

1950 CENSUS OF AGRICULTURE

FARMS, FARM CHARACTERISTICS, FARM PRODUCTS

For release April 11, 1951

STATE OF IDAHO

(82-000) Series AC50-1

This release presents figures from the 1950 Census of Agriculture, together with available comparative data from the 1945 Census of Agriculture. The figures from the 1950 Census are preliminary and are subject to revision. A similar report will be released for every county in the United States. A preliminary report, carrying State totals only, will be issued following the publication of figures for all of the counties in the State. After that, final figures for this State and for the counties in the State will be published in a State Report.

Generally, the data for both 1950 and 1945 are based upon the tabulation of reports for all farms in the county. However, the 1950 data for items followed by a star (*) represent estimates for all farms made on the basis of reports from a sample of approximately 20 percent of the farms.

Inventory items are for April 1, 1950 and January 1, 1945; and production items are for the calendar years 1949 and 1944.

Item	State total	Item	State total
FARMS, ACREAGE, AND VALUE		FARMS BY SIZE	
Farms.....number 1950..	40,284	Under 10 acres.....number 1950..	3,743
.....1945..	41,4981945..	4,267
Approximate land area.....acres 1950..	52,972,160	Under 3 acres.....number 1950..	471
.....1945..	25.01945..	744
Proportion in farms.....percent 1950..	9,095,158	3 to 9 acres.....number 1950..	3,272
.....1945..	4,061,2431945..	3,523
Land owned by farm operators.....acres 1950..	680,661	10 to 29 acres.....number 1950..	3,698
.....1945..	582,9701945..	3,833
Land rented from others by farm operators.....acres 1950..	13,224,192	30 to 49 acres.....number 1950..	4,506
.....1945..	12,503,3321945..	4,912
Land managed by farm operators.....acres 1950..	328.3	50 to 69 acres.....number 1950..	2,312
.....1945..	301.31945..	2,282
Land rented to others by farm operators.....acres 1950..	22,475	70 to 99 acres.....number 1950..	6,640
.....1945..	11,8881945..	6,763
Land in farms.....acres 1950..	73.01	100 to 139 acres.....number 1950..	3,558
.....1945..	39.461945..	3,552
Average size of farm.....acres 1950..	328.3	140 to 179 acres.....number 1950..	3,831
.....1945..	301.31945..	4,182
Value of land and buildings.....average per farm, dollars 1950..	22,475	180 to 219 acres.....number 1950..	1,524
.....1945..	11,8881945..	1,597
.....average per acre, dollars 1950..	73.01	220 to 259 acres.....number 1950..	1,351
.....1945..	39.461945..	1,361
Land in farms according to use:		260 to 499 acres.....number 1950..	4,162
Cropland harvested.....farms reporting 1949..	36,1501945..	4,186
1944..	37,301	500 to 999 acres.....number 1950..	2,606
acres 1949..	3,647,8851945..	2,469
1944..	3,441,661	1,000 acres and over.....number 1950..	2,353
1 to 9 acres.....farms reporting 1949..	3,9071945..	2,134
1944..	4,744		
10 to 19 acres.....farms reporting 1949..	3,017	FARMS BY COLOR AND TENURE OF OPERATOR	
1944..	3,227	Farms by color of operator:	
20 to 29 acres.....farms reporting 1949..	3,156	White operators.....number 1950..	39,824
1944..	3,525	1945..	40,961
30 to 49 acres.....farms reporting 1949..	5,933	Nonwhite operators.....number 1950..	460
1944..	6,166	1945..	537
50 to 99 acres.....farms reporting 1949..	10,436	Farms by tenure of operator:	
1944..	10,171	Full owners.....number 1950..	25,947
100 to 199 acres.....farms reporting 1949..	5,583	1945..	26,109
1944..	5,626	Part owners.....number 1950..	6,890
200 acres and over.....farms reporting 1949..	4,118	1945..	6,785
1944..	3,842	Managers.....number 1950..	164
Cropland used only for pasture.....farms reporting 1949..	17,138	1945..	240
1944..	15,320	All tenants.....number 1950..	7,283
acres 1949..	484,625	1945..	8,364
1944..	322,286	Proportion of tenancy.....percent 1950..	18.1
Cropland not harvested and not pastured.....farms reporting 1949..	11,000	1945..	20.2
1944..	1,097,245	Cash tenants.....number 1950..	1,019
acres 1949..	825,651	1945..	1,845
1944..	6,828	Share-cash tenants.....number 1950..	1,016
Cultivated summer fallow.....farms reporting 1949..	863,269	1945..	276
1944..	863,269	Share tenants and croppers.....number 1950..	4,351
acres 1949..	3,659	1945..	4,971
1944..	2,024	Crop-share tenants and croppers.....number 1950..	3,613
1 to 49 acres.....farms reporting 1949..	2,024	1945..	738
1944..	1,145	Livestock-share tenants.....number 1950..	897
50 to 199 acres.....farms reporting 1949..	5,462	1945..	1,272
1944..	233,976	Other and unspecified tenants.....number 1950..	222
200 acres and over.....farms reporting 1949..	5,992	1945..	675
1944..	5,273		
Other.....farms reporting 1949..	1,242,638	SPECIFIED FACILITIES AND EQUIPMENT*	
1944..	946,253	Telephone.....farms reporting 1950..	22,264
Woodland pastured.....farms reporting 1949..	2,5051945..	17,421
1944..	1,190	Electricity.....farms reporting 1950..	37,232
acres 1949..	309,4151945..	31,995
1944..	113,881	From a power line.....farms reporting 1950..	36,451
Woodland not pastured.....farms reporting 1949..	2,505	1945..	7,87
1944..	1,190	Average of last monthly electric bill.....dollars 1950..	25,874
acres 1949..	309,4151945..	19,564
1944..	113,881	Electric hot-water heater.....farms reporting 1950..	5,986
Other pasture (not cropland and not woodland).....farms reporting 1949..	17,595	Home freezer.....farms reporting 1950..	34,518
1944..	22,538	Electric washing machine.....farms reporting 1950..	9,964
acres 1949..	5,625,500	Electric chick brooder.....farms reporting 1950..	958
1944..	6,229,520	Electric power feed grinder.....farms reporting 1950..	11,782
Other land (house lots, roads, wasteland, etc.).....farms reporting 1949..	37,852	Milking machine.....farms reporting 1950..	9,211
1944..	39,273	Grain combines.....farms reporting 1950..	10,446
acres 1949..	816,884	number 1950..	134
1944..	624,080	Corn pickers.....farms reporting 1950..	1,204
Irrigated land in farms.....farms reporting 1949..	29,413	number 1950..	2,253
1944..	28,571	Upright silos.....farms reporting 1950..	782
acres 1949..	2,137,237	number 1950..	861
1944..	2,026,280	Pit or trench silos.....farms reporting 1950..	1,171
Land irrigated by sprinklers.....farms reporting 1949..	344	number 1950..	1,249
acres 1949..	9,995		
FARM OPERATORS			
Residing on farm operated.....operators reporting 1950..	36,929		
.....1945..	38,211		
Not residing on farm operated.....operators reporting 1950..	2,774		
.....1945..	2,844		
With other income of family exceeding value of agricultural products sold.....operators reporting 1949..	9,810		
.....1944..	17,895		
Working off their farm, total.....operators reporting 1949..	12,769		
.....1944..	9,282		
100 days or more.....operators reporting 1949..	9,282		
1944..	7,530		

*Data for 1944 not strictly comparable with those for 1949.

Item	State total	Item	State total
SPECIFIED FACILITIES AND EQUIPMENT¹—Continued		FARMS BY TYPE OF FARM—Continued	
Motortrucks.....farms reporting 1950...	22,763	Livestock farms other than dairy and poultry.....number 1950...	5,518
1945.....	16,576	General farms.....number 1950...	7,594
number 1950.....	29,690	Primarily crop.....number 1950...	2,864
1945.....	19,096	Primarily livestock.....number 1950...	933
Tractors.....farms reporting 1950...	27,566	Crop and livestock.....number 1950...	3,777
1945.....	17,263	Miscellaneous and unclassified farms.....number 1950...	8,275
number 1950.....	39,397		
1945.....	20,299		
Wheel tractors other than garden.....farms reporting 1950...	24,144		
number 1950.....	31,032		
1945.....	1,574		
Garden tractors.....farms reporting 1950...	1,649		
number 1950.....	5,657		
1945.....	6,716		
Crawler tractors.....farms reporting 1950...	31,822		
number 1950.....	31,601		
1945.....	39,980		
Automobiles.....farms reporting 1950...	35,802		
number 1950.....			
1945.....			
Farms by class of work power:			
No tractor, horses, or mules.....farms reporting 1950...	6,091		
No tractor and only 1 horse or mule.....farms reporting 1950...	1,050		
No tractor and 2 or more horses and/or mules.....farms reporting 1950...	5,542		
Tractor and horses and/or mules.....farms reporting 1950...	16,066		
Tractor and no horses or mules.....farms reporting 1950...	11,535		
TRADING CENTER AND ROAD⁴		FARMS BY ECONOMIC CLASS	
Distance to trading center visited most frequently:		Commercial farms.....number 1950...	32,343
Under 1 mile.....farms reporting 1950...	2,539	Class I (Value of products sold, \$25,000 or more).....number 1950...	1,698
1 to 4 miles.....farms reporting 1950...	14,457	Class II (Value of products sold, \$10,000-\$24,999).....number 1950...	5,601
5 to 9 miles.....farms reporting 1950...	12,433	Class III (Value of products sold, \$5,000-\$9,999).....number 1950...	9,154
10 miles and over.....farms reporting 1950...	9,832	Class IV (Value of products sold, \$2,500-\$4,999).....number 1950...	8,622
Average distance reported.....miles 1950...	8	Class V (Value of products sold, \$1,200-\$2,499).....number 1950...	5,399
Distance over dirt or unimproved roads:		Class VI (Value of products sold, \$250-\$1,199) ¹number 1950...	1,869
0.0 to 0.2 miles.....farms reporting 1950...	19,392	Other farms.....number 1950...	7,941
0.3 to 0.9 miles.....farms reporting 1950...	3,921	Part-time ¹number 1950...	3,785
1.0 to 4.9 miles.....farms reporting 1950...	8,531	Residential (Less than \$250 value of products sold).....number 1950...	4,111
5.0 miles and over.....farms reporting 1950...	2,945	Abnormal ²number 1950...	45
Average distance reported.....miles 1950...	1.5		
Kind of road on which farm is located:			
Hard surface.....farms reporting 1950...	13,393		
Gravel, shell, or shale.....farms reporting 1950...	17,233		
Dirt or unimproved.....farms reporting 1950...	7,867		
FARM LABOR³		VALUE OF PRODUCTS SOLD, BY SOURCE	
Week preceding enumeration:		All farm products sold.....dollars 1949...	281,022,873
Family and/or hired workers.....farms reporting 1950...	35,948	1944.....	214,737,216
persons 1950.....	66,628	All crops sold.....dollars 1949...	153,834,051
Family workers, including operator.....farms reporting 1950...	35,508	1944.....	120,147,871
Operators.....persons 1950.....	34,265	Field crops, other than vegetables and fruits and nuts sold.....dollars 1949...	146,027,104
Unpaid members of operator's family.....farms reporting 1950...	13,569	1944.....	107,925,116
persons 1950.....	19,934	Vegetables sold.....dollars 1949...	3,343,526
Hired workers.....farms reporting 1950...	6,539	1944.....	3,855,047
persons 1950.....	12,429	Fruits and nuts sold.....dollars 1949...	3,201,619
		1944.....	5,570,982
		Horticultural specialties sold.....dollars 1949...	1,261,802
		1944.....	2,796,726
		All livestock and livestock products sold.....dollars 1949...	126,321,394
		1944.....	94,106,491
		Dairy products sold.....dollars 1949...	27,817,955
		1944.....	28,285,773
		Poultry and poultry products sold.....dollars 1949...	6,134,311
		1944.....	6,581,804
		Livestock and livestock products, other than dairy and poultry, sold.....dollars 1949...	92,369,128
		1944.....	59,238,914
		Forest products sold.....dollars 1949...	867,428
		1944.....	482,854
		HORSES AND MULES	
		Horses and/or mules.....farms reporting 1950...	22,672
		Horses and colts, including ponies.....farms reporting 1950...	22,419
		1945.....	29,483
		number 1950.....	88,035
		1945.....	143,582
		Mules and mule colts.....farms reporting 1950...	846
		1945.....	1,116
		number 1950.....	3,028
		1945.....	3,690
		CATTLE AND DAIRY PRODUCTS	
		Cattle and calves.....farms reporting 1950...	33,639
		1945.....	35,755
		number 1950.....	948,802
		1945.....	949,369
		Cows, including heifers that have calved.....farms reporting 1950...	32,700
		1945 ³	34,535
		number 1950.....	407,406
		1945 ³	464,902
		Milk cows.....farms reporting 1950...	30,830
		number 1950.....	185,819
		Heifers born before Jan. 1.....farms reporting 1950...	25,157
		number 1950.....	206,826
		Steers and bulls born before Jan. 1.....farms reporting 1950...	21,641
		number 1950.....	200,958
		Calves born since Jan. 1.....farms reporting 1950...	22,967
		number 1950.....	133,612
		Whole milk sold.....farms reporting 1949...	18,391
		1944.....	19,323
		gallons 1949.....	89,649,582
		1944.....	103,148,974
		dollars 1949.....	25,566,442
		Cream sold.....farms reporting 1949...	6,295
		1944.....	10,058
		pounds of butterfat 1949.....	3,665,284
		1944.....	7,304,531
		dollars 1949.....	2,225,222
		Butter, buttermilk, skim milk, and cheese sold.....farms reporting 1949...	73
		1949.....	26,291
		HOGS	
		Hogs and pigs.....farms reporting 1950...	13,980
		1945.....	18,188
		number 1950.....	161,195
		1945.....	227,166
		4 months old and over.....farms reporting 1950...	12,100
		number 1950.....	80,543
		Less than 4 months old.....farms reporting 1950...	6,192
		number 1950.....	80,652
		Sows and gilts for spring farrowing.....farms reporting 1950...	7,799
		1945.....	10,822
		number 1950.....	25,442
		1945.....	34,001

¹Part-time farms include those with value of products sold of \$250-\$1,199 and operator either reporting 100 days or more of off-farm work or reporting other income exceeding value of agricultural products sold.
²Public and private institutional farms, community projects, etc.
³Cows and heifers 2 years old and over.

Item	State total	Item	State total
SHEEP AND WOOL		SPECIFIED CROPS HARVESTED	
Sheep and lambs.....farms reporting 1950...	4,549	Corn:	
1945...	5,325	Corn for all purposes.....farms reporting 1949...	2,882
number 1950...	1,308,690	1944...	2,838
1945...	1,335,794	acres 1949...	25,940
Sheep and lambs born before Oct. 1, 1949..farms reporting 1950...	3,875	1944...	23,715
number 1950...	834,181	Harvested for grain.....farms reporting 1949...	1,725
Ewes.....farms reporting 1950...	3,779	1944...	1,647
1945 ¹ ..	4,590	acres 1949...	13,095
number 1950...	813,290	1944...	12,623
1945 ¹ ..	1,113,640	bushels 1949...	713,747
Yearling ewes.....farms reporting 1950...	2,189	1944...	524,808
number 1950...	152,420	Cut for silage.....farms reporting 1949...	1,244
Older ewes.....farms reporting 1950...	3,295	acres 1949...	11,644
number 1950...	660,870	tons..green veight 1949...	135,655
Rams and wethers.....farms reporting 1950...	2,246	Hogged or grazed, or out for green	
number 1950...	20,891	or dry fodder.....farms reporting 1949...	210
Lambs born since Oct. 1, 1949.....farms reporting 1950...	3,561	acres 1949...	1,201
number 1950...	674,509	Small grains:	
Sheep and lambs shorn.....farms reporting 1949...	3,310	Grains grown together and threshed	
1944...	4,381	as a mixture.....farms reporting 1949...	5,035
number shorn 1949...	855,728	acres 1949...	71,686
Wool shorn.....pounds 1949...	8,357,924	bushels 1949...	3,013,419
1944...	11,342,470	Winter wheat threshed or combined.....farms reporting 1949...	6,871
Average date of enumeration.....1950...	Apr. 15-Apr. 28	1944...	5,364
POULTRY AND POULTRY PRODUCTS		acres 1949...	961,865
Chickens, 4 months old and over, on hand....farms reporting 1950...	27,414	1944...	663,539
1945...	32,164	bushels 1949...	20,551,103
number 1950...	1,525,438	1944...	18,152,213
1945...	2,169,061	farms reporting 1949...	17,358
Chickens sold.....farms reporting 1949...	8,374	1944...	15,646
number 1949...	1,202,072	acres 1949...	507,733
dollars 1949...	1,244,267	1944...	377,291
Chicken eggs sold.....farms reporting 1949...	13,246	bushels 1949...	14,321,779
dozens 1949...	8,625,894	1944...	12,226,905
dollars 1949...	3,672,725	Oats threshed or combined.....farms reporting 1949...	10,338
Turkeys, 4 months old and over, on hand....farms reporting 1950...	833	1944...	10,741
number 1950...	10,582	acres 1949...	138,259
Turkeys raised.....farms reporting 1949...	1,052	1944...	164,906
1944...	1,110	bushels 1949...	6,248,875
number 1949...	207,207	1944...	7,023,860
1944...	252,047	Oats out for feeding unthreshed.....farms reporting 1949...	932
ANIMALS SOLD ALIVE		acres 1949...	2,059
Cattle, hogs, sheep, horses, or mules		1944...	8,902
sold alive.....farms reporting 1949...	29,536	1944...	21,875
dollars 1949...	87,386,693	Barley threshed or combined.....farms reporting 1949...	10,627
Cattle and/or calves sold alive.....farms reporting 1949...	26,395	1944...	11,506
1944...	25,447	acres 1949...	303,600
number 1949...	441,534	1944...	297,907
1944...	373,636	bushels 1949...	9,598,169
Cattle sold alive, excluding calves....farms reporting 1949...	21,851	1944...	11,084,714
number 1949...	346,495	Annual legumes:	
dollars 1949...	53,527,012	Dry field and seed beans harvested	
Calves sold alive.....farms reporting 1949...	14,218	for beans.....farms reporting 1949...	5,418
number 1949...	95,039	1944 ² ..	5,069
dollars 1949...	6,377,796	acres 1949...	143,589
Hogs and pigs sold alive.....farms reporting 1949...	13,082	1944 ² ..	142,175
1944...	18,381	100-lb. bags 1949...	2,364,970
number 1949...	257,325	1944 ² ..	2,205,049
1944...	492,659	Dry field and seed peas, other than Austrian	
dollars 1949...	8,620,298	winter peas, harvested for peas.....farms reporting 1949...	1,881
Sheep and lambs sold alive.....farms reporting 1949...	3,282	1944...	4,068
1944...	4,038	acres 1949...	88,271
number 1949...	990,809	1944...	212,856
1944...	1,298,821	100-lb. bags 1949...	945,016
dollars 1949...	18,479,694	1944...	2,725,156
Horses and mules sold alive.....farms reporting 1949...	3,815	Hay crops:	
number 1949...	10,436	Land from which hay was out.....farms reporting 1949...	30,506
dollars 1949...	381,893	1944...	1,031,775
FARM SLAUGHTER		acres 1949...	26,739
Any cattle, hogs, or sheep butchered.....farms reporting 1949...	24,039	1944...	28,967
Cattle and/or calves butchered.....farms reporting 1949...	16,207	acres 1949...	690,781
number 1949...	21,344	1944...	798,758
Cattle butchered, excluding calves....farms reporting 1949...	8,585	tons 1949...	1,881,056
1944...	10,310	1944...	1,921,298
number 1949...	10,696	Clover or timothy out for hay.....farms reporting 1949...	5,477
1944...	14,876	1944...	4,562
Calves butchered.....farms reporting 1949...	8,206	acres 1949...	137,276
1944...	6,470	1944...	122,498
number 1949...	10,648	tons 1949...	188,837
1944...	10,320	1944...	167,602
Hogs and pigs butchered.....farms reporting 1949...	16,452	Oats, wheat, barley, rye, or other small	
1944...	20,492	grain out for hay.....farms reporting 1949...	3,060
number 1949...	31,398	1944...	3,499
1944...	42,982	acres 1949...	45,033
Sheep and lambs butchered.....farms reporting 1949...	2,349	1944...	48,915
number 1949...	9,275	tons 1949...	56,942
Meat, lard, hides, and other products sold		1944...	66,748
from animals butchered.....farms reporting 1949...	3,660	Wild hay out.....farms reporting 1949...	2,196
dollars 1949...	234,607	1944...	2,053
		acres 1949...	142,599
		1944...	134,838
		tons 1949...	155,782
		1944...	150,351

¹Ewes and ewe lambs kept for breeding.
²Does not include soybeans.

1950 CENSUS OF AGRICULTURE

FARMS, FARM CHARACTERISTICS, FARM PRODUCTS

For release February 26, 1951

ADA, IDAHO

(82-001) Series AC50-1

This release presents figures from the 1950 Census of Agriculture, together with available comparative data from the 1945 Census of Agriculture. The figures from the 1950 Census are preliminary and are subject to revision. A similar report will be released for every county in the United States. A preliminary report, carrying State totals only, will be issued following the publication of figures for all of the counties in the State. After that, final figures for this county and for other counties in the State will be published in a State Report.

Generally, the data for both 1950 and 1945 are based upon the tabulation of reports for all farms in the county. However, the 1950 data for items followed by a star (*) represent estimates for all farms made on the basis of reports from a sample of approximately 20 percent of the farms.

Inventory items are for April 1, 1950 and January 1, 1945; and production items are for the calendar years 1949 and 1944.

Item	County total	Item	County total
FARMS, ACREAGE, AND VALUE		FARMS BY SIZE	
Farms.....number	1950... 2,503 1945... 2,545	Under 10 acres.....number	1950... 540 1945... 665
Approximate land area.....acres	1950... 668,800 1945... 58.4	Under 3 acres.....number	1950... 41 1945... 83
Proportion in farms.....percent	1950... 184,932 1945... 182,554	3 to 9 acres.....number	1950... 499 1945... 582
Land owned by farm operators.....acres	1950... 46,118 1945... 22,997	10 to 29 acres.....number	1950... 490 1945... 464
Land rented from others by farm operators.....acres	1950... 390,647 1945... 432,180	30 to 49 acres.....number	1950... 478 1945... 462
Land managed by farm operators.....acres	1950... 156.1 1945... 169.8	50 to 69 acres.....number	1950... 216 1945... 181
Land rented to others by farm operators.....acres	1950* 15,730 1945 9,462	70 to 99 acres.....number	1950... 395 1945... 382
Land in farms.....acres	1950* 123.01 1945 55.72	100 to 139 acres.....number	1950... 163 1945... 162
Average size of farm.....acres	1949 1,886 1944 1,833	140 to 179 acres.....number	1950... 95 1945... 96
Value of land and buildings.....average per farm, dollars	1949 71,652 1944 73,589	180 to 219 acres.....number	1950... 24 1945... 29
average per acre, dollars	1949 398 1944 399	220 to 259 acres.....number	1950... 13 1945... 21
Land in farms according to use:	1949 260 1944 242	260 to 499 acres.....number	1950... 37 1945... 32
Cropland harvested.....farms reporting	1949 346 1944 321	500 to 999 acres.....number	1950... 22 1945... 24
1 to 9 acres.....farms reporting	1949 380 1944 335	1,000 acres and over.....number	1950... 30 1945... 27
10 to 19 acres.....farms reporting	1949 414 1944 408	FARMS BY COLOR AND TENURE OF OPERATOR	
20 to 29 acres.....farms reporting	1949 78 1944 104	Farms by color of operator:	
30 to 49 acres.....farms reporting	1949 16 1944 24	White operators.....number	1950... 24,498 1945... 2,536
50 to 99 acres.....farms reporting	1949 977 1944 1,838	Nonwhite operators.....number	1950... 5 1945... 9
100 to 199 acres.....farms reporting	1949 23,410 1944 29,456	Farms by tenure of operator:	
200 acres and over.....farms reporting	1949 220 1944 5,938	Full owners.....number	1950... 1,820 1945... 1,688
Cropland used only for pasture.....farms reporting	1949 1,747 1944 92	Part owners.....number	1950... 248 1945... 221
acres	1949 1,752 1944 86	Managers.....number	1950... 9 1945... 14
Cropland not harvested and not pastured.....farms reporting	1949 5 1944 138	All tenants.....number	1950... 426 1945... 622
Cultivated summer fallow.....farms reporting	1949 4,186 1944 39	Proportion of tenancy.....percent	1950... 17.0 1945... 24.4
1 to 49 acres.....farms reporting	1949 19,218 1944 3	Cash tenants.....number	1950... 116 1945... 272
50 to 199 acres.....farms reporting	1949 19 1944 5	Share-cash tenants.....number	1950... 105 1945... 62
200 acres and over.....farms reporting	1949 1,156 1944 15	Share tenants and croppers.....number	1950... 123 1945... 202
Woodland pastured.....farms reporting	1949 1,447 1944 694	Crop-share tenants and croppers.....number	1950... 84 1945... 39
acres	1949 253,382 1944 312,666	Livestock-share tenants.....number	1950... 82 1945... 86
Woodland not pastured.....farms reporting	1949 2,355 1944 2,412	Other and unspecified tenants.....number	1950... 71 1945... 11
acres	1949 15,891 1944 14,704	SPECIFIED FACILITIES AND EQUIPMENT*	
Other pasture (not cropland and not woodland).....farms reporting	1949 2,405 1944 2,441	Telephone.....farms reporting	1950... 1,645 1945... 1,257
etc.).....farms reporting	1949 103,462 1944 109,143	Electricity.....farms reporting	1950... 2,475 1945... 2,450
Land irrigated by sprinklers.....farms reporting	1949 21 1944 488	From a power line.....farms reporting	1950... 2,475 1945... 8,399
FARM OPERATORS		Average of last monthly electric bill.....dollars	1950... 2,064 1945... 1,585
Residing on farm operated.....operators reporting	1950... 2,425 1945... 2,468	Electric water pump.....farms reporting	1950... 1,585 1945... 358
Not residing on farm operated.....operators reporting	1950... 61 1945... 61	Electric hot-water heater.....farms reporting	1950... 2,310 1945... 736
With other income of family exceeding value of agricultural products sold.....operators reporting	1949... 821 1944... 1,125	Home freezer.....farms reporting	1950... 71 1945... 1,426
Working off their farm, total.....operators reporting	1949... 854 1944... 758	Electric washing machines.....farms reporting	1950... 185 1945... 25
100 days or more.....operators reporting	1949... 666 1944... 666	Electric chick brooder.....farms reporting	1950... 25 1945... 81
		Electric power feed grinder.....farms reporting	1950... 81 1945... 172
		Milking machine.....farms reporting	1950... 178 1945... 356
		Grain combines.....farms reporting	1950... 381 1945... 185
		Corn pickers.....farms reporting	1950... 25 1945... 25
		Pick-up hay balers.....farms reporting	1950... 81 1945... 172
		Upright silos.....farms reporting	1950... 178 1945... 356
		Pit or trench silos.....farms reporting	1950... 381 1945... 185

*Data for 1944 not strictly comparable with those for 1949.

Item	County total	Item	County total
SPECIFIED FACILITIES AND EQUIPMENT*--Continued		FARMS BY TYPE OF FARM--Continued	
Motortrucks.....farms reporting 1950...	960	Livestock farms other than dairy and poultry.....number 1950...	190
.....1945.....	576	General farms.....number 1950...	277
.....number 1950.....	1,0941945.....	
.....1945.....	661	Primarily crop.....number 1950...	113
Tractors.....farms reporting 1950.....	1,215	Primarily livestock.....number 1950...	26
.....1945.....	644	Crop and livestock.....number 1950...	138
.....number 1950.....	1,517	Miscellaneous and unclassified farms.....number 1950...	693
.....1945.....	699		
Wheel tractors other than garden.....farms reporting 1950.....	1,105	FARMS BY ECONOMIC CLASS	
.....number 1950.....	1,326	Commercial farms.....number 1950...	1,830
.....1945.....	140	Class I (Value of products sold, \$25,000 or more).....number 1950...	16
.....number 1950.....	155	Class II (Value of products sold, \$10,000-\$24,999).....number 1950...	120
.....1945.....	31	Class III (Value of products sold, \$5,000-\$9,999).....number 1950...	462
Crawler tractors.....farms reporting 1950.....	36	Class IV (Value of products sold, \$2,500-\$4,999).....number 1950...	668
.....number 1950.....	2,126	Class V (Value of products sold, \$1,200-\$2,499).....number 1950...	405
.....1945.....	2,166	Class VI (Value of products sold, \$250-\$1,199) ¹number 1950...	159
Automobiles.....farms reporting 1950.....	2,568	Other farms.....number 1950...	673
.....number 1950.....	2,435	Part-time ¹number 1950...	342
.....1945.....	2,435	Residential (Less than \$250 value of products sold).....number 1950...	331
Farms by class of work power:		Abnormal ²number 1950.....	
No tractor, horses, or mules.....farms reporting 1950.....	782	VALUE OF PRODUCTS SOLD, BY SOURCE	
No tractor and only 1 horse or mule.....farms reporting 1950.....	75	All farm products sold.....dollars 1949...	10,433,430
No tractor and 2 or more horses and/or mules.....farms reporting 1950.....	4381944.....	8,819,316
Tractor and horses and/or mules.....farms reporting 1950.....	600	All crops sold.....dollars 1949...	2,124,652
Tractor and no horses or mules.....farms reporting 1950.....	6081944.....	2,194,547
TRADING CENTER AND ROAD*		Field crops, other than vegetables and fruits and nuts sold.....dollars 1949...	1,783,738
Distance to trading center visited most frequently:	1944.....	1,036,743
Under 1 mile.....farms reporting 1950.....	270	Vegetables sold.....dollars 1949...	53,497
1 to 4 miles.....farms reporting 1950.....	9561944.....	268,864
5 to 9 miles.....farms reporting 1950.....	954	Fruits and nuts sold.....dollars 1949...	111,216
10 miles and over.....farms reporting 1950.....	2701944.....	622,368
Average distance reported.....miles 1950.....	5	Horticultural specialties sold.....dollars 1949...	176,201
Distance over dirt or unimproved roads:	1944.....	266,572
0.0 to 0.2 miles.....farms reporting 1950.....	1,632	All livestock and livestock products sold.....dollars 1949...	8,304,608
0.3 to 0.9 miles.....farms reporting 1950.....	2451944.....	6,624,102
1.0 to 4.9 miles.....farms reporting 1950.....	317	Dairy products sold.....dollars 1949...	3,854,162
5.0 miles and over.....farms reporting 1950.....	511944.....	3,890,583
Average distance reported.....miles 1950.....	0.5	Poultry and poultry products sold.....dollars 1949...	401,969
Kind of road on which farm is located:	1944.....	384,655
Hard surface.....farms reporting 1950.....	1,527	Livestock and livestock products, other than dairy and poultry, sold.....dollars 1949...	4,048,477
Gravel, shell, or shale.....farms reporting 1950.....	7921944.....	2,348,864
Dirt or unimproved.....farms reporting 1950.....	91	Forest products sold.....dollars 1949...	4,170
FARM LABOR*	1944.....	667
Week preceding enumeration:		HORSES AND MULES	
Family and/or hired workers.....farms reporting 1950.....	2,294	Horses and/or mules.....farms reporting 1950...	1,178
.....persons 1950.....	3,924	Horses and colts, including ponies.....farms reporting 1950...	1,157
Family workers, including operator.....farms reporting 1950.....	2,2721945.....	1,433
Operators.....persons 1950.....	2,207number 1950.....	3,328
Unpaid members of operator's family.....farms reporting 1950.....	1,2301945.....	4,934
.....persons 1950.....	303	Mules and mule colts.....farms reporting 1950...	45
Hired workers.....farms reporting 1950.....	4871945.....	48
.....persons 1950.....	487number 1950.....	164
SPECIFIED FARM EXPENDITURES*	1945.....	142
Specified farm expenditures.....farms reporting 1949...	2,320	CATTLE AND DAIRY PRODUCTS	
Machine hire and/or hired labor.....farms reporting 1949...	1,790	Cattle and calves.....farms reporting 1950...	2,185
Machine hire.....dollars 1949.....	1,5971945.....	2,174
.....1944.....	408,174number 1950.....	49,631
Hired labor.....farms reporting 1949.....	1,3001945.....	50,494
.....dollars 1949.....	846,611	Cows, including heifers that have calved.....farms reporting 1950...	2,099
Feed for livestock and poultry.....farms reporting 1949...	2,0391945 ³	2,119
.....dollars 1949.....	1,718,049number 1950.....	23,635
Livestock and poultry purchased.....farms reporting 1949...	1,5461945 ³	27,059
.....dollars 1949.....	1,009,796	Milk cows.....farms reporting 1950...	2,023
Seeds, bulbs, plants, and trees purchased.....farms reporting 1949...	1,279number 1950.....	19,515
.....dollars 1949.....	200,155	Heifers born before Jan. 1.....farms reporting 1950...	1,672
Gasoline and other petroleum fuel and oil.....farms reporting 1949...	1,550number 1950.....	12,521
.....dollars 1949.....	424,775	Steers and bulls born before Jan. 1.....farms reporting 1950...	1,354
Tractor repairs.....farms reporting 1949...	885number 1950.....	6,844
.....dollars 1949.....	105,495	Calves born since Jan. 1.....farms reporting 1950...	1,474
Other farm machinery repairs.....farms reporting 1949...	1,086number 1950.....	6,631
.....dollars 1949.....	170,973	Whole milk sold.....farms reporting 1949...	1,744
FARMS BY TOTAL VALUE OF PRODUCTS SOLD	1944.....	1,818
No sales.....number 1950.....	152	gallons 1949.....	13,079,497
\$1 to \$249.....number 1950.....	1791944.....	15,212,371
\$250 to \$399.....number 1950.....	39	dollars 1949.....	3,805,505
\$400 to \$599.....number 1950.....	1161944.....	59
\$600 to \$999.....number 1950.....	237dollars 1949.....	84
\$1,000 to \$1,499.....number 1950.....	199	Cream sold.....farms reporting 1949...	59
\$1,500 to \$2,499.....number 1950.....	3151944.....	830
\$2,500 to \$3,999.....number 1950.....	483	pounds of butterfat 1949.....	59,830
\$4,000 to \$5,999.....number 1950.....	3291944.....	93,729
\$6,000 to \$9,999.....number 1950.....	318dollars 1949.....	45,811
\$10,000 and over.....number 1950.....	136	Butter, buttermilk, skim milk, and cheese sold.....farms reporting 1949...	4
FARMS BY TYPE OF FARM	dollars 1949.....	2,846
Field-crop farms other than vegetable and fruit-and-nut.....number 1950...	98	HOGS	
Cash-grain.....number 1950.....	77	Hogs and pigs.....farms reporting 1950...	691
Cotton.....number 1950.....	211945.....	761
Other field-crop.....number 1950.....	5number 1950.....	10,303
Vegetable farms.....number 1950.....	51945.....	10,048
Fruit-and-nut farms.....number 1950.....	5	4 months old and over.....farms reporting 1950...	551
Dairy farms.....number 1950.....	1,209number 1950.....	4,898
Poultry farms.....number 1950.....	26	Less than 4 months old.....farms reporting 1950...	379
	number 1950.....	5,405
	1945.....	365
		Sows and gilts for spring farrowing.....farms reporting 1950...	462
	number 1950.....	1,213
	1945.....	1,411

¹Part-time farms include those with value of products sold of \$250-\$1,199 and operator either reporting 100 days or more of off-farm work or reporting other income exceeding value of agricultural products sold.

²Public and private institutional farms, community projects, etc.

³Cows and heifers 2 years old and over.

Item	County total	Item	County total
SHEEP AND WOOL		SPECIFIED CROPS HARVESTED	
Sheep and lambs.....farms reporting 1950...	142	Corn:	
1945... number 1950...	165 45,164	Corn for all purposes.....farms reporting 1949...	589
1945... number 1950...	36,899	1944... acres 1949...	468 5,680
1945... number 1950...	130	1944... acres 1944...	4,518
Sheep and lambs born before Oct. 1, 1949..farms reporting 1950...	20,866	1944... acres 1949...	210
Ewes.....farms reporting 1950...	128	1944... acres 1949...	152 1,325
1945 ¹ ... number 1950...	130 20,499	1944... acres 1944...	1,418
1945 ¹ ... number 1950...	35,037	1944... bushels 1949...	77,069
Yearling ewes.....farms reporting 1950...	72	1944... acres 1944...	61,266
1950... number 1950...	1,558	1944... bushels 1949...	441
Older ewes.....farms reporting 1950...	102	1944... acres 1949...	4,263
1950... number 1950...	18,941	1944... tons..green weight 1949...	52,186
Rams and wethers.....farms reporting 1950...	57	1949... farms reporting 1949...	19
1950... number 1950...	367	1949... acres 1949...	92
Lambs born since Oct. 1, 1949.....farms reporting 1950...	110	Small grains:	
1950... number 1950...	24,298	Grains grown together and threshed	
Sheep and lambs shorn.....farms reporting 1949...	106	as a mixture.....farms reporting 1949...	501
1944... number shorn 1949...	103 39,734	1949... acres 1949...	6,927
Wool shorn.....pounds 1949...	403,628	1944... bushels 1949...	329,342
1944... pounds 1944...	400,269	Winter wheat threshed or combined.....farms reporting 1949...	21
Average date of enumeration.....1950...	Apr.15-Apr.28	1944... acres 1949...	23
POULTRY AND POULTRY PRODUCTS		1944... acres 1949...	1,361
Chickens, 4 months old and over, on hand....farms reporting 1950...	1,808	1944... bushels 1949...	450
1945... number 1950...	1,939	1944... bushels 1949...	21,111
1945... number 1950...	100,947	1944... bushels 1944...	13,792
1945... number 1950...	124,285	Spring wheat threshed or combined.....farms reporting 1949...	727
Chickens sold.....farms reporting 1949...	625	1944... acres 1949...	588
1949... number 1949...	70,717	1944... acres 1949...	8,339
1949... dollars 1949...	78,290	1944... acres 1944...	5,839
Chicken eggs sold.....farms reporting 1949...	890	1944... bushels 1949...	318,864
1949... dozens 1949...	596,637	1944... bushels 1944...	235,717
1949... dollars 1949...	256,991	Oats threshed or combined.....farms reporting 1949...	622
Turkeys, 4 months old and over, on hand....farms reporting 1950...	32	1944... acres 1949...	373
1950... number 1950...	267	1944... acres 1949...	7,649
Turkeys raised.....farms reporting 1949...	57	1944... acres 1944...	3,599
1944... number 1949...	56	1944... bushels 1949...	389,392
1944... number 1949...	12,362	1944... bushels 1944...	201,699
1944... number 1944...	13,841	Oats cut for feeding unthreshed.....farms reporting 1949...	64
ANIMALS SOLD ALIVE		1944... acres 1949...	51
Cattle, hogs, sheep, horses, or mules sold alive.....farms reporting 1949...	1,815	1944... acres 1949...	491
1949... dollars 1949...	3,805,687	1944... acres 1944...	391
Cattle and/or calves sold alive.....farms reporting 1949...	1,708	Barley threshed or combined.....farms reporting 1949...	257
1944... number 1949...	1,484	1944... acres 1949...	448
1944... number 1949...	21,277	1944... acres 1949...	4,126
1944... number 1949...	15,467	1944... bushels 1944...	6,976
Cattle sold alive, excluding calves....farms reporting 1949...	1,419	1944... bushels 1949...	153,763
1949... number 1949...	15,432	1944... bushels 1944...	305,668
1949... dollars 1949...	2,155,641	Annual legumes:	
Calves sold alive.....farms reporting 1949...	993	Dry field and seed beans harvested	
1949... number 1949...	5,845	for beans.....farms reporting 1949...	46
1949... dollars 1949...	247,867	1944 ² ... acres 1949...	25
Hogs and pigs sold alive.....farms reporting 1949...	610	1944 ² ... acres 1949...	490
1944... number 1949...	823	1944 ² ... 100-lb. bags 1949...	295
1944... number 1949...	13,791	1944 ² ... 100-lb. bags 1944 ² ...	5,561 1,530
1944... number 1944...	22,807	Dry field and seed peas, other than Austrian	
1944... dollars 1949...	439,832	winter peas, harvested for peas.....farms reporting 1949...	1
Sheep and lambs sold alive.....farms reporting 1949...	100	1944... acres 1949...	1
1944... number 1949...	99	1944... acres 1949...	15
1944... number 1949...	45,982	1944... acres 1944...	1
1944... number 1949...	42,996	1944... 100-lb. bags 1949...	270
1944... dollars 1949...	949,358	1944... 100-lb. bags 1944...	15
Horses and mules sold alive.....farms reporting 1949...	158	Hay crops:	
1949... number 1949...	295	Land from which hay was cut.....farms reporting 1949...	1,542
1949... dollars 1949...	12,989	1944... acres 1949...	31,713
FARM SLAUGHTER		Alfalfa cut for hay (or for dehydrating).....farms reporting 1949...	1,409
Any cattle, hogs, or sheep butchered.....farms reporting 1949...	1,262	1944... acres 1949...	1,459
Cattle and/or calves butchered.....farms reporting 1949...	989	1944... acres 1949...	27,043
1949... number 1949...	1,187	1944... acres 1944...	35,380
Cattle butchered, excluding calves....farms reporting 1949...	595	1944... tons 1949...	82,083
1944... number 1949...	645	1944... tons 1944...	104,433
1944... number 1949...	696	Clover or timothy cut for hay.....farms reporting 1949...	224
1944... number 1944...	841	1944... acres 1949...	143
Calves butchered.....farms reporting 1949...	420	1944... acres 1949...	2,622
1944... number 1949...	261	1944... acres 1944...	1,683
1944... number 1949...	491	1944... tons 1949...	4,710
1944... number 1944...	314	1944... tons 1944...	3,517
Hogs and pigs butchered.....farms reporting 1949...	648	Oats, wheat, barley, rye, or other small grain out for hay.....farms reporting 1949...	133
1944... number 1949...	895	1944... acres 1949...	64
1944... number 1949...	1,290	1944... acres 1949...	1,182
1944... number 1944...	1,934	1944... tons 1949...	603
Sheep and lambs butchered.....farms reporting 1949...	55	1944... tons 1949...	2,109
1949... number 1949...	351	1944... tons 1944...	1,007
Meat, lard, hides, and other products sold from animals butchered.....farms reporting 1949...	211	Wild hay cut.....farms reporting 1949...	27
1949... dollars 1949...	7,530	1944... acres 1949...	11
		1944... acres 1949...	496
		1944... acres 1944...	241
		1944... tons 1949...	778
		1944... tons 1944...	285

¹Ewes and ewe lambs kept for breeding.
²Does not include soybeans.

1950 CENSUS OF AGRICULTURE
FARMS, FARM CHARACTERISTICS, FARM PRODUCTS

For release February 19, 1951

ADAMS, IDAHO

(82-002) Series AC50-1

This release presents figures from the 1950 Census of Agriculture, together with available comparative data from the 1945 Census of Agriculture. The figures from the 1950 Census are preliminary and are subject to revision. A similar report will be released for every county in the United States. A preliminary report, carrying State totals only, will be issued following the publication of figures for all of the counties in the State. After that, final figures for this county and for other counties in the State will be published in a State Report.

Generally, the data for both 1950 and 1945 are based upon the tabulation of reports for all farms in the county. However, the 1950 data for items followed by a star (*) represent estimates for all farms made on the basis of reports from a sample of approximately 20 percent of the farms.

Inventory items are for April 1, 1950 and January 1, 1945; and production items are for the calendar years 1949 and 1944.

Item	County total	Item	County total
FARMS, ACREAGE, AND VALUE		FARMS BY SIZE	
Farms.....number 1950.....	322	Under 10 acres.....number 1950.....	22
.....1945.....	3421945.....	25
Approximate land area.....acres 1950.....	881,280	Under 3 acres.....number 1950.....
.....1945.....1945.....
Proportion in farms.....percent 1950.....	31.2	3 to 9 acres.....number 1950.....	22
.....1945.....1945.....	25
Land owned by farm operators.....acres 1950.....	137,359	10 to 29 acres.....number 1950.....	36
.....1945.....	65,4571945.....	34
Land rented from others by farm operators.....acres 1950.....	74,512	30 to 49 acres.....number 1950.....	14
.....1945.....	2,6581945.....	21
Land managed by farm operators.....acres 1950.....	274,670	50 to 69 acres.....number 1950.....	3
.....1945.....	210,1211945.....	8
Average size of farm.....acres 1950.....	827.3	70 to 99 acres.....number 1950.....	25
.....1945.....	614.41945.....	17
Value of land and buildings.....average per farm, dollars 1950*	18,346	100 to 139 acres.....number 1950.....	15
.....1945.....	9,6631945.....	13
.....average per acre, dollars 1950*	20.39	140 to 179 acres.....number 1950.....	24
.....1945.....	15.731945.....	37
Land in farms according to use:		180 to 219 acres.....number 1950.....	12
Cropland harvested.....farms reporting 1949.....	2791945.....	15
.....1944.....	300	220 to 259 acres.....number 1950.....	9
.....acres 1949.....	22,9421945.....	11
.....1944.....	24,030	260 to 499 acres.....number 1950.....	60
1 to 9 acres.....farms reporting 1949.....	381945.....	66
.....1944.....	51	500 to 999 acres.....number 1950.....	50
10 to 19 acres.....farms reporting 1949.....	281945.....	50
.....1944.....	29	1,000 acres and over.....number 1950.....	52
20 to 29 acres.....farms reporting 1949.....	251945.....	45
.....1944.....	20		
30 to 49 acres.....farms reporting 1949.....	35	FARMS BY COLOR AND TENURE OF OPERATOR	
.....1944.....	40	Farms by color of operator:	
50 to 99 acres.....farms reporting 1949.....	83	White operators.....number 1950.....	322
.....1944.....	731945.....	342
100 to 199 acres.....farms reporting 1949.....	50	Nonwhite operators.....number 1950.....
.....1944.....	661945.....
200 acres and over.....farms reporting 1949.....	20	Farms by tenure of operator:	
.....1944.....	21	Full owners.....number 1950.....	223
Cropland used only for pasture.....farms reporting 1949.....	1251945.....	238
.....1944*.....	45	Part owners.....number 1950.....	69
.....acres 1949.....	17,4941945.....	65
.....1944*.....	9,411	Managers.....number 1950.....	4
Cropland not harvested and not pastured.....farms reporting 1949.....	561945.....	3
.....acres 1949.....	2,778	All tenants.....number 1950.....	26
.....1944.....	2,5651945.....	36
Cultivated summer fallow.....farms reporting 1949.....	28	Proportion of tenancy.....percent 1950.....	8.1
.....acres 1949.....	1,5261945.....	10.5
1 to 49 acres.....farms reporting 1949.....	18	Cash tenants.....number 1950.....	11
.....1944.....	91945.....	21
50 to 199 acres.....farms reporting 1949.....	1	Share-cash tenants.....number 1950.....	3
.....1944.....	11945.....	3
200 acres and over.....farms reporting 1949.....	37	Share tenants and croppers.....number 1950.....	7
.....acres 1949.....	1,2521945.....	9
Other.....farms reporting 1949.....	37	Crop-share tenants and croppers.....number 1950.....	4
.....acres 1949.....	1,2521945.....	3
Woodland pastured.....farms reporting 1949.....	103	Livestock-share tenants.....number 1950.....	5
.....1944.....	621945.....	3
.....acres 1949.....	64,659	Other and unspecified tenants.....number 1950.....	1
.....1944.....	31,4211945.....	4
Woodland not pastured.....farms reporting 1949.....	16		
.....1944.....	20	SPECIFIED FACILITIES AND EQUIPMENT*	
.....acres 1949.....	3,127	Telephone.....farms reporting 1950.....	117
.....1944.....	1,7961945.....	72
Other pasture (not cropland and not woodland).....farms reporting 1949.....	239	Electricity.....farms reporting 1950.....	294
.....1944*.....	2871945.....	145
.....acres 1949.....	160,595	From a power line.....farms reporting 1950.....	294
.....1944*.....	138,5581945.....	6.14
Other land (house lots, roads, wasteland, etc.).....farms reporting 1949.....	302	Average of last monthly electric bill.....dollars 1950.....	153
.....1944.....	2881945.....	121
.....acres 1949.....	3,075	Electric water pump.....farms reporting 1950.....	47
.....1944.....	2,3401945.....	274
Irrigated land in farms.....farms reporting 1949.....	245	Electric hot-water heater.....farms reporting 1950.....	72
.....1944.....	2421945.....	13
.....acres 1949.....	24,376	Home freezer.....farms reporting 1950.....	56
.....1944.....	23,4331945.....	48
Land irrigated by sprinklers.....farms reporting 1949.....	1	Electric power feed grinder.....farms reporting 1950.....	1
.....acres 1949.....	151945.....	1
		Electric chick brooder.....farms reporting 1950.....	23
	1945.....	23
		Milking machine.....farms reporting 1950.....	11
	1945.....	11
		Grain combines.....farms reporting 1950.....
	1945.....
		Corn pickers.....farms reporting 1950.....
	1945.....
		Pick-up hay balers.....farms reporting 1950.....
	1945.....
		Upright silos.....farms reporting 1950.....
	1945.....
		Pit or trench silos.....farms reporting 1950.....
	1945.....

*Data for 1944 not strictly comparable with those for 1949.

Item	County total	Item	County total
SPECIFIED FACILITIES AND EQUIPMENT^a—Continued		FARMS BY TYPE OF FARM—Continued	
Motor trucks.....farms reporting 1950...	204	Livestock farms other than dairy and poultry.....number 1950...	158
..... 1945.....	134	General farms.....number 1950...	34
..... number 1950.....	253 number 1950.....	11
..... 1945.....	143 number 1950.....	23
Tractors.....farms reporting 1950.....	179 number 1950.....	95
..... 1945.....	107 number 1950.....	23
..... number 1950.....	273 number 1950.....	95
..... 1945.....	121		
Wheel tractors other than garden.....farms reporting 1950.....	168	FARMS BY ECONOMIC CLASS	
..... number 1950.....	196	Commercial farms.....number 1950.....	233
Garden tractors.....farms reporting 1950.....	16	Class I (Value of products sold, \$25,000 or more).....number 1950.....	23
..... number 1950.....	16	Class II (Value of products sold, \$10,000-\$24,999).....number 1950.....	25
Crawler tractors.....farms reporting 1950.....	56	Class III (Value of products sold, \$5,000-\$9,999).....number 1950.....	53
..... number 1950.....	61	Class IV (Value of products sold, \$2,500-\$4,999).....number 1950.....	75
Automobiles.....farms reporting 1950.....	212	Class V (Value of products sold, \$1,200-\$2,499).....number 1950.....	57
..... 1945.....	203	Class VI (Value of products sold, \$250-\$1,199) ¹number 1950.....	89
..... number 1950.....	254	Other farms.....number 1950.....	62
..... 1945.....	215	Part-time ²number 1950.....	27
Farms by class of work power:		Residential (Less than \$250 value of products sold).....number 1950.....	27
No tractor, horses, or mules.....farms reporting 1950...	59	Abnormal ²number 1950.....
No tractor and only 1 horse or mule.....farms reporting 1950...	24		
No tractor and 2 or more horses and/or mules.....farms reporting 1950...	64	VALUE OF PRODUCTS SOLD, BY SOURCE	
Tractor and horses and/or mules.....farms reporting 1950...	136	All farm products sold.....dollars 1949...	2,367,348
Tractor and no horses or mules.....farms reporting 1950...	39 1944.....	1,209,446
		All crops sold.....dollars 1949...	574,138
	 1944.....	261,375
		Field crops, other than vegetables and fruits and nuts sold.....dollars 1949...	253,732
	 1944.....	92,799
		Vegetables sold.....dollars 1949...	388
	 1944.....	4,278
		Fruits and nuts sold.....dollars 1949...	320,018
	 1944.....	161,798
		Horticultural specialties sold.....dollars 1949...
	 1944.....	2,500
		All livestock and livestock products sold.....dollars 1949...	1,782,228
	 1944.....	945,812
		Dairy products sold.....dollars 1949...	84,548
	 1944.....	86,927
		Poultry and poultry products sold.....dollars 1949...	20,444
	 1944.....	22,285
		Livestock and livestock products, other than dairy and poultry, sold.....dollars 1949...	1,677,236
	 1944.....	836,603
		Forest products sold.....dollars 1949...	10,982
	 1944.....	2,259
		HORSES AND MULES	
		Horses and/or mules.....farms reporting 1950...	225
		Horses and colts, including ponies.....farms reporting 1950...	223
	 number 1950.....	254
	 1945.....	1,158
	 number 1950.....	1,888
	 1945.....	10
		Mules and mule colts.....farms reporting 1950...	8
	 number 1950.....	28
	 1945.....	15
		CATTLE AND DAIRY PRODUCTS	
		Cattle and calves.....farms reporting 1950...	277
	 1945.....	292
	 number 1950.....	20,702
	 1945.....	17,755
		Cows, including heifers that have calved.....farms reporting 1950...	266
	 1945 ³	268
	 number 1950.....	7,365
	 1945 ³	5,448
	 number 1950.....	254
		Milk cows.....farms reporting 1950...	1,121
	 number 1950.....	205
		Heifers born before Jan. 1.....farms reporting 1950...	4,142
	 number 1950.....	184
		Steers and bulls born before Jan. 1.....farms reporting 1950...	6,784
	 number 1950.....	194
		Calves born since Jan. 1.....farms reporting 1950...	2,411
	 number 1950.....	18
		Whole milk sold.....farms reporting 1949...	37
	 1944.....	64,814
	 gallons 1949.....	56,280
	 1944.....	20,236
		Cream sold.....farms reporting 1949...	161
	 1944.....	195
	 pounds of butterfat 1949.....	112,074
	 1944.....	135,721
	 dollars 1949.....	64,035
		Butter, buttermilk, skim milk, and cheese sold.....farms reporting 1949...	4
	 dollars 1949.....	277
		HOGS	
		Hogs and pigs.....farms reporting 1950...	167
	 1945.....	195
	 number 1950.....	3,287
	 1945.....	2,281
		4 months old and over.....farms reporting 1950...	148
	 number 1950.....	1,278
		Less than 4 months old.....farms reporting 1950...	103
	 number 1950.....	2,009
		Sows and gilts for spring farrowing.....farms reporting 1950...	102
	 1945.....	139
	 number 1950.....	386
	 1945.....	462

¹Part-time farms include those with value of products sold of \$250-\$1,199 and operator either reporting 100 days or more of off-farm work or reporting other income including value of agricultural products sold.

²Public and private institutional farms, community projects, etc. ³Cows and heifers 2 years old and over.

Item	County total	Item	County total
SHEEP AND WOOL		SPECIFIED CROPS HARVESTED	
Sheep and lambs.....farms reporting 1950...	45	Corn:	
1945.....	65	Corn for all purposes.....farms reporting 1949...	
number 1950...	2,193	1944.....	2
1945.....	5,930	acres 1949.....	
1944.....		1944.....	2
Sheep and lambs born before Oct. 1, 1949..farms reporting 1950...	43	Harvested for grain.....farms reporting 1949.....	
number 1950...	1,172	1944.....	2
Ewes.....farms reporting 1950...	41	acres 1949.....	
1945 ¹ ..	53	1944.....	2
number 1950...	1,104	bushels 1949.....	
1945 ¹ ..	3,420	1944.....	85
Yearling ewes.....farms reporting 1950...	25	Cut for silage.....farms reporting 1949.....	
number 1950...	169	acres 1949.....	
1945 ¹ ..	38	acres 1949.....	
Older ewes.....farms reporting 1950...	935	tons..green weight 1949.....	
number 1950...		Hogged or grazed, or cut for green	
Rams and wethers.....farms reporting 1950...	26	or dry fodder.....farms reporting 1949.....	
number 1950...	68	acres 1949.....	
Lambs born since Oct. 1, 1949.....farms reporting 1950...	30	Small grains:	
number 1950...	1,021	Grains grown together and threshed	
1949.....	34	as a mixture.....farms reporting 1949...	9
1944.....	49	acres 1949...	148
number shorn 1949...	1,011	bushels 1949...	4,086
Wool shorn.....pounds 1949...	9,687	Winter wheat threshed or combined.....farms reporting 1949...	23
1944.....	46,806	1944.....	19
Average date of enumeration.....1950...	Apr. 15-Apr. 28	acres 1949...	723
		1944.....	703
POULTRY AND POULTRY PRODUCTS		bushels 1949...	10,203
Chickens, 4 months old and over, on hand....farms reporting 1950...	250	1944.....	13,059
1945.....	278	Spring wheat threshed or combined.....farms reporting 1949...	51
number 1950...	8,782	1944.....	64
1945.....	11,315	acres 1949...	581
Chickens sold.....farms reporting 1949...	72	1944.....	845
number 1949...	3,384	bushels 1949...	11,764
dollars 1949...	3,726	1944.....	16,518
Chicken eggs sold.....farms reporting 1949...	114	Oats threshed or combined.....farms reporting 1949...	59
dozens 1949...	25,503	1944.....	74
dollars 1949...	10,369	acres 1949...	732
Turkeys, 4 months old and over, on hand....farms reporting 1950...	8	1944.....	680
number 1950...	32	bushels 1949...	22,866
Turkeys raised.....farms reporting 1949...	10	1944.....	24,767
1944.....	17	Oats out for feeding unthreshed.....farms reporting 1949...	29
number 1949...	1,068	1944.....	34
1944.....	860	acres 1949...	305
ANIMALS SOLD ALIVE		1944.....	320
Cattle, hogs, sheep, horses, or mules		Barley threshed or combined.....farms reporting 1949...	116
sold alive.....farms reporting 1949...	251	1944.....	125
dollars 1949...	1,669,608	acres 1949...	2,286
1944.....		1944.....	2,484
Cattle and/or calves sold alive.....farms reporting 1949...	232	bushels 1949...	63,368
number 1949...	207	1944.....	84,982
1944.....	8,572	Annual legumes:	
Cattle sold alive, excluding calves....farms reporting 1949...	198	Dry field and seed beans harvested	
number 1949...	7,860	for beans.....farms reporting 1949...	
dollars 1949...	1,447,642	1944 ² ..	2
Calves sold alive.....farms reporting 1949...	110	acres 1949...	11
number 1949...	712	100-lb. bags 1949...	
dollars 1949...	44,512	1944 ² ..	110
Hogs and pigs sold alive.....farms reporting 1949...	172	Dry field and seed peas, other than Austrian	
1944.....	176	winter peas, harvested for peas.....farms reporting 1949...	
number 1949...	4,702	1944.....	2
1944.....	4,850	acres 1949...	9
dollars 1949...	159,961	1944.....	9
Sheep and lambs sold alive.....farms reporting 1949...	29	100-lb. bags 1949...	
1944.....	35	1944.....	153
number 1949...	932	Hay crops:	
1944.....	4,891	Land from which hay was cut.....farms reporting 1949...	248
dollars 1949...	13,395	acres 1949...	15,680
Horses and mules sold alive.....farms reporting 1949...	52	Alfalfa cut for hay (or for	
number 1949...	118	dehydrating).....farms reporting 1949...	174
dollars 1949...	4,098	1944.....	173
FARM SLAUGHTER		acres 1949...	6,489
Any cattle, hogs, or sheep butchered.....farms reporting 1949...	231	1944.....	6,530
Cattle and/or calves butchered.....farms reporting 1949...	114	1944.....	9,520
number 1949...	176	tons 1949...	7,804
1944.....	71	1944.....	7,804
Cattle butchered, excluding calves....farms reporting 1949...	51	Clover or timothy cut for hay.....farms reporting 1949...	114
1944.....	51	1944.....	144
number 1949...	111	acres 1949...	6,087
1944.....	90	1944.....	7,745
Calves butchered.....farms reporting 1949...	52	tons 1949...	8,636
1944.....	33	1944.....	115,110
number 1949...	65	Oats, wheat, barley, rye, or other small	
1944.....	39	grain cut for hay.....farms reporting 1949...	59
Hogs and pigs butchered.....farms reporting 1949...	201	1944.....	35
1944.....	224	acres 1949...	1,098
number 1949...	488	1944.....	582
1944.....	562	tons 1949...	1,313
Sheep and lambs butchered.....farms reporting 1949...	21	1944.....	846
number 1949...	53	Wild hay cut.....farms reporting 1949...	52
Meat, lard, hides, and other products sold		1944.....	50
from animals butchered.....farms reporting 1949...	20	acres 1949...	1,384
dollars 1949...	1,359	1944.....	1,437
		tons 1949...	1,828
		1944.....	1,836

¹Ewes and ewe lambs kept for breeding.
²Does not include soybeans.

1950 CENSUS OF AGRICULTURE

FARMS, FARM CHARACTERISTICS, FARM PRODUCTS

For release February 20, 1951

BANNOCK, IDAHO

(82-003) Series AC50-1

This release presents figures from the 1950 Census of Agriculture, together with available comparative data from the 1945 Census of Agriculture. The figures from the 1950 Census are preliminary and are subject to revision. A similar report will be released for every county in the United States. A preliminary report, carrying State totals only, will be issued following the publication of figures for all of the counties in the State. After that, final figures for this county and for other counties in the State will be published in a State Report.

Generally, the data for both 1950 and 1945 are based upon the tabulation of reports for all farms in the county. However, the 1950 data for items followed by a star (*) represent estimates for all farms made on the basis of reports from a sample of approximately 20 percent of the farms.

Inventory items are for April 1, 1950 and January 1, 1945; and production items are for the calendar years 1949 and 1944.

Item	County total	Item	County total
FARMS, ACRAGE, AND VALUE		FARMS BY SIZE	
Farms.....number 1950...	927	Under 10 acres.....number 1950...	124
1945.....	1,595	1945.....	239
Approximate land area.....acres 1950...	**719,360	Under 3 acres.....number 1950...	14
Proportion in farms.....percent 1950...	51.4	1945.....	103
Land owned by farm operators.....acres 1950...	253,764	3 to 9 acres.....number 1950...	110
Land rented from others by farm operators.....acres 1950...	118,108	1945.....	136
Land managed by farm operators.....acres 1950...	10,076	10 to 29 acres.....number 1950...	87
Land rented to others by farm operators.....acres 1950...	12,374	1945.....	112
Land in farms.....acres 1950...	369,574	30 to 49 acres.....number 1950...	73
1945.....	648,372	1945.....	96
Average size of farm.....acres 1950...	398.7	50 to 69 acres.....number 1950...	35
1945.....	406.5	1945.....	50
Value of land and buildings.....average per farm, dollars 1950*	23,035	70 to 99 acres.....number 1950...	76
1945.....	12,145	1945.....	102
average per acre, dollars 1950*	66.61	100 to 139 acres.....number 1950...	62
1945.....	29.88	1945.....	86
Land in farms according to use:		140 to 179 acres.....number 1950...	77
Cropland harvested.....farms reporting 1949...	821	1945.....	160
1944.....	1,371	180 to 219 acres.....number 1950...	42
acres 1949.....	97,188	1945.....	66
1944.....	173,819	220 to 259 acres.....number 1950...	45
1 to 9 acres.....farms reporting 1949...	119	1945.....	83
1944.....	149	260 to 499 acres.....number 1950...	127
10 to 19 acres.....farms reporting 1949...	71	1945.....	286
1944.....	90	500 to 999 acres.....number 1950...	98
20 to 29 acres.....farms reporting 1949...	48	1945.....	174
1944.....	78	1,000 acres and over.....number 1950...	81
30 to 49 acres.....farms reporting 1949...	97	1945.....	141
1944.....	136		
50 to 99 acres.....farms reporting 1949...	179	FARMS BY COLOR AND TENURE OF OPERATOR	
1944.....	336	Farms by color of operator:	
100 to 199 acres.....farms reporting 1949...	158	White operators.....number 1950...	877
1944.....	332	1945.....	1,506
200 acres and over.....farms reporting 1949...	149	Nonwhite operators.....number 1950...	50
1944.....	250	1945.....	89
Cropland used only for pasture.....farms reporting 1949...	304	Farms by tenure of operator:	
1944 ¹	507	Full owners.....number 1950...	610
acres 1949.....	9,261	1945.....	1,034
1944 ¹	23,448	Part owners.....number 1950...	209
Cropland not harvested and not pastured.....farms reporting 1949...	401	1945.....	318
acres 1949.....	57,070	Managers.....number 1950...	5
1944.....	87,999	1945.....	8
Cultivated summer fallow.....farms reporting 1949...	348	All tenants.....number 1950...	103
acres 1949.....	52,461	1945.....	235
1 to 49 acres.....farms reporting 1949...	89	Proportion of tenancy.....percent 1950...	11.1
50 to 199 acres.....farms reporting 1949...	172	1945.....	14.7
200 acres and over.....farms reporting 1949...	87	Cash tenants.....number 1950...	30
Other.....farms reporting 1949...	108	1945.....	85
acres 1949.....	4,609	Share-cash tenants.....number 1950...	13
Woodland pastured.....farms reporting 1949...	62	1945.....	13
1944.....	41	Share tenants and croppers.....number 1950...	43
acres 1949.....	20,386	1945.....	91
1944.....	8,887	Crop-share tenants and croppers.....number 1950...	34
Woodland not pastured.....farms reporting 1949...	32	Livestock-share tenants.....number 1950...	9
1944.....	17	Other and unspecified tenants.....number 1950...	17
acres 1949.....	4,862	1945.....	46
1944.....	2,846	Other tenants.....number 1950...	3
Other pastures (not cropland and not woodland).....farms reporting 1949...	498	Unspecified tenants.....number 1950...	14
1944 ¹	1,081		
acres 1949.....	146,923	SPECIFIED FACILITIES AND EQUIPMENT*	
1944 ²	299,819	Telephone.....farms reporting 1950...	530
Other land (house lots, roads, wasteland, etc.).....farms reporting 1949...	850	1945.....	726
1944.....	1,512	Electricity.....farms reporting 1950...	817
acres 1949.....	33,884	1945.....	1,139
1944.....	51,554	From a power line.....farms reporting 1950...	792
Irrigated land in farms.....farms reporting 1949...	704	Average of last monthly electric bill.....dollars 1950...	8.20
1944.....	1,098	Electric water pump.....farms reporting 1950...	505
acres 1949.....	36,905	Electric hot-water heater.....farms reporting 1950...	473
1944.....	71,038	Home freezer.....farms reporting 1950...	131
Land irrigated by sprinklers.....farms reporting 1949...	2	Electric washing machine.....farms reporting 1950...	760
acres 1949.....	18	Electric chick brooder.....farms reporting 1950...	161
		Electric power feed grinder.....farms reporting 1950...	41
FARM OPERATORS		Milking machine.....farms reporting 1950...	216
Residing on farm operated.....operators reporting 1950...	798	Grain combines.....farms reporting 1950...	236
1945.....	1,419	number 1950...	256
Not residing on farm operated.....operators reporting 1950...	121	Corn pickers.....farms reporting 1950...	5
1945.....	125	number 1950...	5
With other income of family exceeding value of agricultural products sold.....operators reporting 1949...	286	Pick-up hay balers.....farms reporting 1950...	22
Working off their farm, total.....operators reporting 1949...	489	number 1950...	22
1944.....	517	Upright silos.....farms reporting 1950...	
100 days or more.....operators reporting 1949...	324	number 1950...	
1944.....	358	Pit or trench silos.....farms reporting 1950...	10
		number 1950...	10

¹Data for 1944 not strictly comparable with those for 1949.

**Caribon County annexed 366,080 acres and Franklin County annexed 80,640 acres in 1948.

Item	County total	Item	County total
SHEEP AND WOOL		SPECIFIED CROPS HARVESTED	
Sheep and lambs.....farms reporting 1950...	91	Corn:	
1945.....	202	Corn for all purposes.....farms reporting 1949...	7
number 1950...	19,481	1944.....	20
1945.....	67,621	acres 1949...	52
1944.....		1944.....	114
Sheep and lambs born before Oct. 1, 1949...farms reporting 1950...	83	Harvested for grain.....farms reporting 1949...	2
number 1950...	12,546	1944.....	4
Ewes.....farms reporting 1950...	80	acres 1949...	3
1945 ¹	172	1944.....	19
number 1950...	12,229	bushels 1949...	90
1945 ¹	63,308	1944.....	530
Yearling ewes.....farms reporting 1950...	48	Cut for silage.....farms reporting 1949...	3
number 1950...	1,756	acres 1949...	28
Older ewes.....farms reporting 1950...	68	tons..green weight 1949...	276
number 1950...	10,473	Hogged or grazed, or cut for green or dry fodder.....farms reporting 1949...	2
Rams and wethers.....farms reporting 1950...	43	acres 1949...	21
number 1950...	317		
Lambs born since Oct. 1, 1949.....farms reporting 1950...	64	Small grains:	
number 1950...	6,935	Grains grown together and threshed	
Sheep and lambs shorn.....farms reporting 1949...	62	as a mixture.....farms reporting 1949...	25
1944.....	161	acres 1949...	421
number shorn 1949...	12,290	bushels 1949...	13,962
Wool shorn.....pounds 1949...	109,348	Winter wheat threshed or combined.....farms reporting 1949...	340
1944.....	542,372	1944.....	563
Average date of enumeration.....1950...	Apr. 1-Apr. 14	acres 1949...	46,891
		1944.....	57,906
		bushels 1949...	1,092,114
		1944.....	1,559,875
		Spring wheat threshed or combined.....farms reporting 1949...	422
		acres 1949...	652
		1944.....	14,622
		bushels 1949...	25,550
		1944.....	360,134
		624,749	
		Oats threshed or combined.....farms reporting 1949...	167
		1944.....	367
		acres 1949...	2,833
		1944.....	4,512
		bushels 1949...	112,713
		1944.....	221,293
		Oats cut for feeding unthreshed.....farms reporting 1949...	30
		1944.....	149
		acres 1949...	271
		1944.....	
		Barley threshed or combined.....farms reporting 1949...	318
		1944.....	781
		acres 1949...	6,688
		1944.....	24,535
		bushels 1949...	201,540
		1944.....	943,922
		Annual legumes:	
		Dry field and seed beans harvested	
		for beans.....farms reporting 1949...	1
		1944 ²	3
		acres 1949...	20
		1944 ²	34
		100-lb. bags 1949...	200
		1944 ²	297
		Dry field and seed peas, other than Austrian	
		winter peas, harvested for peas.....farms reporting 1949...	8
		1944.....	8
		acres 1949...	113
		1944.....	
		100-lb. bags 1949...	1,579
		1944.....	
		Hay crops:	
		Land from which hay was cut.....farms reporting 1949...	661
		acres 1949...	20,293
		Alfalfa cut for hay (or for dehydrating).....farms reporting 1949...	636
		1944.....	1,162
		acres 1949...	14,446
		1944.....	37,545
		tons 1949...	36,902
		1944.....	88,272
		Clover or timothy cut for hay.....farms reporting 1949...	31
		1944.....	49
		acres 1949...	1,045
		1944.....	1,231
		tons 1949...	2,039
		1944.....	2,224
		Oats, wheat, barley, rye, or other small grain cut for hay.....farms reporting 1949...	61
		1944.....	100
		acres 1949...	669
		1944.....	1,197
		tons 1949...	1,019
		1944.....	1,752
		Wild hay out.....farms reporting 1949...	67
		1944.....	107
		acres 1949...	3,831
		1944.....	8,893
		tons 1949...	6,225
		1944.....	12,188

¹Ewes and ewe lambs kept for breeding.
²Does not include soybeans.

1950 CENSUS OF AGRICULTURE

FARMS, FARM CHARACTERISTICS, FARM PRODUCTS

For release February 19, 1951

BEAR LAKE, IDAHO

(82-004) Series AC50-1

This release presents figures from the 1950 Census of Agriculture, together with available comparative data from the 1945 Census of Agriculture. The figures from the 1950 Census are preliminary and are subject to revision. A similar report will be released for every county in the United States. A preliminary report, carrying State totals only, will be issued following the publication of figures for all of the counties in the State. After that, final figures for this county and for other counties in the State will be published in a State Report.

Generally, the data for both 1950 and 1945 are based upon the tabulation of reports for all farms in the county. However, the 1950 data for items followed by a star (*) represent estimates for all farms made on the basis of reports from a sample of approximately 20 percent of the farms.

Inventory items are for April 1, 1950 and January 1, 1945; and production items are for the calendar years 1949 and 1944.

Item	County total	Item	County total
FARMS, ACREAGE, AND VALUE		FARMS BY SIZE	
Farms.....number 1950...	712	Under 10 acres.....number 1950...	49
.....1945...	7301945...	52
Approximate land area.....acres 1950...	632,320	Under 3 acres.....number 1950...	2
.....1945...	46.61945...	5
Proportion in farms.....percent 1950...	239,442	3 to 9 acres.....number 1950...	47
Land owned by farm operators.....acres 1950...	48,9841945...	47
Land rented from others by farm operators.....acres 1950...	13,008	10 to 29 acres.....number 1950...	61
.....1945...	6,8591945...	54
Land managed by farm operators.....acres 1950...	294,575	30 to 49 acres.....number 1950...	50
Land rented to others by farm operators.....acres 1950...	336,5211945...	49
Land in farms.....acres 1950...	413.7	50 to 69 acres.....number 1950...	30
.....1945...	461.01945...	39
Average size of farm.....acres 1950...	20,185	70 to 99 acres.....number 1950...	49
.....1945...	9,8991945...	35
Value of land and buildings.....average per farm, dollars 1950*	39.41	100 to 139 acres.....number 1950...	65
.....1945...	21.471945...	83
.....average per acre, dollars 1950*	1950...	69
.....1945...		140 to 179 acres.....number 1950...	60
Land in farms according to use:	1945...	43
Cropland harvested.....farms reporting 1949...	680	180 to 219 acres.....number 1950...	43
1944...	6991945...	31
acres 1949...	87,685	220 to 259 acres.....number 1950...	35
1944...	90,8331945...	121
1 to 9 acres.....farms reporting 1949...	61	260 to 499 acres.....number 1950...	124
1944...	591945...	67
10 to 19 acres.....farms reporting 1949...	42	500 to 999 acres.....number 1950...	77
1944...	411945...	77
20 to 29 acres.....farms reporting 1949...	41	1,000 acres and over.....number 1950...	79
1944...	421945...	
30 to 49 acres.....farms reporting 1949...	91		
1944...	95		
50 to 99 acres.....farms reporting 1949...	185		
1944...	190		
100 to 199 acres.....farms reporting 1949...	141		
1944...	153		
200 acres and over.....farms reporting 1949...	119		
1944...	119		
Cropland used only for pasture.....farms reporting 1949...	6,181		
1944...	104		
acres 1949...	13,438		
1944...	5,918		
Cropland not harvested and not pastured.....farms reporting 1949...	289		
1944...	15,887		
acres 1949...	17,061		
1944...	260		
Cultivated summer fallow.....farms reporting 1949...	12,719		
1944...	184		
acres 1949...	68		
1944...	8		
1 to 49 acres.....farms reporting 1949...	67		
50 to 199 acres.....farms reporting 1949...	3,168		
200 acres and over.....farms reporting 1949...	87		
Other.....farms reporting 1949...	4		
1944...	13,187		
acres 1949...	354		
1944...	5		
Woodland pastured.....farms reporting 1949...	6		
1944...	6		
acres 1949...	670		
1944...	368		
Woodland not pastured.....farms reporting 1949...	545		
1944...	660		
acres 1949...	151,135		
1944...	214,772		
Other pasture (not cropland and not woodland).....farms reporting 1949...	654		
1944...	673		
acres 1949...	12,573		
1944...	9,215		
Other land (house lots, roads, wasteland, etc.).....farms reporting 1949...	594		
1944...	643		
acres 1949...	48,315		
1944...	68,731		
Irrigated land in farms.....farms reporting 1949...	2		
1944...	13		
acres 1949...			
1944...			
FARM OPERATORS		FARMS BY COLOR AND TENURE OF OPERATOR	
Residing on farm operated.....operators reporting 1950...	587	Farms by color of operator:	
.....1945...	614	White operators.....number 1950...	712
Not residing on farm operated.....operators reporting 1950...	1191945...	730
.....1945...	114	Nonwhite operators.....number 1950...	
With other income of family exceeding value of agricultural products sold.....operators reporting 1949...	1631945...	
Working off their farm, total.....operators reporting 1949...	342	Farms by tenure of operator:	
.....1944...	283	Full owners.....number 1950...	501
100 days or more.....operators reporting 1949...	1851945...	524
.....1944...	138	Part owners.....number 1950...	170
	1945...	179
		Managers.....number 1950...	5
	1945...	3
		All tenants.....number 1950...	36
	1945...	24
		Proportion of tenancy.....percent 1950...	5.1
	1945...	3.3
		Cash tenants.....number 1950...	3
	1945...	8
		Share-cash tenants.....number 1950...	2
	1945...	
		Share tenants and croppers.....number 1950...	21
	1945...	10
		Crop-share tenants and croppers.....number 1950...	8
		Livestock-share tenants.....number 1950...	13
		Other and unspecified tenants.....number 1950...	10
	1945...	6
		Other tenants.....number 1950...	2
		Unspecified tenants.....number 1950...	8
		SPECIFIED FACILITIES AND EQUIPMENT*	
		Telephone.....farms reporting 1950...	374
	1945...	261
		Electricity.....farms reporting 1950...	688
	1945...	532
		From a power line.....farms reporting 1950...	683
		Average of last monthly electric bill.....dollars 1950...	5.23
		Electric water pump.....farms reporting 1950...	248
		Electric hot-water heater.....farms reporting 1950...	198
		Home freezer.....farms reporting 1950...	145
		Electric washing machine.....farms reporting 1950...	662
		Electric chick brooder.....farms reporting 1950...	59
		Electric power feed grinder.....farms reporting 1950...	7
		Milking machine.....farms reporting 1950...	183
		Grain combines.....farms reporting 1950...	193
		number 1950...	211
		Corn pickers.....farms reporting 1950...	
		number 1950...	
		Pick-up hay balers.....farms reporting 1950...	5
		number 1950...	5
		Upright silos.....farms reporting 1950...	
		number 1950...	
		Pit or trench silos.....farms reporting 1950...	
		number 1950...	

*Data for 1944 not strictly comparable with those for 1949.

Item	County total	Item	County total
SPECIFIED FACILITIES AND EQUIPMENT¹-Continued		FARMS BY TYPE OF FARM-Continued	
Motortrucks.....farms reporting 1950...	345	Livestock farms other than dairy and poultry.....number 1950...	178
.....farms reporting 1945...	167	General farms.....number 1950...	70
.....number 1950...	413number 1945...	183
.....number 1945...	183	Primarily crop.....number 1950...	37
Tractors.....farms reporting 1950...	445	Primarily livestock.....number 1950...	19
.....farms reporting 1945...	179	Crop and livestock.....number 1950...	14
.....number 1950...	586	Miscellaneous and unclassified farms.....number 1950...	131
.....number 1945...	200		
Wheel tractors other than garden.....farms reporting 1950...	424	FARMS BY ECONOMIC CLASS	
.....farms reporting 1945...	513	Commercial farms.....number 1950...	581
.....number 1950...	5	Class I (Value of products sold, \$25,000 or more).....number 1950...	16
Garden tractors.....farms reporting 1950...	5	Class II (Value of products sold, \$10,000-\$24,999).....number 1950...	65
.....farms reporting 1945...	60	Class III (Value of products sold, \$5,000-\$9,999).....number 1950...	125
.....number 1950...	68	Class IV (Value of products sold, \$2,500-\$4,999).....number 1950...	180
Crawler tractors.....farms reporting 1950...	548	Class V (Value of products sold, \$1,200-\$2,499) ¹number 1950...	130
.....farms reporting 1945...	545	Class VI (Value of products sold, \$250-\$1,199) ¹number 1950...	65
.....number 1950...	646	Other farms.....number 1950...	131
.....number 1945...	576	Part-time ²number 1950...	76
Farms by class of work power:		Residential (Less than \$250 value of products sold).....number 1950...	49
No tractor, horses, or mules.....farms reporting 1950...	76	Abnormal ³number 1950...	6
No tractor and only 1 horse or mule.....farms reporting 1950...	5	VALUE OF PRODUCTS SOLD, BY SOURCE	
No tractor and 2 or more horses and/or mules.....farms reporting 1950...	209	All farm products sold.....dollars 1949...	3,254,533
Tractor and horses and/or mules.....farms reporting 1950...	359dollars 1944...	2,187,255
Tractor and no horses or mules.....farms reporting 1950...	63	All crops sold.....dollars 1949...	877,532
TRADING CENTER AND ROAD⁴	dollars 1944...	403,769
Distance to trading center visited most frequently:		Field crops, other than vegetables and fruits and nuts sold.....dollars 1949...	846,160
Under 1 mile.....farms reporting 1950...	62dollars 1944...	392,115
1 to 4 miles.....farms reporting 1950...	106	Vegetables sold.....dollars 1949...	130
5 to 9 miles.....farms reporting 1950...	187dollars 1944...	528
10 miles and over.....farms reporting 1950...	380	Fruits and nuts sold.....dollars 1949...	31,242
Average distance reported.....miles 1950...	11dollars 1944...	10,253
Distance over dirt or unimproved roads:		Horticultural specialties sold.....dollars 1949...
0.0 to 0.2 miles.....farms reporting 1950...	407dollars 1944...	871
0.3 to 0.9 miles.....farms reporting 1950...	40	All livestock and livestock products sold.....dollars 1949...	2,377,001
1.0 to 4.9 miles.....farms reporting 1950...	115dollars 1944...	1,780,772
5.0 miles and over.....farms reporting 1950...	42	Dairy products sold.....dollars 1949...	589,653
Average distance reported.....miles 1950...	0.9dollars 1944...	521,504
Kind of road on which farm is located:		Poultry and poultry products sold.....dollars 1949...	100,760
Hard surface.....farms reporting 1950...	332dollars 1944...	148,355
Gravel, shell, or shale.....farms reporting 1950...	215	Livestock and livestock products, other than dairy and poultry, sold.....dollars 1949...	1,686,588
Dirt or unimproved.....farms reporting 1950...	151dollars 1944...	1,110,913
FARM LABOR⁵	dollars 1944...	2,714
Week preceding enumeration:		HORSES AND MULES	
Family and/or hired workers.....farms reporting 1950...	648	Horses and/or mules.....farms reporting 1950...	577
.....persons 1950...	1,166	Horses and colts, including ponies.....farms reporting 1950...	576
Family workers, including operator.....farms reporting 1950...	642number 1945...	635
Operators.....persons 1950...	622number 1950...	2,939
Unpaid members of operator's family.....farms reporting 1950...	205number 1945...	4,201
.....persons 1950...	333	Mules and mule colts.....farms reporting 1950...	5
Hired workers.....farms reporting 1950...	115number 1945...	2
.....persons 1950...	211number 1950...	10
SPECIFIED FARM EXPENDITURES⁶	number 1945...	17
Specified farm expenditures.....farms reporting 1949...	678	CATTLE AND DAIRY PRODUCTS	
Machine hire and/or hired labor.....farms reporting 1949...	595	Cattle and calves.....farms reporting 1950...	635
Machine hire.....farms reporting 1949...	471number 1945...	667
.....dollars 1949...	91,115number 1950...	28,816
Hired labor.....farms reporting 1949...	505number 1945...	30,751
.....dollars 1949...	471,129	Cows, including heifers that have calved.....farms reporting 1950...	633
Feed for livestock and poultry.....farms reporting 1949...	534number 1945...	647
.....dollars 1949...	313,776number 1950...	12,078
Livestock and poultry purchased.....farms reporting 1949...	421number 1945...	15,094
.....dollars 1949...	269,040	Milk cows.....farms reporting 1950...	608
Seeds, bulbs, plants, and trees purchased.....farms reporting 1949...	374number 1950...	4,654
.....dollars 1949...	43,184	Heifers born before Jan. 1.....farms reporting 1950...	536
Gasoline and other petroleum fuel and oil.....farms reporting 1949...	505number 1950...	6,371
.....dollars 1949...	208,606	Steers and bulls born before Jan. 1.....farms reporting 1950...	486
Tractor repairs.....farms reporting 1949...	354number 1950...	7,145
.....dollars 1949...	64,177	Calves born since Jan. 1.....farms reporting 1950...	482
Other farm machinery repairs.....farms reporting 1949...	474number 1950...	3,222
.....dollars 1949...	97,186number 1949...	532
FARMS BY TOTAL VALUE OF PRODUCTS SOLD	dollars 1944...	503
No sales.....number 1950...	11	gallons 1949...	2,278,103
\$1 to \$249.....number 1950...	44dollars 1944...	2,454,086
\$250 to \$399.....number 1950...	38dollars 1949...	578,284
\$400 to \$599.....number 1950...	28dollars 1944...	99
\$600 to \$999.....number 1950...	48	Cream sold.....farms reporting 1949...	88
\$1,000 to \$1,499.....number 1950...	33farms reporting 1944...	99
\$1,500 to \$2,499.....number 1950...	124	pounds of butterfat 1949...	18,331
\$2,500 to \$3,999.....number 1950...	134dollars 1944...	119,044
\$4,000 to \$5,999.....number 1950...	83dollars 1949...	11,114
\$6,000 to \$9,999.....number 1950...	88	Butter, buttermilk, skim milk, and cheese sold.....farms reporting 1949...	2
\$10,000 and over.....number 1950...	81dollars 1949...	255
FARMS BY TYPE OF FARM		HOGS	
Field-crop farms other than vegetable and fruit-and-nut.....number 1950...	119	Hogs and pigs.....farms reporting 1950...	230
Cash-grain.....number 1950...	119number 1945...	414
Cotton.....number 1950...number 1950...	1,007
Other field-crop.....number 1950...number 1945...	2,196
Vegetable farms.....number 1950...	4 months old and over.....farms reporting 1950...	227
Fruit-and-nut farms.....number 1950...	5number 1950...	744
Dairy farms.....number 1950...	208	Less than 4 months old.....farms reporting 1950...	26
Poultry farms.....number 1950...	1number 1950...	263
	number 1945...	124
	number 1950...	295
	number 1945...	210
	number 1950...	505
	number 1945...	505

¹Part-time farms include those with value of products sold of \$250-\$1,199 and operator either reporting 100 days or more of off-farm work or reporting other income exceeding value of agricultural products sold.

²Public and private institutional farms, community projects, etc.

³Cows and heifers 2 years old and over.

1950 CENSUS OF AGRICULTURE

FARMS, FARM CHARACTERISTICS, FARM PRODUCTS

For release February 20, 1951

BENEWAH, IDAHO

(82-005) Series AC50-1

This release presents figures from the 1950 Census of Agriculture, together with available comparative data from the 1945 Census of Agriculture. The figures from the 1950 Census are preliminary and are subject to revision. A similar report will be released for every county in the United States. A preliminary report, carrying State totals only, will be issued following the publication of figures for all of the counties in the State. After that, final figures for this county and for other counties in the State will be published in a State Report.

Generally, the data for both 1950 and 1945 are based upon the tabulation of reports for all farms in the county. However, the 1950 data for items followed by a star (*) represent estimates for all farms made on the basis of reports from a sample of approximately 20 percent of the farms.

Inventory items are for April 1, 1950 and January 1, 1945; and production items are for the calendar years 1949 and 1944.

Item	County total	Item	County total
FARMS, ACREAGE, AND VALUE		FARMS BY SIZE	
Farms.....number 1950...	484	Under 10 acres.....number 1950...	25
	1945.....		1945.....
Approximate land area.....acres 1950...	506,240	Under 3 acres.....number 1950...	33
	1945.....		1945.....
Proportion in farms.....percent 1950...	36.0	3 to 9 acres.....number 1950...	1
	1945.....		1945.....
Land owned by farm operators.....acres 1950...	129,426	10 to 29 acres.....number 1950...	2
	1945.....		1945.....
Land rented from others by farm operators.....acres 1950...	57,584	30 to 49 acres.....number 1950...	24
	1945.....		1945.....
Land managed by farm operators.....acres 1950...	1,492	50 to 69 acres.....number 1950...	31
	1945.....		1945.....
Land rented to others by farm operators.....acres 1950...	6,384	70 to 99 acres.....number 1950...	20
	1945.....		1945.....
Land in farms.....acres 1950...	182,118	100 to 139 acres.....number 1950...	40
	1945.....		1945.....
Average size of farm.....acres 1950...	376.3	140 to 179 acres.....number 1950...	29
	1945.....		1945.....
Value of land and buildings.....average per farm, dollars 1950*	24,748	180 to 219 acres.....number 1950...	34
	1945.....		1945.....
average per acre, dollars 1950*	11,343	220 to 259 acres.....number 1950...	19
	1945.....		1945.....
	36.87	260 to 499 acres.....number 1950...	12
			1945.....
Land in farms according to use:		500 to 999 acres.....number 1950...	31
Cropland harvested.....farms reporting 1949...	420		1945.....
	1944.....	1,000 acres and over.....number 1950...	26
	acres 1949.....		1945.....
	1944.....		1945.....
1 to 9 acres.....farms reporting 1949...	48,857		66
	1944.....		84
	acres 1949.....		1945.....
	1944.....		22
10 to 19 acres.....farms reporting 1949...	83		22
	1944.....		1945.....
	acres 1949.....		32
	1944.....		1945.....
20 to 29 acres.....farms reporting 1949...	128		43
	1944.....		97
	acres 1949.....		1945.....
	1944.....		98
30 to 49 acres.....farms reporting 1949...	86		73
	1944.....		1945.....
	acres 1949.....		56
	1944.....		39
50 to 99 acres.....farms reporting 1949...	24		1945.....
	1944.....		33
	acres 1949.....		
	1944.....		
100 to 199 acres.....farms reporting 1949...	57		
	1944.....		
	acres 1949.....		
	1944.....		
200 acres and over.....farms reporting 1949...	64		
	1944.....		
	acres 1949.....		
	1944.....		
Cropland used only for pasture.....farms reporting 1949...	53		
	1944.....		
	acres 1949.....		
	1944.....		
Cropland not harvested and not pastured.....farms reporting 1949...	72		
	1944.....		
	acres 1949.....		
	1944.....		
Cultivated summer fallow.....farms reporting 1949...	44		
	1944.....		
	acres 1949.....		
	1944.....		
1 to 49 acres.....farms reporting 1949...	46		
	1944.....		
	acres 1949.....		
	1944.....		
50 to 199 acres.....farms reporting 1949...	61		
	1944.....		
	acres 1949.....		
	1944.....		
200 acres and over.....farms reporting 1949...	62		
	1944.....		
	acres 1949.....		
	1944.....		
Other.....farms reporting 1949...	139		
	1944.....		
	acres 1949.....		
	1944.....		
Woodland pastured.....farms reporting 1949...	111		
	1944.....		
	acres 1949.....		
	1944.....		
Woodland not pastured.....farms reporting 1949...	4,122		
	1944.....		
	acres 1949.....		
	1944.....		
Other pasture (not cropland and not woodland).....farms reporting 1949...	1,373		
	1944.....		
	acres 1949.....		
	1944.....		
Other land (house lots, roads, wasteland, etc.).....farms reporting 1949...	165		
	1944.....		
	acres 1949.....		
	1944.....		
Irrigated land in farms.....farms reporting 1949...	8,674		
	1944.....		
	acres 1949.....		
	1944.....		
Land irrigated by sprinklers.....farms reporting 1949...	4,364		
	1944.....		
	acres 1949.....		
	1944.....		
	2		
	1944.....		
	acres 1949.....		
	1944.....		
	23		
	1944.....		
	acres 1949.....		
	1944.....		
	4		
	1944.....		
	acres 1949.....		
	1944.....		
	72		
	1944.....		
	acres 1949.....		
	1944.....		
	161		
	1944.....		
	acres 1949.....		
	1944.....		
	6,711		
	1944.....		
	acres 1949.....		
	1944.....		
	8,810		
	1944.....		
	acres 1949.....		
	1944.....		
	469		
	1944.....		
	acres 1949.....		
	1944.....		
	514		
	1944.....		
	acres 1949.....		
	1944.....		
	5,688		
	1944.....		
	acres 1949.....		
	1944.....		
	3,999		
	1944.....		
	acres 1949.....		
	1944.....		
	2		
	1944.....		
	acres 1949.....		
	1944.....		
	1		
	1944.....		
	acres 1949.....		
	1944.....		
	23		
	1944.....		
	acres 1949.....		
	1944.....		
	4		
	1944.....		
	acres 1949.....		
	1944.....		
	72		
	1944.....		
	acres 1949.....		
	1944.....		
	161		
	1944.....		
	acres 1949.....		
	1944.....		
	6,711		
	1944.....		
	acres 1949.....		
	1944.....		
	8,810		
	1944.....		
	acres 1949.....		
	1944.....		
	469		
	1944.....		
	acres 1949.....		
	1944.....		
	514		
	1944.....		
	acres 1949.....		
	1944.....		
	5,688		
	1944.....		
	acres 1949.....		
	1944.....		
	3,999		
	1944.....		
	acres 1949.....		
	1944.....		
	2		
	1944.....		
	acres 1949.....		
	1944.....		
	1		
	1944.....		
	acres 1949.....		
	1944.....		
	23		
	1944.....		
	acres 1949.....		
	1944.....		
	4		
	1944.....		
	acres 1949.....		
	1944.....		
	72		
	1944.....		
	acres 1949.....		
	1944.....		
	161		
	1944.....		
	acres 1949.....		
	1944.....		
	6,711		
	1944.....		
	acres 1949.....		
	1944.....		
	8,810		
	1944.....		
	acres 1949.....		
	1944.....		
	469		
	1944.....		
	acres 1949.....		
	1944.....		
	514		
	1944.....		
	acres 1949.....		
	1944.....		
	5,688		
	1944.....		
	acres 1949.....		
	1944.....		
	3,999		
	1944.....		
	acres 1949.....		
	1944.....		
	2		
	1944.....		
	acres 1949.....		
	1944.....		
	1		
	1944.....		
	acres 1949.....		
	1944.....		
	23		
	1944.....		
	acres 1949.....		
	1944.....		
	4		
	1944.....		
	acres 1949.....		
	1944.....		
	72		
	1944.....		
	acres 1949.....		
	1944.....		
	161		
	1944.....		
	acres 1949.....		
	1944.....		
	6,711		
	1944.....		
	acres 1949.....		
	1944.....		
	8,810		
	1944.....		
	acres 1949.....		
	1944.....		
	469		
	1944.....		
	acres 1949.....		
	1944.....		
	514		
	1944.....		
	acres 1949.....		
	1944.....		
	5,688		
	1944.....		
	acres 1949.....		
	1944.....		
	3,999		
	1944.....		
	acres 1949.....		
	1944.....		
	2		
	1944.....		
	acres 1949.....		
	1944.....		
	1		
	1944.....		
	acres 1949.....		
	1944.....		
	23		
	1944.....		
	acres 1949.....		
	1944.....		
	4		
	1944.....		
	acres 1949.....		
	1944.....		
	72		
	1944.....		
	acres 1949.....		
	1944.....		
	161		
	1944.....		
	acres 1949.....		

Item	County total	Item	County total
SPECIFIED FACILITIES AND EQUIPMENT^a—Continued		FARMS BY TYPE OF FARM—Continued	
Motortrucks.....farms reporting 1950...	310	Livestock farms other than dairy and poultry.....number 1950...	1
.....farms reporting 1945.....	270	General farms.....number 1950.....	3
.....number 1950.....	442number 1950.....	1
.....number 1945.....	316number 1950.....	1
Tractors.....farms reporting 1950.....	300	Miscellaneous and unclassified farms.....number 1950.....	20
.....farms reporting 1945.....	190		
.....number 1950.....	411	FARMS BY ECONOMIC CLASS	
.....number 1945.....	250	Commercial farms.....number 1950.....	28
Wheel tractors other than garden.....farms reporting 1950.....	184	Class I (Value of products sold, \$25,000 or more).....number 1950.....	1
.....farms reporting 1945.....	198	Class II (Value of products sold, \$10,000-\$24,999).....number 1950.....	2
.....number 1950.....	20	Class III (Value of products sold, \$5,000-\$9,999).....number 1950.....	5
Garden tractors.....farms reporting 1950.....	20	Class IV (Value of products sold, \$2,500-\$4,999).....number 1950.....	54
.....farms reporting 1945.....	165	Class V (Value of products sold, \$1,200-\$2,499).....number 1950.....	54
.....number 1950.....	196	Class VI (Value of products sold, \$250-\$1,199) ¹number 1950.....	51
Crawler tractors.....farms reporting 1950.....	280	Other farms.....number 1950.....	204
.....farms reporting 1945.....	287	Part-time ²number 1950.....	87
.....number 1950.....	335	Residential (Less than \$250 value of products sold).....number 1950.....	117
.....number 1945.....	318	Abnormal ³number 1950.....	
Farms by class of work power:		VALUE OF PRODUCTS SOLD, BY SOURCE	
No tractor, horses, or mules.....farms reporting 1950.....	84	All farm products sold.....dollars 1949.....	1,539,524
No tractor and only 1 horse or mule.....farms reporting 1950.....	20dollars 1944.....	1,774,631
No tractor and 2 or more horses and/or mules.....farms reporting 1950.....	76	All crops sold.....dollars 1949.....	843,427
Tractor and horses and/or mules.....farms reporting 1950.....	167dollars 1944.....	1,202,338
Tractor and no horses or mules.....farms reporting 1950.....	135	Field crops, other than vegetables and fruits and nuts sold.....dollars 1949.....	941,440
TRADING CENTER AND ROAD⁴	dollars 1944.....	1,188,701
Distance to trading center visited most frequently:		Vegetables sold.....dollars 1949.....	400
Under 1 mile.....farms reporting 1950.....	45dollars 1944.....	2,865
1 to 4 miles.....farms reporting 1950.....	125	Fruits and nuts sold.....dollars 1949.....	1,587
5 to 9 miles.....farms reporting 1950.....	125dollars 1944.....	7,237
10 miles and over.....farms reporting 1950.....	160	Horticultural specialties sold.....dollars 1949.....	
Average distance reported.....miles 1950.....	8dollars 1944.....	3,475
Distance over dirt or unimproved roads:		All livestock and livestock products sold.....dollars 1949.....	495,919
0.0 to 0.2 miles.....farms reporting 1950.....	116dollars 1944.....	523,256
0.3 to 0.9 miles.....farms reporting 1950.....	40	Dairy products sold.....dollars 1949.....	111,097
1.0 to 4.9 miles.....farms reporting 1950.....	121dollars 1944.....	135,116
5.0 miles and over.....farms reporting 1950.....	147	Poultry and poultry products sold.....dollars 1949.....	59,313
Average distance reported.....miles 1950.....	3.5dollars 1944.....	63,738
Kind of road on which farm is located:		Livestock and livestock products, other than dairy and poultry, sold.....dollars 1949.....	326,509
Hard surface.....farms reporting 1950.....	95dollars 1944.....	324,402
Gravel, shell, or shale.....farms reporting 1950.....	89	Forest products sold.....dollars 1949.....	99,178
Dirt or unimproved.....farms reporting 1950.....	276dollars 1944.....	49,037
FARM LABOR⁵		HORSES AND MULES	
Week preceding enumeration:		Horses and/or mules.....farms reporting 1950.....	262
Family and/or hired workers.....farms reporting 1950.....	400	Horses and colts, including ponies.....farms reporting 1950.....	259
.....persons 1950.....	691number 1950.....	363
Family workers, including operator.....farms reporting 1950.....	395number 1945.....	658
Operators.....persons 1950.....	375	Mules and mule colts.....farms reporting 1950.....	8
Unpaid members of operator's family.....farms reporting 1950.....	151number 1945.....	4
.....persons 1950.....	221number 1950.....	20
Hired workers.....farms reporting 1950.....	54number 1945.....	11
.....persons 1950.....	95	CATTLE AND DAIRY PRODUCTS	
SPECIFIED FARM EXPENDITURES⁶		Cattle and calves.....farms reporting 1950.....	375
Specified farm expenditures.....farms reporting 1949.....	435number 1945.....	447
Machine hire and/or hired labor.....farms reporting 1949.....	275number 1950.....	6,042
Machine hire.....farms reporting 1949.....	190number 1945.....	7,475
.....dollars 1949.....	58,243	Cows, including heifers that have calved.....farms reporting 1950.....	367
Hired labor.....farms reporting 1949.....	200number 1945.....	414
.....dollars 1949.....	173,870number 1950.....	2,756
Feed for livestock and poultry.....farms reporting 1949.....	333number 1945.....	3,748
.....dollars 1949.....	132,804	Milk cows.....farms reporting 1950.....	327
Livestock and poultry purchased.....farms reporting 1949.....	209number 1950.....	1,231
.....dollars 1949.....	25,373	Heifers born before Jan. 1.....farms reporting 1950.....	256
Seeds, bulbs, plants, and trees purchased.....farms reporting 1949.....	279number 1950.....	1,226
.....dollars 1949.....	62,563	Steers and bulls born before Jan. 1.....farms reporting 1950.....	222
Gasoline and other petroleum fuel and oil.....farms reporting 1949.....	340number 1950.....	872
.....dollars 1949.....	135,366	Calves born since Jan. 1.....farms reporting 1950.....	256
Tractor repairs.....farms reporting 1949.....	210number 1950.....	1,188
.....dollars 1949.....	71,443	Whole milk sold.....farms reporting 1949.....	29
Other farm machinery repairs.....farms reporting 1949.....	260gallons 1949.....	41
.....dollars 1949.....	66,255dollars 1944.....	143,794
FARMS BY TOTAL VALUE OF PRODUCTS SOLD		Cream sold.....farms reporting 1949.....	179
No sales.....number 1950.....	45pounds of butterfat 1949.....	320
\$1 to \$249.....number 1950.....	72dollars 1944.....	100,668
\$250 to \$399.....number 1950.....	18dollars 1949.....	161,650
\$400 to \$599.....number 1950.....	45	Butter, buttermilk, skim milk, and cheese sold.....farms reporting 1949.....	59,697
\$600 to \$999.....number 1950.....	63dollars 1949.....	137
\$1,000 to \$1,499.....number 1950.....	41	HOGS	
\$1,500 to \$2,499.....number 1950.....	31	Hogs and pigs.....farms reporting 1950.....	131
\$2,500 to \$3,999.....number 1950.....	22number 1945.....	195
\$4,000 to \$5,999.....number 1950.....	45number 1950.....	1,176
\$6,000 to \$9,999.....number 1950.....	44number 1945.....	1,692
\$10,000 and over.....number 1950.....	58	4 months old and over.....farms reporting 1950.....	116
FARMS BY TYPE OF FARM	number 1950.....	687
Field-crop farms other than vegetable and fruit-and-nut.....number 1950.....	133	Less than 4 months old.....farms reporting 1950.....	50
Cash-grain.....number 1950.....	133number 1950.....	489
Cotton.....number 1950.....		Sows and gilts for spring farrowing.....farms reporting 1950.....	64
Other field-crop.....number 1950.....	number 1945.....	110
Vegetable farms.....number 1950.....	6number 1950.....	161
Fruit-and-nut farms.....number 1950.....	number 1945.....	245
Dairy farms.....number 1950.....	29		
Poultry farms.....number 1950.....			

¹Part-time farms include those with value of products sold of \$250-\$1,199 and operator either reporting 100 days or more of off-farm work or reporting other income exceeding value of agricultural products sold.
²Public and private institutional farms, community projects, etc.
³Cows and heifers 2 years old and over.

Item	County total	Item	County total
SHEEP AND WOOL		SPECIFIED CROPS HARVESTED	
Sheep and lambs.....farms reporting 1950...	10	Corn:	
.....1945.....	18	Corn for all purposes.....farms reporting 1949...	1
.....number 1950.....	1881944.....	4
.....1945.....	358acres 1949.....	1
.....number 1950.....	101944.....	10
Sheep and lambs born before Oct. 1, 1949..farms reporting 1950...	112	Harvested for grain.....farms reporting 1949...	1
.....1945.....	91944.....	4
Ewes.....farms reporting 1950.....	9acres 1949.....	1
.....number 1950.....	1031944.....	10
.....1945.....	238bushels 1949.....	80
.....number 1950.....	71944.....	138
Yearling ewes.....farms reporting 1950...	28	Out for silage.....farms reporting 1949.....	
.....1945.....	7acres 1949.....	
.....number 1950.....	271944.....	
Older ewes.....farms reporting 1950...	79bushels 1949.....	
.....1945.....	9tons..green weight 1949.....	
.....number 1950.....	5	Hogged or grazed, or out for green	
Rams and wethers.....farms reporting 1950...	9	or dry fodder.....farms reporting 1949...	
.....1945.....	9acres 1949.....	
.....number 1950.....	4	Small grains:	
Lambs born since Oct. 1, 1949.....farms reporting 1950...	76	Grains grown together and threshed	
.....1945.....	6	as a mixture.....farms reporting 1949...	5
.....number 1950.....	13acres 1949.....	142
Sheep and lambs shorn.....farms reporting 1949...	85bushels 1949.....	4,450
.....1944.....	738	Winter wheat threshed or combined.....farms reporting 1949...	153
.....number shorn 1949.....	1,9601944.....	105
Wool shorn.....pounds 1949.....	Apr.15-Apr.28acres 1949.....	14,998
Average date of enumeration.....1950.....	1944.....	9,668
	bushels 1949.....	321,543
	1944.....	287,787
	farms reporting 1949.....	59
	1944.....	61
	acres 1949.....	2,553
	1944.....	1,337
	bushels 1949.....	34,015
	1944.....	25,800
		Oats threshed or combined.....farms reporting 1949...	153
	1944.....	151
	acres 1949.....	5,241
	1944.....	4,423
	bushels 1949.....	206,000
	1944.....	171,279
		Oats out for feeding unthreshed.....farms reporting 1949...	26
	1944.....	115
	acres 1949.....	174
	1944.....	820
		Barley threshed or combined.....farms reporting 1949...	107
	1944.....	85
	acres 1949.....	3,036
	1944.....	1,844
	bushels 1949.....	62,449
	1944.....	53,243
		Annual legumes:	
		Dry field and seed beans harvested	
		for beans.....farms reporting 1949...	
	1944.....	
	acres 1949.....	
	1944.....	
	100-lb. bags 1949.....	
	1944.....	
		Dry field and seed peas, other than Austrian	
		winter peas, harvested for peas.....farms reporting 1949...	66
	1944.....	98
	acres 1949.....	8,237
	1944.....	17,639
	100-lb. bags 1949.....	54,245
	1944.....	194,292
		Hay crops:	
		Land from which hay was cut.....farms reporting 1949...	338
	acres 1949.....	8,977
		Alfalfa cut for hay (or for	
		dehydrating).....farms reporting 1949...	129
	1944.....	259
	acres 1949.....	2,093
	1944.....	4,203
	tons 1949.....	3,007
	1944.....	4,721
		Clover or timothy cut for hay.....farms reporting 1949...	200
	1944.....	293
	acres 1949.....	4,768
	1944.....	5,953
	tons 1949.....	6,918
	1944.....	8,987
		Oats, wheat, barley, rye, or other small	
		grain out for hay.....farms reporting 1949...	69
	1944.....	94
	acres 1949.....	898
	1944.....	914
	tons 1949.....	946
	1944.....	1,152
		Wild hay out.....farms reporting 1949...	32
	1944.....	16
	acres 1949.....	516
	1944.....	202
	tons 1949.....	587
	1944.....	272
POULTRY AND POULTRY PRODUCTS			
Chickens, 4 months old and over, on hand...farms reporting 1950...	310		
.....1945.....	450		
.....number 1950.....	15,298		
.....1945.....	21,648		
Chickens sold.....farms reporting 1949...	82		
.....number 1949.....	11,370		
.....dollars 1949.....	13,853		
Chicken eggs sold.....farms reporting 1949...	153		
.....dozens 1949.....	97,142		
.....dollars 1949.....	45,072		
Turkeys, 4 months old and over, on hand....farms reporting 1950...	4		
.....number 1950.....	9		
Turkeys raised.....farms reporting 1949...	3		
.....1944.....	2		
.....number 1949.....	13		
.....1944.....	14		
ANIMALS SOLD ALIVE			
Cattle, hogs, sheep, horses, or mules			
sold alive.....farms reporting 1949...	312		
.....dollars 1949.....	311,924		
Cattle and/or calves sold alive.....farms reporting 1949...	283		
.....1944.....	332		
.....number 1949.....	2,344		
.....1944.....	3,365		
Cattle sold alive, excluding calves....farms reporting 1949...	223		
.....number 1949.....	1,400		
.....dollars 1949.....	189,308		
.....1944.....	184		
Calves sold alive.....farms reporting 1949...	944		
.....number 1949.....	59,893		
.....dollars 1949.....	123		
Hogs and pigs sold alive.....farms reporting 1949...	190		
.....number 1949.....	1,594		
.....1944.....	3,594		
.....dollars 1949.....	59,970		
Sheep and lambs sold alive.....farms reporting 1949...	2		
.....1944.....	7		
.....number 1949.....	40		
.....1944.....	199		
.....dollars 1949.....	758		
Horses and mules sold alive.....farms reporting 1949...	30		
.....number 1949.....	62		
.....dollars 1949.....	1,995		
FARM SLAUGHTER			
Any cattle, hogs, or sheep butchered.....farms reporting 1949...	261		
Cattle and/or calves butchered.....farms reporting 1949...	178		
.....number 1949.....	354		
Cattle butchered, excluding calves....farms reporting 1949...	74		
.....1944.....	154		
.....number 1949.....	116		
.....1944.....	326		
Calves butchered.....farms reporting 1949...	117		
.....1944.....	160		
.....number 1949.....	238		
.....1944.....	386		
Hogs and pigs butchered.....farms reporting 1949...	178		
.....1944.....	303		
.....number 1949.....	353		
.....1944.....	658		
Sheep and lambs butchered.....farms reporting 1949...	2		
.....number 1949.....	3		
Meat, lard, hides, and other products sold			
from animals butchered.....farms reporting 1949...	71		
.....dollars 1949.....	13,135		

¹Ewes and ewe lambs kept for breeding.

²Does not include soybeans.

Item	County total	Item	County total
SPECIFIED CROPS HARVESTED—Continued		SPECIFIED CROPS HARVESTED—Continued	
Hay crops—Continued		Vegetables harvested for sale—Continued	
Other hay cut.....farms reporting 1949...	37	Tomatoes.....farms reporting 1949...	
acres 1949...	702	1944.....	
1944.....	840	acres 1949...	
tons 1949...	958	1944.....	
1944.....	1,173	Watermelons.....farms reporting 1949...	
Field crops (other):		acres 1949...	
Alfalfa seed harvested.....farms reporting 1949...	1	Other vegetables.....farms reporting 1949...	
1944.....		acres 1949...	
acres 1949...	1	Berries and other small fruit harvested for sale:	
1944.....		Strawberries.....farms reporting 1949...	11
pounds 1949...	110	acres 1949...	2
1944.....		quarts 1949...	2,070
Red clover seed harvested.....farms reporting 1949...	1	Raspberries (tame).....farms reporting 1949...	1
1944.....	1	acres 1949...	1
acres 1949...	12	quarts 1949...	810
1944.....	2	Tree fruits, nuts, and grapes:	
pounds 1949...	500	Land in bearing and nonbearing fruit orchards, groves,	
1944.....	180	vineyards, and planted nut trees.....farms reporting 1950...	180
Alsike clover seed harvested.....farms reporting 1949...	2	1945...	110
acres 1949...	10	acres 1950 ² ...	11
pounds 1949...	2,375	1945...	54
Austrian winter peas, including Dixie Wonder,		Apples.....farms reporting 1950...	180
harvested.....farms reporting 1949...		1945...	234
acres 1949...		trees of all ages..number 1950...	1,130
1944.....		1945...	2,000
pounds 1949...		trees not of bearing age..number 1950...	240
Irish potatoes harvested for home use or for		trees of bearing age..number 1950...	830
sale.....farms reporting 1949...	104	quantity harvested..bushels 1949...	1,870
1944.....	258	1944...	3,700
acres 1949 ¹ ...	30	Peaches.....farms reporting 1950...	11
1944.....	142	1945...	2
100-lb. bags 1949...	1,903	trees of all ages..number 1950...	24
1944.....	6,495	1945...	47
Popcorn harvested.....farms reporting 1949...		trees not of bearing age..number 1950...	11
acres 1949...		trees of bearing age..number 1950...	5
100 lb. ear corn 1949...		quantity harvested..bushels 1949...	21
Sugar beets harvested for sugar.....farms reporting 1949...		1944...	1
1944.....		Pears.....farms reporting 1950...	73
acres 1949...		1945...	91
1944.....		trees of all ages..number 1950...	178
acres 1949...		1945...	234
tons 1949...		trees not of bearing age..number 1950...	61
1944.....		trees of bearing age..number 1950...	118
Root and grain crops hogged or grazed,		quantity harvested..bushels 1949...	123
other than corn.....farms reporting 1949...	3	1944...	404
acres 1949...	11	Sour cherries.....farms reporting 1950...	37
Vegetables harvested for home use (other than		trees of all ages..number 1950...	115
Irish and sweet potatoes).....farms reporting 1949...	249	trees not of bearing age..number 1950...	50
1944.....	453	trees of bearing age..number 1950...	61
Vegetables harvested for sale.....farms reporting 1949...	6	quantity harvested..pounds 1949...	1,190
1944.....	29	Sweet cherries.....farms reporting 1950...	49
acres 1949...	2	trees of all ages..number 1950...	150
1944.....	14	trees not of bearing age..number 1950...	103
sold dollars 1949...	400	trees of bearing age..number 1950...	45
1944.....	2,865	quantity harvested..pounds 1949...	705
Green beans (snap, string, or wax).....farms reporting 1949...	1	Plums and prunes.....farms reporting 1950...	117
1944.....	7	1945...	141
acres 1949...	(*)	trees of all ages..number 1950...	481
1944.....	1	1945...	588
Cabbage.....farms reporting 1949...	2	trees not of bearing age..number 1950...	156
1944.....	10	trees of bearing age..number 1950...	325
acres 1949...	(*)	quantity harvested..bushels 1949...	372
1944.....	2	1944...	393
Cantaloups and muskmelons.....farms reporting 1949...		Apricots.....farms reporting 1950...	7
acres 1949...		1945...	10
1944.....	2	trees of all ages..number 1950...	10
Carrots.....farms reporting 1949...		1945...	18
acres 1949...	(*)	trees not of bearing age..number 1950...	7
1944.....		trees of bearing age..number 1950...	3
Sweet corn.....farms reporting 1949...	4	quantity harvested..pounds 1949...	50
1944.....	11	1944...	110
acres 1949...	1	Grapes.....farms reporting 1950...	17
1944.....	4	1945...	5
Lettuce and romaine.....farms reporting 1949...		vines of all ages..number 1950...	251
acres 1949...		1945...	297
Dry onions.....farms reporting 1949...		trees not of bearing age..number 1950...	51
acres 1949...		vines of bearing age..number 1950...	200
1944.....	1	quantity harvested..pounds 1949...	706
Green peas.....farms reporting 1949...		1944...	2,438
acres 1949...			
1944.....	(*)		

¹For 1949, does not include acres for farms with less than 10 bags harvested.
²For 1950, does not include acres for farms reporting less than 1/2 acre.
 *Less than 1 acre.

1950 CENSUS OF AGRICULTURE

FARMS, FARM CHARACTERISTICS, FARM PRODUCTS

For release March 8, 1951

BINGHAM, IDAHO

(82-006) Series AC50-1

This release presents figures from the 1950 Census of Agriculture, together with available comparative data from the 1945 Census of Agriculture. The figures from the 1950 Census are preliminary and are subject to revision. A similar report will be released for every county in the United States. A preliminary report, carrying State totals only, will be issued following the publication of figures for all of the counties in the State. After that, final figures for this county and for other counties in the State will be published in a State Report.

Generally, the data for both 1950 and 1945 are based upon the tabulation of reports for all farms in the county. However, the 1950 data for items followed by a star (*) represent estimates for all farms made on the basis of reports from a sample of approximately 20 percent of the farms.

Inventory items are for April 1, 1950 and January 1, 1945; and production items are for the calendar years 1949 and 1944.

Item	County total	Item	County total
FARMS, ACREAGE, AND VALUE		FARMS BY SIZE	
Farms.....number 1950...	2,158	Under 10 acres.....number 1950...	123
1945.....	2,123	1945.....	178
Approximate land area.....acres 1950...	1,326,080	Under 3 acres.....number 1950...	12
Proportion in farms.....percent 1950...	44.2	1945.....	38
Land owned by farm operators.....acres 1950...	359,024	3 to 9 acres.....number 1950...	111
Land rented from others by farm operators.....acres 1950...	145,974	1945.....	140
Land managed by farm operators.....acres 1950...	116,122	10 to 29 acres.....number 1950...	154
Land rented to others by farm operators.....acres 1950...	35,400	1945.....	149
Land in farms.....acres 1950...	585,720	30 to 49 acres.....number 1950...	282
1945.....	531,923	1945.....	305
Average size of farm.....acres 1950...	271.4	50 to 69 acres.....number 1950...	228
1945.....	290.6	1945.....	235
Value of land and buildings.....average per farm, dollars 1950*	21,104	70 to 99 acres.....number 1950...	530
1945.....	11,796	1945.....	493
average per acre, dollars 1950*	89.48	100 to 139 acres.....number 1950...	263
1945.....	47.08	1945.....	264
Land in farms according to use:		140 to 179 acres.....number 1950...	219
Cropland harvested.....farms reporting 1949...	2,006	1945.....	198
1944.....	1,978	180 to 219 acres.....number 1950...	74
acres 1949.....	175,185	1945.....	83
1944.....	130,115	220 to 259 acres.....number 1950...	60
1 to 9 acres.....farms reporting 1949...	95	1945.....	53
1944.....	129	260 to 499 acres.....number 1950...	111
10 to 19 acres.....farms reporting 1949...	138	1945.....	81
1944.....	118	500 to 999 acres.....number 1950...	48
20 to 29 acres.....farms reporting 1949...	160	1945.....	35
1944.....	198	1,000 acres and over.....number 1950...	66
30 to 49 acres.....farms reporting 1949...	461	1945.....	49
1944.....	449		
50 to 99 acres.....farms reporting 1949...	797	FARMS BY COLOR AND TENURE OF OPERATOR	
1944.....	777	Farms by color of operator:	
100 to 199 acres.....farms reporting 1949...	268	White operators.....number 1950...	2,060
1944.....	242	1945.....	2,019
200 acres and over.....farms reporting 1949...	87	Nonwhite operators.....number 1950...	98
1944.....	65	1945.....	104
Cropland used only for pasture.....farms reporting 1949...	1,427	Farms by tenure of operator:	
1944.....	1,255	Full owners.....number 1950...	1,336
acres 1949.....	62,168	1945.....	1,275
1944 ¹	14,445	Part owners.....number 1950...	354
Cropland not harvested and not pastured.....farms reporting 1949...	404	1945.....	352
acres 1949.....	48,793	Managers.....number 1950...	9
1944.....	9,906	1945.....	7
Cultivated summer fallow.....farms reporting 1949...	150	All tenants.....number 1950...	459
acres 1949.....	26,129	1945.....	489
1 to 49 acres.....farms reporting 1949...	112	Proportion of tenancy.....percent	21.3
50 to 199 acres.....farms reporting 1949...	21	1945.....	23.0
200 acres and over.....farms reporting 1949...	21	Cash tenants.....number 1950...	78
Other.....farms reporting 1949...	285	1945.....	95
acres 1949.....	22,664	Share-cash tenants.....number 1950...	32
1944.....	4	1945.....	12
Woodland pastured.....farms reporting 1949...	9	Share tenants and croppers.....number 1950...	304
acres 1949.....	16,074	1945.....	324
1944.....	121	Crop-share tenants and croppers.....number 1950...	278
Woodland not pastured.....farms reporting 1949...	4	Livestock-share tenants.....number 1950...	26
acres 1949.....	284	Other and unspecified tenants.....number 1950...	45
1944.....	17	1945.....	58
Other pasture (not cropland and not woodland).....farms reporting 1949...	625	Other tenants.....number 1950...	6
1944 ¹	947	Unspecified tenants.....number 1950...	39
acres 1949.....	226,755		
1944 ¹	337,151	SPECIFIED FACILITIES AND EQUIPMENT*	
Other land (house lots, roads, wasteland, etc.).....farms reporting 1949...	2,059	Telephone.....farms reporting 1950...	1,306
1944.....	2,060	1945.....	841
acres 1949.....	56,461	Electricity.....farms reporting 1950...	2,008
1944.....	40,168	1945.....	1,701
Irrigated land in farms.....farms reporting 1949...	2,080	From a power line.....farms reporting 1950...	2,008
1944.....	2,042	Average of last monthly electric bill.....dollars 1950...	8.27
acres 1949.....	157,981	Electric water pump.....farms reporting 1950...	1,665
1944.....	154,167	Electric hot-water heater.....farms reporting 1950...	1,138
Land irrigated by sprinklers.....farms reporting 1949...	1	Home freezer.....farms reporting 1950...	306
acres 1949.....	10	Electric washing machine.....farms reporting 1950...	1,897
		Electric chick brooder.....farms reporting 1950...	464
		Electric power feed grinder.....farms reporting 1950...	47
		Milking machine.....farms reporting 1950...	737
		Grain combines.....farms reporting 1950...	215
		number 1950...	233
		Corn pickers.....farms reporting 1950...	15
		number 1950...	54
		Pick-up hay balers.....farms reporting 1950...	55
		number 1950...	5
		Upright silos.....farms reporting 1950...	15
		number 1950...	15
		Pit or trench silos.....farms reporting 1950...	15
		number 1950...	15

¹Data for 1944 not strictly comparable with those for 1949.

Item	County total	Item	County total
SPECIFIED FACILITIES AND EQUIPMENT*—Continued		FARMS BY TYPE OF FARM—Continued	
Motortrucks.....farms reporting 1950...	1,167	Livestock farms other than dairy and poultry.....number 1950...	220
.....farms reporting 1945...	797	General farms.....number 1950...	458
.....number 1950...	1,419number 1950...	160
.....number 1945...	883number 1950...	45
Tractors.....farms reporting 1950...	1,625number 1950...	253
.....farms reporting 1945...	958number 1950...	216
.....number 1950...	2,207		
.....number 1945...	1,068		
Wheel tractors other than garden.....farms reporting 1950...	1,609		
.....farms reporting 1945...	2,049		
.....number 1950...	45		
.....number 1945...	45		
Garden tractors.....farms reporting 1950...	99		
.....farms reporting 1945...	113		
.....number 1950...	1,813		
.....number 1945...	1,724		
Automobiles.....farms reporting 1950...	2,272		
.....farms reporting 1945...	2,009		
.....number 1950...			
.....number 1945...			
Farms by class of work power:			
No tractor, horses, or mules.....farms reporting 1950...	235		
No tractor and only 1 horse or mule.....farms reporting 1950...	40		
No tractor and 2 or more horses and/or mules.....farms reporting 1950...	236		
Tractor and horses and/or mules.....farms reporting 1950...	1,065		
Tractor and no horses or mules.....farms reporting 1950...	582		
TRADING CENTER AND ROAD*		FARMS BY ECONOMIC CLASS	
Distance to trading center visited most frequently:		Commercial farms.....number 1950...	1,957
Under 1 mile.....farms reporting 1950...	122	Class I (Value of products sold, \$25,000 or more).....number 1950...	101
1 to 4 miles.....farms reporting 1950...	836	Class II (Value of products sold, \$10,000-\$24,999).....number 1950...	417
5 to 9 miles.....farms reporting 1950...	749	Class III (Value of products sold, \$5,000-\$9,999).....number 1950...	690
10 miles and over.....farms reporting 1950...	370	Class IV (Value of products sold, \$2,500-\$4,999).....number 1950...	469
Average distance reported.....miles 1950...	6	Class V (Value of products sold, \$1,200-\$2,499).....number 1950...	215
Distance over dirt or unimproved roads:		Class VI (Value of products sold, \$250-\$1,199).....number 1950...	65
0.0 to 0.2 miles.....farms reporting 1950...	996	Other farms.....number 1950...	201
0.3 to 0.9 miles.....farms reporting 1950...	267	Part-time ¹number 1950...	79
1.0 to 4.9 miles.....farms reporting 1950...	600	Residential (Less than \$250 value of products sold).....number 1950...	120
5.0 miles and over.....farms reporting 1950...	87	Abnormal ²number 1950...	2
Average distance reported.....miles 1950...	0.9		
Kind of road on which farm is located:			
Hard surface.....farms reporting 1950...	579		
Gravel, shell, or shale.....farms reporting 1950...	1,160		
Dirt or unimproved.....farms reporting 1950...	292		
FARM LABOR*		VALUE OF PRODUCTS SOLD, BY SOURCE	
Week preceding enumeration:		All farm products sold.....dollars 1949...	19,473,081
Family and/or hired workers.....farms reporting 1950...	1,942dollars 1944...	12,278,584
.....persons 1950...	3,546	All crops sold.....dollars 1949...	11,742,708
.....persons 1945...	1,915dollars 1944...	7,440,361
Family workers, including operator.....farms reporting 1950...	1,843	Field crops, other than vegetables and fruits and nuts sold.....dollars 1949...	11,712,138
.....persons 1950...	1,843dollars 1944...	7,410,121
Operators.....farms reporting 1950...	730	Vegetables sold.....dollars 1949...	4,446
.....persons 1950...	1,055dollars 1944...	5,589
Unpaid members of operator's family.....farms reporting 1950...	286	Fruits and nuts sold.....dollars 1949...	26,064
.....persons 1950...	646dollars 1944...	20,851
Hired workers.....farms reporting 1950...	646	Horticultural specialties sold.....dollars 1949...	60
.....persons 1950...	dollars 1944...	3,800
		All livestock and livestock products sold.....dollars 1949...	7,730,373
	dollars 1944...	4,837,830
		Dairy products sold.....dollars 1949...	1,859,910
	dollars 1944...	1,345,340
		Poultry and poultry products sold.....dollars 1949...	276,987
	dollars 1944...	218,852
		Livestock and livestock products, other than dairy and poultry, sold.....dollars 1949...	5,593,476
	dollars 1944...	3,273,638
		Forest products sold.....dollars 1949...	
	dollars 1944...	393
		HORSES AND MULES	
		Horses and/or mules.....farms reporting 1950...	1,425
		Horses and colts, including ponies.....farms reporting 1950...	1,417
	farms reporting 1945...	1,750
	number 1950...	5,859
	number 1945...	8,228
		Mules and mule colts.....farms reporting 1950...	15
	farms reporting 1945...	4
	number 1950...	33
	number 1945...	19
		CATTLE AND DAIRY PRODUCTS	
		Cattle and calves.....farms reporting 1950...	1,819
	farms reporting 1945...	1,882
	number 1950...	51,853
	number 1945...	41,177
		Cows, including heifers that have calved.....farms reporting 1950...	1,766
	farms reporting 1945...	1,861
	number 1950...	23,784
	number 1945...	20,163
		Milk cows.....farms reporting 1950...	1,637
	farms reporting 1945...	9,472
	number 1950...	1,383
	number 1945...	12,379
		Heifers born before Jan. 1.....farms reporting 1950...	1,199
	farms reporting 1945...	9,975
	number 1950...	1,256
	number 1945...	5,745
		Calves born since Jan. 1.....farms reporting 1950...	1,277
	farms reporting 1945...	1,455
	number 1950...	
	number 1945...	
		Whole milk sold.....farms reporting 1949...	4,708,370
	gallons 1944...	6,015,254
	dollars 1949...	1,830,257
	dollars 1944...	84
		Cream sold.....farms reporting 1949...	136
	farms reporting 1944...	45,394
	pounds of butterfat 1949...	64,215
	pounds of butterfat 1944...	29,653
		Butter, buttermilk, skin milk, and cheese sold.....farms reporting 1949...	
	dollars 1949...	
		HOGS	
		Hogs and pigs.....farms reporting 1950...	741
	farms reporting 1945...	1,093
	number 1950...	7,718
	number 1945...	12,342
		4 months old and over.....farms reporting 1950...	672
	farms reporting 1945...	4,212
	number 1950...	238
	number 1945...	3,904
		Less than 4 months old.....farms reporting 1950...	433
	farms reporting 1945...	655
		Sows and gilts for spring farrowing.....farms reporting 1950...	1,384
	farms reporting 1945...	1,893
	number 1950...	
	number 1945...	

¹Part-time farms include those with value of products sold of \$250-\$1,199 and operator either reporting 100 days or more of off-farm work or reporting other income exceeding value of agricultural products sold.

²Public and private institutional farms, community projects, etc.

³Cows and heifers 2 years old and over.

Item	County total	Item	County total
SPECIFIED FACILITIES AND EQUIPMENT^a—Continued		FARMS BY TYPE OF FARM—Continued	
Motortrucks.....farms reporting 1950...	193	Livestock farms other than dairy and poultry.....number 1950...	142
.....1945.....	134	General farms.....number 1950.....	68
.....number 1950.....	273number 1950.....	13
.....1945.....	157number 1950.....	12
Tractors.....farms reporting 1950.....	225number 1950.....	43
.....1945.....	147	Miscellaneous and unclassified farms.....number 1950.....	41
.....number 1950.....	319		
.....1945.....	174		
Wheel tractors other than garden.....farms reporting 1950.....	224		
.....number 1950.....	273		
.....1945.....	43		
Garden tractors.....farms reporting 1950.....	46		
.....number 1950.....	200		
.....1945.....	202		
Automobiles.....farms reporting 1950.....	250		
.....1945.....	250		
.....number 1950.....	231		
.....1945.....	231		
Farms by class of work power:			
No tractor, horses, or mules.....farms reporting 1950.....	22		
No tractor and only 1 horse or mule.....farms reporting 1950.....	5		
No tractor and 2 or more horses and/or mules.....farms reporting 1950.....	48		
Tractor and horses and/or mules.....farms reporting 1950.....	206		
Tractor and no horses or mules.....farms reporting 1950.....	45		
TRADING CENTER AND ROAD^a		FARMS BY ECONOMIC CLASS	
Distance to trading center visited most frequently:		Commercial farms.....number 1950.....	285
Under 1 mile.....farms reporting 1950.....	38	Class I (Value of products sold, \$25,000 or more).....number 1950.....	12
1 to 4 miles.....farms reporting 1950.....	90	Class II (Value of products sold, \$10,000-\$24,999).....number 1950.....	57
5 to 9 miles.....farms reporting 1950.....	91	Class III (Value of products sold, \$5,000-\$9,999).....number 1950.....	62
10 miles and over.....farms reporting 1950.....	69	Class IV (Value of products sold, \$2,500-\$4,999).....number 1950.....	123
Average distance reported.....miles 1950.....	9	Class V (Value of products sold, \$1,200-\$2,499).....number 1950.....	19
Distance over dirt or unimproved roads:		Class VI (Value of products sold, \$250-\$1,199) ¹number 1950.....	12
0.0 to 0.2 miles.....farms reporting 1950.....	106	Other farms.....number 1950.....	41
0.3 to 0.9 miles.....farms reporting 1950.....	51	Part-time ¹number 1950.....	23
1.0 to 4.9 miles.....farms reporting 1950.....	107	Residential (Less than \$250 value of products sold).....number 1950.....	18
5.0 miles and over.....farms reporting 1950.....	18	Abnormal ²number 1950.....
Average distance reported.....miles 1950.....	1.2		
Kind of road on which farm is located:		VALUE OF PRODUCTS SOLD, BY SOURCE	
Hard surface.....farms reporting 1950.....	92	All farm products sold.....dollars 1949.....	2,857,743
Gravel, shell, or shale.....farms reporting 1950.....	741944.....	1,906,736
Dirt or unimproved.....farms reporting 1950.....	107	All crops sold.....dollars 1949.....	592,166
FARM LABOR^a	1944.....	287,122
Week preceding enumeration:		Field crops, other than vegetables and fruits and nuts sold.....dollars 1949.....	591,999
Family and/or hired workers.....farms reporting 1950.....	2761944.....	286,855
.....persons 1950.....	679	Vegetables sold.....dollars 1949.....	24
.....1949.....	2691944.....	10
Family workers, including operator.....farms reporting 1950.....	259	Fruits and nuts sold.....dollars 1949.....	143
.....persons 1950.....	2591944.....	237
Operators.....farms reporting 1950.....	126	Horticultural specialties sold.....dollars 1949.....
.....persons 1950.....	1861944.....
Unpaid members of operator's family.....farms reporting 1950.....	90	All livestock and livestock products sold.....dollars 1949.....	2,265,377
.....persons 1950.....	1861944.....	1,611,807
Hired workers.....farms reporting 1950.....	90	Dairy products sold.....dollars 1949.....	179,351
.....persons 1950.....	2341944.....	223,030
SPECIFIED FARM EXPENDITURES^a		Poultry and poultry products sold.....dollars 1949.....	35,944
Specified farm expenditures.....farms reporting 1949.....	2731944.....	20,225
Machine hire and/or hired labor.....farms reporting 1949.....	263	Livestock and livestock products, other than dairy and poultry, sold.....dollars 1949.....	2,049,082
.....1949.....	2351944.....	1,368,552
Machine hire.....dollars 1949.....	80,967	Forest products sold.....dollars 1949.....	200
.....1949.....	2331944.....	7,827
Hired labor.....dollars 1949.....	393,060	HORSES AND MULES	
.....1949.....	226	Horses and/or mules.....farms reporting 1950.....	244
Feed for livestock and poultry.....farms reporting 1949.....	403,213	Horses and colts, including ponies.....farms reporting 1950.....	242
.....1949.....	1831945.....	238
Livestock and poultry purchased.....farms reporting 1949.....	285,172number 1950.....	1,541
.....1949.....	2181945.....	2,049
Seeds, bulbs, plants, and trees purchased.....dollars 1949.....	62,285	Mules and mule colts.....farms reporting 1950.....	7
.....1949.....	2381945.....	8
Gasoline and other petroleum fuel and oil.....farms reporting 1949.....	129,818number 1950.....	18
.....1949.....	1941945.....	34
Tractor repairs.....farms reporting 1949.....	37,415	CATTLE AND DAIRY PRODUCTS	
.....1949.....	219	Cattle and calves.....farms reporting 1950.....	263
Other farm machinery repairs.....farms reporting 1949.....	41,1971945.....	262
FARMS BY TOTAL VALUE OF PRODUCTS SOLD	number 1950.....	10,129
No sales.....number 1950.....	121945.....	11,028
\$1 to \$249.....number 1950.....	6	Cows, including heifers that have calved.....farms reporting 1950.....	260
\$250 to \$399.....number 1950.....	61945 ³	251
\$400 to \$599.....number 1950.....	6number 1950.....	4,792
\$600 to \$999.....number 1950.....	121945 ³	5,600
\$1,000 to \$1,499.....number 1950.....	18	Milk cows.....farms reporting 1950.....	242
\$1,500 to \$2,499.....number 1950.....	12number 1950.....	1,430
\$2,500 to \$3,999.....number 1950.....	101	Heifers born before Jan. 1.....farms reporting 1950.....	202
\$4,000 to \$5,999.....number 1950.....	45number 1950.....	2,254
\$6,000 to \$9,999.....number 1950.....	39	Steers and bulls born before Jan. 1.....farms reporting 1950.....	186
\$10,000 and over.....number 1950.....	69number 1950.....	1,964
FARMS BY TYPE OF FARM		Calves born since Jan. 1.....farms reporting 1950.....	194
Field-crop farms other than vegetable and fruit-and-nut.....number 1950.....	38number 1950.....	1,119
Cash-grain.....number 1950.....	38	Whole milk sold.....farms reporting 1949.....	165
Cotton.....number 1950.....1944.....	167
Other field-crop.....number 1950.....gallons 1949.....	579,529
Vegetable farms.....number 1950.....1944.....	896,314
Fruit-and-nut farms.....number 1950.....dollars 1949.....	160,557
Dairy farms.....number 1950.....	37	Cream sold.....farms reporting 1949.....	44
Poultry farms.....number 1950.....1944.....	56
	pounds of butterfat 1949.....	34,591
	1944.....	51,864
	dollars 1949.....	18,794
		Butter, buttermilk, skim milk, and cheese sold.....farms reporting 1949.....
	dollars 1949.....
		HOGS	
		Hogs and pigs.....farms reporting 1950.....	169
	1945.....	187
	number 1950.....	3,780
	1945.....	4,483
		4 months old and over.....farms reporting 1950.....	148
	number 1950.....	2,006
		Less than 4 months old.....farms reporting 1950.....	91
	number 1950.....	1,774
		Sows and gilts for spring farrowing.....farms reporting 1950.....	108
	1945.....	130
	number 1950.....	603
	1945.....	571

¹Part-time farms include those with value of products sold of \$250-\$1,199 and operator either reporting 100 days or more of off-farm work or reporting other income exceeding value of agricultural products sold.
²Public and private institutional farms, community projects, etc.
³Cows and heifers 2 years old and over.

Item	County total	Item	County total
SHEEP AND WOOL		SPECIFIED CROPS HARVESTED	
Sheep and lambs.....farms reporting 1950...	105	Corn:	
1945.....	77	Corn for all purposes.....farms reporting 1949...	1
number 1950.....	93,339	1944.....	1
1945.....	54,049	acres 1949.....	1
1944.....	82	1944.....	
Sheep and lambs born before Oct. 1, 1949.....farms reporting 1950...	48,661	Harvested for grain.....farms reporting 1949...	
number 1950.....	79	1944.....	
Ewes.....farms reporting 1950.....	69	acres 1949.....	
1945 ¹	45,908	1944.....	
number 1950.....	50,685	bushels 1949.....	
1945 ¹	52	1944.....	
Yearling ewes.....farms reporting 1950.....	9,456	Cut for silage.....farms reporting 1949...	
number 1950.....	69	1944.....	
Older ewes.....farms reporting 1950.....	36,452	acres 1949.....	
number 1950.....	51	tons..green weight 1949.....	
Rams and wethers.....farms reporting 1950.....	2,753	Hogged or grazed, or cut for green	
number 1950.....	73	or dry fodder.....farms reporting 1949...	1
Lambs born since Oct. 1, 1949.....farms reporting 1950...	44,678	acres 1949...	1
number 1950.....	69	Small grains:	
Sheep and lambs shorn.....farms reporting 1949...	70	Grains grown together and threshed	
1944.....	48,959	as a mixture.....farms reporting 1949...	9
number shorn 1949.....	505,509	acres 1949...	90
Wool shorn.....pounds 1949.....	552,393	bushels 1949...	3,600
1944.....	Apr.15-Apr.28	Winter wheat threshed or combined.....farms reporting 1949...	37
Average date of enumeration.....1950.....		1944.....	3
		acres 1949.....	3,032
		1944.....	82
		bushels 1949.....	45,003
		1944.....	2,500
		Spring wheat threshed or combined.....farms reporting 1949...	210
		1944.....	189
		acres 1949.....	6,678
		1944.....	5,445
		bushels 1949.....	196,957
		1944.....	151,372
		Oats threshed or combined.....farms reporting 1949...	151
		1944.....	151
		acres 1949.....	4,066
		1944.....	2,650
		bushels 1949.....	153,505
		1944.....	100,375
		Oats out for feeding unthreshed.....farms reporting 1949...	10
		1944.....	10
		acres 1949.....	217
		1944.....	121
		Barley threshed or combined.....farms reporting 1949...	118
		1944.....	115
		acres 1949.....	2,529
		1944.....	1,867
		bushels 1949.....	89,375
		1944.....	75,066
		Annual legumes:	
		Dry field and seed beans harvested	
		for beans.....farms reporting 1949...	
		1944 ²	
		acres 1949.....	
		1944 ²	
		100-lb. bags 1949.....	
		1944 ²	
		Dry field and seed peas, other than Austrian	
		winter peas, harvested for peas.....farms reporting 1949...	
		1944.....	1
		acres 1949.....	
		1944.....	3
		100-lb. bags 1949.....	
		1944.....	15
		Hay crops:	
		Land from which hay was cut.....farms reporting 1949...	265
		acres 1949...	17,965
		Alfalfa cut for hay (or for	
		dehydrating).....farms reporting 1949...	252
		1944.....	243
		acres 1949.....	13,995
		1944.....	15,320
		tons 1949.....	34,965
		1944.....	28,075
		Clover or timothy cut for hay.....farms reporting 1949...	24
		1944.....	24
		acres 1949.....	679
		1944.....	1,070
		tons 1949.....	1,157
		1944.....	1,392
		Oats, wheat, barley, rye, or other small	
		grain out for hay.....farms reporting 1949...	28
		1944.....	11
		acres 1949.....	372
		1944.....	173
		tons 1949.....	788
		1944.....	263
		Wild hay cut.....farms reporting 1949...	23
		1944.....	18
		acres 1949.....	2,627
		1944.....	1,284
		tons 1949.....	2,105
		1944.....	1,464

¹Ewes and ewe lambs kept for breeding.
²Does not include soybeans.

Item	County total	Item	County total
SPECIFIED CROPS HARVESTED—Continued		SPECIFIED CROPS HARVESTED—Continued	
Hay crops—Continued		Vegetables harvested for sale—Continued	
Other hay cut.....farms reporting 1949...	10	Tomatoes.....farms reporting 1949...	1
acres 1949...	92	1944.....	(*)
1944.....	626	acres 1949...	(*)
tons 1949.....	124	1944.....	
1944.....	774	Watermelons.....farms reporting 1949...	
Field crops (other):		acres 1949...	
Alfalfa seed harvested.....farms reporting 1949...	2	Other vegetables.....acres 1949...	
1944.....		Berries and other small fruit harvested for sale:	
acres 1949...	11	Strawberries.....farms reporting 1949...	2
1944.....		acres 1949...	(*)
pounds 1949.....	425	quarts 1949...	78
1944.....		Raspberries (tame).....farms reporting 1949...	2
Red clover seed harvested.....farms reporting 1949...	11	acres 1949...	(*)
1944.....	8	quarts 1949...	370
acres 1949...	121	Tree fruits, nuts, and grapes:	
1944.....	118	Land in bearing and nonbearing fruit orchards, groves,	
pounds 1949.....	18,428	vineyards, and planted nut trees.....farms reporting 1950...	68
1944.....	48,060	acres 1945...	9
Alsike clover seed harvested.....farms reporting 1949...	2	acres 1950 ² ...	4
acres 1949...	32	1945...	6
pounds 1949...	4,700	Apples.....farms reporting 1950...	65
Austrian winter peas, including Dixie Wonder,		1945...	63
harvested.....farms reporting 1949.....		trees of all ages..number 1950...	522
acres 1949.....		1945...	662
pounds 1949.....		trees not of bearing age..number 1950...	120
Irish potatoes harvested for home use or for		trees of bearing age..number 1950...	402
sale.....farms reporting 1949...	33	1949.....	216
1944.....	26	quantity harvested..bushels 1944...	851
acres 1949 ¹ ...	39	Peaches.....farms reporting 1950...	
1944.....	98	1945...	1
100-lb. bags 1949...	4,444	trees of all ages..number 1950...	1
1944.....	6,881	1945...	
Popcorn harvested.....farms reporting 1949...		trees not of bearing age..number 1950...	
1944.....		trees of bearing age..number 1950...	
acres 1949.....		1949.....	
100 lb. ear corn 1949.....		quantity harvested..bushels 1944...	
Sugar beets harvested for sugar.....farms reporting 1949...		Pears.....farms reporting 1950...	20
1944.....		1945...	20
acres 1949.....		1950...	72
1944.....		trees of all ages..number 1945...	74
tons 1949.....		1950...	49
1944.....		trees not of bearing age..number 1950...	23
Root and grain crops hogged or grazed,		trees of bearing age..number 1949...	13
other than corn.....farms reporting 1949...	2	quantity harvested..bushels 1944...	84
acres 1949...	12	Sour cherries.....farms reporting 1950...	13
Vegetables harvested for home use (other than		1945...	34
Irish and sweet potatoes).....farms reporting 1949...	146	trees of all ages..number 1950...	5
1944.....	185	trees not of bearing age..number 1950...	29
Vegetables harvested for sale.....farms reporting 1949...	3	trees of bearing age..number 1950...	71
1944.....	1	quantity harvested..pounds 1949...	
acres 1949.....	(*)	Sweet cherries.....farms reporting 1950...	5
1944.....	(*)	1945...	14
sold dollars 1949...	24	trees of all ages..number 1950...	12
1944.....	10	trees not of bearing age..number 1950...	2
Green beans (snap, string, or wax).....farms reporting 1949...		trees of bearing age..number 1950...	
1944.....		1949.....	
acres 1949.....		quantity harvested..pounds 1949...	
1944.....		Plums and prunes.....farms reporting 1950...	11
Cabbage.....farms reporting 1949...		1945...	14
1944.....		trees of all ages..number 1950...	68
acres 1949.....		1945...	43
1944.....		trees not of bearing age..number 1950...	3
Cantaloups and muskmelons.....farms reporting 1949...		trees of bearing age..number 1950...	65
acres 1949.....		1949.....	6
Carrots.....farms reporting 1949...		1944...	7
acres 1949.....		Apricots.....farms reporting 1950...	8
1944.....		1945...	1
Sweet corn.....farms reporting 1949...	1	trees of all ages..number 1950...	17
1944.....	(*)	1945...	1
acres 1949...	(*)	trees not of bearing age..number 1950...	10
1944.....		trees of bearing age..number 1950...	7
Lettuce and romaine.....farms reporting 1949...		1949.....	250
acres 1949.....		quantity harvested..pounds 1944...	
Dry onions.....farms reporting 1949...		Grapes.....farms reporting 1950...	2
acres 1949.....		1945...	
Green peas.....farms reporting 1949...		vines of all ages..number 1950...	26
1944.....		1945...	
		vines not of bearing age	24
		vines of bearing age	2
		quantity harvested..pounds 1949...	5
		1944.....	

¹For 1949, does not include acres for farms with less than 10 bags harvested.
²For 1950, does not include acres for farms reporting less than 1/2 acre.
 *Less than 1 acre.

1950 CENSUS OF AGRICULTURE

FARMS, FARM CHARACTERISTICS, FARM PRODUCTS

For release February 19, 1951

BOISE, IDAHO

(82-008) Series AC50-1

This release presents figures from the 1950 Census of Agriculture, together with available comparative data from the 1945 Census of Agriculture. The figures from the 1950 Census are preliminary and are subject to revision. A similar report will be released for every county in the United States. A preliminary report, carrying State totals only, will be issued following the publication of figures for all of the counties in the State. After that, final figures for this county and for other counties in the State will be published in a State Report.

Generally, the data for both 1950 and 1945 are based upon the tabulation of reports for all farms in the county. However, the 1950 data for items followed by a star (*) represent estimates for all farms made on the basis of reports from a sample of approximately 20 percent of the farms.

Inventory items are for April 1, 1950 and January 1, 1945; and production items are for the calendar years 1949 and 1944.

Item	County total	Item	County total
FARMS, ACREAGE, AND VALUE		FARMS BY SIZE	
Farms.....number 1950...	129	Under 10 acres.....number 1950...	1
.....1945...	2011945...	7
Approximate land area.....acres 1950...	1,224,320	Under 3 acres.....number 1950.....	1
.....1945.....	10.11945.....	1
Land owned by farm operators.....acres 1950...	104,323	3 to 9 acres.....number 1950.....	1
.....1945.....	20,4891945.....	6
Land rented from others by farm operators.....acres 1950...	325	10 to 29 acres.....number 1950.....	5
.....1945.....	8461945.....	13
Land managed by farm operators.....acres 1950...	124,291	30 to 49 acres.....number 1950.....	3
.....1945.....	277,1531945.....	14
Average size of farm.....acres 1950...	963.5	50 to 69 acres.....number 1950.....	3
.....1945.....	1,378.91945.....	6
Value of land and buildings.....average per farm, dollars 1950*	16,745	70 to 99 acres.....number 1950.....	6
.....1945.....	8,6111945.....	6
.....average per acre, dollars 1950*	17.54	100 to 139 acres.....number 1950.....	11
.....1945.....	6.241945.....	6
Land in farms according to use:		140 to 179 acres.....number 1950.....	11
Cropland harvested.....farms reporting 1949...	1201945.....	13
.....1944.....	188	180 to 219 acres.....number 1950.....	28
.....acres 1949.....	9,7301945.....	14
.....1944.....	12,993	220 to 259 acres.....number 1950.....	14
1 to 9 acres.....farms reporting 1949...	41945.....	7
.....1944.....	21	260 to 499 acres.....number 1950.....	12
.....1949.....	141945.....	23
10 to 19 acres.....farms reporting 1949...	21	500 to 999 acres.....number 1950.....	23
.....1944.....	211945.....	20
20 to 29 acres.....farms reporting 1949...	101945.....	40
.....1944.....	28	1,000 acres and over.....number 1950.....	28
30 to 49 acres.....farms reporting 1949...	271945.....	22
.....1944.....	30		
50 to 99 acres.....farms reporting 1949...	31	FARMS BY COLOR AND TENURE OF OPERATOR	
.....1944.....	41	Farms by color of operator:	
100 to 199 acres.....farms reporting 1949...	23	White operators.....number 1950...	129
.....1944.....	341945.....	201
200 acres and over.....farms reporting 1949...	11	Nonwhite operators.....number 1950.....	
.....1944.....	131945.....	
Cropland used only for pasture.....farms reporting 1949...	50	Farms by tenure of operator:	
.....1944 ¹	16	Full owners.....number 1950...	95
.....acres 1949.....	2,8901945.....	158
.....1944 ¹	715	Part owners.....number 1950.....	18
Cropland not harvested and not pastured.....farms reporting 1949...	361945.....	25
.....acres 1949.....	1,433	Managers.....number 1950.....	1
.....1944.....	1,0651945.....	3
Cultivated summer fallow.....farms reporting 1949...	15	All tenants.....number 1950.....	15
.....acres 1949.....	2941945.....	15
1 to 49 acres.....farms reporting 1949.....	15	Proportion of tenancy.....percent 1950.....	11.6
.....1944.....	1945.....	7.5
50 to 199 acres.....farms reporting 1949.....		Cash tenants.....number 1950.....	5
.....1944.....	1945.....	9
200 acres and over.....farms reporting 1949.....		Share-cash tenants.....number 1950.....	1
.....1944.....	1945.....	
Other.....farms reporting 1949.....	26	Share tenants and croppers.....number 1950.....	7
.....acres 1949.....	1,1391945.....	5
Woodland pastured.....farms reporting 1949...	70	Crop-share tenants and croppers.....number 1950.....	6
.....1944.....	39	Livestock-share tenants.....number 1950.....	1
.....acres 1949.....	25,716	Other and unspecified tenants.....number 1950.....	2
.....1944.....	32,1641945.....	1
Woodland not pastured.....farms reporting 1949...	25	Other tenants.....number 1950.....	1
.....1944.....	3	Unspecified tenants.....number 1950.....	1
.....acres 1949.....	6,968		
.....1944.....	526	SPECIFIED FACILITIES AND EQUIPMENT*	
Other pasture (not cropland and not woodland).....farms reporting 1949...	70	Telephone.....farms reporting 1950...	65
.....1944 ¹	1751945.....	47
.....acres 1949.....	76,641	Electricity.....farms reporting 1950.....	118
.....1944 ¹	227,9081945.....	82
Other land (house lots, roads, wasteland, etc.).....farms reporting 1949...	117	From a power line.....farms reporting 1950.....	108
.....1944.....	195	Average of last monthly electric bill.....dollars 1950.....	6.58
.....acres 1949.....	913	Electric water pump.....farms reporting 1950.....	41
.....1944.....	1,782	Electric hot-water heater.....farms reporting 1950.....	37
Irrigated land in farms.....farms reporting 1949...	70	Home freezer.....farms reporting 1950.....	35
.....1944.....	103	Electric washing machine.....farms reporting 1950.....	107
.....acres 1949.....	4,489	Electric chick brooder.....farms reporting 1950.....	55
.....1944.....	4,974	Electric power feed grinder.....farms reporting 1950.....	20
Land irrigated by sprinklers.....farms reporting 1949...	2	Milking machine.....farms reporting 1950.....	35
.....acres 1949.....	56	Grain combines.....farms reporting 1950.....	15
	number 1950.....	15
FARM OPERATORS		Corn pickers.....farms reporting 1950.....	1
Residing on farm operated.....operators reporting 1950...	116number 1950.....	1
.....1945.....	153	Pick-up hay balers.....farms reporting 1950.....	1
Not residing on farm operated.....operators reporting 1950.....	12number 1950.....	1
.....1945.....	41	Upright silos.....farms reporting 1950.....	
With other income of family exceeding value of agricultural products sold.....operators reporting 1949...	42number 1950.....	
Working off their farm, total.....operators reporting 1949.....	64	Pit or trench silos.....farms reporting 1950.....	
.....1944.....	82number 1950.....	
100 days or more.....operators reporting 1949.....	39		
.....1944.....	57		

¹Data for 1944 not strictly comparable with those for 1949.

Item	County total	Item	County total
SPECIFIED FACILITIES AND EQUIPMENT^a—Continued		FARMS BY TYPE OF FARM—Continued	
Motortrucks.....farms reporting 1950...	83	Livestock farms other than dairy and poultry.....number 1950...	51
.....1945.....	79	General farms.....number 1950.....	26
.....number 1950.....	105number 1950.....	13
.....1945.....	84number 1950.....	13
Tractors.....farms reporting 1950.....	93	Miscellaneous and unclassified farms.....number 1950.....	40
.....1945.....	56		
.....number 1950.....	105	FARMS BY ECONOMIC CLASS	
.....1945.....	61	Commercial farms.....number 1950.....	89
Wheel tractors other than garden.....farms reporting 1950.....	63	Class I (Value of products sold, \$25,000 or more).....number 1950.....	1
.....1950.....	68	Class II (Value of products sold, \$10,000-\$24,999).....number 1950.....	22
Garden tractors.....farms reporting 1950.....	5	Class III (Value of products sold, \$5,000-\$9,999).....number 1950.....	11
.....number 1950.....	5	Class IV (Value of products sold, \$2,500-\$4,999).....number 1950.....	34
Crawler tractors.....farms reporting 1950.....	32	Class V (Value of products sold, \$1,200-\$2,499) ¹number 1950.....	21
.....number 1950.....	32	Class VI (Value of products sold, \$250-\$1,199) ¹number 1950.....	40
Automobiles.....farms reporting 1950.....	108	Other farms.....number 1950.....	24
.....1945.....	101	Part-time ¹number 1950.....	24
.....number 1950.....	109	Residential (Less than \$250 value of products sold).....number 1950.....	16
.....1945.....	107	Abnormal ²number 1950.....
Farms by class of work power:		VALUE OF PRODUCTS SOLD, BY SOURCE	
No tractor, horses, or mules.....farms reporting 1950.....	13	All farm products sold.....dollars 1949.....	537,770
No tractor and only 1 horse or mule.....farms reporting 1950.....1944.....	402,354
No tractor and 2 or more horses and/or mules.....farms reporting 1950.....	38	All crops sold.....dollars 1949.....	72,323
Tractor and horses and/or mules.....farms reporting 1950.....	571944.....	31,444
Tractor and no horses or mules.....farms reporting 1950.....	21	Field crops, other than vegetables and fruits and nuts sold.....dollars 1949.....	72,150
	1944.....	29,961
TRADING CENTER AND ROAD^a		Vegetables sold.....dollars 1949.....
Distance to trading center visited most frequently:	1944.....	185
Under 1 mile.....farms reporting 1950.....	5	Fruits and nuts sold.....dollars 1949.....	173
1 to 4 miles.....farms reporting 1950.....	551944.....	1,278
5 to 9 miles.....farms reporting 1950.....	40	Horticultural specialties sold.....dollars 1949.....
10 miles and over.....farms reporting 1950.....	53	All livestock and livestock products sold.....dollars 1949.....	444,807
Average distance reported.....miles 1950.....	121944.....	370,035
Distance over dirt or unimproved roads:		Dairy products sold.....dollars 1949.....	21,468
0.0 to 0.2 miles.....farms reporting 1950.....	201944.....	36,972
0.3 to 0.9 miles.....farms reporting 1950.....	5	Poultry and poultry products sold.....dollars 1949.....	23,158
1.0 to 4.9 miles.....farms reporting 1950.....	871944.....	17,017
5.0 miles and over.....farms reporting 1950.....	41	Livestock and livestock products, other than dairy and poultry, sold.....dollars 1949.....	400,181
Average distance reported.....miles 1950.....	3.01944.....	316,046
Kind of road on which farm is located:		Forest products sold.....dollars 1949.....	20,640
Hard surface.....farms reporting 1950.....	211944.....	875
Gravel, shell, or shale.....farms reporting 1950.....	HORSES AND MULES	
Dirt or unimproved.....farms reporting 1950.....	132	Horses and/or mules.....farms reporting 1950.....	95
		Horses and colts, including ponies.....farms reporting 1950.....	95
FARM LABOR^a	1945.....	143
Week preceding enumeration:	1950.....	564
Family and/or hired workers.....farms reporting 1950.....	129	Mules and mule colts.....farms reporting 1950.....	816
.....persons 1950.....	2721945.....	7
Family workers, including operator.....farms reporting 1950.....	129number 1950.....	19
Operators.....persons 1950.....	1291945.....	18
Unpaid members of operator's family.....farms reporting 1950.....	58	CATTLE AND DAIRY PRODUCTS	
.....persons 1950.....	108	Cattle and calves.....farms reporting 1950.....	110
Hired workers.....farms reporting 1950.....	231945.....	152
.....persons 1950.....	35number 1950.....	4,784
	1945.....	5,406
SPECIFIED FARM EXPENDITURES^a		Cows, including heifers that have calved.....farms reporting 1950.....	108
Specified farm expenditures.....farms reporting 1949.....	1541945 ³	147
Machine hire and/or hired labor.....farms reporting 1949.....	119number 1950.....	2,405
Machine hire.....farms reporting 1949.....	861945 ³	3,003
.....dollars 1949.....	17,250	Milk cows.....farms reporting 1950.....	86
Hired labor.....farms reporting 1949.....	89number 1950.....	385
.....dollars 1949.....	50,270	Heifers born before Jan. 1.....farms reporting 1950.....	87
Feed for livestock and poultry.....farms reporting 1949.....	93number 1950.....	923
.....dollars 1949.....	48,355	Steers and bulls born before Jan. 1.....farms reporting 1950.....	77
Livestock and poultry purchased.....farms reporting 1949.....	94number 1950.....	703
.....dollars 1949.....	121,240	Calves born since Jan. 1.....farms reporting 1950.....	74
Seeds, bulbs, plants, and trees purchased.....farms reporting 1949.....	66number 1950.....	747
.....dollars 1949.....	4,930	Whole milk sold.....farms reporting 1949.....	15
Gasoline and other petroleum fuel and oil.....farms reporting 1949.....	41944.....	15
.....dollars 1949.....	37,171	gallons 1949.....	24,437
Tractor repairs.....farms reporting 1949.....	871944.....	13,852
.....dollars 1949.....	13,730dollars 1949.....	6,651
Other farm machinery repairs.....farms reporting 1949.....	72	Cream sold.....farms reporting 1949.....	37
.....dollars 1949.....	6,5551944.....	76
		pounds of butterfat 1949.....	24,923
FARMS BY TOTAL VALUE OF PRODUCTS SOLD	1944.....	59,603
No sales.....number 1950.....dollars 1949.....	14,788
\$1 to \$249.....number 1950.....	16	Butter, buttermilk, skim mil., and cheese sold.....farms reporting 1949.....	1
\$250 to \$399.....number 1950.....	4dollars 1949.....	27
\$400 to \$599.....number 1950.....	HOGS	
\$600 to \$999.....number 1950.....	16	Hogs and pigs.....farms reporting 1950.....	56
\$1,000 to \$1,499.....number 1950.....	351945.....	81
\$1,500 to \$2,499.....number 1950.....	24number 1950.....	548
\$2,500 to \$3,999.....number 1950.....	51945.....	951
\$4,000 to \$5,999.....number 1950.....	10	4 months old and over.....farms reporting 1950.....	44
\$6,000 to \$9,999.....number 1950.....	18number 1950.....	340
\$10,000 and over.....number 1950.....	1	Less than 4 months old.....farms reporting 1950.....	24
	number 1950.....	208
FARMS BY TYPE OF FARM		Sows and gilts for spring farrowing.....farms reporting 1950.....	30
Field-crop farms other than vegetable and fruit-and-nut.....number 1950.....	81945.....	43
Cash-grain.....number 1950.....	8number 1950.....	103
Cotton.....number 1950.....1945.....	112
Other field-crop.....number 1950.....		
Vegetable farms.....number 1950.....		
Fruit-and-nut farms.....number 1950.....		
Dairy farms.....number 1950.....	4		
Poultry farms.....number 1950.....		

¹Part-time farms include those with value of products sold of \$250(\$1,199 and operator either reporting 100 days or more of off-farm work or reporting other income exceeding value of agricultural products sold.
²Public and private institutional farms, community projects, etc.
³Cows and heifers 2 years old and over.

Item	County total	Item	County total
SHEEP AND WOOL		SPECIFIED CROPS HARVESTED	
Sheep and lambs.....farms reporting 1950...	8	Corn:	
1945.....	18	Corn for all purposes.....farms reporting 1949...	1
number 1950.....	99	1944.....	14
1945.....	8,424	acres 1949.....	3
1944.....		1944.....	63
Sheep and lambs born before Oct. 1, 1949.....farms reporting 1950...	8	Harvested for grain.....farms reporting 1949.....	
number 1950.....	55	1944.....	3
Ewes.....farms reporting 1950.....	8	acres 1949.....	
1945.....	11	1944.....	3
number 1950.....	43	bushels 1949.....	
1945.....	8,304	1944.....	154
Yearling ewes.....farms reporting 1950...	3	acres 1949.....	1
number 1950.....	6	tons..green weight 1949.....	3
Older ewes.....farms reporting 1950...	7	or dry fodder.....farms reporting 1949.....	50
number 1950.....	37	acres 1949.....	
Rams and wethers.....farms reporting 1950...	5		
number 1950.....	12	Small grains:	
Lambs born since Oct. 1, 1949.....farms reporting 1950...	5	Grains grown together and threshed	
number 1950.....	44	as a mixture.....farms reporting 1949...	22
Sheep and lambs shorn.....farms reporting 1949...	7	acres 1949.....	515
1944.....	9	bushels 1949.....	13,555
number shorn 1949.....	2,169		
Wool shorn.....pounds 1949.....	21,974	Winter wheat threshed or combined.....farms reporting 1949...	15
1944.....	96,713	acres 1944.....	7
Average date of enumeration.....1950.....	Apr. 1-Apr. 14	acres 1949.....	457
		bushels 1944.....	258
		bushels 1949.....	6,537
		1944.....	6,780
		acres 1949.....	35
		1944.....	49
		acres 1949.....	427
		1944.....	847
		bushels 1949.....	8,264
		1944.....	20,446
		Oats threshed or combined.....farms reporting 1949...	35
		1944.....	43
		acres 1949.....	517
		1944.....	523
		bushels 1949.....	17,953
		1944.....	18,256
		Oats cut for feeding unthreshed.....farms reporting 1949...	8
		1944.....	5
		acres 1949.....	54
		1944.....	67
		Barley threshed or combined.....farms reporting 1949...	48
		1944.....	51
		acres 1949.....	1,029
		1944.....	812
		bushels 1949.....	22,958
		1944.....	29,820
		Annual legumes:	
		Dry field and seed beans harvested	
		for beans.....farms reporting 1949...	
		1944 ²	
		acres 1949.....	
		1944 ²	
		100-lb. bags 1949.....	
		1944 ²	
		Dry field and seed peas, other than Austrian	
		winter peas, harvested for peas.....farms reporting 1949...	
		1944.....	
		acres 1949.....	
		1944.....	
		100-lb. bags 1949.....	
		1944.....	
		Hay crops:	
		Land from which hay was cut.....farms reporting 1949...	106
		acres 1949.....	6,144
		Alfalfa cut for hay (or for	
		dehydrating).....farms reporting 1949...	104
		1944.....	160
		acres 1949.....	4,919
		1944.....	6,902
		tons 1949.....	6,700
		1944.....	6,952
		Clover or timothy cut for hay.....farms reporting 1949...	27
		1944.....	27
		acres 1949.....	733
		1944.....	954
		tons 1949.....	920
		1944.....	1,437
		Oats, wheat, barley, rye, or other small	
		grain out for hay.....farms reporting 1949...	9
		1944.....	23
		acres 1949.....	113
		1944.....	326
		tons 1949.....	101
		1944.....	322
		Wild hay cut.....farms reporting 1949...	15
		1944.....	44
		acres 1949.....	348
		1944.....	1,046
		tons 1949.....	474
		1944.....	817

¹Ewes and ewe lambs kept for breeding.
²Does not include soybeans.

1950 CENSUS OF AGRICULTURE

FARMS, FARM CHARACTERISTICS, FARM PRODUCTS

For release February 13, 1951

BONNER, IDAHO

(82-009) Series AC50-1

This release presents figures from the 1950 Census of Agriculture, together with available comparative data from the 1945 Census of Agriculture. The figures from the 1950 Census are preliminary and are subject to revision. A similar report will be released for every county in the United States. A preliminary report, carrying State totals only, will be issued following the publication of figures for all of the counties in the State. After that, final figures for this county and for other counties in the State will be published in a State Report.

Generally, the data for both 1950 and 1945 are based upon the tabulation of reports for all farms in the county. However, the 1950 data for items followed by a star (*) represent estimates for all farms made on the basis of reports from a sample of approximately 20 percent of the farms.

Inventory items are for April 1, 1950 and January 1, 1945; and production items are for the calendar years 1949 and 1944.

Item	County total	Item	County total
FARMS, ACREAGE, AND VALUE		FARMS BY SIZE	
Farms.....number 1950...	1,185	Under 10 acres.....number 1950...	70
.....1945...	1,4051945...	126
Approximate land area.....acres 1950...	1,111,040	Under 3 acres.....number 1950...	2
.....1945...	23.11945...	33
Proportion in farms.....percent 1950...	226,504	3 to 9 acres.....number 1950...	68
Land owned by farm operators.....acres 1950...	32,7801945...	93
Land rented from others by farm operators.....acres 1950...	481	10 to 29 acres.....number 1950...	98
Land managed by farm operators.....acres 1950...	2,8941945...	140
Land rented to others by farm operators.....acres 1950...	256,871	30 to 49 acres.....number 1950...	119
Land in farms.....acres 1950...	278,1441945...	145
.....1945...	216.8	50 to 69 acres.....number 1950...	43
Average size of farm.....acres 1950...	198.01945...	60
.....1945...	9,792	70 to 99 acres.....number 1950...	163
Value of land and buildings.....average per farm, dollars 1950*	4,5121945...	200
.....1945...	378.05	100 to 139 acres.....number 1950...	119
.....average per acre, dollars 1950*	22.791945...	132
.....1945...		140 to 179 acres.....number 1950...	180
Land in farms according to use:	1945...	228
Cropland harvested.....farms reporting 1949...	1,081	180 to 219 acres.....number 1950...	55
.....1944...	1,2881945...	59
.....acres 1949...	36,464	220 to 259 acres.....number 1950...	68
.....1944...	41,5901945...	98
1 to 9 acres.....farms reporting 1949...	253	260 to 499 acres.....number 1950...	168
.....1944...	3651945...	163
10 to 19 acres.....farms reporting 1949...	224	500 to 999 acres.....number 1950...	76
.....1944...	2691945...	64
20 to 29 acres.....farms reporting 1949...	172	1,000 acres and over.....number 1950...	26
.....1944...	1811945...	30
30 to 49 acres.....farms reporting 1949...	201		
.....1944...	235	FARMS BY COLOR AND TENURE OF OPERATOR	
50 to 99 acres.....farms reporting 1949...	173	Farms by color of operator:	
.....1944...	158	White operators.....number 1950...	1,185
100 to 199 acres.....farms reporting 1949...	451945...	1,405
.....1944...	13	Nonwhite operators.....number 1950...	
200 acres and over.....farms reporting 1949...	161945...	
.....1944...	371	Farms by tenure of operator:	
Cropland used only for pasture.....farms reporting 1949...	210	Full owners.....number 1950...	992
.....1944 ¹ ...	8,0361945...	1,129
.....acres 1949...	3,253	Part owners.....number 1950...	120
.....1944 ¹ ...	2621945...	145
Cropland not harvested and not pastured.....farms reporting 1949...	6,994	Managers.....number 1950...	3
.....1944...	2,9951945...	6
.....acres 1949...	1,725	All tenants.....number 1950...	70
.....1944...	1051945...	125
Cultivated summer fallow.....farms reporting 1949...	5	Proportion of tenancy.....percent 1950...	5.9
.....1944...	51945...	8.9
1 to 49 acres.....farms reporting 1949...	172	Cash tenants.....number 1950...	23
50 to 199 acres.....farms reporting 1949...	5,2691945...	57
200 acres and over.....farms reporting 1949...	837	Share-cash tenants.....number 1950...	5
Other.....farms reporting 1949...	8231945...	6
.....acres 1949...	143,244	Share tenants and croppers.....number 1950...	10
.....1944...	153,9381945...	44
Woodland pastured.....farms reporting 1949...	272	Crop-share tenants and croppers.....number 1950...	6
.....1944...	135	Livestock-share tenants.....number 1950...	4
.....acres 1949...	37,193	Other and unspecified tenants.....number 1950...	32
.....1944...	15,0031945...	18
Other pasture (not cropland and not woodland).....farms reporting 1949...	187	Other tenants.....number 1950...	11
.....1944...	666	Unspecified tenants.....number 1950...	21
.....acres 1949...	11,105		
.....1944...	56,629	SPECIFIED FACILITIES AND EQUIPMENT*	
Other land (house lots, roads, wasteland, etc.).....farms reporting 1949...	1,112	Telephone.....farms reporting 1950...	200
.....1944...	1,3961945...	173
.....acres 1949...	13,835	Electricity.....farms reporting 1950...	1,011
.....1944...	4,7761945...	843
Irrigated land in farms.....farms reporting 1949...	34	From a power line.....farms reporting 1950...	971
.....1944...	17	Average of last monthly electric bill.....dollars 1950...	6.39
.....acres 1949...	628	Electric water pump.....farms reporting 1950...	495
.....1944...	236	Electric hot-water heater.....farms reporting 1950...	170
Land irrigated by sprinklers.....farms reporting 1949...	51	Home freezer.....farms reporting 1950...	100
.....1944...	113	Electric washing machine.....farms reporting 1950...	906
		Electric chick brooder.....farms reporting 1950...	200
		Electric power feed grinder.....farms reporting 1950...	10
		Milking machine.....farms reporting 1950...	175
		Grain combines.....farms reporting 1950...	66
	number 1950...	66
		Corn pickers.....farms reporting 1950...	
	number 1950...	
		Pick-up hay balers.....farms reporting 1950...	35
	number 1950...	35
		Upright silos.....farms reporting 1950...	5
	number 1950...	5
		Pit or trench silos.....farms reporting 1950...	6
	number 1950...	7

¹Data for 1944 not strictly comparable with those for 1949.

Item	County total	Item	County total
SPECIFIED FACILITIES AND EQUIPMENT^a—Continued		FARMS BY TYPE OF FARM—Continued	
Motortrucks..... farms reporting 1950...	641	Livestock farms other than dairy and poultry..... number 1950...	188
..... farms reporting 1945.....	548	General farms..... number 1950...	58
..... number 1950.....	703 number 1950.....	24
..... farms reporting 1945.....	589 number 1950.....	5
Tractors..... farms reporting 1950.....	586 number 1950.....	29
..... farms reporting 1945.....	353	Miscellaneous and unclassified farms..... number 1950.....	616
..... number 1950.....	718		
..... farms reporting 1945.....	380		
..... number 1950.....	602		
..... farms reporting 1945.....	40		
..... number 1950.....	40		
..... farms reporting 1945.....	71		
..... number 1950.....	71		
..... farms reporting 1945.....	735		
..... number 1950.....	916		
..... farms reporting 1945.....	870		
..... number 1950.....	994		
Farms by class of work power:			
No tractor, horses, or mules..... farms reporting 1950...	238		
No tractor and only 1 horse or mule..... farms reporting 1950...	61		
No tractor and 2 or more horses and/or mules..... farms reporting 1950...	293		
Tractor and horses and/or mules..... farms reporting 1950...	254		
Tractor and no horses or mules..... farms reporting 1950...	339		
TRADING CENTER AND ROAD^a		FARMS BY ECONOMIC CLASS	
Distance to trading center visited most frequently:		Commercial farms..... number 1950.....	598
Under 1 mile..... farms reporting 1950.....	35	Class I (Value of products sold, \$25,000 or more)..... number 1950.....	5
1 to 4 miles..... farms reporting 1950.....	341	Class II (Value of products sold, \$10,000-\$24,999)..... number 1950.....	31
5 to 9 miles..... farms reporting 1950.....	300	Class III (Value of products sold, \$5,000-\$9,999)..... number 1950.....	53
10 miles and over..... farms reporting 1950.....	455	Class IV (Value of products sold, \$2,500-\$4,999)..... number 1950.....	178
Average distance reported..... miles 1950.....	9	Class V (Value of products sold, \$1,200-\$2,499)..... number 1950.....	267
Distance over dirt or unimproved roads:		Class VI (Value of products sold, \$250-\$1,199) ¹ number 1950.....	122
0.0 to 0.2 miles..... farms reporting 1950.....	270	Other farms..... number 1950.....	587
0.3 to 0.9 miles..... farms reporting 1950.....	95	Part-time ¹ number 1950.....	288
1.0 to 4.9 miles..... farms reporting 1950.....	436	Residential (less than \$250 value of products sold)..... number 1950.....	299
5.0 miles and over..... farms reporting 1950.....	130	Abnormal ² number 1950.....
Average distance reported..... miles 1950.....	2.2		
Kind of road on which farm is located:			
Hard surface..... farms reporting 1950.....	275		
Gravel, shell, or shale..... farms reporting 1950.....	330		
Dirt or unimproved..... farms reporting 1950.....	496		
FARM LABOR^a		VALUE OF PRODUCTS SOLD, BY SOURCE	
Week preceding enumeration:		All farm products sold..... dollars 1949.....	1,850,976
Family and/or hired workers..... farms reporting 1950.....	1,001 dollars 1944.....	1,486,414
..... persons 1950.....	1,549	All crops sold..... dollars 1949.....	266,791
..... persons 1945.....	996 dollars 1944.....	196,454
Family workers, including operator..... farms reporting 1950.....	996	Field crops, other than vegetables and fruits and nuts sold..... dollars 1949.....	245,724
..... farms reporting 1945.....	996 dollars 1944.....	179,656
Operators..... farms reporting 1950.....	410	Vegetables sold..... dollars 1949.....	551
..... farms reporting 1945.....	460 dollars 1944.....	2,940
Unpaid members of operator's family..... farms reporting 1950.....	500	Fruits and nuts sold..... dollars 1949.....	6,716
..... farms reporting 1945.....	76 dollars 1944.....	11,851
Hired workers..... farms reporting 1950.....	83	Horticultural specialties sold..... dollars 1949.....	13,600
..... persons 1950.....	83 dollars 1944.....	2,007
		All livestock and livestock products sold..... dollars 1949.....	1,482,758
	 dollars 1944.....	1,201,778
		Dairy products sold..... dollars 1949.....	645,368
	 dollars 1944.....	510,641
		Poultry and poultry products sold..... dollars 1949.....	91,239
	 dollars 1944.....	138,533
		Livestock and livestock products, other than dairy and poultry, sold..... dollars 1949.....	746,153
	 dollars 1944.....	552,604
		Forest products sold..... dollars 1949.....	101,427
	 dollars 1944.....	88,182
		HORSES AND MULES	
		Horses and/or mules..... farms reporting 1950.....	605
		Horses and colts, including ponies..... farms reporting 1950.....	603
	 farms reporting 1945.....	830
	 number 1950.....	1,466
	 number 1945.....	2,146
		Mules and mule colts..... farms reporting 1950.....	12
	 farms reporting 1945.....	16
	 number 1950.....	19
	 number 1945.....	24
		CATTLE AND DAIRY PRODUCTS	
		Cattle and calves..... farms reporting 1950.....	1,034
	 farms reporting 1945.....	1,191
	 number 1950.....	17,176
	 number 1945.....	18,547
		Cows, including heifers that have calved..... farms reporting 1950.....	1,026
	 farms reporting 1945.....	1,152
	 number 1950.....	7,303
	 number 1945.....	9,363
		Milk cows..... farms reporting 1950.....	959
	 number 1950.....	4,810
		Heifers born before Jan. 1..... farms reporting 1950.....	747
	 number 1950.....	3,795
		Steers and bulls born before Jan. 1..... farms reporting 1950.....	617
	 number 1950.....	2,694
		Calves born since Jan. 1..... farms reporting 1950.....	672
	 number 1950.....	2,782
		Whole milk sold..... farms reporting 1949.....	244
	 farms reporting 1944.....	215
	 gallons 1949.....	1,335,131
	 gallons 1944.....	795,736
		Cream sold..... farms reporting 1949.....	466,792
	 farms reporting 1944.....	494
	 pounds of butterfat 1949.....	785
	 pounds of butterfat 1944.....	295,716
	 dollars 1949.....	576,880
	 dollars 1944.....	178,343
		Butter, buttermilk, skim milk, and cheese sold..... farms reporting 1949.....	2
	 dollars 1949.....	231
		HOGS	
		Hogs and pigs..... farms reporting 1950.....	261
	 farms reporting 1945.....	408
	 number 1950.....	1,159
	 number 1945.....	1,422
		4 months old and over..... farms reporting 1950.....	210
	 farms reporting 1945.....	590
		Less than 4 months old..... farms reporting 1950.....	86
	 farms reporting 1945.....	569
		Sows and gilts for spring farrowing..... farms reporting 1950.....	82
	 farms reporting 1945.....	131
	 number 1950.....	134
	 number 1945.....	177

¹Part-time farms include those with value of products sold of \$250-\$1,199 and operator either reporting 100 days or more of off-farm work or reporting other income exceeding value of agricultural products sold.
²Public and private institutional farms, community projects, etc.
³Cows and heifers 2 years old and over.

Item	County total	Item	County total
SHEEP AND WOOL		SPECIFIED CROPS HARVESTED	
Sheep and lambs.....farms reporting 1950...	39	Corn:	
1945.....	51	Corn for all purposes.....farms reporting 1949...	2
number 1950.....	1,076	1944.....	4
1945.....	1,370	acres 1949.....	3
1944.....	38	1944.....	75
Sheep and lambs born before Oct. 1, 1949.....farms reporting 1950...	38	Harvested for grain.....farms reporting 1949...	1
number 1950.....	723	1944.....	2
Ewes.....farms reporting 1950.....	36	acres 1949.....	1
1945.....	39	1944.....	71
number 1950.....	679	bushels 1949.....	40
1945.....	1,082	1944.....	2,020
Yearling ewes.....farms reporting 1950.....	27	Cut for silage.....farms reporting 1949...	1
number 1950.....	215	acres 1949.....	2
Older ewes.....farms reporting 1950.....	27	number 1950.....	20
number 1950.....	464	tons, green weight 1949.....	
Rams and wethers.....farms reporting 1950.....	21	Hogged or grazed, or cut for green	
number 1950.....	4..	or dry fodder.....farms reporting 1949...	
Lambs born since Oct. 1, 1949.....farms reporting 1950...	24	acres 1949.....	
number 1950.....	155	Small grains:	
Sheep and lambs shorn.....farms reporting 1949...	28	Grains grown together and threshed	
number shorn 1949.....	37	as a mixture.....farms reporting 1949...	33
Wool shorn.....pounds 1949.....	6,366	acres 1949.....	297
1944.....	7,665	bushels 1949.....	9,532
Average date of enumeration.....1950.....	Apr. 1 - Apr. 28	Winter wheat threshed or combined.....farms reporting 1949...	144
POULTRY AND POULTRY PRODUCTS		1944.....	81
Chickens, 4 months old and over, on hand.....farms reporting 1950...	794	acres 1949.....	1,658
1945.....	1,120	1944.....	777
number 1950.....	29,305	bushels 1949.....	28,027
1945.....	49,716	1944.....	17,982
Chickens sold.....farms reporting 1949...	184	Spring wheat threshed or combined.....farms reporting 1949...	129
number 1949.....	17,318	1944.....	100
dollars 1949.....	21,438	acres 1949.....	778
Chicken eggs sold.....farms reporting 1949...	402	1944.....	730
dozens 1949.....	139,333	bushels 1949.....	14,836
dollars 1949.....	67,305	1944.....	15,377
Turkeys, 4 months old and over, on hand.....farms reporting 1950...	10	Oats threshed or combined.....farms reporting 1949...	291
number 1950.....	59	1944.....	245
Turkeys raised.....farms reporting 1949...	25	acres 1949.....	3,516
1944.....	18	1944.....	2,946
number 1949.....	533	bushels 1949.....	112,846
1944.....	508	1944.....	113,692
ANIMALS SOLD ALIVE		Oats cut for feeding unthreshed.....farms reporting 1949...	32
Cattle, hogs, sheep, horses, or mules		1944.....	175
sold alive.....farms reporting 1949...	806	acres 1949.....	176
dollars 1949.....	718,978	1944.....	1,326
Cattle and/or calves sold alive.....farms reporting 1949...	765	Barley threshed or combined.....farms reporting 1949...	148
number 1949.....	917	1944.....	90
1944.....	6,481	acres 1949.....	1,498
Cattle sold alive, excluding calves.....farms reporting 1949...	607	1944.....	695
number 1949.....	4,017	bushels 1949.....	34,848
dollars 1949.....	514,679	1944.....	21,319
Calves sold alive.....farms reporting 1949...	519	Annual legumes:	
dollars 1949.....	138,427	Dry field and seed beans harvested	
Hogs and pigs sold alive.....farms reporting 1949...	183	for beans.....farms reporting 1949...	
1944.....	388	1944 ²	1
number 1949.....	1,745	acres 1949.....	1
1944.....	3,511	100-lb. bags 1949.....	4
dollars 1949.....	47,835	1944 ²	
Sheep and lambs sold alive.....farms reporting 1949...	26	Dry field and seed peas, other than Austrian	
number 1949.....	37	winter peas, harvested for peas.....farms reporting 1949...	
1944.....	801	1944.....	10
dollars 1949.....	13,424	acres 1949.....	80
Horses and mules sold alive.....farms reporting 1949...	62	100-lb. bags 1949.....	371
number 1949.....	152	1944.....	
dollars 1949.....	4,613	Hay crops:	
FARM SLAUGHTER		Land from which hay was cut.....farms reporting 1949...	1,022
Any cattle, hogs, or sheep butchered.....farms reporting 1949...	645	acres 1949.....	28,140
Cattle and/or calves butchered.....farms reporting 1949...	408	Alfalfa cut for hay (or for	
number 1949.....	582	dehydrating).....farms reporting 1949...	368
Cattle butchered, excluding calves.....farms reporting 1949...	166	1944.....	376
1944.....	207	acres 1949.....	4,942
number 1949.....	220	1944.....	4,812
1944.....	356	tons 1949.....	8,289
Calves butchered.....farms reporting 1949...	258	1944.....	5,651
1944.....	333	Clover or timothy cut for hay.....farms reporting 1949...	721
number 1949.....	362	1944.....	466
1944.....	672	acres 1949.....	15,653
Hogs and pigs butchered.....farms reporting 1949...	453	1944.....	10,162
1944.....	712	tons 1949.....	21,364
number 1949.....	794	1944.....	12,567
1944.....	1,205	Oats, wheat, barley, rye, or other small	
Sheep and lambs butchered.....farms reporting 1949...	14	grain cut for hay.....farms reporting 1949...	112
number 1949.....	25	1944.....	279
Meat, lard, hides, and other products sold		acres 1949.....	851
from animals butchered.....farms reporting 1949...	157	1944.....	2,635
dollars 1949.....	17,975	tons 1949.....	1,082
		1944.....	3,612
		Wild hay cut.....farms reporting 1949...	118
		1944.....	132
		acres 1949.....	4,463
		1944.....	3,865
		tons 1949.....	4,084
		1944.....	3,785

¹Ewes and ewe lambs kept for breeding.
²Does not include soybeans.

Item	County total	Item	County total
SPECIFIED CROPS HARVESTED—Continued		SPECIFIED CROPS HARVESTED—Continued	
Hay crops—Continued		Vegetables harvested for sale—Continued	
Other hay cut.....farms reporting 1949...	121	Tomatoes.....farms reporting 1949...	(*)
acres 1949...	2,373	acres 1949...	(*)
1944...	12,285	1944...	
tons 1949...	2,511	Watermelons.....farms reporting 1949...	
1944...	13,077	acres 1949...	
Field crops (other):		Other vegetables.....acres 1949...	
Alfalfa seed harvested.....farms reporting 1949...		Berries and other small fruit harvested for sale:	
1944...		Strawberries.....farms reporting 1949...	
acres 1949...		acres 1949...	
1944...		quarts 1949...	12,7
pounds 1949...		Raspberries (tame).....farms reporting 1949...	
1944...		acres 1949...	
Red clover seed harvested.....farms reporting 1949...	25	quarts 1949...	3,3
1944...	6	Tree fruits, nuts, and grapes:	
acres 1949...	255	Land in bearing and nonbearing fruit orchards, groves,	
1944...	62	vineyards, and planted nut trees.....farms reporting 1950...	
pounds 1949...	11,425	1945...	
1944...	10,800	acres 1950 ² ...	
Alsike clover seed harvested.....farms reporting 1949...	4	1945...	
acres 1949...	13	Apples.....farms reporting 1950...	
pounds 1949...	1,840	1945...	
Austrian winter peas, including Dixie Wonder,		trees of all ages..number 1950...	5,8
harvested.....farms reporting 1949...		1945...	10,0
acres 1949...		trees not of bearing age..number 1950...	1,2
pounds 1949...		trees of bearing age..number 1950...	4,5
Irish potatoes harvested for home use or for		quantity harvested..bushels 1949...	4,5
sale.....farms reporting 1949...	322	1944...	13,5
1944...	654	Peaches.....farms reporting 1950...	
acres 1949 ¹ ...	245	1945...	
1944...	507	trees of all ages..number 1950...	18
100-lb. bags 1949...	26,485	1945...	18
1944...	43,770	trees not of bearing age..number 1950...	15
Popcorn harvested.....farms reporting 1949...		trees of bearing age..number 1950...	2
acres 1949...		quantity harvested..bushels 1949...	1
100 lb. ear corn 1949...		1944...	
Sugar beets harvested for sugar.....farms reporting 1949...		Pears.....farms reporting 1950...	25
1944...		1945...	47
acres 1949...		trees of all ages..number 1950...	74
1944...		1945...	1,4
tons 1949...		trees not of bearing age..number 1950...	14
1944...		trees of bearing age..number 1950...	52
Root and grain crops hogged or grazed,		quantity harvested..bushels 1949...	55
other than corn.....farms reporting 1949...	3	1944...	2,4
acres 1949...	6	Sour cherries.....farms reporting 1950...	23
Vegetables harvested for home use (other than		trees of all ages..number 1950...	57
Irish and sweet potatoes).....farms reporting 1949...	767	trees not of bearing age..number 1950...	17
1944...	1,123	trees of bearing age..number 1950...	37
Vegetables harvested for sale.....farms reporting 1949...	13	quantity harvested..pounds 1949...	4,47
1944...	57	Sweet cherries.....farms reporting 1950...	21
acres 1949...	4	trees of all ages..number 1950...	64
1944...	25	trees not of bearing age..number 1950...	23
sold dollars 1949...	551	trees of bearing age..number 1950...	45
1944...	2,940	quantity harvested..pounds 1949...	9,3
Green beans (snap, string, or wax).....farms reporting 1949...	3	Plums and prunes.....farms reporting 1950...	34
1944...	2	1945...	45
acres 1949...	(*)	trees of all ages..number 1950...	1,48
1944...	(*)	1945...	2,17
Cabbage.....farms reporting 1949...	3	trees not of bearing age..number 1950...	48
1944...	2	trees of bearing age..number 1950...	1,04
acres 1949...	1	quantity harvested..bushels 1949...	95
1944...	(*)	1944...	1,04
Cantaloups and muskmelons.....farms reporting 1949...		Apricots.....farms reporting 1950...	2
acres 1949...		1945...	11
Carrots.....farms reporting 1949...	2	trees of all ages..number 1950...	51
acres 1949...	(*)	1945...	7
Sweet corn.....farms reporting 1949...	7	trees not of bearing age..number 1950...	4
1944...	11	trees of bearing age..number 1950...	1
acres 1949...	2	quantity harvested..pounds 1949...	10
1944...	8	1944...	11
Lettuce and romaine.....farms reporting 1949...		Grapes.....farms reporting 1950...	54
acres 1949...		1945...	4
Dry onions.....farms reporting 1949...		vines of all ages..number 1950...	58
acres 1949...		1945...	93
Green peas.....farms reporting 1949...	1	vines not of bearing age..number 1950...	13
1944...	4	vines of bearing age..number 1950...	49
acres 1949...	(*)	quantity harvested..pounds 1949...	4,78
1944...	1	1944...	11,0

¹For 1949, does not include acres for farms with less than 10 bags harvested.

²For 1950, does not include acres for farms reporting less than 1/2 acre.

*Less than 1 acre.

1950 CENSUS OF AGRICULTURE

FARMS, FARM CHARACTERISTICS, FARM PRODUCTS

For release February 26, 1951

BONNEVILLE, IDAHO

(82-010) Series AC50-1

This release presents figures from the 1950 Census of Agriculture, together with available comparative data from the 1945 Census of Agriculture. The figures from the 1950 Census are preliminary and are subject to revision. A similar report will be released for every county in the United States. A preliminary report, carrying State totals only, will be issued following the publication of figures for all of the counties in the State. After that, final figures for this county and for other counties in the State will be published in a State Report.

Generally, the data for both 1950 and 1945 are based upon the tabulation of reports for all farms in the county. However, the 1950 data for items followed by a star (*) represent estimates for all farms made on the basis of reports from a sample of approximately 20 percent of the farms.

Inventory items are for April 1, 1950 and January 1, 1945; and production items are for the calendar years 1949 and 1944.

Item	County total	Item	County total
FARMS, ACREAGE, AND VALUE		FARMS BY SIZE	
Farms.....number	1950... 1,538 1945... 1,512	Under 10 acres.....number	1950... 90 1945... 80
Approximate land area.....acres	1950... 1,181,440 1945... 43.8	Under 3 acres.....number	1950... 15 1945... 11
Proportion in farms.....percent	1950... 43.8 1945... 201,878	3 to 9 acres.....number	1950... 75 1945... 69
Land owned by farm operators.....acres	1950... 331,385 1945... 16,314	10 to 29 acres.....number	1950... 72 1945... 64
Land rented from others by farm operators.....acres	1950... 201,878 1945... 32,302	30 to 49 acres.....number	1950... 114 1945... 134
Land managed by farm operators.....acres	1950... 16,314 1945... 517,275	50 to 69 acres.....number	1950... 128 1945... 116
Land rented to others by farm operators.....acres	1950... 32,302 1945... 478,874	70 to 99 acres.....number	1950... 450 1945... 427
Land in farms.....acres	1950... 517,275 1945... 478,874	100 to 139 acres.....number	1950... 193 1945... 181
Average size of farm.....acres	1950... 336.3 1945... 316.7	140 to 179 acres.....number	1950... 131 1945... 155
Value of land and buildings.....average per farm, dollars	1950*... 30,747 1945... 16,195	180 to 219 acres.....number	1950... 45 1945... 40
average per acre, dollars	1950*... 83.38 1945... 51.13	220 to 259 acres.....number	1950... 55 1945... 50
Land in farms according to use:		260 to 499 acres.....number	1950... 96 1945... 100
Cropland harvested.....farms reporting	1949... 1,443 1944... 1,417	500 to 999 acres.....number	1950... 69 1945... 61
acres	1949... 191,561 1944... 168,984	1,000 acres and over.....number	1950... 95 1945... 104
1 to 9 acres.....farms reporting	1949... 52 1944... 54		
10 to 19 acres.....farms reporting	1949... 46 1944... 44	FARMS BY COLOR AND TENURE OF OPERATOR	
20 to 29 acres.....farms reporting	1949... 60 1944... 61	Farms by color of operator:	
30 to 49 acres.....farms reporting	1949... 186 1944... 223	White operators.....number	1950... 1,502 1945... 1,475
50 to 99 acres.....farms reporting	1949... 665 1944... 612	Nonwhite operators.....number	1950... 36 1945... 37
100 to 199 acres.....farms reporting	1949... 259 1944... 273	Farms by tenure of operator:	
200 acres and over.....farms reporting	1949... 175 1944... 150	Full owners.....number	1950... 848 1945... 821
Cropland used only for pasture.....farms reporting	1949... 708 1944... 750	Part owners.....number	1950... 220 1945... 231
acres	1949... 9,505 1944... 15,572	Managers.....number	1950... 9 1945... 7
Cropland not harvested and not pastured..farms reporting	1949... 347 1944... 91,680	All tenants.....number	1950... 461 1945... 453
acres	1949... 91,680 1944... 80,118	Proportion of tenancy.....percent	1950... 30.0 1945... 30.0
Cultivated summer fallow.....farms reporting	1949... 270 1944... 83,112	Cash tenants.....number	1950... 34 1945... 29
1 to 49 acres.....farms reporting	1949... 109 1944... 70	Share-cash tenants.....number	1950... 24 1945... 3
50 to 199 acres.....farms reporting	1949... 70 1944... 80,118	Share tenants and croppers.....number	1950... 362 1945... 363
200 acres and over.....farms reporting	1949... 91 1944... 101	Crop-share tenants and croppers.....number	1950... 29 1945... 29
Other.....farms reporting	1949... 8,568 1944... 71	Livestock-share tenants.....number	1950... 41 1945... 58
acres	1949... 8,568 1944... 69	Other and unspecified tenants.....number	1950... 8 1945... 33
Woodland pastured.....farms reporting	1949... 22,070 1944... 13,335		
acres	1949... 22,070 1944... 13,335	SPECIFIED FACILITIES AND EQUIPMENT*	
Woodland not pastured.....farms reporting	1949... 27 1944... 18	Telephone.....farms reporting	1950... 1,059 1945... 859
acres	1949... 4,142 1944... 1,949	Electricity.....farms reporting	1950... 1,470 1945... 1,304
Other pasture (not cropland and not woodland).....farms reporting	1949... 522 1944... 584	From a power line.....farms reporting	1950... 1,458 1945... 896
acres	1949... 149,860 1944... 160,122	Average of last monthly electric bill.....dollars	1950... 1,147 1945... 757
Other land (house lots, roads, wasteland, etc.).....farms reporting	1949... 1,469 1944... 1,431	Electric water pump.....farms reporting	1950... 291 1945... 284
acres	1949... 48,457 1944... 38,794	Home freezer.....farms reporting	1950... 1,384 1945... 435
Irrigated land in farms.....farms reporting	1949... 1,339 1944... 1,263	Electric washing machine.....farms reporting	1950... 47 1945... 353
acres	1949... 108,509 1944... 98,218	Electric chick brooder.....farms reporting	1950... 350 1945... 418
Land irrigated by sprinklers.....farms reporting	1949... 6 1944... 212	Electric power feed grinder.....farms reporting	1950... 5 1945... 5
acres	1949... 212 1944... 115	Milking machine.....farms reporting	1950... 1 1945... 1
		Grain combines.....farms reporting	1950... 418 1945... 350
FARM OPERATORS		Corn pickers.....farms reporting	1950... 95 1945... 95
Residing on farm operated.....operators reporting	1950... 1,387 1945... 1,370	Pick-up hay balers.....farms reporting	1950... 5 1945... 5
Not residing on farm operated.....operators reporting	1950... 138 1945... 120	Upright silos.....farms reporting	1950... 5 1945... 5
With other income of family exceeding value of agricultural products sold.....operators reporting	1949... 218 1945... 601	Pit or trench silos.....farms reporting	1950... 1 1945... 1
Working off their farm, total.....operators reporting	1949... 314 1944... 241		
100 days or more.....operators reporting	1949... 241 1944... 115		

*Data for 1944 not strictly comparable with those for 1949.

Item	County total	Item	County total
SPECIFIED FACILITIES AND EQUIPMENT*—Continued		FARMS BY TYPE OF FARM—Continued	
Motortrucks.....farms reporting 1950...	906	Livestock farms other than dairy and poultry.....number 1950...	122
.....1945.....	642	General farms.....number 1950...	434
.....number 1950...	1,197Primarily crop.....number 1950...	122
.....1945.....	773Primarily livestock.....number 1950...	3
Tractors.....farms reporting 1950...	1,299Crop and livestock.....number 1950...	25
.....1945.....	886	Miscellaneous and unclassified farms.....number 1950...	14
.....number 1950...	1,853		
.....1945.....	1,030		
Wheel tractors other than garden.....farms reporting 1950...	1,181	FARMS BY ECONOMIC CLASS	
.....number 1950...	1,541	Commercial farms.....number 1950...	1,39
Garden tractors.....farms reporting 1950...	17	Class I (Value of products sold, \$25,000 or more).....number 1950...	8
.....number 1950...	17	Class II (Value of products sold, \$10,000-\$24,999).....number 1950...	29
Crawler tractors.....farms reporting 1950...	219	Class III (Value of products sold, \$5,000-\$9,999).....number 1950...	56
.....number 1950...	295	Class IV (Value of products sold, \$2,500-\$4,999).....number 1950...	24
Automobiles.....farms reporting 1950...	1,397	Class V (Value of products sold, \$1,200-\$2,499).....number 1950...	11
.....1945.....	1,285	Class VI (Value of products sold, \$250-\$1,199) ¹number 1950...	2
.....number 1950...	1,740	Other farms.....number 1950...	14
.....1945.....	1,565	Part-time ²number 1950...	9
Farms by class of work power:		Residential (Less than \$250 value of products sold).....number 1950...	45
No tractor, horses, or mules.....farms reporting 1950...	168	Abnormal ³number 1950...	1
No tractor and only 1 horse or mule.....farms reporting 1950...	24		
No tractor and 2 or more horses and/or mules.....farms reporting 1950...	76	VALUE OF PRODUCTS SOLD, BY SOURCE	
Tractor and horses and/or mules.....farms reporting 1950...	766	All farm products sold.....dollars 1949...	13,467,265
Tractor and no horses or mules.....farms reporting 1950...	5041944.....	10,944,300
		All crops sold.....dollars 1949...	8,913,011
TRADING CENTER AND ROAD*	1944.....	7,442,415
Distance to trading center visited most frequently:		Field crops, other than vegetables and fruits and nuts sold.....dollars 1949...	8,893,582
Under 1 mile.....farms reporting 1950...	301944.....	7,409,002
1 to 4 miles.....farms reporting 1950...	427	Vegetables sold.....dollars 1949...	10
5 to 9 miles.....farms reporting 1950...	6881944.....	28
10 miles and over.....farms reporting 1950...	385	Fruits and nuts sold.....dollars 1949...	11,119
Average distance reported.....miles 1950...	91944.....	11,998
Distance over dirt or unimproved roads:		Horticultural specialties sold.....dollars 1949...	8,161
0.0 to 0.2 miles.....farms reporting 1950...	6181944.....	21,118
0.3 to 0.9 miles.....farms reporting 1950...	223	All livestock and livestock products sold.....dollars 1949...	4,552,488
1.0 to 4.9 miles.....farms reporting 1950...	5121944.....	3,501,473
5.0 miles and over.....farms reporting 1950...	111	Dairy products sold.....dollars 1949...	908,131
Average distance reported.....miles 1950...	1.71944.....	804,522
Kind of road on which farm is located:		Poultry and poultry products sold.....dollars 1949...	194,005
Hard surface.....farms reporting 1950...	5031944.....	295,544
Gravel, shell, or shale.....farms reporting 1950...	631	Livestock and livestock products, other than dairy and poultry, sold.....dollars 1949...	3,450,329
Dirt or unimproved.....farms reporting 1950...	3651944.....	2,401,361
		Forest products sold.....dollars 1949...	1,753
FARM LABOR*	1944.....	53
Week preceding enumeration:		HORSES AND MULES	
Family and/or hired workers.....farms reporting 1950...	1,389	Horses and/or mules.....farms reporting 1950...	91
.....persons 1950...	2,540	Horses and colts, including ponies.....farms reporting 1950...	95
Family workers, including operator.....farms reporting 1950...	1,3701945.....	1,179
Operators.....persons 1950...	1,336number 1950...	3,131
Unpaid members of operator's family.....farms reporting 1950...	4521945.....	5,634
.....persons 1950...	678	Mules and mule colts.....farms reporting 1950...	12
Hired workers.....farms reporting 1950...	2991945.....	13
.....persons 1950...	526number 1950...	2
	1945.....	51
SPECIFIED FARM EXPENDITURES*		CATTLE AND DAIRY PRODUCTS	
Specified farm expenditures.....farms reporting 1949...	1,501	Cattle and calves.....farms reporting 1950...	1,28
Machine hire and/or hired labor.....farms reporting 1949...	1,4061945.....	1,31
Machine hire.....farms reporting 1949...	1,136number 1950...	28,291
.....dollars 1949...	320,8651945.....	26,331
Hired labor.....farms reporting 1949...	1,321	Cows, including heifers that have calved.....farms reporting 1950...	1,24
.....dollars 1949...	1,851,9691945 ³	1,27
Feed for livestock and poultry.....farms reporting 1949...	1,141number 1950...	1,24
.....dollars 1949...	751,9871945 ³	12,091
Livestock and poultry purchased.....farms reporting 1949...	1,036	Milk cows.....farms reporting 1950...	1,20
.....dollars 1949...	1,366,779number 1950...	6,522
Seeds, bulbs, plants, and trees purchased.....farms reporting 1949...	1,132	Heifers born before Jan. 1.....farms reporting 1950...	6,281
.....dollars 1949...	506,017number 1950...	6,041
Gasoline and other petroleum fuel and oil.....farms reporting 1949...	1,389	Steers and bulls born before Jan. 1.....farms reporting 1950...	87
.....dollars 1949...	744,885number 1950...	6,393
Tractor repairs.....farms reporting 1949...	1,179	Calves born since Jan. 1.....farms reporting 1950...	866
.....dollars 1949...	279,308number 1950...	3,993
Other farm machinery repairs.....farms reporting 1949...	1,2521949.....	814
.....dollars 1949...	345,1081944.....	790
FARMS BY TOTAL VALUE OF PRODUCTS SOLD		gallons 1949...	3,111,863
No sales.....number 1950...	28dollars 1949...	3,452,695
\$1 to \$249.....number 1950...	201944.....	842,997
\$250 to \$399.....number 1950...	28	Cream sold.....farms reporting 1949...	151
\$400 to \$599.....number 1950...	281944.....	29
\$600 to \$999.....number 1950...	46	pounds of butterfat 1949...	90,102
\$1,000 to \$1,499.....number 1950...	551944.....	137,631
\$1,500 to \$2,499.....number 1950...	75dollars 1949...	57,413
\$2,500 to \$3,999.....number 1950...	199	Butter, buttermilk, skim milk, and cheese sold.....farms reporting 1949...	6
\$4,000 to \$5,999.....number 1950...	300dollars 1949...	7,741
\$6,000 to \$9,999.....number 1950...	384		
\$10,000 and over.....number 1950...	375	HOGS	
FARMS BY TYPE OF FARM		Hogs and pigs.....farms reporting 1950...	611
Field-crop farms other than vegetable and fruit-and-nut.....number 1950...	7661945.....	899
Cash-grain.....number 1950...	170number 1950...	6,988
Cotton.....number 1950...1945.....	12,785
Other field-crop.....number 1950...	596	4 months old and over.....farms reporting 1950...	576
Vegetable farms.....number 1950...number 1950...	4,022
Fruit-and-nut farms.....number 1950...	5	Less than 4 months old.....farms reporting 1950...	156
Dairy farms.....number 1950...	79number 1950...	2,964
Poultry farms.....number 1950...	10	Sows and gilts for spring farrowing.....farms reporting 1950...	418
	1945.....	659
	number 1950...	1,698
	1945.....	2,906

¹Part-time farms include those with value of products sold of \$250-\$1,199 and operator either reporting 100 days or more of off-farm work or reporting other income exceeding value of agricultural products sold.
²Public and private institutional farms, community projects, etc.
³Cows and heifers 2 years old and over.

Item	County total	Item	County total
SHEEP AND WOOL		SPECIFIED CROPS HARVESTED	
Sheep and lambs.....farms reporting 1950...	322	Corn:	
1945...	361	Corn for all purposes.....farms reporting 1949...	5
number 1950...	87,035	1944...	36
1945...	87,594	acres 1949...	15
Sheep and lambs born before Oct. 1, 1949..farms reporting 1950...	278	1944...	332
number 1950...	44,562	Harvested for grain.....farms reporting 1949...	2
Ewes.....farms reporting 1950...	269	1944...	2
1945...	319	acres 1949...	98
number 1950...	43,075	1944...	98
1945...	49,020	bushels 1949...	2,940
Yearling ewes.....farms reporting 1950...	143	1944...	3
number 1950...	5,668	Cut for silage.....farms reporting 1949...	6
Older ewes.....farms reporting 1950...	251	1944...	6
number 1950...	37,407	acres 1949...	80
Rams and wethers.....farms reporting 1950...	174	tons, green weight 1949...	2
number 1950...	1,487	or dry fodder.....farms reporting 1949...	9
Lambs born since Oct. 1, 1949.....farms reporting 1950...	279	acres 1949...	
number 1950...	42,473	Small grains:	
Sheep and lambs shorn.....farms reporting 1949...	273	Grains grown together and threshed	
1944...	311	as a mixture.....farms reporting 1949...	187
number shorn 1949...	41,725	acres 1949...	1,877
Wool shorn.....pounds 1949...	404,048	bushels 1949...	87,638
1944...	461,386	Winter wheat threshed or combined.....farms reporting 1949...	189
Average date of enumeration.....1950...	Apr.1-Apr.14	1944...	112
POULTRY AND POULTRY PRODUCTS		acres 1949...	67,764
Chickens, 4 months old and over, on hand....farms reporting 1950...	963	1944...	45,083
1945...	1,145	bushels 1949...	1,045,959
number 1950...	52,011	1944...	1,123,084
1945...	78,121	1949...	1,096
Chickens sold.....farms reporting 1949...	240	Spring wheat threshed or combined.....farms reporting 1949...	1,028
number 1949...	45,734	1944...	3,826
dollars 1949...	47,632	acres 1949...	28,548
Chicken eggs sold.....farms reporting 1949...	453	1944...	1,079,873
dozens 1949...	250,355	bushels 1949...	1,039,817
dollars 1949...	102,359	1944...	
Turkeys, 4 months old and over, on hand....farms reporting 1950...	31	Oats threshed or combined.....farms reporting 1949...	565
number 1950...	170	1944...	624
Turkeys raised.....farms reporting 1949...	26	acres 1949...	5,996
1944...	37	1944...	8,172
number 1949...	7,154	bushels 1949...	285,952
1944...	21,599	1944...	423,479
ANIMALS SOLD ALIVE		Oats cut for feeding unthreshed.....farms reporting 1949...	19
Cattle, hogs, sheep, horses, or mules		1944...	30
sold alive.....farms reporting 1949...	1,166	acres 1949...	112
dollars 1949...	3,060,958	1944...	854
Cattle and/or calves sold alive.....farms reporting 1949...	964	Barley threshed or combined.....farms reporting 1949...	418
1944...	843	1944...	470
number 1949...	13,299	acres 1949...	10,199
1944...	9,564	1944...	10,489
Cattle sold alive, excluding calves....farms reporting 1949...	831	bushels 1949...	361,650
number 1949...	11,547	1944...	477,486
dollars 1949...	1,622,025	Annual legumes:	
Calves sold alive.....farms reporting 1949...	363	Dry field and seed beans harvested	
number 1949...	1,752	for beans.....farms reporting 1949...	2
dollars 1949...	141,427	1944 ²	
Hogs and pigs sold alive.....farms reporting 1949...	650	acres 1949...	105
1944...	924	1944 ²	
number 1949...	13,219	100-lb. bags 1949...	607
1944...	25,511	1944 ²	
dollars 1949...	501,558	Dry field and seed peas, other than Austrian	
Sheep and lambs sold alive.....farms reporting 1949...	265	winter peas, harvested for peas.....farms reporting 1949...	147
1944...	290	1944...	379
number 1949...	49,909	acres 1949...	2,127
1944...	68,124	1944...	5,253
dollars 1949...	780,306	100-lb. bags 1949...	31,027
Horses and mules sold alive.....farms reporting 1949...	164	1944...	99,742
number 1949...	363	Hay crops:	
dollars 1949...	15,642	Land from which hay was cut.....farms reporting 1949...	1,268
FARM SLAUGHTER		1944...	44,377
Any cattle, hogs, or sheep butchered.....farms reporting 1949...	924	Alfalfa cut for hay (or for	
Cattle and/or calves butchered.....farms reporting 1949...	587	dehydrating).....farms reporting 1949...	1,250
number 1949...	724	1944...	1,228
Cattle butchered, excluding calves....farms reporting 1949...	297	acres 1949...	39,740
1944...	345	1944...	36,100
number 1949...	342	tons 1949...	106,469
1944...	406	1944...	81,771
Calves butchered.....farms reporting 1949...	313	Clover or timothy cut for hay.....farms reporting 1949...	29
1944...	247	1944...	26
number 1949...	382	acres 1949...	1,627
1944...	325	1944...	872
Hogs and pigs butchered.....farms reporting 1949...	635	tons 1949...	2,071
1944...	796	1944...	1,149
number 1949...	1,166	Oats, wheat, barley, rye, or other small	
1944...	1,479	grain cut for hay.....farms reporting 1949...	26
Sheep and lambs butchered.....farms reporting 1949...	158	1944...	47
number 1949...	504	acres 1949...	425
Meat, lard, hides, and other products sold		1944...	846
from animals butchered.....farms reporting 1949...	92	tons 1949...	590
dollars 1949...	2,770	1944...	1,311
		Wild hay cut.....farms reporting 1949...	30
		1944...	36
		acres 1949...	2,320
		1944...	2,352
		tons 1949...	2,410
		1944...	2,709

¹Ewes and ewe lambs kept for breeding.
²Does not include soybeans.

Item	County total	Item	County total
SPECIFIED CROPS HARVESTED--Continued		SPECIFIED CROPS HARVESTED--Continued	
Hay crops--Continued		Vegetables harvested for sale--Continued	
Other hay cut.....farms reporting 1949...	13	Tomatoes.....farms reporting 1949...	(*)
			(*)
acres 1949...	520	acres 1944...	
1944...	652		
tone 1949...	600	Watermelons.....farms reporting 1949...	
1944...	1,108	acres 1949...	
Field crops (other);		Other vegetables.....acres 1949...	
Alfalfa seed harvested.....farms reporting 1949...	6		
1944...	137	Berries and other small fruit harvested for sale:	
acres 1949...	61	Strawberries.....farms reporting 1949...	18,400
1944...	6,567	acres 1949...	
pounds 1949...	7,080	quarts 1949...	
1944...		Raspberries (tame).....farms reporting 1949...	6,000
Red clover seed harvested.....farms reporting 1949...	18	acres 1949...	
1944...	12	quarts 1949...	
acres 1949...	205	Tree fruits, nuts, and grapes:	
1944...	134	Land in bearing and nonbearing fruit orchards, groves,	
pounds 1949...	49,675	vineyards, and planted nut trees.....farms reporting 1950...	1%
1944...	40,740	1945...	5%
Alsika clover seed harvested.....farms reporting 1949...	1	acres 1950 ² ...	2%
acres 1949...	20	1945...	3%
pounds 1949...	6,000	Apples.....farms reporting 1950...	37%
Austrian winter peas, including Dixie Wonder, harvested.....farms reporting 1949...		1945...	21%
acres 1949...		trees of all ages..number 1950...	3,700
pounds 1949...		1945...	4,300
Irish potatoes harvested for home use or for sale.....farms reporting 1949...	1,013	trees not of bearing age..number 1950...	710
1944...	1,059	trees of bearing age..number 1950...	3,070
acres 1949...	22,225	quantity harvested..bushels 1949...	2,600
1944...	25,300	1944...	3,725
100-lb. bags 1949...	3,078,938	Peaches.....farms reporting 1950...	1%
1944...	3,153,602	1945...	2%
Popcorn harvested.....farms reporting 1949...		trees of all ages..number 1950...	1%
acres 1949...		1945...	1%
100 lb. ear corn 1949...		trees not of bearing age..number 1950...	11%
Sugar beets harvested for sugar.....farms reporting 1949...	156	trees of bearing age..number 1950...	4%
1944...	221	quantity harvested..bushels 1949...	1%
acres 1949...	2,550	1944...	1%
1944...	3,046	Pears.....farms reporting 1950...	5%
tone 1949...	31,763	1945...	5%
1944...	35,317	trees of all ages..number 1950...	11%
Root and grain crops hogged or grazed, other than corn.....farms reporting 1949...	9	1945...	9%
acres 1949...	91	trees not of bearing age..number 1950...	7%
Vegetables harvested for home use (other than Irish and sweet potatoes).....farms reporting 1949...	854	trees of bearing age..number 1950...	46%
1944...	808	quantity harvested..bushels 1949...	9%
Vegetables harvested for sale.....farms reporting 1949...	4	Sour cherries.....farms reporting 1950...	5%
1944...	(*)	1945...	10%
acres 1949...	3	trees of all ages..number 1950...	2%
sold dollars 1949...	100	trees not of bearing age..number 1950...	1%
1944...	295	trees of bearing age..number 1950...	7%
Green beans (snap, string, or wax).....farms reporting 1949...		quantity harvested..pounds 1949...	61%
1944...		Sweet cherries.....farms reporting 1950...	2%
acres 1949...		1945...	4%
1944...		trees of all ages..number 1950...	1%
Cabbage.....farms reporting 1949...	1	trees not of bearing age..number 1950...	1%
1944...		trees of bearing age..number 1950...	1%
acres 1949...		quantity harvested..bushels 1949...	1%
1944...		1944...	1%
Carrots.....farms reporting 1949...	2	Plums and prunes.....farms reporting 1950...	11%
acres 1949...	(*)	1945...	10%
Sweet corn.....farms reporting 1949...		trees of all ages..number 1950...	46%
1944...		1945...	47%
acres 1949...		trees not of bearing age..number 1950...	8%
1944...		trees of bearing age..number 1950...	37%
Lettuce and romaine.....farms reporting 1949...		quantity harvested..bushels 1949...	16%
acres 1949...		1944...	14%
1944...		Apricots.....farms reporting 1950...	1%
Dry onions.....farms reporting 1949...		1945...	1%
acres 1949...		trees of all ages..number 1950...	3%
Green peas.....farms reporting 1949...		1945...	2%
acres 1949...		trees not of bearing age..number 1950...	2%
1944...		trees of bearing age..number 1950...	11%
		quantity harvested..pounds 1949...	94%
		1944...	6%
		Grapes.....farms reporting 1950...	12%
		1945...	2%
		vines of all ages..number 1950...	43%
		1945...	1%
		vines not of bearing age..number 1950...	24%
		vines of bearing age..number 1950...	19%
		quantity harvested..pounds 1949...	120
		1944...	1

¹For 1949, does not include acres for farms with less than 10 bags harvested.
²For 1950, does not include acres for farms reporting less than 1/2 acre.
 *Less than 1 acre.

1950 CENSUS OF AGRICULTURE

FARMS, FARM CHARACTERISTICS, FARM PRODUCTS

For release February 26, 1951

BOUNDARY, IDAHO

(82-011) Series AC50-1

This release presents figures from the 1950 Census of Agriculture, together with available comparative data from the 1945 Census of Agriculture. The figures from the 1950 Census are preliminary and are subject to revision. A similar report will be released for every county in the United States. A preliminary report, carrying State totals only, will be issued following the publication of figures for all of the counties in the State. After that, final figures for this county and for other counties in the State will be published in a State Report.

Generally, the data for both 1950 and 1945 are based upon the tabulation of reports for all farms in the county. However, the 1950 data for items followed by a star (*) represent estimates for all farms made on the basis of reports from a sample of approximately 20 percent of the farms.

Inventory items are for April 1, 1950 and January 1, 1945; and production items are for the calendar years 1949 and 1944.

Item	County total	Item	County total
FARMS, ACREAGE, AND VALUE		FARMS BY SIZE	
Farms.....number 1950...	667	Under 10 acres.....number 1950...	27
.....1945.....	5661945.....	14
Approximate land area.....acres 1950...	816,000	Under 3 acres.....number 1950...	2
.....1945.....	16.61945.....	1
Proportion in farms.....percent 1950...	115,865	3 to 9 acres.....number 1950...	25
Land owned by farm operators.....acres 1950...	20,4251945.....	13
Land rented from others by farm operators.....acres 1950...	4,042	10 to 29 acres.....number 1950...	40
Land managed by farm operators.....acres 1950...	4,6991945.....	37
Land rented to others by farm operators.....acres 1950...	135,633	30 to 49 acres.....number 1950...	69
Land in farms.....acres 1950...	112,5741945.....	56
.....1945.....	203.3	50 to 69 acres.....number 1950...	31
Average size of farm.....acres 1950...	198.91945.....	14
Value of land and buildings.....average per farm, dollars 1950*	16,185	70 to 99 acres.....number 1950...	93
.....1945.....	7,8071945.....	120
.....average per acre, dollars 1950*	85.85	100 to 139 acres.....number 1950...	81
.....1945.....	39.251945.....	79
Land in farms according to use:		140 to 179 acres.....number 1950...	97
Cropland harvested.....farms reporting 1949...	6011945.....	89
.....1944.....	521	180 to 219 acres.....number 1950...	43
.....acres 1949...	40,0921945.....	35
.....1944.....	35,287	220 to 259 acres.....number 1950...	34
1 to 9 acres.....farms reporting 1949...	1501945.....	23
.....1944.....	106	260 to 499 acres.....number 1950...	99
10 to 19 acres.....farms reporting 1949...	1211945.....	58
.....1944.....	112	500 to 999 acres.....number 1950...	40
20 to 29 acres.....farms reporting 1949...	801945.....	26
.....1944.....	69	1,000 acres and over.....number 1950...	13
30 to 49 acres.....farms reporting 1949...	1001945.....	15
.....1944.....	73		
50 to 99 acres.....farms reporting 1949...	68	FARMS BY COLOR AND TENURE OF OPERATOR	
.....1944.....	95	Farms by color of operator:	
100 to 199 acres.....farms reporting 1949...	48	White operators.....number 1950...	663
.....1944.....	341945.....	565
200 acres and over.....farms reporting 1949...	34	Nonwhite operators.....number 1950...	4
.....1944.....	321945.....	1
Cropland used only for pasture.....farms reporting 1949...	290	Farms by tenure of operator:	
.....1944 ¹	148	Full owners.....number 1950...	540
.....acres 1949...	5,3071945.....	453
.....1944 ¹	3,212	Part owners.....number 1950...	85
Cropland not harvested and not pastured..farms reporting 1949...	2211945.....	57
.....acres 1949...	4,891	Managers.....number 1950...	3
.....1944.....	5,8051945.....	4
Cultivated summer fallow.....farms reporting 1949...	81	All tenants.....number 1950...	39
.....acres 1949...	1,4051945.....	52
1 to 49 acres.....farms reporting 1949...	76	Proportion of tenancy.....percent 1950...	5.8
50 to 199 acres.....farms reporting 1949...	41945.....	9.2
200 acres and over.....farms reporting 1949...	1	Cash tenants.....number 1950...	12
Other.....farms reporting 1949...	1711945.....	30
.....acres 1949...	3,486	Share-cash tenants.....number 1950...	2
Woodland pastured.....farms reporting 1949...	4001945.....	4
.....1944.....	358	Share tenants and croppers.....number 1950...	15
.....acres 1949...	38,5381945.....	14
.....1944.....	40,079	Crop-share tenants and croppers.....number 1950...	11
Woodland not pastured.....farms reporting 1949...	326	Livestock-share tenants.....number 1950...	4
.....1944.....	120	Other and unspecified tenants.....number 1950...	10
.....acres 1949...	37,2331945.....	4
.....1944.....	15,080	Other tenants.....number 1950...	6
Other pasture (not cropland and not woodland).....farms reporting 1949...	101	Unspecified tenants.....number 1950...	4
.....1944 ¹	131		
.....acres 1949...	3,161	SPECIFIED FACILITIES AND EQUIPMENT*	
.....1944 ¹	10,372	Telephone.....farms reporting 1950...	144
Other land (house lots, roads, wasteland, etc.).....farms reporting 1949...	6411945.....	100
.....1944.....	551	Electricity.....farms reporting 1950...	586
.....acres 1949...	6,4111945.....	361
.....1944.....	2,739	From a power line.....farms reporting 1950...	576
Irrigated land in farms.....farms reporting 1949...	10	Average of last monthly electric bill.....dollars 1950...	6.62
.....1944.....	3	Electric water pump.....farms reporting 1950...	234
.....acres 1949...	422	Electric hot-water heater.....farms reporting 1950...	114
.....1944.....	12	Home freezer.....farms reporting 1950...	53
Land irrigated by sprinklers.....farms reporting 1949...	2	Electric washing machine.....farms reporting 1950...	525
.....acres 1949...	26	Electric chick brooder.....farms reporting 1950...	101
		Electric power feed grinder.....farms reporting 1950...	16
FARM OPERATORS		Milking machine.....farms reporting 1950...	115
Residing on farm operated.....operators reporting 1950...	603	Grain combines.....farms reporting 1950...	86
.....1945.....	518number 1950...	116
Not residing on farm operated.....operators reporting 1950...	50	Corn pickers.....farms reporting 1950...
.....1945.....	48number 1950...
With other income of family exceeding value of agricultural products sold.....operators reporting 1949...	326	Pick-up hay balers.....farms reporting 1950...	31
Working off their farm, total.....operators reporting 1949...	429number 1950...	31
.....1944.....	270	Upright silos.....farms reporting 1950...	15
.....1945.....	274number 1950...	15
.....1944.....	189	Pit or trench silos.....farms reporting 1950...	20
	number 1950...	20

¹Data for 1944 not strictly comparable with those for 1949.

Item	County total	Item	County total
SPECIFIED FACILITIES AND EQUIPMENT*--Continued		FARMS BY TYPE OF FARM--Continued	
Motor trucks.....farms reporting 1950...	392	Livestock farms other than dairy and poultry.....number 1950...	57
.....1945.....	264	General farms.....number 1950...	82
.....number 1950.....	524number 1950.....	36
.....1945.....	300number 1950.....	31
Tractors.....farms reporting 1950.....	377number 1950.....	15
.....1945.....	225	Miscellaneous and unclassified farms.....number 1950...	325
.....number 1950.....	459		
.....1945.....	273		
Wheel tractors other than garden.....farms reporting 1950...	319		
.....number 1950.....	355		
.....1945.....	16		
Garden tractors.....farms reporting 1950...	77		
.....number 1950.....	16		
.....1945.....	68		
Crawler tractors.....farms reporting 1950...	88		
.....number 1950.....	349		
.....1945.....	355		
Automobiles.....farms reporting 1950...	349		
.....number 1950.....	416		
.....1945.....	378		
Farms by class of work power:			
No tractor, horses, or mules.....farms reporting 1950...	158		
No tractor and only 1 horse or mule.....farms reporting 1950...	29		
No tractor and 2 or more horses and/or mules.....farms reporting 1950...	108		
Tractor and horses and/or mules.....farms reporting 1950...	161		
Tractor and no horses or mules.....farms reporting 1950...	211		
TRADING CENTER AND ROAD*			
Distance to trading center visited most frequently:			
Under 1 mile.....farms reporting 1950...	45		
1 to 4 miles.....farms reporting 1950...	152		
5 to 9 miles.....farms reporting 1950...	211		
10 miles and over.....farms reporting 1950...	244		
Average distance reported.....miles 1950...	10		
Distance over dirt or unimproved roads:			
0.0 to 0.2 miles.....farms reporting 1950...	270		
0.3 to 0.9 miles.....farms reporting 1950...	75		
1.0 to 4.9 miles.....farms reporting 1950...	172		
5.0 miles and over.....farms reporting 1950...	92		
Average distance reported.....miles 1950...	1.9		
Kind of road on which farm is located:			
Hard surface.....farms reporting 1950...	211		
Gravel, shell, or shale.....farms reporting 1950...	147		
Dirt or unimproved.....farms reporting 1950...	284		
FARM LABOR*			
Week preceding enumeration:			
Family and/or hired workers.....farms reporting 1950...	546		
.....persons 1950.....	848		
Family workers, including operator.....farms reporting 1950...	545		
.....persons 1950.....	525		
Unpaid members of operator's family.....farms reporting 1950...	215		
.....persons 1950.....	270		
Hired workers.....farms reporting 1950...	44		
.....persons 1950.....	53		
SPECIFIED FARM EXPENDITURES*			
Specified farm expenditures.....farms reporting 1949...	602		
Machine hire and/or hired labor.....farms reporting 1949...	467		
Machine hire.....farms reporting 1949...	383		
.....dollars 1949.....	108,710		
Hired labor.....farms reporting 1949...	262		
.....dollars 1949.....	178,610		
Feed for livestock and poultry.....farms reporting 1949...	473		
.....dollars 1949.....	220,338		
Livestock and poultry purchased.....farms reporting 1949...	359		
.....dollars 1949.....	151,088		
Seeds, bulbs, plants, and trees purchased.....farms reporting 1949...	419		
.....dollars 1949.....	103,483		
Gasoline and other petroleum fuel and oil.....farms reporting 1949...	465		
.....dollars 1949.....	151,148		
Tractor repairs.....farms reporting 1949...	240		
.....dollars 1949.....	58,919		
Other farm machinery repairs.....farms reporting 1949...	305		
.....dollars 1949.....	63,066		
FARMS BY TOTAL VALUE OF PRODUCTS SOLD			
No sales.....number 1950.....	42		
\$1 to \$999.....number 1950.....	113		
\$1000 to \$999.....number 1950.....	30		
\$1000 to \$4999.....number 1950.....	25		
\$5000 to \$9999.....number 1950.....	61		
\$10000 to \$14999.....number 1950.....	101		
\$15000 to \$19999.....number 1950.....	71		
\$20000 to \$24999.....number 1950.....	88		
\$25000 to \$29999.....number 1950.....	39		
\$30000 to \$34999.....number 1950.....	53		
\$35000 and over.....number 1950.....	44		
FARMS BY TYPE OF FARM			
Field-crop farms other than vegetable and fruit-and-nut.....number 1950...	95		
Cash-grain.....number 1950.....	90		
Cotton.....number 1950.....	5		
Other field-crop.....number 1950.....	5		
Vegetable farms.....number 1950.....	5		
Fruit-and-nut farms.....number 1950.....	103		
Dairy farms.....number 1950.....	5		
Poultry farms.....number 1950.....	5		
FARMS BY ECONOMIC CLASS			
Commercial farms.....number 1950...	363		
Class I (Value of products sold, \$25,000 or more).....number 1950...	23		
Class II (Value of products sold, \$10,000-\$24,999).....number 1950...	21		
Class III (Value of products sold, \$5,000-\$9,999).....number 1950...	77		
Class IV (Value of products sold, \$2,500-\$4,999).....number 1950...	103		
Class V (Value of products sold, \$1,200-\$2,499).....number 1950...	138		
Class VI (Value of products sold, \$250-\$1,199) ¹number 1950...	31		
Other farms.....number 1950...	304		
Part-time ²number 1950...	149		
Residential (Less than \$250 value of products sold).....number 1950...	153		
Abnormal ²number 1950...		
VALUE OF PRODUCTS SOLD, BY SOURCE			
All farm products sold.....dollars 1949...	2,380,287		
.....1944.....	1,398,463		
All crops sold.....dollars 1949...	1,514,871		
.....1944.....	578,725		
Field crops, other than vegetables and fruits and nuts sold.....dollars 1949...	1,510,318		
.....1944.....	572,142		
Vegetables sold.....dollars 1949...	344		
.....1944.....	40		
Fruits and nuts sold.....dollars 1949...	3,503		
.....1944.....	6,543		
Horticultural specialties sold.....dollars 1949...		
.....1944.....		
All livestock and livestock products sold.....dollars 1949...	769,843		
.....1944.....	772,921		
Dairy products sold.....dollars 1949...	395,871		
.....1944.....	230,443		
Poultry and poultry products sold.....dollars 1949...	64,538		
.....1944.....	63,576		
Livestock and livestock products, other than dairy and poultry, sold.....dollars 1949...	309,432		
.....1944.....	478,902		
Forest products sold.....dollars 1949...	95,773		
.....1944.....	46,817		
HORSES AND MULES			
Horses and/or mules.....farms reporting 1950...	288		
Horses and colts, including ponies.....farms reporting 1950...	286		
.....number 1950.....	348		
.....1945.....	641		
.....number 1950.....	926		
Mules and mule colts.....farms reporting 1950...	4		
.....number 1950.....	2		
.....1945.....	5		
.....number 1950.....	8		
CATTLE AND DAIRY PRODUCTS			
Cattle and calves.....farms reporting 1949...	509		
.....number 1950.....	452		
.....1945.....	6,565		
Cows, including heifers that have calved.....farms reporting 1950...	6,622		
.....number 1950.....	493		
.....1945 ³	429		
.....number 1950.....	3,102		
Milk cows.....farms reporting 1950...	3,416		
.....number 1950.....	468		
Heifers born before Jan. 1.....farms reporting 1950...	2,411		
.....number 1950.....	378		
Steers and bulls born before Jan. 1.....farms reporting 1950...	1,582		
.....number 1950.....	297		
Calves born since Jan. 1.....farms reporting 1950...	864		
.....number 1950.....	316		
Whole milk sold.....farms reporting 1950...	1,017		
.....number 1950.....	129		
.....1944.....	72		
.....gallons 1949.....	882,270		
.....1944.....	288,339		
Cream sold.....farms reporting 1949...	290,810		
.....number 1950.....	282		
.....1944.....	325		
.....pounds of butterfat 1949.....	166,732		
.....1944.....	301,049		
Butter, buttermilk, skim milk, and cheese sold.....farms reporting 1949...	104,651		
.....dollars 1949.....	4		
HOGS			
Hogs and pigs.....farms reporting 1950...	164		
.....number 1950.....	222		
.....1945.....	795		
4 months old and over.....farms reporting 1950...	2,609		
.....number 1950.....	143		
Less than 4 months old.....farms reporting 1950...	482		
.....number 1950.....	47		
Sows and gilts for spring farrowing.....farms reporting 1950...	313		
.....number 1950.....	54		
.....1945.....	118		
.....number 1950.....	129		
.....1945.....	368		

¹Part-time farms include those with value of products sold of \$250-\$1,199 and operator either reporting 100 days or more of off-farm work or reporting other income exceeding value of agricultural products sold.
²Public and private institutional farms, community projects, etc.
³Cows and heifers 2 years old and over.

Item	County total	Item	County total
SHEEP AND WOOL		SPECIFIED CROPS HARVESTED	
Sheep and lambs.....farms reporting 1950...	14	Corn:	
1945... 26		Corn for all purposes.....farms reporting 1949...	6
number 1950... 418		1944... 6	
1945... 1,140		acres 1949... 17	
1944... 23		1944... 21	
Sheep and lambs born before Oct. 1, 1949...farms reporting 1950...	14	Harvested for grain.....farms reporting 1949...	1
number 1950... 197		1944... 4	
Ewes.....farms reporting 1950... 14		acres 1949... 7	
1945 ¹ ... 23		1944... 11	
number 1950... 183		bushels 1949... 40	
1945 ¹ ... 914		1944... 260	
Yearling ewes.....farms reporting 1950... 8		Cut for silage.....farms reporting 1949...	3
number 1950... 25		acres 1949... 7	
Older ewes.....farms reporting 1950... 13		tons..green weight 1949... 59	
number 1950... 158		Hogged or grazed, or cut for green	
Rams and wethers.....farms reporting 1950... 10		or dry fodder.....farms reporting 1949...	2
number 1950... 14		acres 1949... 3	
Lambs born since Oct. 1, 1949.....farms reporting 1950...	12	Small grains:	
number 1950... 221		Grains grown together and threshed	
Sheep and lambs shorn.....farms reporting 1949... 13		as a mixture.....farms reporting 1949...	19
1944... 15		acres 1949... 605	
number shorn 1949... 250		bushels 1949... 19,066	
Wool shorn.....pounds 1949... 1,939		Winter wheat threshed or combined.....farms reporting 1949...	171
1944... 3,414		1944... 73	
Average date of enumeration.....1950... Apr. 15-Apr. 28		acres 1949... 13,089	
		1944... 6,996	
		bushels 1949... 435,416	
		1944... 178,356	
		Spring wheat threshed or combined.....farms reporting 1949...	120
		1944... 117	
		acres 1949... 6,257	
		1944... 4,758	
		bushels 1949... 155,060	
		1944... 121,324	
		Oats threshed or combined.....farms reporting 1949...	210
		1944... 122	
		acres 1949... 8,723	
		1944... 5,963	
		bushels 1949... 523,506	
		1944... 285,822	
		Oats cut for feeding unthreshed.....farms reporting 1949...	13
		1944... 55	
		acres 1949... 97	
		1944... 423	
		Barley threshed or combined.....farms reporting 1949...	119
		1944... 101	
		acres 1949... 1,601	
		1944... 2,660	
		bushels 1949... 59,811	
		1944... 88,232	
		Annual legumes:	
		Dry field and seed beans harvested	
		for beans.....farms reporting 1949...	1
		1944 ² ... 20	
		acres 1949... 60	
		1944 ² ... 60	
		100-lb. bags 1949...	
		1944 ² ...	
		Dry field and seed peas, other than Austrian	
		winter peas, harvested for peas.....farms reporting 1949...	18
		1944... 783	
		acres 1949...	
		1944...	
		100-lb. bags 1949...	6,594
		1944...	
		Hay crops:	
		Land from which hay was cut.....farms reporting 1949...	487
		acres 1949... 8,653	
		Alfalfa cut for hay (or for	
		dehydrating).....farms reporting 1949...	391
		1944... 412	
		acres 1949... 5,091	
		1944... 7,654	
		tons 1949... 10,539	
		1944... 10,688	
		Clover or timothy cut for hay.....farms reporting 1949...	87
		1944... 94	
		acres 1949... 1,624	
		1944... 2,416	
		tons 1949... 2,328	
		1944... 2,547	
		Oats, wheat, barley, rye, or other small	
		grain cut for hay.....farms reporting 1949...	40
		1944... 41	
		acres 1949... 385	
		1944... 416	
		tons 1949... 540	
		1944... 498	
		Wild hay cut.....farms reporting 1949...	56
		1944... 47	
		acres 1949... 1,308	
		1944... 1,989	
		tons 1949... 1,405	
		1944... 2,035	
POULTRY AND POULTRY PRODUCTS			
Chickens, 4 months old and over, on hand....farms reporting 1950...	463		
1945... 388			
number 1950... 17,229			
1945... 21,832			
Chickens sold.....farms reporting 1949... 124			
number 1949... 7,520			
dollars 1949... 9,099			
Chicken eggs sold.....farms reporting 1949... 224			
dozens 1949... 81,371			
dollars 1949... 36,936			
Turkeys, 4 months old and over, on hand....farms reporting 1950... 1			
number 1950... 3			
Turkeys raised.....farms reporting 1949... 6			
1944... 2			
number 1949... 3,027			
1944... 5			
ANIMALS SOLD ALIVE			
Cattle, hogs, sheep, horses, or mules			
sold alive.....farms reporting 1949... 428			
dollars 1949... 292,226			
Cattle and/or calves sold alive.....farms reporting 1949... 395			
1944... 379			
number 1949... 2,530			
1944... 4,320			
Cattle sold alive, excluding calves...farms reporting 1949... 279			
number 1949... 1,282			
dollars 1949... 168,845			
Calves sold alive.....farms reporting 1949... 273			
number 1949... 1,248			
dollars 1949... 66,450			
Hogs and pigs sold alive.....farms reporting 1949... 147			
1944... 224			
number 1949... 1,864			
1944... 8,708			
dollars 1949... 50,875			
Sheep and lambs sold alive.....farms reporting 1949... 13			
1944... 19			
number 1949... 216			
1944... 823			
dollars 1949... 3,286			
Horses and mules sold alive.....farms reporting 1949... 51			
number 1949... 88			
dollars 1949... 2,770			
FARM SLAUGHTER			
Any cattle, hogs, or sheep butchered.....farms reporting 1949... 396			
Cattle and/or calves butchered.....farms reporting 1949... 246			
number 1949... 344			
Cattle butchered, excluding calves...farms reporting 1949... 69			
1944... 62			
number 1949... 85			
1944... 88			
Calves butchered.....farms reporting 1949... 186			
1944... 152			
number 1949... 259			
1944... 254			
Hogs and pigs butchered.....farms reporting 1949... 304			
1944... 301			
number 1949... 513			
1944... 617			
Sheep and lambs butchered.....farms reporting 1949... 1			
number 1949... 3			
Meat, lard, hides, and other products sold			
from animals butchered.....farms reporting 1949... 99			
dollars 1949... 7,922			

¹Ewes and ewe lambs kept for breeding.
²Does not include soybeans.

1950 CENSUS OF AGRICULTURE

FARMS, FARM CHARACTERISTICS, FARM PRODUCTS

For release February 15, 1951

BUTTE, IDAHO

(82-012) Series AC50-1

This release presents figures from the 1950 Census of Agriculture, together with available comparative data from the 1945 Census of Agriculture. The figures from the 1950 Census are preliminary and are subject to revision. A similar report will be released for every county in the United States. A preliminary report, carrying State totals only, will be issued following the publication of figures for all of the counties in the State. After that, final figures for this county and for other counties in the State will be published in a State Report.

Generally, the data for both 1950 and 1945 are based upon the tabulation of reports for all farms in the county. However, the 1950 data for items followed by a star (*) represent estimates for all farms made on the basis of reports from a sample of approximately 20 percent of the farms.

Inventory items are for April 1, 1950 and January 1, 1945; and production items are for the calendar years 1949 and 1944.

Table with 4 columns: Item, County total, Item, County total. It is divided into sections: FARMS, ACREAGE, AND VALUE; FARMS BY SIZE; FARMS BY COLOR AND TENURE OF OPERATOR; and SPECIFIED FACILITIES AND EQUIPMENT*.

*Data for 1944 not strictly comparable with those for 1949.

Item	County total	Item	County total
SPECIFIED FACILITIES AND EQUIPMENT¹--Continued		FARMS BY TYPE OF FARM--Continued	
Motortrucks.....farms reporting 1950...	150	Livestock farms other than dairy and poultry.....number 1950...	90
.....1945.....	106	General farms.....number 1950...	68
.....number 1950.....	192Primary crop.....number 1950...	17
.....1943.....	111Primary livestock.....number 1950...	17
Tractors.....farms reporting 1950...	185Crop and livestock.....number 1950...	34
.....1945.....	112Miscellaneous and unclassified farms.....number 1950...	22
.....number 1950.....	289		
.....1943.....	133	FARMS BY ECONOMIC CLASS	
Wheel tractors other than garden.....farms reporting 1950...	180	Commercial farms.....number 1950...	213
.....number 1950.....	256	Class I (Value of products sold, \$25,000 or more).....number 1950...	9
Garden tractors.....farms reporting 1950...	16	Class II (Value of products sold, \$10,000-\$24,999).....number 1950...	53
.....number 1950.....	17	Class III (Value of products sold, \$5,000-\$9,999).....number 1950...	61
Crawler tractors.....farms reporting 1950...	13	Class IV (Value of products sold, \$2,500-\$4,999).....number 1950...	31
.....number 1950.....	16	Class V (Value of products sold, \$1,200-\$2,499).....number 1950...	23
Automobiles.....farms reporting 1950...	180	Class VI (Value of products sold, \$250-\$1,199) ²number 1950...	11
.....1943.....	186	Other farms.....number 1950...	22
.....number 1950.....	237	Part-time ³number 1950...	18
.....1945.....	208	Residential (Less than \$250 value of products sold).....number 1950...	4
Farms by class of work power:		Abnormal ⁴number 1950.....	
No tractor, horses, or mules.....farms reporting 1950...	11	VALUE OF PRODUCTS SOLD, BY SOURCE	
No tractor and only 1 horse or mule.....farms reporting 1950...	5	All farm products sold.....dollars 1949...	2,118,560
No tractor and 2 or more horses and/or mules.....farms reporting 1950...	311944.....	1,364,178
Tractor and horses and/or mules.....farms reporting 1950...	144	All crops sold.....dollars 1949...	852,690
Tractor and no horses or mules.....farms reporting 1950...	461944.....	377,059
TRADING CENTER AND ROAD⁵		Field crops, other than vegetables and fruits and nuts sold.....dollars 1949...	852,373
Distance to trading center visited most frequently:	1944.....	376,844
Under 1 mile.....farms reporting 1950...	16	Vegetables sold.....dollars 1949...	10
1 to 4 miles.....farms reporting 1950...	1031944.....	303
5 to 9 miles.....farms reporting 1950...	70	Fruits and nuts sold.....dollars 1949...	215
10 miles and over.....farms reporting 1950...	401944.....	
Average distance reported.....miles 1950...	9	Horticultural specialties sold.....dollars 1949...	
Distance over dirt or unimproved roads:	1944.....	
0.0 to 0.2 miles.....farms reporting 1950...	78	All livestock and livestock products sold.....dollars 1949...	1,265,870
0.3 to 0.9 miles.....farms reporting 1950...	701944.....	986,919
1.0 to 4.9 miles.....farms reporting 1950...	25	Dairy products sold.....dollars 1949...	74,996
5.0 miles and over.....farms reporting 1950...	251944.....	134,179
Average distance reported.....miles 1950...	2.3	Poultry and poultry products sold.....dollars 1949...	37,760
Kind of road on which farm is located:	1944.....	29,300
Hard surface.....farms reporting 1950...	32	Livestock and livestock products, other than dairy and poultry, sold.....dollars 1949...	1,153,114
Gravel, shell, or shale.....farms reporting 1950...	1411944.....	823,440
Dirt or unimproved.....farms reporting 1950...	142	Forest products sold.....dollars 1949...	200
FARM LABOR⁶		HORSES AND MULES	
Week preceding enumeration:		Horses and/or mules.....farms reporting 1950...	171
Family and/or hired workers.....farms reporting 1950...	209	Horses and colts, including ponies.....farms reporting 1950...	169
.....persons 1950.....	425number 1950.....	213
Family workers, including operator.....farms reporting 1950...	208number 1945.....	1,040
Operators.....persons 1950.....	202	Mules and mule colts.....farms reporting 1950...	8
Unpaid members of operator's family.....farms reporting 1950...	77number 1945.....	6
.....persons 1950.....	92number 1950...	26
Hired workers.....farms reporting 1950...	33number 1945...	25
.....persons 1950...	131	CATTLE AND DAIRY PRODUCTS	
SPECIFIED FARM EXPENDITURES⁷		Cattle and calves.....farms reporting 1950...	200
Specified farm expenditures.....farms reporting 1949...	2241945.....	221
Machine hire and/or hired labor.....farms reporting 1949...	193number 1950...	9,693
Machine hire.....farms reporting 1949...	1561945.....	9,820
.....dollars 1949...	47,810	Cows, including heifers that have calved.....farms reporting 1950...	197
Hired labor.....farms reporting 1949...	1681945 ⁸	213
.....dollars 1949...	341,835number 1950.....	4,684
Feed for livestock and poultry.....farms reporting 1949...	1591945 ⁹	5,139
.....dollars 1949...	181,070	Milk cows.....farms reporting 1950...	192
Livestock and poultry purchased.....farms reporting 1949...	154number 1950...	796
.....dollars 1949...	181,070	Heifers born before Jan. 1.....farms reporting 1950...	154
Seeds, bulbs, plants, and trees purchased.....farms reporting 1949...	178number 1950...	2,329
.....dollars 1949...	87,030	Steers and bulls born before Jan. 1.....farms reporting 1950...	123
Gasoline and other petroleum fuel and oil.....farms reporting 1949...	198number 1950...	1,846
.....dollars 1949...	112,881	Calves born since Jan. 1.....farms reporting 1950...	118
Tractor repairs.....farms reporting 1949...	168number 1950...	834
.....dollars 1949...	30,209	Whole milk sold.....farms reporting 1949...	105
Other farm machinery repairs.....farms reporting 1949...	1781944.....	130
.....dollars 1949...	41,561gallons 1949...	284,432
FARMS BY TOTAL VALUE OF PRODUCTS SOLD	dollars 1949...	738,477
No sales.....number 1950.....	4	Cream sold.....farms reporting 1949...	67,162
\$1 to \$249.....number 1950.....	51944.....	30
\$250 to \$399.....number 1950.....	5pounds of butterfat 1949...	42
\$400 to \$599.....number 1950.....	91944.....	11,854
\$600 to \$999.....number 1950.....	9dollars 1949...	24,876
\$1,000 to \$1,499.....number 1950...	141949.....	7,834
\$1,500 to \$2,499.....number 1950...	19	HOGS	
\$2,500 to \$3,999.....number 1950...	10	Hogs and pigs.....farms reporting 1950...	134
\$4,000 to \$5,999.....number 1950...	571945.....	160
\$6,000 to \$9,999.....number 1950...	52number 1950...	2,563
\$10,000 and over.....number 1950...	621945.....	3,917
FARMS BY TYPE OF FARM		4 months old and over.....farms reporting 1950...	126
Field-crop farms other than vegetable and fruit-and-nut.....number 1950...	57number 1950...	1,541
Cash-grain.....number 1950...	23	Less than 4 months old.....farms reporting 1950...	51
Cotton.....number 1950.....	34number 1950...	1,022
Other field-crop.....number 1950...	34	Sows and gilts for spring farrowing.....farms reporting 1950...	97
Vegetable farms.....number 1950.....	1945.....	113
Fruit-and-nut farms.....number 1950.....	number 1950...	481
Dairy farms.....number 1950.....	1945.....	608
Poultry farms.....number 1950.....			

¹Part-time farms include those with value of products sold of \$250-\$1,199 and operator either reporting 100 days or more of off-farm work or reporting other income exceeding value of agricultural products sold.
²Public and private institutional farms, community projects, etc.
³Cows and heifers 2 years old and over.

Item	County total	Item	County total
SHEEP AND WOOL		SPECIFIED CROPS HARVESTED	
Sheep and lambs.....farms reporting 1948...	69	Corn:	
1945.....	70	Corn for all purposes.....farms reporting 1949...	1
Number 1950.....	37,073	1944.....	1
1949.....	29,846	acres 1949.....	25
Sheep and lambs born before Oct. 1, 1949.....farms reporting 1950...	61	1944.....	5
number 1950.....	22,032	Harvested for grain.....farms reporting 1949.....	
Ewes.....farms reporting 1950.....	99	1944.....	1
1945 ¹	63	acres 1949.....	
number 1950.....	21,580	1944.....	1
1945 ¹	28,321	bushels 1949.....	
Yearling ewes.....farms reporting 1950.....	24	1944.....	1
number 1950.....	2,793	Out for silage.....farms reporting 1949.....	50
Older ewes.....farms reporting 1950.....	57	1944.....	1
number 1950.....	18,787	acres 1949.....	25
Rams and wethers.....farms reporting 1950.....	46	tons..green weight 1949.....	150
number 1950.....	452	Hogged or grazed, or out for green	
Lambs born since Oct. 1, 1949.....farms reporting 1950...	61	or dry fodder.....farms reporting 1949.....	
number 1950.....	15,041	acres 1949.....	
Sheep and lambs shorn.....farms reporting 1949.....	32	Small grains:	
1944.....	55	Grains grown together and thrashed	
number shorn 1949.....	23,479	as a mixture.....farms reporting 1949...	9
Wool shorn.....pounds 1949.....	234,351	acres 1949.....	248
1944.....	279,303	bushels 1949.....	6,890
Average date of enumeration.....1950.....	Apr. 1-Apr. 14	Winter wheat threshed or combined.....farms reporting 1949...	6
POULTRY AND POULTRY PRODUCTS		1944.....	
Chickens, 4 months old and over, on hand....farms reporting 1950...	166	acres 1949.....	2,927
1945.....	183	1944.....	
number 1950.....	11,654	bushels 1949.....	24,630
1945.....	13,203	1944.....	
Chickens sold.....farms reporting 1949.....	58	Spring wheat threshed or combined.....farms reporting 1949...	151
number 1949.....	7,328	1944.....	111
dollars 1949.....	7,085	acres 1949.....	4,011
Chicken eggs sold.....farms reporting 1949.....	86	1944.....	1,598
dozens 1949.....	69,438	bushels 1949.....	137,090
dollars 1949.....	28,038	1944.....	71,596
Turkeys, 4 months old and over, on hand....farms reporting 1950...	20	Oats threshed or combined.....farms reporting 1949...	95
number 1950.....	133	1944.....	106
Turkeys raised.....farms reporting 1949.....	17	acres 1949.....	1,558
1944.....	21	1944.....	1,765
number 1949.....	413	bushels 1949.....	70,790
1944.....	516	1944.....	95,386
ANIMALS SOLD ALIVE		Oats out for feeding unthreshed.....farms reporting 1949...	7
Cattle, hogs, sheep, horses, or mules		1944.....	12
sold alive.....farms reporting 1949...	200	acres 1949.....	224
dollars 1949.....	1,045,807	1944.....	137
Cattle and/or calves sold alive.....farms reporting 1949...	145	Barley threshed or combined.....farms reporting 1949...	160
1944.....	177	1944.....	150
number 1949.....	4,010	acres 1949.....	5,564
1944.....	3,917	1944.....	3,475
Cattle sold alive, excluding calves....farms reporting 1949...	132	bushels 1949.....	188,976
number 1949.....	3,124	1944.....	171,453
dollars 1949.....	460,683	Annual legumes:	
Calves sold alive.....farms reporting 1949...	60	Dry field and seed beans harvested	
number 1949.....	886	for beans.....farms reporting 1949...	
dollars 1949.....	55,580	1944 ²	
Hogs and pigs sold alive.....farms reporting 1949...	140	acres 1949.....	
1944.....	165	1944 ²	
number 1949.....	4,753	100-lb. bags 1949.....	
1944.....	4,753	1944 ²	
dollars 1949.....	169,867	Dry field and seed peas, other than Austrian	
1944.....	49	winter peas, harvested for peas.....farms reporting 1949...	28
number 1949.....	61	1944.....	76
1944.....	21,935	acres 1949.....	545
dollars 1949.....	26,073	1944.....	1,534
Horses and mules sold alive.....farms reporting 1949...	354,598	100-lb. bags 1949.....	4,039
1949.....	33	1944.....	22,010
number 1949.....	173	Hay crops:	
dollars 1949.....	5,079	Land from which hay was cut.....farms reporting 1949...	188
FARM SLAUGHTER		1944.....	11,378
Any cattle, hogs, or sheep butchered.....farms reporting 1949...	170	Alfalfa cut for hay (or for	
Cattle and/or calves butchered.....farms reporting 1949...	114	dehydrating).....farms reporting 1949...	181
number 1949.....	161	1944.....	210
Cattle butchered, excluding calves....farms reporting 1949...	69	acres 1949.....	8,821
1944.....	89	1944.....	12,427
number 1949.....	87	tons 1949.....	22,375
1944.....	529	1944.....	27,289
Calves butchered.....farms reporting 1949...	51	Clover or timothy cut for hay.....farms reporting 1949...	17
1944.....	24	1944.....	6
number 1949.....	74	acres 1949.....	283
1944.....	27	1944.....	201
Hogs and pigs butchered.....farms reporting 1949...	137	tons 1949.....	365
1944.....	156	1944.....	298
number 1949.....	310	Oats, wheat, barley, rye, or other small	
1944.....	378	grain out for hay.....farms reporting 1949...	6
Sheep and lambs butchered.....farms reporting 1949...	39	1944.....	1
number 1949.....	329	acres 1949.....	227
Meat, lard, hides, and other products sold		1944.....	15
from animals butchered.....farms reporting 1949...	51	tons 1949.....	243
dollars 1949.....	833	1944.....	20
		Wild hay cut.....farms reporting 1949...	12
		1944.....	6
		acres 1949.....	1,918
		1944.....	997
		tons 1949.....	1,911
		1944.....	1,015

¹Ewes and ewe lambs kept for breeding.
²Does not include soybeans.

Item	County total	Item	County total
SPECIFIED CROPS HARVESTED--Continued		SPECIFIED CROPS HARVESTED--Continued	
Hay crops--Continued		Vegetables harvested for sale--Continued	
Other hay cut.....farms reporting 1949...	8	Tomatoes.....farms reporting 1949...
.....acres 1949...	1291944...
.....1944...	237acres 1949...
.....tons 1949...	1841944...
.....1944...	425	Watermelons.....farms reporting 1949...
Field crops (other)	acres 1949...
Alfalfa seed harvested.....farms reporting 1949...	7	Other vegetables.....acres 1949...
.....1944...	9	Berries and other small fruit harvested for sale:	
.....acres 1949...	147	Strawberries.....farms reporting 1949...
.....1944...	283acres 1949...
.....pounds 1949...	4,136quarts 1949...
.....1944...	13,980	Raspberries (tame).....farms reporting 1949...
Red clover seed harvested.....farms reporting 1949...	2acres 1949...
.....1944...	2quarts 1949...
.....acres 1949...	36	Tree fruits, nuts, and grapes:	
.....1944...	37	Land in bearing and nonbearing fruit orchards, groves,	
.....pounds 1949...	1,300	vineyards, and planted nut trees.....farms reporting 1950...
.....1944...	3,4801945...
Alaska clover seed harvested.....farms reporting 1949...acres 1950 ²
.....acres 1949...1945...
.....pounds 1949...	Apples.....farms reporting 1950...
Austrian winter peas, including Dixie Wonder, harvested.....farms reporting 1949...1945...
.....acres 1949...trees of all ages..number 1950...
.....pounds 1949...1945...
Irish potatoes harvested for home use or for sale.....farms reporting 1949...	108trees not of bearing age..number 1950...
.....1944...	27trees of bearing age..number 1950...
.....acres 1949 ¹ ...	1,827quantity harvested..bushels 1949...
.....1944...	8101944...
.....100-lb. bags 1949...	227,011	Peaches.....farms reporting 1950...
.....1944...	90,2241945...
Popcorn harvested.....farms reporting 1949...trees of all ages..number 1950...
.....acres 1949...1945...
.....100 lb. ear corn 1949...trees not of bearing age..number 1950...
Sugar beets harvested for sugar.....farms reporting 1949...	2trees of bearing age..number 1950...
.....1944...quantity harvested..bushels 1949...
.....acres 1949...	551944...
.....1944...	Pears.....farms reporting 1950...
.....tons 1949...	6601945...
.....1944...trees of all ages..number 1950...
Root and grain crops hogged or grazed, other than corn.....farms reporting 1949...	4trees not of bearing age..number 1950...
.....acres 1949...	20trees of bearing age..number 1950...
Vegetables harvested for home use (other than Irish and sweet potatoes).....farms reporting 1949...	136quantity harvested..bushels 1949...
.....1944...	1501944...
Vegetables harvested for sale.....farms reporting 1949...	1	Sour cherries.....farms reporting 1950...
.....1944...trees of all ages..number 1950...
.....acres 1949...	1trees not of bearing age..number 1950...
.....sold dollars 1949...	10trees of bearing age..number 1950...
Green beans (snap, string, or wax).....farms reporting 1949...quantity harvested..pounds 1949...
.....1944...1944...
.....acres 1949...	Sweet cherries.....farms reporting 1950...
Cabbage.....farms reporting 1949...trees of all ages..number 1950...
.....1944...trees not of bearing age..number 1950...
.....acres 1949...trees of bearing age..number 1950...
.....1944...quantity harvested..pounds 1949...
Cantaloupe and muskmelons.....farms reporting 1949...1944...
.....acres 1949...	Piums and prunes.....farms reporting 1950...
Carrots.....farms reporting 1949...1945...
.....acres 1949...trees of all ages..number 1950...
Sweet corn.....farms reporting 1949...1945...
.....1944...trees not of bearing age..number 1950...
.....acres 1949...trees of bearing age..number 1950...
.....1944...quantity harvested..pounds 1949...
Lettuce and romaine.....farms reporting 1949...1944...
.....acres 1949...	Apricots.....farms reporting 1950...
Dry onions.....farms reporting 1949...1945...
.....acres 1949...trees of all ages..number 1950...
Green peas.....farms reporting 1949...1945...
.....farms reporting 1949...trees not of bearing age..number 1950...
.....1944...trees of bearing age..number 1950...
.....acres 1949...quantity harvested..pounds 1949...
.....1944...1944...
.....acres 1949...	Grapes.....farms reporting 1950...
.....1944...1945...
.....acres 1949...vines of all ages..number 1950...
.....1944...1945...
.....acres 1949...trees not of bearing age..number 1950...
.....1944...trees of bearing age..number 1950...
.....acres 1949...quantity harvested..pounds 1949...
.....1944...1944...
.....acres 1949...vines of all ages..number 1950...
.....1944...1945...
.....acres 1949...trees not of bearing age..number 1950...
.....1944...trees of bearing age..number 1950...
.....acres 1949...quantity harvested..pounds 1949...
.....1944...1944...

¹For 1949, does not include acres for farms with less than 10 bags harvested.
²For 1950, does not include acres for farms reporting less than 1/2 acre.

1950 CENSUS OF AGRICULTURE

FARMS, FARM CHARACTERISTICS, FARM PRODUCTS

For release February 17, 1951

CAMAS, IDAHO

(82-C13) Series AC50-1

This release presents figures from the 1950 Census of Agriculture, together with available comparative data from the 1945 Census of Agriculture. The figures from the 1950 Census are preliminary and are subject to revision. A similar report will be released for every county in the United States. A preliminary report, carrying State totals only, will be issued following the publication of figures for all of the counties in the State. After that, final figures for this county and for other counties in the State will be published in a State Report.

Generally, the data for both 1950 and 1945 are based upon the tabulation of reports for all farms in the county. However, the 1950 data for items followed by a star (*) represent estimates for all farms made on the basis of reports from a sample of approximately 20 percent of the farms.

Inventory items are for April 1, 1950 and January 1, 1945; and production items are for the calendar years 1949 and 1944.

Item	County total	Item	County total
FARMS, ACREAGE, AND VALUE		FARMS BY SIZE	
Farms.....number 1950...	139	Under 10 acres.....number 1950...	6
.....1945...	1711945...	1
Approximate land area.....acres 1950...	676,480	Under 3 acres.....number 1950...	2
.....1945...	676,4801945...	4
Proportion in farms.....percent 1950...	23.8	3 to 9 acres.....number 1950...	1
.....1945...	23.81945...	1
Land owned by farm operators.....acres 1950...	106,947	10 to 29 acres.....number 1950...	2
.....1945...	106,9471945...	2
Land rented from others by farm operators.....acres 1950...	57,870	30 to 49 acres.....number 1950...	2
.....1945...	57,8701945...	1
Land managed by farm operators.....acres 1950...	3,125	50 to 69 acres.....number 1950...	1
.....1945...	3,1251945...	2
Land rented to others by farm operators.....acres 1950...	7,107	70 to 99 acres.....number 1950...	2
.....1945...	7,1071945...	1
Land in farms.....acres 1950...	160,835	100 to 139 acres.....number 1950...	3
.....1945...	168,8231945...	11
Average size of farm.....acres 1950...	1,157.1	140 to 179 acres.....number 1950...	3
.....1945...	987.31945...	3
Value of land and buildings.....average per farm, dollars 1950*	48,699	180 to 219 acres.....number 1950...	4
.....1945*	22,8791945...	4
.....average per acre, dollars 1950*	48.79	220 to 259 acres.....number 1950...	6
.....1945*	23.171945...	8
Land in farms according to use:		260 to 499 acres.....number 1950...	23
Cropland harvested.....farms reporting 1949...	1281945...	36
.....1944...	166	500 to 999 acres.....number 1950...	35
acres 1949...	56,4351945...	49
1944...	60,904	1,000 acres and over.....number 1950...	56
1 to 9 acres.....farms reporting 1949...	11945...	56
1944...	3		
10 to 19 acres.....farms reporting 1949...	4	FARMS BY COLOR AND TENURE OF OPERATOR	
1944...	4	Farms by color of operator:	
20 to 29 acres.....farms reporting 1949...	3	White operators.....number 1950...	138
1944...	31945...	170
30 to 49 acres.....farms reporting 1949...	4	Nonwhite operators.....number 1950...	1
1944...	51945...	1
50 to 99 acres.....farms reporting 1949...	10	Farms by tenure of operator:	
1944...	18	Full owners.....number 1950...	61
100 to 199 acres.....farms reporting 1949...	171945...	91
1944...	33	Part owners.....number 1950...	61
200 acres and over.....farms reporting 1949...	931945...	70
1944...	100	Managers.....number 1950...	2
Cropland used only for pasture.....farms reporting 1949...	281945...	3
1944...	22	All tenants.....number 1950...	15
acres 1949...	2,1371945...	7
1944...	475	Proportion of tenancy.....percent 1950...	10.8
Cropland not harvested and not pastured.....farms reporting 1949...	1061945...	4.1
acres 1949...	42,903	Cash tenants.....number 1950...	1
1944...	34,8301945...	1
Cultivated summer fallow.....farms reporting 1949...	100	Share-cash tenants.....number 1950...	3
acres 1949...	39,3301945...	3
1 to 49 acres.....farms reporting 1949...	11	Share tenants and croppers.....number 1950...	9
1944...	261945...	5
50 to 199 acres.....farms reporting 1949...	63	Crop-share tenants and croppers.....number 1950...	7
1944...	30	Livestock-share tenants.....number 1950...	2
Other.....farms reporting 1949...	3,573	Other and unspecified tenants.....number 1950...	2
acres 1949...	41945...	1
Woodland pastured.....farms reporting 1949...	1,382	Other tenants.....number 1950...	2
1944...	1,382	Unspecified tenants.....number 1950...	1
Woodland not pastured.....farms reporting 1949...			
1944...			
Other pasture (not cropland and not woodland).....farms reporting 1949...	101	SPECIFIED FACILITIES AND EQUIPMENT*	
1944...	156	Telephone.....farms reporting 1950...	76
acres 1949...	52,9291945...	62
1944...	66,099	Electricity.....farms reporting 1950...	148
Other land (house lots, roads, wasteland, etc.).....farms reporting 1949...	1361945...	127
1944...	167	From a power line.....farms reporting 1950...	147
acres 1949...	5,049	Average of last monthly electric bill.....dollars 1950...	11.11
1944...	6,515	Electric water pump.....farms reporting 1950...	119
Irrigated land in farms.....farms reporting 1949...	44	Electric hot-water heater.....farms reporting 1950...	69
1944...	34	Home freezer.....farms reporting 1950...	22
acres 1949...	6,057	Electric washing machine.....farms reporting 1950...	137
1944...	4,063	Electric chick brooder.....farms reporting 1950...	56
Land irrigated by sprinklers.....farms reporting 1949...	1	Electric power feed grinder.....farms reporting 1950...	5
acres 1949...	8	Milking machine.....farms reporting 1950...	11
		Grain combines.....farms reporting 1950...	
FARM OPERATORS		Corn pickers.....farms	
Residing on farm operated.....operators reporting 1950...	126	Pick-up hay balers.....farms	
.....1945...	133	Upright silos.....	
Not residing on farm operated.....operators reporting 1950...	13	Pit or trench silos.....	
.....1945...	38		
With other income of family exceeding value of agricultural products sold.....operators reporting 1949...	14		
Working off their farm, total.....operators reporting 1949...	46		
.....1944...	29		
100 days or more.....operators reporting 1949...	16		
.....1944...	6		

*Data for 1944 not strictly comparable with those for 1949.

Item	County total	Item	County total
SPECIFIED FACILITIES AND EQUIPMENT*--Continued		FARMS BY TYPE OF FARM--Continued	
Motortrucks.....farms reporting 1950...	129	Livestock farms other than dairy and poultry.....number 1950...	24
.....1945.....	95	General farms.....number 1950.....	7
.....number 1950.....	208Primarily crop.....number 1950.....	1
.....1945.....	109Primarily livestock.....number 1950.....	6
Tractors.....farms reporting 1950.....	128Crop and livestock.....number 1950.....	9
.....1945.....	113	Miscellaneous and unclassified farms.....number 1950.....	9
.....number 1950.....	216		
.....1945.....	158		
Wheel tractors other than garden.....farms reporting 1950.....	59	FARMS BY ECONOMIC CLASS	
.....number 1950.....	65	Commercial farms.....number 1950.....	130
Garden tractors.....farms reporting 1950.....	117	Class I (Value of products sold, \$25,000 or more).....number 1950.....	13
.....number 1950.....	151	Class II (Value of products sold, \$10,000-\$24,999).....number 1950.....	46
Crawler tractors.....farms reporting 1950.....	132	Class III (Value of products sold, \$5,000-\$9,999).....number 1950.....	51
.....number 1950.....	142	Class IV (Value of products sold, \$2,500-\$4,999).....number 1950.....	21
Automobiles.....farms reporting 1950.....	175	Class V (Value of products sold, \$1,200-\$2,499) ¹number 1950.....	5
.....1945.....	173	Class VI (Value of products sold, \$250-\$1,199) ¹number 1950.....	7
Farms by class of work power:		Other farms.....number 1950.....	9
No tractor, horses, or mules.....farms reporting 1950.....	14	Part-time ²number 1950.....	9
No tractor and only 1 horse or mule.....farms reporting 1950.....	6	Residential (Less than \$250 value of products sold).....number 1950.....	9
No tractor and 2 or more horses and/or mules.....farms reporting 1950.....	81	Abnormal ²number 1950.....	9
Tractor and horses and/or mules.....farms reporting 1950.....	38		
Tractor and no horses or mules.....farms reporting 1950.....	85	VALUE OF PRODUCTS SOLD, BY SOURCE	
		All farm products sold.....dollars 1949.....	1,532,868
TRADING CENTER AND ROAD*	1944.....	1,453,980
Distance to trading center visited most frequently:		All crops sold.....dollars 1949.....	1,087,982
Under 1 mile.....farms reporting 1950.....	81944.....	1,098,335
1 to 4 miles.....farms reporting 1950.....	67	Field crops, other than vegetables and fruits and nuts sold.....dollars 1949.....	1,087,832
5 to 9 miles.....farms reporting 1950.....	391944.....	1,097,949
10 miles and over.....farms reporting 1950.....	34	Vegetables sold.....dollars 1949.....	21
Average distance reported.....miles 1950.....	61944.....	21
Distance over dirt or unimproved roads:		Fruits and nuts sold.....dollars 1949.....	160
0.0 to 0.2 miles.....farms reporting 1950.....	251944.....	351
0.3 to 0.9 miles.....farms reporting 1950.....	20	Horticultural specialties sold.....dollars 1949.....	1944.....
1.0 to 4.9 miles.....farms reporting 1950.....	70	All livestock and livestock products sold.....dollars 1949.....	444,884
5.0 miles and over.....farms reporting 1950.....	311944.....	355,645
Average distance reported.....miles 1950.....	3.0	Dairy products sold.....dollars 1949.....	38,188
Kind of road on which farm is located:	1944.....	43,524
Hard surface.....farms reporting 1950.....	15	Poultry and poultry products sold.....dollars 1949.....	20,611
Gravel, shell, or shale.....farms reporting 1950.....	401944.....	20,323
Dirt or unimproved.....farms reporting 1950.....	85	Livestock and livestock products, other than dairy and poultry, sold.....dollars 1949.....	396,043
	1944.....	291,798
FARM LABOR*		Forest products sold.....dollars 1949.....	1944.....
Week preceding enumeration:			
Family and/or hired workers.....farms reporting 1950.....	120	HORSES AND MULES	
.....persons 1950.....	255	Horses and/or mules.....farms reporting 1950.....	85
Family workers, including operator.....farms reporting 1950.....	112	Horses and colts, including ponies.....farms reporting 1950.....	84
Operators.....persons 1950.....	1071945.....	113
Unpaid members of operator's family.....farms reporting 1950.....	39number 1950.....	392
.....persons 1950.....	741945.....	683
Hired workers.....farms reporting 1950.....	37	Mules and mule colts.....farms reporting 1950.....	3
.....persons 1950.....	741945.....	2
	number 1950.....	36
SPECIFIED FARM EXPENDITURES*	1945.....	8
Specified farm expenditures.....farms reporting 1949.....	148	CATTLE AND DAIRY PRODUCTS	
Machine hire and/or hired labor.....farms reporting 1949.....	128	Cattle and calves.....farms reporting 1950.....	109
Machine hire.....dollars 1949.....	651945.....	123
Hired labor.....dollars 1949.....	23,348number 1950.....	6,934
.....1949.....	1121945.....	7,211
Feed for livestock and poultry.....farms reporting 1949.....	186,480	Cows, including heifers that have calved.....farms reporting 1950.....	108
.....dollars 1949.....	1021945.....	130
Livestock and poultry purchased.....farms reporting 1949.....	72,524number 1950.....	2,932
.....dollars 1949.....	1081945.....	3,273
Seeds, bulbs, plants, and trees purchased.....farms reporting 1949.....	97	Milk cows.....farms reporting 1950.....	86
.....dollars 1949.....	24,879number 1950.....	33
Gasoline and other petroleum fuel and oil.....farms reporting 1949.....	127number 1950.....	82
.....dollars 1949.....	125,013	Heifers born before Jan. 1.....farms reporting 1950.....	1,465
Tractor repairs.....farms reporting 1949.....	114number 1950.....	84
.....dollars 1949.....	53,968	Steers and bulls born before Jan. 1.....farms reporting 1950.....	1,618
Other farm machinery repairs.....farms reporting 1949.....	123number 1950.....	68
.....dollars 1949.....	59,532	Calves born since Jan. 1.....farms reporting 1950.....	889
FARMS BY TOTAL VALUE OF PRODUCTS SOLD	number 1950.....	1
No sales.....number 1950.....	6	Whole milk sold.....farms reporting 1949.....	1
\$1 to \$249.....number 1950.....	3gallons 1949.....	10,990
\$250 to \$399.....number 1950.....	3dollars 1949.....	9,000
\$400 to \$599.....number 1950.....	5	Cream sold.....farms reporting 1949.....	3,000
\$600 to \$999.....number 1950.....	51944.....	91
\$1,000 to \$1,499.....number 1950.....	5pounds of butterfat 1949.....	39,566
\$1,500 to \$2,499.....number 1950.....	51944.....	71,805
\$2,500 to \$3,999.....number 1950.....	32	Butter, buttermilk, skim milk, and cheese sold.....farms reporting 1949.....	25,188
\$4,000 to \$5,999.....number 1950.....	35dollars 1949.....	
\$6,000 to \$9,999.....number 1950.....	23	HOGS	
\$10,000 and over.....number 1950.....	35	Hog and pigs.....farms reporting 1950.....	36
FARMS BY TYPE OF FARM	1945.....	71
Field-crop farms other than vegetable and fruit-and-nut.....number 1950.....	90number 1950.....	432
Cash-grain.....number 1950.....	901945.....	824
Cotton.....number 1950.....	90farms reporting 1950.....	30
Other field-crop.....number 1950.....	90number 1950.....	366
Vegetable farms.....number 1950.....	90number 1950.....	9
Fruit-and-nut farms.....number 1950.....	90number 1950.....	66
Dairy farms.....number 1950.....	51945.....	18
Poultry farms.....number 1950.....	5number 1950.....	51
	1945.....	103
	1945.....	147

¹Part-time farms include those with value of products sold of \$250-\$1,199 and operator either reporting 100 days or more of off-farm work or reporting other income exceeding value of agricultural products sold.
²Public and private institutional farms, community projects, etc.
³Cows and heifers 2 years old and over.

Item	County total	Item	County total
SHEEP AND WOOL		SPECIFIED CROPS HARVESTED	
Sheep and lambs.....farms reporting 1950...	7	Corn:	
1945...	18	Corn for all purposes.....farms reporting 1949...	
number 1950...	533	1944...	1
1945...	605	acres 1949...	4
1944...	7	1944...	4
Sheep and lambs born before Oct. 1, 1949..farms reporting 1950...	278	Harvested for grain.....farms reporting 1949...	1
number 1950...	6	1944...	1
Ewes.....farms reporting 1950...	17	acres 1949...	4
1945 ¹ ...	266	1944...	101
number 1950...	533	bushels 1949...	
1945 ¹ ...	3	1944...	
Yearling ewes.....farms reporting 1950...	41	1944...	
number 1950...	5	Cut for silage.....farms reporting 1949...	
Older ewes.....farms reporting 1950...	225	1944...	
number 1950...	4	tons green weight 1949...	
Rams and wethers.....farms reporting 1950...	12	Hogged or grazed, or cut for green	
number 1950...	5	or dry fodder.....farms reporting 1949...	
Lambs born since Oct. 1, 1949.....farms reporting 1950...	255	acres 1949...	
number 1950...	6	Small grains:	
Sheep and lambs shorn.....farms reporting 1949...	17	Grains grown together and threshed	
number shorn 1949...	253	as a mixture.....farms reporting 1949...	3
Wool shorn.....pounds 1949...	2,315	acres 1949...	31
1944...	6,045	bushels 1949...	680
Average date of enumeration.....1950...	Apr. 15-Apr. 28	Winter wheat threshed or combined.....farms reporting 1949...	100
		1944...	117
		acres 1949...	37,515
		1944...	33,078
		bushels 1949...	560,159
		1944...	819,483
		1944...	72
		Spring wheat threshed or combined.....farms reporting 1949...	83
		acres 1949...	4,904
		1944...	5,984
		bushels 1949...	76,494
		1944...	120,006
		Oats threshed or combined.....farms reporting 1949...	22
		1944...	42
		acres 1949...	473
		1944...	1,040
		bushels 1949...	11,578
		1944...	34,711
		Oats out for feeding unthreshed.....farms reporting 1949...	4
		1944...	3
		acres 1949...	69
		1944...	12
		Barley threshed or combined.....farms reporting 1949...	41
		1944...	71
		acres 1949...	2,436
		1944...	3,762
		bushels 1949...	49,716
		1944...	118,153
		Annual legumes:	
		Dry field and seed beans harvested	
		for beans.....farms reporting 1949...	1
		1944 ² ...	
		acres 1949...	6
		1944 ² ...	
		100-lb. bags 1949...	91
		1944 ² ...	
		Dry field and seed peas, other than Austrian	
		winter peas, harvested for peas.....farms reporting 1949...	1
		1944...	
		acres 1949...	17
		1944...	
		100-lb. bags 1949...	
		1944...	45
		Hay crops:	
		Land from which hay was cut.....farms reporting 1949...	102
		acres 1949...	10,511
		Alfalfa cut for hay (or for	
		dehydrating).....farms reporting 1949...	92
		1944...	138
		acres 1949...	6,818
		1944...	12,623
		tons 1949...	9,862
		1944...	10,549
		Clover or timothy out for hay.....farms reporting 1949...	5
		1944...	2
		acres 1949...	81
		1944...	78
		tons 1949...	109
		1944...	90
		Oats, wheat, barley, rye, or other small	
		grain out for hay.....farms reporting 1949...	15
		1944...	
		acres 1949...	670
		1944...	
		tons 1949...	1,438
		1944...	
		Wild hay cut.....farms reporting 1949...	33
		1944...	36
		acres 1949...	2,752
		1944...	2,092
		tons 1949...	3,586
		1944...	1,654

¹Ewes and ewe lambs kept for breeding.
²Does not include soybeans.

1950 CENSUS OF AGRICULTURE

FARMS, FARM CHARACTERISTICS, FARM PRODUCTS

For release February 26, 1951

CANYON, IDAHO

(82-014) Series AC50-1

This release presents figures from the 1950 Census of Agriculture, together with available comparative data from the 1945 Census of Agriculture. The figures from the 1950 Census are preliminary and are subject to revision. A similar report will be released for every county in the United States. A preliminary report, carrying State totals only, will be issued following the publication of figures for all of the counties in the State. After that, final figures for this county and for other counties in the State will be published in a State Report.

Generally, the data for both 1950 and 1945 are based upon the tabulation of reports for all farms in the county. However, the 1950 data for items followed by a star (*) represent estimates for all farms made on the basis of reports from a sample of approximately 20 percent of the farms.

Inventory items are for April 1, 1950 and January 1, 1945; and production items are for the calendar years 1949 and 1944.

Item	County total	Item	County total
FARMS, ACREAGE, AND VALUE		FARMS BY SIZE	
Farms.....number	1950... 3,985 1945... 3,777	Under 10 acres.....number	1950... 678 1945... 545
Approximate land area.....acres	1950... 371,200 1945... 79.7	Under 3 acres.....number	1950... 55 1945... 76
Proportion in farms.....percent	1950... 213,670 1945... 102,415	3 to 9 acres.....number	1950... 623 1945... 469
Land owned by farm operators.....acres	1950... 26,722 1945... 6,681	10 to 29 acres.....number	1950... 603 1945... 581
Land rented from others by farm operators.....acres	1950... 295,994 1945... 270,337	30 to 49 acres.....number	1950... 780 1945... 839
Land managed by farm operators.....acres	1950... 74.3 1945... 71.6	50 to 69 acres.....number	1950... 314 1945... 291
Land rented to others by farm operators.....acres	1950* 18,217 1945... 8,852	70 to 99 acres.....number	1950... 869 1945... 865
Land in farms.....acres	1950* 231.37 1945... 123.68	100 to 139 acres.....number	1950... 324 1945... 300
Average size of farm.....acres	1950... 3.264 1945... 3.150	140 to 179 acres.....number	1950... 204 1945... 189
Value of land and buildings.....average per farm, dollars	1949... 150,043 1944... 138,457	180 to 219 acres.....number	1950... 60 1945... 38
average per acre, dollars	1949... 406 1944... 356	220 to 259 acres.....number	1950... 25 1945... 65
Land in farms according to use:		260 to 499 acres.....number	1950... 53 1945... 24
Cropland harvested.....farms reporting	1949... 3,264 1944... 3,150	500 to 999 acres.....number	1950... 15 1945... 10
acres	1949... 150,043 1944... 138,457	1,000 acres and over.....number	1950... 1,380 1945... 4
1 to 9 acres.....farms reporting	1949... 406 1944... 356	FARMS BY COLOR AND TENURE OF OPERATOR	
10 to 19 acres.....farms reporting	1949... 318 1944... 370	Farms by color of operator:	
20 to 29 acres.....farms reporting	1949... 430 1944... 533	White operators.....number	1950... 3,932 1945... 3,744
30 to 49 acres.....farms reporting	1949... 738 1944... 747	Nonwhite operators.....number	1950... 53 1945... 33
50 to 99 acres.....farms reporting	1949... 1,162 1944... 892	Farms by tenure of operator:	
100 to 199 acres.....farms reporting	1949... 219 1944... 176	Full owners.....number	1950... 2,541 1945... 2,488
200 acres and over.....farms reporting	1949... 41 1944... 26	Part owners.....number	1950... 461 1945... 371
Cropland used only for pasture.....farms reporting	1949... 2,109 1944... 1,512	Managers.....number	1950... 9 1945... 11
acres	1949... 30,749 1944... 16,420	All tenants.....number	1950... 974 1945... 907
Cropland not harvested and not pastured.....farms reporting	1949... 600 1944... 10,649	Proportion of tenancy.....percent	1950... 24.4 1945... 24.0
acres	1949... 7,248 1944... 110	Cash tenants.....number	1950... 168 1945... 192
Cultivated summer fallow.....farms reporting	1949... 1,361 1944... 105	Share-cash tenants.....number	1950... 195 1945... 15
1 to 49 acres.....farms reporting	1949... 514 1944... 9,288	Share tenants and croppers.....number	1950... 483 1945... 492
50 to 199 acres.....farms reporting	1949... 52 1944... 5	Crop-share tenants and croppers.....number	1950... 377 1945... 106
200 acres and over.....farms reporting	1949... 514 1944... 9,288	Livestock-share tenants.....number	1950... 128 1945... 208
Other.....farms reporting	1949... 514 1944... 9,288	Other and unspecified tenants.....number	1950... 34 1945... 94
Woodland pastured.....farms reporting	1949... 62 1944... 61	SPECIFIED FACILITIES AND EQUIPMENT*	
acres	1949... 3,064 1944... 844	Telephones.....farms reporting	1950... 2,825 1945... 1,788
Woodland not pastured.....farms reporting	1949... 28 1944... 52	Electricity.....farms reporting	1950... 3,946 1945... 3,569
acres	1949... 1,465 1944... 876	From a power line.....farms reporting	1950... 3,790 1945... 8.02
Other pasture (not cropland and not woodland).....farms reporting	1949... 1,409 1944... 2,184	Average of last monthly electric bill.....dollars	1950... 8.02 1945... 3,330
acres	1949... 52,969 1944... 66,284	Electric water pump.....farms reporting	1950... 2,614 1945... 2,997
Other land (house lots, roads, wasteland, etc.).....farms reporting	1949... 3,789 1944... 3,361	Electric hot-water heater.....farms reporting	1950... 3,690 1945... 1,142
acres	1949... 47,055 1944... 40,428	Home freezer.....farms reporting	1950... 102 1945... 1,764
Irrigated land in farms.....farms reporting	1949... 3,873 1944... 3,455	Electric washing machine.....farms reporting	1950... 364 1945... 371
acres	1949... 196,901 1944... 171,885	Electric chick brooder.....farms reporting	1950... 55 1945... 55
Land irrigated by sprinklers.....farms reporting	1949... 43 1944... 2,045	Electric power feed grinder.....farms reporting	1950... 139 1945... 140
FARM OPERATORS		Milking machine.....farms reporting	1950... 185 1945... 202
Residing on farm operated.....operators reporting	1950... 3,819 1945... 3,612	Grain combines.....farms reporting	1950... 264 1945... 264
Not residing on farm operated.....operators reporting	1950... 119 1945... 136	Corn pickers.....farms reporting	1950... 55 1945... 55
With other income of family exceeding value of agricultural products sold.....operators reporting	1949... 1,133 1944... 1,802	Pick-up hay balers.....farms reporting	1950... 139 1945... 140
Working off their farm, total.....operators reporting	1949... 837 1944... 837	Upright silos.....farms reporting	1950... 202 1945... 264
100 days or more.....operators reporting	1949... 1,038 1944... 569	Pit or trench silos.....farms reporting	1950... 264 1945... 264

*Data for 1944 not strictly comparable with those for 1949.

FARMS, FARM CHARACTERISTICS, AND FARM PRODUCTS

2--Canyon, Idaho

Item	County total	Item	County total
SPECIFIED FACILITIES AND EQUIPMENT*—Continued			
Motortrucks.....farms reporting 1950...	1,676	Livestock farms other than dairy and poultry.....number 1950...	275
.....1945.....	1,069	General farms.....number 1950.....	939
.....number 1950.....	2,187number 1950.....	350
.....1945.....	1,259number 1950.....	34
Tractors.....farms reporting 1950.....	2,506number 1950.....	493
.....1945.....	1,356number 1950.....	812
.....number 1950.....	3,505	Miscellaneous and unclassified farms.....number 1950.....	
.....1945.....	1,553		
.....number 1950.....	2,376	FARMS BY ECONOMIC CLASS	
.....1945.....	3,219	Commercial farms.....number 1950.....	3,188
Wheel tractors other than garden.....farms reporting 1950.....	141	Class I (Value of products sold, \$25,000 or more).....number 1950.....	160
.....number 1950.....	142	Class II (Value of products sold, \$10,000-\$24,999).....number 1950.....	571
Garden tractors.....farms reporting 1950.....	132	Class III (Value of products sold, \$5,000-\$9,999).....number 1950.....	809
.....number 1950.....	144	Class IV (Value of products sold, \$2,500-\$4,999).....number 1950.....	849
Crawler tractors.....farms reporting 1950.....	3,543	Class V (Value of products sold, \$1,200-\$2,499).....number 1950.....	623
.....number 1950.....	3,281	Class VI (Value of products sold, \$250-\$1,199).....number 1950.....	174
Automobiles.....farms reporting 1950.....	4,527number 1950.....	797
.....1945.....	3,740	Other farms.....number 1950.....	380
.....number 1950.....		Part-time ¹number 1950.....	
Farms by class of work power:	852	Residential (less than \$250 value of products sold).....number 1950.....	417
No tractor, horses, or mules.....farms reporting 1950.....	109	Abnormal ²number 1950.....	
No tractor and only 1 horse or mule.....farms reporting 1950.....	540	VALUE OF PRODUCTS SOLD, BY SOURCE	
No tractor and 2 or more horses and/or mules.....farms reporting 1950.....	1,140	All farm products sold.....dollars 1949.....	18,003,631
Tractor and horses and/or mules.....farms reporting 1950.....	1,3441944.....	18,317,987
Tractor and no horses or mules.....farms reporting 1950.....		All crops sold.....dollars 1949.....	15,033,179
	1944.....	9,432,043
TRADING CENTER AND ROAD*			
Distance to trading center visited most frequently:		Field crops, other than vegetables and fruits and nuts sold.....dollars 1949.....	12,062,721
Under 1 mile.....farms reporting 1950.....	951944.....	5,427,404
1 to 4 miles.....farms reporting 1950.....	2,139	Vegetables sold.....dollars 1949.....	1,556,241
5 to 9 miles.....farms reporting 1950.....	1,2541944.....	1,276,768
10 miles and over.....farms reporting 1950.....	443	Fruits and nuts sold.....dollars 1949.....	881,310
Average distance reported.....miles 1950.....	51944.....	1,174,239
Distance over dirt or unimproved roads:		Horticultural specialties sold.....dollars 1949.....	532,918
0.5 to 0.9 miles.....farms reporting 1950.....	2,1401944.....	1,551,008
1.0 to 0.9 miles.....farms reporting 1950.....	602	All livestock and livestock products sold.....dollars 1949.....	10,469,603
1.0 to 4.9 miles.....farms reporting 1950.....	8651944.....	8,881,141
5.0 miles and over.....farms reporting 1950.....	71	Dairy products sold.....dollars 1949.....	4,419,340
Average distance reported.....miles 1950.....	0.61944.....	4,736,136
Kind of road on which farm is located:		Poultry and poultry products sold.....dollars 1949.....	811,182
Hard surface.....farms reporting 1950.....	1,6211944.....	637,998
Gravel, shell, or shale.....farms reporting 1950.....	1,844	Livestock and livestock products, other than dairy and poultry, sold.....dollars 1949.....	5,969,081
Dirt or unimproved.....farms reporting 1950.....	3401944.....	3,509,407
FARM LABOR*			
Week preceding enumeration:		Forest products sold.....dollars 1949.....	191
Family and/or hired workers.....farms reporting 1950.....	3,5961944.....	2,801
.....persons 1950.....	7,019	HORSES AND MULES	
.....1950.....	3,545	Horses and/or mules.....farms reporting 1950.....	1,743
Family workers, including operator.....farms reporting 1950.....	3,420	Horses and colts, including ponies.....farms reporting 1950.....	1,704
.....persons 1950.....	1,3711945.....	2,399
Operators.....persons 1950.....	1,944number 1950.....	4,733
Unpaid members of operator's family.....farms reporting 1950.....	8361945.....	7,779
.....persons 1950.....	1,655	Mules and mule colts.....farms reporting 1950.....	100
Hired workers.....farms reporting 1950.....	1945.....	166
.....persons 1950.....	number 1950.....	232
SPECIFIED FARM EXPENDITURES*			
Specified farm expenditures.....farms reporting 1949.....	3,6461945.....	428
Machine hire and/or hired labor.....farms reporting 1949.....	3,019	CATTLE AND DAIRY PRODUCTS	
Machine hire.....farms reporting 1949.....	2,667	Cattle and calves.....farms reporting 1950.....	3,387
.....dollars 1949.....	858,8231945.....	3,322
Hired labor.....farms reporting 1949.....	2,409number 1950.....	66,274
.....dollars 1949.....	4,171,9731945.....	66,470
Feed for livestock and poultry.....farms reporting 1949.....	3,082	Cows, including heifers that have calved.....farms reporting 1950.....	3,247
.....dollars 1949.....	2,643,174number 1950.....	3,256
Livestock and poultry purchased.....farms reporting 1949.....	2,604number 1950.....	26,717
.....dollars 1949.....	2,607,7381945.....	35,447
Seeds, bulbs, plants, and trees purchased.....farms reporting 1949.....	2,522	Milk cows.....farms reporting 1950.....	3,187
.....dollars 1949.....	646,959number 1950.....	24,037
Gasoline and other petroleum fuel and oil.....farms reporting 1949.....	2,709number 1950.....	2,553
.....dollars 1949.....	1,269,622	Heifers born before Jan. 1.....farms reporting 1950.....	15,836
Tractor repairs.....farms reporting 1949.....	1,924number 1950.....	2,131
.....dollars 1949.....	427,984	Steers and bulls born before Jan. 1.....farms reporting 1950.....	15,174
Other farm machinery repairs.....farms reporting 1949.....	2,065number 1950.....	2,204
.....dollars 1949.....	466,762number 1950.....	8,347
FARMS BY TOTAL VALUE OF PRODUCTS SOLD			
No sales.....number 1950.....	163	Whole milk sold.....farms reporting 1949.....	2,498
\$1 to \$249.....number 1950.....	2541944.....	2,704
\$250 to \$399.....number 1950.....	128gallons 1949.....	15,618,136
\$400 to \$499.....number 1950.....	1241944.....	17,968,063
\$500 to \$999.....number 1950.....	252	Cream sold.....dollars 1949.....	4,281,794
\$1,000 to \$1,499.....number 1950.....	162farms reporting 1949.....	211
\$1,500 to \$2,499.....number 1950.....	5131944.....	278
\$2,500 to \$3,999.....number 1950.....	600pounds of butterfat 1949.....	218,097
\$4,000 to \$7,999.....number 1950.....	4931944.....	314,428
\$8,000 to \$9,999.....number 1950.....	565dollars 1949.....	137,847
\$10,000 and over.....number 1950.....	731	Butter, buttermilk, skim milk, and cheese sold.....farms reporting 1949.....	4
FARMS BY TYPE OF FARM			
Field-crop farms other than vegetable and fruit-and-nut.....number 1950.....	632dollars 1949.....	93
Cash-grain.....number 1950.....	154	HOGS	
Cotton.....number 1950.....		Hogs and pigs.....farms reporting 1950.....	1,340
Other field-crop.....number 1950.....	478number 1950.....	1,148
Vegetable farms.....number 1950.....	56number 1950.....	16,091
Fruit-and-nut farms.....number 1950.....	501945.....	14,882
Dairy farms.....number 1950.....	1,166	4 months old and over.....farms reporting 1950.....	1,084
Poultry farms.....number 1950.....	55number 1950.....	7,411
		Less than 4 months old.....farms reporting 1950.....	730
	number 1950.....	8,680
		Sows and gilts for spring farrowing.....farms reporting 1950.....	621
	1945.....	607
	number 1950.....	2,084
	1945.....	1,734

¹Part-time farms include those with value of products sold of \$250-\$1,199 and operator either reporting 100 days or more of off-farm work or reporting other income exceeding value of agricultural products sold.

²Public and private institutional farms, community projects, etc. cows and heifers 2 years old and over.

Item	County total	Item	County total
SHEEP AND WOOL		SPECIFIED CROPS HARVESTED	
Sheep and lambs.....farms reporting 1950...	331	Corn:	
1945.....	373	Corn for all purposes.....farms reporting 1949...	921
number 1950...	28,851	1944.....	852
1945.....	26,303	acres 1949...	9,143
1944.....	282	1944.....	7,979
Sheep and lambs born before Oct. 1, 1949..farms reporting 1950...	13,878	Harvested for grain.....farms reporting 1949...	632
1945 ¹	277	1944.....	587
number 1950...	13,484	acres 1949...	5,388
Ewes.....farms reporting 1950...	20,561	1944.....	5,051
1945 ¹	302	bushels 1949...	300,734
number 1950...	1,796	1944.....	219,815
Yearling ewes.....farms reporting 1950...	239	Cut for silage.....farms reporting 1949...	371
1945 ¹	11,688	acres 1949...	3,576
number 1950...	139	tons..green weight 1949...	41,606
Rams and wethers.....farms reporting 1950...	394	Hogged or grazed, or cut for green	
1945.....	269	or dry fodder.....farms reporting 1949...	36
number 1950...	14,973	acres 1949...	179
Lambs born since Oct. 1, 1949.....farms reporting 1950...	220	Small grains:	
1944.....	267	Grains grown together and threshed	
number shorn 1949...	13,945	as a mixture.....farms reporting 1949...	977
Wool shorn.....pounds 1949...	135,735	acres 1949...	12,172
1944.....	191,911	bushels 1949...	604,917
Average date of enumeration.....1950...	Apr. 1-Apr. 14	Winter wheat threshed or combined.....farms reporting 1949...	49
POULTRY AND POULTRY PRODUCTS		1944.....	39
Chickens, 4 months old and over, on hand....farms reporting 1950...	2,893	acres 1949...	1,051
1945.....	3,048	1944.....	357
number 1950...	152,843	bushels 1949...	26,301
1945.....	190,943	1944.....	15,970
Chickens sold.....farms reporting 1949...	1,172	1949...	1,425
number 1949...	241,452	1944.....	1,033
dollars 1949...	242,919	acres 1949...	19,262
Chicken eggs sold.....farms reporting 1949...	1,440	1944.....	10,206
dozens 1949...	959,638	bushels 1949...	835,719
dollars 1949...	417,453	1944.....	455,270
Turkeys, 4 months old and over, on hand....farms reporting 1950...	59	Oats threshed or combined.....farms reporting 1949...	741
number 1950...	1,365	1944.....	606
Turkeys raised.....farms reporting 1949...	106	acres 1949...	6,580
1944.....	47	1944.....	4,505
number 1949...	24,128	bushels 1949...	323,783
1944.....	14,101	1944.....	240,569
ANIMALS SOLD ALIVE		Oats cut for feeding unthreshed.....farms reporting 1949...	74
Cattle, hogs, sheep, horses, or mules		1944.....	42
sold alive.....farms reporting 1949...	2,963	acres 1949...	558
dollars 1949...	5,758,057	1944.....	265
Cattle and/or calves sold alive.....farms reporting 1949...	2,713	Barley threshed or combined.....farms reporting 1949...	528
1944.....	2,220	1944.....	577
number 1949...	35,613	acres 1949...	7,063
1944.....	30,260	1944.....	6,466
Cattle sold alive, excluding calves....farms reporting 1949...	2,220	bushels 1949...	279,981
number 1949...	25,750	1944.....	285,724
dollars 1949...	4,198,542	Annual legumes:	
Calves sold alive.....farms reporting 1949...	1,617	Dry field and seed beans harvested	
number 1949...	9,863	for beans.....farms reporting 1949...	364
dollars 1949...	456,120	1944 ²	122
Hogs and pigs sold alive.....farms reporting 1949...	1,142	acres 1949...	6,907
1944.....	1,291	1944 ²	1,859
number 1949...	24,675	100-lb. bags 1949...	126,924
1944.....	35,750	1944 ²	30,162
dollars 1949...	758,254	Dry field and seed peas, other than Austrian	
Sheep and lambs sold alive.....farms reporting 1949...	227	winter peas, harvested for peas.....farms reporting 1949...	6
1944.....	259	1944.....	20
number 1949...	16,500	acres 1949...	55
1944.....	27,954	1944.....	377
dollars 1949...	318,590	100-lb. bags 1949...	969
Horses and mules sold alive.....farms reporting 1949...	321	1944.....	5,520
number 1949...	616	Hay crops:	
dollars 1949...	26,551	Land from which hay was cut.....farms reporting 1949...	2,548
FARM SLAUGHTER		acres 1949...	45,908
Any cattle, hogs, or sheep butchered.....farms reporting 1949...	2,211	Alfalfa cut for hay (or for	
Cattle and/or calves butchered.....farms reporting 1949...	1,594	dehydrating).....farms reporting 1949...	2,436
number 1949...	1,926	1944.....	2,687
1949.....	868	acres 1949...	39,297
1944.....	893	1944.....	52,970
Cattle butchered, excluding calves....farms reporting 1949...	989	tons 1949...	150,210
number 1949...	1,060	1944.....	197,819
1944.....	767	Clover or timothy cut for hay.....farms reporting 1949...	468
Calves butchered.....farms reporting 1949...	474	1944.....	237
number 1949...	937	acres 1949...	5,680
1944.....	588	1944.....	2,288
Hogs and pigs butchered.....farms reporting 1949...	1,320	tons 1949...	8,334
1944.....	1,365	1944.....	3,491
number 1949...	2,174	Oats, wheat, barley, rye, or other small	
1944.....	2,190	grain cut for hay.....farms reporting 1949...	107
Sheep and lambs butchered.....farms reporting 1949...	86	1944.....	49
number 1949...	242	acres 1949...	723
Meat, lard, hides, and other products sold		1944.....	407
from animals butchered.....farms reporting 1949...	230	tons 1949...	1,533
dollars 1949...	7,786	1944.....	669
		Wild hay cut.....farms reporting 1949...	12
		1944.....	10
		acres 1949...	170
		1944.....	218
		tons 1949...	404
		1944.....	236

¹Ewes and ewe lambs kept for breeding.
²Does not include soybeans.

1950 CENSUS OF AGRICULTURE

FARMS, FARM CHARACTERISTICS, FARM PRODUCTS

For release February 15, 1951

CARIBOU, IDAHO

(82-015) Series AC50-1

This release presents figures from the 1950 Census of Agriculture, together with available comparative data from the 1945 Census of Agriculture. The figures from the 1950 Census are preliminary and are subject to revision. A similar report will be released for every county in the United States. A preliminary report, carrying State totals only, will be issued following the publication of figures for all of the counties in the State. After that, final figures for this county and for other counties in the State will be published in a State Report.

Generally, the data for both 1950 and 1945 are based upon the tabulation of reports for all farms in the county. However, the 1950 data for items followed by a star (*) represent estimates for all farms made on the basis of reports from a sample of approximately 20 percent of the farms.

Inventory items are for April 1, 1950 and January 1, 1945; and production items are for the calendar years 1949 and 1944.

Item	County total	Item	County total
FARMS, ACREAGE, AND VALUE		FARMS BY SIZE	
Farms.....number 1950.....	593	Under 10 acres.....number 1950.....	18
	190number 1945.....	3
Approximate land area.....acres 1950.....	**1,118,080	Under 3 acres.....number 1950.....	2
Proportion in farms.....percent 1950.....	37.3number 1945.....	1
Land owned by farm operators.....acres 1950.....	320,240	3 to 9 acres.....number 1950.....	16
Land rented from others by farm operators.....acres 1950.....	111,180number 1945.....	2
Land managed by farm operators.....acres 1950.....	9,196	10 to 29 acres.....number 1950.....	7
Land rented to others by farm operators.....acres 1950.....	25,983number 1945.....	3
Land in farms.....acres 1950.....	414,643	30 to 49 acres.....number 1950.....	6
	167,721number 1945.....	2
Average size of farm.....acres 1950.....	699.2	50 to 69 acres.....number 1950.....	8
	822.7number 1945.....	1
Value of land and buildings.....average per farm, dollars 1950.....	35,555	70 to 99 acres.....number 1950.....	28
	17,028number 1945.....	3
.....average per acre, dollars 1950*.....	49.81	100 to 139 acres.....number 1950.....	22
	19.29number 1945.....	4
Land in farms according to use:		140 to 179 acres.....number 1950.....	71
Cropland harvested.....farms reporting 1949.....	562number 1945.....	11
	177	180 to 219 acres.....number 1950.....	22
.....acres 1949.....	145,992number 1945.....	6
	47,690	220 to 259 acres.....number 1950.....	35
1 to 9 acres.....farms reporting 1949.....	9number 1945.....	12
	3	260 to 499 acres.....number 1950.....	146
10 to 19 acres.....farms reporting 1949.....	6number 1945.....	46
	3	500 to 999 acres.....number 1950.....	113
20 to 29 acres.....farms reporting 1949.....	4number 1945.....	46
	3	1,000 acres and over.....number 1950.....	117
30 to 49 acres.....farms reporting 1949.....	28number 1945.....	53
	10		
50 to 99 acres.....farms reporting 1949.....	111	FARMS BY COLOR AND TENURE OF OPERATOR	
	32	Farms by color of operator:	
100 to 199 acres.....farms reporting 1949.....	180	White operators.....number 1950.....	593
	46number 1945.....	190
200 acres and over.....farms reporting 1949.....	224	Nonwhite operators.....number 1950.....
	83number 1945.....
Cropland used only for pasture.....farms reporting 1949.....	187	Farms by tenure of operator:	
	27	Full owners.....number 1950.....	356
.....acres 1949.....	10,473number 1945.....	110
	1,036	Part owners.....number 1950.....	158
Cropland not harvested and not pastured.....farms reporting 1949.....	409number 1945.....	51
	64,297	Managers.....number 1950.....	3
.....acres 1949.....	14,062number 1945.....	3
	384	All tenants.....number 1950.....	76
Cultivated summer fallow.....farms reporting 1949.....	61,397number 1945.....	26
	120	Proportion of tenancy.....percent 1950.....	12.8
1 to 49 acres.....farms reporting 1949.....	185percent 1945.....	13.7
50 to 199 acres.....farms reporting 1949.....	65	Cash tenants.....number 1950.....	8
200 acres and over.....farms reporting 1949.....	89number 1945.....	6
Other.....farms reporting 1949.....	2,900	Share-cash tenants.....number 1950.....	4
	58number 1945.....	1
Woodland pastured.....farms reporting 1949.....	9	Share tenants and croppers.....number 1950.....	58
	16,499number 1945.....	17
.....acres 1949.....	1,341	Crop-share tenants and croppers.....number 1950.....	47
	15	Livestock-share tenants.....number 1950.....	11
Woodland not pastured.....farms reporting 1949.....	4	Other and unspecified tenants.....number 1950.....	6
	5,681number 1945.....	2
.....acres 1949.....	615	Other tenants.....number 1950.....	1
	178	Unspecified tenants.....number 1950.....	5
Other pasture (not cropland and not woodland).....farms reporting 1949.....	357		
	140,014	SPECIFIED FACILITIES AND EQUIPMENT*	
.....acres 1949.....	93,914	Telephones.....farms reporting 1950.....	443
	555farms reporting 1945.....	59
Other land (house lots, roads, wasteland, etc.).....farms reporting 1949.....	180	Electricity.....farms reporting 1950.....	524
	31,687farms reporting 1945.....	63
.....acres 1949.....	9,057	From a power line.....farms reporting 1950.....	505
	392	Average of last monthly electric bill.....dollars 1950.....	9.47
Irrigated land in farms.....farms reporting 1949.....	69	Electric water pump.....farms reporting 1950.....	295
	41,360	Electric hot-water heater.....farms reporting 1950.....	399
.....acres 1949.....	7,866	Home freezer.....farms reporting 1950.....	115
	Electric washing machine.....farms reporting 1950.....	461
Land irrigated by sprinklers.....farms reporting 1949.....	Electric chick brooder.....farms reporting 1950.....	126
	Electric power feed grinder.....farms reporting 1950.....	32
	Milking machine.....farms reporting 1950.....	245
	Grain combines.....farms reporting 1950.....	381
number 1950.....	468
	Corn pickers.....farms reporting 1950.....	1
number 1950.....	1
	Pick-up hay balers.....farms reporting 1950.....	35
number 1950.....	35
	Upright silos.....farms reporting 1950.....	10
number 1950.....	15
	Pit or trench silos.....farms reporting 1950.....	7
number 1950.....	7
		
FARM OPERATORS			
Residing on farm operated.....operators reporting 1950.....	487		
	135		
Not residing on farm operated.....operators reporting 1950.....	95		
	51		
With other income of family exceeding value of agricultural products sold.....operators reporting 1949.....	108		
Working off their farm, total.....operators reporting 1949.....	241		
	55		
100 days or more.....operators reporting 1949.....	82		
	22		

*Data for 1944 not strictly comparable with those for 1949.
**366,080 acres annexed in 1948.

Item	County total	Item	County total
SPECIFIED FACILITIES AND EQUIPMENT^A--Continued		FARMS BY TYPE OF FARM--Continued	
Motortrucks.....farms reporting 1950...	462	Livestock farms other than dairy and poultry.....number 1950...	141
.....1945...	114	General farms.....number 1950...	95
.....number 1950...	694number 1950...	19
.....1945...	153number 1950...	42
Tractors.....farms reporting 1950...	559number 1950...	34
.....1945...	130number 1950...	43
.....number 1950...	947	Miscellaneous and unclassified farms.....number 1950...	
.....1945...	154		
Wheel tractors other than garden.....farms reporting 1950...	492	FARMS BY ECONOMIC CLASS	
.....number 1950...	672	Commercial farms.....number 1950...	550
.....1945...	11	Class I (Value of products sold, \$25,000 or more)..number 1950...	60
Garden tractors.....farms reporting 1950...	11	Class II (Value of products sold, \$10,000-\$24,999)..number 1950...	156
.....number 1950...	11	Class III (Value of products sold, \$5,000-\$9,999)..number 1950...	136
.....1945...	220	Class IV (Value of products sold, \$2,500-\$4,999)..number 1950...	137
Crawler tractors.....farms reporting 1950...	264	Class V (Value of products sold, \$1,200-\$2,499)..number 1950...	42
.....number 1950...	538	Class VI (Value of products sold, \$250-\$1,199) ¹ ..number 1950...	19
.....1945...	123	Other farms.....number 1950...	43
.....number 1950...	721	Part-time ²number 1950...	14
.....1945...	140	Residential (Less than \$250 value of products sold).....number 1950...	28
Farms by class of work power:		Abnormal ²number 1950...	1
No tractor, horses, or mules.....farms reporting 1950...	48	VALUE OF PRODUCTS SOLD, BY SOURCE	
No tractor and only 1 horse or mule.....farms reporting 1950...		All farm products sold.....dollars 1949...	6,441,981
No tractor and 2 or more horses and/or mules.....farms reporting 1950...	191944...	1,778,151
Tractor and horses and/or mules.....farms reporting 1950...	405	All crops sold.....dollars 1949...	3,856,177
Tractor and no horses or mules.....farms reporting 1950...	1211944...	714,903
TRADING CENTER AND ROAD^A		Field crops, other than vegetables and fruits and nuts sold.....dollars 1949...	3,855,934
Distance to trading center visited most frequently:	1944...	714,903
Under 1 mile.....farms reporting 1950...	69	Vegetables sold.....dollars 1949...	35
1 to 4 miles.....farms reporting 1950...	1711944...	243
5 to 9 miles.....farms reporting 1950...	179	Fruits and nuts sold.....dollars 1949...	
10 miles and over.....farms reporting 1950...	1881944...	
Average distance reported.....miles 1950...	9	Horticultural specialties sold.....dollars 1949...	
Distance over dirt or unimproved roads:	1944...	
0.0 to 0.2 miles.....farms reporting 1950...	332	All Livestock and livestock products sold.....dollars 1949...	2,583,014
0.3 to 0.9 miles.....farms reporting 1950...	381944...	1,059,533
1.0 to 4.9 miles.....farms reporting 1950...	92	Dairy products sold.....dollars 1949...	396,262
5.0 miles and over.....farms reporting 1950...	391944...	117,009
Average distance reported.....miles 1950...	1.2	Poultry and poultry products sold.....dollars 1949...	42,186
Kind of road on which farm is located:	1944...	57,447
Hard surface.....farms reporting 1950...	122	Livestock and livestock products, other than dairy and poultry, sold.....dollars 1949...	2,144,566
Gravel, shell, or shale.....farms reporting 1950...	4011944...	885,077
Dirt or unimproved.....farms reporting 1950...	82	Forest products sold.....dollars 1949...	2,790
FARM LABOR^A	1944...	3,715
Week preceding enumeration:		HORSES AND MULES	
Family and/or hired workers.....farms reporting 1950...	552	Horses and/or mules.....farms reporting 1950...	397
.....persons 1950...	1,172	Horses and colts, including ponies.....farms reporting 1950...	397
Family workers, including operator.....farms reporting 1950...	540number 1950...	2,180
Operators.....persons 1950...	5201945...	1,190
Unpaid members of operator's family.....farms reporting 1950...	241	Males and mule colts.....farms reporting 1950...	4
.....persons 1950...	3831945...	
Hired workers.....farms reporting 1950...	148number 1950...	11
.....persons 1950...	2691945...	
SPECIFIED FARM EXPENDITURES^A		CATTLE AND DAIRY PRODUCTS	
Specified farm expenditures.....farms reporting 1949...	610	Cattle and calves.....farms reporting 1950...	465
Machine hire and/or hired labor.....farms reporting 1949...	5501945...	153
Machine hire.....dollars 1949...	386number 1950...	23,819
.....1945...	172,8631944...	6,954
Hired labor.....farms reporting 1949...	475	Cows, including heifers that have calved.....farms reporting 1950...	460
.....dollars 1949...	687,6581945...	149
Feed for livestock and poultry.....farms reporting 1949...	425number 1950...	10,202
.....dollars 1949...	333,4331945...	3,099
Livestock and poultry purchased.....farms reporting 1949...	329	Milk cows.....farms reporting 1950...	426
.....dollars 1949...	687,459number 1950...	3,255
Seeds, bulbs, plants, and trees purchased.....farms reporting 1949...	430	Heifers born 1 year or less.....farms reporting 1950...	384
.....dollars 1949...	154,730number 1950...	5,269
Gasoline and other petroleum fuel and oil.....farms reporting 1949...	563	Steers and bulls born before Jan. 1.....farms reporting 1950...	323
.....dollars 1949...	419,595number 1950...	5,139
Tractor repairs.....farms reporting 1949...	408	Calves born since Jan. 1.....farms reporting 1950...	336
.....dollars 1949...	170,328number 1950...	3,203
Other farm machinery repairs.....farms reporting 1949...	491	Whole milk sold.....farms reporting 1949...	322
.....dollars 1949...	216,5751944...	62
FARMS BY TOTAL VALUE OF PRODUCTS SOLD	gallons 1949...	1,575,241
No sales.....number 1950...	15dollars 1949...	379,750
\$1 to \$249.....number 1950...	14	Cream sold.....farms reporting 1949...	42
\$250 to \$399.....number 1950...	141944...	50
\$400 to \$599.....number 1950...	14pounds of butterfat 1949...	32,500
\$600 to \$999.....number 1950...	191944...	47,348
\$1,000 to \$1,499.....number 1950...	14dollars 1949...	16,512
\$1,500 to \$2,499.....number 1950...	18	Butter, buttermilk, skim milk, and cheese sold.....farms reporting 1949...	
\$2,500 to \$3,999.....number 1950...	85dollars 1949...	
\$4,000 to \$5,999.....number 1950...	66	HOGS	
\$6,000 to \$9,999.....number 1950...	122	Hogs and pigs.....farms reporting 1950...	255
\$10,000 and over.....number 1950...	2161945...	105
FARMS BY TYPE OF FARM	number 1950...	3,104
Field-crop farms other than vegetable and fruit-and-nut.....number 1950...	3001945...	1,825
Cash-grain.....number 1950...	286	4 months old and over.....farms reporting 1950...	248
Cotton.....number 1950...	14number 1950...	1,992
Other field-crop.....number 1950...	14	Less than 4 months old.....farms reporting 1950...	70
Vegetable farms.....number 1950...	number 1950...	1,112
Fruit-and-nut farms.....number 1950...		Sows and gilts for spring farrowing.....farms reporting 1950...	194
Dairy farms.....number 1950...	141945...	74
Poultry farms.....number 1950...	number 1950...	858
	1945...	357

¹Part-time farms include those with value of products sold of \$250-\$1,199 and operator either reporting 100 days or more of off-farm work or reporting other income exceeding value of agricultural products sold.
²Public and private institutional farms, community projects, etc.
 Cows and heifers 2 years old and over.

Item	County total	Item	County total
SHEEP AND WOOL		SPECIFIED CROPS HARVESTED	
Sheep and lambs.....farms reporting 1950...	146	Corn:	
1945.....	93	Corn for all purposes.....farms reporting 1949...	7
number 1950.....	39,372	1944.....	64
1945.....	40,770	acres 1949.....	64
1944.....	133	1944.....
Sheep and lambs born before Oct. 1, 1949.....farms reporting 1950...	23,402	Harvested for grain.....farms reporting 1949...
number 1950.....	131	1944.....
1945.....	84	acres 1949.....
1944.....	22,777	1944.....
Yearling ewes.....farms reporting 1950.....	35,241	acres 1949.....
number 1950.....	78	1944.....
1945.....	3,514	bushels 1949.....
1944.....	113	Cut for silage.....farms reporting 1949...	6
Older ewes.....farms reporting 1950.....	19,263	1944.....
number 1950.....	84	acres 1949.....	60
Rams and wethers.....farms reporting 1950...	625	tons..green weight 1949...	741
number 1950.....	93	or dry fodder.....farms reporting 1949...	1
Lambs born since Oct. 1, 1949.....farms reporting 1950...	15,970	acres 1949.....	4
number 1950.....	119	Small grains:	
1944.....	90	Grains grown together and threshed	
number shorn 1949.....	21,908	as a mixture.....farms reporting 1949...	18
1944.....	193,656	acres 1949...	531
Wool shorn.....pounds 1949...	313,495	bushels 1949...	13,927
1944.....	Apr. 1-Apr. 14	Winter wheat threshed or combined.....farms reporting 1949...	307
Average date of enumeration.....1950...		1944.....	42
		acres 1949...	40,841
		1944.....	3,649
		bushels 1949...	999,180
		1944.....	102,875
		acres 1949...	326
		1944.....	81
		acres 1949...	22,080
		1944.....	7,211
		bushels 1949...	426,908
		1944.....	185,341
		Oats threshed or combined.....farms reporting 1949...	116
		1944.....	69
		acres 1949...	2,008
		1944.....	1,653
		bushels 1949...	82,905
		1944.....	57,071
		Oats cut for feeding unthreshed.....farms reporting 1949...	12
		1944.....	29
		acres 1949...	195
		1944.....	704
		Barley threshed or combined.....farms reporting 1949...	442
		1944.....	117
		acres 1949...	48,097
		1944.....	16,127
		bushels 1949...	1,558,825
		1944.....	557,328
		Annual legumes:	
		Dry field and seed beans harvested	
		for beans.....farms reporting 1949...	1
		1944.....
		acres 1949...	10
		1944.....
		100-lb. bags 1949...	300
		1944.....
		Dry field and seed peas, other than Austrian	
		winter peas, harvested for peas.....farms reporting 1949...
		1944.....
		acres 1949...
		1944.....
		100-lb. bags 1949...
		1944.....
		Hay crops:	
		Land from which hay was cut.....farms reporting 1949...	424
		acres 1949...	30,239
		Alfalfa cut for hay (or for	
		dehydrating).....farms reporting 1949...	394
		1944.....	123
		acres 1949...	14,677
		1944.....	7,045
		tons 1949...	31,134
		1944.....	11,512
		Clover or timothy cut for hay.....farms reporting 1949...	81
		1944.....	27
		acres 1949...	6,719
		1944.....	4,101
		tons 1949...	9,088
		1944.....	4,791
		Oats, wheat, barley, rye, or other small	
		grain cut for hay.....farms reporting 1949...	60
		1944.....	21
		acres 1949...	1,459
		1944.....	617
		tons 1949...	1,892
		1944.....	758
		Wild hay cut.....farms reporting 1949...	77
		1944.....	54
		acres 1949...	6,978
		1944.....	5,948
		tons 1949...	8,133
		1944.....	5,444

POULTRY AND POULTRY PRODUCTS

ANIMALS SOLD ALIVE

FARM SLAUGHTER

¹Ewes and ewe lambs kept for breeding.
²Does not include soybeans.

1950 CENSUS OF AGRICULTURE

FARMS, FARM CHARACTERISTICS, FARM PRODUCTS

For release February 26, 1951

CASSIA, IDAHO

(82-016) Series AC50-1

This release presents figures from the 1950 Census of Agriculture, together with available comparative data from the 1945 Census of Agriculture. The figures from the 1950 Census are preliminary and are subject to revision. A similar report will be released for every county in the United States. A preliminary report, carrying State totals only, will be issued following the publication of figures for all of the counties in the State. After that, final figures for this county and for other counties in the State will be published in a State Report.

Generally, the data for both 1950 and 1945 are based upon the tabulation of reports for all farms in the county. However, the 1950 data for items followed by a star (*) represent estimates for all farms made on the basis of reports from a sample of approximately 20 percent of the farms.

Inventory items are for April 1, 1950 and January 1, 1945; and production items are for the calendar years 1949 and 1944.

Item	County total	Item	County total
FARMS, ACREAGE, AND VALUE		FARMS BY SIZE	
Farms.....number 1950...	1,248	Under 10 acres.....number 1950...	60
1945.....	1,295	1945.....	48
Approximate land area.....acres 1950...	1,628,160	Under 3 acres.....number 1950...	21
Proportion in farms.....percent 1950...	28.5	1945.....	9
Land owned by farm operators.....acres 1950...	358,241	3 to 9 acres.....number 1950...	39
Land rented from others by farm operators.....acres 1950...	115,249	1945.....	39
Land managed by farm operators.....acres 1950...	8,548	10 to 29 acres.....number 1950...	73
Land rented to others by farm operators.....acres 1950...	17,400	1945.....	58
Land in farms.....acres 1950...	464,632	30 to 49 acres.....number 1950...	181
1945.....	360,455	1945.....	241
Average size of farm.....acres 1950...	372.3	50 to 69 acres.....number 1950...	81
1945.....	278.3	1945.....	93
Value of land and buildings.....average per farm, dollars 1950*	21,521	70 to 99 acres.....number 1950...	314
1945.....	11,495	1945.....	374
average per acre, dollars 1950*	61.16	100 to 139 acres.....number 1950...	103
1945.....	41.30	1945.....	96
Land in farms according to use:		140 to 179 acres.....number 1950...	95
Cropland harvested.....farms reporting 1949...	1,171	1945.....	100
1944.....	1,251	180 to 219 acres.....number 1950...	45
acres 1949.....	124,819	1945.....	30
1944.....	108,459	220 to 259 acres.....number 1950...	30
1 to 9 acres.....farms reporting 1949...	39	1945.....	36
1944.....	61	260 to 499 acres.....number 1950...	81
10 to 19 acres.....farms reporting 1949...	48	1945.....	91
1944.....	50	500 to 999 acres.....number 1950...	79
20 to 29 acres.....farms reporting 1949...	71	1945.....	55
1944.....	99	1,000 acres and over.....number 1950...	106
30 to 49 acres.....farms reporting 1949...	229	1945.....	73
1944.....	294		
50 to 99 acres.....farms reporting 1949...	474	FARMS BY COLOR AND TENURE OF OPERATOR	
1944.....	485	Farms by color of operator:	
100 to 199 acres.....farms reporting 1949...	186	White operators.....number 1950...	1,245
1944.....	169	1945.....	1,293
200 acres and over.....farms reporting 1949...	124	Nonwhite operators.....number 1950...	3
1944.....	93	1945.....	2
Cropland used only for pasture.....farms reporting 1949...	568	Farms by tenure of operator:	
1944.....	427	Full owners.....number 1950...	811
acres 1949.....	12,581	1945.....	838
1944.....	10,398	Part owners.....number 1950...	191
Cropland not harvested and not pastured.....farms reporting 1949...	259	1945.....	172
acres 1949.....	43,990	Managers.....number 1950...	7
1944.....	28,071	1945.....	6
Cultivated summer fallow.....farms reporting 1949...	147	All tenants.....number 1950...	239
acres 1949.....	37,789	1945.....	279
1 to 49 acres.....farms reporting 1949...	61	Proportion of tenancy.....percent 1950...	19.2
50 to 199 acres.....farms reporting 1949...	38	1945.....	21.5
200 acres and over.....farms reporting 1949...	48	Cash tenants.....number 1950...	11
Other.....farms reporting 1949...	126	1945.....	23
acres 1949.....	6,201	Share-cash tenants.....number 1950...	10
Woodland pastured.....farms reporting 1949...	17	1945.....	1
1944.....	21	Share tenants and croppers.....number 1950...	196
acres 1949.....	7,375	1945.....	218
1944.....	2,178	Crop-share tenants and croppers.....number 1950...	173
Woodland not pastured.....farms reporting 1949...	4	Livestock-share tenants.....number 1950...	23
1944.....	5	Other and unspecified tenants.....number 1950...	22
acres 1949.....	75	1945.....	37
1944.....	213	Other tenants.....number 1950...	6
Other pasture (not cropland and not woodland).....farms reporting 1949...	445	Unspecified tenants.....number 1950...	16
1944.....	602		
acres 1949.....	236,511	SPECIFIED FACILITIES AND EQUIPMENT*	
1944.....	175,080	Telephone.....farms reporting 1950...	576
Other land (house lots, roads, wasteland, etc.).....farms reporting 1949...	1,203	1945.....	444
1944.....	1,254	Electricity.....farms reporting 1950...	1,146
acres 1949.....	39,287	1945.....	1,070
1944.....	36,056	From a power line.....farms reporting 1950...	1,108
Irrigated land in farms.....farms reporting 1949...	1,150	Average of last monthly electric bill.....dollars 1950...	9.69
1944.....	1,201	Electric water pump.....farms reporting 1950...	815
acres 1949.....	100,391	Electric hot-water heater.....farms reporting 1950...	555
1944.....	92,434	Home freezer.....farms reporting 1950...	260
Land irrigated by sprinklers.....farms reporting 1949...	4	Electric washing machine.....farms reporting 1950...	1,052
acres 1949.....	255	Electric chick brooder.....farms reporting 1950...	285
		Electric power feed grinder.....farms reporting 1950...	22
FARM OPERATORS		Milking machine.....farms reporting 1950...	347
Residing on farm operated.....operators reporting 1950...	1,121	Grain combines.....farms reporting 1950...	253
1945.....	1,159	number 1950...	271
Not residing on farm operated.....operators reporting 1950...	98	Corn pickers.....farms reporting 1950...	
1945.....	114	number 1950...	144
With other income of family exceeding value of agricultural products sold.....operators reporting 1949...	192	Pick-up hay balers.....farms reporting 1950...	145
Working off their farm, total.....operators reporting 1949...	495	number 1950...	12
1944.....	253	Upright silos.....farms reporting 1950...	13
100 days or more.....operators reporting 1949...	200	number 1950...	17
1944.....	106	Pit or trench silos.....farms reporting 1950...	18
		number 1950...	

*Data for 1944 not strictly comparable with those for 1949.

Item	County total	Item	County total
SPECIFIED FACILITIES AND EQUIPMENT^a—Continued		FARMS BY TYPE OF FARM—Continued	
Motortrucks.....farms reporting 1950...	669	Livestock farms other than dairy and poultry.....number 1950...	211
.....1945.....	546	General farms.....number 1950...	334
.....number 1950.....	9051945.....	
.....1945.....	603	Primarily crop.....number 1950.....	154
Tractors.....farms reporting 1950.....	894	Primarily livestock.....number 1950.....	180
.....1945.....	528	Crop and livestock.....number 1950.....	124
.....number 1950.....	1,305	Miscellaneous and unclassified farms.....number 1950.....	
.....1945.....	611		
Wheel tractors other than garden.....farms reporting 1950.....	814		
.....number 1950.....	1,176		
Garden tractors.....farms reporting 1950.....	11	FARMS BY ECONOMIC CLASS	
.....number 1950.....	11	Commercial farms.....number 1950.....	1,139
Crawler tractors.....farms reporting 1950.....	94	Class I (Value of products sold, \$25,000 or more).....number 1950.....	74
.....number 1950.....	118	Class II (Value of products sold, \$10,000-\$24,999).....number 1950.....	208
Automobiles.....farms reporting 1950.....	967	Class III (Value of products sold, \$5,000-\$9,999).....number 1950.....	406
.....1945.....	1,037	Class IV (Value of products sold, \$2,500-\$4,999).....number 1950.....	292
.....number 1950.....	1,285	Class V (Value of products sold, \$1,200-\$2,499).....number 1950.....	129
.....1945.....	1,199	Class VI (Value of products sold, \$250-\$1,199) ¹number 1950.....	30
Farms by class of work power:		Other farms.....number 1950.....	109
No tractor, horses, or mules.....farms reporting 1950.....	153	Part-time ²number 1950.....	76
No tractor and only 1 horse or mule.....farms reporting 1950.....	25	Residential (Less than \$250 value of products sold).....number 1950.....	33
No tractor and 2 or more horses and/or mules.....farms reporting 1950.....	169	Abnormal ²number 1950.....	
Tractor and horses and/or mules.....farms reporting 1950.....	651		
Tractor and no horses or mules.....farms reporting 1950.....	250	VALUE OF PRODUCTS SOLD, BY SOURCE	
		All farm products sold.....dollars 1949.....	11,872,116
	1944.....	7,694,522
		All crops sold.....dollars 1949.....	6,278,182
	1944.....	4,529,641
		Field crops, other than vegetables and fruits and nuts sold.....dollars 1949.....	6,269,686
	1944.....	4,522,091
		Vegetables sold.....dollars 1949.....	3,834
	1944.....	1,842
		Fruits and nuts sold.....dollars 1949.....	2,567
	1944.....	4,703
		Horticultural specialties sold.....dollars 1949.....	2,695
	1944.....	1,000
		All livestock and livestock products sold.....dollars 1949.....	5,593,934
	1944.....	3,164,881
		Dairy products sold.....dollars 1949.....	754,873
	1944.....	829,630
		Poultry and poultry products sold.....dollars 1949.....	106,641
	1944.....	112,736
		Livestock and livestock products, other than dairy and poultry, sold.....dollars 1949.....	4,732,420
	1944.....	2,222,515
		Forest products sold.....dollars 1949.....	
	1944.....	
		HORSES AND MULES	
		Horses and/or mules.....farms reporting 1950.....	866
	1950.....	858
	1945.....	1,090
	number 1950.....	3,558
	1945.....	6,340
		Males and mule colts.....farms reporting 1950.....	28
	1945.....	29
	number 1950.....	72
	1945.....	156
		CATTLE AND DAIRY PRODUCTS	
		Cattle and calves.....farms reporting 1950.....	1,108
	1945.....	1,154
	number 1950.....	42,683
	1945.....	38,546
		Cows, including heifers that have calved.....farms reporting 1950.....	1,083
	1945.....	1,126
	number 1950.....	18,176
	1945.....	19,667
		Milk cows.....farms reporting 1950.....	1,027
	number 1950.....	5,729
		Heifers born before Jan. 1.....farms reporting 1950.....	820
	number 1950.....	7,566
		Steers and bulls born before Jan. 1.....farms reporting 1950.....	738
	number 1950.....	10,895
		Calves born since Jan. 1.....farms reporting 1950.....	802
	number 1950.....	6,246
		Whole milk sold.....farms reporting 1949.....	807
	1944.....	798
	gallons 1949.....	2,831,530
	1944.....	3,538,337
	dollars 1949.....	727,961
	1944.....	61
		Cream sold.....farms reporting 1949.....	188
	1944.....	188
	pounds of butterfat 1949.....	42,489
	1944.....	144,538
	dollars 1949.....	26,912
		Butter, buttermilk, skim milk, and cheese sold.....farms reporting 1949.....	
	dollars 1949.....	
		HOGS	
		Hogs and pigs.....farms reporting 1950.....	532
	1945.....	696
	number 1950.....	5,336
	1945.....	7,303
		4 months old and over.....farms reporting 1950.....	455
	number 1950.....	2,873
		Less than 4 months old.....farms reporting 1950.....	238
	number 1950.....	2,463
		Sows and gilts for spring farrowing.....farms reporting 1950.....	279
	1945.....	358
	number 1950.....	828
	1945.....	824

¹Part-time farms include those with value of products sold of \$250-\$1,199 and operator either reporting 100 days or more of off-farm work or reporting other income exceeding value of agricultural products sold.
²Public and private institutional farms, community projects, etc.
³Cows and heifers 2 years old and over.

1950 CENSUS OF AGRICULTURE

FARMS, FARM CHARACTERISTICS, FARM PRODUCTS

For release February 12, 1951

CLARK, IDAHO

(82-017) Series AC50-1

This release presents figures from the 1950 Census of Agriculture, together with available comparative data from the 1945 Census of Agriculture. The figures from the 1950 Census are preliminary and are subject to revision. A similar report will be released for every county in the United States. A preliminary report, carrying State totals only, will be issued following the publication of figures for all of the counties in the State. After that, final figures for this county and for other counties in the State will be published in a State Report.

Generally, the data for both 1950 and 1945 are based upon the tabulation of reports for all farms in the county. However, the 1950 data for items followed by a star (*) represent estimates for all farms made on the basis of reports from a sample of approximately 20 percent of the farms.

Inventory items are for April 1, 1950 and January 1, 1945; and production items are for the calendar years 1949 and 1944.

Item	County total	Item	County total
FARMS, ACREAGE, AND VALUE		FARMS BY SIZE	
Farms.....number 1950.....	84	Under 10 acres.....number 1950.....	2
.....1945.....	981945.....	5
Approximate land area.....acres 1950.....	1,120,640	Under 3 acres.....number 1950.....	1
.....1945.....	1,120,6401945.....	3
Proportion in farms.....percent 1950.....	21.8	3 to 9 acres.....number 1950.....	2
.....1945.....	21.81945.....	2
Land owned by farm operators.....acres 1950.....	154,774	10 to 29 acres.....number 1950.....	1
.....1945.....	154,7741945.....	2
Land rented from others by farm operators.....acres 1950.....	96,424	30 to 49 acres.....number 1950.....	1
.....1945.....	96,4241945.....	3
Land managed by farm operators.....acres 1950.....	48,730	50 to 69 acres.....number 1950.....
.....1945.....	48,7301945.....	3
Land rented to others by farm operators.....acres 1950.....	55,295	70 to 99 acres.....number 1950.....
.....1945.....	55,2951945.....	3
Land in farms.....acres 1950.....	244,633	100 to 199 acres.....number 1950.....
.....1945.....	244,6331945.....	6
Average size of farm.....acres 1950.....	226,563	140 to 179 acres.....number 1950.....
.....1945.....	226,5631945.....	12
Value of land and buildings.....average per farm, dollars 1950*.....	2,311.9	180 to 219 acres.....number 1950.....
.....1945.....	2,311.91945.....	1
.....average per acre, dollars 1950*.....	39,555	220 to 259 acres.....number 1950.....
.....1945.....	39,5551945.....	1
.....average per acre, dollars 1945.....	21,029	260 to 499 acres.....number 1950.....
.....1945.....	21,0291945.....	2
Land in farms according to use:	17.83	500 to 999 acres.....number 1950.....
.....1945.....	17.831945.....	17
Cropland harvested.....farms reporting 1949.....	74	1,000 acres and over.....number 1950.....
.....1944.....	741945.....	31
.....acres 1949.....	17,518		
.....1944.....	17,518		
1 to 9 acres.....farms reporting 1949.....	2		
.....1944.....	2		
10 to 19 acres.....farms reporting 1949.....	1		
.....1944.....	1		
20 to 29 acres.....farms reporting 1949.....	2		
.....1944.....	2		
30 to 49 acres.....farms reporting 1949.....	3		
.....1944.....	3		
50 to 99 acres.....farms reporting 1949.....	12		
.....1944.....	12		
100 to 199 acres.....farms reporting 1949.....	25		
.....1944.....	25		
200 acres and over.....farms reporting 1949.....	29		
.....1944.....	29		
Cropland used only for pasture.....farms reporting 1949.....	33		
.....1944.....	33		
.....acres 1949.....	10		
.....1944.....	10		
Cropland not harvested and not pastured.....farms reporting 1949.....	7,252		
.....1944.....	7,252		
.....acres 1949.....	694		
.....1944.....	694		
Cultivated summer fallow.....farms reporting 1949.....	22		
.....1944.....	22		
.....acres 1949.....	1,559		
.....1944.....	1,559		
1 to 49 acres.....farms reporting 1949.....	5		
.....1944.....	5		
50 to 199 acres.....farms reporting 1949.....	4		
.....1944.....	4		
200 acres and over.....farms reporting 1949.....	3		
.....1944.....	3		
Other.....farms reporting 1949.....	10		
.....1944.....	10		
.....acres 1949.....	448		
.....1944.....	448		
Woodland pastured.....farms reporting 1949.....	5		
.....1944.....	5		
.....acres 1949.....	8,210		
.....1944.....	8,210		
Woodland not pastured.....farms reporting 1949.....	10		
.....1944.....	10		
.....acres 1949.....		
.....1944.....		
Other pasture (not cropland and not woodland).....farms reporting 1949.....	73		
.....1944.....	73		
.....acres 1949.....	91		
.....1944.....	91		
Other land (house lots, roads, wasteland, etc.).....farms reporting 1949.....	206,557		
.....1944.....	206,557		
.....acres 1949.....	209,153		
.....1944.....	209,153		
Irrigated land in farms.....farms reporting 1949.....	73		
.....1944.....	73		
.....acres 1949.....	86		
.....1944.....	86		
Land irrigated by sprinklers.....farms reporting 1949.....	3,089		
.....1944.....	3,089		
.....acres 1949.....	1,245		
.....1944.....	1,245		
.....farms reporting 1949.....	46		
.....1944.....	46		
.....acres 1949.....	70		
.....1944.....	70		
.....farms reporting 1949.....	9,453		
.....1944.....	9,453		
.....acres 1949.....	10,903		
.....1944.....	10,903		
.....farms reporting 1949.....	1		
.....1944.....	1		
.....acres 1949.....	406		
.....1944.....	406		
FARM OPERATORS		FARMS BY COLOR AND TENURE OF OPERATOR	
Residing on farm operated.....operators reporting 1950.....	63	Farms by color of operator:	
.....1945.....	83	White operators.....number 1950.....	84
Not residing on farm operated.....operators reporting 1950.....	171945.....	98
.....1945.....	17	Nonwhite operators.....number 1950.....
With other income of family exceeding value of agricultural products sold.....operators reporting 1949.....	121945.....
.....1949.....	12	Farms by tenure of operator:	
Working off their farm, total.....operators reporting 1944.....	13	Full owners.....number 1950.....	50
.....1944.....	131945.....	61
.....operators reporting 1949.....	14	Part owners.....number 1950.....	23
.....1944.....	141945.....	25
.....operators reporting 1949.....	14	Managers.....number 1950.....	1
.....1944.....	141945.....	3
.....operators reporting 1944.....	11	All tenants.....number 1950.....	10
.....1944.....	111945.....	9
		Proportion of tenancy.....percent 1950.....	11.9
	1945.....	9.2
		Cash tenants.....number 1950.....	3
	1945.....	6
		Share-cash tenants.....number 1950.....
	1945.....	7
		Share tenants and croppers.....number 1950.....
	1945.....	3
		Crop-share tenants and croppers.....number 1950.....	6
	1945.....	1
		Livestock-share tenants.....number 1950.....
	1945.....
		Other and unspecified tenants.....number 1950.....
	1945.....
		Other tenants.....number 1950.....
	1945.....
		Unspecified tenants.....number 1950.....
	1945.....
		SPECIFIED FACILITIES AND EQUIPMENT*	
		Telephone.....farms reporting 1950.....	25
	1945.....	22
		Electricity.....farms reporting 1950.....	57
	1945.....	17
		From a power line.....farms reporting 1950.....	56
	1945.....	56
		Average of last monthly electric bill.....dollars 1950.....	11.86
	1945.....
		Electric water pump.....farms reporting 1950.....	18
	1945.....
		Electric hot-water heater.....farms reporting 1950.....	29
	1945.....
		Home freezer.....farms reporting 1950.....	13
	1945.....
		Electric washing machine.....farms reporting 1950.....	52
	1945.....
		Electric chick brooder.....farms reporting 1950.....	1
	1945.....
		Electric power feed grinder.....farms reporting 1950.....	1
	1945.....
		Milking machine.....farms reporting 1950.....	10
	1945.....
		Grain combines.....farms reporting 1950.....	20
	1945.....
	number 1950.....	21
	number 1945.....	1
		Corn pickers.....farms reporting 1950.....	1
	1945.....
		Pick-up hay balers.....farms reporting 1950.....	10
	1945.....
	number 1950.....	10
	number 1945.....	1
		Upright silos.....farms reporting 1950.....	1
	1945.....
	number 1950.....	2
	number 1945.....
		Pit or trench silos.....farms reporting 1950.....
	1945.....
	number 1950.....
	number 1945.....

*Data for 1944 not strictly comparable with those for 1949.

Item	County total	Item	County total
SPECIFIED FACILITIES AND EQUIPMENT^a—Continued		FARMS BY TYPE OF FARM—Continued	
Motortrucks.....farms reporting 1950...	57	Livestock farms other than dairy and poultry.....number 1950...	40
1945.....	42	General farms.....number 1950.....	13
number 1950.....	86	1945.....	
1945.....	59	Primarily crop.....number 1950.....	4
Tractors.....farms reporting 1950.....	50	Primarily livestock.....number 1950.....	9
1945.....	39	Crop and livestock.....number 1950.....	9
number 1950.....	84	Miscellaneous and unclassified farms.....number 1950.....	16
1945.....	49		
Wheel tractors other than garden.....farms reporting 1950.....	50	FARMS BY ECONOMIC CLASS	
number 1950.....	70	Commercial farms.....number 1950.....	72
Garden tractors.....farms reporting 1950.....	13	Class I (Value of products sold, \$25,000 or more).....number 1950.....	15
number 1950.....	13	Class II (Value of products sold, \$10,000-\$24,999).....number 1950.....	17
Crawler tractors.....farms reporting 1950.....	14	Class III (Value of products sold, \$5,000-\$9,999).....number 1950.....	11
number 1950.....	14	Class IV (Value of products sold, \$2,500-\$4,999).....number 1950.....	14
Automobiles.....farms reporting 1950.....	49	Class V (Value of products sold, \$1,200-\$2,499).....number 1950.....	5
1945.....	70	Class VI (Value of products sold, \$250-\$1,199) ¹number 1950.....	19
number 1950.....	74	Other farms.....number 1950.....	12
1945.....	79	Part-time ¹number 1950.....	6
Farms by class of work power:		Residential (Less than \$250 value of products sold).....number 1950.....	5
No tractor, horses, or mules.....farms reporting 1950.....	6	Abnormal ²number 1950.....	1
No tractor and only 1 horse or mule.....farms reporting 1950.....	5		
No tractor and 2 or more horses and/or mules.....farms reporting 1950.....	24	VALUE OF PRODUCTS SOLD, BY SOURCE	
Tractor and horses and/or mules.....farms reporting 1950.....	36	All farm products sold.....dollars 1949.....	1,586,182
Tractor and no horses or mules.....farms reporting 1950.....	13	1944.....	770,723
		All crops sold.....dollars 1949.....	228,562
		1944.....	50,887
		Field crops, other than vegetables and fruits and nuts sold.....dollars 1949.....	228,520
		1944.....	50,577
		Vegetables sold.....dollars 1949.....	30
		1944.....	
		Fruits and nuts sold.....dollars 1949.....	12
		1944.....	380
		Horticultural specialties sold.....dollars 1949.....	
		1944.....	
		All livestock and livestock products sold.....dollars 1949.....	1,359,620
		1944.....	719,908
		Dairy products sold.....dollars 1949.....	24,559
		1944.....	27,184
		Poultry and poultry products sold.....dollars 1949.....	2,755
		1944.....	27,034
		Livestock and livestock products, other than dairy and poultry, sold.....dollars 1949.....	1,332,306
		1944.....	665,688
		Forest products sold.....dollars 1949.....	
		1944.....	
		HORSES AND MULES	
		Horses and/or mules.....farms reporting 1950.....	65
		Horses and colts, including ponies.....farms reporting 1950.....	65
		1945.....	77
		number 1950.....	754
		1945.....	1,395
		Mules and mule colts.....farms reporting 1950.....	5
		1945.....	3
		number 1950.....	18
		1945.....	3
		CATTLE AND DAIRY PRODUCTS	
		Cattle and calves.....farms reporting 1950.....	66
		1945.....	77
		number 1950.....	6,600
		1945.....	6,913
		Cows, including heifers that have calved.....farms reporting 1950.....	66
		1945 ³	75
		number 1950.....	3,519
		1945 ³	2,653
		Milk cows.....farms reporting 1950.....	61
		number 1950.....	383
		Heifers born before Jan. 1.....farms reporting 1950.....	53
		number 1950.....	1,101
		Steers and bulls born before Jan. 1.....farms reporting 1950.....	53
		number 1950.....	1,109
		Calves born since Jan. 1.....farms reporting 1950.....	54
		number 1950.....	371
		Whole milk sold.....farms reporting 1949.....	3
		1944.....	5
		gallons 1949.....	3,681
		1944.....	7,675
		dollars 1949.....	1,221
		Cream sold.....farms reporting 1949.....	35
		1944.....	43
		pounds of butterfat 1949.....	37,355
		1944.....	50,379
		dollars 1949.....	23,328
		Butter, buttermilk, skim milk, and cheese sold.....farms reporting 1949.....	1
		dollars 1949.....	10
		HOGS	
		Hogs and pigs.....farms reporting 1950.....	39
		1945.....	44
		number 1950.....	651
		1945.....	595
		4 months old and over.....farms reporting 1950.....	38
		number 1950.....	507
		Less than 4 months old.....farms reporting 1950.....	7
		number 1950.....	144
		Sows and gilts for spring farrowing.....farms reporting 1950.....	25
		1945.....	29
		number 1950.....	80
		1945.....	113

¹Part-time farms include those with value of products sold of \$250-\$1,199 and operator either reporting 100 days or more of off-farm work or reporting other income exceeding value of agricultural products sold.
²Public and private institutional farms, community projects, etc.
³Cows and heifers 2 years old and over.

Item	County total
SHEEP AND WOOL	
Sheep and lambs.....farms reporting 1950...	40
1945...	39
number 1950...	53,310
1945...	33,673
Sheep and lambs born before Oct. 1, 1949...farms reporting 1950...	39
number 1950...	36,797
1945 ¹ ...	35
number 1950...	35,761
1945 ¹ ...	31,798
Yearling ewes.....farms reporting 1950...	28
number 1950...	9,341
Older ewes.....farms reporting 1950...	39
number 1950...	26,420
Rams and wethers.....farms reporting 1950...	26
number 1950...	1,036
Lambs born since Oct. 1, 1949.....farms reporting 1950...	20
number 1950...	16,513
Sheep and lambs shorn.....farms reporting 1949...	31
1944...	32
number shorn 1949...	33,918
Wool shorn.....pounds 1949...	350,371
1944...	344,263
Average date of enumeration.....1950...	Apr.15-Apr.28
POULTRY AND POULTRY PRODUCTS	
Chickens, 4 months old and over, on hand...farms reporting 1950...	53
1945...	63
number 1950...	2,156
1945...	3,359
Chickens sold.....farms reporting 1949...	12
number 1949...	648
dollars 1949...	578
Chicken eggs sold.....farms reporting 1949...	21
dozens 1949...	4,756
dollars 1949...	1,924
Turkeys, 4 months old and over, on hand.....farms reporting 1950...	14
number 1950...	65
Turkeys raised.....farms reporting 1949...	10
1944...	24
number 1949...	137
1944...	2,844
ANIMALS SOLD ALIVE	
Cattle, hogs, sheep, horses, or mules sold alive.....farms reporting 1949...	69
dollars 1949...	1,169,658
Cattle and/or calves sold alive.....farms reporting 1949...	57
1944...	60
number 1949...	3,626
1944...	2,518
Cattle sold alive, excluding calves...farms reporting 1949...	52
number 1949...	2,638
dollars 1949...	406,994
Calves sold alive.....farms reporting 1949...	28
number 1949...	988
dollars 1949...	78,449
Hogs and pigs sold alive.....farms reporting 1949...	39
1944...	41
number 1949...	853
1944...	964
dollars 1949...	29,955
Sheep and lambs sold alive.....farms reporting 1949...	35
1944...	25
number 1949...	35,722
1944...	34,031
dollars 1949...	652,032
Horses and mules sold alive.....farms reporting 1949...	20
number 1949...	97
dollars 1949...	2,228
FARM SLAUGHTER	
Any cattle, hogs, or sheep butchered.....farms reporting 1949...	60
Cattle and/or calves butchered.....farms reporting 1949...	24
number 1949...	34
Cattle butchered, excluding calves...farms reporting 1949...	18
1944...	23
number 1949...	22
1944...	37
Calves butchered.....farms reporting 1949...	7
1944...	5
number 1949...	12
1944...	6
Hogs and pigs butchered.....farms reporting 1949...	42
1944...	53
number 1949...	306
1944...	155
Sheep and lambs butchered.....farms reporting 1949...	34
number 1949...	243
Meat, lard, hides, and other products sold from animals butchered.....farms reporting 1949...	10
dollars 1949...	337

Item	County total
SPECIFIED CROPS HARVESTED	
Corn:	
Corn for all purposes.....farms reporting 1949...
1944...
acres 1949...
1944...
Harvested for grain.....farms reporting 1949...
1944...
acres 1949...
1944...
bushels 1949...
1944...
Cut for silage.....farms reporting 1949...
1944...
acres 1949...
1944...
tons..green weight 1949...
Hogged or grazed, or cut for green or dry fodder.....farms reporting 1949...
acres 1949...
Small grains:	
Grains grown together and threshed as a mixture.....farms reporting 1949...	6
1944...	218
acres 1949...	5,408
bushels 1949...
Winter wheat threshed or combined.....farms reporting 1949...	7
1944...	4
acres 1949...	4,100
1944...	51
bushels 1949...	35,523
1944...	876
Spring wheat threshed or combined.....farms reporting 1949...	26
1944...	24
acres 1949...	1,328
1944...	735
bushels 1949...	23,978
1944...	21,766
Oats threshed or combined.....farms reporting 1949...	28
1944...	38
acres 1949...	701
1944...	900
bushels 1949...	19,593
1944...	34,465
Oats cut for feeding unthreshed.....farms reporting 1949...	4
1944...	10
acres 1949...	43
1944...	260
Barley threshed or combined.....farms reporting 1949...	28
1944...	31
acres 1949...	1,038
1944...	768
bushels 1949...	30,291
1944...	21,680
Annual legumes:	
Dry field and seed beans harvested for beans.....farms reporting 1949...
1944 ²
acres 1949...
1944 ²
100-lb. bags 1949...
1944 ²
Dry field and seed peas, other than Austrian winter peas, harvested for peas.....farms reporting 1949...	4
1944...
acres 1949...	290
1944...
100-lb. bags 1949...	1,272
1944...
Hay crops:	
Land from which hay was cut.....farms reporting 1949...	69
acres 1949...	9,566
Alfalfa cut for hay (or for dehydrating).....farms reporting 1949...	50
1944...	51
acres 1949...	3,557
1944...	4,480
tons 1949...	5,736
1944...	6,586
Clover or timothy cut for hay.....farms reporting 1949...	24
1944...	12
acres 1949...	1,839
1944...	808
tons 1949...	1,878
1944...	923
Oats, wheat, barley, rye, or other small grain cut for hay.....farms reporting 1949...	6
1944...	10
acres 1949...	134
1944...	274
tons 1949...	351
1944...	388
Wild hay cut.....farms reporting 1949...	28
1944...	37
acres 1949...	3,886
1944...	4,215
tons 1949...	2,885
1944...	4,011

¹Ewes and ewe lambs kept for breeding.
²Does not include soybeans.

Item	County total	Item	County total
SPECIFIED CROPS HARVESTED—Continued		SPECIFIED CROPS HARVESTED—Continued	
Hay crops—Continued		Vegetables harvested for sale—Continued	
Other hay cut.....farms reporting 1949....	3	Tomatoes.....farms reporting 1949....	
		1944.....	
acres 1949....	145	acres 1949....	
1944....	2,216	1944....	
tons 1949....	175	Watermelons.....farms reporting 1949....	
1944....	2,830	acres 1949....	
Field crops (other):		Other vegetables.....acres 1949....	(*)
Alfalfa seed harvested.....farms reporting 1949....	2		
acres 1949....	12	Beans and other small fruit harvested for sale:	
1944....		Strawberries.....farms reporting 1949....	
pounds 1949....	2,150	acres 1949....	
1944....		quarts 1949....	
Red clover seed harvested.....farms reporting 1949....		Raspberries (tame).....farms reporting 1949....	
		acres 1949....	
acres 1949....		quarts 1949....	
1944....			
pounds 1949....		Tree fruits, nuts, and grapes:	
1944....		Land in bearing and nonbearing fruit orchards, groves,	
Alsike clover seed harvested.....farms reporting 1949....		vineyards, and planted nut trees.....farms reporting 1950....	13
		1945....	9
acres 1949....		acres 1950....	6
1944....		1945....	10
pounds 1949....		Apples.....farms reporting 1950....	10
Austrian winter peas, including Dixie Wonder,		1945....	10
harvested.....farms reporting 1949....		trees of all ages..number 1950....	269
		1945....	425
acres 1949....		trees not of bearing age..number 1950....	269
1944....		trees of bearing age..number 1950....	135
pounds 1949....		quantity harvested..bushels 1949....	233
Irish potatoes harvested for home use or for		1944....	
sale.....farms reporting 1949....	10	Peaches.....farms reporting 1950....	
		1945....	
1944....	8	trees of all ages..number 1950....	
acres 1949....	221	1945....	
1944....	110	trees not of bearing age..number 1950....	
100-lb. bags 1949....	34,271	trees of bearing age..number 1950....	
1944....	15,927	quantity harvested..bushels 1949....	
Popcorn harvested.....farms reporting 1949....		1944....	
		Pears.....farms reporting 1950....	4
acres 1949....		1945....	4
1944....		trees of all ages..number 1950....	10
100 lb. ear corn 1949....		1945....	23
Sugar beets harvested for sugar.....farms reporting 1949....		trees not of bearing age..number 1950....	
		trees of bearing age..number 1950....	10
acres 1949....		quantity harvested..bushels 1949....	8
1944....		1944....	11
tons 1949....		Sour cherries.....farms reporting 1950....	
1944....		1950....	
Root and grain crops hogged or grazed,		trees of all ages..number 1950....	
other than corn.....farms reporting 1949....		trees not of bearing age..number 1950....	
		trees of bearing age..number 1950....	
acres 1949....		quantity harvested..pounds 1949....	
Vegetables harvested for home use (other than		1949....	
Irish and sweet potatoes).....farms reporting 1949....	24	Sweet cherries.....farms reporting 1950....	
		1950....	
1944....	33	trees of all ages..number 1950....	
Vegetables harvested for sale.....farms reporting 1949....	1	trees not of bearing age..number 1950....	
		trees of bearing age..number 1950....	
acres 1949....	(*)	quantity harvested..pounds 1949....	
1944....		1949....	
sold dollars 1949....	30	Plums and prunes.....farms reporting 1950....	2
1944....		1945....	4
Green beans (snap, string, or wax).....farms reporting 1949....		trees of all ages..number 1950....	30
		1945....	41
acres 1949....		trees not of bearing age..number 1950....	
1944....		trees of bearing age..number 1950....	30
Cabbage.....farms reporting 1949....		quantity harvested..bushels 1949....	10
		1944....	11
acres 1949....		Apricots.....farms reporting 1950....	
1944....		1945....	
Cantaloups and muskmelons.....farms reporting 1949....		trees of all ages..number 1950....	
		1945....	
acres 1949....		trees not of bearing age..number 1950....	
1944....		trees of bearing age..number 1950....	
Carrots.....farms reporting 1949....		quantity harvested..pounds 1949....	
		1944....	
acres 1949....		Grapes.....farms reporting 1950....	
Sweet corn.....farms reporting 1949....		1945....	
		vines of all ages..number 1950....	
acres 1949....		1945....	
1944....		vines not of bearing age..number 1950....	
Lettuce and romaine.....farms reporting 1949....		vines of bearing age..number 1950....	
		quantity harvested..pounds 1949....	
acres 1949....		1944....	
1944....			
Dry onions.....farms reporting 1949....			
acres 1949....			
1944....			
Green peas.....farms reporting 1949....			
acres 1949....			
1944....			

¹For 1949, does not include acres for farms with less than 10 bags harvested.
²For 1950, does not include acres for farms reporting less than 1/2 acre.
³Less than 1 acre.

1950 CENSUS OF AGRICULTURE

FARMS, FARM CHARACTERISTICS, FARM PRODUCTS

For release February 19, 1951

CLEARWATER, IDAHO

(82-018) Series AC50-1

This release presents figures from the 1950 Census of Agriculture, together with available comparative data from the 1945 Census of Agriculture. The figures from the 1950 Census are preliminary and are subject to revision. A similar report will be released for every county in the United States. A preliminary report, carrying State totals only, will be issued following the publication of figures for all of the counties in the State. After that, final figures for this county and for other counties in the State will be published in a State Report.

Generally, the data for both 1950 and 1945 are based upon the tabulation of reports for all farms in the county. However, the 1950 data for items followed by a star (*) represent estimates for all farms made on the basis of reports from a sample of approximately 20 percent of the farms.

Inventory items are for April 1, 1950 and January 1, 1945; and production items are for the calendar years 1949 and 1944.

Item	County total	Item	County total
FARMS, ACREAGE, AND VALUE		FARMS BY SIZE	
Farms.....number 1950...	374	Under 10 acres.....number 1950...	11
.....1945.....	4721945.....	17
Approximate land area.....acres 1950...	1,614,080	Under 3 acres.....number 1950...	3
.....1945.....	1,614,0801945.....	3
Proportion in farms.....percent 1950...	6.0	3 to 9 acres.....number 1950...	8
.....1945.....	6.01945.....	14
Land owned by farm operators.....acres 1950...	74,930	10 to 29 acres.....number 1950...	20
.....1945.....	74,9301945.....	15
Land rented from others by farm operators.....acres 1950...	23,177	30 to 49 acres.....number 1950...	19
.....1945.....	23,1771945.....	35
Land managed by farm operators.....acres 1950...	1,901	50 to 69 acres.....number 1950...	12
.....1945.....	1,9011945.....	26
Land rented to others by farm operators.....acres 1950...	96,206	70 to 99 acres.....number 1950...	43
.....1945.....	108,7621945.....	37
Average size of farm.....acres 1950...	257.2	100 to 139 acres.....number 1950...	39
.....1945.....	230.41945.....	59
Value of land and buildings.....average per farm, dollars 1950*	15,608	140 to 179 acres.....number 1950...	106
.....1945.....	6,5441945.....	36
.....average per acre, dollars 1950*	56.71	180 to 219 acres.....number 1950...	37
.....1945.....	28.401945.....	24
Land in farms according to use:		220 to 259 acres.....number 1950...	35
Cropland harvested.....farms reporting 1949...	3551945.....	88
.....1944.....	453	260 to 499 acres.....number 1950...	98
acres 1949...	25,6441945.....	34
.....1944.....	28,294	500 to 999 acres.....number 1950...	28
1 to 9 acres.....farms reporting 1949...	561945.....	8
.....1944.....	81	1,000 acres and over.....number 1950...	7
10 to 19 acres.....farms reporting 1949...	421945.....	
.....1944.....	55		
20 to 29 acres.....farms reporting 1949...	38		
.....1944.....	55		
30 to 49 acres.....farms reporting 1949...	52		
.....1944.....	89		
50 to 99 acres.....farms reporting 1949...	80		
.....1944.....	83		
100 to 199 acres.....farms reporting 1949...	54		
.....1944.....	65		
200 acres and over.....farms reporting 1949...	33		
.....1944.....	25		
Cropland used only for pasture.....farms reporting 1949...	71		
.....1944.....	102		
acres 1949...	1,280		
.....1944.....	1,383		
Cropland not harvested and not pastured.....farms reporting 1949...	123		
.....1944.....	3,962		
acres 1949...	3,550		
.....1944.....	80		
Cultivated summer fallow.....farms reporting 1949...	2,587		
.....1944.....	60		
1 to 49 acres.....farms reporting 1949...	19		
.....1944.....	1		
50 to 199 acres.....farms reporting 1949...	65		
.....1944.....	1,374		
200 acres and over.....farms reporting 1949...	278		
.....1944.....	296		
Other.....farms reporting 1949...	41,385		
.....1944.....	39,792		
acres 1949...	109		
.....1944.....	47		
Woodland pastured.....farms reporting 1949...	12,954		
.....1944.....	5,394		
acres 1949...	68		
.....1944.....	182		
Woodland not pastured.....farms reporting 1949...	6,396		
.....1944.....	27,195		
acres 1949...	342		
.....1944.....	460		
Other pasture (not cropland and not woodland).....farms reporting 1949...	4,586		
.....1944.....	3,154		
acres 1949...			
.....1944.....			
Irrigated land in farms.....farms reporting 1949...			
.....1944.....			
acres 1949...			
.....1944.....			
Land irrigated by sprinklers.....farms reporting 1949...			
.....1944.....			
acres 1949...			
.....1944.....			
FARM OPERATORS		FARMS BY COLOR AND TENURE OF OPERATOR	
Residing on farm operated.....operators reporting 1950...	351	Farms by color of operator:	
.....1945.....	439	White operators.....number 1950...	374
Not residing on farm operated.....operators reporting 1950...	181945.....	471
.....1945.....	29	Nonwhite operators.....number 1950...	1
With other income of family exceeding value of agricultural products sold.....operators reporting 1949...	162	Farms by tenure of operator:	
Working off their farm, total.....operators reporting 1949...	234	Full owners.....number 1950...	260
.....1944.....	2521945.....	326
100 days or more.....operators reporting 1949...	136	Part owners.....number 1950...	78
.....1944.....	1471945.....	73
		Managers.....number 1950...	2
	1945.....	36
		All tenants.....number 1950...	71
	1945.....	9.6
		Proportion of tenancy.....percent 1950...	15.0
	1945.....	12
		Cash tenants.....number 1950...	40
	1945.....	3
		Share-cash tenants.....number 1950...	3
	1945.....	9
		Share tenants and croppers.....number 1950...	18
	1945.....	5
		Crop-share tenants and croppers.....number 1950...	4
	1945.....	12
		Livestock-share tenants.....number 1950...	10
	1945.....	5
		Other and unspecified tenants.....number 1950...	7
	1945.....	
		Other tenants.....number 1950...	
	1945.....	
		Unspecified tenants.....number 1950...	
	1945.....	
		SPECIFIED FACILITIES AND EQUIPMENT*	
		Telephone.....farms reporting 1950...	190
	1945.....	243
		Electricity.....farms reporting 1950...	285
	1945.....	147
		From a power line.....farms reporting 1950...	275
		Average of last monthly electric bill.....dollars 1950...	5.51
	1945.....	90
		Electric water pump.....farms reporting 1950...	65
	1945.....	35
		Electric hot-water heater.....farms reporting 1950...	250
	1945.....	60
		Home freezer.....farms reporting 1950...	
	1945.....	
		Electric washing machine.....farms reporting 1950...	10
	1945.....	160
		Electric chick brooder.....farms reporting 1950...	185
	1945.....	5
		Electric power feed grinder.....farms reporting 1950...	10
	1945.....	20
		Milking machines.....farms reporting 1950...	5
	1945.....	5
		Grain combines.....farms reporting 1950...	5
	1945.....	
		Corn pickers.....farms reporting 1950...	
	1945.....	
		Pick-up hay balers.....farms reporting 1950...	
	1945.....	
		Upright silos.....farms reporting 1950...	
	1945.....	
		Pit or trench silos.....farms reporting 1950...	
	1945.....	

*Data for 1944 not strictly comparable with those for 1949.

Item	County total	Item	County total
SPECIFIED FACILITIES AND EQUIPMENT^a—Continued		FARMS BY TYPE OF FARM—Continued	
Motortrucks.....farms reporting 1950...	280	Livestock farms other than dairy and poultry.....number 1950...	5
.....1945.....	249	General farms.....number 1950...	38
.....number 1950.....	390Primarily crop.....number 1950...	11
.....1945.....	264Primarily livestock.....number 1950...	11
Tractors.....farms reporting 1950.....	280Crop and livestock.....number 1950...	11
.....1945.....	177	Miscellaneous and unclassified farms.....number 1950...	14
.....number 1950.....	385		
.....1945.....	205	FARMS BY ECONOMIC CLASS	
Wheel tractors other than garden.....farms reporting 1950.....	210	Commercial farms.....number 1950...	215
.....number 1950.....	215	Class I (Value of products sold, \$25,000 or more).....number 1950...
Garden tractors.....farms reporting 1950.....	30	Class II (Value of products sold, \$10,000-\$24,999).....number 1950...	21
.....number 1950.....	30	Class III (Value of products sold, \$5,000-\$9,999).....number 1950...	2
Crawler tractors.....farms reporting 1950.....	120	Class IV (Value of products sold, \$2,500-\$4,999).....number 1950...	8
.....number 1950.....	140	Class V (Value of products sold, \$1,200-\$2,499) ¹number 1950...	4
Automobiles.....farms reporting 1950.....	205	Class VI (Value of products sold, \$250-\$1,199) ¹number 1950...	4
.....1945.....	219	Other farms.....number 1950...	13
.....number 1950.....	290	Part-time ¹number 1950...	51
.....1945.....	224	Residential (Less than \$250 value of products sold).....number 1950...	8
Farms by class of work power:		Abnormal ²number 1950...
No tractor, horses, or mules.....farms reporting 1950...	38	VALUE OF PRODUCTS SOLD, BY SOURCE	
No tractor and only 1 horse or mule.....farms reporting 1950...	5	All farm products sold.....dollars 1949...	951,001
No tractor and 2 or more horses and/or mules.....farms reporting 1950...	621944.....	734,481
Tractor and horses and/or mules.....farms reporting 1950...	115	All crops sold.....dollars 1949...	587,891
Tractor and no horses or mules.....farms reporting 1950...	1541944.....	342,183
TRADING CENTER AND ROAD^a		Field crops, other than vegetables and fruits and nuts sold.....dollars 1949...	583,304
Distance to trading center visited most frequently:	1944.....	327,458
Under 1 mile.....farms reporting 1950...	20	Vegetables sold.....dollars 1949...	1,122
1 to 4 miles.....farms reporting 1950...	851944.....	3,774
5 to 9 miles.....farms reporting 1950...	110	Fruits and nuts sold.....dollars 1949...	1,461
10 miles and over.....farms reporting 1950...	1601944.....	10,912
Average distance reported.....miles 1950...	9	Horticultural specialties sold.....dollars 1949...	430
Distance over dirt or unimproved roads:	1944.....	400
0.0 to 0.2 miles.....farms reporting 1950...	130	All livestock and livestock products sold.....dollars 1949...	285,487
0.3 to 0.9 miles.....farms reporting 1950...	201944.....	340,879
1.0 to 4.9 miles.....farms reporting 1950...	95	Dairy products sold.....dollars 1949...	50,098
5.0 miles and over.....farms reporting 1950...	4.11944.....	84,907
Average distance reported.....miles 1950...	2.0	Poultry and poultry products sold.....dollars 1949...	28,672
Kind of road on which farm is located:	1944.....	30,917
Hard surface.....farms reporting 1950...	30	Livestock and livestock products, other than dairy and poultry, sold.....dollars 1949...	208,713
Gravel, shell, or shale.....farms reporting 1950...	2101944.....	223,035
Dirt or unimproved.....farms reporting 1950...	125	Forest products sold.....dollars 1949...	77,825
FARM LABOR^a	1944.....	51,422
Week preceding enumeration:		HORSES AND MULES	
Family and/or hired workers.....farms reporting 1950...	320	Horses and/or mules.....farms reporting 1950...	205
.....persons 1950...	525	Horses and colts, including ponies.....farms reporting 1950...	204
Family workers, including operator.....farms reporting 1950...	3201945.....	342
Operators.....persons 1950...	300number 1950.....	374
Unpaid members of operator's family.....farms reporting 1950...	1351945.....	1,102
.....persons 1950...	195	Mules and mule colts.....farms reporting 1950...	10
Hired workers.....farms reporting 1950...	301945.....	9
.....persons 1950...	30number 1950.....	44
SPECIFIED FARM EXPENDITURES^a	1945.....	41
Specified farm expenditures.....farms reporting 1949...	355	CATTLE AND DAIRY PRODUCTS	
Machinery hire and/or hired labor.....farms reporting 1949...	225	Cattle and calves.....farms reporting 1950...	298
Machinery hire.....dollars 1949...	1901945.....	462
Hired labor.....dollars 1949...	43,760number 1950...	3,704
.....1945.....	1401945.....	5,442
Feed for livestock and poultry.....dollars 1949...	55,905	Cows, including heifers that have calved.....farms reporting 1950...	233
.....dollars 1949...	2401945 ²	377
Livestock and poultry purchased.....dollars 1949...	56,135number 1950...	1,645
.....dollars 1949...	1901945 ²	2,711
Seeds, bulbs, plants, and trees purchased.....farms reporting 1949...	23,755	Milk cows.....farms reporting 1950...	267
.....dollars 1949...	235number 1950...	868
Gasoline and other petroleum fuel and oil.....farms reporting 1949...	32,790	Heifers born before Jan. 1.....farms reporting 1950...	213
.....dollars 1949...	270number 1950...	871
Tractor repairs.....farms reporting 1949...	90,680	Steers and bulls born before Jan. 1.....farms reporting 1950...	174
.....dollars 1949...	195number 1950...	611
Other farm machinery repairs.....farms reporting 1949...	26,090	Calves born since Jan. 1.....farms reporting 1950...	184
.....dollars 1949...	180number 1950...	577
FARMS BY TOTAL VALUE OF PRODUCTS SOLD		Whole milk sold.....farms reporting 1949...	21
No sales.....number 1950...	281944.....	27
\$1 to \$249.....number 1950...	52gallons 1949...	71,361
\$250 to \$399.....number 1950...	421944.....	87,937
\$400 to \$599.....number 1950...	18	Cream sold.....farms reporting 1949...	28,239
\$600 to \$999.....number 1950...	371944.....	124
\$1,000 to \$1,499.....number 1950...	23pounds of butterfat 1949...	260
\$1,500 to \$2,499.....number 1950...	231944.....	35,719
\$2,500 to \$3,999.....number 1950...	571944.....	102,911
\$4,000 to \$5,999.....number 1950...	26	Butter, buttermilk, skim milk, and cheese sold.....farms reporting 1949...	21,869
\$6,000 to \$9,999.....number 1950...	37dollars 1949...	10
\$10,000 and over.....number 1950...	31	HOGS	
FARMS BY TYPE OF FARM		Hogs and pigs.....farms reporting 1950...	131
Field-crop farms other than vegetable and fruit-and-nut.....number 1950...	1251945.....	201
Cash-grain.....number 1950...	125number 1950...	904
Cotton.....number 1950...1945.....	1,134
Other field-crop.....number 1950...	4 months old and over.....farms reporting 1950...	108
Vegetable farms.....number 1950...number 1950...	398
Fruit-and-nut farms.....number 1950...	10farms reporting 1950...	55
Dairy farms.....number 1950...	21number 1950...	508
Poultry farms.....number 1950...	51945.....	66
	number 1950...	124
	1945.....	216

¹Part-time farms include those with value of products sold of \$250-\$1,199 and operator either reporting 100 days or more of off-farm work or reporting other income exceeding value of agricultural products sold.
²Public and private institutional farms, community projects, etc.
³Cows and heifers 2 years old and over.

Item	County total	Item	County total
SHEEP AND WOOL		SPECIFIED CROPS HARVESTED	
Sheep and lambs.....farms reporting 1950...	10	Corn:	
1945...	24	Corn for all purposes.....farms reporting 1949...	6
number 1950...	240	1944...	25
1945...	927	acres 1949...	16
Sheep and lambs born before Oct. 1, 1949...farms reporting 1950...	9	1944...	91
number 1950...	146	Harvested for grain.....farms reporting 1949...	5
Ewes.....farms reporting 1950...	9	1944...	23
1945 ¹ ...	18	acres 1949...	15
number 1950...	139	1944...	73
1945 ¹ ...	631	bushels 1949...	390
Yearling ewes.....farms reporting 1950...	6	1944...	2,366
number 1950...	28	Cut for silage.....farms reporting 1949...	
Older ewes.....farms reporting 1950...	8	1949...	
number 1950...	111	tons..green weight 1949...	
Rams and wethers.....farms reporting 1950...	4	Hogged or grazed, or cut for green	
number 1950...	7	or dry fodder.....farms reporting 1949...	1
Lambs born since Oct. 1, 1949.....farms reporting 1950...	7	acres 1949...	1
number 1950...	94	Small grains:	
Sheep and lambs shorn.....farms reporting 1949...	7	Grains grown together and threshed	
1944...	19	as a mixture.....farms reporting 1949...	3
number shorn 1949...	92	acres 1949...	36
Wool shorn.....pounds 1949...	720	bushels 1949...	870
1944...	5,620	Winter wheat threshed or combined.....farms reporting 1949...	113
Average date of enumeration.....1950...	Apr. 1-Apr. 14	1944...	76
POULTRY AND POULTRY PRODUCTS		acres 1949...	5,652
Chickens, 4 months old and over, on hand....farms reporting 1950...	284	1944...	3,532
1945...	397	bushels 1949...	135,637
number 1950...	10,518	1944...	99,200
1945...	17,959	Spring wheat threshed or combined.....farms reporting 1949...	136
Chickens sold.....farms reporting 1949...	63	1944...	131
number 1949...	3,950	acres 1949...	3,652
dollars 1949...	4,752	1944...	2,914
Chicken eggs sold.....farms reporting 1949...	133	bushels 1949...	69,668
dozens 1949...	43,063	1944...	54,079
dollars 1949...	19,754	Oats threshed or combined.....farms reporting 1949...	129
Turkeys, 4 months old and over, on hand....farms reporting 1950...	2	1944...	150
number 1950...	306	acres 1949...	2,382
Turkeys raised.....farms reporting 1949...	2	1944...	3,270
1944...	19	bushels 1949...	80,954
number 1949...	94	1944...	111,507
1944...	257	Oats cut for feeding unthreshed.....farms reporting 1949...	28
ANIMALS SOLD ALIVE		1944...	106
Cattle, hogs, sheep, horses, or mules		acres 1949...	250
sold alive.....farms reporting 1949...	244	1944...	1,264
dollars 1949...	203,873	Barley threshed or combined.....farms reporting 1949...	128
Cattle and/or calves sold alive.....farms reporting 1949...	213	1944...	105
number 1949...	306	acres 1949...	3,878
1944...	1,699	1944...	3,113
1944...	2,961	bushels 1949...	99,548
Cattle sold alive, excluding calves....farms reporting 1949...	169	1944...	84,131
number 1949...	1,099	Annual legumes:	
dollars 1949...	131,771	Dry field and seed beans harvested	
Calves sold alive.....farms reporting 1949...	138	for beans.....farms reporting 1949...	13
number 1949...	600	1944 ² ...	41
dollars 1949...	37,185	acres 1949...	563
Hogs and pigs sold alive.....farms reporting 1949...	110	1944 ² ...	1,694
1944...	185	100-lb. bags 1949...	1,050
number 1949...	1,338	1944 ² ...	8,211
1944...	3,079	Dry field and seed peas, other than Austrian	
dollars 1949...	32,745	winter peas, harvested for peas.....farms reporting 1949...	
Sheep and lambs sold alive.....farms reporting 1949...	4	1944...	6
1944...	13	acres 1949...	299
number 1949...	26	1944...	
1944...	422	100-lb. bags 1949...	2,040
dollars 1949...	388	Hay crops:	
Horses and mules sold alive.....farms reporting 1949...	32	Land from which hay was cut.....farms reporting 1949...	312
number 1949...	61	acres 1949...	6,707
dollars 1949...	1,784	Alfalfa cut for hay (or for	
FARM SLAUGHTER		dehydrating).....farms reporting 1949...	219
Any cattle, hogs, or sheep butchered.....farms reporting 1949...	229	1944...	333
Cattle and/or calves butchered.....farms reporting 1949...	120	acres 1949...	2,958
number 1949...	154	1944...	5,627
Cattle butchered, excluding calves....farms reporting 1949...	48	1944...	4,483
1944...	98	tons 1949...	7,493
number 1949...	50	Clover or timothy cut for hay.....farms reporting 1949...	108
1944...	186	1944...	153
Calves butchered.....farms reporting 1949...	77	acres 1949...	2,252
1944...	89	1944...	3,304
number 1949...	104	tons 1949...	2,657
1944...	162	1944...	3,960
Hogs and pigs butchered.....farms reporting 1949...	183	Oats, wheat, barley, rye, or other small	
1944...	292	grain cut for hay.....farms reporting 1949...	84
number 1949...	412	1944...	124
1944...	642	acres 1949...	781
Sheep and lambs butchered.....farms reporting 1949...	2	1944...	1,402
number 1949...	5	tons 1949...	784
Meat, lard, hides, and other products sold		1944...	1,660
from animals butchered.....farms reporting 1949...	32	Wild hay cut.....farms reporting 1949...	22
dollars 1949...	2,955	1944...	40
		acres 1949...	419
		1944...	475
		tons 1949...	312
		1944...	367

¹Ewes and ewe lambs kept for breeding.
²Does not include soybeans.

Item	County total	Item	County total
SPECIFIED CROPS HARVESTED—Continued		SPECIFIED CROPS HARVESTED—Continued	
Hay crops—Continued		Vegetables harvested for sale—Continued	
Other hay out.....farms reporting 1949...	22	Tomatoes.....farms reporting 1949...	6
acres 1949...	250	acres 1944...	1
1944.....	211	1949.....	1
tons 1949.....	236	1944.....	1
1944.....	239	Watermelons.....farms reporting 1949.....	
Field crops (other):		acres 1949.....	
Alfalfa seed harvested.....farms reporting 1949...	1	Other vegetables.....acres 1949.....	1
acres 1949.....	1		
1944.....	2	Berries and other small fruit harvested for sale:	
pounds 1949.....	60	Strawberries.....farms reporting 1949...	2
1944.....	60	acres 1949.....	6
Red clover seed harvested.....farms reporting 1949...	39	quarts 1949...	8,782
acres 1949...	14		
1944.....	724	Raspberries (tame).....farms reporting 1949...	9
acres 1944.....	167	acres 1949.....	1
pounds 1949...	65,466	quarts 1949...	99
1944.....	26,520	Tree fruits, nuts, and grapes:	
Alsike clover seed harvested.....farms reporting 1949...	55	Land in bearing and nonbearing fruit orchards, groves,	
acres 1949...	1,358	vineyards, and planted nut trees.....farms reporting 1950...	12
pounds 1949...	157,171	1945.....	12
		1950 ²	4
		acres 1945.....	14
Austrian winter peas, including Dixie Wonder,		Apples.....farms reporting 1950...	14
harvested.....farms reporting 1949...		1945.....	23
acres 1949...		trees of all ages..number 1950...	1,779
pounds 1949...		1945.....	2,318
		1945.....	346
Irish potatoes harvested for home use or for		trees not of bearing age..number 1950...	1,413
sale.....farms reporting 1949...	115	trees of bearing age..number 1950...	1,081
1944.....	200	quantity harvested..bushels 1949...	3,164
acres 1949...	40		
1944.....	18	Peaches.....farms reporting 1950...	12
100-lb. bags 1949...	2,411	1945.....	32
1944.....	6,674	trees of all ages..number 1950...	49
Popcorn harvested.....farms reporting 1949...		1945.....	208
acres 1949...		1945.....	36
100 lb. ear corn 1949...		trees not of bearing age..number 1950...	13
		trees of bearing age..number 1950...	4
Sugar beets harvested for sugar.....farms reporting 1949...		quantity harvested..bushels 1949...	46
1944.....		1944.....	
acres 1949...		Pears.....farms reporting 1950...	85
1949.....		1945.....	162
1944.....		trees of all ages..number 1950...	294
tons 1949.....		1945.....	378
1944.....		1945.....	67
Root and grain crops hogged or grazed,		trees not of bearing age..number 1950...	227
other than corn.....farms reporting 1949...		trees of bearing age..number 1950...	164
acres 1949...		quantity harvested..bushels 1949...	1,586
		1944.....	
Vegetables harvested for home use (other than		Sour cherries.....farms reporting 1950...	42
Irish and sweet potatoes).....farms reporting 1949...	235	trees of all ages..number 1950...	21
1944.....	379	trees not of bearing age..number 1950...	96
		trees of bearing age..number 1950...	65
Vegetables harvested for sale.....farms reporting 1949...	7	quantity harvested..pounds 1949...	1,188
1944.....	17		
acres 1949...	8	Sweet cherries.....farms reporting 1950...	78
1944.....	31	trees of all ages..number 1950...	293
sold dollars 1949...	1,122	trees not of bearing age..number 1950...	52
1944.....	3,376	trees of bearing age..number 1950...	241
Green beans (snap, string, or wax).....farms reporting 1949...	1	quantity harvested..pounds 1949...	5,985
1944.....	2		
acres 1949...	(*)	Plums and prunes.....farms reporting 1950...	93
Cabbage.....farms reporting 1949.....	3	1945.....	168
1944.....	2	trees of all ages..number 1950...	378
acres 1949.....	5	1945.....	778
Cantaloups and muskmelons.....farms reporting 1949...	2	1945.....	69
acres 1949...	1	trees not of bearing age..number 1950...	309
Carrots.....farms reporting 1949.....	2	trees of bearing age..number 1950...	185
acres 1949.....	2	quantity harvested..bushels 1949...	500
Sweet corn.....farms reporting 1949.....	4		
1944.....	7	Apricots.....farms reporting 1950...	27
acres 1949...	3	1945.....	38
1944.....	8	trees of all ages..number 1950...	66
Lettuce and romaine.....farms reporting 1949.....	2	1945.....	90
acres 1949.....	(*)	trees not of bearing age..number 1950...	27
Dry onions.....farms reporting 1949.....	1	trees of bearing age..number 1950...	39
acres 1949.....	(*)	quantity harvested..pounds 1949...	131
Green peas.....farms reporting 1949.....	1	1944.....	910
1944.....	4	Grapes.....farms reporting 1950...	46
		1945.....	52
		vines of all ages..number 1950...	469
		1945.....	1,845
		vines not of bearing age..number 1950...	156
		vines of bearing age..number 1950...	313
		quantity harvested..pounds 1949...	2,123
		1944.....	9,293

¹For 1949, does not include acres for farms with less than 10 bags harvested.

²For 1950, does not include acres for farms reporting less than 1/2 acre.

*Less than one acre.

1950 CENSUS OF AGRICULTURE

FARMS, FARM CHARACTERISTICS, FARM PRODUCTS

For release February 26, 1951

CUSTER, IDAHO

(82-019) Series AC50-1

This release presents figures from the 1950 Census of Agriculture, together with available comparative data from the 1945 Census of Agriculture. The figures from the 1950 Census are preliminary and are subject to revision. A similar report will be released for every county in the United States. A preliminary report, carrying State totals only, will be issued following the publication of figures for all of the counties in the State. After that, final figures for this county and for other counties in the State will be published in a State Report.

Generally, the data for both 1950 and 1945 are based upon the tabulation of reports for all farms in the county. However, the 1950 data for items followed by a star (*) represent estimates for all farms made on the basis of reports from a sample of approximately 20 percent of the farms.

Inventory items are for April 1, 1950 and January 1, 1945; and production items are for the calendar years 1949 and 1944.

Item	County total	Item	County total
FARMS, ACREAGE, AND VALUE		FARMS BY SIZE	
Farms.....number 1950...	316	Under 10 acres.....number 1950...	5
1945.....	339	1945.....	6
Approximate land area.....acres 1950...	3,157,120	Under 3 acres.....number 1950.....
Proportion in farms.....percent 1950...	4.6	1945.....
Land owned by farm operators.....acres 1950...	119,938	3 to 9 acres.....number 1950.....	5
Land rented from others by farm operators.....acres 1950...	25,281	1945.....	6
Land managed by farm operators.....acres 1950...	3,878	10 to 29 acres.....number 1950.....	10
Land rented to others by farm operators.....acres 1950...	2,418	1945.....	7
Land in farms.....acres 1950...	146,679	30 to 49 acres.....number 1950.....	7
1945.....	117,864	1945.....	13
Average size of farm.....acres 1950...	464.2	50 to 69 acres.....number 1950.....	6
1945.....	347.7	1945.....	3
Value of land and buildings.....average per farm, dollars 1950*	20,229	70 to 99 acres.....number 1950.....	15
1945.....	10,383	1945.....	19
average per acre, dollars 1950*	49.42	100 to 139 acres.....number 1950.....	22
1945.....	29.86	1945.....	22
Land in farms according to use:		140 to 179 acres.....number 1950.....	51
Cropland harvested.....farms reporting 1949...	276	1945.....	68
1944.....	313	180 to 219 acres.....number 1950.....	19
acres 1949.....	34,839	1945.....	25
1944.....	37,303	220 to 259 acres.....number 1950.....	19
1 to 9 acres.....farms reporting 1949...	12	1945.....	26
1944.....	14	260 to 499 acres.....number 1950.....	87
10 to 19 acres.....farms reporting 1949...	9	1945.....	92
1944.....	13	500 to 999 acres.....number 1950.....	48
20 to 29 acres.....farms reporting 1949...	11	1945.....	38
1944.....	12	1,000 acres and over.....number 1950.....	27
30 to 49 acres.....farms reporting 1949...	32	1945.....	20
1944.....	35		
50 to 99 acres.....farms reporting 1949...	87	FARMS BY COLOR AND TENURE OF OPERATOR	
1944.....	95	Farms by color of operator:	
100 to 199 acres.....farms reporting 1949...	86	White operators.....number 1950...	316
1944.....	92	1945.....	339
200 acres and over.....farms reporting 1949...	39	Nonwhite operators.....number 1950.....
1944.....	52	1945.....
Cropland used only for pasture.....farms reporting 1949...	133	Farms by tenure of operator:	
1944 ¹	24	Full owners.....number 1950...	256
acres 1949.....	12,291	1945.....	282
1944 ¹	878	Part owners.....number 1950...	30
Cropland not harvested and not pastured.....farms reporting 1949...	63	1945.....	16
acres 1949.....	5,858	Managers.....number 1950...	5
1944.....	2,676	1945.....	8
Cultivated summer fallow.....farms reporting 1949...	27	All tenants.....number 1950...	25
acres 1949.....	1,631	1945.....	33
1 to 49 acres.....farms reporting 1949...	22	Proportion of tenancy.....percent 1950...	7.9
50 to 199 acres.....farms reporting 1949...	4	1945.....	9.7
200 acres and over.....farms reporting 1949...	1	Cash tenants.....number 1950...	4
Other.....farms reporting 1949...	43	1945.....	4
acres 1949.....	4,227	Share-cash tenants.....number 1950.....
1944.....	70	1945.....
Woodland pastured.....farms reporting 1949...	31	Share tenants and croppers.....number 1950...	14
acres 1949.....	5,017	1945.....	22
1944.....	1,688	Crop-share tenants and croppers.....number 1950...	10
Woodland not pastured.....farms reporting 1949...	13	Livestock-share tenants.....number 1950...	4
1944.....	7	Other and unspecified tenants.....number 1950...	7
acres 1949.....	418	1945.....	7
1944.....	425	Other tenants.....number 1950...	1
Other pasture (not cropland and not woodland).....farms reporting 1949...	206	Unspecified tenants.....number 1950...	6
1944 ¹	293		
acres 1949.....	70,253	SPECIFIED FACILITIES AND EQUIPMENT*	
1944 ¹	54,805	Telephone.....farms reporting 1950...	111
Other land (house lots, roads, wasteland, etc.).....farms reporting 1949...	292	1945.....	104
1944.....	318	Electricity.....farms reporting 1950...	183
acres 1949.....	18,003	1945.....	123
1944.....	20,089	From a power line.....farms reporting 1950...	129
Irrigated land in farms.....farms reporting 1949...	296	Average of last monthly electric bill.....dollars 1950...	9.71
1944.....	297	Electric water pump.....farms reporting 1950...	111
acres 1949.....	49,669	Electric hot-water heater.....farms reporting 1950...	23
1944.....	38,201	Home freezer.....farms reporting 1950...	43
Land irrigated by sprinklers.....farms reporting 1949...	Electric washing machine.....farms reporting 1950...	173
acres 1949.....	Electric chick brooder.....farms reporting 1950...	35
		Electric power feed grinder.....farms reporting 1950...
FARM OPERATORS		Milking machines.....farms reporting 1950...	72
Residing on farm operated.....operators reporting 1950...	275	Grain combines.....farms reporting 1950...	51
1945.....	299	number 1950.....	52
Not residing on farm operated.....operators reporting 1950...	39	Corn pickers.....farms reporting 1950...
1945.....	36	number 1950.....
With other income of family exceeding value of agricultural products sold.....operators reporting 1949...	63	Pick-up hay balers.....farms reporting 1950...	15
Working off their farm, total.....operators reporting 1949...	124	number 1950.....	17
1944.....	35	Upright silos.....farms reporting 1950...
100 days or more.....operators reporting 1949...	61	number 1950.....
1944.....	14	Pit or trench silos.....farms reporting 1950...
		number 1950.....

¹Data for 1944 not strictly comparable with those for 1949.

Item	County total	Item	County total
SPECIFIED FACILITIES AND EQUIPMENT*—Continued		FARMS BY TYPE OF FARM—Continued	
Motortrucks.....farms reporting 1950...	218	Livestock farms other than dairy and poultry.....number 1950...	191
.....1945.....	133	General farms.....number 1950.....	18
.....number 1950.....	274".....	5
.....1945.....	141".....	3
Tractors.....farms reporting 1950.....	218	Miscellaneous and unclassified farms.....number 1950.....	58
.....1945.....	102		
.....number 1950.....	324	FARMS BY ECONOMIC CLASS	
.....1945.....	117	Commercial farms.....number 1950.....	258
Wheel tractors other than garden.....farms reporting 1950.....	213	Class I (Value of products sold, \$25,000 or more).....number 1950.....	5
.....number 1950.....	307	Class II (Value of products sold, \$10,000-\$24,999).....number 1950.....	43
Garden tractors.....farms reporting 1950.....	15	Class III (Value of products sold, \$5,000-\$9,999).....number 1950.....	70
.....number 1950.....	17	Class IV (Value of products sold, \$2,500-\$4,999).....number 1950.....	64
Crawler tractors.....farms reporting 1950.....	15	Class V (Value of products sold, \$1,200-\$2,499).....number 1950.....	40
.....number 1950.....	17	Class VI (Value of products sold, \$250-\$1,199) ¹number 1950.....	30
Automobiles.....farms reporting 1950.....	189	Other farms.....number 1950.....	51
.....1945.....	204	Part-time ²number 1950.....	31
.....number 1950.....	246	Residential (Less than \$250 value of products sold).....number 1950.....	23
.....1945.....	213	Abnormal ²number 1950.....
Farms by class of work power:		VALUE OF PRODUCTS SOLD, BY SOURCE	
No tractor, horses, or mules.....farms reporting 1950.....	25	All farm products sold.....dollars 1949.....	2,409,893
No tractor and only 1 horse or mule.....farms reporting 1950.....1944.....	1,311,191
No tractor and 2 or more horses and/or mules.....farms reporting 1950.....	69	All crops sold.....dollars 1949.....	393,619
Tractor and horses and/or mules.....farms reporting 1950.....	2071944.....	123,852
Tractor and no horses or mules.....farms reporting 1950.....	15	Field crops, other than vegetables and fruits and nuts sold.....dollars 1949.....	371,484
TRADING CENTER AND ROAD*	1944.....	123,381
Under 1 mile.....farms reporting 1950.....	10	Vegetables sold.....dollars 1949.....
1 to 4 miles.....farms reporting 1950.....	921944.....	260
5 to 9 miles.....farms reporting 1950.....	86	Fruits and nuts sold.....dollars 1949.....	135
10 miles and over.....farms reporting 1950.....	1181944.....	207
Average distance reported.....miles 1950.....	13	Horticultural specialties sold.....dollars 1949.....
Distance over dirt or unimproved roads:	1944.....
0.0 to 0.2 miles.....farms reporting 1950.....	38	All livestock and livestock products sold.....dollars 1949.....	2,036,684
0.3 to 0.9 miles.....farms reporting 1950.....	351944.....	1,187,324
1.0 to 4.9 miles.....farms reporting 1950.....	96	Dairy products sold.....dollars 1949.....	101,380
5.0 miles and over.....farms reporting 1950.....	1101944.....	131,828
Average distance reported.....miles 1950.....	9.2	Poultry and poultry products sold.....dollars 1949.....	24,124
Kind of road on which farm is located:	1944.....	19,076
Hard surface.....farms reporting 1950.....	74	Livestock and livestock products, other than dairy and poultry, sold.....dollars 1949.....	1,910,880
Gravel, shell, or shale.....farms reporting 1950.....	661944.....	1,036,320
Dirt or unimproved.....farms reporting 1950.....	161	Forest products sold.....dollars 1949.....	150
FARM LABOR*	1944.....	75
Week preceding enumeration:		HORSES AND MULES	
Family and/or hired workers.....farms reporting 1950.....	276	Horses and/or mules.....farms reporting 1950.....	250
.....persons 1950.....	577	Horses and colts, including ponies.....farms reporting 1950.....	248
Family workers, including operator.....farms reporting 1950.....	276number 1950.....	261
Operators.....persons 1950.....	256	Mules and mule colts.....farms reporting 1950.....	19
Unpaid members of operator's family.....farms reporting 1950.....	270number 1950.....	89
.....persons 1950.....	2181945.....	4
Hired workers.....farms reporting 1950.....	49	CATTLE AND DAIRY PRODUCTS	
.....persons 1950.....	103	Cattle and calves.....farms reporting 1950.....	269
SPECIFIED FARM EXPENDITURES*	1945.....	283
Specified farm expenditures.....farms reporting 1949.....	286number 1950.....	26,264
Machine hire and/or hired labor.....farms reporting 1949.....	2261945.....	20,728
Machine hire.....dollars 1949.....	137	Cows, including heifers that have calved.....farms reporting 1950.....	267
Hired labor.....dollars 1949.....	46,044number 1950.....	276
.....farms reporting 1949.....	201	Milk cows.....farms reporting 1950.....	11,053
Feed for livestock and poultry.....dollars 1949.....	290,1631945.....	11,282
.....dollars 1949.....	231	Heifers born before Jan. 1.....farms reporting 1950.....	245
Livestock and poultry purchased.....farms reporting 1949.....	215,270number 1950.....	1,192
.....dollars 1949.....	190	Steers and bulls born before Jan. 1.....farms reporting 1950.....	211
Seeds, bulbs, plants, and trees purchased.....farms reporting 1949.....	200,925number 1950.....	4,496
.....dollars 1949.....	215	Calves born since Jan. 1.....farms reporting 1950.....	314
Gasoline and other petroleum fuel and oil.....farms reporting 1949.....	38,117number 1950.....	4,860
.....dollars 1949.....	271	Whole milk sold.....farms reporting 1949.....	311
Tractor repairs.....farms reporting 1947.....	145,729number 1950.....	3,935
.....dollars 1949.....	185gallons 1949.....	57
Other farm machinery repairs.....farms reporting 1949.....	41,9111944.....	61
.....dollars 1949.....	229	Cream sold.....dollars 1949.....	345,007
.....1949.....	55,288farms reporting 1949.....	346,701
FARMS BY TOTAL VALUE OF PRODUCTS SOLD	1944.....	97
No sales.....number 1950.....	20pounds of butterfat 1949.....	133
\$1 to \$249.....number 1950.....	51944.....	61,808
\$250 to \$499.....number 1950.....	221945.....	90,807
\$500 to \$999.....number 1950.....	5	Butter, buttermilk, skim milk, and cheese sold.....farms reporting 1949.....	36,678
\$1,000 to \$1,499.....number 1950.....	27dollars 1949.....	443
\$1,500 to \$2,499.....number 1950.....	22	HOGS	
\$2,500 to \$3,999.....number 1950.....	27	Hogs and pigs.....farms reporting 1950.....	133
\$4,000 to \$5,999.....number 1950.....	251945.....	174
\$6,000 to \$9,999.....number 1950.....	59number 1950.....	2,228
\$10,000 and over.....number 1950.....	50	4 months old and over.....farms reporting 1950.....	1,667
.....number 1950.....	54number 1950.....	141
FARMS BY TYPE OF FARM		Less than 4 months old.....farms reporting 1950.....	1,001
Field-crop farms other than vegetable and fruit-and-nut.....number 1950.....	25number 1950.....	65
Cash-grain.....number 1950.....	25	Sows and gilts for spring farrowing.....farms reporting 1950.....	1,227
Other field-crops.....number 1950.....1945.....	103
Vegetable farms.....number 1950.....number 1950.....	87
Fruit-and-nut farms.....number 1950.....1945.....	473
Dairy farms.....number 1950.....	251945.....	387
Poultry farms.....number 1950.....	5		

¹Part-time farms include those with value of products sold of \$250-\$1,199 and operator either reporting 100 days or more of off-farm work or reporting other income exceeding value of agricultural products sold.
²Public and private institutional farms, community projects, etc.
 *Does not include farms 2 years old and over.

Item	County total	Item	County total
SHEEP AND WOOL		SPECIFIED CROPS HARVESTED	
Sheep and lambs.....farms reporting 1950...	85	Corn:	
.....1945.....	96	Corn for all purposes.....farms reporting 1949.....
.....number 1950.....	34,9631944.....
.....1945.....	33,008acres 1949.....
.....number 1950.....	781944.....
Sheep and lambs born before Oct. 1, 1949..farms reporting 1950...	24,153	Harvested for grain.....farms reporting 1949.....
.....1945.....	771944.....
Ewes.....farms reporting 1950.....	78acres 1949.....
.....1945.....	23,7051944.....
.....number 1950.....	29,337bushels 1949.....
.....1945.....	491944.....
Yearling ewes.....farms reporting 1950.....	3,346	Cut for silage.....farms reporting 1949.....
.....1945.....	711944.....
Older ewes.....farms reporting 1950.....	20,359acres 1949.....
.....1945.....	481944.....
Rams and wethers.....farms reporting 1950.....	448	Hogged or grazed, or cut for green or dry fodder.....farms reporting 1949.....
.....1945.....	70acres 1949.....
Lambs born since Oct. 1, 1949.....farms reporting 1950...	10,810	Small grains:	
.....number 1950.....	80	Grains grown together and threshed as a mixture.....farms reporting 1949.....	16
.....1944.....	78acres 1949.....	385
.....number shorn 1949.....	24,888bushels 1949.....	10,877
.....1949.....	247,926	Winter wheat threshed or combined.....farms reporting 1949...	6
.....1944.....	275,8251944.....	2
.....pounds 1949.....	Apr. 1--Apr. 14acres 1949.....	906
.....1944.....	Apr. 1--Apr. 141944.....	25
Average date of enumeration.....1950.....	Apr. 1--Apr. 14bushels 1949.....	14,960
POULTRY AND POULTRY PRODUCTS	1944.....	450
Chickens, 4 months old and over, on hand....farms reporting 1950...	214	Spring wheat threshed or combined.....farms reporting 1949...	117
.....1945.....	2461944.....	94
.....number 1950.....	10,904acres 1949.....	2,814
.....1945.....	12,4881944.....	1,128
Chickens sold.....farms reporting 1949...	39bushels 1949.....	79,826
.....number 1949.....	3,5951944.....	33,107
.....dollars 1949.....	3,810	Oats threshed or combined.....farms reporting 1949...	92
Chicken eggs sold.....farms reporting 1949...	791944.....	86
.....dozens 1949.....	25,785acres 1949.....	1,340
.....dollars 1949.....	10,4121944.....	1,077
Turkeys, 4 months old and over, on hand....farms reporting 1950...	25bushels 1949.....	49,309
.....number 1950.....	1621944.....	41,149
Turkeys raised.....farms reporting 1949...	37	Oats cut for feeding unthreshed.....farms reporting 1949...	18
.....1944.....	611944.....	7
.....number 1949.....	1,801acres 1949.....	290
.....1944.....	1,5291944.....	77
ANIMALS SOLD ALIVE		Barley threshed or combined.....farms reporting 1949...	102
Cattle, hogs, sheep, horses, or mules sold alive.....farms reporting 1949...	2551944.....	88
.....dollars 1949...	1,790,536acres 1949.....	2,488
Cattle and/or calves sold alive.....farms reporting 1949...	2261944.....	1,475
.....1944.....	210bushels 1949.....	89,982
.....number 1949.....	10,8481944.....	60,971
.....1944.....	7,486	Annual legumes:	
Cattle sold alive, excluding calves....farms reporting 1949...	198	Dry field and seed beans harvested for beans.....farms reporting 1949...	1
.....number 1949.....	8,4801944.....	10
.....dollars 1949.....	1,138,8881944.....	80
Calves sold alive.....farms reporting 1949...	95	Dry field and seed peas, other than Austrian winter peas, harvested for peas.....farms reporting 1949...	21
.....number 1949.....	2,3681944.....	46
.....dollars 1949.....	213,656acres 1949.....	457
Hogs and pigs sold alive.....farms reporting 1949...	1321944.....	877
.....1944.....	126100-lb. bags 1949.....	5,585
.....number 1949.....	4,0401944.....	13,126
.....1944.....	5,569	Hay crops:	
.....dollars 1949.....	123,825	Land from which hay was cut.....farms reporting 1949...	264
Sheep and lambs sold alive.....farms reporting 1949...	69acres 1949...	25,211
.....1944.....	74	Alfalfa cut for hay (or for dehydrating).....farms reporting 1949...	188
.....number 1949.....	18,9061944.....	225
.....1944.....	22,336acres 1949.....	10,547
.....dollars 1949.....	302,8031944.....	14,384
Horses and mules sold alive.....farms reporting 1949...	58tons 1949.....	19,845
.....number 1949.....	3281944.....	23,308
.....dollars 1949.....	11,364	Clover or timothy cut for hay.....farms reporting 1949...	56
FARM SLAUGHTER	1944.....	69
Any cattle, hogs, or sheep butchered.....farms reporting 1949...	196acres 1949...	2,621
Cattle and/or calves butchered.....farms reporting 1949...	1321944.....	4,253
.....number 1949.....	214tons 1949...	2,741
Cattle butchered, excluding calves....farms reporting 1949...	851944.....	4,830
.....1944.....	77	Oats, wheat, barley, rye, or other small grain cut for hay.....farms reporting 1949...	41
.....number 1949.....	1331944.....	5
.....1944.....	116acres 1949...	902
Calves butchered.....farms reporting 1949...	541944.....	52
.....1944.....	31tons 1949...	1,025
.....number 1949.....	811944.....	70
.....1944.....	35	Wild hay cut.....farms reporting 1949...	104
Hogs and pigs butchered.....farms reporting 1949...	1551944.....	109
.....1944.....	148acres 1949...	9,386
.....number 1949.....	4351944.....	11,244
.....1944.....	358tons 1949...	10,246
Sheep and lambs butchered.....farms reporting 1949...	591944.....	12,960
.....number 1949.....	400	Meat, lard, hides, and other products sold from animals butchered.....farms reporting 1949...	43
.....1944.....	6,170dollars 1949...	6,170

¹Ewes and ewe lambs kept for breeding.
²Does not include soybeans.

Item	County total	Item	County total
SPECIFIED CROPS HARVESTED—Continued		SPECIFIED CROPS HARVESTED—Continued	
Hay crops—Continued		Vegetables harvested for sale—Continued	
Other hay cut.....farms reporting 1949...	27	Tomatoes.....farms reporting 1949...	
		1944.....	
acres 1949...	1,842	acres 1949...	
1944.....	1,742	1944.....	
tons 1949...	1,981	Watermelons.....farms reporting 1949...	
1944.....	2,374	acres 1949...	
Field crops (other):		Other vegetables.....acres 1949...	
Alfalfa seed harvested.....farms reporting 1949...	4		
1944.....	4	Berries and other small fruit harvested for sale:	
acres 1949...	24	Strawberries.....farms reporting 1949...	
1944.....	47	acres 1949...	
pounds 1949...	1,130	quarts 1949...	1
1944.....	4,260		
Red clover seed harvested.....farms reporting 1949...	1	Raspberries (tame).....farms reporting 1949...	1
1944.....	3	acres 1949...	(*)
acres 1949...	30	quarts 1949...	20
1944.....	16	Tree fruits, nuts, and grapes:	
pounds 1949...	700	Land in bearing and nonbearing fruit orchards, groves,	
1944.....	3,420	vineyards, and planted nut trees.....farms reporting 1950...	42
Alsike clover seed harvested.....farms reporting 1949...		1945.....	5
acres 1949...		acres 1950 ² ...	10
pounds 1949...		1945...	13
Austrian winter peas, including Dixie Wonder,		Apples.....farms reporting 1950...	20
harvested.....farms reporting 1949...		1945.....	15
acres 1949...		trees of all ages..number 1950...	471
pounds 1949...		1945.....	386
Irish potatoes harvested for home use or for		trees not of bearing age..number 1950...	55
sale.....farms reporting 1949...	58	trees of bearing age..number 1950...	372
1944.....	60	quantity harvested..bushels 1949...	406
acres 1949...	733	1944.....	443
1944.....	239	Peaches.....farms reporting 1950...	1
100-lb. bags 1949...	84,477	1945.....	
1944.....	22,963	trees of all ages..number 1950...	2
Popcorn harvested.....farms reporting 1949...		1945.....	
acres 1949...		trees not of bearing age..number 1950...	2
100 lb. ear corn 1949...		trees of bearing age..number 1950...	
Sugar beets harvested for sugar.....farms reporting 1949...	2	quantity harvested..bushels 1949...	
1944.....		1944.....	
acres 1949...	12	Pears.....farms reporting 1950...	3
1944.....		1945.....	6
acres 1949...		trees of all ages..number 1950...	9
tons 1949...	127	1945.....	20
1944.....		trees not of bearing age..number 1950...	5
Root and grain crops hogged or grazed,		trees of bearing age..number 1950...	4
other than corn.....farms reporting 1949...	1	quantity harvested..bushels 1949...	
acres 1949...	12	1944.....	19
Vegetables harvested for home use (other than		Sour cherries.....farms reporting 1950...	2
Irish and sweet potatoes).....farms reporting 1949...	100	trees of all ages..number 1950...	11
1944.....	214	trees not of bearing age..number 1950...	6
Vegetables harvested for sale.....farms reporting 1949...		trees of bearing age..number 1950...	5
1944.....	3	quantity harvested..pounds 1949...	100
acres 1949...		Sweet cherries.....farms reporting 1950...	1
1944.....	4	trees of all ages..number 1950...	2
sold dollars 1949...		trees not of bearing age..number 1950...	2
Green beans (snap, string, or wax).....farms reporting 1949...	260	trees of bearing age..number 1950...	
1944.....		quantity harvested..pounds 1949...	
acres 1949...		Plums and prunes.....farms reporting 1950...	6
1944.....		1945.....	4
Cabbage.....farms reporting 1949...		trees of all ages..number 1950...	20
1944.....		1945.....	17
acres 1949...		trees not of bearing age..number 1950...	4
1944.....		trees of bearing age..number 1950...	16
acres 1949...		quantity harvested..bushels 1949...	7
1944.....		1944.....	
acres 1949...		Apricots.....farms reporting 1950...	3
1944.....		1945.....	
acres 1949...		trees of all ages..number 1950...	4
1944.....		1945.....	
acres 1949...		trees not of bearing age..number 1950...	2
1944.....		trees of bearing age..number 1950...	2
acres 1949...		quantity harvested..pounds 1949...	87
1944.....		1944.....	
acres 1949...		Grapes.....farms reporting 1950...	
1944.....		1945.....	1
acres 1949...		vines of all ages..number 1950...	
1944.....		1945.....	50
acres 1949...		vines not of bearing age..number 1950...	
1944.....		vines of bearing age..number 1950...	
acres 1949...		quantity harvested..pounds 1949...	
1944.....		1944.....	

¹For 1949, does not include acres for farms with less than 10 bags harvested.
²For 1950, does not include acres for farms reporting less than 1/2 acre.
 *less than 1 acre.

1950 CENSUS OF AGRICULTURE

FARMS, FARM CHARACTERISTICS, FARM PRODUCTS

For release February 19, 1951

ELMORE, IDAHO

(82-020) Series AC50-1

This release presents figures from the 1950 Census of Agriculture, together with available comparative data from the 1945 Census of Agriculture. The figures from the 1950 Census are preliminary and are subject to revision. A similar report will be released for every county in the United States. A preliminary report, carrying State totals only, will be issued following the publication of figures for all of the counties in the State. After that, final figures for this county and for other counties in the State will be published in a State Report.

Generally, the data for both 1950 and 1945 are based upon the tabulation of reports for all farms in the county. However, the 1950 data for items followed by a star (*) represent estimates for all farms made on the basis of reports from a sample of approximately 20 percent of the farms.

Inventory items are for April 1, 1950 and January 1, 1945; and production items are for the calendar years 1949 and 1944.

Item	County total	Item	County total
FARMS, ACREAGE, AND VALUE		FARMS BY SIZE	
Farms.....number 1950...	407	Under 10 acres.....number 1950...	42
	399	1945.....	40
Approximate land area.....acres 1950...	1,959,680	Under 3 acres.....number 1950...	5
	24.3	1945.....	1
Proportion in farms.....percent 1950...	224,041	3 to 9 acres.....number 1950...	37
Land owned by farm operators.....acres 1950...	156,766	1945.....	39
Land rented from others by farm operators.....acres 1950...	113,497	10 to 29 acres.....number 1950...	42
Land managed by farm operators.....acres 1950...	17,450	1945.....	48
Land rented to others by farm operators.....acres 1950...	476,754	30 to 49 acres.....number 1950...	38
Land in farms.....acres 1950...	414,787	1945.....	32
	1,171.4	50 to 69 acres.....number 1950...	18
Average size of farm.....acres 1950...	1,039.6	1945.....	20
	17,642	70 to 99 acres.....number 1950...	38
Value of land and buildings.....average per farm, dollars 1950*	11,875	1945.....	45
	18.60	100 to 139 acres.....number 1950...	28
average per acre, dollars 1950*	11.42	1945.....	33
		140 to 179 acres.....number 1950...	37
Land in farms according to use:		1945.....	35
Cropland harvested.....farms reporting 1949...	351	180 to 219 acres.....number 1950...	13
1944.....	354	1945.....	13
acres 1949.....	33,305	220 to 259 acres.....number 1950...	12
1944.....	31,741	1945.....	16
1 to 9 acres.....farms reporting 1949...	50	260 to 499 acres.....number 1950...	45
1944.....	58	1945.....	33
10 to 19 acres.....farms reporting 1949...	27	500 to 999 acres.....number 1950...	29
1944.....	35	1945.....	64
20 to 29 acres.....farms reporting 1949...	40	1,000 acres and over.....number 1950...	55
1944.....	37		
30 to 49 acres.....farms reporting 1949...	66		
1944.....	57		
50 to 99 acres.....farms reporting 1949...	71		
1944.....	87		
100 to 199 acres.....farms reporting 1949...	53		
1944.....	39		
200 acres and over.....farms reporting 1949...	44		
1944.....	41		
Cropland used only for pasture.....farms reporting 1949...	119		
1944.....	125		
acres 1949.....	7,330		
1944.....	2,506		
Cropland not harvested and not pastured.....farms reporting 1949...	108		
1944.....	10,912		
acres 1949.....	5,124		
1944.....	35		
Cultivated summer fallow.....farms reporting 1949...	3,037		
1944.....	22		
1 to 49 acres.....farms reporting 1949...	8		
50 to 199 acres.....farms reporting 1949...	5		
200 acres and over.....farms reporting 1949...	80		
Other.....farms reporting 1949...	7,875		
1944.....	24		
acres 1949.....	3		
1944.....	9,867		
1,446			
Woodland pastured.....farms reporting 1949...	5		
1944.....	4		
acres 1949.....	1,004		
1944.....	23		
Woodland not pastured.....farms reporting 1949...	274		
1944.....	299		
acres 1949.....	390,542		
1944.....	369,462		
Other pasture (not cropland and not woodland).....farms reporting 1949...	400		
1944.....	353		
acres 1949.....	23,794		
1944.....	4,485		
Irrigated land in farms.....farms reporting 1949...	347		
1944.....	332		
acres 1949.....	28,263		
1944.....	25,637		
Land irrigated by sprinklers.....farms reporting 1949...	4		
1944.....	158		
FARM OPERATORS		FARMS BY COLOR AND TENURE OF OPERATOR	
Residing on farm operated.....operators reporting 1950...	375	Farms by color of operator:	
1945.....	367	White operators.....number 1950...	406
Not residing on farm operated.....operators reporting 1950...	25	1945.....	398
1945.....	32	Nonwhite operators.....number 1950...	1
		1945.....	1
With other income of family exceeding value of agricultural products sold.....operators reporting 1949...	114	Farms by tenure of operator:	
Working off their farm, total.....operators reporting 1949...	186	Full owners.....number 1950...	230
1944.....	136	1945.....	242
100 days or more.....operators reporting 1949...	120	Part owners.....number 1950...	87
1944.....	80	1945.....	74
		Managers.....number 1950...	6
		1945.....	12
		All tenants.....number 1950...	84
		1945.....	71
		Proportion of tenancy.....percent 1950...	20.6
		1945.....	17.8
		Cash tenants.....number 1950...	14
		1945.....	17
		Share-cash tenants.....number 1950...	9
		1945.....	2
		Share tenants and croppers.....number 1950...	48
		1945.....	30
		Crop-share tenants and croppers.....number 1950...	36
		1945.....	12
		Livestock-share tenants.....number 1950...	13
		Other and unspecified tenants.....number 1950...	13
		1945.....	22
		Other tenants.....number 1950...	7
		Unspecified tenants.....number 1950...	6
		SPECIFIED FACILITIES AND EQUIPMENT*	
		Telephone.....farms reporting 1950...	169
		1945.....	90
		Electricity.....farms reporting 1950...	376
		1945.....	242
		From a power line.....farms reporting 1950...	369
		1945.....	242
		Average of last monthly electric bill.....dollars 1950...	8.33
		1945.....	273
		Electric water pump.....farms reporting 1950...	191
		Electric hot-water heater.....farms reporting 1950...	89
		Home freezer.....farms reporting 1950...	342
		Electric washing machine.....farms reporting 1950...	65
		Electric chick brooder.....farms reporting 1950...	22
		Electric power feed grinder.....farms reporting 1950...	56
		Milking machine.....farms reporting 1950...	89
		Grain combines.....farms reporting 1950...	96
		number 1950...	1
		1945.....	1
		Corn pickers.....farms reporting 1950...	33
		number 1950...	35
		Pick-up hay balers.....farms reporting 1950...	1
		number 1950...	3
		Upright silos.....farms reporting 1950...	1
		number 1950...	1
		Pit or trench silos.....farms reporting 1950...	1
		number 1950...	1

*Data for 1944 not strictly comparable with those for 1949.

Item	County total	Item	County total
SPECIFIED FACILITIES AND EQUIPMENT^a—Continued		FARMS BY TYPE OF FARM—Continued	
Motortrucks.....farms reporting 1950...	247	Livestock farms other than dairy and poultry.....number 1950...	96
.....1945.....	174	General farms.....number 1950...	91
.....number 1950.....	297Primarily crop.....number 1950...	53
.....1945.....	206Primarily livestock.....number 1950.....	5
Tractors.....farms reporting 1950.....	283Crop and livestock.....number 1950.....	33
.....1945.....	115Miscellaneous and unclassified farms.....number 1950.....	111
.....number 1950.....	415		
.....1945.....	141		
Wheel tractors other than garden.....farms reporting 1950.....	267		
.....number 1950.....	362		
Garden tractors.....farms reporting 1950.....	10		
.....number 1950.....	15		
Crawler tractors.....farms reporting 1950.....	32		
.....number 1950.....	38		
Automobiles.....farms reporting 1950.....	288		
.....1945.....	250		
.....number 1950.....	355		
.....1945.....	282		
Farms by class of work power:			
No tractor, horses, or mules.....farms reporting 1950.....	57		
No tractor and only 1 horse or mule.....farms reporting 1950.....	5		
No tractor and 2 or more horses and/or mules.....farms reporting 1950.....	67		
Tractor and horses and/or mules.....farms reporting 1950.....	167		
Tractor and no horses or mules.....farms reporting 1950.....	111		
TRADING CENTER AND ROAD^a			
Distance to trading center visited most frequently:			
Under 1 mile.....farms reporting 1950.....	45		
1 to 4 miles.....farms reporting 1950.....	170		
5 to 9 miles.....farms reporting 1950.....	72		
10 miles and over.....farms reporting 1950.....	121		
Average distance reported.....miles 1950.....	9		
Distance over dirt or unimproved roads:			
0.0 to 0.2 miles.....farms reporting 1950.....	181		
0.3 to 0.9 miles.....farms reporting 1950.....	51		
1.0 to 4.9 miles.....farms reporting 1950.....	96		
5.0 miles and over.....farms reporting 1950.....	49		
Average distance reported.....miles 1950.....	3.0		
Kind of road on which farm is located:			
Hard surface.....farms reporting 1950.....	80		
Gravel, shell, or shale.....farms reporting 1950.....	213		
Dirt or unimproved.....farms reporting 1950.....	113		
FARM LABOR^a			
Week preceding enumeration:			
Family and/or hired workers.....farms reporting 1950.....	393		
.....persons 1950.....	794		
Family workers, including operator.....farms reporting 1950.....	379		
.....persons 1950.....	374		
Operator.....farms reporting 1950.....	112		
.....persons 1950.....	176		
Unpaid members of operator's family.....farms reporting 1950.....	85		
.....persons 1950.....	244		
Hired workers.....farms reporting 1950.....			
.....persons 1950.....	244		
SPECIFIED FARM EXPENDITURES^a			
Specified farm expenditures.....farms reporting 1949.....	404		
Machine hire and/or hired labor.....farms reporting 1949.....	354		
.....dollars 1949.....	294		
Machine hire.....farms reporting 1949.....	58,894		
.....dollars 1949.....	293		
Hired labor.....farms reporting 1949.....	611,275		
.....dollars 1949.....	341		
Feed for livestock and poultry.....farms reporting 1949.....	629,744		
.....dollars 1949.....	268		
Livestock and poultry purchased.....farms reporting 1949.....	445,943		
.....dollars 1949.....	318		
Seeds, bulbs, plants, and trees purchased.....farms reporting 1949.....	63,903		
.....dollars 1949.....	329		
Gasoline and other petroleum fuel and oil.....farms reporting 1949.....	182,836		
.....dollars 1949.....	229		
Tractor repairs.....farms reporting 1949.....	42,721		
.....dollars 1949.....	287		
Other farm machinery repairs.....farms reporting 1949.....	55,949		
.....dollars 1949.....			
FARMS BY TOTAL VALUE OF PRODUCTS SOLD			
No sales.....number 1950.....	10		
\$1 to \$249.....number 1950.....	72		
\$250 to \$399.....number 1950.....	12		
\$400 to \$599.....number 1950.....	5		
\$600 to \$999.....number 1950.....	5		
\$1,000 to \$1,499.....number 1950.....	20		
\$1,500 to \$2,499.....number 1950.....	50		
\$2,500 to \$3,999.....number 1950.....	66		
\$4,000 to \$5,999.....number 1950.....	62		
\$6,000 to \$9,999.....number 1950.....	50		
\$10,000 and over.....number 1950.....	37		
.....number 1950.....	35		
FARMS BY TYPE OF FARM			
Field-crop farms other than vegetable and fruit-and-nut.....number 1950.....	76		
Cash-grain.....number 1950.....	67		
Custom.....number 1950.....	9		
Other field-crop.....number 1950.....	9		
Vegetable farms.....number 1950.....	9		
Fruit-and-nut farms.....number 1950.....	5		
Dairy farms.....number 1950.....	14		
Poultry farms.....number 1950.....	5		
VALUE OF PRODUCTS SOLD, BY SOURCE			
All farm products sold.....dollars 1949.....	3,363,676		
.....1944.....	2,502,847		
All crops sold.....dollars 1949.....	1,000,661		
.....1944.....	636,070		
Field crops, other than vegetables and fruits and nuts sold.....dollars 1949.....	953,119		
.....1944.....	559,378		
Vegetables sold.....dollars 1949.....	28,142		
.....1944.....	60,044		
Fruits and nuts sold.....dollars 1949.....	19,275		
.....1944.....	15,346		
Horticultural specialties sold.....dollars 1949.....	123		
.....1944.....	1,302		
All livestock and livestock products sold.....dollars 1949.....	2,361,030		
.....1944.....	1,865,377		
Dairy products sold.....dollars 1949.....	99,021		
.....1944.....	92,153		
Poultry and poultry products sold.....dollars 1949.....	50,293		
.....1944.....	42,671		
Livestock and livestock products, other than dairy and poultry, sold.....dollars 1949.....	2,211,759		
.....1944.....	1,730,551		
Forest products sold.....dollars 1949.....	1,985		
.....1944.....	2,400		
HORSES AND MULES			
Horses and/or mules.....farms reporting 1950.....	264		
Horses and colts, including ponies.....farms reporting 1950.....	263		
.....1945.....	306		
.....number 1950.....	1,510		
.....1945.....	2,954		
Mules and mule colts.....farms reporting 1950.....	17		
.....1945.....	30		
.....number 1950.....	78		
.....1945.....	129		
CATTLE AND DAIRY PRODUCTS			
Cattle and calves.....farms reporting 1950.....	320		
.....1945.....	351		
.....number 1950.....	18,022		
.....1945.....	18,993		
Cows, including heifers that have calved.....farms reporting 1950.....	312		
.....1945.....	343		
.....number 1950.....	7,027		
.....1945.....	8,791		
Milk cows.....farms reporting 1950.....	286		
.....number 1950.....	1,111		
.....farms reporting 1950.....	240		
.....number 1950.....	4,250		
Steers and bulls born before Jan. 1.....farms reporting 1950.....	215		
.....number 1950.....	4,712		
Calves born since Jan. 1.....farms reporting 1950.....	222		
.....number 1950.....	2,033		
Whole milk sold.....farms reporting 1949.....	40		
.....1944.....	56		
.....gallons 1949.....	171,898		
.....1944.....	143,735		
Cream sold.....farms reporting 1949.....	53,087		
.....1944.....	134		
.....pounds of butterfat 1949.....	183		
.....1944.....	77,993		
.....dollars 1949.....	109,905		
.....1944.....	45,836		
Butter, buttermilk, skim milk, and cheese sold.....farms reporting 1949.....	1		
.....dollars 1949.....	98		
HOGS			
Hogs and pigs.....farms reporting 1950.....	174		
.....1945.....	191		
.....number 1950.....	2,586		
.....1945.....	1,986		
4 months old and over.....farms reporting 1950.....	141		
.....number 1950.....	1,321		
.....farms reporting 1950.....	96		
.....number 1950.....	1,265		
Sows and gilts for spring farrowing.....farms reporting 1950.....	76		
.....1945.....	104		
.....number 1950.....	339		
.....1945.....	223		

^aPart-time farms include those with value of products sold of \$250-\$1,199 and operator either reporting 100 days or more of off-farm work or reporting other income exceeding value of agricultural products sold.
^bPublic and private institutional farms, community projects, etc. and heifers 2 years old and over.

Item	County total	Item	County total
SHEEP AND WOOL		SPECIFIED CROPS HARVESTED	
Sheep and lambs.....farms reporting 1950...	88	Corn:	
1945.....	65	Corn for all purposes.....farms reporting 1949...	51
number 1950.....	91,656	1944.....	48
1945.....	65,331	acres 1949.....	541
number 1950.....	54,097	1944.....	427
Sheep and lambs born before Oct. 1, 1949..farms reporting 1950...	77	Harvested for grain.....farms reporting 1949...	44
number 1950.....	54,097	1944.....	43
Ewes.....farms reporting 1950.....	77	acres 1949.....	447
1945.....	63	1944.....	365
number 1950.....	53,319	bushels 1949.....	19,935
1945.....	57,397	1944.....	15,110
Yearling ewes.....farms reporting 1950.....	45	Cut for silage.....farms reporting 1949...	5
number 1950.....	9,002	acres 1949.....	79
Older ewes.....farms reporting 1950.....	64	tons, green weight 1949...	812
number 1950.....	44,317	Hogged or grazed, or cut for green	
Rams and wethers.....farms reporting 1950...	39	or dry fodder.....farms reporting 1949...	3
number 1950.....	778	acres 1949...	15
Lambs born since Oct. 1, 1949.....farms reporting 1950...	69	Small grains:	
number 1950.....	37,559	Grains grown together and threshed	
Sheep and lambs shorn.....farms reporting 1949...	58	as a mixture.....farms reporting 1949...	18
1944.....	51	acres 1949...	231
number shorn 1949.....	52,071	bushels 1949...	7,709
Wool shorn.....pounds 1949.....	486,336	Winter wheat threshed or combined.....farms reporting 1949...	20
1944.....	641,488	1944.....	18
Average date of enumeration.....1950.....	Apr. 15-Apr. 28	acres 1949...	3,157
POULTRY AND POULTRY PRODUCTS		1944.....	2,987
Chickens, 4 months old and over, on hand....farms reporting 1950...	307	bushels 1949...	36,806
1945.....	319	1944.....	69,201
number 1950.....	16,394	farms reporting 1949...	140
1945.....	20,244	1944.....	120
Chickens sold.....farms reporting 1949...	87	acres 1949...	5,570
number 1949...	11,005	1944.....	2,439
dollars 1949...	12,469	bushels 1949...	114,554
Chicken eggs sold.....farms reporting 1949...	134	1944.....	65,077
dozens 1949...	81,379	Oats threshed or combined.....farms reporting 1949...	82
dollars 1949...	34,247	1944.....	67
Turkeys, 4 months old and over, on hand....farms reporting 1950...	18	acres 1949...	1,230
number 1950...	68	1944.....	999
Turkeys raised.....farms reporting 1949...	18	bushels 1949...	47,463
1944.....	24	1944.....	51,490
dollars 1949...	548	Oats out for feeding unthreshed.....farms reporting 1949...	14
1944.....	747	1944.....	12
ANIMALS SOLD ALIVE		acres 1949...	407
Cattle, hogs, sheep, horses, or mules		1944.....	125
sold alive.....farms reporting 1949...	288	Barley threshed or combined.....farms reporting 1949...	123
dollars 1949...	1,980,536	1944.....	120
Cattle and/or calves sold alive.....farms reporting 1949...	248	acres 1949...	2,429
1944.....	222	1944.....	2,346
number 1949...	6,348	bushels 1949...	82,637
1944.....	6,149	1944.....	98,150
Cattle sold alive, excluding calves....farms reporting 1949...	209	Annual legumes:	
number 1949...	5,153	Dry field and seed beans harvested	
dollars 1949...	753,125	for beans.....farms reporting 1949...	71
Calves sold alive.....farms reporting 1949...	112	1944 ²	57
number 1949...	1,195	acres 1949...	1,724
dollars 1949...	93,092	1944 ²	1,167
Hogs and pigs sold alive.....farms reporting 1949...	140	100-lb. bags 1949...	30,439
1944.....	153	1944 ²	21,851
number 1949...	3,001	Dry field and seed peas, other than Austrian	
1944.....	3,570	winter peas, harvested for peas.....farms reporting 1949...	1
dollars 1949...	106,229	1944.....	1
Sheep and lambs sold alive.....farms reporting 1949...	46	acres 1949...	18
1944.....	51	1944.....	14
number 1949...	53,163	100-lb. bags 1949...	198
1944.....	73,674	1944.....	272
dollars 1949...	1,023,329	Hay crops:	
Horses and mules sold alive.....farms reporting 1949...	39	Land from which hay was out.....farms reporting 1949...	299
number 1949...	170	1949.....	16,140
dollars 1949...	4,761	acres 1949...	
FARM SLAUGHTER		Alfalfa cut for hay (or for	
Any cattle, hogs, or sheep butchered.....farms reporting 1949...	262	dehydrating).....farms reporting 1949...	286
Cattle and/or calves butchered.....farms reporting 1949...	155	1944.....	300
number 1949...	239	acres 1949...	11,286
1944.....	70	1944.....	13,011
Cattle butchered, excluding calves....farms reporting 1949...	90	tons 1949...	30,555
number 1949...	119	1944.....	31,182
1944.....	159	Clover or timothy cut for hay.....farms reporting 1949...	39
Calves butchered.....farms reporting 1949...	96	1944.....	20
number 1949...	76	acres 1949...	923
1944.....	120	1944.....	522
Hogs and pigs butchered.....farms reporting 1949...	193	tons 1949...	1,394
1944.....	171	1944.....	789
number 1949...	405	Oats, wheat, barley, rye, or other small	
1944.....	448	grain cut for hay.....farms reporting 1949...	22
Sheep and lambs butchered.....farms reporting 1949...	441	1944.....	12
number 1949...	464	acres 1949...	322
Meat, lard, hides, and other products sold		1944.....	117
from animals butchered.....farms reporting 1949...	49	tons 1949...	503
dollars 1949...	2,823	1944.....	176
		Wild hay cut.....farms reporting 1949...	27
		1944.....	34
		acres 1949...	3,715
		1944.....	4,977
		tons 1949...	3,995
		1944.....	4,877

¹Ewes and ewe lambs kept for breeding.

²Does not include soybeans.

Item	County total	Item	County total
SPECIFIED CROPS HARVESTED--Continued		SPECIFIED CROPS HARVESTED--Continued	
Hay crops--Continued		Vegetables harvested for sale--Continued	
Other hay cut.....farms reporting 1949...	4	Tomatoes.....farms reporting 1949...	2
acres 1949...	75	1944...	7
1944...	16	acres 1949...	1
tons 1949...	105	1944...	4
1944...	25	Watermelons.....farms reporting 1949...	8
Field crops:		acres 1949...	30
Alfalfa seed harvested.....farms reporting 1949...	60	Other vegetables.....acres 1949...	(*)
1944...	54	Berries and other small fruit harvested for sale:	
acres 1949...	2,922	Strawberries.....farms reporting 1949...	9
1944...	1,887	acres 1949...	23
pounds 1949...	237,642	quarts 1949...	2,906
1944...	126,900	Raspberries (tame).....farms reporting 1949...	9
Red clover seed harvested.....farms reporting 1949...	34	acres 1949...	29
1944...	25	quarts 1949...	843
acres 1949...	575	Tree fruits, nuts, and grapes:	
1944...	378	Land in bearing and nonbearing fruit orchards, groves,	
pounds 1949...	132,434	vineyards, and planted nut trees.....farms reporting 1950...	184
1944...	90,960	1945...	70
Alsike clover seed harvested.....farms reporting 1949...	1	acres 1950 ² ...	89
acres 1949...	12	1945...	124
pounds 1949...	2,130	Apples.....farms reporting 1950...	128
Austrian winter peas, including Dixie Wonder,		1945...	93
harvested.....farms reporting 1949...		trees of all ages..number 1950...	2,608
acres 1949...		1945...	4,724
pounds 1949...		trees not of bearing age..number 1950...	158
Irish potatoes harvested for home use or for		trees of bearing age..number 1950...	2,450
sale.....farms reporting 1949...	57	quantity harvested..bushels 1949...	7,769
1944...	58	1944...	9,121
acres 1949 ¹ ...	437	Peaches.....farms reporting 1950...	117
1944...	458	1945...	69
100-lb. bags 1949...	51,459	trees of all ages..number 1950...	906
1944...	60,629	1945...	1,151
Popcorn harvested.....farms reporting 1949...	2	trees not of bearing age..number 1950...	295
acres 1949...	11	trees of bearing age..number 1950...	611
100 lb. ear corn 1949...	233	quantity harvested..bushels 1949...	1,038
Sugar beets harvested for sugar.....farms reporting 1949...	8	1944...	883
1944...		Pears.....farms reporting 1950...	74
acres 1949...	72	1945...	56
1944...		trees of all ages..number 1950...	317
tons 1949...	943	1945...	346
1944...		trees not of bearing age..number 1950...	69
Root and grain crops hogged or grazed,		trees of bearing age..number 1950...	248
other than corn.....farms reporting 1949...	4	quantity harvested..bushels 1949...	344
acres 1949...	35	1944...	608
Vegetables harvested for home use (other than		Sour cherries.....farms reporting 1950...	51
Irish and sweet potatoes).....farms reporting 1949...	221	trees of all ages..number 1950...	114
1944...	233	trees not of bearing age..number 1950...	24
Vegetables harvested for sale.....farms reporting 1949...	21	trees of bearing age..number 1950...	90
1944...	24	quantity harvested..pounds 1949...	2,847
acres 1949...	100	Sweet cherries.....farms reporting 1950...	69
1944...	183	trees of all ages..number 1950...	271
sold dollars 1949...	28,142	trees not of bearing age..number 1950...	63
1944...	60,044	trees of bearing age..number 1950...	268
Green beans (snap, string, or wax).....farms reporting 1949...		quantity harvested..pounds 1949...	6,950
1944...	3	Plums and prunes.....farms reporting 1950...	76
acres 1949...	10	1945...	58
1944...		trees of all ages..number 1950...	307
Cabbage.....farms reporting 1949...		1945...	252
1944...		trees not of bearing age..number 1950...	62
acres 1949...		trees of bearing age..number 1950...	245
1944...		quantity harvested..bushels 1949...	157
Cantaloups and muskmelons.....farms reporting 1949...	8	1944...	250
acres 1949...	48	Apricots.....farms reporting 1950...	113
Carrots.....farms reporting 1949...		1945...	67
acres 1949...		trees of all ages..number 1950...	410
1944...		1945...	358
Sweet corn.....farms reporting 1949...	3	trees not of bearing age..number 1950...	57
1944...	1	trees of bearing age..number 1950...	353
acres 1949...	2	quantity harvested..pounds 1949...	33,389
1944...	8	1944...	13,626
Lettuce and romaine.....farms reporting 1949...	1	Grapes.....farms reporting 1950...	69
acres 1949...	3	1945...	30
Dry onions.....farms reporting 1949...	4	vines of all ages..number 1950...	1,913
acres 1949...	16	1945...	673
Green peas.....farms reporting 1949...		vines not of bearing age..number 1950...	63
1944...		vines of bearing age..number 1950...	1,830
acres 1949...		quantity harvested..pounds 1949...	28,434
1944...		1944...	8,228

¹For 1949, does not include acres for farms with less than 10 bags harvested.

²For 1950, does not include acres for farms reporting less than 1/2 acre.

*Less than 1 acre.

1950 CENSUS OF AGRICULTURE

FARMS, FARM CHARACTERISTICS, FARM PRODUCTS

For release February 24, 1951

FRANKLIN, IDAHO

(82-021) Series AC50-1

This release presents figures from the 1950 Census of Agriculture, together with available comparative data from the 1945 Census of Agriculture. The figures from the 1950 Census are preliminary and are subject to revision. A similar report will be released for every county in the United States. A preliminary report, carrying State totals only, will be issued following the publication of this county for all of the counties in the State. After that, final figures for this county and for other counties in the State will be published in a State Report.

Generally, the data for both 1950 and 1945 are based upon the tabulation of reports for all farms in the county. However, the 1950 data for items followed by a star (*) represent estimates for all farms made on the basis of reports from a sample of approximately 20 percent of the farms.

Inventory items are for April 1, 1950 and January 1, 1945; and production items are for the calendar years 1949 and 1944.

Item	County total	Item	County total
FARMS, ACREAGE, AND VALUE		FARMS BY SIZE	
Farms.....number 1950...	1,151	Under 10 acres.....number 1950...	126
1945.....	1,058	1945.....	78
Approximate land area.....acres 1950...	**426,880	Under 3 acres.....number 1950...	55
Proportion in farms.....percent 1950...	62.7	1945.....	25
Land owned by farm operators.....acres 1950...	227,335	3 to 9 acres.....number 1950...	71
Land rented from others by farm operators.....acres 1950...	44,047	1945.....	53
Land managed by farm operators.....acres 1950...	1,101	10 to 29 acres.....number 1950...	79
Land rented to others by farm operators.....acres 1950...	4,948	1945.....	75
Land in farms.....acres 1950...	267,335	30 to 49 acres.....number 1950...	104
1945.....	221,390	1945.....	105
Average size of farm.....acres 1950...	232.4	50 to 69 acres.....number 1950...	72
1945.....	209.3	1945.....	89
Value of land and buildings.....average per farm, dollars 1950*	19,206	70 to 99 acres.....number 1950...	136
1945.....	11,663	1945.....	130
average per acre, dollars 1950*	85.20	100 to 139 acres.....number 1950...	110
1945.....	55.74	1945.....	128
Land in farms according to use:		140 to 179 acres.....number 1950...	110
Cropland harvested.....farms reporting 1949...	1,058	1945.....	104
1944.....	1,034	180 to 219 acres.....number 1950...	72
acres 1949.....	93,747	1945.....	79
1944.....	83,448	220 to 259 acres.....number 1950...	48
1 to 9 acres.....farms reporting 1949...	85	1945.....	44
1944.....	65	260 to 499 acres.....number 1950...	161
10 to 19 acres.....farms reporting 1949...	38	1945.....	112
1944.....	62	500 to 999 acres.....number 1950...	90
20 to 29 acres.....farms reporting 1949...	79	1945.....	86
1944.....	83	1,000 acres and over.....number 1950...	43
30 to 49 acres.....farms reporting 1949...	206	1945.....	28
1944.....	194		
50 to 99 acres.....farms reporting 1949...	356	FARMS BY COLOR AND TENURE OF OPERATOR	
1944.....	255	Farms by color of operator:	
100 to 199 acres.....farms reporting 1949...	202	White operators.....number 1950...	1,149
1944.....	184	1945.....	1,058
200 acres and over.....farms reporting 1949...	92	Nonwhite operators.....number 1950...	2
1944.....	71	1945.....
Cropland used only for pasture.....farms reporting 1949...	325	Farms by tenure of operator:	
1944.....	249	Full owners.....number 1950...	903
acres 1949.....	5,174	1945.....	835
1944.....	3,314	Part owners.....number 1950...	169
Cropland not harvested and not pastured..farms reporting 1949...	33,203	1945.....	157
acres 1949.....	24,140	Managers.....number 1950...	6
1944.....	434	1945.....	3
Cultivated summer fallow.....farms reporting 1949...	30,590	All tenants.....number 1950...	73
acres 1949.....	258	1945.....	63
1 to 49 acres.....farms reporting 1949...	143	Proportion of tenancy.....percent 1950...	6.3
50 to 199 acres.....farms reporting 1949...	33	1945.....	6.0
200 acres and over.....farms reporting 1949...	117	Cash tenants.....number 1950...	9
Other.....farms reporting 1949...	2,613	1945.....	14
acres 1949.....	48	Share-cash tenants.....number 1950...	5
Woodland pastured.....farms reporting 1949...	5	1945.....
1944.....	9,775	Share tenants and croppers.....number 1950...	41
acres 1949.....	478	1945.....	34
1944.....	9	Crop-share tenants and croppers.....number 1950...	21
Woodland not pastured.....farms reporting 1949...	7	Livestock-share tenants.....number 1950...	20
1944.....	1,153	Other and unspecified tenants.....number 1950...	18
acres 1949.....	65	1945.....	15
1944.....	65	Other tenants.....number 1950...	5
Other pasture (not cropland and not woodland).....farms reporting 1949...	763	Unspecified tenants.....number 1950...	13
1944 ¹	809		
acres 1949.....	103,239	SPECIFIED FACILITIES AND EQUIPMENT*	
1944 ¹	100,106	Telephone.....farms reporting 1950...	732
Other land (house lots, roads, wasteland, etc.).....farms reporting 1949...	1,077	1945.....	586
1944.....	1,036	Electricity.....farms reporting 1950...	1,053
acres 1949.....	21,244	1945.....	975
1944.....	9,839	From a power line.....farms reporting 1950...	1,048
Irrigated land in farms.....farms reporting 1949...	905	Average of last monthly electric bill.....dollars 1950...	6.88
1944.....	856	Electric water pump.....farms reporting 1950...	422
acres 1949.....	37,831	Electric hot-water heater.....farms reporting 1950...	482
1944.....	38,479	Home freezer.....farms reporting 1950...	142
Land irrigated by sprinklers.....farms reporting 1949...	3	Electric washing machine.....farms reporting 1950...	1,003
acres 1949.....	45	Electric chick brooder.....farms reporting 1950...	176
		Electric power feed grinder.....farms reporting 1950...	21
FARM OPERATORS		Milking machine.....farms reporting 1950...	581
Residing on farm operated.....operators reporting 1950...	1,038	Grain combines.....farms reporting 1950...	338
1945.....	981	1950.....	346
Not residing on farm operated.....operators reporting 1950...	102	Corn pickers.....farms reporting 1950...	10
1945.....	75	1945.....	10
With other income of family exceeding value of agricultural products sold.....operators reporting 1949...	214	Pick-up hay balers.....farms reporting 1950...	46
Working off their farm, total.....operators reporting 1949...	566	1950.....	46
1944.....	318	Upright silos.....farms reporting 1950...	15
100 days or more.....operators reporting 1949...	270	1950.....	15
1944.....	173	Pit or trench silos.....farms reporting 1950...	71
		1950.....	71

¹Data for 1944 not strictly comparable with those for 1949.
**80,640 acres annexed from Bannock County in 1948.

FARMS, FARM CHARACTERISTICS, AND FARM PRODUCTS

2-Franklin, Idaho

Item	County total	Item	County total
SPECIFIED FACILITIES AND EQUIPMENT*—Continued		FARMS BY TYPE OF FARM—Continued	
Motortrucks.....farms reporting 1950...	629	Livestock farms other than dairy and poultry.....number 1950...	94
.....1945.....	321	General farms.....number 1950...	403
.....number 1950...	746number 1950...	49
.....1945.....	374	Primarily crop.....number 1950...	193
Tractors.....farms reporting 1950...	768	Primarily livestock.....number 1950...	161
.....1945.....	427	Crop and livestock.....number 1950...	143
.....number 1950...	1,026	Miscellaneous and unclassified farms.....number 1950...	143
.....1945.....	458		
Wheel tractors other than garden.....farms reporting 1950...	638	FARMS BY ECONOMIC CLASS	
.....number 1950...	791	Commercial farms.....number 1950...	1,008
.....1945.....	26	Class I (Value of products sold, \$25,000 or more).....number 1950...	18
Garden tractors.....farms reporting 1950...	86	Class II (Value of products sold, \$10,000-\$24,999).....number 1950...	108
.....number 1950...	223	Class III (Value of products sold, \$5,000-\$9,999).....number 1950...	317
.....1945.....	249	Class IV (Value of products sold, \$2,500-\$4,999).....number 1950...	386
Crawler tractors.....farms reporting 1950...	934	Class V (Value of products sold, \$1,250-\$2,499).....number 1950...	136
.....number 1950...	930	Class VI (Value of products sold, \$250-\$1,199).....number 1950...	63
.....1945.....	1,106	Other farms.....number 1950...	143
.....number 1950...	982	Part-time.....number 1950...	90
Farms by class of work power:		Residential (Less than \$250 value of products sold).....number 1950...	53
No tractor, horse, or mules.....farms reporting 1950...	374	Abnormal.....number 1950...
No tractor and only 1 horse or mule.....farms reporting 1950...	36		
No tractor and 2 or more horses and/or mules.....farms reporting 1950...	151	VALUE OF PRODUCTS SOLD, BY SOURCE	
Tractor and horses and/or mules.....farms reporting 1950...	633	All farm products sold.....dollars 1949...	6,558,511
Tractor and no horses or mules.....farms reporting 1950...	1601944.....	4,305,594
		All crops sold.....dollars 1949...	2,837,981
TRADING CENTER AND ROAD*	1944.....	1,755,775
Distance to trading center visited most frequently:		Field crops, other than vegetables and fruits and nuts sold.....dollars 1949...	2,562,716
Under 1 mile.....farms reporting 1950...	501944.....	1,566,403
1 to 4 miles.....farms reporting 1950...	260	Vegetables sold.....dollars 1949...	256,274
5 to 9 miles.....farms reporting 1950...	3711944.....	177,073
10 miles and over.....farms reporting 1950...	412	Average distance reported.....miles 1949...	4,991
Average distance reported.....miles 1950...	91944.....	9,799
Distance over dirt or unimproved roads:		Fruits and nuts sold.....dollars 1949...	16,000
0.5 to 0.9 miles.....farms reporting 1950...	7061944.....	2,800
1.0 to 0.9 miles.....farms reporting 1950...	56	Horticultural specialties sold.....dollars 1949...	3,719,530
1.0 to 4.9 miles.....farms reporting 1950...	2611944.....	2,747,119
5.0 miles and over.....farms reporting 1950...	20	All livestock and livestock products sold.....dollars 1949...	1,466,932
Average distance reported.....miles 1950...	0.71944.....	1,225,350
Kind of road on which farm is located:		Dairy products sold.....dollars 1949...	787,077
Hard surface.....farms reporting 1950...	3701944.....	512,158
Gravel, shell, or shale.....farms reporting 1950...	662	Livestock and livestock products, other than dairy and poultry, sold.....dollars 1949...	1,768,521
Dirt or unimproved.....farms reporting 1950...	301944.....	1,008,611
		Forest products sold.....dollars 1949...	1,000
FARM LABOR*	1944.....	3,700
Week preceding enumeration:			
Family and/or hired workers.....farms reporting 1950...	1,049	HORSES AND MULES	
.....persons 1950...	1,758	Horses and/or mules.....farms reporting 1950...	797
.....1945.....	1,0381950...	795
Family workers, including operator.....farms reporting 1950...	983	Horses and colts, including ponies.....farms reporting 1950...	865
.....persons 1950...	3831945.....	2,791
Operators.....farms reporting 1950...	5791945.....	3,783
Unpaid members of operator's family.....farms reporting 1950...	134	Males and mule colts.....farms reporting 1950...	4
Hired workers.....farms reporting 1950...	1961945.....	16
.....persons 1950...	196		
SPECIFIED FARM EXPENDITURES*		CATTLE AND DAIRY PRODUCTS	
Specified farm expenditures.....farms reporting 1949...	1,075	Cattle and calves.....farms reporting 1950...	958
Machine hire and/or hired labor.....farms reporting 1949...	9641945...	972
Machine hire.....farms reporting 1949...	827number 1950...	19,801
.....dollars 1949...	207,6161945...	21,515
Hired labor.....farms reporting 1949...	814	Cows, including heifers that have calved.....farms reporting 1950...	940
.....dollars 1949...	649,6121945...	943
Feed for livestock and poultry.....farms reporting 1949...	895number 1950...	8,498
.....dollars 1949...	578,0481945...	10,282
Livestock and poultry purchased.....farms reporting 1949...	719	Milk cows.....farms reporting 1950...	922
.....dollars 1949...	1,032,320number 1950...	7,174
Seeds, bulbs, plants, and trees purchased.....farms reporting 1949...	803number 1950...	799
.....dollars 1949...	125,419	Heifers born before Jan. 1.....farms reporting 1950...	5,331
Gasoline and other petroleum fuel and oil.....farms reporting 1949...	925number 1950...	569
.....dollars 1949...	368,434	Steers and bulls born before Jan. 1.....farms reporting 1950...	3,186
Tractor repairs.....farms reporting 1949...	632number 1950...	4,001
.....dollars 1949...	96,488	Calves born since Jan. 1.....farms reporting 1950...	2,786
Other farm machinery repairs.....farms reporting 1949...	829number 1950...	811
.....dollars 1949...	156,2321944.....	995
FARMS BY TOTAL VALUE OF PRODUCTS SOLD	gallons 1949...	4,267,897
No sales.....number 1950...	531944.....	6,011,772
\$1 to \$249.....number 1950...	30	Cream sold.....farms reporting 1949...	1,132,759
\$250 to \$499.....number 1950...	30dollars 1949...	60
\$500 to \$999.....number 1950...	30pounds of butterfat 1949...	134
\$1,000 to \$1,999.....number 1950...	561944.....	51,578
\$2,000 to \$4,999.....number 1950...	72dollars 1949...	34,171
\$5,000 to \$9,999.....number 1950...	101		
\$10,000 to \$19,999.....number 1950...	213	HOGS	
\$20,000 to \$49,999.....number 1950...	273	Hogs and pigs.....farms reporting 1950...	439
\$50,000 to \$99,999.....number 1950...	1871945...	524
\$100,000 and over.....number 1950...	136number 1950...	4,781
	1945...	5,295
FARMS BY TYPE OF FARM		4 months old and over.....farms reporting 1950...	406
Field-crop farms other than vegetable and fruit-and-nut.....number 1950...	299number 1950...	2,134
Corn-grain.....number 1950...	221	Less than 4 months old.....farms reporting 1950...	202
Cotton.....number 1950...number 1950...	2,587
Other field-crop.....number 1950...	78	Sows and gilts for spring farrowing.....farms reporting 1950...	309
Vegetable farms.....number 1950...	51945...	377
Fruit-and-nut farms.....number 1950...number 1950...	795
Dairy farms.....number 1950...	1311945...	935
Poultry farms.....number 1950...	74		

*Part-time farms include those with value of products sold of \$250-\$1,199 and operator either reporting 100 days or more of off-farm work or reporting other income exceeding value of agricultural products sold.
 *Public and private institutional farms, community projects, etc.
 *Cows and heifers 2 years old and over.

Item	County total	Item	County total
SHEEP AND WOOL		SPECIFIED CROPS HARVESTED	
Sheep and lambs.....farms reporting 1950...	144	Corn:	
1945.....	126	Corn for all purposes.....farms reporting 1949...	82
number 1950...	11,431	1944.....	77
1945.....	11,923	acres 1949.....	407
1944.....	11,923	1944.....	386
Sheep and lambs born before Oct. 1, 1949.....farms reporting 1950...	118	Harvested for grain.....farms reporting 1949...	3
number 1950...	6,432	1944.....	1
Ewes.....farms reporting 1950...	115	acres 1949.....	80
1945.....	112	1944.....	89
number 1950...	6,087	bushels 1949.....	829
1945.....	8,611	1944.....	60
Yearling ewes.....farms reporting 1950...	76	Out for silage.....farms reporting 1949...	76
number 1950...	1,869	acres 1949.....	378
1945.....	94	tons, green weight 1949.....	4,603
Older ewes.....farms reporting 1950...	4,218	Hogged or grazed, or cut for green	
number 1950...	65	or dry fodder.....farms reporting 1949...	3
1945.....	349	acres 1949.....	9
1944.....	349	Small grains:	
Lambs born since Oct. 1, 1949.....farms reporting 1950...	99	Grains grown together and threshed	
number 1950...	4,999	as a mixture.....farms reporting 1949...	43
1944.....	4,999	acres 1949.....	581
1944.....	4,999	bushels 1949.....	24,166
Sheep and lambs shorn.....farms reporting 1949...	108	Winter wheat threshed or combined.....farms reporting 1949...	510
1944.....	100	acres 1949.....	431
number shorn 1949...	3,307	1944.....	32,561
1944.....	3,307	bushels 1949.....	23,532
Wool shorn.....pounds 1949...	51,885	1944.....	745,497
1944.....	71,994	1944.....	605,443
Average date of enumeration.....1950...	Apr. 15-Apr. 28	Spring wheat threshed or combined.....farms reporting 1949...	580
POULTRY AND POULTRY PRODUCTS		acres 1949.....	442
Chickens, 4 months old and over, on hand....farms reporting 1950...	752	1944.....	12,124
1945.....	601	acres 1949.....	6,879
number 1950...	149,416	1944.....	322,163
1945.....	140,111	1944.....	196,645
Chickens sold.....farms reporting 1949...	402	Oats threshed or combined.....farms reporting 1949...	228
number 1949...	130,404	1944.....	334
dollars 1949...	103,721	acres 1949...	1,382
1944.....	103,721	1944.....	1,655
Chicken eggs sold.....farms reporting 1949...	495	bushels 1949...	72,883
dozens 1949...	1,340,781	1944.....	91,252
dollars 1949...	568,011	1944.....	31
Turkeys, 4 months old and over, on hand....farms reporting 1950...	17	Oats cut for feeding unthreshed.....farms reporting 1949...	34
number 1950...	65	acres 1949...	225
1944.....	65	1944.....	220
Turkeys raised.....farms reporting 1949...	20	Barley threshed or combined.....farms reporting 1949...	798
1944.....	9	1944.....	776
number 1949...	24,332	acres 1949...	14,127
1944.....	2,621	1944.....	13,000
ANIMALS SOLD ALIVE		bushels 1949...	562,466
Cattle, hogs, sheep, horses, or mules		1944.....	575,397
sold alive.....farms reporting 1949...	905	Annual legumes:	
dollars 1949...	1,647,389	Dry field and seed beans harvested	
1944.....	1,647,389	for beans.....farms reporting 1949...
1944.....	1,647,389	1944.....
Cattle and/or calves sold alive.....farms reporting 1949...	826	acres 1949...
1944.....	699	1944.....
number 1949...	8,368	100-lb. bags 1949...
1944.....	6,895	1944.....
Cattle sold alive, excluding calves....farms reporting 1949...	690	Dry field and seed peas, other than Austrian	
number 1949...	6,462	winter peas, harvested for peas.....farms reporting 1949...	3
dollars 1949...	1,053,890	1944.....	1
1944.....	1,053,890	acres 1949...	25
Calves sold alive.....farms reporting 1949...	440	1944.....	35
number 1949...	1,906	100-lb. bags 1949...	240
dollars 1949...	92,642	1944.....	250
1944.....	92,642	Hay crops:	
Hogs and pigs sold alive.....farms reporting 1949...	428	Land from which hay was cut.....farms reporting 1949...	943
1944.....	571	acres 1949...	25,961
number 1949...	6,182	1944.....	952
1944.....	11,417	Alfalfa cut for hay (or for	
dollars 1949...	228,877	dehydrating).....farms reporting 1949...	922
1944.....	228,877	1944.....	952
1944.....	228,877	acres 1949...	22,391
Sheep and lambs sold alive.....farms reporting 1949...	69	1944.....	29,212
1944.....	85	tons 1949...	92,432
number 1949...	13,156	1944.....	61,337
1944.....	9,957	Clover or timothy cut for hay.....farms reporting 1949...	82
dollars 1949...	259,736	1944.....	25
1944.....	259,736	acres 1949...	1,718
1944.....	259,736	1944.....	242
Horses and mules sold alive.....farms reporting 1949...	141	tons 1949...	2,734
number 1949...	237	1944.....	512
dollars 1949...	12,244	Oats, wheat, barley, rye, or other small	
FARM SLAUGHTER		grain cut for hay.....farms reporting 1949...	67
Any cattle, hogs, or sheep butchered.....farms reporting 1949...	698	1944.....	18
1944.....	455	acres 1949...	543
number 1949...	563	1944.....	163
Cattle and/or calves butchered.....farms reporting 1949...	259	tons 1949...	890
1944.....	309	1944.....	216
number 1949...	295	Wild hay cut.....farms reporting 1949...	64
1944.....	334	1944.....	23
1944.....	334	acres 1949...	1,292
Calves butchered.....farms reporting 1949...	209	1944.....	571
1944.....	162	tons 1949...	2,091
number 1949...	268	1944.....	835
1944.....	207	Meat, lard, hides, and other products sold	
Hogs and pigs butchered.....farms reporting 1949...	444	from animals butchered.....farms reporting 1949...	83
1944.....	547	dollars 1949...	1,827
number 1949...	660		
1944.....	883		
1944.....	80		
number 1949...	152		
1944.....	152		

¹Ewes and ewe lambs kept for breeding.
²Does not include soybeans.

Item	County total	Item	County total
SPECIFIED CROPS HARVESTED—Continued		SPECIFIED CROPS HARVESTED—Continued	
Hay crops—Continued		Vegetables harvested for sale—Continued	
Other hay out.....farms reporting 1949...	14	Tomatoes.....farms reporting 1949...	2
acres 1949...	186	1944...	1
1944...	11	acres 1949...	(*) 1
tons 1949...	406	1944...	1
1944...	31	Watermelons.....farms reporting 1949...	1
Field crops (other):		acres 1949...	2
Alfalfa seed harvested.....farms reporting 1949...	58	Other vegetables.....acres 1949...	4
1944...	53		
acres 1949...	655	Berries and other small fruit harvested for sale:	
1944...	877	Strawberries.....farms reporting 1949...	7
pounds 1949...	29,846	acres 1949...	4
1944...	49,500	quarts 1949...	7,096
Red clover seed harvested.....farms reporting 1949...	4	Raspberries (tame).....farms reporting 1949...	22
1944...	1	acres 1949...	4
acres 1949...	35	quarts 1949...	2,864
1944...	3		
pounds 1949...	12,336	Tree fruits, nuts, and grapes:	
1944...	780	Land in bearing and nonbearing fruit orchards, groves,	
Alsike clover seed harvested.....farms reporting 1949...	1	vineyards, and planted nut trees.....farms reporting 1950...	360
acres 1949...	5	1945...	20
pounds 1949...	150	acres 1950 ² ...	64
		1945...	37
Austrian winter peas, including Dixie Wonder,		Apples.....farms reporting 1950...	349
harvested.....farms reporting 1949...	1	1945...	99
acres 1949...	4	trees of all ages..number 1950...	3,937
pounds 1949...	3,840	1945...	1,174
Irish potatoes harvested for home use or for		trees not of bearing age..number 1950...	653
sale.....farms reporting 1949...	129	trees of bearing age..number 1950...	3,284
1944...	93	quantity harvested..bushels 1949...	3,054
acres 1949 ³ ...	766	1944...	5,102
1944...	467	Peaches.....farms reporting 1950...	66
100-lb. bags 1949...	113,678	1945...	14
1944...	71,590	trees of all ages..number 1950...	278
Popcorn harvested.....farms reporting 1949...	290	1945...	62
acres 1949...	436	trees not of bearing age..number 1950...	143
1944...	3,323	trees of bearing age..number 1950...	135
acres 1949...	4,476	quantity harvested..bushels 1949...	144
1944...	55,288	1944...	61
1944...	49,550	Pears.....farms reporting 1950...	121
Root and grain crops hogged or grazed,		1945...	22
other than corn.....farms reporting 1949...	5	trees of all ages..number 1950...	440
acres 1949...	33	1945...	108
Vegetables harvested for home use (other than		trees not of bearing age..number 1950...	100
Irish and sweet potatoes).....farms reporting 1949...	666	trees of bearing age..number 1950...	343
1944...	790	quantity harvested..bushels 1949...	265
Vegetables harvested for sale.....farms reporting 1949...	251	1944...	193
1944...	263	Sour cherries.....farms reporting 1950...	49
acres 1949...	1,762	trees of all ages..number 1950...	95
1944...	1,361	trees not of bearing age..number 1950...	28
sold dollars 1949...	256,274	trees of bearing age..number 1950...	69
1944...	177,073	quantity harvested..pounds 1949...	1,835
Green beans (snap, string, or wax).....farms reporting 1949...	13	Sweet cherries.....farms reporting 1950...	37
1944...	2	trees of all ages..number 1950...	137
acres 1949...	27	trees not of bearing age..number 1950...	37
Cabbage.....farms reporting 1949...	10	trees of bearing age..number 1950...	100
1944...	2	quantity harvested..pounds 1949...	2,960
acres 1949...	1	Plums and prunes.....farms reporting 1950...	173
1944...	1	1945...	25
Cantaloups and muskmelons.....farms reporting 1949...	1	trees of all ages..number 1950...	867
acres 1949...	(*) 1	1945...	242
Carrots.....farms reporting 1949...	1	trees not of bearing age..number 1950...	75
acres 1949...	(*) 1	trees of bearing age..number 1950...	792
Sweet corn.....farms reporting 1949...	57	quantity harvested..bushels 1949...	470
1944...	271	1944...	429
acres 1949...	271	Apricots.....farms reporting 1950...	92
Lettuce and romaine.....farms reporting 1949...	1	1945...	23
acres 1949...	1	trees of all ages..number 1950...	770
Dry onions.....farms reporting 1949...	1	1945...	2,124
acres 1949...	18	trees not of bearing age..number 1950...	61
Green peas.....farms reporting 1949...	241	trees of bearing age..number 1950...	709
1944...	255	quantity harvested..pounds 1949...	36,019
acres 1949...	1,438	1944...	76,719
1944...	1,326	Grapes.....farms reporting 1950...	23
		1945...	2
		vines of all ages..number 1950...	788
		1945...	150
		vines not of bearing age..number 1950...	37
		vines of bearing age..number 1950...	751
		quantity harvested..pounds 1949...	2,622
		1944...	2,170

¹For 1949, does not include acres for farms with less than 10 bags harvested.
²For 1950, does not include acres for farms reporting less than 1/2 acre.
³Less than 1 acre.

1950 CENSUS OF AGRICULTURE

FARMS, FARM CHARACTERISTICS, FARM PRODUCTS

For release February 24, 1951

FREMONT, IDAHO

(82-022) Series AC50-1

This release presents figures from the 1950 Census of Agriculture, together with available comparative data from the 1945 Census of Agriculture. The figures from the 1950 Census are preliminary and are subject to revision. A similar report will be released for every county in the United States. A preliminary report, carrying State totals only, will be issued following the publication of figures for all of the counties in the State. After that, final figures for this county and for other counties in the State will be published in a State Report.

Generally, the data for both 1950 and 1945 are based upon the tabulation of reports for all farms in the county. However, the 1950 data for items followed by a star (*) represent estimates for all farms made on the basis of reports from a sample of approximately 20 percent of the farms.

Inventory items are for April 1, 1950 and January 1, 1945; and production items are for the calendar years 1949 and 1944.

Item	County total	Item	County total
FARMS, ACREAGE, AND VALUE		FARMS BY SIZE	
Farms.....number 1950...	832	Under 10 acres.....number 1950...	36
.....1945.....	8841945.....	59
Approximate land area.....acres 1950...	1,164,160	Under 3 acres.....number 1950...	3
.....1945.....	1,164,1601945.....	24
Proportion in farms.....percent 1950...	31.1	3 to 9 acres.....number 1950...	33
.....1945.....	31.11945.....	35
Land owned by farm operators.....acres 1950...	232,366	10 to 29 acres.....number 1950...	40
.....1945.....	110,1791945.....	49
Land rented from others by farm operators.....acres 1950...	34,361	30 to 49 acres.....number 1950...	77
.....1945.....	14,8181945.....	72
Land rented to others by farm operators.....acres 1950...	362,088	50 to 69 acres.....number 1950...	32
.....1945.....	385,2171945.....	36
Average size of farm.....acres 1950...	435.2	70 to 99 acres.....number 1950...	111
.....1945.....	435.81945.....	98
Value of land and buildings.....average per farm, dollars 1950*	28,652	100 to 139 acres.....number 1950...	71
.....1945.....	15,2051945.....	63
.....average per acre, dollars 1950*	73.16	140 to 179 acres.....number 1950...	101
.....1945.....	34.891945.....	120
Land in farms according to use:		180 to 219 acres.....number 1950...	37
Cropland harvested.....farms reporting 1949...	7881945.....	42
.....1944.....	819	220 to 259 acres.....number 1950...	50
acres 1949...	117,8261945.....	38
.....1944.....	120,180	260 to 499 acres.....number 1950...	132
1 to 9 acres.....farms reporting 1949...	351945.....	152
.....1944.....	48	500 to 999 acres.....number 1950...	79
10 to 19 acres.....farms reporting 1949...	331945.....	85
.....1944.....	32	1,000 acres and over.....number 1950...	66
20 to 29 acres.....farms reporting 1949...	341945.....	70
.....1944.....	37		
30 to 49 acres.....farms reporting 1949...	109	FARMS BY COLOR AND TENURE OF OPERATOR	
.....1944.....	95	Farms by color of operator:	
50 to 99 acres.....farms reporting 1949...	210	White operators.....number 1950...	826
.....1944.....	2221945.....	878
100 to 199 acres.....farms reporting 1949...	197	Nonwhite operators.....number 1950...	6
.....1944.....	2051945.....	6
200 acres and over.....farms reporting 1949...	170	Farms by tenure of operator:	
.....1944.....	180	Full owners.....number 1950...	479
Cropland used only for pasture.....farms reporting 1949...	2271945.....	475
.....1944 ¹	339	Part owners.....number 1950...	225
acres 1949...	10,3401945.....	237
.....1944 ¹	8,862	Managers.....number 1950...	6
Cropland not harvested and not pastured.....farms reporting 1949...	3551945.....	6
acres 1949...	41,580	All tenants.....number 1950...	122
.....1944.....	33,9871945.....	166
Cultivated summer fallow.....farms reporting 1949...	302	Proportion of tenancy.....percent 1950...	14.7
.....1944.....	37,9151945.....	18.8
1 to 49 acres.....farms reporting 1949...	138	Cash tenants.....number 1950...	15
.....1944.....	111945.....	26
50 to 199 acres.....farms reporting 1949...	108	Share-cash tenants.....number 1950...	14
.....1944.....	561945.....	13
200 acres and over.....farms reporting 1949...	96	Share tenants and croppers.....number 1950...	82
.....1944.....	3,6651945.....	111
Woodland pastured.....farms reporting 1949...	83	Crop-share tenants and croppers.....number 1950...	81
.....1944.....	35	Livestock-share tenants.....number 1950...	1
acres 1949...	26,717	Other and unspecified tenants.....number 1950...	11
.....1944.....	17,7661945.....	16
Woodland not pastured.....farms reporting 1949...	45	Other tenants.....number 1950...	4
.....1944.....	11	Unspecified tenants.....number 1950...	7
acres 1949...	6,747		
.....1944.....	1,007	SPECIFIED FACILITIES AND EQUIPMENT*	
Other pasture (not cropland and not woodland).....farms reporting 1949...	459	Telephone.....farms reporting 1950...	540
.....1944 ¹	4931945.....	331
acres 1949...	124,356	Electricity.....farms reporting 1950...	758
.....1944 ¹	167,5751945.....	644
Other land (house lots, roads, wasteland, etc.).....farms reporting 1949...	774	From a power line.....farms reporting 1950...	752
.....1944.....	842	Average of last monthly electric bill.....dollars 1950...	8.88
acres 1949...	34,522	Electric water pump.....farms reporting 1950...	552
.....1944.....	35,840	Electric hot-water heater.....farms reporting 1950...	361
Irrigated land in farms.....farms reporting 1949...	658	Home freezer.....farms reporting 1950...	294
.....1944.....	646	Electric washing machine.....farms reporting 1950...	694
acres 1949...	61,268	Electric chick brooder.....farms reporting 1950...	201
.....1944.....	58,709	Electric power feed grinder.....farms reporting 1950...	11
Land irrigated by sprinklers.....farms reporting 1949...	Milking machine.....farms reporting 1950...	121
acres 1949.....	Grain combines.....farms reporting 1950...	322
	number 1950...	420
FARM OPERATORS		Corn pickers.....farms reporting 1950...	5
Residing on farm operated.....operators reporting 1950...	660number 1950...	5
.....1945.....	706	Pick-up hay balers.....farms reporting 1950...	89
Not residing on farm operated.....operators reporting 1950...	164number 1950...	89
.....1945.....	174	Upright silos.....farms reporting 1950...	15
With other income of family exceeding value of agricultural products sold.....operators reporting 1949...	110number 1950...	15
.....1944.....	296	Pit or trench silos.....farms reporting 1950...
Working off their farm, total.....operators reporting 1949...	295number 1950...
.....1944.....	123		
100 days or more.....operators reporting 1949...	166		
.....1944.....	166		

¹Data for 1944 not strictly comparable with those for 1949.

Item	County total	Item	County total		
SPECIFIED FACILITIES AND EQUIPMENT^a—Continued		FARMS BY TYPE OF FARM—Continued			
Motortrucks.....farms reporting 1950... 1945... number 1950... 1945... 560	649 489 949 560	Livestock farms other than dairy and poultry.....number 1950... General farms.....number 1950... Primarily crop.....number 1950... Primarily livestock.....number 1950... Crop and livestock.....number 1950... Miscellaneous and unclassified farms.....number 1950...	61 174 93 32 49 77		
Tractors.....farms reporting 1950... 1945... number 1950... 1,132	690 497 1,132	FARMS BY ECONOMIC CLASS			
Wheel tractors other than garden.....farms reporting 1950... 1945... number 1950... 25	633 857 25	Commercial farms.....number 1950... Class I (Value of products sold, \$25,000 or more).....number 1950... Class II (Value of products sold, \$10,000-\$24,999).....number 1950... Class III (Value of products sold, \$5,000-\$9,999).....number 1950... Class IV (Value of products sold, \$2,500-\$4,999).....number 1950... Class V (Value of products sold, \$1,200-\$2,499) ¹number 1950... Class VI (Value of products sold, \$250-\$1,199) ¹number 1950... Other farms.....number 1950... Part-time ²number 1950... Residential (Less than \$250 value of products sold).....number 1950... Abnormal ²number 1950...	755 52 205 213 189 69 27 77 34 43		
Garden tractors.....farms reporting 1950... 1945... number 1950... 25	25 25	VALUE OF PRODUCTS SOLD, BY SOURCE			
Crawler tractors.....farms reporting 1950... 1945... number 1950... 250	204 250	All farm products sold.....dollars 1949... 1944... All crops sold.....dollars 1949... 1944... Field crops, other than vegetables and fruits and nuts sold.....dollars 1949... 1944... Vegetables sold.....dollars 1949... 1944... Fruits and nuts sold.....dollars 1949... 1944... Horticultural specialties sold.....dollars 1949... 1944... All livestock and livestock products sold.....dollars 1949... 1944... Dairy products sold.....dollars 1949... 1944... Poultry and poultry products sold.....dollars 1949... 1944... Livestock and livestock products, other than dairy and poultry, sold.....dollars 1949... 1944... Forest products sold.....dollars 1949... 1944...	7,239,584 6,863,152 5,225,275 4,878,170 5,220,704 4,869,683 30 4,550 4,160 3,937 381 200 2,014,153 1,984,304 304,729 417,403 51,382 108,618 1,658,068 1,438,173 154 588		
Automobiles.....farms reporting 1950... 1945... number 1950... 682	664 682 838	HORSES AND MULES			
Farms by class of work power: No tractor, horses, or mules.....farms reporting 1950... No tractor and only 1 horse or mule.....farms reporting 1950... No tractor and 2 or more horses and/or mules.....farms reporting 1950... Tractor and horses and/or mules.....farms reporting 1950... Tractor and no horses or mules.....farms reporting 1950...	72 10 50 396 304	Horses and/or mules.....farms reporting 1950... Horses and colts, including ponies.....farms reporting 1950... 1945... number 1950... 1945... Mules and mule colts.....farms reporting 1950... 1945... number 1950... 1945...	427 426 594 1,441 2,802 4 3 9 9		
Tractor and 2 or more horses and/or mules.....farms reporting 1950... 1945... number 1950... 752	752	CATTLE AND DAIRY PRODUCTS			
TRADING CENTER AND ROAD^a		Cattle and calves.....farms reporting 1950... 1945... number 1950... 13,659 1945... 13,484 Cows, including heifers that have calved.....farms reporting 1950... 1945... number 1950... 1945... Milk cows.....farms reporting 1950... 1945... number 1950... 1945... Heifers born before Jan. 1.....farms reporting 1950... 1945... number 1950... 1945... Steers and bulls born before Jan. 1.....farms reporting 1950... 1945... number 1950... 1945... Calves born since Jan. 1.....farms reporting 1950... 1945... number 1950... 1945... Whole milk sold.....farms reporting 1949... 1944... gallons 1949... 1,151,478 1944... 1,766,823 Cream sold.....farms reporting 1949... 1944... dollars 1949... 278,707 1944... 89 pounds of butterfat 1949... 41,245 1944... 70,032 Butter, buttermilk, skim milk, and cheese sold.....farms reporting 1949... 1944... dollars 1949... 25,987	33 319 311 300 6 224 86 301 92 2.0 289 153 355 709 1,649 709 677 344 636 100 336 785 725 539 206,111 660 887,507 578 520,997 514 607,426 601 333,715 755 540,945 597 189,521 640 240,437 21 22 20 40 15 55 128 118 156 257 515 215 300 5 5	Under 1 mile.....farms reporting 1950... 1 to 4 miles.....farms reporting 1950... 5 to 9 miles.....farms reporting 1950... 10 miles and over.....farms reporting 1950... Average distance reported.....miles 1950... Distance over dirt or unimproved roads: 0.0 to 0.2 miles.....farms reporting 1950... 0.3 to 0.9 miles.....farms reporting 1950... 1.0 to 4.9 miles.....farms reporting 1950... 5.0 miles and over.....farms reporting 1950... Average distance reported.....miles 1950... Kind of road on which farm is located: Hard surface.....farms reporting 1950... Gravel, shell, or shale.....farms reporting 1950... Dirt or unimproved.....farms reporting 1950...	33 319 311 300 6 224 86 301 92 2.0 289 153 355
FARM LABOR^a		SPENDING VALUE OF AGRICULTURAL PRODUCTS SOLD			
see preceding enumeration: Family and/or hired workers.....farms reporting 1950... 1945... persons 1950... 1,649 Family workers, including operator.....farms reporting 1950... 1945... persons 1950... 709 Operators.....farms reporting 1950... 1945... persons 1950... 677 Unpaid members of operator's family.....farms reporting 1950... 1945... persons 1950... 344 Hired workers.....farms reporting 1950... 1945... persons 1950... 636 100 336	709 1,649 709 677 344 636 100 336	No sales.....number 1950... \$1 to \$249.....number 1950... \$250 to \$399.....number 1950... \$400 to \$599.....number 1950... \$600 to \$999.....number 1950... \$1,000 to \$1,499.....number 1950... \$1,500 to \$2,499.....number 1950... \$2,500 to \$3,999.....number 1950... \$4,000 to \$5,999.....number 1950... \$6,000 to \$9,999.....number 1950... \$10,000 and over.....number 1950...	21 22 20 40 15 55 128 118 156 257		
FARMS BY TYPE OF FARM		HOGS			
Field-crop farms other than vegetable and fruit-and-nut.....number 1950... Cash-grain.....number 1950... Bottom.....number 1950... Other field-crop.....number 1950... Vegetable farms.....number 1950... Fruit-and-nut farms.....number 1950... Dairy farms.....number 1950... Poultry farms.....number 1950...	515 215 300 5	Hogs and pigs.....farms reporting 1950... 1945... number 1950... 1945... 4 months old and over.....farms reporting 1950... 1945... number 1950... 1945... Less than 4 months old.....farms reporting 1950... 1945... number 1950... 1945... Sows and gilts for spring farrowing.....farms reporting 1950... 1945... number 1950... 1945...	318 463 2,184 5,346 301 1,339 83 211 324 631 916		

¹Part-time farms include those with value of products sold of \$250-\$1,199 and operator either reporting 100 days or more of off-farm work or reporting other income exceeding value of agricultural products sold.
²Public and private institutional farms, community projects, etc. cows and heifers 2 years old and over.

Item	County total	Item	County total
SHEEP AND WOOL		SPECIFIED CROPS HARVESTED	
Sheep and lambs.....farms reporting 1950...	110	Corn:	
1945...	117	Corn for all purposes.....farms reporting 1949...	3
number 1950...	44,754	1944...	3
1945...	46,639	acres 1949...	33
1944...	91	1944...	27
Sheep and lambs born before Oct. 1, 1949..farms reporting 1950...	24,932	Harvested for grain.....farms reporting 1949...	1
number 1950...	90	1944...	1
1945 ¹ ...	109	acres 1949...	1
number 1950...	24,341	1944...	1
1945 ¹ ...	39,904	bushels 1949...	28
1944...	63	1944...	2
Yearling ewes.....farms reporting 1950...	5,917	Cut for silage.....farms reporting 1949...	24
number 1950...	75	1944...	24
1945 ¹ ...	18,424	acres 1949...	220
1944...	47	tons, green weight 1949...	1
Rams and wethers.....farms reporting 1950...	591	or dry fodder.....farms reporting 1949...	9
number 1950...	87	acres 1949...	
Lambs born since Oct. 1, 1949.....farms reporting 1950...	19,822	Small grains:	
number 1950...	78	Grains grown together and threshed	
1944...	105	as a mixture.....farms reporting 1949...	26
number shorn 1949...	23,676	1944...	257
1949...	230,599	acres 1949...	6,846
1944...	411,454	bushels 1949...	
1950...	Apr. 1-Apr. 14	Winter wheat threshed or combined.....farms reporting 1949...	107
Average date of enumeration.....1950...		1944...	45
		acres 1949...	14,220
		1944...	6,137
		bushels 1949...	220,304
		1944...	144,945
		Spring wheat threshed or combined.....farms reporting 1949...	665
		1944...	654
		acres 1949...	51,677
		1944...	50,606
		bushels 1949...	1,073,877
		1944...	1,395,450
		Oats threshed or combined.....farms reporting 1949...	369
		1944...	435
		acres 1949...	7,410
		1944...	11,944
		bushels 1949...	246,684
		1944...	427,665
		Oats cut for feeding unthreshed.....farms reporting 1949...	12
		1944...	51
		acres 1949...	154
		1944...	462
		Barley threshed or combined.....farms reporting 1949...	241
		1944...	198
		acres 1949...	8,668
		1944...	4,640
		bushels 1949...	247,008
		1944...	161,560
		Annual legumes:	
		Dry field and seed beans harvested	
		for beans.....farms reporting 1949...	
		1944 ² ...	
		acres 1949...	
		1944 ² ...	
		100-lb. bags 1949...	
		1944 ² ...	
		Dry field and seed peas, other than Austrian	
		winter peas, harvested for peas.....farms reporting 1949...	101
		1944...	248
		acres 1949...	2,292
		1944...	6,351
		100-lb. bags 1949...	40,019
		1944...	35,315
		Hay crops:	
		Land from which hay was cut.....farms reporting 1949...	586
		acres 1949...	19,625
		Alfalfa cut for hay (or for	
		dehydrating).....farms reporting 1949...	549
		1944...	638
		acres 1949...	15,732
		1944...	19,461
		tons 1949...	33,524
		1944...	36,414
		Clover or timothy cut for hay.....farms reporting 1949...	48
		1944...	30
		acres 1949...	1,084
		1944...	2,947
		tons 1949...	1,643
		1944...	3,391
		Oats, wheat, barley, rye, or other small	
		grain cut for hay.....farms reporting 1949...	14
		1944...	35
		acres 1949...	110
		1944...	432
		tons 1949...	132
		1944...	644
		Wild hay cut.....farms reporting 1949...	47
		1944...	39
		acres 1949...	2,390
		1944...	1,596
		tons 1949...	2,256
		1944...	1,972
POULTRY AND POULTRY PRODUCTS			
Chickens, 4 months old and over, on hand....farms reporting 1950...	508		
1945...	519		
number 1950...	27,318		
1945...	32,084		
Chickens sold.....farms reporting 1949...	89		
number 1949...	8,435		
dollars 1949...	8,927		
Chicken eggs sold.....farms reporting 1949...	239		
dozens 1949...	104,964		
dollars 1949...	40,154		
Turkeys, 4 months old and over, on hand....farms reporting 1950...	19		
number 1950...	82		
Turkeys raised.....farms reporting 1949...	21		
1944...	14		
number 1949...	537		
1944...	8,004		
ANIMALS SOLD ALIVE			
Cattle, hogs, sheep, horses, or mules			
sold alive.....farms reporting 1949...	593		
dollars 1949...	1,554,436		
Cattle and/or calves sold alive.....farms reporting 1949...	492		
1944...	482		
number 1949...	6,073		
1944...	6,771		
Cattle sold alive, excluding calves....farms reporting 1949...	413		
number 1949...	5,182		
dollars 1949...	874,021		
Calves sold alive.....farms reporting 1949...	209		
number 1949...	891		
dollars 1949...	71,504		
Hogs and pigs sold alive.....farms reporting 1949...	346		
number 1949...	465		
1944...	5,205		
dollars 1949...	9,434		
Sheep and lambs sold alive.....farms reporting 1949...	170,111		
1944...	81		
number 1949...	106		
1944...	23,442		
1944...	49,921		
dollars 1949...	433,348		
Horses and mules sold alive.....farms reporting 1949...	63		
number 1949...	132		
dollars 1949...	5,452		
FARM SLAUGHTER			
Any cattle, hogs, or sheep butchered.....farms reporting 1949...	555		
Cattle and/or calves butchered.....farms reporting 1949...	336		
number 1949...	429		
1944...	206		
Cattle butchered, excluding calves....farms reporting 1949...	201		
number 1949...	244		
1944...	253		
Calves butchered.....farms reporting 1949...	149		
1944...	129		
number 1949...	185		
1944...	175		
Hogs and pigs butchered.....farms reporting 1949...	426		
1944...	489		
number 1949...	875		
1944...	1,061		
Sheep and lambs butchered.....farms reporting 1949...	71		
number 1949...	293		
Meat, lard, hides, and other products sold			
from animals butchered.....farms reporting 1949...	81		
dollars 1949...	4,645		

¹Ewes and ewe lambs kept for breeding.
²Does not include soybeans.

FARMS, FARM CHARACTERISTICS, AND FARM PRODUCTS

4-- Fremont, Idaho

Item	County total	Item	County total
SPECIFIED CROPS HARVESTED--Continued		SPECIFIED CROPS HARVESTED--Continued	
Hay crops--Continued		Vegetables harvested for sale--Continued	
Other hay cut.....farms reporting 1949...	24	Tomatoes.....farms reporting 1949...	
		1944.....	
acres 1949...	507	acres 1949...	
1944.....	244	1944.....	
tons 1949...	743	Watermelons.....farms reporting 1949...	
1944.....	393	acres 1949...	
Field crops (other):		Other vegetables.....acres 1949...	
Alfalfa seed harvested.....farms reporting 1949...	2		
1944.....		Berries and other small fruit harvested for sale:	
acres 1949...	34	Strawberries.....farms reporting 1949...	10
1944.....		acres 1949...	127
pounds 1949...	600	quarts 1949...	12,606
1944.....			
Red clover seed harvested.....farms reporting 1949...	6	Raspberries (tame).....farms reporting 1949...	3
1944.....		acres 1949...	7
acres 1949...	241	quarts 1949...	650
1944.....			
pounds 1949...	10,955	Tree fruits, nuts, and grapes:	
1944.....		Land in bearing and nonbearing fruit orchards, groves,	
Alsike clover seed harvested.....farms reporting 1949...		vineyards, and planted nut trees.....farms reporting 1950...	203
acres 1949...		acres 1945...	40
1944.....		acres 1950...	23
pounds 1949...		1945...	32
Austrian winter peas, including Dixie Wonder,		Apples.....farms reporting 1950...	207
harvested.....farms reporting 1949...	18	1945.....	151
acres 1949...	1,248	trees of all ages..number 1950...	2,298
1944.....		1945...	2,223
pounds 1949...	668,515	trees not of bearing age..number 1950...	316
Irish potatoes harvested for home use or for		trees of bearing age..number 1950...	1,982
sale.....farms reporting 1949...	542	quantity harvested..bushels 1949...	1,134
1944.....	547	1944.....	2,410
acres 1949...	12,019		
1944.....	13,156	Peaches.....farms reporting 1950...	3
100-lb. bags 1949...	1,431,970	1945.....	
1944.....	1,675,751	trees of all ages..number 1950...	6
Popcorn harvested.....farms reporting 1949...		1945.....	
acres 1949...		trees not of bearing age..number 1950...	1
100 lb. ear corn 1949...		trees of bearing age..number 1950...	3
		quantity harvested..bushels 1949...	3
Sugar beets harvested for sugar.....farms reporting 1949...	10	1944.....	
1944.....	17	Pears.....farms reporting 1950...	21
acres 1949...	71	1945.....	27
1944.....	184	trees of all ages..number 1950...	47
tons 1949...	656	1945.....	66
1944.....	1,899	trees not of bearing age..number 1950...	13
Root and grain crops hogged or grazed,		trees of bearing age..number 1950...	34
other than corn.....farms reporting 1949...	2	quantity harvested..bushels 1949...	31
acres 1949...	9	1944.....	73
Vegetables harvested for home use (other than		Sour cherries.....farms reporting 1950...	23
Irish and sweet potatoes).....farms reporting 1949...	451	trees of all ages..number 1950...	77
1944.....	666	trees not of bearing age..number 1950...	25
Vegetables harvested for sale.....farms reporting 1949...	1	trees of bearing age..number 1950...	52
1944.....	3	quantity harvested..pounds 1949...	111
acres 1949...	(*)	Sweet cherries.....farms reporting 1950...	3
1944.....	12	trees of all ages..number 1950...	15
sold dollars 1949...	30	trees not of bearing age..number 1950...	2
1944.....	4,550	trees of bearing age..number 1950...	13
Green beans (snap, string, or wax).....farms reporting 1949...		quantity harvested..pounds 1949...	57
1944.....		Plums and prunes.....farms reporting 1950...	51
acres 1949...		1945.....	28
1944.....		trees of all ages..number 1950...	202
Cabbage.....farms reporting 1949...		1945.....	128
1944.....		trees not of bearing age..number 1950...	59
acres 1949...		trees of bearing age..number 1950...	143
1944.....		quantity harvested..bushels 1949...	88
Cantaloups and muskmelons.....farms reporting 1949...		1944.....	71
acres 1949...		Apricots.....farms reporting 1950...	4
Carrots.....farms reporting 1949...		1945.....	10
acres 1949...		trees of all ages..number 1950...	
1944.....		trees not of bearing age..number 1950...	4
Sweet corn.....farms reporting 1949...	1	trees of bearing age..number 1950...	6
1944.....		quantity harvested..pounds 1949...	55
acres 1949...	(*)	1944.....	
1944.....		Grapes.....farms reporting 1950...	
Lettuce and romaine.....farms reporting 1949...		1945.....	
acres 1949...		vines of all ages..number 1950...	
1944.....		1945.....	
Dry onions.....farms reporting 1949...		vines not of bearing age..number 1950...	
acres 1949...		vines of bearing age..number 1950...	
1944.....		quantity harvested..pounds 1949...	
Green peas.....farms reporting 1949...		1944.....	
acres 1949...			
1944.....			

¹For 1949, does not include acres for farms with less than 10 bags harvested.
²For 1950, does not include acres for farms reporting less than 1/2 acre.
 *Less than 1 acre.

1950 CENSUS OF AGRICULTURE

FARMS, FARM CHARACTERISTICS, FARM PRODUCTS

For release February 17, 1951

GEM, IDAHO

(82-023) Series AC50-1

This release presents figures from the 1950 Census of Agriculture, together with available comparative data from the 1945 Census of Agriculture. The figures from the 1950 Census are preliminary and are subject to revision. A similar report will be released for every county in the United States. A preliminary report, carrying State totals only, will be issued following the publication of figures for all of the counties in the State. After that, final figures for this county and for other counties in the State will be published in a State Report.

Generally, the data for both 1950 and 1945 are based upon the tabulation of reports for all farms in the county. However, the 1950 data for items followed by a star (*) represent estimates for all farms made on the basis of reports from a sample of approximately 20 percent of the farms.

Inventory items are for April 1, 1950 and January 1, 1945; and production items are for the calendar years 1949 and 1944.

Item	County total	Item	County total
FARMS, ACREAGE, AND VALUE		FARMS BY SIZE	
Farms.....number 1950...	950	Under 10 acres.....number 1950...	141
1945.....	904	1945.....	120
Approximate land area.....acres 1950...	355,200	Under 3 acres.....number 1950...	14
1945.....	83.0	1945.....	6
Proportion in farms.....percent 1950...	197,305	3 to 9 acres.....number 1950...	127
Land owned by farm operators.....acres 1950...	105,383	1945.....	114
Land rented from others by farm operators.....acres 1950...	635	10 to 29 acres.....number 1950...	182
Land managed by farm operators.....acres 1950...	8,332	1945.....	179
Land rented to others by farm operators.....acres 1950...	294,991	30 to 49 acres.....number 1950...	149
Land in farms.....acres 1950...	300,385	1945.....	148
Average size of farm.....acres 1950...	310.5	50 to 69 acres.....number 1950...	87
1945.....	332.3	1945.....	64
Value of land and buildings.....average per farm, dollars 1950*	14,367	70 to 99 acres.....number 1950...	122
1945.....	8,749	1945.....	108
average per acre, dollars 1950*	42.04	100 to 139 acres.....number 1950...	59
1945.....	26.33	1945.....	46
Land in farms according to use:		140 to 179 acres.....number 1950...	42
Cropland harvested.....farms reporting 1949...	781	1945.....	49
1944.....	773	180 to 219 acres.....number 1950...	27
acres 1949.....	37,540	1945.....	30
1944.....	40,771	220 to 259 acres.....number 1950...	16
1 to 9 acres.....farms reporting 1949...	144	1945.....	18
1944.....	153	260 to 499 acres.....number 1950...	38
10 to 19 acres.....farms reporting 1949...	129	1945.....	37
1944.....	114	500 to 999 acres.....number 1950...	44
20 to 29 acres.....farms reporting 1949...	116	1945.....	39
1944.....	109	1,000 acres and over.....number 1950...	43
30 to 49 acres.....farms reporting 1949...	155	1945.....	46
1944.....	139		
50 to 99 acres.....farms reporting 1949...	160	FARMS BY COLOR AND TENURE OF OPERATOR	
1944.....	160	Farms by color of operator:	
100 to 199 acres.....farms reporting 1949...	59	White operators.....number 1950...	946
1944.....	74	1945.....	900
200 acres and over.....farms reporting 1949...	18	Nonwhite operators.....number 1950...	4
1944.....	24	1945.....	4
Cropland used only for pasture.....farms reporting 1949...	643	Farms by tenure of operator:	
1944 ¹	444	Full owners.....number 1950...	718
acres 1949.....	14,171	1945.....	623
1944 ¹	7,515	Part owners.....number 1950...	121
Cropland not harvested and not pastured.....farms reporting 1949...	165	1945.....	152
acres 1949.....	5,202	Managers.....number 1950...	4
1944.....	2,476	1945.....	17
Cultivated summer fallow.....farms reporting 1949...	66	All tenants.....number 1950...	107
acres 1949.....	1,840	1945.....	112
1 to 49 acres.....farms reporting 1949...	56	Proportion of tenancy.....percent 1950...	11.3
50 to 199 acres.....farms reporting 1949...	8	1945.....	12.4
200 acres and over.....farms reporting 1949...	2	Cash tenants.....number 1950...	37
Other.....farms reporting 1949...	125	1945.....	60
acres 1949.....	3,362	Share-cash tenants.....number 1950...	23
Woodland pastured.....farms reporting 1949...	31	1945.....	5
1944.....	26	Share tenants and croppers.....number 1950...	28
acres 1949.....	25,236	1945.....	36
1944.....	3,096	Crop-share tenants and croppers.....number 1950...	18
Woodland not pastured.....farms reporting 1949...	18	Livestock-share tenants.....number 1950...	10
1944.....	18	Other and unspecified tenants.....number 1950...	19
acres 1949.....	2,314	1945.....	11
1944.....	736	Other tenants.....number 1950...	2
Other pasture (not cropland and not woodland).....farms reporting 1949...	342	Unspecified tenants.....number 1950...	17
1944 ¹	619		
acres 1949.....	202,004	SPECIFIED FACILITIES AND EQUIPMENT*	
1944 ¹	237,785	Telephone.....farms reporting 1950...	462
Other land (house lots, roads, wasteland, etc.).....farms reporting 1949...	881	1945.....	352
1944.....	855	Electricity.....farms reporting 1950...	912
acres 1949.....	8,524	1945.....	780
1944.....	8,006	From a power line.....farms reporting 1950...	912
Irrigated land in farms.....farms reporting 1949...	886	Average of last monthly electric bill.....dollars 1950...	7.40
1944.....	837	Electric water pump.....farms reporting 1950...	682
acres 1949.....	43,335	Electric hot-water heater.....farms reporting 1950...	502
1944.....	43,568	Home freezer.....farms reporting 1950...	152
Land irrigated by sprinklers.....farms reporting 1949...	12	Electric washing machine.....farms reporting 1950...	867
acres 1949.....	360	Electric chick brooder.....farms reporting 1950...	232
		Electric power feed grinder.....farms reporting 1950...	31
FARM OPERATORS		Milking machine.....farms reporting 1950...	410
Residing on farm operated.....operators reporting 1950...	905	Grain combines.....farms reporting 1950...	112
1945.....	830	number 1950...	148
Not residing on farm operated.....operators reporting 1950...	40	Corn pickers.....farms reporting 1950...	6
1945.....	72	number 1950...	6
With other income of family exceeding value of agricultural products sold.....operators reporting 1949...	315	Pick-up hay balers.....farms reporting 1950...	47
Working off their farm, total.....operators reporting 1949...	493	number 1950...	48
1944.....	393	Upright silos.....farms reporting 1950...	47
100 days or more.....operators reporting 1949...	286	number 1950...	48
1944.....	259	Pit or trench silos.....farms reporting 1950...	101
		number 1950...	104

¹Data for 1944 not strictly comparable with those for 1949.

Item	County total	Item	County total
SPECIFIED FACILITIES AND EQUIPMENT*—Continued		FARMS BY TYPE OF FARM—Continued	
Motortrucks.....farms reporting 1950...	502	Livestock farms other than dairy and poultry.....number 1950...	124
.....1945...	298	General farms.....number 1950...	86
.....number 1950...	583number 1950...	
.....1945...	337	Primarily crop.....number 1950...	33
Tractors.....farms reporting 1950...	602	Primarily livestock.....number 1950...	5
.....1945...	291	Crop and livestock.....number 1950...	48
.....number 1950...	716	Miscellaneous and unclassified farms.....number 1950...	253
.....1945...	321		
Wheel tractors other than garden.....farms reporting 1950...	537	FARMS BY ECONOMIC CLASS	
.....number 1950...	600	Commercial farms.....number 1950...	700
.....1945...	65	Class I (Value of products sold, \$25,000 or more).....number 1950...	9
Garden tractors.....farms reporting 1950...	65	Class II (Value of products sold, \$10,000-\$24,999).....number 1950...	63
.....number 1950...	47	Class III (Value of products sold, \$5,000-\$9,999).....number 1950...	139
.....1945...	51	Class IV (Value of products sold, \$2,500-\$4,999).....number 1950...	230
Crawler tractors.....farms reporting 1950...	692	Class V (Value of products sold, \$1,200-\$2,499).....number 1950...	187
.....number 1950...	679	Class VI (Value of products sold, \$250-\$1,199) ¹number 1950...	72
.....1945...	824	Other farms.....number 1950...	250
Automobiles.....farms reporting 1950...	759	Part-time ²number 1950...	156
.....1945...		Residential (Less than \$250 value of products sold).....number 1950...	94
Farms by class of work power:		Abnormal ³number 1950.....	
No tractor, horses, or mules.....farms reporting 1950...	193	VALUE OF PRODUCTS SOLD, BY SOURCE	
No tractor and only 1 horse or mule.....farms reporting 1950...	39	All farm products sold.....dollars 1949...	4,850,244
No tractor and 2 or more horses and/or mules.....farms reporting 1950...	1261944.....	4,368,125
Tractor and horses and/or mules.....farms reporting 1950...	286	All crops sold.....dollars 1949...	1,588,638
Tractor and no horses or mules.....farms reporting 1950...	3061944.....	2,040,232
TRADING CENTER AND ROAD*		Field crops, other than vegetables and fruits and nuts sold.....dollars 1949...	645,382
Distance to trading center visited most frequently:	1944.....	336,954
Under 1 mile.....farms reporting 1950...	41	Vegetables sold.....dollars 1949...	94,461
1 to 4 miles.....farms reporting 1950...	4151944.....	124,244
5 to 9 miles.....farms reporting 1950...	235	Fruits and nuts sold.....dollars 1949...	816,596
10 miles and over.....farms reporting 1950...	2611944.....	1,532,909
Average distance reported.....miles 1950...	7	Horticultural specialties sold.....dollars 1949...	32,199
Distance over dirt or unimproved roads:	1944.....	26,125
0.0 to 0.2 miles.....farms reporting 1950...	386	All livestock and livestock products sold.....dollars 1949...	3,260,360
0.3 to 0.9 miles.....farms reporting 1950...	1701944.....	2,327,893
1.0 to 4.9 miles.....farms reporting 1950...	215	Dairy products sold.....dollars 1949...	982,060
5.0 miles and over.....farms reporting 1950...	1221944.....	886,902
Average distance reported.....miles 1950...	2.0	Poultry and poultry products sold.....dollars 1949...	164,543
Kind of road on which farm is located:	1944.....	134,725
Hard surface.....farms reporting 1950...	321	Livestock and livestock products, other than dairy and poultry, sold.....dollars 1949...	2,113,757
Gravel, shell, or shale.....farms reporting 1950...	3311944.....	1,306,266
Dirt or unimproved.....farms reporting 1950...	286	Forest products sold.....dollars 1949...	1,246
FARM LABOR*	1944.....	
Week preceding enumeration:		HORSES AND MULES	
Family and/or hired workers.....farms reporting 1950...	878	Horses and/or mules.....farms reporting 1950...	435
.....persons 1950...	1,666	Horses and colts, including ponies.....farms reporting 1950...	420
Family workers, including operator.....farms reporting 1950...	8721945...	587
Operators.....persons 1950...	842number 1950...	1,807
Unpaid members of operator's family.....farms reporting 1950...	3501945...	2,845
.....persons 1950...	540	Mules and mule colts.....farms reporting 1950...	33
Hired workers.....farms reporting 1950...	1531945...	48
.....persons 1950...	284number 1950...	196
SPECIFIED FARM EXPENDITURES*	1945...	229
Specified farm expenditures.....farms reporting 1949...	878	CATTLE AND DAIRY PRODUCTS	
Machine hire and/or hired labor.....farms reporting 1949...	753	Cattle and calves.....farms reporting 1950...	809
Machine hire.....dollars 1949...	6461945...	782
.....129,125	558number 1950...	21,395
Hired labor.....farms reporting 1949...	697,2851945...	20,717
.....dollars 1949...	768	Cows, including heifers that have calved.....farms reporting 1950...	784
Feed for livestock and poultry.....farms reporting 1949...	549,8101945...	745
.....dollars 1949...	641number 1950...	9,773
Livestock and poultry purchased.....farms reporting 1949...	422,7301945...	10,779
.....dollars 1949...	627	Milk cows.....farms reporting 1950...	709
Seeds, bulbs, plants, and trees purchased.....farms reporting 1949...	123,565number 1950...	3,220
.....dollars 1949...	687	Heifers born before Jan. 1.....farms reporting 1950...	641
Gasoline and other petroleum fuel and oil.....farms reporting 1949...	236,210number 1950...	4,580
.....dollars 1949...	422	Steers and bulls born before Jan. 1.....farms reporting 1950...	530
Tractor repairs.....farms reporting 1949...	61,665number 1950...	3,478
.....dollars 1949...	477	Calves born since Jan. 1.....farms reporting 1950...	565
Other farm machinery repairs.....farms reporting 1949...	74,575number 1950...	3,564
FARMS BY TOTAL VALUE OF PRODUCTS SOLD	1949...	516
No sales.....number 1950...	331944.....	496
\$1 to \$249.....number 1950...	61	gallons 1949...	3,174,424
\$250 to \$399.....number 1950...	381944.....	2,807,567
\$400 to \$599.....number 1950...	24dollars 1949...	939,178
\$600 to \$999.....number 1950...	1101949...	106
\$1,000 to \$1,499.....number 1950...	81	Cream sold.....farms reporting 1949...	181
\$1,500 to \$2,499.....number 1950...	1621944.....	72,771
\$2,500 to \$3,999.....number 1950...	174pounds of butterfat 1949...	166,245
\$4,000 to \$5,999.....number 1950...	100dollars 1949...	42,861
\$6,000 to \$9,999.....number 1950...	95	Butter, buttermilk, skim milk, and cheese sold.....farms reporting 1949...	2
\$10,000 and over.....number 1950...	72dollars 1949...	21
FARMS BY TYPE OF FARM		HOGS	
Field-crop farms other than vegetable and fruit-and-nut.....number 1950...	28	Hogs and pigs.....farms reporting 1950...	362
Cash-grain.....number 1950...	191945...	394
Cotton.....number 1950.....	number 1950...	4,264
Other field-crop.....number 1950...	91945...	4,048
Vegetable farms.....number 1950...	5	4 months old and over.....farms reporting 1950...	316
Fruit-and-nut farms.....number 1950...	54number 1950...	1,892
Dairy farms.....number 1950...	379	Less than 4 months old.....farms reporting 1950...	182
Poultry farms.....number 1950...	19number 1950...	2,372
		Sows and gilts for spring farrowing.....farms reporting 1950...	196
	1945...	192
	1950...	547
	1945...	532

¹Part-time farms include those with value of products sold of \$250-\$1,199 and operator either reporting 100 days or more of off-farm work or reporting other income exceeding value of agricultural products sold.
²Public and private institutional farms, community projects, etc.
³Cows and heifers 2 years old and over.

FARMS, FARM CHARACTERISTICS, AND FARM PRODUCTS

Item	County total	Item	County total
 SHEEP AND WOOL 		 SPECIFIED CROPS HARVESTED 	
Sheep and lambs.....farms reporting 1950...	92	Corn:	
1945.....	109	Corn for all purposes.....farms reporting 1949...	236
number 1950.....	57,250	1944.....	247
1945.....	37,267	acres 1949.....	1,964
number 1950.....	28,333	1944.....	2,094
Sheep and lambs born before Oct. 1, 1949..farms reporting 1950...	72	Harvested for grain.....farms reporting 1949...	166
1945.....	70	1944.....	150
Ewes.....farms reporting 1950...	90	acres 1949.....	1,187
1945 ¹	27,807	1944.....	962
number 1950.....	34,054	bushels 1949.....	66,898
1945 ¹	40	1944.....	34,248
Yearling ewes.....farms reporting 1950...	4,191	Cut for silage.....farms reporting 1949...	97
1945.....	58	1944.....	726
Older ewes.....farms reporting 1950...	23,616	acres 1949.....	7,690
1945.....	44	tons..green weight 1949.....	7
Rams and wethers.....farms reporting 1950...	526	Hogged or grazed, or cut for green or dry fodder.....farms reporting 1949...	55
1945.....	76	1944.....	
Lambs born since Oct. 1, 1949.....farms reporting 1950...	28,917	Small grains:	
1945.....	58	Grains grown together and threshed	
number 1950.....	83	as a mixture.....farms reporting 1949...	193
Sheep and lambs shorn.....farms reporting 1949...	24,312	1944.....	3,019
1944.....	238,349	acres 1949.....	124,934
number shorn 1949.....	381,729	bushels 1949...	
1944.....	Apr. 14-Apr. 28	1944.....	95
Wool shorn.....pounds	381,729	1944.....	67
Average date of enumeration.....1950...	Apr. 14-Apr. 28	acres 1949...	2,085
		1944.....	1,452
 POULTRY AND POULTRY PRODUCTS 		bushels 1949...	47,331
Chickens, 4 months old and over, on hand...farms reporting 1950...	682	1944.....	33,569
1945.....	745	Spring wheat threshed or combined.....farms reporting 1949...	193
number 1950.....	28,081	1944.....	155
1945.....	41,666	acres 1949...	2,107
Chickens sold.....farms reporting 1949...	243	1944.....	1,438
1944.....	20,061	bushels 1949...	66,760
number 1949.....	21,987	1944.....	54,902
dollars 1949...	340	Oats threshed or combined.....farms reporting 1949...	252
Chicken eggs sold.....farms reporting 1949...	156,736	1944.....	165
1944.....	62,177	acres 1949...	3,630
dozens 1949...	23	1944.....	2,863
number 1950...	135	bushels 1949...	157,597
1945.....	31	1944.....	144,231
Turkeys, 4 months old and over, on hand...farms reporting 1950...	24	Oats cut for feeding unthreshed.....farms reporting 1949...	10
1944.....	14,080	1944.....	16
number 1950...	4,125	acres 1949...	63
Turkeys raised.....farms reporting 1949...	31	1944.....	124
1944.....	24	Barley threshed or combined.....farms reporting 1949...	114
number 1949...	14,080	1944.....	183
1944.....	4,125	acres 1949...	2,106
 ANIMALS SOLD ALIVE 		1944.....	3,528
Cattle, hogs, sheep, horses, or mules	729	bushels 1949...	67,290
sold alive.....farms reporting 1949...	1,999,705	1944.....	122,613
1944.....	670	Annual legumes:	
number 1949...	577	Dry field and seed beans harvested	
1944.....	9,763	for beans.....farms reporting 1949...	9
1944.....	7,173	1944 ²	10
number 1949...	571	acres 1949...	142
1944.....	7,329	1944 ²	66
dollars 1949...	1,053,316	100-lb. bags 1949...	2,621
1944.....	338	1944 ²	1,302
number 1949...	2,434	Dry field and seed peas, other than Austrian	
1944.....	136,770	winter peas, harvested for peas.....farms reporting 1949...	
dollars 1949...	365	1944.....	
1944.....	425	acres 1949...	
number 1949...	6,867	1944.....	
1944.....	9,585	100-lb. bags 1949...	
dollars 1949...	214,332	1944.....	
1944.....	57	Hay crops:	
number 1949...	75	Land from which hay was cut.....farms reporting 1949...	613
1944.....	28,744	1944.....	16,351
number 1949...	39,316	Alfalfa out for hay (or for dehydrating).....farms reporting 1949...	553
1944.....	580,587	1944.....	556
dollars 1949...	88	acres 1949...	12,345
1944.....	14,500	1944.....	12,932
number 1949...	651	tons 1949...	33,116
1944.....	537	1944.....	32,415
number 1949...	365	Clover or timothy cut for hay.....farms reporting 1949...	116
1944.....	467	1944.....	91
number 1949...	236	acres 1949...	1,567
1944.....	242	1944.....	1,146
number 1949...	308	tons 1949...	2,758
1944.....	343	1944.....	2,186
number 1949...	136	Oats, wheat, barley, rye, or other small	
1944.....	136	grain out for hay.....farms reporting 1949...	61
number 1949...	159	1944.....	73
1944.....	212	acres 1949...	579
number 1949...	358	1944.....	776
1944.....	442	tons 1949...	801
number 1949...	591	1944.....	1,202
1944.....	842	Wild hay cut.....farms reporting 1949...	57
number 1949...	50	1944.....	45
1944.....	227	acres 1949...	1,484
number 1949...	42	1944.....	1,420
dollars 1949...	4,582	tons 1949...	2,551
1944.....		1944.....	1,613
 FARM SLAUGHTER 			
Any cattle, hogs, or sheep butchered.....farms reporting 1949...	537		
1944.....	365		
number 1949...	467		
1944.....	236		
number 1949...	242		
1944.....	308		
number 1949...	343		
1944.....	136		
number 1949...	159		
1944.....	212		
number 1949...	358		
1944.....	442		
number 1949...	591		
1944.....	842		
number 1949...	50		
1944.....	227		
number 1949...	42		
dollars 1949...	4,582		

¹Ewes and ewe lambs kept for breeding.
²Does not include soybeans.

Item	County total	Item	County total
SPECIFIED CROPS HARVESTED—Continued		SPECIFIED CROPS HARVESTED—Continued	
Hay crops—Continued		Vegetables harvested for sale—Continued	
Other hay cut.....farms reporting 1949...	31	Tomatoes.....farms reporting 1949...	13
acres 1949...	478	acres 1944...	9
acres 1944...	2,531	acres 1949...	9
tons 1949...	835	acres 1944...	4
tons 1944...	3,228	Watermelons.....farms reporting 1949...	9
Field crops (other):		acres 1949...	2
Alfalfa seed harvested.....farms reporting 1949...	75	Other vegetables.....acres 1949...	17
acres 1944...	83	Berries and other small fruit harvested for sale:	
acres 1949...	1,815	Strawberries.....farms reporting 1949...	39
pounds 1944...	1,588	acres 1949...	42
pounds 1949...	272,209	quarts 1949...	59,286
pounds 1944...	70,920	Raspberries (tame).....farms reporting 1949...	27
Red clover seed harvested.....farms reporting 1949...	98	acres 1949...	8
acres 1944...	65	quarts 1949...	8,844
acres 1949...	1,064	Tree fruits, nuts, and grapes:	
pounds 1944...	693	Land in bearing and nonbearing fruit orchards, groves,	
pounds 1949...	267,696	vineyards, and planted nut trees.....farms reporting 1950...	440
pounds 1944...	128,640	acres 1945...	299
Alsike clover seed harvested.....farms reporting 1949...		acres 1950 ² ...	3,509
acres 1949...		acres 1945...	3,214
pounds 1949...		Apples.....farms reporting 1950...	170
Austrian winter peas, including Dixie Wonder,		1945...	206
harvested.....farms reporting 1949...		trees of all ages..number 1950...	46,443
acres 1949...		1945...	40,041
pounds 1949...		trees not of bearing age..number 1950...	15,738
Irish potatoes harvested for home use or for		trees of bearing age..number 1950...	30,705
sale.....farms reporting 1949...	188	quantity harvested..bushels 1949...	235,767
1944...	105	1944...	369,233
acres 1949 ¹ ...	86	Peaches.....farms reporting 1950...	287
1944...	226	1945...	331
100-lb. bags 1949...	14,756	trees of all ages..number 1950...	40,014
1944...	40,689	1945...	29,130
Popcorn harvested.....farms reporting 1949...	5	trees not of bearing age..number 1950...	14,338
acres 1949...	44	trees of bearing age..number 1950...	25,666
100 lb. ear corn 1949...	1,025	quantity harvested..bushels 1949...	39,983
Sugar beets harvested for sugar.....farms reporting 1949...	34	1944...	32,427
1944...	16	Pears.....farms reporting 1950...	144
acres 1949...	465	1945...	144
1944...	191	trees of all ages..number 1950...	8,087
tons 1949...	7,154	1945...	1,414
1944...	2,655	trees not of bearing age..number 1950...	5,906
Root and grain crops hogged or grazed,		trees of bearing age..number 1950...	2,178
other than corn.....farms reporting 1949...		quantity harvested..bushels 1949...	2,764
acres 1949...		1944...	2,951
Vegetables harvested for home use (other than		Sour cherries.....farms reporting 1950...	133
Irish and sweet potatoes).....farms reporting 1949...	656	trees of all ages..number 1950...	14,191
1944...	716	trees not of bearing age..number 1950...	7,687
Vegetables harvested for sale.....farms reporting 1949...	85	trees of bearing age..number 1950...	6,504
1944...	103	quantity harvested..pounds 1949...	173,899
acres 1949...	994	Sweet cherries.....farms reporting 1950...	231
1944...	1,281	trees of all ages..number 1950...	37,679
sold dollars 1949...	94,461	trees not of bearing age..number 1950...	7,513
1944...	124,244	trees of bearing age..number 1950...	30,160
Green beans (snap, string, or wax).....farms reporting 1949...	2	quantity harvested..pounds 1949...	1,778,570
1944...	2	Plums and prunes.....farms reporting 1950...	247
acres 1949...	(*)	1945...	250
1944...	(*)	trees of all ages..number 1950...	90,434
Cabbage.....farms reporting 1949...	5	1945...	89,436
1944...	3	trees not of bearing age..number 1950...	19,430
acres 1949...	1	trees of bearing age..number 1950...	70,604
1944...	4	quantity harvested..bushels 1949...	170,438
Cantaloups and muskmelons.....farms reporting 1949...	10	1944...	239,078
acres 1949...	21	Apricots.....farms reporting 1950...	232
Carrots.....farms reporting 1949...	4	1945...	276
acres 1949...	2	trees of all ages..number 1950...	3,333
Sweet corn.....farms reporting 1949...	74	1945...	7,094
1944...	77	trees not of bearing age..number 1950...	285
acres 1949...	878	trees of bearing age..number 1950...	3,658
1944...	743	quantity harvested..pounds 1949...	119,133
Lettuce and romaine.....farms reporting 1949...	3	1944...	310,007
acres 1949...	7	Grapes.....farms reporting 1950...	152
Dry onions.....farms reporting 1949...	3	1945...	216
acres 1949...	3	vines of all ages..number 1950...	4,544
Green peas.....farms reporting 1949...	6	1945...	9,014
1944...	4	vines not of bearing age..number 1950...	168
acres 1949...	36	vines of bearing age..number 1950...	4,276
1944...	320	quantity harvested..pounds 1949...	80,998
		1944...	110,664

¹For 1949, does not include acres for farms with less than 10 bags harvested.

²For 1950, does not include acres for farms reporting less than 1/2 acre.

less than one acre.

1950 CENSUS OF AGRICULTURE

FARMS, FARM CHARACTERISTICS, FARM PRODUCTS

For release February 15, 1951

GOODING, IDAHO

(82-040) Series AC50-1

This release presents figures from the 1950 Census of Agriculture, together with available comparative data from the 1945 Census of Agriculture. The figures from the 1950 Census are preliminary and are subject to revision. A similar report will be released for every county in the United States. A preliminary report, carrying State totals only, will be issued following the publication of figures for all of the counties in the State. After that, final figures for this county and for other counties in the State will be published in a State Report.

Generally, the data for both 1950 and 1945 are based upon the tabulation of reports for all farms in the county. However, the 1950 data for items followed by a star (*) represent estimates for all farms made on the basis of reports from a sample of approximately 20 percent of the farms.

Inventory items are for April 1, 1950 and January 1, 1945; and production items are for the calendar years 1949 and 1944.

Item	County total	Item	County total
FARMS, ACREAGE, AND VALUE		FARMS BY SIZE	
Farms.....number 1950...	1,065	Under 10 acres.....number 1950...	61
.....1945...	1,0571945...	74
Approximate land area.....acres 1950...	462,080	Under 3 acres.....number 1950...	4
.....1945...	45.51945...	8
Proportion in farms.....percent 1950...	156,495	3 to 9 acres.....number 1950...	57
Land owned by farm operators.....acres 1950...	64,5441945...	66
Land rented from others by farm operators.....acres 1950...	1,706	10 to 29 acres.....number 1950...	74
Land managed by farm operators.....acres 1950...	12,3331945...	67
Land rented to others by farm operators.....acres 1950...	210,412	30 to 49 acres.....number 1950...	117
Land in farms.....acres 1950...	161,4881945...	132
.....1945...	197.6	50 to 69 acres.....number 1950...	47
Average size of farm.....acres 1950...	152.81945...	48
.....1945...	19,517	70 to 99 acres.....number 1950...	288
Value of land and buildings.....average per farm, dollars 1950*	10,1121945...	278
.....1945...	91.77	100 to 139 acres.....number 1950...	156
.....1945*	66.181945...	191
.....1945...		140 to 179 acres.....number 1950...	123
Land in farms according to use:	1945...	133
Cropland harvested.....farms reporting 1949...	973	180 to 219 acres.....number 1950...	43
.....1944...	9701945...	39
acres 1949...	67,405	220 to 259 acres.....number 1950...	41
.....1944...	72,4621945...	36
1 to 9 acres.....farms reporting 1949...	65	260 to 499 acres.....number 1950...	66
.....1944...	671945...	63
10 to 19 acres.....farms reporting 1949...	64	500 to 999 acres.....number 1950...	22
.....1944...	571945...	27
20 to 29 acres.....farms reporting 1949...	94	1,000 acres and over.....number 1950...	14
.....1944...	93		
30 to 49 acres.....farms reporting 1949...	210	FARMS BY COLOR AND TENURE OF OPERATOR	
.....1944...	191	Farms by color of operator:	
50 to 99 acres.....farms reporting 1949...	380	White operators.....number 1950...	1,065
.....1944...	3771945...	1,057
100 to 199 acres.....farms reporting 1949...	129	Nonwhite operators.....number 1950...	
.....1944...	1591945...	
200 acres and over.....farms reporting 1949...	31	Farms by tenure of operator:	
.....1944...	26	Full owners.....number 1950...	666
Cropland used only for pasture.....farms reporting 1949...	6981945...	636
.....1944...	477	Part owners.....number 1950...	122
acres 1949...	16,7461945...	126
.....1944...	10,232	Managers.....number 1950...	7
Cropland not harvested and not pastured.....farms reporting 1949...	1831945...	10
.....1944...	6,185	All tenants.....number 1950...	270
acres 1949...	1,7251945...	285
.....1944...	40	Proportion of tenancy.....percent 1950...	25.3
Cultivated summer fallow.....farms reporting 1949...	291945...	27.0
.....1944...	8	Cash tenants.....number 1950...	19
1 to 49 acres.....farms reporting 1949...	31945...	37
.....1944...	3	Share-cash tenants.....number 1950...	42
50 to 199 acres.....farms reporting 1949...	1491945...	3
.....1944...	3,347	Share tenants and croppers.....number 1950...	172
200 acres and over.....farms reporting 1949...	311945...	205
.....1944...	19	Crop-share tenants and croppers.....number 1950...	135
Woodland pastured.....farms reporting 1949...	3,632	Livestock-share tenants.....number 1950...	37
.....1944...	1,702	Other and unspecified tenants.....number 1950...	37
Woodland not pastured.....farms reporting 1949...	171945...	40
.....1944...	16	Other tenants.....number 1950...	6
acres 1949...	477	Unspecified tenants.....number 1950...	31
.....1944...	189		
Other pasture (not cropland and not woodland).....farms reporting 1949...	529	SPECIFIED FACILITIES AND EQUIPMENT*	
.....1944...	630	Telephone.....farms reporting 1950...	457
acres 1949...	97,7591945...	202
.....1944...	58,042	Electricity.....farms reporting 1950...	1,070
Other land (house lots, roads, wasteland, etc.).....farms reporting 1949...	1,0031945...	884
.....1944...	999	From a power line.....farms reporting 1950...	1,065
acres 1949...	18,208	Average of last monthly electric bill.....dollars 1950...	8.31
.....1944...	17,136	Electric water pump.....farms reporting 1950...	822
Irrigated land in farms.....farms reporting 1949...	1,045	Electric hot-water heater.....farms reporting 1950...	758
.....1944...	1,040	Home freezer.....farms reporting 1950...	123
acres 1949...	84,676	Electric washing machine.....farms reporting 1950...	994
.....1944...	87,153	Electric chick brooder.....farms reporting 1950...	318
Land irrigated by sprinklers.....farms reporting 1949...	3	Electric power feed grinder.....farms reporting 1950...	23
.....1944...	186	Milking machine.....farms reporting 1950...	512
		Grain combines.....farms reporting 1950...	301
FARM OPERATORS		Corn pickers.....farms reporting 1950...	315
Residing on farm operated.....operators reporting 1950...	1,004number 1950...	1
.....1945...	1,016	Pick-up hay balers.....farms reporting 1950...	105
Not residing on farm operated.....operators reporting 1950...	37number 1950...	105
.....1945...	34	Upright silos.....farms reporting 1950...	7
With other income of family exceeding value of agricultural products sold.....operators reporting 1949...	169number 1950...	8
.....1949...	332	Pit or trench silos.....farms reporting 1950...	27
Working off their farm, total.....operators reporting 1944...	226number 1950...	28
.....1944...	164		
100 days or more.....operators reporting 1949...	118		
.....1944...	118		

*Data for 1944 not strictly comparable with those for 1949.

Item	County total	Item	County total
SPECIFIED FACILITIES AND EQUIPMENT*—Continued		FARMS BY TYPE OF FARM—Continued	
Motor trucks.....farms reporting 1950...	504	Livestock farms other than dairy and poultry.....number 1950...	165
.....1945.....	341	General farms.....number 1950...	268
.....number 1950.....	6001945.....	
.....1945.....	402	Primarily crop.....number 1950...	95
Tractors.....farms reporting 1950...	763	Primarily livestock.....number 1950...	11
.....1945.....	407	Crop and livestock.....number 1950...	162
.....number 1950.....	1,069	Miscellaneous and unclassified farms.....number 1950...	138
.....1945.....	460		
Wheel tractors other than garden.....farms reporting 1950...	738	FARMS BY ECONOMIC CLASS	
.....number 1950.....	980	Commercial farms.....number 1950...	932
.....1945.....	31	Class I (Value of products sold, \$25,000 or more).....number 1950...	52
Garden tractors.....farms reporting 1950...	36	Class II (Value of products sold, \$10,000-\$24,999).....number 1950...	100
.....number 1950.....	36	Class III (Value of products sold, \$5,000-\$9,999).....number 1950...	324
.....1945.....	53	Class IV (Value of products sold, \$2,500-\$4,999).....number 1950...	242
Crawler tractors.....farms reporting 1950...	945	Class V (Value of products sold, \$1,200-\$2,499).....number 1950...	161
.....number 1950.....	853	Class VI (Value of products sold, \$250-\$1,199) ¹number 1950...	43
.....1945.....	1,174	Other farms.....number 1950...	133
.....number 1950.....	947	Part-time ²number 1950...	67
Farms by class of work power:		Residential (Less than \$250 value of products sold).....number 1950...	66
No tractor, horses, or mules.....farms reporting 1950...	99	Abnormal ³number 1950...	
No tractor and only 1 horse or mule.....farms reporting 1950...	34		
No tractor and 2 or more horses and/or mules.....farms reporting 1950...	187	VALUE OF PRODUCTS SOLD, BY SOURCE	
Tractor and horses and/or mules.....farms reporting 1950...	506	All farm products sold.....dollars 1949...	8,067,074
Tractor and no horses or mules.....farms reporting 1950...	2391944.....	5,575,696
		All crops sold.....dollars 1949...	3,340,028
TRADING CENTER AND ROAD*	1944.....	2,336,131
Distance to trading center visited most frequently:		Field crops, other than vegetables and fruits and nuts sold.....dollars 1949...	3,255,655
Under 1 mile.....farms reporting 1950...	761944.....	2,219,890
1 to 4 miles.....farms reporting 1950...	420	Vegetables sold.....dollars 1949...	44,934
5 to 9 miles.....farms reporting 1950...	4051944.....	58,449
10 miles and over.....farms reporting 1950...	183	Fruits and nuts sold.....dollars 1949...	14,582
Average distance reported.....miles 1950...	61944.....	29,859
Distance over dirt or unimproved roads:		Horticultural specialties sold.....dollars 1949...	24,857
0.0 to 0.2 miles.....farms reporting 1950...	4671944.....	27,933
0.3 to 0.9 miles.....farms reporting 1950...	112	All livestock and livestock products sold.....dollars 1949...	4,725,046
1.0 to 4.9 miles.....farms reporting 1950...	2861944.....	3,239,280
5.0 miles and over.....farms reporting 1950...	50	Dairy products sold.....dollars 1949...	960,276
Average distance reported.....miles 1950...	1.31944.....	1,022,562
Kind of road on which farm is located:		Poultry and poultry products sold.....dollars 1949...	204,066
Hard surface.....farms reporting 1950...	3091944.....	252,161
Gravel, shell, or shale.....farms reporting 1950...	611	Livestock and livestock products, other than dairy and poultry, sold.....dollars 1949...	3,560,704
Dirt or unimproved.....farms reporting 1950...	1461944.....	1,963,557
		Forest products sold.....dollars 1949...	2,000
FARM LABOR*	1944.....	285
Week preceding enumeration:		HORSES AND MULES	
Family and/or hired workers.....farms reporting 1950...	954	Horses and/or mules.....farms reporting 1950...	727
.....persons 1950.....	1,885	Horses and colts, including ponies.....farms reporting 1950...	721
.....1945.....	942number 1950.....	862
Family workers, including operator.....farms reporting 1950...	9311945.....	2,811
Operators.....persons 1950.....	4051945.....	4,453
Unpaid members of operator's family.....farms reporting 1950...	620	Mules and mule colts.....farms reporting 1950...	30
.....persons 1950.....	1991945.....	44
Hired workers.....farms reporting 1950...	334number 1950.....	109
.....persons 1950.....	3341945.....	112
SPECIFIED FARM EXPENDITURES*		CATTLE AND DAIRY PRODUCTS	
Specified farm expenditures.....farms reporting 1949...	1,000	Cattle and calves.....farms reporting 1950...	944
Machine hire and/or hired labor.....farms reporting 1949...	8891945.....	954
Machine hire.....dollars 1949...	751number 1950...	30,324
.....dollars 1949...	234,6961945.....	29,108
Hired labor.....farms reporting 1949...	824,155	Cows, including heifers that have calved.....farms reporting 1950...	911
Feed for livestock and poultry.....dollars 1949...	8331945 ³	880
Livestock and poultry purchased.....dollars 1949...	889,498number 1950...	12,472
Seeds, bulbs, plants, and trees purchased.....farms reporting 1949...	7401945 ³	14,174
.....dollars 1949...	226,952	Milk cows.....farms reporting 1950...	879
Gasoline and other petroleum fuel and oil.....farms reporting 1949...	870number 1950...	6,394
Tractor repairs.....farms reporting 1949...	441,434	Heifers born before Jan. 1.....farms reporting 1950...	755
.....dollars 1949...	610number 1950...	6,769
Other farm machinery repairs.....farms reporting 1949...	123,454	Steers and bulls born before Jan. 1.....farms reporting 1950...	640
.....dollars 1949...	720number 1950...	6,203
	173,316	Calves born since Jan. 1.....farms reporting 1950...	729
FARMS BY TOTAL VALUE OF PRODUCTS SOLD	number 1950...	4,880
No sales.....number 1950...	33	Whole milk sold.....farms reporting 1949...	666
\$1 to \$249.....number 1950...	331944.....	713
\$250 to \$399.....number 1950...	15gallons 1949...	3,125,148
\$400 to \$599.....number 1950...	51944.....	3,774,504
\$600 to \$999.....number 1950...	82dollars 1949...	914,949
\$1,000 to \$1,499.....number 1950...	41	Cream sold.....farms reporting 1949...	67
\$1,500 to \$2,499.....number 1950...	1281944.....	143
\$2,500 to \$3,999.....number 1950...	139pounds of butterfat 1949...	58,872
\$4,000 to \$5,999.....number 1950...	2181944.....	201,260
\$6,000 to \$9,999.....number 1950...	219dollars 1949...	38,291
\$10,000 and over.....number 1950...	152	Butter, buttermilk, skim milk, and cheese sold.....farms reporting 1949...	4
	dollars 1949...	7,034
FARMS BY TYPE OF FARM		HOGS	
Field-crop farms other than Vegetable and fruit-and-nut.....number 1950...	256	Hogs and pigs.....farms reporting 1950...	360
Cash-grain.....number 1950...	2041945.....	452
Cotton.....number 1950...	number 1950...	4,340
Other field-crop.....number 1950...	521945.....	6,189
Vegetable farms.....number 1950...	10	4 months old and over.....farms reporting 1950...	193
Fruit-and-nut farms.....number 1950...	number 1950...	2,460
Dairy farms.....number 1950...	218	Less than 4 months old.....farms reporting 1950...	183
Poultry farms.....number 1950...	10number 1950...	2,640
		Sows and gilts for spring farrowing.....farms reporting 1950...	188
	1945.....	247
	number 1950...	649
	1945.....	813

¹Part-time farms include those with value of products sold of \$250-\$1,199 and operator either reporting 100 days or more of off-farm work or reporting other income exceeding value of agricultural products sold.
²Public and private institutional farms, community projects, etc.
³Cows and heifers 2 years old and over.

Item	County total	Item	County total
SHEEP AND WOOL		SPECIFIED CROPS HARVESTED	
Sheep and lambs.....farms reporting 1950...	132	Corn:	
1945.....	141	Corn for all purposes.....farms reporting 1949...	146
number 1950...	102,014	1944.....	168
1945.....	67,654	acres 1949...	1,268
1944.....		1944.....	1,263
Sheep and lambs born before Oct. 1, 1949...farms reporting 1950...	101	Harvested for grain.....farms reporting 1949...	110
number 1950...	51,922	1944.....	145
Ewes.....farms reporting 1950...	97	acres 1949...	721
1945 ¹	120	1944.....	1,026
number 1950...	51,290	bushels 1949...	31,314
1945 ¹	50,953	1944.....	42,690
Yearling ewes.....farms reporting 1950...	48	Cut for silage.....farms reporting 1949...	28
number 1950...	9,853	acres 1949...	374
Older ewes.....farms reporting 1950...	90	tons..green weight 1949...	4,123
number 1950...	41,437	Hogged or grazed, or cut for green	
Rams and wethers.....farms reporting 1950...	62	or dry fodder.....farms reporting 1949...	19
number 1950...	632	acres 1949...	173
Lambs born since Oct. 1, 1949.....farms reporting 1950...	127	Small grains:	
number 1950...	50,092	Grains grown together and threshed	
Sheep and lambs shorn.....farms reporting 1949...	87	as a mixture.....farms reporting 1949...	252
1944.....	110	acres 1949...	3,012
number shorn 1949...	53,361	bushels 1949...	115,907
Wool shorn.....pounds 1949...	566,188	Winter wheat threshed or combined.....farms reporting 1949...	51
1944.....	551,571	1944.....	13
Average date of enumeration.....1950...	Apr.15-Apr.28	acres 1949...	2,539
POULTRY AND POULTRY PRODUCTS		1944.....	1,722
Chickens, 4 months old and over, on hand...farms reporting 1950...	711	bushels 1949...	47,938
1945.....	908	1944.....	42,107
number 1950...	36,539	Spring wheat threshed or combined.....farms reporting 1949...	528
1945.....	59,274	1944.....	509
Chickens sold.....farms reporting 1949...	255	acres 1949...	8,573
number 1949...	23,725	1944.....	9,321
dollars 1949...	24,743	bushels 1949...	295,676
Chicken eggs sold.....farms reporting 1949...	310	1944.....	327,572
dozens 1949...	195,449	Oats threshed or combined.....farms reporting 1949...	280
dollars 1949...	78,449	1944.....	288
Turkeys, 4 months old and over, on hand....farms reporting 1950...	16	acres 1949...	2,766
number 1950...	3,058	1944.....	2,390
Turkeys raised.....farms reporting 1949...	18	bushels 1949...	133,445
1944.....	30	1944.....	130,827
number 1949...	15,546	Oats out for feeding unthreshed.....farms reporting 1949...	10
1944.....	23,529	1944.....	10
ANIMALS SOLD ALIVE		acres 1949...	167
Cattle, hogs, sheep, horses, or mules		1944.....	107
sold alive.....farms reporting 1949...	838	Barley threshed or combined.....farms reporting 1949...	271
dollars 1949...	3,238,831	1944.....	369
Cattle and/or calves sold alive.....farms reporting 1949...	756	acres 1949...	3,505
1944.....	731	1944.....	7,020
number 1949...	13,352	bushels 1949...	135,906
1944.....	10,191	1944.....	257,153
Cattle sold alive, excluding calves...farms reporting 1949...	624	Annual legumes:	
number 1949...	10,433	Dry field and seed beans harvested	
dollars 1949...	1,624,440	for beans.....farms reporting 1949...	536
Calves sold alive.....farms reporting 1949...	419	1944 ²	427
number 1949...	2,919	acres 1949...	11,371
dollars 1949...	240,647	1944 ²	9,465
Hogs and pigs sold alive.....farms reporting 1949...	335	100-lb. bags 1949...	201,597
1944.....	462	1944 ²	161,402
number 1949...	7,579	Dry field and seed peas, other than Austrian	
1944.....	15,922	winter peas, harvested for peas.....farms reporting 1949...	5
dollars 1949...	243,384	1944.....	29
Sheep and lambs sold alive.....farms reporting 1949...	88	acres 1949...	33
1944.....	119	1944.....	539
number 1949...	54,240	100-lb. bags 1949...	246
1944.....	58,622	1944.....	7,101
dollars 1949...	1,117,133	Hay crops:	
Horses and mules sold alive.....farms reporting 1949...	139	Land from which hay was cut.....farms reporting 1949...	898
number 1949...	301	1944.....	27,943
dollars 1949...	13,227	Alfalfa cut for hay (or for	
FARM SLAUGHTER		dehydrating).....farms reporting 1949...	890
Any cattle, hogs, or sheep butchered.....farms reporting 1949...	628	1944.....	888
Cattle and/or calves butchered.....farms reporting 1949...	481	acres 1949...	25,737
number 1949...	687	1944.....	29,784
Cattle butchered, excluding calves...farms reporting 1949...	206	1944.....	84,376
1944.....	266	1944.....	87,706
number 1949...	281	Clover or timothy cut for hay.....farms reporting 1949...	120
1944.....	335	1944.....	42
Calves butchered.....farms reporting 1949...	289	acres 1949...	1,400
1944.....	170	1944.....	393
number 1949...	406	tons 1949...	1,925
1944.....	223	1944.....	553
Hogs and pigs butchered.....farms reporting 1949...	390	Oats, wheat, barley, rye, or other small	
1944.....	444	grain cut for hay.....farms reporting 1949...	30
number 1949...	803	1944.....	9
1944.....	793	acres 1949...	283
Sheep and lambs butchered.....farms reporting 1949...	49	1944.....	70
number 1949...	270	tons 1949...	495
Meat, lard, hides, and other products sold		1944.....	118
from animals butchered.....farms reporting 1949...	44	Wild hay cut.....farms reporting 1949...	6
dollars 1949...	24,580	1944.....	1
		acres 1949...	130
		1944.....	20
		tons 1949...	156
		1944.....	20


¹Ewes and ewe lambs kept for breeding.
²Does not include soybeans.

Item	County total	Item	County total
SPECIFIED CROPS HARVESTED—Continued		SPECIFIED CROPS HARVESTED—Continued	
Hay crops—Continued		Vegetables harvested for sale—Continued	
Other hay cut.....farms reporting 1949...	13	Tomatoes.....farms reporting 1949...	2
acres 1949...	393	1944.....	5
1944.....	7	acres 1949...	1
tons 1949...	907	1944.....	11
1944.....	14	Watermelons.....farms reporting 1949...	11
Field crops (other):		acres 1949...	30
Alfalfa seed harvested.....farms reporting 1949...	65	Other vegetables.....acres 1949.....	
1944.....	31		
acres 1949...	1,097	Berries and other small fruit harvested for sale:	
1944.....	540	Strawberries.....farms reporting 1949...	20
pounds 1949...	145,499	acres 1949...	8
1944.....	56,880	quarts 1949...	16,128
Red clover seed harvested.....farms reporting 1949...	220	Raspberries (tame).....farms reporting 1949...	1
1944.....	123	acres 1949...	3
acres 1949...	2,424	quarts 1949...	1,925
1944.....	1,206	Tree fruits, nuts, and grapes:	
pounds 1949...	631,543	Land in bearing and nonbearing fruit orchards, groves,	
1944.....	372,720	vineyards, and planted nut trees.....farms reporting 1950...	335
Alsike clover seed harvested.....farms reporting 1949...	4	1945.....	41
acres 1949...	55	acres 1950*	145
pounds 1949...	13,401	1945.....	97
Austrian winter peas, including Dixie Wonder,		Apples.....farms reporting 1950...	230
harvested.....farms reporting 1949.....		1945.....	336
acres 1949.....		trees of all ages..number 1950...	3,368
pounds 1949.....		1945.....	7,351
Irish potatoes harvested for home use or for		trees not of bearing age..number 1950...	669
sale.....farms reporting 1949.....	264	trees of bearing age..number 1950...	2,699
1944.....	246	quantity harvested..bushels 1949...	11,190
acres 1949...	2,784	1944.....	18,248
1944.....	3,532	Peaches.....farms reporting 1950...	162
100-lb. bags 1949...	458,491	1945.....	238
1944.....	507,141	trees of all ages..number 1950...	2,912
Popcorn harvested.....farms reporting 1949...	2	1945.....	3,641
acres 1949...	14	trees not of bearing age..number 1950...	116
100 lb. ear corn 1949...	240	trees of bearing age..number 1950...	2,796
Sugar beets harvested for sugar.....farms reporting 1949...	78	quantity harvested..bushels 1949...	559
1944.....	51	1944.....	3,905
acres 1949...	842	Pears.....farms reporting 1950...	155
1944.....	602	1945.....	206
tons 1949...	13,606	trees of all ages..number 1950...	204
1944.....	9,418	1945.....	1,207
Root and grain crops hogged or grazed,		trees not of bearing age..number 1950...	162
other than corn.....farms reporting 1949...	5	trees of bearing age..number 1950...	42
acres 1949...	66	quantity harvested..bushels 1949...	559
Vegetables harvested for home use (other than		1944.....	962
Irish and sweet potatoes).....farms reporting 1949...	712	Sour cherries.....farms reporting 1950...	117
1944.....	846	trees of all ages..number 1950...	248
Vegetables harvested for sale.....farms reporting 1949...	71	trees not of bearing age..number 1950...	92
1944.....	79	trees of bearing age..number 1950...	156
acres 1949...	672	quantity harvested..pounds 1949...	4,062
1944.....	511	Sweet cherries.....farms reporting 1950...	128
sold dollars 1949...	44,934	trees of all ages..number 1950...	633
1944.....	58,449	trees not of bearing age..number 1950...	190
Green beans (snap, string, or wax).....farms reporting 1949...	4	trees of bearing age..number 1950...	443
1944.....	1	quantity harvested..pounds 1949...	3,387
acres 1949...	31	Plums and prunes.....farms reporting 1950...	141
Cabbage.....farms reporting 1949.....	1	1945.....	137
1944.....	1	trees of all ages..number 1950...	464
acres 1949...	(*)	1945.....	476
Cantaloups and muskmelons.....farms reporting 1949...	7	trees not of bearing age..number 1950...	184
acres 1949...	14	trees of bearing age..number 1950...	280
Carrots.....farms reporting 1949...	2	quantity harvested..bushels 1949...	280
acres 1949...	9	1944.....	1,893
Sweet corn.....farms reporting 1949...	57	Apricots.....farms reporting 1950...	224
1944.....	48	1945.....	276
acres 1949...	583	trees of all ages..number 1950...	1,114
1944.....	328	1945.....	1,099
Lettuce and romaine.....farms reporting 1949...		trees not of bearing age..number 1950...	254
acres 1949...		trees of bearing age..number 1950...	860
Dry onions.....farms reporting 1949...	1	quantity harvested..pounds 1949...	16,153
acres 1949...	4	1944.....	48,646
Green peas.....farms reporting 1949.....	1	Grapes.....farms reporting 1950...	93
1944.....	1	1945.....	94
acres 1949...	2	vines of all ages..number 1950...	2,328
1944.....	2	1945.....	2,506
		trees not of bearing age..number 1950...	258
		vines of bearing age..number 1950...	2,070
		quantity harvested..pounds 1949...	12,151
		1944.....	17,915

*For 1949, does not include acres for farms with less than 10 bags harvested.
 *For 1950, does not include acres for farms reporting less than 1/2 acre.
 *Less than one acre.

1950 CENSUS OF AGRICULTURE

FARMS, FARM CHARACTERISTICS, FARM PRODUCTS



For release February 20, 1951

IDAHO, IDAHO

(82-025) Series AC50-1

This release presents figures from the 1950 Census of Agriculture, together with available comparative data from the 1945 Census of Agriculture. The figures from the 1950 Census are preliminary and are subject to revision. A similar report will be released for every county in the United States. A preliminary report, carrying State totals only, will be issued following the publication of figures for all of the counties in the State. After that, final figures for this county and for other counties in the State will be published in a State Report.

Generally, the data for both 1950 and 1945 are based upon the tabulation of reports for all farms in the county. However, the 1950 data for items followed by a star (*) represent estimates for all farms made on the basis of reports from a sample of approximately 20 percent of the farms.

Inventory items are for April 1, 1950 and January 1, 1945; and production items are for the calendar years 1949 and 1944.

Item	County total	Item	County total
FARMS, ACREAGE, AND VALUE		FARMS BY SIZE	
Farms.....number 1950...	1,155	Under 10 acres.....number 1950...	28
1945.....	1,324	1945.....	70
Approximate land area.....acres 1950...	5,449,600	Under 3 acres.....number 1950...	2
1945.....	13.8	1945.....	17
Proportion in farms.....percent 1950...	570,597	3 to 9 acres.....number 1950...	26
1945.....	216,450	1945.....	53
Land owned by farm operators.....acres 1950...	1,375	10 to 29 acres.....number 1950...	47
1945.....	34,200	1945.....	77
Land rented from others by farm operators.....acres 1950...	754,422	30 to 49 acres.....number 1950...	43
1945.....	774,640	1945.....	50
Average size of farm.....acres 1950...	653.2	50 to 69 acres.....number 1950...	19
1945.....	585.1	1945.....	25
Value of land and buildings.....average per farm, dollars 1950*	31,183	70 to 99 acres.....number 1950...	58
1945.....	14,364	1945.....	56
average per acre, dollars 1950*	47.73	100 to 139 acres.....number 1950...	46
1945.....	24.55	1945.....	67
Land in farms according to use:		140 to 179 acres.....number 1950...	125
Cropland harvested.....farms reporting 1949...	1,066	1945.....	167
1944.....	1,233	180 to 219 acres.....number 1950...	69
acres 1949.....	179,474	1945.....	69
1944.....	175,284	220 to 259 acres.....number 1950...	62
1 to 9 acres.....farms reporting 1949...	85	1945.....	61
1944.....	152	260 to 499 acres.....number 1950...	304
10 to 19 acres.....farms reporting 1949...	89	1945.....	321
1944.....	108	500 to 999 acres.....number 1950...	212
20 to 29 acres.....farms reporting 1949...	64	1945.....	201
1944.....	85	1,000 acres and over.....number 1950...	142
30 to 49 acres.....farms reporting 1949...	103	1945.....	160
1944.....	140		
50 to 99 acres.....farms reporting 1949...	164	FARMS BY COLOR AND TENURE OF OPERATOR	
1944.....	207	Farms by color of operator:	
100 to 199 acres.....farms reporting 1949...	260	White operators.....number 1950...	1,146
1944.....	252	1945.....	1,296
200 acres and over.....farms reporting 1949...	301	Nonwhite operators.....number 1950...	9
1944.....	289	1945.....	28
Cropland used only for pasture.....farms reporting 1949...	321	Farms by tenure of operator:	
1944.....	334	Full owners.....number 1950...	643
acres 1949.....	10,707	1945.....	677
1944.....	8,744	Part owners.....number 1950...	338
Cropland not harvested and not pastured..farms reporting 1949...	417	1945.....	407
1944.....	22,381	Managers.....number 1950...	3
acres 1949.....	30,346	1945.....	8
1944.....	341	All tenants.....number 1950...	171
Cultivated summer fallow.....farms reporting 1949...	18,540	1945.....	232
1944.....	204	Proportion of tenancy.....percent 1950...	14.8
1 to 49 acres.....farms reporting 1949...	130	1945.....	17.5
1944.....	7	Cash tenants.....number 1950...	43
50 to 199 acres.....farms reporting 1949...	124	1945.....	92
1944.....	3,841	Share-cash tenants.....number 1950...	30
200 acres and over.....farms reporting 1949...	567	1945.....	20
1944.....	392	Share tenants and croppers.....number 1950...	79
Other.....farms reporting 1949...	166,048	1945.....	99
1944.....	90,776	Crop-share tenants and croppers.....number 1950...	59
Woodland pastured.....farms reporting 1949...	136	1945.....	20
1944.....	80	Livestock-share tenants.....number 1950...	19
Woodland not pastured.....farms reporting 1949...	18,614	1945.....	21
1944.....	10,833	Other tenants.....number 1950...	9
Other pasture (not cropland and not woodland).....farms reporting 1949...	736	1945.....	10
1944.....	963	Unspecified tenants.....number 1950...	
Other land (house lots, roads, wasteland, etc.).....farms reporting 1949...	339,736		
1944.....	445,901	SPECIFIED FACILITIES AND EQUIPMENT*	
Irrigated land in farms.....farms reporting 1949...	1,098	Telephone.....farms reporting 1950...	721
1944.....	1,250	1945.....	909
Land irrigated by sprinklers.....farms reporting 1949...	17,462	Electricity.....farms reporting 1950...	867
1944.....	12,756	1945.....	608
From a power line.....farms reporting 1950...	81	Average of last monthly electric bill.....dollars 1950...	8.32
Average of last monthly electric bill.....dollars 1950...	104	Electric water pump.....farms reporting 1950...	41.0
Electric water pump.....farms reporting 1950...	1,432	Electric hot-water heater.....farms reporting 1950...	374
Electric hot-water heater.....farms reporting 1950...	2,121	Home freezer.....farms reporting 1950...	159
Home freezer.....farms reporting 1950...		Electric washing machine.....farms reporting 1950...	788
Electric washing machine.....farms reporting 1950...		Electric chick brooder.....farms reporting 1950...	303
Electric chick brooder.....farms reporting 1950...		Electric power feed grinder.....farms reporting 1950...	62
Electric power feed grinder.....farms reporting 1950...		Milking machine.....farms reporting 1950...	95
Milking machine.....farms reporting 1950...		Grain combines.....farms reporting 1950...	517
Grain combines.....farms reporting 1950...		number 1950.....	628
Corn pickers.....farms reporting 1950...		Corn pickers.....farms reporting 1950...	
number 1950.....		number 1950.....	
Pick-up hay balers.....farms reporting 1950...		Pick-up hay balers.....farms reporting 1950...	45
number 1950.....		number 1950.....	50
Upright silos.....farms reporting 1950...		Upright silos.....farms reporting 1950...	25
number 1950.....		number 1950.....	25
Fit or trench silos.....farms reporting 1950...		Fit or trench silos.....farms reporting 1950...	
number 1950.....		number 1950.....	
FARM OPERATORS			
Residing on farm operated.....operators reporting 1950...	1,038		
1945.....	1,191		
Not residing on farm operated.....operators reporting 1950...	105		
1945.....	126		
With other income of family exceeding value of agricultural products sold.....operators reporting 1949...	287		
1944.....	489		
Working off their farm, total.....operators reporting 1949...	368		
1944.....	222		
100 days or more.....operators reporting 1949...	170		
1944.....	170		

*Data for 1944 not strictly comparable with those for 1949.

Item	County total	Item	County total
SPECIFIED FACILITIES AND EQUIPMENT*--Continued		FARMS BY TYPE OF FARM--Continued	
Motortrucks.....farms reporting 1950...	838	Livestock farms other than dairy and poultry.....number 1950...	246
.....farms reporting 1945.....	774	General farms.....number 1950.....	166
.....number 1950.....	1,177number 1950.....	30
Tractors.....farms reporting 1950.....	812number 1950.....	10
.....farms reporting 1945.....	590number 1950.....	126
.....number 1950.....	1,262	Miscellaneous and unclassified farms.....number 1950.....	304
.....farms reporting 1945.....	699		
.....number 1950.....	531	FARMS BY ECONOMIC CLASS	
.....number 1950.....	595	Commercial farms.....number 1950.....	903
Garden tractors.....farms reporting 1950.....	63	Class I (Value of products sold, \$25,000 or more).....number 1950.....	52
.....number 1950.....	504	Class II (Value of products sold, \$10,000-\$24,999).....number 1950.....	208
Crawler tractors.....farms reporting 1950.....	602	Class III (Value of products sold, \$5,000-\$9,999).....number 1950.....	223
.....number 1950.....	668	Class IV (Value of products sold, \$2,500-\$4,999).....number 1950.....	248
Automobiles.....farms reporting 1945.....	714	Class V (Value of products sold, \$1,200-\$2,499).....number 1950.....	127
.....number 1945.....	913	Class VI (Value of products sold, \$250-\$1,199) ¹number 1950.....	45
.....number 1945.....	786	Other farms.....number 1950.....	252
Farms by class of work power:		Part-time.....number 1950.....	84
No tractor, horses, or mules.....farms reporting 1950.....	132	Residential (Less than \$250 value of products sold).....number 1950.....	168
No tractor and only 1 horse or mule.....farms reporting 1950.....	15	Abnormal ²number 1950.....
No tractor and 2 or more horses and/or mules.....farms reporting 1950.....	188		
Tractor and horses and/or mules.....farms reporting 1950.....	581	VALUE OF PRODUCTS SOLD, BY SOURCE	
Tractor and no horses or mules.....farms reporting 1950.....	239	All farm products sold.....dollars 1949.....	8,754,355
	dollars 1944.....	7,700,062
TRADING CENTER AND ROAD*		All crops sold.....dollars 1949.....	5,428,682
Distance to trading center visited most frequently:	dollars 1944.....	4,510,011
Under 1 mile.....farms reporting 1950.....	67	Field crops, other than vegetables and fruits and nuts sold.....dollars 1949.....	5,418,415
1 to 4 miles.....farms reporting 1950.....	337dollars 1944.....	4,487,213
5 to 9 miles.....farms reporting 1950.....	257	Vegetables sold.....dollars 1949.....	3,320
10 miles and over.....farms reporting 1950.....	413dollars 1944.....	5,007
Average distance reported.....miles 1950.....	9	Fruits and nuts sold.....dollars 1949.....	6,947
Distance over dirt or unimproved roads:	dollars 1944.....	13,296
0.0 to 0.2 miles.....farms reporting 1950.....	499	Horticultural specialties sold.....dollars 1949.....
0.3 to 0.9 miles.....farms reporting 1950.....	477dollars 1944.....	4,495
1.0 to 4.9 miles.....farms reporting 1950.....	221	All livestock and livestock products sold.....dollars 1949.....	3,164,862
5.0 miles and over.....farms reporting 1950.....	177dollars 1944.....	3,143,305
Average distance reported.....miles 1950.....	3.7	Dairy products sold.....dollars 1949.....	255,174
Kind of road on which farm is located:	dollars 1944.....	265,956
Hard surface.....farms reporting 1950.....	72	Poultry and poultry products sold.....dollars 1949.....	100,422
Gravel, shell, or shale.....farms reporting 1950.....	609dollars 1944.....	266,854
Dirt or unimproved.....farms reporting 1950.....	374	Livestock and livestock products, other than dairy and poultry, sold.....dollars 1949.....	2,809,366
	dollars 1944.....	2,608,495
FARM LABOR*		Forest products sold.....dollars 1949.....	160,711
Week preceding enumeration:	dollars 1944.....	44,746
Family and/or hired workers.....farms reporting 1950.....	989		
.....persons 1950.....	1,816	HORSES AND MULES	
Family workers, including operator.....farms reporting 1950.....	986	Horses and/or mules.....farms reporting 1950.....	789
Operators.....persons 1950.....	931	Horses and colts, including ponies.....farms reporting 1950.....	783
Unpaid members of operator's family.....farms reporting 1950.....	405number 1950.....	1,008
.....persons 1950.....	619number 1945.....	3,563
Hired workers.....farms reporting 1950.....	170number 1950.....	5,399
.....persons 1950.....	266	Mules and mule colts.....farms reporting 1950.....	61
	number 1945.....	73
	number 1950.....	413
	number 1945.....	412
SPECIFIED FARM EXPENDITURES*		CATTLE AND DAIRY PRODUCTS	
Specified farm expenditures.....farms reporting 1949.....	1,058	Cattle and calves.....farms reporting 1950.....	1,001
Machine hire and/or hired labor.....farms reporting 1949.....	762number 1950.....	1,135
Machine hire.....dollars 1949.....	446number 1945.....	35,309
Hired labor.....farms reporting 1949.....	141,973number 1945.....	43,475
.....dollars 1949.....	647	Cows, including heifers that have calved.....farms reporting 1950.....	991
Feed for livestock and poultry.....farms reporting 1949.....	509,933number 1945 ³	1,117
.....dollars 1949.....	884number 1950.....	15,038
Livestock and poultry purchased.....farms reporting 1949.....	484,887number 1945 ³	20,179
.....dollars 1949.....	765	Milk cows.....farms reporting 1950.....	861
Seeds, bulbs, plants, and trees purchased.....farms reporting 1949.....	742,160number 1950.....	3,472
.....dollars 1949.....	680	Heifers born before Jan. 1.....farms reporting 1950.....	768
Gasoline and other petroleum fuel and oil.....farms reporting 1949.....	243,317number 1950.....	6,980
.....dollars 1949.....	932	Steers and bulls born before Jan. 1.....farms reporting 1950.....	738
Tractor repairs.....farms reporting 1949.....	529,678number 1950.....	7,722
.....dollars 1949.....	652	Calves born since Jan. 1.....farms reporting 1950.....	730
Other farm machinery repairs.....farms reporting 1949.....	167,565number 1950.....	5,569
.....dollars 1949.....	691	Whole milk sold.....farms reporting 1949.....	84
	182,268dollars 1944.....	47
FARMS BY TOTAL VALUE OF PRODUCTS SOLD	gallons 1949.....	248,351
No sales.....number 1950.....	69dollars 1949.....	111,966
\$1 to \$249.....number 1950.....	99	Cream sold.....farms reporting 1949.....	91,392
\$250 to \$399.....number 1950.....	26number 1950.....	519
\$400 to \$599.....number 1950.....	26pounds of butterfat 1949.....	742
\$600 to \$999.....number 1950.....	61pounds of butterfat 1944.....	289,829
\$1,000 to \$1,499.....number 1950.....	61dollars 1949.....	441,519
\$1,500 to \$2,499.....number 1950.....	82	Butter, buttermilk, skim milk, and cheese sold.....farms reporting 1949.....	163,500
\$2,500 to \$3,999.....number 1950.....	147dollars 1949.....	2
\$4,000 to \$5,999.....number 1950.....	162		
\$6,000 to \$9,999.....number 1950.....	162	HOGS	
\$10,000 and over.....number 1950.....	260	Hogs and pigs.....farms reporting 1950.....	536
	number 1945.....	762
FARMS BY TYPE OF FARM	number 1950.....	10,116
Field-crop farms other than vegetable and fruit-and-nut.....number 1950.....	404number 1945.....	23,701
Cash-grain.....number 1950.....	404	4 months old and over.....farms reporting 1950.....	488
Cotton.....number 1950.....number 1950.....	5,096
Other field-crop.....number 1950.....	Less than 4 months old.....farms reporting 1950.....	311
Vegetable farms.....number 1950.....	5number 1950.....	5,020
Fruit-and-nut farms.....number 1950.....	5	Sows and gilts for spring farrowing.....farms reporting 1950.....	345
Dairy farms.....number 1950.....	25number 1945.....	598
Poultry farms.....number 1950.....number 1950.....	1,332
	number 1945.....	2,719

¹Part-time farms include those with value of products sold of \$250-\$1,199 and operator either reporting 100 days or more of off-farm work or reporting other income exceeding value of agricultural products sold.
²Public and private institutional farms, community projects, etc.
³Cows and heifers 2 years old and over.

Item	County total	Item	County total
SHEEP AND WOOL		SPECIFIED CROPS HARVESTED	
Sheep and lambs.....farms reporting 1950...	59	Corn:	
.....farms reporting 1945...	110	Corn for all purposes.....farms reporting 1949...	17
.....number 1950...	12,241farms reporting 1944...	33
.....farms reporting 1945...	13,447acres 1949...	46
.....number 1945...	58farms reporting 1944...	134
Sheep and lambs born before Oct. 1, 1949.....farms reporting 1950...	10,055	Harvested for grain.....farms reporting 1949...	8
.....farms reporting 1950...	58farms reporting 1944...	20
Ewes.....farms reporting 1950...	91acres 1949...	11
.....farms reporting 1945 ¹ ...	9,823acres 1944...	63
.....number 1950...	13,044bushels 1949...	192
.....number 1945 ¹ ...	36farms reporting 1944...	1,950
Yearling ewes.....farms reporting 1950...	1,009	Cut for silage.....farms reporting 1949...	3
.....farms reporting 1950...	53acres 1949...	12
Older ewes.....farms reporting 1950...	8,814tons green weight 1949...	54
.....farms reporting 1950...	34	Hogged or grazed, or cut for green	
Rams and wethers.....farms reporting 1950...	232	or dry fodder.....farms reporting 1949...	7
.....number 1950...	41acres 1949...	23
Lambs born since Oct. 1, 1949.....farms reporting 1950...	2,186	Small grains:	
.....number 1950...	50	Grains grown together and threshed	
Sheep and lambs shorn.....farms reporting 1949...	90	as a mixture.....farms reporting 1949...	18
.....number shorn 1949...	9,373acres 1949...	547
Wool shorn.....pounds 1949...	77,082bushels 1949...	17,663
.....pounds 1944...	122,207	Winter wheat threshed or combined.....farms reporting 1949...	594
Average date of enumeration.....1950...	Apr. 15-Apr. 28farms reporting 1944...	542
POULTRY AND POULTRY PRODUCTS	acres 1949...	70,634
Chickens, 4 months old and over, on hand....farms reporting 1950...	885bushels 1944...	44,793
.....farms reporting 1945...	1,109farms reporting 1944...	2,107,554
.....number 1950...	46,468acres 1944...	1,431,756
.....farms reporting 1945...	72,329bushels 1944...	341
Chickens sold.....farms reporting 1949...	243	Spring wheat threshed or combined.....farms reporting 1944...	318
.....number 1949...	15,449acres 1949...	20,563
.....dollars 1949...	16,235acres 1944...	16,739
Chicken eggs sold.....farms reporting 1949...	455bushels 1949...	437,558
.....dozens 1949...	197,588farms reporting 1944...	418,406
.....dollars 1949...	82,069	Oats threshed or combined.....farms reporting 1949...	218
Turkeys, 4 months old and over, on hand....farms reporting 1950...	22farms reporting 1944...	262
.....number 1950...	110acres 1949...	3,807
Turkeys raised.....farms reporting 1949...	27acres 1944...	5,289
.....farms reporting 1944...	51bushels 1949...	104,027
.....number 1949...	334farms reporting 1944...	161,538
.....farms reporting 1944...	27,028	Oats out for feeding unthreshed.....farms reporting 1949...	40
ANIMALS SOLD ALIVE	farms reporting 1944...	134
Cattle, hogs, sheep, horses, or mules	acres 1949...	569
sold alive.....farms reporting 1949...	913farms reporting 1944...	1,734
.....dollars 1949...	2,765,668	Barley threshed or combined.....farms reporting 1949...	430
Cattle and/or calves sold alive.....farms reporting 1949...	831farms reporting 1944...	464
.....farms reporting 1944...	928acres 1949...	24,983
.....number 1949...	16,012acres 1944...	27,843
.....number 1944...	18,253bushels 1949...	670,188
Cattle sold alive, excluding calves....farms reporting 1949...	707farms reporting 1944...	937,707
.....number 1949...	11,550	Annual legumes:	
.....dollars 1949...	1,742,341	Dry field and seed beans harvested	
Calves sold alive.....farms reporting 1949...	483	for beans.....farms reporting 1949...	2
.....number 1949...	4,462farms reporting 1944...	4
.....dollars 1949...	323,714acres 1949...	45
Hogs and pigs sold alive.....farms reporting 1949...	585acres 1944...	20
.....farms reporting 1944...	806100-lb. bags 1949...	361
.....number 1949...	15,966farms reporting 1944...	71
.....number 1944...	40,696	Dry field and seed peas, other than Austrian	
.....dollars 1949...	564,133	winter peas, harvested for peas.....farms reporting 1949...	77
Sheep and lambs sold alive.....farms reporting 1949...	43farms reporting 1944...	273
.....farms reporting 1944...	78acres 1949...	5,109
.....number 1949...	8,673acres 1944...	29,620
.....number 1944...	12,168100-lb. bags 1949...	46,831
Horses and mules sold alive.....farms reporting 1949...	79farms reporting 1944...	378,827
.....farms reporting 1944...	186	Hay crops:	
.....dollars 1949...	7,903	Land from which hay was cut.....farms reporting 1949...	960
FARM SLAUGHTER	farms reporting 1944...	34,598
Any cattle, hogs, or sheep butchered.....farms reporting 1949...	730	Alfalfa cut for hay (or for	
Cattle and/or calves butchered.....farms reporting 1949...	417	dehydrating).....farms reporting 1949...	539
.....farms reporting 1944...	524farms reporting 1944...	680
.....number 1949...	247acres 1949...	10,180
Cattle butchered, excluding calves....farms reporting 1949...	333acres 1944...	14,595
.....farms reporting 1944...	306tons 1949...	13,627
.....number 1949...	451farms reporting 1944...	19,908
.....number 1944...	183	Clover or timothy cut for hay.....farms reporting 1949...	306
Calves butchered.....farms reporting 1949...	126farms reporting 1944...	340
.....farms reporting 1944...	218acres 1949...	7,213
.....number 1949...	197acres 1944...	7,305
Hogs and pigs butchered.....farms reporting 1949...	616tons 1949...	8,401
.....farms reporting 1944...	837farms reporting 1944...	9,656
.....number 1949...	1,449	Oats, wheat, barley, rye, or other small	
.....number 1944...	2,148	grain cut for hay.....farms reporting 1949...	523
Sheep and lambs butchered.....farms reporting 1949...	29farms reporting 1944...	719
.....farms reporting 1944...	111acres 1949...	11,425
Meat, lard, hides, and other products sold	acres 1944...	15,089
from animals butchered.....farms reporting 1949...	92tons 1949...	13,794
.....dollars 1949...	3,944farms reporting 1944...	21,736
		Wild hay cut.....farms reporting 1949...	133
	farms reporting 1944...	67
	acres 1949...	2,962
	acres 1944...	1,831
	tons 1949...	2,888
	farms reporting 1944...	1,781

¹Ewes and ewe lambs kept for breeding.
²Does not include soybeans.

Item	County total	Item	County total	
SPECIFIED CROPS HARVESTED—Continued		SPECIFIED CROPS HARVESTED—Continued		
Hay crops—Continued		Vegetables harvested for sale—Continued		
Other hay cut.....farms reporting 1949....	137	Tomatoes.....farms reporting 1949....	7	
			1944.....	16
acres 1949....	3,430	acres 1949....	1	
1944....	2,113	1944....	4	
tons 1949....	4,204	Watermelons.....farms reporting 1949....	4	
1944....	2,142	acres 1949....	2	
Field crops (other):		Other vegetables.....acres 1949....	
Alfalfa seed harvested.....farms reporting 1949....	Berries and other small fruit harvested for sale:		
1944.....	1	Strawberries.....farms reporting 1949....	8	
acres 1949....	acres 1949....	8	
1944....	13	quarts 1949....	4,239	
pounds 1949....	Raspberries (tame).....farms reporting 1949....	16	
1944....	360	acres 1949....	2	
Red clover seed harvested.....farms reporting 1949....	22	quarts 1949....	3,731	
1944....	18	Tree fruits, nuts, and grapes:		
acres 1949....	296	Land in bearing and nonbearing fruit orchards, groves,		
1944....	225	vineyards, and planted nut trees.....farms reporting 1950....	475	
pounds 1949....	29,792	1945....	169	
1944....	26,880	acres 1950 ¹	190	
Alsike clover seed harvested.....farms reporting 1949....	110	1945....	290	
acres 1949....	3,535	Apples.....farms reporting 1950....	442	
pounds 1949....	531,475	1945....	231	
Austrian winter peas, including Dixie Wonder, harvested.....farms reporting 1949....	183	trees of all ages..number 1950....	5,305	
acres 1949....	13,807	1945....	3,742	
pounds 1949....	12,402,104	trees not of bearing age..number 1950....	575	
Irish potatoes harvested for home use or for sale.....farms reporting 1949....	201	trees of bearing age..number 1950....	4,730	
1944....	259	quantity harvested..bushels 1949....	4,726	
acres 1949....	263	1944....	6,365	
1944....	210	Peaches.....farms reporting 1950....	111	
100-lb. bags 1949....	8,537	1945....	104	
1944....	8,223	trees of all ages..number 1950....	1,371	
Popcorn harvested.....farms reporting 1949....	1945....	1,845	
acres 1949....	trees not of bearing age..number 1950....	283	
1944....	trees of bearing age..number 1950....	1,088	
100 lb. ear corn 1949....	quantity harvested..bushels 1949....	1,003	
Sugar beets harvested for sugar.....farms reporting 1949....	1944....	4,310	
1944....	Pears.....farms reporting 1950....	235	
acres 1949....	1945....	142	
1944....	trees of all ages..number 1950....	809	
acres 1949....	1945....	517	
1944....	trees not of bearing age..number 1950....	152	
tons 1949....	trees of bearing age..number 1950....	637	
1944....	quantity harvested..bushels 1949....	751	
Root and grain crops hogged or grazed, other than corn.....farms reporting 1949....	10	1944....	848	
acres 1949....	148	Sour cherries.....farms reporting 1950....	156	
Vegetables harvested for home use (other than Irish and sweet potatoes).....farms reporting 1949....	670	trees of all ages..number 1950....	457	
1944....	1,127	trees not of bearing age..number 1950....	96	
Vegetables harvested for sale.....farms reporting 1949....	16	trees of bearing age..number 1950....	361	
1944....	26	quantity harvested..pounds 1949....	6,633	
acres 1949....	10	Sweet cherries.....farms reporting 1950....	236	
1944....	17	trees of all ages..number 1950....	718	
sold dollars 1949....	3,320	trees not of bearing age..number 1950....	178	
1944....	5,007	trees of bearing age..number 1950....	540	
Green beans (snap, string, or wax).....farms reporting 1949....	2	quantity harvested..pounds 1949....	44,239	
1944....	4	Plums and prunes.....farms reporting 1950....	309	
acres 1949....	(*)	1945....	154	
1944....	1	trees of all ages..number 1950....	1,402	
Cabbage.....farms reporting 1949....	2	1945....	696	
1944....	6	trees not of bearing age..number 1950....	213	
acres 1949....	(*)	trees of bearing age..number 1950....	1,189	
1944....	1	quantity harvested..bushels 1949....	1,095	
Cantaloups and muskmelons.....farms reporting 1949....	3	1944....	714	
acres 1949....	1	Apricots.....farms reporting 1950....	116	
Carrots.....farms reporting 1949....	3	1945....	100	
acres 1949....	(*)	trees of all ages..number 1950....	357	
Sweet corn.....farms reporting 1949....	8	1945....	331	
1944....	9	trees not of bearing age..number 1950....	111	
acres 1949....	5	trees of bearing age..number 1950....	245	
1944....	2	quantity harvested..pounds 1949....	10,691	
Lettuce and romaine.....farms reporting 1949....	1944....	23,501	
acres 1949....	Grapes.....farms reporting 1950....	93	
Dry onions.....farms reporting 1949....	1	1945....	50	
acres 1949....	(*)	vines of all ages..number 1950....	740	
1944....	1945....	1,186	
Green peas.....farms reporting 1949....	trees not of bearing age..number 1950....	208	
acres 1949....	vines of bearing age..number 1950....	532	
1944....	1	quantity harvested..pounds 1949....	4,118	
		1944....	9,735	

¹For 1949, does not include acres for farms with less than 10 bags harvested.

²For 1950, does not include acres for farms reporting less than 1/2 acre.

*Less than 1 acre.


U. S. DEPARTMENT OF COMMERCE

Preliminary

1950 CENSUS OF AGRICULTURE

FARMS, FARM CHARACTERISTICS, FARM PRODUCTS

BUREAU OF THE CENSUS



For release February 20, 1951

JEFFERSON, IDAHO

(82-026) Series AC50-1

This release presents figures from the 1950 Census of Agriculture, together with available comparative data from the 1945 Census of Agriculture. The figures from the 1950 Census are preliminary and are subject to revision. A similar report will be released for every county in the United States. A preliminary report, carrying State totals only, will be issued following the publication of figures for all of the counties in the State. After that, final figures for this county and for other counties in the State will be published in a State Report.

Generally, the data for 1950 and 1945 are based upon the tabulation of reports for all farms in the county. However, the 1950 data for items followed by a star (*) represent estimates for all farms made on the basis of reports from a sample of approximately 20 percent of the farms.

Inventory items are for April 1, 1950 and January 1, 1945; and production items are for the calendar years 1949 and 1944.

Item	County total	Item	County total
FARMS, ACREAGE, AND VALUE		FARMS BY SIZE	
Farms.....number 1950...	1,255	Under 10 acres.....number 1950...	72
.....1945...	1,3361945...	114
Approximate land area.....acres 1950...	696,960	Under 3 acres.....number 1950...	16
.....1945...	44.71945...	36
Proportion in farms.....percent 1950...	252,821	3 to 9 acres.....number 1950...	56
Land owned by farm operators.....acres 1950...	71,5651945...	78
Land rented from others by farm operators.....acres 1950...	23	10 to 29 acres.....number 1950...	75
Land managed by farm operators.....acres 1950...	12,6761945...	98
Land rented to others by farm operators.....acres 1950...	311,756	30 to 49 acres.....number 1950...	182
Land in farms.....acres 1950...	311,7551945...	203
Average size of farm.....acres 1950...	243.4	50 to 69 acres.....number 1950...	121
.....1945...	233.31945...	113
Value of land and buildings.....average per farm, dollars 1950*	17,363	70 to 99 acres.....number 1950...	281
.....1945...	10,1821945...	282
average per acre, dollars 1950*	76.50	100 to 139 acres.....number 1950...	119
.....1945...	43.841945...	123
Land in farms according to use:		140 to 179 acres.....number 1950...	147
Cropland harvested.....farms reporting 1949...	1,1931945...	144
.....1944...	1,241	180 to 219 acres.....number 1950...	36
acres 1949...	104,1501945...	43
.....1944...	93,842	220 to 259 acres.....number 1950...	34
1 to 9 acres.....farms reporting 1949...	761945...	36
.....1944...	107	260 to 499 acres.....number 1950...	99
10 to 19 acres.....farms reporting 1949...	781945...	94
.....1944...	92	500 to 999 acres.....number 1950...	38
20 to 29 acres.....farms reporting 1949...	1201945...	38
.....1944...	136	1,000 acres and over.....number 1950...	51
30 to 49 acres.....farms reporting 1949...	2581945...	48
.....1944...	276		
50 to 99 acres.....farms reporting 1949...	377	FARMS BY COLOR AND TENURE OF OPERATOR	
.....1944...	375	Farms by color of operator:	
100 to 199 acres.....farms reporting 1949...	200	White operators.....number 1950...	1,251
.....1944...	1891945...	1,333
200 acres and over.....farms reporting 1949...	84	Nonwhite operators.....number 1950...	4
.....1944...	661945...	3
Cropland used only for pasture.....farms reporting 1949...	737	Farms by tenure of operator:	
.....1944...	754	Full owners.....number 1950...	902
acres 1949...	16,4911945...	874
.....1944...	12,809	Part owners.....number 1950...	182
Cropland not harvested and not pastured.....farms reporting 1949...	3421945...	200
acres 1949...	21,592	Managers.....number 1950...	2
.....1944...	13,2191945...	3
Cultivated summer fallow.....farms reporting 1949...	173	All tenants.....number 1950...	169
acres 1949...	13,3421945...	259
1 to 49 acres.....farms reporting 1949...	141	Proportion of tenancy.....percent 1950...	13.5
50 to 199 acres.....farms reporting 1949...	181945...	19.4
200 acres and over.....farms reporting 1949...	14	Cash tenants.....number 1950...	14
Other.....farms reporting 1949...	2051945...	20
acres 1949...	8,250	Share-cash tenants.....number 1950...	16
Woodland pastured.....farms reporting 1949...	1951945...	4
.....1944...	174	Share tenants and croppers.....number 1950...	116
acres 1949...	9,9511945...	167
.....1944...	8,753	Crop-share tenants and croppers.....number 1950...	93
Woodland not pastured.....farms reporting 1949...	51	Livestock-share tenants.....number 1950...	23
.....1944...	24	Other and unspecified tenants.....number 1950...	23
acres 1949...	3,2171945...	58
.....1944...	548	Other tenants.....number 1950...	3
Other pasture (not cropland and not woodland).....farms reporting 1949...	473	Unspecified tenants.....number 1950...	20
.....1944...	579		
acres 1949...	134,411	SPECIFIED FACILITIES AND EQUIPMENT*	
.....1944...	166,365	Telephone.....farms reporting 1950...	657
Other land (house lots, roads, wasteland, etc.).....farms reporting 1949...	1,1461945...	440
.....1944...	1,171	Electricity.....farms reporting 1950...	1,230
acres 1949...	21,9441945...	1,162
.....1944...	16,219	From a power line.....farms reporting 1950...	1,225
Irrigated land in farms.....farms reporting 1949...	1,194	Average of last monthly electric bill.....dollars 1950...	6.96
.....1944...	1,227	Electric water pump.....farms reporting 1950...	1,013
acres 1949...	101,852	Electric hot-water heater.....farms reporting 1950...	479
.....1944...	99,960	Home freezer.....farms reporting 1950...	145
Land irrigated by sprinklers.....farms reporting 1949...	1	Electric washing machine.....farms reporting 1950...	1,188
.....1944...	20	Electric chick brooder.....farms reporting 1950...	287
		Electric power feed grinder.....farms reporting 1950...	40
FARM OPERATORS		Milking machine.....farms reporting 1950...	348
Residing on farm operated.....operators reporting 1950...	1,138	Grain combines.....farms reporting 1950...	137
.....1945...	1,2291945...	152
Not residing on farm operated.....operators reporting 1950...	74	Corn pickers.....farms reporting 1950...	
.....1945...	981950...	
With other income of family exceeding value of agricultural products sold.....operators reporting 1949...	218	Pick-up hay balers.....farms reporting 1950...	64
Working off their farm, total.....operators reporting 1949...	5251950...	65
.....1944...	413	Upright silos.....farms reporting 1950...	
.....1949...	2561950...	
.....1944...	253	Pit or trench silos.....farms reporting 1950...	1
	1950...	1

*Data for 1944 not strictly comparable with those for 1949.

Item	County total	Item	County total
SPECIFIED FACILITIES AND EQUIPMENT^A—Continued		FARMS BY TYPE OF FARM—Continued	
Motortrucks.....farms reporting 1950...	592	Livestock farms other than dairy and poultry.....number 1950...	161
.....1945.....	396	General farms.....number 1950...	322
.....number 1950.....	7111945.....	
.....1945.....	430	Primarily crop.....number 1950...	68
Tractors.....farms reporting 1950.....	972	Primarily livestock.....number 1950...	29
.....1945.....	582	Crop and livestock.....number 1950...	225
.....number 1950.....	1,204	Miscellaneous and unclassified farms.....number 1950...	169
.....1945.....	690		
Wheel tractors other than garden.....farms reporting 1950.....	923	FARMS BY ECONOMIC CLASS	
.....number 1950.....	1,095	Commercial farms.....number 1950...	1,105
.....1945.....	15	Class I (Value of products sold, \$25,000 or more).....number 1950...	54
Garden tractors.....farms reporting 1950.....	15	Class II (Value of products sold, \$10,000-\$24,999).....number 1950...	152
.....number 1950.....	84	Class III (Value of products sold, \$5,000-\$9,999).....number 1950...	374
.....1945.....	94	Class IV (Value of products sold, \$2,500-\$4,999).....number 1950...	292
Crawler tractors.....farms reporting 1950.....	1,084	Class V (Value of products sold, \$1,200-\$2,499).....number 1950...	204
.....1945.....	1,085	Class VI (Value of products sold, \$250-\$1,199) ¹number 1950...	29
.....number 1950.....	1,304	Other farms.....number 1950...	150
.....1945.....	1,181	Part-time ²number 1950...	106
Farms by class of work power:		Residential (Less than \$250 value of products sold).....number 1950...	44
No tractor, horses, or mules.....farms reporting 1950...	119	Abnormal ³number 1950...	
.....1945.....	15		
No tractor and only 1 horse or mule.....farms reporting 1950...	156	VALUE OF PRODUCTS SOLD, BY SOURCE	
.....1945.....	625	All farm products sold.....dollars 1949...	8,561,998
No tractor and 2 or more horses and/or mules.....farms reporting 1950...	3401944.....	6,109,017
.....1945.....	340	All crops sold.....dollars 1949...	5,030,590
Tractor and horses and/or mules.....farms reporting 1950...	1191944.....	3,503,683
Tractor and no horses or mules.....farms reporting 1950...	3401945.....	5,062,168
	1944.....	3,525,815
TRADING CENTER AND ROAD^A		Field crops, other than vegetables and fruits and nuts sold.....dollars 1949...	5,030,590
Distance to trading center visited most frequently:	1944.....	3,503,683
Under 1 mile.....farms reporting 1950...	751945.....	5,062,168
1 to 4 miles.....farms reporting 1950...	4711944.....	3,525,815
5 to 9 miles.....farms reporting 1950...	306	Vegetables sold.....dollars 1949...	2,351
10 miles and over.....farms reporting 1950...	3811944.....	2,351
Average distance reported.....miles 1950...	111945.....	2,351
Distance over dirt or unimproved roads:		Fruits and nuts sold.....dollars 1949...	24,183
0.0 to 0.2 miles.....farms reporting 1950...	3481944.....	17,040
0.3 to 0.9 miles.....farms reporting 1950...	1611945.....	2,138
1.0 to 4.9 miles.....farms reporting 1950...	515	Horticultural specialties sold.....dollars 1949...	2,741
5.0 miles and over.....farms reporting 1950...	491944.....	2,741
Average distance reported.....miles 1950...	1.3	All livestock and livestock products sold.....dollars 1949...	3,499,830
Kind of road on which farm is located:	1944.....	2,583,007
Hard surface.....farms reporting 1950...	4141945.....	729,969
Gravel, shell, or shale.....farms reporting 1950...	433	Dairy products sold.....dollars 1949...	702,486
Dirt or unimproved.....farms reporting 1950...	3401944.....	219,931
	1945.....	220,753
FARM LABOR^A		Livestock and livestock products, other than dairy and poultry, sold.....dollars 1949...	2,549,930
Week preceding enumeration:	1944.....	1,659,768
Family and/or hired workers.....farms reporting 1950...	1,1371945.....	195
.....persons 1950.....	1,950	Forest products sold.....dollars 1949...	
.....1945.....	1,1221944.....	
Family workers, including operator.....farms reporting 1950...	1,1221945.....	
.....persons 1950.....	1,085		
Operators.....farms reporting 1950...	390	HORSES AND MULES	
.....persons 1950.....	600	Horses and/or mules.....farms reporting 1950...	806
Unpaid members of operator's family.....farms reporting 1950...	1491945.....	803
.....persons 1950.....	265	Horses and colts, including ponies.....farms reporting 1950...	1,027
Hired workers.....farms reporting 1950...	2651945.....	2,767
	1944.....	5,243
SPECIFIED FARM EXPENDITURES^A		Mules and mule colts.....farms reporting 1950...	6
Specified farm expenditures.....farms reporting 1949...	1,2041945.....	16
Machine hire and/or hired labor.....farms reporting 1949...	1,059number 1950.....	2
Machine hire.....dollars 1949.....	8511945.....	4
Hired labor.....farms reporting 1949.....	209,426	CATTLE AND DAIRY PRODUCTS	
.....dollars 1949.....	948	Cattle and calves.....farms reporting 1950...	1,101
Feed for livestock and poultry.....farms reporting 1949.....	975,3851945.....	1,160
.....dollars 1949.....	918number 1950.....	24,607
Livestock and poultry purchased.....farms reporting 1949.....	579,5171945.....	22,415
.....dollars 1949.....	764	Cows, including heifers that have calved.....farms reporting 1950...	1,076
Seeds, balbs, plants, and trees purchased.....farms reporting 1949.....	708,4231945 ³	1,139
.....dollars 1949.....	945number 1950.....	10,229
Gasoline and other petroleum fuel and oil.....farms reporting 1949.....	316,5641945 ³	11,018
.....dollars 1949.....	1,038	Milk cows.....farms reporting 1950...	1,031
Tractor repairs.....farms reporting 1949.....	462,855number 1950.....	5,792
.....dollars 1949.....	741	Heifers born before Jan. 1.....farms reporting 1950...	854
Other farm machinery repairs.....farms reporting 1949.....	146,182number 1950.....	5,314
.....dollars 1949.....	960	Steers and bulls born before Jan. 1.....farms reporting 1950...	738
	173,763number 1950.....	3,104
		Calves born since Jan. 1.....farms reporting 1950...	762
FARMS BY TOTAL VALUE OF PRODUCTS SOLD	number 1950.....	3,960
No sales.....number 1950.....	44	Whole milk sold.....farms reporting 1949...	791
\$1 to \$249.....number 1950.....	421944.....	858
\$250 to \$399.....number 1950.....	10gallons 1949.....	2,674,254
\$400 to \$599.....number 1950.....	621944.....	2,950,019
\$600 to \$999.....number 1950.....	63dollars 1949.....	65,344
\$1,000 to \$1,499.....number 1950.....	162	Cream sold.....farms reporting 1949...	88
\$1,500 to \$2,499.....number 1950.....	1551944.....	141
\$2,500 to \$3,999.....number 1950.....	231pounds of butterfat 1949.....	55,163
\$4,000 to \$5,999.....number 1950.....	2801944.....	96,943
\$6,000 to \$9,999.....number 1950.....	206dollars 1949.....	34,745
\$10,000 and over.....number 1950.....		Butter, buttermilk, skim milk, and cheese sold.....farms reporting 1949...	1
	dollars 1949.....	880
FARMS BY TYPE OF FARM		HOGS	
Field-crop farms other than vegetable and fruit-and-nut.....number 1950...	475	Hogs and pigs.....farms reporting 1950...	646
Cash-grain.....number 1950.....	671945.....	843
Cotton.....number 1950.....	408number 1950.....	7,388
Other field-crop.....number 1950.....	51945.....	11,490
Vegetable farms.....number 1950.....	5	4 months old and over.....farms reporting 1950...	607
Fruit-and-nut farms.....number 1950.....	5number 1950.....	3,503
Dairy farms.....number 1950.....	113	Less than 4 months old.....farms reporting 1950...	244
Poultry farms.....number 1950.....	5number 1950.....	3,885
		Sows and gilts for spring farrowing.....farms reporting 1950...	476
	1945.....	585
	number 1950.....	1,645
	1945.....	1,970

¹Part-time farms include those with value of products sold of \$250-\$1,199 and operator either reporting 100 days or more of off-farm work or reporting other income exceeding value of agricultural products sold.
²Public and private institutional farms, community projects, etc.
³Cows and heifers 2 years old and over.

Item	County total	Item	County total
SHEEP AND WOOL		SPECIFIED CROPS HARVESTED	
Sheep and lambs.....farms reporting 1950...	189	Corn:	
1945...	220	Corn for all purposes.....farms reporting 1949...	10
number 1950...	56,102	1944...	53
1945...	38,659	acres 1949...	106
Sheep and lambs born before Oct. 1, 1949..farms reporting 1950...	155	1944...	244
number 1950...	29,787	Harvested for grain.....farms reporting 1949...	2
Ewes.....farms reporting 1950...	153	1944...	5
1945 ¹ ...	185	acres 1949...	85
number 1950...	29,266	1944...	4
1945 ¹ ...	30,228	Cut for silage.....farms reporting 1949...	72
Yearling ewes.....farms reporting 1950...	87	acres 1949...	625
number 1950...	5,664	tons..green weight 1949...	5
Older ewes.....farms reporting 1950...	125	Hogged or grazed, or cut for green	
number 1950...	23,602	or dry fodder.....farms reporting 1949...	29
Rams and wethers.....farms reporting 1950...	87	acres 1949...	
number 1950...	521	Small grains:	
Lambs born since Oct. 1, 1949.....farms reporting 1950...	160	Grains grown together and threshed	
number 1950...	26,315	as a mixture.....farms reporting 1949...	212
Sheep and lambs shorn.....farms reporting 1949...	139	acres 1949...	2,363
1944...	160	bushels 1949...	93,872
number shorn 1949...	25,865	Winter wheat threshed or combined.....farms reporting 1949...	56
Wool shorn.....pounds 1949...	263,545	1944...	18
1944...	288,941	acres 1949...	12,641
Average date of enumeration.....1950...	Apr. 1-Apr. 14	1944...	5,622
POULTRY AND POULTRY PRODUCTS		bushels 1949...	199,983
Chickens, 4 months old and over, on hand...farms reporting 1950...	785	1944...	149,640
1945...	963	Spring wheat threshed or combined.....farms reporting 1949...	888
number 1950...	48,896	1944...	801
1945...	88,108	acres 1949...	19,049
Chickens sold.....farms reporting 1949...	228	1944...	13,585
number 1949...	26,439	bushels 1949...	550,979
dollars 1949...	24,183	1944...	524,161
Chicken eggs sold.....farms reporting 1949...	358	Oats threshed or combined.....farms reporting 1949...	472
dozens 1949...	337,599	1944...	572
dollars 1949...	138,184	acres 1949...	5,328
Turkeys, 4 months old and over, on hand...farms reporting 1950...	9	1944...	6,139
number 1950...	136	bushels 1949...	201,812
Turkeys raised.....farms reporting 1949...	12	1944...	303,591
1944...	20	Oats cut for feeding unthreshed.....farms reporting 1949...	35
number 1949...	10,365	1944...	71
1944...	3,839	acres 1949...	279
ANIMALS SOLD ALIVE		1944...	562
Cattle, hogs, sheep, horses, or mules		Barley threshed or combined.....farms reporting 1949...	378
sold alive.....farms reporting 1949...	1,015	1944...	425
dollars 1949...	2,347,655	acres 1949...	9,607
Cattle and/or calves sold alive.....farms reporting 1949...	847	1944...	10,307
1944...	748	bushels 1949...	321,377
number 1949...	10,768	1944...	402,730
1944...	7,042	Annual legumes:	
Cattle sold alive, excluding calves....farms reporting 1949...	704	Dry field and seed beans harvested	
number 1949...	8,817	for beans.....farms reporting 1949...	4
dollars 1949...	1,271,040	1944...	
Calves sold alive.....farms reporting 1949...	378	acres 1949...	58
number 1949...	1,951	1944...	
dollars 1949...	146,102	100-lb. bags 1949...	736
Hogs and pigs sold alive.....farms reporting 1949...	667	1944...	
1944...	879	Dry field and seed peas, other than Austrian	
number 1949...	14,202	winter peas, harvested for peas.....farms reporting 1949...	124
1944...	20,047	1944...	358
dollars 1949...	503,788	acres 1949...	1,800
Sheep and lambs sold alive.....farms reporting 1949...	155	1944...	5,059
1944...	158	100-lb. bags 1949...	19,597
number 1949...	24,591	1944...	80,976
1944...	37,909	Hay crops:	
dollars 1949...	409,728	Land from which hay was cut.....farms reporting 1949...	1,057
Horses and mules sold alive.....farms reporting 1949...	153	acres 1949...	35,680
number 1949...	405	Alfalfa cut for hay (or for	
dollars 1949...	16,997	dehydrating).....farms reporting 1949...	1,029
FARM SLAUGHTER		1944...	1,028
Any cattle, hogs, or sheep butchered.....farms reporting 1949...	876	acres 1949...	33,411
Cattle and/or calves butchered.....farms reporting 1949...	594	1944...	28,143
number 1949...	764	tons 1949...	96,280
Cattle butchered, excluding calves....farms reporting 1949...	316	1944...	64,736
1944...	412	Clover or timothy cut for hay.....farms reporting 1949...	50
number 1949...	390	1944...	36
1944...	495	acres 1949...	945
Calves butchered.....farms reporting 1949...	300	1944...	506
1944...	240	tons 1949...	1,713
number 1949...	374	1944...	916
1944...	307	Oats, wheat, barley, rye, or other small	
Hogs and pigs butchered.....farms reporting 1949...	657	grain out for hay.....farms reporting 1949...	55
1944...	834	1944...	39
number 1949...	1,101	acres 1949...	642
1944...	1,524	1944...	305
Sheep and lambs butchered.....farms reporting 1949...	110	tons 1949...	976
number 1949...	365	1944...	519
Meat, lard, hides, and other products sold		Wild hay out.....farms reporting 1949...	15
from animals butchered.....farms reporting 1949...	98	1944...	15
dollars 1949...	4,096	acres 1949...	830
		1944...	1,983
		tons 1949...	756
		1944...	1,764

¹Ewes and ewe lambs kept for breeding.
²Does not include soybeans.

Item	County total	Item	County total
SPECIFIED CROPS HARVESTED—Continued		SPECIFIED CROPS HARVESTED—Continued	
Hay crops—Continued		Vegetables harvested for sale—Continued	
Other hay cut.....farms reporting 1949...	21	Tomatoes.....farms reporting 1949...	2
acres 1949...	233	1944.....	(*)
1944.....	186	acres 1949...
tons 1949.....	367	1944.....
1944.....	223	Watermelons.....farms reporting 1949...
Field crops (other):		acres 1949.....	
Alfalfa seed harvested.....farms reporting 1949...	15	Other vegetables.....acres 1949...	3
1944.....	4	Berries and other small fruit harvested for sale:	
acres 1949...	438	Strawberries.....farms reporting 1949...	13
1944.....	176	acres 1949...	19
pounds 1949.....	34,253	quarts 1949...	33,748
1944.....	2,040	Raspberries (tame).....farms reporting 1949...	19
Red clover seed harvested.....farms reporting 1949...	16	acres 1949...	6
1944.....	9	quarts 1949...	7,123
acres 1949...	129	Tree fruits, nuts, and grapes:	
1944.....	78	Land in bearing and nonbearing fruit orchards, groves,	
pounds 1949.....	19,029	vineyards, and planted nut trees.....farms reporting 1950...	301
1944.....	9,720	1945.....	120
Alsike clover seed harvested.....farms reporting 1949...	2	acres 1950*	44
acres 1949...	16	1945.....	124
pounds 1949...	3,400	Apples.....farms reporting 1950...	312
Austrian winter peas, including Dixie Wonder,		1945.....	413
harvested.....farms reporting 1949...	5	trees of all ages..number 1950...	4,307
acres 1949...	77	1945.....	9,825
pounds 1949...	61,177	trees not of bearing age..number 1950...	523
Irish potatoes harvested for home use or for		trees of bearing age..number 1950...	3,784
sale.....farms reporting 1949...	774	quantity harvested..bushels 1949...	4,663
1944.....	824	1944.....	9,798
acres 1949 ¹ ...	13,461	Peaches.....farms reporting 1950...	5
1944.....	14,516	1945.....	5
100-lb. bags 1949...	1,691,868	trees of all ages..number 1950...	25
1944.....	1,738,391	1945.....	11
Popcorn harvested.....farms reporting 1949...	trees not of bearing age..number 1950...	11
acres 1949.....	trees of bearing age..number 1950...	16
100 lb. ear corn 1949.....	quantity harvested..bushels 1949...	10
Sugar beets harvested for sugar.....farms reporting 1949...	86	1944.....	6
1944.....	142	Pears.....farms reporting 1950...	65
acres 1949...	1,018	1945.....	81
1944.....	1,346	trees of all ages..number 1950...	121
tons 1949...	14,236	1945.....	240
1944.....	16,560	trees not of bearing age..number 1950...	44
Root and grain crops hogged or grazed,		trees of bearing age..number 1950...	77
other than corn.....farms reporting 1949...	10	quantity harvested..bushels 1949...	79
acres 1949...	115	1944.....	453
Vegetables harvested for home use (other than		Sour cherries.....farms reporting 1950...	31
Irish and sweet potatoes).....farms reporting 1949...	718	trees of all ages..number 1950...	76
1944.....	848	trees not of bearing age..number 1950...	18
Vegetables harvested for sale.....farms reporting 1949...	13	trees of bearing age..number 1950...	58
1944.....	12	quantity harvested..pounds 1949...	248
acres 1949...	12	Sweet cherries.....farms reporting 1950...	8
1944.....	14	trees of all ages..number 1950...	18
acres 1949...	5,257	trees not of bearing age..number 1950...	11
1944.....	2,351	trees of bearing age..number 1950...	7
Green beans (snap, string, or wax).....farms reporting 1949...	1	quantity harvested..pounds 1949...	27
1944.....	(*)	Plums and prunes.....farms reporting 1950...	96
acres 1949.....	(*)	1945.....	114
Cabbage.....farms reporting 1949...	4	trees of all ages..number 1950...	385
1944.....	3	1945.....	663
acres 1949...	4	trees not of bearing age..number 1950...	56
1944.....	2	trees of bearing age..number 1950...	333
Cantaloups and muskmelons.....farms reporting 1949...	quantity harvested..bushels 1949...	252
acres 1949.....	1944.....	286
Carrots.....farms reporting 1949...	3	Apricots.....farms reporting 1950...	16
acres 1949...	1	1945.....	5
Sweet corn.....farms reporting 1949...	5	trees of all ages..number 1950...	28
1944.....	1	1945.....	22
acres 1949...	2	trees not of bearing age..number 1950...	9
1944.....	(*)	trees of bearing age..number 1950...	19
acres 1949...	(*)	quantity harvested..pounds 1949...	1,057
Lettuce and romaine.....farms reporting 1949...	1944.....	65
acres 1949.....	Grapes.....farms reporting 1950...	4
Dry onions.....farms reporting 1949...	4	1945.....	1
acres 1949...	1	vines of all ages..number 1950...	11
Green peas.....farms reporting 1949...	1	1945.....	6
acres 1949...	(*)	1945.....	9
1944.....	(*)	vines not of bearing age..number 1950...	2
1944.....	(*)	vines of bearing age..number 1950...
	(*)	quantity harvested..pounds 1949...	40
	(*)	1944.....

¹For 1949, does not include acres for farms with less than 10 bags harvested.
²For 1950, does not include acres for farms reporting less than 1/2 acre.
 *Less than 1 acre.

1950 CENSUS OF AGRICULTURE

FARMS, FARM CHARACTERISTICS, FARM PRODUCTS

For release February 23, 1951

JEROME, IDAHO

(82-027) Series AC50-1

This release presents figures from the 1950 Census of Agriculture, together with available comparative data from the 1945 Census of Agriculture. The figures from the 1950 Census are preliminary and are subject to revision. A similar report will be released for every county in the United States. A preliminary report, carrying State totals only, will be issued following the publication of figures for all of the counties in the State. After that, final figures for this county and for other counties in the State will be published in a State Report.

Generally, the data for both 1950 and 1945 are based upon the tabulation of reports for all farms in the county. However, the 1950 data for items followed by a star (*) represent estimates for all farms made on the basis of reports from a sample of approximately 20 percent of the farms.

Inventory items are for April 1, 1950 and January 1, 1945; and production items are for the calendar years 1949 and 1944.

Item	County total	Item	County total
FARMS, ACREAGE, AND VALUE		FARMS BY SIZE	
Farms.....number 1950...	1,111	Under 10 acres.....number 1950...	34
.....1945...	1,0601945...	48
Approximate land area.....acres 1950...	379,5201950...	4
Proportion in farms.....percent 1950...	42.21945...	18
Land owned by farm operators.....acres 1950...	109,5171945...	30
Land rented from others by farm operators.....acres 1950...	67,8291945...	30
Land managed by farm operators.....acres 1950...	1,2001945...	29
Land rented to others by farm operators.....acres 1950...	18,3461945...	33
Land in farms.....acres 1950...	160,2001945...	93
.....1945...	123,2921945...	107
Average size of farm.....acres 1950...	144.21945...	50
.....1945...	116.31945...	52
Value of land and buildings.....average per farm, dollars 1950*	24,1501945...	362
.....1945...	15,1681945...	187
.....average per acre, dollars 1950*	157.811945...	178
.....1945...	130.411945...	190
Land in farms according to use:	1945...	171
Cropland harvested.....farms reporting 1949...	1,0491945...	48
.....1944...	1,0171945...	47
.....acres 1949...	85,1791945...	36
.....1944...	79,2181945...	30
1 to 9 acres.....farms reporting 1949...	251945...	63
.....1944...	471945...	43
10 to 19 acres.....farms reporting 1949...	471945...	5
.....1944...	261945...	6
20 to 29 acres.....farms reporting 1949...	541945...	11
.....1944...	491945...	3
30 to 49 acres.....farms reporting 1949...	162		
.....1944...	156	FARMS BY COLOR AND TENURE OF OPERATOR	
50 to 99 acres.....farms reporting 1949...	486	Farms by color of operator:	
.....1944...	495	White operators.....number 1950...	1,106
100 to 199 acres.....farms reporting 1949...	2341945...	1,055
.....1944...	211	Nonwhite operators.....number 1950...	5
200 acres and over.....farms reporting 1949...	411945...	5
.....1944...	33	Farms by tenure of operator:	
Cropland used only for pasture.....farms reporting 1949...	567	Full owners.....number 1950...	573
.....1944*	4631945...	514
acres 1949...	8,555	Part owners.....number 1950...	139
.....1944*	8,2231945...	126
Cropland not harvested and not pastured.....farms reporting 1949...	215	Managers.....number 1950...	3
.....acres 1949...	10,2911945...	6
.....1944...	644	All tenants.....number 1950...	396
Cultivated summer fallow.....farms reporting 1949...	541945...	414
.....acres 1949...	1,928	Proportion of tenancy.....percent 1950...	35.6
1 to 49 acres.....farms reporting 1949...	501945...	39.1
50 to 199 acres.....farms reporting 1949...	2	Cash tenants.....number 1950...	15
200 acres and over.....farms reporting 1949...	21945...	6
Other.....farms reporting 1949...	174	Share-cash tenants.....number 1950...	47
.....acres 1949...	8,3631945...	7
Woodland pastured.....farms reporting 1949...	33	Share tenants and croppers.....number 1950...	296
.....1944...	101945...	377
acres 1949...	884	Crop-share tenants and croppers.....number 1950...	263
.....1944...	414	Livestock-share tenants.....number 1950...	33
Woodland not pastured.....farms reporting 1949...	38	Other and unspecified tenants.....number 1950...	38
.....1944...	41945...	24
acres 1949...	3,847	Other tenants.....number 1950...	3
.....1944...	11	Unspecified tenants.....number 1950...	35
Other pasture (not cropland and not woodland).....farms reporting 1949...	400		
.....1944*	483	SPECIFIED FACILITIES AND EQUIPMENT*	
.....acres 1949...	23,958	Telephone.....farms reporting 1950...	579
.....1944*	16,5881945...	277
Other land (house lots, roads, wasteland, etc.).....farms reporting 1949...	1,048	Electricity.....farms reporting 1950...	1,099
.....1944...	1,0401945...	937
acres 1949...	27,486	From a power line.....farms reporting 1950...	1,063
.....1944...	18,194	Average of last monthly electric bill.....dollars 1950...	8.26
Irrigated land in farms.....farms reporting 1949...	1,076	Electric water pump.....farms reporting 1950...	834
.....1944...	1,037	Electric hot-water heater.....farms reporting 1950...	766
acres 1949...	96,582	Home freezer.....farms reporting 1950...	177
.....1944...	90,865	Electric washing machine.....farms reporting 1950...	1,034
Land irrigated by sprinklers.....farms reporting 1949...	7	Electric chick brooder.....farms reporting 1950...	364
.....acres 1949...	328	Electric power feed grinder.....farms reporting 1950...	30
	1,010	Milking machine.....farms reporting 1950...	320
FARM OPERATORS		Grain combines.....farms reporting 1950...	430
Residing on farm operated.....operators reporting 1950...	1,010number 1950...	440
.....1945...	1,008	Corn pickers.....farms reporting 1950...
Not residing on farm operated.....operators reporting 1950...	68number 1950...
.....1945...	42	Pick-up hay balers.....farms reporting 1950...	88
With other income of family exceeding value of agricultural products sold.....operators reporting 1949...	83number 1950...	93
Working off their farm, total.....operators reporting 1949...	371	Upright silos.....farms reporting 1950...	10
.....1944...	165number 1950...	10
100 days or more.....operators reporting 1949...	105	Pit or trench silos.....farms reporting 1950...	16
.....1944...	53number 1950...	16

*Data for 1944 not strictly comparable with those for 1949.

Item	County total	Item	County total
SPECIFIED FACILITIES AND EQUIPMENT¹—Continued		FARMS BY TYPE OF FARM—Continued	
Motortrucks.....farms reporting 1950...	659	Livestock farms other than dairy and poultry.....number 1950...	83
.....1945.....	382	General farms.....number 1950.....	266
.....number 1950.....	7531945.....	
.....1945.....	437	Primarily crop.....number 1950.....	143
Tractors.....farms reporting 1950.....	988	Primarily livestock.....number 1950.....	
.....1945.....	596	Crop and livestock.....number 1950.....	123
.....number 1950.....	1,442	Miscellaneous and unclassified farms.....number 1950.....	99
.....1945.....	743		
Wheel tractors other than garden.....farms reporting 1950.....	982	FARMS BY ECONOMIC CLASS	
.....number 1950.....	1,407	Commercial farms.....number 1950.....	1,023
Garden tractors.....farms reporting 1950.....	6	Class I (Value of products sold, \$25,000 or more).....number 1950.....	67
.....number 1950.....	5	Class II (Value of products sold, \$10,000-\$24,999).....number 1950.....	219
Crawler tractors.....farms reporting 1950.....	26	Class III (Value of products sold, \$5,000-\$9,999).....number 1950.....	401
.....number 1950.....	29	Class IV (Value of products sold, \$2,500-\$4,999).....number 1950.....	239
Automobiles.....farms reporting 1950.....	899	Class V (Value of products sold, \$1,200-\$2,499).....number 1950.....	74
.....1945.....	934	Class VI (Value of products sold, \$250-\$1,199) ¹number 1950.....	21
.....number 1950.....	1,205	Other farms.....number 1950.....	88
.....1945.....	1,110	Part-time ²number 1950.....	29
Farms by class of work power:		Residential (Less than \$250 value of products sold).....number 1950.....	49
No tractor, horses, or mules.....farms reporting 1950.....	50	Abnormal ²number 1950.....	10
No tractor and only 1 horse or mule.....farms reporting 1950.....	25	VALUE OF PRODUCTS SOLD, BY SOURCE	
No tractor and 2 or more horses and/or mules.....farms reporting 1950.....	47	All farm products sold.....dollars 1949.....	10,494,800
Tractor and horses and/or mules.....farms reporting 1950.....	5091944.....	8,523,954
Tractor and no horses or mules.....farms reporting 1950.....	480	All crops sold.....dollars 1949.....	6,763,034
TRADING CENTER AND ROAD³	1944.....	6,027,243
Distance to trading center visited most frequently:		Field crops, other than vegetables and fruits and nuts sold.....dollars 1949.....	6,697,745
Under 1 mile.....farms reporting 1950.....	561944.....	5,686,707
1 to 4 miles.....farms reporting 1950.....	313	Vegetables sold.....dollars 1949.....	32,426
5 to 9 miles.....farms reporting 1950.....	4301944.....	187,631
10 miles and over.....farms reporting 1950.....	301	Fruits and nuts sold.....dollars 1949.....	4,583
Average distance reported.....miles 1950.....	81944.....	64,670
Distance over dirt or unimproved roads:		Horticultural specialties sold.....dollars 1949.....	28,280
0.0 to 0.2 miles.....farms reporting 1950.....	4361944.....	88,235
0.3 to 0.9 miles.....farms reporting 1950.....	135	All livestock and livestock products sold.....dollars 1949.....	3,731,766
1.0 to 4.9 miles.....farms reporting 1950.....	2951944.....	2,496,370
5.0 miles and over.....farms reporting 1950.....	57	Dairy products sold.....dollars 1949.....	552,683
Average distance reported.....miles 1950.....	1.11944.....	681,201
Kind of road on which farm is located:		Poultry and poultry products sold.....dollars 1949.....	94,112
Hard surface.....farms reporting 1950.....	3501944.....	147,583
Gravel, shell, or shale.....farms reporting 1950.....	505	Livestock and livestock products, other than dairy and poultry, sold.....dollars 1949.....	3,084,971
Dirt or unimproved.....farms reporting 1950.....	2251944.....	1,657,436
FARM LABOR⁴		Forest products sold.....dollars 1949.....	481
Week family enumeration:	1944.....	
Family and/or hired workers.....farms reporting 1950.....	1,020	HORSES AND MULES	
.....persons 1950.....	2,019	Horses and/or mules.....farms reporting 1950.....	592
Family workers, including operator.....farms reporting 1950.....	1,007	Horses and colts, including ponies.....farms reporting 1950.....	580
.....persons 1950.....	9971945.....	902
Operators.....persons 1950.....	357number 1950.....	1,699
Unpaid members of operator's family.....farms reporting 1950.....	5611945.....	3,824
.....persons 1950.....	255	Mules and mule colts.....farms reporting 1950.....	36
Hired workers.....farms reporting 1950.....	4611945.....	179
.....persons 1950.....	number 1950.....	124
SPECIFIED FARM EXPENDITURES⁵		CATTLE AND DAIRY PRODUCTS	
Specified farm expenditures.....farms reporting 1949.....	1,070	Cattle and calves.....farms reporting 1950.....	963
Machine hire and/or hired labor.....farms reporting 1949.....	1,0001945.....	952
Machine hire.....dollars 1949.....	860number 1950.....	19,155
.....1945.....	434,4411945.....	17,150
Hired labor.....farms reporting 1949.....	869	Cows, including heifers that have calved.....farms reporting 1950.....	930
.....dollars 1949.....	1,097,6101945.....	921
Feed for livestock and poultry.....farms reporting 1949.....	854number 1950.....	5,588
.....dollars 1949.....	800,9301945.....	6,174
Livestock and poultry purchased.....farms reporting 1949.....	714	Milk cows.....farms reporting 1950.....	889
.....dollars 1949.....	1,326,510number 1950.....	4,463
Seeds, bulbs, plants, and trees purchased.....farms reporting 1949.....	849	Heifers born before Jan. 1.....farms reporting 1950.....	691
.....dollars 1949.....	426,837number 1950.....	4,911
Gasoline and other petroleum fuel and oil.....farms reporting 1949.....	1,005	Steers and bulls born before Jan. 1.....farms reporting 1950.....	617
.....dollars 1949.....	537,224number 1950.....	6,432
Tractor repairs.....farms reporting 1949.....	883	Calves born since Jan. 1.....farms reporting 1950.....	621
.....dollars 1949.....	175,167number 1950.....	2,164
Other farm machinery repairs.....farms reporting 1949.....	915	Whole milk sold.....farms reporting 1949.....	584
.....dollars 1949.....	257,4781944.....	627
FARMS BY TOTAL VALUE OF PRODUCTS SOLD	gallons 1949.....	1,926,664
No sales.....number 1950.....	491944.....	2,691,169
\$1 to \$249.....number 1950.....	10dollars 1949.....	534,071
\$250 to \$399.....number 1950.....	12	Cream sold.....farms reporting 1949.....	59
\$400 to \$599.....number 1950.....	61944.....	110
\$600 to \$999.....number 1950.....	29	pounds of butterfat 1949.....	31,467
\$1,000 to \$1,499.....number 1950.....	301944.....	68,081
\$1,500 to \$2,499.....number 1950.....	47dollars 1949.....	18,560
\$2,500 to \$3,999.....number 1950.....	178	Butter, buttermilk, skim milk, and cheese sold.....farms reporting 1949.....	1
\$4,000 to \$5,999.....number 1950.....	192dollars 1949.....	52
\$6,000 to \$9,999.....number 1950.....	272	HOGS	
\$10,000 and over.....number 1950.....	286	Hogs and pigs.....farms reporting 1950.....	369
FARMS BY TYPE OF FARM	1945.....	376
Field-crop farms other than vegetable and fruit-and-nut.....number 1950.....	595number 1950.....	3,314
Cash-grain.....number 1950.....	5041945.....	4,720
Cotton.....number 1950.....	91	4 months old and over.....farms reporting 1950.....	290
Other field-crop.....number 1950.....	91number 1950.....	1,582
Vegetable farms.....number 1950.....	5	Less than 4 months old.....farms reporting 1950.....	159
Fruit-and-nut farms.....number 1950.....	53number 1950.....	1,732
Dairy farms.....number 1950.....	5	Sows and gilts for spring farrowing.....farms reporting 1950.....	155
Poultry farms.....number 1950.....	51945.....	180
	number 1950.....	489
	1945.....	556

¹Part-time farms include those with value of products sold of \$250-\$1,199 and operator either reporting 100 days or more of off-farm work or reporting other income exceeding value of agricultural products sold.

²Public and private institutional farms, community projects, etc.

³Cows and heifers 2 years old and over.

FARMS, FARM CHARACTERISTICS, AND FARM PRODUCTS

GEORGE, IANHO-2

Item	County total	Item	County total
SHEEP AND WOOL		SPECIFIED CROPS HARVESTED	
Sheep and lambs.....farms reporting 1950...	126	Corn:	
1945... number 1950...	115 57,370	Corn for all purposes.....farms reporting 1949...	58
1945... number 1950...	44,815	1944... acres 1949...	29 406
1945... number 1950...	85	1944... acres 1944...	243
Sheep and lambs born before Oct. 1, 1949...farms reporting 1950...	28,814	Harvested for grain.....farms reporting 1949...	43
Ewes.....farms reporting 1950...	83	1944... acres 1949...	16 289
1945... number 1950...	86 28,332	1944... bushels 1949...	121 12,805
1945... number 1950...	35,783	1944... bushels 1949...	4,975
Yearling ewes.....farms reporting 1950...	48	Cut for silage.....farms reporting 1949...	15
1945... number 1950...	6,785	1944... acres 1949...	113
Older ewes.....farms reporting 1950...	67	1944... tons..green weight 1949...	1,442
1945... number 1950...	21,547	Hogged or grazed, or out for green or dry fodder.....farms reporting 1949...	3
Rams and wethers.....farms reporting 1950...	52	1944... acres 1949...	4
1945... number 1950...	482	Small grains:	
Lambs born since Oct. 1, 1949.....farms reporting 1950...	105	Grains grown together and threshed as a mixture.....farms reporting 1949...	217
1945... number 1950...	28,556	1944... acres 1949...	2,159
Sheep and lambs shorn.....farms reporting 1949...	72	1944... bushels 1949...	101,680
1944... number shorn 1949...	99 29,646	Winter wheat threshed or combined.....farms reporting 1949...	56
Wool shorn.....pounds 1949...	329,923	1944... acres 1949...	3
1944... pounds 1944...	383,084	1944... bushels 1949...	1,620
Average date of enumeration.....1950...	Apr.15-Apr.28	1944... bushels 1949...	18
POULTRY AND POULTRY PRODUCTS		Spring wheat threshed or combined.....farms reporting 1949...	660
Chickens, 4 months old and over, on hand....farms reporting 1950...	710	1944... acres 1949...	706
1945... number 1950...	823 31,328	1944... acres 1949...	657
1945... number 1950...	60,064	1944... bushels 1949...	12,321
Chickens sold.....farms reporting 1949...	211	1944... bushels 1949...	9,520
1949... number 1949...	14,115	1944... bushels 1944...	515,945
1949... dollars 1949...	15,942	Oats threshed or combined.....farms reporting 1949...	199
Chicken eggs sold.....farms reporting 1949...	305	1944... acres 1949...	230
1949... dozens 1949...	124,366	1944... acres 1949...	1,450
1949... dollars 1949...	51,824	1944... bushels 1949...	1,781
Turkeys, 4 months old and over, on hand....farms reporting 1950...	7	1944... bushels 1949...	82,024
1945... number 1950...	48	1944... bushels 1944...	105,946
Turkeys raised.....farms reporting 1949...	9	Oats cut for feeding unthreshed.....farms reporting 1949...	17
1944... number 1949...	12 4,311	1944... acres 1949...	9
1944... number 1944...	4,224	1944... acres 1949...	75
ANIMALS SOLD ALIVE		1944... acres 1944...	97
Cattle, hogs, sheep, horses, or mules sold alive.....farms reporting 1949...	807	Barley threshed or combined.....farms reporting 1949...	240
1949... dollars 1949...	2,896,985	1944... acres 1949...	260
Cattle and/or calves sold alive.....farms reporting 1949...	735	1944... acres 1949...	2,723
1944... number 1949...	627 14,667	1944... bushels 1949...	2,790
1944... number 1949...	8,423	1944... bushels 1949...	130,125
Cattle sold alive, excluding calves....farms reporting 1949...	561	1944... bushels 1944...	157,244
1949... number 1949...	12,328	Annual legumes:	
1949... dollars 1949...	1,913,680	Dry field and seed beans harvested for beans.....farms reporting 1949...	851
Calves sold alive.....farms reporting 1949...	395	1944... acres 1949...	819
1949... number 1949...	2,339	1944... acres 1949...	25,643
1949... dollars 1949...	172,294	1944... acres 1949...	24,660
Hogs and pigs sold alive.....farms reporting 1949...	280	100-lb. bags ¹ 1949...	452,166
1944... number 1949...	416	1944... acres 1944...	439,685
1944... number 1949...	5,553	Dry field and seed peas, other than Austrian winter peas, harvested for peas.....farms reporting 1949...	252
1944... dollars 1949...	12,967	1944... acres 1949...	232
1944... dollars 1949...	187,162	1944... acres 1949...	4,647
Sheep and lambs sold alive.....farms reporting 1949...	89	1944... acres 1944...	4,752
1944... number 1949...	90	100-lb. bags 1949...	88,551
1944... number 1949...	33,524	1944... acres 1944...	84,584
1944... dollars 1949...	42,062	Hay crops:	
1944... dollars 1949...	615,415	Land from which hay was cut.....farms reporting 1949...	957
Horses and mules sold alive.....farms reporting 1949...	111	1944... acres 1949...	24,169
1949... number 1949...	207	Alfalfa cut for hay (or for dehydrating).....farms reporting 1949...	951
1949... dollars 1949...	8,434	1944... acres 1949...	926
FARM SLAUGHTER		1944... tons 1949...	21,900
Any cattle, hogs, or sheep butchered.....farms reporting 1949...	646	1944... tons 1944...	22,042
Cattle and/or calves butchered.....farms reporting 1949...	475	1944... tons 1949...	83,364
1949... number 1949...	610	1944... tons 1944...	81,019
Cattle butchered, excluding calves....farms reporting 1949...	240	Clover or timothy cut for hay.....farms reporting 1949...	107
1944... number 1949...	316	1944... acres 1949...	71
1944... number 1949...	307	1944... acres 1949...	1,517
1944... number 1949...	396	1944... tons 1949...	822
Calves butchered.....farms reporting 1949...	244	1944... tons 1949...	2,548
1944... number 1949...	117	1944... tons 1944...	938
1944... number 1949...	303	Oats, wheat, barley, rye, or other small grain cut for hay.....farms reporting 1949...	23
1944... number 1944...	138	1944... acres 1949...	4
Hogs and pigs butchered.....farms reporting 1949...	404	1944... acres 1949...	249
1944... number 1949...	474	1944... tons 1949...	29
1944... number 1949...	738	1944... tons 1949...	436
1944... number 1944...	2,282	1944... tons 1944...	56
Sheep and lambs butchered.....farms reporting 1949...	47	Wild hay cut.....farms reporting 1949...	3
1949... number 1949...	205	1944... acres 1949...	613
Meat, lard, hides, and other products sold from animals butchered.....farms reporting 1949...	129	1944... acres 1949...	525
1949... dollars 1949...	5,542	1944... tons 1949...	525
		1944... tons 1944...	

¹Ewes and ewe lambs kept for breeding.
²Does not include soybeans.

Item	County total	Item	County total
SPECIFIED CROPS HARVESTED—Continued		SPECIFIED CROPS HARVESTED—Continued	
May crops—Continued		Vegetables harvested for sale—Continued	
Other hay cut.....farms reporting 1949....	25	Tomatoes.....farms reporting 1949....	2
.....acres 1949....	3441944....	2
.....1944....	59acres 1949....	2
.....tons 1949....	6441944....	10
.....1944....		Watermelons.....farms reporting 1949....	
Field crops:	acres 1949....	
Alfalfa seed harvested.....farms reporting 1949....	30	Other vegetables.....acres 1949....	1
.....1944....	3		
.....acres 1949....	446	Berries and other small fruit harvested for sale:	
.....1944....	59	Strawberries.....farms reporting 1949....	7
.....pounds 1949....	68,054acres 1949....	3
.....1944....	3,360quarts 1949....	1,906
Red clover seed harvested.....farms reporting 1949....	165	Raspberries (tame).....farms reporting 1949....	12
.....1944....	72acres 1949....	3
.....acres 1949....	2,159quarts 1949....	1,384
.....1944....	844		
.....pounds 1949....	608,145	Tree fruits, nuts, and grapes:	
.....1944....	287,040	Land in bearing and nonbearing fruit orchards, groves,	
Alsike clover seed harvested.....farms reporting 1949....		vineyards, and planted nut trees.....farms reporting 1950....	363
.....1944....	1945....	78
.....acres 1949....	acres 1950 ² ..	92
.....pounds 1949....	1945....	234
Austrian winter peas, including Dixie Wonder,		Apples.....farms reporting 1950....	275
harvested.....farms reporting 1949....	11945....	228
.....acres 1949....	2trees of all ages..number 1950....	2,188
.....pounds 1949....	3,8201945....	9,850
Irish potatoes harvested for home use or for	trees not of bearing age..number 1950....	367
sale.....farms reporting 1949....	496trees of bearing age..number 1950....	1,821
.....1944....	454quantity harvested..bushels 1949....	3,649
.....acres 1949 ¹ ..	6,8891944....	35,664
.....1944....	8,212	Peaches.....farms reporting 1950....	199
.....100-lb. bags 1949....	1,258,0421945....	171
.....1944....	1,597,156trees of all ages..number 1950....	791
Popcorn harvested.....farms reporting 1949....	21945....	1,583
.....acres 1949....	1trees not of bearing age..number 1950....	335
.....100 lb. ear corn 1949....	11trees of bearing age..number 1950....	436
Sugar beets harvested for sugar.....farms reporting 1949....	135quantity harvested..bushels 1949....	375
.....1944....	741944....	2,793
.....acres 1949....	1,637	Pears.....farms reporting 1950....	200
.....1944....	7461945....	143
.....tons 1949....	23,911trees of all ages..number 1950....	467
.....1944....	12,1791945....	795
Root and grain crops hogged or grazed,	trees not of bearing age..number 1950....	175
other than corn.....farms reporting 1949....	3trees of bearing age..number 1950....	292
.....acres 1949....	22quantity harvested..bushels 1949....	239
.....1944....	1944....	1,330
Vegetables harvested for home use (other than		Sour cherries.....farms reporting 1950....	171
Irish and sweet potatoes).....farms reporting 1949....	648trees of all ages..number 1950....	546
.....1944....	940trees not of bearing age..number 1950....	128
Vegetables harvested for sale.....farms reporting 1949....	29trees of bearing age..number 1950....	418
.....1944....	59quantity harvested..pounds 1949....	13,977
.....acres 1949....	438	Sweet cherries.....farms reporting 1950....	168
.....1944....	867trees of all ages..number 1950....	363
.....sold dollars 1949....	32,426trees not of bearing age..number 1950....	143
.....1944....	187,631trees of bearing age..number 1950....	220
Green beans (snap, string, or wax).....farms reporting 1949....	1quantity harvested..pounds 1949....	2,643
.....1944....	1	Plums and prunes.....farms reporting 1950....	177
.....acres 1949....	151945....	120
.....1944....	4trees of all ages..number 1950....	618
Cabbage.....farms reporting 1949....	1945....	337
.....1944....	trees not of bearing age..number 1950....	150
.....acres 1949....	trees of bearing age..number 1950....	468
.....1944....	(*)quantity harvested..bushels 1949....	374
Cantaloups and muskmelons.....farms reporting 1949....	1944....	429
.....acres 1949....		Appricots.....farms reporting 1950....	271
Carrots.....farms reporting 1949....	11945....	195
.....acres 1949....	2trees of all ages..number 1950....	963
Sweet corn.....farms reporting 1949....	211945....	1,053
.....1944....	9trees not of bearing age..number 1950....	208
.....acres 1949....	356trees of bearing age..number 1950....	755
.....1944....	121quantity harvested..pounds 1949....	21,758
Lettuce and romaine.....farms reporting 1949....	1944....	50,346
.....acres 1949....		Grapes.....farms reporting 1950....	147
Dry onions.....farms reporting 1949....	51945....	63
.....acres 1949....	64vines of all ages..number 1950....	1,477
Green peas.....farms reporting 1949....	1945....	1,316
.....1944....	vines not of bearing age..number 1950....	354
.....acres 1949....	vines of bearing age..number 1950....	1,123
.....1944....	quantity harvested..pounds 1949....	9,689
	1944....	10,994

¹For 1949, does not include acres for farms with less than 10 bags harvested.
²For 1950, does not include acres for farms reporting less than 1/2 acre.
 *Less than 1 acre.

1950 CENSUS OF AGRICULTURE

FARMS, FARM CHARACTERISTICS, FARM PRODUCTS

For release February 24, 1951

KOOTENAI, IDAHO

(82-028) Series AC50-1

This release presents figures from the 1950 Census of Agriculture, together with available comparative data from the 1945 Census of Agriculture. The figures from the 1950 Census are preliminary and are subject to revision. A similar report will be released for every county in the United States. A preliminary report, carrying State totals only, will be issued following the publication of figures for all of the counties in the State. After that, final figures for this county and for other counties in the State will be published in a State Report.

Generally, the data for both 1950 and 1945 are based upon the tabulation of reports for all farms in the county. However, the 1950 data for items followed by a star (*) represent estimates for all farms made on the basis of reports from a sample of approximately 20 percent of the farms.

Inventory items are for April 1, 1950 and January 1, 1945; and production items are for the calendar years 1949 and 1944.

Item	County total	Item	County total
FARMS, ACREAGE, AND VALUE		FARMS BY SIZE	
Farms.....number 1950....	1,413	Under 10 acres.....number 1950....	198
	1945.....1,609	Under 3 acres.....number 1950....	277
Approximate land area.....acres 1950....	803,840	3 to 9 acres.....number 1950....	17
Proportion in farms.....percent 1950....	38.6	10 to 29 acres.....number 1950....	13
Land owned by farm operators.....acres 1950....	236,831	30 to 49 acres.....number 1950....	181
Land rented from others by farm operators.....acres 1950....	85,853	50 to 69 acres.....number 1950....	264
Land managed by farm operators.....acres 1950....	1,450	70 to 99 acres.....number 1950....	236
Land rented to others by farm operators.....acres 1950....	13,256	100 to 139 acres.....number 1950....	263
Land in farms.....acres 1950....	310,578	140 to 179 acres.....number 1950....	92
	1945.....306,852	180 to 219 acres.....number 1950....	105
Average size of farm.....acres 1950....	219.8	220 to 259 acres.....number 1950....	50
	1945.....190.7	260 to 499 acres.....number 1950....	53
Value of land and buildings.....average per farm, dollars 1950*..	13,765	500 to 999 acres.....number 1950....	103
	1945.....6,141	1,000 acres and over.....number 1950....	149
	1945*.....69.95		91
	1945.....32.20		105
Land in farms according to use:			183
Cropland harvested.....farms reporting 1949....	1,227		221
1944.....1,403			73
acres 1949....74,334			64
1944.....74,885			65
1 to 9 acres.....farms reporting 1949....	318		67
1944.....502			182
10 to 19 acres.....farms reporting 1949....	191		179
1944.....219			104
20 to 29 acres.....farms reporting 1949....	135		91
1944.....151			36
30 to 49 acres.....farms reporting 1949....	187		42
1944.....196			
50 to 99 acres.....farms reporting 1949....	200		
1944.....167			
100 to 199 acres.....farms reporting 1949....	104		
1944.....75			
200 acres and over.....farms reporting 1949....	90		
1944.....89			
Cropland used only for pasture.....farms reporting 1949....	498		
1944.....381			
acres 1949....8,849			
1944.....7,212			
Cropland not harvested and not pastured.....farms reporting 1949....	430		
1944.....24,756			
acres 1949....19,814			
1944.....244			
Cultivated summer fallow.....farms reporting 1949....	14,100		
1944.....161			
1 to 49 acres.....farms reporting 1949....	63		
50 to 199 acres.....farms reporting 1949....	20		
200 acres and over.....farms reporting 1949....	317		
1944.....10,656			
Other.....farms reporting 1949....	691		
Woodland pastured.....farms reporting 1949....	813		
1944.....122,557			
acres 1949....143,683			
1944.....325			
Woodland not pastured.....farms reporting 1949....	154		
1944.....45,665			
acres 1949....19,593			
1944.....246			
Other pasture (not cropland and not woodland).....farms reporting 1949....	317		
1944.....22,887			
acres 1949....33,433			
1944.....1,271			
Other land (house lots, roads, wasteland, etc.).....farms reporting 1949....	1,592		
1944.....11,530			
acres 1949....8,232			
1944.....335			
Irrigated land in farms.....farms reporting 1949....	347		
1944.....3,566			
acres 1949....2,529			
1944.....32			
Land irrigated by sprinklers.....farms reporting 1949....	942		
acres 1949....			
FARM OPERATORS		FARMS BY COLOR AND TENURE OF OPERATOR	
Residing on farm operated.....operators reporting 1950....	1,343	Farms by color of operator:	
	1945.....1,515	White operators.....number 1950....	1,411
Not residing on farm operated.....operators reporting 1950....	51	1945.....1,602	
	1945.....81	Nonwhite operators.....number 1950....	2
With other income of family exceeding value of agricultural products sold.....operators reporting 1949....	720	1945.....7	
Working off their farm, total.....operators reporting 1949....	810	Farms by tenure of operator:	
	1944.....873	Full owners.....number 1950....	1,136
100 days or more.....operators reporting 1949....	557	1945.....1,223	
1944.....670		Part owners.....number 1950....	186
		1945.....217	
		Managers.....number 1950....	2
		1945.....5	
		All tenants.....number 1950....	89
		1945.....164	
		Proportion of tenancy.....percent 1950....	6.3
		1945.....10.2	
		Cash tenants.....number 1950....	26
		1945.....87	
		Share-cash tenants.....number 1950....	7
		1945.....1	
		Share tenants and croppers.....number 1950....	29
		1945.....61	
		Crop-share tenants and croppers.....number 1950....	26
		Livestock-share tenants.....number 1950....	3
		Other and unspecified tenants.....number 1950....	27
		1945.....15	
		Other tenants.....number 1950....	16
		Unspecified tenants.....number 1950....	11
		SPECIFIED FACILITIES AND EQUIPMENT*	
		Telephone.....farms reporting 1950....	468
		1945.....356	
		Electricity.....farms reporting 1950....	1,345
		1945.....1,102	
		From a power line.....farms reporting 1950....	1,295
		Average of last monthly electric bill.....dollars 1950....	6.40
		Electric water pump.....farms reporting 1950....	523
		Electric hot-water heater.....farms reporting 1950....	509
		Home freezer.....farms reporting 1950....	81
		Electric washing machine.....farms reporting 1950....	1,230
		Electric chick brooder.....farms reporting 1950....	327
		Electric power feed grinder.....farms reporting 1950....	15
		Milking machine.....farms reporting 1950....	225
		Grain combines.....farms reporting 1950....	199
		number 1950....	212
		Corn pickers.....farms reporting 1950....	
		number 1950....	66
		Pick-up hay balers.....farms reporting 1950....	66
		number 1950....	61
		Upright silos.....farms reporting 1950....	66
		number 1950....	65
		Pit or trench silos.....farms reporting 1950....	15
		number 1950....	15

*Data for 1944 not strictly comparable with those for 1949.

Item	County total	Item	County total
SPECIFIED FACILITIES AND EQUIPMENT*—Continued		FARMS BY TYPE OF FARM—Continued	
Motortrucks.....farms reporting 1950...	847	Livestock: farms other than dairy and poultry.....number 1950...	137
1945.....	740	General farms.....number 1950...	84
number 1950....	1,040	Primarily crop.....number 1950....	9
1945.....	832	Primarily livestock.....number 1950....	5
Tractors.....farms reporting 1950....	771	Crop and livestock.....number 1950....	70
1945.....	502	Miscellaneous and unclassified farms.....number 1950....	756
number 1950....	953		
1945.....	573		
Wheel tractors other than garden.....farms reporting 1950....	556	FARMS BY ECONOMIC CLASS	
number 1950....	593	Commercial farms.....number 1950....	694
1945.....	141	Class I (Value of products sold, \$25,000 or more)..number 1950....	8
Garden tractors.....farms reporting 1950....	141	Class II (Value of products sold,\$10,000-\$24,999)..number 1950....	31
number 1950....	193	Class III (Value of products sold,\$5,000-\$9,999)..number 1950....	136
1945.....	219	Class IV (Value of products sold, \$2,500-\$4,999)..number 1950....	182
Crawler tractors.....farms reporting 1950....	193	Class V (Value of products sold, \$1,200-\$2,499)..number 1950....	196
number 1950....	219	Class VI (Value of products sold,\$250-\$1,199) ¹ ..number 1950....	121
1945.....	1,056	Other farms.....number 1950....	719
Automobiles.....farms reporting 1950....	1,118	Part-time ²number 1950....	229
1945.....	1,246	Residential (Less than \$250 value of products sold).....number 1950....	490
number 1950....	1,234	Abnormal ²number 1950....	
1945.....			
Farms by class of work power:		VALUE OF PRODUCTS SOLD, BY SOURCE	
No tractor, horses, or mules.....farms reporting 1950....	352	All farm products sold.....dollars 1949....	3,075,752
No tractor and only 1 horse or mule.....farms reporting 1950....	65	1944.....	2,569,651
No tractor and 2 or more horses and/or mules.....farms reporting 1950....	230	All crops sold.....dollars 1949....	1,223,620
Tractor and horses and/or mules.....farms reporting 1950....	311	1944.....	1,190,403
Tractor and no horses or mules.....farms reporting 1950....	455	Field crops, other than vegetables and fruits and nuts sold.....dollars 1949....	1,107,807
TRADING CENTER AND ROAD*		1944.....	1,012,366
Distance to trading center visited most frequently:		Vegetables sold.....dollars 1949....	16,736
Under 1 mile.....farms reporting 1950....	75	1944.....	16,736
1 to 4 miles.....farms reporting 1950....	535	Fruits and nuts sold.....dollars 1949....	24,254
5 to 9 miles.....farms reporting 1950....	317	1944.....	61,221
10 miles and over.....farms reporting 1950....	459	Horticultural specialties sold.....dollars 1949....	75,043
Average distance reported.....miles 1950....	8	1944.....	60,068
Distance over dirt or unimproved roads:		All livestock and livestock products sold.....dollars 1949....	1,757,323
0.0 to 0.2 miles.....farms reporting 1950....	603	1944.....	1,366,027
0.3 to 0.9 miles.....farms reporting 1950....	130	Dairy products sold.....dollars 1949....	698,468
1.0 to 4.9 miles.....farms reporting 1950....	387	1944.....	528,940
5.0 miles and over.....farms reporting 1950....	96	Poultry and poultry products sold.....dollars 1949....	357,581
Average distance reported.....miles 1950....	1.4	1944.....	301,436
Kind of road on which farm is located:		Livestock and livestock products, other than dairy and poultry, sold.....dollars 1949....	703,271
Hard surface.....farms reporting 1950....	382	1944.....	539,651
Gravel, shell, or shale.....farms reporting 1950....	542	Forest products sold.....dollars 1949....	94,632
Dirt or unimproved.....farms reporting 1950....	417	1944.....	53,219
FARM LABOR*		HORSES AND MULES	
Week preceding enumeration:		Horses and/or mules.....farms reporting 1950....	604
Family and/or hired workers.....farms reporting 1950....	1,217	Horses and colts, including ponies.....farms reporting 1950....	600
persons 1950....	1,966	1945.....	845
Family workers, including operator.....farms reporting 1950....	1,201	number 1950....	1,441
Operators.....persons 1950....	1,141	Mules and male colts.....farms reporting 1950....	2,340
Unpaid members of operator's family.....farms reporting 1950....	518	1945.....	16
persons 1950....	680	number 1950....	21
Hired workers.....farms reporting 1950....	100	1945.....	28
persons 1950....	145	number 1950....	32
SPECIFIED FARM EXPENDITURES*		CATTLE AND DAIRY PRODUCTS	
Specified farm expenditures.....farms reporting 1949....	1,307	Cattle and calves.....farms reporting 1950....	1,107
Machine hire and/or hired labor.....farms reporting 1949....	922	1945.....	1,835
Machine hire.....farms reporting 1949....	680	number 1950....	12,947
dollars 1949....	91,575	1945.....	15,920
Hired labor.....farms reporting 1949....	567	Cows, including heifers that have calved.....farms reporting 1950....	1,057
dollars 1949....	292,237	1945 ³	1,197
Feed for livestock and poultry.....farms reporting 1949....	1,116	number 1950....	6,228
dollars 1949....	548,359	1945 ³	8,311
Livestock and poultry purchased.....farms reporting 1949....	815	Milk cows.....farms reporting 1950....	1,016
dollars 1949....	232,955	number 1950....	4,472
Seeds, bulbs, plants, and trees purchased.....farms reporting 1949....	839	1945.....	699
dollars 1949....	88,445	Heifers born before Jan. 1.....farms reporting 1950....	2,129
Gasoline and other petroleum fuel and oil.....farms reporting 1949....	862	number 1950....	581
dollars 1949....	243,488	Calves born since Jan. 1.....farms reporting 1950....	1,836
Tractor repairs.....farms reporting 1949....	437	number 1950....	611
dollars 1949....	65,965	Whole milk sold.....farms reporting 1949....	2,194
Other farm machinery repairs.....farms reporting 1949....	481	1944.....	250
dollars 1949....	84,712	gallons 1949....	343
FARMS BY TOTAL VALUE OF PRODUCTS SOLD		1944.....	1,715,816
No sales.....number 1950....	206	dollars 1949....	1,406,178
\$1 to \$249.....number 1950....	284	1944.....	568,682
\$250 to \$399.....number 1950....	93	1944.....	439
\$400 to \$599.....number 1950....	77	pounds of butterfat 1949....	596
\$600 to \$999.....number 1950....	113	1944.....	214,237
\$1,000 to \$1,499.....number 1950....	124	dollars 1949....	284,354
\$1,500 to \$1,999.....number 1950....	139	1944.....	126,795
\$2,000 to \$2,999.....number 1950....	106		
\$3,000 to \$3,999.....number 1950....	123		
\$4,000 to \$9,999.....number 1950....	87		
\$10,000 and over.....number 1950....	59		
FARMS BY TYPE OF FARM		HOGS	
Field-crop farms other than vegetable and fruit-and-nut.....number 1950....	160	Hogs and pigs.....farms reporting 1950....	298
Cash-grain.....number 1950....	155	1945.....	473
Cotton.....number 1950....	5	number 1950....	1,563
Other field-crop.....number 1950....		1945.....	2,197
Vegetable farms.....number 1950....		4 months old and over.....farms reporting 1950....	236
Fruit-and-nut farms.....number 1950....		number 1950....	822
Dairy farms.....number 1950....	206	Less than 4 months old.....farms reporting 1950....	114
Poultry farms.....number 1950....	70	number 1950....	741
		Sows and gilts for spring farrowing.....farms reporting 1950....	96
		number 1950....	168
		1945.....	198
		number 1950....	301

¹Part-time farms include those with value of products sold of \$250-\$1,199 and operator either reporting 100 days or more of off-farm work or reporting other income exceeding value of agricultural products sold.
²Public and private institutional farms, community projects, etc.
³Cows and heifers 2 years old and over.

Item	County total	Item	County total
SHEEP AND WOOL		SPECIFIED CROPS HARVESTED	
Sheep and lambs.....farms reporting 1950...	24	Corn:	
1945.....	48	Corn for all purposes.....farms reporting 1949...	28
number 1950.....	5,947	1944.....	38
1945.....	2,513	acres 1949.....	98
Sheep and lambs born before Oct. 1, 1949.....farms reporting 1950...	23	1944.....	205
number 1950.....	2,911	Harvested for grain.....farms reporting 1949...	19
Ewes.....farms reporting 1950...	23	1944.....	20
1945 ¹	36	acres 1949.....	44
number 1950.....	2,723	1944.....	49
1945 ¹	2,245	bushels 1949.....	1,250
Yearling ewes.....farms reporting 1950...	15	1944.....	1,292
number 1950.....	571	Cut for silage.....farms reporting 1949...	6
Older ewes.....farms reporting 1950...	20	acres 1949.....	43
number 1950.....	2,154	tons green weight 1949.....	195
Rams and wethers.....farms reporting 1950...	13	Hogged or grazed, or cut for green	
number 1950.....	186	or dry fodder.....farms reporting 1949...	4
Lambs born since Oct. 1, 1949.....farms reporting 1950...	19	acres 1949.....	11
number 1950.....	3,036	Small grains:	
Sheep and lambs shorn.....farms reporting 1949...	17	Grains grown together and threshed	
1944.....	37	as a mixture.....farms reporting 1949...	14
number shorn 1949.....	3,468	acres 1949.....	405
Wool shorn.....pounds 1949...	26,547	bushels 1949.....	11,503
1944.....	20,343	Winter wheat threshed or combined.....farms reporting 1949...	345
Average date of enumeration.....1950...	Apr. 15-Apr. 28	1944.....	260
POULTRY AND POULTRY PRODUCTS		acres 1949.....	26,288
Chickens, 4 months old and over, on hand.....farms reporting 1950...	955	1944.....	20,178
1945.....	1,261	bushels 1949.....	443,611
number 1950.....	61,842	1944.....	475,735
1945.....	85,662	Spring wheat threshed or combined.....farms reporting 1949...	95
Chickens sold.....farms reporting 1949...	321	1944.....	113
number 1949.....	92,760	acres 1949.....	2,075
dollars 1949.....	112,081	1944.....	1,563
Chicken eggs sold.....farms reporting 1949...	535	bushels 1949.....	32,956
dozens 1949.....	507,244	1944.....	33,418
dollars 1949.....	242,611	Oats threshed or combined.....farms reporting 1949...	382
Turkeys, 4 months old and over, on hand.....farms reporting 1950...	9	1944.....	288
number 1950.....	62	acres 1949.....	9,609
Turkeys raised.....farms reporting 1949...	18	1944.....	8,231
1944.....	19	bushels 1949.....	209,868
number 1949.....	457	1944.....	219,947
1944.....	359	Oats cut for feeding unthreshed.....farms reporting 1949...	74
ANIMALS SOLD ALIVE		1944.....	299
Cattle, hogs, sheep, horses, or mules		acres 1949.....	662
sold alive.....farms reporting 1949...	785	1944.....	2,936
dollars 1949.....	640,717	Barley threshed or combined.....farms reporting 1949...	183
Cattle and/or calves sold alive.....farms reporting 1949...	708	1944.....	147
number 1949.....	804	acres 1949.....	3,582
1944.....	5,007	1944.....	2,576
number 1944.....	6,065	bushels 1949.....	59,698
Cattle sold alive, excluding calves.....farms reporting 1949...	528	1944.....	63,251
number 1949.....	2,905	Annual legumes:	
dollars 1949.....	417,926	Dry field and seed beans harvested	
Calves sold alive.....farms reporting 1949...	450	for beans.....farms reporting 1949...	24
number 1949.....	2,102	1944 ²	4
dollars 1949.....	102,603	acres 1949.....	495
Hogs and pigs sold alive.....farms reporting 1949...	240	1944 ²	9
number 1949.....	435	100-lb. bags 1949.....	3,256
1944.....	2,450	1944 ²	15
dollars 1949.....	4,656	Dry field and seed peas, other than Austrian	
1944.....	75,806	winter peas, harvested for peas.....farms reporting 1949...	63
Sheep and lambs sold alive.....farms reporting 1949...	18	1944.....	74
number 1949.....	27	acres 1949.....	9,188
1944.....	2,017	1944.....	10,503
number 1944.....	2,087	100-lb. bags 1949.....	56,390
dollars 1949.....	39,302	1944.....	110,773
1944.....	78	Hay crops:	
Horses and mules sold alive.....farms reporting 1949...	158	Land from which hay was cut.....farms reporting 1949...	1,050
number 1949.....	5,080	acres 1949.....	21,526
dollars 1949.....		Alfalfa cut for hay (or for	
FARM SLAUGHTER		dehydrating).....farms reporting 1949...	698
Any cattle, hogs, or sheep butchered.....farms reporting 1949...	759	1944.....	932
number 1949.....	521	acres 1949.....	10,160
Cattle and/or calves butchered.....farms reporting 1949...	836	1944.....	15,012
number 1949.....	210	tons 1949.....	13,023
Cattle butchered, excluding calves.....farms reporting 1949...	388	1944.....	17,431
number 1949.....	266	Clover or timothy cut for hay.....farms reporting 1949...	361
1944.....	861	1944.....	332
Calves butchered.....farms reporting 1949...	345	acres 1949.....	7,693
number 1949.....	495	1944.....	5,259
1944.....	570	tons 1949.....	9,648
number 1944.....	1,270	1944.....	5,840
Hogs and pigs butchered.....farms reporting 1949...	482	Oats, wheat, barley, rye, or other small	
number 1949.....	676	grain cut for hay.....farms reporting 1949...	184
1944.....	855	1944.....	261
number 1944.....	1,395	acres 1949.....	1,565
Sheep and lambs butchered.....farms reporting 1949...	12	1944.....	2,621
number 1949.....	26	tons 1949.....	1,323
Meat, lard, hides, and other products sold		1944.....	2,774
from animals butchered.....farms reporting 1949...	203	Wild hay out.....farms reporting 1949...	62
dollars 1949.....	25,594	1944.....	52
		acres 1949.....	1,390
		1944.....	819
		tons 1949.....	1,361
		1944.....	816

¹Ewes and ewe lambs kept for breeding.
²Does not include soybeans.

Item	County total	Item	County total
SPECIFIED CROPS HARVESTED—Continued		SPECIFIED CROPS HARVESTED—Continued	
Hay crops—Continued		Vegetables harvested for sale—Continued	
Other hay out.....farms reporting 1949...	64	Tomatoes.....farms reporting 1949...	9
acres 1949...	1,055	1944...	25
1944...	3,408	acres 1949...	6
tons 1949...	1,187	1944...	15
1944...	3,720	Watermelons.....farms reporting 1949...	1
Field crops (other):		acres 1949...	(*)
Alfalfa seed harvested.....farms reporting 1949...		Other vegetables.....acres 1949...	4
1944...		Berries and other small fruit harvested for sale:	
acres 1949...		Strawberries.....farms reporting 1949...	52
1944...		acres 1949...	22
pounds 1949...		quarts 1949...	23,093
1944...		Raspberries (tame).....farms reporting 1949...	55
Red clover seed harvested.....farms reporting 1949...	7	acres 1949...	23
1944...	2	quarts 1949...	18,925
acres 1949...	73	Tree fruits, nuts, and grapes:	
1944...	8	Land in bearing and nonbearing fruit orchards, groves,	
pounds 1949...	3,125	vineyards, and planted nut trees.....farms reporting 1950...	621
1944...	300	1945...	345
Alsike clover seed harvested.....farms reporting 1949...	2	acres 1950 ¹ ...	241
acres 1949...	20	1945...	542
pounds 1949...	2,935	Apples.....farms reporting 1950...	615
Austrian winter peas, including Dixie Wonder,		1945...	702
harvested.....farms reporting 1949...	1	trees of all ages..number 1950...	9,312
acres 1949...	1	1945...	16,233
pounds 1949...	600	trees not of bearing age..number 1950...	2,456
Irish potatoes harvested for home use or for		trees of bearing age..number 1950...	6,896
sale.....farms reporting 1949...	565	quantity harvested..bushels 1949...	12,556
1944...	508	1944...	37,080
acres 1949 ¹ ...	185	Peaches.....farms reporting 1950...	117
1944...	366	1945...	12
100-lb. bags 1949...	13,424	trees of all ages..number 1950...	454
1944...	19,262	1945...	1,365
Popcorn harvested.....farms reporting 1949...	3	trees not of bearing age..number 1950...	237
acres 1949...	(*)	trees of bearing age..number 1950...	219
100 lb. ear corn 1949...	12	quantity harvested..bushels 1949...	55
Sugar beets harvested for sugar.....farms reporting 1949...		1944...	451
1944...		Pears.....farms reporting 1950...	27
acres 1949...		1945...	59
1944...		trees of all ages..number 1950...	1,733
tons 1949...		1945...	2,454
1944...		trees not of bearing age..number 1950...	733
Root and grain crops hogged or grazed,		trees of bearing age..number 1950...	1,052
other than corn.....farms reporting 1949...	3	quantity harvested..bushels 1949...	1,309
acres 1949...	14	1944...	4,934
Vegetables harvested for home use (other than		Sour cherries.....farms reporting 1950...	272
Irish and sweet potatoes).....farms reporting 1949...	929	trees of all ages..number 1950...	1,859
1944...	1,214	trees not of bearing age..number 1950...	255
Vegetables harvested for sale.....farms reporting 1949...	39	trees of bearing age..number 1950...	1,631
1944...	87	quantity harvested..pounds 1949...	47,322
acres 1949...	73	Sweet cherries.....farms reporting 1950...	266
1944...	127	trees of all ages..number 1950...	1,677
sold dollars 1949...	16,716	trees not of bearing age..number 1950...	281
1944...	16,750	trees of bearing age..number 1950...	1,413
Green beans (snap, string, or wax).....farms reporting 1949...	5	quantity harvested..pounds 1949...	33,555
1944...	14	Plums and prunes.....farms reporting 1950...	58
acres 1949...	22	1945...	55
1944...	2	trees of all ages..number 1950...	1,421
Cabbage.....farms reporting 1949...	5	1945...	2,055
1944...	14	trees not of bearing age..number 1950...	293
acres 1949...	3	trees of bearing age..number 1950...	1,123
1944...	4	quantity harvested..bushels 1949...	2,024
Cantaloups and muskmelons.....farms reporting 1949...	2	1944...	4,107
acres 1949...	1	Apricots.....farms reporting 1950...	77
Carrots.....farms reporting 1949...	7	1945...	42
acres 1949...	1	trees of all ages..number 1950...	151
Sweet corn.....farms reporting 1949...	34	1945...	23
1944...	56	trees not of bearing age..number 1950...	83
acres 1949...	34	trees of bearing age..number 1950...	7
1944...	81	quantity harvested..pounds 1949...	742
Lettuce and romaine.....farms reporting 1949...	3	1944...	3,522
acres 1949...	1	Grapes.....farms reporting 1950...	121
Dry onions.....farms reporting 1949...	2	1945...	93
acres 1949...	(*)	vines of all ages..number 1950...	1,295
1944...		1945...	1,401
Green peas.....farms reporting 1949...	7	vines not of bearing age..number 1950...	213
1944...	1	vines of bearing age..number 1950...	1,081
acres 1949...	1	quantity harvested..pounds 1949...	9,281
1944...	1	1944...	13,631

¹For 1949, does not include acres for farms with less than 10 bags harvested.
²For 1950, does not include acres for farms reporting less than 1/2 acre.
 *Less than 1 acre.

1950 CENSUS OF AGRICULTURE

FARMS, FARM CHARACTERISTICS, FARM PRODUCTS

For release February 19, 1951

LATAH, IDAHO

(82-029) Series AC50-1

This release presents figures from the 1950 Census of Agriculture, together with available comparative data from the 1945 Census of Agriculture. The figures from the 1950 Census are preliminary and are subject to revision. A similar report will be released for every county in the United States. A preliminary report, carrying State totals only, will be issued following the publication of figures for all of the counties in the State. After that, final figures for this county and for other counties in the State will be published in a State Report.

Generally, the data for both 1950 and 1945 are based upon the tabulation of reports for all farms in the county. However, the 1950 data for items followed by a star (*) represent estimates for all farms made on the basis of reports from a sample of approximately 20 percent of the farms.

Inventory items are for April 1, 1950 and January 1, 1945; and production items are for the calendar years 1949 and 1944.

Item	County total	Item	County total
FARMS, ACREAGE, AND VALUE		FARMS BY SIZE	
Farms.....number 1950...	1,457	Under 10 acres.....number 1950...	120
1945.....	1,566	1945.....	130
Approximate land area.....acres 1950...	697,600	Under 3 acres.....number 1950...	34
Proportion in farms.....percent 1950...	53.8	1945.....	17
Land owned by farm operators.....acres 1950...	252,754	3 to 9 acres.....number 1950...	86
Land rented from others by farm operators.....acres 1950...	141,200	1945.....	113
Land managed by farm operators.....acres 1950...	1,795	10 to 29 acres.....number 1950...	89
Land rented to others by farm operators.....acres 1950...	20,586	1945.....	117
Land in farms.....acres 1950...	375,163	30 to 49 acres.....number 1950...	96
1945.....	374,757	1945.....	130
Average size of farm.....acres 1950...	257.5	50 to 69 acres.....number 1950...	43
1945.....	239.3	1945.....	32
Value of land and buildings.....average per farm, dollars 1950*	29,621	70 to 99 acres.....number 1950...	126
1945.....	15,778	1945.....	152
average per acre, dollars 1950*	164.63	100 to 139 acres.....number 1950...	108
1945.....	65.93	1945.....	107
Land in farms according to use:		140 to 179 acres.....number 1950...	178
Cropland harvested.....farms reporting 1949...	1,317	1945.....	187
1944.....	1,445	180 to 219 acres.....number 1950...	90
acres 1949.....	188,346	1945.....	90
1944.....	194,261	220 to 259 acres.....number 1950...	83
1 to 9 acres.....farms reporting 1949...	161	1945.....	77
1944.....	234	260 to 499 acres.....number 1950...	331
10 to 19 acres.....farms reporting 1949...	110	1945.....	372
1944.....	148	500 to 999 acres.....number 1950...	155
20 to 29 acres.....farms reporting 1949...	85	1945.....	138
1944.....	91	1,000 acres and over.....number 1950...	38
30 to 49 acres.....farms reporting 1949...	128	1945.....	34
1944.....	112		
50 to 99 acres.....farms reporting 1949...	214	FARMS BY COLOR AND TENURE OF OPERATOR	
1944.....	230	Farms by color of operator:	
100 to 199 acres.....farms reporting 1949...	303	White operators.....number 1950...	1,457
1944.....	294	1945.....	1,563
200 acres and over.....farms reporting 1949...	316	Nonwhite operators.....number 1950...	3
1944.....	336	1945.....	3
Cropland used only for pasture.....farms reporting 1949...	557	Farms by tenure of operator:	
1944 ¹	481	Full owners.....number 1950...	907
acres 1949.....	9,362	1945.....	883
1944 ¹	8,207	Part owners.....number 1950...	349
Cropland not harvested and not pastured.....farms reporting 1949...	714	1945.....	405
1944.....	38,665	Managers.....number 1950...	2
acres 1949.....	24,724	1945.....	3
1944.....	515	All tenants.....number 1950...	199
Cultivated summer fallow.....farms reporting 1949...	342	1945.....	3
1 to 49 acres.....farms reporting 1949...	152	Proportion of tenancy.....percent 1950...	13.6
50 to 199 acres.....farms reporting 1949...	21	1945.....	17.6
200 acres and over.....farms reporting 1949...	21	Cash tenants.....number 1950...	23
Other.....farms reporting 1949...	364	1945.....	50
acres 1949.....	11,428	Share-cash tenants.....number 1950...	36
1944.....	657	1945.....	10
Woodland pastured.....farms reporting 1949...	696	Share tenants and croppers.....number 1950...	118
1944.....	66,496	1945.....	197
acres 1949.....	81,391	Crop-share tenants and croppers.....number 1950...	104
1944.....	420	Livestock-share tenants.....number 1950...	14
Woodland not pastured.....farms reporting 1949...	158	Other and unspecified tenants.....number 1950...	22
1944.....	35,758	1945.....	18
acres 1949.....	14,020	Other tenants.....number 1950...	11
1944 ¹	38,995	Unspecified tenants.....number 1950...	11
Other pasture (not cropland and not woodland).....farms reporting 1949...	345		
1944 ¹	587	SPECIFIED FACILITIES AND EQUIPMENT*	
acres 1949.....	22,233	Telephone.....farms reporting 1950...	1,017
1944 ¹	38,995	1945.....	1,092
Other land (house lots, roads, wasteland, etc.).....farms reporting 1949...	1,371	Electricity.....farms reporting 1950...	1,354
1944.....	1,538	1945.....	1,177
acres 1949.....	14,303	From a power line.....farms reporting 1950...	1,344
1944.....	13,159	Average of last monthly electric bill.....dollars 1950...	7.46
Irrigated land in farms.....farms reporting 1949...	4	Electric water pump.....farms reporting 1950...	820
1944.....	31	Electric hot-water heater.....farms reporting 1950...	647
acres 1949.....	31	Home freezer.....farms reporting 1950...	281
1944.....	3	Electric washing machine.....farms reporting 1950...	1,249
Land irrigated by sprinklers.....farms reporting 1949...	3	Electric chick brooder.....farms reporting 1950...	385
acres 1949.....	6	Electric power feed grinder.....farms reporting 1950...	58
		Milking machine.....farms reporting 1950...	91
		Grain combines.....farms reporting 1950...	724
		number 1950.....	716
		Corn pickers.....farms reporting 1950...	45
		number 1950.....	45
		Pick-up hay balers.....farms reporting 1950...	45
		number 1950.....	11
		Upright silos.....farms reporting 1950...	11
		number 1950.....	11
		Pit or trench silos.....farms reporting 1950...	6
		number 1950.....	6

¹Data for 1944 not strictly comparable with those for 1949.

Item	County total	Item	County total
SPECIFIED FACILITIES AND EQUIPMENT*—Continued		FARMS BY TYPE OF FARM—Continued	
Motor trucks.....farms reporting 1950...	1,034	Livestock farms other than dairy and poultry.....number 1950...	137
1945.....	897	General farms.....number 1950...	95
number 1950.....	1,399	Primarily crop.....number 1950.....	14
number 1945.....	1,067	Primarily livestock.....number 1950.....	38
Tractors.....farms reporting 1950.....	1,009	Crop and livestock.....number 1950.....	43
1945.....	837	Miscellaneous and unclassified farms.....number 1950.....	457
number 1950.....	1,614		
number 1945.....	1,054		
Wheel tractors other than garden.....farms reporting 1950.....	634		
number 1945.....	561		
Garden tractors.....farms reporting 1950.....	111		
number 1950.....	117		
Crawler tractors.....farms reporting 1950.....	714		
number 1950.....	836		
Automobiles.....farms reporting 1950.....	1,069		
number 1950.....	1,075		
number 1945.....	1,317		
number 1950.....	1,183		
Farms by class of work power:			
No tractor, horses, or mules.....farms reporting 1950.....	243		
No tractor and only 1 horse or mule.....farms reporting 1950.....	74		
No tractor and 2 or more horses and/or mules.....farms reporting 1950.....	139		
Tractor and horses and/or mules.....farms reporting 1950.....	376		
Tractor and no horses or mules.....farms reporting 1950.....	625		
TRADING CENTER AND ROAD*			
Distance to trading center visited most frequently:			
Under 1 mile.....farms reporting 1950.....	145		
1 to 4 miles.....farms reporting 1950.....	470		
5 to 9 miles.....farms reporting 1950.....	455		
10 miles and over.....farms reporting 1950.....	349		
Average distance reported.....miles 1950.....	7		
Distance over dirt or unimproved roads:			
0.0 to 0.2 miles.....farms reporting 1950.....	870		
0.3 to 0.9 miles.....farms reporting 1950.....	70		
1.0 to 4.9 miles.....farms reporting 1950.....	197		
5.0 miles and over.....farms reporting 1950.....	61		
Average distance reported.....miles 1950.....	0.7		
Kind of road on which farm is located:			
Hard surface.....farms reporting 1950.....	236		
Gravel, shell, or shale.....farms reporting 1950.....	937		
Dirt or unimproved.....farms reporting 1950.....	221		
FARM LABOR*			
Next preceding enumeration:			
Family and/or hired workers.....farms reporting 1950.....	1,289		
persons 1950.....	2,018		
Family workers, including operator.....farms reporting 1950.....	1,278		
Operators.....persons 1950.....	1,208		
Unpaid members of operator's family.....farms reporting 1950.....	395		
persons 1950.....	555		
Hired workers.....farms reporting 1950.....	122		
persons 1950.....	255		
SPECIFIED FARM EXPENDITURES*			
Specified farm expenditures.....farms reporting 1949.....	1,364		
Machine hire and/or hired labor.....farms reporting 1949.....	1,043		
Machine hire.....farms reporting 1949.....	696		
dollars 1949.....	222,850		
Hired labor.....farms reporting 1949.....	802		
dollars 1949.....	503,211		
Feed for livestock and poultry.....farms reporting 1949.....	1,070		
dollars 1949.....	418,644		
Livestock and poultry purchased.....farms reporting 1949.....	805		
dollars 1949.....	282,638		
Seeds, bulbs, plants, and trees purchased.....farms reporting 1949.....	829		
dollars 1949.....	254,825		
Gasoline and other petroleum fuel and oil.....farms reporting 1949.....	1,104		
dollars 1949.....	524,817		
Tractor repairs.....farms reporting 1949.....	842		
dollars 1949.....	227,018		
Other farm machinery repairs.....farms reporting 1949.....	784		
dollars 1949.....	236,897		
FARMS BY TOTAL VALUE OF PRODUCTS SOLD			
No sales.....number 1950.....	69		
\$1 to \$49.....number 1950.....	186		
\$50 to \$99.....number 1950.....	31		
\$100 to \$499.....number 1950.....	77		
\$500 to \$999.....number 1950.....	148		
\$1,000 to \$1,499.....number 1950.....	97		
\$1,500 to \$1,999.....number 1950.....	128		
\$2,000 to \$2,999.....number 1950.....	137		
\$3,000 to \$9,999.....number 1950.....	196		
\$10,000 to \$99,999.....number 1950.....	161		
\$100,000 and over.....number 1950.....	227		
FARMS BY TYPE OF FARM			
Field-crop farms other than vegetable and fruit-and-nut.....number 1950.....	663		
Cann-grain.....number 1950.....	663		
Cotton.....number 1950.....			
Other field-crop.....number 1950.....			
Vegetable farms.....number 1950.....			
Fruit-and-nut farms.....number 1950.....	5		
Dairy farms.....number 1950.....	81		
Poultry farms.....number 1950.....	19		
FARMS BY ECONOMIC CLASS			
Commercial farms.....number 1950.....	1,014		
Class I (Value of products sold, \$25,000 or more).....number 1950.....	47		
Class II (Value of products sold, \$10,000-\$24,999).....number 1950.....	173		
Class III (Value of products sold, \$5,000-\$9,999).....number 1950.....	247		
Class IV (Value of products sold, \$2,500-\$4,999).....number 1950.....	247		
Class V (Value of products sold, \$1,200-\$2,499).....number 1950.....	208		
Class VI (Value of products sold, \$250-\$1,199) ¹number 1950.....	50		
Other farms.....number 1950.....	443		
Part-time ²number 1950.....	183		
Residential ¹ (Less than \$250 value of products sold).....number 1950.....	250		
Abnormal ²number 1950.....	10		
VALUE OF PRODUCTS SOLD, BY SOURCE			
All farm products sold.....dollars 1949.....	7,429,651		
1944.....	7,508,961		
All crops sold.....dollars 1949.....	5,720,818		
1944.....	5,953,526		
Field crops, other than vegetables and fruits and nuts sold.....dollars 1949.....	5,680,248		
1944.....	5,899,335		
Vegetables sold.....dollars 1949.....	22,448		
1944.....	12,179		
Fruits and nuts sold.....dollars 1949.....	15,347		
1944.....	28,678		
Horticultural specialties sold.....dollars 1949.....	2,975		
1944.....	13,314		
All livestock and livestock products sold.....dollars 1949.....	1,609,475		
1944.....	1,463,171		
Dairy products sold.....dollars 1949.....	395,127		
1944.....	340,255		
Poultry and poultry products sold.....dollars 1949.....	141,511		
1944.....	130,306		
Livestock and livestock products, other than dairy and poultry, sold.....dollars 1949.....	1,072,837		
1944.....	992,610		
Forest products sold.....dollars 1949.....	99,860		
1944.....	92,264		
HORSES AND MULES			
Horses and/or mules.....farms reporting 1950.....	567		
Horses and colts, including ponies.....farms reporting 1950.....	559		
1945.....	961		
number 1950.....	1,315		
1945.....	2,701		
Mules and mule colts.....farms reporting 1950.....	16		
1945.....	28		
number 1950.....	32		
1945.....	62		
CATTLE AND DAIRY PRODUCTS			
Cattle and calves.....farms reporting 1950.....	1,309		
1945.....	1,387		
number 1950.....	13,611		
1945.....	16,282		
Cows, including heifers that have calved.....farms reporting 1950.....	1,174		
1945 ³	1,332		
number 1950.....	5,086		
1945 ³	7,999		
Milk cows.....farms reporting 1950.....	1,108		
number 1950.....	3,642		
Heifers born before Jan. 1.....farms reporting 1950.....	781		
number 1950.....	2,976		
Steers and bulls born before Jan. 1.....farms reporting 1950.....	679		
number 1950.....	2,448		
Calves born since Jan. 1.....farms reporting 1950.....	719		
number 1950.....	2,101		
Whole milk sold.....farms reporting 1949.....	115		
1944.....	85		
gallons 1949.....	520,991		
1944.....	343,926		
Cream sold.....farms reporting 1949.....	231,462		
1944.....	717		
pounds of butterfat 1949.....	1,004		
1944.....	267,164		
1944.....	423,430		
Butter, buttermilk, skim milk, and cheese sold.....farms reporting 1949.....	162,379		
1944.....	3		
HOGS			
Hogs and pigs.....farms reporting 1950.....	504		
1945.....	742		
number 1950.....	5,185		
1945.....	6,523		
4 months old and over.....farms reporting 1950.....	426		
number 1950.....	2,299		
Less than 4 months old.....farms reporting 1950.....	232		
number 1950.....	2,886		
Sows and gilts for spring farrowing.....farms reporting 1950.....	261		
1945.....	449		
number 1950.....	726		
1945.....	1,242		

¹Part-time farms include those with value of products sold of \$250-\$1,199 and operator either reporting 100 days or more of off-farm work or reporting other income exceeding value of agricultural products sold.
²Public and private institutional farms, community projects, etc.
³Sows and heifers 2 years old and over.

Item	County total	Item	County total
SPECIFIED CROPS HARVESTED--Continued		SPECIFIED CROPS HARVESTED--Continued	
Hay crops--Continued		Vegetables harvested for sale--Continued	
Other hay cut.....farms reporting 1949...	40	Tomatoes.....farms reporting 1949...	6
1944.....	2	1944.....	26
acres 1949...	432	acres 1949...	5
1944.....	1,105	1944.....	30
tons 1949...	542	Watermelons.....farms reporting 1949...	4
1944.....	1,228	acres 1949...	18
Field crops (other):		Other vegetables.....acres 1949...	6
Alfalfa seed harvested.....farms reporting 1949...	1	Berries and other small fruit harvested for sale:	
1944.....	2	Strawberries.....farms reporting 1949...	52
acres 1949...	1	acres 1949...	41
1944.....	5	quarts 1949...	36,843
pounds 1949...	60	Raspberries (tame).....farms reporting 1949...	19
1944.....	660	acres 1949...	8
Red clover seed harvested.....farms reporting 1949...	45	quarts 1949...	4,080
1944.....	28	Tree fruits, nuts, and grapes:	
acres 1949...	732	Land in bearing and nonbearing fruit orchards, groves,	
1944.....	374	vineyards, and planted nut trees.....farms reporting 1950...	543
pounds 1949...	52,367	1945.....	350
1944.....	30,480	acres 1950 ² ...	174
Alsike clover seed harvested.....farms reporting 1949...	58	1945.....	340
acres 1949...	1,455	Apples.....farms reporting 1950...	492
pounds 1949...	96,008	1945.....	561
Austrian winter peas, including Dixie Wonder,		trees of all ages..number 1950...	4,384
harvested.....farms reporting 1949...	18	1945.....	6,888
acres 1949...	1,375	trees not of bearing age..number 1950...	1,206
pounds 1949...	1,112,682	trees of bearing age..number 1950...	3,178
Irish potatoes harvested for home use or for		quantity harvested..bushels 1949...	3,364
sale.....farms reporting 1949...	403	1944.....	4,637
1944.....	731	Peaches.....farms reporting 1950...	84
acres 1949 ¹ ...	88	1945.....	108
1944.....	362	trees of all ages..number 1950...	358
100-lb. bags 1949...	4,917	1945.....	347
1944.....	14,143	trees not of bearing age..number 1950...	187
Popcorn harvested.....farms reporting 1949...		trees of bearing age..number 1950...	171
acres 1949...		quantity harvested..bushels 1949...	117
100 lb. ear corn 1949...		1944.....	210
Sugar beets harvested for sugar.....farms reporting 1949...		Pears.....farms reporting 1950...	253
1944.....		1945.....	277
acres 1949...		trees of all ages..number 1950...	1,071
1944.....		1945.....	1,581
tons 1949...		trees not of bearing age..number 1950...	220
1944.....		trees of bearing age..number 1950...	851
Root and grain crops hogged or grazed,		quantity harvested..bushels 1949...	443
other than corn.....farms reporting 1949...	5	1944.....	2,130
acres 1949...	39	Sour cherries.....farms reporting 1950...	181
Vegetables harvested for home use (other than		trees of all ages..number 1950...	383
Irish and sweet potatoes).....farms reporting 1949...	993	trees not of bearing age..number 1950...	159
1944.....	1,330	trees of bearing age..number 1950...	226
Vegetables harvested for sale.....farms reporting 1949...	22	quantity harvested..pounds 1949...	5,349
1944.....	49	Sweet cherries.....farms reporting 1950...	223
acres 1949...	325	trees of all ages..number 1950...	2,938
1944.....	91	trees not of bearing age..number 1950...	791
sold dollars 1949...	22,648	trees of bearing age..number 1950...	2,147
1944.....	12,179	quantity harvested..pounds 1949...	43,694
Green beans (snap, string, or wax).....farms reporting 1949...	4	Plums and prunes.....farms reporting 1950...	309
1944.....	18	1945.....	332
acres 1949...	(*)	trees of all ages..number 1950...	1,443
Cabbage.....farms reporting 1949...	2	1945.....	2,680
1944.....	4	trees not of bearing age..number 1950...	414
acres 1949...	1	trees of bearing age..number 1950...	1,029
1944.....	1	quantity harvested..bushels 1949...	338
Cantaloups and muskmelons.....farms reporting 1949...	4	1944.....	5,678
acres 1949...	5	Apricots.....farms reporting 1950...	112
Carrots.....farms reporting 1949...	1	1945.....	132
acres 1949...	(*)	trees of all ages..number 1950...	292
Sweet corn.....farms reporting 1949...	13	1945.....	377
1944.....	24	trees not of bearing age..number 1950...	107
acres 1949...	10	trees of bearing age..number 1950...	185
1944.....	16	quantity harvested..pounds 1949...	3,289
Lettuce and romaine.....farms reporting 1949...		1944.....	10,521
acres 1949...		Grapes.....farms reporting 1950...	63
Dry onions.....farms reporting 1949...	1	1945.....	35
acres 1949...	5	vines of all ages..number 1950...	529
Green peas.....farms reporting 1949...	2	1945.....	731
1944.....	6	vines not of bearing age..number 1950...	133
acres 1949...	275	vines of bearing age..number 1950...	396
1944.....	2	quantity harvested..pounds 1949...	1,666
		1944.....	3,745

¹For 1949, does not include acres for farms with less than 10 bags harvested.
²For 1950, does not include acres for farms reporting less than 1/2 acre.

1950 CENSUS OF AGRICULTURE

FARMS, FARM CHARACTERISTICS, FARM PRODUCTS

For release February 20, 1951

LEMHI, IDAHO

(82-030) Series AC50-1

This release presents figures from the 1950 Census of Agriculture, together with available comparative data from the 1945 Census of Agriculture. The figures from the 1950 Census are preliminary and are subject to revision. A similar report will be released for every county in the United States. A preliminary report, carrying State totals only, will be issued following the publication of figures for all of the counties in the State. After that, final figures for this county and for other counties in the State will be published in a State Report.

Generally, the data for both 1950 and 1945 are based upon the tabulation of reports for all farms in the county. However, the 1950 data for items followed by a star (*) represent estimates for all farms made on the basis of reports from a sample of approximately 20 percent of the farms.

Inventory items are for April 1, 1950 and January 1, 1945; and production items are for the calendar years 1949 and 1944.

Item	County total	Item	County total
FARMS, ACREAGE, AND VALUE		FARMS BY SIZE	
Farms.....number 1950...	485	Under 10 acres.....number 1950...	26
.....1945.....	5401945.....	38
Approximate land area.....acres 1950...	2,934,400	Under 3 acres.....number 1950...	7
.....1945.....	2,934,4001945.....	2
Proportion in farms.....percent 1950...	7.0	3 to 9 acres.....number 1950...	19
.....1945.....	7.01945.....	36
Land owned by farm operators.....acres 1950...	164,534	10 to 29 acres.....number 1950...	30
.....1945.....	164,5341945.....	29
Land rented from others by farm operators.....acres 1950...	36,603	30 to 49 acres.....number 1950...	28
.....1945.....	36,6031945.....	32
Land managed by farm operators.....acres 1950...	10,500	50 to 69 acres.....number 1950...	15
.....1945.....	10,5001945.....	19
Land rented to others by farm operators.....acres 1950...	5,047	70 to 99 acres.....number 1950...	33
.....1945.....	5,0471945.....	46
Land in farms.....acres 1950...	206,590	100 to 139 acres.....number 1950...	30
.....1945.....	180,7251945.....	48
Average size of farm.....acres 1950...	425.9	140 to 179 acres.....number 1950...	68
.....1945.....	334.91945.....	91
Value of land and buildings.....average per farm, dollars 1950*	19,522	180 to 219 acres.....number 1950...	23
.....1945.....	10,7111945.....	22
.....average per acre, dollars 1950*	47.8	220 to 259 acres.....number 1950...	28
.....1945.....	32.001945.....	19
Land in farms according to use:		260 to 499 acres.....number 1950...	110
Cropland harvested.....farms reporting 1949...	4411945.....	108
.....1944.....	479	500 to 999 acres.....number 1950...	58
.....acres 1949.....	50,8321945.....	60
.....1944.....	49,953	1,000 acres and over.....number 1950...	36
1 to 9 acres.....farms reporting 1949...	451945.....	28
.....1944.....	42		
10 to 19 acres.....farms reporting 1949...	31	FARMS BY COLOR AND TENURE OF OPERATOR	
.....1944.....	35	Farms by color of operator:	
20 to 29 acres.....farms reporting 1949...	27	White operators.....number 1950...	485
.....1944.....	471945.....	540
30 to 49 acres.....farms reporting 1949...	59	Nonwhite operators.....number 1950...	
.....1944.....	601945.....	
50 to 99 acres.....farms reporting 1949...	103	Farms by tenure of operator:	
.....1944.....	127	Full owners.....number 1950...	356
100 to 199 acres.....farms reporting 1949...	1081945.....	421
.....1944.....	102	Part owners.....number 1950...	44
200 acres and over.....farms reporting 1949...	681945.....	18
.....1944.....	66	Managers.....number 1950...	3
Cropland used only for pasture.....farms reporting 1949...	1291945.....	3
.....1944 ¹	17	All tenants.....number 1950...	82
.....acres 1949.....	8,9361945.....	98
.....1944 ¹	349	Proportion of tenancy.....percent 1950...	16.9
Cropland not harvested and not pastured.....farms reporting 1949...	471945.....	18.1
.....acres 1949.....	2,066	Cash tenants.....number 1950...	16
.....1944.....	3391945.....	38
Cultivated summer fallow.....farms reporting 1949...	19	Share-cash tenants.....number 1950...	1
.....acres 1949.....	4391945.....	1
1 to 49 acres.....farms reporting 1949...	17	Share tenants and croppers.....number 1950...	37
50 to 199 acres.....farms reporting 1949...	21945.....	51
200 acres and over.....farms reporting 1949...	2	Crop-share tenants and croppers.....number 1950...	22
Other.....farms reporting 1949...	34	Livestock-share tenants.....number 1950...	15
.....acres 1949.....	1,627	Other and unspecified tenants.....number 1950...	25
.....1944.....	181945.....	8
Woodland pastured.....farms reporting 1949...	75	Other tenants.....number 1950...	5
.....acres 1949.....	4,261	Unspecified tenants.....number 1950...	20
.....1944.....	818		
Woodland not pastured.....farms reporting 1949...	15	SPECIFIED FACILITIES AND EQUIPMENT*	
.....acres 1949.....	598	Telephone.....farms reporting 1950...	65
.....1944.....	1051945.....	112
Other pasture (not cropland and not woodland).....farms reporting 1949...	396	Electricity.....farms reporting 1950...	286
.....1944 ¹	5291945.....	223
.....acres 1949.....	125,623	From a power line.....farms reporting 1950...	248
.....1944 ¹	117,228	Average of last monthly electric bill.....dollars 1950...	6.41
Other land (house lots, roads, wasteland, etc.).....farms reporting 1949...	467	Electric water pump.....farms reporting 1950...	133
.....1944.....	461	Electric hot-water heater.....farms reporting 1950...	95
.....acres 1949.....	14,274	Home freezer.....farms reporting 1950...	44
.....1944.....	11,933	Electric washing machine.....farms reporting 1950...	229
Irrigated land in farms.....farms reporting 1949...	455	Electric chick brooder.....farms reporting 1950...	70
.....acres 1949.....	5161945.....	6
.....1944.....	79,211	Electric power feed grinder.....farms reporting 1950...	6
Land irrigated by sprinklers.....farms reporting 1949...	4	Milking machines.....farms reporting 1950...	65
.....acres 1949.....	37	Grain combines.....farms reporting 1950...	60
	number 1950...	60
FARM OPERATORS		Corn pickers.....farms reporting 1950...	5
Residing on farm operated.....operators reporting 1950...	460number 1950...	5
.....1945.....	498	Pick-up hay balers.....farms reporting 1950...	3
Not residing on farm operated.....operators reporting 1950...	17number 1950...	3
.....1945.....	41	Upright silos.....farms reporting 1950...	4
With other income of family exceeding value of agricultural products sold.....operators reporting 1949...	103number 1950...	4
Working off their farm, total.....operators reporting 1949...	150	Pit or trench silos.....farms reporting 1950...	
.....1944.....	132number 1950...	
100 days or more.....operators reporting 1949...	64		
.....1944.....	106		

¹Data for 1944 not strictly comparable with those for 1949.

Item	County total	Item	County total
SPECIFIED FACILITIES AND EQUIPMENT*—Continued		FARMS BY TYPE OF FARM—Continued	
Mototrucks.....farms reporting 1950...	241	Livestock farms other than dairy and poultry.....number 1950...	281
.....farms reporting 1945.....	248	General farms.....number 1950...	36
.....number 1950.....	305number 1945.....	
.....number 1945.....	270	Primarily cropland.....number 1950.....	12
Tractors.....farms reporting 1950.....	206number 1945.....	12
.....farms reporting 1945.....	178number 1940.....	6
.....number 1950.....	305	Miscellaneous and unclassified farms.....number 1950.....	97
.....number 1945.....	224		
Wheel tractors other than garden.....farms reporting 1950.....	186	FARMS BY ECONOMIC CLASS	
.....number 1950.....	237	Commercial farms.....number 1950.....	308
.....number 1945.....	10	Class I (Value of products sold, \$25,000 or more).....number 1950.....	15
Garden tractors.....farms reporting 1950.....	10	Class II (Value of products sold, \$10,000-\$24,999).....number 1950.....	30
.....number 1950.....	44	Class III (Value of products sold, \$5,000-\$9,999).....number 1950.....	78
.....number 1945.....	58	Class IV (Value of products sold, \$2,500-\$4,999).....number 1950.....	133
Crawler tractors.....farms reporting 1950.....	311	Class V (Value of products sold, \$1,200-\$2,499).....number 1950.....	100
.....farms reporting 1945.....	304	Class VI (Value of products sold, \$250-\$1,199) ¹number 1950.....	33
.....number 1950.....	429	Other farms.....number 1950.....	97
.....number 1945.....	340	Part-time ²number 1950.....	33
Farms by class of work power:		Residential (Less than \$250 value of products sold).....number 1950.....	67
No tractor, horses, or mules.....farms reporting 1950.....	39	Abnormal ²number 1950.....	
No tractor and only 1 horse or mule.....farms reporting 1950.....	23	VALUE OF PRODUCTS SOLD, BY SOURCE	
No tractor and 2 or more horses and/or mules.....farms reporting 1950.....	192	All farm products sold.....dollars 1949.....	3,657,419
Tractor and horses and/or mules.....farms reporting 1950.....	213dollars 1944.....	2,232,208
Tractor and no horses or mules.....farms reporting 1950.....	18	All crops sold.....dollars 1949.....	353,234
	dollars 1944.....	297,469
TRADING CENTER AND ROAD*		Field crops, other than vegetables and fruits and nuts sold.....dollars 1949.....	343,415
Distance to trading center visited most frequently:	dollars 1944.....	281,947
Under 1 mile.....farms reporting 1950.....	15	Vegetables sold.....dollars 1949.....	3,672
1 to 4 miles.....farms reporting 1950.....	106dollars 1944.....	6,297
5 to 9 miles.....farms reporting 1950.....	101	Fruits and nuts sold.....dollars 1949.....	5,665
10 miles and over.....farms reporting 1950.....	209dollars 1944.....	8,784
Average distance reported.....miles 1950.....	15	Horticultural specialties sold.....dollars 1949.....	482
Distance over dirt or unimproved roads:	dollars 1944.....	501
0.0 to 0.2 miles.....farms reporting 1950.....	89	All livestock and livestock products sold.....dollars 1949.....	3,312,936
0.3 to 0.9 miles.....farms reporting 1950.....	26dollars 1944.....	1,929,536
1.0 to 4.9 miles.....farms reporting 1950.....	148	Dairy products sold.....dollars 1949.....	193,915
5.0 miles and over.....farms reporting 1950.....	126dollars 1944.....	231,252
Average distance reported.....miles 1950.....	4.7	Poultry and poultry products sold.....dollars 1949.....	52,385
Kind of road on which farm is located:	dollars 1944.....	36,252
Hard surface.....farms reporting 1950.....	52	Livestock and livestock products, other than dairy and poultry, sold.....dollars 1949.....	3,066,606
Gravel, shell, or shale.....farms reporting 1950.....	57dollars 1944.....	1,662,432
Dirt or unimproved.....farms reporting 1950.....	296	Forest products sold.....dollars 1949.....	1,273
	dollars 1944.....	4,800
FARM LABOR*		HORSES AND MULES	
Week preceding enumeration:		Horses and/or mules.....farms reporting 1950.....	399
Family and/or hired workers.....farms reporting 1950.....	381	Horses and colts, including ponies.....farms reporting 1950.....	397
.....persons 1950.....	751farms reporting 1945.....	441
.....persons 1945.....	373number 1950.....	3,245
Family workers, including operator.....farms reporting 1950.....	367number 1945.....	4,175
.....persons 1950.....	118	Mules and mule colts.....farms reporting 1950.....	23
Operators.....persons 1950.....	207farms reporting 1945.....	15
.....persons 1945.....	71number 1950.....	108
Unpaid members of operator's family.....farms reporting 1950.....	177number 1945.....	68
Hired workers.....farms reporting 1950.....		CATTLE AND DAIRY PRODUCTS	
.....persons 1950.....		Cattle and calves.....farms reporting 1950.....	436
.....persons 1945.....	farms reporting 1945.....	469
	number 1950.....	42,631
SPECIFIED FARM EXPENDITURES*	number 1945.....	36,523
Specified farm expenditures.....farms reporting 1949.....	426	Cows, including heifers that have calved.....farms reporting 1950.....	436
Machine hire and/or hired labor.....farms reporting 1949.....	296farms reporting 1945 ³	452
.....farms reporting 1949.....	209number 1950.....	21,142
.....dollars 1947.....	43,786number 1945 ³	19,358
.....dollars 1949.....	271	Milk cows.....farms reporting 1950.....	415
Hired labor.....farms reporting 1949.....	387,241number 1950.....	2,492
.....dollars 1949.....	325	Heifers born before Jan. 1.....farms reporting 1950.....	329
Feed for livestock and poultry.....farms reporting 1949.....	335,058number 1950.....	6,831
.....dollars 1949.....	246	Steers and bulls born before Jan. 1.....farms reporting 1950.....	324
Livestock and poultry purchased.....farms reporting 1949.....	493,849number 1950.....	6,996
.....dollars 1949.....	202	Calves born since Jan. 1.....farms reporting 1950.....	375
Seeds, bulbs, plants, and trees purchased.....farms reporting 1949.....	27,866number 1950.....	7,682
.....dollars 1949.....	305	Whole milk sold.....farms reporting 1949.....	82
Gasoline and other petroleum fuel and oil.....farms reporting 1949.....	116,838dollars 1944.....	68
.....dollars 1949.....	126gallons 1949.....	366,453
Tractor repairs.....farms reporting 1949.....	30,110dollars 1944.....	432,075
.....dollars 1949.....	285	Cream sold.....farms reporting 1949.....	99,300
Other farm machinery repairs.....farms reporting 1949.....	59,430dollars 1949.....	205
.....dollars 1949.....	pounds of butterfat 1949.....	248
	pounds of butterfat 1944.....	159,043
FARMS BY TOTAL VALUE OF PRODUCTS SOLD	dollars 1944.....	311,882
No sales.....number 1950.....	31	Butter, buttermilk, skim milk, and cheese sold.....farms reporting 1949.....	94,615
\$1 to \$249.....number 1950.....	36dollars 1949.....	
\$250 to \$399.....number 1950.....	40	HOGS	
\$400 to \$599.....number 1950.....	23	Hogs and pigs.....farms reporting 1950.....	247
\$600 to \$999.....number 1950.....	37farms reporting 1945.....	265
\$1,000 to \$1,499.....number 1950.....	23number 1950.....	3,023
\$1,500 to \$2,499.....number 1950.....	45number 1945.....	2,676
\$2,500 to \$3,999.....number 1950.....	89	4 months old and over.....farms reporting 1950.....	219
\$4,000 to \$5,999.....number 1950.....	71number 1950.....	1,436
\$6,000 to \$9,999.....number 1950.....	48	Less than 4 months old.....farms reporting 1950.....	113
\$10,000 and over.....number 1950.....	45number 1950.....	1,567
		Sows and gilts for spring farrowing.....farms reporting 1950.....	159
FARMS BY TYPE OF FARM	farms reporting 1945.....	181
Field-crop farms other than vegetable and fruit-and-nut.....number 1950.....	6number 1950.....	600
.....number 1950.....	number 1945.....	550
Cash-grain.....number 1950.....			
Cotton.....number 1950.....			
Other field-crop.....number 1950.....	6		
Vegetable farms.....number 1950.....			
Fruit-and-nut farms.....number 1950.....			
Dairy farms.....number 1950.....	65		
Poultry farms.....number 1950.....			

¹Part-time farms include those with value of products sold of \$250-\$1,199 and operator either reporting 100 days or more of off-farm work or reporting other income exceeding value of agricultural products sold.
²Public and private institutional farms, community projects, etc.
³Cows and heifers 2 years old and over.

Item	County total	Item	County total
SHEEP AND WOOL		SPECIFIED CROPS HARVESTED	
Sheep and lambs.....farms reporting 1950...	131	Corn:	
1945.....	138	Corn for all purposes.....farms reporting 1949...	
number 1950...	39,904	1944.....	4
1945.....	38,914	acres 1949.....	
Sheep and lambs born before Oct. 1, 1949..farms reporting 1950...	123	1944.....	23
number 1950...	23,821	Harvested for grain.....farms reporting 1949.....	
Ewes.....farms reporting 1950...	121	1944.....	1
1945 ¹	126	acres 1949.....	
number 1950...	23,266	1944.....	4
1945 ¹	37,326	bushels 1949.....	
Yearling ewes.....farms reporting 1950...	74	1944.....	160
number 1950...	3,686	Cut for silage.....farms reporting 1949.....	
Older ewes.....farms reporting 1950...	112	1944.....	
number 1950...	19,580	tons..green weight 1949.....	
Rams and wethers.....farms reporting 1950...	83	Hogged or grazed, or cut for green	
number 1950...	555	or dry fodder.....farms reporting 1949.....	
Lambs born since Oct. 1, 1949.....farms reporting 1950...	107	acres 1949.....	
number 1950...	16,083	Small grains:	
Sheep and lambs shorn.....farms reporting 1949...	109	Grains grown together and threshed	
1944.....	132	as a mixture.....farms reporting 1949...	19
number shorn 1949...	24,167	acres 1949...	267
Wool shorn.....pounds 1949...	224,764	bushels 1949...	7,657
1944.....	341,708	Winter wheat threshed or combined.....farms reporting 1949...	9
Average date of enumeration.....1950...	Apr. 15-Apr. 28	1944.....	
POULTRY AND POULTRY PRODUCTS		acres 1949.....	106
Chickens, 4 months old and over, on hand....farms reporting 1950...	388	1944.....	
1945.....	433	bushels 1949.....	3,537
number 1950...	18,763	1944.....	
1945.....	23,314	Spring wheat threshed or combined.....farms reporting 1949...	180
Chickens sold.....farms reporting 1949...	105	1944.....	184
number 1949...	9,373	acres 1949...	2,261
dollars 1949...	12,162	1944.....	1,895
Chicken eggs sold.....farms reporting 1949...	152	bushels 1949...	72,307
dozens 1949...	68,854	1944.....	76,552
dollars 1949...	29,152	Oats threshed or combined.....farms reporting 1949...	137
Turkeys, 4 months old and over, on hand....farms reporting 1950...	91	1944.....	127
number 1950...	432	acres 1949...	1,557
Turkeys raised.....farms reporting 1949...	68	1944.....	1,233
1944.....	50	bushels 1949...	71,246
number 1949...	1,874	1944.....	62,567
1944.....	931	Oats out-for feeding unthreshed.....farms reporting 1949...	8
ANIMALS SOLD ALIVE		1944.....	27
Cattle, hogs, sheep, horses, or mules		acres 1949...	56
sold alive.....farms reporting 1949...	415	1944.....	194
dollars 1949...	2,955,368	Barley threshed or combined.....farms reporting 1949...	171
Cattle and/or calves sold alive.....farms reporting 1949...	383	1944.....	149
1944.....	354	acres 1949...	2,827
number 1949...	18,408	1944.....	2,221
1944.....	11,796	bushels 1949...	99,644
Cattle sold alive, excluding calves....farms reporting 1949...	328	1944.....	107,982
number 1949...	13,179	Annual legumes:	
dollars 1949...	1,935,996	Dry field and seed beans harvested	
Calves sold alive.....farms reporting 1949...	253	for beans.....farms reporting 1949...	
number 1949...	5,229	1944 ²	
dollars 1949...	449,466	acres 1949...	
Hogs and pigs sold alive.....farms reporting 1949...	225	100-lb. bags 1949...	
1944.....	222	1944 ²	
number 1949...	5,069	Dry field and seed peas, other than Austrian	
1944.....	6,689	winter peas, harvested for peas.....farms reporting 1949...	7
dollars 1949...	152,305	1944.....	24
Sheep and lambs sold alive.....farms reporting 1949...	116	acres 1949...	165
1944.....	121	1944.....	604
number 1949...	26,275	100-lb. bags 1949...	1,123
1944.....	39,754	1944.....	6,439
dollars 1949...	409,138	Hay crops:	
Horses and mules sold alive.....farms reporting 1949...	62	Land from which hay was cut.....farms reporting 1949...	420
number 1949...	279	acres 1949...	42,483
dollars 1949...	8,463	Alfalfa cut for hay (or for	
FARM SLAUGHTER		dehydrating).....farms reporting 1949...	266
Any cattle, hogs, or sheep butchered.....farms reporting 1949...	322	1944.....	271
1949...	187	acres 1949...	16,114
Cattle and/or calves butchered.....farms reporting 1949...	285	1944.....	15,519
number 1949...	89	tons 1949...	30,260
Cattle butchered, excluding calves....farms reporting 1944.....	124	1944.....	31,817
1944.....	136	Clover or timothy cut for hay.....farms reporting 1949...	192
number 1949...	463	1944.....	214
1944.....	108	acres 1949...	16,063
Calves butchered.....farms reporting 1949...	76	1944.....	18,263
1944.....	149	tons 1949...	24,267
number 1949...	216	1944.....	29,166
Hogs and pigs butchered.....farms reporting 1949...	265	Oats, wheat, barley, rye, or other small	
1944.....	289	grain out for hay.....farms reporting 1949...	28
number 1949...	706	1944.....	5
1944.....	1,223	acres 1949...	566
Sheep and lambs butchered.....farms reporting 1949...	83	1944.....	74
number 1949...	284	tons 1949...	763
Meat, lard, hides, and other products sold		1944.....	137
from animals butchered.....farms reporting 1949...	42	Wild hay cut.....farms reporting 1949...	96
dollars 1949...	1,807	1944.....	95
		acres 1949...	7,604
		1944.....	6,374
		tons 1949...	9,402
		1944.....	7,383

¹Ewes and ewe lambs kept for breeding.
²Does not include soybeans.

Item	County total	Item	County total
SPECIFIED CROPS HARVESTED—Continued		SPECIFIED CROPS HARVESTED—Continued	
Hay crops—Continued		Vegetables harvested for sale—Continued	
Other hay cut.....farms reporting 1949...	37	Tomatoes.....farms reporting 1949...	6
acres 1949...	2,246	1944...	8
1944...	2,221	acres 1949...	4
tons 1949...	3,244	1944...	3
1944...	3,570	Watermelons.....farms reporting 1949...	
Field crops (other):		acres 1949...	
Alfalfa seed harvested.....farms reporting 1949...	10	Other vegetables.....acres 1949...	1
1944...	11	Berries and other small fruit harvested for sale:	
acres 1949...	75	Strawberries.....farms reporting 1949...	13
1944...	152	acres 1949...	5
pounds 1949...	3,198	quarts 1949...	4,270
1944...	27,720	Raspberries (tame).....farms reporting 1949...	10
Red clover seed harvested.....farms reporting 1949...	2	acres 1949...	4
1944...	6	quarts 1949...	5,067
acres 1949...	49	Tree fruits, nuts, and grapes:	
1944...	247	Land in bearing and nonbearing fruit orchards, groves,	
pounds 1949...	2,525	vineyards, and planted nut trees.....farms reporting 1950...	203
1944...	44,880	1945...	21
Alsike clover seed harvested.....farms reporting 1949...		acres 1950 ² ...	69
acres 1949...		1945...	51
pounds 1949...		Apples.....farms reporting 1950...	188
Austrian winter peas, including Dixie Wonder, harvested.....farms reporting 1949...		1945...	63
acres 1949...		trees of all ages..number 1950...	2,921
pounds 1949...		1945...	1,837
Irish potatoes harvested for home use or for sale.....farms reporting 1949...	86	trees not of bearing age..number 1950...	374
1944...	69	trees of bearing age..number 1950...	2,347
acres 1949 ¹ ...	450	quantity harvested..bushels 1949...	3,459
1944...	580	1944...	2,134
100-lb. bags 1949...	51,156	Peaches.....farms reporting 1950...	17
1944...	65,402	1945...	16
Popcorn harvested.....farms reporting 1949...		trees of all ages..number 1950...	345
acres 1949...		1945...	468
100 lb. ear corn 1949...		trees not of bearing age..number 1950...	134
Sugar beets harvested for sugar.....farms reporting 1949...		trees of bearing age..number 1950...	209
1944...		1949...	12
acres 1949...		quantity harvested..bushels 1944...	477
1944...		Pears.....farms reporting 1950...	47
Root and grain crops hogged or grazed, other than corn.....farms reporting 1949...	1	1945...	24
acres 1949...	20	trees of all ages..number 1950...	139
Vegetables harvested for home use (other than Irish and sweet potatoes).....farms reporting 1949...	341	1945...	109
1944...	433	trees not of bearing age..number 1950...	69
Vegetables harvested for sale.....farms reporting 1949...	9	trees of bearing age..number 1950...	70
1944...	22	quantity harvested..bushels 1949...	34
acres 1949...	21	1944...	109
1944...	51	Sour cherries.....farms reporting 1950...	75
sold dollars 1949...	1,222	trees of all ages..number 1950...	235
1944...	6,297	trees not of bearing age..number 1950...	67
Green beans (snap, string, or wax).....farms reporting 1949...	2	trees of bearing age..number 1950...	168
1944...	9	quantity harvested..pounds 1949...	3,509
acres 1949...	(*)	Sweet cherries.....farms reporting 1950...	40
Cabbage.....farms reporting 1949...	4	trees of all ages..number 1950...	126
1944...	3	trees not of bearing age..number 1950...	63
acres 1949...	1	trees of bearing age..number 1950...	63
1944...	5	quantity harvested..pounds 1949...	797
Cantaloups and muskmelons.....farms reporting 1949...		Plums and prunes.....farms reporting 1950...	68
Carrots.....farms reporting 1949...	2	1945...	26
acres 1949...	(*)	trees of all ages..number 1950...	252
Sweet corn.....farms reporting 1949...	10	1945...	167
1944...	7	trees not of bearing age..number 1950...	51
acres 1949...	4	trees of bearing age..number 1950...	201
1944...	8	quantity harvested..bushels 1949...	126
Lettuce and romaine.....farms reporting 1949...	2	1944...	107
acres 1949...	1	Apricots.....farms reporting 1950...	30
Dry onions.....farms reporting 1949...	3	1945...	10
acres 1949...	11	trees of all ages..number 1950...	143
Green peas.....farms reporting 1949...	1	1945...	53
1944...	6	trees not of bearing age..number 1950...	74
acres 1949...	(*)	trees of bearing age..number 1950...	69
1944...	4	quantity harvested..pounds 1949...	823
		1944...	3,000
		Grapes.....farms reporting 1950...	11
		1945...	4
		vines of all ages..number 1950...	74
		1945...	29
		vines not of bearing age..number 1950...	36
		vines of bearing age..number 1950...	38
		quantity harvested..prunds 1949...	110
		1944...	1

¹For 1949, does not include acres for farms with less than 10 bags harvested.
²For 1950, does not include acres for farms reporting less than 1/2 acre.
 *Less than 1 acre.

1950 CENSUS OF AGRICULTURE

FARMS, FARM CHARACTERISTICS, FARM PRODUCTS

For release February 24, 1951

LEWIS, IDAHO

(82-031) Series AC50-1

This release presents figures from the 1950 Census of Agriculture, together with available comparative data from the 1945 Census of Agriculture. The figures from the 1950 Census are preliminary and are subject to revision. A similar report will be released for every county in the United States. A preliminary report, carrying State totals only, will be issued following the publication of figures for all of the counties in the State. After that, final figures for this county and for other counties in the State will be published in a State Report.

Generally, the data for both 1950 and 1945 are based upon the tabulation of reports for all farms in the county. However, the 1950 data for items followed by a star (*) represent estimates for all farms made on the basis of reports from a sample of approximately 20 percent of the farms.

Inventory items are for April 1, 1950 and January 1, 1945; and production items are for the calendar years 1949 and 1944.

Item	County total	Item	County total
FARMS, ACREAGE, AND VALUE		FARMS BY SIZE	
Farms.....number	1950... 437	Under 10 acres.....number	1950... 13
	1945... 488	Under 3 acres.....number	1945... 19
Approximate land area.....acres	1950... 305,920	1950... 2	1945... 7
Proportion in farms.....percent	1950... 73.9	3 to 9 acres.....number	1950... 11
Land owned by farm operators.....acres	1950... 129,802	1945... 12	1945... 17
Land rented from others by farm operators.....acres	1950... 102,657	10 to 29 acres.....number	1950... 22
Land managed by farm operators.....acres	1950... 5,036	1945... 6	1945... 11
Land rented to others by farm operators.....acres	1950... 11,273	30 to 49 acres.....number	1950... 3
Land in farms.....acres	1950... 226,192	1945... 5	1945... 19
	1945... 243,818	70 to 99 acres.....number	1950... 19
Average size of farm.....acres	1950... 517.6	1945... 19	1945... 8
Value of land and buildings.....average per farm, dollars	1950*... 55,126	100 to 139 acres.....number	1950... 11
	1945... 29,989	1945... 45	1945... 62
average per acre, dollars	1950*... 116.00	180 to 219 acres.....number	1950... 19
	1945... 60.02	1945... 17	1945... 26
Land in farms according to use:		220 to 259 acres.....number	1950... 25
Cropland harvested.....farms reporting	1949... 412	1945... 116	1945... 129
1944... 465	1944... 455	260 to 499 acres.....number	1950... 117
acres	1949... 121,135	1945... 114	1945... 48
1944... 110,784	1944... 110,784	500 to 999 acres.....number	1950... 19
1 to 9 acres.....farms reporting	1949... 22	1945... 11	1945... 54
1944... 29	1944... 29		
10 to 19 acres.....farms reporting	1949... 8		
1944... 19	1944... 8		
20 to 29 acres.....farms reporting	1949... 8		
1944... 11	1944... 13		
30 to 49 acres.....farms reporting	1949... 13		
1944... 31	1944... 48		
50 to 99 acres.....farms reporting	1949... 48		
1944... 59	1944... 82		
100 to 199 acres.....farms reporting	1949... 52		
1944... 112	1944... 231		
200 acres and over.....farms reporting	1949... 231		
1944... 204	1944... 77		
Cropland used only for pasture.....farms reporting	1949... 99		
1944... 99	1944... 2,546		
acres	1949... 2,546		
Cropland not harvested and not pastured.....farms reporting	1949... 229		
1944... 204	1944... 20,343		
acres	1949... 20,343		
Cultivated summer fallow.....farms reporting	1949... 203		
1944... 203	1944... 17,288		
acres	1949... 17,288		
1 to 49 acres.....farms reporting	1949... 70		
1944... 118	1944... 15		
50 to 199 acres.....farms reporting	1949... 15		
1944... 67	1944... 3,055		
200 acres and over.....farms reporting	1949... 67		
1944... 125	1944... 133		
Other.....farms reporting	1949... 3,055		
1944... 125	1944... 23,666		
acres	1949... 23,666		
Woodland pastured.....farms reporting	1949... 133		
1944... 133	1944... 31,865		
acres	1949... 31,865		
Woodland not pastured.....farms reporting	1949... 61		
1944... 22	1944... 9,113		
acres	1949... 9,113		
Other pasture (not cropland and not woodland).....farms reporting	1949... 233		
1944... 312	1944... 37,734		
acres	1949... 37,734		
1944... 53,430	1944... 53,430		
Other land (house lots, roads, wasteland, etc.).....farms reporting	1949... 390		
1944... 464	1944... 11,695		
acres	1949... 11,695		
1944... 8,265	1944... 8,265		
Irrigated land in farms.....farms reporting	1949... ..		
1944... ..	1944... ..		
acres	1949... ..		
1944... ..	1944... ..		
Land irrigated by sprinklers.....farms reporting	1949... ..		
1944... ..	1944... ..		
acres	1949... ..		
1944... ..	1944... ..		
FARM OPERATORS		FARMS BY COLOR AND TENURE OF OPERATOR	
Residing on farm operated.....operators reporting	1950... 350	Farms by color of operator:	
	1945... 415	White operators.....number	1950... 431
Not residing on farm operated.....operators reporting	1950... 78	1945... 482	1945... 6
	1945... 70	Nonwhite operators.....number	1950... 6
With other income of family exceeding value of agricultural products sold.....operators reporting	1949... 62	1945... 6	1945... 6
Working off their farm, total.....operators reporting	1949... 200	Farms by tenure of operator:	
	1944... 166	Full owners.....number	1950... 173
100 days or more.....operators reporting	1949... 76	1945... 198	1945... 169
	1944... 80	Part owners.....number	1950... 191
		1945... 4	1945... 4
		Managers.....number	1950... 91
		1945... 95	1945... 20.8
		All tenants.....number	1950... 19.5
		1945... 8	1945... 8
		Proportion of tenancy.....percent	1950... 19.5
		1945... 19.5	1945... 8
		Cash tenants.....number	1950... 19
		1945... 12	1945... 6
		Share-cash tenants.....number	1950... 55
		1945... 68	1945... 50
		Share tenants and croppers.....number	1950... 5
		1945... 16	1945... 2
		Crop-share tenants and croppers.....number	1950... 3
		1945... 13	1945... 13
		Livestock-share tenants.....number	1950... 3
		1945... 2	1945... 3
		Other and unspecified tenants.....number	1950... 3
		1945... 3	1945... 3
		Other tenants.....number	1950... 3
		1945... 3	1945... 3
		Unspecified tenants.....number	1950... 13
		1945... 13	1945... 13
		SPECIFIED FACILITIES AND EQUIPMENT*	
		Telephone.....farms reporting	1950... 305
		1945... 112	1945... 112
		Electricity.....farms reporting	1950... 361
		1945... 223	1945... 223
		From a power line.....farms reporting	1950... 351
		1945... 7.76	1945... 7.76
		Average of last monthly electric bill.....dollars	1950... 257
		1945... 220	1945... 220
		Electric water pump.....farms reporting	1950... 63
		1945... 331	1945... 331
		Electric hot-water heater.....farms reporting	1950... 114
		1945... 36	1945... 36
		Home freezer.....farms reporting	1950... 276
		1945... 348	1945... 348
		Electric washing machine.....farms reporting	1950... ..
		1945... ..	1945... ..
		Electric chick brooder.....farms reporting	1950... ..
		1945... ..	1945... ..
		Electric power feed grinder.....farms reporting	1950... ..
		1945... ..	1945... ..
		Milking machine.....farms reporting	1950... ..
		1945... ..	1945... ..
		Grain combines.....farms reporting	1950... ..
		1945... ..	1945... ..
		Corn pickers.....farms reporting	1950... ..
		1945... ..	1945... ..
		Pick-up hay balers.....farms reporting	1950... ..
		1945... ..	1945... ..
		Upright silos.....farms reporting	1950... ..
		1945... ..	1945... ..
		Pit or trench silos.....farms reporting	1950... ..
		1945... ..	1945... ..

*Data for 1944 not strictly comparable with those for 1949.

Item	County total	Item	County total
SPECIFIED FACILITIES AND EQUIPMENT^a—Continued		FARMS BY TYPE OF FARM—Continued	
Motortrucks.....farms reporting 1950...	357	Livestock farms other than dairy and poultry.....number 1950...	21
.....1945...	248	General farms.....number 1950...	20
.....number 1950...	557number 1950...	15
.....1945...	270number 1950...	5
Tractors.....farms reporting 1950...	332number 1950...	55
.....1945...	178		
.....number 1950...	525	FARMS BY ECONOMIC CLASS	
.....1945...	224	Commercial farms.....number 1950...	382
.....number 1950...	177	Class I (Value of products sold, \$25,000 or more).....number 1950...	63
.....1945...	183	Class II (Value of products sold, \$10,000-\$24,999).....number 1950...	134
.....number 1950...	26	Class III (Value of products sold, \$5,000-\$9,999).....number 1950...	93
Garden tractors.....farms reporting 1950...	26	Class IV (Value of products sold, \$2,500-\$4,999).....number 1950...	41
.....1945...	267	Class V (Value of products sold, \$1,200-\$2,499).....number 1950...	10
.....number 1950...	316	Class VI (Value of products sold, \$250-\$1,199) ^bnumber 1950...	53
Crawler tractors.....farms reporting 1950...	322	Other farms.....number 1950...	18
.....1945...	304	Part-time ^cnumber 1950...	37
.....number 1950...	386	Residential (Less than \$250 value of products sold).....number 1950...	37
.....1945...	340	Abnormal ^dnumber 1950...
Farms by class of work power:		VALUE OF PRODUCTS SOLD, BY SOURCE	
No tractor, horses, or mules.....farms reporting 1950...	40	All farm products sold.....dollars 1949...	5,480,392
No tractor and only 1 horse or mule.....farms reporting 1950...	201944...	4,468,176
No tractor and 2 or more horses and/or mules.....farms reporting 1950...	49	All crops sold.....dollars 1949...	4,884,039
Tractor and horses and/or mules.....farms reporting 1950...	1841944...	3,683,563
Tractor and no horses or mules.....farms reporting 1950...	144	Field crops, other than vegetables and fruits and nuts sold.....dollars 1949...	4,882,048
TRADING CENTER AND ROAD*	1944...	3,669,815
Distance to trading center visited most frequently:		Vegetables sold.....dollars 1949...	1,720
Under 1 mile.....farms reporting 1950...	511944...	7,387
1 to 4 miles.....farms reporting 1950...	160	Fruits and nuts sold.....dollars 1949...	271
5 to 9 miles.....farms reporting 1950...	1501944...	1,921
10 miles and over.....farms reporting 1950...	81	Horticultural specialties sold.....dollars 1949...
Average distance reported.....miles 1950...	61944...	4,440
Distance over dirt or unimproved roads:		All livestock and livestock products sold.....dollars 1949...	585,640
0.0 to 0.2 miles.....farms reporting 1950...	3191944...	780,846
0.3 to 0.9 miles.....farms reporting 1950...	Dairy products sold.....dollars 1949...	40,622
1.0 to 4.9 miles.....farms reporting 1950...	251944...	75,013
5.0 miles and over.....farms reporting 1950...	10	Poultry and poultry products sold.....dollars 1949...	34,857
Average distance reported.....miles 1950...	0.41944...	35,293
Kind of road on which farm is located:		Livestock and livestock products, other than dairy and poultry, sold.....dollars 1949...	510,161
Hard surface.....farms reporting 1950...	601944...	670,540
Gravel, shell, or shale.....farms reporting 1950...	342	Forest products sold.....dollars 1949...	18,713
Dirt or unimproved.....farms reporting 1950...	101944...	3,767
FARM LABOR*		HORSES AND MULES	
Week preceding enumeration:		Horses and/or mules.....farms reporting 1950...	214
Family and/or hired workers.....farms reporting 1950...	384	Horses and colts, including ponies.....farms reporting 1950...	213
.....persons 1950...	488number 1950...	322
Family workers, including operator.....farms reporting 1950...	364number 1950...	599
Operators.....persons 1950...	339	Mules and mule colts.....farms reporting 1950...	7
Unpaid members of operator's family.....farms reporting 1950...	129number 1950...	6
.....persons 1950...	189number 1950...	20
Hired workers.....farms reporting 1950...	55number 1950...	9
.....persons 1950...	60	CATTLE AND DAIRY PRODUCTS	
SPECIFIED FARM EXPENDITURES*		Cattle and calves.....farms reporting 1950...	321
Specified farm expenditures.....farms reporting 1949...	4321945...	409
Machine hire and/or hired labor.....farms reporting 1949...	352number 1950...	5,364
Machine hire.....dollars 1949...	2291945...	7,537
.....dollars 1947...	132,065	Cows, including heifers that have calved.....farms reporting 1950...	310
Hired labor.....farms reporting 1949...	287number 1945 ^e ...	401
.....dollars 1949...	315,077number 1950...	2,443
Feed for livestock and poultry.....farms reporting 1949...	334number 1945 ^f ...	3,748
.....dollars 1949...	160,452	Milk cows.....farms reporting 1950...	262
Livestock and poultry purchased.....farms reporting 1949...	265number 1950...	741
.....dollars 1949...	164,320	Heifers born before Jan. 1.....farms reporting 1950...	215
Seeds, bulbs, plants, and trees purchased.....farms reporting 1949...	298number 1950...	1,023
.....dollars 1949...	181,182	Steers and bulls born before Jan. 1.....farms reporting 1950...	225
Gasoline and other petroleum fuel and oil.....farms reporting 1949...	372number 1950...	1,011
.....dollars 1949...	281,289	Calves born since Jan. 1.....farms reporting 1950...	207
Tractor repairs.....farms reporting 1949...	295number 1950...	887
.....dollars 1949...	116,150	Whole milk sold.....farms reporting 1949...	22
Other farm machinery repairs.....farms reporting 1949...	2971944...	51
.....dollars 1949...	143,029gallons 1949...	45,942
FARMS BY TOTAL VALUE OF PRODUCTS SOLD	dollars 1944...	33,806
No sales.....number 1950...	14farms reporting 1949...	13,466
\$1 to \$249.....number 1950...	231944...	128
\$250 to \$399.....number 1950...	12pounds of butterfat 1949...	269
\$400 to \$599.....number 1950...	81944...	42,945
\$600 to \$999.....number 1950...	12dollars 1949...	118,164
\$1,000 to \$1,499.....number 1950...	81944...	27,156
\$1,500 to \$2,499.....number 1950...	10	HOGS	
\$2,500 to \$3,999.....number 1950...	31	Hogs and pigs.....farms reporting 1950...	125
\$4,000 to \$5,999.....number 1950...	351945...	253
\$6,000 to \$9,999.....number 1950...	20number 1950...	1,305
\$10,000 and over.....number 1950...	791945...	2,967
.....number 1950...	197	4 months old and over.....farms reporting 1950...	98
FARMS BY TYPE OF FARM	number 1950...	636
Field-crop farms other than vegetable and fruit-and-nut.....number 1950...	321	Less than 4 months old.....farms reporting 1950...	56
.....number 1950...	321number 1950...	669
Cash-grain.....number 1950...	Sows and gilts for spring farrowing.....farms reporting 1950...	65
Cotton.....number 1950...1945...	151
Other field-crop.....number 1950...number 1950...	174
Vegetable farms.....number 1950...1945...	360
Fruit-and-nut farms.....number 1950...		
Dairy farms.....number 1950...	10		
Poultry farms.....number 1950...	10		

^aPart-time farms include those with value of products sold of \$250-\$1,199 and operator either reporting 100 days or more of off-farm work or reporting other income exceeding value of agricultural products sold.
^bPublic and private institutional farms, community projects, etc.
^cCows and heifers 2 years old and over.

Item	County total	Item	County total
SHEEP AND WOOL		SPECIFIED CROPS HARVESTED	
Sheep and lambs.....farms reporting 1950...	8	Corn:	
1945...	22	Corn for all purposes.....farms reporting 1949...	1
number 1950...	93	1944...	8
1945...	216	acres 1949...	2
Sheep and lambs born before Oct. 1, 1949..farms reporting 1950...	8	1944...	26
number 1950...	62	Harvested for grain.....farms reporting 1949...	1
Ewes.....farms reporting 1950...	8	1944...	6
1945 ¹ ...	15	acres 1949...	2
number 1950...	59	1944...	22
1945 ¹ ...	185	bushels 1949...	50
Yearling ewes.....farms reporting 1950...	6	1944...	732
number 1950...	13	Cut for silage.....farms reporting 1949...	
Older ewes.....farms reporting 1950...	5	1944...	
number 1950...	46	acres 1949...	
Rams and wethers.....farms reporting 1950...	1	tons..green weight 1949...	
number 1950...	3	Hogged or grazed, or cut for green	
Lambs born since Oct. 1, 1949.....farms reporting 1950...	2	or dry fodder.....farms reporting 1949...	
number 1950...	31	acres 1949...	
Sheep and lambs shorn.....farms reporting 1949...	7	Small grains:	
1944...	11	Grains grown together and threshed	
number shorn 1949...	65	as a mixture.....farms reporting 1949...	1
Wool shorn.....pounds 1949...	403	acres 1949...	110
Average date of enumeration.....1950...	1,012	bushels 1949...	2,118
	Apr. 15-Apr. 28	Winter wheat threshed or combined.....farms reporting 1949...	320
		1944...	307
		acres 1949...	51,964
		1944...	36,457
		bushels 1949...	1,592,515
		1944...	1,290,840
		Spring wheat threshed or combined.....farms reporting 1949...	132
		1944...	125
		acres 1949...	8,976
		1944...	5,435
		bushels 1949...	170,599
		1944...	117,550
		Oats threshed or combined.....farms reporting 1949...	92
		1944...	119
		acres 1949...	1,872
		1944...	2,731
		bushels 1949...	53,291
		1944...	84,750
		Oats out for feeding unthreshed.....farms reporting 1949...	24
		1944...	171
		acres 1949...	224
		1944...	2,568
		Barley threshed or combined.....farms reporting 1949...	266
		1944...	305
		acres 1949...	27,032
		1944...	34,815
		bushels 1949...	780,272
		1944...	1,008,682
		Annual legumes:	
		Dry field and seed beans harvested	
		for beans.....farms reporting 1949...	1
		1944 ² ...	10
		acres 1949...	98
		1944 ² ...	696
		100-lb. bags 1949...	254
		1944 ² ...	2,541
		Dry field and seed peas, other than Austrian	
		winter peas, harvested for peas.....farms reporting 1949...	58
		1944...	133
		acres 1949...	5,342
		1944...	15,018
		100-lb. bags 1949...	48,222
		1944...	164,989
		Hay crops:	
		Land from which hay was cut.....farms reporting 1949...	296
		acres 1949...	7,072
		Alfalfa cut for hay (or for	
		dehydrating).....farms reporting 1949...	152
		1944...	234
		acres 1949...	2,568
		1944...	4,327
		tons 1949...	3,133
		1944...	5,987
		Glover or timothy out for hay.....farms reporting 1949...	61
		1944...	80
		acres 1949...	1,071
		1944...	1,381
		tons 1949...	1,130
		1944...	1,587
		Oats, wheat, barley, rye, or other small	
		grain cut for hay.....farms reporting 1949...	148
		1944...	189
		acres 1949...	2,440
		1944...	2,234
		tons 1949...	2,794
		1944...	2,962
		Wild hay cut.....farms reporting 1949...	45
		1944...	30
		acres 1949...	516
		1944...	275
		tons 1949...	522
		1944...	336

¹Ewes and ewe lambs kept for breeding.
²Does not include soybeans.

Item	County total	Item	County total
SPECIFIED CROPS HARVESTED—Continued		SPECIFIED CROPS HARVESTED—Continued	
Hay crops—Continued		Vegetables harvested for sale—Continued	
Other hay cut.....farms reporting 1949...	30	Tomatoes.....farms reporting 1949...	1
acres 1949...	421	1944...	1
acres 1944...	447	acres 1949...	(*)
tons 1949...	451	1944...	(*)
1944...	543	Watermelons.....farms reporting 1949...	
Field crops (other):		acres 1949...	
Alfalfa seed harvested.....farms reporting 1949...		Other vegetables.....acres 1949...	
1944...		Berries and other small fruit harvested for sale:	
acres 1949...		Strawberries.....farms reporting 1949...	3
pounds 1949...		acres 1949...	7
1944...		quarts 1949...	253
Red clover seed harvested.....farms reporting 1949...	8	Raspberries (tame).....farms reporting 1949...	4
1944...	3	acres 1949...	5
acres 1949...	267	quarts 1949...	452
1944...	137	Tree fruits, nuts, and grapes:	
pounds 1949...	21,101	Land in bearing and nonbearing fruit orchards, groves,	
1944...	10,860	vineyards, and planted nut trees.....farms reporting 1950...	71
Alsike clover seed harvested.....farms reporting 1949...	24	1945...	25
acres 1949...	1,204	acres 1950 ² ...	11
pounds 1949...	149,141	1945...	19
Austrian winter peas, including Dixie Wonder,		Apples.....farms reporting 1950...	59
harvested.....farms reporting 1949...	111	1945...	51
acres 1949...	12,624	trees of all ages..number 1950...	537
pounds 1949...	11,934,378	1945...	481
Irish potatoes harvested for home use or for		trees not of bearing age..number 1950...	80
sale.....farms reporting 1949...	40	trees of bearing age..number 1950...	477
1944...	138	quantity harvested..bushels 1949...	453
acres 1949...	259	1944...	515
1944...	855	Peaches.....farms reporting 1950...	6
100-lb. bags 1949...	14,594	1945...	6
1944...	40,575	trees of all ages..number 1950...	10
Popcorn harvested.....farms reporting 1949...		1945...	12
acres 1949...		trees not of bearing age..number 1950...	8
100 lb. ear corn 1949...		trees of bearing age..number 1950...	2
Sugar beets harvested for sugar.....farms reporting 1949...		quantity harvested..bushels 1949...	
1944...		1944...	
acres 1949...		Pears.....farms reporting 1950...	20
1944...		1945...	23
acres 1949...		trees of all ages..number 1950...	45
1944...		1945...	69
Root and grain crops hogged or grazed,		trees not of bearing age..number 1950...	15
other than corn.....farms reporting 1949...	1	trees of bearing age..number 1950...	30
acres 1949...	4	quantity harvested..bushels 1949...	40
Vegetables harvested for home use (other than		1944...	109
Irish and sweet potatoes).....farms reporting 1949...	161	Sour cherries.....farms reporting 1950...	30
1944...	329	trees of all ages..number 1950...	67
Vegetables harvested for sale.....farms reporting 1949...	3	trees not of bearing age..number 1950...	12
1944...	8	trees of bearing age..number 1950...	55
acres 1949...	156	quantity harvested..pounds 1949...	1,297
1944...	168	Sweet cherries.....farms reporting 1950...	26
sold dollars 1949...	1,720	trees of all ages..number 1950...	59
1944...	7,387	trees not of bearing age..number 1950...	23
Green beans (snap, string, or wax).....farms reporting 1949...	1	trees of bearing age..number 1950...	36
1944...	1	quantity harvested..pounds 1949...	707
acres 1949...	(*)	Plums and prunes.....farms reporting 1950...	26
Cabbage.....farms reporting 1949...	1	1945...	22
1944...	1	trees of all ages..number 1950...	104
acres 1949...	(*)	1945...	121
Cantaloups and muskmelons.....farms reporting 1949...		trees not of bearing age..number 1950...	19
acres 1949...		trees of bearing age..number 1950...	85
Carrots.....farms reporting 1949...		quantity harvested..bushels 1949...	55
acres 1949...		1944...	71
Sweet corn.....farms reporting 1949...	2	Apricots.....farms reporting 1950...	10
1944...	3	1945...	6
acres 1949...	(*)	trees of all ages..number 1950...	24
1944...	5	1945...	27
Lettuce and romaine.....farms reporting 1949...		trees not of bearing age..number 1950...	8
acres 1949...		trees of bearing age..number 1950...	16
Dry onions.....farms reporting 1949...		quantity harvested..pounds 1949...	330
acres 1949...		1944...	20
Green peas.....farms reporting 1949...	1	Grapes.....farms reporting 1950...	11
1944...	1	1945...	4
acres 1949...	156	vines of all ages..number 1950...	100
1944...	100	1945...	58
		vines not of bearing age..number 1950...	28
		vines of bearing age..number 1950...	72
		quantity harvested..pounds 1949...	1,030
		1944...	450

¹For 1949, does not include acres for farms with less than 10 bags harvested.

²For 1950, does not include acres for farms reporting less than 1/2 acre.

*Less than 1 acre.

1950 CENSUS OF AGRICULTURE

FARMS, FARM CHARACTERISTICS, FARM PRODUCTS

For release February 14, 1951

LINCOLN, IDAHO

(82-082) Series AC50-1

This release presents figures from the 1950 Census of Agriculture, together with available comparative data from the 1945 Census of Agriculture. The figures from the 1950 Census are preliminary and are subject to revision. A similar report will be released for every county in the United States. A preliminary report, carrying State totals only, will be issued following the publication of figures for all of the counties in the State. After that, final figures for this county and for other counties in the State will be published in a State Report.

Generally, the data for both 1950 and 1945 are based upon the tabulation of reports for all farms in the county. However, the 1950 data for items followed by a star (*) represent estimates for all farms made on the basis of reports from a sample of approximately 20 percent of the farms.

Inventory items are for April 1, 1950 and January 1, 1945; and production items are for the calendar years 1949 and 1944.

Item	County total	Item	County total
FARMS, ACREAGE, AND VALUE		FARMS BY SIZE	
Farms.....number 1950...	453	Under 10 acres.....number 1950...	18
.....1945.....	4601945.....	17
Approximate land area.....acres 1950...	769,920	Under 3 acres.....number 1950...	2
.....1945.....	14.01945.....	2
Proportion in farms.....percent 1950...	84,974	3 to 9 acres.....number 1950...	18
.....1945.....	28,8241945.....	15
Land owned by farm operators.....acres 1950...	280	10 to 29 acres.....number 1950...	9
.....1945.....	5,9441945.....	8
Land rented from others by farm operators.....acres 1950...	108,134	30 to 49 acres.....number 1950...	25
.....1945.....	101,7881945.....	29
Land managed by farm operators.....acres 1950...	238.7	50 to 69 acres.....number 1950...	12
.....1945.....	221.31945.....	9
Land rented to others by farm operators.....acres 1950...	17,310	70 to 99 acres.....number 1950...	76
.....1945.....	9,7481945.....	82
Land in farms.....acres 1950...	73.25	100 to 139 acres.....number 1950...	81
.....1945.....	44.061945.....	73
Average size of farm.....acres 1950...	238.7	140 to 179 acres.....number 1950...	75
.....1945.....	221.31945.....	75
Value of land and buildings.....average per farm, dollars 1950*	17,310	180 to 219 acres.....number 1950...	27
.....1945.....	9,7481945.....	31
.....average per acre, dollars 1950*	73.25	220 to 259 acres.....number 1950...	21
.....1945.....	44.061945.....	29
Land in farms according to use:		260 to 499 acres.....number 1950...	62
Cropland harvested.....farms reporting 1949...	4271945.....	29
.....1944.....	458	500 to 999 acres.....number 1950...	23
.....acres 1949.....	55,5761945.....	17
.....1944.....	37,221	1,000 acres and over.....number 1950...	12
1 to 9 acres.....farms reporting 1949...	131945.....	12
.....1944.....	20		
10 to 19 acres.....farms reporting 1949...	13	FARMS BY COLOR AND TENURE OF OPERATOR	
.....1944.....	18	Farms by color of operator:	
20 to 29 acres.....farms reporting 1949...	32	White operators.....number 1950...	452
.....1944.....	381945.....	460
30 to 49 acres.....farms reporting 1949...	61	Nonwhite operators.....number 1950...	1
.....1944.....	761945.....
50 to 99 acres.....farms reporting 1949...	192	Farms by tenure of operator:	
.....1944.....	157	Full owners.....number 1950...	309
100 to 199 acres.....farms reporting 1949...	991945.....	282
.....1944.....	100	Part owners.....number 1950...	51
200 acres and over.....farms reporting 1949...	171945.....	68
.....1944.....	25	Managers.....number 1950...	1
Cropland used only for pasture.....farms reporting 1949...	5601945.....	1
.....1944 ¹	255	All tenants.....number 1950...	92
.....acres 1949.....	10,3991945.....	109
.....1944 ¹	6,342	Proportion of tenancy.....percent 1950...	20.3
Cropland not harvested and not pastured.....farms reporting 1949...	1471945.....	23.7
.....acres 1949.....	4,579	Cash tenants.....number 1950...	9
.....1944.....	2,7891945.....	13
Cultivated summer fallow.....farms reporting 1949...	78	Share-cash tenants.....number 1950...	1
.....acres 1949.....	5561945.....	68
1 to 49 acres.....farms reporting 1949...	72	Share tenants and croppers.....number 1950...	62
.....1944.....	41945.....	56
50 to 199 acres.....farms reporting 1949...	4	Crop-share tenants and croppers.....number 1950...	12
.....1944.....	1	Livestock-share tenants.....number 1950...	2
200 acres and over.....farms reporting 1949...	881945.....	35
Other.....farms reporting 1949...	5,043	Other and unspecified tenants.....number 1950...	2
.....acres 1949.....	61945.....
Woodland pastured.....farms reporting 1949...	5	Other tenants.....number 1950...	2
.....1944.....	5	Unspecified tenants.....number 1950...
.....acres 1949.....	785		
.....1944.....	5	SPECIFIED FACILITIES AND EQUIPMENT*	
Woodland not pastured.....farms reporting 1949...	7	Telephone.....farms reporting 1950...	165
.....1944.....	11945.....	79
.....acres 1949.....	96	Electricity.....farms reporting 1950...	458
.....1944.....	11945.....	392
Other pasture (not cropland and not woodland).....farms reporting 1949...	250	From a power line.....farms reporting 1950...	458
.....1944 ¹	381	Average of last monthly electric bill.....dollars 1950...	8.16
.....acres 1949.....	45,335	Electric water pump.....farms reporting 1950...	528
.....1944 ¹	34,832	Electric hot-water heater.....farms reporting 1950...	220
Other land (house lots, roads, wasteland, etc.).....farms reporting 1949...	434	Home freezer.....farms reporting 1950...	37
.....1944.....	454	Electric washing machine.....farms reporting 1950...	442
.....acres 1949.....	11,416	Electric chick brooder.....farms reporting 1950...	105
.....1944.....	20,4131945.....	20
Irrigated land in farms.....farms reporting 1949...	443	Electric power feed grinder.....farms reporting 1950...	258
.....acres 1949.....	44,748	Milking machine.....farms reporting 1950...	145
.....1944.....	48,2241945.....	145
Land irrigated by sprinklers.....farms reporting 1949...	1	Grain combines.....farms reporting 1950...
.....acres 1949.....	40number 1950...
	number 1950...
FARM OPERATORS		Corn pickers.....farms reporting 1950...
Residing on farm operated.....operators reporting 1950...	424number 1950...
.....1945.....	402	Pick-up hay balers.....farms reporting 1950...	56
Not residing on farm operated.....operators reporting 1950...	21number 1950...	58
.....1945.....	44	Upright silos.....farms reporting 1950...	6
With other income of family exceeding value of agricultural products sold.....operators reporting 1949...	56number 1950...	8
Working off their farm, total.....operators reporting 1949...	145	Pit or trench silos.....farms reporting 1950...	12
.....1944.....	86number 1950...	15
100 days or more.....operators reporting 1949...	55		
.....1944.....	37		

¹Data for 1944 not strictly comparable with those for 1949.

Item	County total	Item	County total
SPECIFIED FACILITIES AND EQUIPMENT^A—Continued		FARMS BY TYPE OF FARM—Continued	
Motortrucks.....farms reporting 1950...	288	Livestock farms other than dairy and poultry.....number 1950...	123
.....1945.....	192	General farms.....number 1950.....	163
.....number 1950.....	367number 1950.....	41
.....1945.....	231number 1950.....	15
Tractors.....farms reporting 1950.....	398number 1950.....	104
.....1945.....	205number 1950.....	19
.....number 1950.....	543	FARMS BY ECONOMIC CLASS	
.....1945.....	244	Commercial farms.....number 1950.....	434
Wheel tractors other than garden.....farms reporting 1950.....	398	Class I (Value of products sold, \$25,000 or more).....number 1950.....	18
.....number 1950.....	529	Class II (Value of products sold, \$10,000-\$24,999).....number 1950.....	75
Garden tractors.....farms reporting 1950.....	5	Class III (Value of products sold, \$5,000-\$9,999).....number 1950.....	134
.....number 1950.....	5	Class IV (Value of products sold, \$2,500-\$4,999).....number 1950.....	139
Crawler tractors.....farms reporting 1950.....	9	Class V (Value of products sold, \$1,200-\$2,499) ¹number 1950.....	59
.....number 1950.....	9	Class VI (Value of products sold, \$250-\$1,199) ¹number 1950.....	5
Automobiles.....farms reporting 1950.....	367	Other farms.....number 1950.....	19
.....1945.....	333	Part-time ²number 1950.....	13
.....number 1950.....	499	Residential (Less than \$250 value of products sold).....number 1950.....	6
.....1945.....	404	Abnormal ³number 1950.....
Farms by class of work power:		VALUE OF PRODUCTS SOLD, BY SOURCE	
No tractor, horses, or mules.....farms reporting 1950.....	20	All farm products sold.....dollars 1949.....	3,322,860
No tractor and only 1 horse or mule.....farms reporting 1950.....1944.....	2,518,523
No tractor and 2 or more horses and/or mules.....farms reporting 1950.....	40	All crops sold.....dollars 1949.....	1,664,794
Tractor and horses and/or mules.....farms reporting 1950.....	3631944.....	1,025,436
Tractor and no horses or mules.....farms reporting 1950.....	30	Field crops, other than vegetables and fruits and nuts sold.....dollars 1949.....	1,661,106
TRADING CENTER AND ROAD^A	1944.....	1,023,806
Distance to trading center visited most frequently:		Vegetables sold.....dollars 1949.....	2,606
Under 1 mile.....farms reporting 1950.....	301944.....	460
1 to 4 miles.....farms reporting 1950.....	76	Fruits and nuts sold.....dollars 1949.....	1,082
5 to 9 miles.....farms reporting 1950.....	1541944.....	1,170
10 miles and over.....farms reporting 1950.....	183	Horticultural specialties sold.....dollars 1949.....
Average distance reported.....miles 1950.....	81944.....
Distance over dirt or unimproved roads:		All livestock and livestock products sold.....dollars 1949.....	1,858,066
0.0 to 0.2 miles.....farms reporting 1950.....	2591944.....	1,493,062
0.3 to 0.9 miles.....farms reporting 1950.....	35	Dairy products sold.....dollars 1949.....	346,909
1.0 to 4.9 miles.....farms reporting 1950.....	761944.....	362,778
5.0 miles and over.....farms reporting 1950.....	41	Poultry and poultry products sold.....dollars 1949.....	55,754
Average distance reported.....miles 1950.....	1.21944.....	49,738
Kind of road on which farm is located:		Livestock and livestock products, other than dairy and poultry, sold.....dollars 1949.....	1,455,403
Hard surface.....farms reporting 1950.....	451944.....	1,082,546
Gravel, shell, or shale.....farms reporting 1950.....	321	Forest products sold.....dollars 1949.....
Dirt or unimproved.....farms reporting 1950.....	661944.....	25
FARM LABOR^A		HORSES AND MULES	
Week preceding enumeration:		Horses and/or mules.....farms reporting 1950.....	356
Family and/or hired workers.....farms reporting 1950.....	448	Horses and colts, including ponies.....farms reporting 1950.....	352
.....persons 1950.....	1,0061945.....	385
Family workers, including operator.....farms reporting 1950.....	437number 1950.....	1,469
Operators.....persons 1950.....	4271945.....	2,448
Unpaid members of operator's family.....farms reporting 1950.....	198	Mules and mule colts.....farms reporting 1950.....	12
.....persons 1950.....	3621945.....	16
Hired workers.....farms reporting 1950.....	108number 1950.....	37
.....persons 1950.....	2171945.....	29
SPECIFIED FARM EXPENDITURES^A		CATTLE AND DAIRY PRODUCTS	
Specified farm expenditures.....farms reporting 1949.....	448	Cattle and calves.....farms reporting 1950.....	400
Machine hire and/or hired labor.....farms reporting 1949.....	3981945.....	405
Machine hire.....farms reporting 1949.....	324number 1950.....	12,372
.....dollars 1949.....	113,3011945.....	13,510
Hired labor.....farms reporting 1949.....	308	Cows, including heifers that have calved.....farms reporting 1950.....	368
.....dollars 1949.....	413,3461945 ³	392
Feed for livestock and poultry.....farms reporting 1949.....	353number 1950.....	5,257
.....dollars 1949.....	323,6051945 ³	6,584
Livestock and poultry purchased.....farms reporting 1949.....	342	Milk cows.....farms reporting 1950.....	380
.....dollars 1949.....	443,821number 1950.....	2,946
Seeds, bulbs, plants, and trees purchased.....farms reporting 1949.....	347	Heifers born before Jan. 1.....farms reporting 1950.....	315
.....dollars 1949.....	121,778number 1950.....	2,600
Gasoline and other petroleum fuel and oil.....farms reporting 1949.....	393	Steers and bulls born before Jan. 1.....farms reporting 1950.....	296
.....dollars 1949.....	203,672number 1950.....	2,427
Tractor repairs.....farms reporting 1949.....	332	Calves born since Jan. 1.....farms reporting 1950.....	330
.....dollars 1949.....	53,513number 1950.....	2,088
Other farm machinery repairs.....farms reporting 1949.....	381	Whole milk sold.....farms reporting 1949.....	249
.....dollars 1949.....	86,7631944.....	131
FARMS BY TOTAL VALUE OF PRODUCTS SOLD	gallons 1949.....	1,077,420
No sales.....number 1950.....	61944.....	737,844
\$1 to \$249.....number 1950.....	5dollars 1949.....	287,251
\$250 to \$399.....number 1950.....	51944.....	261
\$400 to \$599.....number 1950.....pounds of butterfat 1949.....	95,140
\$600 to \$999.....number 1950.....	51944.....	396,623
\$1,000 to \$1,499.....number 1950.....	31dollars 1949.....	59,258
\$1,500 to \$2,499.....number 1950.....	36	Butter, buttermilk, skim milk, and cheese sold.....farms reporting 1949.....	2
\$2,500 to \$3,999.....number 1950.....	79dollars 1949.....	400
\$4,000 to \$5,999.....number 1950.....	124	HOGS	
\$6,000 to \$9,999.....number 1950.....	70	Hogs and pigs.....farms reporting 1950.....	204
\$10,000 and over.....number 1950.....	971945.....	292
FARMS BY TYPE OF FARM	number 1950.....	2,911
Field-crop farms other than vegetable and fruit-and-nut.....number 1950.....	901945.....	5,838
Cash-grain.....number 1950.....	64	4 months old and over.....farms reporting 1950.....	175
Cotton.....number 1950.....number 1950.....	1,374
Other field-crop.....number 1950.....	26	Less than 4 months old.....farms reporting 1950.....	94
Vegetable farms.....number 1950.....number 1950.....	1,537
Fruit-and-nut farms.....number 1950.....	Sows and gilts for spring farrowing.....farms reporting 1950.....	107
Dairy farms.....number 1950.....	591945.....	179
Poultry farms.....number 1950.....number 1950.....	444
	1945.....	695

¹Part-time farms include those with value of products sold of \$250-\$1,199 and operator either reporting 100 days or more of off-farm work or reporting other income exceeding value of agricultural products sold.
²Public and private institutional farms, community projects, etc.
³Cows and heifers 2 years old and over.

Item	County total	Item	County total
SHEEP AND WOOL		SPECIFIED CROPS HARVESTED	
Sheep and lambs.....farms reporting 1950...	74	Corn:	
1945...	46	Corn for all purposes.....farms reporting 1949...	21
number 1950...	51,593	1944...	15
1945...	44,279	acres 1949...	201
Sheep and lambs born before Oct. 1, 1949..farms reporting 1950...	50	1944...	122
number 1950...	23,774	Harvested for grain.....farms reporting 1949...	4
Ewes.....farms reporting 1950...	47	1944...	3
1945 ¹ ..	82	acres 1949...	14
number 1950...	23,463	1944...	18
1945 ¹ ..	32,516	bushels 1949...	725
Yearling ewes.....farms reporting 1950...	24	1944...	1,050
number 1950...	3,030	Out for silage.....farms reporting 1949...	12
Older ewes.....farms reporting 1950...	43	acres 1949...	95
number 1950...	20,433	tons, green weight 1949...	1,034
Rams and wethers.....farms reporting 1950...	34	Hogged or grazed, or out for green	
number 1950...	311	or dry fodder.....farms reporting 1949...	7
acres 1949...		92	
Lambs born since Oct. 1, 1949.....farms reporting 1950...	64	Small grains:	
number 1950...	28,219	Grains grown together and threshed	
Sheep and lambs shorn.....farms reporting 1949...	48	as a mixture.....farms reporting 1949...	74
1944...	89	acres 1949...	881
number shorn 1949 ..	25,100	bushels 1949...	33,691
Wool shorn.....pounds 1949...	302,484	Winter wheat threshed or combined.....farms reporting 1949...	10
1944...	376,788	1944...	2
Average date of enumeration.....1950...	Apr. 15-Apr. 28	acres 1949...	568
		1944...	153
		bushels 1949...	14,333
		1944...	3,519
		acres 1949...	346
		1944...	339
		acres 1949...	9,778
		1944...	9,207
		bushels 1949...	315,064
		1944...	377,818
		Oats threshed or combined.....farms reporting 1949...	186
		1944...	203
		acres 1949...	2,087
		1944...	2,622
		bushels 1949...	85,975
		1944...	133,160
		Oats out for feeding unthreshed.....farms reporting 1949...	9
		1944...	13
		acres 1949...	83
		1944...	141
		Barley threshed or combined.....farms reporting 1949...	110
		1944...	169
		acres 1949...	1,256
		1944...	2,736
		bushels 1949...	51,015
		1944...	121,329
		Annual legumes:	
		Dry field and seed beans harvested	
		for beans.....farms reporting 1949...	126
		1944 ² ..	71
		acres 1949...	2,675
		1944 ² ..	1,501
		100-lb. bags 1949...	41,209
		1944 ² ..	16,307
		Dry field and seed peas, other than Austrian	
		winter peas, harvested for peas.....farms reporting 1949...	3
		1944...	1
		acres 1949...	45
		1944...	40
		100-lb. bags 1949...	431
		1944...	720
		Hay crops:	
		Land from which hay was cut.....farms reporting 1949...	401
		acres 1949...	14,160
		Alfalfa cut for hay (or for	
		dehydrating).....farms reporting 1949...	389
		1944...	407
		acres 1949...	12,498
		1944...	14,965
		tons 1949...	41,851
		1944...	38,563
		Clover or timothy cut for hay.....farms reporting 1949...	122
		1944...	126
		acres 1949...	1,887
		1944...	2,011
		tons 1949...	2,645
		1944...	2,230
		Oats, wheat, barley, rye, or other small	
		grain out for hay.....farms reporting 1949...	19
		1944...	2
		acres 1949...	195
		1944...	16
		tons 1949...	260
		1944...	26
		Wild hay cut.....farms reporting 1949...	1
		1944...	2
		acres 1949...	10
		1944...	56
		tons 1949...	10
		1944...	58

¹Ewes and ewe lambs kept for breeding.
²Does not include soybeans.

Item	County total	Item	County total
SPECIFIED CROPS HARVESTED—Continued		SPECIFIED CROPS HARVESTED—Continued	
Hay crops—Continued		Vegetables harvested for sale—Continued	
Other hay cut.....farms reporting 1949...	11	Tomatoes.....farms reporting 1949...
acres 1949...	296	1944.....
tons 1949...	4	acres 1949...
1944.....	4	1944.....
Field crops: (other)		Watermelons.....farms reporting 1949...
Alfalfa seed harvested.....farms reporting 1949...	14	acres 1949...
1944.....	9	Other vegetables.....acres 1949...	3
acres 1949...	128	Barries and other small fruit harvested for sale:	
1944.....	88	Strawberries.....farms reporting 1949...	8
pounds 1949...	11,877	acres 1949...	1
1944.....	5,640	quarts 1949...	1,920
Red clover seed harvested.....farms reporting 1949...	132	Raspberries (tame).....farms reporting 1949...	2
1944.....	151	acres 1949...	(*)
acres 1949...	1,922	quarts 1949...	139
1944.....	2,267	Tree fruits, nuts, and grapes:	
pounds 1949...	308,957	Land in bearing and nonbearing fruit orchards, groves,	
1944.....	329,340	vineyards, and planted nut trees.....farms reporting 1950...	127
Alsike clover seed harvested.....farms reporting 1949...	3	1945...	47
acres 1949...	29	acres 1950 ² ...	14
pounds 1949...	2,875	1945...	26
Austrian winter pear, including Dixie Wonder, harvested.....farms reporting 1949...	Apples.....farms reporting 1950...	100
acres 1949...	1945...	77
pounds 1949...	trees of all ages..number 1950...	529
Irish potatoes harvested for home use or for sale.....farms reporting 1949...	160	1945...	656
1944...	134	trees not of bearing age..number 1950...	144
acres 1949...	1,926	trees of bearing age..number 1950...	485
1944...	2,092	quantity harvested..bushels 1949...	595
100-lb. bags 1949...	297,753	1944...	975
1944...	277,105	Peaches.....farms reporting 1950...	37
Popcorn harvested.....farms reporting 1949...	1945...	31
acres 1949...	trees of all ages..number 1950...	116
100 lb. ear corn 1949...	1945...	123
Sugar beets harvested for sugar.....farms reporting 1949...	16	trees not of bearing age..number 1950...	75
1944...	12	trees of bearing age..number 1950...	41
acres 1949...	21	quantity harvested..bushels 1949...	9
1944...	183	1944...	26
tons 1949...	2,099	Pears.....farms reporting 1950...	65
1944...	2,307	1945...	44
Root and grain crops hogged or grazed, other than corn.....farms reporting 1949...	6	trees of all ages..number 1950...	96
acres 1949...	7	1945...	97
Vegetables harvested for home use (other than Irish and sweet potatoes).....farms reporting 1949...	274	trees not of bearing age..number 1950...	40
1944...	329	trees of bearing age..number 1950...	36
Vegetables harvested for sale.....farms reporting 1949...	6	quantity harvested..bushels 1949...	32
1944...	1	1944...	200
acres 1949...	30	Sour cherries.....farms reporting 1950...	46
1944...	1	trees of all ages..number 1950...	139
acres 1949...	1	trees not of bearing age..number 1950...	49
1944...	2,605	trees of bearing age..number 1950...	31
1944...	460	quantity harvested..pounds 1949...	1,910
Green beans (snap, string, or wax).....farms reporting 1949...	Sweet cherries.....farms reporting 1950...	27
1944.....	trees of all ages..number 1950...	24
acres 1949...	trees not of bearing age..number 1950...	28
1944.....	trees of bearing age..number 1950...	26
acres 1949...	quantity harvested..pounds 1949...	50
1944.....	Plums and prunes.....farms reporting 1950...	55
Cabbage.....farms reporting 1949...	1945...	66
1944.....	trees of all ages..number 1950...	133
acres 1949...	1945...	409
1944.....	trees not of bearing age..number 1950...	49
acres 1949...	trees of bearing age..number 1950...	104
1944.....	quantity harvested..bushels 1949...	118
Cantaloupe and muskmelons.....farms reporting 1949...	1944...	107
acres 1949...	Apricots.....farms reporting 1950...	48
1944.....	1945...	48
acres 1949...	trees of all ages..number 1950...	127
1944.....	1945...	194
acres 1949...	23	trees not of bearing age..number 1950...	47
1944.....	trees of bearing age..number 1950...	80
acres 1949...	quantity harvested..pounds 1949...	891
1944.....	1944...	1,275
Lettuce and romaine.....farms reporting 1949...	Grapes.....farms reporting 1950...	17
acres 1949...	1945...	32
1944.....	vines of all ages..number 1950...	161
acres 1949...	1945...	704
1944.....	vines not of bearing age..number 1950...	62
Dry onions.....farms reporting 1949...	vines of bearing age..number 1950...	99
acres 1949...	quantity harvested..pounds 1949...	1,721
1944.....	1944...	3,094
Green peas.....farms reporting 1949...		
acres 1949...		
1944.....		
acres 1949...		
1944.....		

¹For 1949, does not include acres for farms with less than 10 bags harvested.
²For 1950, does not include acres for farms reporting less than 1/2 acre.
³Less than one acre.

1950 CENSUS OF AGRICULTURE

FARMS, FARM CHARACTERISTICS, FARM PRODUCTS

For release February 19, 1951

MADISON, IDAHO

(82-033) Series AC50-1

This release presents figures from the 1950 Census of Agriculture, together with available comparative data from the 1945 Census of Agriculture. The figures from the 1950 Census are preliminary and are subject to revision. A similar report will be released for every county in the United States. A preliminary report, carrying State totals only, will be issued following the publication of figures for all of the counties in the State. After that, final figures for this county and for other counties in the State will be published in a State Report.

Generally, the data for both 1950 and 1945 are based upon the tabulation of reports for all farms in the county. However, the 1950 data for items followed by a star (*) represent estimates for all farms made on the basis of reports from a sample of approximately 20 percent of the farms.

Inventory items are for April 1, 1950 and January 1, 1945; and production items are for the calendar years 1949 and 1944.

Table with 4 columns: Item, County total, Item, County total. It is divided into sections: FARMS, ACREAGE, AND VALUE; FARMS BY SIZE; FARMS BY COLOR AND TENURE OF OPERATOR; and SPECIFIED FACILITIES AND EQUIPMENT*. Each section lists various farm-related metrics and their corresponding values for 1950 and 1945.

*Data for 1944 not strictly comparable with those for 1949.

Item	County total	Item	County total
SPECIFIED FACILITIES AND EQUIPMENT¹—Continued		FARMS BY TYPE OF FARM—Continued	
Motortrucks.....farms reporting 1950...	559	Livestock farms other than dairy and poultry.....number 1950...	87
.....1945.....	410	General farms.....number 1950...	233
.....number 1950.....	828number 1950...	122
.....1945.....	472number 1950...	58
Tractors.....farms reporting 1950...	644number 1950...	53
.....1945.....	435	Miscellaneous and unclassified farms.....number 1950...	105
.....number 1950.....	967		
.....1945.....	485		
Wheel tractors other than garden.....farms reporting 1950...	560		
.....number 1950.....	755		
.....1945.....	23		
Garden tractors.....farms reporting 1950...	28		
.....number 1950.....	152		
.....1945.....	184		
Crawler tractors.....farms reporting 1950...	747		
.....number 1950.....	683		
.....1945.....	923		
Automobiles.....farms reporting 1950...	747		
.....number 1950.....	126		
.....1945.....	16		
Farms by class of work power:			
No tractor, horses, or mules.....farms reporting 1950...	74		
No tractor and only 1 horse or mule.....farms reporting 1950...	349		
No tractor and 2 or more horses and/or mules.....farms reporting 1950...	326		
Tractor and horses and/or mules.....farms reporting 1950...			
Tractor and no horses or mules.....farms reporting 1950...			
TRADING CENTER AND ROAD*		FARMS BY ECONOMIC CLASS	
Distance to trading center visited most frequently:		Commercial farms.....number 1950...	786
Under 1 mile.....farms reporting 1950...	45	Class I (Value of products sold, \$25,000 or more).....number 1950...	53
1 to 4 miles.....farms reporting 1950...	246	Class II (Value of products sold, \$10,000-\$24,999).....number 1950...	106
5 to 9 miles.....farms reporting 1950...	290	Class III (Value of products sold, \$5,000-\$9,999).....number 1950...	283
10 miles and over.....farms reporting 1950...	238	Class IV (Value of products sold, \$2,500-\$4,999).....number 1950...	189
Average distance reported.....miles 1950...	7	Class V (Value of products sold, \$1,200-\$2,499).....number 1950...	116
Distance over dirt or unimproved roads:		Class VI (Value of products sold, \$250-\$1,199) ¹number 1950...	37
0.0 to 0.2 miles.....farms reporting 1950...	272	Other farms.....number 1950...	105
0.3 to 0.9 miles.....farms reporting 1950...	107	Part-time ²number 1950...	74
1.0 to 4.9 miles.....farms reporting 1950...	311	Residential (Less than \$250 value of products sold).....number 1950...	31
5.0 miles and over.....farms reporting 1950...	86	Abnormal ²number 1950...	
Average distance reported.....miles 1950...	1.8		
Kind of road on which farm is located:		VALUE OF PRODUCTS SOLD, BY SOURCE	
Hard surface.....farms reporting 1950...	251	All farm products sold.....dollars 1949...	6,987,953
Gravel, shell, or shale.....farms reporting 1950...	2921944.....	5,399,430
Dirt or unimproved.....farms reporting 1950...	240	All crops sold.....dollars 1949...	4,654,857
FARM LABOR*	1944.....	3,853,182
Week preceding enumeration:		Field crops, other than vegetables and fruits and nuts sold.....dollars 1949...	4,644,701
Family and/or hired workers.....farms reporting 1950...	7321944.....	3,847,030
.....persons 1950.....	1,459	Vegetables sold.....dollars 1949...	2,050
.....1949.....	7141944.....	3,310
Family workers, including operator.....farms reporting 1950...	688	Fruits and nuts sold.....dollars 1949...	3,523
Operators.....persons 1950.....	2601944.....	2,842
Unpaid members of operator's family.....farms reporting 1950...	479	Horticultural specialties sold.....dollars 1949...	4,583
.....persons 1950.....	1391944.....	
Hired workers.....farms reporting 1950...	292	All livestock and livestock products sold.....dollars 1949...	2,332,121
.....persons 1950.....	1944.....	1,546,248
SPECIFIED FARM EXPENDITURES*		Dairy products sold.....dollars 1949...	462,180
Specified farm expenditures.....farms reporting 1949...	8191944.....	408,108
Machine hire and/or hired labor.....farms reporting 1949...	783	Poultry and poultry products sold.....dollars 1949...	117,275
.....1949.....	6571944.....	174,926
Machine hire.....dollars 1949...	255,480	Livestock and livestock products, other than dairy and poultry, sold.....dollars 1949...	1,752,666
Hired labor.....farms reporting 1949...	6731944.....	963,214
.....dollars 1949...	920,963	Forest products sold.....dollars 1949...	975
Feed for livestock and poultry.....farms reporting 1949...	6371944.....	
.....dollars 1949...	579,149	HORSES AND MULES	
Livestock and poultry purchased.....farms reporting 1949...	478	Horses and/or mules.....farms reporting 1950...	441
.....dollars 1949...	587,006	Horses and colts, including ponies.....farms reporting 1950...	441
Seeds, bulbs, plants, and trees purchased.....farms reporting 1949...	654number 1950...	625
.....dollars 1949...	312,8881945...	1,397
Gasoline and other petroleum fuel and oil.....farms reporting 1949...	7221945...	2,618
.....dollars 1949...	434,575	Mules and mule colts.....farms reporting 1950...	2
Tractor repairs.....farms reporting 1947...	554number 1950...	3
.....dollars 1949...	156,6341945...	2
Other farm machinery repairs.....farms reporting 1949...	608number 1950...	4
.....dollars 1949...	179,538	CATTLE AND DAIRY PRODUCTS	
FARMS BY TOTAL VALUE OF PRODUCTS SOLD		Cattle and calves.....farms reporting 1950...	720
No sales.....number 1950...	51945...	720
\$1 to \$249.....number 1950...	26number 1950...	19,550
\$250 to \$399.....number 1950...	111945...	14,358
\$400 to \$599.....number 1950...	26	Cows, including heifers that have calved.....farms reporting 1950...	706
\$600 to \$999.....number 1950...	471945 ³ ...	708
\$1,000 to \$1,499.....number 1950...	53number 1950...	8,474
\$1,500 to \$2,499.....number 1950...	901945 ³ ...	6,688
\$2,500 to \$3,999.....number 1950...	121	Milk cows.....farms reporting 1950...	673
\$4,000 to \$5,999.....number 1950...	128number 1950...	3,744
\$6,000 to \$9,999.....number 1950...	223	Heifers born before Jan. 1.....farms reporting 1950...	542
\$10,000 and over.....number 1950...	161number 1950...	3,924
FARMS BY TYPE OF FARM		Steers and bulls born before Jan. 1.....farms reporting 1950...	432
Field-crop farms other than vegetable and fruit-and-nut.....number 1950...	398number 1950...	3,806
Cash-grain.....number 1950...	96	Calves born since Jan. 1.....farms reporting 1950...	499
Cotton.....number 1950...	302number 1950...	3,346
Other field-crop.....number 1950...		Whole milk sold.....farms reporting 1949...	550
Vegetable farms.....number 1950...	1944.....	577
Fruit-and-nut farms.....number 1950...	gallons 1949...	1,690,694
Dairy farms.....number 1950...	581944.....	1,687,811
Poultry farms.....number 1950...	10	Cream sold.....farms reporting 1949...	447,579
	dollars 1949...	45
	number 1949...	48
	pounds of butterfat 1949...	23,013
	1944.....	20,602
	dollars 1949...	14,401
		Butter, buttermilk, skim milk, and cheese sold.....farms reporting 1949...	1
	dollars 1949...	200
		HOGS	
		Hogs and pigs.....farms reporting 1950...	339
	number 1945...	535
	number 1950...	3,197
	number 1945...	5,688
		4 months old and over.....farms reporting 1950...	306
	number 1950...	1,479
		Less than 4 months old.....farms reporting 1950...	140
	number 1950...	1,718
		Sows and gilts for spring farrowing.....farms reporting 1950...	230
	number 1945...	380
	number 1950...	607
	1945...	1,032

¹Part-time farms include those with value of products sold of \$250-\$1,199 and operator either reporting 100 days or more of off-farm work or reporting other income exceeding value of agricultural products sold.
²Public and private institutional farms, community projects, etc.
³Cows and heifers 2 years old and over.

FARMS, FARM CHARACTERISTICS, AND FARM PRODUCTS

Item	County total	Item	County total
SHEEP AND WOOL		SPECIFIED CROPS HARVESTED	
Sheep and lambs.....farms reporting 1950...	84	Corn:	
1945...	105	Corn for all purposes.....farms reporting 1949...	1
number 1950...	26,655	1944...	4
1945...	32,455	acres 1949...	7
		1944...	9
Sheep and lambs born before Oct. 1, 1949...farms reporting 1950...	57	Harvested for grain.....farms reporting 1949...	
number 1950...	15,655	1944...	
Ewes.....farms reporting 1950...	56	acres 1949...	
1945 ¹ ..	99	1944...	
number 1950...	15,368	bushels 1949...	
1945 ¹ ..	29,914	1944...	
Yearling ewes.....farms reporting 1950...	33	1944...	
number 1950...	2,817	Cut for silage.....farms reporting 1949...	
Older ewes.....farms reporting 1950...	51	acres 1949...	
number 1950...	12,551	1944...	
		tons, green weight 1949...	
Rams and wethers.....farms reporting 1950...	29	Hogged or grazed, or cut for green	
number 1950...	287	or dry fodder.....farms reporting 1949...	1
		acres 1949...	7
Lambs born since Oct. 1, 1949.....farms reporting 1950...	70	Small grains:	
number 1950...	11,000	Grains grown together and threshed	
Sheep and lambs shorn.....farms reporting 1949...	59	as a mixture.....farms reporting 1949...	77
1944...	99	acres 1949...	942
number shorn 1949...	18,529	bushels 1949...	41,380
Wool shorn.....pounds 1949...	192,359	Winter wheat threshed or combined.....farms reporting 1949...	137
1944...	324,316	acres 1949...	127
Average date of enumeration.....1950...	Apr 1-Apr. 14	1944...	48,742
		acres 1949...	38,439
		1944...	803,924
		bushels 1949...	831,231
		1944...	652
POULTRY AND POULTRY PRODUCTS		Spring wheat threshed or combined.....farms reporting 1949...	564
Chickens, 4 months old and over, on hand...farms reporting 1950...	508	acres 1949...	26,126
1945...	479	1944...	14,364
number 1950...	29,840	acres 1949...	629,151
1945...	39,009	1944...	472,090
		bushels 1949...	387
Chickens sold.....farms reporting 1949...	109	1944...	396
number 1949...	17,087	acres 1949...	4,117
dollars 1949...	15,634	1944...	4,098
Chicken eggs sold.....farms reporting 1949...	230	bushels 1949...	178,923
dozens 1949...	184,886	1944...	209,301
dollars 1949...	79,631	acres 1949...	18
Turkeys, 4 months old and over, on hand...farms reporting 1950...	15	1944...	27
number 1950...	114	acres 1949...	92
Turkeys raised.....farms reporting 1949...	23	1944...	210
1944...	10		
number 1949...	3,318	Barley threshed or combined.....farms reporting 1949...	238
1944...	18,012	acres 1949...	270
		acres 1949...	3,273
ANIMALS SOLD ALIVE		1944...	5,777
Cattle, hogs, sheep, horses, or mules		bushels 1949...	105,667
sold alive.....farms reporting 1949...	649	1944...	205,293
dollars 1949...	1,632,324	Annual legumes:	
Cattle and/or calves sold alive.....farms reporting 1949...	537	Dry field and seed beans harvested	
1944...	446	for beans.....farms reporting 1949...	1
number 1949...	6,518	1944 ² ..	
1944...	4,146	acres 1949...	14
Cattle sold alive, excluding calves.....farms reporting 1949...	443	1944 ² ..	
number 1949...	5,167	100-lb. bags 1949...	50
dollars 1949...	938,664	1944 ² ..	
Calves sold alive.....farms reporting 1949...	238	Dry field and seed peas, other than Austrian	
number 1949...	1,351	winter peas, harvested for peas.....farms reporting 1949...	48
dollars 1949...	110,939	acres 1949...	288
Hogs and pigs sold alive.....farms reporting 1949...	356	1944...	606
1944...	492	acres 1949...	3,427
number 1949...	5,263	100-lb. bags 1949...	7,191
1944...	9,470	1944...	50,761
dollars 1949...	175,115	Hay crops:	
Sheep and lambs sold alive.....farms reporting 1949...	79	Land from which hay was cut.....farms reporting 1949...	658
1944...	95	acres 1949...	17,148
number 1949...	20,740	Alfalfa cut for hay (or for	
1944...	27,071	dehydrating).....farms reporting 1949...	644
dollars 1949...	402,640	1944...	628
Horses and mules sold alive.....farms reporting 1949...	68	acres 1949...	14,392
number 1949...	142	1944...	12,401
dollars 1949...	4,966	tons 1949...	36,016
		1944...	26,857
FARM SLAUGHTER			
Any cattle, hogs, or sheep butchered.....farms reporting 1949...	561	Clover or timothy cut for hay.....farms reporting 1949...	20
1944...	362	acres 1949...	30
Cattle and/or calves butchered.....farms reporting 1949...	461	acres 1949...	385
number 1949...	191	1944...	361
Cattle butchered, excluding calves.....farms reporting 1949...	226	tons 1949...	508
number 1949...	229	1944...	728
1944...	262		
Calves butchered.....farms reporting 1949...	187	Oats, wheat, barley, rye, or other small	
number 1949...	113	grain out for hay.....farms reporting 1949...	31
1944...	232	acres 1949...	72
1944...	147	acres 1949...	518
Hogs and pigs butchered.....farms reporting 1949...	391	1944...	462
number 1949...	496	tons 1949...	665
1944...	696	1944...	876
number 1949...	853	Wild hay out.....farms reporting 1949...	28
Sheep and lambs butchered.....farms reporting 1949...	68	acres 1949...	34
number 1949...	294	acres 1949...	1,347
Meat, lard, hides, and other products sold		1944...	1,201
from animals butchered.....farms reporting 1949...	60	tons 1949...	1,344
dollars 1949...	2,497	1944...	911

¹Ewes and ewe lambs kept for breeding.

²Does not include soybeans.

Item	County total	Item	County total
SPECIFIED CROPS HARVESTED—Continued		SPECIFIED CROPS HARVESTED—Continued	
Hay crops—Continued		Vegetables harvested for sale—Continued	
Other hay cut.....farms reporting 1949....	25	Tomatoes.....farms reporting 1949....	1
acres 1949....	313	acres 1949....	2
1944....	199		
tons 1949....	474	Watermelons.....farms reporting 1949....	
1944....	330	acres 1949....	
Field crops (other):		Other vegetables.....acres 1949....	2
Alfalfa seed harvested.....farms reporting 1949....	1	Berries and other small fruit harvested for sale:	
1944....		Strawberries.....farms reporting 1949....	19
acres 1949....	4	acres 1949....	43
1944....		quarts 1949....	6,013
pounds 1949....	500	Raspberries (tase).....farms reporting 1949....	8
1944....		acres 1949....	22
Red clover seed harvested.....farms reporting 1949....		quarts 1949....	1,558
1944....		Tree fruits, nuts, and grapes:	
acres 1949....		Land in bearing and nonbearing fruit orchards, groves,	
1944....		vinyards, and planted nut trees.....farms reporting 1950....	256
pounds 1949....		1945....	31
Alsike clover seed harvested.....farms reporting 1949....		acres 1950 ²	38
1944....		1945....	17
acres 1949....		Apples.....farms reporting 1950....	242
1944....		1945....	62
pounds 1949....		trees of all ages..number 1950....	3,372
Austrian winter peas, including Dixie Wonder, harvested.....farms reporting 1949....		1945....	1,204
1944....		trees not of bearing age..number 1950....	551
acres 1949....		trees of bearing age..number 1950....	1,021
1944....		quantity harvested..bushels 1949....	2,263
pounds 1949....		1944....	1,078
Irish potatoes harvested for home use or for sale.....farms reporting 1949....	590	Peaches.....farms reporting 1950....	2
1944....	582	1945....	
acres 1949 ¹	10,453	trees of all ages..number 1950....	8
1944....	10,964	trees not of bearing age..number 1950....	
100-lb. bags 1949....	1,270,956	trees of bearing age..number 1950....	8
1944....	1,381,766	quantity harvested..bushels 1949....	
Popcorn harvested.....farms reporting 1949....		1944....	
1944....		Pears.....farms reporting 1950....	24
acres 1949....		1945....	2
1944....		trees of all ages..number 1950....	101
100 lb. ear corn 1949....		1945....	12
1944....		trees not of bearing age..number 1950....	41
Sugar beets harvested for sugar.....farms reporting 1949....	42	trees of bearing age..number 1950....	60
1944....	148	quantity harvested..bushels 1949....	49
acres 1949....	530	1944....	14
1944....	1,210	Sour cherries.....farms reporting 1950....	13
tons 1949....	6,318	trees of all ages..number 1950....	25
1944....	13,456	trees not of bearing age..number 1950....	4
Root and grain crops hogged or grazed, other than corn.....farms reporting 1949....	5	trees of bearing age..number 1950....	21
acres 1949....	136	quantity harvested..pounds 1949....	196
Vegetables harvested for home use (other than Irish and sweet potatoes).....farms reporting 1949....	517	Sweet cherries.....farms reporting 1950....	3
1944....	579	trees of all ages..number 1950....	7
Vegetables harvested for sale.....farms reporting 1949....	5	trees not of bearing age..number 1950....	3
1944....	7	trees of bearing age..number 1950....	4
acres 1949....	10	quantity harvested..pounds 1949....	
1944....	19	Plums and prunes.....farms reporting 1950....	33
sold dollars 1949....	2,050	trees of all ages..number 1945....	5
1944....	3,310	trees of all ages..number 1950....	133
Green beans (snap, string, or wax).....farms reporting 1949....		1945....	18
1944....		trees not of bearing age..number 1950....	37
acres 1949....		trees of bearing age..number 1950....	116
1944....		quantity harvested..bushels 1949....	167
Cabbage.....farms reporting 1949....	3	1944....	36
1944....	3	Apricots.....farms reporting 1950....	3
acres 1949....	2	1945....	1
1944....	3	trees of all ages..number 1950....	7
Cantaloups and muskmelons.....farms reporting 1949....		1945....	4
1944....		trees not of bearing age..number 1950....	2
acres 1949....		trees of bearing age..number 1950....	5
1944....		quantity harvested..pounds 1949....	
Carrots.....farms reporting 1949....		1944....	180
1944....		Grapes.....farms reporting 1950....	2
acres 1949....		1945....	
1944....		vines of all ages..number 1950....	2
Sweet corn.....farms reporting 1949....	2	1945....	
1944....	1	vines not of bearing age..number 1950....	1
acres 1949....	1	vines of bearing age..number 1950....	1
1944....	(*)	quantity harvested..pounds 1949....	50
Lettuce and romaine.....farms reporting 1949....	1	1944....	
acres 1949....	3		
Dry onions.....farms reporting 1949....	1		
acres 1949....	1		
1944....	1		
Green peas.....farms reporting 1949....			
1944....			
acres 1949....			
1944....	(*)		

¹For 1949, does not include acres for farms with less than 10 bags harvested.²For 1950, does not include acres for farms reporting less than 1/2 acre.

*Less than 1 acre.

1950 CENSUS OF AGRICULTURE

FARMS, FARM CHARACTERISTICS, FARM PRODUCTS

For release February 26, 1951

MINIDOKA, IDAHO

(82-034) Series AC50-1

This release presents figures from the 1950 Census of Agriculture, together with available comparative data from the 1945 Census of Agriculture. The figures from the 1950 Census are preliminary and are subject to revision. A similar report will be released for every county in the United States. A preliminary report, carrying State totals only, will be issued following the publication of figures for all of the counties in the State. After that, final figures for this county and for other counties in the State will be published in a State Report.

Generally, the data for both 1950 and 1945 are based upon the tabulation of reports for all farms in the county. However, the 1950 data for items followed by a star (*) represent estimates for all farms made on the basis of reports from a sample of approximately 20 percent of the farms.

Inventory items are for April 1, 1950 and January 1, 1945; and production items are for the calendar years 1949 and 1944.

Item	County total	Item	County total
FARMS, ACREAGE, AND VALUE		FARMS BY SIZE	
Farms.....number 1950...	1,059	Under 10 acres.....number 1950...	98
.....1945.....	9891945.....	59
Approximate land area.....acres 1950...	480,000	Under 3 acres.....number 1950...	17
.....1945.....	25.71945.....	6
Proportion in farms.....percent 1950...	84,899	3 to 9 acres.....number 1950...	81
Land owned by farm operators.....acres 1950...	46,2521945.....	53
Land rented from others by farm operators.....acres 1950...	8	10 to 29 acres.....number 1950...	74
Land managed by farm operators.....acres 1950...	7,8251945.....	75
Land rented to others by farm operators.....acres 1950...	123,334	30 to 49 acres.....number 1950...	222
Land in farms.....acres 1950...	75,1741945.....	226
.....1945.....	116.5	50 to 69 acres.....number 1950...	83
Average size of farm.....acres 1950...	76.01945.....	84
.....1945.....	16,310	70 to 99 acres.....number 1950...	390
Value of land and buildings.....average per farm, dollars 1950*	10,4241945.....	377
.....1945.....	155.71	100 to 139 acres.....number 1950...	87
.....average per acre, dollars 1950*	137.141945.....	79
.....1945.....		140 to 179 acres.....number 1950...	57
Land in farms according to use:	1945.....	53
Cropland harvested.....farms reporting 1949...	981	180 to 219 acres.....number 1950...	8
.....1944.....	9391945.....	12
.....acres 1949...	55,345	220 to 259 acres.....number 1950...	6
.....1944.....	50,2501945.....	12
1 to 9 acres.....farms reporting 1949...	82	260 to 499 acres.....number 1950...	13
.....1944.....	711945.....	9
10 to 19 acres.....farms reporting 1949...	39	500 to 999 acres.....number 1950...	8
.....1944.....	521945.....	1
20 to 29 acres.....farms reporting 1949...	105	1,000 acres and over.....number 1950...	13
.....1944.....	991945.....	2
30 to 49 acres.....farms reporting 1949...	259		
.....1944.....	281	FARMS BY COLOR AND TENURE OF OPERATOR	
50 to 99 acres.....farms reporting 1949...	414	Farms by color of operator:	
.....1944.....	387	White operators.....number 1950...	1,051
100 to 199 acres.....farms reporting 1949...	671945.....	986
.....1944.....	57	Nonwhite operators.....number 1950...	8
200 acres and over.....farms reporting 1949...	151945.....	3
.....1944.....	12	Farms by tenure of operator:	
Cropland used only for pasture.....farms reporting 1949...	647	Full owners.....number 1950...	615
.....1944 ¹	3131945.....	596
.....acres 1949...	5,049	Part owners.....number 1950...	152
.....1944 ¹	1,9821945.....	94
Cropland not harvested and not pastured.....farms reporting 1949...	161	Managers.....number 1950...	1
.....1944.....	4,0161945.....	1
.....acres 1949...	1,482	All tenants.....number 1950...	291
.....1944.....	421945.....	298
Cultivated summer fallow.....farms reporting 1949...	1,282	Proportion of tenancy.....percent 1950...	27.5
.....1944.....	401945.....	30.1
1 to 49 acres.....farms reporting 1949...	1	Cash tenants.....number 1950...	14
50 to 199 acres.....farms reporting 1949...	11945.....	9
200 acres and over.....farms reporting 1949...	1	Share-cash tenants.....number 1950...	15
Other.....farms reporting 1949...	1251945.....	
.....acres 1949...	2,734	Share tenants and croppers.....number 1950...	251
Woodland pastured.....farms reporting 1949...	111945.....	254
.....1944.....	7	Crop-share tenants and croppers.....number 1950...	232
.....acres 1949...	143	Livestock-share tenants.....number 1950...	19
.....1944.....	82	Other and unspecified tenants.....number 1950...	11
Woodland not pastured.....farms reporting 1949...	31945.....	35
.....1944.....	3	Other tenants.....number 1950...	6
.....acres 1949...	64	Unspecified tenants.....number 1950...	5
.....1944.....	31		
Other pastura (not cropland and not woodland).....farms reporting 1949...	184	SPECIFIED FACILITIES AND EQUIPMENT*	
.....1944 ¹	496	Telephone.....farms reporting 1950...	562
.....acres 1949...	47,3731945.....	375
.....1944 ¹	9,992	Electricity.....farms reporting 1950...	1,060
Other land (house lots, roads, wasteland, etc.).....farms reporting 1949...	1,0331945.....	927
.....1944.....	980	From a power line.....farms reporting 1950...	1,055
.....acres 1949...	11,344	Average of last monthly electric bill.....dollars 1950...	7.03
.....1944.....	11,395	Electric water pump.....farms reporting 1950...	976
Irrigated land in farms.....farms reporting 1949...	1,018	Electric hot-water heater.....farms reporting 1950...	538
.....1944.....	972	Home freezer.....farms reporting 1950...	125
.....acres 1949...	58,088	Electric washing machine.....farms reporting 1950...	998
.....1944.....	53,880	Electric chick brooder.....farms reporting 1950...	390
Land irrigated by sprinklers.....farms reporting 1949...		Electric power feed grinder.....farms reporting 1950...	22
.....acres 1949.....		Milking machine.....farms reporting 1950...	330
		Grain combines.....farms reporting 1950...	131
FARM OPERATORS	number 1950...	131
Milking on farm operated.....operators reporting 1950...	997	Corn pickers.....farms reporting 1950...	
.....1945.....	924number 1950...	
Residing on farm operated.....operators reporting 1950...	58	Pick-up hay balers.....farms reporting 1950...	34
.....1945.....	58number 1950...	34
Other income of family exceeding value of agricultural products sold.....operators reporting 1949...	206	Upright silos.....farms reporting 1950...	5
.....1944.....	481number 1950...	10
Wing off their farm, total.....operators reporting 1949...	244	Fit or trench silos.....farms reporting 1950...	2
.....1944.....	187number 1950...	2
100 days or more.....operators reporting 1949...	91		
.....1944.....			

¹Data for 1944 not strictly comparable with those for 1949.

Item	County total	Item	County total
SPECIFIED FACILITIES AND EQUIPMENT*—Continued		FARMS BY TYPE OF FARM—Continued	
Motortrucks.....farms reporting 1950...	519	Livestock farms other than dairy and poultry.....number 1950...	85
.....1945.....	323	General farms.....number 1950...	382
.....number 1950.....	5991945.....	
.....1945.....	350	Primarily crop.....number 1950...	197
Tractors.....farms reporting 1950.....	768	Primarily livestock.....number 1950...	5
.....1945.....	383	Crop and livestock.....number 1950...	178
.....number 1950.....	929	Miscellaneous and unclassified farms.....number 1950...	117
.....1945.....	406		
Wheel tractors other than garden.....farms reporting 1950.....	747		
.....number 1950.....	874		
.....1945.....	30		
Garden tractors.....farms reporting 1950.....	35		
.....number 1950.....	18		
.....1945.....	20		
Crawler tractors.....farms reporting 1950.....	959		
.....number 1950.....	875		
.....1945.....	1,117		
.....1945.....	979		
Farms by class of work power:			
No tractor, horses, or mules.....farms reporting 1950...	139		
No tractor and only 1 horse or mule.....farms reporting 1950...	15		
No tractor and 2 or more horses and/or mules.....farms reporting 1950...	145		
Tractor and horses and/or mules.....farms reporting 1950...	461		
Tractor and no horses or mules.....farms reporting 1950...	299		
TRADING CENTER AND ROAD*		FARMS BY ECONOMIC CLASS	
Distance to trading center visited most frequently:		Commercial farms.....number 1950...	952
Under 1 mile.....farms reporting 1950...	87	Class I (Value of products sold, \$25,000 or more).....number 1950...	49
1 to 4 miles.....farms reporting 1950...	612	Class II (Value of products sold, \$10,000-\$24,999).....number 1950...	145
5 to 9 miles.....farms reporting 1950...	329	Class III (Value of products sold, \$5,000-\$9,999).....number 1950...	265
10 miles and over.....farms reporting 1950...	42	Class IV (Value of products sold, \$2,500-\$4,999).....number 1950...	290
Average distance reported.....miles 1950...	4	Class V (Value of products sold, \$1,200-\$2,499).....number 1950...	153
Distance over dirt or unimproved roads:		Class VI (Value of products sold, \$250-\$1,199) ¹number 1950...	45
0.0 to 0.2 miles.....farms reporting 1950...	718	Other farms.....number 1950...	107
0.3 to 0.9 miles.....farms reporting 1950...	181	Part-time ²number 1950...	62
1.0 to 4.9 miles.....farms reporting 1950...	115	Residential (Less than \$250 value of products sold).....number 1950...	34
5.0 miles and over.....farms reporting 1950...	20	Abnormal ³number 1950...	5
Average distance reported.....miles 1950...	0.4		
Kind of road on which farm is located:			
Hard surface.....farms reporting 1950...	599		
Gravel, shell, or shale.....farms reporting 1950...	425		
Dirt or unimproved.....farms reporting 1950...	46		
FARM LABOR*		VALUE OF PRODUCTS SOLD, BY SOURCE	
Week preceding enumeration:		All farm products sold.....dollars 1949...	8,083,861
Family and/or hired workers.....farms reporting 1950...	9951944.....	5,751,656
.....persons 1950.....	1,854	All crops sold.....dollars 1949...	4,242,659
.....1944.....	9831944.....	3,929,369
Family workers, including operator.....farms reporting 1950...	947	Field crops, other than vegetables and fruits and nuts sold.....dollars 1949...	4,232,725
.....persons 1950.....	9471944.....	3,914,034
Operators.....farms reporting 1950...	361	Vegetables sold.....dollars 1949...	2,133
.....persons 1950.....	5291944.....	7,114
Unpaid members of operator's family.....farms reporting 1950...	204	Fruits and nuts sold.....dollars 1949...	2,721
.....persons 1950.....	3781944.....	7,501
Hired workers.....farms reporting 1950...	204	Horticultural specialties sold.....dollars 1949...	5,010
.....persons 1950.....	3781944.....	700
		All livestock and livestock products sold.....dollars 1949...	3,841,214
	1944.....	1,822,287
		Dairy products sold.....dollars 1949...	608,699
	1944.....	772,859
		Poultry and poultry products sold.....dollars 1949...	88,457
	1944.....	106,981
		Livestock and livestock products, other than dairy and poultry, sold.....dollars 1949...	1,144,060
	1944.....	942,447
		Forest products sold.....dollars 1949...	10
	1944.....	
		HORSES AND MULES	
		Horses and/or mules.....farms reporting 1950...	625
		Horses and colts, including ponies.....farms reporting 1950...	612
	1945.....	778
	number 1950.....	1,860
	1945.....	3,029
		Mules and mule colts.....farms reporting 1950...	27
	1945.....	22
	number 1950.....	63
	1945.....	72
		CATTLE AND DAIRY PRODUCTS	
		Cattle and calves.....farms reporting 1950...	879
	1945.....	856
	number 1950...	15,231
	1945.....	12,378
		Cows, including heifers that have calved.....farms reporting 1950...	845
	1945 ³	842
	number 1950...	5,413
	1945 ³	5,682
		Milk cows.....farms reporting 1950...	828
	number 1950...	4,016
		Heifers born before Jan. 1.....farms reporting 1950...	626
	number 1950...	3,072
		Steers and bulls born before Jan. 1.....farms reporting 1950...	905
	number 1950...	4,762
		Calves born since Jan. 1.....farms reporting 1950...	556
	number 1950...	1,984
		Whole milk sold.....farms reporting 1949...	707
	gallons 1949...	777
	1944.....	2,383,374
	dollars 1949...	2,984,091
	1944.....	605,657
		Cream sold.....farms reporting 1949...	12
	pounds of butterfat 1949...	13
	1944.....	5,578
	dollars 1949...	12,567
	1944.....	3,020
		Butter, buttermilk, skim milk, and cheese sold.....farms reporting 1949...	1
	dollars 1949...	20
		HOGS	
		Hogs and pigs.....farms reporting 1950...	243
	number 1950...	272
	1945.....	1,764
	number 1950...	2,184
	1945.....	202
		4 months old and over.....farms reporting 1950...	813
	number 1950...	116
		Less than 4 months old.....farms reporting 1950...	951
	number 1950...	124
		Sows and gilts for spring farrowing.....farms reporting 1950...	117
	number 1950...	280
	1945.....	285
	1945.....	

¹Part-time farms include those with value of products sold of \$250-\$1,199 and operator either reporting 100 days or more of off-farm work or reporting other income exceeding value of agricultural products sold.
²Public and private institutional farms, community projects, etc.
³Cows and heifers 2 years old and over.

Item	County total	Item	County total
SHEEP AND WOOL		SPECIFIED CROPS HARVESTED	
Sheep and lambs.....farms reporting 1950...	202	Corn:	
1945...	205	Corn for all purposes.....farms reporting 1949...	11
number 1950...	58,569	1944...	22
1945...	27,643	acres 1949...	39
1945 ¹ ...	161	1944...	54
Sheep and lambs born before Oct. 1, 1949..farms reporting 1950...	31,737	Harvested for grain.....farms reporting 1949...	5
number 1950...	157	1944...	13
Ewes.....farms reporting 1950...	191	acres 1949...	11
number 1950...	30,116	1944...	28
1945 ¹ ...	26,438	bushels 1949...	535
Yearling ewes.....farms reporting 1950...	106	1944...	852
number 1950...	8,982	Cut for silage.....farms reporting 1949...	1
Older ewes.....farms reporting 1950...	122	1949...	11
number 1950...	21,134	acres 1949...	125
Rams and wethers.....farms reporting 1950...	99	tons, green weight 1949...	5
number 1950...	1,621	Hogged or grazed, or cut for green	
Lambs born since Oct. 1, 1949.....farms reporting 1950...	171	or dry fodder.....farms reporting 1949...	17
number 1950...	26,832	acres 1949...	
Sheep and lambs shorn.....farms reporting 1949...	132	Small grains:	
1944...	174	Grains grown together and threshed	
number shorn 1949...	28,365	as a mixture.....farms reporting 1949...	63
Wool shorn.....pounds 1949...	256,374	1944...	542
1944...	270,516	bushels 1949...	23,599
Average date of enumeration.....1950...	Apr. 1-Apr. 14	Winter wheat threshed or combined.....farms reporting 1949...	61
POULTRY AND POULTRY PRODUCTS		1944...	14
Chickens, 4 months old and over, on hand....farms reporting 1950...	737	acres 1949...	2,152
1945...	781	1944...	108
number 1950...	32,002	bushels 1949...	41,643
1945...	45,377	1944...	4,444
Chickens sold.....farms reporting 1949...	183	Spring wheat threshed or combined.....farms reporting 1949...	534
number 1949...	20,584	1944...	504
dollars 1949...	20,964	acres 1949...	6,234
Chickens sold.....farms reporting 1949...	382	1944...	4,604
dozens 1949...	171,639	bushels 1949...	257,658
dollars 1949...	63,638	1944...	174,096
Turkeys, 4 months old and over, on hand....farms reporting 1950...	18	Oats threshed or combined.....farms reporting 1949...	344
number 1950...	87	1944...	335
Turkeys raised.....farms reporting 1949...	19	acres 1949...	2,479
1944...	22	1944...	2,279
number 1949...	548	bushels 1949...	118,474
1944...	1,450	1944...	122,677
ANIMALS SOLD ALIVE		Oats cut for feeding unthreshed.....farms reporting 1949...	13
Cattle, hogs, sheep, horses, or mules		1944...	43
sold alive.....farms reporting 1949...	795	acres 1949...	59
dollars 1949...	2,978,156	1944...	303
Cattle and/or calves sold alive.....farms reporting 1949...	702	Barley threshed or combined.....farms reporting 1949...	243
1944...	534	1944...	268
number 1949...	11,041	acres 1949...	3,060
1944...	4,189	1944...	2,047
Cattle sold alive, excluding calves....farms reporting 1949...	555	bushels 1949...	109,360
number 1949...	9,377	1944...	100,473
dollars 1949...	1,765,108	Annual legumes:	
Calves sold alive.....farms reporting 1949...	402	Dry field and seed beans harvested	
number 1949...	1,664	For beans.....farms reporting 1949...	556
dollars 1949...	121,391	1944 ² ...	635
Hogs and pigs sold alive.....farms reporting 1949...	203	acres 1949...	10,706
1944...	286	1944 ² ...	11,926
number 1949...	2,847	100-lb. bags 1949...	155,013
1944...	6,080	1944 ² ...	182,541
dollars 1949...	77,673	Dry field and seed peas, other than Austrian	
Sheep and lambs sold alive.....farms reporting 1949...	163	winter peas, harvested for peas.....farms reporting 1949...	2
1944...	192	1944...	
number 1949...	47,638	acres 1949...	95
1944...	43,026	1944...	
dollars 1949...	1,003,844	100-lb. bags 1949...	1,450
Horses and mules sold alive.....farms reporting 1949...	134	1944...	
number 1949...	232	Hay crops:	
dollars 1949...	10,140	Land from which hay was cut.....farms reporting 1949...	868
FARM SLAUGHTER		1944...	19,563
Any cattle, hogs, or sheep butchered.....farms reporting 1949...	650	Alfalfa cut for hay (or for	
Cattle and/or calves butchered.....farms reporting 1949...	467	dehydrating).....farms reporting 1949...	869
number 1949...	564	1944...	865
1944...	235	acres 1949...	18,795
Cattle butchered, excluding calves....farms reporting 1949...	230	1944...	16,791
1944...	230	tons 1949...	69,400
number 1949...	272	1944...	62,295
1944...	277	Clover or timothy cut for hay.....farms reporting 1949...	74
Calves butchered.....farms reporting 1949...	240	1944...	26
1944...	217	acres 1949...	648
number 1949...	292	1944...	166
1944...	270	tons 1949...	984
Hogs and pigs butchered.....farms reporting 1949...	379	1944...	259
1944...	423	Oats, wheat, barley, rye, or other small	
number 1949...	605	grain cut for hay.....farms reporting 1949...	21
1944...	698	1944...	13
Sheep and lambs butchered.....farms reporting 1949...	79	acres 1949...	140
number 1949...	318	1944...	89
Meat, lard, hides, and other products sold		tons 1949...	153
from animals butchered.....farms reporting 1949...	128	1944...	99
dollars 1949...	2,826	Wild hay cut.....farms reporting 1949...	1
		1944...	
		acres 1949...	
		1944...	200
		tons 1949...	
		1944...	200

¹Ewes and ewe lambs kept for breeding.
²Does not include soybeans.

Item	County total	Item	County total
SPECIFIED CROPS HARVESTED—Continued		SPECIFIED CROPS HARVESTED—Continued	
Hay crops—Continued		Vegetables harvested for sale—Continued	
Other hay cut.....farms reporting 1949...	2	Tomatoes.....farms reporting 1949...	5
acres 1949...	15	1944...	11
1944...	1	acres 1949...	1
tons 1949...	20	1944...	1
1944...	1	Watermelons.....farms reporting 1949...	
Field crops (other):		acres 1949...	
Alfalfa seed harvested.....farms reporting 1949...	5	Other vegetables.....acres 1949...	1
1944...	6		
acres 1949...	12	Berries and other small fruit harvested for sale:	
1944...	25	Strawberries.....farms reporting 1949...	14
pounds 1949...	950	acres 1949...	4
1944...	1,740	quarts 1949...	4,742
Red clover seed harvested.....farms reporting 1949...	104	Raspberries (tame).....farms reporting 1949...	9
1944...	78	acres 1949...	1
acres 1949...	870	quarts 1949...	1,228
1944...	605		
pounds 1949...	254,389	Tree fruits, nuts, and grapes:	
1944...	201,300	Land in bearing and nonbearing fruit orchards, groves,	
Alsike clover seed harvested.....farms reporting 1949...	9	vineyards, and planted nut trees.....farms reporting 1950...	282
acres 1949...	101	1945...	152
pounds 1949...	44,959	acres 1950 ² ...	26
Austrian winter peas, including Dixie Wonder,		1945...	109
harvested.....farms reporting 1949...		Apples.....farms reporting 1950...	233
acres 1949...		1945...	243
pounds 1949...		trees of all ages..number 1950...	2,003
Irish potatoes harvested for home use or for		1945...	3,483
sale.....farms reporting 1949...	458	trees not of bearing age..number 1950...	645
1944...	587	trees of bearing age..number 1950...	1,358
acres 1949 ¹ ...	507	quantity harvested..bushels 1949...	1,344
1944...	6,632	1944...	6,916
100-lb. bags 1949...	707,840	Peaches.....farms reporting 1950...	51
1944...	1,132,271	1945...	45
Popcorn harvested.....farms reporting 1949...		trees of all ages..number 1950...	165
acres 1949...		1945...	124
100 lb. ear corn 1949...		trees not of bearing age..number 1950...	118
Sugar beets harvested for sugar.....farms reporting 1949...	413	trees of bearing age..number 1950...	47
1944...	366	quantity harvested..bushels 1949...	3
acres 1949...	5,273	1944...	52
1944...	3,900	Pears.....farms reporting 1950...	79
tons 1949...	78,732	1945...	72
1944...	63,749	trees of all ages..number 1950...	134
Root and grain crops hogged or grazed,		1945...	175
other than corn.....farms reporting 1949...	2	trees not of bearing age..number 1950...	65
acres 1949...	7	trees of bearing age..number 1950...	69
Vegetables harvested for home use (other than		quantity harvested..bushels 1949...	22
Irish and sweet potatoes).....farms reporting 1949...	740	1944...	225
1944...	695	Sour cherries.....farms reporting 1950...	103
Vegetables harvested for sale.....farms reporting 1949...	10	trees of all ages..number 1950...	206
1944...	19	trees not of bearing age..number 1950...	44
acres 1949...	2	trees of bearing age..number 1950...	162
1944...	52	quantity harvested..pounds 1949...	709
sold dollars 1949...	2,183	Sweet cherries.....farms reporting 1950...	35
1944...	7,114	trees of all ages..number 1950...	128
Green beans (snap, string, or wax).....farms reporting 1949...	1	trees not of bearing age..number 1950...	49
1944...		trees of bearing age..number 1950...	79
acres 1949...	(*)	quantity harvested..pounds 1949...	150
1944...		Plums and prunes.....farms reporting 1950...	96
Cabbage.....farms reporting 1949...	2	1945...	81
1944...	1	trees of all ages..number 1950...	258
acres 1949...	(*)	1945...	294
1944...	(*)	trees not of bearing age..number 1950...	61
Cantaloups and muskmelons.....farms reporting 1949...	2	trees of bearing age..number 1950...	197
Carrots.....farms reporting 1949...	1	quantity harvested..bushels 1949...	63
acres 1949...	(*)	1944...	250
1944...		Apricots.....farms reporting 1950...	74
Sweet corn.....farms reporting 1949...	3	1945...	65
1944...	5	trees of all ages..number 1950...	157
acres 1949...	1	1945...	207
1944...	7	trees not of bearing age..number 1950...	69
Lettuce and romaine.....farms reporting 1949...		trees of bearing age..number 1950...	101
acres 1949...		quantity harvested..pounds 1949...	543
Dry onions.....farms reporting 1949...		1944...	8,792
acres 1949...		Grapes.....farms reporting 1950...	80
Green peas.....farms reporting 1949...	2	1945...	42
acres 1949...		vines of all ages..number 1950...	715
1944...	31	1945...	750
		vines not of bearing age..number 1950...	149
		vines of bearing age..number 1950...	566
		quantity harvested..pounds 1949...	2,612
		1944...	9,139

¹For 1949, does not include acres for farms with less than 10 bags harvested.
²For 1950, does not include acres for farms reporting less than 1/2 acre.
 *Less than 1 acre.

1950 CENSUS OF AGRICULTURE

FARMS, FARM CHARACTERISTICS, FARM PRODUCTS

For release February 26, 1951

NEZ PERCE, IDAHO

(82-035) Series AC50-1

This release presents figures from the 1950 Census of Agriculture, together with available comparative data from the 1945 Census of Agriculture. The figures from the 1950 Census are preliminary and are subject to revision. A similar report will be released for every county in the United States. A preliminary report, carrying State totals only, will be issued following the publication of figures for all of the counties in the State. After that, final figures for this county and for other counties in the State will be published in a State Report.

Generally, the data for both 1950 and 1945 are based upon the tabulation of reports for all farms in the county. However, the 1950 data for items followed by a star (*) represent estimates for all farms made on the basis of reports from a sample of approximately 20 percent of the farms.

Inventory items are for April 1, 1950 and January 1, 1945; and production items are for the calendar years 1949 and 1944.

Item	County total	Item	County total
FARMS, ACREAGE, AND VALUE		FARMS BY SIZE	
Farms.....number 1950...	993	Under 10 acres.....number 1950...	219
1945.....	1,185	1945.....	290
Approximate land area.....acres 1950...	542,080	Under 3 acres.....number 1950...	7
1945.....	562,080	1945.....	2
Proportion in farms.....percent 1950...	86.3	3 to 9 acres.....number 1950...	212
1945.....	86.3	1945.....	288
Land owned by farm operators.....acres 1950...	267,878	10 to 29 acres.....number 1950...	92
1945.....	217,883	1945.....	124
Land rented from others by farm operators.....acres 1950...	938	30 to 49 acres.....number 1950...	57
1945.....	18,727	1945.....	63
Land managed by farm operators.....acres 1950...	467,972	50 to 69 acres.....number 1950...	21
1945.....	590,631	1945.....	38
Land rented to others by farm operators.....acres 1950...	471.3	70 to 99 acres.....number 1950...	33
1945.....	464.7	1945.....	29
Land in farms.....acres 1950...	31,469	100 to 139 acres.....number 1950...	31
1945.....	16,376	1945.....	49
Average size of farm.....acres 1950...	68.07	140 to 179 acres.....number 1950...	59
1945.....	35.24	1945.....	89
Value of land and buildings.....average per farm, dollars 1950*	31,469	180 to 219 acres.....number 1950...	39
1945.....	16,376	1945.....	46
average per acre, dollars 1950*	68.07	220 to 259 acres.....number 1950...	41
1945.....	35.24	1945.....	49
Land in farms according to use:		260 to 499 acres.....number 1950...	173
Cropland harvested.....farms reporting 1949...	944	1945.....	176
1944.....	1,132	500 to 999 acres.....number 1950...	139
acres 1949...	147,947	1945.....	138
1944.....	150,132	1,000 acres and over.....number 1950...	89
1 to 9 acres.....farms reporting 1949...	81	1945.....	95
1944.....	389		
10 to 19 acres.....farms reporting 1949...	63	FARMS BY COLOR AND TENURE OF OPERATOR	
1944.....	80	Farms by color of operator:	
20 to 29 acres.....farms reporting 1949...	69	White operators.....number 1950...	967
1944.....	55	1945.....	1,144
30 to 49 acres.....farms reporting 1949...	164	Nonwhite operators.....number 1950...	26
1944.....	88	1945.....	41
50 to 99 acres.....farms reporting 1949...	184	Farms by tenure of operator:	
1944.....	133	Full owners.....number 1950...	532
100 to 199 acres.....farms reporting 1949...	137	1945.....	675
1944.....	152	Part owners.....number 1950...	284
200 acres and over.....farms reporting 1949...	246	1945.....	286
1944.....	235	Managers.....number 1950...	3
Cropland used only for pasture.....farms reporting 1949...	308	1945.....	9
1944.....	340	All tenants.....number 1950...	174
acres 1949...	6,669	1945.....	215
1944.....	7,924	Proportion of tenancy.....percent 1950...	17.5
Cropland not harvested and not pastured.....farms reporting 1949...	466	1945.....	18.1
1944.....	45,002	Cash tenants.....number 1950...	39
acres 1949...	44,307	1945.....	84
1944.....	354	Share-cash tenants.....number 1950...	31
Cultivated summer fallow.....farms reporting 1949...	35,163	1945.....	19
1944.....	180	Share tenants and croppers.....number 1950...	81
1 to 49 acres.....farms reporting 1949...	130	1945.....	105
50 to 199 acres.....farms reporting 1949...	44	Crop-share tenants and croppers.....number 1950...	69
1944.....	199	Livestock-share tenants.....number 1950...	12
acres 1949...	9,839	1945.....	23
1944.....	240	Other and unspecified tenants.....number 1950...	7
Woodland pastured.....farms reporting 1949...	156	1945.....	6
1944.....	107,623	Unspecified tenants.....number 1950...	17
acres 1949...	87,626		
1944.....	92	SPECIFIED FACILITIES AND EQUIPMENT*	
Woodland not pastured.....farms reporting 1949...	42	Telephone.....farms reporting 1950...	718
1944.....	10,297	1945.....	666
acres 1949...	3,955	Electricity.....farms reporting 1950...	923
1944.....	464	1945.....	872
Other pasture (not cropland and not woodland).....farms reporting 1949...	710	From a power line.....farms reporting 1950...	923
1944.....	139,159	Average of last monthly electric bill.....dollars 1950...	7.27
acres 1949...	249,688	1945.....	322
1944.....	859	Electric water pump.....farms reporting 1950...	474
Other land (house lots, roads, wasteland, etc.).....farms reporting 1949...	1,143	Electric hot-water heater.....farms reporting 1950...	146
1944.....	11,273	Home freezer.....farms reporting 1950...	857
acres 1949...	6,979	1945.....	205
1944.....	282	Electric washing machine.....farms reporting 1950...	12
Irrigated land in farms.....farms reporting 1949...	368	Electric chick brooder.....farms reporting 1950...	41
1944.....	1,665	1945.....	286
acres 1949...	2,235	Electric power feed grinder.....farms reporting 1950...	371
1944.....	104	number 1950...	371
Land irrigated by sprinklers.....farms reporting 1949...	544	Corn pickers.....farms reporting 1950...	16
1944.....	317	number 1950...	17
		Pick-up hay balers.....farms reporting 1950...	41
FARM OPERATORS		number 1950...	41
Residing on farm operated.....operators reporting 1950...	218	Upright silos.....farms reporting 1950...	22
1945.....	1,088	number 1950...	22
Not residing on farm operated.....operators reporting 1950...	68	1945.....	19
1945.....	89	Pit or trench silos.....farms reporting 1950...	21
With other income of family exceeding value of agricultural products sold.....operators reporting 1949...	304	number 1950...	21
1944.....	491		
Working off their farm, total.....operators reporting 1949...	469		
1944.....	286		
100 days or more.....operators reporting 1949...	317		
1944.....	317		

*Data for 1944 not strictly comparable with those for 1949.

Item	County total	Item	County total
SPECIFIED FACILITIES AND EQUIPMENT*—Continued		FARMS BY TYPE OF FARM—Continued	
Motortrucks.....farms reporting 1950...	702	Livestock farms other than dairy and poultry.....number 1950...	112
.....1945.....	691	General farms.....number 1950...	94
.....number 1950.....	972Primarily crop.....number 1950...	48
.....1945.....	855Primarily livestock.....number 1950...	10
Tractors.....farms reporting 1950...	637Crop and livestock.....number 1950...	36
.....1945.....	475Miscellaneous and unclassified farms.....number 1950...	329
.....number 1950.....	1,056		
.....1945.....	635		
Wheel tractors other than garden.....farms reporting 1950...	309	FARMS BY ECONOMIC CLASS	
.....number 1950.....	345	Commercial farms.....number 1950...	685
Garden tractors.....farms reporting 1950...	170	Class I (Value of products sold, \$25,000 or more).....number 1950...	41
.....number 1950.....	185	Class II (Value of products sold, \$10,000-\$24,999).....number 1950...	165
Crawler tractors.....farms reporting 1950...	442	Class III (Value of products sold, \$5,000-\$9,999).....number 1950...	146
.....number 1950.....	526	Class IV (Value of products sold, \$2,500-\$4,999).....number 1950...	151
Automobiles.....farms reporting 1950...	702	Class V (Value of products sold, \$1,200-\$2,499).....number 1950...	135
.....1945.....	689	Class VI (Value of products sold, \$250-\$1,199) ¹number 1950...	47
.....number 1950.....	804	Other farms.....number 1950...	308
.....1945.....	750	Part-time ¹number 1950...	106
Farms by class of work power:		Residential (Less than \$250 value of products sold).....number 1950...	202
No tractor, horses, or mules.....farms reporting 1950...	158	Abnormal ²number 1950...
No tractor and only 1 horse or mule.....farms reporting 1950...	40		
No tractor and 2 or more horses and/or mules.....farms reporting 1950...	128	VALUE OF PRODUCTS SOLD, BY SOURCE	
Tractor and horses and/or mules.....farms reporting 1950...	335	All farm products sold.....dollars 1949...	7,119,528
Tractor and no horses or mules.....farms reporting 1950...	3321944.....	7,182,589
		All crops sold.....dollars 1949...	5,721,247
TRADING CENTER AND ROAD*	1944.....	5,615,301
Distance to trading center visited most frequently:		Field crops, other than vegetables and fruits and nuts sold.....dollars 1949...	5,374,387
Under 1 mile.....farms reporting 1950...	551944.....	5,011,393
1 to 4 miles.....farms reporting 1950...	203	Vegetables sold.....dollars 1949...	180,533
5 to 9 miles.....farms reporting 1950...	2631944.....	279,714
10 miles and over.....farms reporting 1950...	456	Fruits and nuts sold.....dollars 1949...	103,037
Average distance reported.....miles 1950...	131944.....	265,979
Distance over dirt or unimproved roads:		Horticultural specialties sold.....dollars 1949...	63,290
0.0 to 0.2 miles.....farms reporting 1950...	6661944.....	58,215
0.3 to 0.9 miles.....farms reporting 1950...	35	All livestock and livestock products sold.....dollars 1949...	1,354,695
1.0 to 4.9 miles.....farms reporting 1950...	1091944.....	1,562,763
5.0 miles and over.....farms reporting 1950...	57	Dairy products sold.....dollars 1949...	213,150
Average distance reported.....miles 1950...	0.81944.....	187,733
Kind of road on which farm is located:		Poultry and poultry products sold.....dollars 1949...	118,565
Hard surface.....farms reporting 1950...	3011944.....	97,272
Gravel, shell, or shale.....farms reporting 1950...	546	Livestock and livestock products, other than dairy and poultry, sold.....dollars 1949...	1,022,980
Dirt or unimproved.....farms reporting 1950...	1011944.....	1,277,758
		Forest products sold.....dollars 1949...	43,586
FARM LABOR*	1944.....	4,625
Week preceding enumeration:			
Family and/or hired workers.....farms reporting 1950...	867	HORSES AND MULES	
.....persons 1950.....	1,522	Horses and/or mules.....farms reporting 1950...	469
Family workers, including operator.....farms reporting 1950...	862	Horses and colts, including ponies.....farms reporting 1950...	465
Operators.....persons 1950.....	3171945.....	707
Unpaid members of operator's family.....farms reporting 1950...	333number 1950.....	1,449
.....persons 1950.....	4941945.....	2,614
Hired workers.....farms reporting 1950...	116	Mules and mule colts.....farms reporting 1950...	30
.....persons 1950.....	2111945.....	29
	number 1950.....	55
SPECIFIED FARM EXPENDITURES*	1945.....	84
Specified farm expenditures.....farms reporting 1949...	938		
Machine hire and/or hired labor.....farms reporting 1949...	823	CATTLE AND DAIRY PRODUCTS	
Machine hire.....farms reporting 1949...	639	Cattle and calves.....farms reporting 1950...	770
.....dollars 1949.....	197,1341945.....	935
Hired labor.....farms reporting 1949...	618number 1950...	15,394
.....dollars 1949.....	692,0091945.....	19,177
Feed for livestock and poultry.....farms reporting 1949...	701	Cows, including heifers that have calved.....farms reporting 1950...	751
.....dollars 1949.....	255,0521945 ³	915
Livestock and poultry purchased.....farms reporting 1949...	562number 1950...	6,501
.....dollars 1949.....	252,0621945 ³	9,487
Seeds, bulbs, plants, and trees purchased.....farms reporting 1949...	675	Milk cows.....farms reporting 1950...	666
.....dollars 1949.....	221,061number 1950...	2,194
Gasoline and other petroleum fuel and oil.....farms reporting 1949...	713number 1950...	489
.....dollars 1949.....	399,586	Heifers born before Jan. 1.....farms reporting 1950...	3,749
Tractor repairs.....farms reporting 1949...	508number 1950...	429
.....dollars 1949.....	174,546	Steers and bulls born before Jan. 1.....farms reporting 1950...	2,399
Other farm machinery repairs.....farms reporting 1949...	470number 1950...	494
.....dollars 1949.....	185,988	Calves born since Jan. 1.....farms reporting 1950...	2,745
	number 1950...	86
FARMS BY TOTAL VALUE OF PRODUCTS SOLD		Whole milk sold.....farms reporting 1949...	84
No sales.....number 1950...	641944.....	398,806
\$1 to \$249.....number 1950...	138gallons 1944.....	200,358
\$250 to \$399.....number 1950...	63dollars 1949...	132,565
\$400 to \$599.....number 1950...	42	Cream sold.....farms reporting 1949...	320
\$600 to \$999.....number 1950...	371944.....	554
\$1,000 to \$1,499.....number 1950...	57pounds of butterfat 1949...	133,587
\$1,500 to \$2,499.....number 1950...	891944.....	228,978
\$2,500 to \$3,999.....number 1950...	94dollars 1949...	80,387
\$4,000 to \$5,999.....number 1950...	109	Butter, buttermilk, skim milk, and cheese sold.....farms reporting 1949...	2
\$6,000 to \$9,999.....number 1950...	94dollars 1949...	198
\$10,000 and over.....number 1950...	206		
FARMS BY TYPE OF FARM		HOGS	
Field-crop farms other than vegetable and fruit-and-nut.....number 1950...	349	Hog and pigs.....farms reporting 1950...	339
Cash-grain.....number 1950...	3441945.....	520
Cotton.....number 1950.....number 1950...	4,330
Other field-crop.....number 1950.....	51945.....	7,604
Vegetable farms.....number 1950...	10	4 months old and over.....farms reporting 1950...	277
Fruit-and-nut farms.....number 1950...	62number 1950...	1,777
Dairy farms.....number 1950...	21	Less than 4 months old.....farms reporting 1950...	187
Poultry farms.....number 1950...	16number 1950...	2,553
		Sows and gilts for spring farrowing.....farms reporting 1950...	182
	1945.....	271
	number 1950...	561
	1945.....	872

¹Part-time farms include those with value of products sold of \$250-\$1,199 and operator either reporting 100 days or more of off-farm work or reporting other income exceeding value of agricultural products sold.

²Public and private institutional farms, community projects, etc.

³Cows and heifers 2 years old and over.

Item	County total	Item	County total
SHEEP AND WOOL		SPECIFIED CROPS HARVESTED	
Sheep and lambs.....farms reporting 1950...	49	Corn:	
1945...	78	Corn for all purposes.....farms reporting 1949...	20
number 1950...	1,258	1944...	47
1945...	6,744	acres 1949...	39
1944...		1944...	235
Sheep and lambs born before Oct. 1, 1949..farms reporting 1950...	45	Harvested for grain.....farms reporting 1949...	17
number 1950...	687	1944...	36
Ewes.....farms reporting 1950...	41	acres 1949...	35
1945 ¹ ...	62	1944...	163
number 1950...	639	bushels 1949...	842
1945 ¹ ...	6,168	1944...	4,121
Yearling ewes.....farms reporting 1950...	30	Cut for silage.....farms reporting 1949...	
number 1950...	146	acres 1949...	
Older ewes.....farms reporting 1950...	36	tons..green weight 1949...	
number 1950...	493	Hogged or grazed, or cut for green	
Rams and wethers.....farms reporting 1950...	27	or dry fodder.....farms reporting 1949...	3
number 1950...	48	acres 1949...	4
Lambs born since Oct. 1, 1949.....farms reporting 1950...	35	Small grains:	
number 1950...	571	Grains grown together and threshed	
Sheep and lambs shorn.....farms reporting 1949...	36	as a mixture.....farms reporting 1949...	15
1944...	56	acres 1949...	176
number shorn 1949...	1,698	bushels 1949...	4,474
Wool shorn.....pounds 1949...	14,621	Winter wheat threshed or combined.....farms reporting 1949...	462
1944...	55,908	1944...	440
Average date of enumeration.....1950...	Apr. 15-Apr. 28	acres 1949...	69,458
		1944...	55,623
		bushels 1949...	2,006,995
		1944...	1,889,459
		Spring wheat threshed or combined.....farms reporting 1949...	217
		1944...	236
		acres 1949...	15,003
		1944...	16,068
		bushels 1949...	330,199
		1944...	426,083
		Oats threshed or combined.....farms reporting 1949...	122
		1944...	185
		acres 1949...	2,489
		1944...	4,089
		bushels 1949...	75,757
		1944...	165,466
		Oats out for feeding unthreshed.....farms reporting 1949...	41
		1944...	93
		acres 1949...	384
		1944...	1,047
		Barley threshed or combined.....farms reporting 1949...	275
		1944...	242
		acres 1949...	15,566
		1944...	12,236
		bushels 1949...	403,618
		1944...	461,482
		Annual legumes:	
		Dry field and seed beans harvested	
		for beans.....farms reporting 1949...	78
		1944 ² ...	100
		acres 1949...	5,971
		1944 ² ...	7,360
		100-lb. bags 1949...	22,334
		1944 ² ...	40,474
		Dry field and seed peas, other than Austrian	
		winter peas, harvested for peas.....farms reporting 1949...	63
		1944...	208
		acres 1949...	7,274
		1944...	25,043
		100-lb. bags 1949...	82,230
		1944...	348,721
		Hay crops:	
		Land from which hay was cut.....farms reporting 1949...	730
		acres 1949...	13,710
		Alfalfa cut for hay (or for	
		dehydrating).....farms reporting 1949...	594
		1944...	757
		acres 1949...	8,733
		1944...	11,832
		tons 1949...	11,574
		1944...	15,561
		Clover or timothy cut for hay.....farms reporting 1949...	74
		1944...	58
		acres 1949...	1,049
		1944...	633
		tons 1949...	1,248
		1944...	850
		Oats, wheat, barley, rye, or other small	
		grain out for hay.....farms reporting 1949...	259
		1944...	441
		acres 1949...	3,583
		1944...	6,577
		tons 1949...	4,080
		1944...	7,512
		Wild hay out.....farms reporting 1949...	11
		1944...	3
		acres 1949...	98
		1944...	12
		tons 1949...	127
		1944...	12
POULTRY AND POULTRY PRODUCTS			
Chickens, 4 months old and over, on hand....farms reporting 1950...	770		
1945...	987		
number 1950...	38,867		
1945...	51,520		
Chickens sold.....farms reporting 1949...	194		
number 1949...	15,790		
dollars 1949...	18,721		
Chicken eggs sold.....farms reporting 1949...	343		
dozens 1949...	136,485		
dollars 1949...	62,560		
Turkeys, 4 months old and over, on hand....farms reporting 1950...	10		
number 1950...	32		
Turkeys raised.....farms reporting 1949...	23		
1944...	48		
number 1949...	5,856		
1944...	5,678		
ANIMALS SOLD ALIVE			
Cattle, hogs, sheep, horses, or mules			
sold alive.....farms reporting 1949...	621		
dollars 1949...	1,010,243		
Cattle and/or calves sold alive.....farms reporting 1949...	545		
1944...	662		
number 1949...	5,908		
1944...	10,687		
Cattle sold alive, excluding calves....farms reporting 1949...	425		
number 1949...	3,872		
dollars 1949...	604,590		
Calves sold alive.....farms reporting 1949...	332		
number 1949...	2,036		
dollars 1949...	141,242		
Hogs and pigs sold alive.....farms reporting 1949...	300		
1944...	540		
number 1949...	6,446		
1944...	19,441		
dollars 1949...	211,520		
Sheep and lambs sold alive.....farms reporting 1949...	26		
1944...	41		
number 1949...	2,089		
1944...	4,878		
dollars 1949...	46,000		
Horses and mules sold alive.....farms reporting 1949...	66		
number 1949...	199		
dollars 1949...	6,891		
FARM SLAUGHTER			
Any cattle, hogs, or sheep butchered.....farms reporting 1949...	590		
Cattle and/or calves butchered.....farms reporting 1949...	413		
number 1949...	552		
Cattle butchered, excluding calves....farms reporting 1949...	202		
1944...	287		
number 1949...	269		
1944...	487		
Calves butchered.....farms reporting 1949...	222		
1944...	196		
number 1949...	283		
1944...	314		
Hogs and pigs butchered.....farms reporting 1949...	446		
1944...	613		
number 1949...	1,036		
1944...	1,442		
Sheep and lambs butchered.....farms reporting 1949...	23		
number 1949...	59		
Meat, lard, hides, and other products sold			
from animals butchered.....farms reporting 1949...	149		
dollars 1949...	3,883		

¹Ewes and ewe lambs kept for breeding.
²Does not include soybeans.

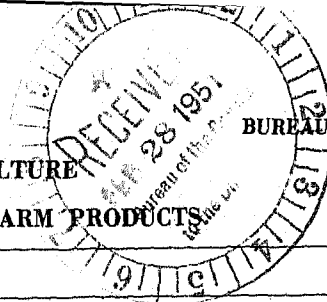
Item	County total	Item	County total
SPECIFIED CROPS HARVESTED—Continued		SPECIFIED CROPS HARVESTED—Continued	
Hay crops—Continued		Vegetables harvested for sale—Continued	
Other hay cut.....farms reporting 1949...	34	Tomatoes.....farms reporting 1949...	54
acres 1949...	283	1944...	70
1944...	125	acres 1949...	60
tons 1949...	303	1944...	54
1944...	136	Watermelons.....farms reporting 1949...	12
Field crops (other):		acres 1949...	26
Alfalfa seed harvested.....farms reporting 1949...		Other vegetables.....acres 1949...	27
1944...	3		
acres 1949...		Berries and other small fruit harvested for sale:	
1944...	25	Strawberries.....farms reporting 1949...	31
pounds 1949...		acres 1949...	25
1944...	840	quarts 1949...	48,619
Red clover seed harvested.....farms reporting 1949...	23	Raspberries (tame).....farms reporting 1949...	98
1944...	12	acres 1949...	76
acres 1949...	423	quarts 1949...	110,482
1944...	260	Tree fruits, nuts, and grapes:	
pounds 1949...	51,145	Land in bearing and nonbearing fruit orchards, groves,	
1944...	38,880	vineyards, and planted nut trees.....farms reporting 1950...	413
Alsike clover seed harvested.....farms reporting 1949...	79	1945...	335
acres 1949...	3,573	acres 1950 ² ...	440
pounds 1949...	405,423	1945...	720
Austrian winter peas, including Dixie Wonder, harvested.....farms reporting 1949...	17	Apples.....farms reporting 1950...	297
acres 1949...	3,368	1945...	294
pounds 1949...	3,328,560	trees of all ages..number 1950...	6,062
Irish potatoes harvested for home use or for sale.....farms reporting 1949...	278	1945...	5,605
1944...	232	trees not of bearing age..number 1950...	1,627
acres 1949 ¹ ...	190	1945...	4,435
1944...	465	trees of bearing age..number 1950...	16,174
100-lb. bags 1949...	18,256	1944...	22,372
1944...	25,086	Peaches.....farms reporting 1950...	212
Popcorn harvested.....farms reporting 1949...		1945...	231
acres 1949...		1950...	5,438
100 lb. ear corn 1949...		1945...	4,114
Sugar beets harvested for sugar.....farms reporting 1949...		trees not of bearing age..number 1950...	1,827
1944...		1950...	3,611
acres 1949...		trees of bearing age..number 1950...	4,207
1944...		1944...	15,039
tons 1949...		Pears.....farms reporting 1950...	180
1944...		1945...	193
Root and grain crops hogged or grazed, other than corn.....farms reporting 1949...	9	trees of all ages..number 1950...	1,305
acres 1949...	70	1945...	1,061
Vegetables harvested for home use (other than Irish and sweet potatoes).....farms reporting 1949...	724	trees not of bearing age..number 1950...	351
1944...	1,003	1950...	954
Vegetables harvested for sale.....farms reporting 1949...	84	quantity harvested..bushels 1949...	1,978
1944...	168	1944...	3,514
acres 1949...	2,632	Sour cherries.....farms reporting 1950...	124
1944...	2,606	trees of all ages..number 1950...	494
sold dollars 1949...	180,533	1950...	188
1944...	279,774	trees not of bearing age..number 1950...	306
Green beans (snap, string, or wax).....farms reporting 1949...	10	1950...	25,716
1944...	32	Sweet cherries.....farms reporting 1950...	250
acres 1949...	3	trees of all ages..number 1950...	5,852
1944...	7	1950...	330
Cabbage.....farms reporting 1949...	7	trees not of bearing age..number 1950...	5,322
1944...	28	1950...	697,360
acres 1949...	2	Plums and prunes.....farms reporting 1950...	226
1944...	7	1945...	238
Cantaloups and muskmelons.....farms reporting 1949...	16	trees of all ages..number 1950...	2,088
acres 1949...	34	1945...	2,328
Carrots.....farms reporting 1949...	9	trees not of bearing age..number 1950...	393
acres 1949...	5	1950...	1,689
Sweet corn.....farms reporting 1949...	38	trees of bearing age..number 1950...	2,739
1944...	53	quantity harvested..bushels 1949...	8,285
acres 1949...	22	Apricots.....farms reporting 1950...	220
1944...	36	1945...	250
Lettuce and romaine.....farms reporting 1949...	6	1950...	2,464
acres 1949...	10	1945...	3,592
Dry onions.....farms reporting 1949...	6	trees not of bearing age..number 1950...	3,273
acres 1949...	3	1950...	2,191
Green peas.....farms reporting 1949...	8	trees of bearing age..number 1949...	78,951
1944...	40	1944...	303,145
acres 1949...	2,441	Grapes.....farms reporting 1950...	117
1944...	1,612	1945...	111
		vines of all ages..number 1950...	4,174
		1945...	6,572
		vines not of bearing age..number 1950...	372
		1950...	3,802
		vines of bearing age..number 1950...	49,564
		1949...	135,037
		quantity harvested..pounds 1949...	
		1944...	

¹For 1949, does not include acres for farms with less than 10 bags harvested.

²For 1950, does not include acres for farms reporting less than 1/2 acre.

1950 CENSUS OF AGRICULTURE

FARMS, FARM CHARACTERISTICS, FARM PRODUCTS



For release February 21, 1951

ONEIDA, IDAHO

(82-036) Series AC50-1

This release presents figures from the 1950 Census of Agriculture, together with available comparative data from the 1945 Census of Agriculture. The figures from the 1950 Census are preliminary and are subject to revision. A similar report will be released for every county in the United States. A preliminary report, carrying State totals only, will be issued following the publication of figures for all of the counties in the State. After that, final figures for this county and for other counties in the State will be published in a State Report.

Generally, the data for both 1950 and 1945 are based upon the tabulation of reports for all farms in the county. However, the 1950 data for items followed by a star (*) represent estimates for all farms made on the basis of reports from a sample of approximately 20 percent of the farms.

Inventory items are for April 1, 1950 and January 1, 1945; and production items are for the calendar years 1949 and 1944.

Item	County total	Item	County total
FARMS, ACREAGE, AND VALUE		FARMS BY SIZE	
Farms.....number 1950...	543	Under 10 acres.....number 1950...	22
1945.....	587	1945.....	19
Approximate land area.....acres 1950...	762,240	Under 3 acres.....number 1950...	8
Proportion in farms.....percent 1950...	43.5	1945.....	5
Land owned by farm operators.....acres 1950...	269,974	3 to 9 acres.....number 1950...	14
Land rented from others by farm operators.....acres 1950...	80,858	1945.....	14
Land managed by farm operators.....acres 1950.....	10 to 29 acres.....number 1950...	12
Land rented to others by farm operators.....acres 1950.....	19,104	1945.....	21
Land in farms.....acres 1950.....	331,728	30 to 49 acres.....number 1950...	18
1945.....	356,354	1945.....	17
Average size of farm.....acres 1950.....	610.9	50 to 69 acres.....number 1950...	14
1945.....	607.1	1945.....	15
Value of land and buildings.....average per farm, dollars 1950*	39,055	70 to 99 acres.....number 1950...	23
1945.....	17,010	1945.....	18
average per acre, dollars 1950*	68.46	100 to 139 acres.....number 1950...	21
1945.....	28.02	1945.....	29
Land in farms according to use:		140 to 179 acres.....number 1950...	44
Cropland harvested.....farms reporting 1949...	522	1945.....	45
1944.....	568	180 to 219 acres.....number 1950...	21
acres 1949.....	114,150	1945.....	37
1944.....	118,455	220 to 259 acres.....number 1950...	24
1 to 9 acres.....farms reporting 1949...	20	1945.....	25
1944.....	18	260 to 499 acres.....number 1950...	114
10 to 19 acres.....farms reporting 1949...	9	1945.....	124
1944.....	13	500 to 999 acres.....number 1950...	128
20 to 29 acres.....farms reporting 1949...	11	1945.....	145
1944.....	12	1,000 acres and over.....number 1950...	102
30 to 49 acres.....farms reporting 1949...	22	1945.....	92
1944.....	32		
50 to 99 acres.....farms reporting 1949...	98	FARMS BY COLOR AND TENURE OF OPERATOR	
1944.....	96	Farms by color of operator:	
100 to 199 acres.....farms reporting 1949...	145	White operators.....number 1950...	543
1944.....	188	1945.....	587
200 acres and over.....farms reporting 1949...	217	Nonwhite operators.....number 1950...
1944.....	209	1945.....
Cropland used only for pasture.....farms reporting 1949...	115	Farms by tenure of operator:	
1944 ¹	95	Full owners.....number 1950...	329
acres 1949.....	7,334	1945.....	330
1944 ¹	2,972	Part owners.....number 1950...	160
Cropland not harvested and not pastured.....farms reporting 1949...	431	1945.....	175
acres 1949.....	81,936	Managers.....number 1950...
1944.....	76,307	1945.....	3
Cultivated summer fallow.....farms reporting 1949...	416	All tenants.....number 1950...	54
acres 1949.....	79,306	1945.....	79
1 to 49 acres.....farms reporting 1949...	78	Proportion of tenancy.....percent 1950...	10.0
50 to 199 acres.....farms reporting 1949...	197	1945.....	13.5
200 acres and over.....farms reporting 1949...	141	Cash tenants.....number 1950...	5
Other.....farms reporting 1949...	64	1945.....	12
acres 1949.....	2,630	Share-cash tenants.....number 1950...	2
Woodland pastured.....farms reporting 1949...	45	1945.....	3
1944.....	6	Share tenants and croppers.....number 1950...	41
acres 1949.....	17,969	1945.....	57
1944.....	1,112	Crop-share tenants and croppers.....number 1950...	33
Woodland not pastured.....farms reporting 1949...	8	Livestock-share tenants.....number 1950...	8
1944.....	Other and unspecified tenants.....number 1950...	6
acres 1949.....	714	1945.....	7
1944.....	Other tenants.....number 1950...	1
Other pasture (not cropland and not woodland).....farms reporting 1949...	354	Unspecified tenants.....number 1950...	5
1944 ¹	472		
acres 1949.....	90,502	SPECIFIED FACILITIES AND EQUIPMENT*	
1944 ¹	144,799	Telephones.....farms reporting 1950...	233
Other land (house lots, roads, wasteland, etc.).....farms reporting 1949...	498	1945.....	188
1944.....	543	Electricity.....farms reporting 1950...	415
acres 1949.....	19,123	1945.....	289
1944.....	12,709	From a power line.....farms reporting 1950...	414
Irrigated land in farms.....farms reporting 1949...	311	Average of last monthly electric bill.....dollars 1950...	7.07
1944.....	305	Electric water pump.....farms reporting 1950...	247
acres 1949.....	19,212	Electric hot-water heater.....farms reporting 1950...	213
1944.....	18,710	Home freezer.....farms reporting 1950...	76
Land irrigated by sprinklers.....farms reporting 1949...	Electric washing machine.....farms reporting 1950...	355
acres 1949.....	Electric chick brooder.....farms reporting 1950...	33
		Electric power feed grinder.....farms reporting 1950...	1
		Milking machine.....farms reporting 1950...	82
		Grain combine.....farms reporting 1950...	242
		number 1950.....	266
		Corn pickers.....farms reporting 1950...
		number 1950.....
		Pick-up hay balers.....farms reporting 1950...
		number 1950...
		Upright silos.....farms reporting 1950...
		number 1950...
		Pit or trench silos.....farms reporting 1950...
		number 1950...

¹Data for 1944 not strictly comparable with those for 1949.

Item	County total	Item	County total
SPECIFIED FACILITIES AND EQUIPMENT*—Continued		FARMS BY TYPE OF FARM—Continued	
Motortrucks.....farms reporting 1950...	339	Livestock farms other than dairy and poultry.....number 1950...	70
.....1945.....	313	General farms.....number 1950.....	79
.....462.....	368Primarily crop.....number 1950.....	16
.....1945.....	420Primarily livestock.....number 1950.....	10
Tractors.....farms reporting 1950.....	338Crop and livestock.....number 1950.....	53
.....1945.....	536	Miscellaneous and unclassified farms.....number 1950.....	40
.....370.....	370		
Wheel tractors other than garden.....farms reporting 1950.....	311	FARMS BY ECONOMIC CLASS	
.....1945.....	344	Commercial farms.....number 1950.....	503
.....number 1950.....	1	Class I (Value of products sold, \$25,000 or more).....number 1950.....	29
Garden tractors.....farms reporting 1950.....	1	Class II (Value of products sold, \$10,000-\$24,999).....number 1950.....	123
.....1945.....	161	Class III (Value of products sold, \$5,000-\$9,999).....number 1950.....	174
.....number 1950.....	191	Class IV (Value of products sold, \$2,500-\$4,999).....number 1950.....	115
Crawler tractors.....farms reporting 1950.....	374	Class V (Value of products sold, \$1,200-\$2,499).....number 1950.....	52
.....1945.....	432	Class VI (Value of products sold, \$250-\$1,199) ¹number 1950.....	10
.....number 1950.....	500	Other farms.....number 1950.....	40
.....1945.....	487	Part-time ²number 1950.....	30
Farms by class of work power:		Residential (Less than \$250 value of products sold).....number 1950.....	10
No tractor, horses, or mules.....farms reporting 1950.....	53	Abnormal ²number 1950.....
No tractor and only 1 horse or mule.....farms reporting 1950.....	5		
No tractor and 2 or more horses and/or mules.....farms reporting 1950.....	44	VALUE OF PRODUCTS SOLD, BY SOURCE	
Tractor and horses and/or mules.....farms reporting 1950.....	311	All farm products sold.....dollars 1949.....	4,722,099
Tractor and no horses or mules.....farms reporting 1950.....	1301944.....	4,105,908
		All crops sold.....dollars 1949.....	3,282,410
TRADING CENTER AND ROAD*	1944.....	2,817,837
Distance to trading center visited most frequently:		Field crops, other than vegetables and fruits and nuts sold.....dollars 1949.....	3,257,624
Under 1 mile.....farms reporting 1950.....	401944.....	2,810,921
1 to 4 miles.....farms reporting 1950.....	123	Vegetables sold.....dollars 1949.....	23,978
5 to 9 miles.....farms reporting 1950.....	1271944.....	1,615
10 miles and over.....farms reporting 1950.....	207	Fruits and nuts sold.....dollars 1949.....	808
Average distance reported.....miles 1950.....	1.21944.....	2,426
Distance over dirt or unimproved roads:		Horticultural specialties sold.....dollars 1949.....
0.0 to 0.2 miles.....farms reporting 1950.....	2021944.....	2,875
0.3 to 0.9 miles.....farms reporting 1950.....	6	All livestock and livestock products sold.....dollars 1949.....	1,439,689
1.0 to 4.9 miles.....farms reporting 1950.....	102	Dairy products sold.....dollars 1949.....	1,287,647
5.0 miles and over.....farms reporting 1950.....	941944.....	208,720
Average distance reported.....miles 1950.....	3.2	Poultry and poultry products sold.....dollars 1949.....	229,774
Kind of road on which farm is located:	1944.....	107,335
Hard surface.....farms reporting 1950.....	234	Livestock and livestock products, other than dairy and poultry, sold.....dollars 1949.....	210,988
Gravel, shell, or shale.....farms reporting 1950.....	1921944.....	1,123,634
Dirt or unimproved.....farms reporting 1950.....	79	Forest products sold.....dollars 1949.....	846,885
	1944.....	424
FARM LABOR*		HORSES AND MULES	
Week preceding enumeration:		Horses and/or mules.....farms reporting 1950.....	363
Family and/or hired workers.....farms reporting 1950.....	469	Horses and colts, including ponies.....farms reporting 1950.....	363
.....persons 1950.....	8521945.....	451
.....Family workers, including operator.....farms reporting 1950.....	464number 1950.....	1,797
.....Operators.....persons 1950.....	453	Mules and mule colts.....farms reporting 1950.....	3,409
.....Unpaid members of operator's family.....farms reporting 1950.....	1911945.....	2
.....persons 1950.....	256number 1950.....	3
Hired workers.....farms reporting 1950.....	931945.....	14
.....persons 1950.....	143		
SPECIFIED FARM EXPENDITURES*		CATTLE AND DAIRY PRODUCTS	
Specified farm expenditures.....farms reporting 1949.....	516	Cattle and calves.....farms reporting 1950.....	404
Machine hire and/or hired labor.....farms reporting 1949.....	4861945.....	503
Machine hire.....farms reporting 1949.....	332number 1950.....	18,481
.....dollars 1949.....	183,4421945.....	21,754
Hired labor.....farms reporting 1949.....	415	Cows, including heifers that have calved.....farms reporting 1950.....	395
.....dollars 1949.....	377,1111945 ³	477
Feed for livestock and poultry.....farms reporting 1949.....	302number 1950.....	9,363
.....dollars 1949.....	290,6481945 ³	12,013
Livestock and poultry purchased.....farms reporting 1949.....	266	Milk cows.....farms reporting 1950.....	332
.....dollars 1949.....	230,436number 1950.....	1,792
Seeds, bulbs, plants, and trees purchased.....farms reporting 1949.....	282	Heifers born before Jan. 1.....farms reporting 1950.....	303
.....dollars 1949.....	65,327number 1950.....	3,288
Gasoline and other petroleum fuel and oil.....farms reporting 1949.....	444	Steers and bulls born before Jan. 1.....farms reporting 1950.....	270
.....dollars 1949.....	257,286number 1950.....	3,379
Tractor repairs.....farms reporting 1949.....	347	Calves born since Jan. 1.....farms reporting 1950.....	316
.....dollars 1949.....	95,296number 1950.....	2,451
Other farm machinery repairs.....farms reporting 1949.....	376	Whole milk sold.....farms reporting 1949.....	233
.....dollars 1949.....	97,1751944.....	287
	gallons 1949.....	746,528
FARMS BY TOTAL VALUE OF PRODUCTS SOLD	1944.....	971,610
No sales.....number 1950.....	7	Cream sold.....farms reporting 1949.....	200,806
\$1 to \$249.....number 1950.....	31944.....	36
\$250 to \$399.....number 1950.....	17pounds of butterfat 1949.....	123
\$400 to \$599.....number 1950.....	61944.....	12,501
\$600 to \$999.....number 1950.....	11dollars 1949.....	71,393
\$1,000 to \$1,499.....number 1950.....	121944.....	7,914
\$1,500 to \$2,499.....number 1950.....	46		
\$2,500 to \$3,999.....number 1950.....	46	HOGS	
\$4,000 to \$5,999.....number 1950.....	75	Hogs and pigs.....farms reporting 1950.....	186
\$6,000 to \$9,999.....number 1950.....	841945.....	325
\$10,000 and over.....number 1950.....	130number 1950.....	1,434
	1521945.....	2,911
		4 months old and over.....farms reporting 1950.....	161
FARMS BY TYPE OF FARM	number 1950.....	791
Field-crop farms other than vegetable and fruit-and-nut.....number 1950.....	337	Less than 4 months old.....farms reporting 1950.....	73
Cash-grain.....number 1950.....	332number 1950.....	643
Cotton.....number 1950.....	5	Sows and gilts for spring farrowing.....farms reporting 1950.....	116
Other field-crop.....number 1950.....1945.....	184
Vegetable farms.....number 1950.....1945.....	470
Fruit-and-nut farms.....number 1950.....		
Dairy farms.....number 1950.....	10		
Poultry farms.....number 1950.....	7		

¹Part-time farms include those with value of products sold of \$250-\$1,199 and operator either reporting 100 days or more of off-farm work or reporting other income exceeding value of agricultural products sold.
²Public and private institutional farms, community projects, etc.
³Cows and heifers 2 years old and over.

Item	County total	Item	County total
SHEEP AND WOOL		SPECIFIED CROPS HARVESTED	
Sheep and lambs.....farms reporting 1950...	67	Corn:	
.....farms reporting 1945...	92	Corn for all purposes.....farms reporting 1949...	5
.....number 1950...	10,776farms reporting 1944...	1
.....number 1945...	18,534acres 1949...	51
.....acres 1949...	acres 1944...	9
Sheep and lambs born before Oct. 1, 1949..farms reporting 1950...	65	Harvested for grain.....farms reporting 1949...	
.....number 1950...	7,232farms reporting 1944...	1
Ewes.....farms reporting 1950...	64acres 1949...	9
.....farms reporting 1945 ¹ ..	76bushels 1949...	270
.....number 1950...	7,022farms reporting 1949...	3
.....number 1945 ¹ ..	16,178acres 1949...	42
Yearling ewes.....farms reporting 1950...	43tons green weight 1949...	470
.....number 1950...	2,252	Cut for silage.....farms reporting 1949...	
Older ewes.....farms reporting 1950...	54farms reporting 1944...	2
.....number 1950...	4,770acres 1949...	9
Rams and wethers.....farms reporting 1950...	38	Hogged or grazed, or out for green	
.....number 1950...	210	or dry fodder.....farms reporting 1949...	
Lambs born since Oct. 1, 1949.....farms reporting 1950...	47acres 1949...	
.....number 1950...	3,544	Small grains:	
Sheep and lambs shorn.....farms reporting 1949...	53	Grains grown together and threshed	
.....farms reporting 1944...	75	as a mixture.....farms reporting 1949...	19
.....number shorn 1949...	12,977acres 1949...	684
Wool shorn.....pounds 1949...	106,974bushels 1949...	15,837
.....pounds 1944...	182,191	Winter wheat threshed or combined.....farms reporting 1949...	429
Average date of enumeration.....1950...	Apr. 15-Apr. 28farms reporting 1944...	446
POULTRY AND POULTRY PRODUCTS	acres 1949...	76,472
Chickens, 4 months old and over, on hand....farms reporting 1950...	277acres 1944...	70,835
.....farms reporting 1945...	438bushels 1949...	1,604,041
.....number 1950...	21,191farms reporting 1949...	1,877,361
.....number 1945...	62,179farms reporting 1944...	172
Chickens sold.....farms reporting 1949...	55acres 1949...	136
.....number 1949...	11,597acres 1944...	8,230
.....dollars 1949...	9,318bushels 1949...	5,505
Chicken eggs sold.....farms reporting 1949...	105bushels 1949...	184,255
.....dozens 1949...	111,302bushels 1944...	127,273
.....dollars 1949...	42,105	Oats threshed or combined.....farms reporting 1949...	57
Turkeys, 4 months old and over, on hand....farms reporting 1950...	2farms reporting 1944...	73
.....number 1950...	10acres 1949...	558
Turkeys raised.....farms reporting 1949...	8acres 1944...	601
.....farms reporting 1944...	10bushels 1949...	32,352
.....number 1949...	8,630farms reporting 1944...	34,050
.....number 1944...	7,552	Oats out for feeding unthreshed.....farms reporting 1949...	8
ANIMALS SOLD ALIVE	farms reporting 1944...	2
Cattle, hogs, sheep, horses, or mules	acres 1949...	67
sold alive.....farms reporting 1949...	363acres 1944...	10
.....dollars 1949...	1,059,742	Barley threshed or combined.....farms reporting 1949...	287
Cattle and/or calves sold alive.....farms reporting 1949...	324farms reporting 1944...	403
.....farms reporting 1944...	380acres 1949...	7,221
.....number 1949...	6,382acres 1944...	12,724
.....number 1944...	6,602bushels 1949...	270,157
Cattle sold alive, excluding calves....farms reporting 1949...	279bushels 1944...	438,827
.....number 1949...	5,237	Annual legumes:	
.....dollars 1949...	707,259	Dry field and seed beans harvested	
Calves sold alive.....farms reporting 1949...	151	for beans.....farms reporting 1949...	
.....number 1949...	1,145farms reporting 1944...	
.....dollars 1949...	87,103acres 1949...	
Hogs and pigs sold alive.....farms reporting 1949...	165acres 1944...	
.....farms reporting 1944...	298	100-lb. bags 1949...	
.....number 1949...	1,751100-lb. bags 1944...	
.....number 1944...	5,903	Dry field and seed peas, other than Austrian	
.....dollars 1949...	64,889	winter peas, harvested for peas.....farms reporting 1949...	1
Sheep and lambs sold alive.....farms reporting 1949...	36farms reporting 1944...	250
.....farms reporting 1944...	51acres 1949...	250
.....number 1949...	11,787acres 1944...	630
.....number 1944...	18,103	Hay crops:	
Horses and mules sold alive.....farms reporting 1949...	43	Land from which hay was cut.....farms reporting 1949...	380
.....farms reporting 1944...	87farms reporting 1944...	19,623
.....number 1949...	3,299	Alfalfa cut for hay (or for	
.....number 1944...		dehydrating).....farms reporting 1949...	362
FARM SLAUGHTER	farms reporting 1944...	450
Any cattle, hogs, or sheep butchered.....farms reporting 1949...	340acres 1949...	12,549
Cattle and/or calves butchered.....farms reporting 1949...	247acres 1944...	19,324
.....farms reporting 1944...	332tons 1949...	28,250
Cattle butchered, excluding calves....farms reporting 1949...	161tons 1944...	34,191
.....farms reporting 1944...	171	Clover or timothy cut for hay.....farms reporting 1949...	10
.....number 1949...	206farms reporting 1944...	3
.....number 1944...	212acres 1949...	273
Calves butchered.....farms reporting 1949...	99acres 1944...	21
.....farms reporting 1944...	68tons 1949...	425
.....number 1949...	129tons 1944...	22
.....number 1944...	103	Oats, wheat, barley, rye, or other small	
Hogs and pigs butchered.....farms reporting 1949...	252	grain out for hay.....farms reporting 1949...	16
.....farms reporting 1944...	381farms reporting 1944...	17
.....number 1949...	522acres 1949...	413
.....number 1944...	807acres 1944...	388
Sheep and lambs butchered.....farms reporting 1949...	54tons 1949...	442
.....farms reporting 1944...	233tons 1944...	489
Meat, lard, hides, and other products sold		Wild hay cut.....farms reporting 1949...	97
from animals butchered.....farms reporting 1949...	127farms reporting 1944...	102
.....farms reporting 1944...	2,837acres 1949...	6,451
.....dollars 1949...	acres 1944...	6,610
	tons 1949...	8,275
	tons 1944...	8,731

¹Ewes and ewe lambs kept for breeding.
²Does not include soybeans.

Item	County total	Item	County total
SPECIFIED CROPS HARVESTED—Continued		SPECIFIED CROPS HARVESTED—Continued	
Hay crops—Continued		Vegetables harvested for sale—Continued	
Other hay out.....farms reporting 1949...	7	Tomatoes.....farms reporting 1949.....
.....acres 1949.....	581944.....
.....1944.....	669acres 1949.....
.....tons 1949.....	861944.....
.....1944.....	1,143	Watermelons.....farms reporting 1949.....
Field crops (other):	acres 1949.....
Alfalfa seed harvested.....farms reporting 1949.....	42	Other vegetables.....acres 1949.....
.....1944.....	90		
.....acres 1949.....	870	Berries and other small fruit harvested for sale:	
.....1944.....	2,092	Strawberries.....farms reporting 1949.....	1
.....pounds 1949.....	42,064acres 1949.....	(*) 120
.....1944.....	173,640quarts 1949.....
Red clover seed harvested.....farms reporting 1949.....	Raspberries (tame).....farms reporting 1949.....	6
.....1944.....acres 1949.....	1
.....acres 1949.....quarts 1949.....	2,250
.....1944.....		
.....pounds 1949.....	Tree fruits, nuts, and grapes:	
.....1944.....	Land in bearing and nonbearing fruit orchards, groves,	
Alsike clover seed harvested.....farms reporting 1949.....	vineyards, and planted nut trees.....farms reporting 1950.....	62
.....acres 1949.....1945.....	41
.....1944.....acres 1950 ²	3
.....pounds 1949.....1945.....	15
Austrian winter peas, including Dixie Wonder,		Apples.....farms reporting 1950.....	82
harvested.....farms reporting 1949.....	11945.....	119
.....acres 1949.....	5trees of all ages..number 1950.....	365
.....pounds 1949.....	2,5601945.....	1,274
Irish potatoes harvested for home use or for	trees not of bearing age..number 1950.....	56
sale.....farms reporting 1949.....	25trees of bearing age..number 1950.....	309
.....1944.....	78quantity harvested..bushels 1949.....	172
.....acres 1949.....	2881944.....	1,498
.....1944.....	221	Peaches.....farms reporting 1950.....	12
.....100-lb. bags 1949.....	52,0881945.....	15
.....1944.....	23,822trees of all ages..number 1950.....	32
Popcorn harvested.....farms reporting 1949.....1945.....	61
.....acres 1949.....trees not of bearing age..number 1950.....	9
.....1944.....trees of bearing age..number 1950.....	30
.....100 lb. ear corn 1949.....quantity harvested..bushels 1949.....	12
Sugar beets harvested for sugar.....farms reporting 1949.....	241944.....	57
.....1944.....	37	Pears.....farms reporting 1950.....	14
.....acres 1949.....	3181945.....	37
.....1944.....	353trees of all ages..number 1950.....	34
.....tons 1949.....	5,9761945.....	72
.....1944.....	5,363trees not of bearing age..number 1950.....	18
Root and grain crops hogged or grazed,	trees of bearing age..number 1950.....	21
other than corn.....farms reporting 1949.....quantity harvested..bushels 1949.....	22
.....acres 1949.....1944.....	28
Vegetables harvested for home use (other than		Sour cherries.....farms reporting 1950.....	4
Irish and sweet potatoes).....farms reporting 1949.....	1421945.....	4
.....1944.....	250trees of all ages..number 1950.....
Vegetables harvested for sale.....farms reporting 1949.....	14trees not of bearing age..number 1950.....
.....1944.....	3trees of bearing age..number 1950.....
.....acres 1949.....	89quantity harvested..pounds 1949.....
.....1944.....	26	Sweet cherries.....farms reporting 1950.....	2
.....sold dollars 1949.....	23,9781945.....	2
.....1944.....	1,615trees of all ages..number 1950.....
Green beans (snap, string, or wax).....farms reporting 1949.....trees not of bearing age..number 1950.....
.....1944.....trees of bearing age..number 1950.....
.....acres 1949.....quantity harvested..pounds 1949.....
.....1944.....	Plums and peaches.....farms reporting 1950.....	31
Cabbage.....farms reporting 1949.....1945.....	48
.....1944.....trees of all ages..number 1950.....	126
.....acres 1949.....1945.....	310
.....1944.....trees not of bearing age..number 1950.....	1
Cantaloups and muskmelons.....farms reporting 1949.....trees of bearing age..number 1950.....	123
.....acres 1949.....quantity harvested..bushels 1949.....	74
Carrots.....farms reporting 1949.....1944.....	363
.....acres 1949.....	Apricots.....farms reporting 1950.....	21
Sweet corn.....farms reporting 1949.....1945.....	19
.....1944.....	1trees of all ages..number 1950.....	377
.....acres 1949.....1945.....	57
.....1944.....	1trees not of bearing age..number 1950.....	7
Lettuce and romaine.....farms reporting 1949.....trees of bearing age..number 1950.....	15
.....acres 1949.....quantity harvested..pounds 1949.....	21,411
Dry onions.....farms reporting 1949.....1944.....	3,444
.....acres 1949.....	Grapes.....farms reporting 1950.....	4
Green peas.....farms reporting 1949.....	141945.....	13
.....1944.....	89vines of all ages..number 1950.....	204
.....acres 1949.....1945.....	3
.....1944.....vines not of bearing age..number 1950.....	15
	vines of bearing age..number 1950.....	15
	quantity harvested..pounds 1949.....	8
	1944.....	50

¹For 1949, does not include acres for farms with less than 10 bags harvested.
²For 1950, does not include acres for farms reporting less than 1/2 acre.
³Less than 1 acre.