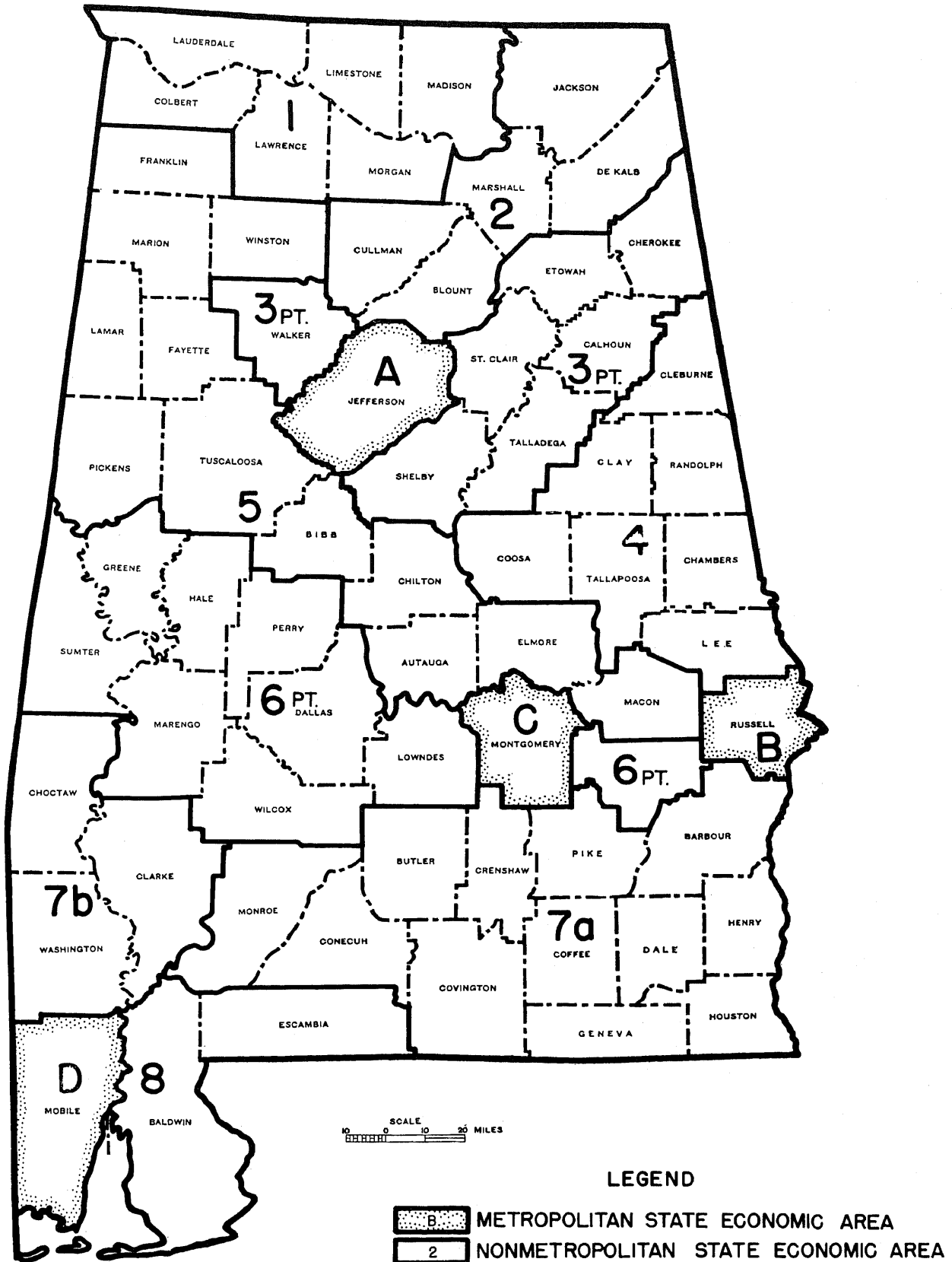


# STATISTICS FOR STATES

(61)

# ALABAMA

## State Economic Areas



MULTIPLE-UNIT OPERATIONS

County Table 1.—MULTIPLE-UNIT OPERATIONS:  
[Data for farm units, land in farms, and number of horses and mules relate to

Item (For definitions and explanations, see text)	The State	Autauga	Baldwin	Barbour	Bibb	Blount	Bullock	Butler
1 All farms.....number..	211,512	1,869	2,969	2,848	1,508	4,746	1,897	2,859
2 Land in farms.....acres..	20,888,784	270,956	325,479	484,545	151,457	331,190	318,704	296,753
3 Cropland harvested.....acres..	5,729,421	69,575	93,337	112,238	26,770	110,053	59,123	72,264
4 Corn harvested for grain.....farms reporting..	169,251	1,504	1,815	2,420	1,179	3,881	1,432	2,356
5 ..acres..	2,299,479	28,695	26,232	41,758	15,133	44,921	21,261	36,745
6 ..bushels..	40,972,309	525,870	621,786	559,577	297,173	1,106,476	208,951	572,192
7 Cotton harvested.....farms reporting..	145,484	1,096	385	1,583	800	3,731	1,341	1,740
8 ..acres..	1,850,846	17,728	2,713	14,208	7,113	42,937	14,043	15,970
9 ..bales..	824,290	7,844	1,499	5,125	3,805	17,919	2,900	4,919
10 Tobacco harvested.....farms reporting..	(*)	(*)	(*)	(*)	(*)	(*)	(*)	(*)
11 ..acres..	(*)	(*)	(*)	(*)	(*)	(*)	(*)	(*)
12 ..pounds..	(*)	(*)	(*)	(*)	(*)	(*)	(*)	(*)
13 Peanuts harvested for picking or threshing...farms reporting..	37,302	343	22	2,261	216	340	822	928
14 ..acres..	342,006	1,358	19	37,584	141	637	5,006	5,448
15 ..pounds..	279,809,580	547,382	8,950	31,197,588	48,993	315,096	2,746,987	3,062,761
16 Horses and mules.....farms reporting..	143,527	1,231	1,086	2,094	970	3,370	1,562	1,961
17 ..number..	287,928	2,333	1,687	4,518	1,700	6,730	3,559	3,276
18 Multiple-unit operations.....number..	12,660	67	11	337	120	344	79	217
19 Subunits in multiple-unit operations.....number..	35,487	238	23	935	384	829	220	558
20 Home farms.....number..	11,944	65	10	301	114	326	74	210
21 Cropper farms.....number..	23,543	173	13	634	270	503	146	348
22 Land owned by landlord.....acres..	4,548,286	49,078	2,711	171,837	37,729	65,131	66,948	76,893
23 Land rented from others by landlord.....acres..	1,051,045	9,790	75	31,922	11,174	3,846	9,543	12,828
24 Land in units.....acres..	4,803,052	51,684	2,752	184,222	46,141	61,550	59,855	79,291
25 Home farms.....acres..	3,935,038	46,721	2,143	145,790	39,976	46,308	54,042	67,793
26 Cropper farms.....acres..	868,014	4,963	609	38,432	6,165	15,242	5,813	11,498
27 Cropland harvested.....acres..	1,285,188	12,790	563	40,593	10,145	20,689	7,121	17,434
28 Corn harvested for grain.....units reporting..	12,004	64	9	326	116	330	72	206
29 ..subunits reporting..	27,465	196	15	780	305	641	148	438
30 ..acres..	453,976	4,822	314	15,222	5,289	7,463	2,289	5,001
31 ..bushels..	8,123,895	90,034	6,551	219,171	126,460	181,593	25,250	144,170
32 Cotton harvested.....units reporting..	11,551	62	5	243	113	329	67	178
33 ..subunits reporting..	26,931	184	10	504	295	643	136	341
34 ..acres..	440,728	4,070	98	4,682	3,635	8,474	1,646	4,728
35 ..bales..	217,489	1,909	55	1,891	2,313	3,836	407	1,609
36 Tobacco harvested.....units reporting..	(*)	(*)	(*)	(*)	(*)	(*)	(*)	(*)
37 ..subunits reporting..	(*)	(*)	(*)	(*)	(*)	(*)	(*)	(*)
38 ..acres..	(*)	(*)	(*)	(*)	(*)	(*)	(*)	(*)
39 ..pounds..	(*)	(*)	(*)	(*)	(*)	(*)	(*)	(*)
40 Peanuts harvested for picking or threshing...units reporting..	3,247	12	1	321	15	25	41	138
41 ..subunits reporting..	6,697	16	1	754	18	31	76	228
42 ..acres..	102,503	102	10	14,371	23	114	571	1,718
43 ..pounds..	84,096,737	72,400	7,000	12,415,215	5,338	45,558	301,380	1,133,755
44 Horses and mules.....units reporting..	10,688	57	7	313	115	319	72	177
45 ..number..	41,550	218	16	1,370	390	1,101	330	567
46 Farms not in multiple units.....number..	176,025	1,631	2,946	1,913	1,124	3,917	1,677	2,301
47 Land in farms.....acres..	16,085,732	219,272	322,727	300,323	105,316	269,640	258,849	217,462

Item (For definitions and explanations, see text)	De Kalb	Elmore	Escambia	Etowah	Fayette	Franklin	Geneva	Greene	Hale
1 All farms.....number..	7,055	3,355	2,141	3,734	2,579	2,909	2,755	2,677	2,920
2 Land in farms.....acres..	395,556	329,610	168,444	237,135	255,153	288,512	295,382	370,087	296,148
3 Cropland harvested.....acres..	173,524	85,633	64,369	73,652	59,958	75,467	140,461	65,552	76,691
4 Corn harvested for grain.....farms reporting..	6,229	2,588	1,671	2,934	2,192	2,340	2,328	2,381	2,435
5 ..acres..	86,347	39,135	29,568	34,239	34,141	34,062	40,197	24,945	25,131
6 ..bushels..	2,307,082	665,744	571,377	731,828	655,321	615,779	626,035	380,014	442,122
7 Cotton harvested.....farms reporting..	5,956	2,155	1,107	2,518	1,978	2,322	2,225	2,254	2,335
8 ..acres..	64,112	30,597	14,121	27,776	18,032	31,280	27,753	22,176	26,350
9 ..bales..	37,178	11,023	8,050	11,940	7,579	15,324	11,247	8,568	14,076
10 Tobacco harvested.....farms reporting..	(*)	(*)	(*)	(*)	(*)	(*)	(*)	(*)	(*)
11 ..acres..	(*)	(*)	(*)	(*)	(*)	(*)	(*)	(*)	(*)
12 ..pounds..	(*)	(*)	(*)	(*)	(*)	(*)	(*)	(*)	(*)
13 Peanuts harvested for picking or threshing...farms reporting..	66	109	269	56	147	151	2,222	814	586
14 ..acres..	37	119	1,893	64	145	124	26,878	674	446
15 ..pounds..	22,780	41,090	1,442,737	35,305	54,285	53,531	24,765,533	189,720	149,512
16 Horses and mules.....farms reporting..	5,066	2,195	1,263	2,447	1,850	2,072	2,117	2,103	1,799
17 ..number..	10,591	3,974	2,142	4,392	3,659	4,281	4,026	4,817	4,236
18 Multiple-unit operations.....number..	275	199	90	163	134	123	168	125	290
19 Subunits in multiple-unit operations.....number..	626	579	231	416	338	295	424	414	1,185
20 Home farms.....number..	265	195	89	158	133	121	148	113	273
21 Cropper farms.....number..	361	384	142	258	205	174	276	301	912
22 Land owned by ..	41,015	61,228	32,941	39,705	39,931	36,614	49,419	139,145	121,416
23 Land rented fr ..	6,161	17,401	4,017	1,623	1,008	3,887	6,664	30,044	28,705
24 Land in units.....acres..	37,080	72,450	35,092	35,628	39,493	35,286	44,846	142,245	130,483
25 Home farms.....acres..	25,852	59,303	28,436	24,740	32,466	29,585	28,474	135,519	109,187
26 Cropper farms.....acres..	11,228	13,147	6,656	10,888	7,027	5,701	16,372	6,726	21,296
27 Cropland harvested.....acres..	15,526	22,634	10,607	11,165	8,753	8,116	20,731	15,769	34,573
28 Corn harvested for grain.....units reporting..	267	194	81	162	129	117	162	115	280
29 ..subunits reporting..	517	476	159	339	275	230	329	304	999
30 ..acres..	7,245	9,398	3,885	4,801	4,673	3,548	6,159	4,650	11,748
31 ..bushels..	186,075	154,378	84,065	101,307	90,199	71,142	89,578	82,916	214,133
32 Cotton harvested.....units reporting..	271	188	71	154	128	119	158	115	1,026
33 ..subunits reporting..	524	465	136	326	257	230	314	295	1,026
34 ..acres..	6,165	8,903	2,048	4,323	2,798	3,280	4,105	4,127	13,455
35 ..bales..	3,257	3,473	1,274	2,088	1,291	1,789	1,630	1,766	8,408
36 Tobacco harvested.....units reporting..	(*)	(*)	(*)	(*)	(*)	(*)	(*)	(*)	(*)
37 ..subunits reporting..	(*)	(*)	(*)	(*)	(*)	(*)	(*)	(*)	(*)
38 ..acres..	(*)	(*)	(*)	(*)	(*)	(*)	(*)	(*)	(*)
39 ..pounds..	(*)	(*)	(*)	(*)	(*)	(*)	(*)	(*)	(*)
40 Peanuts harvested for picking or threshing...units reporting..	1	3	26	.....	2	7	160	20	40
41 ..subunits reporting..	1	7	41	.....	2	7	319	24	61
42 ..acres..	1	9	428	.....	2	6	4,198	25	78
43 ..pounds..	1,000	2,875	299,870	.....	500	3,180	3,768,883	4,914	24,174
44 Horses and mules.....units reporting..	248	150	58	147	121	114	148	102	239
45 ..number..	770	537	152	560	376	371	537	582	1,109
46 Farms not in multiple units.....number..	6,429	2,776	1,910	3,318	2,241	2,614	2,331	2,263	1,735
47 Land in farms.....acres..	358,476	297,160	133,352	201,507	215,660	253,226	250,536	227,842	165,665

\* Not available.  
† Reported in small fractions.

CENSUS OF 1950

April 1, 1950; those for cropland harvested and crops harvested relate to 1949]

Calhoun	Chambers	Cherokee	Chilton	Choctaw	Clarke	Clay	Cleburne	Coffee	Colbert	Conecuh	Coosa	Covington	Crenshaw	Cullman	Dale	Dallas
2,446	2,477	2,818	3,368	2,633	2,860	2,188	1,682	3,443	2,122	2,864	1,632	3,744	2,617	7,742	1,953	4,510
208,839	321,142	283,388	276,831	312,008	321,448	208,366	166,055	355,623	237,822	273,922	203,182	400,299	284,272	401,968	267,871	553,183
55,251	53,659	95,354	63,688	40,822	42,564	41,697	30,945	144,146	86,994	83,046	19,256	132,625	90,385	169,547	81,605	127,091
1,854	1,941	2,367	2,636	2,237	2,366	1,829	1,328	2,830	1,557	2,357	1,196	2,846	2,211	6,761	1,520	3,851
23,806	23,183	37,863	30,258	26,270	25,240	22,683	17,534	49,124	28,446	41,258	10,856	50,477	40,739	62,544	22,092	45,633
431,100	371,738	794,928	556,419	403,308	367,046	355,259	262,301	671,795	617,630	581,627	207,096	755,690	599,607	1,568,505	313,879	737,894
1,405	1,476	2,379	2,031	1,478	1,371	1,194	919	2,443	1,601	1,908	622	2,301	1,812	6,846	793	3,691
16,569	17,619	45,023	15,325	8,995	6,394	8,276	8,343	26,556	47,803	18,032	3,479	22,473	19,284	79,421	7,226	44,367
6,146	8,260	17,626	6,503	3,519	3,138	2,802	2,732	9,279	32,810	7,916	1,212	8,663	5,766	2,934	16,912	11
(*)	(*)	(*)	(*)	(*)	(*)	(*)	(*)	(*)	(*)	(*)	(*)	(*)	(*)	(*)	(*)	(*)
101	323	34	267	245	387	191	40	2,774	64	790	161	2,146	1,811	106	1,399	1,034
104	233	25	192	159	332	125	26	44,976	21	5,302	157	17,318	15,503	132	772	14
30,095	71,373	11,963	81,794	54,058	90,732	50,217	10,917	36,837,953	12,990	3,630,766	42,469	14,714,483	12,169,908	53,291	23,016,008	217,583
1,508	1,592	1,477	2,371	1,915	2,036	1,587	1,128	2,620	1,320	1,939	1,083	2,553	1,898	5,734	1,391	3,326
2,645	3,248	3,093	3,802	3,318	3,180	2,671	2,054	5,243	3,148	2,947	1,700	4,230	3,419	10,539	2,695	7,019
72	244	295	139	100	76	108	123	442	97	133	41	214	276	444	176	217
163	733	798	319	228	202	246	286	1,294	268	304	98	486	731	1,018	421	882
67	235	268	135	97	73	106	109	404	92	127	39	208	253	428	164	203
96	498	530	184	131	129	140	177	890	176	177	59	278	478	590	257	679
15,882	113,199	76,303	40,493	63,471	43,588	30,105	33,614	128,442	51,521	33,441	17,229	53,496	82,862	56,039	60,725	185,691
2,274	19,088	20,859	1,899	3,893	15,496	2,367	755	22,547	17,526	4,551	1,191	12,275	5,938	12,899	82,022	23
16,546	116,507	86,026	38,726	51,347	53,617	29,219	31,475	129,646	56,497	35,020	16,122	51,700	79,549	50,418	61,887	213,890
12,956	94,546	62,274	31,102	48,367	51,244	23,432	24,229	80,499	49,727	29,102	14,041	39,668	55,560	32,475	44,782	195,099
3,590	21,961	23,752	7,624	2,980	2,373	5,787	7,246	49,147	6,770	5,918	2,081	12,032	23,989	17,943	16,505	18,791
4,613	22,718	30,954	8,002	4,900	4,178	5,883	6,993	55,651	23,274	13,022	1,318	18,094	27,776	22,880	19,632	33,796
67	240	288	129	93	74	98	116	434	88	128	39	205	267	422	161	203
122	604	657	247	183	154	171	228	1,065	179	250	80	371	628	792	303	662
1,887	8,650	12,467	3,651	2,978	2,480	2,595	3,547	20,441	4,512	6,005	720	7,504	12,918	16,208	5,090	10,751
30,167	142,265	243,798	68,962	51,223	43,698	38,353	50,055	277,743	119,219	91,388	13,873	111,220	124,928	193,167	70,981	219,109
63	229	291	116	83	56	86	110	406	90	124	31	184	256	435	115	203
115	554	694	195	148	96	141	190	951	224	220	45	302	523	846	208	736
1,638	8,389	14,746	1,943	1,111	656	1,285	2,235	11,018	12,218	3,279	343	3,290	6,109	10,753	2,180	11,342
663	4,232	6,313	845	536	370	442	810	3,940	9,123	1,504	122	1,862	4,466	963	5,767	34
(*)	(*)	(*)	(*)	(*)	(*)	(*)	(*)	(*)	(*)	(*)	(*)	(*)	(*)	(*)	(*)	(*)
2	9	1	6	7	9	1	2	423	.....	71	.....	182	247	.....	159	17
2	15	1	7	9	9	2	2	1,026	.....	107	.....	296	513	.....	311	18
2	13	(1)	6	5	18	4	2	17,479	.....	1,290	.....	2,618	4,969	.....	6,833	22
1,300	4,265	500	2,620	2,585	8,475	2,200	1,440	13,863,084	.....	1,028,126	.....	2,196,558	3,667,737	.....	6,219,503	7,057
51	230	188	119	90	60	93	118	402	74	109	41	196	256	396	141	162
143	1,088	663	373	319	158	286	401	1,858	381	257	131	601	946	1,170	469	858
2,283	1,744	2,020	3,049	2,405	2,658	1,942	1,396	2,149	1,854	2,560	1,534	3,258	1,886	6,724	1,532	3,628
192,293	204,635	197,362	238,105	260,661	267,831	179,147	134,580	225,977	181,325	238,902	187,060	348,599	204,723	351,550	206,584	339,293

Henry	Houston	Jackson	Jefferson	Lamar	Lauderdale	Lawrence	Lee	Limestone	Lowndes	Macon	Madison	Marengo	Marion	Marshall	Mobile
2,325	3,472	4,959	3,362	2,660	4,558	4,142	2,059	4,484	2,689	2,504	5,004	3,839	3,718	6,053	2,527
307,162	316,152	425,368	154,524	301,528	347,110	302,499	281,086	324,511	371,778	286,371	417,622	492,937	340,777	305,211	207,783
110,105	166,710	148,646	28,775	65,275	125,720	146,776	48,710	165,326	69,482	73,925	197,934	85,070	81,334	141,551	44,007
1,916	2,803	4,177	1,961	2,434	3,206	3,155	1,461	3,229	2,258	1,930	3,528	3,178	3,146	5,074	1,194
30,992	45,229	73,380	12,756	32,070	43,480	50,488	20,771	44,702	26,658	31,449	55,831	31,905	38,415	62,722	16,009
442,760	612,441	1,523,013	281,285	634,364	737,382	771,170	289,357	886,465	330,194	344,867	1,063,142	537,964	713,361	1,655,313	330,755
1,327	2,674	3,956	690	3,332	3,553	3,553	1,049	3,897	1,994	4,340	2,856	1,910	2,951	5,200	376
16,551	34,957	50,051	6,227	24,655	59,876	77,896	14,563	95,158	20,830	29,573	109,351	26,861	31,786	70,762	3,490
6,208	15,911	24,743	2,482	10,099	27,186	44,698	5,638	52,306	6,253	8,707	50,769	12,157	16,553	37,677	1,811
(*)	(*)	(*)	(*)	(*)	(*)	(*)	(*)	(*)	(*)	(*)	(*)	(*)	(*)	(*)	(*)
1,976	2,832	60	261	321	69	21	195	14	301	406	26	612	202	68	36
50,486	46,498	54	207	229	48	14	169	12	324	620	20	531	183	34	205
46,129,594	43,022,635	30,712	102,823	72,799	27,607	5,468	64,667	5,110	108,473	228,607	9,004	129,539	62,441	21,740	151,690
1,540	2,445	3,374	1,886	2,035	2,858	2,474	1,408	2,512	2,055	1,826	2,245	2,828	2,697	3,924	1,231
3,832	5,154	7,317	2,688	4,307	6,013	6,465	2,533	6,167	5,876	3,506	5,629	6,623	5,140	7,700	1,958
280	290	279	41	181	166	293	106	427	134	139	699	134	194	399	17
822	744	730	91	431	418	874	274	1,331	444	440	2,363	608	437	931	39
257	262	263	36	167	158	276	102	395	126	127	658	157	184	371	15
565	482	467	55	264	260	598	172	936	318	313	1,705	451	253	560	24
110,615	78,476	86,514	4,226	60,758	34,675	55,416	41,528	75,087	105,962	54,916	159,433	122,858	54,237	56,900	5,154
35,581	13,144	21,843	2,969	4,418	20,417	43,188	7,925	46,538	37,200	15,641	78,648	42,222	2,731	17,151	384
121,094	72,287	86,789	6,488	56,961	45,572	73,852	44,503	107,040	112,973	59,937	212,950	143,053	49,495	63,445	5,427
89,982	48,582	72,352	4,224	44,291	35,990	56,605	38,631	81,742	105,843	48,295	16				



## MULTIPLE-UNIT OPERATIONS

County Table 1.—MULTIPLE-UNIT OPERATIONS: CENSUS OF 1950—Continued

[Data for farm units, land in farms, and number of horses and mules relate to April 1, 1950; those for cropland harvested and crops harvested relate to 1949]

Item (For definitions and explanations, see text)	Monroe	Montgomery	Morgan	Perry	Pickens	Pike	Randolph	Russell	St. Clair
1 All farms.....number..	3,116	2,955	4,682	2,499	3,440	2,971	3,092	1,870	2,211
2 Land in farms.....acres..	408,906	496,926	316,329	357,119	391,140	398,268	268,473	276,827	222,269
3 Cropland harvested.....acres..	85,212	89,514	141,327	73,998	85,414	131,047	73,365	59,101	43,441
4 Corn harvested for grain.....farms reporting..	2,705	1,926	3,672	2,092	2,953	2,505	2,752	1,590	1,760
5 ..acres..	43,741	27,801	53,116	24,635	40,371	46,697	38,481	28,907	20,857
6 ..bushels..	687,277	449,798	940,141	427,650	713,677	587,836	601,018	315,605	401,976
7 Cotton harvested.....farms reporting..	2,378	1,491	3,891	1,795	2,720	2,052	2,278	1,296	1,327
8 ..acres..	27,055	21,547	65,927	19,330	32,147	23,241	20,370	18,055	13,072
9 ..bales..	14,270	6,722	31,088	8,089	11,521	5,972	7,627	5,180	4,600
10 Tobacco harvested.....farms reporting..									
11 ..acres..	(*)	(*)	(*)	(*)	(*)	(*)	(*)	(*)	(*)
12 ..pounds..									
13 Peanuts harvested for picking or threshing....farms reporting..	369	562	39	744	539	2,410	200	520	97
14 ..acres..	880	2,033	30	980	523	40,667	122	2,716	73
15 ..pounds..	651,733	1,031,118	10,962	453,277	145,095	29,071,207	45,496	1,482,368	34,449
16 Horses and mules.....farms reporting..	2,286	2,201	2,605	1,749	2,512	2,214	2,368	1,444	1,473
17 ..number..	3,845	5,430	5,474	4,055	5,885	4,909	4,363	2,842	2,564
18 Multiple-unit operations.....number..	99	132	384	136	259	435	172	80	78
19 Subunits in multiple-unit operations.....number..	259	536	1,004	495	673	1,321	392	234	196
20 Home farms.....number..	96	125	378	130	253	402	163	79	76
21 Cropper farms.....number..	163	411	626	365	420	919	229	155	120
22 Land owned by landlord.....acres..	67,927	125,000	64,763	139,298	91,685	187,872	38,810	89,959	22,497
23 Land rented from others by landlord.....acres..	6,974	23,393	32,373	18,721	15,725	40,928	878	6,974	2,609
24 Land in units.....acres..	64,560	124,736	85,756	140,092	95,350	189,007	35,937	77,453	23,384
25 Home farms.....acres..	59,221	112,540	68,622	131,987	83,140	134,166	27,023	71,055	18,512
26 Cropper farms.....acres..	5,339	12,196	17,134	8,105	12,210	54,841	8,914	6,398	4,872
27 Cropland harvested.....acres..	10,517	19,520	41,067	23,572	17,846	59,007	11,040	11,122	5,131
28 Corn harvested for grain.....units reporting..	94	121	361	129	250	423	167	74	74
29 ..subunits reporting..	202	399	743	393	551	1,077	339	174	159
30 ..acres..	4,731	5,757	14,484	6,349	7,972	21,357	5,481	3,902	2,255
31 ..bushels..	82,739	73,034	256,960	104,517	157,295	272,812	80,036	41,942	44,719
32 Cotton harvested.....units reporting..	86	102	373	120	244	381	159	69	73
33 ..subunits reporting..	179	344	882	368	513	909	307	160	153
34 ..acres..	3,051	5,471	20,022	4,950	6,366	11,767	3,329	3,695	1,755
35 ..bales..	1,588	2,167	10,684	2,465	2,645	4,020	1,247	1,404	704
36 Tobacco harvested.....units reporting..									
37 ..subunits reporting..	(*)	(*)	(*)	(*)	(*)	(*)	(*)	(*)	(*)
38 ..acres..									
39 ..pounds..									
40 Peanuts harvested for picking or threshing....units reporting..	20	43	1	43	17	419	7	21	2
41 ..subunits reporting..	31	105	1	77	19	1,047	8	44	2
42 ..acres..	163	605	1	253	19	17,659	9	362	2
43 ..pounds..	91,360	322,885	300	117,016	4,670	12,617,568	2,985	198,248	1,600
44 Horses and mules.....units reporting..	80	118	307	117	230	401	155	70	67
45 ..number..	286	646	1,018	701	805	1,946	535	310	208
46 Farms not in multiple units.....number..	2,857	2,419	3,678	2,004	2,767	1,650	2,700	1,636	2,015
47 Land in farms.....acres..	344,346	372,190	230,573	217,027	295,790	209,261	232,536	199,374	198,885

\* Not available.

County Table 1—MULTIPLE-UNIT OPERATIONS: CENSUS OF 1950—Continued

[Data for farm units, land in farms, and number of horses and mules relate to April 1, 1950; those for cropland harvested and crops harvested relate to 1949]

Item (For definitions and explanations, see text)		Shelby	Sumter	Talladega	Tallapoosa	Tuscaloosa	Walker	Washington	Wilcox	Winston
1	All farms.....number..	1,982	3,055	2,984	2,534	4,127	4,353	1,669	3,417	2,280
2	Land in farms.....acres..	195,220	423,727	292,788	324,052	392,759	237,257	212,671	413,531	186,776
3	Cropland harvested.....acres..	37,133	81,250	84,304	45,682	83,858	56,502	23,963	71,070	46,549
4	Corn harvested for grain.....farms reporting..	1,323	2,690	2,329	1,971	3,326	3,406	1,255	3,043	1,931
5	acres..	15,891	29,455	33,085	22,543	41,787	30,534	14,087	31,301	20,817
6	bushels..	275,027	453,270	551,614	378,318	797,942	587,585	243,145	487,269	416,179
7	Cotton harvested.....farms reporting..	736	2,426	1,901	1,248	2,651	2,298	424	2,542	1,801
8	acres..	10,930	22,923	29,144	13,499	29,882	15,816	3,080	21,751	18,396
9	bales..	4,299	8,126	11,305	5,561	15,067	7,117	1,490	9,153	7,263
10	Tobacco harvested.....farms reporting..									
11	acres..	(*)	(*)	(*)	(*)	(*)	(*)	(*)	(*)	(*)
12	pounds..									
13	Peanuts harvested for picking or threshing...farms reporting..	116	784	192	195	572	211	144	817	166
14	acres..	80	648	152	138	453	179	144	468	114
15	pounds..	44,557	245,926	53,910	45,073	162,088	61,622	31,203	246,589	41,148
16	Horses and mules.....farms reporting..	1,256	2,394	1,992	1,730	2,724	3,030	1,150	2,656	1,741
17	number..	2,215	7,176	3,982	2,897	5,124	4,776	1,797	5,642	3,172
18	Multiple-unit operations.....number..	36	175	129	149	279	114	45	83	119
19	Subunits in multiple-unit operations.....number..	99	602	309	411	847	242	101	357	260
20	Home farms.....number..	34	165	127	140	268	112	45	79	115
21	Cropper farms.....number..	65	437	182	271	579	130	56	278	145
22	Land owned by landlord.....acres..	13,496	120,146	35,480	58,211	98,484	19,466	17,440	109,152	24,003
23	Land rented from others by landlord.....acres..	4,531	35,135	12,471	8,207	17,358	1,361	3,783	20,652	990
24	Land in units.....acres..	16,210	137,848	41,673	59,217	105,605	18,987	20,971	106,759	21,951
25	Home farms.....acres..	13,387	128,127	33,893	44,825	83,917	16,047	19,322	100,752	17,345
26	Cropper farms.....acres..	2,823	9,721	7,780	14,392	21,688	2,940	1,649	6,007	4,606
27	Cropland harvested.....acres..	4,893	23,379	14,101	11,181	23,867	4,134	3,062	13,725	5,795
28	Corn harvested for grain.....units reporting..	32	166	119	147	272	102	41	75	115
29	subunits reporting..	65	516	232	342	683	174	80	293	208
30	acres..	1,369	6,355	4,497	5,009	10,466	2,135	1,755	3,857	2,457
31	bushels..	30,458	133,567	77,519	89,244	209,077	44,380	25,122	69,900	48,013
32	Cotton harvested.....units reporting..	32	160	116	134	265	92	32	74	115
33	subunits reporting..	64	471	219	284	690	139	55	268	212
34	acres..	2,062	5,103	4,924	3,892	9,981	1,272	730	3,986	2,455
35	bales..	937	2,196	2,198	1,706	5,733	597	372	1,730	1,079
36	Tobacco harvested.....units reporting..									
37	subunits reporting..	(*)	(*)	(*)	(*)	(*)	(*)	(*)	(*)	(*)
38	acres..									
39	pounds..									
40	Peanuts harvested for picking or threshing...units reporting..	1	27	7	11	25	7	8	9	7
41	subunits reporting..	1	36	8	16	34	8	8	18	9
42	acres..	1	65	10	17	28	10	9	39	1
43	pounds..	480	18,921	3,510	6,400	12,916	5,627	1,840	11,820	930
44	Horses and mules.....units reporting..	21	154	105	140	263	101	39	68	112
45	number..	76	1,085	383	518	1,010	246	120	398	347
46	Farms not in multiple units.....number..	1,883	2,453	2,675	2,123	3,280	4,111	1,568	3,060	2,020
47	Land in farms.....acres..	179,010	285,879	251,115	264,835	287,154	218,270	191,700	306,772	164,825

\*Not available.

MULTIPLE-UNIT OPERATIONS

Economic Area Table 1.— MULTIPLE-UNIT OPERATIONS,  
[Data for units, land in units, and number of horses and mules relate to April 1, 1950;

Item (For definitions and explanations, see text)		The State								
		Total	Size of unit							
			Under 30 acres	30 to 49 acres	50 to 69 acres	70 to 99 acres	100 to 139 acres	140 to 179 acres	180 to 219 acres	220 to 259 acres
1	Multiple-unit operations.....number..	12,660	226	634	875	1,577	1,930	1,114	1,061	849
2	Subunits in multiple-unit operations.....total number..	35,487	468	1,300	1,853	3,318	4,277	2,567	2,571	2,224
3	Home farms.....number..	11,944	197	570	784	1,452	1,798	1,054	1,016	812
4	Cropper farms.....number..	23,543	271	730	1,069	1,866	2,479	1,513	1,555	1,412
5	Land in multiple-unit operations.....total acres..	4,803,052	4,368	24,964	54,327	135,023	237,890	174,816	209,977	201,135
6	Home farms.....acres..	3,935,038	1,514	12,930	30,600	82,148	154,155	122,269	151,043	147,276
7	Cropper farms.....acres..	868,014	2,854	12,034	23,727	52,875	83,735	52,547	58,934	53,859
8	Cropland harvested.....total acres..	1,285,188	3,165	15,865	32,026	73,521	119,294	79,144	87,368	78,901
9	Corn harvested for grain.....multiple units reporting..	12,004	174	570	809	1,494	1,847	1,070	1,022	814
10	subunits reporting..	27,465	233	876	1,335	2,570	3,437	2,049	2,076	1,752
11	acres..	453,976	1,368	6,580	13,068	29,500	47,389	31,122	33,605	28,913
12	bushels..	8,123,895	29,350	133,977	258,493	549,943	852,327	545,418	592,887	503,851
13	Cotton harvested.....multiple units reporting..	11,551	177	553	797	1,456	1,795	1,974	1,973	774
14	subunits reporting..	26,931	237	860	1,336	2,443	3,281	1,982	1,974	1,684
15	acres..	440,728	1,437	6,816	14,336	26,500	44,389	29,963	30,648	27,572
16	bales..	217,489	792	3,546	6,716	13,062	21,323	14,131	15,089	13,010
17	Tobacco harvested.....multiple units reporting..	17	.....	.....	.....	3	6	1	3	1
18	subunits reporting..	20	.....	.....	.....	3	7	2	3	1
19	acres..	80	.....	.....	.....	8	19	4	10	5
20	pounds..	71,987	.....	.....	.....	11,419	19,224	4,340	12,100	4,800
21	Rice harvested.....multiple units reporting..	(*)	(*)	(*)	(*)	(*)	(*)	(*)	(*)	(*)
22	subunits reporting..	(*)	(*)	(*)	(*)	(*)	(*)	(*)	(*)	(*)
23	acres..	(*)	(*)	(*)	(*)	(*)	(*)	(*)	(*)	(*)
24	bushels..	(*)	(*)	(*)	(*)	(*)	(*)	(*)	(*)	(*)
25	Peanuts harvested for picking or threshing.....multiple units reporting..	3,247	10	56	116	365	503	247	323	264
26	subunits reporting..	6,697	14	65	154	518	819	416	577	467
27	acres..	102,503	56	307	927	5,224	9,342	5,276	8,473	7,463
28	pounds..	84,096,737	51,266	215,023	737,074	4,441,274	7,522,488	4,222,118	7,115,710	5,921,165
29	Horses and mules.....multiple units reporting..	10,688	139	465	704	1,306	1,630	968	925	733
30	number..	41,550	275	958	1,708	3,333	4,631	2,825	2,977	2,521
Landlord-tenant operations containing multiple units:										
31	All subunits including home farm.....number..	50,058	586	1,593	2,309	3,909	5,130	3,074	3,175	2,828
32	Land in all subunits including home farm.....acres..	5,599,331	13,219	35,450	76,902	163,075	286,429	201,987	242,736	240,199
33	Owned by operator of multiple unit.....acres..	4,548,286	12,464	30,610	66,297	138,834	239,035	162,111	196,203	192,922
34	Rented by operator of multiple unit.....acres..	1,051,045	755	4,840	10,605	24,241	47,394	39,876	46,533	47,277
35	Subunits not included in multiple units. operators reporting..	4,603	69	162	237	370	488	307	325	302
36	number..	14,571	118	293	426	591	807	503	604	604
37	Share tenants.....number..	6,290	63	166	194	316	461	280	319	305
38	Other tenants, not croppers nor share tenants.....number..	8,281	55	127	262	275	392	227	285	299
39	Land in subunits not included in multiple units.....acres..	796,279	8,851	10,486	22,575	28,052	48,539	27,171	32,759	39,064

Item (For definitions and explanations, see text)		Area 2								
		Total	Size of unit							
			Under 30 acres	30 to 49 acres	50 to 69 acres	70 to 99 acres	100 to 139 acres	140 to 179 acres	180 to 219 acres	220 to 259 acres
1	Multiple-unit operations.....number..	1,741	68	195	211	339	353	125	111	76
2	Subunits in multiple-unit operations.....total number..	4,134	155	399	443	706	795	296	288	198
3	Home farms.....number..	1,653	61	190	198	322	326	117	108	76
4	Cropper farms.....number..	2,481	94	209	245	384	469	179	180	122
5	Land in multiple-unit operations.....total acres..	299,282	1,292	7,842	12,368	27,837	43,599	19,536	22,100	17,910
6	Home farms.....acres..	221,204	539	4,198	7,011	17,828	27,523	13,463	15,364	13,396
7	Cropper farms.....acres..	78,078	753	3,644	5,357	10,009	16,076	6,073	6,736	4,514
8	Cropland harvested.....total acres..	107,933	941	5,120	7,910	15,367	21,527	9,279	9,262	6,251
9	Corn harvested for grain.....multiple units reporting..	1,661	52	182	202	327	343	124	109	73
10	subunits reporting..	3,243	66	289	348	572	648	254	240	169
11	acres..	43,135	367	2,026	3,067	6,061	8,577	4,216	3,825	2,754
12	bushels..	1,024,267	10,215	56,960	85,223	161,649	211,710	91,915	87,087	57,522
13	Cotton harvested.....multiple units reporting..	1,690	61	186	202	331	350	124	110	74
14	subunits reporting..	3,366	78	303	364	583	683	258	245	164
15	acres..	44,136	471	2,377	3,608	6,946	9,483	3,590	3,879	2,534
16	bales..	21,603	273	1,446	1,922	3,408	4,523	1,803	2,078	1,120
17	Tobacco harvested.....multiple units reporting..	.....	.....	.....	.....	.....	.....	.....	.....	.....
18	subunits reporting..	.....	.....	.....	.....	.....	.....	.....	.....	.....
19	acres..	.....	.....	.....	.....	.....	.....	.....	.....	.....
20	pounds..	.....	.....	.....	.....	.....	.....	.....	.....	.....
21	Rice harvested.....multiple units reporting..	(*)	(*)	(*)	(*)	(*)	(*)	(*)	(*)	(*)
22	subunits reporting..	(*)	(*)	(*)	(*)	(*)	(*)	(*)	(*)	(*)
23	acres..	(*)	(*)	(*)	(*)	(*)	(*)	(*)	(*)	(*)
24	bushels..	(*)	(*)	(*)	(*)	(*)	(*)	(*)	(*)	(*)
25	Peanuts harvested for picking or threshing.....multiple units reporting..	28	.....	.....	2	1	8	4	4	2
26	subunits reporting..	34	.....	.....	2	1	11	4	5	2
27	acres..	117	.....	.....	4	1	47	13	11	8
28	pounds..	48,258	.....	.....	3,000	500	17,516	6,458	6,831	2,950
29	Horses and mules.....multiple units reporting..	1,478	44	161	184	296	308	110	96	66
30	number..	4,595	93	352	459	791	958	382	365	240
Landlord-tenant operations containing multiple units:										
31	All subunits including home farm.....number..	5,304	204	485	548	813	992	378	389	242
32	Land in all subunits including home farm.....acres..	360,538	5,616	10,673	16,859	31,095	53,580	23,786	26,729	20,259
33	Owned by operator of multiple unit.....acres..	305,599	5,496	9,389	14,516	27,900	45,555	19,488	22,517	16,961
34	Rented by operator of multiple unit.....acres..	54,939	120	1,284	2,343	3,195	8,025	4,298	4,212	3,298
35	Subunits not included in multiple units. operators reporting..	559	25	50	67	79	107	38	37	22
36	number..	1,170	49	86	105	107	197	82	101	44
37	Share tenants.....number..	809	46	56	68	68	138	60	76	31
38	Other tenants, not croppers nor share tenants.....number..	361	3	30	37	39	59	22	25	13
39	Land in subunits not included in multiple units.....acres..	61,256	4,324	2,831	4,491	3,258	9,981	4,250	4,629	2,349

\* Not available.

BY SIZE OF UNIT: CENSUS OF 1950

those for cropland harvested and crops harvested relate to 1949]

The State—Continued				Area 1										
Size of unit—Con.			Total	Size of unit										
260 to 499 acres	500 to 999 acres	1,000 acres and over		Under 30 acres	30 to 49 acres	50 to 69 acres	70 to 99 acres	100 to 139 acres	140 to 179 acres	180 to 219 acres	220 to 259 acres	260 to 499 acres	500 to 999 acres	1,000 acres and over
2,230	1,267	897	2,066	26	89	123	276	347	254	180	148	372	161	90
6,584	4,890	5,435	6,258	52	181	259	594	776	612	471	422	1,273	808	810
2,144	1,231	886	1,957	23	75	99	255	321	246	176	144	367	161	90
4,440	3,659	4,549	4,301	29	106	160	339	455	366	295	278	906	647	720
789,552	881,650	2,089,350	581,667	464	3,515	7,481	23,243	41,046	39,800	35,448	34,923	131,103	109,468	155,176
604,183	726,204	1,902,716	454,763	180	1,658	3,808	14,608	27,548	28,950	26,250	26,176	102,272	90,195	133,118
185,369	155,446	186,634	126,904	284	1,857	3,673	8,635	13,498	10,850	9,198	8,747	28,831	19,273	22,058
268,561	222,657	304,686	273,589	316	2,447	5,028	13,759	25,155	23,150	18,916	19,189	61,424	44,638	59,567
2,153	1,198	853	1,903	14	76	106	252	319	239	169	140	350	151	87
5,229	3,757	4,151	4,241	16	109	166	412	558	452	347	313	883	509	476
98,514	75,964	87,953	74,657	78	776	1,509	4,715	7,677	7,843	5,760	5,406	16,908	11,162	12,823
1,685,635	1,353,588	1,616,426	1,504,580	1,772	16,164	28,010	83,526	138,193	138,221	111,224	104,231	346,306	228,052	308,881
2,050	1,132	813	2,017	22	82	122	265	339	253	179	147	364	177	87
5,063	3,738	4,333	5,543	29	133	216	494	692	553	419	380	1,142	727	758
91,075	72,688	95,304	147,888	208	1,420	3,037	7,216	13,547	12,151	10,127	10,126	32,855	24,566	32,635
43,107	36,507	50,206	83,370	106	715	1,517	3,781	7,356	6,184	5,669	5,414	18,163	14,392	20,073
3	.....	.....	6	.....	.....	.....	3	2	.....	1	.....	.....	.....	.....
4	.....	.....	6	.....	.....	.....	3	2	.....	1	.....	.....	.....	.....
34	.....	.....	17	.....	.....	.....	8	4	.....	5	.....	.....	.....	.....
20,104	.....	.....	22,543	.....	.....	.....	11,419	4,924	.....	6,200	.....	.....	.....	.....
(*)	(*)	(*)	(*)	(*)	(*)	(*)	(*)	(*)	(*)	(*)	(*)	(*)	(*)	(*)
724	428	211	3	.....	.....	.....	.....	.....	2	1	.....	.....	.....	.....
1,616	1,165	886	3	.....	.....	.....	.....	.....	2	1	.....	.....	.....	.....
27,613	21,992	15,830	3	.....	.....	.....	.....	.....	2	1	.....	.....	.....	.....
22,774,494	17,934,033	13,162,092	1,300	.....	.....	.....	.....	.....	1,000	300	.....	.....	.....	.....
1,938	1,105	775	1,548	9	50	76	189	258	197	137	116	308	133	75
7,910	6,409	8,003	5,920	23	114	209	517	696	523	431	388	1,220	867	932
8,643	7,177	11,634	7,847	61	227	320	702	898	699	561	494	1,621	1,107	1,157
908,089	1,027,521	2,403,724	679,585	1,593	5,468	10,227	28,030	51,304	43,513	41,938	38,620	150,415	129,228	179,249
705,160	815,419	1,989,231	440,895	1,541	4,528	8,620	20,422	35,147	28,687	27,174	20,967	89,109	82,216	122,484
202,929	212,102	414,493	238,690	52	940	1,607	7,608	16,157	14,826	14,764	17,653	61,306	47,012	56,765
921	724	698	672	9	24	33	66	82	65	49	45	145	94	60
2,059	2,287	6,199	1,589	9	46	61	108	122	87	90	72	348	299	347
1,080	1,086	2,020	954	2	30	36	68	86	51	62	51	210	170	188
979	1,201	4,179	635	7	16	25	40	36	36	28	21	138	129	159
118,537	145,871	314,374	97,918	1,129	1,953	2,746	4,787	10,256	3,713	6,490	3,697	19,312	15,760	24,073
Area 2—Continued				Areas 3 and A										
Size of unit—Con.			Total	Size of unit										
260 to 499 acres	500 to 999 acres	1,000 acres and over		Under 30 acres	30 to 49 acres	50 to 69 acres	70 to 99 acres	100 to 139 acres	140 to 179 acres	180 to 219 acres	220 to 259 acres	260 to 499 acres	500 to 999 acres	1,000 acres and over
181	62	20	928	21	47	87	117	133	86	94	68	181	66	28
559	213	82	2,314	43	95	176	242	282	188	222	166	498	252	150
176	59	20	878	20	44	85	108	127	80	87	65	171	63	28
383	154	62	1,436	23	51	91	134	155	108	135	101	327	189	122
62,774	42,157	41,867	244,942	396	1,841	5,656	10,410	16,380	13,462	18,577	16,118	64,683	45,155	52,264
47,689	34,457	39,736	186,033	204	1,050	3,488	6,718	10,806	9,326	12,519	11,674	50,177	35,627	44,444
15,085	7,700	2,131	58,909	192	791	2,168	3,692	5,574	4,136	6,058	4,444	14,506	9,528	7,820
19,471	8,894	3,911	77,122	227	940	2,762	5,239	7,559	5,418	7,289	5,809	20,503	11,370	10,006
171	59	19	885	19	42	84	110	128	80	89	66	178	62	27
450	151	56	1,818	21	53	130	191	229	139	180	132	413	197	133
7,846	2,995	1,401	30,215	128	404	1,276	2,101	3,042	2,128	2,689	2,449	7,866	4,132	4,000
176,585	59,731	25,640	595,965	3,047	9,245	28,735	37,839	64,073	44,881	55,191	52,951	136,898	86,299	76,806
175	58	19	856	13	39	77	109	123	80	88	63	175	62	27
460	163	65	1,768	16	54	113	184	218	139	180	131	401	199	133
7,511	2,527	1,210	31,510	72	376	1,064	2,428	2,995	2,253	3,201	2,278	8,847	4,523	3,473
3,356	1,201	473	13,864	32	185	511	1,027	1,536	918	1,430	1,016	3,727	2,030	1,452
.....	.....	.....	.....	.....	.....	.....	.....	.....	.....	.....	.....	.....	.....	.....
.....	.....	.....	.....	.....	.....	.....	.....	.....	.....	.....	.....	.....	.....	.....
.....	.....	.....	.....	.....	.....	.....	.....	.....	.....	.....	.....	.....	.....	.....
.....	.....	.....	.....	.....	.....	.....	.....	.....	.....	.....	.....	.....	.....	.....
(*)	(*)	(*)	(*)	(*)	(*)	(*)	(*)	(*)	(*)	(*)	(*)	(*)	(*)	(*)
6	1	.....	25	.....	3	2	6	1	3	.....	1	6	2	1
8	1	.....	29	.....	3	2	7	2	3	.....	2	6	3	1
32	1	.....	38	.....	4	1	9	6	3	.....	1	10	3	26
10,703	300	.....	19,433	.....	996	900	3,877	3,800	810	.....	220	6,730	1,800	300
150	47	16	720	13	36	78	75	107	69	76	50	141	52	23
621	224	110	2,389	20	59	191	183	290	191	227	161	555	316	196
789	299	165	2,922	51	104	196	290	315	243	269	213	634	370	237
73,418	49,141	49,382	275,752	1,019	1,954	5,951	12,812	18,005	16,521	20,683	18,405	71,770	52,122	56,510
60,384	37,991	45,402	227,055	971	1,904	5,546	10,521	14,828	13,184	17,204	15,199	55,923	43,075	48,700
13,034	11,150	3,980	48,697	48	50	405	2,291	3,177	3,377	3,479	3,206	15,847	9,047	7,810
85	34	15	293	6	7	17	24	23	35	27	27	68	40	19
230	86	83	608	8	9	20	48	33	55	47	47	136	118	87
164	45	57	409	3	6	8	32	22	30	31	34	91	80	72
66	41	26	199	5	3	12	16	11	25	16	13	45	38	15
10,644	6,984	7,515	30,810	623	113	295	2,402	1,625	3,059	2,106	2,287	7,087	6,967	4,246

## MULTIPLE-UNIT OPERATIONS

Economic Area Table 1.— MULTIPLE-UNIT OPERATIONS,  
[Data for units, land in units, and number of horses and mules relate to April 1, 1950;

Item (For definitions and explanations, see text)	Areas 4 and B								
	Total	Size of unit							
		Under 30 acres	30 to 49 acres	50 to 69 acres	70 to 99 acres	100 to 139 acres	140 to 179 acres	180 to 219 acres	220 to 259 acres
1 Multiple-unit operations.....number..	1,023	5	34	53	125	149	121	78	86
2 Subunits in multiple-unit operations.....total number..	2,674	8	68	107	260	327	268	180	216
3 Home farms.....number..	973	5	31	47	114	140	114	77	80
4 Cropper farms.....number..	1,701	3	37	60	146	187	154	103	136
5 Land in multiple-unit operations.....total acres..	410,433	111	1,339	3,130	10,469	17,796	18,718	15,405	20,389
6 Home farms.....acres..	337,782	66	679	1,687	6,307	11,467	13,369	12,238	15,469
7 Cropper farms.....acres..	72,651	45	660	1,443	4,162	6,329	5,349	3,167	4,920
8 Cropland harvested.....total acres..	80,764	52	681	1,460	4,896	6,993	6,362	4,547	5,345
9 Corn harvested for grain.....multiple units reporting..	983	4	29	49	123	145	115	74	82
10 subunits reporting.....	2,157	5	45	74	198	266	216	150	175
11 acres..	34,109	32	361	733	2,327	3,384	2,932	2,215	2,566
12 bushels..	517,166	410	6,172	10,492	36,908	52,133	42,555	32,653	43,479
13 Cotton harvested.....multiple units reporting..	911	3	25	43	117	134	104	69	78
14 subunits reporting.....	1,874	3	32	57	176	220	182	129	152
15 acres..	26,614	20	230	486	1,669	2,326	2,198	1,581	1,789
16 bales..	11,691	12	98	216	759	940	952	735	761
17 Tobacco harvested.....multiple units reporting..	.....	.....	.....	.....	.....	.....	.....	.....	.....
18 subunits reporting.....	.....	.....	.....	.....	.....	.....	.....	.....	.....
19 acres..	.....	.....	.....	.....	.....	.....	.....	.....	.....
20 pounds..	.....	.....	.....	.....	.....	.....	.....	.....	.....
21 Rice harvested.....multiple units reporting..	.....	.....	.....	.....	.....	.....	.....	.....	.....
22 subunits reporting.....	.....	.....	.....	.....	.....	.....	.....	.....	.....
23 acres..	(*)	(*)	(*)	(*)	(*)	(*)	(*)	(*)	(*)
24 bushels..	.....	.....	.....	.....	.....	.....	.....	.....	.....
25 Peanuts harvested for picking	.....	.....	.....	.....	.....	.....	.....	.....	.....
26 or threshing.....multiple units reporting..	58	.....	.....	1	6	5	4	5	10
27 subunits reporting.....	96	.....	.....	1	7	6	6	9	12
28 acres..	414	.....	.....	1	19	6	10	64	33
29 pounds..	218,888	.....	.....	200	6,125	1,775	3,170	12,740	17,775
30 Horses and mules.....multiple units reporting..	946	3	25	45	112	139	114	75	83
number..	3,639	5	47	109	245	417	318	217	271
Landlord-tenant operations containing multiple units:	.....	.....	.....	.....	.....	.....	.....	.....	.....
31 All subunits including home farm.....number..	3,665	12	77	126	291	377	294	211	261
32 Land in all subunits including home farm.....acres..	470,040	545	1,639	3,754	12,288	20,835	19,872	16,540	25,152
33 Owned by operator of multiple unit.....acres..	422,655	513	1,454	3,405	11,515	19,365	17,978	14,860	23,500
34 Rented by operator of multiple unit.....acres..	47,385	32	185	349	773	1,470	1,894	1,680	1,652
35 Subunits not included in multiple units.....operators reporting..	332	3	8	11	26	33	19	20	29
36 number..	991	4	9	19	31	50	26	31	45
37 Share tenants.....number..	373	3	5	8	12	37	14	13	19
38 Other tenants, not croppers nor share tenants.....number..	618	1	4	11	19	13	12	18	26
39 Land in subunits not included in multiple units.....acres..	59,607	434	300	624	1,819	3,039	1,154	1,135	4,763

Item (For definitions and explanations, see text)	Areas 6 and C								
	Total	Size of unit							
		Under 30 acres	30 to 49 acres	50 to 69 acres	70 to 99 acres	100 to 139 acres	140 to 179 acres	180 to 219 acres	220 to 259 acres
1 Multiple-unit operations.....number..	1,543	38	86	101	97	100	84	88	85
2 Subunits in multiple-unit operations.....total number..	5,743	77	189	246	225	254	214	228	278
3 Home farms.....number..	1,445	26	64	78	87	90	81	86	82
4 Cropper farms.....number..	4,298	51	125	168	138	164	133	142	196
5 Land in multiple-unit operations.....total acres..	1,311,934	730	3,271	6,381	8,688	11,891	13,253	17,472	20,227
6 Home farms.....acres..	1,202,922	265	1,740	3,635	6,110	8,169	10,124	14,106	15,845
7 Cropper farms.....acres..	109,012	465	1,531	2,746	2,578	3,722	3,129	3,366	4,382
8 Cropland harvested.....total acres..	208,175	580	2,333	3,805	4,146	4,856	4,898	5,665	6,560
9 Corn harvested for grain.....multiple units reporting..	1,441	33	80	90	94	92	82	85	78
10 subunits reporting.....	4,515	49	152	172	196	202	179	191	213
11 acres..	63,004	245	995	1,509	1,822	2,013	2,040	2,317	2,270
12 bushels..	1,110,234	4,004	13,035	22,271	30,976	34,608	34,910	45,417	35,770
13 Cotton harvested.....multiple units reporting..	1,389	33	80	93	89	87	74	83	78
14 subunits reporting.....	4,424	49	147	190	180	188	160	186	216
15 acres..	60,115	282	1,100	1,730	1,738	2,075	1,696	2,272	2,741
16 bales..	29,852	150	479	880	883	1,130	773	1,173	1,341
17 Tobacco harvested.....multiple units reporting..	.....	.....	.....	.....	.....	.....	.....	.....	.....
18 subunits reporting.....	.....	.....	.....	.....	.....	.....	.....	.....	.....
19 acres..	.....	.....	.....	.....	.....	.....	.....	.....	.....
20 pounds..	.....	.....	.....	.....	.....	.....	.....	.....	.....
21 Rice harvested.....multiple units reporting..	.....	.....	.....	.....	.....	.....	.....	.....	.....
22 subunits reporting.....	.....	.....	.....	.....	.....	.....	.....	.....	.....
23 acres..	(*)	(*)	(*)	(*)	(*)	(*)	(*)	(*)	(*)
24 bushels..	.....	.....	.....	.....	.....	.....	.....	.....	.....
25 Peanuts harvested for picking	.....	.....	.....	.....	.....	.....	.....	.....	.....
26 or threshing.....multiple units reporting..	261	2	8	10	14	19	21	16	19
27 subunits reporting.....	438	3	9	10	17	27	35	23	29
28 acres..	1,701	3	15	22	70	92	124	82	77
29 pounds..	819,539	816	5,034	17,209	31,894	33,534	61,757	34,959	29,647
30 Horses and mules.....multiple units reporting..	1,276	24	62	75	77	82	76	77	76
number..	7,191	55	147	200	206	245	258	265	262
Landlord-tenant operations containing multiple units:	.....	.....	.....	.....	.....	.....	.....	.....	.....
31 All subunits including home farm.....number..	11,160	105	254	383	294	324	274	316	410
32 Land in all subunits including home farm.....acres..	1,563,253	1,865	5,898	15,189	13,553	14,198	16,205	21,200	31,344
33 Owned by operator of multiple unit.....acres..	1,235,616	1,571	4,612	12,465	10,947	12,014	13,488	18,233	24,069
34 Rented by operator of multiple unit.....acres..	327,637	294	1,286	2,724	2,606	2,184	2,717	2,967	7,275
35 Subunits not included in multiple units.....operators reporting..	837	13	30	43	36	25	28	38	41
36 number..	5,417	28	65	137	69	70	60	88	132
37 Share tenants.....number..	1,389	8	25	27	20	13	20	19	19
38 Other tenants, not croppers nor share tenants.....number..	4,028	20	40	110	49	57	45	68	113
39 Land in subunits not included in multiple units.....acres..	251,319	1,135	2,627	8,808	4,865	2,307	2,952	3,728	11,117

\* Not available.

BY SIZE OF UNIT: CENSUS OF 1950—Continued

those for cropland harvested and crops harvested relate to 1949]

Areas 4 and B—Continued				Area 5												
Size of unit—Continued			Total	Size of unit											1,000 acres and over	
260 to 499 acres	500 to 999 acres	1,000 acres and over		Under 30 acres	30 to 49 acres	50 to 69 acres	70 to 99 acres	100 to 139 acres	140 to 179 acres	180 to 219 acres	220 to 259 acres	260 to 499 acres	500 to 999 acres			
179	112	81	1,953	41	95	161	212	287	209	180	131	336	174	127	1	
475	386	379	5,241	77	192	335	442	626	467	408	321	919	673	781	2	
176	108	81	1,877	39	84	154	197	276	201	174	129	327	172	124	3	
299	278	298	3,364	38	108	181	245	350	266	234	192	592	501	657	4	
62,014	77,583	183,479	673,079	807	3,707	10,800	17,896	35,291	32,845	35,796	30,965	118,078	119,628	267,266	5	
48,176	62,401	165,923	554,307	45	1,953	6,810	11,396	25,200	23,764	26,823	24,002	94,889	101,779	237,646	6	
13,838	15,182	17,556	118,772	762	1,754	3,990	6,500	10,091	9,081	8,973	6,963	23,189	17,849	29,620	7	
15,819	15,476	19,133	157,075	639	2,093	5,777	8,470	14,829	11,489	11,587	9,415	28,573	25,908	38,295	8	
177	106	79	1,870	30	81	152	205	279	205	177	128	327	167	119	9	
406	304	318	4,257	48	117	252	370	532	401	345	266	760	543	623	10	
7,275	5,836	6,448	69,596	316	967	2,614	4,079	7,278	5,294	5,473	4,275	13,351	11,095	14,854	11	
101,046	92,123	99,175	1,329,039	6,487	18,198	50,759	80,437	133,305	102,268	104,825	81,575	247,893	214,861	288,431	12	
168	96	74	1,832	28	77	148	198	276	199	171	126	323	167	119	13	
354	279	290	4,078	39	107	235	322	489	365	331	260	724	553	653	14	
5,141	5,124	6,050	58,789	265	808	2,247	3,071	5,772	4,560	4,498	3,509	10,849	10,586	12,624	15	
2,185	2,210	2,823	28,291	155	406	998	1,520	2,734	2,101	2,103	1,576	4,702	5,566	6,430	16	
.....	.....	.....	.....	.....	.....	.....	.....	.....	.....	.....	.....	.....	.....	.....	17	
.....	.....	.....	.....	.....	.....	.....	.....	.....	.....	.....	.....	.....	.....	.....	18	
.....	.....	.....	.....	.....	.....	.....	.....	.....	.....	.....	.....	.....	.....	.....	19	
.....	.....	.....	.....	.....	.....	.....	.....	.....	.....	.....	.....	.....	.....	.....	20	
.....	.....	.....	.....	.....	.....	.....	.....	.....	.....	.....	.....	.....	.....	.....	21	
(*)	(*)	(*)	(*)	(*)	(*)	(*)	(*)	(*)	(*)	(*)	(*)	(*)	(*)	(*)	22	
.....	.....	.....	.....	.....	.....	.....	.....	.....	.....	.....	.....	.....	.....	.....	23	
.....	.....	.....	.....	.....	.....	.....	.....	.....	.....	.....	.....	.....	.....	.....	24	
10	10	7	132	1	4	11	17	13	21	10	16	20	13	6	25	
19	19	17	171	1	6	14	18	13	25	11	23	24	23	13	26	
35	160	86	310	1	5	13	21	24	39	15	22	41	74	55	27	
16,695	118,510	41,898	161,785	650	886	2,118	9,558	6,309	15,693	7,750	7,685	19,175	62,291	29,670	28	
169	102	79	1,745	29	69	140	191	250	195	169	121	303	160	118	29	
712	571	727	6,087	53	127	330	473	672	567	530	410	1,114	792	1,019	30	
.....	.....	.....	.....	.....	.....	.....	.....	.....	.....	.....	.....	.....	.....	.....	31	
583	577	856	6,891	91	238	390	509	751	555	477	449	1,195	930	1,306	32	
67,429	91,324	210,662	751,178	1,668	5,129	13,489	20,681	39,939	37,838	38,422	35,716	130,382	133,250	294,664	33	
58,265	80,603	191,197	649,156	1,497	4,698	11,622	18,658	35,592	33,660	33,289	31,774	110,498	109,970	257,898	34	
9,164	10,721	19,465	102,022	171	431	1,867	2,023	4,347	4,178	3,942	3,942	19,884	23,280	36,766	35	
68	58	57	628	9	19	30	40	64	54	49	52	139	78	94	36	
108	191	477	1,650	14	46	60	77	125	88	69	128	276	257	355	37	
36	85	143	803	2	23	19	37	42	56	34	82	128	127	253	38	
72	106	334	847	12	23	36	30	83	32	35	46	148	130	272	37	
5,415	13,741	27,183	78,099	861	1,422	2,689	2,785	4,648	4,993	2,626	4,751	12,304	13,622	27,398	39	

Areas 6 and C—Continued				Area 7a												
Size of unit—Continued			Total	Size of unit											1,000 acres and over	
260 to 499 acres	500 to 999 acres	1,000 acres and over		Under 30 acres	30 to 49 acres	50 to 69 acres	70 to 99 acres	100 to 139 acres	140 to 179 acres	180 to 219 acres	220 to 259 acres	260 to 499 acres	500 to 999 acres			
243	273	348	3,067	17	61	105	375	521	212	316	230	690	369	171	1	
796	1,108	2,128	8,299	36	122	217	771	1,134	473	743	562	1,949	1,315	977	2	
237	269	345	2,832	13	57	91	337	479	192	294	212	642	349	166	3	
559	839	1,783	5,467	23	65	126	434	655	281	449	350	1,307	966	811	4	
89,693	194,704	945,624	1,112,509	351	2,389	6,288	33,459	67,160	33,611	62,404	54,639	244,167	257,274	350,767	5	
75,565	174,200	893,163	823,619	106	1,053	2,805	17,041	40,118	20,365	41,613	35,818	171,174	195,130	298,396	6	
14,128	20,504	52,461	288,890	245	1,336	3,483	16,418	27,042	13,246	20,791	18,821	72,993	62,144	52,371	7	
24,995	38,048	112,289	356,114	268	1,613	4,155	20,496	36,400	17,207	29,327	24,764	93,388	72,505	55,991	8	
232	252	323	2,950	12	58	96	352	501	204	305	225	675	353	169	9	
641	865	1,655	6,624	16	74	144	575	937	371	597	448	1,594	1,074	794	10	
9,979	12,875	27,339	127,320	129	750	1,731	7,742	14,352	5,974	10,825	8,495	33,940	25,002	18,380	11	
157,212	242,555	489,476	1,819,356	2,030	10,819	22,927	109,617	198,266	80,537	148,320	115,434	478,628	378,240	274,538	12	
219	238	315	2,601	11	45	84	323	454	179	261	192	593	310	149	13	
603	839	1,666	5,424	15	56	120	464	741	292	466	353	1,314	893	710	14	
8,725	11,037	26,719	66,897	75	327	1,909	3,182	7,684	3,185	4,955	4,307	16,128	13,264	11,881	15	
4,438	5,698	12,907	26,131	39	149	539	1,564	2,846	1,228	1,818	1,650	5,865	4,788	5,645	16	
.....	.....	.....	.....	.....	.....	.....	.....	.....	.....	.....	.....	.....	.....	.....	17	
.....	.....	.....	.....	.....	.....	.....	.....	.....	.....	.....	.....	.....	.....	.....	18	
.....	.....	.....	.....	.....	.....	.....	.....	.....	.....	.....	.....	.....	.....	.....	19	
.....	.....	.....	.....	.....	.....	.....	.....	.....	.....	.....	.....	.....	.....	.....	20	
.....	.....	.....	.....	.....	.....	.....	.....	.....	.....	.....	.....	.....	.....	.....	21	
(*)	(*)	(*)	(*)	(*)	(*)	(*)	(*)	(*)	(*)	(*)	(*)	(*)	(*)	(*)	22	
.....	.....	.....	.....	.....	.....	.....	.....	.....	.....	.....	.....	.....	.....	.....	23	
.....	.....	.....	.....	.....	.....	.....	.....	.....	.....	.....	.....	.....	.....	.....	24	
50	58	44	2,688	6	35	79	319	449	191	285	214	626	334	150	25	
83	98	104	5,857	9	40	114	466	751	338	525	397	1,468	1,005	744	26	
297	516	403	99,442	49	262	836	5,103	9,157	5,066	8,299	7,304	27,128	21,080	15,158	27	
144,326	283,799	176,564	82,502,164	45,800	192,767	681,757	4,388,970	7,453,514	4,116,230	7,052,545	5,852,288	22,528,065	17,362,793	12,827,435	28	
228	228	283	2,709	9	46	80	335	454	190	285	204	609	341	156	29	
1,028	1,491	3,030	10,931	14	84	162	855	1,282	542	919	734	2,565	1,975	1,799	30	
.....	.....	.....	.....	.....	.....	.....	.....	.....	.....	.....	.....	.....	.....	.....	31	
1,135	1,837	5,828	11,032	40	147	269	906	1,373	570	914	680	2,538	1,851	1,744	31	
103,129	234,940	1,105,732	1,306,032	675	3,551	9,044	41,120	83,599	40,403	71,946	64,253	293,945	300,068	397,428	32	
76,566	182,960	878,691	1,102,005	644	3,066	7,944	35,763	72,049	32,590	57,691	54,792	239,006	247,836	350,624	33	
26,563	51,980	227,041	204,027	31	485	1,100	5,357	11,550	7,813	14,255	9,461	54,939	52,232	46,804	34	
113	174	296	1,148	3	18	30	143	58	13	101	74	284	219	133	35	
339	729	3,700	2,733	4	25	52	85	239	97	171	118	589	536	767	36	
75	253	914	1,412	1	18	27	67	120	50	82	63	367	302	315	37	
264	476	2,786	1,321	3	7	25	68	119	47	89	55	222	234	452	38	
13,436	40,236	160,108	193,523	324	1,162	2,756	7,661	16,439	6,792	9,542	9,614	49,778	42,794	46,661	39	

## MULTIPLE-UNIT OPERATIONS

Economic Area Table 1.— MULTIPLE-UNIT OPERATIONS,

[Data for units, land in units, and number of horses and mules relate to April 1, 1950;

Item (For definitions and explanations, see text)	Area 7b									
	Total	Size of unit								
		Under 30 acres	30 to 49 acres	50 to 69 acres	70 to 99 acres	100 to 139 acres	140 to 179 acres	180 to 219 acres	220 to 259 acres	
1 Multiple-unit operations.....number..	221	3	13	15	30	23	17	10	15	
2 Subunits in multiple-unit operations.....total number..	531	6	26	31	65	49	35	23	34	
3 Home farms.....number..	215	3	11	14	27	23	17	10	15	
4 Cropper farms.....number..	316	3	15	17	38	26	18	13	19	
5 Land in multiple-unit operations.....total acres..	125,935	61	506	902	2,534	2,668	2,674	1,959	3,611	
6 Home farms.....acres..	118,933	29	299	642	1,880	2,131	2,196	1,684	3,075	
7 Cropper farms.....acres..	7,002	32	207	260	654	537	478	275	536	
8 Cropland harvested.....total acres..	12,140	36	320	504	936	824	848	395	700	
9 Corn harvested for grain.....multiple units reporting..	208	3	12	15	26	23	15	10	14	
10 subunits reporting..	417	4	22	27	47	42	27	19	22	
11 acres..	7,213	18	182	304	501	553	470	250	393	
12 bushels..	120,043	255	2,880	4,480	6,500	10,110	6,745	3,645	7,430	
13 Cotton harvested.....multiple units reporting..	171	2	11	14	21	19	14	8	11	
14 subunits reporting..	299	2	18	20	36	30	25	12	16	
15 acres..	2,497	9	122	91	221	210	224	51	175	
16 bales..	1,278	3	51	51	98	94	118	24	87	
17 Tobacco harvested.....multiple units reporting..	.....	.....	.....	.....	.....	.....	.....	.....	.....	
18 subunits reporting..	.....	.....	.....	.....	.....	.....	.....	.....	.....	
19 acres..	.....	.....	.....	.....	.....	.....	.....	.....	.....	
20 pounds..	.....	.....	.....	.....	.....	.....	.....	.....	.....	
21 Rice harvested.....multiple units reporting..	.....	.....	.....	.....	.....	.....	.....	.....	.....	
22 subunits reporting..	.....	.....	.....	.....	.....	.....	.....	.....	.....	
23 acres..	(*)	(*)	(*)	(*)	(*)	(*)	(*)	(*)	(*)	
24 bushels..	.....	.....	.....	.....	.....	.....	.....	.....	.....	
25 Peanuts harvested for picking	.....	.....	.....	.....	.....	.....	.....	.....	.....	
26 or threshing.....multiple units reporting..	24	.....	1	3	2	5	.....	2	.....	
27 subunits reporting..	26	.....	1	3	2	6	.....	3	.....	
28 acres..	32	.....	.....	8	1	4	.....	1	.....	
29 pounds..	12,900	.....	100	5,160	350	1,740	.....	585	.....	
30 Horses and mules.....multiple units reporting..	189	3	7	13	27	21	13	8	13	
number..	597	5	12	26	53	44	34	19	30	
Landlord-tenant operations containing multiple units:										
31 All subunits including home farm.....number..	875	8	30	32	90	60	47	30	46	
32 Land in all subunits including home farm.....acres..	147,671	82	566	921	2,974	2,809	2,932	4,462	3,832	
33 Owned by operator of multiple unit.....acres..	124,499	75	387	734	2,586	2,553	2,336	4,454	3,132	
34 Rented by operator of multiple unit.....acres..	23,172	7	179	187	388	256	596	8	700	
35 Subunits not included in multiple units.....operators reporting..	102	1	3	1	13	6	10	4	7	
36 number..	344	2	4	1	25	11	12	7	12	
37 Share tenants.....number..	115	.....	2	.....	12	2	4	1	5	
38 Other tenants, not croppers nor share tenants.....number..	229	2	2	1	13	9	8	6	7	
39 Land in subunits not included in multiple units.....acres..	21,736	21	60	19	440	141	258	2,503	221	

\* Not available.

BY SIZE OF UNIT: CENSUS OF 1950—Continued

those for cropland harvested and crops harvested relate to 1949]

Area 7b—Continued			Areas 8 and D												
Size of unit—Con.			Total	Size of unit										1,000 acres and over	
250 to 499 acres	500 to 999 acres	1,000 acres and over		Under 30 acres	30 to 49 acres	50 to 69 acres	70 to 99 acres	100 to 139 acres	140 to 179 acres	180 to 219 acres	220 to 259 acres	260 to 499 acres	500 to 999 acres		
33	40	22	118	7	14	19	6	17	6	4	10	15	10	10	1
75	101	86	293	14	28	39	13	34	14	8	27	40	34	42	2
33	40	22	114	7	14	18	5	16	6	4	9	15	10	10	3
42	61	64	179	7	14	21	8	18	8	4	18	25	24	32	4
11,596	28,732	70,692	43,271	156	554	1,321	487	2,059	917	816	2,353	5,444	6,949	22,215	5
10,639	26,818	69,540	35,475	80	300	714	260	1,193	712	446	1,821	3,602	5,597	20,750	6
957	1,914	1,152	7,796	76	254	607	227	866	205	370	532	1,842	1,352	1,465	7
1,644	3,355	2,578	12,276	106	318	625	212	1,151	493	380	868	2,744	2,463	2,916	8
30	39	21	103	7	10	15	5	17	6	4	8	13	9	9	9
56	86	65	193	8	15	22	9	23	10	7	14	26	28	31	10
997	1,895	1,650	4,727	55	119	325	152	513	225	251	305	752	972	1,058	11
19,712	29,652	28,634	103,245	1,130	2,504	5,596	2,491	9,909	3,386	4,525	5,429	21,355	22,075	24,845	12
21	34	16	84	4	8	14	3	13	4	4	5	12	10	7	13
39	61	40	155	6	10	21	4	20	8	6	12	26	24	18	14
337	664	403	2,282	35	56	164	29	297	106	84	113	682	407	309	15
179	329	244	1,409	22	17	82	22	164	54	59	45	492	293	159	16
.....	.....	.....	.....	.....	.....	.....	.....	.....	.....	.....	.....	.....	.....	.....	17
.....	.....	.....	.....	.....	.....	.....	.....	.....	.....	.....	.....	.....	.....	.....	18
.....	.....	.....	.....	.....	.....	.....	.....	.....	.....	.....	.....	.....	.....	.....	19
.....	.....	.....	.....	.....	.....	.....	.....	.....	.....	.....	.....	.....	.....	.....	20
(*)	(*)	(*)	(*)	(*)	(*)	(*)	(*)	(*)	(*)	(*)	(*)	(*)	(*)	(*)	21
(*)	(*)	(*)	(*)	(*)	(*)	(*)	(*)	(*)	(*)	(*)	(*)	(*)	(*)	(*)	22
(*)	(*)	(*)	(*)	(*)	(*)	(*)	(*)	(*)	(*)	(*)	(*)	(*)	(*)	(*)	23
(*)	(*)	(*)	(*)	(*)	(*)	(*)	(*)	(*)	(*)	(*)	(*)	(*)	(*)	(*)	24
3	7	1	28	1	5	8	.....	3	1	.....	2	3	3	2	25
3	7	1	43	1	6	8	.....	3	3	.....	2	5	9	6	26
3	14	1	446	3	21	42	.....	6	19	.....	18	67	144	126	27
800	4,040	125	312,470	4,000	15,240	26,730	.....	4,300	17,000	.....	10,600	48,000	100,500	86,100	28
30	35	19	77	5	9	13	.....	11	4	.....	8	8	7	6	29
77	136	161	201	7	16	22	.....	10	27	.....	21	18	37	29	30
104	165	263	362	14	31	45	.....	14	40	.....	33	44	41	78	31
11,928	30,248	86,917	45,282	156	572	1,468	.....	522	2,160	.....	2,618	5,673	7,200	23,180	32
10,872	24,053	73,317	40,806	156	572	1,445	.....	522	917	.....	2,528	4,537	6,715	20,918	33
1,056	6,195	13,600	4,476	.....	.....	23	.....	228	1,932	.....	700	781	1,136	2,262	34
16	24	17	32	.....	.....	5	.....	1	217	.....	35	90	485	2,262	35
29	64	177	69	.....	.....	3	.....	5	.....	.....	.....	5	3	7	35
6	20	63	26	.....	.....	6	.....	1	.....	.....	.....	6	4	7	36
23	44	114	43	.....	.....	1	.....	6	.....	.....	.....	1	3	4	37
332	1,516	16,225	2,011	.....	.....	2	.....	5	.....	.....	.....	5	3	21	38
.....	.....	.....	.....	.....	.....	5	.....	1	.....	.....	.....	1	1	3	39
.....	.....	.....	.....	.....	.....	18	.....	35	.....	.....	.....	265	229	251	965



MULTIPLE-UNIT OPERATIONS

Economic Area Table 2.—MULTIPLE-UNIT OPERATIONS, BY COLOR

[Data for units, land in units, and number of horses and mules relate to April 1, 1950;

Item (For definitions and explanations, see text)	The State											
	All operators			Color and tenure of operator								
	Total	White	Non-white	Full owners			Part owners			Managers		
				Total	White	Non-white	Total	White	Non-white	Total	White	Non-white
1 Multiple-unit operations.....number..	12,660	11,837	823	8,104	7,699	405	3,184	2,960	224	95	93	2
2 Subunits in multiple-unit operations..total number..	35,487	33,553	1,934	21,070	20,161	909	10,581	9,998	583	547	542	5
3 Home farms.....number..	11,944	11,128	816	7,451	7,052	399	3,140	2,916	224	91	89	2
4 Cropper farms.....number..	23,543	22,425	1,118	13,619	13,109	510	7,441	7,082	359	456	453	3
5 Land in multiple-unit operations.....total acres..	4,803,052	4,648,085	154,967	2,612,871	2,547,555	65,316	1,680,048	1,617,947	62,101	171,322	171,102	220
6 Home farms.....acres..	3,935,038	3,805,533	129,505	2,081,363	2,028,817	52,546	1,425,753	1,371,577	54,176	153,317	153,168	149
7 Cropper farms.....acres..	868,014	842,552	25,462	531,508	518,738	12,770	254,295	246,370	7,925	18,005	17,934	71
8 Cropland harvested.....total acres..	1,285,188	1,233,580	52,608	653,696	633,422	20,274	472,086	452,104	19,982	27,724	27,645	79
9 Corn harvested for grain..multiple units reporting..	12,004	11,225	779	7,648	7,260	388	3,041	2,829	212	91	89	2
10 subunits reporting..	27,465	25,911	1,554	16,113	15,375	738	8,308	7,854	454	409	405	4
11 acres..	453,976	433,846	20,130	246,667	238,438	8,229	153,187	145,811	7,376	7,575	7,529	46
12 bushels..	8,123,895	7,860,324	263,571	4,355,358	4,251,595	103,763	2,835,741	2,730,560	105,181	168,740	167,740	1,000
13 Cotton harvested.....multiple units reporting..	11,551	10,784	767	7,248	6,882	366	2,995	2,782	213	91	89	2
14 subunits reporting..	26,931	25,368	1,563	15,038	14,362	676	8,625	8,128	497	462	459	3
15 acres..	440,728	420,223	20,505	203,636	196,835	6,801	169,652	161,457	8,195	9,780	9,750	30
16 bales..	217,489	209,102	8,387	94,867	92,422	2,445	88,062	84,422	3,640	5,206	5,193	13
17 Tobacco harvested.....multiple units reporting..	17	16	1	13	12	1	2	2	.....	.....	.....	.....
18 subunits reporting..	20	19	1	15	14	1	3	3	.....	.....	.....	.....
19 acres..	80	79	1	63	62	1	10	10	.....	.....	.....	.....
20 pounds..	71,987	70,415	1,572	52,503	50,931	1,572	8,100	8,100	.....	.....	.....	.....
21 Rice harvested.....multiple units reporting..	(*)	(*)	(*)	(*)	(*)	(*)	(*)	(*)	(*)	(*)	(*)	(*)
22 subunits reporting..	(*)	(*)	(*)	(*)	(*)	(*)	(*)	(*)	(*)	(*)	(*)	(*)
23 acres..	(*)	(*)	(*)	(*)	(*)	(*)	(*)	(*)	(*)	(*)	(*)	(*)
24 bushels..	(*)	(*)	(*)	(*)	(*)	(*)	(*)	(*)	(*)	(*)	(*)	(*)
25 Peanuts harvested for picking or threshing.....multiple units reporting..	3,247	2,993	254	2,091	1,963	128	854	783	71	17	17	.....
26 subunits reporting..	6,697	6,260	437	4,139	3,921	218	1,954	1,829	125	89	89	.....
27 acres..	102,503	99,353	3,150	58,627	57,233	1,394	33,862	32,923	939	1,536	1,536	.....
28 pounds..	84,096,737	82,216,361	1,880,376	47,141,300	46,398,707	742,593	28,426,894	27,899,915	526,979	1,278,447	1,278,447	.....
29 Horses and mules.....multiple units reporting..	10,688	9,951	737	6,839	6,474	365	2,758	2,597	201	85	83	2
30 number..	41,550	38,962	2,588	24,410	23,311	1,099	12,917	12,052	865	817	813	4
31 Landlord-tenant operations containing multiple units:												
32 All subunits including home farm.....number..	50,058	47,431	2,627	29,947	28,757	1,190	15,134	14,239	895	1,089	1,076	13
33 Land in all subunits including home farm..acres..	5,599,331	5,423,858	175,473	3,098,590	3,025,651	72,939	1,927,658	1,855,443	72,215	204,774	204,232	542
34 Owned by operator of multiple unit..acres..	4,548,286	4,442,334	105,952	3,098,590	3,025,651	72,939	1,270,429	1,231,716	32,713	179,267	178,967	300
35 Rented by operator of multiple unit.....acres..	1,051,045	981,524	69,521	.....	.....	.....	657,229	617,727	39,502	25,507	25,265	242
36 Subunits not included in multiple units.....operators reporting..	4,603	4,326	277	2,986	2,845	141	1,288	1,192	96	61	60	1
37 number..	14,571	13,878	693	8,877	8,596	281	4,553	4,241	312	542	534	8
38 Share tenants.....number..	6,290	6,063	227	3,915	3,832	83	1,954	1,852	102	176	170	6
39 Other tenants, not croppers nor share tenants.....number..	8,281	7,815	466	4,962	4,764	198	2,599	2,389	210	366	364	2
Land in subunits not included in multiple units.....acres..	796,279	775,773	20,506	485,719	478,096	7,623	247,610	237,496	10,114	33,452	33,130	322

Item (For definitions and explanations, see text)	Area 2											
	All operators			Color and tenure of operator								
	Total	White	Non-white	Full owners			Part owners			Managers		
				Total	White	Non-white	Total	White	Non-white	Total	White	Non-white
1 Multiple-unit operations.....number..	1,741	1,738	3	1,248	1,247	1	350	348	2	2	2	.....
2 Subunits in multiple-unit operations..total number..	4,134	4,128	6	2,921	2,919	2	890	886	4	8	8	.....
3 Home farms.....number..	1,653	1,650	3	1,163	1,162	1	348	346	2	2	2	.....
4 Cropper farms.....number..	2,481	2,478	3	1,758	1,757	1	542	540	2	6	6	.....
5 Land in multiple-unit operations.....total acres..	299,282	299,074	208	184,105	184,097	48	86,019	85,859	160	2,049	2,049	.....
6 Home farms.....acres..	221,204	221,055	149	128,791	128,764	27	69,070	68,948	122	1,867	1,867	.....
7 Cropper farms.....acres..	78,078	78,019	59	55,314	55,293	21	16,949	16,911	38	182	182	.....
8 Cropland harvested.....total acres..	107,933	107,848	85	67,944	67,920	24	28,675	28,614	61	193	193	.....
9 Corn harvested for grain..multiple units reporting..	1,661	1,658	3	1,188	1,187	1	333	331	2	2	2	.....
10 subunits reporting..	3,243	3,239	4	2,258	2,257	1	711	708	3	7	7	.....
11 acres..	43,135	43,100	35	26,679	26,673	6	11,152	11,123	29	64	64	.....
12 bushels..	1,024,287	1,023,757	510	662,670	662,595	75	257,624	257,189	435	1,795	1,795	.....
13 Cotton harvested.....multiple units reporting..	1,690	1,687	3	1,210	1,209	1	340	338	2	2	2	.....
14 subunits reporting..	3,366	3,362	4	2,339	2,338	1	742	739	3	5	5	.....
15 acres..	44,136	44,097	39	28,816	28,801	15	11,059	11,035	24	67	67	.....
16 bales..	21,603	21,581	22	13,793	13,783	10	5,571	5,559	12	29	29	.....
17 Tobacco harvested.....multiple units reporting..	.....	.....	.....	.....	.....	.....	.....	.....	.....	.....	.....	.....
18 subunits reporting..	.....	.....	.....	.....	.....	.....	.....	.....	.....	.....	.....	.....
19 acres..	.....	.....	.....	.....	.....	.....	.....	.....	.....	.....	.....	.....
20 pounds..	.....	.....	.....	.....	.....	.....	.....	.....	.....	.....	.....	.....
21 Rice harvested.....multiple units reporting..	(*)	(*)	(*)	(*)	(*)	(*)	(*)	(*)	(*)	(*)	(*)	(*)
22 subunits reporting..	(*)	(*)	(*)	(*)	(*)	(*)	(*)	(*)	(*)	(*)	(*)	(*)
23 acres..	(*)	(*)	(*)	(*)	(*)	(*)	(*)	(*)	(*)	(*)	(*)	(*)
24 bushels..	(*)	(*)	(*)	(*)	(*)	(*)	(*)	(*)	(*)	(*)	(*)	(*)
25 Peanuts harvested for picking or threshing.....multiple units reporting..	28	28	.....	21	21	.....	7	7	.....	.....	.....	.....
26 subunits reporting..	34	34	.....	26	26	.....	8	8	.....	.....	.....	.....
27 acres..	117	117	.....	92	92	.....	25	25	.....	.....	.....	.....
28 pounds..	48,258	48,258	.....	38,501	38,501	.....	9,757	9,757	.....	.....	.....	.....
29 Horses and mules.....multiple units reporting..	1,478	1,476	2	1,063	1,063	.....	301	299	2	2	2	.....
30 number..	4,595	4,590	5	3,273	3,273	.....	1,012	1,007	5	14	14	.....
31 Landlord-tenant operations containing multiple units:												
32 All subunits including home farm.....number..	5,304	5,295	9	3,788	3,786	2	1,159	1,155	4	17	17	.....
33 Land in all subunits including home farm..acres..	360,330	360,330	208	226,538	226,490	48	102,368	102,208	160	3,290	3,290	.....
34 Owned by operator of multiple unit..acres..	305,599	305,411	188	226,538	226,490	48	75,771	75,631	140	3,290	3,290	.....
35 Rented by operator of multiple unit.....acres..	54,939	54,919	20	.....	.....	.....	26,597	26,577	20	.....	.....	.....
36 Subunits not included in multiple units.....operators reporting..	559	559	.....	429	429	.....	110	110	.....	2	2	.....
37 number..	1,170	1,170	.....	867	867	.....	269	269	.....	9	9	.....
38 Share tenants.....number..	809	809	.....	602	602	.....	181	181	.....	5	5	.....
39 Other tenants, not croppers nor share tenants.....number..	361	361	.....	265	265	.....	88	88	.....	4	4	.....
Land in subunits not included in multiple units.....acres..	61,256	61,256	.....	42,433	42,433	.....	16,349	16,349	.....	1,241	1,241	.....

\* Not available.

AND TENURE OF OPERATOR: CENSUS OF 1950

those for cropland harvested and crops harvested relate to 1949]

The State—Continued			Area 1														
Color and tenure of operator—Con.			Color and tenure of operator														
Tenants			All operators			Full owners			Part owners			Managers			Tenants		
Total	White	Non-white	Total	White	Non-white	Total	White	Non-white	Total	White	Non-white	Total	White	Non-white	Total	White	Non-white
1,277	1,085	192	2,066	1,953	113	952	911	41	667	629	38	19	19	.....	428	394	34
3,289	2,852	437	6,258	5,969	289	2,561	2,459	102	2,353	2,250	103	137	137	.....	1,207	1,123	84
1,262	1,071	191	1,957	1,844	113	849	808	41	665	627	38	18	18	.....	425	391	34
2,027	1,781	246	4,301	4,125	176	1,712	1,651	61	1,668	1,623	65	119	119	.....	782	732	50
338,811	311,481	27,330	581,667	564,154	17,513	204,462	198,427	6,035	259,388	252,447	6,941	15,439	15,439	.....	102,378	97,841	4,537
274,605	251,971	22,634	454,763	441,114	13,649	149,589	144,761	4,828	210,755	205,393	5,362	12,274	12,274	.....	82,145	78,686	3,459
64,206	59,510	4,696	126,904	123,040	3,864	54,873	53,666	1,207	48,633	47,054	1,579	3,165	3,165	.....	20,233	19,155	1,078
131,682	119,409	12,273	273,589	263,100	10,489	84,269	81,344	2,925	124,636	120,353	4,283	7,128	7,128	.....	57,556	54,275	3,281
1,224	1,047	177	1,903	1,803	100	861	824	37	623	589	34	17	17	.....	402	373	29
2,635	2,277	358	4,241	4,045	196	1,669	1,602	67	1,609	1,540	69	72	72	.....	891	831	60
46,547	42,068	4,479	74,567	71,916	2,651	24,708	24,012	696	31,367	30,208	1,159	1,999	1,999	.....	16,583	15,697	886
764,056	710,429	53,627	1,504,580	1,460,351	44,229	504,299	492,697	11,602	670,361	650,554	19,807	51,118	51,118	.....	278,802	265,982	12,820
1,217	1,031	186	2,017	1,905	112	915	874	41	657	620	37	19	19	.....	426	392	34
2,806	2,419	387	5,543	5,272	271	2,114	2,024	90	2,168	2,069	99	127	127	.....	1,134	1,052	82
57,660	52,181	5,479	147,888	141,559	6,329	42,424	40,785	1,639	68,469	65,849	2,620	3,508	3,508	.....	33,487	31,417	2,070
29,354	27,065	2,289	83,370	80,493	2,877	22,388	21,766	622	40,081	38,817	1,264	2,210	2,210	.....	18,691	17,700	991
2	2	.....	6	5	1	4	3	1	.....	.....	.....	.....	.....	.....	2	2	.....
2	2	.....	6	5	1	4	3	1	.....	.....	.....	.....	.....	.....	2	2	.....
7	7	.....	17	16	1	10	9	1	.....	.....	.....	.....	.....	.....	7	7	.....
11,384	11,384	.....	22,543	20,971	1,572	11,159	9,587	1,572	.....	.....	.....	.....	.....	.....	11,384	11,384	.....
(*)	(*)	(*)	(*)	(*)	(*)	(*)	(*)	(*)	(*)	(*)	(*)	(*)	(*)	(*)	(*)	(*)	(*)
285	230	55	3	3	.....	2	2	.....	1	1	.....	.....	.....	.....	.....	.....	.....
515	421	94	3	3	.....	2	2	.....	1	1	.....	.....	.....	.....	.....	.....	.....
8,478	7,661	817	3	3	.....	2	2	.....	1	1	.....	.....	.....	.....	.....	.....	.....
7,250,096	6,639,292	610,804	1,300	1,300	.....	700	700	.....	600	600	.....	.....	.....	.....	.....	.....	.....
1,006	837	169	1,548	1,455	93	690	653	37	543	510	33	15	15	.....	300	277	23
3,406	2,786	620	5,920	5,524	396	2,461	2,318	143	2,275	2,128	147	147	147	.....	1,037	931	106
3,888	3,359	529	7,847	7,502	345	3,327	3,199	128	3,011	2,887	124	174	174	.....	1,335	1,242	93
368,309	338,532	29,777	679,585	659,995	19,590	249,743	242,827	6,916	304,232	296,390	7,842	18,473	18,473	.....	107,137	102,305	4,832
.....	.....	.....	440,895	430,927	9,968	249,743	242,827	6,916	176,437	173,385	3,052	14,715	14,715	.....	.....	.....	.....
368,309	338,532	29,777	238,690	229,068	9,622	.....	.....	.....	127,795	123,005	4,790	3,758	3,758	.....	107,137	102,305	4,832
268	229	39	672	645	27	359	346	13	227	218	9	9	9	.....	77	72	5
599	507	92	1,589	1,533	56	766	740	26	658	637	21	37	37	.....	128	119	9
245	209	36	954	921	33	490	468	22	356	348	8	35	35	.....	73	70	3
354	298	56	635	612	23	276	272	4	302	289	13	2	2	.....	55	49	6
29,498	27,051	2,447	97,918	95,841	2,077	45,281	44,400	881	44,844	43,943	901	3,034	3,034	.....	4,759	4,464	295

Area 2—Continued			Areas 3 and A														
Color and tenure of operator—Con.			Color and tenure of operator														
Tenants			All operators			Full owners			Part owners			Managers			Tenants		
Total	White	Non-white	Total	White	Non-white	Total	White	Non-white	Total	White	Non-white	Total	White	Non-white	Total	White	Non-white
141	141	.....	928	910	18	655	642	13	167	166	1	5	5	.....	101	97	4
315	315	.....	2,314	2,275	39	1,637	1,609	28	430	427	3	21	21	.....	226	218	8
140	140	.....	878	860	18	609	596	13	163	162	1	5	5	.....	101	97	4
175	175	.....	1,436	1,415	21	1,028	1,013	15	267	265	2	16	16	.....	125	121	4
27,109	27,109	.....	244,942	242,636	2,306	163,603	161,602	2,001	53,048	52,978	70	5,774	5,774	.....	22,517	22,282	235
21,476	21,476	.....	186,033	184,172	1,861	120,744	119,123	1,621	41,704	41,649	55	5,275	5,275	.....	18,310	18,125	185
5,633	5,633	.....	58,909	58,464	445	42,859	42,479	380	11,344	11,329	15	499	499	.....	4,207	4,157	50
11,121	11,121	.....	77,122	76,467	655	49,143	48,692	451	17,530	17,495	35	1,291	1,291	.....	9,158	8,989	169
138	138	.....	885	869	16	622	610	12	159	158	1	5	5	.....	99	96	3
267	267	.....	1,818	1,793	25	1,258	1,240	18	353	350	3	18	18	.....	189	185	4
5,240	5,240	.....	30,215	30,006	209	19,951	19,797	154	6,226	6,198	28	318	318	.....	3,720	3,693	27
102,178	102,178	.....	595,965	592,450	3,515	385,687	382,997	2,690	138,110	137,645	465	8,060	8,060	.....	64,108	63,748	360
138	138	.....	856	841	15	592	582	10	161	160	1	5	5	.....	98	94	4
280	280	.....	1,768	1,743	25	1,206	1,189	17	354	353	1	16	16	.....	192	185	7
4,194	4,194	.....	31,510	31,214	296	19,263	19,099	164	7,651	7,646	5	368	368	.....	4,228	4,101	127
2,210	2,210	.....	13,864	13,757	107	8,282	8,211	71	3,574	3,573	1	220	220	.....	1,788	1,753	35
.....	.....	.....	.....	.....	.....	.....	.....	.....	.....	.....	.....	.....	.....	.....	.....	.....	.....
.....	.....	.....	.....	.....	.....	.....	.....	.....	.....	.....	.....	.....	.....	.....	.....	.....	.....
.....	.....	.....	.....	.....	.....	.....	.....	.....	.....	.....	.....	.....	.....	.....	.....	.....	.....
(*)	(*)	(*)	(*)	(*)	(*)	(*)	(*)	(*)	(*)	(*)	(*)	(*)	(*)	(*)	(*)	(*)	(*)
25	24	1	19	18	1	5	5	.....	.....	.....	.....	.....	.....	.....	1	1	.....
29	28	1	21	20	1	7	7	.....	.....	.....	.....	.....	.....	.....	1	1	.....
38	37	1	26	25	1	11	11	.....	.....	.....	.....	.....	.....	.....	1	1	.....
.....	.....	.....	19,433	19,367	66	12,883	12,817	66	6,250	6,250	.....	.....	.....	.....	300	300	.....
.....	.....	.....	720	704	16	518	507	11	129	128	1	5	5	.....	68	64	4
112	112	.....	2,389	2,350	39	1,768	1,740	28	411	409	2	35	35	.....	175	166	9
296	296	.....	.....	.....	.....	.....	.....	.....	.....	.....	.....	.....	.....	.....	.....	.....	.....
340	340	.....	2,922	2,873	49	2,084	2,047	37	538	535	3	40	40	.....	260	251	9
28,342	28,342	.....	275,752	273,257	2,495	187,166	184,988	2,178	58,473	58,403	70	6,463	6,463	.....	23,650	23,403	247
.....	.....	.....	227,055	224,875	2,180	187,166	184,988	2,178	34,426	34,424	2	5,463	5,463	.....	.....	.....	.....
28,342	28,342	.....	48,697	48,382	315	.....	.....	.....	24,047	23,979	68	1,000	1,000	.....	23,650	23,403	247
18	18	.....	293	287	6	212	207	5	53	53	.....	3	3	.....	25	24	1
25	25	.....	608	598	10	447	438	9	108	108	.....	19	19	.....	34	33	1
21	21	.....	409	405	4	299	295	4	66	66	.....	19	19	.....	25	25	.....
4	4	.....	199	193	6	148	143	5	42	42	.....	.....	.....	.....	9	8	1
1,233	1,233	.....	30,810	30,621	189	23,563	23,386	177	5,425	5,425	.....	689	689	.....	1,133	1,121	12

MULTIPLE-UNIT OPERATIONS

Economic Area Table 2.—MULTIPLE-UNIT OPERATIONS, BY COLOR

[Data for units, land in units, and number of horses and mules relate to April 1, 1950;

Item (For definitions and explanations, see text)	Areas 4 and B											
	All operators			Color and tenure of operator								
				Full owners			Part owners			Managers		
	Total	White	Non-white	Total	White	Non-white	Total	White	Non-white	Total	White	Non-white
1 Multiple-unit operations.....number..	1,023	975	48	767	739	28	195	183	12	13	13	.....
2 Subunits in multiple-unit operations..total number..	2,674	2,568	106	1,913	1,853	60	579	550	29	67	67	.....
3 Home farms.....number..	973	927	46	723	697	26	189	177	12	13	13	.....
4 Cropper farms.....number..	1,701	1,641	60	1,190	1,156	34	390	373	17	54	54	.....
5 Land in multiple-unit operations.....total acres..	410,433	400,763	9,670	287,370	283,015	4,355	81,096	77,421	3,675	26,824	26,824	.....
6 Home farms.....acres..	337,782	329,898	7,884	235,618	232,302	3,316	64,446	61,305	3,141	25,005	25,005	.....
7 Cropper farms.....acres..	72,651	70,865	1,786	51,752	50,713	1,039	16,650	16,116	534	1,819	1,819	.....
8 Cropland harvested.....total acres..	80,764	77,943	2,821	54,056	52,755	1,301	20,317	19,251	1,066	2,910	2,910	.....
9 Corn harvested for grain..multiple units reporting..	983	935	48	733	705	28	191	179	12	12	12	.....
10 subunits reporting..	2,157	2,064	93	1,529	1,479	50	475	449	26	58	58	.....
11 acres..	34,109	32,738	1,371	23,606	22,951	655	7,902	7,374	528	1,031	1,031	.....
12 bushels..	517,166	503,109	14,057	355,396	348,391	7,005	125,955	121,208	4,747	14,570	14,570	.....
13 Cotton harvested.....multiple units reporting..	911	867	44	671	647	24	182	170	12	12	12	.....
14 subunits reporting..	1,374	1,283	91	1,294	1,248	46	441	415	26	56	56	.....
15 acres..	26,614	25,508	1,106	16,670	16,218	452	7,929	7,456	473	810	810	.....
16 bales..	11,691	11,365	326	7,050	6,918	132	3,665	3,519	146	450	450	.....
17 Tobacco harvested.....multiple units reporting..	.....	.....	.....	.....	.....	.....	.....	.....	.....	.....	.....	.....
18 subunits reporting..	.....	.....	.....	.....	.....	.....	.....	.....	.....	.....	.....	.....
19 acres..	.....	.....	.....	.....	.....	.....	.....	.....	.....	.....	.....	.....
20 pounds..	.....	.....	.....	.....	.....	.....	.....	.....	.....	.....	.....	.....
21 Rice harvested.....multiple units reporting..	.....	.....	.....	.....	.....	.....	.....	.....	.....	.....	.....	.....
22 subunits reporting..	.....	.....	.....	.....	.....	.....	.....	.....	.....	.....	.....	.....
23 acres..	(*)	(*)	(*)	(*)	(*)	(*)	(*)	(*)	(*)	(*)	(*)	(*)
24 bushels..	.....	.....	.....	.....	.....	.....	.....	.....	.....	.....	.....	.....
25 Peanuts harvested for picking or threshing.....multiple units reporting..	58	46	12	33	29	4	15	11	4	1	1	.....
26 subunits reporting..	96	80	16	59	48	11	23	18	5	6	6	.....
27 acres..	414	346	68	271	255	16	46	31	15	25	25	.....
28 pounds..	218,888	184,653	34,235	126,483	122,468	4,015	22,495	6,645	15,850	25,000	25,000	.....
29 Horses and mules.....multiple units reporting..	946	901	45	697	690	7	189	179	10	13	13	.....
30 number..	3,639	3,510	129	2,506	2,446	60	821	774	47	145	145	.....
31 Landlord-tenant operations containing multiple units:	.....	.....	.....	.....	.....	.....	.....	.....	.....	.....	.....	.....
32 All subunits including home farm.....number..	3,665	3,541	124	2,643	2,578	65	741	700	41	153	153	.....
33 Land in all subunits including home farm.....acres..	470,040	458,649	11,391	330,607	326,027	4,580	91,250	86,119	5,131	32,279	32,279	.....
34 Owned by operator of multiple unit.....acres..	422,655	416,206	6,449	330,607	326,027	4,580	62,249	60,380	1,869	29,799	29,799	.....
35 Rented by operator of multiple unit.....acres..	47,385	42,443	4,942	.....	.....	.....	29,001	25,739	3,262	2,480	2,480	.....
36 Subunits not included in multiple units.....operators reporting..	332	324	8	249	245	4	67	64	3	8	8	.....
37 number..	991	973	18	730	725	5	162	150	12	86	86	.....
38 Share tenants.....number..	373	361	12	285	282	3	66	58	8	18	18	.....
39 Other tenants, not croppers nor share tenants.....number..	618	612	6	445	443	2	96	92	4	68	68	.....
Land in subunits not included in multiple units.....acres..	59,607	57,886	1,721	43,237	43,012	225	10,154	8,698	1,456	5,455	5,455	.....

Item (For definitions and explanations, see text)	Areas 6 and C											
	All operators			Color and tenure of operator								
				Full owners			Part owners			Managers		
	Total	White	Non-white	Total	White	Non-white	Total	White	Non-white	Total	White	Non-white
1 Multiple-unit operations.....number..	1,543	1,234	309	828	685	143	511	426	85	34	34	.....
2 Subunits in multiple-unit operations..total number..	5,743	4,985	758	2,629	2,303	326	2,425	2,184	241	197	197	.....
3 Home farms.....number..	1,445	1,139	306	740	599	141	504	419	85	34	34	.....
4 Cropper farms.....number..	4,298	3,850	448	1,889	1,704	185	1,921	1,765	156	163	163	.....
5 Land in multiple-unit operations.....total acres..	1,311,934	1,240,863	71,071	566,204	540,543	25,661	595,546	562,338	33,208	84,548	84,548	.....
6 Home farms.....acres..	1,202,922	1,139,564	63,358	520,594	498,565	22,029	550,853	520,270	30,583	77,867	77,867	.....
7 Cropper farms.....acres..	109,012	101,299	7,713	45,610	41,978	3,632	44,693	42,068	2,625	6,681	6,681	.....
8 Cropland harvested.....total acres..	208,175	189,959	18,216	82,591	76,284	6,307	103,526	95,587	7,939	9,120	9,120	.....
9 Corn harvested for grain..multiple units reporting..	1,441	1,145	296	764	624	140	482	401	81	34	34	.....
10 subunits reporting..	4,515	3,889	626	1,993	1,713	280	1,957	1,764	193	161	161	.....
11 acres..	63,004	56,497	6,507	26,018	23,568	2,450	29,927	27,330	2,597	2,101	2,101	.....
12 bushels..	1,110,234	1,025,871	84,363	440,417	405,213	35,204	544,926	511,214	33,712	47,982	47,982	.....
13 Cotton harvested.....multiple units reporting..	1,389	1,098	291	713	584	129	483	401	82	32	32	.....
14 subunits reporting..	4,424	3,798	626	1,854	1,605	249	1,993	1,784	209	158	158	.....
15 acres..	60,115	53,104	7,011	22,389	20,326	2,063	30,258	27,099	3,159	2,362	2,362	.....
16 bales..	29,852	27,049	2,803	10,605	9,812	793	15,607	14,337	1,270	1,314	1,314	.....
17 Tobacco harvested.....multiple units reporting..	.....	.....	.....	.....	.....	.....	.....	.....	.....	.....	.....	.....
18 subunits reporting..	.....	.....	.....	.....	.....	.....	.....	.....	.....	.....	.....	.....
19 acres..	.....	.....	.....	.....	.....	.....	.....	.....	.....	.....	.....	.....
20 pounds..	.....	.....	.....	.....	.....	.....	.....	.....	.....	.....	.....	.....
21 Rice harvested.....multiple units reporting..	.....	.....	.....	.....	.....	.....	.....	.....	.....	.....	.....	.....
22 subunits reporting..	.....	.....	.....	.....	.....	.....	.....	.....	.....	.....	.....	.....
23 acres..	(*)	(*)	(*)	(*)	(*)	(*)	(*)	(*)	(*)	(*)	(*)	(*)
24 bushels..	.....	.....	.....	.....	.....	.....	.....	.....	.....	.....	.....	.....
25 Peanuts harvested for picking or threshing.....multiple units reporting..	261	192	69	148	111	37	90	70	20	3	3	.....
26 subunits reporting..	438	344	94	245	197	48	163	131	32	5	5	.....
27 acres..	1,701	1,535	166	801	715	86	802	744	58	43	43	.....
28 pounds..	819,539	752,869	66,670	382,959	348,109	34,850	391,330	370,290	21,040	16,625	16,625	.....
29 Horses and mules.....multiple units reporting..	1,276	1,001	275	659	535	124	445	367	78	29	29	.....
30 number..	7,191	6,150	1,041	3,098	2,696	402	3,199	2,821	378	286	286	.....
31 Landlord-tenant operations containing multiple units:	.....	.....	.....	.....	.....	.....	.....	.....	.....	.....	.....	.....
32 All subunits including home farm.....number..	11,160	10,015	1,145	5,497	5,035	462	4,437	3,995	442	500	500	.....
33 Land in all subunits including home farm.....acres..	1,563,253	1,481,927	81,326	706,386	677,374	29,012	678,224	639,329	38,895	99,653	99,653	.....
34 Owned by operator of multiple unit.....acres..	1,235,616	1,190,313	45,303	706,386	677,374	29,012	445,080	428,789	16,291	84,150	84,150	.....
35 Rented by operator of multiple unit.....acres..	327,637	291,614	36,023	.....	.....	.....	233,144	210,540	22,604	15,503	15,503	.....
36 Subunits not included in multiple units.....operators reporting..	837	709	128	452	391	61	301	255	46	24	24	.....
37 number..	5,417	5,026	391	2,868	2,732	136	2,012	1,811	201	303	303	.....
38 Share tenants.....number..	1,389	1,287	102	688	658	30	569	516	53	79	79	.....
39 Other tenants, not croppers nor share tenants.....number..	4,028	3,739	289	2,180	2,074	106	1,443	1,295	148	224	224	.....
Land in subunits not included in multiple units.....acres..	251,319	241,064	10,255	140,182	136,831	3,351	82,678	76,991	5,687	15,105	15,105	.....

\* Not available.

AND TENURE OF OPERATOR: CENSUS OF 1950—Continued

those for cropland harvested and crops harvested relate to 1949]

Areas 4 and B—Continued			Area 5														
Color and tenure of operator—Con.			Color and tenure of operator														
Tenants			All operators			Full owners			Part owners			Managers			Tenants		
Total	White	Non-white	Total	White	Non-white	Total	White	Non-white	Total	White	Non-white	Total	White	Non-white	Total	White	Non-white
48	40	8	1,953	1,832	121	1,373	1,318	55	457	421	36	8	6	2	115	87	28
115	98	17	5,241	4,970	271	3,429	3,313	116	1,488	1,400	88	32	27	5	292	230	62
48	40	8	1,877	1,756	121	1,304	1,249	55	452	416	36	6	4	2	115	87	28
59	50	9	3,364	3,214	150	2,125	2,064	61	1,036	984	52	26	23	3	177	143	34
15,143	13,503	1,640	673,079	654,490	18,589	426,409	418,298	8,111	212,610	205,675	6,935	3,906	3,686	220	30,154	26,831	3,323
12,713	11,286	1,427	554,307	538,955	15,352	348,906	342,183	6,723	176,487	170,563	5,924	3,323	3,174	149	25,591	23,035	2,556
2,430	2,217	213	118,772	115,535	3,237	77,503	76,115	1,388	36,123	35,112	1,011	583	512	71	4,563	3,796	767
3,481	3,027	454	157,075	150,087	6,988	89,462	87,189	2,273	57,163	54,459	2,704	1,191	1,112	79	9,259	7,327	1,932
47	39	8	1,870	1,759	111	1,310	1,259	51	444	411	33	7	5	2	109	84	25
95	78	17	4,257	4,032	225	2,731	2,635	96	1,251	1,180	71	25	21	4	250	196	54
1,570	1,362	188	69,596	66,523	3,073	40,736	39,667	1,069	24,333	23,221	1,112	438	392	46	4,089	3,243	846
21,245	18,940	2,305	1,329,039	1,288,354	40,685	777,455	763,712	13,743	466,020	452,223	13,797	10,235	9,235	1,000	75,329	63,184	12,145
46	38	8	1,832	1,719	113	1,277	1,227	50	441	406	35	8	6	2	106	80	26
83	66	17	4,078	3,859	219	2,559	2,476	83	1,251	1,174	77	23	20	3	245	189	56
1,205	1,024	181	58,789	55,876	2,913	32,252	31,311	941	21,968	20,857	1,111	506	476	30	4,063	3,232	831
526	478	48	28,291	26,979	1,312	15,416	15,082	334	10,730	10,091	639	293	280	13	1,852	1,526	326
.....	.....	.....	.....	.....	.....	.....	.....	.....	.....	.....	.....	.....	.....	.....	.....	.....	.....
.....	.....	.....	.....	.....	.....	.....	.....	.....	.....	.....	.....	.....	.....	.....	.....	.....	.....
.....	.....	.....	.....	.....	.....	.....	.....	.....	.....	.....	.....	.....	.....	.....	.....	.....	.....
.....	.....	.....	.....	.....	.....	.....	.....	.....	.....	.....	.....	.....	.....	.....	.....	.....	.....
.....	.....	.....	.....	.....	.....	.....	.....	.....	.....	.....	.....	.....	.....	.....	.....	.....	.....
(*)	(*)	(*)	(*)	(*)	(*)	(*)	(*)	(*)	(*)	(*)	(*)	(*)	(*)	(*)	(*)	(*)	(*)
9	5	4	132	106	26	85	78	7	30	20	10	.....	.....	.....	17	8	9
14	8	6	171	136	35	101	92	9	48	32	16	.....	.....	.....	22	12	10
72	51	21	310	269	41	164	152	12	55	38	17	.....	.....	.....	91	79	12
44,910	30,540	14,370	161,785	145,196	16,589	70,436	64,130	6,306	26,437	23,616	2,821	.....	.....	.....	64,912	57,450	7,462
47	39	8	1,745	1,632	113	1,228	1,176	52	409	376	33	7	5	2	101	75	26
167	145	22	6,087	5,695	392	3,936	3,781	155	1,747	1,621	126	46	42	4	358	251	107
128	110	18	6,891	6,526	365	4,563	4,422	141	1,894	1,768	126	78	65	13	356	271	85
15,904	14,224	1,680	751,178	729,618	21,560	478,720	469,901	8,819	234,178	226,062	8,116	6,405	5,863	542	31,875	27,792	4,083
.....	.....	.....	649,156	635,068	14,088	478,720	469,901	8,819	164,273	159,304	4,969	6,163	5,863	300	.....	.....	.....
15,904	14,224	1,680	102,022	94,550	7,472	.....	.....	.....	69,905	66,758	3,147	242	.....	242	31,875	27,792	4,083
8	7	1	628	589	39	426	413	13	172	155	17	6	5	1	24	16	8
13	12	1	1,650	1,556	94	1,134	1,109	25	406	368	38	46	38	8	64	41	23
4	3	1	803	760	43	582	578	4	192	171	21	9	3	6	20	8	12
9	9	.....	847	796	51	552	531	21	214	197	17	37	35	2	44	33	11
761	721	40	78,099	75,128	2,971	52,311	51,603	708	21,568	20,387	1,181	2,499	2,177	322	1,721	961	760

Areas 6 and C—Continued			Area 7a														
Color and tenure of operator—Con.			Color and tenure of operator														
Tenants			All operators			Full owners			Part owners			Managers			Tenants		
Total	White	Non-white	Total	White	Non-white	Total	White	Non-white	Total	White	Non-white	Total	White	Non-white	Total	White	Non-white
170	89	81	3,067	2,904	163	2,034	1,943	91	768	730	38	13	13	.....	252	218	34
492	305	187	8,299	7,930	369	5,411	5,203	208	2,221	2,133	88	83	83	.....	584	511	73
167	87	80	2,832	2,671	161	1,826	1,737	89	750	712	38	12	12	.....	244	210	34
325	218	107	5,467	5,259	208	3,585	3,466	119	1,471	1,421	50	71	71	.....	340	301	39
65,636	53,434	12,202	1,112,509	1,081,866	30,643	666,002	650,036	15,966	352,170	342,772	9,398	31,496	31,496	.....	62,841	57,562	5,279
53,608	42,862	10,746	823,619	800,628	22,991	472,213	460,884	11,329	275,975	268,476	7,499	26,470	26,470	.....	48,961	44,798	4,163
12,028	10,572	1,456	288,890	281,238	7,652	193,789	189,152	4,637	76,195	74,296	1,899	5,026	5,026	.....	13,880	12,764	1,116
12,938	8,968	3,970	356,114	344,239	11,875	212,642	206,469	6,173	112,319	108,993	3,326	5,511	5,511	.....	25,642	23,266	2,376
161	86	75	2,950	2,791	159	1,943	1,856	87	747	709	38	13	13	.....	247	213	34
404	251	153	6,624	6,234	390	4,268	4,100	168	1,799	1,731	68	66	66	.....	491	427	64
4,958	3,498	1,460	127,320	121,962	5,358	78,010	75,279	2,731	38,783	37,174	1,609	1,447	1,447	.....	9,080	8,062	1,018
76,909	61,462	15,447	1,819,356	1,755,651	63,705	1,100,781	1,073,737	27,044	563,103	535,920	27,183	32,180	32,180	.....	123,292	113,814	9,478
161	81	80	2,601	2,456	145	1,692	1,611	81	675	642	33	12	12	.....	222	191	31
419	251	168	5,424	5,169	255	3,383	3,242	141	1,550	1,487	63	75	75	.....	416	365	51
5,106	3,317	1,789	66,897	64,497	2,400	39,275	37,966	1,309	20,630	19,988	642	2,121	2,121	.....	4,871	4,422	449
2,326	1,586	740	26,131	25,369	762	15,949	15,546	403	7,848	7,628	220	651	651	.....	1,683	1,544	139
.....	.....	.....	11	11	.....	9	9	.....	2	2	.....	.....	.....	.....	.....	.....	.....
.....	.....	.....	14	14	.....	11	11	.....	3	3	.....	.....	.....	.....	.....	.....	.....
.....	.....	.....	63	63	.....	53	53	.....	10	10	.....	.....	.....	.....	.....	.....	.....
.....	.....	.....	49,444	49,444	.....	41,344	41,344	.....	8,100	8,100	.....	.....	.....	.....	.....	.....	.....
(*)	(*)	(*)	(*)	(*)	(*)	(*)	(*)	(*)	(*)	(*)	(*)	(*)	(*)	(*)	(*)	(*)	(*)
20	8	12	2,688	2,544	144	1,740	1,666	74	699	663	36	13	13	.....	236	202	34
25	11	14	5,857	5,573	284	3,640	3,491	149	1,688	1,617	71	78	78	.....	451	387	64
55	33	22	99,442	96,579	2,863	57,036	55,767	1,269	32,682	31,850	832	1,468	1,468	.....	8,256	7,494	762
28,625	17,845	10,780	82,502,164	80,743,848	1,758,316	46,384,368	45,691,312	693,056	27,770,825	27,283,757	487,068	1,236,822	1,236,822	.....	7,110,149	6,531,957	578,192
143	70	73	2,709	2,558	151	1,788	1,704	84	692	657	35	13	13	.....	216	184	32
608	347	261	10,931	10,438	493	6,794	6,546	248	3,284	3,143	136	139	139	.....	714	605	109
726	485	241	11,032	10,580	452	7,189	6,929	260	3,047	2,932	115	125	125	.....	671	594	77
78,990	65,571	13,419	1,306,032	1,272,687	33,345	784,913	767,122	17,791	415,092	404,940	10,152	36,925	36,925	.....	69,102	63,700	5,402
.....	.....	.....	1,102,005	1,079,045	22,960	784,913	767,122	17,791	282,691	277,522	5,169	34,401	34,401	.....	.....	.....	.....
78,990	65,571	13,419	204,027	193,642	10,385	.....	.....	.....	132,401	127,418	4,983	2,524	2,524	.....	69,102	63,700	5,402
60	39	21	1,148	1,101	47	765	736	29	323	308	15	9	9	.....	51	48	3
234	180	54	2,733	2,650	83	1,778	1,726	52	826	799	27	42	42	.....	87	83	4
53	34	19	1,412	1,382	30	879	862	17	476	464	12	11	11	.....	46	45	1
181	146	35	1,321	1,268	53	899	864	35	350	335	15	31	31	.....	41	38	3
13,354	12,137	1,217	193,523	190,821	2,702	118,911	117,086	1,825	62,922	62,168	754	5,429	5,429	.....	6,261	6,138	123

## MULTIPLE-UNIT OPERATIONS

Economic Area Table 2.—MULTIPLE-UNIT OPERATIONS, BY COLOR

[Data for units, land in units, and number of horses and mules relate to April 1, 1950;

Item (For definitions and explanations, see text)	Area 7b											
	All operators			Color and tenure of operator								
				Full owners			Part owners			Managers		
	Total	White	Non-white	Total	White	Non-white	Total	White	Non-white	Total	White	Non-white
1 Multiple-unit operations.....number..	221	179	42	158	130	28	45	34	11	.....	.....	.....
2 Subunits in multiple-unit operations..total number..	531	443	88	358	301	57	131	106	25	.....	.....	.....
3 Home farms.....number..	215	173	42	152	124	28	45	34	11	.....	.....	.....
4 Cropper farms.....number..	316	270	46	206	177	29	86	72	14	.....	.....	.....
5 Land in multiple-unit operations.....total acres..	125,935	121,324	4,611	86,221	83,336	2,885	29,731	28,119	1,612	.....	.....	.....
6 Home farms.....acres..	118,933	114,937	3,996	81,413	78,935	2,478	27,968	26,548	1,420	.....	.....	.....
7 Cropper farms.....acres..	7,002	6,387	615	4,808	4,401	407	1,763	1,571	192	.....	.....	.....
8 Cropland harvested.....total acres..	12,140	10,847	1,293	6,708	5,992	716	3,803	3,317	486	.....	.....	.....
9 Corn harvested for grain..multiple units reporting..	208	168	40	148	121	27	42	32	10	.....	.....	.....
10 subunits reporting..	417	341	76	272	221	51	107	88	19	.....	.....	.....
11 acres..	7,213	6,454	759	3,908	3,481	427	2,225	1,947	278	.....	.....	.....
12 bushels..	120,043	109,146	10,897	67,858	62,348	5,510	36,013	31,698	4,315	.....	.....	.....
13 Cotton harvested.....multiple units reporting..	171	132	39	116	90	26	38	28	10	.....	.....	.....
14 subunits reporting..	299	235	64	188	147	41	85	68	17	.....	.....	.....
15 acres..	2,497	2,145	352	1,247	1,066	181	952	813	139	.....	.....	.....
16 bales..	1,278	1,130	148	643	575	68	499	429	70	.....	.....	.....
17 Tobacco harvested.....multiple units reporting..	.....	.....	.....	.....	.....	.....	.....	.....	.....	.....	.....	.....
18 subunits reporting..	.....	.....	.....	.....	.....	.....	.....	.....	.....	.....	.....	.....
19 acres..	.....	.....	.....	.....	.....	.....	.....	.....	.....	.....	.....	.....
20 pounds..	.....	.....	.....	.....	.....	.....	.....	.....	.....	.....	.....	.....
21 Rice harvested.....multiple units reporting..	.....	.....	.....	.....	.....	.....	.....	.....	.....	.....	.....	.....
22 subunits reporting..	.....	.....	.....	.....	.....	.....	.....	.....	.....	.....	.....	.....
23 acres..	(*)	(*)	(*)	(*)	(*)	(*)	(*)	(*)	(*)	(*)	(*)	(*)
24 bushels..	.....	.....	.....	.....	.....	.....	.....	.....	.....	.....	.....	.....
25 Peanuts harvested for picking or threshing.....multiple units reporting..	24	19	5	19	15	4	3	2	1	.....	.....	.....
26 subunits reporting..	26	20	6	21	16	5	3	2	1	.....	.....	.....
27 acres..	32	28	4	24	21	3	5	4	1	.....	.....	.....
28 pounds..	12,900	11,400	1,500	10,600	9,300	1,300	1,100	900	200	.....	.....	.....
29 Horses and mules.....multiple units reporting..	189	151	38	132	106	26	41	32	9	.....	.....	.....
30 number..	597	510	87	417	360	57	137	113	24	.....	.....	.....
Landlord-tenant operations containing multiple units:												
31 All subunits including home farm.....number..	875	748	127	586	503	83	233	195	38	.....	.....	.....
32 Land in all subunits including home farm..acres..	147,671	142,486	5,185	104,329	101,005	3,324	33,083	31,336	1,747	.....	.....	.....
33 Owned by operator of multiple unit..acres..	124,499	120,024	4,475	104,329	101,005	3,324	20,170	19,019	1,151	.....	.....	.....
34 Rented by operator of multiple unit.....acres..	23,172	22,462	710	.....	.....	.....	12,913	12,317	596	.....	.....	.....
35 Subunits not included in multiple units.....operators reporting..	102	82	20	69	55	14	28	22	6	.....	.....	.....
36 number..	344	305	39	228	202	26	102	89	13	.....	.....	.....
37 Share tenants.....number..	115	112	3	69	66	3	43	43	.....	.....	.....	.....
38 Other tenants, not croppers nor share tenants.....number..	229	193	36	159	136	23	59	46	13	.....	.....	.....
39 Land in subunits not included in multiple units.....acres..	21,736	21,162	574	18,108	17,669	439	3,352	3,217	135	.....	.....	.....

\* Not available.



MULTIPLE-UNIT OPERATIONS

Economic Area Table 3.—MULTIPLE-UNIT OPERATIONS, BY TYPE OF FARM: CENSUS OF 1950

[Data for units, land in units, and number of horses and mules relate to April 1, 1950; those for cropland harvested and crops harvested relate to 1949]

Item (For definitions and explanations, see text)	The State							
	Total	Type of farm						Miscellaneous
		Cotton	Peanut	Cotton and tobacco	Cotton and peanut	Tobacco and peanut	Cotton, tobacco, and peanut	
1 Multiple-unit operations.....number..	12,660	8,648	384	8	2,498	1	7	1,114
2 Subunits in multiple-unit operations.....total number..	35,487	24,812	890	20	7,037	2	18	2,708
3 Home farms.....number..	11,444	8,189	371	8	2,295	1	7	1,073
4 Cropper farms.....number..	23,543	16,623	519	12	4,742	1	11	1,635
5 Land in multiple-unit operations.....total acres..	4,803,052	3,060,074	129,529	1,117	914,440	120	1,478	696,294
6 Home farms.....acres..	3,935,038	2,528,718	102,276	801	662,628	80	1,149	639,386
7 Cropper farms.....acres..	868,014	531,356	27,253	316	251,812	40	329	56,908
8 Cropland harvested.....total acres..	1,285,188	840,118	33,481	726	306,684	50	465	103,664
9 Corn harvested for grain.....multiple units reporting..	12,004	8,332	370	7	2,455	1	7	832
10 subunits reporting..	27,465	19,420	673	14	5,822	1	14	1,521
11 acres..	453,976	304,020	12,696	189	109,640	10	272	27,149
12 bushels..	8,123,895	5,861,869	181,825	3,907	1,555,393	180	4,520	516,201
13 Cotton harvested.....multiple units reporting..	11,551	8,648	38	8	2,498	.....	7	352
14 subunits reporting..	26,931	20,968	44	19	5,321	.....	13	566
15 acres..	440,728	372,347	187	378	63,864	.....	85	3,867
16 bales..	217,489	190,679	272	145	24,534	.....	30	1,829
17 Tobacco harvested.....multiple units reporting..	17	.....	.....	8	.....	1	7	1
18 subunits reporting..	20	.....	.....	10	.....	1	8	1
19 acres..	80	.....	.....	50	.....	3	24	3
20 pounds..	71,987	.....	.....	41,047	.....	3,000	24,940	3,000
21 Peanuts harvested for picking or thrashing.....multiple units reporting..	3,247	260	384	1	2,498	1	7	96
22 subunits reporting..	6,697	371	665	1	5,530	1	11	118
23 acres..	102,503	499	14,229	11	87,157	4	59	544
24 pounds..	84,096,737	248,206	11,547,114	2,800	71,802,738	2,000	33,370	460,509
25 Horses and mules.....multiple units reporting..	10,688	7,271	331	8	2,262	1	6	809
26 number..	41,550	28,071	1,068	23	9,610	2	19	2,797
Landlord-tenant operations containing multiple units:								
27 All subunits including home farm.....number..	50,058	34,177	1,131	24	9,294	2	20	5,410
28 Land in all subunits including home farm.....acres..	5,599,331	3,525,087	148,208	1,338	1,077,237	120	1,548	845,793
29 Owned by operator of multiple unit.....acres..	4,548,286	2,784,665	121,626	1,144	895,401	120	1,461	743,869
30 Rented by operator of multiple unit.....acres..	1,051,045	740,422	26,582	194	181,836	.....	87	101,924
31 Subunits not included in multiple units.....operators reporting..	4,603	3,005	130	3	936	.....	2	529
32 number..	14,571	9,365	241	4	2,257	.....	2	2,702
33 Share tenants.....number..	6,290	4,212	107	3	1,800	.....	2	766
34 Other tenants, not croppers nor share tenants.....number..	8,281	5,153	134	1	1,057	.....	.....	1,926
35 Land in subunits not included in multiple units.....acres..	796,279	465,013	18,679	221	162,797	.....	70	149,499

Item (For definitions and explanations, see text)	Area 1							
	Total	Type of farm						Miscellaneous
		Cotton	Peanut	Cotton and tobacco	Cotton and peanut	Tobacco and peanut	Cotton, tobacco, and peanut	
1 Multiple-unit operations.....number..	2,066	1,989	.....	6	.....	.....	.....	71
2 Subunits in multiple-unit operations.....total number..	6,258	6,071	.....	15	.....	.....	.....	172
3 Home farms.....number..	1,957	1,881	.....	6	.....	.....	.....	70
4 Cropper farms.....number..	4,301	4,190	.....	9	.....	.....	.....	102
5 Land in multiple-unit operations.....total acres..	581,667	559,814	.....	563	.....	.....	.....	21,290
6 Home farms.....acres..	454,762	436,413	.....	347	.....	.....	.....	18,003
7 Cropper farms.....acres..	126,904	123,401	.....	216	.....	.....	.....	3,287
8 Cropland harvested.....total acres..	273,589	266,984	.....	395	.....	.....	.....	6,210
9 Corn harvested for grain.....multiple units reporting..	1,903	1,854	.....	5	.....	.....	.....	44
10 subunits reporting..	4,221	4,166	.....	9	.....	.....	.....	66
11 acres..	74,657	72,926	.....	65	.....	.....	.....	1,666
12 bushels..	1,504,580	1,460,624	.....	1,317	.....	.....	.....	42,639
13 Cotton harvested.....multiple units reporting..	2,017	1,989	.....	6	.....	.....	.....	22
14 subunits reporting..	5,543	5,491	.....	14	.....	.....	.....	38
15 acres..	147,888	147,379	.....	218	.....	.....	.....	291
16 bales..	83,370	83,032	.....	100	.....	.....	.....	238
17 Tobacco harvested.....multiple units reporting..	6	.....	.....	6	.....	.....	.....	.....
18 subunits reporting..	6	.....	.....	6	.....	.....	.....	.....
19 acres..	17	.....	.....	17	.....	.....	.....	.....
20 pounds..	22,543	.....	.....	22,543	.....	.....	.....	.....
21 Peanuts harvested for picking or thrashing.....multiple units reporting..	3	3	.....	.....	.....	.....	.....	.....
22 subunits reporting..	3	3	.....	.....	.....	.....	.....	.....
23 acres..	3	3	.....	.....	.....	.....	.....	.....
24 pounds..	1,300	1,300	.....	.....	.....	.....	.....	.....
25 Horses and mules.....multiple units reporting..	1,548	1,499	.....	6	.....	.....	.....	43
26 number..	5,920	5,770	.....	13	.....	.....	.....	137
Landlord-tenant operations containing multiple units:								
27 All subunits including home farm.....number..	7,847	7,528	.....	16	.....	.....	.....	303
28 Land in all subunits including home farm.....acres..	679,585	647,179	.....	707	.....	.....	.....	31,699
29 Owned by operator of multiple unit.....acres..	440,895	415,169	.....	547	.....	.....	.....	25,179
30 Rented by operator of multiple unit.....acres..	238,690	232,010	.....	160	.....	.....	.....	6,520
31 Subunits not included in multiple units.....operators reporting..	672	630	.....	1	.....	.....	.....	41
32 number..	1,589	1,457	.....	1	.....	.....	.....	131
33 Share tenants.....number..	954	866	.....	.....	.....	.....	.....	88
34 Other tenants, not croppers nor share tenants.....number..	635	591	.....	1	.....	.....	.....	43
35 Land in subunits not included in multiple units.....acres..	97,918	87,365	.....	144	.....	.....	.....	10,409

Economic Area Table 3.—MULTIPLE-UNIT OPERATIONS, BY TYPE OF FARM: CENSUS OF 1950—Continued

[Data for units, land in units, and number of horses and mules relate to April 1, 1950; those for cropland harvested and crops harvested relate to 1949]

Item (For definitions and explanations, see text)		Area 2							
		Total	Type of farm						
			Cotton	Peanut	Cotton and tobacco	Cotton and peanut	Tobacco and peanut	Cotton, tobacco, and peanut	Miscellaneous
1	Multiple-unit operations.....number..	1,741	1,636			18			87
2	Subunits in multiple-unit operations.....total number..	4,134	3,902			39			193
3	Home farms.....number..	1,653	1,552			18			83
4	Cropper farms.....number..	2,481	2,350			21			110
5	Land in multiple-unit operations.....total acres..	299,282	275,359			3,494			20,429
6	Home farms.....acres..	221,204	200,526			2,969			17,709
7	Cropper farms.....acres..	78,078	74,833			525			2,720
8	Cropland harvested.....total acres..	107,933	101,186			963			5,784
9	Corn harvested for grain.....multiple units reporting..	1,661	1,580			17			64
10	.....subunits reporting..	3,243	3,104			30			109
11	.....acres..	43,135	40,118			379			2,638
12	.....bushels..	1,024,267	968,641			7,930			47,696
13	Cotton harvested.....multiple units reporting..	1,690	1,636			18			36
14	.....subunits reporting..	3,366	3,291			30			45
15	.....acres..	44,136	43,589			249			298
16	.....bales..	21,603	21,381			70			152
17	Tobacco harvested.....multiple units reporting..								
18	.....subunits reporting..								
19	.....acres..								
20	.....pounds..								
21	Peanuts harvested for picking or threshing.....multiple units reporting..	28	9			18			1
22	.....subunits reporting..	34	9			24			1
23	.....acres..	117	11			102			4
24	.....pounds..	48,258	4,903			41,855			1,500
25	Horses and mules.....multiple units reporting..	1,478	1,404			18			56
26	.....number..	4,595	4,370			61			164
Landlord-tenant operations containing multiple units:									
27	All subunits including home farm.....number..	5,304	4,982			45			277
28	Land in all subunits including home farm.....acres..	360,538	329,674			3,827			27,037
29	Owned by operator of multiple unit.....acres..	305,599	278,979			3,777			22,843
30	Rented by operator of multiple unit.....acres..	54,939	50,695			50			4,194
31	Subunits not included in multiple units.....operators reporting..	559	521			5			33
32	.....number..	1,170	1,080			6			84
33	Share tenants.....number..	809	757			2			50
34	Other tenants, not croppers nor share tenants.....number..	361	323			4			34
35	Land in subunits not included in multiple units.....acres..	61,256	54,315			333			6,608

Item (For definitions and explanations, see text)		Areas 3 and A							
		Total	Type of farm						
			Cotton	Peanut	Cotton and tobacco	Cotton and peanut	Tobacco and peanut	Cotton, tobacco, and peanut	Miscellaneous
1	Multiple-unit operations.....number..	928	826			11			91
2	Subunits in multiple-unit operations.....total number..	2,314	2,099			25			190
3	Home farms.....number..	878	781			10			87
4	Cropper farms.....number..	1,436	1,318			15			103
5	Land in multiple-unit operations.....total acres..	244,942	221,904			1,497			21,541
6	Home farms.....acres..	186,033	166,375			1,196			18,462
7	Cropper farms.....acres..	58,909	55,529			301			3,079
8	Cropland harvested.....total acres..	77,122	72,550			474			4,098
9	Corn harvested for grain.....multiple units reporting..	885	806			11			68
10	.....subunits reporting..	1,818	1,706			16			96
11	.....acres..	30,215	28,555			142			1,518
12	.....bushels..	595,965	564,899			3,085			27,981
13	Cotton harvested.....multiple units reporting..	856	826			11			19
14	.....subunits reporting..	1,768	1,730			16			22
15	.....acres..	31,510	31,211			115			184
16	.....bales..	13,864	13,728			53			83
17	Tobacco harvested.....multiple units reporting..								
18	.....subunits reporting..								
19	.....acres..								
20	.....pounds..								
21	Peanuts harvested for picking or threshing.....multiple units reporting..	25	12			11			2
22	.....subunits reporting..	29	13			13			3
23	.....acres..	38	11			25			2
24	.....pounds..	19,433	6,262			12,561			610
25	Horses and mules.....multiple units reporting..	720	645			10			65
26	.....number..	2,389	2,237			20			132
Landlord-tenant operations containing multiple units:									
27	All subunits including home farm.....number..	2,922	2,634			30			258
28	Land in all subunits including home farm.....acres..	275,752	248,807			1,662			25,283
29	Owned by operator of multiple unit.....acres..	227,055	201,315			1,648			24,092
30	Rented by operator of multiple unit.....acres..	48,697	47,492			14			1,191
31	Subunits not included in multiple units.....operators reporting..	293	257			5			31
32	.....number..	608	535			5			68
33	Share tenants.....number..	409	372			1			36
34	Other tenants, not croppers nor share tenants.....number..	199	163			4			32
35	Land in subunits not included in multiple units.....acres..	30,810	26,903			165			3,742



## MULTIPLE-UNIT OPERATIONS

Economic Area Table 3.—MULTIPLE-UNIT OPERATIONS, BY TYPE OF FARM: CENSUS OF 1950—Continued

[Data for units, land in units, and number of horses and mules relate to April 1, 1950; those for cropland harvested and crops harvested relate to 1949]

Item (For definitions and explanations, see text)	Areas 4 and B							
	Total	Type of farm						Miscellaneous
		Cotton	Peanut	Cotton and tobacco	Cotton and peanut	Tobacco and peanut	Cotton, tobacco, and peanut	
1 Multiple-unit operations.....number..	1,023	855				28		140
2 Subunits in multiple-unit operations.....total number..	2,674	2,290				71		313
3 Home farms.....number..	973	809				28		136
4 Cropper farms.....number..	1,701	1,481				43		177
5 Land in multiple-unit operations.....total acres..	410,433	336,897				14,645		58,891
6 Home farms.....acres..	337,782	276,374				13,050		48,358
7 Cropper farms.....acres..	72,651	60,523				1,595		10,533
8 Cropland harvested.....total acres..	80,764	69,434				3,358		7,972
9 Corn harvested for grain.....multiple units reporting..	983	843				28		112
10 subunits reporting..	2,157	1,901				66		190
11 acres..	34,109	29,747				1,366		2,996
12 bushels..	517,166	445,264				22,500		49,402
13 Cotton harvested.....multiple units reporting..	911	855				28		28
14 subunits reporting..	1,874	1,776				60		38
15 acres..	26,614	25,614				754		246
16 bales..	11,691	11,332				255		104
17 Tobacco harvested.....multiple units reporting..								
18 subunits reporting..								
19 acres..								
20 pounds..								
21 Peanuts harvested for picking or threshing.....multiple units reporting..	58	29				28		1
22 subunits reporting..	96	36				59		1
23 acres..	414	32				381		1
24 pounds..	218,888	15,150				203,663		75
25 Horses and mules.....multiple units reporting..	946	808				25		113
26 number..	3,639	3,237				109		293
Landlord-tenant operations containing multiple units:								
27 All subunits including home farm.....number..	3,665	2,906				125		634
28 Land in all subunits including home farm.....acres..	470,040	377,623				16,587		75,830
29 Owned by operator of multiple unit.....acres..	422,655	336,500				14,369		71,786
30 Rented by operator of multiple unit.....acres..	47,385	41,123				2,218		4,044
31 Subunits not included in multiple units.....operators reporting..	332	273				11		48
32 number..	991	616				54		321
33 Share tenants.....number..	373	263				11		99
34 Other tenants, not croppers nor share tenants.....number..	618	353				43		222
35 Land in subunits not included in multiple units.....acres..	59,607	40,726				1,942		16,939

Item (For definitions and explanations, see text)	Area 5							
	Total	Type of farm						Miscellaneous
		Cotton	Peanut	Cotton and tobacco	Cotton and peanut	Tobacco and peanut	Cotton, tobacco, and peanut	
1 Multiple-unit operations.....number..	1,953	1,755	5			39		154
2 Subunits in multiple-unit operations.....total number..	5,241	4,805	10			89		337
3 Home farms.....number..	1,877	1,687	5			36		149
4 Cropper farms.....number..	3,364	3,118	5			53		188
5 Land in multiple-unit operations.....total acres..	673,079	608,109	803			7,987		56,180
6 Home farms.....acres..	554,307	497,720	768			6,208		49,611
7 Cropper farms.....acres..	118,772	110,389	35			1,779		6,569
8 Cropland harvested.....total acres..	157,075	147,135	62			1,892		7,986
9 Corn harvested for grain.....multiple units reporting..	1,870	1,721	4			38		107
10 subunits reporting..	4,257	3,998	5			67		187
11 acres..	69,596	65,690	39			893		2,974
12 bushels..	1,329,039	1,250,835	687			16,413		61,104
13 Cotton harvested.....multiple units reporting..	1,832	1,755				39		38
14 subunits reporting..	4,078	3,972				55		51
15 acres..	58,789	58,003				524		262
16 bales..	28,291	27,632				463		196
17 Tobacco harvested.....multiple units reporting..								
18 subunits reporting..								
19 acres..								
20 pounds..								
21 Peanuts harvested for picking or threshing.....multiple units reporting..	132	84	5			39		4
22 subunits reporting..	171	107	5			53		6
23 acres..	310	128	8			166		8
24 pounds..	161,785	68,118	3,680			86,102		3,885
25 Horses and mules.....multiple units reporting..	1,745	1,593	3			34		115
26 number..	6,087	5,739	5			80		263
Landlord-tenant operations containing multiple units:								
27 All subunits including home farm.....number..	6,891	6,277	12			123		479
28 Land in all subunits including home farm.....acres..	751,178	679,537	824			9,027		61,790
29 Owned by operator of multiple unit.....acres..	649,156	585,618	824			7,534		55,180
30 Rented by operator of multiple unit.....acres..	102,022	93,919				1,493		6,610
31 Subunits not included in multiple units.....operators reporting..	628	553	1			11		63
32 number..	1,650	1,472	2			34		142
33 Share tenants.....number..	803	720				20		63
34 Other tenants, not croppers nor share tenants.....number..	847	752	2			14		79
35 Land in subunits not included in multiple units.....acres..	78,099	71,428	21			1,040		5,610

Economic Area Table 3.—MULTIPLE-UNIT OPERATIONS, BY TYPE OF FARM: CENSUS OF 1950—Continued

[Data for units, land in units, and number of horses and mules relate to April 1, 1950; those for cropland harvested and crops harvested relate to 1949]

Item (For definitions and explanations, see text)	Areas 6 and C							
	Total	Type of farm						
		Cotton	Peanut	Cotton and tobacco	Cotton and peanut	Tobacco and peanut	Cotton, tobacco, and peanut	Miscellaneous
1 Multiple-unit operations.....number..	1,543	1,131	10	.....	125	.....	.....	277
2 Subunits in multiple-unit operations.....total number..	5,743	4,520	22	.....	373	.....	.....	828
3 Home farms.....number..	1,445	1,046	9	.....	121	.....	.....	269
4 Cropper farms.....number..	4,298	3,474	13	.....	252	.....	.....	559
5 Land in multiple-unit operations.....total acres..	1,311,934	888,992	4,439	.....	72,356	.....	.....	346,147
6 Home farms.....acres..	1,202,922	804,467	4,020	.....	62,572	.....	.....	331,863
7 Cropper farms.....acres..	109,012	84,525	419	.....	9,784	.....	.....	14,284
8 Cropland harvested.....total acres..	208,175	145,567	387	.....	10,597	.....	.....	51,624
9 Corn harvested for grain.....multiple units reporting..	1,441	1,085	10	.....	125	.....	.....	221
10 Subunits reporting.....	4,515	3,666	17	.....	312	.....	.....	520
11 acres.....	63,004	50,025	211	.....	4,703	.....	.....	8,065
12 bushels.....	1,110,234	873,812	4,230	.....	70,918	.....	.....	161,274
13 Cotton harvested.....multiple units reporting..	1,389	1,131	1	.....	125	.....	.....	132
14 Subunits reporting.....	4,424	3,868	1	.....	280	.....	.....	275
15 acres.....	60,115	55,289	2	.....	2,823	.....	.....	2,001
16 bales.....	29,852	28,033	1	.....	1,037	.....	.....	781
17 Tobacco harvested.....multiple units reporting..	.....	.....	.....	.....	.....	.....	.....	.....
18 Subunits reporting.....	.....	.....	.....	.....	.....	.....	.....	.....
19 acres.....	.....	.....	.....	.....	.....	.....	.....	.....
20 pounds.....	.....	.....	.....	.....	.....	.....	.....	.....
21 Peanuts harvested for picking or threshing.....multiple units reporting..	251	103	10	.....	125	.....	.....	23
22 Subunits reporting.....	438	160	15	.....	236	.....	.....	27
23 acres.....	1,701	220	111	.....	1,304	.....	.....	66
24 pounds.....	819,539	91,611	57,760	.....	638,193	.....	.....	31,973
25 Horses and mules.....multiple units reporting..	1,276	947	9	.....	116	.....	.....	204
26 number.....	7,191	5,543	27	.....	491	.....	.....	1,130
Landlord-tenant operations containing multiple units:								
27 All subunits including home farm.....number..	11,160	8,234	26	.....	588	.....	.....	2,312
28 Land in all subunits including home farm.....acres..	1,563,253	1,057,937	4,616	.....	85,068	.....	.....	415,612
29 Owned by operator of multiple unit.....acres..	1,235,616	811,606	4,176	.....	69,710	.....	.....	350,124
30 Rented by operator of multiple unit.....acres..	327,637	246,331	440	.....	15,358	.....	.....	65,488
31 Subunits not included in multiple units.....operators reporting..	837	578	4	.....	65	.....	.....	190
32 number.....	5,417	3,714	4	.....	215	.....	.....	1,484
33 Share tenants.....number..	1,389	1,044	1	.....	64	.....	.....	280
34 Other tenants, not croppers nor share tenants.....number..	4,028	2,670	3	.....	151	.....	.....	1,204
35 Land in subunits not included in multiple units.....acres..	251,319	168,965	177	.....	12,712	.....	.....	69,465

Item (For definitions and explanations, see text)	Area 7a							
	Total	Type of farm						
		Cotton	Peanut	Cotton and tobacco	Cotton and peanut	Tobacco and peanut	Cotton, tobacco, and peanut	Miscellaneous
1 Multiple-unit operations.....number..	3,067	259	365	2	2,249	1	7	184
2 Subunits in multiple-unit operations.....total number..	8,299	641	850	5	6,366	2	18	417
3 Home farms.....number..	2,832	243	353	2	2,054	1	7	172
4 Cropper farms.....number..	5,467	398	497	3	4,312	1	11	245
5 Land in multiple-unit operations.....total acres..	1,112,509	89,208	123,933	554	805,542	120	1,478	91,674
6 Home farms.....acres..	823,619	75,610	97,242	454	569,920	80	1,149	79,164
7 Cropper farms.....acres..	288,890	13,598	26,691	100	235,622	40	329	12,510
8 Cropland harvested.....total acres..	356,114	22,842	32,889	331	286,779	50	465	12,758
9 Corn harvested for grain.....multiple units reporting..	2,950	249	352	2	2,209	1	7	130
10 Subunits reporting.....	6,624	490	646	5	5,271	1	14	197
11 acres.....	127,320	9,681	12,391	124	100,885	10	272	3,957
12 bushels.....	1,819,356	161,385	175,988	2,590	1,412,307	180	4,520	62,386
13 Cotton harvested.....multiple units reporting..	2,601	259	37	2	2,249	.....	7	47
14 Subunits reporting.....	5,424	477	43	5	4,828	.....	13	58
15 acres.....	66,897	7,277	185	160	58,842	.....	85	348
16 bales.....	26,131	3,273	271	45	22,382	.....	30	130
17 Tobacco harvested.....multiple units reporting..	11	.....	.....	2	.....	1	7	1
18 Subunits reporting.....	14	.....	.....	4	.....	1	8	1
19 acres.....	63	.....	.....	33	.....	3	24	3
20 pounds.....	49,444	.....	.....	18,504	.....	3,000	24,940	3,000
21 Peanuts harvested for picking or threshing.....multiple units reporting..	2,688	13	365	1	2,249	1	7	52
22 Subunits reporting.....	5,857	36	640	1	5,103	1	11	65
23 acres.....	99,442	88	14,084	11	84,759	4	59	437
24 pounds.....	82,502,164	58,902	11,464,034	2,800	70,531,634	2,000	33,370	409,424
25 Horses and mules.....multiple units reporting..	2,709	216	315	2	2,031	1	6	138
26 number.....	10,931	742	1,029	10	8,763	2	19	366
Landlord-tenant operations containing multiple units:								
27 All subunits including home farm.....number..	11,032	905	1,084	8	8,282	2	20	731
28 Land in all subunits including home farm.....acres..	1,306,032	98,940	142,379	631	951,549	120	1,548	110,865
29 Owned by operator of multiple unit.....acres..	1,102,005	89,692	116,237	597	789,147	120	1,461	104,751
30 Rented by operator of multiple unit.....acres..	204,027	9,248	26,142	34	162,402	.....	87	6,114
31 Subunits not included in multiple units.....operators reporting..	1,148	107	124	2	829	.....	2	84
32 number.....	2,733	264	234	3	1,916	.....	2	314
33 Share tenants.....number..	1,412	101	106	3	1,091	.....	2	109
34 Other tenants, not croppers nor share tenants.....number..	1,321	163	128	.....	825	.....	.....	205
35 Land in subunits not included in multiple units.....acres..	193,523	9,732	18,446	77	146,007	.....	70	19,191

## MULTIPLE-UNIT OPERATIONS

Economic Area Table 3.—MULTIPLE-UNIT OPERATIONS, BY TYPE OF FARM: CENSUS OF 1950—Continued

[Data for units, land in units, and number of horses and mules relate to April 1, 1950; those for cropland harvested and crops harvested relate to 1949]

Item (For definitions and explanations, see text)		Area 7b						
		Total	Type of farm					
			Cotton	Peanut	Cotton and tobacco	Cotton and peanut	Tobacco and peanut	Cotton, tobacco, and peanut
1	Multiple-unit operations.....number..	221	142	1	7	7	7	71
2	Subunits in multiple-unit operations.....total number..	531	351	2	14	14	14	164
3	Home farms.....number..	215	138	1	7	7	7	69
4	Cropper farms.....number..	316	213	1	7	7	7	95
5	Land in multiple-unit operations.....total acres..	125,935	61,641	64	2,123	2,123	2,123	62,107
6	Home farms.....acres..	118,933	56,988	32	1,978	1,978	1,978	59,935
7	Cropper farms.....acres..	7,002	4,653	32	145	145	145	2,172
8	Cropland harvested.....total acres..	12,140	8,678	31	205	205	205	3,226
9	Corn harvested for grain.....multiple units reporting..	208	140	1	7	7	7	60
10	subunits reporting.....	417	292	2	13	13	13	110
11	acres.....	7,213	4,904	11	119	119	119	2,179
12	bushels.....	120,043	85,660	190	1,625	1,625	1,625	32,568
13	Cotton harvested.....multiple units reporting..	171	142	7	7	7	7	22
14	subunits reporting.....	299	261	9	9	9	9	29
15	acres.....	2,497	2,330	42	42	42	42	125
16	bales.....	1,278	1,179	24	24	24	24	75
17	Tobacco harvested.....multiple units reporting..	.....	.....	.....	.....	.....	.....	.....
18	subunits reporting.....	.....	.....	.....	.....	.....	.....	.....
19	acres.....	.....	.....	.....	.....	.....	.....	.....
20	pounds.....	.....	.....	.....	.....	.....	.....	.....
21	Peanuts harvested for picking or threshing.....multiple units reporting..	24	7	1	7	7	7	9
22	subunits reporting.....	26	7	1	7	7	7	11
23	acres.....	32	6	7	9	9	9	10
24	pounds.....	12,900	1,960	4,900	3,700	3,700	3,700	2,340
25	Horses and mules.....multiple units reporting..	189	123	1	7	7	7	58
26	number.....	597	342	2	17	17	17	236
Landlord-tenant operations containing multiple units:								
27	All subunits including home farm.....number..	875	545	2	33	33	33	295
28	Land in all subunits including home farm.....acres..	147,671	66,553	64	2,439	2,439	2,439	78,615
29	Owned by operator of multiple unit.....acres..	124,499	49,998	64	2,389	2,389	2,389	72,048
30	Rented by operator of multiple unit.....acres..	23,172	16,555	.....	50	50	50	6,567
31	Subunits not included in multiple units.....operators reporting..	102	68	.....	5	5	5	29
32	number.....	344	194	.....	19	19	19	131
33	Share tenants.....number..	115	79	.....	7	7	7	29
34	Other tenants, not croppers nor share tenants.....number..	229	115	.....	12	12	12	102
35	Land in subunits not included in multiple units.....acres..	21,736	4,912	.....	316	316	316	16,508

Item (For definitions and explanations, see text)		Areas 8 and D						
		Total	Type of farm					
			Cotton	Peanut	Cotton and tobacco	Cotton and peanut	Tobacco and peanut	Cotton, tobacco, and peanut
1	Multiple-unit operations.....number..	118	55	3	21	21	21	39
2	Subunits in multiple-unit operations.....total number..	293	133	6	60	60	60	94
3	Home farms.....number..	114	52	3	21	21	21	38
4	Cropper farms.....number..	179	81	3	39	39	39	56
5	Land in multiple-unit operations.....total acres..	43,271	18,150	290	6,796	6,796	6,796	18,035
6	Home farms.....acres..	35,475	14,245	214	4,735	4,735	4,735	16,281
7	Cropper farms.....acres..	7,796	3,905	76	2,061	2,061	2,061	1,754
8	Cropland harvested.....total acres..	12,276	5,742	112	2,416	2,416	2,416	4,006
9	Corn harvested for grain.....multiple units reporting..	103	54	3	20	20	20	26
10	subunits reporting.....	193	97	3	47	47	47	46
11	acres.....	4,727	2,374	44	1,153	1,153	1,153	1,156
12	bushels.....	103,245	50,749	730	20,615	20,615	20,615	31,151
13	Cotton harvested.....multiple units reporting..	84	55	.....	21	21	21	8
14	subunits reporting.....	155	102	.....	43	43	43	10
15	acres.....	2,282	1,655	.....	515	515	515	112
16	bales.....	1,409	1,089	.....	250	250	250	70
17	Tobacco harvested.....multiple units reporting..	.....	.....	.....	.....	.....	.....	.....
18	subunits reporting.....	.....	.....	.....	.....	.....	.....	.....
19	acres.....	.....	.....	.....	.....	.....	.....	.....
20	pounds.....	.....	.....	.....	.....	.....	.....	.....
21	Peanuts harvested for picking or threshing.....multiple units reporting..	28	4	3	21	21	21	4
22	subunits reporting.....	43	.....	4	35	35	35	16
23	acres.....	446	19	.....	411	411	411	4
24	pounds.....	312,470	.....	16,740	285,030	285,030	285,030	10,700
25	Horses and mules.....multiple units reporting..	77	36	3	21	21	21	17
26	number.....	201	91	5	69	69	69	36
Landlord-tenant operations containing multiple units:								
27	All subunits including home farm.....number..	362	166	7	68	68	68	121
28	Land in all subunits including home farm.....acres..	45,282	18,817	325	7,078	7,078	7,078	19,062
29	Owned by operator of multiple unit.....acres..	40,806	15,788	325	6,827	6,827	6,827	17,866
30	Rented by operator of multiple unit.....acres..	4,476	3,029	.....	251	251	251	1,196
31	Subunits not included in multiple units.....operators reporting..	32	16	1	5	5	5	10
32	number.....	69	33	1	8	8	8	27
33	Share tenants.....number..	26	10	.....	4	4	4	12
34	Other tenants, not croppers nor share tenants.....number..	43	23	1	4	4	4	15
35	Land in subunits not included in multiple units.....acres..	2,011	667	35	282	282	282	1,027

Economic Area Table 4.—MULTIPLE-UNIT OPERATIONS, BY ACRES OF CROPLAND HARVESTED: CENSUS OF 1950

[Data for units, land in units, and number of horses and mules relate to April 1, 1950; those for cropland harvested and crops harvested relate to 1949]

Item (For definitions and explanations, see text)	The State									
	Total	Acres of cropland harvested								
		None	Under 20 acres	20 to 29 acres	30 to 49 acres	50 to 99 acres	100 to 199 acres	200 to 499 acres	500 acres and over	
1 Multiple-unit operations.....number..	12,660	118	870	1,048	2,576	4,170	2,573	1,077	228	
2 Subunits in multiple-unit operations.....total number..	35,487	238	1,782	2,202	5,490	9,888	7,987	5,543	2,357	
3 Home farms.....number..	11,944	108	835	1,009	2,461	3,872	2,416	1,016	227	
4 Cropper farms.....number..	23,543	130	947	1,193	3,029	6,016	5,571	4,527	2,130	
5 Land in multiple-unit operations.....total acres..	4,803,052	43,206	205,781	184,105	481,088	1,034,014	1,164,349	1,059,784	630,725	
6 Home farms.....acres..	3,935,038	34,591	185,335	156,649	393,097	810,204	927,600	871,315	556,247	
7 Cropper farms.....acres..	868,014	8,615	20,446	27,456	87,991	223,810	236,749	188,469	74,478	
8 Cropland harvested.....total acres..	1,285,188	.....	10,874	25,860	100,758	294,779	353,773	310,313	188,831	
9 Corn harvested for grain.....multiple units reporting..	12,004	.....	705	984	2,482	4,059	2,503	1,053	218	
10 subunits reporting..	27,465	.....	901	1,475	4,184	8,143	6,561	4,403	1,798	
11 acres..	453,976	.....	5,273	12,071	43,987	119,477	130,012	96,938	46,218	
12 bushels..	8,123,895	.....	99,981	222,567	833,363	2,143,482	2,222,256	1,714,635	887,611	
13 Cotton harvested.....multiple units reporting..	11,551	.....	581	931	2,392	3,937	2,446	1,046	218	
14 subunits reporting..	26,931	.....	691	1,324	3,876	7,721	6,475	4,743	2,101	
15 acres..	440,728	.....	3,747	9,879	36,568	103,837	116,351	104,920	65,426	
16 bales..	217,489	.....	1,752	4,797	16,813	47,832	55,804	53,961	36,530	
17 Tobacco harvested.....multiple units reporting..	17	.....	.....	.....	1	12	3	1	.....	
18 subunits reporting..	20	.....	.....	.....	1	14	3	2	.....	
19 acres..	80	.....	.....	.....	2	37	13	8	.....	
20 pounds..	71,987	.....	.....	.....	3,200	38,783	14,400	15,604	.....	
21 Rice harvested.....multiple units reporting..	(*)	(*)	(*)	(*)	(*)	(*)	(*)	(*)	(*)	
22 subunits reporting..	(*)	(*)	(*)	(*)	(*)	(*)	(*)	(*)	(*)	
23 acres..	(*)	(*)	(*)	(*)	(*)	(*)	(*)	(*)	(*)	
24 bushels..	(*)	(*)	(*)	(*)	(*)	(*)	(*)	(*)	(*)	
25 Peanuts harvested for picking or threshing.....multiple units reporting..	3,247	.....	50	127	453	1,211	972	383	51	
26 subunits reporting..	6,697	.....	57	143	554	1,968	2,145	1,462	368	
27 acres..	102,503	.....	150	716	4,066	22,101	37,148	30,641	7,681	
28 bushels..	84,096,737	.....	134,010	549,416	3,248,993	17,184,986	30,932,013	25,429,337	6,617,982	
29 Horses and mules.....multiple units reporting..	10,688	51	652	868	2,212	3,566	2,196	941	202	
30 number..	41,550	106	1,358	2,021	5,904	11,533	10,130	7,171	3,327	
31 Landlord-tenant operations containing multiple units:										
32 All subunits including home farm.....number..	50,058	571	2,886	2,927	7,481	12,835	11,405	8,050	3,903	
33 Land in all subunits including home farm.....acres..	5,599,331	70,089	266,887	218,377	588,115	1,182,958	1,355,411	1,209,897	707,597	
34 Owned by operator of multiple unit.....acres..	4,548,286	65,326	244,617	198,217	527,077	965,902	1,046,307	924,639	576,201	
35 Rented by operator of multiple unit.....acres..	1,051,045	4,763	22,270	20,160	61,038	217,056	309,104	285,258	131,396	
36 Subunits not included in multiple units.....operators reporting..	4,603	52	369	361	829	1,265	987	568	172	
37 number..	14,571	333	1,104	725	1,991	2,947	3,418	2,507	1,546	
38 Share tenants.....number..	6,290	73	385	327	937	1,363	1,485	1,144	576	
39 Other tenants, not croppers nor share tenants.....number..	8,281	260	719	398	1,054	1,584	1,933	1,363	970	
Land in subunits not included in multiple units.....acres..	796,279	26,883	61,106	34,272	107,027	148,944	191,062	150,113	76,872	

Item (For definitions and explanations, see text)	Area 1									
	Total	Acres of cropland harvested								
		None	Under 20 acres	20 to 29 acres	30 to 49 acres	50 to 99 acres	100 to 199 acres	200 to 499 acres	500 acres and over	
1 Multiple-unit operations.....number..	2,066	8	88	97	303	717	537	249	67	
2 Subunits in multiple-unit operations.....total number..	6,258	17	178	196	637	1,685	1,604	1,221	720	
3 Home farms.....number..	1,957	7	83	93	285	663	516	243	67	
4 Cropper farms.....number..	4,301	10	95	103	352	1,022	1,088	978	653	
5 Land in multiple-unit operations.....total acres..	581,667	1,092	10,113	8,277	39,121	119,263	151,560	141,841	110,400	
6 Home farms.....acres..	454,763	531	8,270	6,264	30,363	87,551	117,306	111,585	92,893	
7 Cropper farms.....acres..	126,904	561	1,843	2,013	8,758	31,712	34,254	30,256	17,507	
8 Cropland harvested.....total acres..	273,589	.....	1,194	2,391	12,037	51,759	75,165	71,667	59,376	
9 Corn harvested for grain.....multiple units reporting..	1,903	.....	58	77	274	682	509	239	64	
10 subunits reporting..	4,241	.....	65	102	426	1,248	1,196	794	410	
11 acres..	74,657	.....	346	736	4,057	16,673	23,182	17,143	12,520	
12 bushels..	1,504,580	.....	7,278	13,274	80,674	300,806	429,894	379,917	292,737	
13 Cotton harvested.....multiple units reporting..	2,017	.....	71	94	297	709	531	249	66	
14 subunits reporting..	5,543	.....	85	143	511	1,482	1,467	1,156	699	
15 acres..	147,888	.....	634	1,436	6,266	26,655	39,517	40,231	33,149	
16 bales..	83,370	.....	317	642	3,092	13,673	21,117	23,502	21,027	
17 Tobacco harvested.....multiple units reporting..	6	.....	.....	.....	.....	5	1	.....	.....	
18 subunits reporting..	6	.....	.....	.....	.....	5	1	.....	.....	
19 acres..	17	.....	.....	.....	.....	12	5	.....	.....	
20 pounds..	22,543	.....	.....	.....	.....	16,343	6,200	.....	.....	
21 Rice harvested.....multiple units reporting..	(*)	(*)	(*)	(*)	(*)	(*)	(*)	(*)	(*)	
22 subunits reporting..	(*)	(*)	(*)	(*)	(*)	(*)	(*)	(*)	(*)	
23 acres..	(*)	(*)	(*)	(*)	(*)	(*)	(*)	(*)	(*)	
24 bushels..	(*)	(*)	(*)	(*)	(*)	(*)	(*)	(*)	(*)	
25 Peanuts harvested for picking or threshing.....multiple units reporting..	3	.....	.....	.....	1	2	.....	.....	.....	
26 subunits reporting..	3	.....	.....	.....	1	2	.....	.....	.....	
27 acres..	3	.....	.....	.....	1	2	.....	.....	.....	
28 pounds..	1,300	.....	.....	.....	600	700	.....	.....	.....	
29 Horses and mules.....multiple units reporting..	1,548	4	44	66	222	533	415	207	57	
30 number..	5,920	5	115	165	655	1,549	1,541	1,101	789	
31 Landlord-tenant operations containing multiple units:										
32 All subunits including home farm.....number..	7,847	29	284	249	838	2,072	1,965	1,480	930	
33 Land in all subunits including home farm.....acres..	679,585	2,139	16,459	10,653	48,274	141,096	174,824	159,492	126,648	
34 Owned by operator of multiple unit.....acres..	440,895	1,310	13,568	9,560	41,456	100,738	104,105	86,175	83,983	
35 Rented by operator of multiple unit.....acres..	238,690	829	2,891	1,093	6,818	40,358	70,719	73,317	42,665	
36 Subunits not included in multiple units.....operators reporting..	672	6	47	33	94	192	154	107	39	
37 number..	1,589	12	106	53	201	387	361	259	210	
38 Share tenants.....number..	954	7	55	30	148	236	203	143	132	
39 Other tenants, not croppers nor share tenants.....number..	635	5	51	23	53	151	158	116	78	
Land in subunits not included in multiple units.....acres..	97,918	1,047	6,346	2,376	9,153	21,833	23,264	17,651	16,248	

\* Not available.

## MULTIPLE-UNIT OPERATIONS

Economic Area Table 4.—MULTIPLE-UNIT OPERATIONS, BY ACRES OF CROPLAND HARVESTED: CENSUS OF 1950—Continued

[Data for units, land in units, and number of horses and mules relate to April 1, 1950; those for cropland harvested and crops harvested relate to 1949]

Item (For definitions and explanations, see text)		Area 2								
		Total	Acres of cropland harvested							
			None	Under 20 acres	20 to 29 acres	30 to 49 acres	50 to 99 acres	100 to 199 acres	200 to 499 acres	500 acres and over
1	Multiple-unit operations.....number..	1,741	7	137	199	529	614	223	30	2
2	Subunits in multiple-unit operations.....total number..	4,134	17	277	430	1,099	1,415	743	142	11
3	Home farms.....number..	1,653	6	132	195	515	566	209	28	2
4	Cropper farms.....number..	2,481	11	145	235	584	849	534	114	9
5	Land in multiple-unit operations.....total acres..	299,282	815	10,461	15,051	54,219	109,054	72,507	33,279	3,896
6	Home farms.....acres..	221,204	624	8,431	10,612	38,843	79,687	51,115	28,261	3,631
7	Cropper farms.....acres..	78,078	191	2,030	4,439	15,376	29,367	21,392	5,018	265
8	Cropland harvested.....total acres..	107,933	.....	1,744	4,930	20,608	41,929	29,309	7,929	1,484
9	Corn harvested for grain.....multiple units reporting..	1,661	.....	107	188	516	597	221	30	2
10	.....subunits reporting..	3,243	.....	134	278	892	1,196	625	107	11
11	.....acres..	43,135	.....	671	2,096	8,187	16,967	12,078	2,859	277
12	.....bushels..	1,024,267	.....	17,764	51,725	219,332	407,465	267,089	55,820	5,072
13	Cotton harvested.....multiple units reporting..	1,690	.....	117	194	520	607	220	30	2
14	.....subunits reporting..	3,366	.....	144	291	909	1,253	643	115	11
15	.....acres..	44,136	.....	831	2,370	8,943	18,116	11,204	2,368	304
16	.....bales..	21,603	.....	451	1,291	4,433	8,618	5,627	1,015	168
17	Tobacco harvested.....multiple units reporting..	.....	.....	.....	.....	.....	.....	.....	.....	.....
18	.....subunits reporting..	.....	.....	.....	.....	.....	.....	.....	.....	.....
19	.....acres..	.....	.....	.....	.....	.....	.....	.....	.....	.....
20	.....pounds..	.....	.....	.....	.....	.....	.....	.....	.....	.....
21	Rice harvested.....multiple units reporting..	(*)	(*)	(*)	(*)	(*)	(*)	(*)	(*)	(*)
22	.....subunits reporting..	(*)	(*)	(*)	(*)	(*)	(*)	(*)	(*)	(*)
23	.....acres..	(*)	(*)	(*)	(*)	(*)	(*)	(*)	(*)	(*)
24	.....bushels..	(*)	(*)	(*)	(*)	(*)	(*)	(*)	(*)	(*)
25	Peanuts harvested for picking or threshing.....multiple units reporting..	28	.....	1	3	9	13	2	.....	.....
26	.....subunits reporting..	34	.....	1	3	11	17	2	.....	.....
27	.....acres..	117	.....	1	7	45	56	8	.....	.....
28	.....pounds..	48,258	.....	500	2,454	17,216	26,088	2,000	.....	.....
29	Horses and mules.....multiple units reporting..	1,478	.....	102	163	467	530	184	28	2
30	.....number..	4,595	.....	208	384	1,193	1,703	933	143	20
Landlord-tenant operations containing multiple units:										
31	All subunits including home farm.....number..	5,304	28	423	523	1,384	1,779	963	180	24
32	Land in all subunits including home farm.....acres..	360,538	1,304	18,167	20,498	66,094	125,261	85,775	39,163	4,276
33	Owned by operator of multiple unit.....acres..	305,599	1,257	17,689	18,714	59,703	103,906	69,872	30,621	3,837
34	Rented by operator of multiple unit.....acres..	54,939	47	478	1,784	6,391	21,355	15,903	8,542	439
35	Subunits not included in multiple units.....operators reporting..	559	3	61	65	159	175	80	14	2
36	.....number..	1,170	11	146	93	285	364	220	38	13
37	Share tenants.....number..	809	6	93	60	200	254	173	20	3
38	Other tenants, not croppers nor share tenants.....number..	361	5	53	33	85	110	47	18	10
39	Land in subunits not included in multiple units.....acres..	61,256	489	7,706	5,447	11,875	16,207	13,268	5,884	380

Item (For definitions and explanations, see text)		Areas 3 and A								
		Total	Acres of cropland harvested							
			None	Under 20 acres	20 to 29 acres	30 to 49 acres	50 to 99 acres	100 to 199 acres	200 to 499 acres	500 acres and over
1	Multiple-unit operations.....number..	928	10	103	82	195	312	160	57	9
2	Subunits in multiple-unit operations.....total number..	2,314	21	209	167	411	715	454	264	73
3	Home farms.....number..	878	8	100	78	190	298	143	52	9
4	Cropper farms.....number..	1,436	13	109	89	221	417	311	212	64
5	Land in multiple-unit operations.....total acres..	244,942	4,058	11,900	10,849	28,144	68,843	55,903	46,784	18,461
6	Home farms.....acres..	186,033	3,421	9,980	8,357	21,062	51,992	41,837	34,517	14,887
7	Cropper farms.....acres..	58,909	637	1,920	2,492	7,082	16,851	14,066	12,267	3,574
8	Cropland harvested.....total acres..	77,122	.....	1,176	2,007	7,573	22,517	21,449	15,472	6,928
9	Corn harvested for grain.....multiple units reporting..	885	.....	84	78	193	307	158	56	9
10	.....subunits reporting..	1,818	.....	100	105	319	609	396	224	65
11	.....acres..	30,215	.....	610	938	3,297	8,865	7,913	5,756	2,836
12	.....bushels..	595,965	.....	12,415	17,779	70,074	181,938	154,260	105,743	53,756
13	Cotton harvested.....multiple units reporting..	856	.....	68	73	188	302	159	57	9
14	.....subunits reporting..	1,768	.....	78	96	301	594	396	235	68
15	.....acres..	31,510	.....	387	825	3,062	9,277	9,352	6,183	2,424
16	.....bales..	13,864	.....	166	337	1,304	4,015	4,146	2,840	1,056
17	Tobacco harvested.....multiple units reporting..	.....	.....	.....	.....	.....	.....	.....	.....	.....
18	.....subunits reporting..	.....	.....	.....	.....	.....	.....	.....	.....	.....
19	.....acres..	.....	.....	.....	.....	.....	.....	.....	.....	.....
20	.....pounds..	.....	.....	.....	.....	.....	.....	.....	.....	.....
21	Rice harvested.....multiple units reporting..	(*)	(*)	(*)	(*)	(*)	(*)	(*)	(*)	(*)
22	.....subunits reporting..	(*)	(*)	(*)	(*)	(*)	(*)	(*)	(*)	(*)
23	.....acres..	(*)	(*)	(*)	(*)	(*)	(*)	(*)	(*)	(*)
24	.....bushels..	(*)	(*)	(*)	(*)	(*)	(*)	(*)	(*)	(*)
25	Peanuts harvested for picking or threshing.....multiple units reporting..	25	.....	4	2	8	8	1	2	.....
26	.....subunits reporting..	29	.....	5	2	8	10	1	3	.....
27	.....acres..	38	.....	5	1	8	19	1	4	.....
28	.....pounds..	19,433	.....	2,150	892	2,101	12,290	400	1,600	.....
29	Horses and mules.....multiple units reporting..	720	.....	79	63	158	238	125	44	8
30	.....number..	2,389	.....	7	139	434	741	488	330	105
Landlord-tenant operations containing multiple units:										
31	All subunits including home farm.....number..	2,922	36	283	216	493	856	565	363	110
32	Land in all subunits including home farm.....acres..	275,752	5,455	15,779	12,744	30,891	75,038	61,500	53,431	20,514
33	Owned by operator of multiple unit.....acres..	227,055	5,402	15,165	10,525	27,158	60,536	46,446	42,874	18,949
34	Rented by operator of multiple unit.....acres..	48,697	53	614	2,219	3,733	14,502	15,054	10,557	1,965
35	Subunits not included in multiple units.....operators reporting..	293	4	32	29	51	88	55	28	6
36	.....number..	608	15	74	49	82	141	111	99	37
37	Share tenants.....number..	409	11	41	31	47	91	85	72	31
38	Other tenants, not croppers nor share tenants.....number..	199	4	33	18	35	50	26	27	6
39	Land in subunits not included in multiple units.....acres..	30,810	1,397	3,879	1,895	2,747	6,195	5,597	6,647	2,453

\* Not available.

Economic Area Table 4.—MULTIPLE-UNIT OPERATIONS, BY ACRES OF CROPLAND HARVESTED: CENSUS OF 1950—Continued

[Data for units, land in units, and number of horses and mules relate to April 1, 1950; those for cropland harvested and crops harvested relate to 1949]

Item (For definitions and explanations, see text)		Areas 4 and B								
		Total	Acres of cropland harvested							
			None	Under 20 acres	20 to 29 acres	30 to 49 acres	50 to 99 acres	100 to 199 acres	200 to 499 acres	500 acres and over
1	Multiple-unit operations.....number..	1,023	14	94	117	258	328	135	66	11
2	Subunits in multiple-unit operations.....total number..	2,674	28	192	240	548	824	430	332	80
3	Home farms.....number..	973	13	90	116	243	306	130	64	11
4	Cropper farms.....number..	1,701	15	102	124	305	518	300	268	69
5	Land in multiple-unit operations.....total acres..	410,433	8,998	19,077	37,526	48,908	105,295	83,213	84,706	22,710
6	Home farms.....acres..	337,782	8,561	13,465	33,145	37,400	85,336	68,731	71,869	19,275
7	Cropper farms.....acres..	72,651	437	5,612	4,381	11,508	19,959	14,482	12,837	3,435
8	Cropland harvested.....total acres..	80,764	.....	1,221	2,892	9,909	22,950	18,274	18,495	7,023
9	Corn harvested for grain.....multiple units reporting..	983	.....	81	115	255	324	133	64	11
10	subunits reporting..	2,157	.....	100	181	434	702	379	290	71
11	acres..	34,109	.....	679	1,577	4,843	10,550	7,949	6,600	1,911
12	bushels..	517,166	.....	11,343	28,010	77,044	159,384	119,618	99,376	22,391
13	Cotton harvested.....multiple units reporting..	911	.....	54	103	238	313	128	64	11
14	subunits reporting..	1,874	.....	59	123	352	634	353	283	70
15	acres..	26,614	.....	308	855	3,142	7,918	5,947	5,888	2,556
16	bales..	11,691	.....	124	364	1,303	3,361	2,624	2,838	1,077
17	Tobacco harvested.....multiple units reporting..	.....	.....	.....	.....	.....	.....	.....	.....	.....
18	subunits reporting..	.....	.....	.....	.....	.....	.....	.....	.....	.....
19	acres..	.....	.....	.....	.....	.....	.....	.....	.....	.....
20	pounds..	.....	.....	.....	.....	.....	.....	.....	.....	.....
21	Rice harvested.....multiple units reporting..	.....	.....	.....	.....	.....	.....	.....	.....	.....
22	subunits reporting..	(*)	(*)	(*)	(*)	(*)	(*)	(*)	(*)	(*)
23	acres..	.....	.....	.....	.....	.....	.....	.....	.....	.....
24	bushels..	.....	.....	.....	.....	.....	.....	.....	.....	.....
25	Peanuts harvested for picking or	.....	.....	.....	.....	.....	.....	.....	.....	.....
26	threshing.....multiple units reporting..	58	.....	.....	2	9	28	11	6	2
27	subunits reporting..	96	.....	.....	3	11	39	23	13	7
28	acres..	414	.....	.....	3	28	110	146	101	26
29	pounds..	218,888	.....	.....	245	15,775	46,425	75,293	56,050	25,100
30	Horses and mules.....multiple units reporting..	946	7	79	107	244	306	129	63	11
	number..	3,639	14	150	278	626	1,112	708	599	152
	Landlord-tenant operations containing multiple units:									
31	All subunits including home farm.....number..	3,665	86	241	333	666	1,086	569	443	241
32	Land in all subunits including home farm.....acres..	470,040	11,374	22,928	41,724	54,013	122,483	90,515	93,590	33,413
33	Owned by operator of multiple unit.....acres..	422,655	11,324	20,267	40,180	49,163	110,849	75,352	83,597	31,923
34	Rented by operator of multiple unit.....acres..	47,385	50	2,661	1,544	4,850	11,634	15,163	9,993	1,490
35	Subunits not included in multiple									
	units.....operators reporting..	332	5	31	34	77	97	50	31	7
36	number..	991	58	49	93	118	262	139	111	161
37	Share tenants.....number..	373	15	27	42	53	97	41	48	50
38	Other tenants, not croppers nor share tenants....number..	618	43	22	51	65	165	98	63	111
39	Land in subunits not included in multiple units.....acres..	59,607	2,376	3,851	4,198	5,105	17,188	7,302	8,884	10,703

Item (For definitions and explanations, see text)		Area 5								
		Total	Acres of cropland harvested							
			None	Under 20 acres	20 to 29 acres	30 to 49 acres	50 to 99 acres	100 to 199 acres	200 to 499 acres	500 acres and over
1	Multiple-unit operations.....number..	1,953	23	170	225	508	635	268	98	26
2	Subunits in multiple-unit operations.....total number..	5,241	38	352	472	1,097	1,506	943	574	259
3	Home farms.....number..	1,877	22	168	216	498	598	254	95	26
4	Cropper farms.....number..	3,364	16	184	256	599	908	689	479	233
5	Land in multiple-unit operations.....total acres..	673,079	4,215	30,259	33,679	101,619	168,333	138,662	130,123	66,189
6	Home farms.....acres..	554,307	1,875	26,092	27,842	85,064	134,961	108,590	111,272	58,611
7	Cropper farms.....acres..	118,772	2,340	4,167	5,837	16,555	33,372	30,072	18,851	7,578
8	Cropland harvested.....total acres..	157,075	.....	2,208	5,568	19,939	43,716	37,027	29,154	19,463
9	Corn harvested for grain.....multiple units reporting..	1,870	.....	141	217	496	628	266	97	25
10	subunits reporting..	4,257	.....	189	334	884	1,342	799	488	221
11	acres..	69,596	.....	1,126	2,818	9,731	20,393	16,219	12,685	6,624
12	bushels..	1,329,039	.....	22,760	53,300	183,715	396,678	307,262	228,179	137,145
13	Cotton harvested.....multiple units reporting..	1,832	.....	122	208	489	625	266	98	24
14	subunits reporting..	4,078	.....	141	296	801	1,267	815	523	235
15	acres..	58,789	.....	778	2,135	7,392	16,634	14,448	10,928	6,474
16	bales..	28,291	.....	348	908	3,352	7,889	6,952	5,290	3,552
17	Tobacco harvested.....multiple units reporting..	.....	.....	.....	.....	.....	.....	.....	.....	.....
18	subunits reporting..	.....	.....	.....	.....	.....	.....	.....	.....	.....
19	acres..	.....	.....	.....	.....	.....	.....	.....	.....	.....
20	pounds..	.....	.....	.....	.....	.....	.....	.....	.....	.....
21	Rice harvested.....multiple units reporting..	.....	.....	.....	.....	.....	.....	.....	.....	.....
22	subunits reporting..	(*)	(*)	(*)	(*)	(*)	(*)	(*)	(*)	(*)
23	acres..	.....	.....	.....	.....	.....	.....	.....	.....	.....
24	bushels..	.....	.....	.....	.....	.....	.....	.....	.....	.....
25	Peanuts harvested for picking or	.....	.....	.....	.....	.....	.....	.....	.....	.....
26	threshing.....multiple units reporting..	132	8	14	36	41	21	11	1	1
27	subunits reporting..	171	9	17	42	64	31	24	2	2
28	acres..	310	.....	9	16	57	46	79	75	10
29	pounds..	161,785	.....	2,595	3,454	22,853	27,093	46,744	49,046	10,000
30	Horses and mules.....multiple units reporting..	1,745	10	145	199	461	576	241	90	23
	number..	6,087	17	273	440	1,246	1,897	1,172	684	358
	Landlord-tenant operations containing multiple units:									
31	All subunits including home farm.....number..	6,891	61	465	580	1,421	1,903	1,316	789	356
32	Land in all subunits including home farm.....acres..	751,178	4,773	33,574	39,448	114,187	190,556	153,617	140,534	74,489
33	Owned by operator of multiple unit.....acres..	649,156	2,501	31,066	36,957	105,055	167,829	130,811	110,208	64,729
34	Rented by operator of multiple unit.....acres..	102,022	2,272	2,508	2,491	9,132	22,727	22,806	30,326	9,760
35	Subunits not included in multiple									
	units.....operators reporting..	628	10	62	55	132	194	105	50	20
36	number..	1,650	23	113	108	324	397	373	215	97
37	Share tenants.....number..	803	6	58	69	140	208	172	120	30
38	Other tenants, not croppers nor share tenants....number..	847	17	55	39	184	189	201	95	67
39	Land in subunits not included in multiple units.....acres..	78,099	558	3,315	5,769	12,568	22,223	14,955	10,411	8,300

\* Not available.

MULTIPLE-UNIT OPERATIONS

Economic Area Table 4.—MULTIPLE-UNIT OPERATIONS, BY ACRES OF CROPLAND HARVESTED: CENSUS OF 1950—Continued

[Data for units, land in units, and number of horses and mules relate to April 1, 1950; those for cropland harvested and crops harvested relate to 1949]

Item (For definitions and explanations, see text)		Areas 6 and C								
		Total	Acres of cropland harvested							
			None	Under 20 acres	20 to 29 acres	30 to 49 acres	50 to 99 acres	100 to 199 acres	200 to 499 acres	500 acres and over
1	Multiple-unit operations.....number..	1,543	21	153	154	274	372	290	213	66
2	Subunits in multiple-unit operations.....total number..	5,743	42	322	336	644	1,097	1,160	1,354	788
3	Home farms.....number..	1,445	20	140	143	243	345	283	206	65
4	Cropper farms.....number..	4,298	22	182	193	401	752	877	1,148	723
5	Land in multiple-unit operations.....total acres..	1,311,934	14,998	70,767	47,526	113,358	175,997	259,595	319,493	310,200
6	Home farms.....acres..	1,202,922	12,742	68,304	43,966	105,768	156,446	232,238	293,231	290,227
7	Cropper farms.....acres..	109,012	2,256	2,463	3,560	7,590	19,551	27,357	26,262	19,973
8	Cropland harvested.....total acres..	208,175	.....	1,819	3,753	10,685	26,634	40,818	62,343	62,123
9	Corn harvested for grain.....multiple units reporting..	1,441	.....	127	148	262	353	280	210	61
10	Subunits reporting.....	4,515	.....	178	253	497	868	952	1,110	657
11	acres.....	63,004	.....	928	1,813	4,546	11,236	14,816	17,464	12,201
12	bushels..	1,110,234	.....	14,834	28,629	73,572	199,004	268,011	306,440	219,744
13	Cotton harvested.....multiple units reporting..	1,389	.....	97	140	257	350	279	206	60
14	Subunits reporting.....	4,424	.....	125	226	475	831	952	1,161	654
15	acres.....	60,115	.....	579	1,469	4,074	9,326	12,736	18,799	13,122
16	bales..	29,852	.....	232	716	1,886	4,423	6,341	9,682	6,572
17	Tobacco harvested.....multiple units reporting..	.....	.....	.....	.....	.....	.....	.....	.....	.....
18	Subunits reporting.....	.....	.....	.....	.....	.....	.....	.....	.....	.....
19	acres.....	.....	.....	.....	.....	.....	.....	.....	.....	.....
20	pounds..	.....	.....	.....	.....	.....	.....	.....	.....	.....
21	Rice harvested.....multiple units reporting..	.....	.....	.....	.....	.....	.....	.....	.....	.....
22	Subunits reporting.....	.....	.....	.....	.....	.....	.....	.....	.....	.....
23	acres..	(*)	(*)	(*)	(*)	(*)	(*)	(*)	(*)	(*)
24	bushels..	.....	.....	.....	.....	.....	.....	.....	.....	.....
25	Peanuts harvested for picking or threshing.....multiple units reporting..	261	.....	13	20	48	82	55	34	9
26	Subunits reporting.....	438	.....	15	22	58	119	123	73	28
27	acres..	1,701	.....	14	66	199	485	506	350	81
28	pounds..	819,539	.....	3,782	15,803	113,059	223,289	268,991	147,660	46,955
29	Horses and mules.....multiple units reporting..	1,276	5	110	122	224	389	252	187	56
30	number..	7,191	18	248	316	717	1,314	1,685	1,768	1,125
Landlord-tenant operations containing multiple units:										
31	All subunits including home farm.....number..	11,160	228	751	521	1,245	1,795	2,429	2,540	1,651
32	Land in all subunits including home farm.....acres..	1,563,253	32,753	90,226	56,885	151,916	203,518	311,017	378,494	338,444
33	Owned by operator of multiple unit.....acres..	1,235,616	31,452	78,619	49,330	133,730	156,979	231,351	278,110	276,045
34	Rented by operator of multiple unit.....acres..	327,637	1,301	11,607	7,555	18,186	46,539	79,666	100,384	62,399
35	Subunits not included in multiple units.....operators reporting..	837	14	87	65	125	158	181	148	59
36	number..	5,417	186	429	185	601	698	1,269	1,186	863
37	Share tenants.....number..	1,389	23	78	47	180	135	315	378	233
38	Other tenants, not croppers nor share tenants.....number..	4,028	163	351	138	421	563	954	808	630
39	Land in subunits not included in multiple units.....acres..	251,319	17,755	19,459	9,359	38,558	27,521	51,422	59,001	28,244

Item (For definitions and explanations, see text)		Area 7a								
		Total	Acres of cropland harvested							
			None	Under 20 acres	20 to 29 acres	30 to 49 acres	50 to 99 acres	100 to 199 acres	200 to 499 acres	500 acres and over
1	Multiple-unit operations.....number..	3,067	24	71	128	426	1,114	915	344	45
2	Subunits in multiple-unit operations.....total number..	8,299	51	143	264	875	2,459	2,513	1,583	411
3	Home farms.....number..	2,832	22	69	123	406	1,021	838	308	45
4	Cropper farms.....number..	5,467	29	74	141	469	1,438	1,675	1,275	366
5	Land in multiple-unit operations.....total acres..	1,112,509	6,054	17,435	20,830	74,399	251,292	364,379	282,393	95,727
6	Home farms.....acres..	823,619	4,355	16,067	16,993	55,743	181,939	272,271	202,326	79,925
7	Cropper farms.....acres..	288,890	1,699	1,368	3,837	18,656	69,353	92,108	80,067	21,802
8	Cropland harvested.....total acres..	356,114	.....	818	3,191	16,856	79,900	125,725	98,716	30,908
9	Corn harvested for grain.....multiple units reporting..	2,950	.....	56	119	408	1,090	894	339	44
10	Subunits reporting.....	6,624	.....	65	149	600	2,022	2,108	1,330	350
11	acres.....	127,320	.....	442	1,459	7,529	31,735	44,981	31,766	9,408
12	bushels..	1,819,326	.....	6,712	19,810	98,749	445,880	618,320	486,219	143,666
13	Cotton harvested.....multiple units reporting..	2,601	.....	26	85	333	967	822	324	44
14	Subunits reporting.....	5,424	.....	28	98	420	1,548	1,753	1,216	361
15	acres.....	66,897	.....	122	577	3,007	14,827	21,651	19,382	7,331
16	bales..	26,131	.....	59	444	1,131	5,304	8,158	7,995	3,040
17	Tobacco harvested.....multiple units reporting..	11	.....	.....	.....	1	7	2	1	.....
18	Subunits reporting.....	14	.....	.....	.....	1	9	2	2	.....
19	acres.....	63	.....	.....	.....	2	25	8	8	.....
20	pounds..	49,444	.....	.....	.....	3,200	22,440	8,200	15,604	.....
21	Rice harvested.....multiple units reporting..	.....	.....	.....	.....	.....	.....	.....	.....	.....
22	Subunits reporting.....	.....	.....	.....	.....	.....	.....	.....	.....	.....
23	acres..	(*)	(*)	(*)	(*)	(*)	(*)	(*)	(*)	(*)
24	bushels..	.....	.....	.....	.....	.....	.....	.....	.....	.....
25	Peanuts harvested for picking or threshing.....multiple units reporting..	2,688	.....	18	76	329	1,024	877	325	39
26	Subunits reporting.....	5,857	.....	20	85	410	1,720	1,956	1,335	331
27	acres..	99,442	.....	105	604	3,687	21,322	36,324	29,836	7,564
28	pounds..	82,502,164	.....	107,583	516,678	3,048,659	16,831,051	30,483,985	24,978,281	6,535,927
29	Horses and mules.....multiple units reporting..	2,709	14	49	107	369	995	823	307	45
30	number..	10,931	23	81	214	878	3,006	3,488	2,463	778
Landlord-tenant operations containing multiple units:										
31	All subunits including home farm.....number..	11,032	72	234	357	1,185	3,086	3,382	2,149	567
32	Land in all subunits including home farm.....acres..	1,306,032	9,051	20,718	25,029	97,676	287,926	437,767	321,812	106,053
33	Owned by operator of multiple unit.....acres..	1,102,005	8,840	19,661	23,457	87,134	238,482	356,783	274,273	93,375
34	Rented by operator of multiple unit.....acres..	204,027	211	1,057	1,572	10,542	49,444	80,984	47,539	12,678
35	Subunits not included in multiple units.....operators reporting..	1,148	7	31	59	158	330	343	182	38
36	number..	2,733	21	91	93	310	627	869	566	156
37	Share tenants.....number..	1,412	5	14	35	140	320	459	351	88
38	Other tenants, not croppers nor share tenants.....number..	1,321	16	77	58	170	307	410	215	68
39	Land in subunits not included in multiple units.....acres..	193,523	2,997	3,283	4,199	23,277	36,634	73,388	39,419	10,326

\* Not available.

Economic Area Table 4.—MULTIPLE-UNIT OPERATIONS, BY ACRES OF CROPLAND HARVESTED: CENSUS OF 1950—Continued

[Data for units, land in units, and number of horses and mules relate to April 1, 1950; those for cropland harvested and crops harvested relate to 1949]

Item (For definitions and explanations, see text)	Area 7b								
	Total	Acres of cropland harvested							
		None	Under 20 acres	20 to 29 acres	30 to 49 acres	50 to 99 acres	100 to 199 acres	200 to 499 acres	500 acres and over
1 Multiple-unit operations.....number..	221	7	39	35	63	47	23	7	.....
2 Subunits in multiple-unit operations.....total number..	531	15	79	75	138	118	80	26	.....
3 Home farms.....number..	215	7	38	34	62	44	23	7	.....
4 Cropper farms.....number..	316	8	41	41	76	74	57	19	.....
5 Land in multiple-unit operations.....total acres..	125,935	2,727	30,271	9,923	18,935	26,679	24,554	12,846	.....
6 Home farms.....acres..	118,933	2,365	29,610	9,183	17,296	24,724	23,528	12,227	.....
7 Cropper farms.....acres..	7,002	362	661	740	1,639	1,955	1,026	619	.....
8 Cropland harvested.....total acres..	12,140	.....	506	875	2,425	3,270	3,051	2,013	.....
9 Corn harvested for grain.....multiple units reporting..	208	.....	38	34	59	47	23	7	.....
10 subunits reporting..	417	.....	56	60	105	107	65	24	.....
11 acres..	7,213	.....	362	539	1,413	1,962	1,566	1,371	.....
12 bushels..	120,043	.....	5,105	8,380	23,219	31,706	31,372	20,261	.....
13 Cotton harvested.....multiple units reporting..	171	.....	21	27	53	41	23	6	.....
14 subunits reporting..	299	.....	25	40	84	74	59	17	.....
15 acres..	2,497	.....	69	161	528	697	730	312	.....
16 bales..	1,278	.....	34	78	249	335	403	179	.....
17 Tobacco harvested.....multiple units reporting..	.....	.....	.....	.....	.....	.....	.....	.....	.....
18 subunits reporting..	.....	.....	.....	.....	.....	.....	.....	.....	.....
19 acres..	.....	.....	.....	.....	.....	.....	.....	.....	.....
20 pounds..	.....	.....	.....	.....	.....	.....	.....	.....	.....
21 Rice harvested.....multiple units reporting..	.....	.....	.....	.....	.....	.....	.....	.....	.....
22 subunits reporting..	.....	.....	.....	.....	.....	.....	.....	.....	.....
23 acres..	(*)	(*)	(*)	(*)	(*)	(*)	(*)	(*)	(*)
24 bushels..	.....	.....	.....	.....	.....	.....	.....	.....	.....
25 Peanuts harvested for picking or threshing.....multiple units reporting..	24	.....	3	6	7	7	.....	1	.....
26 subunits reporting..	26	.....	3	7	7	8	.....	1	.....
27 acres..	32	.....	4	3	14	9	.....	2	.....
28 pounds..	12,900	.....	1,660	1,390	7,100	2,150	.....	600	.....
29 Horses and mules.....multiple units reporting..	189	4	33	34	52	44	16	6	.....
30 number..	597	11	129	68	127	145	71	46	.....
31 Landlord-tenant operations containing multiple units:									
32 All subunits including home farm.....number..	875	22	164	121	203	171	142	52	.....
33 Land in all subunits including home farm.....acres..	147,671	2,991	42,904	10,913	22,481	27,731	25,999	14,652	.....
34 Owned by operator of multiple unit.....acres..	124,499	2,991	42,485	9,011	21,160	19,581	17,832	11,439	.....
35 Rented by operator of multiple unit.....acres..	23,172	.....	419	1,902	1,321	8,150	8,167	3,213	.....
36 Subunits not included in multiple units.....operators reporting..	102	3	15	16	28	24	12	4	.....
37 number..	344	7	85	46	65	53	62	26	.....
38 Share tenants.....number..	115	.....	18	12	29	20	31	5	.....
39 Other tenants, not croppers nor share tenants.....number..	229	7	67	34	36	33	31	21	.....
Land in subunits not included in multiple units.....acres..	21,736	264	12,633	990	3,546	1,052	1,445	1,806	.....

Item (For definitions and explanations, see text)	Areas 8 and D								
	Total	Acres of cropland harvested							
		None	Under 20 acres	20 to 29 acres	30 to 49 acres	50 to 99 acres	100 to 199 acres	200 to 499 acres	500 acres and over
1 Multiple-unit operations.....number..	118	4	15	11	20	31	22	13	2
2 Subunits in multiple-unit operations.....total number..	293	9	30	22	41	69	60	47	15
3 Home farms.....number..	114	3	15	11	19	31	20	13	2
4 Cropper farms.....number..	179	6	15	11	22	38	40	34	13
5 Land in multiple-unit operations.....total acres..	43,271	249	5,498	444	2,385	9,258	13,976	8,319	3,142
6 Home farms.....acres..	35,475	117	5,116	287	1,598	7,568	11,984	6,027	2,818
7 Cropper farms.....acres..	7,796	132	382	157	827	1,690	1,992	2,292	324
8 Cropland harvested.....total acres..	12,276	.....	188	253	726	2,104	2,955	4,524	1,526
9 Corn harvested for grain.....multiple units reporting..	103	.....	13	8	19	31	19	11	2
10 subunits reporting..	193	.....	14	13	27	49	41	36	13
11 acres..	4,727	.....	109	95	384	1,096	1,308	1,294	441
12 bushels..	103,245	.....	1,770	1,660	6,984	20,621	26,430	32,680	13,100
13 Cotton harvested.....multiple units reporting..	84	.....	5	7	17	23	18	12	2
14 subunits reporting..	155	.....	6	11	23	38	37	37	3
15 acres..	2,282	.....	39	51	154	377	766	829	66
16 bales..	1,409	.....	21	17	63	214	436	620	38
17 Tobacco harvested.....multiple units reporting..	.....	.....	.....	.....	.....	.....	.....	.....	.....
18 subunits reporting..	.....	.....	.....	.....	.....	.....	.....	.....	.....
19 acres..	.....	.....	.....	.....	.....	.....	.....	.....	.....
20 pounds..	.....	.....	.....	.....	.....	.....	.....	.....	.....
21 Rice harvested.....multiple units reporting..	.....	.....	.....	.....	.....	.....	.....	.....	.....
22 subunits reporting..	.....	.....	.....	.....	.....	.....	.....	.....	.....
23 acres..	(*)	(*)	(*)	(*)	(*)	(*)	(*)	(*)	(*)
24 bushels..	.....	.....	.....	.....	.....	.....	.....	.....	.....
25 Peanuts harvested for picking or threshing.....multiple units reporting..	28	.....	3	4	6	6	5	4	.....
26 subunits reporting..	43	.....	4	4	6	7	9	13	.....
27 acres..	446	.....	12	16	27	34	84	273	.....
28 pounds..	312,470	.....	15,740	8,500	21,630	15,900	54,600	196,100	.....
29 Horses and mules.....multiple units reporting..	77	.....	11	7	15	24	11	9	.....
30 number..	201	.....	15	11	28	66	44	37	.....
31 Landlord-tenant operations containing multiple units:									
32 All subunits including home farm.....number..	362	9	41	27	46	87	74	54	24
33 Land in all subunits including home farm.....acres..	45,282	249	6,132	483	2,583	9,349	14,397	8,729	3,360
34 Owned by operator of multiple unit.....acres..	40,806	249	6,097	483	2,518	7,002	13,755	7,342	3,360
35 Rented by operator of multiple unit.....acres..	4,476	.....	35	.....	65	2,347	642	1,387	.....
36 Subunits not included in multiple units.....operators reporting..	32	.....	3	5	5	7	7	4	1
37 number..	69	.....	11	5	5	18	14	7	9
38 Share tenants.....number..	26	.....	1	1	.....	2	6	7	9
39 Other tenants, not croppers nor share tenants.....number..	43	.....	10	4	5	16	8	.....	.....
Land in subunits not included in multiple units.....acres..	2,011	.....	634	39	198	91	421	410	218

\* Not available.



MULTIPLE-UNIT OPERATIONS

Economic Area Table 5.—MULTIPLE-UNIT OPERATIONS, BY NUMBER OF SUBUNITS: CENSUS OF 1950

[Data for units, land in units, and number of horses and mules relate to April 1, 1950; those for cropland harvested and crops harvested relate to 1949]

Item (For definitions and explanations, see text)	The State						
	Total	Number of subunits					
		2	3	4	5 to 9	10 to 19	20 and over
1 Multiple-unit operations.....number..	12,660	8,530	2,165	847	922	167	29
2 Subunits in multiple-unit operations.....total number..	35,487	17,060	6,495	3,388	5,593	2,094	857
3 Home farms.....number..	11,944	8,078	2,031	788	866	154	27
4 Cropper farms.....number..	23,543	8,982	4,464	2,600	4,727	1,940	830
5 Land in multiple-unit operations.....total acres..	4,803,052	1,933,548	859,542	558,799	981,970	337,299	131,894
6 Home farms.....acres..	3,935,038	1,595,580	691,598	460,442	805,762	270,579	110,977
7 Cropper farms.....acres..	868,014	337,968	167,944	98,357	176,208	66,720	20,917
8 Cropland harvested.....total acres..	1,285,188	540,832	245,066	141,490	234,688	89,386	33,726
9 Corn harvested for grain.....multiple units reporting..	12,004	8,000	2,093	828	890	164	29
10 subunits reporting..	27,465	13,172	5,076	2,677	4,331	1,525	684
11 acres..	453,976	204,806	88,484	48,459	75,410	26,685	10,132
12 bushels..	8,123,895	3,657,337	1,556,480	892,841	1,356,133	489,973	171,131
13 Cotton harvested.....multiple units reporting..	11,551	7,578	2,064	819	895	166	29
14 subunits reporting..	26,931	12,078	4,911	2,706	4,607	1,835	794
15 acres..	440,728	173,768	82,702	49,899	83,755	36,896	13,708
16 bales..	217,489	80,131	41,604	24,199	42,318	20,668	8,569
17 Tobacco harvested.....multiple units reporting..	17	9	6	2	.....	.....	.....
18 subunits reporting..	20	10	8	2	.....	.....	.....
19 acres..	80	26	47	7	.....	.....	.....
20 pounds..	71,987	24,867	36,844	10,276	.....	.....	.....
21 Rice harvested.....multiple units reporting..	(*)	(*)	(*)	(*)	(*)	(*)	(*)
22 subunits reporting..	(*)	(*)	(*)	(*)	(*)	(*)	(*)
23 acres..	(*)	(*)	(*)	(*)	(*)	(*)	(*)
24 bushels..	(*)	(*)	(*)	(*)	(*)	(*)	(*)
25 Peanuts harvested for picking or threshing.....multiple units reporting..	3,247	2,091	619	229	274	27	7
26 subunits reporting..	6,697	3,109	1,338	672	1,233	250	95
27 acres..	102,503	44,324	21,898	11,061	20,205	3,717	1,298
28 pounds..	84,096,737	36,523,869	17,824,499	9,091,846	16,690,303	2,953,432	1,012,788
29 Horses and mules.....multiple units reporting..	10,688	7,057	1,872	753	833	146	27
30 number..	41,550	19,623	7,581	4,278	6,920	2,203	945
Landlord-tenant operations containing multiple units:							
31 All subunits including home farm.....number..	50,058	23,315	9,091	5,122	8,425	2,927	1,178
32 Land in all subunits including home farm.....acres..	5,599,331	2,250,184	1,000,411	650,321	1,158,202	389,960	150,253
33 Owned by operator of multiple unit.....acres..	4,548,286	1,835,022	802,372	528,258	934,752	317,198	130,684
34 Rented by operator of multiple unit.....acres..	1,051,045	415,162	198,039	122,063	223,450	72,762	19,569
35 Subunits not included in multiple units.....operators reporting..	4,603	2,699	863	408	497	113	23
36 number..	14,571	6,255	2,596	1,734	2,832	833	321
37 Share tenants.....number..	6,290	2,782	1,137	662	1,160	389	160
38 Other tenants, not croppers nor share tenants.....number..	8,281	3,473	1,459	1,072	1,672	444	161
39 Land in subunits not included in multiple units.....acres..	796,279	316,636	140,869	91,522	176,232	52,661	18,359

Item (For definitions and explanations, see text)	Area 1						
	Total	Number of subunits					
		2	3	4	5 to 9	10 to 19	20 and over
1 Multiple-unit operations.....number..	2,066	1,266	404	154	191	42	9
2 Subunits in multiple-unit operations.....total number..	6,258	2,532	1,212	616	1,146	547	205
3 Home farms.....number..	1,957	1,201	379	146	182	40	9
4 Cropper farms.....number..	4,301	1,331	833	470	964	507	196
5 Land in multiple-unit operations.....total acres..	581,667	209,566	112,084	64,206	117,672	58,391	19,748
6 Home farms.....acres..	454,763	165,290	87,297	50,699	90,377	45,985	15,115
7 Cropper farms.....acres..	126,904	44,276	24,787	13,507	27,295	12,406	4,633
8 Cropland harvested.....total acres..	273,589	96,287	56,026	29,712	52,245	28,821	10,498
9 Corn harvested for grain.....multiple units reporting..	1,903	1,146	382	147	179	40	9
10 subunits reporting..	4,241	1,838	853	418	730	281	121
11 acres..	74,657	29,584	15,483	7,682	13,470	5,780	2,658
12 bushels..	1,504,580	557,976	320,988	167,964	264,231	132,910	60,511
13 Cotton harvested.....multiple units reporting..	2,017	1,225	398	154	189	42	9
14 subunits reporting..	5,543	2,153	1,064	551	1,046	527	202
15 acres..	147,888	49,999	29,338	16,789	29,073	16,304	6,385
16 bales..	83,370	25,841	17,070	9,393	17,116	9,674	4,276
17 Tobacco harvested.....multiple units reporting..	6	4	1	1	.....	.....	.....
18 subunits reporting..	6	4	1	1	.....	.....	.....
19 acres..	17	8	5	4	.....	.....	.....
20 pounds..	22,543	9,067	6,200	7,276	.....	.....	.....
21 Rice harvested.....multiple units reporting..	(*)	(*)	(*)	(*)	(*)	(*)	(*)
22 subunits reporting..	(*)	(*)	(*)	(*)	(*)	(*)	(*)
23 acres..	(*)	(*)	(*)	(*)	(*)	(*)	(*)
24 bushels..	(*)	(*)	(*)	(*)	(*)	(*)	(*)
25 Peanuts harvested for picking or threshing.....multiple units reporting..	3	3	.....	.....	.....	.....	.....
26 subunits reporting..	3	3	.....	.....	.....	.....	.....
27 acres..	3	3	.....	.....	.....	.....	.....
28 pounds..	1,300	1,300	.....	.....	.....	.....	.....
29 Horses and mules.....multiple units reporting..	1,548	898	311	126	168	36	9
30 number..	5,920	2,520	1,110	602	1,036	400	252
Landlord-tenant operations containing multiple units:							
31 All subunits including home farm.....number..	7,847	3,233	1,519	786	1,402	638	269
32 Land in all subunits including home farm.....acres..	679,585	244,603	133,841	76,797	136,016	64,886	23,442
33 Owned by operator of multiple unit.....acres..	440,895	165,915	86,900	46,766	82,132	42,935	16,247
34 Rented by operator of multiple unit.....acres..	238,690	78,688	46,941	30,031	53,884	21,951	7,195
35 Subunits not included in multiple units.....operators reporting..	672	368	134	56	84	22	8
36 number..	1,589	701	307	170	256	91	64
37 Share tenants.....number..	954	437	192	89	128	61	47
38 Other tenants, not croppers nor share tenants.....number..	635	264	115	81	128	30	17
39 Land in subunits not included in multiple units.....acres..	97,918	35,037	21,757	12,591	18,344	6,495	3,694

\* Not available.

Economic Area Table 5.—MULTIPLE-UNIT OPERATIONS, BY NUMBER OF SUBUNITS: CENSUS OF 1950—Continued

[Data for units, land in units, and number of horses and mules relate to April 1, 1950; those for cropland harvested and crops harvested relate to 1949]

Item (For definitions and explanations, see text)	Area 2						
	Total	Number of subunits					
		2	3	4	5 to 9	10 to 19	20 and over
1 Multiple-unit operations.....number..	1,741	1,359	234	83	62	3	
2 Subunits in multiple-unit operations.....total number..	4,134	2,718	702	332	349	33	
3 Home farms.....number..	1,653	1,302	217	73	59	2	
4 Cropper farms.....number..	2,481	1,416	485	259	290	31	
5 Land in multiple-unit operations.....total acres..	299,282	170,372	53,365	40,347	34,164	1,034	
6 Home farms.....acres..	221,204	128,924	37,994	29,845	23,657	784	
7 Cropper farms.....acres..	78,078	41,448	15,371	10,502	10,507	250	
8 Cropland harvested.....total acres..	107,933	66,503	19,213	10,820	11,093	304	
9 Corn harvested for grain.....multiple units reporting..	1,661	1,286	229	81	62	3	
10 subunits reporting..	3,243	2,147	559	250	277	10	
11 acres..	43,135	27,006	7,928	4,082	4,008	111	
12 bushels..	1,024,267	664,617	177,842	93,531	85,517	2,760	
13 Cotton harvested.....multiple units reporting..	1,690	1,311	232	82	62	3	
14 subunits reporting..	3,366	2,197	580	278	299	12	
15 acres..	44,136	26,918	7,807	4,341	4,956	114	
16 bales..	21,603	12,903	4,015	2,217	2,400	68	
17 Tobacco harvested.....multiple units reporting..							
18 subunits reporting..							
19 acres..							
20 pounds..							
21 Rice harvested.....multiple units reporting..							
22 subunits reporting..							
23 acres..	(*)	(*)	(*)	(*)	(*)	(*)	(*)
24 bushels..							
25 Peanuts harvested for picking or threshing.....multiple units reporting..	28	23	3	2			
26 subunits reporting..	34	28	4	2			
27 acres..	117	98	15	4			
28 pounds..	48,258	39,855	6,900	1,503			
29 Horses and mules.....multiple units reporting..	1,478	1,147	202	71	56	2	
30 number..	4,595	3,062	768	347	409	9	
Landlord-tenant operations containing multiple units:							
31 All subunits including home farm.....number..	5,304	3,433	917	434	480	40	
32 Land in all subunits including home farm.....acres..	360,538	203,256	63,728	47,624	44,493	1,337	
33 Owned by operator of multiple unit.....acres..	305,599	170,225	55,167	39,523	39,047	1,337	
34 Rented by operator of multiple unit.....acres..	54,939	32,831	8,561	8,101	5,446		
35 Subunits not included in multiple units.....operators reporting..	599	394	94	41	29	1	
36 number..	1,170	715	215	102	131	7	
37 Share tenants.....number..	809	488	151	65	100	5	
38 Other tenants, not croppers nor share tenants.....number..	361	227	64	37	31	2	
39 Land in subunits not included in multiple units.....acres..	61,256	32,984	10,363	7,277	10,329	303	

Item (For definitions and explanations, see text)	Areas 3 and 4						
	Total	Number of subunits					
		2	3	4	5 to 9	10 to 19	20 and over
1 Multiple-unit operations.....number..	928	689	152	44	34	9	
2 Subunits in multiple-unit operations.....total number..	2,314	1,378	456	176	196	108	
3 Home farms.....number..	878	655	143	43	30	7	
4 Cropper farms.....number..	1,436	723	313	133	166	101	
5 Land in multiple-unit operations.....total acres..	244,942	128,521	48,904	24,030	26,726	16,761	
6 Home farms.....acres..	186,033	102,236	36,269	17,767	18,043	11,718	
7 Cropper farms.....acres..	58,909	26,285	12,635	6,263	8,683	5,043	
8 Cropland harvested.....total acres..	77,122	40,200	15,523	8,029	7,361	6,009	
9 Corn harvested for grain.....multiple units reporting..	885	649	150	43	34	9	
10 subunits reporting..	1,818	1,052	366	146	153	101	
11 acres..	30,215	15,333	6,210	2,837	2,802	3,033	
12 bushels..	595,965	315,771	113,585	57,053	61,110	48,446	
13 Cotton harvested.....multiple units reporting..	856	622	148	43	34	9	
14 subunits reporting..	1,768	989	369	147	159	104	
15 acres..	31,510	15,593	6,361	3,806	3,295	2,455	
16 bales..	13,864	6,790	2,721	1,614	1,738	1,001	
17 Tobacco harvested.....multiple units reporting..							
18 subunits reporting..							
19 acres..							
20 pounds..							
21 Rice harvested.....multiple units reporting..							
22 subunits reporting..							
23 acres..	(*)	(*)	(*)	(*)	(*)	(*)	(*)
24 bushels..							
25 Peanuts harvested for picking or threshing.....multiple units reporting..	25	17	7		1		
26 subunits reporting..	29	21	7		1		
27 acres..	38	30	7		1		
28 pounds..	19,433	15,812	3,321		300		
29 Horses and mules.....multiple units reporting..	720	523	124	35	30	8	
30 number..	2,389	1,339	481	166	201	202	
Landlord-tenant operations containing multiple units:							
31 All subunits including home farm.....number..	2,922	1,750	552	216	251	153	
32 Land in all subunits including home farm.....acres..	275,752	143,974	56,012	25,764	29,713	20,289	
33 Owned by operator of multiple unit.....acres..	227,055	115,888	45,221	21,018	25,064	19,864	
34 Rented by operator of multiple unit.....acres..	48,697	28,086	10,791	4,746	4,649	425	
35 Subunits not included in multiple units.....operators reporting..	293	201	53	17	17	5	
36 number..	608	372	96	40	55	45	
37 Share tenants.....number..	409	226	65	35	40	43	
38 Other tenants, not croppers nor share tenants.....number..	199	146	31	5	15	2	
39 Land in subunits not included in multiple units.....acres..	30,810	15,453	7,108	1,734	2,987	3,528	

\* Not available.

MULTIPLE-UNIT OPERATIONS

Economic Area Table 5.—MULTIPLE-UNIT OPERATIONS, BY NUMBER OF SUBUNITS: CENSUS OF 1950—Continued

[Data for units, land in units, and number of horses and mules relate to April 1, 1950; those for cropland harvested and crops harvested relate to 1949]

Item (For definitions and explanations, see text)		Areas 4 and B						
		Total	Number of subunits					
			2	3	4	5 to 9	10 to 19	20 and over
1	Multiple-unit operations.....number..	1,023	714	185	57	55	12	.....
2	Subunits in multiple-unit operations.....total number..	2,674	1,428	555	228	321	142	.....
3	Home farms.....number..	973	678	174	56	53	12	.....
4	Cropper farms.....number..	1,701	750	381	172	268	130	.....
5	Land in multiple-unit operations.....total acres..	410,433	191,877	79,954	48,820	58,251	31,531	.....
6	Home farms.....acres..	337,782	159,547	64,483	41,092	46,131	26,529	.....
7	Cropper farms.....acres..	72,651	32,330	15,471	7,728	12,120	5,002	.....
8	Cropland harvested.....total acres..	80,764	37,143	18,235	8,602	11,831	4,953	.....
9	Corn harvested for grain.....multiple units reporting..	983	677	184	56	54	12	.....
10	subunits reporting..	2,157	1,116	463	192	269	117	.....
11	acres..	34,109	16,696	7,397	3,585	4,660	1,771	.....
12	bushels..	517,166	259,793	111,469	46,840	72,639	26,425	.....
13	Cotton harvested.....multiple units reporting..	911	614	176	55	54	12	.....
14	subunits reporting..	1,874	920	405	181	252	116	.....
15	acres..	26,614	11,376	6,242	3,053	3,873	2,070	.....
16	bales..	11,691	4,659	2,929	1,278	1,863	962	.....
17	Tobacco harvested.....multiple units reporting..	.....	.....	.....	.....	.....	.....	.....
18	subunits reporting..	.....	.....	.....	.....	.....	.....	.....
19	acres..	.....	.....	.....	.....	.....	.....	.....
20	pounds..	.....	.....	.....	.....	.....	.....	.....
21	Rice harvested.....multiple units reporting..	.....	.....	.....	.....	.....	.....	.....
22	subunits reporting..	(*)	(*)	(*)	(*)	(*)	(*)	(*)
23	acres..	.....	.....	.....	.....	.....	.....	.....
24	bushels..	.....	.....	.....	.....	.....	.....	.....
25	Peanuts harvested for picking or threshing.....multiple units reporting..	58	38	9	6	4	1	.....
26	subunits reporting..	96	52	14	15	14	1	.....
27	acres..	414	238	88	23	64	1	.....
28	pounds..	218,888	123,735	36,358	12,565	46,160	70	.....
29	Horses and mules.....multiple units reporting..	946	647	175	57	55	12	.....
30	number..	3,639	1,766	821	383	463	206	.....
Landlord-tenant operations containing multiple units:								
31	All subunits including home farm.....number..	3,665	1,876	710	288	591	200	.....
32	Land in all subunits including home farm.....acres..	470,040	211,315	91,374	54,039	76,395	36,917	.....
33	Owned by operator of multiple unit.....acres..	422,655	187,495	81,340	49,846	68,584	35,390	.....
34	Rented by operator of multiple unit.....acres..	47,385	23,820	10,034	4,193	7,811	1,527	.....
35	Subunits not included in multiple units.....operators reporting..	332	208	59	30	27	8	.....
36	number..	991	448	155	60	270	58	.....
37	Share tenants.....number..	373	189	68	23	72	21	.....
38	Other tenants, not croppers nor share tenants.....number..	618	259	87	37	198	37	.....
39	Land in subunits not included in multiple units.....acres..	59,607	19,438	11,420	5,219	18,144	5,386	.....

Item (For definitions and explanations, see text)		Area 5						
		Total	Number of subunits					
			2	3	4	5 to 9	10 to 19	20 and over
1	Multiple-unit operations.....number..	1,953	1,395	291	125	115	24	3
2	Subunits in multiple-unit operations.....total number..	5,241	2,790	873	500	698	309	71
3	Home farms.....number..	1,877	1,347	282	112	109	24	3
4	Cropper farms.....number..	3,364	1,443	591	388	589	285	68
5	Land in multiple-unit operations.....total acres..	673,079	276,786	133,602	76,068	120,832	54,757	11,034
6	Home farms.....acres..	554,307	228,325	112,061	62,085	97,862	43,884	10,090
7	Cropper farms.....acres..	118,772	48,461	21,541	13,983	22,970	10,873	944
8	Cropland harvested.....total acres..	157,075	70,719	27,355	16,618	27,544	12,363	2,476
9	Corn harvested for grain.....multiple units reporting..	1,870	1,326	285	121	111	24	3
10	subunits reporting..	4,257	2,234	733	414	584	240	52
11	acres..	69,596	32,571	12,141	7,387	11,937	4,706	854
12	bushels..	1,329,039	601,118	229,827	161,701	224,313	86,355	25,725
13	Cotton harvested.....multiple units reporting..	1,832	1,285	285	123	112	24	3
14	subunits reporting..	4,078	2,031	691	410	594	281	71
15	acres..	58,789	26,220	10,519	5,973	9,959	5,051	1,067
16	bales..	28,291	11,652	5,108	3,090	4,933	2,691	817
17	Tobacco harvested.....multiple units reporting..	.....	.....	.....	.....	.....	.....	.....
18	subunits reporting..	.....	.....	.....	.....	.....	.....	.....
19	acres..	.....	.....	.....	.....	.....	.....	.....
20	pounds..	.....	.....	.....	.....	.....	.....	.....
21	Rice harvested.....multiple units reporting..	.....	.....	.....	.....	.....	.....	.....
22	subunits reporting..	(*)	(*)	(*)	(*)	(*)	(*)	(*)
23	acres..	.....	.....	.....	.....	.....	.....	.....
24	bushels..	.....	.....	.....	.....	.....	.....	.....
25	Peanuts harvested for picking or threshing.....multiple units reporting..	132	95	21	6	9	1	.....
26	subunits reporting..	171	108	30	10	22	1	.....
27	acres..	310	147	62	16	84	1	.....
28	pounds..	161,785	57,783	25,205	4,701	74,046	50	.....
29	Horses and mules.....multiple units reporting..	1,745	1,232	264	115	109	22	3
30	number..	6,087	3,271	1,037	577	849	289	64
Landlord-tenant operations containing multiple units:								
31	All subunits including home farm.....number..	6,891	3,472	1,262	721	950	411	75
32	Land in all subunits including home farm.....acres..	751,178	309,600	149,072	86,121	131,060	64,220	11,105
33	Owned by operator of multiple unit.....acres..	649,156	269,489	133,725	74,055	108,316	56,296	7,275
34	Rented by operator of multiple unit.....acres..	102,022	40,111	15,347	12,066	22,744	7,924	3,830
35	Subunits not included in multiple units.....operators reporting..	628	386	103	63	57	18	4
36	number..	1,650	682	389	221	252	102	4
37	Share tenants.....number..	803	355	209	111	87	37	4
38	Other tenants, not croppers nor share tenants.....number..	847	327	180	110	165	65	.....
39	Land in subunits not included in multiple units.....acres..	78,099	32,814	15,470	10,053	10,228	9,463	71

\* Not available.

Economic Area Table 5.—MULTIPLE-UNIT OPERATIONS, BY NUMBER OF SUBUNITS: CENSUS OF 1950—Continued

[Data for units, land in units, and number of horses and mules relate to April 1, 1950; those for cropland harvested and crops harvested relate to 1949]

Item (For definitions and explanations, see text)	Area 6 and C						
	Total	Number of subunits					
		2	3	4	5 to 9	10 to 19	20 and over
1 Multiple-unit operations.....number..	1,543	790	283	171	232	53	14
2 Subunits in multiple-unit operations.....total number..	5,743	1,580	849	684	1,475	654	501
3 Home farms.....number..	1,445	744	259	162	220	48	12
4 Cropper farms.....number..	4,298	836	590	522	1,255	606	489
5 Land in multiple-unit operations.....total acres..	1,311,934	377,970	193,171	151,871	373,405	123,218	92,299
6 Home farms.....acres..	1,202,922	355,886	177,611	139,965	341,838	106,634	80,988
7 Cropper farms.....acres..	109,012	22,084	15,560	11,906	31,567	16,584	11,311
8 Cropland harvested.....total acres..	208,175	53,827	30,569	25,903	58,119	22,969	16,788
9 Corn harvested for grain.....multiple units reporting..	1,441	720	266	169	220	52	14
10 subunits reporting..	4,515	1,182	654	556	1,145	522	456
11 acres..	63,004	17,591	9,969	8,154	15,676	6,454	5,160
12 bushels..	1,110,234	311,148	173,254	147,612	282,798	122,511	72,911
13 Cotton harvested.....multiple units reporting..	1,389	667	264	169	223	52	14
14 subunits reporting..	4,424	1,036	627	546	1,215	554	446
15 acres..	60,115	13,304	8,689	7,557	18,659	6,601	5,305
16 bales..	29,852	6,229	4,559	3,662	8,660	3,626	3,116
17 Tobacco harvested.....multiple units reporting..							
18 subunits reporting..							
19 acres..							
20 pounds..							
21 Rice harvested.....multiple units reporting..							
22 subunits reporting..	(*)	(*)	(*)	(*)	(*)	(*)	(*)
23 acres..							
24 bushels..							
25 Peanuts harvested for picking or threshing.....multiple units reporting..	261	136	44	27	44	6	4
26 subunits reporting..	438	168	65	51	109	21	24
27 acres..	1,701	638	265	225	425	70	66
28 pounds..	819,539	293,332	128,859	142,155	186,633	23,400	45,160
29 Horses and mules.....multiple units reporting..	1,276	639	231	149	202	43	12
30 number..	7,191	2,202	1,084	926	1,844	630	505
Landlord-tenant operations containing multiple units:							
31 All subunits including home farm.....number..	11,160	3,407	1,724	1,443	2,798	1,043	745
32 Land in all subunits including home farm.....acres..	1,563,253	459,752	227,618	183,820	442,942	142,570	106,351
33 Owned by operator of multiple unit.....acres..	1,235,616	356,502	170,785	145,362	351,748	110,477	98,742
34 Rented by operator of multiple unit.....acres..	327,637	103,250	57,033	38,458	91,194	32,093	7,609
35 Subunits not included in multiple units.....operators reporting..	837	383	163	92	146	42	31
36 number..	5,417	1,827	875	759	1,323	389	244
37 Share tenants.....number..	1,389	392	168	156	460	111	102
38 Other tenants, not croppers nor share tenants.....number..	4,028	1,435	707	603	863	278	142
39 Land in subunits not included in multiple units.....acres..	251,319	81,782	34,647	31,949	69,537	19,352	14,052

Item (For definitions and explanations, see text)	Area 7a						
	Total	Number of subunits					
		2	3	4	5 to 9	10 to 19	20 and over
1 Multiple-unit operations.....number..	3,067	2,055	567	200	220	22	3
2 Subunits in multiple-unit operations.....total number..	8,299	4,110	1,701	800	1,336	272	80
3 Home farms.....number..	2,832	1,896	529	185	200	19	3
4 Cropper farms.....number..	5,467	2,214	1,172	615	1,136	253	77
5 Land in multiple-unit operations.....total acres..	1,112,509	483,632	209,249	143,441	226,758	40,616	8,813
6 Home farms.....acres..	823,619	368,666	149,688	110,363	165,827	24,291	4,784
7 Cropper farms.....acres..	288,890	114,966	59,561	33,078	60,931	16,325	4,029
8 Cropland harvested.....total acres..	356,114	163,114	72,874	39,412	63,667	13,083	3,964
9 Corn harvested for grain.....multiple units reporting..	2,950	1,957	553	198	217	22	3
10 subunits reporting..	6,624	3,224	1,334	658	1,116	237	55
11 acres..	127,320	59,444	26,628	13,672	21,541	4,575	1,460
12 bushels..	1,819,356	821,964	387,199	198,910	337,545	61,754	11,984
13 Cotton harvested.....multiple units reporting..	2,601	1,664	522	181	209	22	3
14 subunits reporting..	5,424	2,472	1,084	564	997	232	75
15 acres..	66,897	27,752	12,614	7,971	13,361	4,248	951
16 bales..	26,131	10,665	4,618	2,691	5,193	2,604	360
17 Tobacco harvested.....multiple units reporting..	11	5	5	1			
18 subunits reporting..	14	6	7	1			
19 acres..	63	18	42	3			
20 pounds..	49,444	15,800	30,644	3,000			
21 Rice harvested.....multiple units reporting..							
22 subunits reporting..	(*)	(*)	(*)	(*)	(*)	(*)	(*)
23 acres..							
24 bushels..							
25 Peanuts harvested for picking or threshing.....multiple units reporting..	2,688	1,739	528	187	212	19	3
26 subunits reporting..	5,857	2,686	1,206	593	1,074	227	71
27 acres..	99,442	43,045	21,293	10,773	19,454	3,645	1,232
28 pounds..	82,502,164	35,918,207	17,501,031	8,925,322	16,260,064	2,929,912	967,628
29 Horses and mules.....multiple units reporting..	2,709	1,769	524	189	202	22	3
30 number..	10,931	4,948	2,128	1,230	2,053	448	124
Landlord-tenant operations containing multiple units:							
31 All subunits including home farm.....number..	11,032	5,395	2,201	1,140	1,837	370	89
32 Land in all subunits including home farm.....acres..	1,306,032	566,880	245,083	165,399	271,341	47,974	9,355
33 Owned by operator of multiple unit.....acres..	1,102,005	468,054	201,015	141,255	239,117	44,144	8,420
34 Rented by operator of multiple unit.....acres..	204,027	98,826	44,068	24,144	32,224	3,830	935
35 Subunits not included in multiple units.....operators reporting..	1,148	666	235	100	128	16	3
36 number..	2,733	1,285	500	340	501	98	9
37 Share tenants.....number..	1,412	639	262	159	260	85	7
38 Other tenants, not croppers nor share tenants.....number..	1,321	646	238	181	241	13	2
39 Land in subunits not included in multiple units.....acres..	193,523	83,248	35,834	21,958	44,583	7,358	542

\* Not available.

MULTIPLE-UNIT OPERATIONS

Economic Area Table 5.—MULTIPLE-UNIT OPERATIONS, BY NUMBER OF SUBUNITS: CENSUS OF 1950—Continued

[Data for units, land in units, and number of horses and mules relate to April 1, 1950; those for cropland harvested and crops harvested relate to 1949]

Item (For definitions and explanations, see text)	Area 7b						
	Total	Number of subunits					
		2	3	4	5 to 9	10 to 19	20 and over
1 Multiple-unit operations.....number..	221	169	38	7	6	1	
2 Subunits in multiple-unit operations.....total number..	531	338	114	28	33	18	
3 Home farms.....number..	215	165	37	6	6	1	
4 Cropper farms.....number..	316	173	77	22	27	17	
5 Land in multiple-unit operations.....total acres..	125,935	72,512	23,017	6,320	14,255	9,831	
6 Home farms.....acres..	118,933	68,551	21,230	5,561	13,769	9,822	
7 Cropper farms.....acres..	7,002	3,961	1,787	759	486	9	
8 Cropland harvested.....total acres..	12,140	6,792	3,667	771	776	134	
9 Corn harvested for grain.....multiple units reporting..	208	158	36	7	6	1	
10 subunits reporting..	417	265	93	25	26	8	
11 acres..	7,213	3,871	2,235	513	534	60	
12 bushels..	120,043	66,830	31,995	8,546	11,860	812	
13 Cotton harvested.....multiple units reporting..	171	127	31	7	5	1	
14 subunits reporting..	299	188	72	18	14	7	
15 acres..	2,497	1,398	824	156	82	37	
16 bales..	1,278	663	444	100	48	23	
17 Tobacco harvested.....multiple units reporting..							
18 subunits reporting..							
19 acres..							
20 pounds..							
21 Rice harvested.....multiple units reporting..	(*)	(*)	(*)	(*)	(*)	(*)	(*)
22 subunits reporting..							
23 acres..							
24 bushels..							
25 Peanuts harvested for picking or threshing.....multiple units reporting..	24	21	2		1		
26 subunits reporting..	26	23	2		1		
27 acres..	32	28	3		1		
28 pounds..	12,900	11,575	725		600		
29 Horses and mules.....multiple units reporting..	189	143	33	7	5	1	
30 number..	597	392	128	31	27	19	
Landlord-tenant operations containing multiple units:							
31 All subunits including home farm.....number..	875	532	169	56	57	61	
32 Land in all subunits including home farm.....acres..	147,671	87,205	27,172	6,727	15,960	10,607	
33 Owned by operator of multiple unit.....acres..	124,499	76,700	22,643	6,443	13,118	5,595	
34 Rented by operator of multiple unit.....acres..	23,172	10,505	4,529	284	2,842	5,012	
35 Subunits not included in multiple units.....operators reporting..	102	73	19	5	4	1	
36 number..	344	194	55	28	24	43	
37 Share tenants.....number..	115	50	19	13	7	26	
38 Other tenants, not croppers nor share tenants.....number..	229	144	36	15	17	17	
39 Land in subunits not included in multiple units.....acres..	21,736	14,693	4,155	407	1,705	776	

Item (For definitions and explanations, see text)	Areas 8 and D						
	Total	Number of subunits					
		2	3	4	5 to 9	10 to 19	20 and over
1 Multiple-unit operations.....number..	118	93	11	6	7	1	
2 Subunits in multiple-unit operations.....total number..	293	186	33	24	39	11	
3 Home farms.....number..	114	90	11	5	7	1	
4 Cropper farms.....number..	179	96	22	19	32	10	
5 Land in multiple-unit operations.....total acres..	43,271	22,312	6,196	3,696	9,907	1,160	
6 Home farms.....acres..	35,475	18,255	4,965	3,065	8,258	932	
7 Cropper farms.....acres..	7,796	4,057	1,231	631	1,649	228	
8 Cropland harvested.....total acres..	12,276	6,247	1,604	1,623	2,052	750	
9 Corn harvested for grain.....multiple units reporting..	103	81	8	6	7	1	
10 subunits reporting..	193	114	21	18	31	9	
11 acres..	4,727	2,710	493	547	782	195	
12 bushels..	103,245	58,120	10,321	10,684	16,120	8,000	
13 Cotton harvested.....multiple units reporting..	84	63	8	5	7	1	
14 subunits reporting..	155	92	19	11	31	2	
15 acres..	2,282	1,208	308	253	497	16	
16 bales..	1,409	729	140	154	367	19	
17 Tobacco harvested.....multiple units reporting..							
18 subunits reporting..							
19 acres..							
20 pounds..							
21 Rice harvested.....multiple units reporting..	(*)	(*)	(*)	(*)	(*)	(*)	(*)
22 subunits reporting..							
23 acres..							
24 bushels..							
25 Peanuts harvested for picking or threshing.....multiple units reporting..	28	19	5	1	3		
26 subunits reporting..	43	20	10	1	12		
27 acres..	446	97	165	8	176		
28 pounds..	312,470	62,270	122,100	5,600	122,500		
29 Horses and mules.....multiple units reporting..	77	59	8	4	6	6	
30 number..	201	123	24	16	38		
Landlord-tenant operations containing multiple units:							
31 All subunits including home farm.....number..	362	217	37	38	59	11	
32 Land in all subunits including home farm.....acres..	45,282	23,499	6,311	4,030	10,282	1,160	
33 Owned by operator of multiple unit.....acres..	40,806	22,454	5,376	3,990	7,626	1,160	
34 Rented by operator of multiple unit.....acres..	4,476	1,045	735	40	2,656		
35 Subunits not included in multiple units.....operators reporting..	32	20	3	4	5		
36 number..	69	31	4	14	20		
37 Share tenants.....number..	26	6	3	11	6		
38 Other tenants, not croppers nor share tenants.....number..	43	25	1	3	14		
39 Land in subunits not included in multiple units.....acres..	2,011	1,187	115	334	375		

\*Not available.

Economic Area Table 6.—MULTIPLE-UNIT OPERATIONS, BY KIND OF TENANTS IN LANDLORD-TENANT OPERATION: CENSUS OF 1950

[Data for units, land in units, and number of horses and mules relate to April 1, 1950; those for cropland harvested and crops harvested relate to 1949]

Item (For definitions and explanations, see text)	The State				Area 1			
	Total	Kind of tenant in landlord-tenant operation			Total	Kind of tenant in landlord-tenant operation		
		Croppers only	Croppers, share, and/or other tenants only	Croppers and tenants other than share tenants only		Croppers only	Croppers, share, and/or other tenants only	Croppers and tenants other than share tenants only
1 Multiple-unit operations.....number..	12,660	8,057	2,788	1,815	2,066	1,394	489	183
2 Subunits in multiple-unit operations.....total number..	35,487	20,651	9,518	5,318	6,258	3,914	1,777	567
3 Home farms.....number..	11,944	7,663	2,549	1,732	1,957	1,325	454	178
4 Cropper farms.....number..	23,543	12,988	6,969	3,586	4,301	2,589	1,323	389
5 Land in multiple-unit operations.....total acres..	4,803,052	1,900,537	1,896,066	1,006,449	581,667	313,890	207,985	59,792
6 Home farms.....acres..	3,935,038	1,434,249	1,618,659	882,130	454,763	240,990	166,919	46,854
7 Cropper farms.....acres..	868,014	466,288	277,407	124,319	126,904	72,900	41,066	12,938
8 Cropland harvested.....total acres..	1,285,188	702,200	391,416	191,572	273,589	165,960	83,755	23,874
9 Corn harvested for grain.....multiple units reporting..	12,004	7,707	2,598	1,699	1,903	1,295	444	164
10 subunits reporting..	27,465	16,379	7,054	4,032	4,241	2,727	1,150	364
11 acres..	453,976	260,517	125,697	67,762	74,657	45,689	22,449	6,519
12 bushels..	8,123,895	4,738,552	2,257,383	1,127,960	1,504,580	887,830	486,528	130,222
13 Cotton harvested.....multiple units reporting..	11,551	7,401	2,580	1,570	2,017	1,375	466	176
14 subunits reporting..	26,931	15,901	7,309	3,721	5,543	3,548	1,515	480
15 acres..	440,728	253,398	124,348	62,982	147,888	93,042	43,867	11,979
16 bales..	217,489	123,754	65,118	28,617	83,370	50,551	25,903	6,916
17 Tobacco harvested.....multiple units reporting..	17	11	4	2	6	5	.....	1
18 subunits reporting..	20	12	6	2	6	5	.....	1
19 acres..	80	39	37	4	17	16	.....	1
20 pounds..	71,987	44,748	24,204	3,035	22,543	22,508	.....	35
21 Rice harvested.....multiple units reporting..	(*)	(*)	(*)	(*)	(*)	(*)	(*)	(*)
22 subunits reporting..	(*)	(*)	(*)	(*)	(*)	(*)	(*)	(*)
23 acres..	(*)	(*)	(*)	(*)	(*)	(*)	(*)	(*)
24 bushels..	(*)	(*)	(*)	(*)	(*)	(*)	(*)	(*)
25 Peanuts harvested for picking or threshing.....multiple units reporting..	3,247	2,028	731	488	3	2	.....	1
26 subunits reporting..	6,697	3,911	1,799	987	3	2	.....	1
27 acres..	102,503	58,483	30,285	13,735	3	2	.....	1
28 pounds..	84,096,737	47,926,243	25,151,988	11,018,506	1,300	900	.....	400
29 Horses and mules.....multiple units reporting..	10,688	6,948	2,268	1,472	1,548	1,070	346	132
30 number..	41,550	22,773	12,277	6,500	5,920	3,540	1,878	502
Landlord-tenant operations containing multiple units:								
31 All subunits including home farm.....number..	50,058	20,651	19,646	9,761	7,847	3,914	3,080	853
32 Land in all subunits including home farm.....acres..	5,599,331	1,900,537	2,467,954	1,230,840	679,585	313,890	289,094	76,601
33 Owned by operator of multiple unit.....acres..	4,548,286	1,455,503	2,075,021	1,017,762	440,895	178,769	211,103	51,023
34 Rented by operator of multiple unit.....acres..	1,051,045	445,034	392,933	213,078	238,690	135,121	77,991	25,578
35 Subunits not included in multiple units.....operators reporting..	4,603	.....	2,788	1,815	672	.....	.....	183
36 number..	14,571	.....	10,128	4,443	1,589	.....	1,303	286
37 Share tenants.....number..	6,290	.....	6,290	.....	954	.....	954	.....
38 Other tenants, not croppers nor share tenants.....number..	8,281	.....	3,838	4,443	635	.....	319	286
39 Land in subunits not included in multiple units.....acres..	796,279	.....	571,888	224,391	97,918	.....	84,109	16,809
Area 2								
Item (For definitions and explanations, see text)	Total	Kind of tenant in landlord-tenant operation			Total	Kind of tenant in landlord-tenant operation		
		Croppers only	Croppers, share, and/or other tenants only	Croppers and tenants other than share tenants only		Croppers only	Croppers, share, and/or other tenants only	Croppers and tenants other than share tenants only
1 Multiple-unit operations.....number..	1,741	1,182	416	143	928	635	208	85
2 Subunits in multiple-unit operations.....total number..	4,134	2,713	1,087	334	2,314	1,519	584	211
3 Home farms.....number..	1,653	1,136	380	137	878	606	191	81
4 Cropper farms.....number..	2,481	1,577	707	197	1,436	913	393	130
5 Land in multiple-unit operations.....total acres..	299,282	167,453	96,133	35,696	244,942	126,947	95,793	22,202
6 Home farms.....acres..	221,204	118,326	73,045	29,833	186,033	91,153	77,934	16,946
7 Cropper farms.....acres..	78,078	49,127	23,088	5,863	58,909	35,794	17,859	5,256
8 Cropland harvested.....total acres..	107,933	71,447	28,737	7,749	77,122	47,863	22,634	6,625
9 Corn harvested for grain.....multiple units reporting..	1,661	1,144	384	133	885	610	194	81
10 subunits reporting..	3,243	2,222	779	242	1,818	1,208	448	162
11 acres..	43,135	29,748	10,550	2,837	30,215	18,784	8,690	2,741
12 bushels..	1,024,267	706,687	250,075	67,505	595,965	378,910	157,574	59,481
13 Cotton harvested.....multiple units reporting..	1,690	1,152	401	137	856	586	195	75
14 subunits reporting..	3,366	2,265	850	251	1,768	1,176	441	151
15 acres..	44,136	29,086	11,897	3,153	31,510	20,433	8,734	2,343
16 bales..	21,603	14,149	5,851	1,603	13,864	9,045	3,749	1,070
17 Tobacco harvested.....multiple units reporting..	.....	.....	.....	.....	.....	.....	.....	.....
18 subunits reporting..	.....	.....	.....	.....	.....	.....	.....	.....
19 acres..	.....	.....	.....	.....	.....	.....	.....	.....
20 pounds..	.....	.....	.....	.....	.....	.....	.....	.....
21 Rice harvested.....multiple units reporting..	(*)	(*)	(*)	(*)	(*)	(*)	(*)	(*)
22 subunits reporting..	(*)	(*)	(*)	(*)	(*)	(*)	(*)	(*)
23 acres..	(*)	(*)	(*)	(*)	(*)	(*)	(*)	(*)
24 bushels..	(*)	(*)	(*)	(*)	(*)	(*)	(*)	(*)
25 Peanuts harvested for picking or threshing.....multiple units reporting..	28	21	4	3	25	18	1	6
26 subunits reporting..	34	26	5	3	29	20	2	7
27 acres..	117	88	18	11	38	23	6	9
28 pounds..	48,258	37,712	6,900	3,646	19,433	11,908	3,800	3,725
29 Horses and mules.....multiple units reporting..	1,478	1,041	325	112	720	507	150	63
30 number..	4,595	3,022	1,215	358	2,389	1,518	673	198
Landlord-tenant operations containing multiple units:								
31 All subunits including home farm.....number..	5,304	2,713	2,079	512	2,922	1,519	1,080	323
32 Land in all subunits including home farm.....acres..	360,538	167,453	151,419	41,666	275,752	126,947	123,146	25,659
33 Owned by operator of multiple unit.....acres..	305,599	128,283	138,528	38,788	227,055	96,143	110,025	20,887
34 Rented by operator of multiple unit.....acres..	54,939	39,170	12,891	2,878	48,697	30,804	13,121	4,772
35 Subunits not included in multiple units.....operators reporting..	559	.....	416	143	293	.....	.....	85
36 number..	1,170	.....	992	178	608	.....	496	112
37 Share tenants.....number..	809	.....	809	.....	409	.....	409	.....
38 Other tenants, not croppers nor share tenants.....number..	361	.....	183	178	199	.....	87	112
39 Land in subunits not included in multiple units.....acres..	61,256	.....	55,286	5,970	30,810	.....	27,353	3,457

\* Not available.

MULTIPLE-UNIT OPERATIONS

Economic Area Table 6.—MULTIPLE-UNIT OPERATIONS, BY KIND OF TENANTS IN LANDLORD-TENANT OPERATION: CENSUS OF 1950—Continued

[Data for units, land in units, and number of horses and mules relate to April 1, 1950; those for cropland harvested and crops harvested relate to 1949]

Item (For definitions and explanations, see text)	Areas 4 and B				Area 5			
	Total	Kind of tenant in landlord-tenant operation			Total	Kind of tenant in landlord-tenant operation		
		Croppers only	Croppers, share, and/or other tenants only	Croppers and tenants other than share tenants only		Croppers only	Croppers, share, and/or other tenants only	Croppers and tenants other than share tenants only
1 Multiple-unit operations.....number..	1,023	691	167	165	1,953	1,325	367	261
2 Subunits in multiple-unit operations.....total number..	2,674	1,703	488	483	5,241	3,294	1,164	783
3 Home farms.....number..	973	658	155	160	1,877	1,282	344	251
4 Cropper farms.....number..	1,701	1,045	333	323	3,364	2,012	820	532
5 Land in multiple-unit operations.....total acres..	410,433	180,492	125,152	104,789	673,079	311,310	247,119	114,650
6 Home farms.....acres..	337,782	137,784	109,640	90,358	554,307	240,792	216,214	97,301
7 Cropper farms.....acres..	72,651	42,708	15,512	14,431	118,772	70,518	30,905	17,349
8 Cropland harvested.....total acres..	80,764	48,934	15,482	16,348	157,075	90,379	40,586	26,110
9 Corn harvested for grain.....multiple units reporting..	983	668	156	159	1,870	1,283	344	243
10 subunits reporting.....acres..	2,157	1,409	369	379	4,257	2,733	912	612
11 bushels..	34,109	21,238	6,117	6,754	69,596	41,897	16,650	11,049
12 Cotton harvested.....multiple units reporting..	517,166	322,751	92,340	102,075	1,329,039	828,351	308,886	191,802
13 subunits reporting.....acres..	911	620	149	142	1,832	1,250	342	240
14 acres..	1,874	1,214	330	330	4,078	2,579	907	592
15 bales..	26,614	15,916	4,957	5,741	58,789	35,123	9,358	14,308
16 Tobacco harvested.....multiple units reporting..	11,691	7,224	1,923	2,544	28,291	16,606	7,449	4,236
17 subunits reporting.....acres..	.....	.....	.....	.....	.....	.....	.....	.....
18 pounds..	.....	.....	.....	.....	.....	.....	.....	.....
19 Rice harvested.....multiple units reporting..	(*)	(*)	(*)	(*)	(*)	(*)	(*)	(*)
20 subunits reporting.....acres..	.....	.....	.....	.....	.....	.....	.....	.....
21 bushels..	.....	.....	.....	.....	.....	.....	.....	.....
22 Peanuts harvested for picking or threshing.....multiple units reporting..	58	39	8	11	132	89	23	20
23 subunits reporting.....acres..	96	63	13	20	171	112	37	22
24 acres..	414	245	80	89	310	189	78	43
25 pounds..	218,888	141,735	37,918	39,235	161,785	93,984	31,698	36,103
26 Horses and mules.....multiple units reporting..	346	644	153	149	1,745	1,213	317	215
27 number..	3,639	2,178	711	750	6,087	3,750	1,413	924
28 Landlord-tenant operations containing multiple units:								
29 All subunits including home farm.....number..	3,665	1,703	1,136	826	6,891	3,294	2,257	1,340
30 Land in all subunits including home farm.....acres..	470,040	180,492	160,441	129,107	751,178	311,310	304,769	135,099
31 Owned by operator of multiple unit.....acres..	422,655	156,503	147,974	118,378	649,156	260,207	268,787	120,162
32 Rented by operator of multiple unit.....acres..	47,385	23,989	12,667	10,729	102,022	51,103	35,982	14,937
33 Subunits not included in multiple units.....operators reporting..	332	.....	167	165	.....	.....	.....	.....
34 number..	991	.....	648	343	1,650	.....	1,093	557
35 Share tenants.....number..	373	.....	373	.....	803	.....	803	.....
36 Other tenants, not croppers nor share tenants.....number..	618	.....	275	343	847	.....	290	577
37 Land in subunits not included in multiple units.....acres..	59,607	.....	35,289	24,318	78,099	.....	57,650	20,449

Item (For definitions and explanations, see text)	Areas 6 and C				Area 7a			
	Total	Kind of tenant in landlord-tenant operation			Total	Kind of tenant in landlord-tenant operation		
		Croppers only	Croppers, share, and/or other tenants only	Croppers and tenants other than share tenants only		Croppers only	Croppers, share, and/or other tenants only	Croppers and tenants other than share tenants only
1 Multiple-unit operations.....number..	1,543	706	381	456	3,067	1,919	704	444
2 Subunits in multiple-unit operations.....total number..	5,743	2,225	1,975	1,543	8,299	4,813	2,267	1,219
3 Home farms.....number..	1,445	663	347	435	2,832	1,794	624	414
4 Cropper farms.....number..	4,298	1,562	1,628	1,108	5,467	3,019	1,643	805
5 Land in multiple-unit operations.....total acres..	1,311,934	258,104	655,447	398,383	1,112,509	485,382	391,832	235,295
6 Home farms.....acres..	1,202,922	221,767	608,342	372,813	823,619	334,813	293,376	195,362
7 Cropper farms.....acres..	109,012	36,337	47,105	25,570	288,890	150,501	98,456	39,933
8 Cropland harvested.....total acres..	208,175	66,833	83,622	57,720	356,114	196,537	110,721	48,856
9 Corn harvested for grain.....multiple units reporting..	1,441	669	347	425	2,950	1,851	675	424
10 subunits reporting.....acres..	4,515	1,810	1,528	1,177	6,624	3,930	1,734	960
11 bushels..	63,004	24,098	22,381	16,525	127,320	72,163	36,238	18,919
12 Cotton harvested.....multiple units reporting..	1,110,234	453,470	381,030	275,734	1,819,356	1,029,601	528,839	260,916
13 subunits reporting.....acres..	1,389	649	350	390	2,601	1,621	627	353
14 acres..	4,424	1,743	1,574	1,107	5,424	3,126	1,583	725
15 bales..	60,115	21,739	22,340	16,036	66,897	35,244	23,057	8,596
16 Tobacco harvested.....multiple units reporting..	29,852	11,757	10,886	7,209	26,131	12,859	8,623	4,649
17 subunits reporting.....acres..	.....	.....	.....	.....	11	.....	4	1
18 pounds..	.....	.....	.....	.....	14	.....	6	1
19 Rice harvested.....multiple units reporting..	.....	.....	.....	.....	63	.....	23	3
20 subunits reporting.....acres..	.....	.....	.....	.....	49,444	22,240	24,204	3,000
21 bushels..	(*)	(*)	(*)	(*)	(*)	(*)	(*)	(*)
22 Peanuts harvested for picking or threshing.....multiple units reporting..	261	127	58	76	2,688	1,697	629	362
23 subunits reporting.....acres..	438	189	108	141	5,857	3,452	1,623	782
24 acres..	1,701	823	351	527	99,442	56,745	29,665	13,032
25 Horses and mules.....multiple units reporting..	819,539	416,635	157,172	245,732	82,502,164	46,937,359	24,887,325	10,677,480
26 number..	1,276	601	306	369	2,709	1,713	625	371
27 Landlord-tenant operations containing multiple units:	7,191	2,564	2,689	1,938	10,931	5,800	3,462	1,669
28 All subunits including home farm.....number..	11,160	2,225	5,396	3,539	11,032	4,813	4,167	2,052
29 Land in all subunits including home farm.....acres..	1,563,253	258,104	807,601	497,548	1,306,032	485,382	536,041	284,609
30 Owned by operator of multiple unit.....acres..	1,235,616	192,232	654,243	389,141	1,102,005	394,895	458,654	248,456
31 Rented by operator of multiple unit.....acres..	327,637	65,872	153,358	108,407	204,027	90,487	77,387	36,153
32 Subunits not included in multiple units.....operators reporting..	837	.....	381	456	.....	.....	.....	.....
33 number..	5,417	.....	3,421	1,996	1,148	.....	704	444
34 Share tenants.....number..	1,389	.....	1,389	.....	2,733	.....	1,900	833
35 Other tenants, not croppers nor share tenants.....number..	4,028	.....	2,032	1,996	1,412	.....	1,412	.....
36 Land in subunits not included in multiple units.....acres..	251,319	.....	152,154	99,165	193,523	.....	144,209	49,314

\* Not available.

Economic Area Table 6.—MULTIPLE-UNIT OPERATIONS, BY KIND OF TENANTS IN LANDLORD-TENANT OPERATION:  
CENSUS OF 1950—Continued

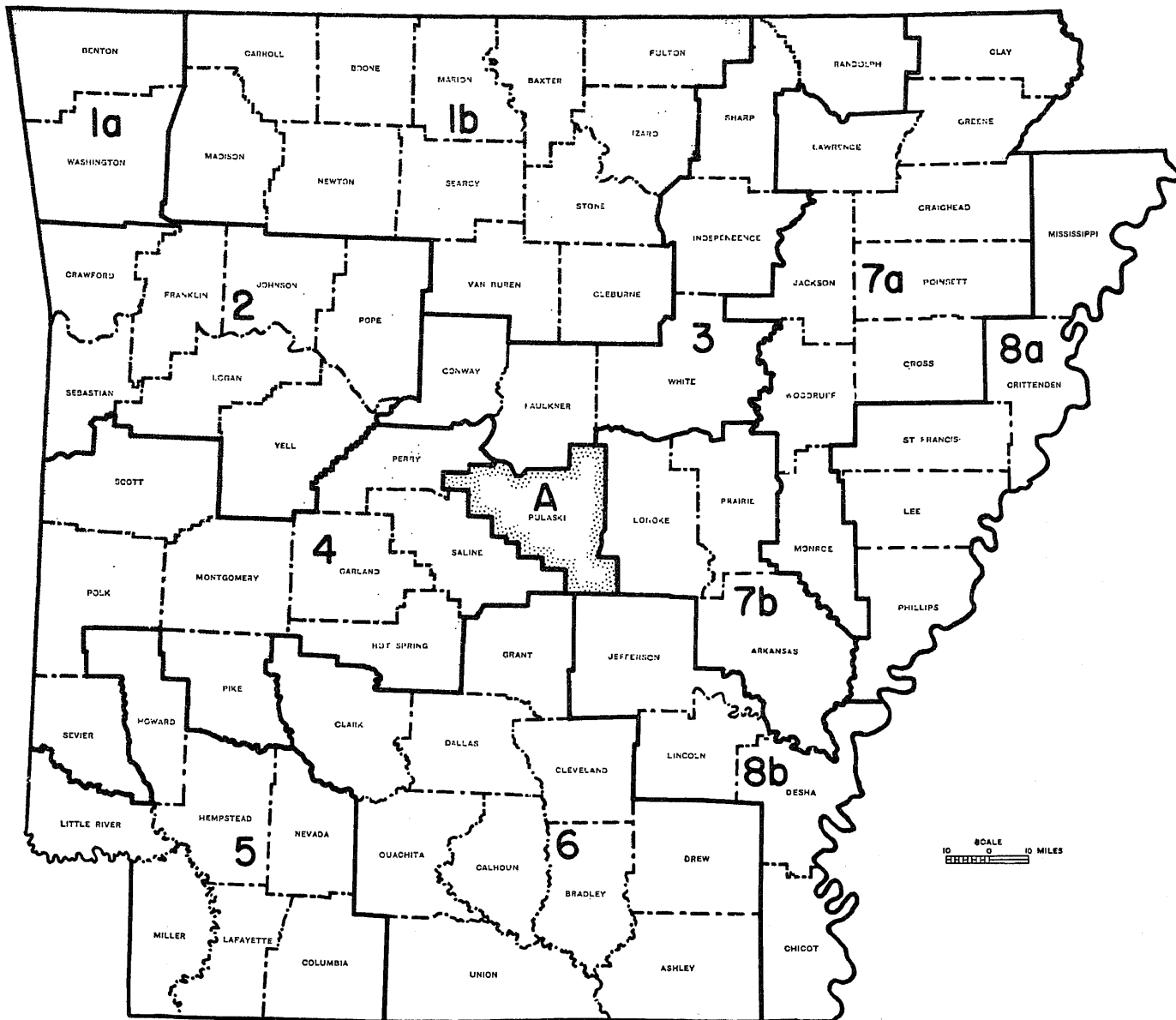
[Data for units, land in units, and number of horses and mules relate to April 1, 1950; those for cropland harvested and crops harvested relate to 1949]

Item (For definitions and explanations, see text)	Area 7b				Areas 8 and D			
	Total	Kind of tenant in landlord-tenant operation			Total	Kind of tenant in landlord-tenant operation		
		Croppers only	Croppers, share, and/or other tenants only	Croppers and tenants other than share tenants only		Croppers only	Croppers, share, and/or other tenants only	Croppers and tenants other than share tenants only
1 Multiple-unit operations.....number..	221	119	43	59	118	86	13	19
2 Subunits in multiple-unit operations.....total number..	531	267	130	134	293	203	46	44
3 Home farms.....number..	215	115	42	58	114	84	12	18
4 Cropper farms.....number..	316	152	88	76	179	119	34	26
5 Land in multiple-unit operations.....total acres..	125,935	37,926	59,646	28,363	43,271	19,033	16,959	7,279
6 Home farms.....acres..	118,933	34,470	57,999	26,464	35,475	14,086	15,190	6,199
7 Cropper farms.....acres..	7,002	3,456	1,647	1,899	7,796	4,947	1,769	1,080
8 Cropland harvested.....total acres..	12,140	6,082	2,834	3,224	12,276	8,165	3,045	1,066
9 Corn harvested for grain.....multiple units reporting..	208	111	42	55	103	76	12	15
10 subunits reporting..	417	205	101	111	193	135	33	25
11 acres..	7,213	3,567	1,707	1,939	4,727	3,333	915	479
12 bushels..	120,043	56,301	32,317	31,425	103,245	74,651	19,794	8,800
13 Cotton harvested.....multiple units reporting..	171	87	39	45	84	61	11	12
14 subunits reporting..	299	144	79	76	155	106	30	19
15 acres..	2,497	1,317	525	655	2,282	1,498	613	171
16 bales..	1,278	681	279	318	1,409	882	455	72
17 Tobacco harvested.....multiple units reporting..	.....	.....	.....	.....	.....	.....	.....	.....
18 subunits reporting..	.....	.....	.....	.....	.....	.....	.....	.....
19 acres..	.....	.....	.....	.....	.....	.....	.....	.....
20 pounds..	.....	.....	.....	.....	.....	.....	.....	.....
21 Rice harvested.....multiple units reporting..	.....	.....	.....	.....	.....	.....	.....	.....
22 subunits reporting..	.....	.....	.....	.....	.....	.....	.....	.....
23 acres..	(*)	(*)	(*)	(*)	(*)	(*)	(*)	(*)
24 bushels..	.....	.....	.....	.....	.....	.....	.....	.....
25 Peanuts harvested for picking or threshing...multiple units reporting..	24	14	5	5	28	21	3	4
26 subunits reporting..	26	14	5	7	43	33	6	4
27 acres..	32	22	8	2	446	346	79	21
28 pounds..	12,900	8,640	2,875	1,385	312,470	277,370	24,300	10,800
29 Horses and mules.....multiple units reporting..	189	101	39	49	77	58	7	12
30 number..	597	260	211	126	201	141	25	35
Landlord-tenant operations containing multiple units:								
31 All subunits including home farm.....number..	875	267	371	237	362	203	80	79
32 Land in all subunits including home farm.....acres..	147,671	37,926	76,957	32,788	45,282	19,033	18,486	7,763
33 Owned by operator of multiple unit.....acres..	124,499	31,465	67,594	25,440	40,806	17,006	18,313	5,487
34 Rented by operator of multiple unit.....acres..	23,172	6,461	9,363	7,348	4,476	2,027	173	2,276
35 Subunits not included in multiple units....operators reporting..	102	.....	43	59	32	.....	13	19
36 number..	344	.....	241	103	69	.....	34	35
37 Share tenants.....number..	115	.....	115	.....	26	.....	26	.....
38 Other tenants, not croppers nor share tenants.....number..	229	.....	126	103	43	.....	8	35
39 Land in subunits not included in multiple units.....acres..	21,736	.....	17,311	4,425	2,011	.....	1,527	484

\* Not available.



# ARKANSAS State Economic Areas



### LEGEND

- METROPOLITAN STATE ECONOMIC AREA
- NONMETROPOLITAN STATE ECONOMIC AREA
- NOT IN MULTIPLE-UNIT AREA

MULTIPLE-UNIT OPERATIONS

County Table 1—MULTIPLE-UNIT OPERATIONS:

[Data for farm units, land in farms, and number of horses and mules relate to

Item (For definitions and explanations, see text)	Total, selected counties	Arkansas	Ashley	Bradley	Calhoun	Chicot	Clark	Clay	Cleveland
		1 All farms.....number..	124,647	1,910	2,622	1,405	971	2,425	2,103
2 Land in farms.....acres..	12,163,520	436,275	225,697	109,546	90,841	272,816	237,760	319,372	141,587
3 Cropland harvested.....acres..	4,855,090	206,053	80,926	32,195	24,259	102,842	48,892	159,727	28,454
4 Corn harvested for grain.....farms reporting..	67,696	921	1,385	1,006	614	1,329	1,134	2,166	744
5 ..acres..	832,416	7,915	13,806	9,272	6,208	14,222	14,771	38,861	4,657
6 ..bushels..	16,188,738	167,299	262,707	182,320	105,926	250,522	243,370	825,241	83,874
7 Cotton harvested.....farms reporting..	92,562	967	1,752	930	606	2,118	879	2,557	898
8 ..acres..	2,475,633	16,457	41,472	13,072	12,560	60,627	16,490	64,762	14,512
9 ..bales..	1,551,801	9,584	21,968	6,196	5,079	21,205	4,294	51,387	5,957
10 Rice harvested.....farms reporting..	2,939	721	23	.....	.....	26	.....	35	.....
11 ..acres..	411,968	91,968	7,250	.....	.....	5,695	.....	6,372	.....
12 ..bushels..	19,889,314	4,402,237	380,940	.....	.....	315,109	.....	309,280	.....
13 Peanuts harvested for picking or threshing...farms reporting..	3,768	25	74	83	108	25	183	1	179
14 ..acres..	3,609	27	40	60	79	12	225	1	146
15 ..pounds..	1,159,573	6,498	12,369	26,739	30,624	4,479	51,625	224	60,442
16 Horses and mules.....farms reporting..	71,491	1,344	1,887	1,079	711	1,574	1,473	2,047	1,083
17 ..number..	190,089	3,925	5,246	2,394	1,425	4,472	3,622	4,908	2,425
18 Multiple-unit operations.....number..	7,622	131	110	62	21	156	54	100	25
19 Subunits in multiple-unit operations.....number..	35,898	358	548	144	44	633	142	230	62
20 Home farms.....number..	6,989	129	103	62	19	153	54	96	22
21 Cropper farms.....number..	28,909	229	445	82	25	480	88	134	40
22 Land owned by landlord.....acres..	2,594,369	105,576	76,901	15,080	5,036	93,112	24,898	25,346	17,356
23 Land rented from others by landlord.....acres..	1,221,978	25,007	13,422	1,022	704	22,342	6,857	11,315	110
24 Land in units.....acres..	3,192,384	110,798	73,193	15,447	5,360	105,015	28,928	27,362	17,132
25 Home farms.....acres..	2,592,009	89,576	65,079	13,024	4,169	96,880	25,605	22,212	15,044
26 Cropper farms.....acres..	600,375	21,222	8,114	2,423	1,191	8,135	3,323	5,150	2,088
27 Cropland harvested.....acres..	1,681,394	53,426	21,409	4,555	2,076	37,811	8,126	14,364	2,271
28 Corn harvested for grain.....units reporting..	5,633	69	78	58	19	133	48	73	17
29 ..subunits reporting..	12,860	102	211	95	28	329	98	115	27
30 ..acres..	200,333	1,060	2,755	1,187	401	5,655	2,156	2,773	248
31 ..bushels..	4,119,057	22,750	48,177	22,990	8,971	101,171	35,277	67,555	3,630
32 Cotton harvested.....units reporting..	7,336	89	103	55	21	152	51	98	21
33 ..subunits reporting..	32,959	169	455	105	36	575	113	186	44
34 ..acres..	996,288	3,618	11,072	1,978	1,243	20,785	3,078	5,621	1,083
35 ..bales..	717,667	2,083	5,744	977	608	7,882	802	4,680	454
36 Rice harvested.....units reporting..	289	98	1	.....	.....	1	.....	4	.....
37 ..subunits reporting..	409	152	2	.....	.....	1	.....	4	.....
38 ..acres..	65,185	20,402	550	.....	.....	639	.....	850	.....
39 ..bushels..	3,121,668	992,626	35,750	.....	.....	44,000	.....	23,760	.....
40 Peanuts harvested for picking or threshing...units reporting..	32	1	.....	6	.....	.....	.....	.....	.....
41 ..subunits reporting..	32	1	.....	6	.....	.....	.....	.....	.....
42 ..acres..	43	1	.....	10	.....	.....	.....	.....	.....
43 ..pounds..	17,330	300	.....	4,300	.....	.....	.....	.....	.....
44 Horses and mules.....units reporting..	5,643	105	100	61	20	130	44	76	22
45 ..number..	34,473	593	854	249	67	711	215	291	121
46 Farms not in multiple units.....number..	88,749	1,552	2,074	1,261	927	1,792	1,961	2,876	1,262
47 Land in farms.....acres..	8,971,136	325,477	152,504	94,099	85,481	167,801	208,832	292,010	124,455

Item (For definitions and explanations, see text)	Jackson	Jefferson	Lafayette	Lawrence	Lee	Lincoln	Little River	Lonoke	Miller
	1 All farms.....number..	2,222	5,079	1,436	2,376	3,734	2,874	1,206	3,596
2 Land in farms.....acres..	330,428	340,216	140,634	299,811	283,449	232,501	193,383	417,355	209,497
3 Cropland harvested.....acres..	146,050	178,559	50,169	107,872	154,056	98,777	40,755	192,067	60,299
4 Corn harvested for grain.....farms reporting..	1,162	2,169	763	1,542	2,294	1,332	630	1,709	845
5 ..acres..	16,662	18,573	7,290	31,177	28,847	15,091	8,164	14,319	8,426
6 ..bushels..	272,505	445,824	129,798	613,843	511,427	314,847	154,732	290,038	170,541
7 Cotton harvested.....farms reporting..	1,896	4,212	1,026	1,642	3,506	2,392	641	2,920	1,019
8 ..acres..	82,650	128,933	34,206	44,416	93,747	64,133	15,164	101,264	36,310
9 ..bales..	39,713	79,000	17,110	23,186	61,908	31,727	6,460	53,368	12,647
10 Rice harvested.....farms reporting..	156	38	1	24	57	22	.....	274	.....
11 ..acres..	20,501	8,074	640	4,749	6,234	5,276	.....	42,807	.....
12 ..bushels..	952,834	384,923	30,000	210,307	312,970	296,506	.....	2,115,417	.....
13 Peanuts harvested for picking or threshing...farms reporting..	17	139	64	11	69	74	42	44	62
14 ..acres..	21	116	70	8	7	60	132	33	57
15 ..pounds..	9,349	25,608	13,898	4,042	8,372	22,482	52,231	11,869	19,335
16 Horses and mules.....farms reporting..	1,172	2,312	795	1,636	2,163	1,537	896	1,950	1,297
17 ..number..	2,863	6,569	2,107	4,131	6,822	4,256	3,052	4,720	3,397
18 Multiple-unit operations.....number..	132	424	84	90	410	298	47	308	89
19 Subunits in multiple-unit operations.....number..	538	2,665	353	222	1,769	1,221	204	1,162	335
20 Home farms.....number..	121	385	75	83	380	259	45	277	86
21 Cropper farms.....number..	417	2,280	278	139	1,389	962	159	885	249
22 Land owned by landlord.....acres..	97,100	160,279	29,582	37,641	115,140	60,259	37,501	72,721	37,130
23 Land rented from others by landlord.....acres..	26,362	60,633	10,677	9,549	62,547	33,268	22,633	52,333	14,014
24 Land in units.....acres..	99,240	179,592	37,172	32,520	154,070	81,038	57,743	107,956	48,287
25 Home farms.....acres..	83,298	143,471	31,524	25,737	125,898	66,455	54,499	92,723	42,554
26 Cropper farms.....acres..	15,942	36,121	5,648	6,783	28,172	14,583	3,244	15,233	5,733
27 Cropland harvested.....acres..	40,499	108,805	16,049	14,659	81,315	43,238	12,687	67,049	21,632
28 Corn harvested for grain.....units reporting..	98	298	51	71	348	227	35	207	60
29 ..subunits reporting..	186	853	114	125	853	415	69	327	107
30 ..acres..	4,221	8,409	1,011	3,237	13,015	5,521	1,618	4,042	1,882
31 ..bushels..	75,181	223,870	20,885	71,685	243,940	104,654	33,715	97,630	44,766
32 Cotton harvested.....units reporting..	129	420	80	84	409	295	42	301	87
33 ..subunits reporting..	486	2,545	320	174	1,647	1,138	173	1,108	329
34 ..acres..	21,624	77,554	11,930	5,158	48,624	29,769	4,548	48,888	15,042
35 ..bales..	11,912	52,832	6,555	3,289	33,943	15,531	2,546	29,815	5,061
36 Rice harvested.....units reporting..	15	9	.....	2	12	4	.....	28	.....
37 ..subunits reporting..	24	10	.....	2	18	8	.....	29	.....
38 ..acres..	3,869	1,937	.....	243	3,879	1,125	.....	4,936	.....
39 ..bushels..	166,463	90,272	.....	11,780	191,205	65,775	.....	222,438	.....
40 Peanuts harvested for picking or threshing...units reporting..	.....	.....	.....	.....	.....	.....	.....	.....	.....
41 ..subunits reporting..	.....	.....	.....	.....	.....	.....	.....	.....	.....
42 ..acres..	.....	.....	.....	.....	.....	.....	.....	.....	.....
43 ..pounds..	.....	.....	.....	.....	.....	.....	.....	.....	.....
44 Horses and mules.....units reporting..	82	315	48	69	343	234	41	208	74
45 ..number..	353	2,151	355	228	2,117	1,189	501	807	455
46 Farms not in multiple units.....number..	1,684	2,414	1,083	2,154	1,965	1,653	1,002	2,434	1,687
47 Land in farms.....acres..	231,188	160,624	103,462	267,291	129,379	151,463	135,640	309,399	161,210

# ARKANSAS

101

## CENSUS OF 1950

April 1, 1950; those for cropland harvested and crops harvested relate to 1949]

Columbia	Conway	Craighead	Crittenden	Cross	Dallas	Desha	Drew	Faulkner	Grant	Greene	Hempstead	Howard	Independence	
2,702	2,266	4,426	5,900	3,189	1,107	3,351	2,202	3,256	1,025	3,446	2,727	1,660	2,636	1
267,002	281,641	371,952	335,910	309,436	96,527	265,572	222,563	333,152	84,176	315,914	316,311	168,711	325,712	2
66,281	75,276	215,981	237,752	147,909	22,257	124,066	59,089	89,574	17,146	143,138	81,935	39,410	75,544	3
1,917	1,487	3,004	2,494	1,634	644	1,954	1,410	2,089	617	2,449	1,810	971	1,502	4
20,960	16,785	53,963	28,084	17,928	6,695	24,806	12,068	20,599	4,896	41,846	19,198	9,111	29,131	5
336,243	281,371	1,067,263	662,659	336,382	121,919	469,466	205,422	375,140	77,702	831,475	330,334	171,821	734,424	6
1,855	1,274	3,678	5,786	2,597	546	3,019	1,512	2,192	381	2,808	1,675	647	1,163	7
31,023	28,718	121,725	163,602	64,605	8,718	71,746	26,495	42,240	4,599	63,411	34,463	8,654	19,143	8
14,598	8,971	101,591	132,250	52,897	2,886	34,398	10,867	12,055	1,270	52,106	11,030	2,483	8,270	9
.....	.....	200	2	316	.....	41	19	.....	.....	44	.....	.....	1	10
.....	.....	18,282	690	37,890	.....	7,997	4,270	.....	.....	5,160	.....	.....	12	11
.....	.....	889,031	41,000	1,829,869	.....	371,760	197,848	.....	.....	264,000	.....	.....	480	12
239	209	8	17	5	96	41	149	111	111	23	235	107	14	13
226	173	7	4	4	87	2	106	132	112	19	265	173	14	14
70,010	70,585	3,940	1,672	1,316	30,732	3,827	31,747	52,023	29,744	4,011	103,555	43,465	3,670	15
1,905	1,687	2,462	2,149	1,427	804	1,800	1,733	2,286	752	2,259	1,963	1,142	1,747	16
4,239	4,161	5,822	7,464	4,724	1,775	5,643	4,518	5,415	1,488	5,141	5,341	2,804	4,443	17
151	26	656	282	17	299	69	54	4	4	54	126	60	45	18
383	65	473	4,069	1,705	34	1,394	256	149	9	127	354	188	117	19
148	25	173	610	253	17	275	57	54	4	52	117	57	43	20
235	40	300	3,459	1,452	17	1,119	199	95	5	75	237	131	74	21
37,792	7,709	37,109	173,566	91,105	5,094	115,025	21,010	19,051	968	19,808	46,827	31,431	18,544	22
6,309	4,857	19,798	123,486	62,107	104	39,424	35,089	2,542	.....	4,170	11,606	2,428	6,578	23
42,686	11,579	42,559	245,124	120,767	4,766	126,182	45,195	18,015	968	18,467	53,145	31,725	21,290	24
34,376	10,467	29,369	197,904	92,908	4,217	106,392	40,856	15,488	858	14,607	46,381	28,600	16,735	25
8,310	1,112	13,190	47,220	27,859	549	19,790	4,339	2,527	110	3,860	6,764	3,125	4,555	26
12,485	4,606	24,320	176,400	66,528	1,068	58,918	14,394	6,325	319	6,607	16,769	7,432	8,854	27
143	21	158	441	203	17	248	50	43	3	42	117	52	36	28
271	29	251	1,240	694	22	617	133	63	5	63	254	105	67	29
3,692	485	5,576	19,442	8,438	279	9,880	1,159	1,309	50	1,251	3,242	1,464	2,812	30
65,927	10,280	127,137	438,819	152,453	5,284	171,448	18,810	24,417	1,120	25,345	60,632	25,616	79,893	31
159	20	171	273	15	296	62	53	3	3	53	116	50	37	32
283	43	386	4,000	1,620	20	1,251	204	128	5	106	278	130	77	33
6,236	2,628	13,622	117,064	40,850	282	30,756	4,394	3,136	125	2,888	7,206	2,229	2,792	34
3,279	1,138	11,787	98,583	35,558	107	15,967	1,946	1,279	53	2,451	2,560	895	2,089	35
.....	.....	8	17	.....	.....	4	3	.....	1	5	.....	.....	.....	36
.....	.....	12	25	.....	.....	10	4	.....	1	8	.....	.....	.....	37
.....	.....	1,298	3,084	.....	.....	1,108	2,053	.....	3	870	.....	.....	.....	38
.....	.....	59,150	167,767	.....	.....	31,540	88,913	.....	130	35,620	.....	.....	.....	39
.....	.....	.....	.....	.....	.....	.....	.....	.....	.....	.....	.....	.....	.....	40
1	1	.....	.....	.....	.....	.....	4	.....	1	.....	.....	.....	.....	41
1	1	.....	.....	.....	.....	.....	4	.....	1	.....	.....	.....	.....	42
2	1	.....	.....	.....	.....	.....	5	.....	1	.....	.....	.....	.....	43
1,000	700	.....	.....	.....	.....	.....	1,950	2,000	.....	.....	2,570	.....	.....	44
132	18	131	503	226	14	235	54	44	4	45	110	52	32	44
556	71	429	3,607	1,558	49	1,390	435	183	18	160	578	417	129	45
2,319	2,201	3,953	1,831	1,484	1,073	1,957	1,946	3,107	1,016	3,319	2,373	1,472	2,519	46
224,316	270,062	329,393	90,786	188,669	91,761	139,390	177,368	315,137	83,208	297,447	263,166	136,986	304,422	47
Mississippi	Monroe	Nevada	Ouachita	Phillips	Poinsett	Prairie	Pulaski	Randolph	St. Francis	Sharp	Union	White	Woodruff	
7,140	2,297	1,827	1,763	4,201	4,523	1,654	3,284	2,089	4,929	1,583	2,271	4,524	2,258	1
499,041	215,812	206,147	149,508	331,018	390,302	287,842	243,486	299,974	347,789	259,694	182,769	502,310	272,081	2
424,055	88,482	44,876	25,813	182,456	226,521	114,645	74,513	81,981	176,265	31,806	28,607	129,822	117,978	3
2,514	1,232	1,225	905	2,511	1,997	988	1,054	1,072	2,135	854	1,186	3,011	1,285	4
43,739	10,705	11,365	7,430	35,379	29,258	9,988	9,920	19,754	25,699	9,513	9,160	28,972	17,243	5
944,528	178,308	185,449	98,770	744,692	584,930	209,196	188,719	428,219	473,658	198,214	156,917	490,731	279,572	6
6,843	2,007	1,124	748	3,939	3,935	1,238	1,238	1,116	4,460	791	859	3,457	1,935	7
284,761	51,003	19,087	9,751	115,966	125,861	18,601	39,479	28,586	112,076	10,192	9,696	59,557	61,100	8
256,791	36,106	4,107	71,869	103,865	10,899	10,899	12,455	16,651	81,496	3,595	4,211	17,441	30,332	9
.....	91	.....	1	4	309	327	1	.....	69	.....	.....	4	133	10
.....	11,947	.....	160	2,172	44,579	46,945	200	.....	10,659	.....	.....	495	20,008	11
.....	573,147	.....	6,000	142,950	2,110,663	2,145,814	10,000	.....	495,971	.....	.....	22,724	1,077,534	12
.....	38	182	347	28	12	51	51	8	11	24	383	56	12	13
.....	33	222	334	8	8	59	37	4	2	18	389	47	30	14
.....	8,926	46,094	99,549	4,468	5,132	17,499	11,617	2,031	1,851	6,609	116,399	19,335	9,580	15
1,658	1,316	1,318	1,174	2,234	1,634	1,057	1,647	1,388	1,987	1,152	1,451	3,290	1,113	16
5,645	3,489	2,948	2,242	7,793	4,682	2,650	3,766	3,428	7,712	3,025	2,611	7,732	3,054	17
898	163	69	25	397	446	38	112	79	404	9	66	104	242	18
4,748	685	162	51	2,087	2,274	143	792	206	3,258	20	150	252	1,117	19
778	149	63	24	368	401	35	93	74	369	9	65	100	227	20
3,970	536	99	27	1,719	1,873	108	699	132	2,889	11	85	152	890	21
188,982	70,477	17,928	5,870	143,240	78,628	48,168	56,981	25,145	153,478	3,174	16,753	39,247	110,601	22
178,299	20,399	4,728	872	57,318	77,668	10,736	22,779	13,905	79,100	173	1,691	4,762	58,293	23
288,293	77,018	21,324	6,256	167,359	123,707	51,071	70,354	33,488	202,481	2,960	17,306	37,194	130,252	24
212,336	62,956	17,806	5,614	140,633	88,259	41,392	55,792	27,146	154,458	2,408	14,970	31,914	99,419	25
75,957	14,062	3,518	642	26,726	35,448	9,679	14,562	6,342	48,023	552	2,336	5,280	30,833	26
244,627	30,029	6,351	1,421	93,120	94,495	14,931	35,863	17,717	111,797	699	4,228	9,548	61,572	27
560	112	60	21	329	284	25	75	67	289	9	62	78	198	28
978	222	110	32	889	540	70	180	103	1,004	13	104	138	609	29
22,648	2,502	1,288	370	14,004	9,107	1,336	2,493	2,518	13,580	228	1,178	1,880	8,951	30
479,968	40,043	17,367	6,730	294,246	200,455	42,465	50,456	49,119	292,674	3,575	24,793	36,300	146,858	31
891	156	65	18	391	429	29	106	74	394	8	60	100	236	32
4,573	614	120	28	1,937	2,163	105	714	169	3,082	14	113	192	1,001	33
156,412	18,056	2,756	619	58,162	67,842	3,467	19,229	8,441	74,806	193	1,872	3,699	34,911	34
141,317	14,767	983	287	37,491	56,237	2,495	7,115	5,535	69,071	85	881	1,260	17,377	35
.....	14	.....	.....	.....	17	16	.....	.....	12	.....	.....	1	17	36
.....	16	.....	.....	.....	22	26	.....	.....	15	.....	.....	1	19	37
.....	2,382	.....	.....	.....	3,822	5,535								

MULTIPLE-UNIT OPERATIONS

Economic Area Table 1.— MULTIPLE-UNIT OPERATIONS,

[Data for units, land in units, and number of horses and mules relate to April 1, 1950;

Item (For definitions and explanations, see text)	Total, selected areas									
	Total	Size of unit								
		Under 30 acres	30 to 49 acres	50 to 69 acres	70 to 99 acres	100 to 139 acres	140 to 179 acres	180 to 219 acres	220 to 259 acres	
1 Multiple-unit operations.....number..	7,622	208	474	442	812	899	787	536	448	
2 Subunits in multiple-unit operations.....total number..	35,898	448	1,072	1,080	2,055	2,438	2,237	1,647	1,482	
3 Home farms.....number..	6,989	90	346	344	720	818	755	515	435	
4 Cropper farms.....number..	28,909	358	726	736	1,335	1,620	1,482	1,132	1,047	
5 Land in multiple-unit operations.....total acres..	3,192,384	4,376	18,642	25,874	67,049	104,871	124,083	105,545	106,471	
6 Home farms.....acres..	2,592,009	1,153	8,913	14,327	42,445	72,527	93,269	80,301	81,934	
7 Cropper farms.....acres..	600,375	3,223	9,729	11,547	24,604	32,344	30,814	25,244	24,537	
8 Cropland harvested.....total acres..	1,681,394	4,027	15,727	20,769	49,356	75,435	81,705	66,064	65,712	
9 Corn harvested for grain.....multiple units reporting..	5,633	56	294	303	611	681	610	419	349	
10 subunits reporting..	12,860	79	396	449	926	1,119	993	728	635	
11 acres..	200,333	300	2,346	3,566	8,267	12,267	12,012	9,141	9,510	
12 bushels..	4,119,057	6,467	45,421	64,657	163,008	245,843	237,757	185,847	187,979	
13 Cotton harvested.....multiple units reporting..	7,336	197	452	428	787	882	764	522	430	
14 subunits reporting..	32,959	385	955	968	1,836	2,223	2,010	1,489	1,332	
15 acres..	996,288	3,448	12,024	14,685	33,861	51,441	55,085	43,421	41,705	
16 bales..	717,667	2,586	8,603	10,274	23,934	36,932	37,460	29,513	29,058	
17 Tobacco harvested.....multiple units reporting..	(*)	(*)	(*)	(*)	(*)	(*)	(*)	(*)	(*)	
18 subunits reporting..	(*)	(*)	(*)	(*)	(*)	(*)	(*)	(*)	(*)	
19 acres..	(*)	(*)	(*)	(*)	(*)	(*)	(*)	(*)	(*)	
20 pounds..	(*)	(*)	(*)	(*)	(*)	(*)	(*)	(*)	(*)	
21 Rice harvested.....multiple units reporting..	289				4	2	10	21	6	
22 subunits reporting..	409				8	2	12	28	8	
23 acres..	65,185				123	117	450	1,233	591	
24 bushels..	3,121,668				5,090	5,450	22,142	59,876	24,325	
25 Peanuts harvested for picking or threshing.....multiple units reporting..	32		1		2	5	6	6	5	
26 subunits reporting..	32		1		2	5	6	6	5	
27 acres..	43		2		2	7	7	7	9	
28 pounds..	17,330		1,000		1,000	3,210	1,400	3,360	4,500	
29 Horses and mules.....multiple units reporting..	5,643	77	295	290	565	642	586	413	342	
30 number..	34,473	192	845	963	1,918	2,177	2,081	1,556	1,310	
Landlord-tenant operations containing multiple units:										
31 All subunits including home farm.....number..	46,954	593	1,262	1,271	2,426	2,913	2,685	1,958	1,884	
32 Land in all subunits including home farm.....acres..	3,816,347	12,508	32,867	34,341	83,971	128,153	147,349	122,612	128,431	
33 Owned by operator of multiple unit.....acres..	2,594,369	10,833	25,523	23,578	53,343	72,774	83,262	71,692	76,323	
34 Rented by operator of multiple unit.....acres..	1,221,978	1,675	7,344	10,763	30,628	55,379	64,087	50,920	52,108	
35 Subunits not included in multiple units. operators reporting..	2,665	70	83	106	148	213	204	154	151	
36 number..	11,056	145	190	191	371	475	448	311	402	
37 Share tenants.....number..	6,412	86	123	109	181	213	246	165	229	
38 Other tenants, not croppers nor share tenants.....number..	4,644	59	67	82	190	262	202	146	173	
39 Land in subunits not included in multiple units.....acres..	623,963	8,132	14,225	8,467	16,922	23,282	23,266	17,067	21,960	

Item (For definitions and explanations, see text)	Area 5									
	Total	Size of unit								
		Under 30 acres	30 to 49 acres	50 to 69 acres	70 to 99 acres	100 to 139 acres	140 to 179 acres	180 to 219 acres	220 to 259 acres	
1 Multiple-unit operations.....number..	626	7	18	20	42	69	68	59	54	
2 Subunits in multiple-unit operations.....total number..	1,979	14	39	45	90	158	166	132	129	
3 Home farms.....number..	591	4	13	12	36	62	66	58	54	
4 Cropper farms.....number..	1,388	10	26	33	54	96	100	74	75	
5 Land in multiple-unit operations.....total acres..	292,082	150	704	1,145	3,429	8,115	10,888	11,540	12,782	
6 Home farms.....acres..	255,740	53	314	482	1,953	5,397	8,262	9,481	10,582	
7 Cropper farms.....acres..	36,342	97	390	663	1,476	2,718	2,626	2,059	2,200	
8 Cropland harvested.....total acres..	93,405	123	453	714	1,817	3,874	5,200	4,254	4,636	
9 Corn harvested for grain.....multiple units reporting..	518	2	10	14	32	61	59	54	50	
10 subunits reporting..	1,030	4	14	23	46	99	94	89	85	
11 acres..	14,197	20	87	210	403	1,045	1,009	926	1,010	
12 bushels..	268,908	400	1,097	4,770	6,448	17,469	19,108	15,702	17,933	
13 Cotton harvested.....multiple units reporting..	579	7	13	16	37	65	65	56	47	
14 subunits reporting..	1,633	12	24	32	60	121	128	99	92	
15 acres..	49,247	96	298	401	1,059	1,981	2,840	2,227	2,347	
16 bales..	21,879	52	134	208	450	889	1,094	1,018	1,019	
17 Tobacco harvested.....multiple units reporting..	(*)	(*)	(*)	(*)	(*)	(*)	(*)	(*)	(*)	
18 subunits reporting..	(*)	(*)	(*)	(*)	(*)	(*)	(*)	(*)	(*)	
19 acres..	(*)	(*)	(*)	(*)	(*)	(*)	(*)	(*)	(*)	
20 pounds..	(*)	(*)	(*)	(*)	(*)	(*)	(*)	(*)	(*)	
21 Rice harvested.....multiple units reporting..										
22 subunits reporting..										
23 acres..										
24 bushels..										
25 Peanuts harvested for picking or threshing.....multiple units reporting..	9					2	3		1	
26 subunits reporting..	9					2	3		1	
27 acres..	13					4	3		2	
28 pounds..	5,170					1,860	630		1,000	
29 Horses and mules.....multiple units reporting..	518	3	10	13	30	59	61	54	47	
30 number..	3,128	15	48	41	107	205	219	189	205	
Landlord-tenant operations containing multiple units:										
31 All subunits including home farm.....number..	2,517	22	43	60	100	183	192	146	162	
32 Land in all subunits including home farm.....acres..	310,586	756	916	2,201	3,627	9,288	12,379	12,293	13,285	
33 Owned by operator of multiple unit.....acres..	238,191	731	752	2,079	3,134	7,925	9,657	10,809	10,473	
34 Rented by operator of multiple unit.....acres..	72,395	25	164	122	493	1,363	2,722	1,484	2,812	
35 Subunits not included in multiple units. operators reporting..	208	3	4	6	8	18	18	12	22	
36 number..	538	8	4	15	10	25	26	14	33	
37 Share tenants.....number..	309	6	2	8	3	14	8	8	18	
38 Other tenants, not croppers nor share tenants.....number..	229	2	2	7	7	11	18	6	15	
39 Land in subunits not included in multiple units.....acres..	18,504	606	212	1,056	198	1,173	1,491	753	503	

\* Not available.



## MULTIPLE-UNIT OPERATIONS

Economic Area Table 1.— MULTIPLE-UNIT OPERATIONS,

[Data for units, land in units, and number of horses and mules relate to April 1, 1950;

Item (For definitions and explanations, see text)		Area 7a								
		Total	Size of unit							
			Under 30 acres	30 to 49 acres	50 to 69 acres	70 to 99 acres	100 to 139 acres	140 to 179 acres	180 to 219 acres	220 to 259 acres
1	Multiple-unit operations.....number..	1,695	16	66	73	206	239	199	140	105
2	Subunits in multiple-unit operations.....total number..	7,371	33	150	171	487	596	506	389	323
3	Home farms.....number..	1,555	8	39	58	182	220	183	136	99
4	Cropper farms.....number..	5,816	25	111	113	305	376	323	253	224
5	Land in multiple-unit operations.....total acres..	671,892	304	2,622	4,360	16,849	27,916	31,143	27,568	25,152
6	Home farms.....acres..	518,765	64	915	2,460	10,182	18,791	22,110	20,570	18,580
7	Cropper farms.....acres..	153,127	240	1,707	1,900	6,667	9,125	9,033	6,998	6,572
8	Cropland harvested.....total acres..	353,073	271	2,100	3,387	12,936	21,341	20,809	17,986	16,899
9	Corn harvested for grain.....multiple units reporting..	1,239	3	34	49	156	185	147	104	79
10	subunits reporting..	2,805	7	43	71	233	296	227	171	146
11	acres..	46,036	23	285	720	2,465	4,297	3,711	2,646	2,864
12	bushels..	906,692	560	4,850	13,400	47,834	92,069	71,002	53,835	65,268
13	Cotton harvested.....multiple units reporting..	1,629	14	63	71	201	233	192	136	102
14	subunits reporting..	6,736	23	127	150	443	540	454	356	293
15	acres..	210,572	195	1,646	2,375	8,849	14,258	13,495	11,691	10,465
16	bales..	158,418	189	1,428	1,789	7,240	11,425	10,033	8,749	7,865
17	Tobacco harvested.....multiple units reporting..	(*)	(*)	(*)	(*)	(*)	(*)	(*)	(*)	(*)
18	subunits reporting..	(*)	(*)	(*)	(*)	(*)	(*)	(*)	(*)	(*)
19	acres..	(*)	(*)	(*)	(*)	(*)	(*)	(*)	(*)	(*)
20	pounds..	(*)	(*)	(*)	(*)	(*)	(*)	(*)	(*)	(*)
21	Rice harvested.....multiple units reporting..	99						4	7	2
22	subunits reporting..	132						5	11	3
23	acres..	19,589						269	549	286
24	bushels..	941,811						12,760	25,900	10,356
25	Peanuts harvested for picking or threshing.....multiple units reporting..									
26	subunits reporting..									
27	acres..									
28	pounds..									
29	Horses and mules.....multiple units reporting..	1,222	3	31	47	143	174	143	102	79
30	number..	6,259	8	88	134	454	538	448	329	256
Landlord-tenant operations containing multiple units:										
31	All subunits including home farm.....number..	9,515	47	198	219	577	682	603	463	411
32	Land in all subunits including home farm.....acres..	857,476	1,340	7,881	7,178	22,098	34,226	39,836	33,677	30,116
33	Owned by operator of multiple unit.....acres..	567,815	1,315	7,224	5,273	14,362	18,793	21,290	17,437	16,452
34	Rented by operator of multiple unit.....acres..	289,661	25	657	1,905	7,736	15,433	18,546	16,240	13,664
35	Subunits not included in multiple units..operators reporting..	525	7	10	23	35	48	44	40	27
36	number..	2,144	14	48	48	90	86	97	74	88
37	Share tenants.....number..	1,218	10	32	23	43	48	58	34	50
38	Other tenants, not croppers nor share tenants.....number..	926	4	15	25	47	39	40	40	38
39	Land in subunits not included in multiple units.....acres..	185,584	1,036	5,259	2,818	5,249	6,310	8,693	6,109	4,964

Item (For definitions and explanations, see text)		Area 8a								
		Total	Size of unit							
			Under 30 acres	30 to 49 acres	50 to 69 acres	70 to 99 acres	100 to 139 acres	140 to 179 acres	180 to 219 acres	220 to 259 acres
1	Multiple-unit operations.....number..	2,765	113	228	205	313	355	261	159	142
2	Subunits in multiple-unit operations.....total number..	15,931	243	523	519	849	1,062	859	583	576
3	Home farms.....number..	2,505	49	175	160	278	318	256	154	138
4	Cropper farms.....number..	13,426	194	348	359	571	744	603	429	438
5	Land in multiple-unit operations.....total acres..	1,057,327	2,425	8,915	11,991	25,867	41,231	41,320	31,466	33,688
6	Home farms.....acres..	831,229	647	4,500	6,633	16,556	28,067	30,721	23,682	25,363
7	Cropper farms.....acres..	226,098	1,778	4,415	5,358	9,311	13,164	10,599	7,784	8,325
8	Cropland harvested.....total acres..	707,259	2,323	7,981	10,088	20,924	32,846	31,040	23,431	23,349
9	Corn harvested for grain.....multiple units reporting..	1,967	32	146	133	227	254	188	122	104
10	subunits reporting..	4,964	45	204	198	345	432	321	223	200
11	acres..	82,689	182	1,181	1,429	3,106	4,130	3,871	2,934	2,627
12	bushels..	1,749,647	4,095	25,021	25,184	62,373	78,351	78,116	58,740	46,771
13	Cotton harvested.....multiple units reporting..	2,739	110	224	201	313	354	299	159	140
14	subunits reporting..	15,239	220	495	495	794	1,012	818	554	545
15	acres..	455,068	1,976	6,088	7,404	14,600	23,165	21,811	15,674	15,166
16	bales..	380,405	1,608	4,882	5,892	11,555	18,185	17,069	12,206	12,519
17	Tobacco harvested.....multiple units reporting..	(*)	(*)	(*)	(*)	(*)	(*)	(*)	(*)	(*)
18	subunits reporting..	(*)	(*)	(*)	(*)	(*)	(*)	(*)	(*)	(*)
19	acres..	(*)	(*)	(*)	(*)	(*)	(*)	(*)	(*)	(*)
20	pounds..	(*)	(*)	(*)	(*)	(*)	(*)	(*)	(*)	(*)
21	Rice harvested.....multiple units reporting..	24						1	2	1
22	subunits reporting..	33						1	4	1
23	acres..	7,158						20	211	165
24	bushels..	341,045						1,200	8,650	7,150
25	Peanuts harvested for picking or threshing.....multiple units reporting..									
26	subunits reporting..									
27	acres..									
28	pounds..									
29	Horses and mules.....multiple units reporting..	1,911	42	141	129	200	219	181	116	98
30	number..	14,254	104	400	444	722	823	752	547	429
Landlord-tenant operations containing multiple units:										
31	All subunits including home farm.....number..	20,031	303	583	589	1,008	1,247	989	710	730
32	Land in all subunits including home farm.....acres..	1,275,156	6,375	14,670	14,215	31,260	50,347	47,243	38,390	43,079
33	Owned by operator of multiple unit.....acres..	774,406	5,621	11,045	8,809	18,612	23,924	22,276	19,788	21,876
34	Rented by operator of multiple unit.....acres..	500,750	754	3,625	5,406	12,648	26,423	24,967	18,602	21,203
35	Subunits not included in multiple units..operators reporting..	929	34	32	44	56	85	67	53	54
36	number..	4,100	60	60	70	159	185	130	127	154
37	Share tenants.....number..	2,160	38	37	44	80	88	73	67	86
38	Other tenants, not croppers nor share tenants.....number..	1,940	22	23	26	79	97	57	60	68
39	Land in subunits not included in multiple units.....acres..	217,829	3,950	5,755	2,224	5,393	9,116	5,923	6,924	9,391

\*Not available.



MULTIPLE-UNIT OPERATIONS

Economic Area Table 2.—MULTIPLE-UNIT OPERATIONS, BY COLOR

[Data for units, land in units, and number of horses and mules relate to April 1, 1950;

Item (For definitions and explanations, see text)	Total, selected areas											
	All operators			Color and tenure of operator								
	Total	White	Non-white	Full owners			Part owners			Managers		
				Total	White	Non-white	Total	White	Non-white	Total	White	Non-white
1 Multiple-unit operations.....number..	7,622	6,469	1,153	3,272	2,864	408	1,888	1,629	259	263	263	.....
2 Subunits in multiple-unit operations..total number..	35,898	32,621	3,277	13,134	12,078	1,056	10,208	9,302	906	4,163	4,163	.....
3 Home farms.....number..	6,989	5,845	1,144	2,680	2,279	401	1,875	1,617	258	249	249	.....
4 Cropper farms.....number..	28,909	26,776	2,133	10,454	9,799	655	8,333	7,685	648	3,914	3,914	.....
5 Land in multiple-unit operations.....total acres..	3,192,384	3,041,483	150,901	1,204,976	1,157,911	47,065	1,031,544	973,691	57,853	394,240	394,240	.....
6 Home farms.....acres..	2,592,009	2,473,243	118,766	953,187	416,822	36,365	852,373	805,415	46,958	330,037	330,037	.....
7 Cropper farms.....acres..	600,375	568,240	32,135	251,789	241,089	10,700	179,171	168,276	10,895	64,203	64,203	.....
8 Cropland harvested.....total acres..	1,681,394	1,590,811	90,583	532,560	507,875	24,685	539,341	508,500	30,841	209,101	209,101	.....
9 Corn harvested for grain.....multiple units reporting..	5,633	4,693	940	2,351	2,005	346	1,477	1,253	224	209	209	.....
10 subunits reporting..	12,860	11,205	1,655	5,049	4,461	588	3,482	3,037	445	1,187	1,187	.....
11 acres..	200,333	184,119	16,214	74,521	69,307	5,214	57,720	52,785	4,935	22,764	22,764	.....
12 bushels..	4,119,057	3,857,423	261,634	1,564,226	1,478,142	86,084	1,139,167	1,061,221	77,946	509,990	509,990	.....
13 Cotton harvested.....multiple units reporting..	7,336	6,198	1,138	3,087	2,687	400	1,823	1,565	258	259	259	.....
14 subunits reporting..	32,959	29,904	3,055	11,547	10,586	961	9,432	8,594	838	3,993	3,993	.....
15 acres..	996,288	936,660	59,628	289,531	274,451	15,080	313,877	294,201	19,676	118,658	118,658	.....
16 bales..	717,667	683,084	34,583	193,940	186,043	7,897	230,376	219,305	11,071	93,471	93,471	.....
17 Tobacco harvested.....multiple units reporting..												.....
18 subunits reporting..												.....
19 acres..	(*)	(*)	(*)	(*)	(*)	(*)	(*)	(*)	(*)	(*)	(*)	.....
20 pounds..												.....
21 Rice harvested.....multiple units reporting..	289	283	6	128	127	1	105	101	4	14	14	.....
22 subunits reporting..	409	400	9	172	171	1	153	146	7	21	21	.....
23 acres..	65,185	64,540	645	24,300	24,292	8	25,246	24,626	620	7,068	7,068	.....
24 bushels..	3,121,668	3,086,858	34,810	1,204,751	1,204,351	400	1,177,447	1,143,887	33,560	338,142	338,142	.....
25 Peanuts harvested for picking or threshing.....multiple units reporting..	32	27	5	23	19	4	9	8	1	.....	.....	.....
26 subunits reporting..	43	27	5	23	19	4	9	8	1	.....	.....	.....
27 acres..	43	38	5	31	27	4	.....	.....	.....	.....	.....	.....
28 pounds..	17,330	15,330	2,000	10,800	9,800	1,000	6,530	6,130	400	.....	.....	.....
29 Horses and mules.....multiple units reporting..	5,643	4,607	1,036	2,314	1,947	367	1,481	1,252	229	210	210	.....
30 number..	34,473	30,191	4,282	13,445	11,997	1,448	9,637	8,534	1,103	3,920	3,920	.....
31 Landlord-tenant operations containing multiple units:												.....
32 All subunits including home farm.....number..	46,954	43,055	3,899	17,978	16,635	1,343	13,331	12,180	1,151	6,220	6,220	.....
33 Land in all subunits including home farm.....acres..	3,816,347	3,648,883	167,464	1,463,499	1,409,346	54,153	1,227,742	1,162,255	65,487	523,869	523,869	.....
34 Owned by operator of multiple unit.....acres..	2,594,369	2,500,630	93,739	1,463,499	1,409,346	54,153	720,275	680,689	39,586	410,595	410,595	.....
35 Rented by operator of multiple unit.....acres..	1,221,978	1,148,253	73,725	.....	.....	.....	507,467	481,566	25,901	113,274	113,274	.....
36 Subunits not included in multiple units.....operators reporting..	2,665	2,391	274	1,306	1,181	125	776	685	91	173	173	.....
37 number..	11,056	10,434	622	4,844	4,557	287	3,123	2,878	245	2,057	2,057	.....
38 Other tenants, not croppers nor share tenants.....number..	6,412	6,090	322	3,028	2,885	143	1,848	1,721	127	958	958	.....
39 Land in subunits not included in multiple units.....acres..	4,644	4,344	300	1,816	1,672	144	1,275	1,157	118	1,099	1,099	.....
	623,963	607,400	16,563	258,523	251,435	7,088	196,198	188,564	7,634	129,629	129,629	.....

Item (For definitions and explanations, see text)	Area 5											
	All operators			Color and tenure of operator								
	Total	White	Non-white	Full owners			Part owners			Managers		
				Total	White	Non-white	Total	White	Non-white	Total	White	Non-white
1 Multiple-unit operations.....number..	626	572	54	352	325	27	222	206	16	4	4	.....
2 Subunits in multiple-unit operations..total number..	1,979	1,842	137	1,006	941	65	768	727	41	55	55	.....
3 Home farms.....number..	591	537	54	318	291	27	222	206	16	4	4	.....
4 Cropper farms.....number..	1,388	1,305	83	688	650	38	546	521	25	51	51	.....
5 Land in multiple-unit operations.....total acres..	292,082	282,935	9,147	140,090	136,033	4,057	129,603	126,137	3,466	2,945	2,945	.....
6 Home farms.....acres..	255,740	248,152	7,588	120,450	117,088	3,362	115,538	112,602	2,936	2,136	2,136	.....
7 Cropper farms.....acres..	36,342	34,783	1,559	19,640	18,945	695	14,065	13,535	530	809	809	.....
8 Cropland harvested.....total acres..	93,405	88,761	4,644	42,076	40,335	1,741	41,742	39,908	1,834	1,400	1,400	.....
9 Corn harvested for grain.....multiple units reporting..	518	475	43	292	270	22	186	170	16	4	4	.....
10 subunits reporting..	1,030	950	80	562	522	40	384	357	27	25	25	.....
11 acres..	14,197	13,326	871	7,516	7,059	457	5,434	5,183	251	141	141	.....
12 bushels..	268,908	256,836	12,072	142,597	136,557	6,040	100,961	96,426	4,535	1,408	1,408	.....
13 Cotton harvested.....multiple units reporting..	579	530	49	315	291	24	214	199	15	4	4	.....
14 subunits reporting..	1,633	1,520	113	772	723	49	674	636	38	52	52	.....
15 acres..	49,947	47,103	2,844	22,940	22,082	858	20,784	19,530	1,254	847	847	.....
16 bales..	21,879	21,027	852	8,933	8,693	240	10,127	9,717	410	577	577	.....
17 Tobacco harvested.....multiple units reporting..												.....
18 subunits reporting..												.....
19 acres..	(*)	(*)	(*)	(*)	(*)	(*)	(*)	(*)	(*)	(*)	(*)	.....
20 pounds..												.....
21 Rice harvested.....multiple units reporting..												.....
22 subunits reporting..												.....
23 acres..												.....
24 bushels..												.....
25 Peanuts harvested for picking or threshing.....multiple units reporting..	9	8	1	3	2	1	6	6	.....	.....	.....	.....
26 subunits reporting..	9	8	1	3	2	1	6	6	.....	.....	.....	.....
27 acres..	13	12	1	5	4	1	6	6	.....	.....	.....	.....
28 pounds..	5,170	4,990	180	2,040	1,860	180	3,130	3,130	.....	.....	.....	.....
29 Horses and mules.....multiple units reporting..	518	470	48	288	263	25	190	175	15	2	2	.....
30 number..	3,128	2,864	264	1,576	1,463	113	1,310	1,209	101	23	23	.....
31 Landlord-tenant operations containing multiple units:												.....
32 All subunits including home farm.....number..	2,517	2,362	155	1,311	1,234	77	963	917	46	69	69	.....
33 Land in all subunits including home farm.....acres..	310,586	300,962	9,624	154,768	150,400	4,368	132,290	128,682	3,608	3,306	3,306	.....
34 Owned by operator of multiple unit.....acres..	238,191	231,561	6,610	154,768	150,400	4,368	80,867	78,625	2,242	2,556	2,556	.....
35 Rented by operator of multiple unit.....acres..	72,395	69,381	3,014	.....	.....	.....	51,423	50,057	1,366	750	750	.....
36 Subunits not included in multiple units.....operators reporting..	208	192	16	134	123	11	61	57	4	2	2	.....
37 number..	538	520	18	305	293	12	195	190	5	14	14	.....
38 Other tenants, not croppers nor share tenants.....number..	309	302	7	193	190	3	101	98	3	3	3	.....
39 Land in subunits not included in multiple units.....acres..	229	218	11	112	103	9	94	92	2	11	11	.....
	18,504	18,027	477	14,678	14,367	311	2,687	2,545	142	361	361	.....

\*Not available.



AND TENURE OF OPERATOR: CENSUS OF 1950

those for cropland harvested and crops harvested relate to 1949]

Total, selected areas—Continued			Areas 3 and A														
Color and tenure of operator—Con.			Color and tenure of operator														
Tenants			All operators			Full owners			Part owners			Managers			Tenants		
Total	White	Non-white	Total	White	Non-white	Total	White	Non-white	Total	White	Non-white	Total	White	Non-white	Total	White	Non-white
2,199	1,713	486	429	420	9	242	240	2	105	101	4	7	7	.....	75	72	3
8,393	7,078	1,315	1,601	1,577	24	739	729	10	615	607	8	29	29	.....	218	212	6
2,185	1,700	485	398	389	9	212	210	2	104	100	4	7	7	.....	75	72	3
6,208	5,378	830	1,203	1,188	15	527	519	8	511	507	4	22	22	.....	143	140	3
561,624	515,641	45,983	194,880	193,839	1,041	94,780	94,430	350	73,537	73,096	441	4,620	4,620	.....	21,943	21,693	250
456,412	420,969	35,443	159,950	159,182	768	75,882	75,705	177	61,365	61,000	365	4,032	4,032	.....	18,671	18,445	226
105,212	94,672	10,540	34,930	34,657	273	18,898	18,725	173	12,172	12,096	76	588	588	.....	3,272	3,248	24
400,392	365,335	35,057	83,112	82,902	710	30,926	30,682	244	35,349	35,098	251	1,452	1,452	.....	15,885	15,670	215
1,596	1,226	370	329	323	6	174	172	2	85	83	2	6	6	.....	64	62	2
3,142	2,520	622	593	581	12	295	287	8	181	179	2	15	15	.....	102	100	2
45,328	39,263	6,065	11,725	11,627	98	4,559	4,499	60	4,275	4,255	20	576	576	.....	2,315	2,297	18
905,674	808,070	97,604	254,040	253,042	998	99,104	98,624	480	94,453	94,395	58	12,365	12,365	.....	48,118	47,658	460
2,167	1,687	480	398	390	8	220	218	2	101	97	4	4	4	.....	73	71	2
7,987	6,731	1,256	1,337	1,318	19	558	549	9	562	556	6	22	22	.....	195	191	4
274,222	249,350	24,872	40,118	39,689	429	12,335	12,180	155	18,244	18,140	104	450	450	.....	9,089	8,919	170
199,880	184,265	15,615	18,501	18,358	143	5,331	5,282	49	8,200	8,171	29	221	221	.....	4,749	4,684	65
(*)	(*)	(*)	(*)	(*)	(*)	(*)	(*)	(*)	(*)	(*)	(*)	(*)	(*)	(*)	(*)	(*)	(*)
42	41	1	1	1	.....	.....	.....	.....	1	1	.....	.....	.....	.....	.....	.....	.....
63	62	1	1	1	.....	.....	.....	.....	1	1	.....	.....	.....	.....	.....	.....	.....
8,571	8,554	17	150	150	.....	.....	.....	.....	150	150	.....	.....	.....	.....	.....	.....	.....
401,328	400,478	850	6,524	6,624	.....	.....	.....	.....	6,624	6,624	.....	.....	.....	.....	.....	.....	.....
.....	.....	.....	2	2	.....	1	1	.....	1	1	.....	.....	.....	.....	.....	.....	.....
.....	.....	.....	2	2	.....	1	1	.....	1	1	.....	.....	.....	.....	.....	.....	.....
.....	.....	.....	2	2	.....	1	1	.....	1	1	.....	.....	.....	.....	.....	.....	.....
.....	.....	.....	2,700	2,700	.....	700	700	.....	2,000	2,000	.....	.....	.....	.....	.....	.....	.....
1,638	1,198	440	338	330	8	190	188	2	84	80	4	5	5	.....	59	57	2
7,471	5,740	1,731	1,507	1,485	22	825	817	8	464	455	9	50	50	.....	168	163	5
9,425	8,020	1,405	2,053	2,026	27	1,015	1,005	10	751	740	11	38	38	.....	249	243	6
601,237	553,413	47,824	225,409	224,332	1,077	114,649	114,299	350	80,943	80,466	477	4,848	4,848	.....	24,969	24,719	250
.....	.....	.....	169,831	169,256	595	114,649	114,299	350	51,354	51,109	245	3,848	3,848	.....	.....	.....	.....
601,237	553,413	47,824	55,558	55,076	482	.....	.....	.....	29,589	29,357	232	1,000	1,000	.....	24,969	24,719	250
410	352	58	164	162	2	92	92	.....	50	48	2	3	3	.....	19	19	.....
1,032	942	90	452	449	3	276	276	.....	136	133	3	9	9	.....	31	31	.....
578	526	52	312	310	2	193	193	.....	95	93	2	6	6	.....	18	18	.....
454	416	38	140	139	1	83	83	.....	41	40	1	3	3	.....	13	13	.....
39,613	37,772	1,841	30,529	30,493	36	19,869	19,869	.....	7,406	7,370	36	228	228	.....	3,026	3,026	.....

Area 5—Continued			Area 6														
Color and tenure of operator—Con.			Color and tenure of operator														
Tenants			All operators			Full owners			Part owners			Managers			Tenants		
Total	White	Non-white	Total	White	Non-white	Total	White	Non-white	Total	White	Non-white	Total	White	Non-white	Total	White	Non-white
48	37	11	453	410	43	306	283	23	95	84	11	15	15	.....	37	28	9
150	119	31	1,440	1,348	92	945	897	48	278	254	24	118	118	.....	99	79	20
47	36	11	427	384	43	281	258	23	95	84	11	15	15	.....	36	27	9
103	83	20	1,013	964	49	664	639	25	183	170	13	103	103	.....	63	52	11
19,444	17,820	1,624	214,551	208,426	6,125	127,122	123,987	3,135	40,304	38,048	2,256	35,860	35,860	.....	11,265	10,531	734
17,616	16,326	1,290	189,436	184,039	5,397	110,444	107,766	2,678	35,484	33,403	2,081	33,618	33,618	.....	9,890	9,252	638
1,828	1,494	334	25,115	24,387	728	16,678	16,221	457	4,820	4,645	175	2,242	2,242	.....	1,375	1,279	96
8,187	7,118	1,069	59,867	57,924	1,943	32,114	31,300	814	11,281	10,657	624	11,661	11,661	.....	4,811	4,306	505
36	31	5	373	337	36	259	239	20	77	68	9	12	12	.....	25	18	7
59	46	13	755	698	57	515	480	35	127	115	12	68	68	.....	45	35	10
1,106	943	163	9,783	9,386	397	6,333	6,099	234	1,971	1,870	101	1,111	1,111	.....	368	306	62
23,942	22,445	1,497	175,782	169,963	5,819	109,975	106,661	3,314	31,561	30,361	1,200	26,036	26,036	.....	8,210	6,905	1,305
46	36	10	409	371	38	272	253	19	89	78	11	15	15	.....	33	25	8
135	109	26	1,123	1,054	69	708	675	33	221	200	21	111	111	.....	83	68	15
5,376	4,644	732	25,746	24,776	970	14,388	14,060	328	5,562	5,257	305	3,071	3,071	.....	2,725	2,388	337
2,242	2,040	202	11,859	11,444	415	6,543	6,430	113	2,513	2,395	118	1,594	1,594	.....	1,209	1,025	184
(*)	(*)	(*)	(*)	(*)	(*)	(*)	(*)	(*)	(*)	(*)	(*)	(*)	(*)	(*)	(*)	(*)	(*)
.....	.....	.....	5	5	.....	2	2	.....	.....	.....	.....	2	2	.....	1	1	.....
.....	.....	.....	7	7	.....	2	2	.....	.....	.....	.....	3	3	.....	2	2	.....
.....	.....	.....	2,606	2,606	.....	316	316	.....	.....	.....	.....	1,740	1,740	.....	550	550	.....
.....	.....	.....	124,793	124,793	.....	11,313	11,313	.....	.....	.....	.....	77,730	77,730	.....	35,750	35,750	.....
.....	.....	.....	20	16	4	18	15	3	2	1	1	.....	.....	.....	.....	.....	.....
.....	.....	.....	20	16	4	18	15	3	2	1	1	.....	.....	.....	.....	.....	.....
.....	.....	.....	27	23	4	24	21	3	3	2	1	.....	.....	.....	.....	.....	.....
.....	.....	.....	9,160	7,340	1,820	7,760	6,340	1,420	1,400	1,000	400	.....	.....	.....	.....	.....	.....
38	30	8	405	366	39	273	252	21	86	76	10	13	13	.....	33	25	8
219	169	50	2,323	2,172	151	1,480	1,404	76	465	421	44	235	235	.....	143	112	31
174	142	32	2,419	2,294	125	1,573	1,503	70	422	389	33	300	300	.....	124	102	22
20,222	18,574	1,648	248,837	242,006	6,831	146,469	142,935	3,534	45,495	42,962	2,533	45,061	45,061	.....	11,812	11,048	764
.....	.....	.....	188,966	184,723	4,243	146,469	142,935	3,534	30,852	30,143	709	11,645	11,645	.....	.....	.....	.....
20,222	18,574	1,648	59,871	57,283	2,588	.....	.....	.....	14,643	12,819	1,824	33,416	33,416	.....	11,812	11,048	764
11	10	1	196	175	21	126	112	14	44	39	5	15	15	.....	11	9	2
24	23	1	979	946	33	628	606	22	144	135	9	182	182	.....	25	23	2
12	11	1	701	689	12	457	449	8	99	95	4	128	128	.....	17	17	.....
12	12	.....	278	257	21	171	157	14	45	40	5	54	54	.....	8	6	2
778	754	24	34,286	33,580	706	19,347	18,948	399	5,191	4,914	277	9,201	9,201	.....	547	517	30

MULTIPLE-UNIT OPERATIONS

Economic Area Table 2.—MULTIPLE-UNIT OPERATIONS, BY COLOR

[Data for units, land in units, and number of horses and mules relate to April 1, 1950;

Item (For definitions and explanations, see text)	Area 7a											
	All operators			Color and tenure of operator								
				Full owners			Part owners			Managers		
	Total	White	Non-white	Total	White	Non-white	Total	White	Non-white	Total	White	Non-white
1 Multiple-unit operations.....number..	1,695	1,598	97	680	638	42	409	390	19	39	39	.....
2 Subunits in multiple-unit operations..total number..	7,371	7,080	291	2,671	2,569	102	1,940	1,843	97	732	732	.....
3 Home farms.....number..	1,555	1,459	96	553	512	41	404	385	19	36	36	.....
4 Cropper farms.....number..	5,816	5,621	195	2,118	2,057	61	1,536	1,458	78	696	696	.....
5 Land in multiple-unit operations.....total acres..	671,892	652,645	19,247	259,691	254,607	5,084	213,783	203,390	10,393	56,826	56,826	.....
6 Home farms.....acres..	518,765	503,430	15,335	190,303	190,303	3,736	168,774	160,038	8,736	44,038	44,038	.....
7 Cropper farms.....acres..	153,127	149,215	3,912	65,652	64,304	1,348	45,009	43,352	1,657	12,788	12,788	.....
8 Cropland harvested.....total acres..	353,073	343,795	9,278	112,865	110,221	2,644	109,628	105,587	4,041	30,443	30,443	.....
9 Corn harvested for grain..multiple units reporting..	1,239	1,157	82	477	440	37	311	296	15	31	31	.....
10 subunits reporting.....	2,805	2,648	157	1,098	1,039	59	739	687	52	137	137	.....
11 acres.....	46,036	44,420	1,616	16,703	16,230	473	13,758	13,059	699	2,809	2,809	.....
12 bushels.....	906,692	883,389	23,303	334,726	327,469	7,257	274,428	263,929	10,499	61,235	61,235	.....
13 Cotton harvested.....multiple units reporting..	1,629	1,522	97	641	599	42	389	370	19	38	38	.....
14 subunits reporting.....	6,756	6,472	284	2,324	2,234	90	1,779	1,689	90	697	697	.....
15 acres.....	210,572	204,355	5,617	59,144	57,444	1,700	62,798	60,695	2,103	18,902	18,902	.....
16 bales.....	158,418	154,913	3,505	43,538	42,609	929	47,995	46,558	1,437	15,183	15,183	.....
17 Tobacco harvested.....multiple units reporting..	(*)	(*)	(*)	(*)	(*)	(*)	(*)	(*)	(*)	(*)	(*)	.....
18 subunits reporting.....	(*)	(*)	(*)	(*)	(*)	(*)	(*)	(*)	(*)	(*)	(*)	.....
19 acres.....	(*)	(*)	(*)	(*)	(*)	(*)	(*)	(*)	(*)	(*)	(*)	.....
20 pounds.....	(*)	(*)	(*)	(*)	(*)	(*)	(*)	(*)	(*)	(*)	(*)	.....
21 Rice harvested.....multiple units reporting..	99	96	3	50	49	1	35	34	1	2	2	.....
22 subunits reporting.....	132	129	3	63	62	1	52	51	1	2	2	.....
23 acres.....	19,589	19,184	405	8,325	8,317	8	9,394	9,014	380	235	235	.....
24 bushels.....	941,811	918,561	23,250	408,099	407,699	400	435,112	413,112	22,000	11,000	11,000	.....
25 Peanuts harvested for picking or threshing.....multiple units reporting..	(*)	(*)	(*)	(*)	(*)	(*)	(*)	(*)	(*)	(*)	(*)	.....
26 subunits reporting.....	(*)	(*)	(*)	(*)	(*)	(*)	(*)	(*)	(*)	(*)	(*)	.....
27 acres.....	(*)	(*)	(*)	(*)	(*)	(*)	(*)	(*)	(*)	(*)	(*)	.....
28 pounds.....	(*)	(*)	(*)	(*)	(*)	(*)	(*)	(*)	(*)	(*)	(*)	.....
29 Horses and mules.....multiple units reporting..	1,222	1,132	90	452	413	39	310	293	17	33	33	.....
30 number.....	6,259	5,899	360	2,372	2,248	124	1,602	1,502	100	566	566	.....
31 Landlord-tenant operations containing multiple units:												
32 All subunits including home farm.....number..	9,515	9,184	331	3,710	3,594	116	2,545	2,422	123	1,038	1,038	.....
33 Land in all subunits including home farm.....acres..	857,476	836,396	21,080	330,421	324,863	5,558	277,691	265,972	11,719	97,200	97,200	.....
34 Owned by operator of multiple unit.....acres..	567,815	552,951	14,864	330,421	324,863	5,558	165,132	155,826	9,306	72,262	72,262	.....
35 Rented by operator of multiple unit.....acres..	289,661	283,445	6,216	.....	.....	.....	112,559	110,146	2,413	24,938	24,938	.....
36 Subunits not included in multiple units.....operators reporting..	525	512	13	277	270	7	159	153	6	22	22	.....
37 number.....	2,144	2,104	40	1,039	1,025	14	605	579	26	306	306	.....
38 Other tenants, not croppers nor share tenants.....number..	1,218	1,191	27	613	607	6	358	337	21	126	126	.....
39 Land in subunits not included in multiple units.....acres..	185,584	183,751	1,833	70,730	70,256	474	63,908	62,582	1,326	40,374	40,374	.....

Item (For definitions and explanations, see text)	Area 8a											
	All operators			Color and tenure of operator								
				Full owners			Part owners			Managers		
	Total	White	Non-white	Total	White	Non-white	Total	White	Non-white	Total	White	Non-white
1 Multiple-unit operations.....number..	2,765	2,140	625	999	797	202	650	525	125	131	131	.....
2 Subunits in multiple-unit operations..total number..	15,931	14,144	1,787	4,919	4,376	543	4,575	4,163	412	2,192	2,192	.....
3 Home farms.....number..	2,505	1,885	620	750	552	198	647	523	124	126	126	.....
4 Cropper farms.....number..	13,426	12,259	1,167	4,169	3,824	345	3,928	3,640	288	2,066	2,066	.....
5 Land in multiple-unit operations.....total acres..	1,057,327	985,657	71,670	289,919	267,852	22,067	344,086	323,864	20,222	173,636	173,636	.....
6 Home farms.....acres..	831,229	776,338	54,891	210,305	193,882	16,423	276,478	260,742	15,736	144,500	144,500	.....
7 Cropper farms.....acres..	226,098	209,319	16,779	79,614	73,970	5,644	67,608	63,122	4,486	29,136	29,136	.....
8 Cropland harvested.....total acres..	707,259	659,356	47,903	181,573	168,938	12,635	229,025	216,256	12,769	107,115	107,115	.....
9 Corn harvested for grain..multiple units reporting..	1,967	1,458	509	674	501	173	504	395	109	102	102	.....
10 subunits reporting.....	4,964	4,061	903	1,601	1,296	305	1,338	1,129	209	655	655	.....
11 acres.....	28,689	27,002	8,887	26,243	23,644	2,599	23,273	20,992	2,281	13,341	13,341	.....
12 bushels.....	1,749,647	1,600,015	149,632	590,716	541,912	48,804	456,586	422,612	33,974	289,267	289,267	.....
13 Cotton harvested.....multiple units reporting..	2,739	2,116	623	983	782	201	645	520	125	131	131	.....
14 subunits reporting.....	15,239	13,522	1,717	4,629	4,113	516	4,374	3,981	393	2,132	2,132	.....
15 acres.....	455,068	423,313	31,755	114,805	106,951	7,854	143,211	135,227	7,984	64,195	64,195	.....
16 bales.....	380,405	359,503	20,902	90,728	85,890	4,838	124,797	119,827	4,970	55,329	55,329	.....
17 Tobacco harvested.....multiple units reporting..	(*)	(*)	(*)	(*)	(*)	(*)	(*)	(*)	(*)	(*)	(*)	.....
18 subunits reporting.....	(*)	(*)	(*)	(*)	(*)	(*)	(*)	(*)	(*)	(*)	(*)	.....
19 acres.....	(*)	(*)	(*)	(*)	(*)	(*)	(*)	(*)	(*)	(*)	(*)	.....
20 pounds.....	(*)	(*)	(*)	(*)	(*)	(*)	(*)	(*)	(*)	(*)	(*)	.....
21 Rice harvested.....multiple units reporting..	24	23	1	8	8	.....	12	11	1	1	1	.....
22 subunits reporting.....	33	32	1	9	9	.....	19	18	1	1	1	.....
23 acres.....	7,158	7,058	100	1,915	1,915	.....	4,110	4,010	100	605	605	.....
24 bushels.....	341,045	337,045	4,000	107,720	107,720	.....	178,010	174,010	4,000	33,915	33,915	.....
25 Peanuts harvested for picking or threshing.....multiple units reporting..	(*)	(*)	(*)	(*)	(*)	(*)	(*)	(*)	(*)	(*)	(*)	.....
26 subunits reporting.....	(*)	(*)	(*)	(*)	(*)	(*)	(*)	(*)	(*)	(*)	(*)	.....
27 acres.....	(*)	(*)	(*)	(*)	(*)	(*)	(*)	(*)	(*)	(*)	(*)	.....
28 pounds.....	(*)	(*)	(*)	(*)	(*)	(*)	(*)	(*)	(*)	(*)	(*)	.....
29 Horses and mules.....multiple units reporting..	1,911	1,348	563	606	425	181	482	372	110	104	104	.....
30 number.....	14,254	11,898	2,356	4,546	3,786	760	3,940	3,426	514	2,008	2,008	.....
31 Landlord-tenant operations containing multiple units:												
32 All subunits including home farm.....number..	20,031	17,897	2,134	6,309	5,597	712	5,812	5,285	527	3,170	3,170	.....
33 Land in all subunits including home farm.....acres..	1,275,156	1,193,599	81,557	359,138	332,670	26,468	423,756	399,462	24,294	227,415	227,415	.....
34 Owned by operator of multiple unit.....acres..	774,406	733,800	40,606	359,138	332,670	26,468	226,879	212,741	14,138	188,389	188,389	.....
35 Rented by operator of multiple unit.....acres..	500,750	459,799	40,951	.....	.....	.....	196,877	186,721	10,156	39,026	39,026	.....
36 Subunits not included in multiple units.....operators reporting..	929	781	148	368	306	62	283	236	47	83	83	.....
37 number.....	4,100	3,753	347	1,390	1,221	169	1,237	1,122	115	978	978	.....
38 Other tenants, not croppers nor share tenants.....number..	1,983	1,777	206	791	711	80	710	648	62	407	407	.....
39 Land in subunits not included in multiple units.....acres..	1,940	1,770	170	599	510	89	572	474	53	571	571	.....

\* Not available.

AND TENURE OF OPERATOR: CENSUS OF 1950—Continued

those for cropland harvested and crops harvested relate to 1949]

Area 7a—Continued			Area 7b														
Color and tenure of operator—Con.			Color and tenure of operator														
Tenants			All operators			Full owners			Part owners			Managers			Tenants		
Total	White	Non-white	Total	White	Non-white	Total	White	Non-white	Total	White	Non-white	Total	White	Non-white	Total	White	Non-white
567	531	36	477	450	27	192	188	4	149	134	15	6	6	.....	130	122	8
2,028	1,936	92	1,663	1,568	95	680	672	8	550	484	66	35	35	.....	398	377	21
562	526	36	441	414	27	157	153	4	148	133	15	6	6	.....	130	122	8
1,466	1,410	56	1,222	1,154	68	523	519	4	402	351	51	29	29	.....	268	255	13
141,592	137,822	3,770	269,825	263,152	6,673	100,124	99,789	335	99,699	94,347	5,352	25,480	25,480	.....	44,522	43,536	986
111,914	109,051	2,863	223,691	217,869	5,822	79,286	79,006	280	84,130	79,435	4,704	21,773	21,773	.....	38,493	37,655	838
29,678	28,771	907	46,134	45,283	851	20,838	20,783	55	15,560	14,912	648	3,707	3,707	.....	6,029	5,881	148
100,137	97,544	2,593	135,406	131,805	3,601	48,764	48,630	134	50,479	47,718	2,761	6,221	6,221	.....	29,942	29,236	706
420	390	30	301	281	20	101	98	3	101	90	11	5	5	.....	94	88	6
831	785	46	499	468	31	192	186	6	163	145	18	9	9	.....	135	128	7
12,766	12,322	444	6,438	6,010	428	2,172	2,145	27	2,229	1,887	342	497	497	.....	1,540	1,481	59
236,303	230,756	5,547	162,845	156,205	6,640	64,835	64,305	530	49,660	44,805	4,855	13,155	13,155	.....	35,195	33,940	1,255
561	525	36	419	392	27	163	159	4	128	113	15	6	6	.....	122	114	8
1,936	1,852	84	1,382	1,311	71	564	556	8	429	386	43	28	28	.....	361	341	20
69,728	67,914	1,814	55,973	53,371	2,602	16,363	16,278	85	20,822	18,914	1,908	1,493	1,493	.....	17,295	16,686	609
51,702	50,563	1,139	34,393	32,833	1,560	10,418	10,367	51	13,152	11,970	1,182	1,013	1,013	.....	9,810	9,483	327
(*)	(*)	(*)	(*)	(*)	(*)	(*)	(*)	(*)	(*)	(*)	(*)	(*)	(*)	(*)	(*)	(*)	(*)
12	11	1	142	141	1	63	63	.....	54	53	1	2	2	.....	23	23	.....
15	14	1	207	206	1	93	93	.....	74	73	1	6	6	.....	34	34	.....
1,635	1,618	17	30,873	30,783	90	12,496	12,496	.....	11,272	11,182	90	1,675	1,675	.....	5,430	5,430	.....
87,600	86,750	850	1,475,808	1,470,808	5,000	603,429	603,429	.....	540,341	535,341	5,000	83,200	83,200	.....	248,838	248,838	.....
.....	.....	.....	1	1	.....	1	1	.....	.....	.....	.....	.....	.....	.....	.....	.....	.....
.....	.....	.....	1	1	.....	1	1	.....	.....	.....	.....	.....	.....	.....	.....	.....	.....
.....	.....	.....	1	1	.....	1	1	.....	.....	.....	.....	.....	.....	.....	.....	.....	.....
.....	.....	.....	300	300	.....	300	300	.....	.....	.....	.....	.....	.....	.....	.....	.....	.....
427	393	34	335	314	21	131	127	4	112	100	12	5	5	.....	87	82	5
1,719	1,583	136	1,561	1,473	88	632	616	16	577	523	54	70	70	.....	282	264	18
2,222	2,130	92	2,186	2,080	106	937	928	9	723	649	74	88	88	.....	438	415	23
152,164	148,394	3,770	314,541	307,607	6,934	126,809	126,394	415	114,177	108,692	5,485	27,825	27,825	.....	45,730	44,696	1,034
.....	.....	.....	225,465	223,560	2,905	126,809	126,394	415	72,151	69,661	2,490	27,505	27,505	.....	.....	.....	.....
152,164	148,394	3,770	88,076	84,047	4,029	.....	.....	.....	42,026	39,031	2,995	320	320	.....	45,730	44,696	1,034
67	67	.....	158	153	5	74	73	1	56	53	3	3	3	.....	25	24	1
194	194	.....	523	512	11	257	256	1	173	165	8	53	53	.....	40	38	2
121	121	.....	345	336	9	158	158	.....	116	108	8	43	43	.....	28	27	1
73	73	.....	178	176	2	99	98	1	57	57	.....	10	10	.....	12	11	1
10,572	10,572	.....	44,716	44,455	261	26,685	26,605	80	14,478	14,345	133	2,345	2,345	.....	1,208	1,160	48

Area 8a—Continued			Area 8b														
Color and tenure of operator—Con.			Color and tenure of operator														
Tenants			All operators			Full owners			Part owners			Managers			Tenants		
Total	White	Non-white	Total	White	Non-white	Total	White	Non-white	Total	White	Non-white	Total	White	Non-white	Total	White	Non-white
985	687	298	1,177	879	298	501	393	108	258	189	69	61	61	.....	357	236	121
4,245	3,413	832	5,913	5,062	851	2,174	1,894	280	1,482	1,224	258	1,002	1,002	.....	1,255	942	313
982	684	298	1,072	777	295	409	303	106	255	186	69	55	55	.....	353	233	120
3,263	2,729	534	4,841	4,285	556	1,765	1,591	174	1,227	1,038	189	947	947	.....	902	709	193
249,686	220,305	29,381	491,827	454,829	36,998	193,250	181,213	12,037	130,532	114,809	15,723	94,873	94,873	.....	73,172	63,934	9,238
199,946	177,214	22,732	413,198	384,233	28,965	162,781	153,072	9,709	110,595	98,195	12,400	79,940	79,940	.....	59,882	53,026	6,856
49,740	43,091	6,649	78,629	70,596	8,033	30,469	28,141	2,328	19,937	16,614	3,323	14,933	14,933	.....	13,290	10,908	2,382
189,546	167,047	22,499	248,772	226,268	22,504	84,242	77,769	6,473	61,837	53,276	8,561	50,809	50,809	.....	51,884	44,414	7,470
687	460	227	906	662	244	374	285	89	213	151	62	49	49	.....	270	177	93
1,370	981	389	2,214	1,799	415	786	651	135	550	425	125	278	278	.....	600	445	155
19,832	16,025	3,807	29,465	25,348	4,117	10,995	9,631	1,364	6,780	5,339	1,441	4,289	4,289	.....	7,401	5,889	1,512
413,078	346,224	66,854	601,143	537,973	63,170	222,273	202,614	19,659	131,518	108,693	22,825	106,524	106,524	.....	140,828	120,142	20,686
980	683	297	1,163	867	296	493	385	108	257	188	69	61	61	.....	352	233	119
4,104	3,296	808	5,509	4,707	802	1,992	1,736	256	1,393	1,146	247	91	91	.....	1,173	874	299
132,857	116,940	15,917	158,864	143,453	15,411	49,556	45,456	4,100	42,456	36,438	6,018	29,700	29,700	.....	37,152	31,859	5,293
109,551	98,457	11,094	92,212	85,006	7,206	28,449	26,772	1,677	23,592	20,667	2,925	19,554	19,554	.....	20,617	18,013	2,604
(*)	(*)	(*)	(*)	(*)	(*)	(*)	(*)	(*)	(*)	(*)	(*)	(*)	(*)	(*)	(*)	(*)	(*)
3	3	.....	18	17	1	5	5	.....	3	2	1	7	7	.....	3	3	.....
4	4	.....	29	25	4	5	5	.....	7	3	4	9	9	.....	8	8	.....
528	528	.....	4,809	4,759	50	1,248	1,248	.....	320	270	50	2,813	2,813	.....	428	428	.....
21,400	21,400	.....	231,587	229,027	2,560	74,190	74,190	.....	17,360	14,800	2,560	132,297	132,297	.....	7,740	7,740	.....
.....	.....	.....	.....	.....	.....	.....	.....	.....	.....	.....	.....	.....	.....	.....	.....	.....	.....
.....	.....	.....	.....	.....	.....	.....	.....	.....	.....	.....	.....	.....	.....	.....	.....	.....	.....
719	447	272	914	647	267	374	279	95	217	156	61	48	48	.....	275	164	111
3,760	2,678	1,082	5,441	4,400	1,041	2,014	1,663	351	1,279	998	281	968	968	.....	1,180	771	409
4,740	3,845	895	8,233	7,212	1,021	3,123	2,774	349	2,115	1,778	337	1,517	1,517	.....	1,478	1,143	335
264,847	234,052	30,795	584,342	543,948	40,394	231,245	217,785	13,460	153,390	136,019	17,371	118,214	118,214	.....	81,493	71,930	9,563
.....	.....	.....	428,675	377,566	23,916	231,245	217,785	13,460	93,040	82,584	10,456	104,390	104,390	.....	.....	.....	.....
264,847	234,052	30,795	155,667	166,382	16,478	.....	.....	.....	60,350	53,435	6,915	13,824	13,824	.....	81,493	71,930	9,563
195	156	39	485	416	69	235	205	30	123	99	24	45	45	.....	82	67	15
495	432	63	2,320	2,150	170	949	880	69	633	554	79	515	515	.....	223	201	22
252	217	35	1,367	1,279	88	623	577	46	369	342	27	245	245	.....	130	115	15
243	215	28	953	871	82	326	303	23	264	212	52	270	270	.....	93	86	7
15,161	13,747	1,414	92,515	89,119	3,396	37,995	36,572	1,423	22,858	21,210	1,648	23,341	23,341	.....	8,321	7,996	325

MULTIPLE-UNIT OPERATIONS

Economic Area Table 3.—MULTIPLE-UNIT OPERATIONS, BY TYPE OF FARM: CENSUS OF 1950

[Data for units, land in units, and number of horses and mules relate to April 1, 1950; those for cropland harvested and crops harvested relate to 1949]

Item (For definitions and explanations, see text)	Total, selected areas						
	Total	Type of farm					
		Cotton	Rice	Peanut	Cotton and rice	Cotton and peanut	Miscellaneous
1 Multiple-unit operations.....number..	7,622	7,030	135	1	148	6	302
2 Subunits in multiple-unit operations.....total number..	35,898	34,063	348	2	759	12	714
3 Home farms.....number..	6,989	6,420	134	1	146	6	282
4 Cropper farms.....number..	28,909	27,643	214	1	613	6	432
5 Land in multiple-unit operations.....total acres..	3,192,384	2,701,375	144,219	32	195,364	1,037	150,357
6 Home farms.....acres..	2,592,009	2,165,193	116,191	28	172,178	879	137,540
7 Cropper farms.....acres..	600,375	536,182	28,028	4	23,186	158	12,817
8 Cropland harvested.....total acres..	1,681,394	1,490,836	61,824	7	85,813	203	42,711
9 Corn harvested for grain.....multiple units reporting..	5,633	5,323	49	1	88	6	166
10 subunits reporting..	12,860	12,303	66	1	241	8	241
11 acres..	200,333	188,616	899	1	4,359	82	6,376
12 bushels..	4,119,057	3,863,445	18,540	15	88,575	1,425	147,057
13 Cotton harvested.....multiple units reporting..	7,336	7,030	48	.....	148	6	104
14 subunits reporting..	32,959	32,047	64	.....	641	8	199
15 acres..	996,288	967,498	829	.....	25,930	60	1,971
16 bales..	717,667	698,457	484	.....	16,695	26	2,005
17 Tobacco harvested.....multiple units reporting..							
18 subunits reporting..	(*)	(*)	(*)	(*)	(*)	(*)	(*)
19 acres..							
20 pounds..							
21 Rice harvested.....multiple units reporting..	289	2	135	.....	148	.....	4
22 subunits reporting..	409	2	206	.....	197	.....	4
23 acres..	65,185	38	36,263	.....	28,844	.....	40
24 bushels..	3,121,668	1,900	1,717,215	.....	1,401,153	.....	1,400
25 Peanuts harvested for picking or threshing.....multiple units reporting..	32	17	.....	1	1	6	7
26 subunits reporting..	32	17	.....	1	1	6	7
27 acres..	43	19	.....	2	1	13	8
28 pounds..	17,330	8,060	.....	1,000	300	4,010	3,960
29 Horses and mules.....multiple units reporting..	5,643	5,248	92	1	113	6	183
30 number..	34,473	32,293	407	4	839	14	916
Landlord-tenant operations containing multiple units:							
31 All subunits including home farm.....number..	46,954	43,780	486	2	1,309	16	1,361
32 Land in all subunits including home farm.....acres..	3,816,347	3,219,198	159,101	32	244,028	1,092	192,896
33 Owned by operator of multiple unit.....acres..	2,594,369	2,154,761	122,208	16	161,133	932	155,319
34 Rented by operator of multiple unit.....acres..	1,221,978	1,064,437	36,893	16	82,895	160	37,577
35 Subunits not included in multiple units.....operators reporting..	2,665	2,387	66	.....	76	2	134
36 number..	11,056	9,717	138	.....	550	4	647
37 Share tenants.....number..	6,412	5,603	103	.....	365	.....	341
38 Other tenants, not croppers nor share tenants.....number..	4,644	4,114	35	.....	185	4	306
39 Land in subunits not included in multiple units.....acres..	623,963	517,823	14,882	.....	48,664	55	42,539

Item (For definitions and explanations, see text)	Areas 3 and A						
	Total	Type of farm					
		Cotton	Rice	Peanut	Cotton and rice	Cotton and peanut	Miscellaneous
1 Multiple-unit operations.....number..	429	380	.....	.....	1	.....	48
2 Subunits in multiple-unit operations.....total number..	1,601	1,485	.....	.....	3	.....	113
3 Home farms.....number..	398	350	.....	.....	1	.....	47
4 Cropper farms.....number..	1,203	1,135	.....	.....	2	.....	66
5 Land in multiple-unit operations.....total acres..	194,880	167,252	.....	.....	826	.....	26,802
6 Home farms.....acres..	159,950	135,539	.....	.....	800	.....	23,611
7 Cropper farms.....acres..	34,930	31,713	.....	.....	26	.....	3,191
8 Cropland harvested.....total acres..	83,612	75,553	.....	.....	576	.....	7,483
9 Corn harvested for grain.....multiple units reporting..	329	299	.....	.....	1	.....	29
10 subunits reporting..	593	556	.....	.....	1	.....	36
11 acres..	11,725	9,665	.....	.....	35	.....	2,025
12 bushels..	254,040	196,862	.....	.....	500	.....	56,678
13 Cotton harvested.....multiple units reporting..	398	380	.....	.....	1	.....	17
14 subunits reporting..	1,337	1,308	.....	.....	3	.....	26
15 acres..	40,118	39,613	.....	.....	201	.....	304
16 bales..	18,501	18,268	.....	.....	99	.....	134
17 Tobacco harvested.....multiple units reporting..							
18 subunits reporting..	(*)	(*)	(*)	(*)	(*)	(*)	(*)
19 acres..							
20 pounds..							
21 Rice harvested.....multiple units reporting..	1	.....	.....	.....	1	.....	.....
22 subunits reporting..	1	.....	.....	.....	1	.....	.....
23 acres..	150	.....	.....	.....	150	.....	.....
24 bushels..	6,624	.....	.....	.....	6,624	.....	.....
25 Peanuts harvested for picking or threshing.....multiple units reporting..	2	1	.....	.....	.....	.....	1
26 subunits reporting..	2	1	.....	.....	.....	.....	1
27 acres..	2	1	.....	.....	.....	.....	1
28 pounds..	2,700	2,000	.....	.....	.....	.....	700
29 Horses and mules.....multiple units reporting..	338	303	.....	.....	1	.....	34
30 number..	1,507	1,336	.....	.....	7	.....	164
Landlord-tenant operations containing multiple units:							
31 All subunits including home farm.....number..	2,053	1,868	.....	.....	4	.....	181
32 Land in all subunits including home farm.....acres..	225,409	193,325	.....	.....	878	.....	31,206
33 Owned by operator of multiple unit.....acres..	169,851	141,600	.....	.....	664	.....	27,587
34 Rented by operator of multiple unit.....acres..	55,558	51,725	.....	.....	214	.....	3,619
35 Subunits not included in multiple units.....operators reporting..	164	141	.....	.....	1	.....	22
36 number..	452	383	.....	.....	1	.....	68
37 Share tenants.....number..	312	273	.....	.....	1	.....	38
38 Other tenants, not croppers nor share tenants.....number..	140	110	.....	.....	.....	.....	30
39 Land in subunits not included in multiple units.....acres..	30,529	26,073	.....	.....	52	.....	4,404

\*Not available.

Economic Area Table 4.—MULTIPLE-UNIT OPERATIONS, BY TYPE OF FARM: CENSUS OF 1950—Continued

[Data for units, land in units, and number of horses and mules relate to April 1, 1950; those for cropland harvested and crops harvested relate to 1949]

Item (For definitions and explanations, see text)		Area 5						
		Total	Type of farm					
			Cotton	Rice	Peanut	Cotton and rice	Cotton and peanut	Miscellaneous
1	Multiple-unit operations.....number..	626	559				2	65
2	Subunits in multiple-unit operations.....total number..	1,979	1,826				4	149
3	Home farms.....number..	591	526				2	63
4	Cropper farms.....number..	1,388	1,300				2	86
5	Land in multiple-unit operations.....total acres..	292,082	248,568				240	43,274
6	Home farms.....acres..	255,740	213,989				209	41,542
7	Cropper farms.....acres..	36,342	34,579				31	1,732
8	Cropland harvested.....total acres..	93,405	86,018				33	7,354
9	Corn harvested for grain.....multiple units reporting..	518	473				2	43
10	subunits reporting..	1,030	961				2	67
11	acres..	14,197	13,139				9	1,049
12	bushels..	268,908	246,103				180	22,625
13	Cotton harvested.....multiple units reporting..	579	559				2	18
14	subunits reporting..	1,633	1,587				2	44
15	acres..	49,947	49,613				8	326
16	bales..	21,879	21,731				5	143
17	Tobacco harvested.....multiple units reporting..							
18	subunits reporting..							
19	acres..	(*)	(*)	(*)	(*)	(*)	(*)	(*)
20	pounds..							
21	Rice harvested.....multiple units reporting..							
22	subunits reporting..							
23	acres..							
24	bushels..							
25	Peanuts harvested for picking or threshing.....multiple units reporting..	9	6				2	1
26	subunits reporting..	9	6				2	1
27	acres..	13	8				4	1
28	pounds..	5,170	2,960				1,860	350
29	Horses and mules.....multiple units reporting..	518	469				2	47
30	number..	3,128	2,815				3	310
Landlord-tenant operations containing multiple units:								
31	All subunits including home farm.....number..	2,517	2,309				4	204
32	Land in all subunits including home farm.....acres..	310,586	265,038				240	45,308
33	Owned by operator of multiple unit.....acres..	238,191	199,838				240	38,113
34	Rented by operator of multiple unit.....acres..	72,395	65,200					7,195
35	Subunits not included in multiple units.....operators reporting..	208	181					27
36	number..	538	483					55
37	Share tenants.....number..	309	273					36
38	Other tenants, not croppers nor share tenants.....number..	229	210					19
39	Land in subunits not included in multiple units.....acres..	18,504	16,470					2,034

Item (For definitions and explanations, see text)		Area 6						
		Total	Type of farm					
			Cotton	Rice	Peanut	Cotton and rice	Cotton and peanut	Miscellaneous
1	Multiple-unit operations.....number..	453	393	3	1	2	4	50
2	Subunits in multiple-unit operations.....total number..	1,440	1,293	10	2	26	8	101
3	Home farms.....number..	427	369	3	1	2	4	48
4	Cropper farms.....number..	1,013	924	7	1	24	4	53
5	Land in multiple-unit operations.....total acres..	214,551	171,005	3,353	32	22,750	797	16,614
6	Home farms.....acres..	189,436	148,451	3,035	28	22,015	670	15,237
7	Cropper farms.....acres..	25,115	22,554	318	4	735	127	1,377
8	Cropland harvested.....total acres..	59,867	49,082	1,045	7	7,386	170	2,177
9	Corn harvested for grain.....multiple units reporting..	373	337	1	1		4	29
10	subunits reporting..	755	704	2	1	7	6	35
11	acres..	9,783	9,225	12	1	44	73	428
12	bushels..	175,782	164,731	220	15	320	1,245	9,251
13	Cotton harvested.....multiple units reporting..	409	393				2	10
14	subunits reporting..	1,123	1,082				6	11
15	acres..	25,746	24,782				52	91
16	bales..	11,859	11,312				21	42
17	Tobacco harvested.....multiple units reporting..							
18	subunits reporting..							
19	acres..	(*)	(*)	(*)	(*)	(*)	(*)	(*)
20	pounds..							
21	Rice harvested.....multiple units reporting..	5		3		2		
22	subunits reporting..	7		4		3		
23	acres..	2,606		866		1,740		
24	bushels..	124,793		47,063		77,730		
25	Peanuts harvested for picking or threshing.....multiple units reporting..	20	10		1		4	5
26	subunits reporting..	20	10		1		4	5
27	acres..	27	10		2		9	6
28	pounds..	9,160	3,100		1,000		2,150	2,910
29	Horses and mules.....multiple units reporting..	405	358	3	1		4	38
30	number..	2,323	2,142	19	4	21	11	126
Landlord-tenant operations containing multiple units:								
31	All subunits including home farm.....number..	2,419	2,135	17	2	110	12	143
32	Land in all subunits including home farm.....acres..	248,837	196,993	3,535	32	29,230	852	18,195
33	Owned by operator of multiple unit.....acres..	188,966	169,196	1,579	16		692	17,483
34	Rented by operator of multiple unit.....acres..	59,871	27,797	1,956	16	29,230	160	712
35	Subunits not included in multiple units.....operators reporting..	196	178	1			2	13
36	number..	979	842	7		84	4	42
37	Share tenants.....number..	701	594	7		74		26
38	Other tenants, not croppers nor share tenants.....number..	278	248			10	4	16
39	Land in subunits not included in multiple units.....acres..	34,286	25,988	182		6,480	55	1,581

\* Not available.

MULTIPLE-UNIT OPERATIONS

Economic Area Table 3.—MULTIPLE-UNIT OPERATIONS, BY TYPE OF FARM: CENSUS OF 1950—Continued

[Data for units, land in units, and number of horses and mules relate to April 1, 1950; those for cropland harvested and crops harvested relate to 1949]

Item (For definitions and explanations, see text)		Area 7a						
		Total	Type of farm					
			Cotton	Rice	Peanut	Cotton and rice	Cotton and peanut	Miscellaneous
1	Multiple-unit operations..... number..	1,695	1,543	45	.....	51	.....	56
2	Subunits in multiple-unit operations..... total number..	7,371	6,829	106	.....	311	.....	125
3	Home farms..... number..	1,555	1,407	45	.....	50	.....	53
4	Cropper farms..... number..	5,816	5,422	61	.....	261	.....	72
5	Land in multiple-unit operations..... total acres..	671,892	549,832	37,438	.....	63,813	.....	20,809
6	Home farms..... acres..	518,765	414,771	31,102	.....	54,548	.....	18,344
7	Cropper farms..... acres..	153,127	135,061	6,336	.....	9,265	.....	2,465
8	Cropland harvested..... total acres..	353,073	301,906	13,298	.....	28,822	.....	9,047
9	Corn harvested for grain..... multiple units reporting..	1,239	1,170	11	.....	31	.....	27
10	..... subunits reporting..	2,805	2,652	13	.....	106	.....	34
11	..... acres..	46,036	42,343	168	.....	2,649	.....	876
12	..... bushels..	906,692	840,224	2,980	.....	42,480	.....	21,008
13	Cotton harvested..... multiple units reporting..	1,629	1,543	12	.....	51	.....	23
14	..... subunits reporting..	6,736	6,426	15	.....	257	.....	38
15	..... acres..	210,572	199,769	157	.....	10,087	.....	559
16	..... bales..	158,418	150,421	98	.....	7,001	.....	898
17	Tobacco harvested..... multiple units reporting..	(*)	(*)	(*)	(*)	(*)	(*)	(*)
18	..... subunits reporting..							
19	..... acres..							
20	..... pounds..							
21	Rice harvested..... multiple units reporting..	99	.....	45	.....	51	.....	3
22	..... subunits reporting..	132	.....	60	.....	69	.....	3
23	..... acres..	19,589	.....	10,322	.....	9,257	.....	10
24	..... bushels..	941,811	.....	483,040	.....	458,571	.....	200
25	Peanuts harvested for picking or thrashing..... multiple units reporting..	.....	.....	.....	.....	.....	.....	.....
26	..... subunits reporting..	.....	.....	.....	.....	.....	.....	.....
27	..... acres..	.....	.....	.....	.....	.....	.....	.....
28	..... pounds..	.....	.....	.....	.....	.....	.....	.....
29	Horses and mules..... multiple units reporting..	1,222	1,138	25	.....	34	.....	25
30	..... number..	6,259	5,847	104	.....	240	.....	68
Landlord-tenant operations containing multiple units:								
31	All subunits including home farm..... number..	9,515	8,559	148	.....	546	.....	262
32	Land in all subunits including home farm..... acres..	857,476	697,592	41,286	.....	83,638	.....	34,960
33	Owned by operator of multiple unit..... acres..	567,815	458,179	33,858	.....	50,922	.....	24,856
34	Rented by operator of multiple unit..... acres..	289,661	239,413	7,428	.....	32,716	.....	10,104
35	Subunits not included in multiple units..... operators reporting..	525	445	22	.....	28	.....	30
36	..... number..	2,144	1,730	42	.....	235	.....	137
37	Share tenants..... number..	1,218	973	28	.....	145	.....	72
38	Other tenants, not croppers nor share tenants..... number..	926	757	14	.....	90	.....	65
39	Land in subunits not included in multiple units..... acres..	185,584	147,760	3,848	.....	19,825	.....	14,151

Item (For definitions and explanations, see text)		Area 7b						
		Total	Type of farm					
			Cotton	Rice	Peanut	Cotton and rice	Cotton and peanut	Miscellaneous
1	Multiple-unit operations..... number..	477	316	79	.....	62	.....	20
2	Subunits in multiple-unit operations..... total number..	1,665	1,205	198	.....	212	.....	48
3	Home farms..... number..	441	282	78	.....	62	.....	19
4	Cropper farms..... number..	1,222	923	120	.....	150	.....	29
5	Land in multiple-unit operations..... total acres..	269,825	112,031	81,486	.....	62,895	.....	13,413
6	Home farms..... acres..	223,691	94,410	61,000	.....	55,924	.....	12,357
7	Cropper farms..... acres..	46,134	17,621	20,486	.....	6,971	.....	1,056
8	Cropland harvested..... total acres..	135,406	66,188	41,012	.....	25,914	.....	2,292
9	Corn harvested for grain..... multiple units reporting..	301	226	34	.....	31	.....	10
10	..... subunits reporting..	499	364	47	.....	56	.....	12
11	..... acres..	6,438	5,054	564	.....	599	.....	221
12	..... bushels..	162,845	130,185	13,810	.....	15,380	.....	3,470
13	Cotton harvested..... multiple units reporting..	162,419	116	32	.....	62	.....	9
14	..... subunits reporting..	1,382	1,126	42	.....	198	.....	16
15	..... acres..	55,973	48,981	508	.....	6,346	.....	138
16	..... bales..	34,393	30,592	268	.....	3,470	.....	63
17	Tobacco harvested..... multiple units reporting..	(*)	(*)	(*)	(*)	(*)	(*)	(*)
18	..... subunits reporting..							
19	..... acres..							
20	..... pounds..							
21	Rice harvested..... multiple units reporting..	142	.....	79	.....	62	.....	1
22	..... subunits reporting..	207	.....	129	.....	77	.....	1
23	..... acres..	30,873	.....	20,987	.....	9,856	.....	30
24	..... bushels..	1,475,808	.....	982,162	.....	492,446	.....	1,200
25	Peanuts harvested for picking or thrashing..... multiple units reporting..	1	.....	.....	.....	.....	.....	.....
26	..... subunits reporting..	1	.....	.....	.....	.....	.....	.....
27	..... acres..	1	.....	.....	.....	.....	.....	.....
28	..... pounds..	300	.....	.....	.....	300	.....	.....
29	Horses and mules..... multiple units reporting..	335	212	58	.....	54	.....	11
30	..... number..	1,561	936	245	.....	339	.....	41
Landlord-tenant operations containing multiple units:								
31	All subunits including home farm..... number..	2,186	1,510	271	.....	337	.....	68
32	Land in all subunits including home farm..... acres..	314,541	129,329	90,760	.....	78,193	.....	16,259
33	Owned by operator of multiple unit..... acres..	226,465	77,566	67,815	.....	68,641	.....	12,443
34	Rented by operator of multiple unit..... acres..	88,076	51,763	22,945	.....	9,552	.....	3,816
35	Subunits not included in multiple units..... operators reporting..	158	85	38	.....	26	.....	9
36	..... number..	523	305	73	.....	125	.....	20
37	Share tenants..... number..	345	195	52	.....	82	.....	16
38	Other tenants, not croppers nor share tenants..... number..	178	110	21	.....	43	.....	4
39	Land in subunits not included in multiple units..... acres..	44,716	17,298	9,274	.....	15,298	.....	2,846

\*Not available.

Economic Area Table 3.—MULTIPLE-UNIT OPERATIONS, BY TYPE OF FARM: CENSUS OF 1950—Continued

[Data for units, land in units, and number of horses and mules relate to April 1, 1950; those for cropland harvested and crops harvested relate to 1949]

Item (For definitions and explanations, see text)		Area 8a						
		Total	Type of farm					
			Cotton	Rice	Peanut	Cotton and rice	Cotton and peanut	Miscellaneous
1	Multiple-unit operations..... number..	2,765	2,697	6	.....	18	.....	44
2	Subunits in multiple-unit operations..... total number..	15,931	15,730	21	.....	55	.....	125
3	Home farms..... number..	2,505	2,448	6	.....	17	.....	34
4	Cropper farms..... number..	13,426	13,282	15	.....	38	.....	91
5	Land in multiple-unit operations..... total acres..	1,057,327	1,007,671	11,354	.....	18,706	.....	19,596
6	Home farms..... acres..	831,229	785,925	10,581	.....	17,296	.....	17,427
7	Cropper farms..... acres..	226,098	221,746	773	.....	1,410	.....	2,169
8	Cropland harvested..... total acres..	707,259	686,573	4,205	.....	6,600	.....	9,881
9	Corn harvested for grain..... multiple units reporting..	1,967	1,935	2	.....	11	.....	19
10	..... subunits reporting..	4,964	4,916	3	.....	13	.....	32
11	..... acres..	82,689	81,536	35	.....	298	.....	820
12	..... bushels..	1,749,647	1,722,447	730	.....	11,075	.....	15,395
13	Cotton harvested..... multiple units reporting..	2,739	2,697	4	.....	18	.....	20
14	..... subunits reporting..	15,239	15,162	7	.....	37	.....	33
15	..... acres..	455,068	452,347	164	.....	2,204	.....	353
16	..... bales..	380,405	378,675	118	.....	1,344	.....	268
17	Tobacco harvested..... multiple units reporting..	.....	.....	.....	.....	.....	.....	.....
18	..... subunits reporting..	.....	.....	.....	.....	.....	.....	.....
19	..... acres..	(*)	(*)	(*)	(*)	(*)	(*)	(*)
20	..... pounds..	.....	.....	.....	.....	.....	.....	.....
21	Rice harvested..... multiple units reporting..	24	.....	6	.....	18	.....	.....
22	..... subunits reporting..	33	.....	9	.....	24	.....	.....
23	..... acres..	7,158	.....	3,389	.....	3,769	.....	.....
24	..... bushels..	341,045	.....	158,550	.....	182,495	.....	.....
25	Peanuts harvested for picking or thrashing..... multiple units reporting..	.....	.....	.....	.....	.....	.....	.....
26	..... subunits reporting..	.....	.....	.....	.....	.....	.....	.....
27	..... acres..	.....	.....	.....	.....	.....	.....	.....
28	..... pounds..	.....	.....	.....	.....	.....	.....	.....
29	Horses and mules..... multiple units reporting..	1,911	1,875	5	.....	11	.....	20
30	..... number..	14,254	14,034	32	.....	66	.....	122
Landlord-tenant operations containing multiple units:								
31	All subunits including home farm..... number..	20,031	19,555	25	.....	90	.....	361
32	Land in all subunits including home farm..... acres..	1,275,156	1,210,010	11,573	.....	20,137	.....	33,436
33	Owned by operator of multiple unit..... acres..	774,406	729,103	7,079	.....	15,397	.....	22,827
34	Rented by operator of multiple unit..... acres..	500,750	480,907	4,494	.....	4,740	.....	10,609
35	Subunits not included in multiple units..... operators reporting..	929	891	4	.....	11	.....	23
36	..... number..	4,100	3,825	4	.....	35	.....	236
37	Share tenants..... number..	2,160	2,050	4	.....	17	.....	89
38	Other tenants, not croppers nor share tenants..... number..	1,940	1,775	.....	.....	18	.....	147
39	Land in subunits not included in multiple units..... acres..	217,829	202,339	219	.....	1,431	.....	13,840

Item (For definitions and explanations, see text)		Area 8b						
		Total	Type of farm					
			Cotton	Rice	Peanut	Cotton and rice	Cotton and peanut	Miscellaneous
1	Multiple-unit operations..... number..	1,177	1,142	2	.....	14	.....	19
2	Subunits in multiple-unit operations..... total number..	5,913	5,695	13	.....	152	.....	53
3	Home farms..... number..	1,072	1,038	2	.....	14	.....	18
4	Cropper farms..... number..	4,841	4,657	11	.....	138	.....	35
5	Land in multiple-unit operations..... total acres..	491,827	445,016	10,588	.....	26,374	.....	9,849
6	Home farms..... acres..	413,198	372,108	10,473	.....	21,595	.....	9,022
7	Cropper farms..... acres..	78,629	72,908	115	.....	4,779	.....	827
8	Cropland harvested..... total acres..	248,772	225,516	2,264	.....	16,515	.....	4,477
9	Corn harvested for grain..... multiple units reporting..	906	883	1	.....	13	.....	9
10	..... subunits reporting..	2,214	2,130	1	.....	58	.....	25
11	..... acres..	29,465	27,654	120	.....	734	.....	957
12	..... bushels..	601,143	562,893	800	.....	18,820	.....	18,630
13	Cotton harvested..... multiple units reporting..	1,163	1,142	.....	.....	14	.....	7
14	..... subunits reporting..	5,509	5,356	.....	.....	122	.....	31
15	..... acres..	158,864	152,393	.....	.....	6,271	.....	200
16	..... bales..	92,212	87,458	.....	.....	4,297	.....	457
17	Tobacco harvested..... multiple units reporting..	.....	.....	.....	.....	.....	.....	.....
18	..... subunits reporting..	.....	.....	.....	.....	.....	.....	.....
19	..... acres..	(*)	(*)	(*)	(*)	(*)	(*)	(*)
20	..... pounds..	.....	.....	.....	.....	.....	.....	.....
21	Rice harvested..... multiple units reporting..	18	2	2	.....	14	.....	.....
22	..... subunits reporting..	29	2	4	.....	23	.....	.....
23	..... acres..	4,809	38	699	.....	4,072	.....	.....
24	..... bushels..	231,587	1,900	46,400	.....	183,287	.....	.....
25	Peanuts harvested for picking or thrashing..... multiple units reporting..	.....	.....	.....	.....	.....	.....	.....
26	..... subunits reporting..	.....	.....	.....	.....	.....	.....	.....
27	..... acres..	.....	.....	.....	.....	.....	.....	.....
28	..... pounds..	.....	.....	.....	.....	.....	.....	.....
29	Horses and mules..... multiple units reporting..	914	893	1	.....	12	.....	8
30	..... number..	5,441	5,183	7	.....	166	.....	85
Landlord-tenant operations containing multiple units:								
31	All subunits including home farm..... number..	8,233	7,844	25	.....	222	.....	142
32	Land in all subunits including home farm..... acres..	584,342	526,911	11,947	.....	31,952	.....	13,532
33	Owned by operator of multiple unit..... acres..	428,675	379,279	11,877	.....	25,509	.....	12,010
34	Rented by operator of multiple unit..... acres..	155,667	147,632	70	.....	6,443	.....	1,522
35	Subunits not included in multiple units..... operators reporting..	485	466	1	.....	8	.....	10
36	..... number..	2,320	2,149	12	.....	70	.....	89
37	Share tenants..... number..	1,367	1,245	12	.....	46	.....	64
38	Other tenants, not croppers nor share tenants..... number..	953	904	.....	.....	24	.....	25
39	Land in subunits not included in multiple units..... acres..	92,515	81,895	1,359	.....	5,578	.....	3,683

\*Not available.

MULTIPLE-UNIT OPERATIONS

Economic Area Table 4.—MULTIPLE-UNIT OPERATIONS, BY ACRES OF CROPLAND HARVESTED: CENSUS OF 1950  
 [Data for units, land in units, and number of horses and mules relate to April 1, 1950; those for cropland harvested and crops harvested relate to 1949]

Item (For definitions and explanations, see text)	Total, selected areas								
	Total	Acres of cropland harvested							
		None	Under 20 acres	20 to 29 acres	30 to 49 acres	50 to 99 acres	100 to 199 acres	200 to 499 acres	500 acres and over
1 Multiple-unit operations.....number..	7,622	33	258	346	938	1,918	1,861	1,479	789
2 Subunits in multiple-unit operations.....total number..	35,898	75	528	750	2,129	4,992	6,149	8,679	12,596
3 Home farms.....number..	6,989	29	204	270	683	1,716	1,754	1,444	777
4 Cropper farms.....number..	28,909	46	324	480	1,334	3,276	4,395	7,235	11,819
5 Land in multiple-unit operations.....total acres..	3,192,384	10,507	31,890	31,947	107,400	321,652	490,673	851,589	1,346,726
6 Home farms.....acres..	2,592,009	9,230	27,264	24,815	82,622	248,036	390,745	695,198	1,115,099
7 Cropper farms.....acres..	600,375	1,277	4,626	7,132	24,778	73,616	99,928	157,391	231,627
8 Cropland harvested.....total acres..	1,681,394		3,379	8,495	36,730	138,978	258,964	453,942	780,906
9 Corn harvested for grain.....multiple units reporting..	5,633		111	207	670	1,476	1,453	1,109	607
10 subunits reporting..	12,860		130	265	938	2,414	2,627	3,087	3,399
11 acres..	200,333		629	1,470	7,094	24,753	37,361	52,714	76,312
12 bushels..	4,119,057		11,915	26,195	136,009	467,359	746,317	1,099,164	1,632,098
13 Cotton harvested.....multiple units reporting..	7,336		206	320	905	1,869	1,436	765	436
14 subunits reporting..	32,959		294	376	1,814	4,420	5,690	8,122	12,043
15 acres..	996,288		2,187	5,846	23,750	88,475	166,021	271,417	438,592
16 bales..	717,667		1,392	3,691	15,185	58,056	111,549	200,249	327,545
17 Tobacco harvested.....multiple units reporting..	(*)	(*)	(*)	(*)	(*)	(*)	(*)	(*)	(*)
18 subunits reporting..	(*)	(*)	(*)	(*)	(*)	(*)	(*)	(*)	(*)
19 acres..	(*)	(*)	(*)	(*)	(*)	(*)	(*)	(*)	(*)
20 pounds..	(*)	(*)	(*)	(*)	(*)	(*)	(*)	(*)	(*)
21 Rice harvested.....multiple units reporting..	289		1	1	7	22	56	104	98
22 subunits reporting..	409		1	1	7	30	71	137	162
23 acres..	65,185		15	3	154	960	5,140	20,532	38,381
24 bushels..	3,121,668		750	130	8,550	40,699	237,418	1,001,795	1,832,326
25 Peanuts harvested for picking or threshing.....multiple units reporting..	32		5	4	6	11	4	2	.....
26 subunits reporting..	32		5	4	6	11	4	2	.....
27 acres..	43		9	5	6	11	10	2	.....
28 pounds..	17,330		4,160	1,800	1,980	6,100	2,610	680	.....
29 Horses and mules.....multiple units reporting..	5,643		17	239	685	1,408	1,329	1,246	663
30 number..	34,473		55	431	739	2,228	5,541	7,861	12,415
31 Landlord-tenant operations containing multiple units:									
32 All subunits including home farm.....number..	46,954	109	761	974	2,701	6,395	7,979	11,214	16,821
33 Land in all subunits including home farm.....acres..	3,816,347	11,498	43,430	42,234	147,821	405,817	593,101	986,977	1,585,469
34 Owned by operator of multiple unit.....acres..	2,594,369	10,418	35,638	36,046	121,778	296,077	381,301	621,417	1,091,588
35 Rented by operator of multiple unit.....acres..	1,221,978	1,080	7,792	6,188	26,043	109,740	211,800	365,454	493,881
36 Subunits not included in multiple units.....operators reporting..	2,665	11	96	113	219	504	583	642	497
37 number..	11,056	34	233	224	572	1,403	1,830	2,535	4,225
38 Share tenants.....number..	6,412	23	126	133	329	727	1,009	1,542	2,523
39 Other tenants, not croppers nor share tenants.....number..	4,644	11	107	91	243	676	821	993	1,702
Land in subunits not included in multiple units.....acres..	623,963	991	11,540	10,287	40,421	84,165	102,428	135,388	238,743

Item (For definitions and explanations, see text)	Areas 3 and A								
	Total	Acres of cropland harvested							
		None	Under 20 acres	20 to 29 acres	30 to 49 acres	50 to 99 acres	100 to 199 acres	200 to 499 acres	500 acres and over
1 Multiple-unit operations.....number..	429	3	22	27	48	100	109	90	30
2 Subunits in multiple-unit operations.....total number..	1,601	10	46	60	110	233	286	353	503
3 Home farms.....number..	398	3	20	22	43	91	103	88	28
4 Cropper farms.....number..	1,203	7	26	38	67	142	183	265	475
5 Land in multiple-unit operations.....total acres..	194,880	1,607	4,865	4,787	6,907	27,426	41,987	54,926	52,375
6 Home farms.....acres..	159,950	1,126	4,249	3,902	5,311	23,119	35,652	46,206	40,385
7 Cropper farms.....acres..	34,930	481	616	885	1,596	4,307	6,335	8,720	11,990
8 Cropland harvested.....total acres..	83,612		303	665	1,847	7,261	15,378	26,617	31,541
9 Corn harvested for grain.....multiple units reporting..	329		7	14	34	78	101	71	24
10 subunits reporting..	593		9	18	48	116	170	147	85
11 acres..	11,725		41	128	393	1,257	3,372	3,886	2,648
12 bushels..	254,040		985	1,937	8,799	24,472	68,207	81,494	68,146
13 Cotton harvested.....multiple units reporting..	398		19	24	42	92	102	89	30
14 subunits reporting..	1,337		25	35	77	174	237	311	478
15 acres..	40,118		134	374	828	3,526	7,145	12,647	15,464
16 bales..	18,501		55	109	285	1,303	3,479	6,334	6,936
17 Tobacco harvested.....multiple units reporting..	(*)	(*)	(*)	(*)	(*)	(*)	(*)	(*)	(*)
18 subunits reporting..	(*)	(*)	(*)	(*)	(*)	(*)	(*)	(*)	(*)
19 acres..	(*)	(*)	(*)	(*)	(*)	(*)	(*)	(*)	(*)
20 pounds..	(*)	(*)	(*)	(*)	(*)	(*)	(*)	(*)	(*)
21 Rice harvested.....multiple units reporting..	1								1
22 subunits reporting..	1								1
23 acres..	150								150
24 bushels..	6,624								6,624
25 Peanuts harvested for picking or threshing.....multiple units reporting..	2					2			.....
26 subunits reporting..	2					2			.....
27 acres..	2					2			.....
28 pounds..	2,700					2,700			.....
29 Horses and mules.....multiple units reporting..	338		18	19	38	81	88	66	27
30 number..	1,507		10	56	61	109	279	368	315
31 Landlord-tenant operations containing multiple units:									
32 All subunits including home farm.....number..	2,053	12	57	79	139	311	383	488	584
33 Land in all subunits including home farm.....acres..	225,409	1,667	5,795	5,878	7,831	31,754	47,241	65,511	59,732
34 Owned by operator of multiple unit.....acres..	169,851	1,667	5,605	5,549	7,644	28,062	37,306	42,891	41,127
35 Rented by operator of multiple unit.....acres..	55,558		190	329	187	3,692	9,935	22,620	18,605
36 Subunits not included in multiple units.....operators reporting..	164	1	6	8	13	37	35	45	19
37 number..	452	2	11	19	29	78	97	135	81
38 Share tenants.....number..	312		7	11	15	53	66	114	46
39 Other tenants, not croppers nor share tenants.....number..	140		4	8	14	25	31	21	35
Land in subunits not included in multiple units.....acres..	30,529	60	930	1,091	924	4,328	5,254	10,585	7,357

\*Not available.



Economic Area Table 4.—MULTIPLE-UNIT OPERATIONS, BY ACRES OF CROPLAND HARVESTED: CENSUS OF 1950—Continued

[Data for units, land in units, and number of horses and mules relate to April 1, 1950; those for cropland harvested and crops harvested relate to 1949]

Item (For definitions and explanations, see text)	Area 5									
	Total	Acres of cropland harvested								
		None	Under 20 acres	20 to 29 acres	30 to 49 acres	50 to 99 acres	100 to 199 acres	200 to 499 acres	500 acres and over	
1 Multiple-unit operations.....number..	626	7	33	41	84	189	134	107	31	
2 Subunits in multiple-unit operations.....total number..	1,979	14	67	82	180	447	416	477	296	
3 Home farms.....number..	591	6	31	39	74	177	127	106	31	
4 Cropper farms.....number..	1,388	8	36	43	106	270	289	371	265	
5 Land in multiple-unit operations.....total acres..	292,082	476	8,717	5,923	17,496	53,590	49,666	92,460	63,754	
6 Home farms.....acres..	255,740	313	8,169	5,144	14,844	45,167	41,502	81,539	59,062	
7 Cropper farms.....acres..	36,342	163	548	779	2,652	8,423	8,164	10,921	4,692	
8 Cropland harvested.....total acres..	93,405	.....	427	973	3,364	13,706	18,712	31,383	24,840	
9 Corn harvested for grain.....multiple units reporting..	518	.....	25	32	71	168	113	88	21	
10 Subunits reporting.....	1,030	.....	28	39	103	293	247	250	70	
11 acres.....	14,197	.....	172	278	1,066	3,303	3,062	4,599	1,717	
12 bushels.....	268,908	.....	3,182	4,284	19,326	58,392	54,988	92,341	36,395	
13 Cotton harvested.....multiple units reporting..	579	.....	22	34	78	178	133	103	31	
14 Subunits reporting.....	1,633	.....	25	45	120	350	364	448	281	
15 acres.....	49,947	.....	167	453	1,537	6,611	10,522	15,732	14,925	
16 bales.....	21,879	.....	68	191	643	2,843	4,561	6,958	6,615	
17 Tobacco harvested.....multiple units reporting..	.....	.....	.....	.....	.....	.....	.....	.....	.....	
18 Subunits reporting.....	.....	.....	.....	.....	.....	.....	.....	.....	.....	
19 acres.....	(*)	(*)	(*)	(*)	(*)	(*)	(*)	(*)	(*)	
20 pounds.....	.....	.....	.....	.....	.....	.....	.....	.....	.....	
21 Rice harvested.....multiple units reporting..	.....	.....	.....	.....	.....	.....	.....	.....	.....	
22 Subunits reporting.....	.....	.....	.....	.....	.....	.....	.....	.....	.....	
23 acres.....	.....	.....	.....	.....	.....	.....	.....	.....	.....	
24 bushels.....	.....	.....	.....	.....	.....	.....	.....	.....	.....	
25 Peanuts harvested for picking or threshing.....multiple units reporting..	9	.....	2	1	1	1	2	2	.....	
26 Subunits reporting.....	9	.....	2	1	1	1	2	2	.....	
27 acres.....	13	.....	4	1	1	1	4	2	.....	
28 pounds.....	5,170	.....	1,860	350	180	100	2,000	680	.....	
29 Horses and mules.....multiple units reporting..	518	.....	26	32	71	157	113	87	28	
30 number.....	3,128	.....	91	100	244	698	568	847	568	
Landlord-tenant operations containing multiple units:										
31 All subunits including home farm.....number..	2,517	.....	17	85	106	207	561	498	610	433
32 Land in all subunits including home farm.....acres..	310,586	.....	519	9,074	7,067	18,165	58,659	53,097	97,270	66,735
33 Owned by operator of multiple unit.....acres..	238,191	.....	465	5,378	6,500	17,780	45,660	41,520	70,932	49,956
34 Rented by operator of multiple unit.....acres..	72,395	.....	54	3,696	567	385	12,999	11,577	26,338	16,779
35 Subunits not included in multiple units.....operators reporting..	208	.....	3	12	16	19	58	40	43	17
36 number.....	538	.....	3	18	24	27	114	82	133	137
37 Share tenants.....number..	309	.....	3	7	15	18	69	52	84	61
38 Other tenants, not croppers nor share tenants.....number..	229	.....	11	9	9	45	30	49	76	76
39 Land in subunits not included in multiple units.....acres..	18,504	.....	43	357	1,144	669	5,069	3,431	4,810	2,981

Item (For definitions and explanations, see text)	Area 6									
	Total	Acres of cropland harvested								
		None	Under 20 acres	20 to 29 acres	30 to 49 acres	50 to 99 acres	100 to 199 acres	200 to 499 acres	500 acres and over	
1 Multiple-unit operations.....number..	453	9	42	39	97	101	95	57	13	
2 Subunits in multiple-unit operations.....total number..	1,440	19	85	80	209	227	308	377	135	
3 Home farms.....number..	427	8	40	36	93	93	89	55	13	
4 Cropper farms.....number..	1,013	11	45	44	116	134	219	322	122	
5 Land in multiple-unit operations.....total acres..	214,551	5,203	6,496	5,025	18,754	27,550	46,702	57,583	47,238	
6 Home farms.....acres..	189,436	4,972	5,825	4,183	15,904	22,692	40,853	50,504	44,503	
7 Cropper farms.....acres..	25,115	231	671	842	2,850	4,858	5,849	7,079	2,735	
8 Cropland harvested.....total acres..	59,867	.....	469	963	3,653	7,264	12,951	17,921	16,646	
9 Corn harvested for grain.....multiple units reporting..	373	.....	27	34	83	91	78	49	11	
10 Subunits reporting.....	755	.....	31	46	123	150	170	182	53	
11 acres.....	9,783	.....	125	253	1,049	1,708	2,235	3,120	1,293	
12 bushels.....	175,782	.....	2,351	4,795	19,628	34,590	41,349	51,733	21,336	
13 Cotton harvested.....multiple units reporting..	409	.....	20	37	92	97	95	56	12	
14 Subunits reporting.....	1,123	.....	23	51	151	183	265	331	119	
15 acres.....	25,746	.....	166	470	1,714	3,444	6,558	9,540	3,854	
16 bales.....	11,859	.....	81	224	759	1,614	2,824	4,343	2,014	
17 Tobacco harvested.....multiple units reporting..	.....	.....	.....	.....	.....	.....	.....	.....	.....	
18 Subunits reporting.....	.....	.....	.....	.....	.....	.....	.....	.....	.....	
19 acres.....	(*)	(*)	(*)	(*)	(*)	(*)	(*)	(*)	(*)	
20 pounds.....	.....	.....	.....	.....	.....	.....	.....	.....	.....	
21 Rice harvested.....multiple units reporting..	5	.....	.....	1	.....	.....	.....	1	3	
22 Subunits reporting.....	7	.....	.....	1	.....	.....	.....	1	5	
23 acres.....	2,606	.....	.....	3	.....	.....	.....	313	2,290	
24 bushels.....	124,793	.....	.....	130	.....	.....	.....	11,183	113,480	
25 Peanuts harvested for picking or threshing.....multiple units reporting..	20	.....	3	3	4	8	2	.....	.....	
26 Subunits reporting.....	20	.....	3	3	4	8	2	.....	.....	
27 acres.....	27	.....	5	4	4	8	6	.....	.....	
28 pounds.....	9,160	.....	2,300	1,450	1,500	3,300	610	.....	.....	
29 Horses and mules.....multiple units reporting..	405	.....	8	36	87	94	83	55	11	
30 number.....	2,323	.....	23	78	114	317	385	498	211	
Landlord-tenant operations containing multiple units:										
31 All subunits including home farm.....number..	2,419	.....	20	129	108	292	323	518	663	366
32 Land in all subunits including home farm.....acres..	248,837	.....	5,208	7,490	5,755	22,121	30,816	54,293	65,411	57,743
33 Owned by operator of multiple unit.....acres..	188,966	.....	5,128	7,112	4,980	29,659	27,906	47,720	51,590	23,871
34 Rented by operator of multiple unit.....acres..	59,871	.....	80	378	775	1,462	2,910	6,573	13,821	33,872
35 Subunits not included in multiple units.....operators reporting..	196	.....	1	14	15	33	34	44	44	11
36 number.....	979	.....	1	44	28	83	96	210	286	231
37 Share tenants.....number..	701	.....	30	14	60	66	153	203	175	175
38 Other tenants, not croppers nor share tenants.....number..	278	.....	1	14	14	23	30	57	83	56
39 Land in subunits not included in multiple units.....acres..	34,286	.....	5	994	730	3,367	3,266	7,591	7,828	10,505

\* Not available.

MULTIPLE-UNIT OPERATIONS

Economic Area Table 4.—MULTIPLE-UNIT OPERATIONS, BY ACRES OF CROPLAND HARVESTED: CENSUS OF 1950—Continued

[Data for units, land in units, and number of horses and mules relate to April 1, 1950; those for cropland harvested and crops harvested relate to 1949]

Item (For definitions and explanations, see text)	Area 7a								
	Total	Acres of cropland harvested							
		None	Under 20 acres	20 to 29 acres	30 to 49 acres	50 to 99 acres	100 to 199 acres	200 to 499 acres	500 acres and over
1 Multiple-unit operations.....number..	1,695	6	38	36	147	480	508	335	145
2 Subunits in multiple-unit operations.....total number..	7,371	12	77	75	326	1,165	1,445	1,879	2,392
3 Home farms.....number..	1,555	4	35	31	118	427	477	324	139
4 Cropper farms.....number..	5,816	8	42	44	208	738	968	1,555	2,253
5 Land in multiple-unit operations.....total acres..	671,892	884	4,627	3,158	17,610	75,360	128,206	178,168	263,879
6 Home farms.....acres..	518,765	708	3,698	2,347	12,973	54,955	98,122	135,908	210,054
7 Cropper farms.....acres..	153,127	176	929	811	4,637	20,405	30,084	42,260	53,825
8 Cropland harvested.....total acres..	353,073	.....	464	907	5,829	35,506	69,936	99,991	140,440
9 Corn harvested for grain.....multiple units reporting..	1,239	.....	14	28	87	356	395	245	114
10 Subunits reporting..	2,805	.....	19	37	112	557	650	693	737
11 acres..	46,036	.....	104	197	866	6,810	11,823	11,900	14,736
12 bushels..	906,692	.....	1,887	3,816	16,810	128,413	242,866	247,649	265,251
13 Cotton harvested.....multiple units reporting..	1,629	.....	33	36	140	467	489	323	141
14 Subunits reporting..	6,736	.....	41	56	274	1,034	1,300	1,752	2,279
15 acres..	210,372	.....	331	601	3,891	22,830	42,888	60,587	79,444
16 bales..	158,418	.....	241	490	2,946	17,311	32,276	46,012	59,142
17 Tobacco harvested.....multiple units reporting..	(*)	(*)	(*)	(*)	(*)	(*)	(*)	(*)	(*)
18 Subunits reporting..	(*)	(*)	(*)	(*)	(*)	(*)	(*)	(*)	(*)
19 acres..	(*)	(*)	(*)	(*)	(*)	(*)	(*)	(*)	(*)
20 pounds..	(*)	(*)	(*)	(*)	(*)	(*)	(*)	(*)	(*)
21 Rice harvested.....multiple units reporting..	99	.....	.....	.....	2	5	32	32	28
22 Subunits reporting..	132	.....	.....	.....	2	5	42	38	45
23 acres..	19,589	.....	.....	.....	60	262	3,172	6,533	9,562
24 bushels..	941,811	.....	.....	.....	3,750	8,752	143,529	339,546	446,234
25 Peanuts harvested for picking or threshing.....multiple units reporting..	.....	.....	.....	.....	.....	.....	.....	.....	.....
26 Subunits reporting..	.....	.....	.....	.....	.....	.....	.....	.....	.....
27 acres..	.....	.....	.....	.....	.....	.....	.....	.....	.....
28 pounds..	.....	.....	.....	.....	.....	.....	.....	.....	.....
29 Horses and mules.....multiple units reporting..	1,222	2	26	25	94	346	344	263	122
30 number..	6,259	4	64	78	281	1,074	1,146	1,475	2,137
Landlord-tenant operations containing multiple units:									
31 All subunits including home farm.....number..	9,515	15	123	105	467	1,539	1,863	2,381	3,022
32 Land in all subunits including home farm.....acres..	857,476	917	8,390	5,043	31,927	108,274	164,240	214,677	324,008
33 Owned by operator of multiple unit.....acres..	567,815	917	7,981	3,867	24,120	77,480	99,900	132,639	220,911
34 Rented by operator of multiple unit.....acres..	289,661	.....	409	1,176	7,807	30,794	64,340	82,038	103,097
35 Subunits not included in multiple units.....operators reporting..	525	2	16	13	36	124	133	115	86
36 number..	2,144	3	46	30	141	374	418	502	630
37 Share tenants.....number..	1,218	.....	29	20	81	175	235	301	377
38 Other tenants, not croppers nor share tenants.....number..	926	3	17	10	60	199	183	201	253
39 Land in subunits not included in multiple units.....acres..	185,584	33	3,763	1,885	14,317	32,914	36,034	36,509	60,129

Item (For definitions and explanations, see text)	Area 7b								
	Total	Acres of cropland harvested							
		None	Under 20 acres	20 to 29 acres	30 to 49 acres	50 to 99 acres	100 to 199 acres	200 to 499 acres	500 acres and over
1 Multiple-unit operations.....number..	477	2	8	16	39	85	112	141	74
2 Subunits in multiple-unit operations.....total number..	1,663	4	16	36	95	209	297	516	490
3 Home farms.....number..	441	2	5	12	30	71	109	139	73
4 Cropper farms.....number..	1,222	2	11	24	65	138	188	377	417
5 Land in multiple-unit operations.....total acres..	269,825	165	620	1,835	6,803	16,476	25,544	87,236	131,146
6 Home farms.....acres..	223,691	88	531	1,485	4,956	12,892	21,392	75,132	107,215
7 Cropper farms.....acres..	46,134	77	89	350	1,847	3,584	4,152	12,104	23,931
8 Cropland harvested.....total acres..	135,406	.....	84	386	1,598	6,269	15,921	46,248	64,900
9 Corn harvested for grain.....multiple units reporting..	301	.....	1	8	19	60	86	83	44
10 Subunits reporting..	499	.....	1	9	25	90	127	134	113
11 acres..	6,438	.....	7	50	179	748	1,259	1,871	2,324
12 bushels..	162,845	.....	200	985	3,540	16,890	33,440	44,995	62,795
13 Cotton harvested.....multiple units reporting..	419	.....	7	16	35	78	108	118	57
14 Subunits reporting..	1,382	.....	10	29	69	172	273	449	380
15 acres..	55,973	.....	60	275	1,073	4,209	11,022	20,786	18,548
16 bales..	34,393	.....	39	151	633	2,518	6,850	12,668	11,534
17 Tobacco harvested.....multiple units reporting..	(*)	(*)	(*)	(*)	(*)	(*)	(*)	(*)	(*)
18 Subunits reporting..	(*)	(*)	(*)	(*)	(*)	(*)	(*)	(*)	(*)
19 acres..	(*)	(*)	(*)	(*)	(*)	(*)	(*)	(*)	(*)
20 pounds..	(*)	(*)	(*)	(*)	(*)	(*)	(*)	(*)	(*)
21 Rice harvested.....multiple units reporting..	142	.....	1	.....	4	14	20	59	44
22 Subunits reporting..	207	.....	1	.....	4	17	23	78	84
23 acres..	30,873	.....	15	.....	74	528	1,637	11,185	17,434
24 bushels..	1,475,808	.....	750	.....	3,600	24,787	78,779	532,956	834,936
25 Peanuts harvested for picking or threshing.....multiple units reporting..	1	.....	.....	.....	1	.....	.....	.....	.....
26 Subunits reporting..	1	.....	.....	.....	1	.....	.....	.....	.....
27 acres..	1	.....	.....	.....	1	.....	.....	.....	.....
28 pounds..	300	.....	.....	.....	300	.....	.....	.....	.....
29 Horses and mules.....multiple units reporting..	335	.....	5	11	23	51	79	108	58
30 number..	1,561	.....	14	53	91	176	244	444	539
Landlord-tenant operations containing multiple units:									
31 All subunits including home farm.....number..	2,186	4	22	42	148	236	327	642	765
32 Land in all subunits including home farm.....acres..	314,541	165	1,014	2,156	13,045	18,096	27,231	95,306	157,528
33 Owned by operator of multiple unit.....acres..	226,465	125	991	2,136	11,530	13,593	15,297	53,115	131,698
34 Rented by operator of multiple unit.....acres..	88,076	40	23	20	1,495	4,503	13,974	42,191	25,830
35 Subunits not included in multiple units.....operators reporting..	158	.....	3	3	17	17	18	58	42
36 number..	523	.....	6	6	53	27	30	126	275
37 Share tenants.....number..	345	.....	2	2	22	18	23	81	197
38 Other tenants, not croppers nor share tenants.....number..	178	.....	4	4	31	9	7	45	78
39 Land in subunits not included in multiple units.....acres..	44,716	.....	394	321	6,242	1,620	1,687	8,070	26,382

\* Not available.

Economic Area Table 4.—MULTIPLE-UNIT OPERATIONS, BY ACRES OF CROPLAND HARVESTED: CENSUS OF 1950—Continued

[Data for units, land in units, and number of horses and mules relate to April 1, 1950; those for cropland harvested and crops harvested relate to 1949]

Item (For definitions and explanations, see text)		Area 8a								
		Total	Acres of cropland harvested							
			None	Under 20 acres	20 to 29 acres	30 to 49 acres	50 to 99 acres	100 to 199 acres	200 to 499 acres	500 acres and over
1	Multiple-unit operations.....number..	2,765	3	66	129	338	672	630	548	379
2	Subunits in multiple-unit operations.....total number..	15,931	10	133	286	792	1,884	2,326	3,785	6,715
3	Home farms.....number..	2,505	3	41	87	277	589	594	538	376
4	Cropper farms.....number..	13,426	7	92	199	515	1,295	1,732	3,247	6,339
5	Land in multiple-unit operations.....total acres..	1,057,327	1,495	2,658	7,787	23,558	81,551	119,479	252,910	568,089
6	Home farms.....acres..	831,229	1,387	1,767	5,399	15,559	58,713	89,016	195,325	464,063
7	Cropper farms.....acres..	226,098	108	891	2,388	7,799	22,838	30,463	57,585	104,026
8	Cropland harvested.....total acres..	707,259	.....	984	3,134	13,176	48,360	86,996	170,457	384,152
9	Corn harvested for grain.....multiple units reporting..	1,967	.....	24	57	229	490	454	415	298
10	Subunits reporting.....	4,964	.....	27	74	327	822	836	1,185	1,693
11	acres.....	82,689	.....	115	357	2,127	7,391	10,581	19,723	42,395
12	bushels..	1,749,647	.....	2,250	6,447	42,152	140,534	209,793	407,683	940,788
13	Cotton harvested.....multiple units reporting..	2,739	.....	61	125	333	668	627	548	377
14	Subunits reporting.....	15,239	.....	102	247	743	1,760	2,235	3,608	6,544
15	acres..	455,068	.....	782	2,487	9,614	33,382	59,635	111,611	237,557
16	bales..	380,405	.....	614	1,873	7,340	25,322	46,721	101,315	197,220
17	Tobacco harvested.....multiple units reporting..	(*)	(*)	(*)	(*)	(*)	(*)	(*)	(*)	(*)
18	Subunits reporting.....	(*)	(*)	(*)	(*)	(*)	(*)	(*)	(*)	(*)
19	acres..	(*)	(*)	(*)	(*)	(*)	(*)	(*)	(*)	(*)
20	pounds..	(*)	(*)	(*)	(*)	(*)	(*)	(*)	(*)	(*)
21	Rice harvested.....multiple units reporting..	24	.....	.....	.....	1	1	3	10	9
22	Subunits reporting.....	33	.....	.....	.....	1	1	4	14	13
23	acres..	7,158	.....	.....	.....	20	60	221	2,023	4,834
24	bushels..	341,045	.....	.....	.....	1,200	2,200	10,310	107,720	219,615
25	Peanuts harvested for picking or threshing.....multiple units reporting..	.....	.....	.....	.....	.....	.....	.....	.....	.....
26	Subunits reporting.....	.....	.....	.....	.....	.....	.....	.....	.....	.....
27	acres..	.....	.....	.....	.....	.....	.....	.....	.....	.....
28	pounds..	.....	.....	.....	.....	.....	.....	.....	.....	.....
29	Horses and mules.....multiple units reporting..	1,911	1	29	75	233	444	413	403	313
30	number..	14,254	2	76	224	764	1,741	1,842	2,922	6,683
Landlord-tenant operations containing multiple units:										
31	All subunits including home farm.....number..	20,031	29	169	360	940	2,355	2,842	4,647	8,689
32	Land in all subunits including home farm.....acres..	1,275,156	2,153	4,792	11,777	32,271	108,319	146,995	304,260	664,589
33	Owned by operator of multiple unit.....acres..	774,406	1,268	3,432	9,854	22,381	71,657	76,368	165,833	423,813
34	Rented by operator of multiple unit.....acres..	500,750	885	1,360	1,923	10,090	36,662	70,627	138,427	240,776
35	Subunits not included in multiple units.....operators reporting..	929	2	23	36	56	163	196	219	234
36	number..	4,100	19	36	74	148	471	516	862	1,974
37	Share tenants.....number..	2,160	17	16	55	71	242	222	442	1,095
38	Other tenants, not croppers nor share tenants.....number..	1,940	2	20	19	77	229	294	420	879
39	Land in subunits not included in multiple units.....acres..	217,829	658	2,134	3,990	8,913	26,768	27,516	51,350	96,500

Item (For definitions and explanations, see text)		Area 8b								
		Total	Acres of cropland harvested							
			None	Under 20 acres	20 to 29 acres	30 to 49 acres	50 to 99 acres	100 to 199 acres	200 to 499 acres	500 acres and over
1	Multiple-unit operations.....number..	1,177	3	49	58	185	291	273	201	117
2	Subunits in multiple-unit operations.....total number..	5,913	6	104	131	417	827	1,071	1,292	2,065
3	Home farms.....number..	1,072	3	32	43	160	268	255	194	117
4	Cropper farms.....number..	4,841	3	72	88	257	559	816	1,098	1,948
5	Land in multiple-unit operations.....total acres..	491,827	677	3,907	3,432	16,472	39,699	79,089	128,306	220,245
6	Home farms.....acres..	413,198	636	3,025	2,355	13,075	30,498	64,208	109,584	189,817
7	Cropper farms.....acres..	78,629	41	882	1,077	3,397	9,201	14,881	18,722	30,428
8	Cropland harvested.....total acres..	248,772	.....	648	1,467	7,263	20,612	39,070	61,325	118,387
9	Corn harvested for grain.....multiple units reporting..	906	.....	13	34	147	233	226	158	95
10	Subunits reporting.....	2,214	.....	15	42	200	386	427	496	648
11	acres.....	29,465	.....	65	207	1,414	3,536	5,029	8,015	11,199
12	bushels..	601,143	.....	1,060	3,931	25,754	64,068	95,674	173,269	237,387
13	Cotton harvested.....multiple units reporting..	1,163	.....	44	57	185	289	272	199	117
14	Subunits reporting.....	5,509	.....	68	113	380	747	1,016	1,223	1,962
15	acres..	158,864	.....	547	1,186	5,093	14,473	28,251	40,514	68,800
16	bales..	92,212	.....	294	653	2,579	7,145	14,838	22,619	44,084
17	Tobacco harvested.....multiple units reporting..	(*)	(*)	(*)	(*)	(*)	(*)	(*)	(*)	(*)
18	Subunits reporting.....	(*)	(*)	(*)	(*)	(*)	(*)	(*)	(*)	(*)
19	acres..	(*)	(*)	(*)	(*)	(*)	(*)	(*)	(*)	(*)
20	pounds..	(*)	(*)	(*)	(*)	(*)	(*)	(*)	(*)	(*)
21	Rice harvested.....multiple units reporting..	18	.....	.....	.....	.....	2	1	2	13
22	Subunits reporting.....	29	.....	.....	.....	.....	2	2	6	14
23	acres..	4,809	.....	.....	.....	.....	110	110	478	4,111
24	bushels..	231,587	.....	.....	.....	.....	4,960	4,800	10,390	211,437
25	Peanuts harvested for picking or threshing.....multiple units reporting..	.....	.....	.....	.....	.....	.....	.....	.....	.....
26	Subunits reporting.....	.....	.....	.....	.....	.....	.....	.....	.....	.....
27	acres..	.....	.....	.....	.....	.....	.....	.....	.....	.....
28	pounds..	.....	.....	.....	.....	.....	.....	.....	.....	.....
29	Horses and mules.....multiple units reporting..	914	1	21	41	139	235	209	164	104
30	number..	5,441	4	52	109	422	850	875	1,167	1,962
Landlord-tenant operations containing multiple units:										
31	All subunits including home farm.....number..	8,233	12	176	174	508	1,070	1,548	1,783	2,962
32	Land in all subunits including home farm.....acres..	584,342	869	6,875	4,558	22,461	49,899	100,004	144,542	255,134
33	Owned by operator of multiple unit.....acres..	428,675	848	5,139	3,160	17,844	31,719	65,230	104,523	200,212
34	Rented by operator of multiple unit.....acres..	155,667	21	1,736	1,398	4,617	18,180	34,774	40,019	54,922
35	Subunits not included in multiple units.....operators reporting..	485	2	22	22	45	71	117	118	88
36	number..	2,320	6	72	43	91	243	477	491	897
37	Share tenants.....number..	1,367	3	35	16	62	104	258	317	572
38	Other tenants, not croppers nor share tenants.....number..	953	3	37	27	29	139	219	174	325
39	Land in subunits not included in multiple units.....acres..	92,515	192	2,968	1,126	5,989	10,200	20,915	16,236	34,889

\*Not available.

MULTIPLE-UNIT OPERATIONS

Economic Area Table 5.—MULTIPLE-UNIT OPERATIONS, BY NUMBER OF SUBUNITS: CENSUS OF 1950

[Data for units, land in units, and number of horses and mules relate to April 1, 1950; those for cropland harvested and crops harvested relate to 1949]

Item (For definitions and explanations, see text)	Total, selected areas						
	Total	Number of subunits					
		2	3	4	5 to 9	10 to 19	20 and over
1 Multiple-unit operations.....number..	7,622	3,737	1,322	661	1,162	489	251
2 Subunits in multiple-unit operations.....total number..	35,898	7,474	3,966	2,644	7,395	6,704	7,715
3 Home farms.....number..	6,989	3,453	1,191	593	1,048	459	245
4 Cropper farms.....number..	28,909	4,021	2,775	2,051	6,347	6,245	7,470
5 Land in multiple-unit operations.....total acres..	3,192,384	810,616	379,247	246,022	620,726	527,160	608,613
6 Home farms.....acres..	2,592,009	694,648	303,355	197,496	492,446	420,577	483,507
7 Cropper farms.....acres..	600,375	115,968	75,892	48,526	128,280	106,603	125,106
8 Cropland harvested.....total acres..	1,681,394	367,019	198,678	131,409	352,796	291,486	340,006
9 Corn harvested for grain.....multiple units reporting..	5,633	2,693	968	493	882	390	207
10 subunits reporting..	12,860	3,744	1,715	1,024	2,388	1,910	2,079
11 acres..	200,333	52,215	24,096	15,180	38,902	30,838	39,102
12 bushels..	4,119,057	1,019,234	485,420	320,465	787,677	665,324	840,937
13 Cotton harvested.....multiple units reporting..	7,336	3,494	1,290	656	1,156	489	251
14 subunits reporting..	32,959	6,192	3,515	2,423	6,925	6,444	7,460
15 acres..	996,288	192,392	113,285	82,392	221,448	184,678	202,093
16 bales..	717,667	121,502	75,532	56,552	167,994	139,616	156,471
17 Tobacco harvested.....multiple units reporting..	(*)	(*)	(*)	(*)	(*)	(*)	(*)
18 subunits reporting..	(*)	(*)	(*)	(*)	(*)	(*)	(*)
19 acres..	(*)	(*)	(*)	(*)	(*)	(*)	(*)
20 pounds..	(*)	(*)	(*)	(*)	(*)	(*)	(*)
21 Rice harvested.....multiple units reporting..	289	167	44	25	29	10	14
22 subunits reporting..	409	199	80	42	55	16	17
23 acres..	65,185	27,862	11,631	7,236	8,661	3,804	5,991
24 bushels..	3,121,668	1,300,232	570,237	349,836	372,088	209,769	319,506
25 Peanuts harvested for picking or threshing.....multiple units reporting..	32	29	1	1	1	1	1
26 subunits reporting..	32	29	1	1	1	1	1
27 acres..	43	39	1	2	1	1	1
28 pounds..	17,330	15,850	200	1,000	280	420	224
29 Horses and mules.....multiple units reporting..	5,643	2,661	953	490	895	420	224
30 number..	34,473	9,008	4,087	2,512	6,171	5,722	6,973
Landlord-tenant operations containing multiple units:							
31 All subunits including home farm.....number..	46,954	10,192	5,081	3,529	9,730	8,555	9,867
32 Land in all subunits including home farm.....acres..	3,816,347	979,165	445,005	290,166	760,127	625,805	716,079
33 Owned by operator of multiple unit.....acres..	2,594,369	687,914	286,357	191,556	481,913	414,942	531,687
34 Rented by operator of multiple unit.....acres..	1,221,978	291,251	158,648	98,610	278,214	210,863	184,392
35 Subunits not included in multiple units.....operators reporting..	2,665	1,047	441	240	485	272	180
36 number..	11,056	2,718	1,115	885	2,335	1,851	2,152
37 Share tenants.....number..	6,412	1,646	704	481	1,251	1,050	1,280
38 Other tenants, not croppers nor share tenants.....number..	4,644	1,072	411	404	1,084	801	872
39 Land in subunits not included in multiple units.....acres..	623,963	168,549	65,758	44,144	139,401	98,645	107,466

Item (For definitions and explanations, see text)	Areas 3 and A						
	Total	Number of subunits					
		2	3	4	5 to 9	10 to 19	20 and over
1 Multiple-unit operations.....number..	429	281	66	22	37	15	8
2 Subunits in multiple-unit operations.....total number..	1,601	562	198	88	218	196	339
3 Home farms.....number..	398	265	64	19	29	14	7
4 Cropper farms.....number..	1,203	297	134	69	189	182	332
5 Land in multiple-unit operations.....total acres..	194,880	88,136	26,668	12,338	27,695	17,358	22,685
6 Home farms.....acres..	159,950	75,967	22,143	9,694	22,565	14,413	15,168
7 Cropper farms.....acres..	34,930	12,169	4,525	2,644	5,130	2,945	7,517
8 Cropland harvested.....total acres..	83,612	31,333	10,404	5,512	13,485	8,674	14,204
9 Corn harvested for grain.....multiple units reporting..	329	214	53	18	28	11	5
10 subunits reporting..	593	298	96	44	68	55	32
11 acres..	11,725	5,654	1,646	841	1,997	599	988
12 bushels..	254,040	115,864	33,582	15,653	50,626	14,707	23,608
13 Cotton harvested.....multiple units reporting..	398	256	62	35	22	15	8
14 subunits reporting..	1,337	420	152	68	185	187	325
15 acres..	40,118	13,698	5,355	2,271	6,928	5,563	6,303
16 bales..	18,501	6,603	2,401	1,072	3,448	1,926	3,051
17 Tobacco harvested.....multiple units reporting..	(*)	(*)	(*)	(*)	(*)	(*)	(*)
18 subunits reporting..	(*)	(*)	(*)	(*)	(*)	(*)	(*)
19 acres..	(*)	(*)	(*)	(*)	(*)	(*)	(*)
20 pounds..	(*)	(*)	(*)	(*)	(*)	(*)	(*)
21 Rice harvested.....multiple units reporting..	1	1	1	1	1	1	1
22 subunits reporting..	1	1	1	1	1	1	1
23 acres..	150	150	150	150	150	150	150
24 bushels..	6,624	6,624	6,624	6,624	6,624	6,624	6,624
25 Peanuts harvested for picking or threshing.....multiple units reporting..	2	2	2	2	2	2	2
26 subunits reporting..	2	2	2	2	2	2	2
27 acres..	2	2	2	2	2	2	2
28 pounds..	2,700	2,700	2,700	2,700	2,700	2,700	2,700
29 Horses and mules.....multiple units reporting..	338	215	58	19	28	12	6
30 number..	1,507	723	246	114	192	105	127
Landlord-tenant operations containing multiple units:							
31 All subunits including home farm.....number..	2,053	798	272	112	271	220	380
32 Land in all subunits including home farm.....acres..	225,409	104,391	30,494	13,437	32,482	19,325	25,280
33 Owned by operator of multiple unit.....acres..	169,851	82,228	23,602	10,197	23,426	12,822	17,576
34 Rented by operator of multiple unit.....acres..	55,558	22,163	6,892	3,240	9,056	6,503	7,704
35 Subunits not included in multiple units.....operators reporting..	164	97	25	10	19	8	5
36 number..	452	236	74	24	53	24	41
37 Share tenants.....number..	312	169	56	7	39	13	28
38 Other tenants, not croppers nor share tenants.....number..	140	67	18	17	14	11	13
39 Land in subunits not included in multiple units.....acres..	30,529	16,255	3,826	1,099	4,787	1,967	2,595

\*Not available.

Economic Area Table 5.—MULTIPLE-UNIT OPERATIONS, BY NUMBER OF SUBUNITS: CENSUS OF 1950—Continued

[Data for units, land in units, and number of horses and mules relate to April 1, 1950; those for cropland harvested and crops harvested relate to 1949]

Item (For definitions and explanations, see text)	Area 5						
	Total	Number of subunits					
		2	3	4	5 to 9	10 to 19	20 and over
1 Multiple-unit operations.....number..	626	388	101	50	70	12	5
2 Subunits in multiple-unit operations.....total number..	1,979	776	303	200	441	153	106
3 Home farms.....number..	591	366	96	45	67	12	5
4 Cropper farms.....number..	1,388	410	207	155	374	141	101
5 Land in multiple-unit operations.....total acres..	292,082	120,546	49,907	23,590	63,082	16,990	17,967
6 Home farms.....acres..	255,740	107,194	44,221	19,438	53,906	14,383	16,598
7 Cropper farms.....acres..	36,342	13,352	5,686	4,152	9,176	2,607	1,369
8 Cropland harvested.....total acres..	93,405	33,115	15,197	8,804	23,571	6,761	5,957
9 Corn harvested for grain.....multiple units reporting..	518	320	84	46	55	10	3
10 subunits reporting..	1,030	462	183	124	186	72	3
11 acres..	14,197	5,880	2,846	1,407	3,380	604	80
12 bushels..	268,908	110,253	53,970	25,698	67,520	9,767	1,700
13 Cotton harvested.....multiple units reporting..	579	346	96	50	70	12	5
14 subunits reporting..	1,633	554	249	183	394	148	105
15 acres..	49,947	15,591	7,259	5,442	13,753	4,582	3,320
16 bales..	21,879	6,131	3,239	2,207	6,297	2,459	1,546
17 Tobacco harvested.....multiple units reporting..	(*)	(*)	(*)	(*)	(*)	(*)	(*)
18 subunits reporting..	(*)	(*)	(*)	(*)	(*)	(*)	(*)
19 acres..	(*)	(*)	(*)	(*)	(*)	(*)	(*)
20 pounds..	(*)	(*)	(*)	(*)	(*)	(*)	(*)
21 Rice harvested.....multiple units reporting..	(*)	(*)	(*)	(*)	(*)	(*)	(*)
22 subunits reporting..	(*)	(*)	(*)	(*)	(*)	(*)	(*)
23 acres..	(*)	(*)	(*)	(*)	(*)	(*)	(*)
24 bushels..	(*)	(*)	(*)	(*)	(*)	(*)	(*)
25 Peanuts harvested for picking or threshing.....multiple units reporting..	9	7	1	1	1	1	1
26 subunits reporting..	9	7	1	1	1	1	1
27 acres..	13	10	2	1	1	1	1
28 pounds..	5,170	3,890	1,000	280	280	9	5
29 Horses and mules.....multiple units reporting..	518	327	80	42	55	9	5
30 number..	3,128	1,345	589	306	465	276	147
Landlord-tenant operations containing multiple units:							
31 All subunits including home farm.....number..	2,517	997	372	257	532	182	177
32 Land in all subunits including home farm.....acres..	310,586	130,713	50,119	25,874	66,906	17,818	19,156
33 Owned by operator of multiple unit.....acres..	238,191	106,039	35,050	20,055	46,510	15,213	15,324
34 Rented by operator of multiple unit.....acres..	72,395	24,674	15,069	5,819	20,396	2,605	3,832
35 Subunits not included in multiple units.....operators reporting..	208	117	33	19	27	8	4
36 number..	538	221	69	57	91	29	71
37 Share tenants.....number..	309	144	42	34	48	16	25
38 Other tenants, not croppers nor share tenants.....number..	229	77	27	23	43	13	46
39 Land in subunits not included in multiple units.....acres..	18,504	10,167	212	2,284	3,824	828	1,189

Item (For definitions and explanations, see text)	Area 6						
	Total	Number of subunits					
		2	3	4	5 to 9	10 to 19	20 and over
1 Multiple-unit operations.....number..	453	315	54	30	35	13	6
2 Subunits in multiple-unit operations.....total number..	1,440	630	162	120	222	177	129
3 Home farms.....number..	427	301	51	27	30	12	6
4 Cropper farms.....number..	1,013	329	111	93	192	165	123
5 Land in multiple-unit operations.....total acres..	214,551	81,045	21,924	21,817	28,040	20,463	41,262
6 Home farms.....acres..	189,436	70,790	19,074	19,098	23,913	17,792	38,769
7 Cropper farms.....acres..	25,115	10,255	2,850	2,719	4,127	2,671	2,493
8 Cropland harvested.....total acres..	59,867	21,575	6,157	5,886	8,516	7,211	10,522
9 Corn harvested for grain.....multiple units reporting..	373	258	42	25	30	13	5
10 subunits reporting..	755	365	89	66	108	90	37
11 acres..	9,783	4,426	977	1,207	1,668	1,229	276
12 bushels..	175,782	82,070	18,479	28,985	25,567	18,333	2,348
13 Cotton harvested.....multiple units reporting..	409	273	53	30	34	13	6
14 subunits reporting..	1,123	426	132	101	192	160	112
15 acres..	25,746	9,217	3,394	2,954	4,544	3,539	2,098
16 bales..	11,859	3,884	1,583	1,413	1,974	1,788	1,217
17 Tobacco harvested.....multiple units reporting..	(*)	(*)	(*)	(*)	(*)	(*)	(*)
18 subunits reporting..	(*)	(*)	(*)	(*)	(*)	(*)	(*)
19 acres..	(*)	(*)	(*)	(*)	(*)	(*)	(*)
20 pounds..	(*)	(*)	(*)	(*)	(*)	(*)	(*)
21 Rice harvested.....multiple units reporting..	5	2	1	1	1	1	2
22 subunits reporting..	7	3	1	1	1	1	3
23 acres..	2,606	553	111	111	313	177	1,740
24 bushels..	124,793	35,880	11,183	11,183	11,183	11,183	77,730
25 Peanuts harvested for picking or threshing.....multiple units reporting..	20	19	1	1	1	1	1
26 subunits reporting..	20	19	1	1	1	1	1
27 acres..	27	26	1	1	1	1	1
28 pounds..	9,160	8,960	200	200	200	200	200
29 Horses and mules.....multiple units reporting..	405	278	50	27	33	12	5
30 number..	2,323	978	259	275	340	311	160
Landlord-tenant operations containing multiple units:							
31 All subunits including home farm.....number..	2,419	889	217	200	382	345	386
32 Land in all subunits including home farm.....acres..	248,837	89,024	23,882	24,613	33,876	25,719	51,723
33 Owned by operator of multiple unit.....acres..	188,966	72,991	20,639	20,583	28,831	23,429	22,493
34 Rented by operator of multiple unit.....acres..	59,871	16,033	3,243	4,030	5,045	2,290	29,230
35 Subunits not included in multiple units.....operators reporting..	196	110	23	17	27	13	6
36 number..	979	259	55	80	160	168	257
37 Share tenants.....number..	701	170	38	47	118	127	201
38 Other tenants, not croppers nor share tenants.....number..	278	89	17	33	42	41	56
39 Land in subunits not included in multiple units.....acres..	34,286	7,979	1,958	2,796	5,836	5,256	10,461

\*Not available.

MULTIPLE-UNIT OPERATIONS

Economic Area Table 5.—MULTIPLE-UNIT OPERATIONS, BY NUMBER OF SUBUNITS: CENSUS OF 1950—Continued

[Data for units, land in units, and number of horses and mules relate to April 1, 1950; those for cropland harvested and crops harvested relate to 1949]

Item (For definitions and explanations, see text)		Area 7a						
		Total	Number of subunits					
			2	3	4	5 to 9	10 to 19	20 and over
1	Multiple-unit operations.....number..	1,695	912	282	143	219	99	40
2	Subunits in multiple-unit operations.....total number..	7,371	1,824	846	572	1,413	1,311	1,405
3	Home farms.....number..	1,555	856	245	126	194	95	39
4	Cropper farms.....number..	5,816	968	601	446	1,219	1,216	1,366
5	Land in multiple-unit operations.....total acres..	671,892	203,278	76,712	51,127	119,572	101,048	120,155
6	Home farms.....acres..	518,765	168,695	56,136	37,608	88,053	74,713	93,560
7	Cropper farms.....acres..	153,127	34,583	20,576	13,519	31,519	26,335	26,595
8	Cropland harvested.....total acres..	353,073	99,805	44,261	26,935	67,255	55,665	59,152
9	Corn harvested for grain.....multiple units reporting..	1,239	664	193	103	165	79	35
10	subunits reporting..	2,805	939	335	211	487	360	473
11	acres..	46,036	16,458	5,609	3,152	7,356	5,880	7,581
12	bushels..	906,692	321,503	116,036	71,522	148,788	129,430	119,413
13	Cotton harvested.....multiple units reporting..	1,629	851	279	141	219	99	40
14	subunits reporting..	6,736	1,516	752	522	1,327	1,250	1,369
15	acres..	210,572	51,469	25,501	18,069	43,041	37,423	35,069
16	bales..	158,418	37,816	18,545	13,661	31,773	29,092	27,531
17	Tobacco harvested.....multiple units reporting..	(*)	(*)	(*)	(*)	(*)	(*)	(*)
18	subunits reporting..	(*)	(*)	(*)	(*)	(*)	(*)	(*)
19	acres..	(*)	(*)	(*)	(*)	(*)	(*)	(*)
20	pounds..	(*)	(*)	(*)	(*)	(*)	(*)	(*)
21	Rice harvested.....multiple units reporting..	99	57	15	7	9	5	6
22	subunits reporting..	132	66	24	10	17	9	6
23	acres..	19,589	10,109	2,921	1,314	2,276	1,695	1,274
24	bushels..	941,811	489,472	127,058	74,542	87,005	85,000	78,734
25	Peanuts harvested for picking or threshing.....multiple units reporting..	.....	.....	.....	.....	.....	.....	.....
26	subunits reporting..	.....	.....	.....	.....	.....	.....	.....
27	acres..	.....	.....	.....	.....	.....	.....	.....
28	pounds..	.....	.....	.....	.....	.....	.....	.....
29	Horses and mules.....multiple units reporting..	1,222	634	191	102	168	90	37
30	number..	6,259	1,893	664	456	988	943	1,315
Landlord-tenant operations containing multiple units:								
31	All subunits including home farm.....number..	9,515	2,576	1,060	820	1,829	1,566	1,664
32	Land in all subunits including home farm.....acres..	857,476	265,201	97,533	71,367	161,311	125,284	136,780
33	Owned by operator of multiple unit.....acres..	567,815	180,256	59,664	45,201	105,121	76,079	101,494
34	Rented by operator of multiple unit.....acres..	289,661	84,945	37,869	26,166	56,190	49,205	35,286
35	Subunits not included in multiple units.....operators reporting..	525	251	79	51	78	41	25
36	number..	2,144	752	214	248	416	255	259
37	Share tenants.....number..	1,218	414	136	133	228	156	151
38	Other tenants, not croppers nor share tenants.....number..	926	338	78	115	188	99	108
39	Land in subunits not included in multiple units.....acres..	185,584	61,923	20,821	20,240	41,739	24,236	16,625

Item (For definitions and explanations, see text)		Area 7b						
		Total	Number of subunits					
			2	3	4	5 to 9	10 to 19	20 and over
1	Multiple-unit operations.....number..	477	254	88	55	58	18	4
2	Subunits in multiple-unit operations.....total number..	1,663	508	264	220	359	215	97
3	Home farms.....number..	441	239	78	47	56	17	4
4	Cropper farms.....number..	1,222	269	186	173	303	198	93
5	Land in multiple-unit operations.....total acres..	269,825	98,545	43,054	29,707	46,248	42,311	9,960
6	Home farms.....acres..	223,691	86,275	31,003	23,175	36,554	38,514	8,170
7	Cropper farms.....acres..	46,134	12,270	12,051	6,532	9,694	3,797	1,790
8	Cropland harvested.....total acres..	135,406	48,056	23,886	17,518	25,999	15,801	4,146
9	Corn harvested for grain.....multiple units reporting..	301	145	58	38	41	15	4
10	subunits reporting..	499	185	90	66	84	41	33
11	acres..	6,438	2,252	1,081	661	1,279	563	602
12	bushels..	162,845	53,625	24,740	15,195	28,865	15,120	25,300
13	Cotton harvested.....multiple units reporting..	419	209	78	53	57	18	4
14	subunits reporting..	1,382	358	196	187	361	201	79
15	acres..	55,973	16,088	8,289	8,659	13,456	7,035	2,446
16	bales..	34,393	8,942	5,054	5,845	7,763	4,876	1,913
17	Tobacco harvested.....multiple units reporting..	(*)	(*)	(*)	(*)	(*)	(*)	(*)
18	subunits reporting..	(*)	(*)	(*)	(*)	(*)	(*)	(*)
19	acres..	(*)	(*)	(*)	(*)	(*)	(*)	(*)
20	pounds..	(*)	(*)	(*)	(*)	(*)	(*)	(*)
21	Rice harvested.....multiple units reporting..	142	94	22	11	10	5	.....
22	subunits reporting..	207	115	46	20	19	7	.....
23	acres..	30,873	14,329	6,976	3,455	4,004	2,109	.....
24	bushels..	1,475,808	655,765	348,915	168,224	178,135	124,769	.....
25	Peanuts harvested for picking or threshing.....multiple units reporting..	1	1	.....	.....	.....	.....	.....
26	subunits reporting..	1	1	.....	.....	.....	.....	.....
27	acres..	1	1	.....	.....	.....	.....	.....
28	pounds..	300	300	.....	.....	.....	.....	.....
29	Horses and mules.....multiple units reporting..	335	168	56	43	48	16	4
30	number..	1,561	561	248	225	265	167	95
Landlord-tenant operations containing multiple units:								
31	All subunits including home farm.....number..	2,186	711	336	258	431	313	137
32	Land in all subunits including home farm.....acres..	314,541	114,311	50,579	31,419	50,850	56,467	10,915
33	Owned by operator of multiple unit.....acres..	226,465	79,254	35,274	16,834	38,016	48,172	8,915
34	Rented by operator of multiple unit.....acres..	88,076	35,057	15,305	14,585	12,834	8,295	2,000
35	Subunits not included in multiple units.....operators reporting..	158	75	32	18	21	9	3
36	number..	523	203	72	38	72	38	40
37	Share tenants.....number..	345	135	54	22	42	58	34
38	Other tenants, not croppers nor share tenants.....number..	178	68	18	16	30	40	6
39	Land in subunits not included in multiple units.....acres..	44,716	15,766	7,525	1,712	4,602	14,156	955

\* Not available.

Economic Area Table 5.—MULTIPLE-UNIT OPERATIONS, BY NUMBER OF SUBUNITS: CENSUS OF 1950—Continued

[Data for units, land in units, and number of horses and mules relate to April 1, 1950; those for cropland harvested and crops harvested relate to 1949]

Item (For definitions and explanations, see text)		Area 8a						
		Total	Number of subunits					
			2	3	4	5 to 9	10 to 19	20 and over
1	Multiple-unit operations.....number..	2,765	1,055	512	261	549	248	140
2	Subunits in multiple-unit operations.....total number..	15,931	2,110	1,536	1,044	3,482	3,540	4,219
3	Home farms.....number..	2,505	937	464	234	497	236	137
4	Cropper farms.....number..	13,426	1,173	1,072	810	2,985	3,304	4,082
5	Land in multiple-unit operations.....total acres..	1,057,327	133,950	104,393	76,434	233,520	230,807	278,223
6	Home farms.....acres..	831,229	110,817	83,644	62,588	183,008	178,810	212,362
7	Cropper farms.....acres..	226,098	23,133	20,749	13,846	50,512	51,997	65,861
8	Cropland harvested.....total acres..	707,259	87,818	71,127	48,530	161,996	152,262	185,526
9	Corn harvested for grain.....multiple units reporting..	1,967	691	372	186	401	199	118
10	subunits reporting..	4,964	947	642	353	995	941	1,086
11	acres..	82,689	10,209	8,602	5,811	16,467	17,014	24,586
12	bushels..	1,749,647	194,007	177,117	120,577	333,557	384,805	539,584
13	Cotton harvested.....multiple units reporting..	2,739	1,039	505	260	547	248	140
14	subunits reporting..	15,239	1,962	1,431	979	3,302	3,463	4,102
15	acres..	455,068	57,064	44,711	31,476	106,647	97,519	117,651
16	bales..	380,405	44,046	34,890	24,929	97,872	81,813	96,855
17	Tobacco harvested.....multiple units reporting..	(*)	(*)	(*)	(*)	(*)	(*)	(*)
18	subunits reporting..	(*)	(*)	(*)	(*)	(*)	(*)	(*)
19	acres..	(*)	(*)	(*)	(*)	(*)	(*)	(*)
20	pounds..	(*)	(*)	(*)	(*)	(*)	(*)	(*)
21	Rice harvested.....multiple units reporting..	24	11	3	7	3		
22	subunits reporting..	33	12	4	12	5		
23	acres..	7,158	2,386	1,035	2,467	1,270		
24	bushels..	341,045	104,860	58,050	107,070	71,065		
25	Peanuts harvested for picking or threshing.....multiple units reporting..							
26	subunits reporting..							
27	acres..							
28	pounds..							
29	Horses and mules.....multiple units reporting..	1,911	639	355	180	402	211	124
30	number..	14,254	2,236	1,444	820	2,821	3,009	3,924
Landlord-tenant operations containing multiple units:								
31	All subunits including home farm.....number..	20,031	2,733	1,965	1,348	4,423	4,350	5,212
32	Land in all subunits including home farm.....acres..	1,275,156	172,581	130,902	88,037	283,862	266,231	333,543
33	Owned by operator of multiple unit.....acres..	774,406	102,264	72,014	52,482	147,929	150,610	249,107
34	Rented by operator of multiple unit.....acres..	500,750	70,317	58,888	35,555	135,933	115,621	84,436
35	Subunits not included in multiple units.....operators reporting..	929	242	164	83	208	132	100
36	number..	4,100	623	429	304	941	810	993
37	Share tenants.....number..	2,160	317	258	146	434	463	542
38	Other tenants, not croppers nor share tenants.....number..	1,940	306	171	158	507	347	451
39	Land in subunits not included in multiple units.....acres..	217,829	38,631	26,509	11,603	50,342	35,424	55,320

Item (For definitions and explanations, see text)		Area 8b						
		Total	Number of subunits					
			2	3	4	5 to 9	10 to 19	20 and over
1	Multiple-unit operations.....number..	1,177	532	219	100	194	84	48
2	Subunits in multiple-unit operations.....total number..	5,913	1,064	657	400	1,260	1,112	1,420
3	Home farms.....number..	1,072	489	193	95	175	73	47
4	Cropper farms.....number..	4,841	575	464	305	1,085	1,039	1,373
5	Land in multiple-unit operations.....total acres..	491,827	85,116	56,589	31,009	102,569	98,183	118,361
6	Home farms.....acres..	413,198	74,910	47,134	25,895	84,447	81,932	98,880
7	Cropper farms.....acres..	78,629	10,206	9,455	5,114	18,122	16,251	19,481
8	Cropland harvested.....total acres..	248,772	45,317	27,646	18,224	51,974	45,112	60,499
9	Corn harvested for grain.....multiple units reporting..	906	401	166	77	162	63	37
10	subunits reporting..	2,214	548	280	160	460	351	415
11	acres..	29,465	7,336	3,335	2,101	6,755	4,949	4,989
12	bushels..	601,143	141,912	61,496	42,835	132,754	93,162	128,984
13	Cotton harvested.....multiple units reporting..	1,163	520	217	100	194	84	48
14	subunits reporting..	5,509	956	603	383	1,164	1,035	1,368
15	acres..	158,864	29,265	18,776	13,521	33,079	29,017	35,206
16	bales..	92,212	14,080	9,820	7,425	18,867	17,662	24,358
17	Tobacco harvested.....multiple units reporting..	(*)	(*)	(*)	(*)	(*)	(*)	(*)
18	subunits reporting..	(*)	(*)	(*)	(*)	(*)	(*)	(*)
19	acres..	(*)	(*)	(*)	(*)	(*)	(*)	(*)
20	pounds..	(*)	(*)	(*)	(*)	(*)	(*)	(*)
21	Rice harvested.....multiple units reporting..	18	3	3		6		6
22	subunits reporting..	29	3	5		13		8
23	acres..	4,809	485	549		798		2,977
24	bushels..	231,587	14,255	29,590		24,700		163,042
25	Peanuts harvested for picking or threshing.....multiple units reporting..							
26	subunits reporting..							
27	acres..							
28	pounds..							
29	Horses and mules.....multiple units reporting..	914	400	163	77	161	70	43
30	number..	5,441	1,272	637	316	1,100	911	1,205
Landlord-tenant operations containing multiple units:								
31	All subunits including home farm.....number..	8,233	1,488	859	534	1,862	1,579	1,911
32	Land in all subunits including home farm.....acres..	584,342	102,944	61,496	35,419	130,840	114,961	138,682
33	Owned by operator of multiple unit.....acres..	428,675	64,882	40,114	26,204	92,080	88,617	116,778
34	Rented by operator of multiple unit.....acres..	155,667	38,062	21,382	9,215	38,760	26,344	21,904
35	Subunits not included in multiple units.....operators reporting..	485	155	85	42	105	61	37
36	number..	2,320	424	202	134	602	467	491
37	Share tenants.....number..	1,367	297	120	92	342	217	299
38	Other tenants, not croppers nor share tenants.....number..	953	127	82	42	260	250	192
39	Land in subunits not included in multiple units.....acres..	92,515	17,828	4,907	4,410	28,271	16,778	20,321

\* Not available.

MULTIPLE-UNIT OPERATIONS

Economic Area Table 6.—MULTIPLE-UNIT OPERATIONS, BY KIND OF TENANTS IN LANDLORD-TENANT OPERATION: CENSUS OF 1950

[Data for units, land in units, and number of horses and mules relate to April 1, 1950; those for cropland harvested and crops harvested relate to 1949]

Item (For definitions and explanations, see text)	Total, selected areas				Areas 3 and A			
	Total	Kind of tenant in landlord-tenant operation			Total	Kind of tenant in landlord-tenant operation		
		Croppers only	Croppers, share, and/or other tenants only	Croppers and tenants other than share tenants only		Croppers only	Croppers, share, and/or other tenants only	Croppers and tenants other than share tenants only
1 Multiple-unit operations.....number..	7,622	4,957	1,947	718	429	265	124	40
2 Subunits in multiple-unit operations.....total number..	35,898	19,078	13,173	3,647	1,601	824	596	181
3 Home farms.....number..	6,989	4,592	1,765	632	398	245	116	37
4 Cropper farms.....number..	28,909	14,486	11,408	3,015	1,203	579	480	144
5 Land in multiple-unit operations.....total acres..	3,192,384	1,348,748	1,554,276	289,360	194,880	80,994	93,009	20,877
6 Home farms.....acres..	2,592,009	1,068,007	1,297,678	226,324	159,950	65,388	77,000	17,562
7 Cropper farms.....acres..	600,375	280,741	256,598	63,036	34,930	15,606	16,009	3,315
8 Cropland harvested.....total acres..	1,681,394	822,221	697,286	161,887	83,612	40,266	33,986	9,360
9 Corn harvested for grain.....multiple units reporting..	5,633	3,642	1,424	567	329	205	96	28
10 subunits reporting..	12,860	6,932	4,559	1,369	593	348	192	53
11 acres..	200,333	98,644	81,740	19,949	11,725	5,582	5,106	1,037
12 bushels..	4,119,057	2,025,536	1,699,189	394,332	254,040	110,670	117,463	25,907
13 Cotton harvested.....multiple units reporting..	7,336	4,791	1,861	684	398	246	116	36
14 subunits reporting..	32,959	17,580	12,051	3,328	1,337	672	515	150
15 acres..	996,288	527,153	374,587	94,548	40,118	18,947	16,878	4,293
16 bales..	717,667	385,759	261,045	70,863	18,501	8,846	7,924	1,731
17 Tobacco harvested.....multiple units reporting..	(*)	(*)	(*)	(*)	(*)	(*)	(*)	(*)
18 subunits reporting..	(*)	(*)	(*)	(*)	(*)	(*)	(*)	(*)
19 acres..	(*)	(*)	(*)	(*)	(*)	(*)	(*)	(*)
20 pounds..	(*)	(*)	(*)	(*)	(*)	(*)	(*)	(*)
21 Rice harvested.....multiple units reporting..	289	142	112	35	1	1	1	1
22 subunits reporting..	409	197	162	50	1	1	1	1
23 acres..	65,185	27,293	31,955	5,937	150	150	150	150
24 bushels..	3,121,668	1,282,119	1,525,398	314,151	6,624	6,624	6,624	6,624
25 Peanuts harvested for picking or threshing.....multiple units reporting..	32	23	4	5	2	2	2	2
26 subunits reporting..	32	23	4	5	2	2	2	2
27 acres..	43	32	4	7	2	2	2	2
28 pounds..	17,330	14,010	1,460	1,860	2,700	2,700	2,700	2,700
29 Horses and mules.....multiple units reporting..	5,643	3,664	1,452	527	338	209	97	32
30 number..	34,473	17,095	14,052	3,326	1,507	761	578	168
Landlord-tenant operations containing multiple units:								
31 All subunits including home farm.....number..	46,954	19,078	22,743	5,133	2,053	824	987	242
32 Land in all subunits including home farm.....acres..	3,816,347	1,348,748	2,083,518	384,081	225,409	80,994	119,092	25,323
33 Owned by operator of multiple unit.....acres..	2,594,369	741,967	1,587,471	265,201	169,851	51,747	99,333	18,771
34 Rented by operator of multiple unit.....acres..	1,221,978	607,051	496,047	118,880	55,558	29,247	19,759	6,552
35 Subunits not included in multiple units.....operators reporting..	2,665	1,947	718	164	164	124	40	61
36 number..	11,056	9,570	1,486	452	452	391	61	61
37 Share tenants.....number..	6,412	6,412	6,412	312	312	312	312	312
38 Other tenants, not croppers nor share tenants.....number..	4,644	3,158	1,486	140	140	79	79	61
39 Land in subunits not included in multiple units.....acres..	623,963	529,242	94,721	30,529	30,529	26,083	4,446	4,446

Item (For definitions and explanations, see text)	Area 5				Area 6			
	Total	Kind of tenant in landlord-tenant operation			Total	Kind of tenant in landlord-tenant operation		
		Croppers only	Croppers, share, and/or other tenants only	Croppers and tenants other than share tenants only		Croppers only	Croppers, share, and/or other tenants only	Croppers and tenants other than share tenants only
1 Multiple-unit operations.....number..	626	418	140	68	453	257	143	53
2 Subunits in multiple-unit operations.....total number..	1,979	1,212	563	204	1,440	604	695	141
3 Home farms.....number..	591	401	133	57	427	248	128	51
4 Cropper farms.....number..	1,388	811	430	147	1,013	356	567	90
5 Land in multiple-unit operations.....total acres..	292,082	141,200	126,734	24,148	214,551	63,394	133,113	18,044
6 Home farms.....acres..	255,740	119,972	116,407	19,361	189,436	52,527	121,164	15,745
7 Cropper farms.....acres..	36,342	21,228	10,327	4,787	25,115	10,867	11,949	2,299
8 Cropland harvested.....total acres..	93,405	55,674	30,059	7,672	59,867	19,967	35,033	4,867
9 Corn harvested for grain.....multiple units reporting..	518	346	117	55	373	215	113	45
10 subunits reporting..	1,030	671	265	94	755	367	305	83
11 acres..	14,197	8,820	4,387	990	9,783	4,135	4,541	1,107
12 bushels..	268,908	167,966	82,574	18,368	175,782	76,166	77,825	21,791
13 Cotton harvested.....multiple units reporting..	579	389	128	62	409	221	137	51
14 subunits reporting..	1,633	998	467	168	1,123	432	581	110
15 acres..	49,947	31,480	13,882	4,585	25,746	9,277	14,313	2,156
16 bales..	21,879	13,704	6,092	2,083	11,859	4,036	6,814	1,009
17 Tobacco harvested.....multiple units reporting..	(*)	(*)	(*)	(*)	(*)	(*)	(*)	(*)
18 subunits reporting..	(*)	(*)	(*)	(*)	(*)	(*)	(*)	(*)
19 acres..	(*)	(*)	(*)	(*)	(*)	(*)	(*)	(*)
20 pounds..	(*)	(*)	(*)	(*)	(*)	(*)	(*)	(*)
21 Rice harvested.....multiple units reporting..	5	2	3	2	5	2	3	2
22 subunits reporting..	7	3	4	3	7	3	4	3
23 acres..	2,606	553	2,053	452	2,606	553	2,053	452
24 bushels..	124,793	35,880	88,913	12,473	124,793	35,880	88,913	12,473
25 Peanuts harvested for picking or threshing.....multiple units reporting..	9	7	2	2	20	14	2	4
26 subunits reporting..	9	7	2	2	20	14	2	4
27 acres..	13	11	2	2	27	19	2	6
28 pounds..	5,170	4,710	460	49	9,160	6,600	1,000	1,560
29 Horses and mules.....multiple units reporting..	518	355	114	49	405	239	120	46
30 number..	3,128	1,828	1,066	234	2,323	917	1,185	221
Landlord-tenant operations containing multiple units:								
31 All subunits including home farm.....number..	2,517	1,212	1,009	296	2,419	604	1,591	224
32 Land in all subunits including home farm.....acres..	310,586	141,200	141,803	27,583	248,837	63,394	165,608	19,835
33 Owned by operator of multiple unit.....acres..	238,191	100,435	116,155	21,601	188,966	51,020	119,843	18,103
34 Rented by operator of multiple unit.....acres..	72,395	40,765	25,648	5,982	59,871	12,374	45,765	1,732
35 Subunits not included in multiple units.....operators reporting..	208	140	68	196	196	143	53	53
36 number..	538	446	92	979	979	896	83	83
37 Share tenants.....number..	309	309	309	701	701	701	701	701
38 Other tenants, not croppers nor share tenants.....number..	229	137	92	92	278	195	83	83
39 Land in subunits not included in multiple units.....acres..	18,504	15,069	3,435	34,286	34,286	32,495	1,791	1,791

\*Not available.



Economic Area Table 6.—MULTIPLE-UNIT OPERATIONS, BY KIND OF TENANTS IN LANDLORD-TENANT OPERATION: CENSUS OF 1950—Continued

[Data for units, land in units, and number of horses and mules relate to April 1, 1950; those for cropland harvested and crops harvested relate to 1949]

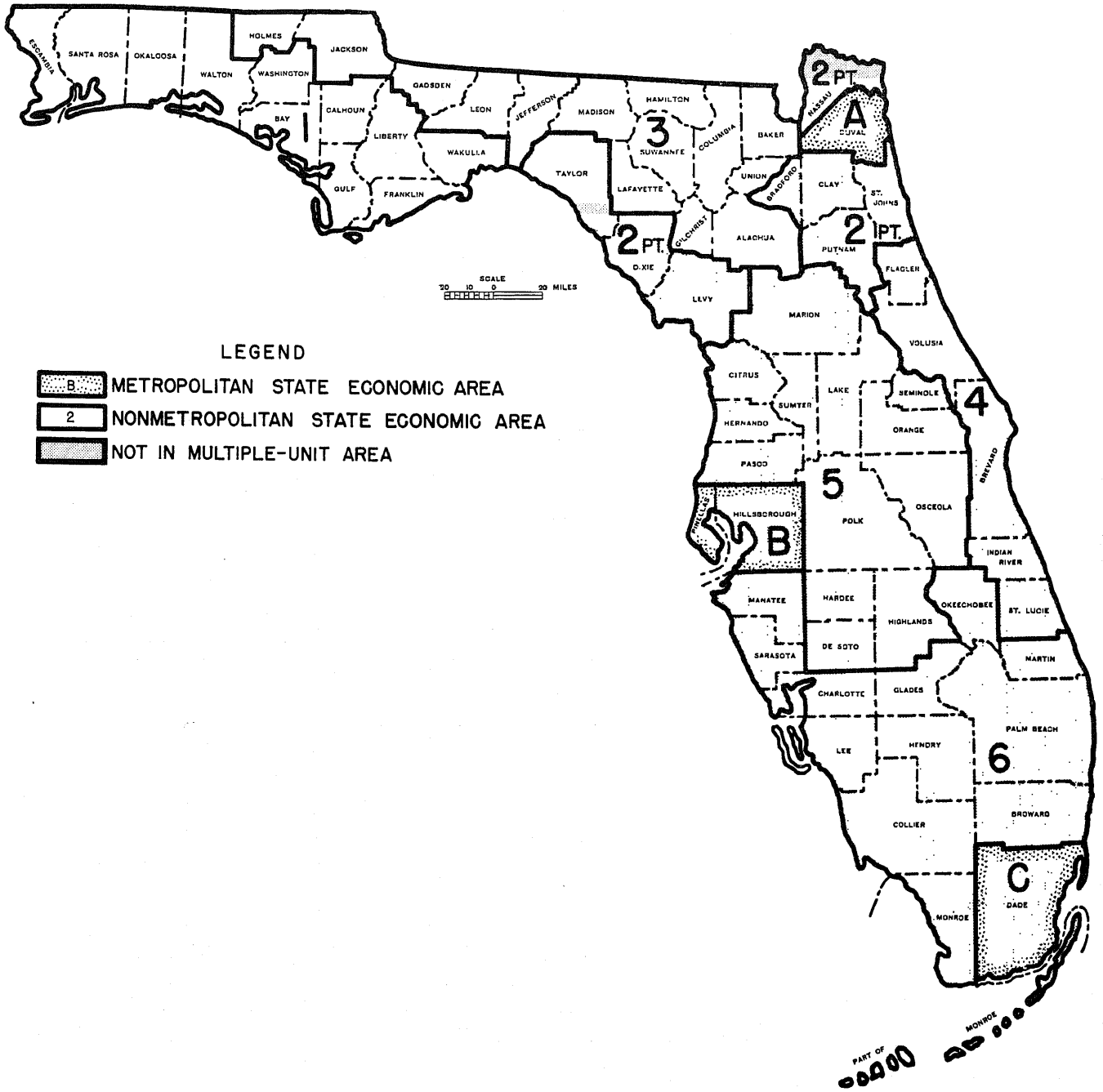
Item (For definitions and explanations, see text)	Area 7a				Area 7b			
	Total	Kind of tenant in landlord-tenant operation			Total	Kind of tenant in landlord-tenant operation		
		Croppers only	Croppers, share, and/or other tenants only	Croppers and tenants other than share tenants only		Croppers only	Croppers, share, and/or other tenants only	Croppers and tenants other than share tenants only
1 Multiple-unit operations.....number..	1,695	1,170	386	139	477	319	125	33
2 Subunits in multiple-unit operations.....total number..	7,371	4,390	2,349	632	1,663	1,042	522	99
3 Home farms.....number..	1,555	1,086	346	123	441	292	119	30
4 Cropper farms.....number..	5,816	3,304	2,003	509	1,222	750	403	69
5 Land in multiple-unit operations.....total acres..	671,892	318,403	299,481	54,008	269,825	119,296	132,565	17,964
6 Home farms.....acres..	518,765	239,598	238,272	40,895	223,691	98,679	111,074	13,938
7 Cropper farms.....acres..	153,127	78,805	61,209	13,113	46,134	20,617	21,491	4,026
8 Cropland harvested.....total acres..	353,073	198,714	122,004	32,355	135,406	71,029	56,700	7,671
9 Corn harvested for grain.....multiple units reporting..	1,239	872	262	105	301	205	75	21
10 subunits reporting..	2,805	1,662	899	244	499	314	147	38
11 acres..	46,036	26,918	14,984	4,134	6,438	3,389	2,571	478
12 bushels..	906,692	539,390	287,448	79,854	162,845	83,705	70,165	8,975
13 Cotton harvested.....multiple units reporting..	1,629	1,140	360	129	1,419	950	103	26
14 subunits reporting..	6,736	4,082	2,087	567	1,382	895	419	68
15 acres..	210,572	127,934	64,399	18,239	55,973	34,310	19,336	2,327
16 bales..	158,418	97,283	45,584	15,551	34,393	20,055	13,035	1,303
17 Tobacco harvested.....multiple units reporting..	(*)	(*)	(*)	(*)	(*)	(*)	(*)	(*)
18 subunits reporting..	(*)	(*)	(*)	(*)	(*)	(*)	(*)	(*)
19 acres..	(*)	(*)	(*)	(*)	(*)	(*)	(*)	(*)
20 pounds..	(*)	(*)	(*)	(*)	(*)	(*)	(*)	(*)
21 Rice harvested.....multiple units reporting..	99	46	40	13	142	77	49	16
22 subunits reporting..	132	60	54	18	207	105	76	26
23 acres..	19,589	9,684	7,706	2,199	30,873	14,129	14,443	2,301
24 bushels..	941,811	448,937	383,316	109,558	1,475,808	692,422	664,348	119,038
25 Peanuts harvested for picking or threshing.....multiple units reporting..	1	1	1	1	1	1	1	1
26 subunits reporting..	1	1	1	1	1	1	1	1
27 acres..	1	1	1	1	1	1	1	1
28 pounds..	300	300	300	300	300	300	300	300
29 Horses and mules.....multiple units reporting..	1,222	860	260	102	335	220	88	27
30 number..	6,259	3,465	2,276	518	1,561	831	573	157
Landlord-tenant operations containing multiple units:								
31 All subunits including home farm.....number..	9,515	4,390	4,189	936	2,186	1,042	970	174
32 Land in all subunits including home farm.....acres..	857,476	318,403	448,284	90,789	314,541	119,296	172,160	23,085
33 Owned by operator of multiple unit.....acres..	567,815	148,437	355,178	64,200	226,465	70,414	138,621	17,430
34 Rented by operator of multiple unit.....acres..	289,661	169,966	93,106	26,589	88,076	48,882	33,539	5,655
35 Subunits not included in multiple units.....operators reporting..	525	386	139	158	158	125	33	33
36 number..	2,144	1,840	304	523	523	448	75	75
37 Share tenants.....number..	1,218	1,218	345	345	345	345	345	345
38 Other tenants, not croppers nor share tenants.....number..	926	622	304	178	178	103	75	75
39 Land in subunits not included in multiple units.....acres..	185,584	148,803	36,781	44,716	44,716	39,595	5,121	5,121

Item (For definitions and explanations, see text)	Area 8a				Area 8b			
	Total	Kind of tenant in landlord-tenant operation			Total	Kind of tenant in landlord-tenant operation		
		Croppers only	Croppers, share, and/or other tenants only	Croppers and tenants other than share tenants only		Croppers only	Croppers, share, and/or other tenants only	Croppers and tenants other than share tenants only
1 Multiple-unit operations.....number..	2,765	1,836	658	271	1,177	692	371	114
2 Subunits in multiple-unit operations.....total number..	15,931	8,346	5,736	1,849	5,913	2,660	2,712	541
3 Home farms.....number..	2,505	1,672	589	244	1,072	648	334	90
4 Cropper farms.....number..	13,426	6,674	5,147	1,605	4,841	2,012	2,378	451
5 Land in multiple-unit operations.....total acres..	1,057,327	464,925	477,183	115,219	491,827	160,536	292,191	39,100
6 Home farms.....acres..	831,229	361,094	381,618	88,517	413,198	130,749	252,143	30,306
7 Cropper farms.....acres..	226,098	103,831	95,565	26,702	78,629	29,787	40,048	8,794
8 Cropland harvested.....total acres..	707,259	342,770	285,686	78,803	248,772	93,801	133,818	21,153
9 Corn harvested for grain.....multiple units reporting..	1,967	1,269	479	219	906	530	282	94
10 subunits reporting..	4,964	2,489	1,817	658	2,214	1,081	934	199
11 acres..	82,689	38,324	34,323	10,042	29,465	11,476	15,828	2,161
12 bushels..	1,749,647	815,042	739,192	195,413	601,143	232,597	324,522	44,024
13 Cotton harvested.....multiple units reporting..	2,739	1,820	653	266	1,663	685	364	114
14 subunits reporting..	15,239	8,008	5,464	1,767	5,509	2,493	2,518	498
15 acres..	455,068	236,790	170,073	48,205	158,864	68,415	75,706	14,743
16 bales..	380,405	203,527	136,453	40,425	92,212	38,308	45,143	8,761
17 Tobacco harvested.....multiple units reporting..	(*)	(*)	(*)	(*)	(*)	(*)	(*)	(*)
18 subunits reporting..	(*)	(*)	(*)	(*)	(*)	(*)	(*)	(*)
19 acres..	(*)	(*)	(*)	(*)	(*)	(*)	(*)	(*)
20 pounds..	(*)	(*)	(*)	(*)	(*)	(*)	(*)	(*)
21 Rice harvested.....multiple units reporting..	24	9	11	4	18	8	8	2
22 subunits reporting..	33	13	16	4	29	16	11	2
23 acres..	7,158	1,909	4,426	823	4,809	1,018	3,177	614
24 bushels..	341,045	74,740	215,105	51,200	231,587	30,140	167,092	34,355
25 Peanuts harvested for picking or threshing.....multiple units reporting..	1	1	1	1	1	1	1	1
26 subunits reporting..	1	1	1	1	1	1	1	1
27 acres..	1	1	1	1	1	1	1	1
28 pounds..	300	300	300	300	300	300	300	300
29 Horses and mules.....multiple units reporting..	1,911	1,236	488	187	914	545	285	84
30 number..	14,254	6,886	5,760	1,608	5,441	2,407	2,614	420
Landlord-tenant operations containing multiple units:								
31 All subunits including home farm.....number..	20,031	8,346	9,191	2,494	8,233	2,660	4,806	767
32 Land in all subunits including home farm.....acres..	1,275,156	464,925	662,488	147,743	584,342	160,536	374,083	49,723
33 Owned by operator of multiple unit.....acres..	774,406	225,770	458,677	89,959	428,675	93,874	299,664	35,137
34 Rented by operator of multiple unit.....acres..	500,750	239,155	203,811	57,784	155,667	66,662	74,419	14,586
35 Subunits not included in multiple units.....operators reporting..	929	658	271	485	485	371	114	114
36 number..	4,100	3,455	645	2,320	2,320	2,094	226	226
37 Share tenants.....number..	2,160	2,160	345	345	345	345	345	345
38 Other tenants, not croppers nor share tenants.....number..	1,940	1,295	645	178	953	727	226	226
39 Land in subunits not included in multiple units.....acres..	217,829	185,305	32,524	32,524	92,515	81,892	10,623	10,623

\* Not available.

# FLORIDA State Economic Areas



MULTIPLE-UNIT OPERATIONS

County Table 1--MULTIPLE-UNIT OPERATIONS: CENSUS OF 1950

[Data for farm units, land in farms, and number of horses and mules relate to April 1, 1950; those for cropland harvested and crops harvested relate to 1949]

Item (For definitions and explanations, see text)	Total, selected counties	Alachua	Baker	Bay	Calhoun	Columbia
1 All farms.....number..	25,630	1,804	431	219	622	1,131
2 Land in farms.....acres..	3,890,533	359,377	69,656	28,491	103,171	303,887
3 Cropland harvested.....acres..	882,844	81,414	7,828	1,796	19,717	42,764
4 Corn harvested for grain.....farms reporting..	16,123	905	318	59	374	735
5 ..acres..	291,915	17,382	4,269	666	5,075	14,983
6 ..bushels..	3,449,652	203,908	42,428	6,759	70,961	142,590
7 Cotton harvested.....farms reporting..	5,610	21	.....	7	40	7
8 ..acres..	43,054	99	.....	82	288	31
9 ..bales..	17,429	31	.....	44	145	9
10 Tobacco harvested.....farms reporting..	5,708	554	138	.....	.....	678
11 ..acres..	21,291	2,208	286	.....	.....	1,830
12 ..pounds..	21,721,251	2,193,600	320,307	.....	.....	1,943,223
13 Peanuts harvested for picking or threshing....farms reporting..	4,841	101	2	9	130	73
14 ..acres..	58,017	2,615	9	112	2,274	799
15 ..pounds..	45,885,817	1,662,961	6,000	88,794	1,999,130	454,932
16 Horses and mules.....farms reporting..	16,205	1,095	262	104	385	756
17 ..number..	27,147	2,170	347	140	548	1,107
18 Multiple-unit operations.....number..	793	84	8	3	16	38
19 Subunits in multiple-unit operations.....number..	1,784	210	19	6	36	80
20 Home farms.....number..	773	82	7	3	16	37
21 Cropper farms.....number..	1,011	128	12	3	20	43
22 Land owned by landlord.....acres..	345,788	43,530	985	4,870	11,654	21,936
23 Land rented from others by landlord.....acres..	32,225	8,260	.....	754	294	478
24 Land in units.....acres..	350,526	48,241	933	5,606	11,630	21,787
25 Home farms.....acres..	296,035	41,691	562	5,400	10,392	18,649
26 Cropper farms.....acres..	54,491	6,550	371	206	1,238	3,138
27 Cropland harvested.....acres..	90,644	15,171	408	142	2,061	3,116
28 Corn harvested for grain.....units reporting..	689	69	8	2	15	33
29 ..subunits reporting..	1,092	102	15	2	27	50
30 ..acres..	29,457	3,133	274	78	454	1,467
31 ..bushels..	340,223	37,579	2,190	280	7,540	9,046
32 Cotton harvested.....units reporting..	262	.....	.....	.....	2	.....
33 ..subunits reporting..	385	.....	.....	.....	4	.....
34 ..acres..	3,502	.....	.....	.....	74	.....
35 ..bales..	1,517	.....	.....	.....	51	.....
36 Tobacco harvested.....units reporting..	368	57	5	.....	.....	35
37 ..subunits reporting..	505	80	8	.....	.....	45
38 ..acres..	2,184	481	24	.....	.....	166
39 ..pounds..	2,396,601	523,916	24,436	.....	.....	191,378
40 Peanuts harvested for picking or threshing...units reporting..	283	12	.....	.....	.....	9
41 ..subunits reporting..	437	15	.....	1	9	12
42 ..acres..	7,246	324	.....	1	16	264
43 ..pounds..	5,229,413	220,500	.....	12,344	281	156,440
44 Horses and mules.....units reporting..	639	70	3	1	243,000	13
45 ..number..	1,764	200	9	1	35	28
46 Farms not in multiple units.....number..	23,846	1,594	412	213	586	1,051
47 Land in farms.....acres..	3,540,007	311,136	68,723	22,885	91,541	282,100

Item (For definitions and explanations, see text)	Escambia	Franklin	Gadsden	Gilchrist	Gulf	Hamilton
1 All farms.....number..	1,525	35	1,285	426	133	734
2 Land in farms.....acres..	130,557	27,896	235,435	113,912	24,680	147,321
3 Cropland harvested.....acres..	20,708	22	49,252	26,132	684	35,934
4 Corn harvested for grain.....farms reporting..	667	.....	976	276	39	505
5 ..acres..	6,948	.....	29,747	5,416	253	9,948
6 ..bushels..	118,132	.....	524,071	47,820	3,298	116,091
7 Cotton harvested.....farms reporting..	247	.....	6	.....	.....	235
8 ..acres..	2,425	.....	14	.....	.....	1,669
9 ..bales..	1,298	.....	13	.....	.....	580
10 Tobacco harvested.....farms reporting..	.....	.....	321	165	.....	600
11 ..acres..	.....	.....	4,311	349	.....	2,756
12 ..pounds..	.....	.....	5,124,987	331,291	.....	2,378,503
13 Peanuts harvested for picking or threshing....farms reporting..	11	.....	89	56	.....	6
14 ..acres..	22	.....	699	272	.....	43
15 ..pounds..	8,080	.....	452,037	165,230	.....	32,070
16 Horses and mules.....farms reporting..	704	11	783	290	66	521
17 ..number..	981	27	2,273	413	83	791
18 Multiple-unit operations.....number..	6	.....	50	5	.....	48
19 Subunits in multiple-unit operations.....number..	13	.....	143	10	.....	112
20 Home farms.....number..	6	.....	47	5	.....	47
21 Cropper farms.....number..	7	.....	96	5	.....	65
22 Land owned by landlord.....acres..	881	.....	27,422	9,120	.....	17,190
23 Land rented from others by landlord.....acres..	80	.....	967	135	.....	2,366
24 Land in units.....acres..	885	.....	27,025	9,086	.....	18,782
25 Home farms.....acres..	668	.....	24,592	8,725	.....	15,549
26 Cropper farms.....acres..	217	.....	2,433	361	.....	3,233
27 Cropland harvested.....acres..	287	.....	5,662	541	.....	5,287
28 Corn harvested for grain.....units reporting..	5	.....	48	2	.....	44
29 ..subunits reporting..	9	.....	127	3	.....	71
30 ..acres..	143	.....	3,629	110	.....	1,897
31 ..bushels..	3,129	.....	64,190	650	.....	17,280
32 Cotton harvested.....units reporting..	4	.....	.....	.....	.....	17
33 ..subunits reporting..	6	.....	.....	.....	.....	32
34 ..acres..	67	.....	.....	.....	.....	210
35 ..bales..	39	.....	.....	.....	.....	70
36 Tobacco harvested.....units reporting..	.....	.....	27	1	.....	46
37 ..subunits reporting..	.....	.....	39	1	.....	78
38 ..acres..	.....	.....	315	2	.....	343
39 ..pounds..	.....	.....	421,116	1,600	.....	343,220
40 Peanuts harvested for picking or threshing....units reporting..	.....	.....	7	1	.....	1
41 ..subunits reporting..	.....	.....	10	1	.....	3
42 ..acres..	.....	.....	133	4	.....	18
43 ..pounds..	.....	.....	65,800	1,260	.....	11,400
44 Horses and mules.....units reporting..	3	.....	43	5	.....	41
45 ..number..	4	.....	213	11	.....	96
46 Farms not in multiple units.....number..	1,512	35	1,142	416	133	622
47 Land in farms.....acres..	129,672	27,896	208,410	104,826	24,680	128,539

County Table 1.—MULTIPLE-UNIT OPERATIONS: CENSUS OF 1950—Continued

[Data for farm units, land in farms, and number of horses and mules relate to April 1, 1950; those for cropland harvested and crops harvested relate to 1949]

Item (For definitions and explanations, see text)	Holmes	Jackson	Jefferson	Lafayette	Leon	Liberty	Madison
1 All farms.....number..	1,811	3,662	1,083	439	1,219	238	1,213
2 Land in farms.....acres..	194,605	450,326	241,084	90,169	190,133	42,495	221,028
3 Cropland harvested.....acres..	50,692	144,386	56,449	22,777	29,659	2,524	59,468
4 Corn harvested for grain.....farms reporting..	1,245	2,743	811	285	744	88	848
5 ..acres..	17,465	48,404	19,696	4,611	13,524	883	20,107
6 ..bushels..	200,617	503,636	225,453	39,963	156,513	9,122	184,628
7 Cotton harvested.....farms reporting..	882	1,379	372	27	337	4	467
8 ..acres..	7,421	8,767	2,072	205	1,394	47	3,367
9 ..bales..	3,176	3,603	676	69	490	17	1,296
10 Tobacco harvested.....farms reporting..	23	76	175	378	20	1	891
11 ..acres..	52	162	340	1,322	46	1	2,401
12 ..pounds..	44,094	141,488	323,604	1,427,555	41,569	153	2,352,989
13 Peanuts harvested for picking or threshing...farms reporting..	499	2,387	201	62	171	.....	27
14 ..acres..	3,638	33,699	1,247	161	577	.....	338
15 ..pounds..	2,767,171	26,828,092	669,489	95,585	260,144	.....	106,915
16 Horses and mules.....farms reporting..	1,244	2,690	742	262	825	115	887
17 ..number..	1,920	5,562	1,231	321	1,374	146	1,409
18 Multiple-unit operations.....number..	77	134	22	4	9	1	42
19 Subunits in multiple-unit operations.....number..	171	295	46	8	19	2	91
20 Home farms.....number..	75	130	22	4	9	1	41
21 Cropper farms.....number..	96	165	24	4	10	1	50
22 Land owned by landlord.....acres..	16,391	48,955	35,806	690	14,463	200	14,193
23 Land rented from others by landlord.....acres..	463	5,318	665	70	.....	.....	2,837
24 Land in units.....acres..	15,574	46,088	33,308	725	11,665	199	15,911
25 Home farms.....acres..	10,706	37,843	32,137	472	11,386	198	13,784
26 Cropper farms.....acres..	4,868	8,245	1,171	253	279	1	2,127
27 Cropland harvested.....acres..	5,802	15,627	5,416	333	1,054	42	4,780
28 Corn harvested for grain.....units reporting..	69	124	19	4	6	.....	38
29 ..subunits reporting..	103	187	29	5	10	.....	57
30 ..acres..	2,163	4,975	1,269	83	519	.....	1,497
31 ..bushels..	25,733	53,888	14,730	480	6,015	.....	13,530
32 Cotton harvested.....units reporting..	64	80	5	1	4	.....	23
33 ..subunits reporting..	93	114	7	1	4	.....	34
34 ..acres..	939	799	55	5	15	.....	282
35 ..bales..	408	383	13	1	5	.....	112
36 Tobacco harvested.....units reporting..	2	3	11	4	.....	.....	40
37 ..subunits reporting..	3	3	11	5	.....	.....	58
38 ..acres..	5	7	34	15	.....	.....	169
39 ..pounds..	3,400	7,190	35,900	20,335	.....	.....	165,969
40 Peanuts harvested for picking or threshing...units reporting..	58	118	4	1	1	.....	1
41 ..subunits reporting..	89	195	6	1	1	.....	1
42 ..acres..	822	3,833	74	1	30	.....	8
43 ..pounds..	529,327	2,832,681	29,200	250	13,000	.....	5,000
44 Horses and mules.....units reporting..	59	116	18	3	6	1	41
45 ..number..	159	385	62	5	30	1	107
46 Farms not in multiple units.....number..	1,640	3,367	1,037	431	1,200	236	1,122
47 Land in farms.....acres..	179,031	404,238	207,776	89,444	178,468	42,296	205,117

Item (For definitions and explanations, see text)	Okaloosa	Santa Rosa	Suwannee	Union	Wakulla	Walton	Washington
1 All farms.....number..	998	1,404	2,009	403	343	1,268	1,195
2 Land in farms.....acres..	103,349	122,359	320,084	87,169	35,266	136,276	111,807
3 Cropland harvested.....acres..	20,966	46,192	92,875	12,609	5,269	29,701	23,026
4 Corn harvested for grain.....farms reporting..	384	1,394	262	80	788	.....	781
5 ..acres..	8,196	11,198	26,469	4,699	1,161	10,232	10,583
6 ..bushels..	105,870	197,044	242,471	54,999	9,721	135,300	108,257
7 Cotton harvested.....farms reporting..	342	544	66	.....	.....	408	219
8 ..acres..	3,031	7,466	263	.....	.....	3,191	1,222
9 ..bales..	1,193	3,051	81	.....	.....	1,185	472
10 Tobacco harvested.....farms reporting..	.....	.....	1,521	165	.....	1	1
11 ..acres..	.....	.....	4,692	535	.....	(1)	(1)
12 ..pounds..	.....	.....	4,549,715	548,045	.....	125	3
13 Peanuts harvested for picking or threshing...farms reporting..	68	442	174	5	16	183	129
14 ..acres..	650	6,790	1,554	86	307	1,158	967
15 ..pounds..	605,670	6,511,004	1,183,893	28,500	286,795	1,032,930	640,375
16 Horses and mules.....farms reporting..	599	602	1,242	307	141	752	820
17 ..number..	901	856	1,671	575	181	998	1,122
18 Multiple-unit operations.....number..	20	36	150	9	.....	11	20
19 Subunits in multiple-unit operations.....number..	40	74	322	18	.....	28	41
20 Home farms.....number..	20	35	147	9	.....	10	20
21 Cropper farms.....number..	20	39	175	9	.....	18	21
22 Land owned by landlord.....acres..	7,212	4,937	54,357	3,655	.....	3,086	4,255
23 Land rented from others by landlord.....acres..	391	858	7,614	540	.....	.....	135
24 Land in units.....acres..	6,148	5,570	60,834	3,678	.....	2,509	4,342
25 Home farms.....acres..	5,307	3,366	46,600	3,234	.....	1,328	3,446
26 Cropper farms.....acres..	841	2,204	14,234	444	.....	1,181	896
27 Cropland harvested.....acres..	1,349	2,554	18,308	288	.....	1,102	1,314
28 Corn harvested for grain.....units reporting..	19	27	122	7	.....	10	18
29 ..subunits reporting..	30	45	163	10	.....	21	26
30 ..acres..	698	935	4,972	129	.....	506	526
31 ..bushels..	9,889	17,365	42,837	1,252	.....	5,180	7,440
32 Cotton harvested.....units reporting..	18	22	5	.....	.....	8	9
33 ..subunits reporting..	25	29	6	.....	.....	17	13
34 ..acres..	319	426	56	.....	.....	171	84
35 ..bales..	119	177	27	.....	.....	68	44
36 Tobacco harvested.....units reporting..	.....	.....	134	3	.....	.....	.....
37 ..subunits reporting..	.....	.....	171	3	.....	.....	.....
38 ..acres..	.....	.....	615	8	.....	.....	.....
39 ..pounds..	.....	.....	647,341	10,800	.....	.....	.....
40 Peanuts harvested for picking or threshing...units reporting..	11	22	13	1	.....	5	8
41 ..subunits reporting..	14	31	16	2	.....	9	14
42 ..acres..	213	485	404	8	.....	89	233
43 ..pounds..	177,300	428,630	308,356	4,000	.....	88,225	102,700
44 Horses and mules.....units reporting..	17	14	126	8	.....	10	13
45 ..number..	33	22	256	20	.....	20	37
46 Farms not in multiple units.....number..	958	1,330	1,687	385	343	1,240	1,154
47 Land in farms.....acres..	97,201	116,789	259,250	83,491	35,266	133,767	107,465

<sup>1</sup> Less than 1 acre.

MULTIPLE-UNIT OPERATIONS

Economic Area Table 1.— MULTIPLE-UNIT OPERATIONS,

[Data for units, land in units, and number of horses and mules relate to April 1, 1950:

Item (For definitions and explanations, see text)	Total, selected areas									
	Total	Size of unit								
		Under 30 acres	30 to 49 acres	50 to 69 acres	70 to 99 acres	100 to 139 acres	140 to 179 acres	180 to 219 acres	220 to 259 acres	
1 Multiple-unit operations.....number..	793	9	27	27	68	106	94	72	43	
2 Subunits in multiple-unit operations.....total number..	1,784	21	59	57	151	222	197	160	93	
3 Home farms.....number..	773	8	26	27	64	104	92	72	41	
4 Cropper farms.....number..	1,011	13	33	30	87	118	105	88	52	
5 Land in multiple-unit operations.....total acres..	350,526	173	1,092	1,620	5,677	12,498	14,875	14,192	10,270	
6 Home farms.....acres..	296,035	97	639	902	3,155	7,993	10,407	10,242	7,729	
7 Cropper farms.....acres..	54,491	76	453	718	2,522	4,505	4,468	3,950	2,541	
8 Cropland harvested.....total acres..	90,644	104	460	753	2,811	5,848	6,177	5,913	4,608	
9 Corn harvested for grain.....multiple units reporting..	689	7	19	22	58	91	80	64	35	
10 subunits reporting..	1,092	12	34	32	95	143	125	101	58	
11 acres..	29,457	62	297	355	1,425	2,519	2,581	2,515	1,763	
12 bushels..	340,223	992	3,263	4,420	16,904	28,254	29,383	29,041	18,200	
13 Cotton harvested.....multiple units reporting..	262	4	5	10	30	48	36	24	13	
14 subunits reporting..	385	4	5	12	36	70	50	37	19	
15 acres..	3,502	14	25	74	236	450	391	413	227	
16 bales..	1,517	5	11	28	97	202	168	172	100	
17 Tobacco harvested.....multiple units reporting..	368	1	4	7	14	36	38	35	24	
18 subunits reporting..	505	2	4	9	18	43	46	43	33	
19 acres..	2,184	3	6	24	48	131	167	152	113	
20 pounds..	2,396,601	2,400	8,050	21,406	50,576	176,982	176,585	155,987	127,204	
21 Peanuts harvested for picking or threshing.....multiple units reporting..	283	2	5	8	30	51	36	24	15	
22 subunits reporting..	437	2	6	11	35	75	59	40	25	
23 acres..	7,246	5	23	83	292	724	638	459	513	
24 pounds..	5,229,413	2,400	17,325	75,445	252,638	572,435	468,868	282,040	309,610	
25 Horses and mules.....multiple units reporting..	639	4	15	16	51	89	77	56	35	
26 number..	1,764	5	22	30	97	182	172	133	83	
Landlord-tenant operations containing multiple units:										
27 All subunits including home farm.....number..	2,277	25	68	64	178	250	227	185	98	
28 Land in all subunits including home farm.....acres..	378,013	303	1,297	1,761	6,563	14,411	16,238	15,248	10,363	
29 Owned by operator of multiple unit.....acres..	345,788	146	1,096	1,441	6,024	13,446	15,525	13,432	9,263	
30 Rented by operator of multiple unit.....acres..	32,225	157	241	320	539	965	713	1,816	1,100	
31 Subunits not included in multiple units..operators reporting..	203	3	8	6	12	18	22	18	5	
32 number..	493	4	9	7	27	28	30	25	5	
33 Share tenants.....number..	119	.....	2	.....	7	6	12	6	1	
34 Other tenants, not croppers nor share tenants.....number..	374	4	7	7	20	22	18	19	4	
35 Land in subunits not included in multiple units.....acres..	27,487	130	205	141	886	1,913	1,363	1,056	93	

Item (For definitions and explanations, see text)	Area 3			
	Total	Size of unit		
		Under 30 acres	30 to 49 acres	50 to 69 acres
1 Multiple-unit operations.....number..	680	8	18	20
2 Subunits in multiple-unit operations.....total number..	1,544	19	41	43
3 Home farms.....number..	662	7	17	20
4 Cropper farms.....number..	882	12	24	23
5 Land in multiple-unit operations.....total acres..	313,637	153	710	1,204
6 Home farms.....acres..	265,930	86	434	663
7 Cropper farms.....acres..	47,707	67	276	541
8 Cropland harvested.....total acres..	81,793	94	306	609
9 Corn harvested for grain.....multiple units reporting..	593	6	12	17
10 subunits reporting..	932	11	23	24
11 acres..	26,117	53	166	285
12 bushels..	289,400	692	1,818	3,480
13 Cotton harvested.....multiple units reporting..	199	4	4	8
14 subunits reporting..	291	4	4	10
15 acres..	2,361	14	20	36
16 bales..	1,019	5	9	20
17 Tobacco harvested.....multiple units reporting..	368	1	4	7
18 subunits reporting..	505	2	4	9
19 acres..	2,184	3	6	24
20 pounds..	2,396,601	2,400	8,050	21,406
21 Peanuts harvested for picking or threshing.....multiple units reporting..	227	2	4	6
22 subunits reporting..	352	2	5	8
23 acres..	5,923	5	22	75
24 pounds..	4,177,214	2,400	17,200	68,945
25 Horses and mules.....multiple units reporting..	567	4	10	13
26 number..	1,611	5	17	25
Landlord-tenant operations containing multiple units:				
27 All subunits including home farm.....number..	2,004	23	48	46
28 Land in all subunits including home farm.....acres..	338,406	283	879	1,265
29 Owned by operator of multiple unit.....acres..	308,693	126	752	1,025
30 Rented by operator of multiple unit.....acres..	29,713	157	127	240
31 Subunits not included in multiple units..operators reporting..	180	3	6	3
32 number..	460	4	7	3
33 Share tenants.....number..	110	.....	2	.....
34 Other tenants, not croppers nor share tenants.....number..	350	4	5	3
35 Land in subunits not included in multiple units.....acres..	24,769	130	169	61

BY SIZE OF UNIT: CENSUS OF 1950

those for cropland harvested and crops harvested relate to 1949]

Total, selected areas—Continued			Area 1												
Size of unit—Con.			Total	Size of unit											
260 to 499 acres	500 to 999 acres	1,000 acres and over		Under 30 acres	30 to 49 acres	50 to 69 acres	70 to 99 acres	100 to 139 acres	140 to 179 acres	180 to 219 acres	220 to 259 acres	260 to 499 acres	500 to 999 acres	1,000 acres and over	
179	99	69	113	1	9	7	15	23	16	6	5	17	9	5	1
401	247	176	240	2	18	14	30	48	32	12	11	39	22	12	2
176	95	68	111	1	9	7	15	23	15	6	5	17	8	5	3
225	152	108	129	1	9	7	15	23	17	6	6	22	14	7	4
63,375	66,658	160,096	36,889	20	382	416	1,232	2,692	2,492	1,153	1,157	5,556	5,592	16,197	5
50,533	55,009	149,329	30,105	11	205	239	751	1,626	1,530	707	862	4,314	4,427	15,433	6
12,842	11,649	10,767	6,784	9	177	177	481	1,066	962	446	295	1,242	1,165	764	7
21,023	18,836	24,111	8,851	10	154	144	589	1,369	903	558	558	1,987	1,217	1,362	8
166	88	59	96	1	7	5	11	21	13	4	5	16	8	5	9
244	148	100	160	1	11	8	18	34	20	5	9	31	16	7	10
6,778	5,175	6,027	3,340	9	91	70	280	637	328	168	264	747	461	285	11
78,093	56,342	75,331	50,823	300	1,445	940	4,094	7,990	5,385	5,000	3,940	11,049	7,477	5,360	12
54	23	15	63	.....	1	2	9	14	11	4	3	14	3	2	13
81	46	25	94	.....	1	2	10	21	17	5	5	21	10	2	14
962	481	229	1,141	.....	5	18	76	179	151	116	54	354	133	55	15
432	226	76	498	.....	2	8	27	87	52	46	33	176	54	13	16
117	59	33	.....	.....	.....	.....	.....	.....	.....	.....	.....	.....	.....	.....	17
161	99	47	.....	.....	.....	.....	.....	.....	.....	.....	.....	.....	.....	.....	18
618	535	387	.....	.....	.....	.....	.....	.....	.....	.....	.....	.....	.....	.....	19
662,563	601,687	413,161	.....	.....	.....	.....	.....	.....	.....	.....	.....	.....	.....	.....	20
52	33	27	56	.....	1	2	8	15	5	4	3	10	4	4	21
79	61	44	85	.....	1	3	8	23	7	5	5	15	10	8	22
1,328	1,198	1,983	1,323	.....	1	8	103	245	112	92	89	252	150	271	23
1,084,029	783,909	1,380,734	1,052,199	.....	125	6,500	106,860	200,488	56,500	55,900	23,800	259,682	139,000	203,344	24
153	86	57	72	.....	3	10	16	16	12	4	3	10	6	3	25
382	282	376	153	.....	5	5	18	30	26	7	7	21	19	15	26
458	306	418	273	2	20	18	31	51	34	13	11	47	24	22	27
66,541	71,076	174,212	39,607	20	418	496	1,268	2,769	2,565	1,194	1,157	5,999	6,076	17,645	28
58,059	63,505	163,891	37,095	20	304	416	1,091	2,422	2,500	1,095	1,062	5,158	5,532	17,495	29
8,482	7,571	10,321	2,512	.....	114	80	177	347	65	99	95	544	544	150	30
44	30	37	23	.....	2	3	1	3	2	1	.....	6	2	3	31
57	59	242	33	.....	2	4	1	3	2	1	.....	8	2	10	32
28	23	34	9	.....	.....	.....	1	.....	1	.....	.....	4	1	2	33
29	36	208	24	.....	2	4	.....	3	1	.....	.....	4	1	8	34
3,166	4,418	14,116	2,718	.....	36	80	36	77	73	41	.....	443	484	1,448	35

Area 3—Continued

Size of unit—Continued

100 to 139 acres	140 to 179 acres	180 to 219 acres	220 to 259 acres	260 to 499 acres	500 to 999 acres	1,000 acres and over
83	78	66	38	162	90	64
174	165	148	82	362	225	164
81	77	66	36	159	87	63
93	88	82	46	203	138	101
9,806	12,383	13,039	9,113	57,819	61,066	143,899
6,367	8,877	9,535	6,867	46,219	50,282	133,896
3,439	3,506	3,504	2,246	11,600	10,484	10,003
4,479	5,274	5,355	4,050	19,036	17,619	22,749
70	67	60	30	150	80	54
109	105	96	49	213	132	93
1,882	2,253	2,347	1,499	6,031	4,714	5,742
20,264	23,998	24,041	14,260	67,044	51,022	69,971
34	25	20	10	40	20	13
49	33	32	14	67	36	23
271	240	297	173	608	348	174
115	116	126	67	256	172	63
36	38	35	24	117	59	33
43	46	43	33	161	99	47
131	167	152	113	618	535	387
176,932	176,585	155,987	127,204	662,563	601,687	413,161
36	31	20	12	42	29	23
52	52	35	20	64	51	36
479	526	367	424	1,076	1,048	1,712
371,927	412,368	226,140	285,810	824,347	644,909	1,177,390
73	65	52	32	143	80	54
152	146	126	76	361	263	361
199	193	172	87	411	282	396
11,642	13,673	14,054	9,206	60,542	65,000	156,567
11,024	13,025	12,337	8,201	52,901	57,973	146,396
618	648	1,717	1,005	7,641	7,027	10,171
15	20	17	5	38	28	34
25	28	24	5	49	57	232
6	11	6	1	24	22	32
19	17	18	4	25	35	200
1,836	1,290	1,015	93	2,723	3,934	12,668

MULTIPLE-UNIT OPERATIONS

Economic Area Table 2.—MULTIPLE-UNIT OPERATIONS, BY COLOR

[Data for units, land in units, and number of horses and mules relate to April 1, 1950;

Item (For definitions and explanations, see text)	Total, selected areas											
	All operators			Color and tenure of operator								
	Total	White	Non-white	Full owners			Part owners			Managers		
				Total	White	Non-white	Total	White	Non-white	Total	White	Non-white
1 Multiple-unit operations.....number..	793	732	61	574	538	36	182	162	20	10	10	.....
2 Subunits in multiple-unit operations..total number..	1,784	1,654	130	1,277	1,202	75	414	369	45	36	36	.....
3 Home farms.....number..	773	712	61	556	520	36	182	162	20	8	8	.....
4 Cropper farms.....number..	1,011	942	69	721	682	39	232	207	25	28	28	.....
5 Land in multiple-unit operations.....total acres..	350,526	341,199	9,327	229,461	224,723	4,738	79,038	74,796	4,242	33,264	33,264	.....
6 Home farms.....acres..	296,035	288,689	7,346	189,507	185,780	3,727	67,283	63,881	3,402	31,764	31,764	.....
7 Cropper farms.....acres..	54,491	52,510	1,981	39,954	38,943	1,011	11,755	10,915	840	1,500	1,500	.....
8 Cropland harvested.....total acres..	90,644	86,421	4,223	55,943	54,415	1,528	26,574	24,089	2,485	4,190	4,190	.....
9 Corn harvested for grain..multiple units reporting..	689	636	53	491	461	30	165	146	19	9	9	.....
10 subunits reporting..	1,092	1,010	82	776	730	46	254	225	29	27	27	.....
11 acres..	29,457	27,846	1,611	19,630	18,943	687	7,580	6,772	808	1,332	1,332	.....
12 bushels..	340,223	326,472	13,751	226,271	221,200	5,071	79,219	72,157	7,062	24,570	24,570	.....
13 Cotton harvested.....multiple units reporting..	262	233	29	191	176	15	62	51	11	.....	.....	.....
14 subunits reporting..	385	344	41	282	260	22	91	76	15	.....	.....	.....
15 acres..	3,502	3,286	216	2,451	2,361	90	927	831	96	.....	.....	.....
16 bales..	1,517	1,443	74	1,031	999	32	432	397	35	.....	.....	.....
17 Tobacco harvested.....multiple units reporting..	368	346	22	255	242	13	92	84	8	6	6	.....
18 subunits reporting..	505	474	31	345	327	18	128	117	11	9	9	.....
19 acres..	2,184	2,114	70	1,425	1,386	39	556	531	25	115	115	.....
20 pounds..	2,396,601	2,332,619	63,982	1,543,276	1,508,494	34,782	638,491	615,191	23,300	127,300	127,300	.....
21 Peanuts harvested for picking or threshing....multiple units reporting..	283	259	24	202	189	13	73	63	10	2	2	.....
22 subunits reporting..	437	400	37	306	287	19	117	101	16	3	3	.....
23 acres..	7,246	6,568	678	4,749	4,591	158	2,243	1,742	501	16	16	.....
24 pounds..	5,229,413	4,884,688	344,725	3,529,972	3,457,047	72,925	1,523,124	1,275,324	247,800	15,000	15,000	.....
25 Horses and mules.....multiple units reporting..	639	588	51	448	422	26	161	141	20	8	8	.....
26 number..	1,764	1,633	131	1,153	1,099	54	472	405	67	92	92	.....
Landlord-tenant operations containing multiple units:												
27 All subunits including home farm.....number..	2,277	2,108	169	1,569	1,474	95	500	438	62	145	145	.....
28 Land in all subunits including home farm..acres..	378,013	367,424	10,589	246,968	241,617	5,351	83,590	78,711	4,879	38,265	38,265	.....
29 Owned by operator of multiple unit..acres..	345,788	336,796	8,992	246,968	241,617	5,351	60,555	56,914	3,641	38,265	38,265	.....
30 Rented by operator of multiple unit.....acres..	32,225	30,628	1,597	.....	.....	.....	23,035	21,797	1,238	.....	.....	.....
31 Subunits not included in multiple units.....operators reporting..	203	180	23	142	127	15	49	42	7	7	7	.....
32 number..	493	454	39	292	272	20	86	69	17	109	109	.....
33 Share tenants.....number..	119	113	6	83	78	5	27	26	1	8	8	.....
34 Other tenants, not croppers nor share tenants.....number..	374	341	33	209	194	15	59	43	16	101	101	.....
35 Land in subunits not included in multiple units.....acres..	27,487	26,225	1,262	17,507	16,894	613	4,552	3,915	637	5,001	5,001	.....

Item (For definitions and explanations, see text)	Area 3				
	All operators			Color and tenure of operator	
	Total	White	Nonwhite	Full owners	
				Total	White
1 Multiple-unit operations.....number..	680	623	57	488	454
2 Subunits in multiple-unit operations..total number..	1,544	1,423	121	1,094	1,023
3 Home farms.....number..	662	605	57	472	438
4 Cropper farms.....number..	882	818	64	622	585
5 Land in multiple-unit operations.....total acres..	313,637	304,729	8,908	202,301	197,758
6 Home farms.....acres..	265,930	258,915	7,015	167,628	164,068
7 Cropper farms.....acres..	47,707	45,814	1,893	34,673	33,690
8 Cropland harvested.....total acres..	81,793	77,744	4,049	49,252	47,784
9 Corn harvested for grain..multiple units reporting..	593	544	49	419	391
10 subunits reporting..	932	858	74	657	614
11 acres..	26,117	24,597	1,520	17,157	16,487
12 bushels..	289,400	277,547	11,853	187,961	183,245
13 Cotton harvested.....multiple units reporting..	199	172	27	143	129
14 subunits reporting..	291	252	39	210	189
15 acres..	2,361	2,162	199	1,681	1,593
16 bales..	1,019	950	69	712	681
17 Tobacco harvested.....multiple units reporting..	368	346	22	255	242
18 subunits reporting..	505	474	31	345	327
19 acres..	2,184	2,114	70	1,425	1,386
20 pounds..	2,396,601	2,332,619	63,982	1,543,276	1,508,494
21 Peanuts harvested for picking or threshing....multiple units reporting..	227	206	21	162	151
22 subunits reporting..	352	319	33	246	229
23 acres..	5,923	5,271	652	3,759	3,617
24 pounds..	4,177,214	3,837,114	340,100	2,758,787	2,686,987
25 Horses and mules.....multiple units reporting..	567	519	48	395	370
26 number..	1,611	1,486	125	1,041	988
Landlord-tenant operations containing multiple units:					
27 All subunits including home farm.....number..	2,004	1,847	157	1,358	1,269
28 Land in all subunits including home farm..acres..	338,406	328,331	10,075	217,360	212,262
29 Owned by operator of multiple unit..acres..	308,693	300,114	8,579	217,360	212,262
30 Rented by operator of multiple unit.....acres..	29,713	28,217	1,496	.....	.....
31 Subunits not included in multiple units.....operators reporting..	180	160	20	123	110
32 number..	460	424	36	264	246
33 Share tenants.....number..	110	104	6	75	70
34 Other tenants, not croppers nor share tenants.....number..	350	320	30	189	176
35 Land in subunits not included in multiple units.....acres..	24,769	23,602	1,167	15,059	14,504

AND TENURE OF OPERATOR: CENSUS OF 1950

those for cropland harvested and crops harvested relate to 1949]

Total, selected areas—Continued			Area 1																
Color and tenure of operator—Con.			All operators			Color and tenure of operator									Tenants				
Tenants						Full owners			Part owners			Managers			Tenants				
Total	White	Non-white	Total	White	Non-white	Total	White	Non-white	Total	White	Non-white	Total	White	Non-white	Total	White	Non-white		
27	22	5	113	109	4	86	84	2	22	21	1	.....	.....	.....	5	4	1	1	
57	47	10	240	231	9	183	179	4	47	44	3	.....	.....	.....	10	8	2	2	
27	22	5	111	107	4	84	82	2	22	21	1	.....	.....	.....	5	4	1	3	
30	25	5	129	124	5	99	97	2	25	23	2	.....	.....	.....	5	4	1	4	
8,763	8,416	347	36,889	36,470	419	27,160	26,965	195	9,327	9,195	132	.....	.....	.....	402	310	92	5	
7,481	7,264	217	30,105	29,774	331	21,879	21,712	167	7,928	7,851	77	.....	.....	.....	298	211	87	6	
1,282	1,152	130	6,784	6,696	88	5,281	5,253	28	1,399	1,344	55	.....	.....	.....	104	99	5	7	
3,937	3,727	210	8,851	8,677	174	6,691	6,631	60	1,893	1,829	64	.....	.....	.....	267	217	50	8	
24	20	4	96	92	4	72	70	2	20	19	1	.....	.....	.....	4	3	1	9	
35	28	7	160	152	8	119	116	3	34	31	3	.....	.....	.....	7	5	2	10	
915	799	116	3,340	3,249	91	2,473	2,456	17	764	725	39	.....	.....	.....	103	68	35	11	
10,163	8,545	1,618	50,823	48,925	1,898	38,310	37,955	355	10,635	9,895	740	.....	.....	.....	1,878	1,075	803	12	
9	6	3	63	61	2	48	47	1	12	12	.....	.....	.....	.....	3	2	1	13	
12	8	4	94	92	2	72	71	1	18	18	.....	.....	.....	.....	4	3	1	14	
124	94	30	1,141	1,124	17	770	768	2	316	316	.....	.....	.....	.....	55	40	15	15	
54	47	7	498	493	5	319	318	1	157	157	.....	.....	.....	.....	22	18	4	16	
15	14	1	.....	.....	.....	.....	.....	.....	.....	.....	.....	.....	.....	.....	.....	.....	.....	.....	17
23	21	2	.....	.....	.....	.....	.....	.....	.....	.....	.....	.....	.....	.....	.....	.....	.....	.....	18
88	82	6	.....	.....	.....	.....	.....	.....	.....	.....	.....	.....	.....	.....	.....	.....	.....	.....	19
87,534	81,634	5,900	.....	.....	.....	.....	.....	.....	.....	.....	.....	.....	.....	.....	.....	.....	.....	.....	20
6	5	1	56	53	3	40	38	2	14	13	1	.....	.....	.....	2	2	.....	21	
11	9	2	85	81	4	60	58	2	21	19	2	.....	.....	.....	4	4	.....	22	
238	219	19	1,323	1,297	26	990	974	16	281	271	10	.....	.....	.....	52	52	.....	23	
161,317	137,317	24,000	1,052,199	1,047,574	4,625	771,185	770,060	1,125	234,026	230,526	3,500	.....	.....	.....	46,988	46,988	.....	24	
22	17	5	72	69	3	53	52	1	16	15	1	.....	.....	.....	3	2	1	25	
47	37	10	153	147	6	112	111	1	36	34	2	.....	.....	.....	5	2	3	26	
63	51	12	273	261	12	211	205	6	51	47	4	.....	.....	.....	11	9	2	27	
9,190	8,831	359	39,607	39,093	514	29,608	29,355	253	9,579	9,410	169	.....	.....	.....	420	328	92	28	
.....	.....	.....	37,095	36,682	413	29,608	29,355	253	7,487	7,327	160	.....	.....	.....	.....	.....	.....	29	
9,190	8,831	359	2,512	2,411	101	.....	.....	.....	2,092	2,083	9	.....	.....	.....	420	328	92	30	
5	4	1	23	20	3	19	17	2	3	2	1	.....	.....	.....	1	1	.....	31	
6	4	2	33	30	3	28	26	2	4	3	1	.....	.....	.....	1	1	.....	32	
1	1	.....	9	9	.....	8	8	.....	1	1	.....	.....	.....	.....	.....	.....	.....	33	
5	3	2	24	21	3	20	18	2	3	2	1	.....	.....	.....	1	1	.....	34	
427	415	12	2,718	2,623	95	2,448	2,390	58	252	215	37	.....	.....	.....	18	18	.....	35	

Area 3—Continued											
Color and tenure of operator—Continued											
Full owners—Con.		Part owners			Managers			Tenants			
Nonwhite	Total	White	Nonwhite	Total	White	Nonwhite	Total	White	Nonwhite		
34	160	141	19	10	10	.....	22	18	4	1	
71	367	325	42	36	36	.....	47	39	8	2	
34	160	141	19	8	8	.....	22	18	4	3	
37	207	184	23	28	28	.....	25	21	4	4	
4,543	69,711	65,601	4,110	33,264	33,264	.....	8,361	8,106	255	5	
3,560	59,355	56,030	3,325	31,764	31,764	.....	7,183	7,053	130	6	
983	10,356	9,571	785	1,500	1,500	.....	1,178	1,053	125	7	
1,468	24,681	22,260	2,421	4,190	4,190	.....	3,670	3,510	160	8	
28	145	127	18	9	9	.....	20	17	3	9	
43	220	194	26	27	27	.....	28	23	5	10	
670	6,816	6,047	769	1,332	1,332	.....	812	731	81	11	
4,716	68,584	62,262	6,322	24,570	24,570	.....	8,285	7,470	815	12	
14	50	39	11	.....	.....	.....	6	4	2	13	
21	73	58	15	.....	.....	.....	8	5	3	14	
88	611	515	96	.....	.....	.....	69	54	15	15	
31	275	240	35	.....	.....	.....	32	29	3	16	
13	92	84	8	6	6	.....	15	14	1	17	
18	128	117	11	9	9	.....	23	21	2	18	
39	556	531	25	115	115	.....	88	82	6	19	
34,782	638,491	615,191	23,300	127,300	127,300	.....	87,534	81,634	5,900	20	
11	59	50	9	2	2	.....	4	3	1	21	
17	96	82	14	3	3	.....	7	5	2	22	
142	1,962	1,471	491	16	16	.....	186	167	19	23	
71,800	1,289,098	1,044,798	244,300	15,000	15,000	.....	114,329	90,329	24,000	24	
25	145	126	19	8	8	.....	19	15	4	25	
53	436	371	65	92	92	.....	42	35	7	26	
89	449	391	58	145	145	.....	52	42	10	27	
5,098	74,011	69,301	4,710	38,265	38,265	.....	8,770	8,503	267	28	
5,098	53,068	49,587	3,481	38,265	38,265	.....	.....	.....	.....	29	
.....	20,943	19,714	1,229	.....	.....	.....	8,770	8,503	267	30	
13	46	40	6	7	7	.....	4	3	1	31	
18	82	66	16	109	109	.....	5	3	2	32	
5	26	25	1	8	8	.....	1	1	.....	33	
13	56	41	15	101	101	.....	4	2	2	34	
555	4,300	3,700	600	5,001	5,001	.....	409	397	12	35	



MULTIPLE-UNIT OPERATIONS

Economic Area Table 3.—MULTIPLE-UNIT OPERATIONS, BY TYPE OF FARM: CENSUS OF 1950

[Data for units, land in units, and number of horses and mules relate to April 1, 1950; those for cropland harvested and crops harvested relate to 1949]

Item (For definitions and explanations, see text)	Total, selected areas									
	Total	Type of farm								
		Cotton	Tobacco	Peanut	Cotton and tobacco	Cotton and peanut	Tobacco and peanut	Cotton, peanut, and tobacco	Miscellaneous	
1 Multiple-unit operations.....number..	793	29	265	69	32	162	33	4	199	
2 Subunits in multiple-unit operations.....total number..	1,784	63	598	153	73	360	81	10	446	
3 Home farms.....number..	773	27	258	67	31	159	32	4	195	
4 Cropper farms.....number..	1,011	36	340	86	42	201	49	6	251	
5 Land in multiple-unit operations.....total acres..	350,526	8,140	108,281	37,561	9,593	40,751	20,007	4,137	122,056	
6 Home farms.....acres..	296,035	6,147	88,186	32,883	7,588	30,214	16,437	3,792	110,788	
7 Cropper farms.....acres..	54,491	1,993	20,095	4,678	2,005	10,537	3,570	345	11,268	
8 Cropland harvested.....total acres..	90,644	1,881	29,029	8,381	3,283	15,899	4,950	1,361	25,860	
9 Corn harvested for grain.....multiple units reporting..	689	25	232	65	31	155	33	4	144	
10 subunits reporting.....	1,092	41	339	100	50	254	59	10	239	
11 acres.....	29,457	749	9,927	2,834	1,275	5,826	2,063	475	6,308	
12 bushels.....	340,223	8,737	109,580	31,843	12,335	72,352	18,676	4,450	82,248	
13 Cotton harvested.....multiple units reporting..	262	29	9	5	32	162	1	4	20	
14 subunits reporting.....	385	45	11	5	53	240	1	8	22	
15 acres.....	3,502	447	44	38	387	2,335	3	101	147	
16 bales.....	1,517	178	15	22	157	1,051	3	34	57	
17 Tobacco harvested.....multiple units reporting..	368	.....	265	1	32	1	33	4	32	
18 subunits reporting.....	505	.....	361	1	51	1	47	8	36	
19 acres.....	2,184	.....	1,641	10	165	2	229	32	105	
20 pounds.....	2,396,601	.....	1,804,057	11,660	168,565	920	258,853	32,200	120,346	
21 Peanuts harvested for picking or threshing.....multiple units reporting..	283	.....	5	69	1	162	33	4	9	
22 subunits reporting.....	437	.....	6	108	1	258	47	4	13	
23 acres.....	7,246	.....	23	2,415	1	3,547	977	60	223	
24 pounds.....	5,229,413	.....	11,181	1,826,425	250	2,529,370	643,898	26,000	192,289	
25 Horses and mules.....multiple units reporting..	639	23	232	61	32	121	29	4	137	
26 number.....	1,764	49	581	213	69	340	94	19	399	
Landlord-tenant operations containing multiple units:										
27 All subunits including home farm.....number..	2,277	86	671	224	80	463	91	11	651	
28 Land in all subunits including home farm.....acres..	378,013	10,314	114,070	44,248	9,851	45,432	20,287	4,177	129,634	
29 Owned by operator of multiple unit.....acres..	345,788	10,062	101,069	43,087	8,681	40,932	17,286	2,875	121,796	
30 Rented by operator of multiple unit.....acres..	32,225	252	13,001	1,161	1,170	4,500	3,001	1,302	7,838	
31 Subunits not included in multiple units.....operators reporting..	203	8	53	28	4	50	6	1	53	
32 number.....	493	23	73	71	7	103	10	1	205	
33 Share tenants.....number..	119	3	31	25	.....	34	4	.....	22	
34 Other tenants, not croppers nor share tenants.....number..	374	20	42	46	7	69	6	1	183	
35 Land in subunits not included in multiple units.....acres..	27,487	2,174	5,789	6,687	258	4,681	280	40	7,578	

Item (For definitions and explanations, see text)	Area 1									
	Total	Type of farm								
		Cotton	Tobacco	Peanut	Cotton and tobacco	Cotton and peanut	Tobacco and peanut	Cotton, peanut, and tobacco	Miscellaneous	
1 Multiple-unit operations.....number..	113	20	.....	15	.....	39	.....	.....	39	
2 Subunits in multiple-unit operations.....total number..	240	44	.....	33	.....	85	.....	.....	78	
3 Home farms.....number..	111	18	.....	15	.....	39	.....	.....	39	
4 Cropper farms.....number..	129	26	.....	18	.....	46	.....	.....	39	
5 Land in multiple-unit operations.....total acres..	36,889	5,424	.....	10,405	.....	7,747	.....	.....	13,313	
6 Home farms.....acres..	30,105	3,785	.....	9,509	.....	5,398	.....	.....	11,413	
7 Cropper farms.....acres..	6,784	1,639	.....	896	.....	2,349	.....	.....	1,900	
8 Cropland harvested.....total acres..	8,851	1,387	.....	1,166	.....	4,179	.....	.....	2,119	
9 Corn harvested for grain.....multiple units reporting..	96	19	.....	14	.....	39	.....	.....	24	
10 subunits reporting.....	160	34	.....	24	.....	69	.....	.....	33	
11 acres.....	3,340	617	.....	501	.....	1,568	.....	.....	654	
12 bushels.....	50,823	7,578	.....	5,465	.....	27,521	.....	.....	10,259	
13 Cotton harvested.....multiple units reporting..	63	20	.....	1	.....	39	.....	.....	3	
14 subunits reporting.....	94	34	.....	1	.....	56	.....	.....	3	
15 acres.....	1,141	364	.....	5	.....	758	.....	.....	14	
16 bales.....	498	146	.....	3	.....	341	.....	.....	8	
17 Tobacco harvested.....multiple units reporting..	.....	.....	.....	.....	.....	.....	.....	.....	.....	
18 subunits reporting.....	.....	.....	.....	.....	.....	.....	.....	.....	.....	
19 acres.....	.....	.....	.....	.....	.....	.....	.....	.....	.....	
20 pounds.....	.....	.....	.....	.....	.....	.....	.....	.....	.....	
21 Peanuts harvested for picking or threshing.....multiple units reporting..	56	.....	.....	15	.....	39	.....	.....	2	
22 subunits reporting.....	85	.....	.....	21	.....	61	.....	.....	3	
23 acres.....	1,323	.....	.....	388	.....	850	.....	.....	85	
24 pounds.....	1,052,199	.....	.....	304,169	.....	666,430	.....	.....	81,600	
25 Horses and mules.....multiple units reporting..	72	17	.....	10	.....	21	.....	.....	24	
26 number.....	153	37	.....	28	.....	45	.....	.....	43	
Landlord-tenant operations containing multiple units:										
27 All subunits including home farm.....number..	273	58	.....	39	.....	91	.....	.....	85	
28 Land in all subunits including home farm.....acres..	39,607	7,043	.....	10,659	.....	8,201	.....	.....	13,704	
29 Owned by operator of multiple unit.....acres..	37,095	6,791	.....	10,280	.....	7,196	.....	.....	12,828	
30 Rented by operator of multiple unit.....acres..	2,512	252	.....	379	.....	1,005	.....	.....	876	
31 Subunits not included in multiple units.....operators reporting..	23	5	.....	6	.....	6	.....	.....	6	
32 number.....	33	14	.....	6	.....	6	.....	.....	7	
33 Share tenants.....number..	9	2	.....	3	.....	1	.....	.....	1	
34 Other tenants, not croppers nor share tenants.....number..	24	12	.....	3	.....	5	.....	.....	4	
35 Land in subunits not included in multiple units.....acres..	2,718	1,619	.....	254	.....	454	.....	.....	391	

Economic Area Table 3.—MULTIPLE-UNIT OPERATIONS, BY TYPE OF FARM: CENSUS OF 1950—Continued

[Data for units, land in units, and number of horses and mules relate to April 1, 1950; those for cropland harvested and crops harvested relate to 1949]

Item (For definitions and explanations, see text)	Area 3									
	Total	Type of farm							Miscellaneous	
		Cotton	Tobacco	Peanut	Cotton and tobacco	Cotton and peanut	Tobacco and peanut	Cotton, peanut, and tobacco		
1 Multiple-unit operations.....number..	680	9	265	54	32	123	33	4	160	
2 Subunits in multiple-unit operations.....total number..	1,544	19	598	120	73	275	81	10	368	
3 Home farms.....number..	662	9	258	52	31	120	32	4	156	
4 Cropper farms.....number..	882	10	340	68	42	155	49	6	212	
5 Land in multiple-unit operations.....total acres..	313,637	2,716	108,281	27,156	9,593	33,004	20,007	4,137	108,743	
6 Home farms.....acres..	265,930	2,362	88,186	23,374	7,588	24,816	16,437	3,792	99,375	
7 Cropper farms.....acres..	47,707	354	20,095	3,782	2,005	8,188	3,570	345	9,368	
8 Cropland harvested.....total acres..	81,793	494	29,029	7,215	3,283	11,720	4,950	1,361	23,741	
9 Corn harvested for grain.....multiple units reporting..	593	6	232	51	31	116	33	4	120	
10 subunits reporting..	932	7	339	76	50	185	59	10	206	
11 acres..	26,117	132	9,927	2,333	1,275	4,258	2,063	475	5,654	
12 bushels..	289,400	1,159	109,580	26,380	12,335	44,831	18,676	4,450	71,989	
13 Cotton harvested.....multiple units reporting..	199	9	4	4	32	123	1	4	17	
14 subunits reporting..	291	11	11	4	53	184	1	8	19	
15 acres..	2,361	83	44	33	387	1,577	3	101	133	
16 bales..	1,019	32	15	19	157	710	3	34	49	
17 Tobacco harvested.....multiple units reporting..	368	.....	265	1	32	1	33	4	32	
18 subunits reporting..	505	.....	361	1	51	1	47	8	36	
19 acres..	2,184	.....	1,641	10	165	2	229	32	105	
20 pounds..	2,396,601	.....	1,804,037	11,660	168,565	920	258,853	32,200	120,346	
21 Peanuts harvested for picking or threshing.....multiple units reporting..	227	.....	5	54	1	123	33	4	7	
22 subunits reporting..	352	.....	6	87	1	197	47	4	10	
23 acres..	5,923	.....	23	2,027	1	2,697	977	60	138	
24 pounds..	4,177,214	.....	11,181	1,522,236	250	1,862,940	643,898	26,000	110,689	
25 Horses and mules.....multiple units reporting..	567	6	232	51	32	100	29	4	113	
26 number..	1,611	12	581	185	69	295	94	19	356	
Landlord-tenant operations containing multiple units:										
27 All subunits including home farm.....number..	2,004	28	671	185	80	372	91	11	566	
28 Land in all subunits including home farm.....acres..	338,406	3,271	114,070	33,589	9,851	37,231	20,287	4,177	115,930	
29 Owned by operator of multiple unit.....acres..	308,693	3,271	101,069	32,807	8,681	33,736	17,286	2,875	108,968	
30 Rented by operator of multiple unit.....acres..	29,713	.....	13,001	782	1,170	3,495	3,001	1,302	6,962	
31 Subunits not included in multiple units.....operators reporting..	180	3	53	22	4	44	6	1	47	
32 number..	460	9	73	65	7	97	10	1	198	
33 Share tenants.....number..	110	1	31	22	.....	33	4	.....	19	
34 Other tenants, not croppers nor share tenants.....number..	350	8	42	43	7	64	6	1	179	
35 Land in subunits not included in multiple units.....acres..	24,769	555	5,789	6,433	258	4,227	280	40	7,187	

MULTIPLE-UNIT OPERATIONS

Economic Area Table 4.—MULTIPLE-UNIT OPERATIONS, BY ACRES OF CROPLAND HARVESTED: CENSUS OF 1950

[Data for units, land in units, and number of horses and mules relate to April 1, 1950; those for cropland harvested and crops harvested relate to 1949]

Item (For definitions and explanations, see text)	Total, selected areas									
	Total	Acres of cropland harvested								
		None	Under 20 acres	20 to 29 acres	30 to 49 acres	50 to 99 acres	100 to 199 acres	200 to 499 acres	500 acres and over	
1 Multiple-unit operations.....number..	793	21	66	38	135	229	197	89	18	
2 Subunits in multiple-unit operations.....total number..	1,784	42	133	83	290	500	449	236	51	
3 Home farms.....number..	773	21	65	37	133	223	190	86	18	
4 Cropper farms.....number..	1,011	21	68	46	157	277	259	150	33	
5 Land in multiple-unit operations.....total acres..	350,526	11,238	11,604	5,677	29,639	57,913	96,591	85,606	52,258	
6 Home farms.....acres..	296,035	10,205	9,472	4,446	24,001	45,661	80,692	73,487	48,071	
7 Cropper farms.....acres..	54,491	1,033	2,132	1,231	5,638	12,252	15,899	12,119	4,187	
8 Cropland harvested.....total acres..	90,644	.....	715	933	5,356	17,165	27,228	25,246	14,001	
9 Corn harvested for grain.....multiple units reporting..	689	.....	40	32	122	210	186	83	16	
10 subunits reporting..	1,092	.....	47	50	174	336	306	149	30	
11 acres..	29,457	.....	339	470	2,476	7,357	9,597	6,844	2,380	
12 bushels..	340,223	.....	3,920	5,839	28,012	89,811	95,261	82,620	34,760	
13 Cotton harvested.....multiple units reporting..	262	.....	7	11	47	91	75	28	3	
14 subunits reporting..	385	.....	7	11	57	130	116	60	4	
15 acres..	3,502	.....	36	49	339	1,011	1,265	767	35	
16 bales..	1,517	.....	13	22	145	412	581	336	8	
17 Tobacco harvested.....multiple units reporting..	368	.....	24	18	48	101	114	55	8	
18 subunits reporting..	505	.....	27	19	58	130	164	93	14	
19 acres..	2,184	.....	66	56	176	468	669	630	119	
20 pounds..	2,396,601	.....	61,348	57,428	179,366	534,147	732,620	709,634	122,058	
21 Peanuts harvested for picking or threshing.....multiple units reporting..	283	.....	8	10	50	93	82	34	6	
22 subunits reporting..	437	.....	9	11	62	134	143	69	9	
23 acres..	7,246	.....	24	73	470	1,313	3,141	1,507	718	
24 pounds..	5,229,413	.....	14,925	56,600	364,274	944,023	2,384,320	983,542	481,729	
25 Horses and mules.....multiple units reporting..	639	.....	8	26	111	193	163	79	17	
26 number..	1,764	.....	17	66	48	234	446	431	165	
Landlord-tenant operations containing multiple units:										
27 All subunits including home farm.....number..	2,277	.....	51	160	91	343	595	553	340	144
28 Land in all subunits including home farm.....acres..	378,013	.....	12,119	12,335	6,084	31,917	60,904	105,690	90,922	58,042
29 Owned by operator of multiple unit.....acres..	345,788	.....	11,335	11,588	5,674	29,782	55,949	97,136	81,293	53,031
30 Rented by operator of multiple unit.....acres..	32,225	.....	784	747	410	2,135	4,955	8,554	9,629	5,011
31 Subunits not included in multiple units.....operators reporting..	203	.....	4	19	7	33	51	46	31	12
32 number..	493	.....	9	27	8	53	95	104	93	
33 Share tenants.....number..	119	.....	1	6	2	15	22	33	29	11
34 Other tenants, not croppers nor share tenants.....number..	374	.....	8	21	6	38	73	71	82	
35 Land in subunits not included in multiple units.....acres..	27,487	.....	881	731	407	2,278	2,991	9,099	5,316	5,784

Item (For definitions and explanations, see text)	Area 1									
	Total	Acres of cropland harvested								
		None	Under 20 acres	20 to 29 acres	30 to 49 acres	50 to 99 acres	100 to 199 acres	200 to 499 acres	500 acres and over	
1 Multiple-unit operations.....number..	113	8	12	5	21	38	23	5	1	
2 Subunits in multiple-unit operations.....total number..	240	16	24	10	42	77	49	20	2	
3 Home farms.....number..	111	8	12	5	20	38	22	5	1	
4 Cropper farms.....number..	129	8	12	5	22	39	27	15	1	
5 Land in multiple-unit operations.....total acres..	36,889	1,304	790	412	2,563	7,195	14,816	3,469	6,340	
6 Home farms.....acres..	30,105	826	543	241	1,801	5,334	12,583	2,726	6,051	
7 Cropper farms.....acres..	6,784	478	247	171	762	1,861	2,233	743	289	
8 Cropland harvested.....total acres..	8,851	.....	125	116	809	2,897	3,116	1,278	510	
9 Corn harvested for grain.....multiple units reporting..	96	.....	7	5	20	35	23	5	1	
10 subunits reporting..	160	.....	8	8	30	56	40	16	2	
11 acres..	3,340	.....	48	89	382	1,228	1,037	466	90	
12 bushels..	50,823	.....	740	1,445	4,701	17,362	17,165	6,410	3,000	
13 Cotton harvested.....multiple units reporting..	63	.....	2	2	11	26	18	4	.....	
14 subunits reporting..	94	.....	2	2	14	36	27	13	.....	
15 acres..	1,141	.....	17	8	82	389	488	157	.....	
16 bales..	498	.....	5	5	38	144	237	69	.....	
17 Tobacco harvested.....multiple units reporting..	.....	.....	.....	.....	.....	.....	.....	.....	.....	
18 subunits reporting..	.....	.....	.....	.....	.....	.....	.....	.....	.....	
19 acres..	.....	.....	.....	.....	.....	.....	.....	.....	.....	
20 pounds..	.....	.....	.....	.....	.....	.....	.....	.....	.....	
21 Peanuts harvested for picking or threshing.....multiple units reporting..	56	.....	1	2	9	21	18	4	1	
22 subunits reporting..	85	.....	1	3	9	30	26	14	2	
23 acres..	1,323	.....	1	8	88	345	567	239	75	
24 pounds..	1,052,199	.....	125	5,000	92,160	237,000	492,114	153,800	72,000	
25 Horses and mules.....multiple units reporting..	72	.....	2	4	14	27	13	4	1	
26 number..	153	.....	3	7	5	29	54	26	10	
Landlord-tenant operations containing multiple units:										
27 All subunits including home farm.....number..	273	.....	16	29	11	45	86	60	24	2
28 Land in all subunits including home farm.....acres..	39,607	.....	1,304	910	416	2,634	7,631	16,459	3,913	6,340
29 Owned by operator of multiple unit.....acres..	37,095	.....	712	764	416	2,446	7,120	15,384	3,913	6,340
30 Rented by operator of multiple unit.....acres..	2,512	.....	592	146	.....	188	511	1,075	.....	
31 Subunits not included in multiple units.....operators reporting..	23	.....	4	1	3	8	4	3	.....	
32 number..	33	.....	5	1	3	9	11	4	.....	
33 Share tenants.....number..	9	.....	.....	.....	1	3	3	2	.....	
34 Other tenants, not croppers nor share tenants.....number..	24	.....	5	1	2	6	8	2	.....	
35 Land in subunits not included in multiple units.....acres..	2,718	.....	120	4	71	436	1,643	444	.....	

Economic Area Table 4.—MULTIPLE-UNIT OPERATIONS, BY ACRES OF CROPLAND HARVESTED: CENSUS OF 1950—Continued

[Data for units, land in units, and number of horses and mules relate to April 1, 1950; those for cropland harvested and crops harvested relate to 1949]

Item (For definitions and explanations, see text)	Area 3								
	Total	Acres of cropland harvested							
		None	Under 20 acres	20 to 29 acres	30 to 49 acres	50 to 99 acres	100 to 199 acres	200 to 499 acres	500 acres and over
1 Multiple-unit operations.....number..	680	13	54	33	114	191	174	84	17
2 Subunits in multiple-unit operations.....total number..	1,544	26	109	73	248	423	400	216	49
3 Home farms.....number..	662	13	53	32	113	185	168	81	17
4 Cropper farms.....number..	882	13	56	41	135	238	232	135	32
5 Land in multiple-unit operations.....total acres..	313,637	9,934	10,814	5,265	27,076	50,718	81,775	82,137	45,918
6 Home farms.....acres..	265,930	9,379	8,929	4,205	22,200	40,327	68,109	70,761	42,020
7 Cropper farms.....acres..	47,707	555	1,885	1,060	4,876	10,391	13,666	11,376	3,898
8 Cropland harvested.....total acres..	81,793	.....	590	817	4,547	14,268	24,112	23,968	13,491
9 Corn harvested for grain.....multiple units reporting..	593	.....	33	27	102	175	163	78	15
10 Subunits reporting.....	932	.....	39	42	144	280	266	133	28
11 acres.....	26,117	.....	291	381	2,094	6,123	8,560	6,378	2,290
12 bushels.....	289,400	.....	3,180	4,394	23,311	72,449	78,096	76,210	31,760
13 Cotton harvested.....multiple units reporting..	199	.....	5	9	36	65	57	24	3
14 Subunits reporting.....	291	.....	5	9	43	94	89	47	4
15 acres.....	2,361	.....	19	41	257	622	777	610	35
16 bales.....	1,019	.....	8	17	107	268	344	267	8
17 Tobacco harvested.....multiple units reporting..	368	.....	24	18	48	101	114	55	8
18 Subunits reporting.....	505	.....	27	19	58	130	164	93	14
19 acres.....	2,184	.....	66	56	176	468	669	630	119
20 pounds.....	2,396,601	.....	61,348	57,428	179,366	534,147	732,620	709,634	122,058
21 Peanuts harvested for picking or threshing.....multiple units reporting..	227	.....	7	8	41	72	64	30	5
22 Subunits reporting.....	352	.....	8	8	53	104	117	55	7
23 acres.....	5,923	.....	23	65	382	968	2,574	1,268	643
24 pounds.....	4,177,214	.....	14,800	51,600	272,114	707,023	1,892,206	829,742	409,729
25 Horses and mules.....multiple units reporting..	567	.....	6	35	22	97	150	75	16
26 number.....	1,611	.....	14	59	43	205	392	405	338
Landlord-tenant operations containing multiple units:									
27 All subunits including home farm.....number..	2,004	35	131	80	298	509	493	316	142
28 Land in all subunits including home farm.....acres..	338,406	10,815	11,425	5,668	29,283	53,273	89,231	87,009	51,702
29 Owned by operator of multiple unit.....acres..	308,693	10,623	10,824	5,258	27,336	48,829	81,752	77,380	46,691
30 Rented by operator of multiple unit.....acres..	29,713	192	601	410	1,947	4,444	7,479	9,629	5,011
31 Subunits not included in multiple units.....operators reporting..	180	4	15	6	30	43	42	28	12
32 number.....	460	9	22	7	50	86	93	100	93
33 Share tenants.....number..	110	1	6	2	14	19	30	27	11
34 Other tenants, not croppers nor share tenants.....number..	350	8	16	5	36	67	63	73	82
35 Land in subunits not included in multiple units.....acres..	24,769	881	611	403	2,207	2,555	7,456	4,872	5,784

MULTIPLE-UNIT OPERATIONS

Economic Area Table 5.—MULTIPLE-UNIT OPERATIONS, BY NUMBER OF SUBUNITS: CENSUS OF 1950

[Data for units, land in units, and number of horses and mules relate to April 1, 1950; those for cropland harvested and crops harvested relate to 1949]

Item (For definitions and explanations, see text)	Total, selected areas					
	Total	Number of subunits				
		2	3	4	5 to 9	10 to 19
1 Multiple-unit operations.....number..	793	659	99	19	15	1
2 Subunits in multiple-unit operations.....total number..	1,784	1,318	297	76	79	14
3 Home farms.....number..	773	644	99	17	13	
4 Cropper farms.....number..	1,011	674	198	59	66	14
5 Land in multiple-unit operations.....total acres..	350,526	254,085	67,099	16,907	12,344	91
6 Home farms.....acres..	296,035	216,472	57,543	12,640	9,380	
7 Cropper farms.....acres..	54,491	37,613	9,556	4,267	2,964	91
8 Cropland harvested.....total acres..	90,644	63,737	18,915	3,626	4,295	71
9 Corn harvested for grain.....multiple units reporting..	689	563	91	19	15	1
10 subunits reporting..	1,092	801	179	41	58	13
11 acres..	29,457	21,763	5,128	1,074	1,434	58
12 bushels..	340,223	248,667	60,525	14,051	16,420	560
13 Cotton harvested.....multiple units reporting..	262	215	39	5	3	
14 subunits reporting..	385	285	76	11	13	
15 acres..	3,502	2,634	636	96	136	
16 bales..	1,517	1,086	313	47	71	
17 Tobacco harvested.....multiple units reporting..	368	300	49	10	9	
18 subunits reporting..	505	374	89	24	18	
19 acres..	2,184	1,510	413	103	158	
20 pounds..	2,396,601	1,683,003	452,529	103,098	157,971	
21 Peanuts harvested for picking or threshing.....multiple units reporting..	283	231	38	9	5	
22 subunits reporting..	437	321	77	25	14	
23 acres..	7,246	5,059	1,381	452	354	
24 pounds..	5,229,413	3,777,948	845,615	329,650	276,200	
25 Horses and mules.....multiple units reporting..	639	521	87	18	12	1
26 number..	1,764	1,307	305	87	64	1
Landlord-tenant operations containing multiple units:						
27 All subunits including home farm.....number..	2,277	1,667	400	99	90	21
28 Land in all subunits including home farm.....acres..	378,013	273,128	71,292	20,370	12,925	298
29 Owned by operator of multiple unit.....acres..	345,788	252,541	61,444	19,940	11,565	298
30 Rented by operator of multiple unit.....acres..	32,225	20,587	9,848	430	1,360	
31 Subunits not included in multiple units.....operators reporting..	203	155	33	7	7	1
32 number..	493	349	103	23	11	7
33 Share tenants.....number..	119	86	20	8	5	
34 Other tenants, not croppers nor share tenants.....number..	374	263	83	15	6	7
35 Land in subunits not included in multiple units.....acres..	27,487	19,043	4,193	3,463	581	207

Item (For definitions and explanations, see text)	Area 1					
	Total	Number of subunits				
		2	3	4	5 to 9	10 to 19
1 Multiple-unit operations.....number..	113	104	6	1	2	
2 Subunits in multiple-unit operations.....total number..	240	208	18	4	10	
3 Home farms.....number..	111	102	6	1	2	
4 Cropper farms.....number..	129	106	12	3	8	
5 Land in multiple-unit operations.....total acres..	36,889	32,569	1,672	1,660	988	
6 Home farms.....acres..	30,105	26,863	1,139	1,480	623	
7 Cropper farms.....acres..	6,784	5,706	533	180	365	
8 Cropland harvested.....total acres..	8,851	7,036	1,019	210	586	
9 Corn harvested for grain.....multiple units reporting..	96	87	6	1	2	
10 subunits reporting..	160	133	16	1	10	
11 acres..	3,340	2,705	368	3	264	
12 bushels..	50,823	41,578	6,670	50	2,525	
13 Cotton harvested.....multiple units reporting..	63	56	5		2	
14 subunits reporting..	94	74	11		9	
15 acres..	1,141	867	184		90	
16 bales..	498	350	106		42	
17 Tobacco harvested.....multiple units reporting..						
18 subunits reporting..						
19 acres..						
20 pounds..						
21 Peanuts harvested for picking or threshing.....multiple units reporting..	56	49	5	1	1	
22 subunits reporting..	85	64	13	3	5	
23 acres..	1,323	1,014	158	89	62	
24 pounds..	1,052,199	841,117	90,082	55,000	66,000	
25 Horses and mules.....multiple units reporting..	72	65	4	1	2	
26 number..	153	129	10	4	10	
Landlord-tenant operations containing multiple units:						
27 All subunits including home farm.....number..	273	236	19	5	13	
28 Land in all subunits including home farm.....acres..	39,607	34,806	1,709	1,780	1,312	
29 Owned by operator of multiple unit.....acres..	37,095	32,757	1,246	1,780	1,312	
30 Rented by operator of multiple unit.....acres..	2,512	2,049	463			
31 Subunits not included in multiple units.....operators reporting..	23	19	1	1	2	
32 number..	33	28	1	1	3	
33 Share tenants.....number..	9	7		1	1	
34 Other tenants, not croppers nor share tenants.....number..	24	21	1		2	
35 Land in subunits not included in multiple units.....acres..	2,718	2,237	37	120	324	

Economic Area Table 5.—MULTIPLE-UNIT OPERATIONS, BY NUMBER OF SUBUNITS: CENSUS OF 1950—Continued

[Data for units, land in units, and number of horses and mules relate to April 1, 1950; those for cropland harvested and crops harvested relate to 1949]

Item (For definitions and explanations, see text)	Area 3					
	Total	Number of subunits				
		2	3	4	5 to 9	10 to 19
1 Multiple-unit operations.....number..	680	555	93	18	13	1
2 Subunits in multiple-unit operations.....total number..	1,544	1,110	279	72	69	14
3 Home farms.....number..	662	542	93	16	11	14
4 Cropper farms.....number..	882	568	186	56	58	14
5 Land in multiple-unit operations.....total acres..	313,637	221,516	65,427	15,247	11,356	91
6 Home farms.....acres..	265,930	189,609	56,404	11,160	8,737	91
7 Cropper farms.....acres..	47,707	31,907	9,023	4,087	2,599	91
8 Cropland harvested.....total acres..	81,793	56,701	17,896	3,416	3,709	71
9 Corn harvested for grain.....multiple units reporting..	593	476	85	18	13	1
10 subunits reporting..	932	668	163	40	48	13
11 acres..	26,117	19,058	4,760	1,071	1,170	58
12 bushels..	289,400	207,089	53,855	14,001	13,895	560
13 Cotton harvested.....multiple units reporting..	199	159	34	5	1	1
14 subunits reporting..	291	211	65	11	4	4
15 acres..	2,361	1,767	452	96	46	46
16 bales..	1,019	736	207	47	29	29
17 Tobacco harvested.....multiple units reporting..	368	300	49	10	9	9
18 subunits reporting..	505	374	89	24	18	18
19 acres..	2,184	1,510	413	103	158	158
20 pounds..	2,396,601	1,683,003	452,529	103,098	157,971	157,971
21 Peanuts harvested for picking or threshing.....multiple units reporting..	227	182	33	8	4	4
22 subunits reporting..	352	257	64	22	9	9
23 acres..	5,923	4,045	1,223	363	292	292
24 pounds..	4,177,214	2,936,831	755,533	274,650	210,200	210,200
25 Horses and mules.....multiple units reporting..	567	456	83	17	10	1
26 number..	1,611	1,178	295	83	54	1
Landlord-tenant operations containing multiple units:						
27 All subunits including home farm.....number..	2,004	1,431	381	94	77	21
28 Land in all subunits including home farm.....acres..	338,406	238,322	69,583	18,590	11,613	298
29 Owned by operator of multiple unit.....acres..	308,693	219,784	60,198	18,160	10,253	298
30 Rented by operator of multiple unit.....acres..	29,713	18,538	9,385	430	1,360	1
31 Subunits not included in multiple units.....operators reporting..	180	136	32	6	5	1
32 number..	460	321	102	22	8	7
33 Share tenants.....number..	110	79	20	7	4	4
34 Other tenants, not croppers nor share tenants.....number..	350	242	82	15	4	7
35 Land in subunits not included in multiple units.....acres..	24,769	16,806	4,156	3,343	257	207

MULTIPLE-UNIT OPERATIONS

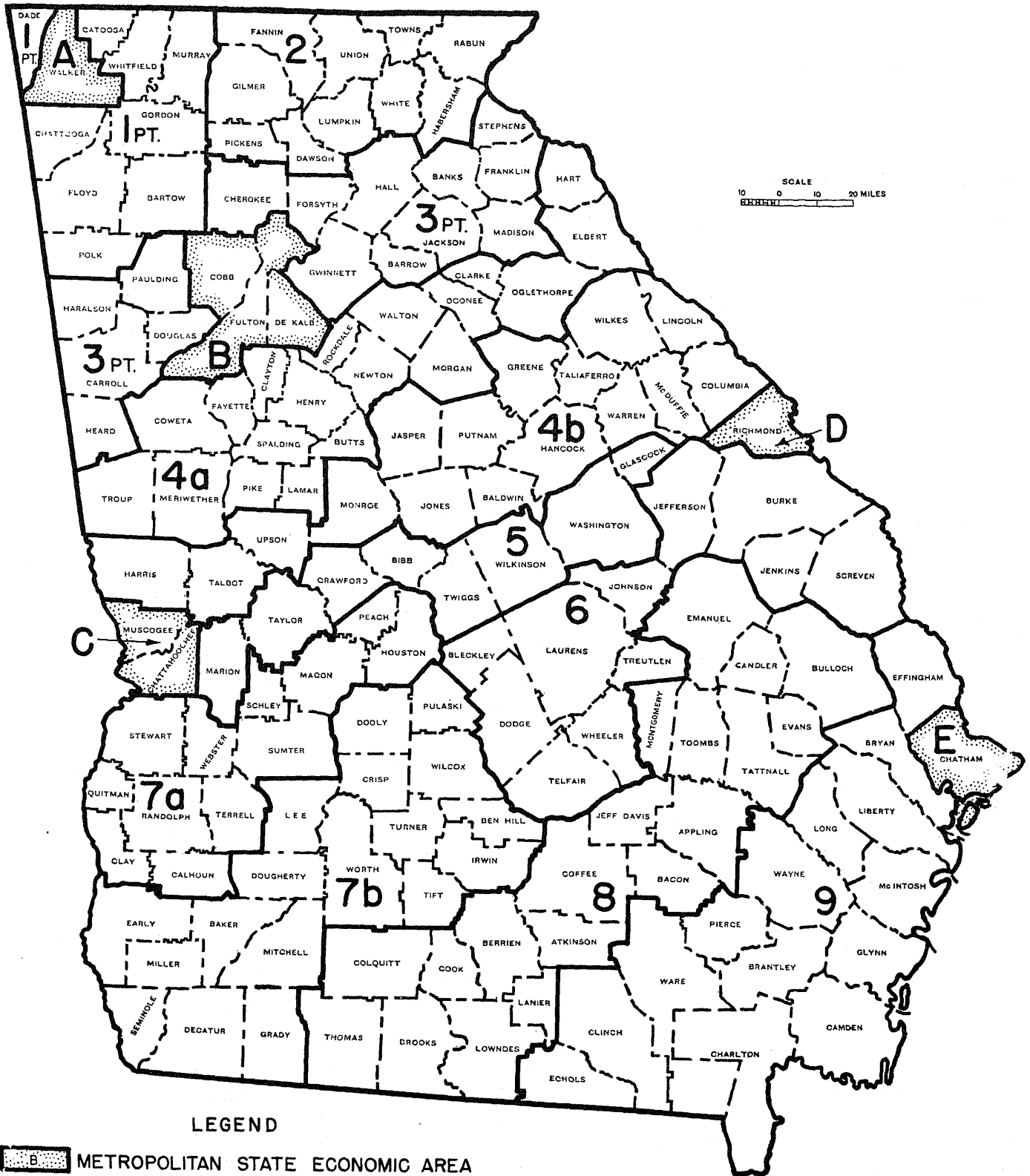
Economic Area Table 6.—MULTIPLE-UNIT OPERATIONS, BY KIND OF TENANTS IN LANDLORD-TENANT OPERATION: CENSUS OF 1950

[Data for units, land in units, and number of horses and mules relate to April 1, 1950; those for cropland harvested and crops harvested relate to 1949]

Item (For definitions and explanations, see text)	Total, selected areas				Area 1			
	Total	Kind of tenant in landlord-tenant operation			Total	Kind of tenant in landlord-tenant operation		
		Croppers only	Croppers, share, and/or other tenants only	Croppers and tenants other than share tenants only		Croppers only	Croppers, share, and/or other tenants only	Croppers and tenants other than share tenants only
1 Multiple-unit operations.....number..	793	590	85	118	113	90	9	14
2 Subunits in multiple-unit operations.....total number..	1,784	1,297	209	278	240	185	23	32
3 Home farms.....number..	773	579	80	114	111	89	8	14
4 Cropper farms.....number..	1,011	718	129	164	129	96	15	18
5 Land in multiple-unit operations.....total acres..	350,526	209,189	70,418	70,919	36,889	27,605	5,018	4,266
6 Home farms.....acres..	296,035	172,156	61,296	62,583	30,105	22,296	4,263	3,546
7 Cropper farms.....acres..	54,491	37,033	9,122	8,336	6,784	5,309	755	720
8 Cropland harvested.....total acres..	90,644	60,468	14,268	15,908	8,851	6,874	1,013	964
9 Corn harvested for grain.....multiple units reporting..	689	518	74	97	96	76	8	12
10 subunits reporting..	1,092	810	128	154	160	120	18	22
11 acres..	29,457	21,404	3,977	4,076	3,340	2,970	396	374
12 bushels..	340,223	253,123	44,126	42,974	50,823	40,308	3,935	6,580
13 Cotton harvested.....multiple units reporting..	262	181	38	43	63	50	5	8
14 subunits reporting..	385	266	57	62	94	71	10	13
15 acres..	3,502	2,435	531	556	1,141	858	141	142
16 bales..	1,517	1,045	253	217	498	386	62	50
17 Tobacco harvested.....multiple units reporting..	368	297	26	45	.....	.....	.....	.....
18 subunits reporting..	505	407	37	61	.....	.....	.....	.....
19 acres..	2,184	1,669	254	261	.....	.....	.....	.....
20 pounds..	2,396,601	1,841,665	276,880	278,056	.....	.....	.....	.....
21 Peanuts harvested for picking or threshing...multiple units reporting..	283	194	44	45	56	43	5	8
22 subunits reporting..	437	293	76	68	85	62	9	14
23 acres..	7,246	4,219	1,609	1,418	1,323	972	228	123
24 pounds..	5,229,413	3,266,567	1,183,330	779,516	1,052,199	793,774	165,800	92,625
25 Horses and mules.....multiple units reporting..	639	477	74	88	72	55	7	10
26 number..	1,764	1,240	307	217	153	115	16	22
Landlord-tenant operations containing multiple units:								
27 All subunits including home farm.....number..	2,277	1,297	456	524	273	185	34	54
28 Land in all subunits including home farm.....acres..	378,013	209,189	85,756	83,068	39,607	27,605	5,818	6,184
29 Owned by operator of multiple unit.....acres..	345,788	186,852	81,788	77,148	37,095	25,327	5,733	6,035
30 Rented by operator of multiple unit.....acres..	32,225	22,337	3,968	5,920	2,512	2,278	85	149
31 Subunits not included in multiple units.....operators reporting..	203	.....	85	118	23	.....	9	14
32 number..	493	.....	247	246	33	.....	11	22
33 Share tenants.....number..	119	.....	119	.....	9	.....	9	.....
34 Other tenants, not croppers nor share tenants.....number..	374	.....	128	246	24	.....	2	22
35 Land in subunits not included in multiple units.....acres..	27,487	.....	15,338	12,149	2,718	.....	800	1,918

Item (For definitions and explanations, see text)	Area 3			
	Total	Kind of tenant in landlord-tenant operation		
		Croppers only	Croppers, share and/or other tenants only	Croppers and tenants other than share tenants only
1 Multiple-unit operations.....number..	680	500	76	104
2 Subunits in multiple-unit operations.....total number..	1,544	1,112	186	246
3 Home farms.....number..	662	490	72	100
4 Cropper farms.....number..	882	622	114	146
5 Land in multiple-unit operations.....total acres..	313,637	181,584	65,400	66,653
6 Home farms.....acres..	265,930	149,860	57,033	59,037
7 Cropper farms.....acres..	47,707	31,724	8,367	7,616
8 Cropland harvested.....total acres..	81,793	53,594	13,255	14,944
9 Corn harvested for grain.....multiple units reporting..	593	442	66	85
10 subunits reporting..	932	690	110	132
11 acres..	26,117	18,834	3,581	3,702
12 bushels..	289,400	212,815	40,191	36,394
13 Cotton harvested.....multiple units reporting..	199	131	33	35
14 subunits reporting..	291	195	47	49
15 acres..	2,361	1,597	390	414
16 bales..	1,019	659	193	167
17 Tobacco harvested.....multiple units reporting..	368	297	26	45
18 subunits reporting..	505	407	37	61
19 acres..	2,184	1,669	254	261
20 pounds..	2,396,601	1,841,665	276,880	278,056
21 Peanuts harvested for picking or threshing...multiple units reporting..	227	151	39	37
22 subunits reporting..	352	231	67	54
23 acres..	5,923	3,247	1,381	1,295
24 pounds..	4,177,214	2,472,793	1,017,530	686,891
25 Horses and mules.....multiple units reporting..	567	422	67	78
26 number..	1,611	1,125	291	195
Landlord-tenant operations containing multiple units:				
27 All subunits including home farm.....number..	2,004	1,112	422	470
28 Land in all subunits including home farm.....acres..	338,406	181,584	79,938	76,884
29 Owned by operator of multiple unit.....acres..	308,693	161,525	76,055	71,113
30 Rented by operator of multiple unit.....acres..	29,713	20,059	3,883	5,771
31 Subunits not included in multiple units.....operators reporting..	180	.....	76	104
32 number..	460	.....	236	224
33 Share tenants.....number..	110	.....	110	.....
34 Other tenants, not croppers nor share tenants.....number..	350	.....	126	224
35 Land in subunits not included in multiple units.....acres..	24,769	.....	14,538	10,231

# GEORGIA State Economic Areas





MULTIPLE-UNIT OPERATIONS

County Table 1.—MULTIPLE-UNIT OPERATIONS:

[Data for farm units, land in farms, and number of horses and mules relate to

Item (For definitions and explanations, see text)	The State	Appling	Atkinson	Bacon	Baker	Baldwin	Banks	Barrow	Bartow	Ben Hill
1 All farms.....number..	198,191	1,733	801	1,128	935	692	1,091	1,390	1,799	943
2 Land in farms.....acres..	25,751,055	195,057	142,840	145,344	154,520	157,334	106,585	94,950	216,531	139,364
3 Cropland harvested.....acres..	7,098,147	47,723	23,142	33,341	48,179	25,410	23,029	36,632	60,292	37,542
4 Corn harvested for grain.....farms reporting..	153,240	1,338	576	916	799	438	893	1,119	1,340	743
5 ..acres..	2,527,071	19,718	8,349	16,585	20,531	8,466	8,207	12,236	16,014	14,264
6 ..bushels..	37,837,343	269,926	135,916	225,027	219,637	135,612	102,838	207,808	279,414	224,502
7 Cotton harvested.....farms reporting..	110,355	1,004	314	585	338	376	738	1,034	1,358	563
8 ..acres..	1,556,505	8,447	2,019	4,624	2,195	4,076	6,379	13,110	30,869	6,715
9 ..bales..	609,967	2,101	713	973	979	1,803	2,344	5,342	12,163	2,438
10 Tobacco harvested.....farms reporting..	31,185	1,246	569	885	3	.....	.....	.....	.....	515
11 ..acres..	91,430	3,181	1,683	2,674	13	.....	.....	.....	.....	1,224
12 ..pounds..	102,504,927	3,308,635	2,329,935	3,281,304	8,660	.....	.....	.....	.....	1,331,598
13 Peanuts harvested for picking or threshing....farms reporting..	47,454	118	44	6	803	45	16	14	27	503
14 ..acres..	749,691	799	240	73	21,179	128	14	9	11	7,661
15 ..pounds..	583,512,881	451,458	187,330	19,223	18,075,877	45,230	3,886	1,984	7,056	5,507,543
16 Horses and mules.....farms reporting..	129,327	1,101	532	791	701	503	761	874	926	650
17 ..number..	253,982	1,742	835	1,289	1,805	1,086	1,335	1,682	1,896	1,421
18 Multiple-unit operations.....number..	19,227	233	110	172	118	51	85	143	199	113
19 Subunits in multiple-unit operations.....number..	55,261	566	265	399	418	125	230	368	574	313
20 Home farms.....number..	17,877	217	108	168	107	48	81	136	186	109
21 Cropper farms.....number..	37,384	349	157	231	311	77	149	232	388	204
22 Land owned by landlord.....acres..	7,664,091	81,809	47,466	64,008	67,381	20,375	25,093	25,926	60,461	70,430
23 Land rented from others by landlord.....acres..	1,281,698	6,415	540	2,815	4,658	3,845	1,483	3,484	23,897	5,178
24 Land in units.....acres..	8,146,765	74,621	46,111	64,913	59,007	22,655	22,669	27,248	74,989	71,699
25 Home farms.....acres..	6,253,902	51,562	40,606	57,948	42,547	18,256	16,736	19,023	55,970	58,870
26 Cropper farms.....acres..	1,892,863	23,059	5,505	6,965	16,460	4,399	5,933	8,225	19,019	12,829
27 Cropland harvested.....acres..	2,560,483	18,109	8,411	10,976	21,619	6,859	5,593	11,489	25,500	15,294
28 Corn harvested for grain.....units reporting..	18,291	220	104	168	117	37	82	141	186	112
29 ..subunits reporting..	43,204	381	181	292	337	68	173	305	423	247
30 ..acres..	886,963	6,666	3,300	5,712	8,966	1,902	1,585	3,672	5,760	5,417
31 ..bushels..	12,800,533	91,189	49,948	73,613	100,796	27,679	19,119	58,511	106,928	93,511
32 Cotton harvested.....units reporting..	15,932	165	66	108	68	40	80	137	189	91
33 ..subunits reporting..	36,310	231	93	145	149	71	171	300	479	191
34 ..acres..	605,126	2,206	674	1,321	1,131	1,139	1,605	4,211	13,177	2,864
35 ..bales..	254,788	598	225	303	599	610	610	1,734	5,935	1,056
36 Tobacco harvested.....units reporting..	5,156	226	109	168	1	.....	.....	.....	.....	85
37 ..subunits reporting..	9,298	353	173	263	1	.....	.....	.....	.....	146
38 ..acres..	27,470	966	500	838	6	.....	.....	.....	.....	423
39 ..pounds..	32,178,082	1,046,291	758,586	1,043,972	5,000	.....	.....	.....	.....	451,267
40 Peanuts harvested for picking or threshing....units reporting..	7,841	35	16	3	117	5	.....	.....	.....	104
41 ..subunits reporting..	18,436	50	23	3	345	5	.....	.....	.....	227
42 ..acres..	333,289	384	127	12	8,826	34	.....	.....	.....	4,540
43 ..pounds..	258,168,643	219,400	99,897	4,221	7,646,624	17,525	.....	.....	.....	3,131,670
44 Horses and mules.....units reporting..	17,613	202	99	162	112	45	81	125	142	106
45 ..number..	72,121	448	247	408	689	153	243	399	495	538
46 Farms not in multiple units.....number..	142,930	1,167	536	729	517	567	861	1,022	1,225	630
47 Land in farms.....acres..	17,604,290	120,436	96,729	80,431	95,513	134,679	83,916	67,702	141,542	67,665

Item (For definitions and explanations, see text)	Chatta- hoochee	Chattooga	Cherokee	Clarke	Clay	Clayton	Clinch	Cobb	Coffee	Colquitt
1 All farms.....number..	77	1,289	2,047	651	721	879	222	2,116	2,274	2,641
2 Land in farms.....acres..	27,190	141,890	170,299	59,005	115,696	61,311	72,307	127,119	329,647	291,478
3 Cropland harvested.....acres..	2,503	36,426	24,758	15,717	34,958	13,991	4,168	29,411	83,502	120,022
4 Corn harvested for grain.....farms reporting..	60	1,003	1,521	370	618	486	174	1,403	1,902	2,174
5 ..acres..	1,024	12,421	12,786	3,309	12,071	4,308	1,992	12,081	39,294	42,763
6 ..bushels..	8,000	219,700	285,728	50,771	157,845	65,191	31,623	205,245	533,316	125,617
7 Cotton harvested.....farms reporting..	27	954	813	337	338	247	35	678	1,126	1,696
8 ..acres..	151	13,690	5,274	3,972	3,309	2,428	151	5,881	10,585	22,066
9 ..bales..	18	4,467	1,173	1,756	1,353	889	74	1,088	2,868	10,567
10 Tobacco harvested.....farms reporting..	.....	(1)	.....	.....	.....	.....	148	1	1,765	2,112
11 ..acres..	.....	420	.....	.....	.....	.....	342	3	5,559	6,866
12 ..pounds..	.....	31	.....	.....	.....	.....	387,808	500	6,941,758	7,862,703
13 Peanuts harvested for picking or threshing....farms reporting..	48	30	18	4	625	34	.....	44	330	1,288
14 ..acres..	468	24	18	3	16,455	36	.....	20	3,986	11,950
15 ..pounds..	192,177	13,091	8,172	950	15,937,181	10,731	.....	9,600	2,692,763	9,671,435
16 Horses and mules.....farms reporting..	56	821	1,313	369	448	488	171	1,248	1,448	1,889
17 ..number..	95	1,836	1,881	684	1,189	863	241	1,971	3,031	3,974
18 Multiple-unit operations.....number..	2	130	58	52	119	39	10	60	405	374
19 Subunits in multiple-unit operations.....number..	5	333	136	136	447	97	22	133	1,107	1,010
20 Home farms.....number..	2	126	53	50	109	37	10	55	390	335
21 Cropper farms.....number..	3	207	83	86	338	60	12	78	717	675
22 Land owned by landlord.....acres..	2,741	40,050	14,651	13,026	49,954	8,720	10,858	8,750	187,057	110,826
23 Land rented from others by landlord.....acres..	.....	4,401	588	1,649	24,145	812	9,709	1,133	8,101	9,243
24 Land in units.....acres..	2,576	41,159	14,044	13,242	65,708	8,757	18,353	9,346	185,313	111,064
25 Home farms.....acres..	2,366	34,472	9,968	9,968	47,084	5,385	17,802	6,718	152,643	76,563
26 Cropper farms.....acres..	210	6,687	4,076	3,274	18,624	3,372	551	2,628	32,670	34,501
27 Cropland harvested.....acres..	357	11,070	2,284	3,993	23,741	2,671	394	3,148	41,962	47,262
28 Corn harvested for grain.....units reporting..	2	120	58	47	117	35	10	55	394	358
29 ..subunits reporting..	4	248	108	89	384	71	16	97	871	785
30 ..acres..	223	3,443	1,083	988	8,169	870	258	1,142	21,145	17,218
31 ..bushels..	1,950	58,185	24,507	16,270	119,653	13,670	2,695	23,225	278,114	279,027
32 Cotton harvested.....units reporting..	.....	126	43	49	74	35	2	33	283	320
33 ..subunits reporting..	.....	264	69	97	211	64	2	51	489	668
34 ..acres..	.....	4,312	612	1,285	2,328	900	8	654	5,043	9,020
35 ..bales..	.....	1,529	143	591	979	319	7	165	1,434	4,400
36 Tobacco harvested.....units reporting..	.....	.....	.....	.....	.....	.....	9	.....	393	367
37 ..subunits reporting..	.....	.....	.....	.....	.....	.....	15	.....	783	728
38 ..acres..	.....	.....	.....	.....	.....	.....	37	.....	2,490	2,339
39 ..pounds..	.....	.....	.....	.....	.....	.....	39,666	.....	3,170,048	2,897,839
40 Peanuts harvested for picking or threshing....units reporting..	2	2	.....	.....	116	1	.....	.....	169	246
41 ..subunits reporting..	4	2	.....	.....	386	2	.....	.....	300	473
42 ..acres..	78	11	.....	.....	11,010	2	.....	.....	2,168	4,387
43 ..pounds..	49,075	4,020	.....	.....	10,469,968	308	.....	.....	1,468,735	3,518,506
44 Horses and mules.....units reporting..	2	114	55	49	111	38	10	56	388	341
45 ..number..	8	472	142	151	645	135	27	156	1,334	1,298
46 Farms not in multiple units.....number..	72	956	1,911	515	274	782	200	1,983	1,167	1,631
47 Land in farms.....acres..	24,614	100,731	156,255	45,763	49,988	52,554	53,954	117,773	144,334	180,414

<sup>1</sup>Reported in small fractions.

CENSUS OF 1950

April 1, 1950; those for cropland harvested and crops harvested relate to 1949]

Berrien	Bibb	Bleckley	Brantley	Brooks	Bryan	Bulloch	Burke	Butts	Calhoun	Camden	Candler	Carroll	Catoosa	Charlton	Chatham	
1,637	845	870	686	2,031	420	2,922	2,154	949	961	240	1,090	3,856	940	268	443	1
230,784	94,448	120,399	85,762	291,123	88,703	372,109	422,903	97,512	146,158	130,600	124,605	268,541	78,710	71,451	69,097	2
64,629	21,617	53,266	11,178	96,618	9,492	141,248	165,680	26,261	52,966	1,204	48,257	83,771	18,621	3,571	5,835	3
1,369	411	723	534	1,614	286	2,333	1,873	686	839	122	901	3,141	585	159	131	4
24,650	6,740	18,319	5,006	33,880	3,781	50,778	51,261	7,548	17,644	512	18,928	38,537	5,058	1,778	1,074	5
443,667	107,619	279,988	98,048	514,514	54,579	877,377	578,258	118,584	242,172	7,070	279,600	659,093	119,878	18,505	20,396	6
668	129	697	9	1,185	79	1,743	1,885	628	533	.....	752	2,519	395	1	8	7
4,753	2,405	12,773	33	11,175	548	23,433	62,077	8,032	4,772	.....	11,518	26,336	3,302	7	14	8
2,147	1,620	6,022	19	5,901	159	9,146	17,845	3,591	2,647	.....	3,412	8,526	2,410	6	7	9
1,385	1	1	477	1,239	174	1,794	4	.....	.....	2	834	1	8	87	1	10
5,078	2	(1)	1,216	2,861	347	4,385	12	.....	.....	7	2,495	(1)	8	225	5	11
6,633,714	1,384	1,000	1,615,673	2,926,307	366,547	4,631,731	16,108	.....	5,960	2,811,064	100	7,627	239,015	4,500	12	13
259	32	499	19	884	62	1,696	752	10	843	.....	235	114	4	.....	5	12
2,517	87	3,976	89	6,885	399	18,495	10,778	4	24,001	.....	1,889	92	3	.....	2	14
2,031,799	37,175	2,997,586	48,600	5,199,939	234,002	14,095,221	5,720,694	1,855	22,124,198	.....	1,233,268	64,102	1,176	.....	945	15
1,236	411	630	467	1,358	256	1,861	1,599	540	619	106	679	2,644	576	171	186	16
2,015	659	1,565	604	2,656	346	3,043	4,034	1,275	1,543	137	1,255	4,894	1,100	239	335	17
176	21	120	33	240	20	393	167	128	131	.....	204	458	46	8	.....	18
456	45	326	70	686	55	1,043	733	421	560	.....	578	1,057	98	16	.....	19
164	21	113	32	227	20	376	153	120	103	.....	188	436	42	8	.....	20
292	24	213	38	459	35	667	580	301	457	.....	390	621	56	8	.....	21
87,971	5,356	37,094	12,547	89,620	19,439	124,197	110,943	41,425	58,506	.....	78,041	72,209	9,919	4,923	.....	22
1,508	338	6,669	351	8,243	109	18,193	54,033	4,362	22,560	.....	5,024	8,368	1,459	2,000	.....	23
77,258	5,586	40,851	9,612	92,440	18,634	131,349	147,172	43,662	75,263	.....	77,107	73,652	11,074	4,732	.....	24
62,595	4,912	28,349	7,905	74,218	17,141	102,076	124,470	33,116	46,343	.....	54,368	49,649	8,618	4,098	.....	25
14,663	674	12,502	1,707	18,222	1,493	29,273	22,702	10,546	28,680	.....	22,739	24,003	2,456	634	.....	26
17,259	2,083	18,982	1,129	34,736	1,700	47,977	63,478	13,575	28,653	.....	26,640	27,169	2,455	328	.....	27
166	19	115	27	231	17	379	163	126	163	.....	199	454	39	6	.....	28
323	34	270	37	517	35	779	633	334	488	.....	453	888	73	7	.....	29
7,729	655	7,011	419	13,095	1,010	19,189	19,045	3,976	9,528	.....	10,551	11,706	657	197	.....	30
116,560	8,065	104,085	8,372	196,086	14,650	310,290	246,299	60,604	142,813	.....	145,793	195,463	17,017	2,725	.....	31
100	12	115	3	189	11	310	166	124	89	.....	181	425	37	.....	.....	32
163	21	258	3	387	15	595	662	336	307	.....	388	765	58	.....	.....	33
1,163	396	4,771	18	3,977	121	8,547	24,207	4,862	2,983	.....	6,522	9,442	583	.....	.....	34
465	322	2,404	9	1,871	33	3,549	8,112	2,266	1,620	.....	1,858	3,187	489	.....	.....	35
168	.....	.....	27	204	15	343	.....	.....	.....	.....	201	.....	.....	7	.....	36
321	.....	.....	38	395	24	534	.....	.....	.....	.....	413	.....	.....	9	.....	37
1,123	.....	.....	94	897	56	1,400	.....	.....	.....	.....	1,243	.....	.....	30	.....	38
1,573,985	.....	.....	115,902	958,458	54,600	1,592,196	.....	.....	.....	.....	1,456,193	.....	.....	30,846	.....	39
41	.....	.....	95	157	9	314	79	.....	130	.....	73	5	.....	.....	.....	40
62	.....	.....	1	292	12	550	181	.....	531	.....	129	7	.....	.....	.....	41
599	.....	.....	1	157	9	314	79	.....	531	.....	129	7	.....	.....	.....	42
447,689	.....	.....	1,575	2,495	135	5,874	3,170	.....	13,388	.....	1,035	5	.....	.....	.....	43
165	18	116	25	223	16	349	155	123	117	.....	189	440	44	6	.....	44
453	41	519	41	752	33	902	1,368	623	720	.....	612	1,398	113	25	.....	45
1,181	800	544	616	1,345	365	1,879	1,421	528	401	240	512	2,799	842	252	443	46
153,526	88,862	79,548	76,150	198,683	70,069	240,760	275,731	53,850	71,135	130,600	47,498	194,889	67,636	66,719	69,097	47

Columbia	Cook	Coweta	Crawford	Crisp	Dade	Dawson	Decatur	De Kalb	Dodge	Dooley	Dougherty	Douglas	Early	Echols	Effingham	
782	1,258	1,901	630	1,106	698	660	1,630	1,125	1,979	1,599	526	970	2,226	232	856	1
130,490	137,776	242,594	123,175	167,260	65,498	98,063	271,537	57,580	263,264	228,460	206,515	78,971	306,217	89,501	161,833	2
21,169	47,977	51,455	26,706	76,020	10,160	7,630	82,152	10,116	91,195	115,476	40,687	17,998	113,876	6,606	27,181	3
525	1,053	1,444	516	909	486	511	1,226	517	1,587	1,381	316	51	1,907	125	687	4
6,896	17,648	19,938	11,804	24,090	4,502	4,587	31,073	4,018	33,580	33,082	9,276	8,182	39,071	2,191	13,139	5
68,631	351,650	305,610	177,738	515,447	107,293	73,564	343,942	61,223	398,195	530,548	169,462	117,962	510,277	23,860	221,357	6
435	634	1,111	272	748	226	145	296	151	1,445	1,319	204	460	1,527	5	282	7
4,791	5,141	13,537	2,970	15,090	1,425	780	2,104	1,166	2,952	30,577	2,526	3,983	17,326	23	3,078	8
1,323	2,947	5,716	1,048	6,753	769	158	860	375	6,477	11,436	771	1,076	8,772	10	976	9
.....	1,058	.....	.....	30	.....	.....	196	.....	207	4	6	.....	1	135	81	10
.....	3,734	.....	.....	39	.....	.....	957	.....	421	9	20	.....	2	431	188	11
.....	4,489,381	.....	.....	41,830	.....	.....	973,604	.....	433,740	7,900	19,261	.....	3,000	448,612	189,884	12
43	245	42	117	891	17	3	1,067	19	1,101	1,340	281	20	1,908	.....	92	13
47	1,796	42	481	20,320	12	3	22,915	15	11,037	26,838	7,886	17	44,734	.....	585	14
14,348	1,663,960	15,109	170,131	15,932,034	9,292	1,240	18,698,012	3,200	8,061,530	15,535,698	6,431,953	8,886	40,633,255	.....	366,412	15
584	872	1,177	425	702	448	386	1,087	588	1,515	1,065	332	655	1,714	151	588	16
993	1,373	2,215	740	2,214	889	597	2,441	935	3,136	2,954	916	1,050	4,138	196	907	17
25	163	214	37	163	17	29	150	11	239	215	13	50	309	18	24	18
66	426	611	87	511	36	63	399	41	742	622	39	117	1,173	39	58	19
24	146	189	36	153	17	28	146	10	220	191	13	44	268	16	23	20
42	280	422	51	358	19	35	253	31	522	431	26	73	905	23	35	21
20,718	54,304	91,433	27,497	59,074	7,128	7,897	83,651	5,802	105,625	97,755	28,058	11,261	173,292	13,152	21,771	22
3,8																

MULTIPLE-UNIT OPERATIONS

County Table 1.—MULTIPLE-UNIT OPERATIONS:

[Data for farm units, land in farms, and number of horses and mules relate to

Item (For definitions and explanations, see text)		Elbert	Emanuel	Evans	Fannin	Fayette	Floyd	Forsyth	Franklin	Fulton	Gilmer	Glascok
1	All farms.....number..	1,828	2,181	615	1,549	1,072	2,159	2,034	2,018	2,087	1,245	570
2	Land in farms.....acres..	175,578	337,811	82,046	106,269	113,756	250,733	135,169	151,670	158,206	129,712	78,644
3	Cropland harvested.....acres..	47,224	98,913	29,798	12,443	30,942	53,585	32,727	48,471	38,364	11,481	25,513
4	Corn harvested for grain.....farms reporting..	1,366	1,796	511	1,279	863	1,419	1,637	1,567	1,328	1,055	490
5	.....acres..	11,345	43,251	10,736	7,300	10,888	15,119	15,539	13,267	14,764	7,855	11,968
6	.....bushels..	148,711	502,643	156,815	209,710	165,729	253,147	266,877	201,855	280,340	192,913	101,361
7	Cotton harvested.....farms reporting..	1,302	1,592	343	4	773	1,320	1,258	1,503	809	21	479
8	.....acres..	15,711	28,103	3,933	15	10,019	20,374	9,299	15,946	7,705	102	8,852
9	.....bales..	7,027	8,832	1,216	7	5,081	5,548	2,455	6,842	2,879	16	3,331
10	Tobacco harvested.....farms reporting..	.....	804	446	23	.....	.....	3	.....	.....	5	.....
11	.....acres..	.....	1,974	1,384	7	.....	.....	( <sup>1</sup> )	.....	.....	( <sup>1</sup> )	.....
12	.....pounds..	.....	1,782,398	1,436,507	6,682	.....	.....	145	.....	.....	105	.....
13	Peanuts harvested for picking or threshing.....farms reporting..	17	593	121	5	6	35	66	39	37	.....	189
14	.....acres..	28	4,609	1,041	3	19	37	13	25	43	.....	1,053
15	.....pounds..	9,560	3,266,647	808,500	800	11,003	12,228	11,127	10,360	20,042	.....	574,612
16	Horses and mules.....farms reporting..	1,180	1,554	415	931	732	1,255	1,307	1,294	1,195	784	391
17	.....number..	2,081	2,947	659	1,223	1,320	2,535	2,041	2,444	2,102	1,040	882
18	Multiple-unit operations.....number..	188	331	59	40	110	174	133	204	95	36	87
19	Subunits in multiple-unit operations.....number..	532	929	140	82	361	469	318	507	260	80	268
20	Home farms.....number..	176	301	56	40	102	160	123	196	90	36	79
21	Cropper farms.....number..	356	628	84	42	259	309	195	311	170	44	189
22	Land owned by landlord.....acres..	49,964	159,843	19,162	6,417	38,269	55,913	23,677	39,198	20,295	9,178	30,203
23	Land rented from others by landlord.....acres..	8,438	18,138	4,626	18	9,727	9,871	1,453	4,800	4,495	570	6,626
24	Land in units.....acres..	52,636	181,055	19,812	6,160	43,822	61,111	21,391	39,258	22,847	9,475	34,519
25	Home farms.....acres..	39,234	125,453	16,042	5,331	29,899	47,253	14,437	28,512	17,368	8,247	20,931
26	Cropper farms.....acres..	13,402	35,602	3,770	829	13,923	13,858	6,954	10,746	5,479	1,228	13,588
27	Cropland harvested.....acres..	16,738	45,093	7,033	762	13,091	15,752	5,887	13,913	7,457	945	10,935
28	Corn harvested for grain.....units reporting..	173	309	53	37	107	155	128	188	92	33	83
29	.....subunits reporting..	385	723	93	60	297	326	255	354	203	65	222
30	.....acres..	3,467	19,560	2,441	363	4,224	4,169	2,684	3,369	2,997	615	5,424
31	.....bushels..	42,586	228,059	35,555	13,524	60,204	67,824	41,595	52,324	54,987	16,743	47,315
32	Cotton harvested.....units reporting..	181	294	38	.....	107	165	110	187	85	.....	84
33	.....subunits reporting..	429	658	60	.....	293	348	202	358	184	.....	217
34	.....acres..	5,911	12,200	909	.....	4,428	6,782	1,900	4,148	2,633	.....	4,087
35	.....bales..	2,795	4,108	242	.....	2,232	1,985	570	1,839	1,275	.....	1,554
36	Tobacco harvested.....units reporting..	.....	199	54	.....	.....	.....	.....	.....	.....	.....	.....
37	.....subunits reporting..	.....	329	94	.....	.....	.....	.....	.....	.....	.....	.....
38	.....acres..	.....	849	292	.....	.....	.....	.....	.....	.....	.....	.....
39	.....pounds..	.....	865,340	305,921	.....	.....	.....	.....	.....	.....	.....	.....
40	Peanuts harvested for picking or threshing.....units reporting..	1	151	24	.....	.....	2	.....	3	.....	.....	38
41	.....subunits reporting..	1	272	34	.....	.....	2	.....	3	.....	.....	62
42	.....acres..	3	2,264	360	.....	.....	3	.....	3	.....	.....	396
43	.....pounds..	1,500	1,472,596	274,911	.....	.....	2,020	.....	1,430	.....	.....	189,843
44	Horses and mules.....units reporting..	163	298	51	35	104	152	117	187	90	34	82
45	.....number..	672	1,159	97	68	451	581	290	571	376	67	360
46	Farms not in multiple units.....number..	1,296	1,252	475	1,467	711	1,690	1,716	1,511	1,827	1,165	302
47	Land in farms.....acres..	122,942	176,756	62,234	100,109	69,934	189,622	113,778	112,412	135,359	120,237	44,125

Item (For definitions and explanations, see text)		Jasper	Jeff Davis	Jefferson	Jenkins	Johnson	Jones	Lamar	Lanier	Laurens	Lee	Liberty
1	All farms.....number..	725	1,083	1,669	1,016	1,263	631	757	573	3,235	712	548
2	Land in farms.....acres..	161,874	148,334	298,962	189,279	182,226	118,306	97,203	87,384	441,269	196,154	107,554
3	Cropland harvested.....acres..	34,601	30,317	126,369	69,256	69,829	15,134	24,621	18,087	172,181	58,900	5,618
4	Corn harvested for grain.....farms reporting..	524	841	1,415	881	1,049	368	522	468	2,748	595	434
5	.....acres..	8,054	14,811	45,056	26,850	28,082	4,034	6,803	7,753	67,712	15,395	2,470
6	.....bushels..	135,492	236,785	497,851	328,625	303,664	57,876	108,368	158,435	791,215	275,412	34,099
7	Cotton harvested.....farms reporting..	486	589	1,342	857	1,040	121	382	133	2,660	345	69
8	.....acres..	9,865	4,171	38,591	22,032	26,251	876	4,940	1,092	54,023	3,799	244
9	.....bales..	5,163	1,527	12,664	7,592	9,444	336	2,213	392	19,990	1,361	111
10	Tobacco harvested.....farms reporting..	.....	832	2	80	35	.....	.....	465	122	.....	48
11	.....acres..	.....	2,395	2	202	106	.....	.....	1,739	287	.....	104
12	.....pounds..	.....	3,294,450	1,556	190,755	87,445	.....	.....	2,162,051	247,287	.....	107,599
13	Peanuts harvested for picking or threshing.....farms reporting..	3	29	667	383	249	36	15	4	1,636	588	33
14	.....acres..	3	190	6,978	4,903	2,093	33	14	43	13,060	21,377	9
15	.....pounds..	3,326	98,075	3,429,023	3,521,778	1,059,512	14,694	1,960	27,000	8,625,396	15,308,619	3,218
16	Horses and mules.....farms reporting..	459	786	1,015	708	930	408	441	438	2,318	547	376
17	.....number..	1,191	1,260	2,379	1,675	1,989	703	824	704	5,244	1,386	507
18	Multiple-unit operations.....number..	65	135	212	122	176	14	79	65	459	52	1
19	Subunits in multiple-unit operations.....number..	217	361	682	372	516	30	204	157	1,324	194	2
20	Home farms.....number..	62	130	192	109	160	14	77	59	405	50	1
21	Cropper farms.....number..	155	231	490	263	356	16	127	98	919	144	1
22	Land owned by landlord.....acres..	44,901	70,702	113,658	56,919	73,580	5,146	20,598	38,370	191,668	56,504	799
23	Land rented from others by landlord.....acres..	7,211	1,633	31,836	15,887	10,023	563	6,400	3,817	39,169	10,886	.....
24	Land in units.....acres..	47,231	66,841	135,106	68,287	78,293	5,615	26,759	38,282	210,837	62,682	794
25	Home farms.....acres..	40,800	57,884	106,345	55,406	57,626	5,031	22,583	28,530	158,554	55,838	767
26	Cropper farms.....acres..	6,431	8,957	28,761	12,881	20,667	584	4,176	9,752	52,283	6,844	27
27	Cropland harvested.....acres..	13,304	9,553	60,366	28,331	29,477	1,092	7,826	6,488	81,883	15,957	11
28	Corn harvested for grain.....units reporting..	58	129	205	120	171	14	75	60	439	48	.....
29	.....subunits reporting..	161	249	578	338	416	22	158	108	1,073	139	.....
30	.....acres..	2,529	4,849	20,468	11,769	11,785	283	1,971	2,291	31,235	3,671	.....
31	.....bushels..	40,016	80,012	222,282	150,732	123,937	3,479	31,125	58,290	369,162	63,025	.....
32	Cotton harvested.....units reporting..	64	102	203	120	171	6	70	33	444	24	.....
33	.....subunits reporting..	182	171	567	328	427	10	139	49	1,065	49	.....
34	.....acres..	4,577	1,224	18,129	9,592	10,953	108	1,933	476	24,652	529	.....
35	.....bales..	2,628	481	6,663	3,513	4,333	120	857	218	9,589	268	.....
36	Tobacco harvested.....units reporting..	.....	129	.....	25	9	.....	.....	63	39	.....	.....
37	.....subunits reporting..	.....	237	.....	32	13	.....	.....	114	42	.....	.....
38	.....acres..	.....	697	.....	73	34	.....	.....	434	125	.....	.....
39	.....pounds..	.....	944,933	.....	70,429	28,700	.....	.....	507,528	114,420	.....	.....
40	Peanuts harvested for picking or threshing.....units reporting..	.....	11	129	94	63	.....	.....	2	1	338	52
41	.....subunits reporting..	.....	17	268	160	104	.....	.....	2	1	646	157
42	.....acres..	.....	127	3,539	2,269	879	.....	.....	2	6	6,480	5,688
43	.....pounds..	.....	52,500	1,612,188	1,647,957	413,231	.....	.....	630	6,000	4,102,055	4,450,834
44	Horses and mules.....units reporting..	59	128	185	106	168	13	70	62	417	44	1
45	.....number..	327	407	934	571	637	24	229	143	1,989	264	3
46	Farms not in multiple units.....number..	508	722	987	644	747	601	553	416	1,911	518	546
47	Land in farms.....acres..	114,643	81,513	163,856	120,992	103,933	112,691	70,444	49,102	230,432	133,472	106,760

<sup>1</sup>Reported in small fractions.

CENSUS OF 1950—Continued

April 1, 1950; those for cropland harvested and crops harvested relate to 1949]

Table with 16 columns for counties: Glynn, Gordon, Grady, Greene, Gwinnett, Habersham, Hall, Hancock, Haralson, Harris, Hart, Heard, Henry, Houston, Irwin, Jackson. Each column contains numerical data for various categories, with a final column for row indices 1-47.

MULTIPLE-UNIT OPERATIONS

County Table 1.—MULTIPLE-UNIT OPERATIONS:

[Data for farm units, land in farms, and number of horses and mules relate to

Item (For definitions and explanations, see text)		Muscogee	Newton	Oconee	Ogle- thorpe	Paulding	Peach	Pickens	Pierce	Pike	Polk	Pulaski
1	All farms.....number..	358	1,197	1,037	1,528	1,565	414	911	1,448	1,078	1,713	824
2	Land in farms.....acres..	42,389	146,910	106,603	193,826	150,563	88,655	101,435	166,478	121,211	147,847	120,257
3	Cropland harvested.....acres..	5,204	44,043	37,399	51,381	33,288	44,209	10,407	39,663	37,058	43,299	52,813
4	Corn harvested for grain.....farms reporting..	140	856	737	1,204	1,229	341	681	134	812	1,273	734
5	.....acres..	1,670	10,527	8,691	13,319	14,846	12,161	5,987	17,828	10,609	13,480	17,968
6	.....bushels..	19,069	163,613	137,138	175,806	197,631	315,606	101,738	268,195	159,055	201,404	251,787
7	Cotton harvested.....farms reporting..	41	851	767	1,174	1,015	173	397	509	655	1,279	675
8	.....acres..	316	14,145	14,460	15,317	11,701	3,243	2,812	3,569	10,858	19,829	15,084
9	.....bales..	104	6,726	6,634	7,597	3,104	2,301	607	1,315	4,405	7,083	6,153
10	Tobacco harvested.....farms reporting..	.....	.....	.....	.....	.....	.....	.....	1,066	.....	.....	3
11	.....acres..	.....	.....	.....	.....	.....	.....	.....	3,823	.....	.....	8
12	.....pounds..	.....	.....	.....	.....	.....	.....	.....	4,426,952	.....	.....	12,801
13	Peanuts harvested for picking or threshing....farms reporting..	32	23	15	54	50	140	28	19	8	77	719
14	.....acres..	70	87	11	35	43	1,478	10	181	8	49	13,332
15	.....pounds..	26,682	60,001	4,521	6,718	12,514	1,002,943	2,937	130,825	3,850	20,348	9,935,942
16	Horses and mules.....farms reporting..	217	833	573	953	1,014	216	570	976	642	1,057	545
17	.....number..	370	1,701	1,241	1,846	1,768	531	825	1,544	1,387	2,095	1,551
18	Multiple-unit operations.....number..	2	138	124	145	127	30	26	78	136	136	73
19	Subunits in multiple-unit operations.....number..	4	411	336	415	313	96	66	179	463	332	233
20	Home farms.....number..	1	127	139	135	115	28	26	76	131	129	70
21	Cropper farms.....number..	3	284	217	280	198	68	40	103	332	203	163
22	Land owned by landlord.....acres..	583	51,062	35,463	50,463	47,344	12,353	10,974	36,026	47,891	33,024	35,411
23	Land rented from others by landlord.....acres..	.....	13,242	9,332	12,330	1,625	3,656	1,011	5,208	9,485	4,658	4,804
24	Land in units.....acres..	583	57,744	39,351	54,204	45,631	14,884	11,648	30,933	55,009	34,852	36,534
25	Home farms.....acres..	27	43,712	30,779	44,808	36,552	12,698	9,698	22,984	39,917	27,623	26,841
26	Cropper farms.....acres..	556	14,032	8,572	9,396	9,079	2,186	1,950	6,949	15,092	7,229	9,683
27	Cropland harvested.....acres..	116	18,261	14,280	17,036	10,017	7,983	870	6,024	17,760	11,164	15,098
28	Corn harvested for grain.....units reporting..	1	131	113	139	124	30	22	70	130	125	72
29	.....subunits reporting..	2	313	231	323	260	90	43	112	373	238	196
30	.....acres..	115	4,722	3,089	3,953	3,978	2,712	458	2,107	5,536	3,154	5,412
31	.....bushels..	550	64,521	45,374	54,391	50,420	70,058	12,547	29,335	84,538	47,006	76,854
32	Cotton harvested.....units reporting..	.....	134	116	136	119	20	19	44	126	130	73
33	.....subunits reporting..	.....	342	260	335	238	62	34	56	352	265	195
34	.....acres..	.....	6,899	5,304	4,994	3,795	962	284	496	6,202	4,965	4,537
35	.....bales..	.....	3,348	2,657	2,537	978	654	57	156	2,714	1,850	1,923
36	Tobacco harvested.....units reporting..	.....	.....	.....	.....	.....	.....	.....	77	.....	.....	.....
37	.....subunits reporting..	.....	.....	.....	.....	.....	.....	.....	113	.....	.....	.....
38	.....acres..	.....	.....	.....	.....	.....	.....	.....	427	.....	.....	.....
39	.....pounds..	.....	.....	.....	.....	.....	.....	.....	475,450	.....	.....	.....
40	Peanuts harvested for picking or threshing....units reporting..	.....	5	.....	3	2	18	1	1	.....	.....	72
41	.....subunits reporting..	.....	9	.....	3	2	33	2	2	.....	.....	203
42	.....acres..	.....	35	.....	4	2	433	1	10	.....	.....	4,047
43	.....pounds..	.....	21,050	.....	740	750	238,164	150	7,500	.....	.....	2,930,593
44	Horses and mules.....units reporting..	2	128	108	127	121	26	20	68	116	110	71
45	.....number..	3	604	416	476	434	121	47	157	571	383	459
46	Farms not in multiple units.....number..	354	786	701	1,113	1,252	318	845	1,269	615	1,381	591
47	Land in farms.....acres..	41,806	89,166	67,252	139,622	104,932	73,771	89,787	135,545	66,202	112,995	83,723

Item (For definitions and explanations, see text)		Taylor	Telfair	Terrell	Thomas	Tift	Toombs	Towns	Treutlen	Troup	Turner	Twiggs
1	All farms.....number..	1,044	1,208	1,489	2,050	1,377	1,569	839	763	1,466	1,219	783
2	Land in farms.....acres..	214,392	209,106	189,006	346,072	174,908	194,381	45,218	110,340	183,018	165,596	137,697
3	Cropland harvested.....acres..	47,243	56,951	78,958	94,782	70,221	60,047	6,897	28,919	25,662	62,853	28,816
4	Corn harvested for grain.....farms reporting..	785	1,022	1,242	1,618	1,105	1,240	679	592	962	958	673
5	.....acres..	18,648	21,355	23,303	39,595	22,981	21,903	3,888	13,170	10,689	17,694	13,010
6	.....bushels..	239,710	284,773	438,576	752,419	419,828	295,290	127,828	175,081	157,879	294,102	142,898
7	Cotton harvested.....farms reporting..	523	751	883	644	723	1,038	.....	515	383	775	522
8	.....acres..	10,960	9,176	13,338	6,129	8,259	14,740	.....	6,621	3,848	9,867	5,776
9	.....bales..	3,759	3,004	5,728	2,780	3,779	5,493	.....	2,022	1,121	4,295	2,503
10	Tobacco harvested.....farms reporting..	2	344	.....	751	996	838	47	429	.....	84	.....
11	.....acres..	3	692	.....	2,042	3,588	2,376	25	1,088	.....	172	.....
12	.....pounds..	2,600	607,945	.....	1,983,618	4,120,876	2,270,036	28,998	994,423	.....	194,829	.....
13	Peanuts harvested for picking or threshing....farms reporting..	340	563	1,227	849	1,054	314	2	16	153	1,016	372
14	.....acres..	3,657	5,309	30,638	7,678	17,864	2,512	2	84	27	27,320	2,820
15	.....pounds..	2,212,725	3,277,651	24,302,260	5,507,859	15,390,505	1,618,265	1,050	35,200	32,283	23,826,718	1,733,995
16	Horses and mules.....farms reporting..	516	845	831	1,395	888	1,146	454	633	907	806	675
17	.....number..	957	1,661	2,261	2,684	1,833	2,026	675	1,212	1,472	2,094	1,244
18	Multiple-unit operations.....number..	131	100	211	207	167	225	46	89	37	186	36
19	Subunits in multiple-unit operations.....number..	375	261	916	579	475	549	108	242	86	611	96
20	Home farms.....number..	129	97	189	200	151	219	46	83	35	179	33
21	Cropper farms.....number..	246	164	727	379	324	330	62	159	51	432	63
22	Land owned by landlord.....acres..	55,061	56,533	95,152	110,581	64,478	69,695	8,902	50,342	9,490	75,424	34,252
23	Land rented from others by landlord.....acres..	11,220	7,291	26,047	6,788	6,044	4,336	49	2,008	3,656	13,970	3,212
24	Land in units.....acres..	64,756	56,628	110,031	109,671	64,196	70,720	8,261	43,437	11,098	82,445	31,341
25	Home farms.....acres..	52,177	48,305	74,319	87,265	42,067	56,521	6,984	34,244	9,394	58,309	27,753
26	Cropper farms.....acres..	12,579	8,323	35,712	22,406	22,129	14,199	1,307	9,193	1,704	24,136	3,588
27	Cropland harvested.....acres..	19,908	14,565	47,473	30,350	23,793	23,046	1,164	10,837	2,324	33,667	4,745
28	Corn harvested for grain.....units reporting..	126	96	204	191	147	219	87	65	176	34	73
29	.....subunits reporting..	291	212	758	426	357	429	78	179	36	470	73
30	.....acres..	7,090	5,516	14,218	12,729	8,070	8,692	464	4,601	903	9,348	1,639
31	.....bushels..	88,684	71,452	220,758	210,525	136,361	114,557	16,480	54,357	11,739	164,415	21,009
32	Cotton harvested.....units reporting..	111	84	176	113	123	206	.....	79	24	163	33
33	.....subunits reporting..	251	165	623	216	264	373	.....	164	42	402	68
34	.....acres..	4,625	2,167	9,895	3,044	2,969	6,189	.....	2,294	535	6,183	993
35	.....bales..	1,860	768	4,547	1,439	1,386	2,517	.....	716	167	2,725	542
36	Tobacco harvested.....units reporting..	.....	46	.....	131	156	173	2	75	.....	37	.....
37	.....subunits reporting..	.....	55	.....	220	384	248	3	124	.....	47	.....
38	.....acres..	.....	118	.....	709	1,096	782	2	342	.....	105	.....
39	.....pounds..	.....	124,226	.....	690,746	1,345,503	790,949	2,100	327,528	.....	109,859	.....
40	Peanuts harvested for picking or threshing....units reporting..	75	86	205	119	158	71	.....	4	5	183	27
41	.....subunits reporting..	138	155	759	241	367	119	.....	4	5	509</	

CENSUS OF 1950—Continued

April 1, 1950; those for cropland harvested and crops harvested relate to 1949]

Putnam	Quitman	Rabun	Randolph	Richmond	Rockdale	Schley	Screven	Seminole	Spalding	Stephens	Stewart	Sumter	Talbot	Taliaferro	Tattnall
697	325	749	1,508	704	783	514	2,230	820	833	888	874	1,417	714	513	1,758
137,476	68,920	48,720	220,095	97,656	69,066	96,619	349,998	150,758	98,738	64,127	186,181	275,547	157,282	78,100	221,821
16,475	13,832	7,336	74,622	24,764	19,407	26,399	115,627	56,316	28,365	12,714	40,105	105,356	16,431	12,099	64,690
422	291	627	1,226	340	568	424	1,928	660	489	677	760	1,187	543	382	1,427
4,652	5,864	4,358	25,638	7,184	6,783	10,092	53,276	15,952	5,685	5,892	18,181	29,190	6,778	3,651	28,110
58,152	61,448	106,747	366,913	95,513	98,556	139,641	636,165	207,402	93,490	84,881	257,260	543,743	83,156	39,359	425,615
365	133	.....	588	221	544	356	1,747	536	337	319	394	900	348	351	863
3,675	1,054	.....	6,950	6,026	6,057	6,318	35,806	6,116	4,948	1,984	3,607	16,526	2,569	3,583	7,852
1,886	352	.....	3,092	1,803	2,492	2,818	10,692	3,149	2,371	822	1,418	8,503	834	1,397	2,566
.....	.....	6	.....	1	.....	.....	47	.....	.....	.....	.....	.....	.....	1	1,267
.....	.....	(1)	.....	7	.....	.....	104	.....	.....	.....	.....	.....	.....	(1)	4,019
.....	.....	247	.....	15,000	.....	.....	96,908	.....	.....	.....	.....	.....	.....	40	4,451,727
39	282	.....	1,197	108	21	367	674	.....	.....	12	715	1,097	79	81	207
51	5,971	.....	31,053	1,688	12	4,553	6,863	19,696	9	13	12,364	24,643	428	29	1,774
6,606	4,519,145	.....	24,828,400	657,200	4,140	3,041,486	4,207,196	20,446,423	4,206	6,848	7,580,200	17,421,617	233,220	11,645	1,151,994
421	198	447	932	411	550	294	1,455	566	472	554	828	488	335	1,122	
923	436	740	2,178	684	982	731	2,995	1,531	874	833	1,420	2,365	604	1,893	
52	41	22	222	14	93	80	224	84	66	37	97	185	25	21	185
146	143	46	849	33	252	858	677	238	194	86	367	601	70	54	481
49	40	22	202	13	79	70	217	83	63	37	92	173	25	19	180
97	103	24	647	20	173	188	460	155	131	49	275	428	45	35	301
24,014	37,404	3,155	101,079	10,269	19,903	40,067	120,528	43,207	22,128	7,222	75,284	88,479	17,907	8,449	81,430
13,809	7,285	120	32,515	2,242	2,741	6,429	12,710	4,557	3,119	678	14,144	13,970	4,373	671	1,967
32,892	41,147	3,218	130,835	10,921	21,270	42,861	123,752	40,688	24,637	6,694	81,673	95,838	20,535	8,017	77,647
29,136	36,749	2,765	98,021	9,579	13,574	27,469	103,001	33,448	20,577	5,604	68,638	75,939	19,164	6,647	65,841
3,756	4,398	453	32,814	1,342	7,696	15,392	20,751	7,240	4,060	1,090	13,035	19,845	1,371	1,370	11,806
4,875	6,886	392	45,924	2,899	7,178	13,465	38,976	14,228	9,837	1,695	22,690	39,231	2,282	1,505	18,287
50	41	20	219	12	89	79	223	80	64	36	95	181	23	20	277
110	129	33	730	25	201	223	587	178	143	72	326	525	52	39	368
1,385	2,836	212	15,393	1,003	2,697	5,386	18,745	4,893	1,827	661	8,338	12,177	928	472	8,992
19,267	31,720	5,300	234,661	10,116	43,446	70,713	218,463	70,395	35,753	8,928	131,348	227,264	13,920	4,909	127,723
49	22	.....	125	12	91	75	217	67	59	31	60	160	19	20	127
109	46	.....	361	25	202	200	539	145	128	52	195	450	41	39	221
1,158	448	.....	4,349	1,040	2,675	3,602	11,338	2,114	2,234	374	2,202	7,914	391	498	2,608
692	164	.....	2,193	383	1,078	1,749	3,667	1,133	1,177	162	1,009	4,326	197	221	902
.....	.....	.....	.....	.....	.....	.....	.....	.....	.....	.....	.....	.....	.....	.....	165
.....	.....	.....	.....	.....	.....	.....	.....	.....	.....	.....	.....	.....	.....	.....	310
.....	.....	.....	.....	.....	.....	.....	.....	.....	.....	.....	.....	.....	.....	.....	1,042
.....	.....	.....	.....	.....	.....	.....	.....	.....	.....	.....	.....	.....	.....	.....	1,174,333
.....	.....	.....	.....	.....	.....	.....	.....	.....	.....	.....	.....	.....	.....	.....	39
2	41	.....	220	7	78	.....	.....	.....	.....	.....	.....	.....	.....	.....	1
8	126	.....	727	13	.....	.....	.....	.....	.....	.....	.....	.....	.....	.....	2
22	3,150	.....	19,200	251	.....	.....	.....	.....	.....	.....	.....	.....	.....	.....	63
2,650	2,559,600	.....	15,766,800	116,200	.....	.....	.....	.....	.....	.....	.....	.....	.....	.....	516
50	38	18	200	10	91	75	201	78	64	36	92	172	23	21	149
272	183	34	1,210	58	336	368	841	381	250	94	466	970	75	77	422
511	182	703	659	671	531	256	1,553	582	639	802	507	816	644	459	1,277
104,584	27,773	45,502	89,260	86,735	47,796	53,758	226,246	110,070	74,101	57,433	104,508	179,709	136,747	70,083	144,174

Union	Upson	Walker	Walton	Ware	Warren	Wash- ington	Wayne	Webster	Wheeler	White	Whitfield	Wilcox	Wilkes	Wilkinson	Worth
1,303	867	2,059	2,343	1,048	1,042	2,250	1,094	572	732	949	1,663	1,343	1,336	845	2,392
94,223	124,865	186,358	204,090	178,541	158,153	369,870	182,633	119,776	152,210	76,950	144,804	198,779	266,399	181,911	295,351
12,864	23,074	41,757	75,531	22,644	50,690	115,285	29,685	32,633	44,598	11,403	29,398	68,855	41,129	32,620	122,023
1,014	627	1,373	1,833	743	842	1,878	773	481	576	708	1,118	1,141	1,011	651	2,052
7,315	8,788	12,928	19,992	10,436	15,609	41,896	10,536	11,417	13,986	6,072	10,778	22,510	11,654	13,811	40,592
204,516	132,413	288,281	318,233	164,484	152,514	474,358	179,918	134,206	205,468	102,640	214,883	309,904	140,686	149,097	649,066
1	263	960	1,927	216	879	1,696	1,696	446	432	290	824	1,015	809	392	1,755
12	2,490	8,758	36,650	1,304	21,979	33,422	5,780	2,015	6,824	1,517	6,571	17,079	8,711	4,479	22,391
2	1,113	4,560	17,123	517	8,331	12,926	1,453	636	2,146	587	3,589	6,449	3,720	1,825	9,113
41	.....	3	.....	629	.....	.....	.....	.....	.....	.....	.....	.....	.....	.....	850
17	.....	(1)	.....	1,982	.....	.....	.....	.....	.....	.....	.....	.....	.....	.....	2,249
13,617	.....	300	.....	2,505,994	.....	.....	.....	.....	.....	.....	.....	.....	.....	.....	2,340,991
1	42	32	14	4	12	694	3,817	11	484	148	31	5	1,090	37	178
1	39	20	11	9	307	4,951	1,994,319	11	1,178	16	18,539	21	1,642	21	40,713
590	13,703	8,665	3,885	5,195	83,920	2,639,604	12,254	9,948,767	868,214	7,241	1,410	12,920,011	7,090	1,020,191	35,197,998
808	515	1,276	1,389	680	707	1,334	700	393	534	598	1,013	975	932	592	1,731
1,148	842	2,409	2,977	999	1,714	2,833	1,113	999	1,037	838	1,833	2,367	1,854	980	4,300
23	41	89	348	77	148	351	73	82	48	26	56	199	81	54	335
47	124	195	1,063	193	527	1,042	166	264	118	53	127	525	215	129	1,069
23	39	89	314	74	130	331	66	73	45	24	54	184	77	53	288
24	85	106	749	119	397	711	100	191	73	29	73	341	138	76	781
4,901	20,486	24,305	87,889	50,678	64,275	135,827	32,557	46,235	27,942	5,292	13,532	81,473	78,080	25,934	107,029
58	2,048	763	20,571	2,435	14,127	44,603	3,297	5,508	1,523	335	1,290	12,417	2,809	11,520	61,859
4,532	2,246	24,404	97,386	52,583	75,268	161,523	34,677	47,880	28,036	5,429	11,790	56,960	71,645	34,508	146,482
4,040	19,108	20,770	61,671	48,385	56,190	125,830	27,133	33,960	24,494	4,361					

MULTIPLE-UNIT OPERATIONS

Economic Area Table 1.— MULTIPLE-UNIT OPERATIONS,

[Data for units, land in units, and number of horses and mules relate to April 1, 1950;

Item (For definitions and explanations, see text)		The State								
		Total	Size of unit							
			Under 30 acres	30 to 49 acres	50 to 69 acres	70 to 99 acres	100 to 139 acres	140 to 179 acres	180 to 219 acres	220 to 259 acres
1	Multiple-unit operations.....number..	19,227	116	354	802	1,690	2,419	1,987	1,982	1,505
2	Subunits in multiple-unit operations.....total number..	55,261	234	717	1,668	3,570	5,246	4,501	4,709	3,763
3	Home farms.....number..	17,877	99	300	703	1,525	2,217	1,843	1,818	1,403
4	Cropper farms.....number..	37,384	135	417	965	2,045	3,029	2,658	2,891	2,360
5	Land in multiple-unit operations.....total acres..	8,146,765	2,323	14,356	47,023	148,760	281,637	314,689	377,923	359,708
6	Home farms.....acres..	6,253,902	958	6,859	23,784	87,720	174,410	207,143	250,292	248,746
7	Cropper farms.....acres..	1,892,863	1,365	7,497	23,239	61,040	107,227	107,546	127,631	110,962
8	Cropland harvested.....total acres..	2,560,483	1,336	8,626	28,180	77,596	142,377	145,542	170,094	153,154
9	Corn harvested for grain.....multiple units reporting..	18,291	76	308	757	1,579	2,322	1,893	1,888	1,436
10	subunits reporting.....acres..	43,204	98	442	1,190	2,622	3,986	3,557	3,709	2,966
11	acres..	886,963	596	3,548	11,365	30,345	55,219	56,460	62,654	56,182
12	bushels..	12,800,533	11,392	56,656	167,849	431,108	797,043	808,840	881,562	778,259
13	Cotton harvested.....multiple units reporting..	15,932	48	234	608	1,375	2,001	1,603	1,674	1,266
14	subunits reporting.....acres..	36,310	60	333	907	2,177	3,252	2,788	3,132	2,456
15	acres..	605,126	358	2,633	8,362	22,835	37,675	36,300	43,669	36,476
16	bales..	254,788	197	1,144	3,658	9,757	15,655	14,818	17,647	14,634
17	Tobacco harvested.....multiple units reporting..	5,156	15	81	158	393	618	598	807	753
18	subunits reporting.....acres..	9,298	16	94	195	507	819	2,415	2,265	2,200
19	acres..	27,470	34	236	417	1,178	2,159	2,811,040	2,691,515	2,514,351
20	pounds..	32,178,082	40,501	246,644	486,574	1,432,233	2,717,807			
21	Rice harvested.....multiple units reporting..	(*)	(*)	(*)	(*)	(*)	(*)	(*)	(*)	(*)
22	subunits reporting.....acres..									
23	acres..									
24	bushels..									
25	Peanuts harvested for picking or threshing.....multiple units reporting..	7,841	9	33	180	412	777	728	827	690
26	subunits reporting.....acres..	18,436	9	40	237	587	1,205	1,194	1,483	1,270
27	acres..	333,289	47	266	1,965	5,470	13,596	16,349	21,249	19,586
28	pounds..	258,168,643	29,050	204,264	1,538,513	4,615,508	10,740,041	13,366,871	16,352,320	15,529,204
29	Horses and mules.....multiple units reporting..	17,613	78	281	692	1,514	2,212	1,812	1,813	1,392
30	number..	72,121	119	520	1,521	3,544	5,737	5,000	5,696	4,399
Landlord-tenant operations containing multiple units:										
31	All subunits including home farm.....number..	65,646	280	837	1,845	3,986	5,740	5,045	5,325	4,321
32	Land in all subunits including home farm.....acres..	8,945,789	8,069	24,718	59,813	171,469	314,879	344,575	426,572	401,365
33	Owned by operator of multiple unit.....acres..	7,644,091	7,488	22,881	54,123	150,053	279,194	298,248	365,348	350,392
34	Rented by operator of multiple unit.....acres..	1,281,698	581	1,837	5,690	21,416	35,685	46,327	61,224	50,973
35	Subunits not included in multiple units. operators reporting..	5,212	35	91	132	315	373	403	421	340
36	number..	10,385	46	120	177	416	494	544	616	558
37	Share tenants.....number..	5,012	14	49	64	197	234	276	305	297
38	Other tenants, not croppers nor share tenants.....number..	5,373	32	71	113	219	260	268	311	261
39	Land in subunits not included in multiple units.....acres..	799,024	5,746	10,362	12,790	22,709	33,242	29,886	48,649	41,657

Item (For definitions and explanations, see text)		Area 2								
		Total	Size of unit							
			Under 30 acres	30 to 49 acres	50 to 69 acres	70 to 99 acres	100 to 139 acres	140 to 179 acres	180 to 219 acres	220 to 259 acres
1	Multiple-unit operations.....number..	324	5	18	29	49	49	48	28	19
2	Subunits in multiple-unit operations.....total number..	716	10	37	60	99	107	106	61	45
3	Home farms.....number..	321	5	17	28	49	49	47	28	19
4	Cropper farms.....number..	395	5	20	32	50	58	59	33	26
5	Land in multiple-unit operations.....total acres..	73,598	112	701	1,683	4,328	5,798	7,578	5,303	4,593
6	Home farms.....acres..	63,113	68	486	1,249	3,646	4,354	6,139	4,555	3,844
7	Cropper farms.....acres..	10,485	44	215	434	682	1,444	1,439	748	749
8	Cropland harvested.....total acres..	9,162	51	244	440	895	1,074	1,203	975	632
9	Corn harvested for grain.....multiple units reporting..	304	5	18	27	46	46	45	24	19
10	subunits reporting.....acres..	537	8	26	43	76	79	84	43	38
11	acres..	4,617	33	160	242	492	592	690	398	379
12	bushels..	110,088	1,385	3,806	6,480	11,342	14,371	17,310	8,065	8,325
13	Cotton harvested.....multiple units reporting..	83	.....	3	7	13	13	7	13	6
14	subunits reporting.....acres..	120	.....	3	8	16	17	8	16	12
15	acres..	861	.....	3	35	107	88	51	105	86
16	bales..	237	.....	5	14	34	33	20	26	26
17	Tobacco harvested.....multiple units reporting..	2	.....	.....	.....	.....	.....	.....	.....	.....
18	subunits reporting.....acres..	3	.....	.....	.....	.....	.....	.....	.....	.....
19	acres..	2	.....	.....	.....	.....	.....	.....	.....	.....
20	pounds..	2,100	.....	.....	.....	.....	.....	2,100	.....	.....
21	Rice harvested.....multiple units reporting..	(*)	(*)	(*)	(*)	(*)	(*)	(*)	(*)	(*)
22	subunits reporting.....acres..									
23	acres..									
24	bushels..									
25	Peanuts harvested for picking or threshing.....multiple units reporting..	1	.....	.....	.....	.....	.....	.....	.....	.....
26	subunits reporting.....acres..	2	.....	.....	.....	.....	.....	.....	.....	.....
27	acres..	1	.....	.....	.....	.....	.....	.....	.....	.....
28	pounds..	150	.....	.....	.....	.....	.....	.....	.....	.....
29	Horses and mules.....multiple units reporting..	290	4	16	26	42	48	40	24	18
30	number..	581	4	24	45	66	87	80	52	33
Landlord-tenant operations containing multiple units:										
31	All subunits including home farm.....number..	864	11	40	68	110	120	119	77	60
32	Land in all subunits including home farm.....acres..	78,023	154	990	1,792	4,626	6,132	8,070	6,055	5,028
33	Owned by operator of multiple unit.....acres..	72,727	154	990	1,753	4,488	5,872	7,805	5,574	4,773
34	Rented by operator of multiple unit.....acres..	5,296	.....	.....	39	138	260	265	481	255
35	Subunits not included in multiple units. operators reporting..	92	.....	2	7	11	11	10	9	9
36	number..	148	.....	3	8	11	13	13	16	15
37	Share tenants.....number..	62	.....	3	2	5	4	4	9	10
38	Other tenants, not croppers nor share tenants.....number..	86	.....	.....	6	6	9	9	7	5
39	Land in subunits not included in multiple units.....acres..	4,425	42	289	109	298	334	492	752	435

\* Not available.



BY SIZE OF UNIT: CENSUS OF 1950

those for cropland harvested and crops harvested relate to 1949]

The State—Continued			Areas 1 and A													
Size of unit—Con.			Total	Size of unit											1,000 acres and over	
260 to 499 acres	500 to 999 acres	1,000 acres and over		Under 30 acres	30 to 49 acres	50 to 69 acres	70 to 99 acres	100 to 139 acres	140 to 179 acres	180 to 219 acres	220 to 259 acres	260 to 499 acres	500 to 999 acres			
4,279	2,532	1,561	1,159	12	30	53	139	158	131	124	80	275	108	49	1	
12,280	9,526	9,047	3,002	24	58	109	288	342	286	275	191	725	354	350	2	
4,026	2,415	1,528	1,095	10	26	48	131	146	124	117	74	264	106	49	3	
8,254	7,111	7,519	1,907	14	32	61	157	196	162	158	117	461	248	301	4	
1,535,777	1,729,640	3,334,929	357,994	207	1,149	3,113	12,754	18,333	20,692	23,241	19,022	99,047	70,260	90,176	5	
1,108,349	1,321,106	2,824,535	283,751	80	519	2,009	8,925	12,960	14,695	16,833	13,958	79,207	58,269	76,296	6	
427,428	408,534	510,394	74,243	127	630	1,104	3,829	5,373	5,997	6,408	5,064	19,840	11,991	13,880	7	
571,457	544,294	717,827	100,781	102	655	1,492	5,747	8,196	7,783	8,173	6,441	28,016	16,806	17,370	8	
4,113	2,436	1,483	1,072	8	26	46	127	148	120	112	76	261	101	47	9	
9,757	7,643	7,234	2,196	10	39	73	200	253	220	203	148	559	252	239	10	
202,237	184,419	223,938	28,105	44	257	484	1,783	2,565	2,435	2,252	2,153	7,612	3,950	4,570	11	
2,869,895	2,667,015	3,310,914	540,691	975	4,640	7,984	34,208	55,316	41,896	40,307	32,600	143,641	82,485	96,639	12	
3,619	2,194	1,310	1,077	8	26	45	124	150	124	116	78	258	101	47	13	
8,213	6,633	6,359	2,297	9	38	76	205	259	210	213	164	559	278	286	14	
135,701	124,691	156,426	42,289	44	355	733	2,597	3,539	3,437	3,527	2,724	11,309	6,367	7,657	15	
57,113	53,333	66,372	18,587	23	161	335	1,184	1,617	1,382	1,599	1,120	4,846	2,939	3,351	16	
1,242	699	373	2	.....	.....	.....	.....	.....	.....	.....	.....	2	.....	.....	17	
2,296	1,625	1,248	3	.....	.....	.....	.....	.....	.....	.....	.....	3	.....	.....	18	
7,106	5,116	4,344	3	.....	.....	.....	.....	.....	.....	.....	.....	3	.....	.....	19	
8,249,415	6,029,647	4,958,355	2,881	.....	.....	.....	.....	.....	.....	.....	.....	2,881	.....	.....	20	
(*)	(*)	(*)	(*)	(*)	(*)	(*)	(*)	(*)	(*)	(*)	(*)	(*)	(*)	(*)	21	
(*)	(*)	(*)	(*)	(*)	(*)	(*)	(*)	(*)	(*)	(*)	(*)	(*)	(*)	(*)	22	
(*)	(*)	(*)	(*)	(*)	(*)	(*)	(*)	(*)	(*)	(*)	(*)	(*)	(*)	(*)	23	
(*)	(*)	(*)	(*)	(*)	(*)	(*)	(*)	(*)	(*)	(*)	(*)	(*)	(*)	(*)	24	
1,986	1,335	864	7	.....	.....	.....	.....	2	1	.....	2	.....	2	.....	25	
4,409	4,023	3,979	7	.....	.....	.....	.....	2	1	.....	2	.....	2	.....	26	
76,655	79,790	98,316	17	.....	.....	.....	.....	9	1	.....	2	.....	5	.....	27	
9,272,923	61,843,303	74,676,646	8,680	.....	.....	.....	.....	5,240	500	.....	420	.....	2,520	.....	28	
3,981	2,380	1,458	979	6	22	39	109	130	110	108	72	246	94	43	29	
15,647	13,733	16,205	3,395	9	58	99	261	359	308	321	249	824	435	472	30	
14,310	11,650	12,307	3,488	29	72	126	317	381	318	312	212	840	460	421	31	
1,690,890	1,886,257	3,617,182	395,269	615	2,144	3,841	14,147	21,140	22,477	25,321	20,685	105,517	78,133	101,249	32	
1,441,185	1,592,489	3,102,690	334,634	596	1,903	3,636	12,276	18,747	19,256	20,683	17,470	85,337	64,231	90,499	33	
249,705	293,768	514,492	60,635	19	241	205	1,871	2,393	3,221	4,638	3,215	20,180	13,902	10,750	34	
1,212	1,020	870	286	4	10	12	21	28	21	27	16	74	49	24	35	
2,030	2,124	3,260	486	5	14	17	29	39	32	37	21	115	106	71	36	
1,041	1,091	1,444	321	4	5	4	17	29	23	22	6	81	76	54	37	
989	1,033	1,816	165	1	9	13	12	10	9	15	15	34	30	17	38	
155,113	156,617	282,253	37,275	408	995	728	1,393	2,807	1,785	2,080	1,663	6,470	7,873	11,073	39	
Area 2—Continued			Areas 3 and B													
Size of unit—Con.			Total	Size of unit											1,000 acres and over	
260 to 499 acres	500 to 999 acres	1,000 acres and over		Under 30 acres	30 to 49 acres	50 to 69 acres	70 to 99 acres	100 to 139 acres	140 to 179 acres	180 to 219 acres	220 to 259 acres	260 to 499 acres	500 to 999 acres			
58	15	6	2,300	32	93	189	370	436	315	243	149	308	127	38	1	
131	40	20	5,685	64	190	387	781	944	714	577	387	922	529	190	2	
58	15	6	2,161	29	85	173	350	410	299	232	137	290	121	35	3	
73	25	14	3,524	35	105	214	431	534	415	345	250	632	408	155	4	
20,607	10,551	12,344	493,681	629	3,801	10,994	33,563	50,512	49,674	45,966	35,306	106,215	83,843	73,178	5	
17,742	9,136	11,894	351,002	299	1,976	6,089	21,546	33,414	34,668	32,337	24,614	76,786	59,137	60,136	6	
2,865	1,415	450	142,679	330	1,825	4,905	12,017	17,098	15,006	13,629	10,692	29,429	24,706	13,042	7	
1,991	1,122	535	151,845	353	2,040	5,745	14,684	20,777	17,993	16,487	12,134	31,285	20,949	9,398	8	
54	14	6	2,196	25	83	186	353	419	301	234	142	295	122	36	9	
97	27	16	4,443	32	121	295	607	741	584	475	312	718	411	147	10	
960	337	334	52,203	176	867	2,317	5,643	7,621	6,845	6,015	4,065	9,434	6,378	2,842	11	
20,928	9,254	8,822	833,081	3,333	15,111	39,576	89,758	121,768	108,602	93,784	63,208	144,725	104,621	48,595	12	
12	6	3	2,046	16	66	162	331	398	277	221	131	288	122	34	13	
25	7	8	4,022	17	95	234	544	663	491	432	288	702	422	134	14	
210	75	89	51,082	101	715	1,934	5,184	7,180	5,833	5,418	3,884	10,157	7,096	3,580	15	
48	12	19	20,383	32	294	748	2,094	2,863	2,268	2,058	1,646	4,088	3,004	1,288	16	
.....	.....	.....	.....	.....	.....	.....	.....	.....	.....	.....	.....	.....	.....	.....	17	
.....	.....	.....	.....	.....	.....	.....	.....	.....	.....	.....	.....	.....	.....	.....	18	
.....	.....	.....	.....	.....	.....	.....	.....	.....	.....	.....	.....	.....	.....	.....	19	
.....	.....	.....	.....	.....	.....	.....	.....	.....	.....	.....	.....	.....	.....	.....	20	
(*)	(*)	(*)	(*)	(*)	(*)	(*)	(*)	(*)	(*)	(*)	(*)	(*)	(*)	(*)	21	
(*)	(*)	(*)	(*)	(*)	(*)	(*)	(*)	(*)	(*)	(*)	(*)	(*)	(*)	(*)	22	
(*)	(*)	(*)	(*)	(*)	(*)	(*)	(*)	(*)	(*)	(*)	(*)	(*)	(*)	(*)	23	
(*)	(*)	(*)	(*)	(*)	(*)	(*)	(*)	(*)	(*)	(*)	(*)	(*)	(*)	(*)	24	
.....	.....	1	18	.....	.....	.....	.....	7	4	1	1	5	.....	.....	25	
.....	.....	2	21	.....	.....	.....	.....	7	6	1	2	5	.....	.....	26	
.....	.....	1	20	.....	.....	.....	.....	8	4	2	1	5	.....	.....	27	
.....	.....	150	6,648	.....	.....	.....	.....	3,440	553	500	225	1,930	.....	.....	28	
52	14	6	2,145	24	81	171	344	416	301	228	139	290	118	33	29	
116	51	23	6,974	41	143	370	792	1,162	855	774	467	1,237	784	349	30	
162	64	33	6,609	76	223	425	846	1,016	839	650	454	1,109	694	277	31	
21,312	11,344	12,520	552,937	1,539	6,281	13,789	36,343	54,370	54,680	50,360	39,721	116,139	97,567	82,148	32	
20,174	10,744	10,400	497,395	1,503	5,911	13,165	32,215	49,522	48,271	44,453	36,935	101,904	84,668	78,848	33	
1,138	600	2,120	55,542	36	370	624	4,128	4,848	6,409	5,907	2,786	14,235	12,899	3,300	34	
20	8	4	537	11	20	28	53	58	91	51	38	102	64	21	35	
31	24	13	924	12	33	38	65	72	125	73	67	187	165	87	36	
10	11	4	541	4	17	19	44	38	73	30	48	110	62	37	37	
21	13	9	383	8	16	19	21	34	52	43	19	77	69	25	38	
705	793	176	59,256	910	2,480	2,795	2,780	3,858	5,006	4,394	4,415	9,924	13,724	8,970	39	



MULTIPLE-UNIT OPERATIONS

Economic Area Table 1.—MULTIPLE-UNIT OPERATIONS,  
[Data for units, land in units, and number of horses and mules relate to April 1, 1950;

Item (For definitions and explanations, see text)		Area 4a								
		Total	Size of unit							
			Under 30 acres	30 to 49 acres	50 to 69 acres	70 to 99 acres	100 to 139 acres	140 to 179 acres	180 to 219 acres	220 to 259 acres
1	Multiple-unit operations.....number..	2,723	16	67	154	341	398	237	275	204
2	Subunits in multiple-unit operations.....total number..	8,101	32	136	321	744	879	585	689	560
3	Home farms.....number..	2,516	14	47	132	308	375	224	257	184
4	Cropper farms.....number..	5,585	18	89	189	436	504	361	432	376
5	Land in multiple-unit operations.....total acres..	938,242	318	2,781	9,071	29,176	46,066	37,499	51,882	48,817
6	Home farms.....acres..	705,699	131	1,208	4,853	16,951	31,118	25,523	36,399	32,495
7	Cropper farms.....acres..	232,543	187	1,573	4,218	12,225	14,948	11,976	15,483	16,322
8	Cropland harvested.....total acres..	308,106	192	1,871	5,564	14,155	21,901	15,956	20,372	19,227
9	Corn harvested for grain.....multiple units reporting..	2,574	6	57	149	310	383	225	262	198
10	subunits reporting..	6,166	8	84	244	536	663	439	519	442
11	acres..	78,470	42	603	1,833	4,751	6,506	4,588	5,489	5,216
12	bushels..	1,171,651	774	8,446	26,596	72,147	99,311	74,836	85,667	75,610
13	Cotton harvested.....multiple units reporting..	2,590	12	60	140	323	380	220	263	199
14	subunits reporting..	6,481	18	98	229	564	669	444	553	450
15	acres..	113,035	117	850	2,438	6,552	8,839	6,335	8,480	7,620
16	bales..	53,622	55	378	1,190	3,128	4,229	3,036	3,963	3,418
17	Tobacco harvested.....multiple units reporting..	.....	.....	.....	.....	.....	.....	.....	.....	.....
18	subunits reporting..	.....	.....	.....	.....	.....	.....	.....	.....	.....
19	acres..	.....	.....	.....	.....	.....	.....	.....	.....	.....
20	pounds..	.....	.....	.....	.....	.....	.....	.....	.....	.....
21	Rice harvested.....multiple units reporting..	.....	.....	.....	.....	.....	.....	.....	.....	.....
22	subunits reporting..	.....	.....	.....	.....	.....	.....	.....	.....	.....
23	acres..	(*)	(*)	(*)	(*)	(*)	(*)	(*)	(*)	(*)
24	bushels..	.....	.....	.....	.....	.....	.....	.....	.....	.....
25	Peanuts harvested for picking or threshing.....multiple units reporting..	27	.....	.....	1	2	4	.....	2	1
26	subunits reporting..	37	.....	.....	1	3	4	.....	2	2
27	acres..	65	.....	.....	1	2	8	.....	3	2
28	pounds..	33,968	.....	.....	150	230	2,670	.....	540	308
29	Horses and mules.....multiple units reporting..	2,483	11	50	135	298	360	215	253	188
30	number..	10,110	16	109	307	712	960	654	780	659
Landlord-tenant operations containing multiple units:										
31	All subunits including home farm.....number..	9,459	36	149	358	814	966	649	781	639
32	Land in all subunits including home farm.....acres..	1,023,994	641	4,487	10,932	33,723	50,454	40,491	58,034	53,252
33	Owned by operator of multiple unit.....acres..	847,307	572	3,892	9,392	27,688	41,477	33,983	46,047	44,571
34	Rented by operator of multiple unit.....acres..	176,687	69	594	1,540	6,035	8,977	6,508	11,987	8,681
35	Subunits not included in multiple units.....operators reporting..	706	4	11	23	51	68	44	58	55
36	number..	1,358	4	13	37	70	87	64	92	79
37	Share tenants.....number..	584	2	4	17	27	44	28	40	40
38	Other tenants, not croppers nor share tenants.....number..	774	2	9	20	43	43	36	52	39
39	Land in subunits not included in multiple units.....acres..	85,752	323	1,706	1,861	4,547	4,388	2,992	6,152	4,435

Item (For definitions and explanations, see text)		Areas 5, C, and D								
		Total	Size of unit							
			Under 30 acres	30 to 49 acres	50 to 69 acres	70 to 99 acres	100 to 139 acres	140 to 179 acres	180 to 219 acres	220 to 259 acres
1	Multiple-unit operations.....number..	836	6	9	16	42	80	57	80	64
2	Subunits in multiple-unit operations.....total number..	2,369	12	19	33	89	170	131	181	152
3	Home farms.....number..	783	4	8	12	37	73	52	76	60
4	Cropper farms.....number..	1,586	8	11	21	52	97	79	105	92
5	Land in multiple-unit operations.....total acres..	434,123	94	345	918	3,697	9,211	9,006	15,615	15,256
6	Home farms.....acres..	335,331	35	160	404	1,933	5,227	4,638	10,552	10,473
7	Cropper farms.....acres..	98,792	59	185	514	1,764	3,984	4,368	5,063	4,783
8	Cropland harvested.....total acres..	124,911	60	230	625	2,521	5,225	4,308	6,654	7,117
9	Corn harvested for grain.....multiple units reporting..	804	4	7	14	41	77	52	77	59
10	subunits reporting..	1,916	5	10	24	71	124	97	144	117
11	acres..	47,558	29	106	281	1,031	2,217	1,899	2,753	2,841
12	bushels..	535,393	345	1,155	3,070	10,905	22,959	19,441	29,660	26,741
13	Cotton harvested.....multiple units reporting..	741	1	5	12	38	69	49	87	56
14	subunits reporting..	1,736	1	6	19	56	106	93	115	107
15	acres..	32,654	2	68	206	717	1,513	1,235	1,831	1,900
16	bales..	14,015	1	21	97	300	608	447	621	705
17	Tobacco harvested.....multiple units reporting..	.....	.....	.....	.....	.....	.....	.....	.....	.....
18	subunits reporting..	.....	.....	.....	.....	.....	.....	.....	.....	.....
19	acres..	.....	.....	.....	.....	.....	.....	.....	.....	.....
20	pounds..	.....	.....	.....	.....	.....	.....	.....	.....	.....
21	Rice harvested.....multiple units reporting..	.....	.....	.....	.....	.....	.....	.....	.....	.....
22	subunits reporting..	.....	.....	.....	.....	.....	.....	.....	.....	.....
23	acres..	(*)	(*)	(*)	(*)	(*)	(*)	(*)	(*)	(*)
24	bushels..	.....	.....	.....	.....	.....	.....	.....	.....	.....
25	Peanuts harvested for picking or threshing.....multiple units reporting..	456	2	1	3	20	27	20	40	31
26	subunits reporting..	848	2	1	2	28	36	27	58	46
27	acres..	8,206	11	8	27	188	236	193	377	377
28	pounds..	4,433,310	2,550	5,000	12,700	83,738	150,298	94,630	176,514	243,575
29	Horses and mules.....multiple units reporting..	757	5	7	10	35	67	48	71	58
30	number..	2,856	7	12	20	79	158	119	179	155
Landlord-tenant operations containing multiple units:										
31	All subunits including home farm.....number..	2,796	13	21	37	94	188	152	200	172
32	Land in all subunits including home farm.....acres..	478,876	1,076	1,012	3,208	3,881	9,997	11,395	17,069	15,763
33	Owned by operator of multiple unit.....acres..	388,960	1,076	980	2,947	2,635	7,966	9,736	13,267	12,157
34	Rented by operator of multiple unit.....acres..	89,916	.....	32	261	1,246	2,031	1,659	3,802	3,606
35	Subunits not included in multiple units.....operators reporting..	228	1	2	4	4	16	12	12	13
36	number..	427	1	2	4	5	18	21	19	20
37	Share tenants.....number..	104	.....	.....	.....	1	5	3	10	8
38	Other tenants, not croppers nor share tenants.....number..	323	1	2	4	4	13	18	9	12
39	Land in subunits not included in multiple units.....acres..	44,753	982	667	2,290	184	786	2,389	1,454	507

\* Not available.

BY SIZE OF UNIT: CENSUS OF 1950—Continued

those for cropland harvested and crops harvested relate to 1949]

Area 4a—Continued				Area 4b												
Size of unit—Con.			Total	Size of unit											1,000 acres and over	
260 to 499 acres	500 to 999 acres	1,000 acres and over		Under 30 acres	30 to 49 acres	50 to 69 acres	70 to 99 acres	100 to 139 acres	140 to 179 acres	180 to 219 acres	220 to 259 acres	260 to 499 acres	500 to 999 acres			
564	318	149	933	4	13	23	43	85	79	92	62	223	168	141	1	
1,804	1,303	1,048	2,774	9	26	47	88	183	175	212	144	604	544	742	2	
527	302	146	868	3	6	14	34	78	76	83	60	212	163	139	3	
1,277	1,001	902	1,906	6	20	33	54	105	99	129	84	392	381	603	4	
199,596	218,024	295,012	590,160	107	511	1,342	3,894	9,683	12,666	17,382	14,893	89,584	114,866	325,232	5	
144,181	168,778	244,062	489,444	31	125	521	2,176	6,463	9,373	11,970	11,660	70,063	96,735	280,372	6	
55,415	49,246	50,950	100,716	76	386	821	1,718	3,220	3,293	5,432	3,233	19,521	18,131	44,905	7	
71,082	67,031	70,755	123,594	84	437	862	2,023	4,286	5,317	6,336	5,252	22,484	25,179	51,334	8	
539	302	143	844	4	13	21	35	81	76	78	53	202	152	129	9	
1,385	1,013	833	2,038	6	23	33	60	139	137	146	96	434	406	558	10	
17,854	15,633	15,955	34,671	37	204	319	658	1,692	1,913	2,108	1,619	7,221	7,358	11,542	11	
261,450	244,419	222,395	402,325	770	2,656	3,881	8,950	16,892	20,912	21,656	18,585	75,407	88,266	144,350	12	
545	302	146	855	3	12	21	39	80	76	83	56	200	157	128	13	
1,452	1,077	927	2,065	4	19	32	62	135	137	146	98	429	409	594	14	
26,509	22,323	22,972	38,362	30	182	351	878	1,655	1,862	2,283	1,558	7,773	7,642	14,148	15	
12,612	10,521	11,092	17,291	16	87	163	393	705	806	912	654	3,371	3,365	6,619	16	
.....	.....	.....	.....	.....	.....	.....	.....	.....	.....	.....	.....	.....	.....	.....	17	
.....	.....	.....	.....	.....	.....	.....	.....	.....	.....	.....	.....	.....	.....	.....	18	
.....	.....	.....	.....	.....	.....	.....	.....	.....	.....	.....	.....	.....	.....	.....	19	
.....	.....	.....	.....	.....	.....	.....	.....	.....	.....	.....	.....	.....	.....	.....	20	
.....	.....	.....	.....	.....	.....	.....	.....	.....	.....	.....	.....	.....	.....	.....	21	
.....	.....	.....	.....	.....	.....	.....	.....	.....	.....	.....	.....	.....	.....	.....	22	
.....	.....	.....	.....	.....	.....	.....	.....	.....	.....	.....	.....	.....	.....	.....	23	
.....	.....	.....	.....	.....	.....	.....	.....	.....	.....	.....	.....	.....	.....	.....	24	
(*)	(*)	(*)	(*)	(*)	(*)	(*)	(*)	(*)	(*)	(*)	(*)	(*)	(*)	(*)	25	
9	6	2	23	.....	.....	1	.....	3	1	3	.....	5	5	5	25	
12	10	3	34	.....	.....	1	.....	3	1	3	.....	6	6	14	26	
10	35	4	139	.....	.....	1	.....	2	2	6	.....	27	19	81	27	
6,520	20,750	2,800	59,708	.....	.....	25	.....	1,110	1,700	2,500	.....	11,705	15,008	27,660	28	
527	303	143	871	.....	.....	9	.....	73	87	87	.....	207	160	135	29	
2,237	1,850	1,826	3,950	3	15	36	125	182	187	241	176	799	789	1,397	30	
2,122	1,605	1,340	3,601	9	30	51	98	196	201	250	175	761	700	1,130	31	
219,033	240,182	312,765	657,061	107	737	2,052	4,364	11,564	14,210	20,477	18,467	102,684	123,731	358,668	32	
179,604	198,717	261,363	573,511	107	586	1,980	3,415	10,776	11,619	17,784	16,457	85,599	101,216	323,972	33	
39,429	41,465	51,402	83,550	.....	.....	151	72	949	788	2,591	2,693	2,010	17,085	34,696	34	
169	138	85	314	.....	.....	4	3	8	8	22	18	15	78	73	35	
318	302	292	827	.....	.....	4	4	10	13	26	38	31	157	156	36	
156	129	97	301	.....	.....	1	.....	7	9	17	15	52	98	98	37	
162	173	195	526	.....	.....	3	.....	6	6	17	21	16	105	58	38	
19,437	22,158	17,753	66,901	.....	.....	226	710	470	1,881	1,544	3,095	3,574	13,100	8,865	33,430	39

Areas 5, C, and D—Continued				Area 6											
Size of unit—Con.			Total	Size of unit											1,000 acres and over
260 to 499 acres	500 to 999 acres	1,000 acres and over		Under 30 acres	30 to 49 acres	50 to 69 acres	70 to 99 acres	100 to 139 acres	140 to 179 acres	180 to 219 acres	220 to 259 acres	260 to 499 acres	500 to 999 acres		
210	177	95	1,956	5	8	55	98	229	188	210	152	469	301	241	1
579	590	413	5,993	10	18	111	200	496	423	499	364	1,302	1,110	1,460	2
201	168	92	1,794	3	6	48	80	195	172	179	142	436	295	238	3
378	422	321	4,199	7	12	63	120	301	251	320	222	866	815	1,222	4
75,541	121,819	182,621	1,040,904	98	326	3,183	8,354	26,943	29,670	40,077	36,268	167,427	207,655	520,903	5
55,405	91,520	154,984	814,522	20	101	1,389	3,750	14,427	18,179	23,988	25,318	117,947	163,081	446,322	6
20,136	30,299	27,637	226,382	78	225	1,794	4,604	12,516	11,491	16,089	10,950	49,480	44,574	74,581	7
28,596	35,552	34,023	393,659	56	209	2,274	5,502	16,889	16,596	20,649	18,325	76,327	81,506	155,326	8
208	173	92	1,892	2	8	52	97	220	182	204	146	455	294	232	9
498	495	331	4,987	2	10	79	164	383	355	413	305	1,095	947	1,234	10
12,348	14,020	10,033	147,532	17	127	1,105	2,657	7,399	7,589	8,768	7,423	30,647	30,333	51,467	11
144,151	143,641	133,325	1,771,166	260	1,475	12,095	29,084	85,231	78,581	97,299	83,088	348,995	355,814	679,244	12
197	163	84	1,868	3	6	53	92	213	176	203	146	457	288	231	13
451	469	313	4,807	4	7	78	139	357	331	398	289	1,051	920	1,233	14
7,698	9,386	8,098	119,297	17	56	781	1,773	5,193	5,419	6,723	6,003	23,337	24,239	45,756	15
3,285	3,997	3,933	43,184	11	26	286	566	1,756	1,888	2,426	2,128	8,541	9,016	16,540	16
.....	.....	.....	.....	.....	.....	2	7	11	34	28	24	59	53	31	17
.....	.....	.....	.....	.....	.....	2	8	15	39	32	40	79	90	56	18
.....	.....	.....	.....	.....	.....	6	15	29	70	59	85	66	247	239	19
.....	.....	.....	1,014	.....	.....	6	15	29	70	59	85	66	247	239	20
.....	.....	.....	1,027,086	.....	4,100	14,600	27,950	63,314	55,177	101,092	69,192	188,836	249,913	252,912	21
(*)	(*)	(*)	(*)	(*)	(*)	(*)	(*)	(*)	(*)	(*)	(*)	(*)	(*)	(*)	22
.....	.....	.....	.....	.....	.....	.....	.....	.....	.....	.....	.....	.....	.....	.....	23
.....	.....	.....	.....	.....	.....	.....	.....	.....	.....	.....	.....	.....	.....	.....	24
123	123	67	1,231	1	3	18	52	135	107	141	94	317	202	161	25
226	259	162	2,397	1	3	22	66	199	158	216	153	598	466	515	26
1,944	2,692	2,153	27,773	6	13	102	367	1,501	1,172	1,795	1,397	6,509	6,195	8,696	27
1,103,053	1,455,406	1,105,846	16,643,727	800	11,676	96,970	282,616	942,518	711,275	1,151,516	832,193	3,837,102	3,726,036	5,051,025	28
200	168	88	1,800	2	6	43	94	218	175	191	141	435	279	216	29
694	799	634	8,980	2	12	90	223	621	531	636	471	1,767	1,731	2,896	30
653	705	561	7,321	12	21	122	232	532	463	545	413	1,526	1,351	2,104	31
85,313	130,374	199,788	1,140,407	180	494	4,149	10,405	29,769	31,332	44,210	39,185	185,324	222,235	573,124	32
71,479	104,763	161,954	944,832	180	494	3,826	8,773	25,785	26,739	38,689	34,084	154,594	178,703	472,965	33
13,834	25,611	37,834	195,575	.....	.....	323	1,632	3,984	4,593	5,521	5,101	30,730	43,532	100,159	34
83	59	52	583	.....	.....	3	9	27	31	37	37	138	127	152	35
74	115	148	1,328	.....	.....	3	11	32	36	40	46	224	241	644	36
22	31	24	525	.....	.....	3	3	12	15	17	16	24	91	77	37
52	84	124	803	.....	.....	2	8	20	21	23	30	25	133	164	38
9,772	8,555	17,167	99,503	82	168	966	2,051	2,826	1,662	4,133	2,917	17,897	14,580	52,221	39

MULTIPLE-UNIT OPERATIONS

Economic Area Table 1.— MULTIPLE-UNIT OPERATIONS,  
[Data for units, land in units, and number of horses and mules relate to April 1, 1950;

Item (For definitions and explanations, see text)	Area 7a									
	Total	Size of unit								
		Under 30 acres	30 to 49 acres	50 to 69 acres	70 to 99 acres	100 to 139 acres	140 to 179 acres	180 to 219 acres	220 to 259 acres	
1 Multiple-unit operations.....number..	1,494	4	5	35	64	111	109	155	104	
2 Subunits in multiple-unit operations.....total number..	5,386	8	10	88	148	246	241	399	275	
3 Home farms.....number..	1,358	2	2	25	48	92	93	133	94	
4 Cropper farms.....number..	4,028	6	8	63	100	154	148	266	181	
5 Land in multiple-unit operations.....total acres..	862,585	80	228	2,120	6,083	12,796	17,400	30,026	24,939	
6 Home farms.....acres..	648,583	25	16	254	2,598	6,459	10,969	17,506	15,766	
7 Cropper farms.....acres..	214,002	55	212	1,866	3,485	6,337	6,431	12,520	9,173	
8 Cropland harvested.....total acres..	321,019	56	167	2,088	4,798	8,732	10,100	16,972	12,516	
9 Corn harvested for grain.....multiple units reporting..	1,464	2	5	33	64	108	105	152	102	
10 subunits reporting..	4,644	4	9	67	122	207	200	337	228	
11 acres..	107,494	19	90	709	1,668	3,277	3,554	6,035	4,532	
12 bushels..	1,666,958	410	1,255	11,245	28,565	48,752	55,687	81,416	67,039	
13 Cotton harvested.....multiple units reporting..	1,108	2	2	22	47	90	77	115	74	
14 subunits reporting..	3,200	3	4	46	77	145	135	237	153	
15 acres..	49,796	24	39	710	947	1,610	1,840	3,009	2,139	
16 bales..	23,558	11	19	352	446	690	821	1,304	934	
17 Tobacco harvested.....multiple units reporting..	1									
18 subunits reporting..	1									
19 acres..	5									
20 pounds..	3,000									
21 Rice harvested.....multiple units reporting..	(*)	(*)	(*)	(*)	(*)	(*)	(*)	(*)	(*)	
22 subunits reporting..	(*)	(*)	(*)	(*)	(*)	(*)	(*)	(*)	(*)	
23 acres..	(*)	(*)	(*)	(*)	(*)	(*)	(*)	(*)	(*)	
24 bushels..	(*)	(*)	(*)	(*)	(*)	(*)	(*)	(*)	(*)	
25 Peanuts harvested for picking or threshing.....multiple units reporting..	1,431	1	4	31	62	104	102	145	101	
26 subunits reporting..	4,374	1	6	47	101	187	183	309	211	
27 acres..	97,637	7	37	554	1,393	3,074	3,432	5,507	3,930	
28 pounds..	78,527,111	6,000	29,807	434,964	1,206,691	2,431,461	3,053,183	4,108,958	3,637,619	
29 Horses and mules.....multiple units reporting..	1,372	2	1	31	57	103	95	137	95	
30 number..	7,539	6	2	97	160	296	291	499	335	
Landlord-tenant operations containing multiple units:										
31 All subunits including home farm.....number..	6,132	13	11	96	171	267	264	435	318	
32 Land in all subunits including home farm.....acres..	927,544	1,088	241	3,094	8,681	15,117	19,280	32,021	28,612	
33 Owned by operator of multiple unit.....acres..	735,256	862	241	2,629	7,334	12,322	13,790	25,334	23,207	
34 Rented by operator of multiple unit.....acres..	192,288	226		465	1,347	2,795	5,490	6,687	5,405	
35 Subunits not included in multiple units..operators reporting..	376	2	1	5	16	13	16	32	23	
36 number..	746	5	1	8	23	21	23	36	43	
37 Share tenants.....number..	225			1	9	4	8	10	8	
38 Other tenants, not croppers nor share tenants.....number..	521	5	1	7	14	17	15	26	35	
39 Land in subunits not included in multiple units.....acres..	64,959	1,008	13	974	2,598	2,321	1,880	1,995	3,673	

Item (For definitions and explanations, see text)	Area 8									
	Total	Size of unit								
		Under 30 acres	30 to 49 acres	50 to 69 acres	70 to 99 acres	100 to 139 acres	140 to 179 acres	180 to 219 acres	220 to 259 acres	
1 Multiple-unit operations.....number..	3,988	18	74	145	332	497	482	406	348	
2 Subunits in multiple-unit operations.....total number..	10,536	37	149	303	694	1,067	1,067	934	838	
3 Home farms.....number..	3,755	16	68	128	310	461	450	378	336	
4 Cropper farms.....number..	6,781	21	81	175	384	606	617	556	502	
5 Land in multiple-unit operations.....total acres..	1,600,174	403	2,996	8,519	29,017	57,945	76,082	77,970	83,007	
6 Home farms.....acres..	1,261,089	187	1,492	4,242	17,557	35,838	50,496	54,121	61,260	
7 Cropper farms.....acres..	339,085	216	1,504	4,277	11,460	22,107	25,586	23,849	21,747	
8 Cropland harvested.....total acres..	442,224	209	1,868	5,224	15,914	29,421	35,489	35,013	32,860	
9 Corn harvested for grain.....multiple units reporting..	3,788	12	65	132	316	478	459	390	333	
10 subunits reporting..	7,855	13	89	194	494	780	808	727	643	
11 acres..	182,935	132	813	2,541	7,356	13,400	15,774	15,406	13,855	
12 bushels..	2,695,381	1,595	12,732	35,297	103,287	193,041	233,902	226,864	199,512	
13 Cotton harvested.....multiple units reporting..	2,969	1	44	93	224	353	346	305	268	
14 subunits reporting..	5,490	1	53	118	308	491	522	508	433	
15 acres..	71,431	4	290	820	2,487	4,613	5,798	5,956	5,050	
16 bales..	26,823	1	124	303	920	1,678	2,251	2,134	1,802	
17 Tobacco harvested.....multiple units reporting..	3,506	12	58	115	295	442	426	361	312	
18 subunits reporting..	6,303	13	68	142	388	618	662	567	511	
19 acres..	19,457	28	176	307	911	1,619	1,803	1,661	1,578	
20 pounds..	23,018,922	32,401	184,371	347,490	1,145,423	1,990,877	2,089,465	2,030,405	1,846,353	
21 Rice harvested.....multiple units reporting..	(*)	(*)	(*)	(*)	(*)	(*)	(*)	(*)	(*)	
22 subunits reporting..	(*)	(*)	(*)	(*)	(*)	(*)	(*)	(*)	(*)	
23 acres..	(*)	(*)	(*)	(*)	(*)	(*)	(*)	(*)	(*)	
24 bushels..	(*)	(*)	(*)	(*)	(*)	(*)	(*)	(*)	(*)	
25 Peanuts harvested for picking or threshing.....multiple units reporting..	1,605		14	46	105	167	188	154	175	
26 subunits reporting..	2,845		16	56	140	221	268	227	264	
27 acres..	26,484		69	271	823	1,529	2,007	1,872	2,357	
28 pounds..	18,423,284		41,173	174,877	564,962	1,037,165	1,314,239	1,355,330	1,811,647	
29 Horses and mules.....multiple units reporting..	3,643	12	63	125	299	454	440	372	323	
30 number..	11,149	17	101	235	622	973	1,020	966	781	
Landlord-tenant operations containing multiple units:										
31 All subunits including home farm.....number..	12,558	41	182	334	778	1,171	1,179	1,076	953	
32 Land in all subunits including home farm.....acres..	1,740,074	460	6,141	9,931	32,644	65,099	82,260	86,489	89,712	
33 Owned by operator of multiple unit.....acres..	1,619,608	429	5,881	9,003	30,880	61,236	76,842	79,027	83,345	
34 Rented by operator of multiple unit.....acres..	120,466	31	260	928	1,764	3,863	5,418	7,462	6,367	
35 Subunits not included in multiple units..operators reporting..	1,089	4	27	26	74	85	86	95	72	
36 number..	2,022	4	33	31	84	104	112	142	115	
37 Share tenants.....number..	1,273	1	13	13	32	49	72	91	73	
38 Other tenants, not croppers nor share tenants.....number..	749	3	20	18	52	55	40	51	42	
39 Land in subunits not included in multiple units.....acres..	139,900	57	3,145	1,412	3,627	7,154	6,178	8,519	6,705	

\* Not available.

BY SIZE OF UNIT: CENSUS OF 1950—Continued

those for cropland harvested and crops harvested relate to 1949]

Area 7a—Continued			Area 7b												
Size of unit—Con.			Total	Size of unit											
260 to 499 acres	500 to 999 acres	1,000 acres and over		Under 30 acres	30 to 49 acres	50 to 69 acres	70 to 99 acres	100 to 139 acres	140 to 179 acres	180 to 219 acres	220 to 259 acres	260 to 499 acres	500 to 999 acres	1,000 acres and over	
382	291	234	3,162	10	18	86	187	346	316	348	294	762	495	300	1
1,199	1,235	1,537	9,878	20	36	175	388	750	718	836	742	2,272	2,073	1,868	2
359	281	229	2,890	9	17	80	155	311	282	314	270	700	459	293	3
840	954	1,308	6,988	11	19	95	233	439	436	522	472	1,572	1,614	1,575	4
140,156	204,135	424,622	1,542,328	208	767	5,070	15,793	40,719	50,450	66,440	70,710	272,759	339,985	679,427	5
96,850	152,963	345,177	1,114,888	72	392	2,191	7,390	21,938	29,642	39,128	44,304	176,195	235,898	527,738	6
43,306	51,172	79,445	427,440	136	375	2,879	8,403	18,781	20,808	27,312	26,406	96,564	104,087	121,689	7
65,353	73,675	126,962	560,889	113	557	3,430	10,361	24,537	29,463	37,377	36,948	125,898	132,466	159,739	8
376	290	227	3,043	6	12	81	167	336	305	337	283	748	480	288	9
1,020	1,084	1,366	7,901	8	15	120	279	580	568	676	597	1,875	1,690	1,493	10
22,750	25,160	39,700	193,169	47	131	1,252	3,864	9,459	10,530	12,963	13,523	44,133	44,905	52,262	11
335,257	394,999	643,233	2,923,688	1,145	2,620	18,490	56,711	130,787	150,167	190,114	195,766	662,899	684,993	829,996	12
285	222	172	2,436	2	4	51	132	242	242	278	239	594	416	236	13
726	732	942	5,863	3	4	64	190	393	406	503	444	1,352	1,336	1,168	14
10,890	11,229	17,359	83,544	19	23	348	1,494	3,337	4,403	6,167	5,309	18,551	21,165	22,728	15
5,041	5,470	8,470	36,340	7	13	136	652	1,442	1,890	2,546	2,151	8,021	9,524	9,958	16
.....	1	.....	1,060	1	5	24	65	114	114	106	107	266	178	78	17
.....	1	.....	2,135	1	5	32	77	163	175	171	176	507	459	369	18
.....	5	.....	5,430	1	10	66	164	381	441	408	449	1,398	1,137	975	19
.....	3,000	.....	6,238,386	1,600	9,000	89,500	168,723	536,713	545,252	439,633	479,220	1,625,046	1,250,907	1,092,792	20
(*)	(*)	(*)	(*)	(*)	(*)	(*)	(*)	(*)	(*)	(*)	(*)	(*)	(*)	(*)	21
369	285	227	3,025	5	11	78	170	328	305	339	284	741	477	287	25
978	1,033	1,318	7,849	5	14	104	247	546	550	665	589	1,843	1,722	1,564	26
20,849	24,240	34,614	172,727	23	139	990	2,687	7,228	9,538	11,656	11,517	40,015	40,893	48,041	27
16,861,409	18,614,761	28,142,258	139,921,633	19,700	116,608	812,027	2,469,771	6,166,139	8,190,791	9,545,862	9,002,717	32,472,252	33,913,812	37,211,954	28
354	278	219	2,970	7	13	80	173	315	295	325	275	728	475	284	29
1,592	1,736	2,525	15,834	12	24	202	459	904	912	1,210	1,025	3,534	3,580	3,972	30
1,341	1,401	1,815	11,765	26	47	192	469	823	796	942	850	2,601	2,455	2,564	31
154,517	220,635	444,258	1,716,597	1,253	1,252	5,577	20,191	44,587	55,726	81,236	80,086	298,023	380,125	748,501	32
122,128	174,196	353,213	1,444,174	1,053	1,103	4,410	17,919	39,012	45,751	69,362	67,352	250,834	319,225	628,153	33
32,389	46,439	91,045	272,383	149	149	1,167	2,272	5,775	9,975	11,874	12,734	47,189	60,900	120,348	34
84	87	97	884	3	8	14	51	50	63	77	59	209	190	160	35
142	166	278	1,887	6	11	17	81	78	106	108	108	329	382	696	36
32	52	101	946	2	3	4	41	26	32	53	57	197	250	281	37
110	114	177	941	4	8	13	40	47	46	53	51	132	132	415	38
14,361	16,500	19,636	174,229	1,045	485	507	4,398	3,868	5,276	14,796	9,376	25,264	40,140	69,074	39

Area 8—Continued			Areas 9 and E												
Size of unit—Con.			Total	Size of unit											
260 to 499 acres	500 to 999 acres	1,000 acres and over		Under 30 acres	30 to 49 acres	50 to 69 acres	70 to 99 acres	100 to 139 acres	140 to 179 acres	180 to 219 acres	220 to 259 acres	260 to 499 acres	500 to 999 acres	1,000 acres and over	
951	471	264	352	4	19	17	25	30	25	21	29	77	61	44	1
2,563	1,605	1,279	821	8	38	34	51	62	55	46	65	179	143	140	2
903	447	258	336	4	18	15	23	27	24	21	27	76	58	43	3
1,660	1,158	1,021	485	4	20	19	28	35	31	25	38	103	85	97	4
337,579	317,156	609,500	212,976	67	751	1,010	2,101	3,631	3,972	4,021	6,897	27,266	41,346	121,914	5
251,929	250,883	533,084	186,480	10	384	583	1,248	2,212	2,821	2,903	5,054	22,044	34,706	114,515	6
85,650	66,273	76,416	26,496	57	367	427	853	1,419	1,151	1,118	1,843	5,222	6,640	7,399	7
114,759	84,999	86,468	24,293	60	348	436	996	1,339	1,334	1,486	1,702	5,666	5,009	5,917	8
908	452	243	310	2	14	16	23	26	23	18	25	67	56	40	9
1,949	1,229	929	521	2	16	18	13	37	65	26	40	127	89	88	10
46,759	34,468	32,431	10,209	20	190	182	442	491	643	467	576	2,519	1,877	2,802	11
697,212	531,784	460,155	150,111	400	2,760	3,135	6,151	8,615	7,506	6,730	7,785	35,230	27,629	44,160	12
741	384	210	259	.....	6	2	12	13	9	10	13	42	33	19	13
1,402	934	720	129	.....	3	16	17	13	11	18	64	49	34	14	14
18,561	14,513	13,339	2,775	.....	40	6	99	108	87	170	203	706	656	700	15
7,065	5,640	4,925	748	.....	16	4	40	34	29	58	50	195	145	177	16
844	414	227	309	2	16	12	22	26	24	19	27	71	53	37	17
1,591	996	747	461	2	19	13	27	29	36	29	35	116	79	76	18
5,136	3,404	2,834	1,559	5	44	29	74	89	110	111	107	371	323	296	19
5,989,598	4,135,692	3,226,847	1,885,707	6,500	49,173	34,984	90,137	126,903	119,046	120,385	119,586	443,054	390,135	385,804	20
(*)	(*)	(*)	(*)	(*)	(*)	(*)	(*)	(*)	(*)	(*)	(*)	(*)	(*)	(*)	21
412	232	112	17	.....	.....	3	1	.....	.....	2	1	5	3	2	25
734	522	397	22	.....	.....	3	2	.....	.....	2	1	7	3	4	26
7,221	5,686	4,649	240	.....	.....	19	10	.....	.....	31	3	75	25	77	27
4,927,428	4,078,010	3,118,453	110,424	.....	.....	6,800	7,500	.....	.....	10,600	500	51,524	17,000	16,500	28
872	433	250	17	.....	.....	13	15	.....	.....	23	20	70	58	41	29
2,684	1,824	1,926	753	2	20	20	45	35	43	38	48	163	154	185	30
2,970	2,021	1,853	1,053	14	41	36	57	80	65	57	75	225	194	209	31
371,691	338,636	657,011	235,047	956	939	1,448	2,464	6,650	4,654	5,300	10,854	31,337	43,295	127,150	32
339,401	314,650	618,914	205,687	956	899	1,382	2,430	6,479	4,456	5,128	10,041	30,151	41,376	102,409	33
32,290	23,986	38,097	29,360	.....	40	66	34	171	198	172	813	1,209	1,919	24,741	34
256	202	162	117	4	5	5	9	7	7	5	3	29	23	28	35
407	416	574	232	6	3	2	6	18	10	11	10	46	51	69	36
266	239	424	130	1	1	1	5	7	7	8	8	24	32	31	37
141	177	150	102	5	2	1	1	5	3	4	2	22	19	38	38
34,112	21,480	47,511	22,071	889	188	438	363	3,019	682	1,279	3,957	4,071	1,949	5,236	39

MULTIPLE-UNIT OPERATIONS

Economic Area Table 2.—MULTIPLE-UNIT OPERATIONS, BY COLOR

[Data for units, land in units, and number of horses and mules relate to April 1, 1950;

Item (For definitions and explanations, see text)	The State											
	All operators			Color and tenure of operator								
				Full owners			Part owners			Managers		
	Total	White	Non-white	Total	White	Non-white	Total	White	Non-white	Total	White	Non-white
1 Multiple-unit operations.....number..	19,227	18,290	937	13,782	13,232	550	3,866	3,661	205	249	249	.....
2 Subunits in multiple-unit operations..total number..	55,261	53,028	2,233	37,689	36,388	1,301	12,681	12,162	519	1,471	1,471	.....
3 Home farms.....number..	17,877	16,961	916	12,532	12,003	529	3,798	3,593	205	241	241	.....
4 Cropper farms.....number..	37,384	36,067	1,317	25,157	24,385	772	8,883	8,569	314	1,230	1,230	.....
5 Land in multiple-unit operations.....total acres..	8,146,765	7,936,237	210,528	5,286,003	5,171,804	114,199	1,998,394	1,938,524	59,870	407,767	407,767	.....
6 Home farms.....acres..	6,253,902	6,092,543	161,359	3,985,454	3,901,039	84,415	1,556,625	1,509,154	47,471	345,287	345,287	.....
7 Cropper farms.....acres..	1,892,863	1,843,694	49,169	1,300,549	1,270,765	29,784	441,769	429,370	12,399	62,480	62,480	.....
8 Cropland harvested.....total acres..	2,560,483	2,473,905	86,578	1,556,249	1,513,066	43,183	732,264	705,913	26,351	102,496	102,496	.....
9 Corn harvested for grain..multiple units reporting..	18,291	17,392	899	13,063	12,540	523	3,725	3,527	198	238	238	.....
10 subunits reporting..	43,204	41,326	1,878	29,004	27,941	1,063	10,171	9,718	453	1,246	1,246	.....
11 acres..	886,963	853,516	33,447	567,267	549,810	17,457	228,076	218,684	9,392	34,328	34,328	.....
12 bushels..	12,800,533	12,446,833	353,700	8,096,091	7,911,639	184,452	3,400,681	3,305,269	95,412	521,879	521,879	.....
13 Cotton harvested.....multiple units reporting..	15,932	15,095	837	11,155	10,675	480	3,389	3,201	188	214	214	.....
14 subunits reporting..	36,310	34,657	1,653	23,542	22,649	893	9,158	8,736	422	1,104	1,104	.....
15 acres..	605,126	582,807	22,319	353,357	343,194	10,163	183,620	176,440	7,180	22,453	22,453	.....
16 bales..	254,788	246,872	7,916	143,993	140,622	3,371	82,027	79,400	2,627	10,018	10,018	.....
17 Tobacco harvested.....multiple units reporting..	5,156	5,021	135	4,118	4,015	103	811	786	25	38	38	.....
18 subunits reporting..	9,298	9,083	215	7,235	7,062	173	1,628	1,596	32	112	112	.....
19 acres..	27,470	27,041	429	21,271	20,928	343	4,877	4,808	69	378	378	.....
20 pounds..	32,178,082	31,736,217	441,865	25,201,465	24,846,800	354,665	5,506,756	5,441,256	65,500	401,470	401,470	.....
21 Rice harvested.....multiple units reporting..	(*)	(*)	(*)	(*)	(*)	(*)	(*)	(*)	(*)	(*)	(*)	.....
22 subunits reporting..	(*)	(*)	(*)	(*)	(*)	(*)	(*)	(*)	(*)	(*)	(*)	.....
23 acres..	(*)	(*)	(*)	(*)	(*)	(*)	(*)	(*)	(*)	(*)	(*)	.....
24 bushels..	(*)	(*)	(*)	(*)	(*)	(*)	(*)	(*)	(*)	(*)	(*)	.....
25 Peanuts harvested for picking or threshing.....multiple units reporting..	7,841	7,346	495	5,256	4,970	286	1,865	1,751	114	124	124	.....
26 subunits reporting..	18,436	17,463	973	11,472	10,926	546	5,033	4,787	246	639	639	.....
27 acres..	333,289	318,877	14,412	187,489	180,776	6,713	106,254	101,800	4,454	14,066	14,066	.....
28 pounds..	258,168,643	247,763,939	10,404,704	143,305,725	138,776,980	4,528,745	83,118,566	80,178,479	2,940,087	10,690,578	10,690,578	.....
29 Horses and mules.....multiple units reporting..	17,613	16,710	903	12,592	12,063	529	3,575	3,379	196	230	230	.....
30 number..	72,121	69,013	3,108	47,735	46,035	1,700	17,367	16,593	774	2,566	2,566	.....
31 Landlord-tenant operations containing multiple units:												
32 All subunits including home farm.....number..	65,646	63,077	2,569	45,144	43,627	1,517	14,811	14,207	604	1,869	1,869	.....
33 Land in all subunits including home farm.....acres..	8,945,789	8,720,962	224,827	5,846,565	5,723,259	123,306	2,173,838	2,109,999	63,839	444,431	444,431	.....
34 Owned by operator of multiple unit.....acres..	7,664,091	7,502,964	161,127	5,846,565	5,723,259	123,306	1,460,949	1,423,128	37,821	356,577	356,577	.....
35 Rented by operator of multiple unit.....acres..	1,281,698	1,217,998	63,700	.....	.....	.....	712,889	686,871	26,018	87,854	87,854	.....
36 Subunits not included in multiple units.....operators reporting..	5,212	4,982	230	3,828	3,678	150	1,067	1,010	57	113	113	.....
37 number..	10,385	10,049	336	7,455	7,239	216	2,130	2,045	85	398	398	.....
38 Share tenants, not croppers nor share tenants.....number..	5,012	4,902	110	3,582	3,519	63	1,048	1,018	30	193	193	.....
39 Land in subunits not included in multiple units.....acres..	799,024	784,725	14,299	560,562	551,455	9,107	175,444	171,475	3,969	36,664	36,664	.....

Item (For definitions and explanations, see text)	Area 2											
	All operators			Color and tenure of operator								
				Full owners			Part owners			Managers		
	Total	White	Non-white	Total	White	Non-white	Total	White	Non-white	Total	White	Non-white
1 Multiple-unit operations.....number..	324	323	1	292	291	1	22	22	.....	1	1	.....
2 Subunits in multiple-unit operations..total number..	716	714	2	641	639	2	53	53	.....	2	2	.....
3 Home farms.....number..	321	320	1	289	288	1	22	22	.....	1	1	.....
4 Cropper farms.....number..	395	394	1	352	351	1	31	31	.....	1	1	.....
5 Land in multiple-unit operations.....total acres..	73,598	73,518	80	64,285	64,205	80	4,859	4,859	.....	1,040	1,040	.....
6 Home farms.....acres..	63,113	63,053	60	55,482	55,422	60	3,723	3,723	.....	1,036	1,036	.....
7 Cropper farms.....acres..	10,485	10,465	20	8,803	8,783	20	1,136	1,136	.....	4	4	.....
8 Cropland harvested.....total acres..	9,162	9,160	2	8,007	8,005	2	907	907	.....	19	19	.....
9 Corn harvested for grain..multiple units reporting..	304	304	.....	273	273	.....	21	21	.....	1	1	.....
10 subunits reporting..	537	537	.....	476	476	.....	41	41	.....	2	2	.....
11 acres..	4,617	4,617	.....	4,134	4,134	.....	353	353	.....	13	13	.....
12 bushels..	110,088	110,088	.....	100,694	100,694	.....	7,485	7,485	.....	350	350	.....
13 Cotton harvested.....multiple units reporting..	83	83	.....	72	72	.....	5	5	.....	.....	.....	.....
14 subunits reporting..	120	120	.....	99	99	.....	12	12	.....	.....	.....	.....
15 acres..	861	861	.....	678	678	.....	134	134	.....	.....	.....	.....
16 bales..	237	237	.....	189	189	.....	34	34	.....	.....	.....	.....
17 Tobacco harvested.....multiple units reporting..	2	2	.....	2	2	.....	.....	.....	.....	.....	.....	.....
18 subunits reporting..	3	3	.....	3	3	.....	.....	.....	.....	.....	.....	.....
19 acres..	2	2	.....	2	2	.....	.....	.....	.....	.....	.....	.....
20 pounds..	2,100	2,100	.....	2,100	2,100	.....	.....	.....	.....	.....	.....	.....
21 Rice harvested.....multiple units reporting..	(*)	(*)	(*)	(*)	(*)	(*)	(*)	(*)	(*)	(*)	(*)	.....
22 subunits reporting..	(*)	(*)	(*)	(*)	(*)	(*)	(*)	(*)	(*)	(*)	(*)	.....
23 acres..	(*)	(*)	(*)	(*)	(*)	(*)	(*)	(*)	(*)	(*)	(*)	.....
24 bushels..	(*)	(*)	(*)	(*)	(*)	(*)	(*)	(*)	(*)	(*)	(*)	.....
25 Peanuts harvested for picking or threshing.....multiple units reporting..	1	1	.....	1	1	.....	.....	.....	.....	.....	.....	.....
26 subunits reporting..	2	2	.....	2	2	.....	.....	.....	.....	.....	.....	.....
27 acres..	1	1	.....	1	1	.....	.....	.....	.....	.....	.....	.....
28 pounds..	150	150	.....	150	150	.....	.....	.....	.....	.....	.....	.....
29 Horses and mules.....multiple units reporting..	290	289	1	260	259	1	20	20	.....	1	1	.....
30 number..	581	580	1	519	518	1	44	44	.....	1	1	.....
31 Landlord-tenant operations containing multiple units:												
32 All subunits including home farm.....number..	864	862	2	775	773	2	57	57	.....	3	3	.....
33 Land in all subunits including home farm.....acres..	78,023	77,943	80	68,243	68,163	80	5,265	5,265	.....	1,050	1,050	.....
34 Owned by operator of multiple unit.....acres..	72,727	72,647	80	68,243	68,163	80	4,484	4,484	.....	.....	.....	.....
35 Rented by operator of multiple unit.....acres..	5,296	5,296	.....	.....	.....	.....	781	781	.....	1,050	1,050	.....
36 Subunits not included in multiple units.....operators reporting..	92	92	.....	84	84	.....	4	4	.....	1	1	.....
37 number..	148	148	.....	134	134	.....	4	4	.....	1	1	.....
38 Share tenants, not croppers nor share tenants.....number..	62	62	.....	53	53	.....	3	3	.....	1	1	.....
39 Land in subunits not included in multiple units.....acres..	4,425	4,425	.....	3,958	3,958	.....	406	406	.....	10	10	.....

\*Not available.

AND TENURE OF OPERATOR: CENSUS OF 1950

those for cropland harvested and crops harvested relate to 1949]

The State—Continued			Areas 1 and A														
Color and tenure of operator—Con.			Color and tenure of operator														
Tenants			All operators			Full owners			Part owners			Managers			Tenants		
Total	White	Non-white	Total	White	Non-white	Total	White	Non-white	Total	White	Non-white	Total	White	Non-white	Total	White	Non-white
1,330	1,148	182	1,159	1,141	18	853	842	11	175	170	5	7	7	.....	124	122	2
3,420	3,007	413	3,002	2,962	40	2,164	2,139	25	529	518	11	33	33	.....	276	272	4
1,306	1,124	182	1,095	1,077	18	791	780	11	174	169	5	6	6	.....	124	122	2
2,114	1,883	231	1,907	1,885	22	1,373	1,359	14	355	349	6	27	27	.....	152	150	2
454,601	418,142	36,459	357,994	353,913	4,081	245,620	242,633	2,987	68,837	68,073	764	9,102	9,102	.....	34,435	34,105	330
366,536	337,063	29,473	283,751	280,487	3,264	190,874	188,340	2,534	54,331	53,886	445	8,225	8,225	.....	30,321	30,036	285
88,065	81,079	6,986	74,243	73,426	817	54,746	54,293	453	14,506	14,187	319	877	877	.....	4,114	4,069	45
169,474	152,430	17,044	100,781	99,870	911	65,826	65,247	579	22,529	22,288	241	1,210	1,210	.....	11,216	11,125	91
1,265	1,087	178	1,072	1,058	14	780	772	8	167	163	4	7	7	.....	118	116	2
2,783	2,421	362	2,196	2,175	21	1,570	1,558	12	378	372	6	28	28	.....	220	217	3
57,292	50,694	6,598	28,105	27,928	177	18,913	18,806	107	5,873	5,815	58	306	306	.....	3,013	3,001	12
781,882	708,046	73,836	540,691	538,491	2,200	359,482	358,337	1,145	127,093	126,118	975	5,979	5,979	.....	48,137	48,057	80
1,174	1,005	169	1,077	1,060	17	783	773	10	170	165	5	5	5	.....	119	117	2
2,506	2,168	338	2,297	2,268	29	1,592	1,576	16	438	428	10	26	26	.....	241	238	3
45,696	40,720	4,976	42,289	41,821	468	26,685	26,418	267	9,645	9,504	141	453	453	.....	5,506	5,446	60
18,790	16,832	1,918	18,587	18,441	146	11,455	11,400	55	4,604	4,540	64	105	105	.....	2,423	2,396	27
189	182	7	2	2	.....	.....	.....	.....	.....	.....	.....	.....	.....	.....	.....	.....	.....
323	313	10	3	3	.....	.....	.....	.....	.....	.....	.....	.....	.....	.....	.....	.....	.....
944	927	17	3	3	.....	.....	.....	.....	.....	.....	.....	.....	.....	.....	.....	.....	.....
1,068,391	1,046,691	21,700	2,881	2,881	.....	.....	.....	.....	.....	.....	.....	.....	.....	.....	2,881	.....	.....
(*)	(*)	(*)	(*)	(*)	(*)	(*)	(*)	(*)	(*)	(*)	(*)	(*)	(*)	(*)	(*)	(*)	(*)
596	501	95	7	7	.....	7	7	.....	.....	.....	.....	.....	.....	.....	.....	.....	.....
1,292	1,111	181	7	7	.....	7	7	.....	.....	.....	.....	.....	.....	.....	.....	.....	.....
25,480	22,235	3,245	17	17	.....	17	17	.....	.....	.....	.....	.....	.....	.....	.....	.....	.....
21,053,774	18,117,902	2,935,872	8,680	8,680	.....	8,680	8,680	.....	.....	.....	.....	.....	.....	.....	.....	.....	.....
1,216	1,038	178	979	963	16	716	706	10	157	153	4	7	7	.....	99	97	2
4,453	3,819	634	3,395	3,348	47	2,421	2,392	29	616	603	13	61	61	.....	297	292	5
3,822	3,374	448	3,488	3,443	45	2,546	2,519	27	580	569	11	52	52	.....	310	303	7
480,955	443,273	37,682	395,269	391,085	4,184	274,617	271,570	3,047	75,371	74,607	764	9,939	9,939	.....	35,342	34,969	373
.....	.....	.....	334,634	330,991	3,643	274,617	271,570	3,047	50,518	49,922	596	9,499	9,499	.....	.....	.....	.....
480,955	443,273	37,682	60,635	60,094	541	.....	.....	.....	24,853	24,685	168	440	440	.....	35,342	34,969	373
204	181	23	286	282	4	229	227	2	32	32	.....	4	4	.....	21	19	2
402	367	35	486	481	5	382	380	2	51	51	.....	19	19	.....	34	31	3
189	172	17	321	320	1	253	252	1	29	29	.....	16	16	.....	23	23	.....
213	195	18	165	161	4	129	128	1	22	22	.....	3	3	.....	11	8	3
26,354	25,131	1,223	37,275	37,172	103	28,997	28,937	60	6,534	6,534	.....	837	837	.....	907	864	43

Area 2—Continued			Areas 3 and B														
Color and tenure of operator—Con.			Color and tenure of operator														
Tenants			All operators			Full owners			Part owners			Managers			Tenants		
Total	White	Non-white	Total	White	Non-white	Total	White	Non-white	Total	White	Non-white	Total	White	Non-white	Total	White	Non-white
9	9	.....	2,300	2,247	53	1,825	1,804	21	331	317	14	19	19	.....	125	107	18
20	20	.....	5,685	5,565	120	4,446	4,401	45	884	848	36	76	76	.....	279	240	39
9	9	.....	2,161	2,108	53	1,689	1,668	21	328	314	14	19	19	.....	125	107	18
11	11	.....	3,524	3,457	67	2,757	2,733	24	596	534	62	57	57	.....	154	133	21
3,414	3,414	.....	493,681	485,957	7,724	379,743	376,643	3,100	82,092	79,654	2,438	10,646	10,646	.....	21,200	19,014	2,186
2,872	2,872	.....	351,002	345,562	5,440	266,567	264,359	2,208	59,140	57,550	1,590	8,397	8,397	.....	16,898	15,256	1,642
542	542	.....	142,679	140,395	2,284	113,176	112,284	892	22,952	22,104	848	2,249	2,249	.....	4,302	3,758	544
229	229	.....	151,845	148,454	3,391	110,640	109,491	1,149	30,448	29,405	1,043	3,333	3,333	.....	7,424	6,225	1,199
9	9	.....	2,196	2,144	52	1,745	1,724	21	313	300	13	19	19	.....	119	101	18
18	18	.....	4,443	4,342	101	3,468	3,431	37	691	663	28	57	57	.....	227	191	36
117	117	.....	52,203	50,963	1,240	39,717	39,263	454	8,774	8,486	278	1,113	1,113	.....	2,599	2,091	508
1,559	1,559	.....	833,081	818,126	14,955	620,092	614,923	5,169	151,921	147,516	4,340	26,260	26,260	.....	34,808	29,362	5,446
6	6	.....	2,046	1,997	49	1,606	1,586	20	304	292	12	16	16	.....	120	103	17
9	9	.....	4,022	3,927	95	3,086	3,050	36	664	638	26	54	54	.....	238	185	33
49	49	.....	51,082	49,692	1,390	37,116	36,640	476	10,281	9,814	467	993	993	.....	2,692	2,245	447
14	14	.....	20,383	19,886	497	14,200	14,061	139	4,562	4,368	194	538	538	.....	1,083	919	164
.....	.....	.....	.....	.....	.....	.....	.....	.....	.....	.....	.....	.....	.....	.....	.....	.....	.....
.....	.....	.....	.....	.....	.....	.....	.....	.....	.....	.....	.....	.....	.....	.....	.....	.....	.....
(*)	(*)	(*)	(*)	(*)	(*)	(*)	(*)	(*)	(*)	(*)	(*)	(*)	(*)	(*)	(*)	(*)	(*)
.....	.....	.....	18	17	1	18	17	1	.....	.....	.....	.....	.....	.....	.....	.....	.....
.....	.....	.....	21	20	1	21	20	1	.....	.....	.....	.....	.....	.....	.....	.....	.....
.....	.....	.....	20	19	1	20	19	1	.....	.....	.....	.....	.....	.....	.....	.....	.....
.....	.....	.....	6,648	6,448	200	6,648	6,448	200	.....	.....	.....	.....	.....	.....	.....	.....	.....
9	9	.....	2,145	2,093	52	1,707	1,686	21	302	289	13	18	18	.....	118	100	18
17	17	.....	6,974	6,796	178	5,410	5,337	73	1,051	1,006	45	149	149	.....	364	304	60
29	29	.....	6,609	6,476	133	5,183	5,135	48	1,024	985	39	100	100	.....	302	256	46
3,465	3,465	.....	552,937	544,805	8,132	429,276	426,072	3,204	89,597	87,007	2,590	12,054	12,054	.....	22,010	19,672	2,338
.....	.....	.....	497,395	492,704	4,691	429,276	426,072	3,204	58,099	56,612	1,487	10,020	10,020	.....	.....	.....	.....
3,465	3,465	.....	55,542	52,101	3,441	.....	.....	.....	31,498	30,395	1,103	2,034	2,034	.....	22,010	19,672	2,338
3	3	.....	537	528	9	440	438	2	74	72	2	7	7	.....	16	11	5
9	9	.....	924	911	13	737	734	3	140	137	3	24	24	.....	23	16	7
5	5	.....	541	532	9	436	434	2	79	76	3	15	15	.....	11	7	4
4	4	.....	383	379	4	301	300	1	61	61	.....	9	9	.....	12	9	3
51	51	.....	59,256	58,848	408	49,533	49,429	104	7,505	7,353	152	1,408	1,408	.....	810	658	152

MULTIPLE-UNIT OPERATIONS

Economic Area Table 2.—MULTIPLE-UNIT OPERATIONS, BY COLOR

[Data for units, land in units, and number of horses and mules relate to April 1, 1950;

Item (For definitions and explanations, see text)	Area 4a											
	All operators			Color and tenure of operator								
	Total	White	Non-white	Full owners			Part owners			Managers		
				Total	White	Non-white	Total	White	Non-white	Total	White	Non-white
1 Multiple-unit operations.....number..	2,723	2,589	134	1,718	1,648	70	732	702	30	36	36	.....
2 Subunits in multiple-unit operations..total number..	8,101	7,791	310	4,848	4,689	159	2,441	2,368	73	245	245	.....
3 Home farms.....number..	2,516	2,385	131	1,529	1,462	67	717	687	30	34	34	.....
4 Cropper farms.....number..	5,585	5,406	179	3,319	3,227	92	1,724	1,681	43	211	211	.....
5 Land in multiple-unit operations.....total acres..	938,242	913,233	25,009	528,283	515,115	13,168	296,437	289,677	6,760	62,223	62,223	.....
6 Home farms.....acres..	705,699	686,128	19,571	383,851	373,820	10,031	230,519	225,053	5,466	48,295	48,295	.....
7 Cropper farms.....acres..	232,543	227,105	5,438	144,432	141,295	3,137	65,918	64,624	1,294	12,928	12,928	.....
8 Cropland harvested.....total acres..	308,106	299,381	8,725	163,112	158,814	4,298	112,085	109,587	2,498	14,671	14,671	.....
9 Corn harvested for grain.....multiple units reporting..	2,574	2,445	129	1,625	1,557	68	696	668	28	34	34	.....
10 subunits reporting..	6,166	5,909	257	3,692	3,559	133	1,838	1,779	59	210	210	.....
11 acres..	78,470	75,512	2,958	45,054	43,501	1,553	25,010	24,235	775	3,610	3,610	.....
12 bushels..	1,171,651	1,138,633	33,018	673,604	655,761	17,843	381,884	373,544	8,340	49,501	49,501	.....
13 Cotton harvested.....multiple units reporting..	2,590	2,460	130	1,621	1,554	67	708	678	30	35	35	.....
14 subunits reporting..	6,481	6,213	268	3,747	3,617	130	2,052	1,984	68	210	210	.....
15 acres..	113,035	109,751	3,284	59,573	58,060	1,513	40,413	39,429	984	5,132	5,132	.....
16 bales..	53,622	52,317	1,305	27,602	27,021	581	20,208	19,787	421	2,250	2,250	.....
17 Tobacco harvested.....multiple units reporting..	.....	.....	.....	.....	.....	.....	.....	.....	.....	.....	.....	.....
18 subunits reporting..	.....	.....	.....	.....	.....	.....	.....	.....	.....	.....	.....	.....
19 acres..	.....	.....	.....	.....	.....	.....	.....	.....	.....	.....	.....	.....
20 pounds..	.....	.....	.....	.....	.....	.....	.....	.....	.....	.....	.....	.....
21 Rice harvested.....multiple units reporting..	(*)	(*)	(*)	(*)	(*)	(*)	(*)	(*)	(*)	(*)	(*)	(*)
22 subunits reporting..	(*)	(*)	(*)	(*)	(*)	(*)	(*)	(*)	(*)	(*)	(*)	(*)
23 acres..	(*)	(*)	(*)	(*)	(*)	(*)	(*)	(*)	(*)	(*)	(*)	(*)
24 bushels..	(*)	(*)	(*)	(*)	(*)	(*)	(*)	(*)	(*)	(*)	(*)	(*)
25 Peanuts harvested for picking or threshing.....multiple units reporting..	27	20	7	15	12	3	9	5	4	.....	.....	.....
26 subunits reporting..	37	28	9	21	17	4	11	6	5	.....	.....	.....
27 acres..	65	47	18	30	26	4	20	6	14	.....	.....	.....
28 pounds..	33,968	28,288	5,680	17,878	16,698	1,180	6,900	2,400	4,500	.....	.....	.....
29 Horses and mules.....multiple units reporting..	2,483	2,355	128	1,565	1,497	68	670	643	27	33	33	.....
30 number..	10,110	9,709	401	6,037	5,830	207	3,036	2,938	98	402	402	.....
31 Landlord-tenant operations containing multiple units:												
32 All subunits including home farm.....number..	9,459	9,099	360	5,722	5,534	188	2,819	2,729	90	306	306	.....
33 Land in all subunits including home farm.....acres..	1,023,994	996,839	27,155	585,563	571,310	14,253	317,928	310,206	7,722	66,791	66,791	.....
34 Owned by operator of multiple unit.....acres..	847,307	828,800	18,507	585,563	571,310	14,253	206,066	201,812	4,254	55,678	55,678	.....
35 Rented by operator of multiple unit.....acres..	176,687	168,039	8,648	.....	.....	.....	111,862	108,994	3,468	11,113	11,113	.....
36 Subunits not included in multiple units.....operators reporting..	706	678	28	459	442	17	198	189	9	18	18	.....
37 number..	1,358	1,308	50	874	845	29	378	361	17	61	61	.....
38 Share tenants.....number..	584	560	24	366	354	12	178	170	8	19	19	.....
39 Other tenants, not croppers nor share tenants.....number..	774	748	26	508	491	17	200	191	9	42	42	.....
Land in subunits not included in multiple units.....acres..	85,752	83,606	2,146	57,280	56,195	1,085	21,491	20,529	962	4,568	4,568	.....

Item (For definitions and explanations, see text)	Areas 5, C, and D											
	All operators			Color and tenure of operator								
	Total	White	Non-white	Full owners			Part owners			Managers		
				Total	White	Non-white	Total	White	Non-white	Total	White	Non-white
1 Multiple-unit operations.....number..	836	788	48	525	505	20	204	191	13	14	14	.....
2 Subunits in multiple-unit operations..total number..	2,369	2,255	114	1,426	1,378	48	617	587	30	74	74	.....
3 Home farms.....number..	783	736	47	475	456	19	201	188	13	14	14	.....
4 Cropper farms.....number..	1,586	1,519	67	951	922	29	416	399	17	60	60	.....
5 Land in multiple-unit operations.....total acres..	434,123	422,119	12,004	254,119	249,412	4,707	121,285	117,333	3,952	24,641	24,641	.....
6 Home farms.....acres..	335,331	325,960	9,371	189,814	186,687	3,127	95,682	92,223	3,459	22,555	22,555	.....
7 Cropper farms.....acres..	98,792	96,159	2,633	64,305	62,732	1,580	25,603	25,110	493	2,086	2,086	.....
8 Cropland harvested.....total acres..	124,911	119,872	5,039	66,801	65,273	1,528	40,602	38,787	1,815	5,003	5,003	.....
9 Corn harvested for grain.....multiple units reporting..	804	758	46	503	485	18	201	188	13	14	14	.....
10 subunits reporting..	1,916	1,816	100	1,125	1,086	39	524	496	28	67	67	.....
11 acres..	47,558	45,442	2,116	27,419	26,730	689	13,928	13,275	653	1,584	1,584	.....
12 bushels..	535,393	516,703	18,690	303,014	296,949	6,065	151,026	145,231	5,795	25,239	25,239	.....
13 Cotton harvested.....multiple units reporting..	741	698	43	447	432	15	192	179	13	14	14	.....
14 subunits reporting..	1,736	1,649	87	983	954	29	493	467	26	68	68	.....
15 acres..	32,654	30,986	1,668	16,179	15,752	427	11,555	10,978	577	1,448	1,448	.....
16 bales..	14,015	13,496	519	6,639	6,491	148	5,338	5,161	177	728	728	.....
17 Tobacco harvested.....multiple units reporting..	.....	.....	.....	.....	.....	.....	.....	.....	.....	.....	.....	.....
18 subunits reporting..	.....	.....	.....	.....	.....	.....	.....	.....	.....	.....	.....	.....
19 acres..	.....	.....	.....	.....	.....	.....	.....	.....	.....	.....	.....	.....
20 pounds..	.....	.....	.....	.....	.....	.....	.....	.....	.....	.....	.....	.....
21 Rice harvested.....multiple units reporting..	(*)	(*)	(*)	(*)	(*)	(*)	(*)	(*)	(*)	(*)	(*)	(*)
22 subunits reporting..	(*)	(*)	(*)	(*)	(*)	(*)	(*)	(*)	(*)	(*)	(*)	(*)
23 acres..	(*)	(*)	(*)	(*)	(*)	(*)	(*)	(*)	(*)	(*)	(*)	(*)
24 bushels..	(*)	(*)	(*)	(*)	(*)	(*)	(*)	(*)	(*)	(*)	(*)	(*)
25 Peanuts harvested for picking or threshing.....multiple units reporting..	456	433	23	280	270	10	117	112	5	7	7	.....
26 subunits reporting..	848	815	33	504	490	14	237	228	9	18	18	.....
27 acres..	8,206	7,901	305	4,409	4,326	83	2,867	2,714	153	191	191	.....
28 pounds..	4,433,310	4,307,846	125,464	2,326,744	2,289,740	37,004	1,583,784	1,514,784	69,000	126,800	126,800	.....
29 Horses and mules.....multiple units reporting..	797	711	86	461	461	19	183	171	12	13	13	.....
30 number..	2,856	2,706	150	1,726	1,668	58	749	708	41	104	104	.....
31 Landlord-tenant operations containing multiple units:												
32 All subunits including home farm.....number..	2,796	2,670	126	1,719	1,667	52	726	691	35	85	85	.....
33 Land in all subunits including home farm.....acres..	478,876	466,214	12,662	288,973	283,900	5,073	130,114	125,967	4,147	25,391	25,391	.....
34 Owned by operator of multiple unit.....acres..	388,960	380,914	8,046	288,973	283,900	5,073	89,208	86,235	2,973	10,779	10,779	.....
35 Rented by operator of multiple unit.....acres..	89,916	85,300	4,616	.....	.....	.....	40,906	39,732	1,174	14,612	14,612	.....
36 Subunits not included in multiple units.....operators reporting..	228	218	10	150	147	3	59	55	4	6	6	.....
37 number..	427	415	12	293	289	4	109	104	5	11	11	.....
38 Share tenants.....number..	104	101	3	71	70	1	26	26	.....	3	3	.....
39 Other tenants, not croppers nor share tenants.....number..	323	314	9	222	219	3	83	78	5	8	8	.....
Land in subunits not included in multiple units.....acres..	44,753	44,095	658	34,854	34,488	366	8,829	8,634	195	750	750	.....

\* Not available.

AND TENURE OF OPERATOR: CENSUS OF 1950—Continued

those for cropland harvested and crops harvested relate to 1949]

Area 4a—Continued			Area 4b														
Color and tenure of operator—Con.			Color and tenure of operator														
Tenants			All operators			Full owners			Part owners			Managers			Tenants		
Total	White	Non-white	Total	White	Non-white	Total	White	Non-white	Total	White	Non-white	Total	White	Non-white	Total	White	Non-white
237	203	34	933	854	79	627	579	48	219	201	18	21	21	.....	66	53	13
567	489	78	2,774	2,592	182	1,811	1,707	104	722	672	50	81	81	.....	160	132	28
236	202	34	868	790	78	566	519	47	217	199	18	20	20	.....	65	52	13
331	287	44	1,906	1,802	104	1,245	1,188	57	505	473	32	61	61	.....	95	80	15
51,299	46,218	5,081	590,160	568,243	21,917	388,705	378,144	10,561	147,774	138,773	9,001	28,454	28,454	.....	25,227	22,872	2,355
42,034	37,960	4,074	489,444	470,813	18,631	318,742	310,013	8,729	124,261	116,389	7,872	24,953	24,953	.....	21,488	19,458	2,030
9,265	8,258	1,007	100,716	97,430	3,286	69,963	68,131	1,832	23,513	22,384	1,129	3,501	3,501	.....	3,799	3,414	325
18,238	16,309	1,929	123,994	115,784	7,810	75,382	72,160	3,222	36,786	33,027	3,759	4,030	4,030	.....	7,396	6,567	829
219	186	33	844	773	71	563	520	43	202	186	16	20	20	.....	59	47	12
426	361	65	2,038	1,892	146	1,284	1,200	84	570	529	41	64	64	.....	120	99	21
4,796	4,166	630	34,671	32,470	2,201	21,489	20,392	1,097	9,876	9,035	841	1,228	1,228	.....	2,078	1,815	263
66,662	59,827	6,835	402,325	379,978	22,347	247,241	234,819	12,422	119,035	111,506	7,529	14,255	14,255	.....	21,794	19,398	2,396
226	193	33	855	779	76	566	520	46	209	191	18	19	19	.....	61	49	12
472	402	70	2,065	1,912	153	1,282	1,199	83	590	544	46	60	60	.....	133	109	24
7,917	7,130	787	38,362	35,807	2,555	21,789	20,618	1,171	12,047	10,994	1,053	1,172	1,172	.....	3,354	3,023	331
3,562	3,259	303	17,291	16,145	1,146	9,477	8,979	498	5,977	5,458	519	589	589	.....	1,248	1,119	129
.....	.....	.....	.....	.....	.....	.....	.....	.....	.....	.....	.....	.....	.....	.....	.....	.....	.....
.....	.....	.....	.....	.....	.....	.....	.....	.....	.....	.....	.....	.....	.....	.....	.....	.....	.....
.....	.....	.....	.....	.....	.....	.....	.....	.....	.....	.....	.....	.....	.....	.....	.....	.....	.....
.....	.....	.....	.....	.....	.....	.....	.....	.....	.....	.....	.....	.....	.....	.....	.....	.....	.....
(*)	(*)	(*)	(*)	(*)	(*)	(*)	(*)	(*)	(*)	(*)	(*)	(*)	(*)	(*)	(*)	(*)	(*)
3	3	.....	23	23	.....	14	14	.....	6	6	.....	.....	.....	.....	3	3	.....
5	5	.....	34	34	.....	18	18	.....	9	9	.....	.....	.....	.....	7	7	.....
15	15	.....	139	139	.....	30	30	.....	69	69	.....	.....	.....	.....	40	40	.....
9,190	9,190	.....	59,708	59,708	.....	13,334	13,334	.....	34,224	34,224	.....	.....	.....	.....	12,150	12,150	.....
215	182	33	871	792	79	581	533	48	204	186	18	21	21	.....	65	52	13
635	539	96	3,950	3,691	259	2,559	2,410	149	1,013	936	77	145	145	.....	233	200	33
612	530	82	3,601	3,393	208	2,439	2,319	120	880	821	59	107	107	.....	175	146	29
53,712	48,532	5,180	657,061	634,225	22,836	440,199	429,177	11,022	159,667	150,238	9,429	30,937	30,937	.....	26,258	23,873	2,385
.....	.....	.....	573,511	556,652	16,859	440,199	429,177	11,022	106,039	100,202	5,837	27,273	27,273	.....	.....	.....	.....
53,712	48,532	5,180	83,550	77,573	5,977	.....	.....	.....	53,628	50,036	3,592	3,664	3,664	.....	26,258	23,873	2,385
31	29	2	314	293	21	216	203	13	78	71	7	8	8	.....	12	11	1
45	41	4	827	801	26	628	612	16	158	149	9	26	26	.....	15	14	1
21	17	4	301	297	4	238	234	4	48	48	.....	10	10	.....	5	5	.....
24	24	.....	526	504	22	390	378	12	110	101	9	16	16	.....	10	9	1
2,413	2,314	99	66,901	65,982	919	51,494	51,033	461	11,893	11,465	428	2,483	2,483	.....	1,031	1,001	30

Areas 5, C, and D—Continued			Area 5														
Color and tenure of operator—Con.			Color and tenure of operator														
Tenants			All operators			Full owners			Part owners			Managers			Tenants		
Total	White	Non-white	Total	White	Non-white	Total	White	Non-white	Total	White	Non-white	Total	White	Non-white	Total	White	Non-white
93	78	15	1,956	1,841	115	1,389	1,319	70	400	374	26	21	21	.....	146	127	19
252	216	36	5,993	5,722	271	3,936	3,771	165	1,439	1,375	64	189	189	.....	429	387	42
93	78	15	1,794	1,681	113	1,240	1,172	68	393	367	26	20	20	.....	141	122	19
159	138	21	4,199	4,041	158	2,696	2,599	97	1,046	1,008	38	169	169	.....	288	265	23
34,078	30,733	3,345	1,040,904	1,015,614	25,290	656,378	643,192	13,186	287,656	279,040	8,616	32,445	32,445	.....	64,425	60,937	3,488
27,280	24,495	2,785	814,522	794,898	19,624	505,299	495,564	9,735	232,971	225,824	7,147	24,836	24,836	.....	51,416	48,674	2,742
6,798	6,238	560	226,382	220,716	5,666	151,079	147,628	3,451	54,685	53,216	1,469	7,609	7,609	.....	13,009	12,263	746
12,505	10,809	1,696	393,659	381,211	12,448	230,818	224,576	6,242	121,949	117,685	4,264	12,585	12,585	.....	28,307	26,365	1,942
86	71	15	1,892	1,781	111	1,336	1,269	67	394	368	26	20	20	.....	142	124	18
200	167	33	4,987	4,754	233	3,203	3,063	140	1,246	1,186	60	172	172	.....	366	333	33
4,627	3,853	774	147,532	142,353	5,179	89,730	86,994	2,736	42,035	40,277	1,758	5,011	5,011	.....	10,756	10,071	685
56,114	49,284	6,830	1,771,166	1,725,849	45,317	1,070,779	1,047,979	22,792	526,737	510,302	16,435	61,334	61,334	.....	112,324	106,234	6,090
88	73	15	1,868	1,756	112	1,311	1,246	67	392	366	26	21	21	.....	142	124	18
192	160	32	4,807	4,569	238	3,024	2,887	137	1,238	1,175	63	174	174	.....	371	333	38
3,472	2,808	664	119,297	114,779	4,518	66,356	64,243	2,113	39,364	37,796	1,568	4,191	4,191	.....	9,386	8,549	837
1,310	1,116	194	43,184	41,941	1,243	23,946	23,421	525	14,197	13,778	419	1,673	1,673	.....	3,368	3,069	299
.....	.....	.....	276	269	7	208	203	5	49	47	2	3	3	.....	16	16	.....
.....	.....	.....	392	384	8	277	271	6	84	82	2	6	6	.....	25	25	.....
.....	.....	.....	1,014	1,007	7	708	703	5	233	231	2	21	21	.....	52	52	.....
.....	.....	.....	1,027,086	1,017,791	9,295	706,958	701,663	5,295	249,938	245,938	4,000	20,600	20,600	.....	49,590	49,590	.....
(*)	(*)	(*)	(*)	(*)	(*)	(*)	(*)	(*)	(*)	(*)	(*)	(*)	(*)	(*)	(*)	(*)	(*)
52	44	8	1,231	1,165	66	825	787	38	299	280	19	13	13	.....	94	85	9
89	79	10	2,397	2,291	106	1,541	1,478	63	617	588	29	65	65	.....	174	160	14
739	670	69	27,753	26,881	872	16,193	15,755	438	9,022	8,764	258	691	691	.....	1,847	1,671	176
395,982	376,522	19,460	16,643,727	16,250,085	393,642	9,811,766	9,609,468	202,298	5,358,714	5,243,514	115,200	408,541	408,541	.....	1,064,706	988,562	76,144
81	66	15	1,800	1,690	110	1,270	1,203	67	377	352	25	18	18	.....	135	117	18
277	226	51	8,980	8,612	368	5,582	5,385	197	2,477	2,371	106	285	285	.....	636	571	65
266	227	39	7,321	7,011	310	4,854	4,665	189	1,765	1,687	78	226	226	.....	476	433	43
34,398	30,956	3,442	1,140,407	1,113,608	26,799	719,741	705,610	14,131	315,943	306,795	9,148	37,656	37,656	.....	67,067	63,547	3,520
.....	.....	.....	944,832	925,975	18,857	719,741	705,610	14,131	206,617	201,891	4,726	18,474	18,474	.....	.....	.....	.....
34,398	30,956	3,442	195,575	187,633	7,942	.....	.....	.....	109,326	104,904	4,422	19,182	19,182	.....	67,067	63,547	3,520
13	10	3	583	557	26	408	392	16	140	131	9	9	9	.....	26	25	1
14	11	3	1,328	1,289	39	918	894	24	326	312	14	37	37	.....	47	46	1
4	2	2	525	510	15	339	330	9	148	142	6	14	14	.....	24	24	.....
10	9	1	803	779	24	579	564	15	178	170	8	23	23	.....	23	22	1
320	223	97	99,503	97,994	1,509	63,363	62,418	945	28,287	27,755	532	5,211	5,211	.....	2,642	2,610	32



MULTIPLE-UNIT OPERATIONS

Economic Area Table 2.—MULTIPLE-UNIT OPERATIONS, BY COLOR

[Data for units, land in units, and number of horses and mules relate to April 1, 1950;

Item (For definitions and explanations, see text)	Area 7a											
	All operators			Color and tenure of operator								
				Full owners			Part owners			Managers		
	Total	White	Non-white	Total	White	Non-white	Total	White	Non-white	Total	White	Non-white
1 Multiple-unit operations.....number..	1,494	1,349	145	851	778	73	433	399	34	48	48	.....
2 Subunits in multiple-unit operations..total number..	5,386	5,018	368	2,744	2,563	181	1,797	1,699	98	378	378	.....
3 Home farms.....number..	1,358	1,216	142	723	653	70	427	393	34	47	47	.....
4 Cropper farms.....number..	4,028	3,802	226	2,021	1,910	111	1,370	1,306	64	331	331	.....
5 Land in multiple-unit operations.....total acres..	862,585	820,871	41,714	425,866	408,790	17,076	285,660	273,393	12,267	78,882	78,882	.....
6 Home farms.....acres..	648,583	615,623	32,960	314,506	301,527	12,979	212,879	203,448	9,431	61,873	61,873	.....
7 Cropper farms.....acres..	214,002	205,248	8,754	111,360	107,263	4,097	72,781	69,945	2,836	17,009	17,009	.....
8 Cropland harvested.....total acres..	321,019	304,295	16,724	149,699	142,989	6,710	116,462	111,216	5,246	25,265	25,265	.....
9 Corn harvested for grain..multiple units reporting..	1,464	1,320	144	832	759	73	426	392	34	47	47	.....
10 subunits reporting..	4,644	4,307	337	2,338	2,175	163	1,548	1,456	92	339	339	.....
11 acres..	107,494	100,264	7,230	52,379	49,501	2,878	36,395	34,061	2,334	8,398	8,398	.....
12 bushels..	1,666,958	1,590,900	76,058	788,933	759,818	29,115	575,013	553,129	21,884	145,840	145,840	.....
13 Cotton harvested.....multiple units reporting..	1,108	991	117	619	559	60	334	307	27	41	41	.....
14 subunits reporting..	3,200	2,960	240	1,985	1,471	514	1,071	1,006	65	269	269	.....
15 acres..	49,796	47,096	2,700	22,501	21,442	1,059	17,355	16,678	677	5,259	5,259	.....
16 bales..	23,558	22,582	976	10,127	9,780	347	8,675	8,470	205	2,669	2,669	.....
17 Tobacco harvested.....multiple units reporting..	1	1	.....	.....	.....	.....	.....	.....	.....	.....	.....	.....
18 subunits reporting..	1	1	.....	.....	.....	.....	.....	.....	.....	.....	.....	.....
19 acres..	5	5	.....	.....	.....	.....	.....	.....	.....	.....	.....	.....
20 pounds..	3,000	3,000	.....	.....	.....	.....	.....	.....	.....	.....	.....	.....
21 Rice harvested.....multiple units reporting..	(*)	(*)	(*)	(*)	(*)	(*)	(*)	(*)	(*)	(*)	(*)	(*)
22 subunits reporting..	(*)	(*)	(*)	(*)	(*)	(*)	(*)	(*)	(*)	(*)	(*)	(*)
23 acres..	(*)	(*)	(*)	(*)	(*)	(*)	(*)	(*)	(*)	(*)	(*)	(*)
24 bushels..	(*)	(*)	(*)	(*)	(*)	(*)	(*)	(*)	(*)	(*)	(*)	(*)
25 Peanuts harvested for picking or threshing.....multiple units reporting..	1,431	1,289	142	811	740	71	416	383	33	47	47	.....
26 subunits reporting..	4,374	4,058	316	2,192	2,046	146	1,501	1,409	92	286	286	.....
27 acres..	97,637	92,101	5,536	45,334	43,413	2,121	36,798	34,894	1,904	5,285	5,285	.....
28 pounds..	78,527,111	74,025,947	4,501,164	35,786,998	34,471,728	1,315,270	23,448,588	23,010,194	1,345,394	3,974,781	3,974,781	.....
29 Horses and mules.....multiple units reporting..	1,372	1,232	140	771	701	70	407	374	33	44	44	.....
30 number..	7,539	7,041	498	3,791	3,559	232	2,543	2,413	130	588	588	.....
31 Landlord-tenant operations containing multiple units:												
32 All subunits including home farm.....number..	6,132	5,701	431	3,234	3,012	222	1,992	1,883	109	404	404	.....
33 Land in all subunits including home farm.....acres..	927,544	882,366	45,178	463,518	444,337	19,181	305,910	292,801	13,109	84,203	84,203	.....
34 Owned by operator of multiple unit.....acres..	735,256	709,052	26,204	463,518	444,337	19,181	196,863	189,840	7,023	74,875	74,875	.....
35 Rented by operator of multiple unit.....acres..	192,288	173,314	18,974	.....	.....	.....	109,047	102,961	6,086	9,328	9,328	.....
36 Subunits not included in multiple units.....operators reporting..	376	335	41	246	218	28	98	90	8	12	12	.....
37 number..	746	683	63	490	449	41	195	184	11	26	26	.....
38 Share tenants.....number..	225	213	12	124	119	5	72	69	3	19	19	.....
39 Other tenants, not croppers nor share tenants.....number..	521	470	51	366	330	36	123	115	8	7	7	.....
Land in subunits not included in multiple units.....acres..	64,959	61,495	3,464	37,652	35,547	2,105	20,250	19,408	842	5,321	5,321	.....

Item (For definitions and explanations, see text)	Area 8											
	All operators			Color and tenure of operator								
				Full owners			Part owners			Managers		
	Total	White	Non-white	Total	White	Non-white	Total	White	Non-white	Total	White	Non-white
1 Multiple-unit operations.....number..	3,988	3,868	120	3,256	3,159	97	564	547	17	34	34	.....
2 Subunits in multiple-unit operations..total number..	10,536	10,255	281	8,456	8,227	229	1,627	1,588	39	138	138	.....
3 Home farms.....number..	3,755	3,641	114	3,038	2,947	91	557	540	17	33	33	.....
4 Cropper farms.....number..	6,781	6,614	167	5,418	5,280	138	1,070	1,048	22	105	105	.....
5 Land in multiple-unit operations.....total acres..	1,600,174	1,575,935	24,239	1,253,144	1,232,978	20,166	235,354	231,951	3,403	68,156	68,156	.....
6 Home farms.....acres..	1,261,089	1,242,291	18,798	982,631	966,947	15,684	184,296	181,684	2,612	62,839	62,839	.....
7 Cropper farms.....acres..	339,085	333,644	5,441	270,513	266,031	4,482	51,058	50,267	791	5,317	5,317	.....
8 Cropland harvested.....total acres..	442,224	433,329	8,895	329,941	322,975	6,966	83,926	82,415	1,511	13,044	13,044	.....
9 Corn harvested for grain..multiple units reporting..	3,788	3,676	112	3,090	3,001	89	542	525	17	32	32	.....
10 subunits reporting..	7,855	7,638	217	6,218	6,048	170	1,281	1,245	36	105	105	.....
11 acres..	182,935	179,334	3,601	141,211	138,411	2,800	30,733	30,171	562	4,705	4,705	.....
12 bushels..	2,695,381	2,647,967	47,414	2,082,162	2,047,458	34,704	455,751	448,056	7,695	64,222	64,222	.....
13 Cotton harvested.....multiple units reporting..	2,969	2,871	98	2,396	2,316	80	447	434	13	24	24	.....
14 subunits reporting..	5,490	5,318	172	4,268	4,131	137	976	948	28	62	62	.....
15 acres..	71,431	69,532	1,899	51,657	50,378	1,279	16,563	16,010	553	671	671	.....
16 bales..	26,823	26,263	560	19,157	18,801	356	6,441	6,258	183	246	246	.....
17 Tobacco harvested.....multiple units reporting..	3,506	3,412	94	2,881	2,806	75	490	476	14	25	25	.....
18 subunits reporting..	6,303	6,153	150	5,084	4,958	126	958	941	17	70	70	.....
19 acres..	19,457	19,141	316	15,522	15,263	259	3,100	3,057	43	237	237	.....
20 pounds..	23,018,922	22,687,939	330,983	18,477,734	18,204,951	272,783	3,592,663	3,552,963	39,700	257,067	257,067	.....
21 Rice harvested.....multiple units reporting..	(*)	(*)	(*)	(*)	(*)	(*)	(*)	(*)	(*)	(*)	(*)	(*)
22 subunits reporting..	(*)	(*)	(*)	(*)	(*)	(*)	(*)	(*)	(*)	(*)	(*)	(*)
23 acres..	(*)	(*)	(*)	(*)	(*)	(*)	(*)	(*)	(*)	(*)	(*)	(*)
24 bushels..	(*)	(*)	(*)	(*)	(*)	(*)	(*)	(*)	(*)	(*)	(*)	(*)
25 Peanuts harvested for picking or threshing.....multiple units reporting..	1,605	1,564	41	1,226	1,194	32	299	293	6	15	15	.....
26 subunits reporting..	2,845	2,780	65	2,103	2,052	51	590	579	11	50	50	.....
27 acres..	26,484	26,042	442	19,251	18,908	343	5,786	5,719	67	623	623	.....
28 pounds..	18,423,284	18,244,619	178,665	13,433,606	13,299,416	134,190	3,997,640	3,965,662	31,975	440,365	440,365	.....
29 Horses and mules.....multiple units reporting..	3,643	3,531	112	2,971	2,882	89	519	505	14	31	31	.....
30 number..	11,149	10,842	307	8,911	8,666	245	1,701	1,653	48	215	215	.....
31 Landlord-tenant operations containing multiple units:												
32 All subunits including home farm.....number..	12,558	12,228	330	10,134	9,866	268	1,855	1,806	49	209	209	.....
33 Land in all subunits including home farm.....acres..	1,740,074	1,714,000	26,074	1,364,191	1,342,631	21,560	252,691	248,847	3,844	74,061	74,061	.....
34 Owned by operator of multiple unit.....acres..	1,619,608	1,595,197	24,411	1,364,191	1,342,631	21,560	187,263	184,412	2,851	68,154	68,154	.....
35 Rented by operator of multiple unit.....acres..	120,466	118,803	1,663	.....	.....	.....	65,428	64,435	993	5,907	5,907	.....
36 Subunits not included in multiple units.....operators reporting..	1,089	1,058	31	902	877	25	145	139	6	18	18	.....
37 number..	2,022	1,973	49	1,678	1,639	39	228	218	10	71	71	.....
38 Share tenants.....number..	1,273	1,258	15	1,041	1,027	14	157	156	1	45	45	.....
39 Other tenants, not croppers nor share tenants.....number..	749	715	34	637	612	25	71	62	9	26	26	.....
Land in subunits not included in multiple units.....acres..	139,900	138,065	1,835	111,047	109,653	1,394	17,337	16,896	441	5,905	5,905	.....

\*Not available.

GEORGIA

AND TENURE OF OPERATOR: CENSUS OF 1950—Continued

those for cropland harvested and crops harvested relate to 1949]

Area 7a—Continued				Area 7b															
Color and tenure of operator—Con.			Color and tenure of operator																
Tenants			All operators			Full owners			Part owners			Managers			Tenants				
Total	White	Non-white	Total	White	Non-white	Total	White	Non-white	Total	White	Non-white	Total	White	Non-white	Total	White	Non-white		
162	124	38	3,162	2,944	218	2,153	2,019	134	733	686	47	46	46	.....	230	193	37	1	
467	378	89	9,878	9,345	533	6,545	6,212	333	2,442	2,326	116	251	251	.....	640	556	84	2	
161	123	38	2,890	2,677	213	1,915	1,786	129	709	662	47	45	45	.....	221	184	37	3	
306	255	51	6,988	6,668	320	4,630	4,426	204	1,733	1,664	69	206	206	.....	419	372	47	4	
72,177	59,806	12,371	1,542,328	1,495,020	47,308	931,719	903,686	28,063	416,624	404,012	12,612	91,362	91,362	.....	102,593	95,960	6,633	5	
59,325	48,775	10,550	1,114,888	1,082,244	32,644	642,852	624,492	18,360	310,026	300,605	9,421	80,490	80,490	.....	81,520	76,657	4,863	6	
12,852	11,031	1,821	427,440	412,776	14,664	288,897	279,194	9,703	106,598	103,407	3,191	10,872	10,872	.....	21,073	19,303	1,770	7	
29,593	24,825	4,768	560,889	538,422	22,467	336,759	324,414	12,345	162,265	156,315	5,950	23,139	23,139	.....	38,726	34,554	4,172	8	
159	122	37	3,043	2,828	215	2,059	1,927	132	714	668	46	43	43	.....	227	190	37	9	
419	337	82	7,901	7,442	459	5,213	4,933	280	1,961	1,860	101	201	201	.....	526	448	78	10	
10,322	8,304	2,018	193,169	184,501	8,668	119,018	113,932	5,086	53,278	51,165	2,113	8,310	8,310	.....	12,563	11,094	1,469	11	
157,172	132,113	25,059	2,923,688	2,830,697	92,991	1,731,991	1,677,254	54,737	876,670	854,501	22,169	127,399	127,399	.....	187,628	171,543	16,085	12	
114	84	30	2,436	2,244	192	1,607	1,495	112	598	554	44	38	38	.....	193	157	36	13	
275	214	61	5,863	5,496	367	3,701	3,494	207	1,575	1,485	90	179	179	.....	408	338	70	14	
4,681	3,717	964	83,544	79,731	3,813	48,830	46,996	1,834	25,602	24,442	1,160	3,109	3,109	.....	6,003	5,184	819	15	
2,087	1,663	424	36,340	34,828	1,512	20,670	19,960	710	11,800	11,355	445	1,215	1,215	.....	2,655	2,298	357	16	
1	1	.....	1,060	1,030	30	770	751	19	225	216	9	9	9	.....	56	54	2	17	
1	1	.....	2,135	2,083	52	1,500	1,464	36	507	494	13	34	34	.....	94	91	3	18	
5	5	.....	5,430	5,334	96	3,806	3,737	69	1,284	1,260	24	106	106	.....	234	231	3	19	
3,000	3,000	.....	6,238,386	6,143,299	95,087	4,530,658	4,460,571	70,087	1,354,263	1,332,463	21,800	109,303	109,303	.....	244,162	240,962	3,200	20	
(*)	(*)	(*)	(*)	(*)	(*)	(*)	(*)	(*)	(*)	(*)	(*)	(*)	(*)	(*)	(*)	(*)	(*)	(*)	22
(*)	(*)	(*)	(*)	(*)	(*)	(*)	(*)	(*)	(*)	(*)	(*)	(*)	(*)	(*)	(*)	(*)	(*)	(*)	23
(*)	(*)	(*)	(*)	(*)	(*)	(*)	(*)	(*)	(*)	(*)	(*)	(*)	(*)	(*)	(*)	(*)	(*)	(*)	24
157	119	38	3,025	2,811	214	2,046	1,915	131	715	669	46	42	42	.....	222	185	37	25	
395	317	78	7,849	7,407	442	5,045	4,778	267	2,064	1,965	99	220	220	.....	520	444	76	26	
10,020	8,509	1,511	172,727	165,492	7,235	101,799	98,076	3,723	51,657	49,602	2,055	7,276	7,276	.....	11,995	10,538	1,457	27	
9,316,744	7,476,244	1,840,500	139,921,633	134,723,144	5,198,489	81,803,321	78,964,718	2,838,603	42,674,892	41,302,274	1,372,618	5,740,091	5,740,091	.....	9,703,329	8,716,061	987,268	28	
150	113	37	2,970	2,757	213	2,019	1,888	131	689	643	46	43	43	.....	219	183	36	29	
617	481	136	15,834	14,945	889	10,174	9,673	501	4,001	3,787	214	613	613	.....	1,046	872	174	30	
502	402	100	11,765	11,154	611	7,694	7,304	390	2,927	2,795	132	372	372	.....	772	683	89	31	
73,913	61,025	12,888	1,716,557	1,665,997	50,560	1,037,358	1,006,713	30,645	464,389	451,360	13,029	101,526	101,526	.....	113,284	106,398	6,886	32	
.....	.....	.....	1,444,174	1,405,483	38,691	1,037,358	1,006,713	30,645	325,691	317,645	8,046	81,125	81,125	.....	.....	.....	.....	33	
73,913	61,025	12,888	272,383	260,514	11,869	.....	.....	.....	138,698	133,715	4,983	20,401	20,401	.....	113,284	106,398	6,886	34	
20	15	5	884	825	59	603	560	43	216	204	12	29	29	.....	36	32	4	35	
35	24	11	1,887	1,809	78	1,149	1,092	57	485	469	16	121	121	.....	132	127	5	36	
10	6	4	946	919	27	562	547	15	280	271	9	50	50	.....	54	51	3	37	
25	18	7	941	890	51	587	545	42	205	198	7	71	71	.....	78	76	2	38	
1,736	1,219	517	174,229	170,977	3,252	105,609	103,027	2,582	47,765	47,348	417	10,164	10,164	.....	10,691	10,438	253	39	

Area 8—Continued				Areas 9 and E															
Color and tenure of operator—Con.			Color and tenure of operator																
Tenants			All operators			Full owners			Part owners			Managers			Tenants				
Total	White	Non-white	Total	White	Non-white	Total	White	Non-white	Total	White	Non-white	Total	White	Non-white	Total	White	Non-white		
134	128	6	352	346	6	293	288	5	53	52	1	2	2	.....	4	4	.....	1	
315	302	13	821	809	12	672	662	10	130	128	2	4	4	.....	15	15	.....	2	
127	121	6	336	330	6	277	272	5	53	52	1	2	2	.....	4	4	.....	3	
188	181	7	485	479	6	395	390	5	77	76	1	2	2	.....	11	11	.....	4	
43,520	42,850	670	212,976	211,814	1,162	158,111	157,006	1,105	51,816	51,759	57	816	816	.....	2,233	2,233	.....	5	
31,323	30,821	502	186,480	185,484	996	134,836	133,868	968	48,797	48,769	28	788	788	.....	2,059	2,059	.....	6	
12,197	12,029	168	26,496	26,330	166	23,275	23,138	137	3,019	2,990	29	28	28	.....	174	174	.....	7	
15,313	14,895	418	24,293	24,127	166	19,264	19,122	142	4,305	4,281	24	197	197	.....	527	527	.....	8	
124	118	6	310	305	5	257	253	4	49	48	1	1	1	.....	3	3	.....	9	
251	240	11	521	514	7	417	412	5	93	91	2	1	1	.....	10	10	.....	10	
6,286	6,047	239	10,209	10,132	77	8,203	8,146	57	1,821	1,801	20	50	50	.....	135	135	.....	11	
93,246	88,231	5,015	150,111	149,401	710	118,107	117,647	460	28,066	27,816	250	1,500	1,500	.....	2,438	2,438	.....	12	
102	97	5	159	156	3	125	122	3	30	30	.....	1	1	.....	3	3	.....	13	
184	177	7	229	225	4	175	171	4	49	49	.....	2	2	.....	3	3	.....	14	
2,540	2,473	67	2,775	2,751	24	1,993	1,969	24	661	661	.....	25	25	.....	96	96	.....	15	
979	958	21	748	736	12	531	519	12	191	191	.....	5	5	.....	21	21	.....	16	
110	105	5	309	305	4	257	253	4	47	47	.....	1	1	.....	4	4	.....	17	
191	184	7	461	456	5	371	366	5	79	79	.....	2	2	.....	9	9	.....	18	
598	584	14	1,559	1,549	10	1,233	1,223	10	260	260	.....	14	14	.....	52	52	.....	19	
691,458	672,958	18,500	1,885,707	1,879,207	6,500	1,484,015	1,477,515	6,500	309,892	309,892	.....	14,500	14,500	.....	77,300	77,300	.....	20	
(*)	(*)	(*)	(*)	(*)	(*)	(*)	(*)	(*)	(*)	(*)	(*)	(*)	(*)	(*)	(*)	(*)	(*)	(*)	23
(*)	(*)	(*)	(*)	(*)	(*)	(*)	(*)	(*)	(*)	(*)	(*)	(*)	(*)	(*)	(*)	(*)	(*)	(*)	24
65	62	3	17	16	1	13	13	.....	4	3	1	.....	.....	.....	.....	.....	.....	25	
102	99	3	22	21	1	18	18	.....	3	3	.....	.....	.....	.....	.....	.....	.....	26	
824	792	32	240	237	3	205	205	.....	35	32	3	.....	.....	.....	.....	.....	.....	27	
551,673	539,173	12,500	110,424	109,024	1,400	96,600	96,600	.....	13,824	12,424	1,400	.....	.....	.....	.....	.....	.....	28	
122	116	6	303	297	6	252	247	5	47	46	1	1	1	.....	3	3	.....	29	
322	308	14	753	743	10	605	597	8	136	134	2	3	3	.....	9	9	.....	30	
360	347	13	1,053	1,040	13	844	833	11	186	184	2	5	5	.....	18	18	.....	31	
49,131	48,461	670	235,047	233,880	1,167	174,886	173,776	1,110	56,963	56,906	57	823	823	.....	2,375	2,375	.....	32	
.....	.....	.....	205,687	204,549	1,138	174,886	173,776	1,110	30,101	30,073	28	700	700	.....	.....	.....	.....	33	
49,131	48,461	67																	



Economic Area Table 3.—MULTIPLE-UNIT OPERATIONS, BY TYPE OF FARM: CENSUS OF 1950—Continued

[Data for units, land in units, and number of horses and mules relate to April 1, 1950; those for cropland harvested and crops harvested relate to 1949]

Item (For definitions and explanations, see text)	Area 2								
	Total	Type of farm							Miscellaneous
		Cotton	Tobacco	Peanut	Cotton and tobacco	Cotton and peanut	Tobacco and peanut	Cotton, tobacco, and peanut	
1 Multiple-unit operations.....number..	324	73	2						249
2 Subunits in multiple-unit operations.....total number..	716	173	4						539
3 Home farms.....number..	321	71	2						248
4 Cropper farms.....number..	395	102	2						291
5 Land in multiple-unit operations.....total acres..	73,598	15,212	540						57,846
6 Home farms.....acres..	63,113	11,789	527						50,797
7 Cropper farms.....acres..	10,485	3,423	13						7,049
8 Cropland harvested.....total acres..	9,162	2,832	42						6,288
9 Corn harvested for grain.....multiple units reporting..	304	73	2						229
10 subunits reporting.....	537	132	4						401
11 acres..	4,617	1,265	28						3,324
12 bushels..	110,088	22,389	550						87,149
13 Cotton harvested.....multiple units reporting..	83	73							10
14 subunits reporting.....	120	109							11
15 acres..	861	808							53
16 bales..	237	221							16
17 Tobacco harvested.....multiple units reporting..	2		2						
18 subunits reporting.....	3		3						
19 acres..	2		2						
20 pounds..	2,100		2,100						
21 Peanuts harvested for picking or threshing.....multiple units reporting..	1								1
22 subunits reporting.....	2								2
23 acres..	1								1
24 pounds..	150								150
25 Horses and mules.....multiple units reporting..	290	69	2						219
26 number..	581	156	4						421
Landlord-tenant operations containing multiple units:									
27 All subunits including home farm.....number..	864	209	4						651
28 Land in all subunits including home farm.....acres..	78,023	16,492	540						60,991
29 Owned by operator of multiple unit.....acres..	72,727	14,809	540						57,378
30 Rented by operator of multiple unit.....acres..	5,296	1,683							3,613
31 Subunits not included in multiple units.....operators reporting..	92	20	1						71
32 number..	148	36							112
33 Share tenants.....number..	62	17							45
34 Other tenants, not croppers nor share tenants.....number..	86	19							67
35 Land in subunits not included in multiple units.....acres..	4,425	1,280							3,145

Item (For definitions and explanations, see text)	Areas 3 and B								
	Total	Type of farm							Miscellaneous
		Cotton	Tobacco	Peanut	Cotton and tobacco	Cotton and peanut	Tobacco and peanut	Cotton, tobacco, and peanut	
1 Multiple-unit operations.....number..	2,300	1,986				4			310
2 Subunits in multiple-unit operations.....total number..	5,685	5,014				9			662
3 Home farms.....number..	2,161	1,864				3			294
4 Cropper farms.....number..	3,524	3,150				6			368
5 Land in multiple-unit operations.....total acres..	493,681	428,710				619			64,352
6 Home farms.....acres..	351,002	300,275				385			50,342
7 Cropper farms.....acres..	142,679	128,435				234			14,010
8 Cropland harvested.....total acres..	151,845	138,242				159			13,444
9 Corn harvested for grain.....multiple units reporting..	2,196	1,926				3			267
10 subunits reporting.....	4,443	4,006				7			430
11 acres..	52,203	46,533				58			5,612
12 bushels..	833,081	734,644				970			97,467
13 Cotton harvested.....multiple units reporting..	2,046	1,986				4			56
14 subunits reporting.....	4,022	3,948				6			68
15 acres..	51,082	50,610				43			429
16 bales..	20,383	20,182				18			183
17 Tobacco harvested.....multiple units reporting..									
18 subunits reporting.....									
19 acres..									
20 pounds..									
21 Peanuts harvested for picking or threshing.....multiple units reporting..	18	11				4			3
22 subunits reporting.....	21	12				5			4
23 acres..	20	11				7			2
24 pounds..	6,648	3,988				2,020			640
25 Horses and mules.....multiple units reporting..	2,145	1,872				3			270
26 number..	6,974	6,361				10			603
Landlord-tenant operations containing multiple units:									
27 All subunits including home farm.....number..	6,609	5,808				10			791
28 Land in all subunits including home farm.....acres..	552,937	480,687				704			71,546
29 Owned by operator of multiple unit.....acres..	497,395	430,666				704			66,025
30 Rented by operator of multiple unit.....acres..	55,542	50,021							5,521
31 Subunits not included in multiple units.....operators reporting..	537	458				1			78
32 number..	924	794				1			129
33 Share tenants.....number..	541	480				1			60
34 Other tenants, not croppers nor share tenants.....number..	383	314							69
35 Land in subunits not included in multiple units.....acres..	59,256	51,977				85			7,194

MULTIPLE-UNIT OPERATIONS

Economic Area Table 3.—MULTIPLE-UNIT OPERATIONS, BY TYPE OF FARM: CENSUS OF 1950—Continued

[Data for units, land in units, and number of horses and mules relate to April 1, 1950; those for cropland harvested and crops harvested relate to 1949]

Item (For definitions and explanations, see text)		Area 4a							
		Total	Type of farm						
			Cotton	Tobacco	Peanut	Cotton and tobacco	Cotton and peanut	Tobacco and peanut	Cotton, tobacco, and peanut
1	Multiple-unit operations.....number..	2,723	2,487	.....	.....	.....	8	.....	228
2	Subunits in multiple-unit operations.....total number..	8,101	7,545	.....	.....	.....	22	.....	534
3	Home farms.....number..	2,516	2,291	.....	.....	.....	8	.....	217
4	Cropper farms.....number..	5,585	5,254	.....	.....	.....	14	.....	317
5	Land in multiple-unit operations.....total acres..	938,242	840,519	.....	.....	.....	2,700	.....	95,023
6	Home farms.....acres..	705,699	620,447	.....	.....	.....	2,269	.....	82,983
7	Cropper farms.....acres..	232,543	220,072	.....	.....	.....	431	.....	12,040
8	Cropland harvested.....total acres..	308,106	283,369	.....	.....	.....	522	.....	24,215
9	Corn harvested for grain.....multiple units reporting..	2,574	2,396	.....	.....	.....	8	.....	170
10	Subunits reporting.....	6,166	5,858	.....	.....	.....	18	.....	290
11	Owned by operator of multiple unit.....acres..	78,470	74,449	.....	.....	.....	177	.....	3,844
12	Rented by operator of multiple unit.....acres..	1,171,651	1,094,813	.....	.....	.....	3,596	.....	73,242
13	Cotton harvested.....multiple units reporting..	2,590	2,487	.....	.....	.....	8	.....	95
14	Subunits reporting.....	6,481	6,321	.....	.....	.....	18	.....	142
15	Owned by operator of multiple unit.....acres..	113,035	111,521	.....	.....	.....	176	.....	1,338
16	Rented by operator of multiple unit.....acres..	53,622	52,597	.....	.....	.....	96	.....	929
17	Tobacco harvested.....multiple units reporting..	.....	.....	.....	.....	.....	.....	.....	.....
18	Subunits reporting.....	.....	.....	.....	.....	.....	.....	.....	.....
19	Owned by operator of multiple unit.....acres..	.....	.....	.....	.....	.....	.....	.....	.....
20	Rented by operator of multiple unit.....acres..	.....	.....	.....	.....	.....	.....	.....	.....
21	Peanuts harvested for picking or threshing.....multiple units reporting..	27	17	.....	.....	.....	8	.....	2
22	Subunits reporting.....	37	22	.....	.....	.....	12	.....	3
23	Owned by operator of multiple unit.....acres..	65	28	.....	.....	.....	34	.....	3
24	Rented by operator of multiple unit.....acres..	33,968	11,398	.....	.....	.....	21,870	.....	700
25	Horses and mules.....multiple units reporting..	2,483	2,283	.....	.....	.....	8	.....	190
26	Subunits reporting.....	10,110	9,461	.....	.....	.....	24	.....	625
27	Landlord-tenant operations containing multiple units:								
28	All subunits including home farm.....number..	9,459	8,738	.....	.....	.....	28	.....	693
29	Land in all subunits including home farm.....acres..	1,023,994	914,757	.....	.....	.....	3,734	.....	105,503
30	Owned by operator of multiple unit.....acres..	847,307	758,544	.....	.....	.....	2,374	.....	86,389
31	Rented by operator of multiple unit.....acres..	176,687	156,213	.....	.....	.....	1,360	.....	19,114
32	Subunits not included in multiple units.....operators reporting..	706	624	.....	.....	.....	4	.....	78
33	Share tenants.....number..	1,358	1,193	.....	.....	.....	6	.....	159
34	Other tenants, not croppers nor share tenants.....number..	584	537	.....	.....	.....	.....	.....	47
35	Land in subunits not included in multiple units.....acres..	85,752	74,238	.....	.....	.....	1,034	.....	112

Item (For definitions and explanations, see text)		Area 4b							
		Total	Type of farm						
			Cotton	Tobacco	Peanut	Cotton and tobacco	Cotton and peanut	Tobacco and peanut	Cotton, tobacco, and peanut
1	Multiple-unit operations.....number..	933	778	1	.....	7	.....	.....	147
2	Subunits in multiple-unit operations.....total number..	2,774	2,396	2	.....	23	.....	.....	353
3	Home farms.....number..	868	716	1	.....	7	.....	.....	144
4	Cropper farms.....number..	1,906	1,680	1	.....	16	.....	.....	209
5	Land in multiple-unit operations.....total acres..	590,160	460,663	415	.....	8,820	.....	.....	120,262
6	Home farms.....acres..	489,444	373,076	406	.....	8,040	.....	.....	107,922
7	Cropper farms.....acres..	100,716	87,587	9	.....	780	.....	.....	12,340
8	Cropland harvested.....total acres..	123,594	103,059	102	.....	947	.....	.....	19,486
9	Corn harvested for grain.....multiple units reporting..	844	720	1	.....	7	.....	.....	116
10	Subunits reporting.....	2,038	1,805	2	.....	19	.....	.....	212
11	Owned by operator of multiple unit.....acres..	34,671	30,743	77	.....	435	.....	.....	3,416
12	Rented by operator of multiple unit.....acres..	402,325	345,578	1,010	.....	5,485	.....	.....	50,252
13	Cotton harvested.....multiple units reporting..	855	778	.....	.....	7	.....	.....	70
14	Subunits reporting.....	2,065	1,943	.....	.....	17	.....	.....	105
15	Owned by operator of multiple unit.....acres..	38,362	37,339	.....	.....	200	.....	.....	823
16	Rented by operator of multiple unit.....acres..	17,291	16,813	.....	.....	87	.....	.....	391
17	Tobacco harvested.....multiple units reporting..	.....	.....	.....	.....	.....	.....	.....	.....
18	Subunits reporting.....	.....	.....	.....	.....	.....	.....	.....	.....
19	Owned by operator of multiple unit.....acres..	.....	.....	.....	.....	.....	.....	.....	.....
20	Rented by operator of multiple unit.....acres..	.....	.....	.....	.....	.....	.....	.....	.....
21	Peanuts harvested for picking or threshing.....multiple units reporting..	23	13	1	.....	7	.....	.....	2
22	Subunits reporting.....	34	17	1	.....	12	.....	.....	4
23	Owned by operator of multiple unit.....acres..	139	21	22	.....	79	.....	.....	17
24	Rented by operator of multiple unit.....acres..	59,708	5,259	10,000	.....	34,389	.....	.....	10,060
25	Horses and mules.....multiple units reporting..	871	728	1	.....	7	.....	.....	135
26	Subunits reporting.....	3,950	3,495	2	.....	34	.....	.....	419
27	Landlord-tenant operations containing multiple units:								
28	All subunits including home farm.....number..	3,601	3,081	2	.....	29	.....	.....	489
29	Land in all subunits including home farm.....acres..	657,061	513,626	415	.....	9,108	.....	.....	133,912
30	Owned by operator of multiple unit.....acres..	573,511	449,402	.....	.....	3,562	.....	.....	120,547
31	Rented by operator of multiple unit.....acres..	83,550	64,224	415	.....	5,546	.....	.....	13,365
32	Subunits not included in multiple units.....operators reporting..	314	266	.....	.....	3	.....	.....	45
33	Share tenants.....number..	827	685	.....	.....	6	.....	.....	136
34	Other tenants, not croppers nor share tenants.....number..	301	265	.....	.....	.....	.....	.....	36
35	Land in subunits not included in multiple units.....acres..	526	420	.....	.....	6	.....	.....	100

Economic Area Table 3.—MULTIPLE-UNIT OPERATIONS, BY TYPE OF FARM: CENSUS OF 1950—Continued

[Data for units, land in units, and number of horses and mules relate to April 1, 1950; those for cropland harvested and crops harvested relate to 1949]

Item (For definitions and explanations, see text)		Areas 5, C, and D								
		Total	Type of farm							
			Cotton	Tobacco	Peanut	Cotton and tobacco	Cotton and peanut	Tobacco and peanut	Cotton, tobacco, and peanut	Miscellaneous
1	Multiple-unit operations.....number..	836	317	.....	22	.....	376	.....	.....	121
2	Subunits in multiple-unit operations.....total number..	2,369	914	.....	49	.....	1,131	.....	.....	275
3	Home farms.....number..	783	296	.....	21	.....	348	.....	.....	118
4	Cropper farms.....number..	1,586	618	.....	28	.....	783	.....	.....	157
5	Land in multiple-unit operations.....total acres..	434,123	137,384	.....	13,040	.....	212,180	.....	.....	71,519
6	Home farms.....acres..	335,331	108,446	.....	11,736	.....	152,179	.....	.....	62,970
7	Cropper farms.....acres..	98,792	28,938	.....	1,304	.....	60,001	.....	.....	8,549
8	Cropland harvested.....total acres..	124,911	45,839	.....	1,954	.....	61,982	.....	.....	15,136
9	Corn harvested for grain.....multiple units reporting..	804	313	.....	20	.....	373	.....	.....	98
10	Subunits reporting.....	1,916	758	.....	32	.....	958	.....	.....	168
11	acres.....	47,558	17,770	.....	778	.....	24,307	.....	.....	4,703
12	bushels.....	535,393	199,262	.....	11,337	.....	263,554	.....	.....	61,240
13	Cotton harvested.....multiple units reporting..	741	317	.....	.....	.....	376	.....	.....	48
14	Subunits reporting.....	1,736	761	.....	.....	.....	902	.....	.....	73
15	acres.....	32,654	15,312	.....	.....	.....	16,648	.....	.....	694
16	bales.....	14,015	6,812	.....	.....	.....	6,928	.....	.....	275
17	Tobacco harvested.....multiple units reporting..	.....	.....	.....	.....	.....	.....	.....	.....	.....
18	Subunits reporting.....	.....	.....	.....	.....	.....	.....	.....	.....	.....
19	acres.....	.....	.....	.....	.....	.....	.....	.....	.....	.....
20	pounds.....	.....	.....	.....	.....	.....	.....	.....	.....	.....
21	Peanuts harvested for picking or thrashing.....multiple units reporting..	456	26	.....	22	.....	376	.....	.....	32
22	Subunits reporting.....	848	31	.....	34	.....	734	.....	.....	49
23	acres.....	8,206	162	.....	491	.....	7,147	.....	.....	406
24	pounds.....	4,433,310	67,804	.....	272,755	.....	3,873,527	.....	.....	219,224
25	Horses and mules.....multiple units reporting..	757	285	.....	20	.....	350	.....	.....	102
26	number.....	2,856	1,053	.....	57	.....	1,468	.....	.....	278
Landlord-tenant operations containing multiple units:										
27	All subunits including home farm.....number..	2,796	1,065	.....	62	.....	1,313	.....	.....	356
28	Land in all subunits including home farm.....acres..	478,876	151,896	.....	15,651	.....	232,930	.....	.....	78,399
29	Owned by operator of multiple unit.....acres..	388,960	109,199	.....	14,734	.....	194,416	.....	.....	70,611
30	Rented by operator of multiple unit.....acres..	89,916	42,697	.....	917	.....	38,514	.....	.....	7,788
31	Subunits not included in multiple units.....operators reporting..	228	88	.....	9	.....	88	.....	.....	43
32	number.....	427	151	.....	13	.....	182	.....	.....	81
33	Share tenants.....number..	104	40	.....	2	.....	46	.....	.....	16
34	Other tenants, not croppers nor share tenants.....number..	323	111	.....	11	.....	136	.....	.....	65
35	Land in subunits not included in multiple units.....acres..	44,753	14,512	.....	2,611	.....	20,750	.....	.....	6,880

Item (For definitions and explanations, see text)		Area 6								
		Total	Type of farm							
			Cotton	Tobacco	Peanut	Cotton and tobacco	Cotton and peanut	Tobacco and peanut	Cotton, tobacco, and peanut	Miscellaneous
1	Multiple-unit operations.....number..	1,956	617	11	11	116	979	7	107	108
2	Subunits in multiple-unit operations.....total number..	5,993	2,015	22	23	311	3,035	15	294	278
3	Home farms.....number..	1,794	551	11	9	111	899	7	101	105
4	Cropper farms.....number..	4,199	1,464	11	14	200	2,136	8	193	173
5	Land in multiple-unit operations.....total acres..	1,040,904	343,579	4,591	5,616	65,065	498,635	2,391	48,772	72,255
6	Home farms.....acres..	814,522	267,157	4,202	4,982	53,485	381,840	2,038	39,356	61,462
7	Cropper farms.....acres..	226,382	76,422	389	634	11,580	116,795	353	9,416	10,793
8	Cropland harvested.....total acres..	393,659	136,678	681	1,816	13,448	204,099	528	16,256	20,153
9	Corn harvested for grain.....multiple units reporting..	1,892	595	11	9	116	965	7	105	84
10	Subunits reporting.....	4,987	1,643	15	15	240	2,638	13	256	167
11	acres.....	147,532	49,821	310	638	5,579	77,839	242	7,330	5,773
12	bushels.....	1,771,166	610,431	4,530	9,920	66,364	923,167	2,600	83,312	70,842
13	Cotton harvested.....multiple units reporting..	1,868	617	.....	.....	116	979	.....	107	49
14	Subunits reporting.....	4,807	1,632	.....	.....	224	2,565	.....	235	91
15	acres.....	119,297	50,894	.....	.....	3,507	60,150	.....	3,712	1,034
16	bales.....	43,184	17,977	.....	.....	1,057	22,433	.....	1,289	428
17	Tobacco harvested.....multiple units reporting..	276	8	11	.....	116	18	7	107	9
18	Subunits reporting.....	1,014	24	30	.....	176	24	8	151	13
19	acres.....	1,014	24	30	.....	490	39	22	380	29
20	pounds.....	1,027,086	23,698	32,900	.....	478,824	43,444	27,100	408,675	12,445
21	Peanuts harvested for picking or thrashing.....multiple units reporting..	1,231	91	.....	11	3	979	7	107	33
22	Subunits reporting.....	2,397	146	.....	17	3	1,963	11	207	50
23	acres.....	27,753	1,087	.....	423	18	23,378	127	2,173	547
24	pounds.....	16,643,727	609,218	.....	273,907	9,850	14,052,675	54,300	1,287,979	355,798
25	Horses and mules.....multiple units reporting..	1,800	556	9	8	112	916	7	104	88
26	number.....	8,980	3,087	20	21	372	4,682	20	469	309
Landlord-tenant operations containing multiple units:										
27	All subunits including home farm.....number..	7,321	2,505	26	28	386	3,663	16	329	368
28	Land in all subunits including home farm.....acres..	1,140,407	380,456	4,871	5,899	72,767	545,377	2,446	50,574	78,017
29	Owned by operator of multiple unit.....acres..	944,832	301,753	4,486	4,999	68,873	451,078	2,316	44,790	66,537
30	Rented by operator of multiple unit.....acres..	195,575	78,703	385	900	3,894	94,299	130	5,784	11,480
31	Subunits not included in multiple units.....operators reporting..	583	196	3	2	29	293	1	21	38
32	number.....	1,328	490	4	5	75	628	1	35	90
33	Share tenants.....number..	525	163	.....	.....	36	269	1	14	42
34	Other tenants, not croppers nor share tenants.....number..	803	327	4	5	39	359	.....	21	48
35	Land in subunits not included in multiple units.....acres..	99,503	36,877	280	283	7,702	46,742	55	1,802	5,762

MULTIPLE-UNIT OPERATIONS

Economic Area Table 3.—MULTIPLE-UNIT OPERATIONS, BY TYPE OF FARM: CENSUS OF 1950—Continued

[Data for units, land in units, and number of horses and mules relate to April 1, 1950; those for cropland harvested and crops harvested relate to 1949]

Item (For definitions and explanations, see text)		Area 7a								
		Total	Type of farm							
			Cotton	Tobacco	Peanut	Cotton and tobacco	Cotton and peanut	Tobacco and peanut	Cotton, tobacco, and peanut	Miscellaneous
1	Multiple-unit operations..... number..	1,494	36	.....	384	.....	1,008	1	.....	65
2	Subunits in multiple-unit operations..... total number..	5,386	135	.....	1,232	.....	3,824	4	.....	191
3	Home farms..... number..	1,358	31	.....	357	.....	907	1	.....	62
4	Cropper farms..... number..	4,028	104	.....	875	.....	2,917	3	.....	129
5	Land in multiple-unit operations..... total acres..	862,585	21,002	.....	238,243	.....	547,630	927	.....	54,783
6	Home farms..... acres..	648,583	17,145	.....	190,706	.....	392,023	842	.....	47,867
7	Cropper farms..... acres..	214,002	3,857	.....	47,537	.....	155,607	85	.....	6,916
8	Cropland harvested..... total acres..	321,019	9,285	.....	66,811	.....	219,678	453	.....	24,792
9	Corn harvested for grain..... multiple units reporting..	1,464	36	.....	374	.....	998	1	.....	55
10	Subunits reporting.....	4,644	119	.....	1,011	.....	3,373	4	.....	137
11	acres..	107,494	3,390	.....	23,685	.....	75,377	300	.....	4,742
12	bushels..	1,666,958	58,001	.....	325,371	.....	1,187,153	6,000	.....	90,433
13	Cotton harvested..... multiple units reporting..	1,108	36	.....	38	.....	1,008	1	.....	25
14	Subunits reporting.....	3,200	125	.....	60	.....	2,956	1	.....	58
15	acres..	49,796	3,634	.....	397	.....	44,844	5	.....	916
16	bales..	23,558	1,436	.....	222	.....	21,378	1	.....	521
17	Tobacco harvested..... multiple units reporting..	1	.....	.....	.....	.....	.....	1	.....	.....
18	Subunits reporting.....	1	.....	.....	.....	.....	.....	1	.....	.....
19	acres..	5	.....	.....	.....	.....	.....	5	.....	.....
20	pounds..	3,000	.....	.....	.....	.....	.....	3,000	.....	.....
21	Peanuts harvested for picking or threshing..... multiple units reporting..	1,431	7	.....	384	.....	.....	1	.....	31
22	Subunits reporting.....	4,374	7	.....	1,074	.....	3,204	4	.....	85
23	acres..	97,637	82	.....	33,477	.....	62,983	102	.....	993
24	pounds..	78,527,111	56,990	.....	27,845,962	.....	49,335,371	60,000	.....	1,228,788
25	Horses and mules..... multiple units reporting..	1,372	27	.....	338	.....	953	1	.....	53
26	number..	7,539	136	.....	1,524	.....	5,685	5	.....	189
Landlord-tenant operations containing multiple units:										
27	All subunits including home farm..... number..	6,132	147	.....	1,393	.....	4,354	4	.....	234
28	Land in all subunits including home farm..... acres..	927,544	22,388	.....	251,467	.....	591,765	927	.....	60,997
29	Owned by operator of multiple unit..... acres..	735,256	20,051	.....	191,999	.....	475,955	.....	.....	47,251
30	Rented by operator of multiple unit..... acres..	192,288	2,337	.....	59,468	.....	115,810	927	.....	13,746
31	Subunits not included in multiple units..... operators reporting..	376	6	.....	98	.....	252	.....	.....	20
32	number..	746	12	.....	161	.....	530	.....	.....	43
33	Share tenants..... number..	225	1	.....	52	.....	156	.....	.....	16
34	Other tenants, not croppers nor share tenants..... number..	521	11	.....	109	.....	374	.....	.....	27
35	Land in subunits not included in multiple units..... acres..	64,959	1,386	.....	13,224	.....	44,135	.....	.....	6,214

Item (For definitions and explanations, see text)		Area 7b								
		Total	Type of farm							
			Cotton	Tobacco	Peanut	Cotton and tobacco	Cotton and peanut	Tobacco and peanut	Cotton, tobacco, and peanut	Miscellaneous
1	Multiple-unit operations..... number..	3,162	23	31	487	18	1,529	217	735	122
2	Subunits in multiple-unit operations..... total number..	9,878	75	69	1,364	48	5,079	560	2,389	294
3	Home farms..... number..	2,890	17	29	466	15	1,394	201	654	114
4	Cropper farms..... number..	6,988	58	40	898	33	3,685	359	1,735	180
5	Land in multiple-unit operations..... total acres..	1,542,328	15,330	6,545	228,953	4,306	784,458	79,250	342,884	80,602
6	Home farms..... acres..	1,114,888	11,822	4,586	178,186	2,908	596,606	57,714	231,727	71,339
7	Cropper farms..... acres..	427,440	3,508	1,959	50,767	1,398	187,852	21,536	111,157	9,263
8	Cropland harvested..... total acres..	560,889	5,870	1,831	79,152	1,406	306,816	28,351	123,381	14,082
9	Corn harvested for grain..... multiple units reporting..	3,043	20	30	473	16	1,509	210	719	66
10	Subunits reporting.....	7,901	62	46	1,056	29	4,183	425	1,973	127
11	acres..	193,169	2,519	1,190	29,558	464	100,585	11,236	44,441	3,176
12	bushels..	2,923,688	35,963	15,905	411,523	6,205	1,522,167	179,867	706,277	45,781
13	Cotton harvested..... multiple units reporting..	2,436	23	.....	90	18	1,529	20	735	21
14	Subunits reporting.....	5,863	65	.....	137	30	3,826	24	1,745	36
15	acres..	83,544	1,971	.....	1,014	249	58,663	147	21,208	292
16	bales..	36,340	740	.....	508	110	26,030	66	8,752	134
17	Tobacco harvested..... multiple units reporting..	1,060	.....	31	10	18	38	217	735	11
18	Subunits reporting.....	2,135	.....	48	13	30	43	350	1,639	12
19	acres..	5,430	.....	149	24	72	75	1,111	3,981	18
20	pounds..	6,238,386	.....	173,554	21,050	78,702	92,410	1,155,377	4,696,165	21,128
21	Peanuts harvested for picking or threshing..... multiple units reporting..	3,025	2	6	487	1	1,529	217	735	48
22	Subunits reporting.....	7,849	3	35	1,102	1	4,273	408	1,960	67
23	acres..	172,727	84	112	32,933	4	96,922	7,641	34,499	532
24	pounds..	139,921,633	59,000	66,100	27,724,940	2,000	78,949,032	5,577,033	26,980,421	563,107
25	Horses and mules..... multiple units reporting..	2,970	21	29	456	18	1,448	203	705	90
26	number..	15,834	171	64	1,981	56	8,870	758	3,635	299
Landlord-tenant operations containing multiple units:										
27	All subunits including home farm..... number..	11,765	86	77	1,668	50	6,054	644	2,704	482
28	Land in all subunits including home farm..... acres..	1,716,557	16,682	7,138	259,329	4,482	875,081	85,928	369,262	98,685
29	Owned by operator of multiple unit..... acres..	1,444,174	14,443	5,557	230,921	4,290	709,464	73,759	321,612	84,128
30	Rented by operator of multiple unit..... acres..	272,383	2,209	1,581	28,408	192	165,617	12,169	47,650	14,557
31	Subunits not included in multiple units..... operators reporting..	884	9	5	144	2	447	42	181	54
32	number..	1,887	11	8	304	2	975	84	315	188
33	Share tenants..... number..	946	7	4	123	1	482	38	220	71
34	Other tenants, not croppers nor share tenants..... number..	941	4	4	181	1	493	46	95	117
35	Land in subunits not included in multiple units..... acres..	174,229	1,322	593	30,376	176	90,623	6,678	26,378	18,083

Economic Area Table 3.—MULTIPLE-UNIT OPERATIONS, BY TYPE OF FARM: CENSUS OF 1950—Continued

[Data for units, land in units, and number of horses and mules relate to April 1, 1950; those for cropland harvested and crops harvested relate to 1949]

Item (For definitions and explanations, see text)	Area 8								
	Total	Type of farm							
		Cotton	Tobacco	Peanut	Cotton and tobacco	Cotton and peanut	Tobacco and peanut	Cotton, tobacco, and peanut	Miscellaneous
1 Multiple-unit operations.....number..	3,988	133	800	37	1,469	183	210	906	250
2 Subunits in multiple-unit operations.....total number..	10,536	398	1,898	84	3,856	507	509	2,668	616
3 Home farms.....number..	3,755	124	756	36	1,373	175	205	845	241
4 Cropper farms.....number..	6,781	274	1,142	48	2,483	332	304	1,823	375
5 Land in multiple-unit operations.....total acres..	1,600,174	61,906	287,303	11,221	558,847	102,696	75,860	345,696	156,645
6 Home farms.....acres..	1,261,089	48,719	232,279	9,183	433,634	86,806	61,377	254,359	134,732
7 Cropper farms.....acres..	339,085	13,187	55,024	2,038	125,213	15,890	14,483	91,337	21,913
8 Cropland harvested.....total acres..	442,224	17,805	58,015	3,770	149,029	26,581	21,664	129,404	35,956
9 Corn harvested for grain.....multiple units reporting..	3,788	123	749	34	1,416	179	206	895	186
10 subunits reporting..	7,855	262	1,340	58	2,946	404	382	2,139	324
11 acres..	182,935	6,626	28,907	1,501	63,302	11,263	9,528	51,469	10,339
12 bushels..	2,695,381	85,582	454,163	24,968	881,730	180,665	132,486	791,093	144,694
13 Cotton harvested.....multiple units reporting..	2,969	133	155	3	1,469	183	33	906	87
14 subunits reporting..	5,490	267	209	4	2,593	369	37	1,893	118
15 acres..	71,431	5,764	961	32	31,883	5,727	189	25,963	912
16 bales..	26,823	1,700	417	16	11,024	2,263	86	10,884	433
17 Tobacco harvested.....multiple units reporting..	3,506	16	800	3	1,469	27	210	906	75
18 subunits reporting..	6,303	24	1,321	3	2,713	38	345	1,751	108
19 acres..	19,437	39	4,620	10	8,296	61	1,005	5,137	289
20 pounds..	23,018,922	40,800	5,436,378	9,890	9,775,850	68,896	1,238,210	6,135,343	313,555
21 Peanuts harvested for picking or threshing.....multiple units reporting..	1,605	14	55	37	142	183	210	906	58
22 subunits reporting..	2,845	39	70	56	188	338	332	1,720	102
23 acres..	26,484	240	256	962	724	3,626	3,413	16,589	674
24 pounds..	18,423,284	271,385	205,512	624,540	696,774	2,366,134	2,218,528	11,586,519	453,692
25 Horses and mules.....multiple units reporting..	3,643	115	735	34	1,357	162	192	859	189
26 number..	11,149	434	1,866	95	3,976	551	480	3,133	614
Landlord-tenant operations containing multiple units:									
27 All subunits including home farm.....number..	12,558	523	2,258	101	4,518	659	600	3,027	872
28 Land in all subunits including home farm.....acres..	1,740,074	69,353	313,274	11,772	604,379	112,657	82,046	372,390	174,203
29 Owned by operator of multiple unit.....acres..	1,619,608	63,813	296,345	10,501	560,500	102,476	75,856	344,825	165,292
30 Rented by operator of multiple unit.....acres..	120,466	5,540	16,929	1,271	43,879	10,181	6,190	27,565	8,911
31 Subunits not included in multiple units.....operators reporting..	1,089	55	191	11	378	64	52	223	115
32 number..	2,022	125	360	17	662	152	91	359	256
33 Share tenants.....number..	1,273	42	243	11	413	109	55	253	147
34 Other tenants, not croppers nor share tenants.....number..	749	83	117	6	249	43	36	106	109
35 Land in subunits not included in multiple units.....acres..	139,900	7,447	25,971	551	45,532	9,961	6,186	26,694	17,558

Item (For definitions and explanations, see text)	Areas 9 and E								
	Total	Type of farm							
		Cotton	Tobacco	Peanut	Cotton and tobacco	Cotton and peanut	Tobacco and peanut	Cotton, tobacco, and peanut	Miscellaneous
1 Multiple-unit operations.....number..	352	10	178	4	116	1	3	5	35
2 Subunits in multiple-unit operations.....total number..	821	27	408	9	274	2	6	18	77
3 Home farms.....number..	336	10	168	4	112	.....	3	5	34
4 Cropper farms.....number..	485	17	240	5	162	2	3	13	43
5 Land in multiple-unit operations.....total acres..	212,976	6,337	107,943	1,184	54,237	67	2,899	10,370	29,939
6 Home farms.....acres..	186,480	5,809	95,689	1,095	44,607	.....	2,785	9,932	26,563
7 Cropper farms.....acres..	26,496	528	12,254	89	9,630	67	114	438	3,376
8 Cropland harvested.....total acres..	24,293	679	9,420	265	10,462	60	213	835	2,359
9 Corn harvested for grain.....multiple units reporting..	310	10	160	4	106	1	3	5	21
10 subunits reporting..	521	21	255	8	189	1	4	14	29
11 acres..	10,209	365	4,478	118	3,831	12	111	494	800
12 bushels..	150,111	5,476	64,233	1,950	55,977	160	1,690	9,795	10,870
13 Cotton harvested.....multiple units reporting..	159	10	20	1	116	1	.....	5	6
14 subunits reporting..	229	19	22	1	169	2	.....	9	7
15 acres..	2,775	237	98	2	2,263	18	.....	68	89
16 bales..	748	78	43	1	584	3	.....	22	17
17 Tobacco harvested.....multiple units reporting..	309	1	178	.....	116	.....	3	5	6
18 subunits reporting..	461	1	268	.....	170	.....	3	12	7
19 acres..	1,559	1	868	.....	640	.....	10	25	15
20 pounds..	1,885,707	1,800	1,053,317	.....	778,786	.....	10,600	27,200	14,004
21 Peanuts harvested for picking or threshing.....multiple units reporting..	17	.....	1	4	3	1	3	5	.....
22 subunits reporting..	22	.....	1	5	3	1	3	9	.....
23 acres..	240	.....	4	69	7	12	45	103	.....
24 pounds..	110,424	.....	2,600	45,400	3,924	3,400	20,000	35,100	.....
25 Horses and mules.....multiple units reporting..	303	8	156	3	106	1	1	5	23
26 number..	753	21	355	6	282	2	1	17	69
Landlord-tenant operations containing multiple units:									
27 All subunits including home farm.....number..	1,053	43	507	9	336	2	9	20	127
28 Land in all subunits including home farm.....acres..	235,047	7,143	118,714	1,184	61,383	67	2,981	10,458	33,117
29 Owned by operator of multiple unit.....acres..	205,687	6,261	98,749	1,155	58,594	67	2,907	10,458	27,496
30 Rented by operator of multiple unit.....acres..	29,360	882	19,965	29	2,789	.....	74	.....	5,621
31 Subunits not included in multiple units.....operators reporting..	117	5	55	.....	34	.....	2	1	20
32 number..	232	16	99	.....	62	.....	3	2	50
33 Share tenants.....number..	130	11	46	.....	41	.....	1	2	29
34 Other tenants, not croppers nor share tenants.....number..	102	5	53	.....	21	.....	2	.....	21
35 Land in subunits not included in multiple units.....acres..	22,071	806	10,771	.....	7,146	.....	82	88	3,178



MULTIPLE-UNIT OPERATIONS

Economic Area Table 4.—MULTIPLE-UNIT OPERATIONS, BY ACRES OF CROPLAND HARVESTED: CENSUS OF 1950

[Data for units, land in units, and number of horses and mules relate to April 1, 1950; those for cropland harvested and crops harvested relate to 1949]

Item (For definitions and explanations, see text)	The State								
	Total	Acres of cropland harvested							
		None	Under 20 acres	20 to 29 acres	30 to 49 acres	50 to 99 acres	100 to 199 acres	200 to 499 acres	500 acres and over
1 Multiple-unit operations.....number..	19,227	114	905	1,037	2,846	6,140	4,968	2,581	636
2 Subunits in multiple-unit operations.....total number..	55,261	230	1,868	2,150	6,035	14,147	14,350	11,210	5,271
3 Home farms.....number..	17,877	101	880	1,005	2,682	5,632	4,554	2,409	614
4 Cropper farms.....number..	37,384	129	988	1,145	3,353	8,515	9,796	8,801	4,657
5 Land in multiple-unit operations.....total acres..	8,146,765	29,511	187,652	178,285	519,004	1,461,868	2,089,573	2,247,586	1,433,286
6 Home farms.....acres..	6,253,902	23,529	163,478	145,494	399,160	1,085,468	1,568,173	1,731,805	1,136,795
7 Cropper farms.....acres..	1,892,863	5,982	24,174	32,791	119,844	376,400	521,400	515,781	296,491
8 Cropland harvested.....total acres..	2,560,483		11,695	25,443	112,458	442,356	687,526	756,020	524,985
9 Corn harvested for grain.....multiple units reporting..	18,291		720	939	2,717	5,942	4,836	2,518	619
10 Subunits reporting.....	43,204		943	1,295	4,328	11,120	11,730	9,332	4,456
11 acres.....	886,963		5,682	10,940	46,497	171,895	246,007	250,912	155,030
12 bushels..	12,800,533		103,529	172,397	702,768	2,435,320	3,442,098	3,629,394	2,315,027
13 Cotton harvested.....multiple units reporting..	15,932		401	718	2,241	5,226	4,405	2,355	586
14 Subunits reporting.....	36,310		467	913	3,320	9,132	9,997	8,275	4,206
15 acres.....	605,126		2,629	6,889	30,568	112,643	163,292	167,518	121,587
16 bales..	254,788		1,114	2,699	12,558	45,768	66,477	72,862	53,310
17 Tobacco harvested.....multiple units reporting..	5,156		140	219	705	1,856	1,533	596	107
18 Subunits reporting.....	9,298		159	247	901	2,800	2,932	1,748	511
19 acres.....	27,470		359	543	2,309	7,571	9,302	5,447	1,939
20 pounds..	32,178,082		425,221	624,993	2,711,362	9,200,368	10,852,387	6,262,327	2,101,424
21 Rice harvested.....multiple units reporting..	(*)	(*)	(*)	(*)	(*)	(*)	(*)	(*)	(*)
22 Subunits reporting.....	(*)	(*)	(*)	(*)	(*)	(*)	(*)	(*)	(*)
23 acres.....	(*)	(*)	(*)	(*)	(*)	(*)	(*)	(*)	(*)
24 bushels..	(*)	(*)	(*)	(*)	(*)	(*)	(*)	(*)	(*)
25 Peanuts harvested for picking or threshing.....multiple units reporting..	7,841		36	107	497	2,262	2,782	1,710	447
26 Subunits reporting.....	18,436		40	116	611	3,497	5,772	5,668	2,732
27 acres.....	333,289		193	758	5,343	39,759	93,804	122,356	71,076
28 pounds..	258,168,643		152,738	587,631	3,993,731	29,959,756	72,921,687	96,465,020	54,088,080
29 Horses and mules.....multiple units reporting..	17,613		61	740	933	2,559	4,614	2,439	615
30 number..	72,121		114	1,299	1,926	6,091	18,608	17,172	10,542
Landlord-tenant operations containing multiple units:									
31 All subunits including home farm.....number..	65,646		319	2,354	2,685	7,089	16,387	16,777	13,450
32 Land in all subunits including home farm.....acres..	8,945,789		36,963	216,613	209,814	581,387	1,621,270	2,282,331	2,440,395
33 Owned by operator of multiple unit.....acres..	7,664,091		33,523	187,703	194,802	528,086	1,434,724	1,956,069	2,058,685
34 Rented by operator of multiple unit.....acres..	1,281,698		3,440	28,910	15,012	53,301	186,546	326,262	381,710
35 Subunits not included in multiple units.....operators reporting..	5,212		44	286	291	663	1,374	1,283	947
36 number..	10,385		89	486	535	1,054	2,240	2,427	2,240
37 Share tenants.....number..	5,012		28	187	272	494	1,119	1,180	1,106
38 Other tenants, not croppers nor share tenants.....number..	5,373		61	299	263	560	1,121	1,247	1,134
39 Land in subunits not included in multiple units.....acres..	799,024		7,452	28,961	31,529	62,383	159,402	192,758	192,809

Item (For definitions and explanations, see text)	Areas 1 and A								
	Total	Acres of cropland harvested							
		None	Under 20 acres	20 to 29 acres	30 to 49 acres	50 to 99 acres	100 to 199 acres	200 to 499 acres	500 acres and over
1 Multiple-unit operations.....number..	1,159	13	86	95	243	412	236	59	15
2 Subunits in multiple-unit operations.....total number..	3,002	27	178	195	510	695	695	259	196
3 Home farms.....number..	1,095	12	84	93	232	382	220	57	15
4 Cropper farms.....number..	1,907	15	94	102	278	560	475	202	181
5 Land in multiple-unit operations.....total acres..	357,994	3,052	10,034	13,668	41,493	104,422	95,620	55,646	34,059
6 Home farms.....acres..	283,751	2,550	7,869	10,687	32,047	81,731	76,159	45,396	27,312
7 Cropper farms.....acres..	74,243	502	2,165	2,981	9,446	22,691	19,461	10,250	6,747
8 Cropland harvested.....total acres..	100,781		1,063	2,291	9,403	28,810	31,564	16,298	11,352
9 Corn harvested for grain.....multiple units reporting..	1,072		64	83	228	396	229	57	15
10 Subunits reporting.....	2,196		91	116	367	740	540	197	145
11 acres.....	28,105		385	728	3,155	8,595	8,435	3,820	2,987
12 bushels..	540,691		8,137	13,568	59,526	159,533	161,543	78,314	60,070
13 Cotton harvested.....multiple units reporting..	1,077		63	88	227	394	232	58	15
14 Subunits reporting.....	2,297		75	127	368	751	580	227	169
15 acres.....	42,289		457	1,046	3,920	12,000	13,265	6,223	5,378
16 bales..	18,587		226	447	1,670	5,060	5,754	2,749	2,681
17 Tobacco harvested.....multiple units reporting..	2					2			
18 Subunits reporting.....	3					3			
19 acres.....	3					3			
20 pounds..	2,881					2,881			
21 Rice harvested.....multiple units reporting..	(*)	(*)	(*)	(*)	(*)	(*)	(*)	(*)	(*)
22 Subunits reporting.....	(*)	(*)	(*)	(*)	(*)	(*)	(*)	(*)	(*)
23 acres.....	(*)	(*)	(*)	(*)	(*)	(*)	(*)	(*)	(*)
24 bushels..	(*)	(*)	(*)	(*)	(*)	(*)	(*)	(*)	(*)
25 Peanuts harvested for picking or threshing.....multiple units reporting..	7					5		2	
26 Subunits reporting.....	7					5		2	
27 acres.....	17					12		5	
28 pounds..	8,680					6,660		2,020	
29 Horses and mules.....multiple units reporting..	979		65	78	206	355	205	50	14
30 number..	3,395		132	180	554	1,151	752	347	264
Landlord-tenant operations containing multiple units:									
31 All subunits including home farm.....number..	3,488		36	208	226	586	1,093	810	324
32 Land in all subunits including home farm.....acres..	395,269		4,086	11,711	15,262	44,556	116,094	105,075	60,967
33 Owned by operator of multiple unit.....acres..	334,634		3,916	10,577	14,175	40,091	95,042	87,780	48,335
34 Rented by operator of multiple unit.....acres..	60,635		170	1,134	1,087	4,465	21,052	17,295	12,632
35 Subunits not included in multiple units.....operators reporting..	286		6	24	20	57	88	63	26
36 number..	486		9	30	31	76	151	115	65
37 Share tenants.....number..	321		8	16	16	40	99	87	47
38 Other tenants, not croppers nor share tenants.....number..	165		1	14	15	36	52	28	18
39 Land in subunits not included in multiple units.....acres..	37,275		1,034	1,677	1,594	3,063	11,672	9,455	5,321

\* Not available.

Economic Area Table 4.—MULTIPLE-UNIT OPERATIONS, BY ACRES OF CROPLAND HARVESTED: CENSUS OF 1950—Continued  
 [Data for units, land in units, and number of horses and mules relate to April 1, 1950; those for cropland harvested and crops harvested relate to 1949]

Item (For definitions and explanations, see text)		Area 2								
		Total	Acres of cropland harvested							
			None	Under 20 acres	20 to 29 acres	30 to 49 acres	50 to 99 acres	100 to 199 acres	200 to 499 acres	500 acres and over
1	Multiple-unit operations.....number..	324	5	151	63	66	28	11	.....	.....
2	Subunits in multiple-unit operations.....total number..	716	10	316	141	144	64	41	.....	.....
3	Home farms.....number..	321	5	150	61	66	28	11	.....	.....
4	Cropper farms.....number..	395	5	166	80	78	36	30	.....	.....
5	Land in multiple-unit operations.....total acres..	73,598	1,070	23,175	9,781	16,525	9,425	13,622	.....	.....
6	Home farms.....acres..	63,113	1,010	19,147	8,268	13,644	8,603	12,441	.....	.....
7	Cropper farms.....acres..	10,485	60	4,028	1,513	2,881	822	1,181	.....	.....
8	Cropland harvested.....total acres..	9,162	.....	1,862	1,525	2,448	1,761	1,566	.....	.....
9	Corn harvested for grain.....multiple units reporting..	304	.....	143	60	64	27	10	.....	.....
10	subunits reporting..	537	.....	224	115	115	53	30	.....	.....
11	acres..	4,617	.....	1,238	843	1,298	728	510	.....	.....
12	bushels..	110,088	.....	30,664	19,790	32,487	14,450	12,697	.....	.....
13	Cotton harvested.....multiple units reporting..	83	.....	20	15	28	13	7	.....	.....
14	subunits reporting..	120	.....	21	20	38	24	17	.....	.....
15	acres..	861	.....	85	119	254	182	221	.....	.....
16	bales..	237	.....	28	45	71	42	51	.....	.....
17	Tobacco harvested.....multiple units reporting..	2	.....	2	.....	.....	.....	.....	.....	.....
18	subunits reporting..	3	.....	3	.....	.....	.....	.....	.....	.....
19	acres..	2	.....	2	.....	.....	.....	.....	.....	.....
20	pounds..	2,100	.....	2,100	.....	.....	.....	.....	.....	.....
21	Rice harvested.....multiple units reporting..	(*)	(*)	(*)	(*)	(*)	(*)	(*)	(*)	(*)
22	subunits reporting..	(*)	(*)	(*)	(*)	(*)	(*)	(*)	(*)	(*)
23	acres..	(*)	(*)	(*)	(*)	(*)	(*)	(*)	(*)	(*)
24	bushels..	(*)	(*)	(*)	(*)	(*)	(*)	(*)	(*)	(*)
25	Peanuts harvested for picking or threshing.....multiple units reporting..	1	.....	.....	.....	.....	.....	1	.....	.....
26	subunits reporting..	2	.....	.....	.....	.....	.....	2	.....	.....
27	acres..	1	.....	.....	.....	.....	.....	1	.....	.....
28	pounds..	150	.....	.....	.....	.....	.....	150	.....	.....
29	Horses and mules.....multiple units reporting..	290	4	128	60	61	26	11	.....	.....
30	number..	581	6	209	115	128	69	54	.....	.....
Landlord-tenant operations containing multiple units:										
31	All subunits including home farm.....number..	864	11	372	165	170	87	59	.....	.....
32	Land in all subunits including home farm.....acres..	78,023	1,076	24,464	11,072	16,879	10,329	14,203	.....	.....
33	Owned by operator of multiple unit.....acres..	72,727	1,076	22,628	9,808	14,828	10,269	14,118	.....	.....
34	Rented by operator of multiple unit.....acres..	5,296	.....	1,836	1,264	2,051	60	85	.....	.....
35	Subunits not included in multiple units.....operators reporting..	92	1	41	19	15	11	5	.....	.....
36	number..	148	1	56	24	26	23	18	.....	.....
37	Share tenants.....number..	62	.....	23	11	5	13	10	.....	.....
38	Other tenants, not croppers nor share tenants.....number..	86	1	33	13	21	10	8	.....	.....
39	Land in subunits not included in multiple units.....acres..	4,425	6	1,289	1,291	354	904	581	.....	.....

Item (For definitions and explanations, see text)		Areas 3 and B								
		Total	Acres of cropland harvested							
			None	Under 20 acres	20 to 29 acres	30 to 49 acres	50 to 99 acres	100 to 199 acres	200 to 499 acres	500 acres and over
1	Multiple-unit operations.....number..	2,300	14	230	272	654	772	275	76	7
2	Subunits in multiple-unit operations.....total number..	5,685	28	469	556	1,398	1,881	902	392	59
3	Home farms.....number..	2,161	11	219	265	620	710	258	72	6
4	Cropper farms.....number..	3,524	17	250	291	778	1,171	644	320	53
5	Land in multiple-unit operations.....total acres..	493,681	1,433	24,243	33,835	91,990	176,001	107,275	49,582	9,322
6	Home farms.....acres..	351,002	744	18,427	24,734	66,510	129,877	72,674	32,665	5,371
7	Cropper farms.....acres..	142,679	689	5,816	9,101	25,480	46,124	34,601	16,917	3,951
8	Cropland harvested.....total acres..	151,845	.....	3,021	6,750	25,634	53,081	37,082	21,365	4,912
9	Corn harvested for grain.....multiple units reporting..	2,196	.....	195	259	644	758	263	70	7
10	subunits reporting..	4,443	.....	250	380	1,138	1,583	743	302	47
11	acres..	52,203	.....	1,454	2,958	10,727	19,364	10,926	5,715	1,059
12	bushels..	833,081	.....	26,132	51,500	170,652	304,380	167,247	95,820	17,350
13	Cotton harvested.....multiple units reporting..	2,046	.....	128	226	606	738	267	74	7
14	subunits reporting..	4,022	.....	147	305	972	1,471	745	328	54
15	acres..	51,082	.....	886	2,198	8,380	18,134	12,690	6,748	2,046
16	bales..	20,383	.....	344	789	3,275	7,107	5,041	2,968	859
17	Tobacco harvested.....multiple units reporting..	.....	.....	.....	.....	.....	.....	.....	.....	.....
18	subunits reporting..	.....	.....	.....	.....	.....	.....	.....	.....	.....
19	acres..	.....	.....	.....	.....	.....	.....	.....	.....	.....
20	pounds..	.....	.....	.....	.....	.....	.....	.....	.....	.....
21	Rice harvested.....multiple units reporting..	(*)	(*)	(*)	(*)	(*)	(*)	(*)	(*)	(*)
22	subunits reporting..	(*)	(*)	(*)	(*)	(*)	(*)	(*)	(*)	(*)
23	acres..	(*)	(*)	(*)	(*)	(*)	(*)	(*)	(*)	(*)
24	bushels..	(*)	(*)	(*)	(*)	(*)	(*)	(*)	(*)	(*)
25	Peanuts harvested for picking or threshing.....multiple units reporting..	18	.....	.....	4	4	6	3	1	.....
26	subunits reporting..	21	.....	.....	4	5	8	3	1	.....
27	acres..	20	.....	.....	4	5	7	3	1	.....
28	pounds..	6,648	.....	.....	1,748	1,350	2,100	1,150	300	.....
29	Horses and mules.....multiple units reporting..	2,145	8	196	253	616	738	255	74	5
30	number..	6,974	18	363	544	1,541	2,494	1,274	627	113
Landlord-tenant operations containing multiple units:										
31	All subunits including home farm.....number..	6,609	35	556	649	1,587	2,174	1,085	442	81
32	Land in all subunits including home farm.....acres..	552,937	1,699	27,446	38,125	104,289	192,869	121,812	59,861	10,836
33	Owned by operator of multiple unit.....acres..	497,395	1,699	25,451	34,916	94,999	172,777	106,792	51,712	9,049
34	Rented by operator of multiple unit.....acres..	55,542	.....	1,995	3,209	9,290	20,092	15,020	4,149	1,787
35	Subunits not included in multiple units.....operators reporting..	537	5	62	61	115	181	83	24	6
36	number..	924	7	87	93	189	293	183	50	22
37	Share tenants.....number..	541	5	42	45	111	181	120	27	10
38	Other tenants, not croppers nor share tenants.....number..	383	2	45	48	78	112	63	23	12
39	Land in subunits not included in multiple units.....acres..	59,256	266	3,203	4,290	12,299	16,868	14,537	6,279	1,514

\* Not available.

MULTIPLE-UNIT OPERATIONS

Economic Area Table 4.—MULTIPLE-UNIT OPERATIONS, BY ACRES OF CROPLAND HARVESTED: CENSUS OF 1950—Continued

[Data for units, land in units, and number of horses and mules relate to April 1, 1950; those for cropland harvested and crops harvested relate to 1949]

Item (For definitions and explanations, see text)		Area 4a								
		Total	Acres of cropland harvested							
			None	Under 20 acres	20 to 29 acres	30 to 49 acres	50 to 99 acres	100 to 199 acres	200 to 499 acres	500 acres and over
1	Multiple-unit operations.....number..	2,723	16	122	173	536	948	574	288	66
2	Subunits in multiple-unit operations.....total number..	8,101	32	250	360	1,159	2,308	1,924	1,432	636
3	Home farms.....number..	2,516	15	118	162	492	860	532	272	65
4	Cropper farms.....number..	5,585	17	132	198	667	1,448	1,392	1,160	571
5	Land in multiple-unit operations.....total acres..	938,242	2,725	17,759	23,814	80,390	203,668	240,673	228,992	140,221
6	Home farms.....acres..	705,699	2,253	14,239	18,744	58,922	146,415	179,539	174,786	110,701
7	Cropper farms.....acres..	232,543	372	3,520	5,070	21,468	57,253	61,134	54,206	29,520
8	Cropland harvested.....total acres..	308,106	.....	1,523	4,220	21,340	67,738	79,265	84,926	49,094
9	Corn harvested for grain.....multiple units reporting..	2,574	.....	88	155	510	915	564	278	64
10	Subunits reporting.....	6,166	.....	105	212	829	1,834	1,527	1,148	511
11	acres..	78,470	.....	610	1,549	7,022	19,612	20,199	19,049	10,429
12	bushels..	1,171,651	.....	8,933	23,680	105,508	299,664	301,660	286,570	145,636
13	Cotton harvested.....multiple units reporting..	2,590	.....	93	149	512	923	564	283	66
14	Subunits reporting.....	6,481	.....	114	193	826	1,874	1,627	1,245	602
15	acres..	113,035	.....	676	1,599	8,801	27,007	29,827	28,118	17,007
16	bales..	53,622	.....	310	724	4,076	12,532	14,115	13,401	8,464
17	Tobacco harvested.....multiple units reporting..	.....	.....	.....	.....	.....	.....	.....	.....	.....
18	Subunits reporting.....	.....	.....	.....	.....	.....	.....	.....	.....	.....
19	acres..	.....	.....	.....	.....	.....	.....	.....	.....	.....
20	pounds..	.....	.....	.....	.....	.....	.....	.....	.....	.....
21	Rice harvested.....multiple units reporting..	(*)	(*)	(*)	(*)	(*)	(*)	(*)	(*)	(*)
22	Subunits reporting.....	(*)	(*)	(*)	(*)	(*)	(*)	(*)	(*)	(*)
23	acres..	(*)	(*)	(*)	(*)	(*)	(*)	(*)	(*)	(*)
24	bushels..	(*)	(*)	(*)	(*)	(*)	(*)	(*)	(*)	(*)
25	Peanuts harvested for picking or threshing.....multiple units reporting..	27	.....	1	2	4	4	12	4	.....
26	Subunits reporting.....	37	.....	1	2	4	5	20	5	.....
27	acres..	65	.....	3	2	5	7	36	12	.....
28	pounds..	33,968	.....	1,500	220	320	5,180	24,078	2,670	.....
29	Horses and mules.....multiple units reporting..	2,483	.....	102	152	475	867	536	277	64
30	number..	10,110	.....	192	340	1,170	2,731	2,388	2,153	1,118
Landlord-tenant operations containing multiple units:										
31	All subunits including home farm.....number..	9,459	45	310	435	1,325	2,617	2,262	1,682	783
32	Land in all subunits including home farm.....acres..	1,023,994	3,477	20,669	27,537	89,445	225,985	259,843	245,377	151,661
33	Owned by operator of multiple unit.....acres..	847,307	3,278	19,313	23,164	74,062	187,067	213,046	206,812	120,565
34	Rented by operator of multiple unit.....acres..	176,687	199	1,356	4,373	15,383	38,918	46,797	38,565	31,096
35	Subunits not included in multiple units.....operators reporting..	706	4	32	42	113	198	174	112	31
36	number..	1,358	13	60	75	166	309	338	250	147
37	Share tenants.....number..	584	5	17	31	62	145	154	122	48
38	Other tenants, not croppers nor share tenants.....number..	774	8	43	44	104	164	184	128	99
39	Land in subunits not included in multiple units.....acres..	85,752	752	2,910	3,723	9,055	22,317	19,170	16,385	11,440

Item (For definitions and explanations, see text)		Area 4b								
		Total	Acres of cropland harvested							
			None	Under 20 acres	20 to 29 acres	30 to 49 acres	50 to 99 acres	100 to 199 acres	200 to 499 acres	500 acres and over
1	Multiple-unit operations.....number..	933	8	76	65	143	292	218	127	34
2	Subunits in multiple-unit operations.....total number..	2,774	16	96	134	308	692	662	546	320
3	Home farms.....number..	868	7	46	63	122	269	206	122	33
4	Cropper farms.....number..	1,906	9	50	71	186	423	456	424	287
5	Land in multiple-unit operations.....total acres..	590,160	2,631	14,737	14,245	35,851	109,976	131,886	164,250	116,584
6	Home farms.....acres..	489,444	2,126	13,568	12,385	29,343	91,765	108,810	139,068	92,379
7	Cropper farms.....acres..	100,716	505	1,169	1,860	6,508	18,211	23,076	25,182	24,205
8	Cropland harvested.....total acres..	123,594	.....	631	1,604	5,694	20,921	30,128	35,686	28,930
9	Corn harvested for grain.....multiple units reporting..	844	.....	39	57	134	272	196	117	29
10	Subunits reporting.....	2,038	.....	50	76	213	531	490	442	236
11	acres..	34,671	.....	283	645	2,186	7,651	8,837	9,515	5,554
12	bushels..	402,325	.....	3,889	7,795	26,621	84,744	98,789	109,225	71,262
13	Cotton harvested.....multiple units reporting..	855	.....	31	56	127	281	207	121	32
14	Subunits reporting.....	2,065	.....	35	71	183	525	516	453	282
15	acres..	38,362	.....	183	566	1,905	7,107	9,324	10,655	8,622
16	bales..	17,291	.....	72	243	857	3,142	4,039	4,901	4,037
17	Tobacco harvested.....multiple units reporting..	.....	.....	.....	.....	.....	.....	.....	.....	.....
18	Subunits reporting.....	.....	.....	.....	.....	.....	.....	.....	.....	.....
19	acres..	.....	.....	.....	.....	.....	.....	.....	.....	.....
20	pounds..	.....	.....	.....	.....	.....	.....	.....	.....	.....
21	Rice harvested.....multiple units reporting..	(*)	(*)	(*)	(*)	(*)	(*)	(*)	(*)	(*)
22	Subunits reporting.....	(*)	(*)	(*)	(*)	(*)	(*)	(*)	(*)	(*)
23	acres..	(*)	(*)	(*)	(*)	(*)	(*)	(*)	(*)	(*)
24	bushels..	(*)	(*)	(*)	(*)	(*)	(*)	(*)	(*)	(*)
25	Peanuts harvested for picking or threshing.....multiple units reporting..	23	.....	.....	.....	5	8	5	5	.....
26	Subunits reporting.....	34	.....	.....	.....	5	9	5	11	.....
27	acres..	139	.....	.....	.....	7	17	42	73	.....
28	pounds..	59,708	.....	.....	.....	2,335	8,765	13,650	34,958	.....
29	Horses and mules.....multiple units reporting..	871	.....	41	59	126	276	211	120	33
30	number..	3,950	.....	68	132	283	872	979	976	634
Landlord-tenant operations containing multiple units:										
31	All subunits including home farm.....number..	3,601	24	133	209	391	854	840	732	418
32	Land in all subunits including home farm.....acres..	657,061	3,039	16,544	17,457	41,928	126,146	145,443	179,653	126,851
33	Owned by operator of multiple unit.....acres..	573,511	2,749	11,619	15,767	37,922	109,771	120,910	156,354	118,419
34	Rented by operator of multiple unit.....acres..	83,550	290	4,925	1,690	4,006	16,375	24,533	23,299	8,432
35	Subunits not included in multiple units.....operators reporting..	314	5	16	14	45	85	70	60	19
36	number..	827	8	37	75	83	162	178	186	98
37	Share tenants.....number..	301	.....	8	67	27	63	50	59	27
38	Other tenants, not croppers nor share tenants.....number..	526	8	29	8	56	99	128	127	71
39	Land in subunits not included in multiple units.....acres..	66,901	408	1,807	3,212	6,077	16,170	13,557	15,403	10,267

\*Not available.

Economic Area Table 4.—MULTIPLE-UNIT OPERATIONS, BY ACRES OF CROPLAND HARVESTED: CENSUS OF 1950—Continued

[Data for units, land in units, and number of horses and mules relate to April 1, 1950; those for cropland harvested and crops harvested relate to 1949]

Item (For definitions and explanations, see text)	Areas 5, C, and D									
	Total	Acres of cropland harvested								
		None	Under 20 acres	20 to 29 acres	30 to 49 acres	50 to 99 acres	100 to 199 acres	200 to 499 acres	500 acres and over	
1 Multiple-unit operations.....number..	836	10	28	22	73	260	250	166	27	
2 Subunits in multiple-unit operations.....total number..	2,369	20	58	44	149	592	700	661	145	
3 Home farms.....number..	783	9	26	22	69	238	231	162	26	
4 Cropper farms.....number..	1,586	11	32	22	80	354	469	499	119	
5 Land in multiple-unit operations.....total acres..	434,123	3,449	8,717	5,816	20,779	66,670	123,050	150,334	55,308	
6 Home farms.....acres..	335,331	2,664	7,943	5,157	17,002	47,930	90,731	114,864	49,040	
7 Cropper farms.....acres..	98,792	785	774	659	3,777	18,740	32,319	35,470	6,268	
8 Cropland harvested.....total acres..	124,911		347	541	2,886	18,855	35,531	47,984	18,767	
9 Corn harvested for grain.....multiple units reporting..	804		21	18	68	257	248	165	27	
10 subunits reporting..	1,916		25	20	101	462	617	566	125	
11 acres..	47,558		169	229	1,402	8,636	15,539	17,471	4,112	
12 bushels..	535,393		1,817	1,980	14,356	92,022	158,726	207,929	58,563	
13 Cotton harvested.....multiple units reporting..	741		7	12	57	233	245	161	26	
14 subunits reporting..	1,736		7	13	71	393	564	567	121	
15 acres..	32,654		32	121	673	5,119	9,811	12,426	4,472	
16 bales..	14,015		19	43	239	1,894	3,929	5,474	2,417	
17 Tobacco harvested.....multiple units reporting..										
18 subunits reporting..										
19 acres..										
20 pounds..										
21 Rice harvested.....multiple units reporting..	(*)	(*)	(*)	(*)	(*)	(*)	(*)	(*)	(*)	
22 subunits reporting..										
23 acres..										
24 bushels..										
25 Peanuts harvested for picking or threshing.....multiple units reporting..	456		7	7	28	120	159	114	21	
26 subunits reporting..	848		7	7	33	167	290	291	53	
27 acres..	8,206		33	56	184	1,215	2,564	3,129	1,025	
28 pounds..	4,433,310		16,350	33,100	85,046	632,598	1,388,113	1,669,903	608,200	
29 Horses and mules.....multiple units reporting..	757		7	23	19	62	223	158	27	
30 number..	2,856		11	36	39	148	604	850	228	
31 Landlord-tenant operations containing multiple units:										
32 All subunits including home farm.....number..	2,796		27	76	56	191	662	831	781	
33 Land in all subunits including home farm.....acres..	478,876		3,845	11,132	7,095	23,033	78,200	134,479	161,146	
34 Owned by operator of multiple unit.....acres..	388,960		2,708	10,813	6,865	20,811	67,320	112,960	116,185	
35 Rented by operator of multiple unit.....acres..	89,916		1,137	319	230	2,222	10,880	21,519	44,961	
36 Subunits not included in multiple units.....operators reporting..	228		4	11	8	23	44	68	57	
37 number..	427		7	18	12	42	70	131	120	
38 Share tenants.....number..	104		2	3	3	8	18	37	28	
39 Other tenants, not croppers nor share tenants.....number..	323		7	16	9	34	52	94	19	
Land in subunits not included in multiple units.....acres..	44,753		396	2,415	1,279	2,254	11,530	11,429	4,638	

Item (For definitions and explanations, see text)	Area 6									
	Total	Acres of cropland harvested								
		None	Under 20 acres	20 to 29 acres	30 to 49 acres	50 to 99 acres	100 to 199 acres	200 to 499 acres	500 acres and over	
1 Multiple-unit operations.....number..	1,956	8	19	39	158	548	621	423	140	
2 Subunits in multiple-unit operations.....total number..	5,993	14	42	80	331	1,202	1,615	1,648	1,060	
3 Home farms.....number..	1,794	8	18	37	153	495	544	400	139	
4 Cropper farms.....number..	4,199	6	24	43	178	707	1,071	1,249	921	
5 Land in multiple-unit operations.....total acres..	1,040,904	2,257	3,264	10,104	29,973	117,460	218,246	324,303	335,297	
6 Home farms.....acres..	814,522	1,854	2,683	8,735	23,465	80,172	159,330	254,292	283,991	
7 Cropper farms.....acres..	226,382	403	581	1,369	6,508	37,288	58,916	70,011	51,306	
8 Cropland harvested.....total acres..	393,659		238	932	6,204	40,730	85,758	126,596	133,201	
9 Corn harvested for grain.....multiple units reporting..	1,892		14	36	150	534	608	416	134	
10 subunits reporting..	4,987		14	41	217	960	1,385	1,430	940	
11 acres..	147,532		132	508	2,960	18,195	35,459	47,641	42,337	
12 bushels..	1,771,166		1,390	5,628	32,675	203,347	394,043	579,387	554,696	
13 Cotton harvested.....multiple units reporting..	1,868		10	29	141	532	604	418	134	
14 subunits reporting..	4,807		11	30	184	898	1,327	1,418	939	
15 acres..	119,297		56	258	1,796	12,308	27,352	37,455	40,072	
16 bales..	43,184		23	89	594	3,935	9,876	13,964	14,743	
17 Tobacco harvested.....multiple units reporting..	276		3	8	29	91	87	48	10	
18 subunits reporting..	392		3	9	33	115	121	87	24	
19 acres..	1,014		4	14	65	227	311	277	116	
20 pounds..	1,027,086		3,745	14,600	55,050	244,099	311,866	279,434	118,292	
21 Rice harvested.....multiple units reporting..	(*)	(*)	(*)	(*)	(*)	(*)	(*)	(*)	(*)	
22 subunits reporting..										
23 acres..										
24 bushels..										
25 Peanuts harvested for picking or threshing.....multiple units reporting..	1,231		1	8	69	338	407	309	99	
26 subunits reporting..	2,397		1	10	78	473	714	751	370	
27 acres..	27,753		2	40	409	3,336	7,177	10,005	6,784	
28 pounds..	16,643,727		700	23,990	252,132	1,982,909	4,497,547	5,705,557	4,180,892	
29 Horses and mules.....multiple units reporting..	1,800		7	17	32	143	571	385	133	
30 number..	8,980		13	32	58	301	1,472	2,446	2,429	
31 Landlord-tenant operations containing multiple units:										
32 All subunits including home farm.....number..	7,321		17	57	121	394	1,369	1,893	1,488	
33 Land in all subunits including home farm.....acres..	1,140,407		2,454	3,991	14,309	34,233	127,805	239,635	354,525	
34 Owned by operator of multiple unit.....acres..	944,832		2,404	3,791	13,959	32,080	114,509	197,217	304,895	
35 Rented by operator of multiple unit.....acres..	195,575		50	200	350	2,153	13,296	42,418	49,630	
36 Subunits not included in multiple units.....operators reporting..	583		2	6	17	43	111	154	94	
37 number..	1,328		3	15	41	63	167	278	333	
38 Share tenants.....number..	525		3	16	20	58	95	121	212	
39 Other tenants, not croppers nor share tenants.....number..	803		3	12	25	43	109	183	216	
Land in subunits not included in multiple units.....acres..	99,503		197	727	4,205	4,260	10,345	21,389	30,222	

\*Not available.

MULTIPLE-UNIT OPERATIONS

Economic Area Table 4.—MULTIPLE-UNIT OPERATIONS, BY ACRES OF CROPLAND HARVESTED: CENSUS OF 1950—Continued  
 [Data for units, land in units, and number of horses and mules relate to April 1, 1950; those for cropland harvested and crops harvested relate to 1949]

Item (For definitions and explanations, see text)	Area 7a								
	Total	Acres of cropland harvested							
		None	Under 20 acres	20 to 29 acres	30 to 49 acres	50 to 99 acres	100 to 199 acres	200 to 499 acres	500 acres and over
1 Multiple-unit operations.....number..	1,494	4	12	15	76	379	489	403	116
2 Subunits in multiple-unit operations.....total number..	5,386	8	25	32	160	861	1,422	1,902	976
3 Home farms.....number..	1,358	2	11	14	68	336	431	383	113
4 Cropper farms.....number..	4,028	6	14	18	92	525	991	1,519	863
5 Land in multiple-unit operations.....total acres..	862,585	532	1,702	3,655	15,198	84,463	196,493	341,329	219,213
6 Home farms.....acres..	648,583	374	1,283	3,168	12,067	61,221	143,054	259,404	168,016
7 Cropper farms.....acres..	214,002	158	419	487	3,131	23,242	53,439	81,929	51,197
8 Cropland harvested.....total acres..	321,019		138	381	3,091	28,555	70,325	121,361	97,168
9 Corn harvested for grain.....multiple units reporting..	1,464		8	11	72	370	488	400	115
10 subunits reporting.....	4,644		15	109	699	1,231	1,670	909	
11 acres.....	107,494		59	124	1,353	10,881	25,164	40,643	29,270
12 bushels..	1,666,958		656	1,600	17,091	154,646	369,253	630,798	492,914
13 Cotton harvested.....multiple units reporting..	1,108			8	38	273	359	330	101
14 subunits reporting.....	3,200			8	52	441	811	1,174	714
15 acres.....	49,796			62	420	5,149	11,020	18,135	15,010
16 bales..	23,558			25	173	2,210	4,655	9,096	7,399
17 Tobacco harvested.....multiple units reporting..	1							1	
18 subunits reporting.....	1							1	
19 acres.....	5							5	
20 pounds..	3,000							3,000	
21 Rice harvested.....multiple units reporting..		(*)	(*)	(*)	(*)	(*)	(*)	(*)	(*)
22 subunits reporting.....		(*)	(*)	(*)	(*)	(*)	(*)	(*)	(*)
23 acres.....		(*)	(*)	(*)	(*)	(*)	(*)	(*)	(*)
24 bushels..		(*)	(*)	(*)	(*)	(*)	(*)	(*)	(*)
25 Peanuts harvested for picking or threshing.....multiple units reporting..	1,431		8	14	65	363	475	393	113
26 subunits reporting.....	4,374		10	17	85	625	1,151	1,640	846
27 acres.....	97,637		52	149	1,268	9,765	23,767	40,882	21,754
28 pounds..	78,527,111		50,134	84,900	1,119,844	7,379,769	18,636,417	33,915,740	17,340,307
29 Horses and mules.....multiple units reporting..	1,372		3	8	14	67	338	449	382
30 number..	7,539		8	11	39	169	993	1,870	2,747
Landlord-tenant operations containing multiple units:									
31 All subunits including home farm.....number..	6,132	9	36	48	197	989	1,630	2,147	1,076
32 Land in all subunits including home farm.....acres..	927,544	535	2,898	4,400	18,269	95,313	216,924	364,094	225,111
33 Owned by operator of multiple unit.....acres..	735,256	535	2,488	4,069	15,654	79,102	169,990	277,446	185,972
34 Rented by operator of multiple unit.....acres..	192,288		410	331	2,615	16,211	46,934	86,648	39,139
35 Subunits not included in multiple units.....operators reporting..	376	1	7	8	20	84	92	125	39
36 number..	746	1	11	16	37	128	208	245	100
37 Share tenants.....number..	225			5	7	34	40	98	41
38 Other tenants, not croppers nor share tenants.....number..	521	1	11	11	30	94	168	147	59
39 Land in subunits not included in multiple units.....acres..	64,959	3	1,196	745	3,071	10,850	20,431	22,765	5,898

Item (For definitions and explanations, see text)	Area 7b								
	Total	Acres of cropland harvested							
		None	Under 20 acres	20 to 29 acres	30 to 49 acres	50 to 99 acres	100 to 199 acres	200 to 499 acres	500 acres and over
1 Multiple-unit operations.....number..	3,162	15	28	54	235	884	1,118	656	172
2 Subunits in multiple-unit operations.....total number..	9,878	33	57	108	482	1,966	3,053	2,764	1,415
3 Home farms.....number..	2,890	13	27	54	223	805	1,016	591	161
4 Cropper farms.....number..	6,988	20	30	54	259	1,161	2,037	2,173	1,254
5 Land in multiple-unit operations.....total acres..	1,542,328	8,015	11,132	6,757	34,911	177,118	390,572	527,945	385,878
6 Home farms.....acres..	1,114,888	6,458	10,482	5,028	25,714	118,910	270,931	383,211	294,154
7 Cropper farms.....acres..	427,440	1,557	650	1,729	9,197	58,208	119,641	144,734	91,724
8 Cropland harvested.....total acres..	560,889		310	1,351	9,380	66,323	157,060	193,062	133,403
9 Corn harvested for grain.....multiple units reporting..	3,043		18	45	219	858	1,085	647	171
10 subunits reporting.....	7,901		20	54	301	1,496	2,547	2,323	1,160
11 acres.....	193,169		139	521	3,577	25,440	55,152	64,252	43,688
12 bushels..	2,923,688		2,735	7,160	53,671	370,895	800,238	1,010,664	678,325
13 Cotton harvested.....multiple units reporting..	2,436		8	22	128	634	930	562	152
14 subunits reporting.....	5,863		9	24	164	977	1,875	1,830	984
15 acres.....	83,544		46	129	1,214	8,881	23,386	29,310	20,578
16 bales..	36,340		19	50	481	3,663	9,830	12,930	9,367
17 Tobacco harvested.....multiple units reporting..	1,060		5	20	87	314	378	210	46
18 subunits reporting.....	2,135		6	23	101	459	674	661	211
19 acres.....	5,430		9	49	212	1,070	1,785	1,637	668
20 pounds..	6,238,386		10,300	51,050	234,504	1,229,492	2,145,814	1,831,937	735,289
21 Rice harvested.....multiple units reporting..		(*)	(*)	(*)	(*)	(*)	(*)	(*)	(*)
22 subunits reporting.....		(*)	(*)	(*)	(*)	(*)	(*)	(*)	(*)
23 acres.....		(*)	(*)	(*)	(*)	(*)	(*)	(*)	(*)
24 bushels..		(*)	(*)	(*)	(*)	(*)	(*)	(*)	(*)
25 Peanuts harvested for picking or threshing.....multiple units reporting..	3,025		10	42	208	844	1,102	649	170
26 subunits reporting.....	7,849		10	46	263	1,408	2,525	2,364	1,233
27 acres.....	172,727		56	371	2,708	19,733	50,250	60,820	38,789
28 pounds..	139,921,633		50,100	375,398	2,041,507	16,024,124	41,426,378	49,946,336	30,057,790
29 Horses and mules.....multiple units reporting..	2,970		5	21	48	212	821	631	169
30 number..	15,834		9	35	92	542	2,493	4,886	3,226
Landlord-tenant operations containing multiple units:									
31 All subunits including home farm.....number..	11,765	59	95	153	576	2,300	3,484	3,291	1,807
32 Land in all subunits including home farm.....acres..	1,716,557	11,864	14,604	9,296	40,763	197,755	431,563	578,684	432,028
33 Owned by operator of multiple unit.....acres..	1,444,174	10,339	14,235	8,457	38,834	175,950	368,654	486,947	340,758
34 Rented by operator of multiple unit.....acres..	272,383	1,525	369	839	1,929	21,805	62,909	91,737	91,270
35 Subunits not included in multiple units.....operators reporting..	884	9	13	25	65	188	270	230	84
36 number..	1,887	26	38	45	94	334	431	527	392
37 Share tenants.....number..	946	4	11	14	46	152	223	300	196
38 Other tenants, not croppers nor share tenants.....number..	941	22	27	31	48	182	208	227	196
39 Land in subunits not included in multiple units.....acres..	174,229	3,849	3,472	2,539	5,852	20,637	40,991	50,739	46,150

\* Not available.

Economic Area Table 4.—MULTIPLE-UNIT OPERATIONS, BY ACRES OF CROPLAND HARVESTED: CENSUS OF 1950—Continued

[Data for units, land in units, and number of horses and mules relate to April 1, 1950; those for cropland harvested and crops harvested relate to 1949]

Item (For definitions and explanations, see text)	Area 8									
	Total	Acres of cropland harvested								
		None	Under 20 acres	20 to 29 acres	30 to 49 acres	50 to 99 acres	100 to 199 acres	200 to 499 acres	500 acres and over	
1 Multiple-unit operations.....number..	3,988	16	131	202	585	1,512	1,115	368	59	
2 Subunits in multiple-unit operations.....total number..	10,536	31	270	424	1,231	3,396	3,172	1,548	464	
3 Home farms.....number..	3,755	14	129	198	563	1,411	1,048	336	56	
4 Cropper farms.....number..	6,781	17	141	226	668	1,985	2,124	1,212	408	
5 Land in multiple-unit operations.....total acres..	1,600,174	3,846	40,270	47,532	126,328	366,989	506,393	371,412	137,404	
6 Home farms.....acres..	1,261,089	3,253	37,050	40,824	99,864	279,576	397,363	297,328	105,831	
7 Cropper farms.....acres..	339,085	593	3,220	6,708	26,464	87,413	109,030	74,084	31,573	
8 Cropland harvested.....total acres..	442,224		1,971	4,937	23,341	107,995	151,389	104,433	48,158	
9 Corn harvested for grain.....multiple units reporting..	3,788		94	183	558	1,456	1,087	353	57	
10 subunits reporting..	7,855		113	221	840	2,583	2,501	1,214	383	
11 acres..	182,935		943	2,412	11,456	48,897	62,629	41,004	15,594	
12 bushels..	2,695,381		14,052	33,445	169,231	704,343	932,125	605,974	236,211	
13 Cotton harvested.....multiple units reporting..	2,969		35	104	348	1,150	943	336	53	
14 subunits reporting..	5,490		42	112	427	1,696	1,859	1,012	341	
15 acres..	71,431		183	720	2,998	16,000	25,148	17,980	8,402	
16 bales..	26,823		67	218	1,040	5,943	8,925	7,287	3,343	
17 Tobacco harvested.....multiple units reporting..	3,506		90	160	517	1,353	1,011	324	51	
18 subunits reporting..	6,303		103	181	674	2,068	2,036	965	276	
19 acres..	19,457		237	402	1,757	5,729	6,801	3,376	1,155	
20 pounds..	23,018,922		269,532	466,470	2,097,477	7,070,022	7,947,088	3,920,490	1,247,843	
21 Rice harvested.....multiple units reporting..	(*)	(*)	(*)	(*)	(*)	(*)	(*)	(*)	(*)	
22 subunits reporting..	(*)	(*)	(*)	(*)	(*)	(*)	(*)	(*)	(*)	
23 acres..	(*)	(*)	(*)	(*)	(*)	(*)	(*)	(*)	(*)	
24 bushels..	(*)	(*)	(*)	(*)	(*)	(*)	(*)	(*)	(*)	
25 Peanuts harvested for picking or threshing.....multiple units reporting..	1,605		9	28	113	568	610	233	44	
26 subunits reporting..	2,845		11	28	136	791	1,046	603	230	
27 acres..	26,484		47	129	747	5,602	9,806	7,429	2,724	
28 pounds..	18,423,284		33,954	64,875	483,697	3,888,827	6,863,504	5,187,529	1,900,891	
29 Horses and mules.....multiple units reporting..	3,643		5	98	187	524	1,387	1,036	347	
30 number..	11,149		9	154	331	1,118	3,272	1,970	828	
Landlord-tenant operations containing multiple units:										
31 All subunits including home farm.....number..	12,558		44	377	518	1,464	3,928	3,675	1,997	555
32 Land in all subunits including home farm.....acres..	1,740,074		4,345	46,658	52,470	139,486	397,406	544,600	405,499	149,610
33 Owned by operator of multiple unit.....acres..	1,619,608		4,276	39,651	51,315	135,631	372,964	505,418	376,610	133,743
34 Rented by operator of multiple unit.....acres..	120,466		69	7,007	1,155	3,855	24,442	39,182	28,889	15,867
35 Subunits not included in multiple units.....operators reporting..	1,089		6	58	66	146	347	281	149	36
36 number..	2,022		13	107	94	233	532	503	449	91
37 Share tenants.....number..	1,273		5	56	46	144	314	339	293	76
38 Other tenants, not croppers nor share tenants.....number..	749		8	51	48	89	218	164	156	15
39 Land in subunits not included in multiple units.....acres..	139,900		499	6,388	4,938	13,158	30,417	38,207	34,087	12,206

Item (For definitions and explanations, see text)	Areas 9 and E									
	Total	Acres of cropland harvested								
		None	Under 20 acres	20 to 29 acres	30 to 49 acres	50 to 99 acres	100 to 199 acres	200 to 499 acres	500 acres and over	
1 Multiple-unit operations.....number..	352	5	52	37	77	105	61	15		
2 Subunits in multiple-unit operations.....total number..	821	11	107	76	163	243	164	57		
3 Home farms.....number..	336	5	52	36	74	98	57	14		
4 Cropper farms.....number..	485	6	55	40	89	145	107	43		
5 Land in multiple-unit operations.....total acres..	212,976	501	32,619	9,078	25,566	45,676	65,743	33,793		
6 Home farms.....acres..	186,480	143	30,787	7,764	20,582	39,268	57,141	30,795		
7 Cropper farms.....acres..	26,496	358	1,832	1,314	4,984	6,408	8,602	2,998		
8 Cropland harvested.....total acres..	24,293		591	911	3,037	7,587	7,858	4,309		
9 Corn harvested for grain.....multiple units reporting..	310		36	32	70	99	58	15		
10 subunits reporting..	521		40	45	98	179	119	40		
11 acres..	10,209		270	423	1,361	3,196	3,157	1,802		
12 bushels..	150,111		5,124	6,251	20,950	47,296	45,777	24,713		
13 Cotton harvested.....multiple units reporting..	129		6	10	29	55	47	12		
14 subunits reporting..	229		6	10	35	82	76	20		
15 acres..	2,775		25	71	207	756	1,248	468		
16 bales..	748		6	26	82	240	302	92		
17 Tobacco harvested.....multiple units reporting..	309		40	31	72	96	57	13		
18 subunits reporting..	461		44	34	93	155	101	34		
19 acres..	1,559		107	78	275	542	405	152		
20 pounds..	1,885,707		139,544	92,873	324,331	653,874	447,619	227,466		
21 Rice harvested.....multiple units reporting..	(*)	(*)	(*)	(*)	(*)	(*)	(*)	(*)	(*)	
22 subunits reporting..	(*)	(*)	(*)	(*)	(*)	(*)	(*)	(*)	(*)	
23 acres..	(*)	(*)	(*)	(*)	(*)	(*)	(*)	(*)	(*)	
24 bushels..	(*)	(*)	(*)	(*)	(*)	(*)	(*)	(*)	(*)	
25 Peanuts harvested for picking or threshing.....multiple units reporting..	17			2	1	6	8			
26 subunits reporting..	22			2	2	6	12			
27 acres..	240			7	10	65	158			
28 pounds..	110,424			3,400	7,500	28,824	70,700			
29 Horses and mules.....multiple units reporting..	303		1	41	31	67	94	54	15	
30 number..	753		1	67	56	137	218	194	80	
Landlord-tenant operations containing multiple units:										
31 All subunits including home farm.....number..	1,053		12	134	105	208	314	208	72	
32 Land in all subunits including home farm.....acres..	235,047		543	36,496	12,791	28,506	53,368	68,754	34,589	
33 Owned by operator of multiple unit.....acres..	205,687		543	27,137	12,307	23,174	49,953	59,184	33,389	
34 Rented by operator of multiple unit.....acres..	29,360			9,359	484	5,332	3,415	9,570	1,200	
35 Subunits not included in multiple units.....operators reporting..	117		1	16	11	21	37	23	8	
36 number..	232		1	27	29	45	71	44	15	
37 Share tenants.....number..	130		1	9	11	24	42	25	11	
38 Other tenants, not croppers nor share tenants.....number..	102			18	18	21	29	19	4	
39 Land in subunits not included in multiple units.....acres..	22,071		42	3,877	3,713	2,940	7,692	3,011	796	

\*Not available.

MULTIPLE-UNIT OPERATIONS

Economic Area Table 5.—MULTIPLE-UNIT OPERATIONS, BY NUMBER OF SUBUNITS: CENSUS OF 1950

[Data for units, land in units, and number of horses and mules relate to April 1, 1950; those for cropland harvested and crops harvested relate to 1949]

Item (For definitions and explanations, see text)	The State						
	Total	Number of subunits					
		2	3	4	5 to 9	10 to 19	20 and over
1 Multiple-unit operations.....number..	19,227	11,937	3,860	1,529	1,613	254	34
2 Subunits in multiple-unit operations.....total number..	55,261	23,874	11,580	6,116	9,736	3,101	854
3 Home farms.....number..	17,877	11,069	3,622	1,421	1,499	232	34
4 Cropper farms.....number..	37,384	12,805	7,958	4,695	8,237	2,869	820
5 Land in multiple-unit operations.....total acres..	8,146,765	3,107,795	1,596,415	1,021,539	1,657,569	588,343	175,104
6 Home farms.....acres..	6,253,902	2,485,176	1,214,395	786,347	1,218,912	424,615	124,437
7 Cropper farms.....acres..	1,892,863	622,619	382,020	235,192	438,657	163,728	50,647
8 Cropland harvested.....total acres..	2,560,483	954,032	517,967	325,912	531,169	183,334	48,069
9 Corn harvested for grain.....multiple units reporting..	18,291	11,181	3,739	1,496	1,593	248	34
10 subunits reporting..	43,204	18,093	9,017	4,901	7,902	2,611	680
11 acres..	886,963	341,873	177,218	111,315	178,686	59,839	18,032
12 bushels..	12,800,533	4,805,417	2,575,010	1,663,405	2,649,717	878,028	228,956
13 Cotton harvested.....multiple units reporting..	15,932	9,344	3,385	1,413	1,515	241	34
14 subunits reporting..	36,310	14,158	7,545	4,330	7,141	2,463	673
15 acres..	605,126	211,606	121,987	79,881	129,626	47,371	14,655
16 bales..	254,788	84,403	49,811	35,017	57,821	21,023	6,713
17 Tobacco harvested.....multiple units reporting..	5,156	3,276	1,056	397	384	39	5
18 subunits reporting..	9,298	4,460	1,977	1,004	1,540	312	5
19 acres..	27,470	13,337	5,892	3,024	4,150	1,049	18
20 pounds..	32,178,082	15,715,148	6,995,550	3,494,899	4,786,414	1,168,473	17,598
21 Rice harvested.....multiple units reporting..	7,841	4,147	1,774	811	929	163	17
22 subunits reporting..							
23 acres..	(*)	(*)	(*)	(*)	(*)	(*)	(*)
24 bushels..							
25 Peanuts harvested for picking or threshing.....multiple units reporting..	7,841	4,147	1,774	811	929	163	17
26 subunits reporting..	18,436	6,162	3,813	2,396	4,227	1,545	293
27 acres..	333,289	103,381	66,547	44,532	84,576	29,406	4,847
28 pounds..	258,168,643	77,067,891	50,882,040	35,195,083	67,703,745	23,169,705	4,150,179
29 Horses and mules.....multiple units reporting..	17,613	10,657	3,645	1,470	1,558	249	34
30 number..	72,121	28,190	14,452	8,578	14,241	5,305	1,355
Landlord-tenant operations containing multiple units:							
31 All subunits including home farm.....number..	65,646	28,603	13,487	7,341	11,510	3,608	1,097
32 Land in all subunits including home farm.....acres..	8,945,789	3,444,662	1,756,827	1,105,248	1,804,897	642,460	191,695
33 Owned by operator of multiple unit.....acres..	7,664,091	2,974,171	1,505,212	967,674	1,522,520	514,081	180,433
34 Rented by operator of multiple unit.....acres..	1,281,698	470,491	251,615	137,574	282,377	128,379	11,262
35 Subunits not included in multiple units.....operators reporting..	5,212	2,813	1,060	501	680	133	25
36 number..	10,385	4,729	1,907	1,235	1,774	497	243
37 Share tenants.....number..	5,012	2,235	935	544	920	284	94
38 Other tenants, not croppers nor share tenants.....number..	5,373	2,494	972	691	854	213	149
39 Land in subunits not included in multiple units.....acres..	799,024	336,867	160,412	83,709	147,328	54,117	16,591

Item (For definitions and explanations, see text)	Area 1 and A						
	Total	Number of subunits					
		2	3	4	5 to 9	10 to 19	20 and over
1 Multiple-unit operations.....number..	1,159	846	182	66	53	9	3
2 Subunits in multiple-unit operations.....total number..	3,002	1,692	546	264	299	114	87
3 Home farms.....number..	1,095	800	175	62	46	9	3
4 Cropper farms.....number..	1,907	892	371	202	253	105	84
5 Land in multiple-unit operations.....total acres..	357,994	183,439	62,031	39,260	39,854	22,511	10,899
6 Home farms.....acres..	283,751	149,575	48,118	29,979	29,090	18,915	8,074
7 Cropper farms.....acres..	74,243	33,864	13,913	9,281	10,764	3,596	2,825
8 Cropland harvested.....total acres..	100,781	50,682	18,227	11,416	11,833	4,715	3,908
9 Corn harvested for grain.....multiple units reporting..	1,072	767	176	66	52	8	3
10 subunits reporting..	2,196	1,250	395	200	212	82	57
11 acres..	28,105	14,580	4,906	3,271	3,142	1,208	998
12 bushels..	540,691	268,434	92,741	60,387	69,954	22,250	26,925
13 Cotton harvested.....multiple units reporting..	1,077	769	177	66	53	9	3
14 subunits reporting..	2,297	1,232	416	221	251	108	69
15 acres..	42,289	20,050	7,592	4,334	5,679	2,763	1,871
16 bales..	18,587	8,737	3,193	1,943	2,640	975	1,099
17 Tobacco harvested.....multiple units reporting..	2	2					
18 subunits reporting..	3	3					
19 acres..	3	3					
20 pounds..	2,881	2,881					
21 Rice harvested.....multiple units reporting..							
22 subunits reporting..							
23 acres..	(*)	(*)	(*)	(*)	(*)	(*)	(*)
24 bushels..							
25 Peanuts harvested for picking or threshing.....multiple units reporting..	7	6			1		
26 subunits reporting..	7	6			1		
27 acres..	17	15			2		
28 pounds..	8,680	6,680			2,000		
29 Horses and mules.....multiple units reporting..	979	695	163	61	48	9	3
30 number..	3,395	1,894	619	276	312	227	67
Landlord-tenant operations containing multiple units:							
31 All subunits including home farm.....number..	3,488	2,002	615	309	336	130	96
32 Land in all subunits including home farm.....acres..	395,269	204,020	66,104	44,502	42,890	23,615	14,138
33 Owned by operator of multiple unit.....acres..	334,634	168,411	55,080	37,867	37,853	21,895	13,528
34 Rented by operator of multiple unit.....acres..	60,635	35,609	11,024	6,635	5,037	1,720	610
35 Subunits not included in multiple units.....operators reporting..	286	192	52	19	18	3	2
36 number..	486	310	69	45	37	16	9
37 Share tenants.....number..	321	186	49	37	25	16	8
38 Other tenants, not croppers nor share tenants.....number..	165	124	20	8	12		1
39 Land in subunits not included in multiple units.....acres..	37,275	20,581	4,073	5,242	3,036	1,104	3,239

\* Not available.

Economic Area Table 5.—MULTIPLE-UNIT OPERATIONS, BY NUMBER OF SUBUNITS: CENSUS OF 1950—Continued

[Data for units, land in units, and number of horses and mules relate to April 1, 1950; those for cropland harvested and crops harvested relate to 1949]

Item (For definitions and explanations, see text)	Area 2						
	Total	Number of subunits					
		2	3	4	5 to 9	10 to 19	20 and over
1 Multiple-unit operations.....number..	324	272	43	5	4	.....	.....
2 Subunits in multiple-unit operations.....total number..	716	544	129	20	23	.....	.....
3 Home farms.....number..	321	269	43	5	4	.....	.....
4 Cropper farms.....number..	395	275	86	15	19	.....	.....
5 Land in multiple-unit operations.....total acres..	73,598	52,559	9,946	8,329	2,764	.....	.....
6 Home farms.....acres..	63,113	45,089	8,357	7,841	1,826	.....	.....
7 Cropper farms.....acres..	10,485	7,470	1,589	488	938	.....	.....
8 Cropland harvested.....total acres..	9,162	6,719	1,464	525	454	.....	.....
9 Corn harvested for grain.....multiple units reporting..	304	254	42	4	4	.....	.....
10 subunits reporting..	537	404	104	13	16	.....	.....
11 acres..	4,617	3,388	811	241	177	.....	.....
12 bushels..	110,088	79,210	19,396	8,142	3,340	.....	.....
13 Cotton harvested.....multiple units reporting..	83	63	15	3	2	.....	.....
14 subunits reporting..	120	77	26	7	10	.....	.....
15 acres..	861	500	155	48	158	.....	.....
16 bales..	237	153	39	13	32	.....	.....
17 Tobacco harvested.....multiple units reporting..	2	.....	.....	.....	.....	.....	.....
18 subunits reporting..	3	.....	.....	.....	.....	.....	.....
19 acres..	2	.....	.....	.....	.....	.....	.....
20 pounds..	2,100	2,100	.....	.....	.....	.....	.....
21 Rice harvested.....multiple units reporting..	(*)	(*)	(*)	(*)	(*)	(*)	(*)
22 subunits reporting..	(*)	(*)	(*)	(*)	(*)	(*)	(*)
23 acres..	(*)	(*)	(*)	(*)	(*)	(*)	(*)
24 bushels..	(*)	(*)	(*)	(*)	(*)	(*)	(*)
25 Peanuts harvested for picking or threshing.....multiple units reporting..	1	.....	.....	1	.....	.....	.....
26 subunits reporting..	2	.....	.....	2	.....	.....	.....
27 acres..	1	.....	.....	1	.....	.....	.....
28 pounds..	150	.....	.....	150	.....	.....	.....
29 Horses and mules.....multiple units reporting..	290	240	42	4	4	.....	.....
30 number..	581	442	96	18	25	.....	.....
Landlord-tenant operations containing multiple units:							
31 All subunits including home farm.....number..	864	652	150	33	29	.....	.....
32 Land in all subunits including home farm.....acres..	78,023	56,144	10,284	8,786	2,809	.....	.....
33 Owned by operator of multiple unit.....acres..	72,727	51,447	9,735	8,786	2,759	.....	.....
34 Rented by operator of multiple unit.....acres..	5,296	4,697	549	.....	50	.....	.....
35 Subunits not included in multiple units.....operators reporting..	92	72	14	4	2	.....	.....
36 number..	148	108	21	13	6	.....	.....
37 Share tenants.....number..	62	46	8	7	1	.....	.....
38 Other tenants, not croppers nor share tenants.....number..	86	62	13	6	5	.....	.....
39 Land in subunits not included in multiple units.....acres..	4,425	3,585	338	457	45	.....	.....

Item (For definitions and explanations, see text)	Areas 3 and B						
	Total	Number of subunits					
		2	3	4	5 to 9	10 to 19	20 and over
1 Multiple-unit operations.....number..	2,300	1,694	378	122	97	9	.....
2 Subunits in multiple-unit operations.....total number..	5,685	3,388	1,134	488	565	110	.....
3 Home farms.....number..	2,161	1,590	356	117	90	8	.....
4 Cropper farms.....number..	3,524	1,798	778	371	475	102	.....
5 Land in multiple-unit operations.....total acres..	493,681	263,145	114,429	42,884	62,506	10,717	.....
6 Home farms.....acres..	351,002	193,455	83,988	29,136	39,985	4,438	.....
7 Cropper farms.....acres..	142,679	69,690	30,441	13,748	22,521	6,279	.....
8 Cropland harvested.....total acres..	151,845	81,844	31,513	15,610	18,344	4,534	.....
9 Corn harvested for grain.....multiple units reporting..	2,196	1,606	367	118	96	9	.....
10 subunits reporting..	4,443	2,619	917	377	442	88	.....
11 acres..	52,203	29,518	11,127	4,595	5,545	1,418	.....
12 bushels..	833,081	474,921	168,002	77,504	91,045	21,609	.....
13 Cotton harvested.....multiple units reporting..	2,046	1,457	361	122	97	9	.....
14 subunits reporting..	4,022	2,234	862	374	460	92	.....
15 acres..	51,082	25,967	10,835	5,556	6,811	1,913	.....
16 bales..	20,383	10,154	4,149	2,299	2,958	823	.....
17 Tobacco harvested.....multiple units reporting..	.....	.....	.....	.....	.....	.....	.....
18 subunits reporting..	.....	.....	.....	.....	.....	.....	.....
19 acres..	.....	.....	.....	.....	.....	.....	.....
20 pounds..	.....	.....	.....	.....	.....	.....	.....
21 Rice harvested.....multiple units reporting..	(*)	(*)	(*)	(*)	(*)	(*)	(*)
22 subunits reporting..	(*)	(*)	(*)	(*)	(*)	(*)	(*)
23 acres..	(*)	(*)	(*)	(*)	(*)	(*)	(*)
24 bushels..	(*)	(*)	(*)	(*)	(*)	(*)	(*)
25 Peanuts harvested for picking or threshing.....multiple units reporting..	18	12	3	3	.....	.....	.....
26 subunits reporting..	21	14	4	3	.....	.....	.....
27 acres..	20	13	4	3	.....	.....	.....
28 pounds..	6,648	4,543	1,200	905	.....	.....	.....
29 Horses and mules.....multiple units reporting..	2,145	1,565	361	118	92	9	.....
30 number..	6,974	3,965	1,391	640	799	179	.....
Landlord-tenant operations containing multiple units:							
31 All subunits including home farm.....number..	6,609	3,902	1,329	570	682	126	.....
32 Land in all subunits including home farm.....acres..	552,937	291,289	130,474	47,433	72,211	11,530	.....
33 Owned by operator of multiple unit.....acres..	497,395	257,129	121,353	43,058	65,731	10,124	.....
34 Rented by operator of multiple unit.....acres..	55,542	34,160	9,121	4,375	6,480	1,406	.....
35 Subunits not included in multiple units.....operators reporting..	537	338	112	41	42	4	.....
36 number..	924	514	195	82	117	16	.....
37 Share tenants.....number..	541	273	129	54	81	4	.....
38 Other tenants, not croppers nor share tenants.....number..	383	241	66	28	36	12	.....
39 Land in subunits not included in multiple units.....acres..	59,256	28,144	16,045	4,549	9,705	813	.....

\*Not available.



## MULTIPLE-UNIT OPERATIONS

Economic Area Table 5.—MULTIPLE-UNIT OPERATIONS, BY NUMBER OF SUBUNITS: CENSUS OF 1950—Continued

[Data for units, land in units, and number of horses and mules relate to April 1, 1950; those for cropland harvested and crops harvested relate to 1949]

Item (For definitions and explanations, see text)		Area 4a						
		Total	Number of subunits					
			2	3	4	5 to 9	10 to 19	20 and over
1	Multiple-unit operations.....number..	2,723	1,580	603	228	267	40	5
2	Subunits in multiple-unit operations.....total number..	8,101	3,160	1,809	912	1,611	487	122
3	Home farms.....number..	2,516	1,454	558	213	249	37	5
4	Cropper farms.....number..	5,585	1,706	1,251	699	1,362	450	117
5	Land in multiple-unit operations.....total acres..	938,242	324,674	198,214	110,929	210,489	75,973	17,963
6	Home farms.....acres..	705,699	258,421	150,059	83,605	150,754	52,337	10,523
7	Cropper farms.....acres..	232,543	66,253	48,155	27,324	59,735	23,636	7,440
8	Cropland harvested.....total acres..	308,106	102,993	65,745	38,002	70,224	25,636	5,506
9	Corn harvested for grain.....multiple units reporting..	2,574	1,457	589	220	263	40	5
10	subunits reporting..	6,166	2,334	1,375	705	1,259	376	117
11	acres..	78,470	26,740	16,537	9,722	17,151	6,561	1,759
12	bushels..	1,171,651	417,875	253,398	144,432	245,754	90,888	19,324
13	Cotton harvested.....multiple units reporting..	2,590	1,462	590	228	265	40	5
14	subunits reporting..	6,481	2,329	1,421	765	1,390	459	117
15	acres..	113,035	35,700	24,265	14,842	25,842	10,064	2,322
16	bales..	53,622	16,514	11,414	7,440	12,581	4,815	858
17	Tobacco harvested.....multiple units reporting..	.....	.....	.....	.....	.....	.....	.....
18	subunits reporting..	.....	.....	.....	.....	.....	.....	.....
19	acres..	.....	.....	.....	.....	.....	.....	.....
20	pounds..	.....	.....	.....	.....	.....	.....	.....
21	Rice harvested.....multiple units reporting..	(*)	(*)	(*)	(*)	(*)	(*)	(*)
22	subunits reporting..	.....	.....	.....	.....	.....	.....	.....
23	acres..	.....	.....	.....	.....	.....	.....	.....
24	bushels..	.....	.....	.....	.....	.....	.....	.....
25	Peanuts harvested for picking or threshing.....multiple units reporting..	27	14	7	.....	6	.....	.....
26	subunits reporting..	37	17	12	.....	8	.....	.....
27	acres..	65	21	21	.....	23	.....	.....
28	pounds..	33,968	10,478	13,100	.....	10,390	.....	.....
29	Horses and mules.....multiple units reporting..	2,483	1,384	573	223	258	40	5
30	number..	10,110	3,615	2,205	1,232	2,050	809	199
Landlord-tenant operations containing multiple units:								
31	All subunits including home farm.....number..	9,459	3,726	2,044	1,094	1,860	601	154
32	Land in all subunits including home farm.....acres..	1,023,994	357,437	211,315	120,722	228,504	86,991	19,025
33	Owned by operator of multiple unit.....acres..	847,307	295,908	172,529	101,985	190,969	69,443	18,473
34	Rented by operator of multiple unit.....acres..	176,687	63,529	38,786	18,737	37,535	17,548	552
35	Subunits not included in multiple units.....operators reporting..	706	352	136	88	105	22	3
36	number..	1,358	566	235	182	249	114	12
37	Share tenants.....number..	584	241	104	85	93	55	6
38	Other tenants, not croppers nor share tenants.....number..	774	325	131	97	156	59	6
39	Land in subunits not included in multiple units.....acres..	85,752	32,763	13,101	9,793	18,015	11,018	1,062

Item (For definitions and explanations, see text)		Area 4b						
		Total	Number of subunits					
			2	3	4	5 to 9	10 to 19	20 and over
1	Multiple-unit operations.....number..	933	570	181	79	86	13	4
2	Subunits in multiple-unit operations.....total number..	2,774	1,140	543	316	521	162	92
3	Home farms.....number..	368	321	172	77	82	12	4
4	Cropper farms.....number..	1,906	619	371	239	439	150	88
5	Land in multiple-unit operations.....total acres..	590,160	228,693	97,023	91,949	108,065	38,673	25,757
6	Home farms.....acres..	489,444	195,194	80,706	81,437	89,642	28,907	13,558
7	Cropper farms.....acres..	100,716	33,499	16,317	10,512	18,423	9,766	12,199
8	Cropland harvested.....total acres..	123,594	44,538	22,070	18,165	25,559	9,165	4,097
9	Corn harvested for grain.....multiple units reporting..	844	508	163	76	81	12	4
10	subunits reporting..	2,038	815	387	242	386	133	75
11	acres..	34,671	12,913	6,218	5,395	6,575	2,131	1,439
12	bushels..	402,325	146,279	74,277	62,934	72,562	30,429	15,844
13	Cotton harvested.....multiple units reporting..	855	502	174	78	85	12	4
14	subunits reporting..	2,065	758	393	249	442	140	83
15	acres..	38,362	11,713	6,842	5,741	9,205	2,909	1,952
16	bales..	17,291	5,008	2,887	2,596	4,379	1,422	999
17	Tobacco harvested.....multiple units reporting..	.....	.....	.....	.....	.....	.....	.....
18	subunits reporting..	.....	.....	.....	.....	.....	.....	.....
19	acres..	.....	.....	.....	.....	.....	.....	.....
20	pounds..	.....	.....	.....	.....	.....	.....	.....
21	Rice harvested.....multiple units reporting..	(*)	(*)	(*)	(*)	(*)	(*)	(*)
22	subunits reporting..	.....	.....	.....	.....	.....	.....	.....
23	acres..	.....	.....	.....	.....	.....	.....	.....
24	bushels..	.....	.....	.....	.....	.....	.....	.....
25	Peanuts harvested for picking or threshing.....multiple units reporting..	23	13	4	3	3	.....	.....
26	subunits reporting..	34	14	5	6	9	.....	.....
27	acres..	139	41	9	66	23	.....	.....
28	pounds..	59,708	20,040	2,504	33,514	3,650	.....	.....
29	Horses and mules.....multiple units reporting..	871	519	178	75	82	13	4
30	number..	3,950	1,411	834	525	792	257	131
Landlord-tenant operations containing multiple units:								
31	All subunits including home farm.....number..	3,601	1,536	672	478	629	182	104
32	Land in all subunits including home farm.....acres..	657,061	265,227	108,014	100,535	116,569	40,725	25,991
33	Owned by operator of multiple unit.....acres..	573,511	232,060	91,844	86,086	99,752	39,378	24,391
34	Rented by operator of multiple unit.....acres..	83,550	33,167	16,170	14,449	16,817	1,347	1,600
35	Subunits not included in multiple units.....operators reporting..	314	162	63	39	38	9	3
36	number..	827	396	129	162	108	20	12
37	Share tenants.....number..	301	162	47	42	36	8	6
38	Other tenants, not croppers nor share tenants.....number..	526	234	82	120	72	12	6
39	Land in subunits not included in multiple units.....acres..	66,901	36,534	10,991	8,586	8,504	2,052	234

\*Not available.

Economic Area Table 5.—MULTIPLE-UNIT OPERATIONS, BY NUMBER OF SUBUNITS: CENSUS OF 1950—Continued

[Data for units, land in units, and number of horses and mules relate to April 1, 1950; those for cropland harvested and crops harvested relate to 1949]

Item (For definitions and explanations, see text)		Areas 5, C, and D						
		Total	Number of subunits					
			2	3	4	5 to 9	10 to 19	20 and over
1	Multiple-unit operations.....number..	836	492	188	77	70	9	.....
2	Subunits in multiple-unit operations.....total number..	2,369	984	564	308	415	98	.....
3	Home farms.....number..	783	454	181	74	67	7	.....
4	Cropper farms.....number..	1,586	530	383	234	348	91	.....
5	Land in multiple-unit operations.....total acres..	434,123	172,083	96,785	67,744	81,447	16,064	.....
6	Home farms.....acres..	335,331	138,080	74,277	54,584	59,645	8,745	.....
7	Cropper farms.....acres..	98,792	34,003	22,508	13,160	21,802	7,319	.....
8	Cropland harvested.....total acres..	124,911	47,786	30,814	17,222	23,683	5,406	.....
9	Corn harvested for grain.....multiple units reporting..	804	463	186	76	70	9	.....
10	subunits reporting..	1,916	756	470	259	348	83	.....
11	acres..	47,558	19,064	12,646	5,943	8,024	1,881	.....
12	bushels..	535,393	199,071	145,718	76,063	92,499	22,042	.....
13	Cotton harvested.....multiple units reporting..	741	407	180	76	69	9	.....
14	subunits reporting..	1,736	629	430	242	346	89	.....
15	acres..	32,654	11,280	8,149	4,596	7,083	1,546	.....
16	bales..	14,015	4,264	3,416	2,167	3,423	745	.....
17	Tobacco harvested.....multiple units reporting..	.....	.....	.....	.....	.....	.....	.....
18	subunits reporting..	.....	.....	.....	.....	.....	.....	.....
19	acres..	.....	.....	.....	.....	.....	.....	.....
20	pounds..	.....	.....	.....	.....	.....	.....	.....
21	Rice harvested.....multiple units reporting..	(*)	(*)	(*)	(*)	(*)	(*)	(*)
22	subunits reporting..	(*)	(*)	(*)	(*)	(*)	(*)	(*)
23	acres..	(*)	(*)	(*)	(*)	(*)	(*)	(*)
24	bushels..	(*)	(*)	(*)	(*)	(*)	(*)	(*)
25	Peanuts harvested for picking or threshing.....multiple units reporting..	456	242	99	56	53	6	.....
26	subunits reporting..	848	340	178	141	158	31	.....
27	acres..	8,206	3,175	1,956	1,316	1,512	247	.....
28	pounds..	4,433,310	1,663,101	1,073,159	780,479	791,628	124,942	.....
29	Horses and mules.....multiple units reporting..	757	432	175	75	66	9	.....
30	number..	2,856	1,123	676	360	553	144	.....
Landlord-tenant operations containing multiple units:								
31	All subunits including home farm.....number..	2,796	1,196	662	364	465	109	.....
32	Land in all subunits including home farm.....acres..	478,876	190,440	105,222	76,144	88,421	18,649	.....
33	Owned by operator of multiple unit.....acres..	388,960	162,741	87,778	66,415	57,127	14,899	.....
34	Rented by operator of multiple unit.....acres..	89,916	27,699	17,444	9,729	31,294	3,750	.....
35	Subunits not included in multiple units.....operators reporting..	228	123	50	22	27	6	.....
36	number..	427	212	98	56	50	11	.....
37	Share tenants.....number..	104	52	24	13	11	4	.....
38	Other tenants, not croppers nor share tenants.....number..	323	160	74	43	39	7	.....
39	Land in subunits not included in multiple units.....acres..	44,753	18,357	8,437	8,400	6,974	2,585	.....

Item (For definitions and explanations, see text)		Area 6						
		Total	Number of subunits					
			2	3	4	5 to 9	10 to 19	20 and over
1	Multiple-unit operations.....number..	1,956	1,139	409	178	196	24	10
2	Subunits in multiple-unit operations.....total number..	5,993	2,278	1,227	712	1,211	323	242
3	Home farms.....number..	1,794	1,039	373	162	186	24	10
4	Cropper farms.....number..	4,199	1,239	854	550	1,025	299	232
5	Land in multiple-unit operations.....total acres..	1,040,904	338,555	210,616	135,722	230,183	67,655	58,173
6	Home farms.....acres..	814,522	271,896	161,227	105,466	177,251	50,622	48,060
7	Cropper farms.....acres..	226,382	66,659	49,389	30,256	52,932	17,033	10,113
8	Cropland harvested.....total acres..	393,659	132,481	73,707	53,407	86,951	27,141	19,972
9	Corn harvested for grain.....multiple units reporting..	1,892	1,093	397	176	192	24	10
10	subunits reporting..	4,987	1,836	1,001	607	1,027	288	228
11	acres..	147,532	51,441	27,620	19,564	31,578	9,386	7,943
12	bushels..	1,771,166	585,944	321,490	239,261	418,003	101,705	104,763
13	Cotton harvested.....multiple units reporting..	1,868	1,064	399	177	194	24	10
14	subunits reporting..	4,807	1,723	951	606	1,025	305	197
15	acres..	119,297	37,767	22,391	16,536	27,738	9,111	5,754
16	bales..	43,184	13,209	7,356	6,363	10,274	3,586	2,396
17	Tobacco harvested.....multiple units reporting..	276	166	59	21	28	1	1
18	subunits reporting..	392	199	84	38	64	6	1
19	acres..	1,014	471	261	111	160	9	2
20	pounds..	1,027,086	496,608	270,450	116,312	131,924	10,894	898
21	Rice harvested.....multiple units reporting..	(*)	(*)	(*)	(*)	(*)	(*)	(*)
22	subunits reporting..	(*)	(*)	(*)	(*)	(*)	(*)	(*)
23	acres..	(*)	(*)	(*)	(*)	(*)	(*)	(*)
24	bushels..	(*)	(*)	(*)	(*)	(*)	(*)	(*)
25	Peanuts harvested for picking or threshing.....multiple units reporting..	1,231	687	259	126	136	17	6
26	subunits reporting..	2,397	946	479	324	455	135	58
27	acres..	27,753	10,909	5,312	3,726	5,719	1,298	789
28	pounds..	16,643,727	6,631,193	3,015,510	2,288,282	3,579,954	657,297	471,491
29	Horses and mules.....multiple units reporting..	1,800	1,030	383	186	186	23	10
30	number..	8,980	3,090	1,639	1,200	1,952	618	481
Landlord-tenant operations containing multiple units:								
31	All subunits including home farm.....number..	7,321	2,724	1,454	890	1,513	393	347
32	Land in all subunits including home farm.....acres..	1,140,407	373,509	231,647	147,624	253,285	73,314	61,028
33	Owned by operator of multiple unit.....acres..	944,832	323,923	191,521	124,527	207,095	43,636	54,130
34	Rented by operator of multiple unit.....acres..	195,575	49,586	40,126	23,097	46,190	29,678	6,898
35	Subunits not included in multiple units.....operators reporting..	583	266	124	67	100	18	8
36	number..	1,328	446	227	188	302	60	105
37	Share tenants.....number..	525	172	90	61	110	44	48
38	Other tenants, not croppers nor share tenants.....number..	803	274	137	127	192	16	57
39	Land in subunits not included in multiple units.....acres..	99,503	34,954	21,031	11,902	23,102	5,659	2,855

\* Not available.

## MULTIPLE-UNIT OPERATIONS

Economic Area Table 5.—MULTIPLE-UNIT OPERATIONS, BY NUMBER OF SUBUNITS: CENSUS OF 1950—Continued

[Data for units, land in units, and number of horses and mules relate to April 1, 1950; those for cropland harvested and crops harvested relate to 1949]

Item (For definitions and explanations, see text)		Area 7a						
		Total	Number of subunits					
			2	3	4	5 to 9	10 to 19	20 and over
1	Multiple-unit operations.....number..	1,494	685	329	176	231	70	3
2	Subunits in multiple-unit operations.....total number..	5,386	1,370	987	704	1,420	837	68
3	Home farms.....number..	1,358	611	299	159	220	66	3
4	Cropper farms.....number..	4,028	759	688	545	1,200	771	65
5	Land in multiple-unit operations.....total acres..	862,585	218,514	161,095	115,189	234,499	121,192	12,096
6	Home farms.....acres..	648,583	173,456	124,975	86,559	173,569	82,622	7,402
7	Cropper farms.....acres..	214,002	45,058	36,120	28,630	60,930	38,570	4,694
8	Cropland harvested.....total acres..	321,019	84,395	59,369	44,808	84,069	44,827	3,551
9	Corn harvested for grain.....multiple units reporting..	1,464	664	321	176	231	69	3
10	subunits reporting..	4,644	1,139	822	608	1,245	765	65
11	acres..	107,494	29,158	18,053	14,938	28,241	15,389	1,715
12	bushels..	1,666,958	424,003	284,060	240,695	437,408	257,246	23,546
13	Cotton harvested.....multiple units reporting..	1,108	463	239	141	201	61	3
14	subunits reporting..	3,200	714	522	421	899	580	64
15	acres..	49,796	12,160	7,610	7,182	13,209	8,486	1,149
16	bales..	23,558	5,098	3,516	3,523	6,540	4,257	624
17	Tobacco harvested.....multiple units reporting..	1			1			
18	subunits reporting..	1			1			
19	acres..	5			5			
20	pounds..	3,000			3,000			
21	Rice harvested.....multiple units reporting..	(*)	(*)	(*)	(*)	(*)	(*)	(*)
22	subunits reporting..	(*)	(*)	(*)	(*)	(*)	(*)	(*)
23	acres..	(*)	(*)	(*)	(*)	(*)	(*)	(*)
24	bushels..	(*)	(*)	(*)	(*)	(*)	(*)	(*)
25	Peanuts harvested for picking or threshing.....multiple units reporting..	1,431	638	320	174	229	67	3
26	subunits reporting..	4,374	1,031	801	578	1,212	692	60
27	acres..	97,637	24,290	17,553	13,676	27,784	13,634	700
28	pounds..	78,527,111	18,030,982	13,920,488	10,085,549	23,835,663	12,076,158	578,271
29	Horses and mules.....multiple units reporting..	1,372	610	296	170	226	67	3
30	number..	7,539	1,843	1,236	1,043	2,093	1,215	109
Landlord-tenant operations containing multiple units:								
31	All subunits including home farm.....number..	6,132	1,614	1,148	816	1,601	882	71
32	Land in all subunits including home farm.....acres..	927,544	237,780	180,481	122,573	250,122	124,392	12,196
33	Owned by operator of multiple unit.....acres..	735,256	187,269	134,870	98,468	195,335	107,238	12,076
34	Rented by operator of multiple unit.....acres..	192,288	50,511	45,611	24,105	54,787	17,154	120
35	Subunits not included in multiple units.....operators reporting..	376	143	92	43	75	21	2
36	number..	746	244	161	112	181	45	3
37	Share tenants.....number..	225	57	45	37	60	24	2
38	Other tenants, not croppers nor share tenants.....number..	521	187	116	75	121	21	1
39	Land in subunits not included in multiple units.....acres..	64,959	19,266	19,386	7,384	15,623	3,200	100

Item (For definitions and explanations, see text)		Area 7b						
		Total	Number of subunits					
			2	3	4	5 to 9	10 to 19	20 and over
1	Multiple-unit operations.....number..	3,162	1,718	705	304	375	54	6
2	Subunits in multiple-unit operations.....total number..	9,878	3,436	2,115	1,216	2,292	646	173
3	Home farms.....number..	2,890	1,568	655	276	341	44	6
4	Cropper farms.....number..	6,988	1,868	1,460	940	1,951	602	167
5	Land in multiple-unit operations.....total acres..	1,542,328	471,482	277,263	201,751	399,403	150,938	41,491
6	Home farms.....acres..	1,114,888	359,567	194,394	142,636	271,669	113,702	32,920
7	Cropper farms.....acres..	427,440	111,915	82,869	59,115	127,734	37,236	8,571
8	Cropland harvested.....total acres..	560,889	181,009	111,859	73,639	145,767	39,341	9,274
9	Corn harvested for grain.....multiple units reporting..	3,043	1,622	689	301	372	53	6
10	subunits reporting..	7,901	2,668	1,676	1,022	1,885	544	106
11	acres..	193,169	62,239	37,635	26,532	48,858	14,444	3,461
12	bushels..	2,923,688	907,383	567,008	429,202	777,889	211,872	30,334
13	Cotton harvested.....multiple units reporting..	2,436	1,208	571	269	330	52	6
14	subunits reporting..	5,863	1,809	1,224	779	1,474	462	115
15	acres..	83,544	24,626	16,707	11,347	23,055	6,755	1,054
16	bales..	36,340	10,071	7,216	4,994	10,466	3,001	592
17	Tobacco harvested.....multiple units reporting..	1,060	562	243	105	134	16	
18	subunits reporting..	2,135	768	442	248	559	118	
19	acres..	5,430	2,098	1,145	684	1,136	367	
20	pounds..	6,238,386	2,404,143	1,343,278	737,523	1,326,238	427,204	
21	Rice harvested.....multiple units reporting..	(*)	(*)	(*)	(*)	(*)	(*)	(*)
22	subunits reporting..	(*)	(*)	(*)	(*)	(*)	(*)	(*)
23	acres..	(*)	(*)	(*)	(*)	(*)	(*)	(*)
24	bushels..	(*)	(*)	(*)	(*)	(*)	(*)	(*)
25	Peanuts harvested for picking or threshing.....multiple units reporting..	3,025	1,612	686	297	371	53	6
26	subunits reporting..	7,849	2,569	1,642	1,005	1,926	543	164
27	acres..	172,727	53,284	35,194	22,704	45,161	13,078	3,306
28	pounds..	139,921,633	42,595,914	28,585,017	19,861,667	36,388,714	9,473,404	3,016,917
29	Horses and mules.....multiple units reporting..	2,970	1,572	679	294	366	53	6
30	number..	15,834	4,967	3,272	1,974	3,998	1,311	312
Landlord-tenant operations containing multiple units:								
31	All subunits including home farm.....number..	11,765	4,166	2,423	1,418	2,710	806	242
32	Land in all subunits including home farm.....acres..	1,716,557	530,379	313,174	216,648	438,201	167,780	50,375
33	Owned by operator of multiple unit.....acres..	1,444,174	443,403	269,349	192,597	366,624	123,066	49,675
34	Rented by operator of multiple unit.....acres..	272,383	86,976	43,825	24,591	71,577	44,714	700
35	Subunits not included in multiple units.....operators reporting..	884	426	171	90	161	31	5
36	number..	1,887	730	308	202	418	160	69
37	Share tenants.....number..	946	330	161	88	260	86	21
38	Other tenants, not croppers nor share tenants.....number..	941	400	147	114	158	74	48
39	Land in subunits not included in multiple units.....acres..	174,229	58,897	35,911	14,897	38,798	16,842	8,884

\*Not available.

Economic Area Table 5.—MULTIPLE-UNIT OPERATIONS, BY NUMBER OF SUBUNITS: CENSUS OF 1950—Continued

[Data for units, land in units, and number of horses and mules relate to April 1, 1950; those for cropland harvested and crops harvested relate to 1949]

Item (For definitions and explanations, see text)		Area 8						
		Total	Number of subunits					
			2	3	4	5 to 9	10 to 19	20 and over
1	Multiple-unit operations.....number..	3,988	2,666	790	275	228	26	3
2	Subunits in multiple-unit operations.....total number..	10,536	5,332	2,370	1,100	1,340	324	70
3	Home farms.....number..	3,755	2,502	760	257	208	25	3
4	Cropper farms.....number..	6,781	2,830	1,610	843	1,132	299	67
5	Land in multiple-unit operations.....total acres..	1,600,174	720,718	340,806	175,792	269,513	84,620	8,725
6	Home farms.....acres..	1,261,089	583,241	265,495	136,710	207,396	64,327	3,920
7	Cropper farms.....acres..	339,085	137,477	75,311	39,082	62,117	20,293	4,805
8	Cropland harvested.....total acres..	442,224	206,007	98,563	50,569	62,755	22,569	1,761
9	Corn harvested for grain.....multiple units reporting..	3,788	2,509	761	265	226	24	3
10	Subunits reporting.....	7,855	3,932	1,766	822	1,051	252	32
11	acres..	182,935	86,610	39,643	20,016	28,528	7,421	717
12	bushels..	2,695,381	1,210,144	623,285	310,510	423,235	119,987	8,220
13	Cotton harvested.....multiple units reporting..	2,969	1,829	656	242	214	25	3
14	Subunits reporting.....	5,490	2,499	1,260	646	829	228	28
15	acres..	71,431	30,098	17,046	9,317	10,593	3,824	553
16	bales..	26,823	10,731	6,504	3,605	4,439	1,399	145
17	Tobacco harvested.....multiple units reporting..	3,506	2,304	706	254	217	22	3
18	Subunits reporting.....	6,303	3,184	1,361	671	895	188	4
19	acres..	19,457	9,730	4,200	2,070	2,768	673	16
20	pounds..	23,018,922	11,561,635	5,050,946	2,442,626	3,216,640	730,375	16,700
21	Rice harvested.....multiple units reporting..	(*)	(*)	(*)	(*)	(*)	(*)	(*)
22	Subunits reporting.....	(*)	(*)	(*)	(*)	(*)	(*)	(*)
23	acres..	(*)	(*)	(*)	(*)	(*)	(*)	(*)
24	bushels..	(*)	(*)	(*)	(*)	(*)	(*)	(*)
25	Peanuts harvested for picking or threshing.....multiple units reporting..	1,605	912	391	151	129	20	2
26	Subunits reporting.....	2,845	1,211	687	337	455	144	11
27	acres..	26,484	11,471	6,470	3,040	4,302	1,149	52
28	pounds..	18,423,284	8,022,436	4,249,662	2,144,537	3,085,245	837,904	83,500
29	Horses and mules.....multiple units reporting..	3,643	2,380	746	264	224	26	3
30	number..	11,149	5,345	2,354	1,223	1,626	545	56
Landlord-tenant operations containing multiple units:								
31	All subunits including home farm.....number..	12,558	6,381	2,786	1,270	1,639	379	103
32	Land in all subunits including home farm.....acres..	1,740,074	787,414	368,421	186,962	292,871	95,464	8,942
33	Owned by operator of multiple unit.....acres..	1,619,608	722,253	345,291	176,851	282,651	84,402	8,160
34	Rented by operator of multiple unit.....acres..	120,466	65,161	23,130	10,111	10,220	11,062	782
35	Subunits not included in multiple units.....operators reporting..	1,089	651	230	78	109	19	2
36	number..	2,022	1,049	416	170	299	55	33
37	Share tenants.....number..	1,273	633	249	107	238	43	3
38	Other tenants, not croppers nor share tenants.....number..	749	416	167	63	61	12	30
39	Land in subunits not included in multiple units.....acres..	139,900	66,696	27,615	11,170	23,358	10,844	217

Item (For definitions and explanations, see text)		Areas 9 and E						
		Total	Number of subunits					
			2	3	4	5 to 9	10 to 19	20 and over
1	Multiple-unit operations.....number..	352	275	52	19	6	.....	.....
2	Subunits in multiple-unit operations.....total number..	821	550	156	76	39	.....	.....
3	Home farms.....number..	336	261	50	19	6	.....	.....
4	Cropper farms.....number..	485	289	106	57	33	.....	.....
5	Land in multiple-unit operations.....total acres..	212,976	133,933	28,207	31,990	18,846	.....	.....
6	Home farms.....acres..	186,480	117,202	22,799	28,394	18,085	.....	.....
7	Cropper farms.....acres..	26,496	16,731	5,408	3,596	761	.....	.....
8	Cropland harvested.....total acres..	24,293	15,578	4,636	2,549	1,530	.....	.....
9	Corn harvested for grain.....multiple units reporting..	310	238	48	18	6	.....	.....
10	Subunits reporting.....	521	340	104	46	31	.....	.....
11	acres..	10,209	6,222	2,022	1,098	867	.....	.....
12	bushels..	150,111	92,153	25,635	14,295	18,028	.....	.....
13	Cotton harvested.....multiple units reporting..	159	120	23	11	5	.....	.....
14	Subunits reporting.....	229	154	40	20	15	.....	.....
15	acres..	2,775	1,745	395	382	253	.....	.....
16	bales..	748	464	121	74	89	.....	.....
17	Tobacco harvested.....multiple units reporting..	309	240	48	16	5	.....	.....
18	Subunits reporting.....	461	303	90	46	22	.....	.....
19	acres..	1,559	1,033	286	154	86	.....	.....
20	pounds..	1,885,707	1,247,781	330,876	195,438	111,612	.....	.....
21	Rice harvested.....multiple units reporting..	(*)	(*)	(*)	(*)	(*)	(*)	(*)
22	Subunits reporting.....	(*)	(*)	(*)	(*)	(*)	(*)	(*)
23	acres..	(*)	(*)	(*)	(*)	(*)	(*)	(*)
24	bushels..	(*)	(*)	(*)	(*)	(*)	(*)	(*)
25	Peanuts harvested for picking or threshing.....multiple units reporting..	17	11	5	.....	1	.....	.....
26	Subunits reporting.....	22	14	5	.....	3	.....	.....
27	acres..	240	162	28	.....	50	.....	.....
28	pounds..	110,424	82,524	21,400	.....	6,500	.....	.....
29	Horses and mules.....multiple units reporting..	303	230	49	18	6	.....	.....
30	number..	753	495	130	87	41	.....	.....
Landlord-tenant operations containing multiple units:								
31	All subunits including home farm.....number..	1,053	704	204	99	46	.....	.....
32	Land in all subunits including home farm.....acres..	235,047	151,023	31,691	33,319	19,014	.....	.....
33	Owned by operator of multiple unit.....acres..	205,687	131,627	25,862	31,574	16,624	.....	.....
34	Rented by operator of multiple unit.....acres..	29,360	19,396	5,829	1,745	2,390	.....	.....
35	Subunits not included in multiple units.....operators reporting..	117	88	16	10	3	.....	.....
36	number..	232	154	48	23	7	.....	.....
37	Share tenants.....number..	130	83	29	13	5	.....	.....
38	Other tenants, not croppers nor share tenants.....number..	102	71	19	10	2	.....	.....
39	Land in subunits not included in multiple units.....acres..	22,071	17,090	3,484	1,329	168	.....	.....

\* Not available.

MULTIPLE-UNIT OPERATIONS

Economic Area Table 6.—MULTIPLE-UNIT OPERATIONS, BY KIND OF TENANTS IN LANDLORD-TENANT OPERATION: CENSUS OF 1950

[Data for units, land in units, and number of horses and mules relate to April 1, 1950; those for cropland harvested and crops harvested relate to 1949]

Item (For definitions and explanations, see text)	The State				Areas 1 and A			
	Total	Kind of tenant in landlord-tenant operation			Total	Kind of tenant in landlord-tenant operation		
		Croppers only	Croppers, share and/or other tenants only	Croppers and tenants other than share tenants only		Croppers only	Croppers, share and/or other tenants only	Croppers and tenants other than share tenants only
1 Multiple-unit operations.....number..	19,227	14,015	2,913	2,299	1,159	873	192	94
2 Subunits in multiple-unit operations.....total number..	55,261	37,973	10,203	7,085	3,002	2,181	588	233
3 Home farms.....number..	17,877	13,096	2,697	2,124	1,095	836	177	82
4 Cropper farms.....number..	37,384	24,877	7,546	4,961	1,907	1,345	411	151
5 Land in multiple-unit operations.....total acres..	8,146,765	4,532,537	2,285,078	1,329,150	357,994	233,777	95,488	28,729
6 Home farms.....acres..	6,253,902	3,343,032	1,847,066	1,063,804	283,751	183,662	78,712	21,377
7 Cropper farms.....acres..	1,892,863	1,189,505	438,012	265,346	74,243	50,115	16,776	7,352
8 Cropland harvested.....total acres..	2,560,483	1,668,557	547,035	344,891	100,781	72,654	20,700	7,427
9 Corn harvested for grain.....multiple units reporting..	18,291	13,421	2,742	2,128	1,072	811	175	86
10 subunits reporting..	43,204	30,262	7,639	5,303	2,196	1,644	386	166
11 acres..	886,963	586,813	182,066	118,084	28,105	20,481	5,572	2,052
12 bushels..	12,800,533	8,518,900	2,635,291	1,646,342	540,691	394,428	108,756	37,507
13 Cotton harvested.....multiple units reporting..	15,932	11,614	2,460	1,858	1,077	816	173	88
14 subunits reporting..	36,310	25,039	6,790	4,481	2,297	1,709	422	166
15 acres..	605,126	397,144	127,464	80,518	42,289	31,151	8,136	3,002
16 bales..	254,788	167,971	54,271	32,546	18,587	13,555	3,764	1,268
17 Tobacco harvested.....multiple units reporting..	5,156	3,842	876	438	2	2	.....	.....
18 subunits reporting..	9,298	6,653	1,884	761	3	3	.....	.....
19 acres..	27,470	19,297	5,923	2,250	3	3	.....	.....
20 pounds..	32,178,082	22,661,388	7,035,773	2,480,921	2,881	2,881	.....	.....
21 Rice harvested.....multiple units reporting..	(*)	(*)	(*)	(*)	(*)	(*)	(*)	(*)
22 subunits reporting..	(*)	(*)	(*)	(*)	(*)	(*)	(*)	(*)
23 acres..	(*)	(*)	(*)	(*)	(*)	(*)	(*)	(*)
24 bushels..	(*)	(*)	(*)	(*)	(*)	(*)	(*)	(*)
25 Peanuts harvested for picking or threshing.....multiple units reporting..	7,841	5,706	1,174	961	7	5	.....	2
26 subunits reporting..	18,436	12,729	3,308	2,399	7	5	.....	2
27 acres..	333,289	222,513	64,804	45,972	17	15	.....	2
28 pounds..	258,168,643	175,181,616	49,697,021	33,330,006	8,680	6,660	.....	2,020
29 Horses and mules.....multiple units reporting..	17,613	12,918	2,643	2,052	979	752	159	68
30 number..	72,121	47,059	15,312	9,750	3,395	2,447	700	248
Landlord-tenant operations containing multiple units:								
31 All subunits including home farm.....number..	65,646	37,973	17,032	10,641	3,488	2,181	955	352
32 Land in all subunits including home farm.....acres..	8,945,789	4,532,537	2,823,245	1,590,007	495,269	233,777	128,294	33,198
33 Owned by operator of multiple unit.....acres..	7,664,091	3,798,142	2,497,297	1,368,652	334,634	190,307	116,291	28,036
34 Rented by operator of multiple unit.....acres..	1,281,698	734,395	325,948	221,355	60,635	43,470	12,003	5,162
35 Subunits not included in multiple units.....operators reporting..	5,212	.....	2,913	2,299	286	.....	192	94
36 number..	10,385	.....	6,829	3,556	486	.....	367	119
37 Share tenants.....number..	5,012	.....	5,012	.....	321	.....	321	.....
38 Other tenants, not croppers nor share tenants.....number..	5,373	.....	1,817	3,556	165	.....	46	119
39 Land in subunits not included in multiple units.....acres..	799,024	.....	538,167	260,857	37,275	.....	32,806	4,469

Item (For definitions and explanations, see text)	Area 2				Areas 3 and B			
	Total	Kind of tenant in landlord-tenant operation			Total	Kind of tenant in landlord-tenant operation		
		Croppers only	Croppers, share and/or other tenants only	Croppers and tenants other than share tenants only		Croppers only	Croppers, share and/or other tenants only	Croppers and tenants other than share tenants only
1 Multiple-unit operations.....number..	324	232	44	48	2,300	1,763	346	191
2 Subunits in multiple-unit operations.....total number..	716	503	102	111	5,685	4,204	1,004	477
3 Home farms.....number..	321	231	42	48	2,161	1,666	317	178
4 Cropper farms.....number..	395	272	60	63	3,524	2,538	687	299
5 Land in multiple-unit operations.....total acres..	73,598	43,121	19,996	10,481	493,681	315,603	135,423	42,655
6 Home farms.....acres..	63,113	35,939	18,350	8,824	351,002	221,565	99,566	29,871
7 Cropper farms.....acres..	10,485	7,182	1,646	1,657	142,679	94,038	35,857	12,784
8 Cropland harvested.....total acres..	9,162	6,172	1,569	1,421	151,845	110,413	28,801	12,631
9 Corn harvested for grain.....multiple units reporting..	304	218	41	45	2,196	1,690	328	178
10 subunits reporting..	537	389	72	76	4,443	3,348	748	347
11 acres..	4,617	3,112	798	707	52,203	38,866	9,030	4,307
12 bushels..	110,088	75,097	19,497	15,494	833,081	617,126	147,075	68,880
13 Cotton harvested.....multiple units reporting..	83	57	13	13	2,046	1,564	318	164
14 subunits reporting..	120	78	19	23	4,022	2,990	716	316
15 acres..	861	520	138	203	51,082	37,058	10,126	3,898
16 bales..	237	152	29	56	20,383	14,571	4,180	1,632
17 Tobacco harvested.....multiple units reporting..	2	2	.....	.....	.....	.....	.....	.....
18 subunits reporting..	3	3	.....	.....	.....	.....	.....	.....
19 acres..	2	2	.....	.....	.....	.....	.....	.....
20 pounds..	2,100	2,100	.....	.....	.....	.....	.....	.....
21 Rice harvested.....multiple units reporting..	(*)	(*)	(*)	(*)	(*)	(*)	(*)	(*)
22 subunits reporting..	(*)	(*)	(*)	(*)	(*)	(*)	(*)	(*)
23 acres..	(*)	(*)	(*)	(*)	(*)	(*)	(*)	(*)
24 bushels..	(*)	(*)	(*)	(*)	(*)	(*)	(*)	(*)
25 Peanuts harvested for picking or threshing.....multiple units reporting..	1	.....	1	.....	18	14	4	.....
26 subunits reporting..	2	.....	2	.....	21	16	5	.....
27 acres..	1	.....	1	.....	20	15	5	.....
28 pounds..	150	.....	150	.....	6,648	5,148	1,500	.....
29 Horses and mules.....multiple units reporting..	290	210	38	42	2,145	1,668	309	168
30 number..	581	406	77	98	6,974	5,086	1,320	568
Landlord-tenant operations containing multiple units:								
31 All subunits including home farm.....number..	864	503	191	170	6,609	4,204	1,686	719
32 Land in all subunits including home farm.....acres..	78,023	43,121	23,005	11,897	552,937	315,603	182,484	54,890
33 Owned by operator of multiple unit.....acres..	72,727	40,660	20,206	11,861	497,395	277,823	170,895	48,677
34 Rented by operator of multiple unit.....acres..	5,296	2,461	2,799	36	55,542	37,780	11,589	6,173
35 Subunits not included in multiple units.....operators reporting..	92	.....	44	48	537	.....	346	191
36 number..	148	.....	89	59	924	.....	682	242
37 Share tenants.....number..	62	.....	62	.....	541	.....	541	.....
38 Other tenants, not croppers nor share tenants.....number..	86	.....	27	59	383	.....	141	242
39 Land in subunits not included in multiple units.....acres..	4,425	.....	3,009	1,416	59,256	.....	47,061	12,195

\*Not available.

Economic Area Table 6.—MULTIPLE-UNIT OPERATIONS, BY KIND OF TENANTS IN LANDLORD-TENANT OPERATION:  
CENSUS OF 1950—Continued

[Data for units, land in units, and number of horses and mules relate to April 1, 1950; those for cropland harvested and crops harvested relate to 1949]

Item (For definitions and explanations, see text)	Area 4a				Area 4b			
	Total	Kind of tenant in landlord-tenant operation			Total	Kind of tenant in landlord-tenant operation		
		Croppers only	Croppers, share, and/or other tenants only	Croppers and tenants other than share tenants only		Croppers only	Croppers, share, and/or other tenants only	Croppers and tenants other than share tenants only
1 Multiple-unit operations.....number..	2,723	2,017	368	338	933	619	145	169
2 Subunits in multiple-unit operations.....total number..	8,101	5,634	1,402	1,065	2,774	1,682	542	550
3 Home farms.....number..	2,516	1,886	330	300	868	576	136	156
4 Cropper farms.....number..	5,585	3,748	1,072	765	1,906	1,106	406	394
5 Land in multiple-unit operations.....total acres..	938,242	551,311	221,602	165,329	590,160	261,944	186,964	141,252
6 Home farms.....acres..	705,699	409,177	165,495	131,027	489,444	215,302	156,655	117,487
7 Cropper farms.....acres..	232,543	142,134	56,107	34,302	100,716	46,642	30,309	23,765
8 Cropland harvested.....total acres..	308,106	203,255	59,805	45,046	123,594	72,303	27,694	23,597
9 Corn harvested for grain.....multiple units reporting..	2,574	1,929	341	304	844	563	138	143
10 subunits reporting..	6,166	4,365	1,048	753	2,038	1,257	388	393
11 acres..	78,470	51,933	14,861	11,676	34,671	20,744	7,619	6,308
12 bushels..	1,171,651	782,624	217,884	171,143	402,325	246,720	88,786	66,819
13 Cotton harvested.....multiple units reporting..	2,590	1,923	353	314	825	560	138	157
14 subunits reporting..	6,481	4,522	1,156	803	2,065	1,228	421	416
15 acres..	113,035	76,226	22,482	14,327	38,362	22,275	7,973	8,114
16 bales..	53,622	36,113	10,523	6,986	17,291	10,197	3,521	3,973
17 Tobacco harvested.....multiple units reporting..								
18 subunits reporting..								
19 acres..								
20 pounds..								
21 Rice harvested.....multiple units reporting..	(*)	(*)	(*)	(*)	(*)	(*)	(*)	(*)
22 subunits reporting..								
23 acres..								
24 bushels..								
25 Peanuts harvested for picking or threshing...multiple units reporting..	27	18	3	6	23	14	2	7
26 subunits reporting..	37	26	3	8	34	15	3	16
27 acres..	65	36	9	20	139	52	3	84
28 pounds..	33,968	19,448	570	13,950	59,708	30,329	554	28,825
29 Horses and mules.....multiple units reporting..	2,483	1,841	335	307	871	584	138	149
30 number..	10,110	6,689	1,962	1,459	3,950	2,287	985	678
Landlord-tenant operations containing multiple units:								
31 All subunits including home farm.....number..	9,459	5,634	2,260	1,565	3,601	1,682	1,044	875
32 Land in all subunits including home farm.....acres..	1,023,994	551,311	278,424	194,259	657,061	261,944	231,844	163,273
33 Owned by operator of multiple unit.....acres..	847,307	443,609	243,316	160,382	573,511	216,519	220,641	136,351
34 Rented by operator of multiple unit.....acres..	176,687	107,702	35,108	33,877	83,550	45,425	11,203	26,922
35 Subunits not included in multiple units.....operators reporting..	706		368	338	314		145	169
36 number..	1,358		858	500	827		502	325
37 Share tenants.....number..	584		584	301	301		301	
38 Other tenants, not croppers nor share tenants.....number..	774		274	500	526		201	325
39 Land in subunits not included in multiple units.....acres..	85,752		56,872	28,930	66,901		44,880	22,021

Item (For definitions and explanations, see text)	Areas 5, C, and D				Area 6			
	Total	Kind of tenant in landlord-tenant operation			Total	Kind of tenant in landlord-tenant operation		
		Croppers only	Croppers, share, and/or other tenants only	Croppers and tenants other than share tenants only		Croppers only	Croppers, share, and/or other tenants only	Croppers and tenants other than share tenants only
1 Multiple-unit operations.....number..	836	608	77	151	1,956	1,373	287	296
2 Subunits in multiple-unit operations.....total number..	2,369	1,657	255	457	5,993	3,759	1,228	1,006
3 Home farms.....number..	783	577	66	140	1,794	1,255	264	275
4 Cropper farms.....number..	1,586	1,080	189	317	4,199	2,504	964	731
5 Land in multiple-unit operations.....total acres..	434,123	254,373	62,650	117,100	1,040,904	501,324	332,679	206,901
6 Home farms.....acres..	335,331	185,127	51,394	98,810	814,522	372,326	279,002	163,194
7 Cropper farms.....acres..	98,792	69,246	11,256	18,290	226,382	128,998	53,677	43,707
8 Cropland harvested.....total acres..	124,911	86,434	14,179	24,298	393,659	218,117	108,735	66,807
9 Corn harvested for grain.....multiple units reporting..	804	585	76	143	1,892	1,329	278	285
10 subunits reporting..	1,916	1,344	206	366	4,987	3,182	1,015	790
11 acres..	47,558	33,209	5,278	9,071	147,532	85,871	37,925	23,736
12 bushels..	535,393	366,115	63,822	105,456	1,771,166	1,028,059	467,950	275,157
13 Cotton harvested.....multiple units reporting..	741	545	71	125	1,868	1,311	279	278
14 subunits reporting..	1,736	1,226	191	319	4,807	3,052	981	774
15 acres..	32,654	23,314	3,921	5,419	119,297	66,543	30,864	21,890
16 bales..	14,015	10,016	1,893	2,106	43,184	24,363	11,426	7,395
17 Tobacco harvested.....multiple units reporting..					276	205	44	27
18 subunits reporting..					392	287	71	34
19 acres..					1,014	679	249	86
20 pounds..					1,027,086	697,623	244,963	84,500
21 Rice harvested.....multiple units reporting..	(*)	(*)	(*)	(*)	(*)	(*)	(*)	(*)
22 subunits reporting..								
23 acres..								
24 bushels..								
25 Peanuts harvested for picking or threshing...multiple units reporting..	456	338	44	74	1,231	866	189	176
26 subunits reporting..	848	625	79	144	2,397	1,566	456	375
27 acres..	8,206	6,243	619	1,344	27,753	16,921	5,736	5,096
28 pounds..	4,433,310	3,409,019	337,727	686,564	16,643,727	10,578,041	3,451,980	2,613,706
29 Horses and mules.....multiple units reporting..	757	548	72	137	1,800	1,266	271	263
30 number..	2,856	1,881	397	578	8,980	5,271	2,164	1,545
Landlord-tenant operations containing multiple units:								
31 All subunits including home farm.....number..	2,796	1,657	422	717	7,321	3,759	2,066	1,496
32 Land in all subunits including home farm.....acres..	478,876	254,373	79,427	145,076	1,140,407	501,324	388,052	251,031
33 Owned by operator of multiple unit.....acres..	388,960	197,665	65,593	125,702	944,832	404,802	324,982	215,048
34 Rented by operator of multiple unit.....acres..	89,116	56,708	13,834	19,374	195,575	96,522	63,070	35,983
35 Subunits not included in multiple units.....operators reporting..	228		77	151	583		287	296
36 number..	427		167	260	1,328		838	490
37 Share tenants.....number..	104		104	525	525		525	
38 Other tenants, not croppers nor share tenants.....number..	323		63	260	803		313	490
39 Land in subunits not included in multiple units.....acres..	44,753		16,777	27,976	99,503		55,373	44,130

\*Not available.

MULTIPLE-UNIT OPERATIONS

Economic Area Table 6.—MULTIPLE-UNIT OPERATIONS, BY KIND OF TENANTS IN LANDLORD-TENANT OPERATION: CENSUS OF 1950—Continued

[Data for units, land in units, and number of horses and mules relate to April 1, 1950; those for cropland harvested and crops harvested relate to 1949]

Item (For definitions and explanations, see text)	Area 7a				Area 7b			
	Total	Kind of tenant in landlord-tenant operation			Total	Kind of tenant in landlord-tenant operation		
		Croppers only	Croppers, share, and/or other tenants only	Croppers and tenants other than share tenants only		Croppers only	Croppers, share, and/or other tenants only	Croppers and tenants other than share tenants only
1 Multiple-unit operations.....number..	1,494	1,118	132	244	3,162	2,278	522	362
2 Subunits in multiple-unit operations.....total number..	5,386	3,891	619	876	9,878	6,621	2,048	1,209
3 Home farms.....number..	1,358	1,009	118	231	2,890	2,100	464	326
4 Cropper farms.....number..	4,028	2,882	501	645	6,988	4,521	1,584	883
5 Land in multiple-unit operations.....total acres..	862,585	571,088	123,704	167,793	1,542,328	821,385	481,800	239,143
6 Home farms.....acres..	648,583	421,057	96,504	131,022	1,114,888	556,937	372,764	185,187
7 Cropper farms.....acres..	214,002	150,031	27,200	36,771	427,440	264,448	109,036	53,956
8 Cropland harvested.....total acres..	321,019	225,721	43,294	52,004	560,889	362,014	129,328	69,547
9 Corn harvested for grain.....multiple units reporting..	1,464	1,100	128	236	3,043	2,218	491	334
10 subunits reporting..	4,644	3,398	525	721	7,901	5,412	1,548	941
11 acres..	107,494	76,896	12,725	17,873	193,169	126,473	42,718	23,978
12 bushels..	1,666,958	1,195,500	205,410	266,048	2,923,688	1,906,809	638,354	378,525
13 Cotton harvested.....multiple units reporting..	1,108	832	103	173	2,436	1,751	425	260
14 subunits reporting..	3,200	2,312	401	487	5,863	3,962	1,251	650
15 acres..	49,796	36,307	6,471	7,018	83,544	53,885	19,964	9,695
16 bales..	23,558	17,128	3,251	3,179	36,340	23,310	9,084	3,946
17 Tobacco harvested.....multiple units reporting..	1	1	.....	.....	1,060	810	161	89
18 subunits reporting..	1	1	.....	.....	2,135	1,510	458	167
19 acres..	5	5	.....	.....	5,430	3,928	1,085	417
20 pounds..	3,000	3,000	.....	.....	6,238,386	4,470,556	1,301,999	465,831
21 Rice harvested.....multiple units reporting..	(*)	(*)	(*)	(*)	(*)	(*)	(*)	(*)
22 subunits reporting..	(*)	(*)	(*)	(*)	(*)	(*)	(*)	(*)
23 acres..	(*)	(*)	(*)	(*)	(*)	(*)	(*)	(*)
24 bushels..	(*)	(*)	(*)	(*)	(*)	(*)	(*)	(*)
25 Peanuts harvested for picking or threshing...multiple units reporting..	1,431	1,073	129	229	3,025	2,187	502	336
26 subunits reporting..	4,374	3,188	502	684	7,849	5,281	1,641	927
27 acres..	97,637	70,092	11,514	16,031	172,727	111,185	40,471	21,071
28 pounds..	78,527,111	57,544,388	8,894,370	12,078,353	139,921,633	91,087,872	32,632,618	16,201,143
29 Horses and mules.....multiple units reporting..	1,372	1,031	116	225	2,970	2,141	495	334
30 number..	7,539	5,322	963	1,254	15,834	9,899	3,832	2,103
Landlord-tenant operations containing multiple units:								
31 All subunits including home farm.....number..	6,132	3,891	955	1,286	11,765	6,621	3,362	1,782
32 Land in all subunits including home farm.....acres..	927,544	571,088	147,973	208,483	1,716,557	821,385	611,581	283,591
33 Owned by operator of multiple unit.....acres..	735,256	435,706	124,853	174,697	1,444,174	682,785	511,882	249,507
34 Rented by operator of multiple unit.....acres..	192,288	135,382	23,120	33,786	272,383	138,600	99,699	34,084
35 Subunits not included in multiple units.....operators reporting..	376	.....	132	244	884	.....	522	362
36 number..	746	.....	336	410	1,887	.....	1,314	573
37 Share tenants.....number..	225	.....	225	.....	946	.....	946	.....
38 Other tenants, not croppers nor share tenants.....number..	521	.....	111	410	941	.....	368	573
39 Land in subunits not included in multiple units.....acres..	64,959	.....	24,269	40,690	174,229	.....	129,781	44,448

Item (For definitions and explanations, see text)	Area 8				Areas 9 and E			
	Total	Kind of tenant in landlord-tenant operation			Total	Kind of tenant in landlord-tenant operation		
		Croppers only	Croppers, share, and/or other tenants only	Croppers and tenants other than share tenants only		Croppers only	Croppers, share, and/or other tenants only	Croppers and tenants other than share tenants only
1 Multiple-unit operations.....number..	3,988	2,899	728	361	352	235	72	45
2 Subunits in multiple-unit operations.....total number..	10,536	7,304	2,232	1,000	821	537	183	101
3 Home farms.....number..	3,755	2,737	674	344	336	223	69	44
4 Cropper farms.....number..	6,781	4,567	1,558	656	485	314	114	57
5 Land in multiple-unit operations.....total acres..	1,600,174	887,275	556,438	156,461	212,976	91,336	68,334	53,306
6 Home farms.....acres..	1,261,089	667,067	467,332	126,690	186,480	74,873	61,292	50,315
7 Cropper farms.....acres..	339,085	220,208	89,106	29,771	26,496	16,463	7,042	2,991
8 Cropland harvested.....total acres..	442,224	296,550	106,337	39,337	24,293	14,924	6,593	2,776
9 Corn harvested for grain.....multiple units reporting..	3,788	2,765	684	339	310	213	62	35
10 subunits reporting..	7,855	5,580	1,585	690	521	343	118	60
11 acres..	182,935	123,077	42,689	17,169	10,209	6,151	2,851	1,207
12 bushels..	2,695,381	1,813,884	637,855	243,642	150,111	92,538	39,902	17,671
13 Cotton harvested.....multiple units reporting..	2,969	2,146	554	269	159	109	33	17
14 subunits reporting..	5,490	3,808	1,179	503	229	152	53	24
15 acres..	71,431	48,136	16,721	6,574	2,775	1,729	668	378
16 bales..	26,823	18,097	6,419	2,307	748	469	181	98
17 Tobacco harvested.....multiple units reporting..	3,506	2,610	612	284	309	212	59	38
18 subunits reporting..	6,303	4,544	1,258	501	461	305	97	59
19 acres..	19,457	13,693	4,219	1,545	1,559	987	370	202
20 pounds..	23,018,922	16,328,440	4,998,829	1,691,653	1,885,707	1,156,788	489,982	238,937
21 Rice harvested.....multiple units reporting..	(*)	(*)	(*)	(*)	(*)	(*)	(*)	(*)
22 subunits reporting..	(*)	(*)	(*)	(*)	(*)	(*)	(*)	(*)
23 acres..	(*)	(*)	(*)	(*)	(*)	(*)	(*)	(*)
24 bushels..	(*)	(*)	(*)	(*)	(*)	(*)	(*)	(*)
25 Peanuts harvested for picking or threshing...multiple units reporting..	1,605	1,177	298	130	17	14	2	1
26 subunits reporting..	2,845	1,989	614	242	22	18	3	1
27 acres..	26,484	17,765	6,409	2,310	240	189	37	14
28 pounds..	18,423,052	12,405,787	4,320,522	1,697,445	110,424	84,924	17,500	8,000
29 Horses and mules.....multiple units reporting..	3,643	2,674	646	323	303	203	64	36
30 number..	11,149	7,328	2,712	1,109	753	443	200	110
Landlord-tenant operations containing multiple units:								
31 All subunits including home farm.....number..	12,558	7,304	3,736	1,518	1,053	537	355	161
32 Land in all subunits including home farm.....acres..	1,740,074	887,275	666,512	186,287	235,047	91,336	85,649	58,062
33 Owned by operator of multiple unit.....acres..	1,619,608	820,842	623,551	175,215	205,687	87,424	75,087	43,176
34 Rented by operator of multiple unit.....acres..	120,466	66,433	42,961	11,072	29,360	3,912	10,562	14,886
35 Subunits not included in multiple units.....operators reporting..	1,089	.....	728	361	117	.....	72	45
36 number..	2,022	.....	1,504	518	232	.....	170	60
37 Share tenants.....number..	1,273	.....	1,273	.....	130	.....	130	.....
38 Other tenants, not croppers nor share tenants.....number..	749	.....	231	518	102	.....	42	60
39 Land in subunits not included in multiple units.....acres..	139,900	.....	110,074	29,826	22,071	.....	17,315	4,756

\*Not available.