

Table 1.—CHARACTERISTICS OF HOUSING FOR THE CITY: 1950

Subject	Number	Percent	Subject	Number	Percent
OCCUPANCY AND TENURE			PERSONS PER ROOM		
All dwelling units.....	82,863	100.0	Occupied dwelling units.....	81,098	...
Owner occupied.....	51,921	62.7	Number reporting.....	80,200	100.0
Renter occupied.....	29,177	35.2	1.50 or less.....	78,551	97.9
Vacant nonseasonal not dilapidated, for rent or sale.....	935	1.1	1.51 or more.....	1,649	2.1
Other vacant and nonresident.....	830	1.0	Not reported.....	898	...
CONDITION AND PLUMBING FACILITIES			CONTRACT MONTHLY RENT		
All dwelling units.....	82,863	...	Renter-occupied, and vacant nonseasonal not dilapidated units, for rent—Number reporting.....	27,844	...
Number reporting.....	81,319	100.0	Total contract monthly rent..... dollars..	1,113,992	...
With private bath, not dilapidated.....	68,325	84.0	Average monthly rent..... dollars..	40.01	...
No private bath, with running water, not dilapidated.....	10,564	13.0	VALUE OF ONE-DWELLING-UNIT STRUCTURES		
No running water or dilapidated.....	2,430	3.0	Owner-occupied ¹ and vacant nonseasonal not dilapidated units, for sale only—Number reporting.....	42,790	...
Condition or plumbing facilities not reported.....	1,544	...	Total value or sale price..... dollars..	394,656,800	...
No private bath or dilapidated.....	12,994	16.0	Average value..... dollars..	9,223	...
COLOR OF OCCUPANTS					
Occupied dwelling units.....	81,098	100.0			
White.....	75,783	93.4			
Nonwhite.....	5,315	6.6			

¹ Restricted to 1-dwelling-unit properties.

Table 2.—CHARACTERISTICS OF HOUSING BY CENSUS TRACTS: 1950

Census tract	All dwelling units by occupancy and tenure					All dwelling units by condition and plumbing facilities			Occupied dwelling units			Contract monthly rent ¹		Value ² of one-dwelling-unit structures		
	Total	Owner occupied	Renter occupied	Vacant nonseasonal not dilap., for rent or sale	Other vacant and nonresident	Number reporting	No private bath or dilap.	No running water or dilap.	Total	Persons per room		Number reporting	Average monthly rent (dollars)	Number reporting	Average value (dollars)	
										Number reporting	1.51 or more					
TOTAL	82863	51921	29177	935	830	81319	12994	2430	81098	80200	16495	5315	27844	40.01	42790	9223
A-1	1315	379	900	26	10	1274	395	194	1279	1265	96	936	886	28.52	275	4.838
A-2	1399	459	867	44	29	1375	511	37	1326	1318	37	2	872	39.44	228	7.101
A-3	981	280	680	14	7	961	333	46	960	943	33	125	644	37.07	149	6.759
A-4	1677	671	971	15	20	1642	518	27	1642	1626	27	5	938	41.94	371	8.353
A-5	1267	547	687	17	16	1200	312	95	1234	1224	45	279	666	33.18	369	5.870
A-6	1273	467	758	25	23	1248	577	319	1225	1217	85	397	746	29.40	315	4.711
A-7	1248	581	627	20	20	1242	304	40	1208	1199	25	30	608	36.96	385	6.828
A-8	1805	958	805	26	16	1759	353	87	1763	1728	82	483	779	33.78	730	6.021
A-9	1895	818	1009	48	20	1872	589	92	1827	1821	41	19	988	35.98	507	6.991
B-1	1567	1066	476	11	14	1547	250	43	1542	1518	20	3	449	42.70	801	7.611
B-2	2220	1629	572	12	7	2184	175	51	2201	2193	24	7	538	40.90	1410	7.761
B-3	1729	1414	286	17	12	1690	135	42	1700	1688	38	264	265	36.09	1308	7.819
B-4	1228	619	572	17	20	1216	234	21	1191	1185	24	26	539	40.44	449	6.898
B-5	1503	565	884	36	18	1485	516	39	1449	1438	51	23	877	37.53	345	6.748
B-6	1562	1121	421	7	13	1529	181	4	1542	1517	10	1	401	41.53	886	8.834
B-7	1346	1208	112	12	14	1313	127	30	1320	1297	22	1	91	47.70	1140	8.546
B-8	1032	913	110	5	4	997	57	12	1023	985	12		86	41.82	834	7.944
C-1	1391	778	578	23	12	1378	379	16	1356	1351	24	8	561	39.60	575	7.163
C-2	1371	892	466	10	3	1349	287	5	1358	1347	30	21	432	38.31	695	7.480
C-3	1819	1139	637	14	29	1797	130	27	1776	1770	32	1	622	36.09	1031	8.352
C-4	1660	892	746	10	12	1644	404	33	1638	1630	85	337	716	32.60	694	5.677
C-5	1752	996	728	15	13	1710	178	31	1724	1709	91	381	708	33.72	861	6.521
C-6	1223	738	454	14	17	1199	247	41	1192	1176	24	1	410	38.44	605	7.502
C-7	2201	1863	290	13	35	2154	248	52	2153	2116	43	1	253	41.45	1719	9.238
C-8	1025	321	690	20	4	1015	107	47	1011	1000	28		685	36.40	284	7.481
D-1	1240	713	493	22	12	1218	254	33	1206	1194	25	55	473	37.86	536	6.971
D-2	1312	854	445	9	6	1293	241	17	1299	1284	18	3	412	37.62	653	6.478
D-3	1050	485	548	7	8	1033	434	137	1033	1019	85	473	518	31.64	343	4.857
D-4	1114	621	470	14	9	1104	326	25	1091	1083	26	38	459	37.95	431	7.170
D-5	979	735	231	1	12	958	151	2	966	953	12		214	38.58	604	7.647
D-6	1847	1276	555	5	11	1821	147	29	1831	1811	36	159	542	32.98	1166	7.585
D-7	1898	1588	293	8	4	1867	165	4	1881	1865	11		275	43.46	1401	10.509
D-8	1404	1283	98	8	19	1383	227	12	1381	1373	11		89	51.71	1239	10.826
E-1	951	757	172	5	17	936	173	76	929	924	20		142	41.84	674	7.266
E-2	1313	886	410	13	4	1297	158	16	1296	1293	9	8	408	38.85	744	8.276
E-3	1217	643	547	16	11	1204	299	24	1190	1181	23	6	526	37.66	438	7.943
E-4	1613	1263	320	19	11	1574	172	14	1583	1563	22		289	39.03	1104	7.848
E-5	954	742	185	12	15	937	105	4	927	912	6		170	37.66	644	8.675
E-6	1304	643	633	22	6	1279	411	73	1276	1274	38	65	614	33.57	451	6.084
E-7	1663	1081	552	18	12	1644	274	2	1633	1621	14	1	514	37.78	814	7.085
F-1	939	764	152	14	9	910	96	28	916	899	21		130	34.54	685	6.652
F-2	858	671	156	5	26	847	81	13	827	823	15		139	35.24	584	8.366
F-3	1368	829	510	26	3	1341	19	3	1339	1320	5	2	492	83.14	799	20.952
F-4	1330	1194	103	15	18	1315	16	3	1297	1289	2		84	75.95	1161	15.604
F-5	1406	2571	407	50	40	3013	118	33	2978	2929	28	69	354	51.71	2389	10.765
F-6	1496	958	504	25	9	1468	95	6	1462	1439	5		491	63.78	798	11.366
F-7	1572	1137	415	8	12	1543	41	4	1552	1518	5		382	49.41	986	10.595
F-8	1541	757	752	16	16	1483	125	16	1509	1490	10	1	714	46.48	510	8.677
F-9	1293	723	554	7	9	1273	135	14	1277	1270	24	278	521	34.91	574	7.336
F-10	1344	685	624	19	16	1326	363	123	1309	1292	22	252	602	34.99	455	6.397

¹For renter-occupied dwelling units and vacant nonseasonal not dilapidated units, for rent.
²For owner-occupied dwelling units and vacant nonseasonal not dilapidated units, for sale only.

HOUSING—BLOCK STATISTICS

Table 2.—CHARACTERISTICS OF HOUSING BY CENSUS TRACTS: 1950—Con.

Census tract	All dwelling units by occupancy and tenure					All dwelling units by condition and plumbing facilities			Occupied dwelling units			Contract monthly rent ¹		Value ² of one-dwelling-unit structures		
	Total	Owner occupied	Renter occupied	Vacant non-seasonal not dilap., for rent or sale	Other vacant and non-resident	Number reporting	No private bath or dilap.	No running water or dilap.	Total	Persons per room		Occupied by non-white	Number reporting	Average monthly rent (dollars)	Number reporting	Average value (dollars)
										Number reporting	1.51 or more					
F-9	1661	428	1187	30	16	1609	383	36	1615	1595	32	5	1158	40.77	223	7.454
G-1	732	591	101	6	34	717	13	7	692	679	2	2	93	89.61	561	23.689
G-2	1653	1282	349	13	9	1628	30	22	1631	1601	10	2	300	70.77	1213	20.935
G-3	1474	794	624	33	23	1440	50	11	1418	1392	8	3	590	58.08	632	13.403
G-4	1292	634	634	13	11	1252	305	179	1268	1242	43	491	614	33.97	477	5.581
G-5	2234	1626	586	8	14	2199	180	36	2212	2190	22	38	540	44.10	1284	8.915
G-6	1660	1393	241	11	15	1627	70	7	1634	1621	10	13	235	44.31	1249	8.489

¹For renter - occupied dwelling units and vacant nonseasonal not dilapidated units, for rent.²For owner - occupied dwelling units and vacant nonseasonal not dilapidated units, for sale only.

Table 3.—CHARACTERISTICS OF HOUSING FOR CENSUS TRACTS, BY BLOCKS: 1950

[Detailed statistics not shown for blocks containing fewer than 3 dwelling units, nor for dwelling units not allocated by blocks (designated by NR)]

Census tract	Block	All dwelling units by occupancy and tenure					All dwelling units by condition and plumbing facilities			Occupied dwelling units			Contract monthly rent ¹		Value ² of one-dwelling-unit structures				
		Total	Owner occupied	Renter occupied	Vacant non-seasonal not dilapidated, for rent or sale	Other vacant and non-resident	Number reporting	No private bath or dilap.	No running water or dilap.	Total	Persons per room		Occupied by non-white	Number reporting	Average monthly rent (dollars)	Number reporting	Average value (dollars)		
											Number reporting	1.51 or more							
A-1	1	119	89	30					119	118	10	53	29	281.3	75	5316			
	2	110	9	6					10	10			1		9	7111			
	3	14	8	1					14	14	1	2	3	35.66	5	4460			
	4	54	25	29					54	52	2	2	27	20.88	23	4330			
	5	28	22	6					28	28			5	43.20	14	5357			
	6	57	41	16					57	57			16	22.68	35	5257			
	7	30	18	12					30	30	3	3	11	35.45	10	4690			
	8	37	29	8					37	37	1	1	6	26.50	25	4124			
	9	29	20	9					29	29	2	2	8	29.75	17	4647			
	10	27	15	12					27	26	2	2	12	26.41	8	4125			
	11	9	7	2					9	9			2		4	2750			
	12	60	10	50					60	60	6	5	48	24.39	4	4000			
	13	16	1	15					13	11	1	1	15	17.26	1				
	14	11	1	10					11	11	2	2	10	32.30					
	15	44	2	42					44	44			2		2				
	16	96	9	85	1	1			93	92	7	9	83	28.93	2	2612			
	17	13		13					13	13			13	31.46					
	18	23	10	11					23	10	2		10	37.80	8	4062			
	21	1							1										
	22	115	18	92	2	3			111	95	61		110	109	12	104	183.3		
	24	198		198					198	1	1		198	198	8	198	291.4		
	25	8	2	25		1			8	19	10		8	8	8	8	30.75		
	26	27		23					27	2			23	23	2	23	20.21		
	30	13	1	12					13	3			13	12	2	13	20.72		
	31	16	1	15					13	5			14	14	1	14	32.71		
	32	9		9					9	4	3		9	8	2	9	20.71		
	34	5		5					5				5	5		5	40.60		
	37	21	1	19		1			21	17	9		20	20	2	16	33.57		
	38	15		13					15	13	11		13	13	1	13	25.85		
	39	42	12	27		2			42	22	15		39	31	3	27	31.62		
	40	22	6	14					22	14			20	16	3	16	36.50		
	41	19	5	9					19	9	5		14	13	1	13	35.84		
	43	22		22					22	20			22	20		22	36.65		
	44	37	2	29		6			37	20	8		31	16	1	16	34.66		
	45	16	2	12					16	15	7		16	12	2	12	33.43		
	46	26	1	21		3			26	3			23	23		23	33.43		
	47	3		3					3	1			3	1		1			
	48	27	3	24					27	18			27	27	3	4	24	32.58	
	49	11							11										
	52	9		5		4			9	3						8	38.37		
	53	21	2	19					21	7	4		20	3	17	3	32.00		
	54	3		3					3	3			3	3		3	41.66		
	55	7	1	4					7	5		1	4	4		4	37.25		
	58	10	1	9					10	5		2	9	9		9	45.00		
	59																		
	A-2	1	14	11	3				13	1			14	14	1	3	24	243.3	
		2	122	71	44	4	3		122	24	2		115	115	2	2	44	353.1	
		3	54	19	35				54	17	2		54	33		33	30.27	51	5809
		4	66	25	41				66	12	1		66	37		37	30.27	11	6554
		5	71	32	35				71	20			66	67		30	37.83	14	6242
6		28	13	14				28	13			28	27		14	45.35	18	6772	
7		40	3	36		1		40	2	1		40	39		14	31.72	9	8755	
8		116	36	78		2		116	58	11			108	108	1	74	31.72		
9		117	21	85		5		113	62				106	106		88	36.48	17	7029
10		67	25	37		2		67	35				106	106		88	38.84	4	7500
11		77	35	38		1		76	28				73	73		39	38.89	12	7208
12		32	12	19		3		31	15	1			31	30	4	20	47.35	5	7200
13		78	28	49		1		71	21	1			74	74	3	48	36.41	16	7118
15		34	15	19				34	12				33	33		18	37.22	8	8437
16		61	20	39				55	9	5			59	59		36	39.72	6	11500
17		101	23	77		2		97	25	1			99	99		74	47.29	11	8045
18		142	24	104		12		139	68	6			128	128	5	114	40.73	5	8400
19		75	24	47		2		75	21				71	71		47	40.73	13	8607
20		26	3	19		4		26	13				22	22		19	37.63	2	
21		26	4	19		3		26	14				23	23		22	42.40	1	
22	52	15	35		1		51	25	4			50	50	2	36	45.50	5	7900	
A-3	2	30	4	25			30	9				29	29	1	22	43.63	2		
	3	37	4	32		1	37	22	1			36	36	2	32	40.21	1		
	4	16	1	14		1	16	11	4			15	15		14	31.35			
	5	25	1	24			25	22				25	25		24	39.87			
	6	16	1	15			16	12	2			16	16	3	14	33.86			
	7	22		22			22						22	22		22			
	8	23		23			23						23	23		23			
11	12		4			12	3	3				4	3		2				
13	2					2									5	38.60			
14		1	6			5	5												
16	1																		

¹For renter-occupied dwelling units and vacant nonseasonal not dilapidated units, for rent.
²For owner-occupied dwelling units and vacant nonseasonal not dilapidated units, for sale only.

HOUSING—BLOCK STATISTICS

Table 3.—CHARACTERISTICS OF HOUSING FOR CENSUS TRACTS, BY BLOCKS: 1950—Con.

Census tract	Block	All dwelling units by occupancy and tenure					All dwelling units by condition and plumbing facilities			Occupied dwelling units				Contract monthly rent ¹		Value ² of one-dwelling-unit structures	
		Total	Owner occupied	Renter occupied	Vacant non-seasonal not dilap., for rent or sale	Other vacant and non-resident	Number reporting	No private bath or dilap.	No running water or dilap.	Total	Persons per room		Occupied by non-white	Number reporting	Average monthly rent (dollars)	Number reporting	Average value (dollars)
											Number reporting	1.51 or more					
A-3	20	4	1	3		4			4	4			1				
	22	3		3		3	2		3	3	1		3	51.00			
	24	3		3		3	2		3	3			3	36.00			
	25	28	5	22		27	7		27	27	3		21	38.57			
	27	111	35	73	1	109	23	7	108	106	2	1	69	38.42	18	7.816	
	28	2															
	29	40	9	30		40	29	13	39	39	3	18	28	231.7	6	6.250	
	30	93	23	70		91	31	10	93	91	4	11	62	35.09	11	6.363	
	31	1															
	33	2															
	38	1															
	39	14	4	10		14	2		14	14		1	8	30.37	3	51.66	
	40	1															
	41	37		31	6	37	19		31	30			36	46.55			
	46	7		7		6	1		7	7		4	7	20.14			
	47	10		9	1	10	1	1	9	9			9	34.11			
	48	43	7	36		43	4		43	43	2		34	36.85	2		
	49	28	8	18	2	28	16		26	26	1	1	20	37.45	3	7.333	
	50	17	6	11		16	3		17	17			11	31.09	3	10.666	
	51	129	77	51	1	128	25	2	128	127	2	53	47	41.72	49	5.867	
	52	97	32	63	1	94	40		95	92	1	15	61	35.59	17	6.441	
	53	49	25	24		49	10	1	49	49			22	39.22	19	5.889	
	54	31	14	17		31	8		31	31	1	1	17	38.58	5	9.000	
	55	85	18	66		84	22	1	84	84	3		63	36.50	8	8.375	
	A-4	1	51	16	33	2	51	23		49	48	3	1	34	48.32	6	10.333
		2	33	11	22		33	16		33	33			22	38.81	2	
		3	27	10	17		27	12		27	27			15	40.20	5	71.00
		4	70	20	49	1	69	37	1	69	69			49	49.59	7	7.814
		5	69	20	48		69	23		68	68	3		46	42.73	7	7.285
		6	133	37	96		131	45		133	133		1	93	43.45	19	9.578
		7	42	25	17		41	5		42	40	2		17	47.70	17	10.852
		8	126	44	79		118	30	3	123	121	2	2	73	47.54	27	8.796
		9	61	19	40		58	20		59	59	4		38	49.50	10	18.250
10		8	4	4		8			8	8			4	40.50	1		
11		18	7	9	2	18	3		16	16			10	32.70	4	9.000	
12		36	5	31		36	17		36	36	2		29	42.00	2		
13		106	38	67	1	106	28	1	105	105	3		62	43.85	21	7.700	
14		35	17	18		34	7		35	34			17	44.58	10	5.000	
15		107	39	65	2	103	38	5	104	101	3		67	41.44	19	6.332	
16		37	18	18		37	12		36	36			17	43.70	13	8.653	
17		31	8	23		31	17		31	30			20	33.70	4	16.250	
18		25	10	15		25	13		25	25			15	37.66	5	7.200	
19		75	35	36	2	69	29	2	71	69		3	35	36.82	19	6.473	
20		53	26	25		53	13		51	51			24	37.25	14	8.964	
21		43	23	19	1	41	10		42	41			19	37.31	16	11.531	
22		22	15	7		22	3		22	21			7	35.42	9	8.777	
23		114	46	64	2	112	26		110	110	1	1	65	40.56	24	7.083	
24		87	34	52		86	28	1	86	86	1		47	36.89	19	7.631	
25		61	33	24	2	59	20	2	57	57			24	37.87	18	7.722	
26		87	30	55		87	23		85	85	2		51	37.03	9	6.977	
27		73	46	26	1	71	7		72	71			26	36.80	38	6.552	
28		16	13	3		16	2		16	15	1		3	36.00	10	7.070	
29		31	22	9		31	11		31	31			9	36.33	16	7.481	
A-5		1	64	15	46	1	54	12	1	61	61	1		46	33.91	8	6.125
		2	58	11	46		55	10	1	57	57	2		44	36.56	2	
		3	65	39	25	1	64	24		64	64		29	34.80	26	5.565	
		4	53	40	13		53	6		53	53	2	16	13	26.46	39	5.558
	5	99	37	59	2	87	16	2	96	96		3	58	32.70	25	6.180	
	6	6				5			6	6			5	26.40	1		
	7	2															
	9	6	1	4		6			5	5			4	25.00			
	10	6	1	5		6			6	6			5	29.00	1		
	11	2															
	15	4		4		4	2	1	4	4			4	31.75			
	16	7	3	3	1	7	2	2	6	6			2	34.00	2		
	17	6	1	5		6	1		6	6			5	25.40	1		
	18	11	4	7		11	5		11	11			7	31.14	2		
	19	19	8	11		19	8	1	19	19	1		10	24.20	6	6.566	
	20	30	16	14		30	7		30	30			14	36.35	10	5.410	
	21	74	38	31	1	74	34	17	69	69	4	10	31	31.58	24	5.395	
	22	62	29	33		57	10	2	62	62	3	22	33	32.03	21	6.176	
	23	84	41	39	4	81	14	7	80	78	1	42	38	33.86	29	6.637	
	24	29	10	19		28	9	2	29	28	1		19	31.94	4	7.000	
	25	83	32	47		82	41	18	79	78	5	21	46	33.30	14	5.464	
	26	21	11	10		21	7		21	21	2		9	29.77	8	6.125	
	27	7		7		6	4		7	7			7	38.14			
	28	2															
	30	6	2	3		6	2		5	4			3	29.66			
	31	10	1	8		10	2		9	9	1		8	35.25			
	32	5	1	1	3	2			2	2			1		2		
	33	6	2	2	2	6	1		4	4			1				
	34	11	2	9		10	4		11	11			9	33.33	1		
	35	19	10	9		16	2	1	19	19	1		9	40.33	1	6.944	

¹For renter - occupied dwelling units and vacant nonseasonal not dilapidated units, for rent.²For owner - occupied dwelling units and vacant nonseasonal not dilapidated units, for sale only.

Table 3.—CHARACTERISTICS OF HOUSING FOR CENSUS TRACTS, BY BLOCKS: 1950—Con.

Census tract	Block	All dwelling units by occupancy and tenure					All dwelling units by condition and plumbing facilities			Occupied dwelling units			Contract monthly rent ¹		Value ² of one-dwelling-unit structures		
		Total	Owner occupied	Renter occupied	Vacant non-seasonal not dilap., for rent or sale	Other vacant and non-resident	Number reporting	No private bath or dilap.	No running water or dilap.	Total	Persons per room		Number reporting	Average monthly rent (dollars)	Number reporting	Average value (dollars)	
											Number reporting	1.51 or more					Occupied by non-white
A-5	36	32	17	15					32	32	2	9	14	305.7	15	4,866	
	37	81	29	52		73	12	1	81	81	3	11	514	22	5,772		
	38	10	6	4		10	3		10	10	1		5	9	4,760		
	39	14	9	5		13			14	14	1		8	9	5,211		
	40	22	6	16		18	10	6	22	22	3	15	14	4	4,875		
	41	23	13	10		23	3		23	23	2	2	11	13	4,830		
	42	28	17	11		28	2		28	28	1	4	18	15	5,369		
	43	46	25	21		45	12	1	46	45	4	21	18	15	5,413		
	44	13	8	5		13	2		13	13	1	4	14	7	6,000		
	45	20	6	14		18	8		20	20	1		4	1			
	46	69	18	48	2	63	19	3	66	64	6	10	48	351.4	6	6,000	
	48	27	17	10		27	10		27	27	1	6	10	11	5,727		
	49	12	9	3		12	2		12	12	1		2	7	6,000		
	50	13	7	6		13	2	1	13	13	1	7	6	5	5,800		
	A-6	1	163	30	129	1	3	157	133	107	159	159	15	83	130	16.80	17
2		8	7	1			6	4		8	8	1	7	1	424.2		1,833
3		1					7	4		7	7		4		225.0		
4		7	2	5			7	4		7	7		7		295.7		
5		10	1	10	7		18	15		11	11		17		438.8	1	
6		11					4	2		4	4		2		233.3	2	
7		13	27	16	7	3	27	15	12	23	23	3	13	3	293.3	13	4,392
8		14	39	17	21	1	39	13	10	38	38	5	21	20	382.0	12	4,791
9		15	20	10	10		20	8	3	20	20	1	19	9	276.6	8	5,100
10		16	38	13	24	1	37	20	15	37	37	5	25	22	343.1	8	4,250
11		17	49	9	35	5	42	31	5	44	41	1	7	38	327.6	6	2,416
12		18	7	4	7	1	7	5	3	6	5	2	4	4	462.5	1	
13		19	13	6	7		13	5	3	13	13	2	2	7	300.0	5	4,300
14		20	1	1	4	4	6	4	1	2	2		1	1		1	
15		21	8	8	5		12	5	1	12	12		1	4	497.5	8	3,600
16		22	10	15	18		30	8		30	30	2	6	15	370.0	10	4,700
17		23	44	26	18		44	13	1	44	42		6	16	267.5	16	5,843
18		25	69	36	30	2	69	12	6	66	66	3	17	30	338.6	24	5,479
19		26	38	25	13		38	5	2	38	38	3	8	12	380.8	19	3,805
20		27	41	18	23		41	24	8	41	41	8	33	22	302.7	13	4,307
21		28	7	3	4		7	7		7	7	1	4	4	317.5	2	
22		29	19	6	12	1	18	8	1	18	18	9	11	11	325.3	2	
23		31	27	7	19		26	14	4	26	26	1	2	15	338.6	2	
24		32	24	5	18	1	24	7	5	23	23	4	4	17	404.7	2	
25		34	20	2	17	1	20	12	6	19	19	1	18	18	310.0	1	
26	35	12	3	9		12	7	7	12	12	5	8	8	247.5	3	4,000	
27	36	99	40	54	1	97	66	50	94	94	11	29	52	271.1	27	4,600	
28	38	50	29	21		50	9	5	50	50		2	20	378.5	16	6,150	
29	39	65	44	21		65	8	2	65	65		1	18	307.2	37	5,572	
30	40	21	12	9		21	2		21	21		1	8	333.7	11	5,936	
31	41	183	41	138	3	182	57	21	179	179	19	64	137	256.3	26	4,576	
32	42	47	24	22	1	45	26	15	46	46	3	26	22	311.8	16	3,718	
33	43																
34	44	43	3	36	1	41	31	23	39	39	3	11	37	369.7			
A-7	1	39	18	20	1	39	9	1	38	38			20	345.5	9	7,077	
	2	42	17	22		41	14	1	39	38			18	445.5	7	7,271	
	3	86	27	55	3	86	25	2	82	81			53	308.6	15	6,160	
	4	38	9	28	1	38	6		37	37	1		28	382.1	5	9,600	
	5	33	11	22		33	4		33	33		2	22	327.7	6	12,500	
	6	114	35	74	3	113	48	4	109	108	2	6	73	345.3	18	6,027	
	7	78	34	39	3	78	29	4	73	72	2	6	37	395.9	18	5,911	
	8	65	23	32	5	65	23	1	55	55	1	3	32	377.5	12	5,875	
	9	52	20	32		52	11	5	52	51	1	3	31	340.6	9	6,333	
	10	28	17	11		27	5		28	28	1		11	410.0	7	5,785	
	11	26	17	9		26	6	1	26	25		3	9	415.5	12	7,141	
	12	65	37	27		65	13		64	62			24	328.3	27	6,581	
	13	52	27	23	1	51	2		50	50			22	391.8	15	6,066	
	14	37	28	9		37	8	2	37	37			9	580.0	25	7,112	
	15	35	28	7		34	2		35	35			7	332.8	26	5,850	
16	43	19	23		43	14	8	42	41		8	22	284.0	14	5,821		
17	42	19	23		41	14	5	42	42			22	364.5	11	6,863		
18	49	23	26		49	8		49	49	1	1	26	365.3	21	6,880		
19	38	18	20		38	8		38	38	1		20	400.5	15	6,473		
20	33	24	8		33	7		32	32		1	8	486.2	21	7,485		
21	16	11	5		16	3		16	16			5	372.0	6	7,083		
22	24	10	14		24	2		24	24			14	402.1	8	8,062		
23	24	19	5		24	2		24	24			5	368.0	17	7,088		
24	51	38	13		51	6		51	51			12	354.1	33	7,221		
25	22	8	14		22	2		22	22			14	522.8	5	7,800		
26	54	24	28	1	54	19	2	52	52	1	4	26	353.4	15	7,766		
27	62	20	38	4	62	20	4	58	58			38	394.7	8	6,812		
A-8	1	32	14	18		31	9	8	32	32	2	15	18	249.4	10	4,940	
	2	28	16	12		26	9	4	28	27	5	16	12	402.5	11	5,045	

¹For renter - occupied dwelling units and vacant nonseasonal not dilapidated units, for rent.
²For owner - occupied dwelling units and vacant nonseasonal not dilapidated units, for sale only.

Table 3.—CHARACTERISTICS OF HOUSING FOR CENSUS TRACTS, BY BLOCKS: 1950—Con.

Census tract	Block	All dwelling units by occupancy and tenure					All dwelling units by condition and plumbing facilities			Occupied dwelling units			Contract monthly rent ¹		Value ² of one-dwelling-unit structures		
		Total	Owner occupied	Renter occupied	Vacant non-seasonal not dilap., for rent or sale	Other vacant and non-resident	Number reporting	No private bath or dilap.	No running water or dilap.	Total	Persons per room		Number reporting	Average monthly rent (dollars)	Number reporting	Average value (dollars)	
											Number reporting	1.51 or more					Occupied by non-white
A-8	3	40	20	20					40	38		31	20	2720	13	6546	
	4	83	20	61	1	1	38	6	81	81	18	59	60	3008	14	5542	
	5	14	13	1			13	19	14	13		4	1		12	5916	
	6	41	20	21			40	4	41	38	3	6	20	3480	5	6660	
	7	30	15	14			28	5	29	29		9	11	3327	10	5730	
	8	63	34	27	2		62	20	61	61	2	18	28	2717	19	5815	
	9	27	13	14			25	5	25	25		23	13	3069	9	5722	
	10	36	15	19	1	1	35	12	34	34	4	20	19	4068	10	5500	
	11	80	22	52	4	2	77	27	74	72	2	23	52	2951	13	5253	
	12	64	28	32	1	3	62	10	60	60	2	15	31	3412	20	7000	
	13	17	9	7	1	1	16	4	16	16	1	1	8	3500	5	6600	
	14	3	2	1			3		3	3			1		1		
	15	23	10	11	2		23	6	21	21	3	2	12	3508	3	4000	
	16	33	16	15	1	1	30	8	31	30		20	15	2913	13	5169	
	17	36	19	17			36	11	36	32	2	3	15	2233	16	4093	
	18	62	41	20	1		62	16	61	60	1	3	20	3860	12	5409	
	19	41	30	11			41	13	41	41	1	7	10	3060	17	5782	
	20	33	23	10			32	4	33	33		13	8	3212	19	6005	
	21	133	1	131	1		131	1	132	132	3	3	131	3712			
	22	89	56	29	3	1	87	17	85	85		3	31	3951	42	7773	
	23	27	20	7			27	2	27	27	1	2	7	3642	18	5738	
	24	47	38	9			47	4	47	47	1	2	9	3844	22	5784	
	25	53	28	25			53	23	53	53	3	7	21	3123	23	6213	
	26	46	34	12			46	9	46	46	3	3	10	3750	23	5692	
	27	45	30	14	1		43	2	44	43		2	13	3423	26	6380	
	28	38	22	16			31		38	31	1	2	16	2756	16	5100	
	29	19	14	4			18	2	18	18		2	4	5075	12	6272	
	30	44	32	11		1	42	2	43	41	2	2	14	4090	11	4111	
	31	39	32	6	1		39	5	38	38	1	1	11	4100	31	3680	
	32	56	16	38	2		56	29	54	54	2	8	35	3288	19	5555	
	33	43	22	20	1		40	3	42	41		6	19	2921	19	5742	
	34	11	7	3		1	10		10	10		3	3	3900	2	5500	
	35	7	3	3			6		6	5		1	3	3282	6	6166	
	36	11	1	10			11	5	11	10	2	2	9	3222	12	6154	
	37	21	16	5			21		21	19	2	1	5	3282	12	6154	
	38	31	14	16		1	31	5	30	30	2	4	14	4007	14	6128	
	39	33	19	14			33	5	33	33		2	7	3201	14	6556	
	40	32	24	7	1		32	2	31	31		3	7	3204	20	6551	
	41	35	23	11		1	34	5	34	34		3	10	3730	17	6821	
	42	48	32	15		1	46	6	45	45	1	1	13	3600	27	6822	
	43	34	25	9			34	6	34	34		9	9	3155	21	6928	
	44	36	28	8			36	8	36	36		6	9	4134	25	7488	
	45	37	28	8	1		35	12	36	36		8	8	4675	28	7127	
	46	16	13	3			16		16	16		2	2	4675	31	8800	
	A-9	1	78	3	69	1	5	76	65	25	72	72	8	68	3198		
		2	77	19	51	7		77	31	2	70	70		54	3011	11	4763
		3	21	6	12	2	1	20	4	18	18	1	8	14	2135	4	4125
		4	28	15	12	1		28	10	1	27	27	4	12	3500	10	5150
5		52	22	30			52	10		52		3	29	3151	14	6750	
6		38	23	15			37	11	38	38		1	15	3720	16	6781	
7		73	18	51	4		72	45	17	69		1	50	3676	8	6700	
8		40	16	23		1	40	19	13	39		1	18	3755	8	6622	
9		57	20	36	1		57	34	15	56		4	36	3383	8	9580	
10		56	24	30	2		56	20		54		4	31	3716	10	9500	
11		40	17	23			40	5	40	40	1	1	22	3136	13	6400	
12		41	22	19			41	9	41	41	1	1	18	3077	13	7369	
13		21	14	7			21	3	21	21	2	2	7	3157	11	5454	
14		19	11	7		1	19	6	18	18	1	1	7	3771	6	5000	
15		43	12	30	1		43	15	42	42	2	2	30	3320	8	4862	
16		44	10	29		1	43	13	39	39	1	1	32	3300	2		
17		29	18	11	4		29	8	29	29		1	1	3611	11	6863	
18		83	40	41		2	83	27	81	80	1	1	40	3605	25	7488	
19		110	52	55	3		108	28	107	107		1	51	3805	31	7806	
20		105	48	55	1	1	104	34	103	103	2	2	53	3741	31	7977	
21		94	44	48	1	1	92	25	92	92	1	1	45	3897	21	8261	
22		78	34	42	2		78	25	76	76		1	39	3800	19	6684	
23		103	45	56	1	1	101	22	101	100	1	1	48	3572	25	5740	
24		6	3	3			6	1	5	5		2	2		2		
25	39	8	20	10		39	20	28	28	4	4	29	3658	5	7200		
26	11	8	8	2		10	1	8	8		1	10	3900				
27	261	113	145	2		260	62	258	257	4	4	145	3976	68	7410		
28	56	38	17		1	52	6	55	55		14	14	4307	29	6810		
29	20	16	3	1		19	4	19	19		3	3	3933	15	7693		
30	28	19	9		1	27	9	28	28		9	9	3955	12	6833		
31	17	12	5			16	4	17	16	1	1	4	3400	9	6611		
32	31	23	8			31	4	31	31		8	8	3050	20	8015		
33	22	10	11		1	21	4	20	20		10	10	4160	4	7575		
34	30	20	10			30	1	31	30		9	9	4200	16	6806		
35	44	24	18	2		44	5	42	42		17	17	4054	21	6919		
B-1	1	71	59	10	1	1	71	24	5	69	69	3	10	3930	52	7001	
	2	1															
	3	4	4				4		4	4				4	6800		

¹For renter - occupied dwelling units and vacant nonseasonal not dilapidated units, for rent.
²For owner - occupied dwelling units and vacant nonseasonal not dilapidated units, for sale only.

Table 3.—CHARACTERISTICS OF HOUSING FOR CENSUS TRACTS, BY BLOCKS: 1950—Con.

Census tract	Block	All dwelling units by occupancy and tenure					All dwelling units by condition and plumbing facilities			Occupied dwelling units			Contract monthly rent ¹		Value ² of one-dwelling-unit structures		
		Total	Owner occupied	Renter occupied	Vacant non-seasonal not dilap., for rent or sale	Other vacant and non-resident	Number reporting	No private bath or dilap.	No running water or dilap.	Total	Persons per room		Occupied by non-white	Number reporting	Average monthly rent (dollars)	Number reporting	Average value (dollars)
											Number reporting	1.51 or more					
8-1	4	2															
	6	7	3	3	1	6	1	1	6	5			3	41.66	5	5,640	
	7	5	5			5			5	5					5	7,300	
	8	18	8	10		18			18	18			10	42.00	5	7,333	
	9	5	3						5	4					3		
	10	2															
	11	1															
	12	2															
	15	1															
	16	3	2	1			3	1	1	3	3			1		1	
	17	2															
	18	1															
	20	8								8	8					8	7,125
	21	12	11	1			12			12	12			1		10	7,600
	22	11	8				11			11	11			2		8	7,687
	23	11	9	2			11			11	11			3		9	8,944
	26	6	5	1			6	4	1	6	6			1		5	3,900
	27	4	4				4			4	4					4	6,125
	28	4	4				4			4	4					4	6,500
	29	1						2		4	4						
	30	2															
	31	8					8	7	2	8	8			1		7	5,100
	32	2															
	33	1															
	34	3	3				3			3	3					2	
	37	2															
	38	8	5	2		1	8	12		8	8	1	2	2	2	4	8,393
	39	7	7				7			7	7					2	8,357
	41	3	3				3			3	3					2	
	44	8	8				8			8	8					8	6,187
	45	4	3	1			4			4	4			1		2	
	46	1															
	47	1															
	48	3	2	1			3			3	3			1		2	
	50	35	27	8			35	12	1	35	33			1		2	6,500
	51	8	7	1			8	1	1	8	8	1		1	6	6	7,216
	52	3	3				3			3	3					2	
	53	3	3				3			3	3					2	
	54	12	10	2			12	4	1	12	12		2	1	1	7	4,944
	56	7	7				7			7	7					9	8,000
	58	16	6	10			16		1	16	16			9		2	3,955
	59	23	21	2			23			23	23			2		16	
	60	15	12	3		1	15			15	15			2		11	7,500
	61	10	9	1			10			10	10			1		11	7,972
62	4	4				4			4	4			1		3	6,875	
63	10	10				10			10	10			1		3	6,800	
64	16	10	6		1	16	4	4	16	15		1	1	5	7	10,000	
65	3	3				3			3	3					7	9,000	
66	17	17				17			17	17			5		8	9,541	
67	16	16				16			16	16			1		15	8,218	
68	27	16	10		1	27	20		27	27			10		12	7,887	
67	40	14	26			40	6		40	38			2		12	8,541	
68	60	9	51		2	60	9	8	58	57			4		4	9,750	
69	23	22	1			23			23	23			1		4	8,616	
70	6	6				6			6	6					1	9,878	
71	6	6				6			6	6					2	8,669	
72	5	5				5			5	5					1	9,541	
73	5	5				5			5	5					1	9,541	
74	3	3				3			3	3					1	8,218	
75	10	10				10			10	10					1	7,887	
76	3	3				3			3	3					1	9,842	
77	30	24	6			30	3		30	29			1		2	8,133	
77	48	41	7		1	48	5		47	41			6		3	7,221	
78	24	18	6			24			24	22			6		13	7,307	
79	8	7	1			8			8	8			7		7	7,857	
80	16	8	8			16			16	15			1		5	8,100	
81	3	3				3			3	3					2		
82	14	11	3			14			14	14					9	10,111	
83	9	8	1			9			9	9					19	5,178	
86	11	8	3			11	7		11	11			2		7	5,857	
87	16	15	1			16	3		16	16			2		13	9,069	
88	5	3	2			5			5	5			1		12	7,500	
89	14	13	1			14			14	14			1		12	6,483	
90	10	9	1			10			10	10			1		8	5,937	
91	1																
92	7	5	2			7			7	7			2		4	5,750	
93	7	4	3			7			7	7			2		3	7,833	
94	13	13				13			13	13					11	8,272	
95	6	6				6			6	6					5	6,140	
96	11	10	1			11			11	11			3		10	8,200	
97	14	10	4			14		1	14	14			4		10	5,940	
98	2																
8-2	1	4	3	1		4	1		4	4			1		2		
	2	1															
	5	6	4			6	2	1	6	6			1		6	4,083	
	5	8	1			8	1	2	5	5			1		4	9,675	

¹For renter - occupied dwelling units and vacant nonseasonal not dilapidated units, for rent.
²For owner - occupied dwelling units and vacant nonseasonal not dilapidated units, for sale only.

HOUSING—BLOCK STATISTICS

Table 3.—CHARACTERISTICS OF HOUSING FOR CENSUS TRACTS, BY BLOCKS: 1950—Con.

Census tract	Block	All dwelling units by occupancy and tenure					All dwelling units by condition and plumbing facilities			Occupied dwelling units			Contract monthly rent ¹		Value ² of one-dwelling-unit structures		
		Total	Owner occupied	Renter occupied	Vacant non-seasonal not dilap., for rent or sale	Other vacant and non-resident	Number reporting	No private bath or dilap.	No running water or dilap.	Total	Persons per room		Occupied by non-white	Number reporting	Average monthly rent (dollars)	Number reporting	Average value (dollars)
											Number reporting	1.51 or more					
8-2	8	5	5			5	2	1	5	5					5	4,300	
	9	14	13	1		14	2		14	14			1	13	6,530		
	10	20	16	3	1	20	2		19	19			4	15	7,173		
	11	5	5			5	1		5	4				3	7,833		
	12	11	10			10	1		11	10				7	6,142		
	13	12	10	2		12	1		12	12			2	10	7,880		
	14	19	17	2		19	2		19	19	1		2	15	8,546		
	15	13	12	1		13	2		13	13			1	11	9,254		
	16	52	48	4		52	2	1	52	52	1		3	41	11,195		
	17	22	18	4		22	2		22	22			3	18	10,555		
	18	27	21	6		27			27	27			6	18	9,750		
	19	37	33	4		37			37	36	1		3	29	9,827		
	20	27	22	5		27			27	27			5	18	10,111		
	21	37	27	10		37	3	1	37	37			9	23	9,108		
	22	13	11	2		13			13	13			2	11	8,200		
	23	80	65	13	2	80	5		78	78	2		14	59	7,118		
	24	33	26	7		33			33	33			7	22	7,409		
	25	64	43	19	1	64	10	2	62	62			18	34	6,970		
	26	29	14	15		29	3		29	29			13	8	7,125		
	27	24	13	10	1	24	4	2	23	23			10	11	7,863		
	28	40	17	22		40	2		39	39			22	11	7,636		
	29	80	27	51	1	80	15	3	78	77			51	17	7,823		
	30	111	81	90		109			111	111			87	12	8,125		
	31	44	26	18		44	4	1	44	44			16	16	9,093		
	32	30	13	17		30			30	30			15	9	9,500		
	33	33	13	20		33			33	33	2		20	8	8,087		
	34	42	29	13		41	5		42	42	1		11	23	7,673		
	35	20	17	2	1	20	2		19	19			2	15	6,880		
	36	59	46	13		59	11	5	59	59			10	40	6,837		
	37	146	107	39		145	13	1	146	146			37	90	7,726		
	38	48	38	10		48			48	48			10	32	9,109		
	39	45	33	11		43	7		44	43			11	21	8,285		
	40	38	31	7		38	2		38	38			6	26	8,538		
	41	34	26	8		32			34	34			8	23	13,639		
	42	26	23	3		25	2		26	26			2	20	10,850		
	43	7	6	1		6			7	7				5	9,800		
	44	3	3			3			3	3				3	7,000		
	45	30	25	5		30			30	30			5	24	7,587		
	46	13	13			12			13	13				13	8,400		
	47	15	13	1	1	15			14	14				13	6,869		
	48	12	11			12			11	11				12	7,625		
	49	18	14	4		17	2		18	18			4	12	6,966		
	50	11	4	7		11			11	11			4	12	4,833		
	51	90	78	8	1	88	28	16	86	86	3	1	68	62	5,553		
	52	20	13	7		19	4	3	20	20			7	12	5,900		
	53	2				7			7	7			1	6	6,000		
	54	7	6	1		7			7	7			2	6	8,282		
	55	4	2	2		4	2		4	4			1	6	6,166		
	56	10	7	3		10			10	10	1	2	3	15	7,020		
	57	20	17	3		20	2		20	20			2	15	7,020		
	58																
	59	16	16			16			16	16				16	7,562		
	60	34	26	8		28			34	34			8	24	7,895		
	61	40	33	7		39			40	40	1		7	32	7,978		
	62	23	21	2		21			23	23			2	19	8,094		
	63	10	10			10			10	10				10	7,250		
	64	15	13	2		15	1		15	15			2	11	8,163		
	65	40	33	5		38			38	38			5	31	7,951		
	66	9	9			9			9	9				9	8,166		
	67	14	13	1		14			14	14			1	13	7,923		
	68	27	25	2		26			27	27			1	25	7,960		
	69	16	15	1		16	2		16	16			1	13	7,000		
	70	13	12	1		12			13	13			1	10	7,000		
	71	16	13	3		16			16	16			3	13	7,230		
	72	16	14	2		16			16	16			2	14	7,321		
	73	19	18	1		19			19	18			1	18	7,000		
	74	15	15			14			15	15			1	14	6,928		
	75	24	23	1		23			24	24			1	23	8,021		
	76	9	5	4		8	1	1	9	8			1	3	8,400		
	77	7	3	4		7			7	7			4	2			
	78	14	11	3		14	3		14	14	1		3	10	7,030		
	79	18	17	1		18			18	18			1	17	7,076		
	80	16	11	5		16	2		16	16			5	10	6,310		
	81	10	8	2		9	3		10	9	2		2	6	7,083		
	82	17	14	3		17	3	1	17	17			2	11	6,872		
	83	15	14	1		15			15	15			1	14	6,035		
	84	10	9	1		10			10	10			1	8	6,600		
	85	9	8	1		9			9	9			1	8	5,225		
	86	12	10	2		12	1		12	12			2	10	6,430		
	87	12	62	20		82	5	3	82	82	1	1	19	56	5,878		
	88	4	3	1		4	2		4	4			1	2			
	89																
	90	17	11	6		16	9	7	17	17	2	3	6	11	5,590		
	8-3	1	2														
		2	118	109	6	1	2	106	23	20	115	114	9	3	30.66	101	7,987
		3															

¹For renter - occupied dwelling units and vacant nonseasonal not dilapidated units, for rent.
²For owner - occupied dwelling units and vacant nonseasonal not dilapidated units, for sale only.

Table 3.—CHARACTERISTICS OF HOUSING FOR CENSUS TRACTS, BY BLOCKS: 1950—Con.

Census tract	Block	All dwelling units by occupancy and tenure					All dwelling units by condition and plumbing facilities			Occupied dwelling units			Contract monthly rent ¹		Value ² of one-dwelling-unit structures		
		Total	Owner occupied	Renter occupied	Vacant non-seasonal not dilapidated, for rent or sale	Other vacant and non-resident	Number reporting	No private bath or dilapidated	No running water or dilapidated	Total	Persons per room		Occupied by non-white	Number reporting	Average monthly rent (dollars)	Number reporting	Average value (dollars)
											Number reporting	1.51 or more					
B-3	4	1							1	1						11	12,727
	7	11	11						7	7						7	11,028
	9	14	14						14	14						14	9,700
	10	20	20						20	20						19	9,557
	11	27	27	3					27	27			3	41.00	21	9,928	
	12	30	30	2					30	30			1		27	9,114	
	13	37	37	1		2			37	37			1		33	9,991	
	14	27	27	1					27	27			1		23	12,021	
	15	24	24	1					25	25			1		12	8,466	
	16	16	16	1					16	16			1		14	9,392	
	17	13	13	1					13	13			1		12	9,983	
	18	12	12					1	12	12					11	9,909	
	19	10	10	4	1	1			10	8			4	34.25	4	10,250	
	20	10	10	6					10	10			6	43.50	3	12,166	
	21	13	13	1					13	13					12	8,991	
	22	16	16						16	16					16	8,887	
	23	12	12						12	12					10	8,150	
	24	19	19	2					19	19			2		4	6,950	
	25	19	19						19	19					19	8,405	
	26	13	12		1				13	12					12	7,383	
	27	6	1		5				6	6			2		1	7,800	
	28	9	9						9	9					19	6,378	
	29	21	20	1					21	21			1		24	7,895	
	30	26	25	1					26	25			1		4	8,075	
	31	5	4						5	5					16	8,250	
	32	17	16						17	17					10	8,470	
	33	11	10						11	11					13	11,576	
	34	18	14						18	18			4	53.75	13	11,576	
	35	16	15						16	16			1		15	9,226	
	36	10	9	1					10	10			1		9	9,444	
	37	33	32	1					33	32			1		29	8,068	
	38	7	6		1				7	6					6	3,433	
	39	22	22	2					22	22			12		21	5,285	
	40	11	11						11	11			1		11	6,045	
	41	19	18	1					19	19					18	7,222	
	42	31	30			1			31	30			1		29	8,172	
	43	34	34	4					34	34			4	51.00	27	7,637	
	44	24	24						24	24					22	8,154	
	45	13	11						13	13					10	7,720	
	46	21	21	3					21	21			2		14	8,842	
	47	66	55						66	66					46	8,343	
	48	37	34	1					37	36			1	53.88	31	8,483	
	49	31	28	3					31	30			4	68.75	25	9,748	
	50	25	22	3					25	25			3	46.66	21	8,147	
	51	16	16						16	16			3	52.00	13	6,230	
52	19	15						19	18			2		12	5,666		
53	20	13			1			20	19			2	14.5	12	6,150		
54	19	17			1			19	18			1		16	5,943		
55	17	16						17	17					15	8,700		
56	18	17	1					18	17					17	8,676		
57	15	14			1			15	15			1		14	8,642		
58	24	22			1			24	23					22	8,650		
59	15	11						15	15			3	60.00	10	8,800		
60	11	10						11	11			1		9	8,355		
61	11	11						11	12					11	9,072		
62	12	12						12	12					11	9,072		
63	44	44	9					44	44			2	13	31	5,258		
64	44	44	4					44	44			4	281.14	31	5,258		
65	14	10						14	14					8	5,100		
66	16	14						16	15			1		14	6,928		
67	14	9						14	14			2		12	6,600		
68	60	25	32		3			60	57			6	36.80	33	5,921		
69	15	11						15	15					19	5,921		
70	16	14						16	16			4	24.00	11	5,572		
71	17	16						17	16			1		13	6,492		
72	10	10						10	10					10	6,492		
73	11	11						11	11					11	6,363		
74	30	22			1			30	29			1	39.33	10	6,710		
75	4	4						4	4					17	5,005		
76	10	10						10	10					4	8,375		
77	15	15						15	15					10	8,200		
78	14	6						13	13			7	37.57	6	7,766		
79	83	62	19		1			83	81			19	36.68	56	6,707		
80	22	21						22	22			1		20	6,140		
81	20	17						20	20			1		10	4,580		
82	71	36	3		1			70	70			7	30.17	31	5,074		
83	26	13						26	26			3	30.17	13	4,353		
84	27	11						27	27			13	27.61	16	5,837		
85	26	20			1			26	25			11	34.90	16	5,837		
86	35	15	20					35	35			5	33.60	17	6,029		
												2	31.36	9	4,533		
B-4	1	5	2					5	5						1		
	2	7	4					7	7						3	4,833	
	3	1						1	1								
	4	323	221	97		3		321	45	7			93	36.00	183	5,738	
	5	18	6			2		18	3				6	47.16	9	6,000	
	6	43	19	24				43	7				1	40.68	13	6,500	

¹For renter - occupied dwelling units and vacant nonseasonal not dilapidated units, for rent.
²For owner - occupied dwelling units and vacant nonseasonal not dilapidated units, for sale only.

Table 3.—CHARACTERISTICS OF HOUSING FOR CENSUS TRACTS, BY BLOCKS: 1950—Con.

Census tract	Block	All dwelling units by occupancy and tenure					All dwelling units by condition and plumbing facilities			Occupied dwelling units			Contract monthly rent ¹		Value ² of one-dwelling-unit structures		
		Total	Owner occupied	Renter occupied	Vacant non-seasonal not dilap., for rent or sale	Other vacant and non-resident	Number reporting	No private bath or dilap.	No running water or dilap.	Total	Persons per room		Occupied by non-white	Number reporting	Average monthly rent (dollars)	Number reporting	Average value (dollars)
											Number reporting	1.51 or more					
B-4	7	46	9	34	2	1	44	8	3	43	41	1	34	37.23	5	6,500	
	8	46	23	21	1	1	46	9	2	44	44	1	19	41.05	13	7,323	
	9	31	17	13		1	31	8	2	30	30	1	11	36.54	10	7,060	
	10	66	33	33			66	21		66	66	1	30	43.56	23	6,782	
	11	56	29	26	1		56	11		55	55		25	41.44	23	8,221	
	12	42	30	10		2	41	1		40	40		8	35.37	26	8,323	
	13	69	31	36		2	69	12		67	66	1	33	40.78	23	8,008	
	14	42	31	11			41	6		42	41		9	37.66	25	8,604	
	15	47	20	24		3	46	14		44	43	1	21	45.47	11	7,954	
	16	49	19	28		2	49	16	2	47	47	4	29	38.10	12	6,758	
	17	105	28	74	2	2	103	39	1	102	101	3	73	43.19	17	7,082	
	18	83	41	41		1	82	18	1	82	82	2	32	34.81	25	8,608	
	19	149	49	90	6	4	147	20	1	139	139	3	90	43.34	27	8,366	
	B-5	1	12	7	4		11			11	11	1	1	4	33.75	7	5,100
		2	13	12	1		13	1		13	12	2	1	1		12	5,125
		4	28	21	7		27	7		28	28			6	43.66	16	6,781
		5	28	46	19		64	4	1	65	61	4	2	19	41.52	37	5,400
		6	27	16	11		27	9		27	27			11	40.72	11	7,045
		7	64	30	32	2		64	31		62	62	1	32	43.93	12	9,666
8		77	28	48	1		77	32		76	76	5	47	39.85	16	8,193	
9		39	21	18			39	14		39	39		17	40.58	10	5,810	
11		2															
12		35	24	10	1		34	7	1	34	34		7	41.71	18	5,888	
13		36	5	27	2	2	36	8	1	32	32		28	41.21	3	9,500	
14		62	14	45	2	1	62	21		59	59	1	45	37.44	2		
15		10	4	6			10	5		10	10		5	38.80	4	5,625	
16		38	7	30			38	27		37	37	1	29	31.62	3	5,166	
17		224	84	123	11	6	222	111	25	207	205	9	19	31.91	53	6,132	
18		14	6	8			14	8		14	14		7	29.28	3	10,166	
19		26	13	12		1	25	17	2	25	25	2	9	45.77	7	6,414	
20		38	21	17			38	8		38	38	1	17	42.58	12	7,641	
21		30	12	18			29	15	1	30	29	2	17	38.11	8	6,687	
22		62	34	27	1		62	16	1	61	61	1	28	37.00	26	6,980	
23		109	21	85	2		108	36	3	106	106	4	83	39.92	12	7,083	
24		93	44	48	1	1	92	18	1	92	90	3	46	41.52	28	7,878	
25		47	9	38			47	10		47	47	5	38	39.28	3	6,333	
26		4	4	4			4	1		4	4		3	18.66			
27		20	19	1		1	20	2		19	19	1	19	25.73			
28		35	13	22			34	5		35	34	1	21	35.14	10	8,250	
29		35	10	25			35	19		35	35		24	38.79	4	8,750	
30		60	7	52	1	1	54	4		59	59		52	35.84	5	7,300	
31		52	10	40	1	2	51	18		50	50	3	40	43.52			
32		68	15	44	7		68	27		59	59	3	47	35.95	5	5,900	
33		16	7	9			16	11	2	16	16		8	32.25	3	6,166	
34		19	10	6			19	8		19	19		7	30.71	7	5,922	
35	26	6	15	5		26	5		21	21		18	39.33	4	7,875		
36	9	4	5			9	7		9	9		5	29.60	1			
37	19	8	11			19	8		19	19		6	41.50				
B-6	1	23	17	6		23			23	22		6	58.50	13	9,915		
	2	43	12	7		43			43	43		1	10,954				
	3	33	25			33			33	32		6	59.83	21	10,128		
	4	20	16	2		20			20	20		2	46.66	16	9,331		
	5	14	11	1		13	3		14	14		2	8.61	9	8,666		
	6	14	12	2		14	5		14	14		2	8.66	9	8,666		
	7	26	18	7		24	7	1	25	25		6	38.33	13	8,769		
	8	52	29	22	1	52	13		51	51		23	39.60	20	8,975		
	9	50	32	16	1	47	18		48	46	2	16	39.12	19	7,894		
	10	95	61	32		92	27		93	92		29	39.17	40	8,212		
	11	40	22	18		40	10	1	40	40	1	18	39.77	11	8,200		
	12	25	21	4		25	3		25	25		3	42.66	20	7,385		
	13	38	30	8		38	2		38	37	1	8	31.37	26	6,119		
	14	25	11	13		23	4	1	24	22		11	23.18	7	7,571		
	16	36	11	24		35	4		35	35		24	39.25	8	8,062		
	17	26	22	4		26	4		26	26	1	4	41.50	18	8,694		
	18	16	13	3		16	7		16	16		3	44.00	12	8,666		
	19	50	22	28		50	7		50	48	2	28	39.78	16	9,531		
	20	18	7	11		18	2		18	18		10	34.40	5	9,500		
23	4	2			4			4	4		2		1				
24	13	6	7		13	1		13	13		7	47.57	5	9,300			
25	13	11	2		13	1		13	13		1	1	11	10,866			
26	10	4	4		10	1		10	9		4	44.50	11	10,866			
27	29	25	4		29	1		29	29	1	4	60.75	20	9,875			
28	16	11	5		15	1		16	15		4	49.50	9	10,977			
29	24	24			24			24	24		2	4	11.44	20	11,440		
30	29	24	5		29	1		29	28		2	47.50	18	10,666			
31	16	14	2		16	2		16	16		2	4	11,000				
32	15	14	1		15	1		15	16		2	2	11,111				
33	17	15	2		17	3		17	17		1	1	11,111				
34	36	24	12		35	8		36	36		10	47.80	15	9,933			
35	22	15	7		22	4		22	20		6	52.50	9	10,866			
36	17	14	3		16	2		17	15		2	8	9,755				
37	18	8	10		18	5		18	18	1	8	46.00	4	9,000			
38	15	10	5		13	3		15	14		5	33.80	8	8,125			

¹For renter-occupied dwelling units and vacant nonseasonal not dilapidated units, for rent.
²For owner-occupied dwelling units and vacant nonseasonal not dilapidated units, for sale only.

Table 3.—CHARACTERISTICS OF HOUSING FOR CENSUS TRACTS, BY BLOCKS: 1950—Con.

Census tract	Block	All dwelling units by occupancy and tenure					All dwelling units by condition and plumbing facilities			Occupied dwelling units			Contract monthly rent ¹		Value ² of one-dwelling-unit structures		
		Total	Owner occupied	Renter occupied	Vacant non-seasonal not dilap., for rent or sale	Other vacant and non-resident	Number reporting	No private bath or dilap.	No running water or dilap.	Total	Persons per room		Occupied by non-white	Number reporting	Average monthly rent (dollars)	Number reporting	Average value (dollars)
											Number reporting	1.51 or more					
B - 6	39	7	3	4					7	7			4	48.75	1		
	40	16	11	5				3	16	16			5	41.50	7	9,500	
	41	21	20	1					21	21			1		18	9,611	
	42	3	2	1					3	3			1		1		
	43	1															
	45	16	14	2					16	16			2		12	9,583	
	47	21	20	1					21	21			1		19	8,131	
	48	15	14	1					15	15			1		14	9,592	
	49	11	9	2					11	11			1		6	10,050	
	50	8	5	3					8	8			3	44.33	3	13,333	
	51	26	22	4					24	25	1	1	4	42.50	18	9,322	
	52	12	11	1					12	12			1		10	9,540	
	53	17	14	3					17	16			2		13	10,423	
	54	18	16	2					18	17			1		15	9,700	
	55	22	20	2					22	22			2		17	9,588	
	56	17	16	1					17	17			1		15	8,300	
	57	30	24	6					30	30			1	47.00	22	8,863	
	58	30	11	16	1	2			28	27			17	36.82	4	7,250	
	59	2							2	2							
	60	18	12	5	1				17	16		1	6	60.66	7	8,357	
	61	7	7						6	6							6,500
	62	19	3	14	2				17	17			16	30.12	1		
	63	11	8	3					10	11			3	33.66	5	5,340	
	64	1															
	65	15	15						15	15					12	5,625	
	66	23	3	5					28	28			4	49.75	18	8,472	
	67	37	35	2					37	37			2		14	8,426	
	68	27	22	5					27	27			4	36.25	21	8,395	
	69	32	29	3					31	31			3	51.33	27	7,766	
	70	6	5	1					6	6			1		4	8,700	
	71	4	4						4	4					3	5,125	
	72	5	4	1					5	5			1		4	5,333	
	73	2							2	2					2		
	74	8	5						8	7			2		3		
	75	30	24	2	1	1			30	29			2	37.66	22	8,268	
	76	25	23	2					25	25			3		23	8,217	
	77	26	23	3					26	26			3	48.33	2	7,631	
	78	28	20	8					28	28			7	45.00	12	7,633	
	79	47	21	24		2			46	45			23	35.91	15	7,333	
	B - 7	3	5	5					5	5		1				5	2,600
4		1						1	1						6	12,333	
5		7						7	6			1		9	11,227		
6		39	26	12	1	1			39	37			1	55.33	22	11,227	
7		14	13	1					14	14			2		11	8,909	
8		5	5						5	5					4	2,800	
10		1							1	1							
11		2							2	2							
12		1							1	1							
13		3							3	3			1				
14		6	5						6	5						5	5,800
15		1							1	1						2	
16		4	4						4	4			1			4	5,125
17		4	4						4	4							
18		1							1	1							
21		1							1	1							
22		6	6						6	6						6	10,583
23		6	4	2					6	6			1		3	11,333	
24		5	5						5	5						5	6,640
25		1							1	1							
26		2							2	2							
29		3	3						3	3			1		3	3,666	
30		2							2	2							
31		3	3						3	3					3	11,333	
32		7	5	2					7	7			2		5	9,360	
35		1							1	1							
36		56	51	5					54	55		2	4	29.25	48	6,695	
38		12	8	4					12	11			1		7	6,042	
39		10	9	1					10	10					8	5,875	
40		8	7	1					8	5					6	6,500	
41	6	6						6	6								
42	1							1	1								
43	4	4						4	4								
44	12	12						12	11			3		4	6,875		
45	11	10	1					11	11					11	4,590		
47	3	1						3	1					9	6,611		
48	1							1	1								
49	12	12						12	12					12	10,525		
50	7	7						7	7					7	10,714		
51	1							1	1								
52	15	15						15	15					14	12,778		
53	6	6						6	6			1		6	6,083		
54	23	17	4		2			20	10		1	4	38.50	16	5,875		
55	7	6	1					7	7					5	7,500		
56	11	11						11	11					11	5,318		
57	6	6						6	6					6	5,833		

¹For renter - occupied dwelling units and vacant nonseasonal not dilapidated units, for rent.
²For owner - occupied dwelling units and vacant nonseasonal not dilapidated units, for sale only.

Table 3.—CHARACTERISTICS OF HOUSING FOR CENSUS TRACTS, BY BLOCKS: 1950—Con.

Census tract	Block	All dwelling units by occupancy and tenure					All dwelling units by condition and plumbing facilities			Occupied dwelling units			Contract monthly rent ¹		Value ² of one-dwelling-unit structures	
		Total	Owner occupied	Renter occupied	Vacant non-seasonal not dilap., for rent or sale	Other vacant and non-resident	Number reporting	No private bath or dilap.	No running water or dilap.	Total	Persons per room	Occupied by non-white	Number reporting	Average monthly rent (dollars)	Number reporting	Average value (dollars)
8-7	58	3	3						3	3					3	11833
	59	8	7	1					8	8					7	13214
	60	19	16	1		1			19	17					17	9205
	61	22	19	1	1				22	20					20	8400
	62	14	14						14	14					12	9483
	63	16	16						16	16					6	10083
	64	12	11		1				12	12					11	8263
	65	12	12						12	12					12	8808
	66	22	18		1	1			22	19					16	8506
	67	22	21		1				22	21					22	8581
	68	18	15	3					18	18					12	9483
	69	17	16	1					17	16				45.00	14	8135
	70	12	12						12	12					11	7518
	71	13	11		2				13	13					10	6000
	72	11	10		1				11	10					8	6187
	73	14	10		1				14	10					2	
	74	11	10		1				11	11					10	5510
	75	11	11						11	10					8	6250
	76	21	20		1				21	21					20	8915
	77	13	13						13	13					13	9461
	78	12	10		1		1		11	10					9	9888
	79	25	21		4				21	25					20	8750
	80	13	13						13	13					13	8592
	81	18	16		2				18	18					14	8964
	82	18	16		2				18	18					16	8587
	83	24	21		3				24	24					21	8747
	84	26	25		1				26	26					24	8883
	85	27	25		1		1		27	26					25	8920
	86	35	30		4		1		32	34					27	9111
	87	11	10		1				10	11					10	10500
	88	32	31		1				32	32					29	9827
	89	24	24						24	21					24	10000
	90	20	19		1				20	20					18	9888
	91	2														
	92	7	6		1				7	6					5	6200
	93	7	6		1				7	7					5	7800
	94	2														
	95	1														
	96	2														
	97	2														
	98	6	6						6	6					5	9400
	99	8	7				1		8	6					7	8500
	100	11	11						11	11					9	9333
	101	9	8				1		9	8					8	9462
	102	5	4						5	4					4	7425
	103	14	14			1			14	14					14	7535
	105	5	5						5	5					5	6860
106	8	8						8	7					7	9571	
107	13	11		1		1		12	12					9	10500	
108	23	22		1				22	23					21	9328	
109	31	27		4				30	31					24	9112	
110	16	16						16	16					16	8575	
111	21	20		1				21	21					19	9505	
112	25	21		4				24	25					15	9200	
114	4	4						4	4					4		
115	11	10		1				11	11					10	9500	
116	21	18		3				21	21					17	8576	
117	25	21		3		1		24	24					21	8500	
118	19	18		1				19	19					18	9166	
119	24	21		3				24	24					21	8571	
120	20	18		1		1		20	19					14	9535	
121	18	16		2				18	18					16	7750	
122	12	10		1		1		12	11					10	7450	
123	8	8						8	8					8	7850	
124	16	13		3				16	16					13	7984	
125	4	4						4	4					4	8500	
126	6	5		1				6	6					5	8740	
127	9	9						9	9					9	9300	
128	8	6				1		8	6					7	9500	
129	8	8				1		8	8					8	8750	
130	4	4						4	4					4	11750	
131	1															
135	1															
136	7	6				1		7	6					7	7500	
137	5	5						5	5					5	7400	
B-8	1	18	16		1			18	2		1			16	6831	
	2	2														
	3	3	2		1			3	3					2	7500	
	4	4	3		1			4	4					3	8437	
	5	10	9		1			10	10					8	7480	
	6	13	10		2		1		12	12				10	7000	
	7	12	10		2				12	12				9	7000	
	8	17	16		1				17	17				14	7814	
	9	27	22		5				27	27				19	7868	
	10	14	14						13	14				13	6692	

¹For renter—occupied dwelling units and vacant nonseasonal not dilapidated units, for rent.²For owner—occupied dwelling units and vacant nonseasonal not dilapidated units, for sale only.

Table 3.—CHARACTERISTICS OF HOUSING FOR CENSUS TRACTS, BY BLOCKS: 1950—Con.

Census tract	Block	All dwelling units by occupancy and tenure					All dwelling units by condition and plumbing facilities			Occupied dwelling units			Contract monthly rent ¹		Value ² of one-dwelling-unit structures		
		Total	Owner occupied	Renter occupied	Vacant non-seasonal not dilap., for rent or sale	Other vacant and non-resident	Number reporting	No private bath or dilap.	No running water or dilap.	Total	Persons per room		Occupied by non-white	Number reporting	Average monthly rent (dollars)	Number reporting	Average value (dollars)
											Number reporting	1.51 or more					
B-8	11	15	14	1		15	2		15	15			1		12	6,875	
	12	16	14	1		16			15	15			1		14	6,035	
	13	19	14	4	1	17	5		18	18			5	37.50	12	7,958	
	14	25	20	5	1	23	1		25	23	1		4	41.75	19	7,489	
	15	19	19			18			19	19					18	7,722	
	16	39	35	4		35			39	31	1		4	45.75	32	7,759	
	17	24	23	1		23	1		24	21	1		1		22	9,181	
	18	25	24	1		25			25	24			1		23	9,282	
	19	26	25	1		25	2		26	24			1		23	11,708	
	20	19	16	3		19			19	19			2		15	8,913	
	21	25	23	2		25	2	2	25	25			2		21	9,166	
	22	25	23	2		25			25	24			2		21	9,042	
	23	23	22	1		23	2		23	23			1		20	7,900	
	24	17	15	2		13			17	12					14	9,357	
	25	18	17	1		17			18	18			1		16	9,250	
	26	1															
	27	12	9	3		12			12	11			2		8	8,650	
	28	13	9	4		11			13	13			4	41.00	8	8,725	
	29	11	10	1		11			11	11					10	7,380	
	30	17	15	2		17			17	17	1		1		15	7,466	
	31	12	12			12			12	12					12	7,300	
	32	23	22	1		21			23	21			1		19	6,315	
	33	1															
	34	8	8			8			8	8					8	7,437	
	35	10	10			9			10	10					10	6,400	
	36	14	13	1		12			14	12					11	6,527	
	37	6	5	1		6			6	6					4	7,125	
	38	17	17			16			17	15		2			16	6,837	
	39	9	8	1		9	1		9	9		1			5	6,180	
	40	7	6	1		7	2		7	7	1		1		4	7,500	
	41	3	3			3			3	3					3	7,000	
	42	8	8			8			8	8					8	6,500	
	43	2															
	44	8	7	1		8	1		8	8					7	6,142	
	45	2															
	46	3	3			3			3	3					3	6,666	
	47	8	7	1		8	1		8	8					7	7,071	
	48	7	7			6			7	6					5	6,300	
	49	11	9	2		11	1		11	11			1		8	5,375	
	50	7	6	1		6			7	6					5	6,700	
	51	14	12	2		14	1		14	14			1		12	6,583	
	52	13	11	1	1	13			12	12			1		10	9,220	
	53	15	12	3		15	2		15	15			3	32.33	11	8,954	
	54	9	9			9			9	9					8	8,725	
	55	13	10	3		13	2		13	13			3	52.00	8	10,150	
	56	15	12	3		15			15	15			3	46.66	10	10,700	
	57	7	7			7			7	6					7	9,628	
	58	7	7			7			7	7					7	10,071	
	59	20	19	1		20	1	1	20	19		3	1		17	8,058	
	60	18	17	1		18			18	17			1		17	9,441	
61	35	28	4	1	34	8		32	32			5	36.40	24	7,791		
62	29	24	5		29	5	2	29	29			4	42.50	23	6,886		
64	3	3			3			3	3					1			
65	21	17	3		21	4	1	20	20			2		14	8,757		
66	2																
67	25	22	3		24			25	25			2		22	7,295		
68	13	11	2		13			13	13			2		10	8,290		
70	61	50	11		58	1	1	61	59			7	39.85	42	7,188		
71	1																
75	12	11	1		12			12	12					11	9,927		
76	5	2	3		5	2	2	5	4			3	21.66				
77	1																
78	7	6	1		6			7	6					6	6,333		
79	8	8			8	2		8	8					8	4,500		
80	1																
81	2																
C-1	1	100	35	63	1	1	1	99	44				62	45.77	16	8,812	
	2	19	3	15		1		18	6				14	37.00	1		
	4	22	6	16				22	8				15	38.46	2		
	5	41	18	21	1	1		40	16			1	20	40.75	9	8,611	
	6	66	18	45	2	1		66	42			1	43	40.18	6	8,333	
	7	48	12	33	3			47	22			1	32	39.25	3	9,000	
	8	30	8	22				30	11			2	22	35.63	4	8,625	
	9	35	15	18	1	1		35	15	2		1	19	35.94	7	6,142	
	10	17	8			1		16	10				8	39.75	5	10,000	
	11	25	17	8		24		24	6				8	37.00	12	8,375	
	12	69	36	31	2	69	12	2	67	67			29	40.27	26	7,711	
	13	23	7	14	2	22			21	21			14	55.35	5	9,300	
	14	36	30	6		36	5		36	36			5	41.40	25	7,180	
	15	34	28	5		34	1		33	33			4	43.00	27	7,814	
	16	70	55	14		70	7	1	69	69			13	43.30	49	7,006	
	17	51	39	12		51	2		51	51			11	45.54	35	7,914	
	18	50	27	22	1	50	11		49	49			23	37.30	20	7,675	
	19	42	30	11		42	6		41	41			11	41.36	24	6,870	
	20	21	10	11		21	10		21	21	1		9	40.88	7	8,857	

¹For renter - occupied dwelling units and vacant nonseasonal not dilapidated units, for rent.
²For owner - occupied dwelling units and vacant nonseasonal not dilapidated units, for sale only.

Table 3.—CHARACTERISTICS OF HOUSING FOR CENSUS TRACTS, BY BLOCKS: 1950—Con.

Census tract	Block	All dwelling units by occupancy and tenure					All dwelling units by condition and plumbing facilities			Occupied dwelling units			Contract monthly rent ¹		Value ² of one-dwelling-unit structures	
		Total	Owner occupied	Renter occupied	Vacant non-seasonal not dilap., for rent or sale	Other vacant and non-resident	Number reporting	No private bath or dilap.	No running water or dilap.	Total	Persons per room		Number reporting	Average monthly rent (dollars)	Number reporting	Average value (dollars)
											Number reporting	1.51 or more				
C-1	21	32	22	7					32	31	1		7	36.57	22	5763
	22	23	20	2	1				22	22	1		3	40.00	17	5147
	23	47	35	10	2				47	45	2		11	38.36	23	7488
	24	92	61	29	2	1			92	89	3		29	45.34	48	7091
	25	72	46	21	3	2			72	67	5		20	35.21	13	6171
	26	27	17	10					27	27			8	35.25	23	5292
	27	41	29	12					41	39	2		12	31.75	22	8920
	28	52	28	22					52	50	2		22	33.90	18	5262
	29	42	17	25					42	42	1		22	30.92	16	6812
	30	41	27	13	1				41	40	1		14	36.28	22	6522
	31	44	22	22					44	43	2		21	37.33	15	6966
	32	40	27	13					40	40			13	43.07	19	6515
	33	39	22	17					39	39	1		17	37.54	14	7207
	C-2	1	69	26	43				69	68	10		42	38.57	21	6809
		2	36	25	10	1			36	34	2		10	39.80	18	6305
3		32	22	10				32	32	2		9	44.00	28	6305	
4		46	36	10				46	46	3		4	40.88	25	8085	
5		95	48	45	2			95	92	3		4	37.13	29	7189	
6		56	38	18				56	55	1		16	37.56	23	7391	
7		52	38	14	1			52	51	1		23	37.47	17	8029	
8		41	23	18				41	41	1		16	34.44	13	8538	
9		26	6	20				26	26	2		6	35.33	19	8447	
10		188	116	71	1			188	186	1		6	39.00	7	6909	
11		24	20	4				24	24	2		2	2	18	6677	
12		23	22	1				23	23	1	1	8	2	21	7604	
13		19	15	4				19	19	3		3	45.00	13	6200	
14		19	16	3				19	19	1		3	40.66	13	6469	
15		24	22	2				24	24	1		1	2	12	6422	
16		17	13	4	1			17	16	1		3	27.66	13	7515	
17		37	26	11	1			37	36	1		2	38.00	20	5935	
18		39	26	13	1			39	36	1		2	38.00	16	5931	
19		59	12	47		1		59	51	1		4	36.31	17	5000	
20		50	19	31				50	48	1		3	44.26	13	7446	
21		26	17	9	1			26	25	1		9	22.22	14	7964	
22		24	21	3				24	24	1		3	40.00	19	7815	
23		22	16	6				22	22	3		4	46.25	13	7653	
24		28	26	2				28	28	2		2	2	24	7012	
25		13	11	2				13	13	2		2	2	10	7600	
26	18	16	2				18	17	1		2	2	14	7200		
27	28	15	13				28	28	1		1	2	23	7786		
28	36	33	3				36	36	1		1	3	32	8000		
29	39	19	20				39	34	1		1	29.66	19	8000		
30	28	21	7				28	25	1		4	42.50	15	7752		
31	17	16	1				17	17	1		1	1	15	7666		
32	19	6	13	1	1		19	18			1	1	14	8500		
33	35	28	7				35	32	2		2	2	27	9357		
34	55	31	24	1			55	54	1		2	2	22	8544		
35	42	24	18				42	42	2		1	18	36.77	22	7836	
													36.16	19	8394	
C-3	1	7	5	2				7	7			2			3	8000
	2	10	9	1				10	10			1			8	10112
	3	11	13					11	13						13	8000
	4	27	22	5				27	27			3		20	7355	
	5	53	47	6				53	51	1		6	41.66	45	7375	
	6	44	40	4				44	44			3	38.33	39	7375	
	7	36	32	4				36	36			4	28.66	28	8115	
	8	40	38	2				40	40			2	48.75	28	7739	
	9	22	22					22	22			2	2	36	7561	
	10	49	37	12				49	46	2		6	45.66	32	7206	
	11	21	18	3				21	21			3	42.66	15	8133	
	12	23	23					23	23			3	2	23	6556	
	13	29	18	11				29	27	2		10	42.10	16	6931	
	14	19	11	8		1		19	19			7	41.28	4	8623	
	15	57	48	9				57	57	1		8	36.37	38	7463	
	16	51	33	18				51	51	1		2	15	16	7218	
	17	24	23	1				24	24	1		1	1	15	7466	
	18	8	6	2				8	8				1	1	8	8687
	19	12	11	1				12	12			1	1	11	6318	
	20	6	6					6	6					6	5500	
	21	5	4	1				5	5	1		1	1	4	8875	
	22	9	9					9	9			1	1	9	6311	
	23	33	19	14				33	33	1		3	33.33	16	6575	
	24	32	26	6				32	31	1		5	35.40	25	6072	
	25	40	34	6				40	33	1				31	7167	
26	15	12	3				15	13					2	9766		
27	10	10					10	10					2	82		
28	18	14	4		1		18	17			4	43.75	10	7950		
29	16	16					16	16					16	9587		
30	17	17					17	17					17	10235		
31	22	20	2		1		22	20					20	10500		
32	26	26					26	26					26	9769		
33	28	28					28	28					24	9241		
34	31	31					31	31					31	9451		

¹For renter - occupied dwelling units and vacant nonseasonal not dilapidated units, for rent.
²For owner - occupied dwelling units and vacant nonseasonal not dilapidated units, for sale only.

Table 3.—CHARACTERISTICS OF HOUSING FOR CENSUS TRACTS, BY BLOCKS: 1950—Con.

Census tract	Block	All dwelling units by occupancy and tenure					All dwelling units by condition and plumbing facilities			Occupied dwelling units			Contract monthly rent ¹		Value ² of one-dwelling-unit structures		
		Total	Owner occupied	Renter occupied	Vacant non-seasonal not dilap., for rent or sale	Other vacant and non-resident	Number reporting	No private bath or dilap.	No running water or dilap.	Total	Persons per room		Number reporting	Average monthly rent (dollars)	Number reporting	Average value (dollars)	
											Number reporting	1.51 or more					Occupied by non-white
C-3	336	366	32	4					366	366	1		4	68.75	30	10,303	
	337	288	28						288	288					27	9,711	
	338	266	26	2					266	266			2		26	10,000	
	339	177	15						177	177					14	10,250	
	340	144	14						144	144					14	9,071	
	341	122	8						122	122					20	9,775	
	342	111	9						111	111					8	6,875	
	343	111	9						111	111					9	5,666	
	344	99	8						99	99					8	7,312	
	345	96	6						96	96					6	9,916	
	445	44	4						44	44					4	5,500	
	446	88	7	1					88	88				1	7	6,928	
	447	99	7			1			99	99	1				7	6,142	
	448	22	18						22	22					15	6,666	
	449	22	20	2					22	22					18	9,194	
	550	77	7						77	77					7	8,471	
	551	99	9						99	99					9	6,733	
	552	55	5						55	55					5	5,000	
	553	44	1						44	44	1				1		
	554	44	3						44	44					2		
	555	12	11	1					12	12					1	9	8,666
	556	14	14						14	14					14	9,250	
	557	42	4						42	42				38	3	9,000	
	558	172	4	38					172	172	6		171	3	3	3,373	
	559	99	4	171					99	99					4	10,800	
	560	44	12	4	1				44	44				5	9	11,000	
	561	44	1						44	44					43	3,376	
	562	133	1	43					133	133					8	10	9,800
	563	44	11	2					44	44					8	11,062	
	564	52	3	48		1			52	52				47	2	3,419	
	565	1	1						1	1							
	566	44	4						44	44					4	10,625	
	567	33	1	34					33	35				34	1		
	568	33	2	32					33	34					1		
	569	67	6	63					67	66					6	4,861	
570	66	6	60					66	67					6			
571	33	3	30					33	33					3			
572	33	3	30					33	33					3			
573	33	3	30					33	33					3			
574	33	3	30					33	33					3			
575	33	3	30					33	33					3			
576	33	3	30					33	33					3			
577	33	3	30					33	33					3			
578	33	3	30					33	33					3			
579	33	3	30					33	33					3			
580	33	3	30					33	33					3			
581	33	3	30					33	33					3			
582	33	3	30					33	33					3			
583	33	3	30					33	33					3			
584	33	3	30					33	33					3			
585	33	3	30					33	33					3			
586	33	3	30					33	33					3			
587	33	3	30					33	33					3			
588	33	3	30					33	33					3			
589	33	3	30					33	33					3			
590	33	3	30					33	33					3			
591	33	3	30					33	33					3			
592	33	3	30					33	33					3			
593	33	3	30					33	33					3			
594	33	3	30					33	33					3			
595	33	3	30					33	33					3			
596	33	3	30					33	33					3			
597	33	3	30					33	33					3			
598	33	3	30					33	33					3			
599	33	3	30					33	33					3			
600	33	3	30					33	33					3			
601	33	3	30					33	33					3			
602	33	3	30					33	33					3			
603	33	3	30					33	33					3			
604	33	3	30					33	33					3			
605	33	3	30					33	33					3			
606	33	3	30					33	33					3			
607	33	3	30					33	33					3			
608	33	3	30					33	33					3			
609	33	3	30					33	33					3			
610	33	3	30					33	33					3			
611	33	3	30					33	33					3			
612	33	3	30					33	33					3			
613	33	3	30					33	33					3			
614	33	3	30					33	33					3			
615	33	3	30					33	33					3			
616	33	3	30					33	33					3			
617	33	3	30					33	33					3			
618	33	3	30					33	33					3			
619	33	3	30					33	33					3			
620	33	3	30					33	33					3			
621	33	3	30					33	33					3			
622	33	3	30					33	33					3			
623	33	3	30					33	33					3			
624	33	3	30					33	33					3			
625	33	3	30					33	33					3			
626	33	3	30					33	33					3			
627	33	3	30					33	33					3			
628	33	3	30					33	33					3			
629	33	3	30					33	33					3			
630	33	3	30					33	33					3			
631	33	3	30					33	33					3			
632	33	3	30					33	33					3			
633	33	3	30					33	33					3			
634	33	3	30					33	33					3			
635	33	3	30					33	33					3			
636	33	3	30					33	33					3			
637	33	3	30					33	33					3			
638	33	3	30					33	33					3			
639	33	3	30					33	33					3			
640	33	3	30					33	33					3			
641	33	3	30					33	33					3			

¹For renter - occupied dwelling units and vacant nonseasonal not dilapidated units, for rent.
²For owner - occupied dwelling units and vacant nonseasonal not dilapidated units, for sale only.

Table 3.—CHARACTERISTICS OF HOUSING FOR CENSUS TRACTS, BY BLOCKS: 1950—Con.

Census tract	Block	All dwelling units by occupancy and tenure					All dwelling units by condition and plumbing facilities			Occupied dwelling units				Contract monthly rent ¹		Value ² of one-dwelling-unit structures	
		Total	Owner occupied	Renter occupied	Vacant non-seasonal not dilap., for rent or sale	Other vacant and non-resident	Number reporting	No private bath or dilap.	No running water or dilap.	Total	Persons per room		Occupied by non-white	Number reporting	Average monthly rent (dollars)	Number reporting	Average value (dollars)
											Number reporting	1.51 or more					
C-5	1	30	20	9		1	29	8	1	29	29	4	13	9	331.1	16	4937
	2	21	12	8		1	13	4		20	20		10	8	261.2	9	4588
	3	403	127	271	2	3	398	18	3	398	396	45	278	268	344.6	110	5143
	4	49	19	29	1		47	16		48	47			29	334.4	10	5930
	5	35	15	19		1	34	8		34	34			19	297.8	11	5036
	6	46	30	15		1	46	13		45	45	2	6	15	373.3	20	5715
	7	30	21	9			28	7		30	30	1	9	8	318.7	18	5800
	8	31	16	15			30	10		31	31	3	15	15	344.6	11	5745
	9	30	15	15			28	12		30	30	3	19	14	335.7	10	5680
	10	18	11	7			18	2	2	18	18		8	7	311.4	11	5427
	11	26	19	6	1	2	26	5	5	25	25			6	320.0	15	5800
	12	26	19	5			26	1	1	24	24	1	7	5	306.0	16	5718
	13	25	17	8			24	3		25	25			7	514.2	11	6918
	14	10	6	3	1		9	3		9	9			4	392.5	6	6583
	15	13	11	2			13	1		13	13			1	313.0	10	6750
	16	14	4	10			14	1		14	14	1	10	1	313.0	4	525.0
	17	27	14	13			27	3	3	27	27	4	9	13	313.0	13	539.2
	18	29	16	13			29	2	2	29	29	1	2	12	305.8	16	646.2
	19	30	12	17		1	29	2	2	29	28	1	2	16	307.5	11	577.2
	20	10	8	2			10	2	2	10	10			2		4	650.0
	21	33	21	11		1	32	11	5	32	31	1	1	11	282.7	14	696.4
	22	22	16	6			21			22	22			6	430.0	14	634.2
	23	24	17	7			23	4		24	24	2	2	6	416.6	15	648.6
	24	8	8				8			8	7					8	587.5
	25	25	9	15	1	2	25	1		24	24	5	5	16	303.1	9	552.2
	26	55	31	22	2	2	54		1	53	52			23	323.9	29	517.2
	27	22	10	11	1	1	21	3		21	21	1	1	9	310.0	9	475.5
	28	32	8	24			32			32	32	3	3	24	310.4	6	458.3
	29	20	11	9			20			20	20	1	1	8	303.7	11	701.8
	30	27	22	5			26			27	26			5	360.0	19	668.4
	31	20	16	4			20	4		20	20	1	1	3	286.6	14	707.1
	32	23	14	9			23	2		23	23			9	310.0	13	546.9
	33	37	14	23			36			37	37	1	1	22	311.3	13	580.0
	34	18	8	10			18	1	1	18	18	4	4	7	285.7	6	510.0
	35	9	7	2			8	1		9	9			2		4	650.0
	36	5	3	2			5			5	5			2		2	600.0
	37	4	4				4			4	4					3	714.5
	38	12	11	1			12			12	11					11	714.5
	39	21	10	11			18			21	19			11	311.8	10	738.0
	40	30	17	12		1	29	9		29	26			10	361.0	12	665.8
41	4	4				4			4	4					4	737.5	
42	16	8	8			14			16	15	1	1	8	340.0	4	612.5	
43	14	12	2			13	1		14	14			2		10	685.0	
44	16	14	2			16	2		16	16	1	1	2		13	643.8	
45	17	14	3			17	3		17	17			3	400.0	12	725.0	
46	13	11	2		1	13	1	1	12	12			1		11	1186.3	
47	6	5	1			6	2		6	6					4	687.5	
48	9	3	5		1	9			9	8			5	360.0	3	750.0	
49	11	9	2			10	3	1	10	10			2	303.3	9	666.6	
51	8	5	3			8			8	8			3		4	612.5	
52	21	1	20			21			21	21			20	350.0			
53	18	11	7			18			18	18			7	344.2			
54	14	12	2			14			14	14			2		12	644.1	
55	9	9	2			9			9	9					9	597.7	
56	12	9	2		1	12	3	2	11	11	1	1			7	671.4	
57	6	5	1			6	2		6	6			1		4	732.5	
58	9	7	2			9			9	9			2		7	828.5	
59	9	3	6			9			9	9			2		3	900.0	
60	3	2	1			3			3	3					3		
61	2	2				2			2	2					9	816.6	
62	1					1			1	1					4		
63	7	6	1			7	2		7	7			1		4	725.0	
64	4	4				4			4	4					2		
65	3	3				3			3	3					3	583.3	
66	3	2	1			3			3	3			1		2		
67	3	3				3			3	3					2		
68	16	16				16			16	16			16		6	792.5	
69	6	6				6			6	6			6		6	891.6	
70	8	8				8			8	8			8		8	700.0	
71	3	3				3			3	3			3		3	903.3	
72	4		2		1	4			4	4			2		1		
73	4	4				4			4	4					4	570.0	
74	1					1			1	1							
76	18	18				18			18	18					18	637.7	
77	19	18	1		1	19			18	18			1		17	825.2	
78	34	34				34			34	34					33	873.6	
79	21	20	1			21	1	1	21	21			1		19	967.3	
80	15	13	2			15			15	15	1	1	2		12	954.1	
81	8	8				8			8	8					8	922.5	
82	12	12				12			12	12					12	774.1	
83	5	4			1	5			4	4	1				4	670.0	
C-6	1	11	7	4		11		2	11	11			4	255.0	6	975.0	
	2	9	3	6		9		6	9	9			6	255.0	3	1240.0	
	3	5		4	1		4		4	4			3	310.0			

¹For renter - occupied dwelling units and vacant nonseasonal not dilapidated units, for rent.
²For owner - occupied dwelling units and vacant nonseasonal not dilapidated units, for sale only.

Table 3.—CHARACTERISTICS OF HOUSING FOR CENSUS TRACTS, BY BLOCKS: 1950—Con.

Census tract	Block	All dwelling units by occupancy and tenure					All dwelling units by condition and plumbing facilities			Occupied dwelling units			Contract monthly rent ¹		Value ² of one-dwelling-unit structures		
		Total	Owner occupied	Renter occupied	Vacant non-seasonal not dilap., for rent or sale	Other vacant and non-resident	Number reporting	No private bath or dilap.	No running water or dilap.	Total	Persons per room		Occupied by non-white	Number reporting	Average monthly rent (dollars)	Number reporting	Average value (dollars)
											Number reporting	1.51 or more					
C-6	4	31	11	18		2			25	9							
	5	40	19	19	2				40	9				15	40.20	6	9,333
	6	26	12	13	1				26	8				18	38.00	11	7,772
	7	54	29	25					54	16				11	34.18	6	8,666
	8	97	36	58	2	1			94	39			1	20	38.80	23	7,673
	9	43	20	23					43	7			4	58	41.75	24	8,166
	10	45	11	32	1	1			43	13	3		1	22	35.77	16	6,281
	11	10	4	6					10	3	1			5	42.60	6	8,000
	12	30	13	17					30	9				17	45.88	9	8,777
	13	88	31	57					88	27	10			53	33.60	15	7,766
	14	7	1	6					7					6	36.83		
	15	29	9	19		1			29	3	1			15	38.13	4	9,250
	18	1															
	19	10	8	2					10	3	2					7	5,528
	20	17	12	5					17	1				5	40.40	11	7,727
	21	3	3						3							3	7,833
	22	22	15	7					22	1				6	29.16	12	8,666
	23	14	10	3		1			13	3				2		7	8,428
	24	4	3	1					4					1		3	6,166
	25	11	8	3					11					3	60.33	8	8,125
	26	5	4	1					5					1		4	7,550
	27	6	5	1					6	2						4	8,500
	28	1															
	29	10	9	1					10					1		8	6,000
	30	12	9	3					10	2				1		7	5,785
	31	62	42	17	2	1			58	14	6		1	16	33.81	34	6,326
	32	8	8	7					8	6	3		1	7	32.57		
	36	8	8						8							8	6,512
	37	8	8						8							8	7,212
	38	15	11	4					15	1			1	4	32.75	11	6,836
	39	4	3	1					4					1		3	7,333
	40	3	2	1					3					1		2	
	41	6	4	2					6					2		4	6,250
	42	13	10	2		1			13					2		10	6,550
	43	1															
	44	9	6	1		2			9	2	1			1		6	7,500
	45	7	5	1		1			7	3	1			1		4	8,750
	47	15	7	7	1				15	1				7	32.28	5	7,900
	50	13	12	1					13							12	5,275
	51	24	21	3					24	3				2		20	8,715
	52	15	11	3		1			15	1	1			1		10	6,900
	54	2							2								
	55	7	4	2		1			7	3	1			2		4	5,150
	56	6	4	2					6	3	1			2		4	6,000
	57	1															
	58	5	5						5	1						5	7,500
	59	12	10	1		1			11	1				1		9	6,711
	60	13	12	1		1			13							11	8,136
	61	10	9	1					10	2				1		8	8,937
	62	9	8	1					9	4	1					8	4,937
	64	2							2								
	66	6	6						6	1						6	6,116
	67	5	5						5	3						5	4,000
	68	2							2								
	71	3	3						3	1						3	3,766
	72	4	1	3					4	3	2			2		1	
	73	4							4								
	75	4	4						4	1	1			4		4	5,250
	76	16	11	4		1			15	1				4	52.25	11	8,436
	77	22	12	9		1			20	6	2			6	37.00	10	7,340
	78	6	5	1					6	2	1			1		4	6,000
	81	17	14	3					17					1		9	7,277
	82	10	9			1			9	3				1		7	8,971
	83	3	3						3							2	
	84	14	12	2					14					2		11	6,827
	85	18	29	7		2			37					7	51.85	27	9,185
	86	3	3						3							3	6,600
	87	7	2	5					7					5	53.20	2	
	88	1															
	90	1															
	92	1															
	94	5	2	2		1			5					2		3	6,733
	97	3	3						3							3	7,333
	98	2															
	99	2	4	1					5					1		4	6,750
	100	9	9						9	5						8	4,562
	101	5	3	2					5	1	1			2		2	
	102	20	17	3					20	2				2		13	9,192
	103	15	10	5					15					5	41.00	7	8,714
	104	7							7							7	11,571
105	27	21	6					26	1				6	50.50	18	8,472	
106	26	23	3					26					3	51.66	21	8,061	
107	16	12	4					16	4				2		10	7,000	
C-7	1	13	12		1			13							12	7,475	

¹For renter - occupied dwelling units and vacant nonseasonal not dilapidated units, for rent.
²For owner - occupied dwelling units and vacant nonseasonal not dilapidated units, for sale only.

Table 3.—CHARACTERISTICS OF HOUSING FOR CENSUS TRACTS, BY BLOCKS: 1950—Con.

Census tract	Block	All dwelling units, by occupancy and tenure					All dwelling units by condition and plumbing facilities			Occupied dwelling units			Contract monthly rent ¹		Value ² of one-dwelling-unit structures	
		Total	Owner occupied	Renter occupied	Vacant non-seasonal not dilap., for rent or sale	Other vacant and non-resident	Number reporting	No private bath or dilap.	No running water or dilap.	Total	Persons per room		Number reporting	Average monthly rent (dollars)	Number reporting	Average value (dollars)
											Number reporting	1.51 or more				
C-7	2	1														
	3	8	5	3		8	1		8	8		3	2033	5	10400	
	4	12	10	2		12			12	12		2	2033	9	8233	
	5	18	13	5		18	3		18	18		5	4620	10	9723	
	6	14	12	2		14	1		14	14	1	2	4620	11	9723	
	7	15	15			15			15	15		2	4620	11	9723	
	8	8	7	1		8			8	8		1	112	10	10871	
	9	10	9	1		10			10	10		1	112	9	9117	
	10	24	22	2		24	1		24	24		2	112	21	7547	
	11	5	5			5			5	5		1	112	5	11200	
	12	4	4			4			4	4				4	9750	
	13	3	2	1		3			3	3			1	1	8835	
	14	22	20	1	1	22			21	21		1	1	20	18400	
	15	18	17			18		1	17	17		1	1	15	18211	
	16	17	17			17			17	16				17	11214	
	17	23	21	1		23			22	22			1	1	10958	
	18	18	16			18			16	16			1	1	8478	
	19	4	4			4		1	4	4				4	9168	
	20	9	9			9			9	9				9	6544	
	21	10	9	1		10	1		10	10	1	1	1	9	7916	
	22	7	7			7			7	7				6	10333	
	23	6	6			6			6	6				6	8822	
	24	10	9			10		1	9	9	1	1	1	9	8822	
	25	21	21			21			21	21				21	10021	
	26	21	20	1		21	2		21	21			1	19	10021	
	27	17	15			17			17	17				17	9901	
	28	35	25	10		35	3	1	35	34			2	20	9901	
	29	16	10			16	6		15	15				16	12303	
	30	24	20	4		24	1		22	22				19	12303	
	31	18	14			18			18	18				18	12303	
	32	49	38	10		49	6		48	48	1	7	4442	34	12294	
	33	17	13			16	2		16	15		1	3833	11	14188	
	34	18	17	1		18			18	18				12	12568	
	35	17	17			17			17	17				12	12568	
	36	10	9	1		10			10	10				10	12177	
	37	13	12	1		13			13	13		1		11	10683	
	38	8	8			8			8	8				12	12333	
	39	15	15			15			15	15				15	13308	
	40	13	7	5		12	4		12	12			5	15	12396	
	41	50	47		3	50			47	47			5	3520	12	2660
	42	41	38	2		40			40	39				37	13416	
	43	21	19	2		21			21	21				22	11153	
	44	13	11	1	1	13			12	12	1	1		12	12392	
	45	8	7	1		8			8	8				1	12392	
	46	19	16	3		19			19	19				13	12392	
	47	19	11	8		19	2		19	19				10	14100	
	48	15	8	7		15			15	15				7	12392	
	49	5	5			5			5	5				5	12392	
	50	17	10	7		16	6		17	17				7	12392	
	51	10	8	2		10	4		10	10				7	6688	
	52	7	5	2		7	1	1	7	7				1	8000	
	54	3	1	2		3			3	3				1	12392	
	55	7	2	5		7			7	7				1	12392	
	56	24	12	10		22	3	3	22	21				11	7636	
	57	25	17	8		24	8		25	24		1		11	8684	
	59	3	3			3			3	3	1	1		3	4866	
	62	2				2			2	2				2	4866	
	63	13	10	3		13			13	13				2	7550	
	64	25	18	7		24	2		25	24				2	12478	
	65	22	21	6	1	27	2		27	26				6	12010	
	66	19	19			18			19	18				18	14944	
	67	12	11	1		12			12	12				1	9999	
	68	33	28	1	4	33			29	29		1	1	29	12072	
	69	9	8	1		9	6	4	9	9				5	2785	
	70	5	5			5	3	1	5	5				5	6100	
	71	2				2			2	2				2	5683	
	72	8	6	1		7	6	3	7	7				6	7200	
	73	1	5			5			5	5				5	12250	
	74	5	5			5			5	5				4	12250	
	75	5	5			5			5	5				4	12250	
	76	14	11	2		13			13	12			1	10	13800	
	77	12	11	1		12			12	12				10	15100	
	78	16	15	1		15			16	16				13	11884	
	80	15	13	2		15	8	1	15	15		1	2	12	5250	
	81	1				1			1	1				1	6333	
	84	3	3			3	2		3	3	1	1		3	4083	
	85	2				2			2	2				1	5000	
	86	7	6	1		7	1		7	7	1	1	1	4	4792	
	87	4	4			4			4	4				4	4078	
	88	16	13		1	15	7	2	13	13	2	2	1	13	4757	
	89	22	19	3		22	12		22	22		3	3500	19	4078	
	90	16	14	1		15	9	2	15	15		4	1	14	4757	
	91	1				1			1	1				1	10500	
	92	5	4	1		5			5	5				4	11928	
	93	8	7	1		8			8	8				7	11928	
	94	3	1	2		3			3	3				2	12000	
	95	20	13	6		19	1		19	18				10	12000	

¹For renter-occupied dwelling units and vacant nonseasonal not dilapidated units, for rent.
²For owner-occupied dwelling units and vacant nonseasonal not dilapidated units, for sale only.

Table 3.—CHARACTERISTICS OF HOUSING FOR CENSUS TRACTS, BY BLOCKS: 1950—Con.

Census tract	Block	All dwelling units by occupancy and tenure					All dwelling units by condition and plumbing facilities			Occupied dwelling units			Contract monthly rent ¹		Value ² of one-dwelling-unit structures	
		Total	Owner occupied	Renter occupied	Vacant non-seasonal not dilapid., for rent or sale	Other vacant and non-resident	Number reporting	No private bath or dilap.	No running water or dilap.	Total	Persons per room		Number reporting	Average monthly rent (dollars)	Number reporting	Average value (dollars)
											Number reporting	1.51 or more				
C-7	96	22	21	1											18	7,055
	97	40	38	1		1	22	1	22	22					20	7,550
	98	15	13	1		1	15	1	14	14	1			12	5,941	
	99	14	11	2		1	14		13	13		2		10	7,300	
	100	10	8	2			8	1	10	7		2		8	5,812	
	101	9	9				9	1	9	9				8	6,525	
	102	14	13			1	13	3	13	13	1			13	6,084	
	103	14	12	2			14	1	14	14		2		12	5,875	
	104	9	8	1			8	2	8	8				8	7,225	
	105	9	7	1		1	8	2	8	8		1		7	5,428	
	106	14	8	3		3	11	7	4	11	11	1	3	26.66	8	5,087
	107	7	5	2			7	3	1	7	7	1	1		5	6,600
	108	3	3				2			3	3				3	8,666
	109	2														
	110	2														
	111	1														
	112	7	5	2			6	2	1	7	6	2	2		2	
	113	19	18	1			19	1		19	19	1	1		16	7,512
	114	13	13				13			13	13				11	7,654
	115	12	11	1			11			12	12		1		10	5,710
	116	14	13	1			14			14	14	2	1		13	5,269
	117	13	13				12			13	13				13	7,046
	118	11	6	5			10	1		11	11		5	28.40	6	8,916
	119	14	13	1			14	1		14	14		1		12	7,308
	120	15	15				15			15	15				15	7,900
	121	8	8				8			8	8				8	8,862
	122	23	17	5		1	22			22	22		5	43.00	14	8,692
	123	2														
	126	2														
	127	12	7	3		2	9			10	9		2		7	12,428
	128	60	49	11			58	2	1	60	60		11	41.90	46	8,584
	129	30	24	6			30			30	30		6	42.66	24	9,458
	130	24	20	4			24	2		24	24		3	35.33	18	9,694
	131	18	18				18			18	17				18	7,933
	132	18	16	2			18			18	18		2		16	8,218
	133	16	14	2			15	2		16	16		2		12	7,700
	134	15	14	1			15	2	1	15	15				14	6,135
	135	11	9	1		1	11	4		10	8	1	1		8	7,925
	136	11	11				11	2	1	11	11				11	6,454
	137	17	16		1		17	4	1	16	16				16	5,437
	138	6	5	1			6	2		6	6		1		4	5,875
	139	4	4				4			4	4				4	6,875
	140	13	12	1			13	3	1	13	13	1			12	7,091
	141	13	9	4			13	2		13	13		4	39.25	8	9,725
	142	12	8	4			12	2		12	12		3	47.66	7	9,214
	143	11	9	2			10	1		11	11		1		8	8,437
	144	13	13				12			13	12				12	7,875
	145	2														
	146	6	6				6			6	6		3	30.00	6	9,500
	147	23	20	3			23	2		23	23		3		19	9,578
	148	23	22	1			23			23	23		1		20	10,050
	149	18	16	2			18			18	18		1		15	9,166
	150	9	7	2			8			9	9		1		7	10,642
	151	8	8				7			8	8				8	8,812
	152	33	29	4			32	6	2	33	32	1	4	20.00	26	9,634
	153	1														
	154	1														
	156	6	5			1	6			5	5				5	11,200
	157	6	5				6			5	5				5	11,800
	158	6	6				6			6	6				6	9,916
	159	1														
	160	17	15	2			17			17	17		1		14	12,178
	161	8	8				8			8	8				8	8,162
	162	2														
	163	3	3				3			3	3				3	9,000
	165	7	4	3			6			7	7		3	33.33	2	
	166	41	30	11			41	5		41	40	3	8	44.75	28	7,871
	167	20	17	3		1	19	4	3	19	19		2		17	4,729
	168	8	8				8			8	8				8	4,062
	169	6	5	1			6	1		6	6				3	5,000
	170	12	9	3			12	4	2	12	12	2	3	53.66	8	4,537
	171	8	7	1			8	1		8	8	1	1		7	4,814
	172	4	4				4			4	4				2	
	173	4	4				4			4	4				1	
	174	4	4				4			4	4				1	4,666
	175	16	15	1			16	1		16	15	1	1		15	5,180
	176	13	11	2			13	5	2	13	13	1	1		10	5,480
	177	15	9	6			15	5	2	15	14	3	5	35.80	7	6,000
	178	8	8				8	1		8	8				6	4,583
	179	10	10				10	1		10	10		1		10	5,150
	C-8	1	13	10	2		12	3	1	12	11	1	1		8	12,250
		2	4	3	1		4			4	4		1		3	14,666
		5	2													
		6	19	13	4	1	17	1	1	17	16		3	20.00	12	7,816
		7	14	14			14	9	5	14	13				14	5,428

¹For renter - occupied dwelling units and vacant nonseasonal not dilapidated units, for rent.
²For owner - occupied dwelling units and vacant nonseasonal not dilapidated units, for sale only.

HOUSING—BLOCK STATISTICS

Table 3.—CHARACTERISTICS OF HOUSING FOR CENSUS TRACTS, BY BLOCKS: 1950—Con.

Census tract	Block	All dwelling units by occupancy and tenure					All dwelling units by condition and plumbing facilities			Occupied dwelling units			Contract monthly rent ¹		Value ² of one-dwelling-unit structures	
		Total	Owner occupied	Renter occupied	Vacant non-seasonal not dilap., for rent or sale	Other vacant and non-resident	Number reporting	No private bath or dilap.	No running water or dilap.	Total	Persons per room		Number reporting	Average monthly rent (dollars)	Number reporting	Average value (dollars)
											Number reporting	1.51 or more				
C-8	12	14	10	4		13			14	14		4	6225	8	10650	
	13	1														
	17	1														
	19	641		633	7	1	638	1	1	633	631	9	633	3648		
	21	3	1	2			3			3	3		2		2	
	25	15	12	3			13	9		15	13	2	2		2	
	26	6	4	2			6	2		6	6		1		3	
	27	1														
	28	3	3				3	1		3	3				3	
	29	23	18	5			23	11	6	23	23	3	5	2660	17	
	30	4	2	2			4	3	1	4	4	1	2		1	
	31	9	9				9			9	9				9	
	33	8	5	3			8	5	3	8	6		3	2733	4	
	34	42	34	7	1		42	19	12	41	41	3	7	3057	32	
	35	27	24	2	1		27	7		26	26	3	2		20	
	36	11	11				11	3		11	11				10	
	37	10	9				10	10	5	9	8	1			9	
	38	51	48	3		1	50	5		51	51		3	3733	43	
	39	45	38	7			45	6	3	45	44	3	7	3714	35	
	40	27	20	7			27	7	4	27	27	1	6	3583	19	
	41	29	28	1			29	4	1	29	29	1	1		27	
	42	2														
D-1	1	14	8	6		14	3		14	12		4	2825	6	7083	
	2	72	30	41	1	69	18	9	71	69	2	5	360	17	6688	
	3	40	14	20	1	39	9		34	33			3850	10	7800	
	4	32	20	11		32	4		31	31	1		4127	13	8192	
	5	70	26	41	1	70	18		67	67			3265	20	6220	
	6	64	40	23	1	62	15	1	63	62	2	3	3895	26	6742	
	7	16	16	5		16	2		16	15			3450	8	5175	
	8	179	104	66	7	2	175	45	1	170	169	4	4	67	85	6401
	9	68	41	24	2	2	67	17	6	65	65	3	3	4173	30	6000
	10	67	40	24	3	1	66	28	9	64	63	1	24	4200	27	7296
	11	88	46	41	1		86	15	4	87	86		40	4082	39	6153
	12	34	23	11			34	10		34	34	2	40	3145	18	6800
	13	13	5	7	1		13	4		12	12		11	2987	3	4333
	14	45	37	8			45	5		45	45	2	7	4000	32	7509
	15	70	43	27			66	10		70	70		1	2668	33	8024
	16	78	45	31	1	1	77	14	1	76	75	2	30	3460	33	6463
	17	93	67	25	1	1	91	6	1	92	91		26	4000	51	7276
	18	42	27	15			42	5		42	42		1	4091	19	8263
	19	33	21	11	1		33	5		32	32	1	10	4700	17	7617
	20	28	25	3			28	3		28	28		3	4500	22	8377
	21	25	15	10			25	2		25	25		9	3342	13	7115
	22	39	13	25	1		39	7	1	38	38	4	30	3200	6	8415
23	30	12	18			30	9		30	30	1	2	3578	8	6875	
D-2	1	37	21	15		37	11		36	36	1	13	4784	14	6964	
	2	60	27	33		66	18		67	66		23	3913	42	6366	
	3	60	31	28	1	59	16		59	58	2	25	3360	19	5663	
	4	67	31	36		66	14		67	66	1	31	4229	18	6055	
	5	81	34	45	1	1	80	18	4	79	79	3	42	3819	22	5322
	6	44	23	20	1	1	43	12	1	43	43		16	3650	17	7011
	7	49	30	19			49	11		49	47	1	18	3566	24	6933
	8	48	27	21			47	8		48	47		21	3838	17	6117
	9	73	48	24	1		67	17		72	72		24	4329	39	7469
	10	30	21	8	1		30	1		29	29		8	3162	17	6882
	11	33	27	6			33	6	1	33	33	2	6	3000	23	6878
	12	30	19	11			29	8		30	30	1	11	4118	12	7333
	13	31	25	6			31	4		31	31		6	3833	16	6000
	14	49	30	16	1	2	48	14		46	44	2	15	2713	19	6710
	15	48	35	13			48	9		48	48		13	3323	30	7010
	16	50	32	18			50	9		50	50		17	4017	29	7034
	17	47	32	15			47	7		47	47		12	3841	28	7100
	18	48	39	9			47	6		48	47		9	3477	30	6426
	19	20	17	3			19	2		20	19		3	4166	14	6950
	20	63	24	38	1		63	4		62	62	1	38	3002	19	6563
	21	13	12		1		13			12	12				10	4870
	22	25	19	6			24	3		25	24	1	5	2680	16	6381
23	51	28	22		1	51	15		50	50	1	21	3566	18	5844	
24	36	33	3			36	2		36	36	1	2		31	5712	
25	19	18	1			19	2		19	18		1		17	5811	
26	16	15	1			16	1		16	16		1		14	6021	
27	90	70	20			89	12		90	88	1	19	4989	56	6214	
28	67	53	14			66	12	1	67	66	1	12	4183	42	6476	
D-3	1	35	20	15		35	2	1	35	35	3	7	3526	19	5578	
	2	28	18	10		26	7	1	28	27	1	13	3670	16	5781	
	3	31	20	11		30	7		31	31	2	27	2918	14	4892	
	4	24	11	13		24	15	1	24	24	3	3	3084	6	5083	
	5	33	23	10		33	7		33	32	1	19	3300	18	6011	
	6	61	21	40		61	32		61	61	3	3	2090	14	5228	
	7	38	22	16		38	22	9	38	38	7	34	2842	15	4200	

¹For renter-occupied dwelling units and vacant nonseasonal not dilapidated units, for rent.

²For owner-occupied dwelling units and vacant nonseasonal not dilapidated units, for sale only.

Table 3.—CHARACTERISTICS OF HOUSING FOR CENSUS TRACTS, BY BLOCKS: 1950—Con.

Census tract	Block	All dwelling units by occupancy and tenure					All dwelling units by condition and plumbing facilities			Occupied dwelling units			Contract monthly rent ¹		Value ² of one-dwelling-unit structures			
		Total	Owner occupied	Renter occupied	Vacant non-seasonal not dilap., for rent or sale	Other vacant and non-resident	Number reporting	No private bath or dilap.	No running water or dilap.	Total	Persons per room		Number reporting	Average monthly rent (dollars)	Number reporting	Average value (dollars)		
											Number reporting	1.51 or more					Occupied by non-white	
0-3	10	115	43	72			114	18	115	114	15	103	70	3371	29	4827		
	11	44	30	14			42	5	44	44	2	6	14	3114	25	4628		
	12	44	18	26			42	8	44	44	1	6	26	3330	13	5692		
	13	30	21	9			30	14	30	30	1	5	9	2500	19	6205		
	14	41	20	20		1	39	5	40	40	1	6	14	3492	14	4714		
	15	72	26	46			71	5	72	62	1	9	42	2964	15	4300		
	16	58	30	27	1		56	2	57	57	1	4	24	3337	22	4386		
	17	40	13	25	1		40	30	15	38	3	2	26	2965	6	2466		
	18	1				1												
	19	47	23	23	1		47	16	5	46	46	9	17	20	3880	13	5484	
	20	26	10	14		2	26	15		24	24	5	14	14	4157	8	6125	
	21	7		7			7	6		7	7		4	7	1628			
	22	13		11		2	12	10	2	11	11		10	5	3150			
	23	7	1	6			7	9		7	7		5	2	2760	1		
	24	9		3			9	2		9	9		2	2		3	6166	
	25	19	10	8	1		19	12	1	18	18		8	8	3187	6	5666	
	26	22	2	19	1		22	15	1	21	21	3	17	8	3000			
	27	18	8	10			17	11	10	18	17		10	10	3610	4	4250	
	28	20	3	17			20	2	1	20	20	1	14	14	3800	1		
	29	21	11	8	1	1	21	10	3	19	19	1	3	8	3887	7	4514	
	30	55	28	27			54	20	3	55	55	2	17	26	2888	23	3239	
	31	22	14	8			22	10	1	22	22	3	3	7	3557	9	4477	
	32	31	14	17			31	21	13	31	31	2	4	16	2531	9	4500	
	33	38	19	15	1	3	38	22	17	34	34	3	6	16	3750	14	3571	
	0-4	1	44	34	10		42	14	1	44	44	1	6	8	3037	25	6640	
		2	52	31	19		52	19		50	50	2	6	18	3844	23	5708	
		3	71	32	38	2		70	3	70	70	2	7	38	4065	21	6823	
		4	59	31	28	5	1	57	14	5	53	51	2	23	4078	22	6677	
		5	76	36	40			76	25	76	76	6	2	40	3782	27	5629	
		6	52	21	26	1	4	52	17	11	47	47	2	13	27	3207	14	5707
		7	55	1	4			55	3		5	5		4	2			
		8	2	1				2	3		3	3		2				
		9	3					3			3	3		1				
10		128	50	75	3		128	71		125	125	3	75	3652	26	6257		
11		75	42	32		1	75	30		74	73		31	4138	23	7065		
12		52	22	29			51	28		51	51	1	27	3870	9	7333		
13		39	24	15		1	39	15		39	39	1	13	3830	14	7000		
14		31	24	7			31	3		31	31		7	4828	19	7263		
15		46	35	11			46	7		46	46	1	9	3366	28	7567		
16		64	38	26			64	6		64	64	1	25	3956	28	7160		
17		52	39	13			52	7	2	52	50		12	4041	31	7764		
18		34	15	19			34	2		34	34	1	19	3684	9	10544		
19		56	36	19			55	5	1	55	55	2	18	3177	29	9055		
20		16	13	3		1	16	1		16	16	1	3	4933	11	6554		
21	48	39	9			48	8		48	47		9	4066	30	7526			
22	34	22	12			34	1		34	34		12	4450	14	9800			
23	27	17	9		1	27	5		26	26		10	3140	16	8206			
24	48	18	29	1		48	20		47	46	3	28	3878	11	7645			
0-5	1	20	13	7		20	2		20	20	1	7	7	3814	10	4180		
	2	28	19	8		27	5	1	27	27		7	16	4414	16	7006		
	3	22	21	1		22	2		22	22		1	20	7475				
	4	30	25	5		29	8		30	29		4	20	3475	20	7190		
	5	41	26	15		41	6		41	41	1	14	15	3085	15	6500		
	6	7	3	4			7	1		7	7		3	7133	3	9666		
	7	45	27	18		45	14	1	45	45	1	17	21	4035	21	7571		
	8	32	19	12		1	32	12		31	31		12	4550	14	6328		
	9	39	27	12			39	7		39	35	2	11	3154	24	6633		
	10	51	37	14		50	14		51	51	1	14	14	4385	27	6111		
	11	34	27	7		33	6		34	33		7	7	3800	20	6470		
	12	45	35	10		45	12		45	45	1	1	6	3633	29	8500		
	13	18	17			1	18			17	16		17	9411				
	14	29	25	3		28			28	26		3	3	3833	22	8604		
	15	26	22	4		25	2		26	26		4	4	3625	18	8900		
	16	29	29			29			29	26		3	3	3833	22	8604		
	17	78	64	14	1	77	5		78	78	43	1	15	3486	24	7095		
	18	40	31	9		40	13		40	40		13	13	4323	57	7259		
	19	34	27	7		34	8		34	34		8	8	4075	26	6711		
	20	66	53	29		64	11		66	61		1	26	4233	21	8576		
	21	38	23	14		37	6		37	37		13	13	3707	12	7825		
22	30	22	8		30	6		30	30		8	8	3300	19	7010			
23	39	33	6		39	5		39	37	1	1	30	3660	30	8610			
24	21	19	2		21			21	21		2	2	3800	18	8255			
25	21	18	2		21	2		21	20		2	2	3800	16	8255			
26	37	20	17		37	3		37	33		13	13	4233	20	8330			
27	13	13			13			13	13		13	13	13	13	13	13		
28	19	14	5		19	3		19	19		5	5	3600	10	8400			
29	19	18	1		19	2		19	19		1	1	1	1	1	8758		
30	6	5			6			6	5		4	4	4	4	4	9000		
31	3	3			3			3	3		3	3	3	3	3	9000		
0-6	1	22	19	3		22			22	22	1	3	3	3066	19	6936		

¹For renter-occupied dwelling units and vacant nonseasonal not dilapidated units, for rent.
²For owner-occupied dwelling units and vacant nonseasonal not dilapidated units, for sale only.

Table 3.—CHARACTERISTICS OF HOUSING FOR CENSUS TRACTS, BY BLOCKS: 1950—Con.

Census tract	Block	All dwelling units by occupancy and tenure					All dwelling units by condition and plumbing facilities			Occupied dwelling units				Contract monthly rent ¹		Value ² of one-dwelling-unit structures	
		Total	Owner occupied	Renter occupied	Vacant non-seasonal not dilap., for rent or sale	Other vacant and non-resident	Number reporting	No private bath or dilap.	No running water or dilap.	Total	Persons per room		Occupied by non-white	Number reporting	Average monthly rent (dollars)	Number reporting	Average value (dollars)
											Number reporting	1.51 or more					
D-6	2	20	15	5					20	1	1						
	3	57	32	33					57	7	1						
	4	65	27	33					65	7	1						
	5	99	77	30					99	9	1						
	6	22	17	5					22	2	1						
	7	22	16	6					22	2	1						
	8	61	40	21					61	4	4						
	9	44	31	13					44	2	2						
	10	17	16	1					17	1	1						
	11	25	19	6					25	3	2						
	12	25	23	2					25	5	1						
	13	25	22	3					25	7	1						
	14	24	19	5					24	8	2						
	15	22	17	5					22	2	2						
	16	55	4	51					55	7	2						
	17	35	26	9					35	5	1						
	18	22	18	4					22	2	1						
	19	22	20	2					22	2	2						
	20	22	22		1				22	1	2						
	21	30	22	8					30	2	1						
	22	19	14	4		1			19	2	1						
	23	22	22						22	2	1						
	24	27	21	6					27	2	2						
	25	33	24	9					33	5	1						
	26	33	28	5					33	3	1						
	27	33	28	5					33	3	1						
	28	49	44	5					49	4	1						
	29	44	38	6					44	4	1						
	30	30	22	8					30	3	1						
	31	38	35	3					38	3	1						
	32	26	24	2					26	2	2						
33	27	27						27	10	1							
34	46	32	14	1				46	4	1							
35	11	11						11	2	1							
36	22	19	3					22	2	1							
37	22	19	3					22	4	1							
38	22	19	3					22	4	1							
39	44	44						44	4	1							
40	41	34	7					41	3	1							
42	22	22						22	2	1							
43	39	38	1					39	3	2							
44	29	26	3					29	10	2							
45	10	10						10	8	1							
46	46	28	18	2	5			46	4	3							
47	30	28	2					30	4	1							
48	44	44						44	6	1							
49	46	46						46	4	1							
50	11	11						11	1	1							
51	22	22						22	1	1							
52	22	22						22	2	1							
53	20	20						20	2	1							
54	22	22						22	2	1							
55	22	22						22	2	1							
56	22	22						22	2	1							
57	22	22						22	2	1							
58	11	11						11	1	1							
59	60	46	14					60	6	1							
60	1	1						1	1	1							
D-7	1	22	20	2				22	2	2							
	2	25	22	3				25	7	1							
	3	22	22					22	3	1							
	4	33	33					33	3	1							
	5	11	11					11	1	1							
	6	33	31	2				33	1	1							
	7	44	44					44	4	1							
	8	30	30					30	3	1							
	9	30	30					30	3	1							
	10	36	36					36	2	2							
	11	30	30					30	3	1							
	12	22	22					22	2	2							
	13	22	22					22	2	2							
	14	27	27					27	2	2							
	15	33	33					33	3	4							
	16	26	26					26	2	1							
	17	47	40	7				47	4	1							
18	33	33					33	3	1								
19	36	34	2				36	3	1								
20	11	11					11	1	1								
21	40	22	18				40	3	1								
22	38	38					38	9	1								
23	51	51					51	5	1								
24	30	30					30	3	1								
25	13	13					13	3	1								
26	15	15					15	3	1								
27	15	15					15	3	1								
28	24	24					24	2	1								

¹For renter - occupied dwelling units and vacant nonseasonal not dilapidated units, for rent.
²For owner - occupied dwelling units and vacant nonseasonal not dilapidated units, for sale only.

Table 3.—CHARACTERISTICS OF HOUSING FOR CENSUS TRACTS, BY BLOCKS: 1950—Con.

Census tract	Block	All dwelling units by occupancy and tenure					All dwelling units by condition and plumbing facilities			Occupied dwelling units			Contract monthly rent ¹		Value ² of one-dwelling-unit structures		
		Total	Owner occupied	Renter occupied	Vacant non-seasonal not dilap., for rent or sale	Other vacant and non-resident	Number reporting	No private bath or dilap.	No running water or dilap.	Total	Persons per room		Number reporting	Average monthly rent (dollars)	Number reporting	Average value (dollars)	
											Number reporting	1.51 or more					Occupied by non-white
D-7	29	22	22						22	22					22	10,522	
	30	28	26	2				2	28	28			2		24	10,312	
	31	42	30	12				9	42	42			11	5,209	21	10,714	
	32	33	28	5					33	32			5	5,080	27	9,444	
	33	28	28						28	28					26	9,461	
	34	35	31	4					35	35			3	5,166	27	10,933	
	35	21	19	1				1	21	20			1		16	11,625	
	36	31	24	6					27	30			5	4,020	22	11,659	
	37	18	16	2					15	18			1		13	13,153	
	38	21	14	7					21	21	1		7	3,714	9	10,888	
	39	20	20						20	20					18	11,555	
	40	18	14	4					18	18			2		13	11,592	
	41	41	34	6				1	39	40			4	5,125	24	9,708	
	42	36	25	11					36	35			11	3,763	16	9,812	
	43	33	21	12					32	33	1		12	4,208	12	10,000	
	44	10	5	5					8	10			5	3,880	3	9,333	
	45	21	15	6					20	21			6	3,966	9	8,555	
	46	32	28	4					30	32			4	3,875	25	12,760	
	47	1															
	50	12	5	7					12	12			6	3,283	5	10,860	
	51	18	16	2					18	18			2		14	10,714	
	52	18	15	2				1	18	17			3	4,533	12	10,575	
	53	16	15	1					16	16			1		14	9,464	
	54	20	8	11				1	20	19			11	3,618	6	9,833	
	55	17	16	1					17	17	1		1		15	10,766	
	56	15	12	3					15	15			3	4,800	10	9,200	
	57	21	21						20	21					18	10,444	
	58	29	28	1					29	29					28	13,892	
	59	30	29	1					30	30					29	10,810	
	60	18	16	2					18	18			2		16	10,687	
	61	13	12	1					13	13			1		11	11,618	
	62	9	9						9	9					8	11,375	
	63	8	6	2					8	8			1		6	17,666	
	64	12	11	1					12	11					11	9,836	
	65	13	13						13	13					13	9,869	
	66	5	5						5	5					5	9,540	
	67	2															
	68	5	5						5	5							
	69	2															
	70	19	18	1					19	19			1		17	9,929	
	71	21	21						20	21					20	9,435	
	72	1															
	73	1															
	74	4	3	1					4	4			1		3	11,766	
	75	6	6						6	6					6	11,000	
	76	8	7	1					8	8			1		7	11,285	
	77	9	8	1					9	9			1		8	11,500	
	78	25	23	2					25	25			2		22	10,613	
	79	27	26	1					26	27			1		24	9,875	
	80	19	15	4					18	19			4	3,700	14	13,321	
82	18	15	2					18	17			2		15	17,466		
83	25	22	1					25	23			1		22	14,590		
84	39	25	13					38	37			13	4,730	21	14,071		
85	22	17	3					21	20			3	4,433	15	12,200		
86	28	24	4					28	28			4	6,325	22	13,745		
87	17	15	1					17	16			1		13	11,807		
88	26	24	2					26	26			2		23	12,434		
89	20	18	2					20	20			1		16	10,156		
90	22	21	1					22	22			1		21	10,076		
D-8	2	8	8					8	8					8	9,500		
	3	3	1	2				3	3			2					
	4	11	11					11	11					10	11,150		
	5	4	4					4	4					4	12,800		
	6	15	14	1				14	14			1		12	11,500		
	7	6	5	1				6	6			1		5	13,400		
	8	2															
	10	19	18	1					19	19			1		18	11,405	
	11	14	14						14	14					14	10,557	
	12	17	16	1					17	17			1		16	9,875	
	13	16	14	2					16	16			2		14	9,750	
	14	16	6	9					15	15			8	3,237	5	8,300	
	15	12	10	1					12	11			1		9	9,111	
	16	16	14	2					16	16			2		14	9,857	
	17	13	13						13	12					10	8,750	
	18	13	11	1					12	12			1		11	8,500	
	19	37	36	1					37	36			1		34	8,826	
20	21	20	1					21	21			1		20	9,615		
21	32	31	1					32	32			1		29	10,155		
22	15	15						15	15					15	10,926		
23	18	16	2					17	18			1		15	10,200		
24	17	17						15	16					16	10,875		
25	16	14	2					16	16			2		14	11,607		
26	20	18	2					20	18			2		16	11,593		
27	18	17	1					17	18			1		17	10,341		
29	30	27	3					29	29	1		3	4,266	24	10,750		

¹For renter - occupied dwelling units and vacant nonseasonal not dilapidated units, for rent.
²For owner - occupied dwelling units and vacant nonseasonal not dilapidated units, for sale only.

Table 3.—CHARACTERISTICS OF HOUSING FOR CENSUS TRACTS, BY BLOCKS: 1950—Con.

Census tract	Block	All dwelling units by occupancy and tenure					All dwelling units by condition and plumbing facilities			Occupied dwelling units			Contract monthly rent ¹		Value ² of one-dwelling-unit structures	
		Total	Owner occupied	Renter occupied	Vacant non-seasonal not dilap., for rent or sale	Other vacant and non-resident	Number reporting	No private bath or dilap.	No running water or dilap.	Total	Persons per room		Number reporting	Average monthly rent (dollars)	Number reporting	Average value (dollars)
											Number reporting	1.51 or more				
D-8	30	29	29						29	29	3			28	10,750	
	31	28	28						28	28	1			28	10,285	
	32	18	18						18	18				18	9,733	
	33	4	4						4	4				4	9,125	
	34	14	14						14	14				13	9,430	
	35	24	24						24	24	1			23	9,847	
	36	24	22	2					24	24		2		22	10,386	
	37	24	23	1					24	23			2	21	10,333	
	38	21	21						21	21				20	10,830	
	39	23	20	3					23	23		1		19	12,963	
	40	19	18			1			19	18				18	13,372	
	41	26	26						26	26				26	15,380	
	42	31	28	3				2	31	31			3	26	12,442	
	43	23	20	3				1	23	23	1		2	20	10,680	
	44	27	27						27	27				27	9,992	
	45	32	32						32	32				32	9,781	
	46	26	24	1		1			26	25			1	24	9,987	
	47	28	26	2					28	28				25	12,720	
	48	17	16	1					17	17			1	15	10,100	
	49	13	11	2					13	13			2	11	9,409	
	50	10	8	2					10	10				7	15,785	
	51	11	10	1					11	11	1			10	8,920	
	52	9	9						9	9				9	6,966	
	53	4	2	1		1			4	3			1	2		
	54	2							2	2				2		
	55	9	9						9	9				9	9,500	
	56	15	12		1	2			15	12				13	10,600	
	57	8	8						8	8				8	9,250	
	58	11	7	2		2			11	9			2	7	11,214	
	59	18	18						18	18				18	11,083	
	60	22	19	2		1			22	21			2	19	12,710	
	61	21	19	2					21	21	3		2	18	12,472	
	62	14	13			1			14	13				13	14,961	
	63	16	15			1			16	15				14	14,535	
	64	18	18						18	18				18	10,400	
	65	20	19	1					20	20			1	19	10,578	
	66	23	23						23	23				23	10,286	
	67	26	21	3		2			26	24	1	1	3	21	10,100	
	68	24	19	4	1				24	23			4	19	14,073	
	69	2							2	2				2		
	72	11	10	1					11	11				9	10,944	
	73	15	14	1					15	15		1	3	11	10,700	
	74	16	16						16	16				16	11,281	
	75	17	15	1		1			17	16			1	15	13,553	
	76	21	21						21	21				21	12,928	
	77	16	11	5					16	16			5	11	10,272	
	78	7	6	1					7	7			1	6	10,833	
	79	19	12	5	1	1			19	17	4	3	1	12	9,041	
	80	9	9						9	9				9	8,888	
	81	7	7						7	7				6	9,366	
	82	9	7	2					9	9			2	7	9,928	
	83	12	12						12	12				10	11,000	
	84	4	4						4	4				3	11,333	
	85	10	9	1					10	10			1	7	12,000	
	86	9	8	1					9	9			1	7	15,785	
	88	3	3						3	3	2	1		3	5,833	
	89	6	6			1			6	5	1			5	5,400	
	90	5	5						5	5				5	9,000	
	91															
	93	1							1							
	94	1							1							
	95	4		4					4	4		2		4	4,250	
	96	8	8						8	8				8	10,312	
	97	11	8	2		1			11	10		1	2	8	9,375	
	98	10	9	1					10	10		1	1	8	8,937	
	99	17	16			1			17	16				16	9,106	
	100	2							2							
	101	2							2							
	102	3		3					3							
104	1							1	3				3	7,833		
107	1							1								
109	2							2								
E-1	1	125	92	30	1	2		122	8	1		27	39.40	82	8,956	
	2	4	3	1				4	2			1		2		
	3	22	20	2				22				2		19	9,968	
	4	10	10					10						10	7,440	
	5	5	5					5						5	11,000	
	7	117	91	21	2	3		116	27	14		14	42.35	81	7,516	
	8	4	4					4	4	3				4	5,250	
	10	2						2								
	11	13	9	4				13	2	1			4	8	5,562	
	12	16	13	3				16					3	13	6,138	
13	4	4					4						4	8,250		
14	26	22	4				24	1				4	20	7,935		

¹For renter - occupied dwelling units and vacant nonseasonal not dilapidated units, for rent.

²For owner - occupied dwelling units and vacant nonseasonal not dilapidated units, for sale only.

Table 3.—CHARACTERISTICS OF HOUSING FOR CENSUS TRACTS, BY BLOCKS: 1950—Con.

Census tract	Block	All dwelling units by occupancy and tenure					All dwelling units by condition and plumbing facilities			Occupied dwelling units			Contract monthly rent ¹		Value ² of one-dwelling-unit structures	
		Total	Owner occupied	Renter occupied	Vacant non-seasonal not dilap., for rent or sale	Other vacant and non-resident	Number reporting	No private bath or dilap.	No running water or dilap.	Total	Persons per room		Number reporting	Average monthly rent (dollars)	Number reporting	Average value (dollars)
											Number reporting	1.51 or more				
E-1	15	15	13	1	1	15			14	14		1		13	9,323	
	16	12	11	1		12	2		12	12		1		10	8,750	
	17	21	19	2		21			21	21		2		19	8,763	
	18	5	4	1		5	2		5	5		1		4	7,000	
	19	1				1										
	20	19	10	9		19	2		19	19		7	41.71	6	9,500	
	21	11	11			11			11	11				10	9,250	
	22	10	9	1		9	1		10	10		1		8	10,725	
	23															
	24	1				1										
	25	4	3			4		1	3	3				3	9,166	
	26															
	27	1				1										
	28	4				4										
	29	1				1										
	30	2				2										
	31	3	2			3			3	3		1		1	5	10,800
	32	5	5			5			5	5				9	7,977	
	33	16	11	3		16	1		14	14	1	2		9	5,430	
	34	9	7	1		9	3	2	9	9	2	11	46.36	6	9,826	
	35	3	2	1		3			3	3	2	1		2	9,826	
	36															
	37	2				2										
	38	12	12			12	1		12	12					12	7,883
	39	6	5			6	2		6	6		1		4	6,750	
	40	7	5	2		7			7	7		2		4	5,750	
	41															
	42															
	43															
	44															
	45		5			4	4	2	5	5					1	
	46	4	4			4			4	4					4	4,875
	47	4	4			4	2		6	6		2		3	6,166	
	48	6	5	1		6	2	1	6	6	1			5	4,900	
	49															
	50	6				6										
	51	9	6	1		9	4	3	7	7		1		6	5,050	
	52	3	3			3	3	1	6	6		3	46.00	2		
	53	17	14	3		17	4	2	17	17		2		13	3,769	
	54	3	2	1		3	2	1	3	3		1		2		
55																
56	1				1											
57	2	1	1		2	7	5	2	2	1	4	40.75	14	4,878		
58	3	2	1		3	1	1	3	3		2		5	5,200		
59																
60	2	2			2			2	2		2		19	6,131		
61	2	2			2			2	2		3	43.00	23	6,456		
62	3	3			3			3	3		5	43.40	22	6,395		
63	16	13	3		16	1		16	16		3	46.00	12	6,208		
64	9	9			9			9	9				9	6,222		
65	2	2			2	15	6	2	2	4	2		21	4,357		
66	5	4	1		5			5	5				4	5,875		
67																
68	1	1			1			1	1		2		6	5,416		
69	10	7	2		10		1	9	9							
70	3	1	2		3	1	1	3	3							
71	2				2											
72	2	1	1		2	7	1	2	2		7	44.57	9	6,555		
73	6	5	1		6	1	1	6	6		1		5	5,780		
74	5	5			5			5	5				5	7,000		
75	1	1			1	2		1	1		5	46.20	9	7,277		
76	2	1	1		2	7		2	2		9	36.88	7	7,785		
E-2	1	2			2											
	3	16	10		6			16	16		1	23	30.86	1		
	4	10	3		7			10	10				5	4,400		
	5	3						3	3		3		6	29.83		
	6	20	14					20	20				14	35.85		
	7	6	5					6	6		1		27	37.14		
	8	4	3					4	4				8	33.75		
	9	6	5					6	6				13	39.53		
	10	3	3					3	3		1		6	40.33		
	11	8	6					8	8				17	31.64		
	12	4	3					4	4				11	46.54		
	13	17	13					17	17				3	51.66		
	14	3	2					3	3				6	56.33		
	15	2	2					2	2				4	36.75		
	16	3	3					3	3				4	59.25		
	17	6	5					6	6				16	43.81		
	18	4	3					4	4				14	45.35		
	19	1	1					1	1				4	33.25		
	20	1	1					1	1				1			
	21	4	2					4	4				2	38.45		
	22	7	5					7	7				2			
	23															
	24	11	8					11	11					3	29.66	
	25	10	8					10	10					1	7,828	
	26	4	3					4	4					16	8,050	
	27	2	1					2	2					3	4,500	
	28	2	2					2	2					3	9,411	
	29	3	3					3	3					5	8,237	
	30	8	8					8	8					7	8,666	
	31	1						1	1					5	9,000	
32	2	1					2	2					7	7,726		
33	8	8					8	8					3	36.66		
34	2	2					2	2					3	36.66		

¹For renter - occupied dwelling units and vacant nonseasonal not dilapidated units, for rent.
²For owner - occupied dwelling units and vacant nonseasonal not dilapidated units, for sale only.

Table 3.—CHARACTERISTICS OF HOUSING FOR CENSUS TRACTS, BY BLOCKS: 1950—Con.

Census tract	Block	All dwelling units by occupancy and tenure					All dwelling units by condition and plumbing facilities			Occupied dwelling units			Contract monthly rent ¹		Value ² of one-dwelling-unit structures	
		Total	Owner occupied	Renter occupied	Vacant non-seasonal not dilap., for rent or sale	Other vacant and non-resident	Number reporting	No private bath or dilap.	No running water or dilap.	Total	Persons per room	Occupied by non-white	Number reporting	Average monthly rent (dollars)	Number reporting	Average value (dollars)
E-2	31	78	67	8	3	78	5	1	75	75			11	46.63	62	10,182
	32	19	17	2		19	1		19	19			5		17	9,205
	33	32	27	5		32	4		32	32			1	37.80	22	8,150
	34	46	35	10	1	46	10		45	45			1	36.90	30	9,330
	35	3	2		1	3			2	2					2	
	36	121	4	116	1	120			120	120	1		117	35.39	3	9,500
	37	2				2			2	2						
	38	26	24	2		26	4		26	26			2		22	9,886
	39	29	24	4	1	29	2		28	28			4	47.50	23	10,282
	40	22	21	1		22			22	22			1		20	11,050
	41	20	17	3		20			20	20			3	45.33	17	10,588
	E-3	2	20	5	14	1	19	12	4	19	18			13	41.00	3
3		186	101	79	5	186	50	4	180	180	1	1	79	36.83	65	6,843
4		40	32	8		40	12		40	40			8	35.25	24	7,695
5		45	34	11		45	7	1	45	45	1		11	40.90	26	7,584
6		39	24	15		39	5		39	39			14	34.92	20	6,100
7		53	42	11		53	8		53	53			11	35.81	35	6,565
8		13	12	1		13			13	13			1		11	7,318
11		44	32	11		43	6	1	43	42			10	45.70	26	6,788
12		14	12	1		14	1		13	13			1		10	7,400
13		29	14	14		28	5		28	28		2	14	41.71	10	7,400
14		118	71	47		118	12	2	118	117	1		43	39.83	48	7,235
15		114	56	55	3	113	40		111	110	1	4	53	42.50	28	7,857
16		20	13	7		20	2		20	20			1	50.33	10	6,790
17		52	23	29		52			52	52			2	43.53	11	6,900
18		33	2	27	2	31	25	10	29	29			4	32.55		
20		49	20	29		48	13		49	46			28	41.50	10	7,200
21		64	33	31		64	27		64	64			2	34.36	23	7,695
22	40	21	19		40	9		40	40			19	35.21	13	7,576	
23	61	29	28	2	60	11		57	56			25	35.36	22	7,522	
24	58	25	33		56	19		58	57	5		31	42.00	16	8,250	
25	71	31	34	4	69	20		65	65			35	33.17	21	7,690	
26	37	11	26		37	8		37	37	1		23	33.69	6	6,800	
27	17		17		16	7	1	17	17			16	19.25			
E-4	1	18	14	2	1	18			16	16			2		14	9,928
	2	18	18			18			18	18					18	9,055
	3	43	39	4		43	3		43	43			3	28.00	38	9,078
	4	54	53	1		54			54	54			1		52	9,221
	5	49	45	4		49	1		49	49			3	33.00	42	9,033
	6	8	8			8			8	8					8	9,937
	7	16	15	1		16			16	16			1		14	9,492
	8	12	10	1		12	1	1	11	11			1		10	8,950
	9	13	13			13			13	13			1		12	9,750
	10	15	12	3		15			15	15			3	35.66	12	8,600
	11	9	7			9			7	7					7	7,285
	12	3	2	1		3			3	3			1		2	
	13	12	12			10			12	12					12	8,333
	14	6	6			5			6	6					6	7,666
	15	11	11			11	1	1	11	11					10	7,400
	16	9	8	1		9			9	9			1		8	7,250
	17	32	30	2		31			32	32			2		29	7,482
	18	17	17			15			17	17	1		1		17	7,905
	19	7	5	1		7	1		6	6			1		4	10,500
	20	37	28	8		36	3		36	33	1		6	44.66	22	7,995
	21	10	10			10			10	10					8	7,312
	23	17	16	1		15	2		17	15	1				15	5,706
	24	2				2			2	2						
25	3	2	1		3	2		3	3			2				
26	20	16	4		17	2		20	19			4	28.00	15	11,540	
27	18	17	1		17	1		18	18	1		1		16	8,593	
28	27	21	5	1	23			26	24			5	46.00	18	8,533	
29	29	24	3	2	28	3		27	26			2		21	8,276	
30	23	20	3		21	5		23	23	1		3	35.66	17	7,347	
31	22	21	1		22	2		22	22	2		1		20	7,115	
34	12	12			11	9		12	12	2				12	3,041	
35	14	13		1	13			13	12	3				12	3,241	
36	16	14	2		16	2		16	16					12	7,791	
37	24	22	2		24	4		24	24			2		20	9,075	
38	37	18	19		36	5	1	37	37			18	31.72	15	8,220	
39	40	31	8	1	39	6		39	39			8	30.25	26	8,403	
40	31	25	6		30			31	31	2		5	36.40	21	8,757	
41	16	11	4		16	3		15	15			4	37.25	8	7,487	
42	8	5	1		8			6	6			1		5	8,320	
43	34	25	9		33	5		34	34			8	38.87	17	8,911	
44	38	30	8		38	6		38	38			6	40.00	27	7,059	
45	44	34	9	1	41	2		43	43			9	43.22	30	6,286	
46	11	11			11	1		11	11					10	5,800	
47	8	8			7	1		8	8			1		8	5,000	
48	3	1	2		3			3	3			2		1		
49	22	19	3		22			22	22			2		18	7,805	
50	36	30	6		36	8	3	36	36			6	42.83	25	6,356	
51	36	24	9	1	36	7	4	33	33	1		7	36.00	22	6,522	

¹For renter - occupied dwelling units and vacant nonseasonal not dilapidated units, for rent.

²For owner - occupied dwelling units and vacant nonseasonal not dilapidated units, for sale only.

Table 3.—CHARACTERISTICS OF HOUSING FOR CENSUS TRACTS, BY BLOCKS: 1950—Con.

Census tract	Block	All dwelling units by occupancy and tenure					All dwelling units by condition and plumbing facilities			Occupied dwelling units			Contract monthly rent ¹		Value ² of one-dwelling-unit structures	
		Total	Owner occupied	Renter occupied	Vacant non-seasonal not dilap., for rent or sale	Other vacant and non-resident	Number reporting	No private bath or dilap.	No running water or dilap.	Total	Persons per room		Number reporting	Average monthly rent (dollars)	Number reporting	Average value (dollars)
											Number reporting	1.51 or more				
E-4	52	14	8	6		14	2		14	14		3	32.00	6	8,500	
	53	20	14	6		20			20	20	1	5	40.60	12	7,458	
	54	28	14	14		27			28	27		12	32.16	11	8,454	
	55	12	10	2		12			12	12		1		8	7,437	
	56	30	21	8	1	29	4	3	29	28		9	30.44	21	6,300	
	57	48	35	13		47	3		48	48	1	11	39.72	29	6,396	
	58	31	21	8	2	30	9		29	29		8	34.25	18	7,194	
	59	35	31	4		35			35	35		3	57.66	25	6,996	
	60	45	25	17	3	43	4		42	41		15	54.80	16	8,418	
	61	37	26	10	1	37	9		36	36		9	35.00	20	8,040	
	62	36	24	11	1	36	4		35	35		10	35.40	18	7,900	
	63	36	28	8		34	2		36	33		5	33.40	24	7,750	
	64	38	31	7		38	7		38	38		7	37.28	26	8,388	
	65	29	24	5		29			29	29		5	50.60	21	8,795	
	66	34	29	4	1	33	2		33	32		5	61.60	24	8,937	
	67	32	20	11	1	32	7	1	31	31		11	38.54	17	7,835	
	68	39	28	11		39	6		39	36		10	40.20	21	8,009	
	69	44	27	17		44	4		44	44		16	38.68	20	8,625	
	70	35	14	20	1	35	13		34	34		21	40.95	11	7,772	
	E-5	1	20	15	4		20	2		19	19		3	30.33	14	10,214
2		17	15	2		17	2		17	17		2		14	8,828	
3		10	10			10			10	10				10	7,950	
4		13	13			13			13	13				13	9,730	
5		7	7			7			7	7				7	7,928	
6		33	30	2		33			32	32		1		30	9,206	
7		5	4	1		5			5	5		1		3	11,166	
8		12	9	2	1	12	2		11	11		2		9	8,844	
9		36	30	6		36	2		36	34		5	41.80	29	9,417	
10		22	17	2	3	22			17	17				16	8,606	
11		6	6			6			6	6				6	9,083	
12		3	3			3			3	3				3	8,300	
13		13	12	1		13			13	13		1		11	7,772	
14		17	15	2		17	2		17	17		2		13	8,076	
15		13	10	2	1	13	3		12	12				9	14,166	
16		9	7			9		2	7	7				7	6,685	
17		10	9		1	10			9	9				9	9,444	
18		1														
19		2														
20		6	6			6			6	6	1			6	8,216	
21	7	7			7			7	7				7	8,928		
22	4	3	1		4			4	4		1		3	6,666		
23	3	2	1		3			3	3		1		2			
24	4	4			4			4	4				4	10,125		
25	7	7			7			7	7				7	8,928		
26	6	4			6		2	4	4				4	7,575		
27	33	23	9	1	33	6		32	32	2	8	34.00	18	7,172		
28	14	9	5		14	3	1	14	14		4	37.50	7	5,642		
29	8	8			8			8	8				8	12,187		
30	26	23	3		26			25	25		3	50.66	19	9,447		
31	8	7	1		8			8	8	1			6	9,666		
32	7	7			7			7	6				7	9,857		
33	26	24			25			24	24				24	10,187		
34	20	15	4	1	20			19	19		3	40.00	13	10,307		
35	27	18	7		27	4	2	25	25		6	32.50	11	6,063		
36	14	12	1		13			13	12		1		11	14,545		
37	15	14	1		15			15	15		1		13	9,576		
38	26	23	3		25			26	26		3	50.00	21	9,880		
39	8	5	3		8	2		8	8		3	32.66	4	9,875		
40	5	4	1		5	2		5	5				3	8,166		
41	26	23	3		26	2		26	26	1	3	53.00	19	9,578		
42	6	6			6			6	6				6	10,833		
43	21	16	5		21			21	21		5	23.80	15	7,293		
44	21	11	9	1	21	8		20	20		9	25.22	8	5,250		
45	27	17	10		27	6		27	27		10	31.90	13	6,353		
46	34	24	9	1	34	11		33	33		8	37.75	19	7,342		
48	15	15			15			15	15				15	9,300		
49	55	44	11		51	2		55	52		10	34.40	34	7,485		
50	22	15	7		22	5		22	22		6	38.00	14	7,357		
51	44	31	13		39	11		44	43		12	40.41	23	8,382		
52	53	30	22	1	51	14		52	51	1	21	41.19	22	7,700		
53	51	33	17	1	48	8	1	50	45		15	38.13	21	7,104		
54	19	12	6		19	4		18	18		6	35.00	9	8,444		
55	15	7	8		15	2		15	15		8	35.00	5	7,800		
56	22	19	3		22	2		22	22		3	43.66	18	6,716		
E-6	1	4		4		4		4	4			4	40.75			
	3	57	34	22		56	13	1	56	56		22	34.59	28	5,760	
	4	62	33	28		62	19	1	61	61	2	28	35.96	22	7,431	
	5	45	27	18		45	15		45	45		16	33.18	19	7,105	
	6	83	38	45		83	24		83	83		43	42.20	23	7,608	
	7	71	38	33		71	25		71	71	5	29	33.65	23	7,647	
	8	73	26	47		73	22		73	73	2	44	30.43	17	6,941	
	9	81	25	56		81	37	4	81	80		53	31.47	12	7,916	
	10	59	23	35	1	56	14	2	58	58	2	34	34.58	11	5,390	

¹For renter - occupied dwelling units and vacant nonseasonal not dilapidated units, for rent.
²For owner - occupied dwelling units and vacant nonseasonal not dilapidated units, for sale only.

HOUSING—BLOCK STATISTICS

Table 3.—CHARACTERISTICS OF HOUSING FOR CENSUS TRACTS, BY BLOCKS: 1950—Con.

Census tract	Block	All dwelling units by occupancy and tenure					All dwelling units by condition and plumbing facilities			Occupied dwelling units			Contract monthly rent ¹		Value ² of one-dwelling-unit structures		
		Total	Owner occupied	Renter occupied	Vacant non-seasonal not dilap., for rent or sale	Other vacant and non-resident	Number reporting	No private bath or dilap.	No running water or dilap.	Total	Persons per room		Occupied by non-white	Number reporting	Average monthly rent (dollars)	Number reporting	Average value (dollars)
											Number reporting	1.51 or more					
E-6	12	78	26	50	2				76	76	1	29	48	29.33	19	4.147	
	13	45	21	24		78	46	24	76	45	1		23	28.47	7	6.928	
	14	41	22	16	2	45	13		38	38	1	2	18	29.61	9	4.633	
	15	70	31	36	3	41	25		67	67			36	42.22	18	7.055	
	16	36	22	13	1	69	15	1	35	35	3	6	14	31.07	16	5.037	
	17	31	24	7		34			31	31	2		6	40.33	19	4.436	
	18	7	6	1		30	6	1	7	7			1		5	9.000	
	19	11	9	2		9			11	11			2		8	10.600	
	20	11	9	3		10	3		11	11			2		6	7.166	
	21	24	21	3		24	2		24	24	1		3	38.33	18	7.372	
	22	21	16	5		21	3		21	21			5	48.20	14	8.250	
	23	14	10	4		13	2		14	14			4	45.25	9	7.000	
	24	21	14	5	2	18	2	1	19	19		1	4	32.50	13	7.307	
	25	10	6	4		8	3		10	10			3	18.66	5	3.300	
	26	27	10	17		27	7	7	27	27	2	5	16	21.12	9	4.588	
	27	41	5	36		41	12	1	41	41	3		36	29.66	3	6.333	
	28	29	18	9	1	27	12	4	27	27	1		10	42.50	14	3.592	
	29	17	10	6		17	5	3	16	16			6	30.66	7	3.857	
	30	21	16	4	1	21	4		20	20		1	5	36.60	13	5.423	
	31	28	18	10		26	4	1	28	28	1		8	29.50	16	5.093	
	32	4	3	1		3	3	2	4	4		4	2		3	2.166	
	33	5	3	2		5	3	1	5	5			3		3	2.833	
	34	13	1	11		13	9		12	12			11	21.72			
	35	23	13	10		23	7	1	23	23			10	31.40	9	3.888	
	36	37	30	7		37	4		37	37			7	29.71	25	5.044	
	37	54	21	32	1	54	11	4	53	53	2	7	31	36.64	18	5.183	
	38	10	3	6		9	3	3	9	8	1		6	25.16	3	4.666	
	40	14	5	9		14	3	2	14	14	1		8	32.50	5	4.180	
	41	26	7	12	6	25	4	1	19	19			16	36.06	2		
	E-7	1	38	20	18		38	7		38	37	1		14	40.50	9	6.666
		2	49	30	19		49	9		49	49	1		19	43.26	20	5.970
		3	56	32	24		55	16		56	55	2		21	37.85	22	7.177
		4	50	29	20	1	50	16		49	48	1		21	38.09	21	6.166
		5	37	25	12		37	1		37	37			12	38.16	23	7.465
		6	27	17	10		27			27	26			7	36.42	12	7.875
		7	29	17	12		28	4		29	28			10	41.10	11	7.163
		8	34	15	19		34	12		34	34			17	39.88	10	7.180
		9	12	9	3		12	7	1	12	12			3	36.66	6	6.050
		10	36	20	15	1	36	7		35	35	1		15	41.53	14	8.221
		11	28	8	20		27	1		28	28			19	31.84	7	7.528
		12	17	4	12	1	17			16	16			11	33.72	2	
13		5	1	4		5			5	5			4	21.75			
14		43	2	41		43	11		44	42			13	46.00	16	7.768	
15		45	29	16		45			44	45			14	42.35	22	8.031	
16		49	27	22		48	8		49	49			22	38.72	18	7.011	
17		33	25	7	1	33	5		33	33			8	39.77	20	7.428	
18		39	22	11	2	39	8	2	39	33			8	36.08	19	7.468	
19		37	17	17		37	7		39	39			12	36.08	16	8.481	
20		33	16	15	2	32	7		31	30			16	37.81	16	8.481	
21		33	16	15	2	32	7		31	30			15	36.26	11	8.727	
22		41	29	11	1	41	8		40	40			10	38.10	21	8.652	
23		29	19	9		29	5		28	28			7	43.57	17	6.858	
24		32	24	8		32	7	1	32	32			6	26.16	19	5.733	
25		17	16	1		17			17	17			1		15	7.394	
26		31	23	7	1	31	5		30	30			8	34.50	17	7.394	
27		28	20	5		28	3		28	28			4	44.00	17	7.173	
28		37	25	12	2	36	10		37	37	1	1	12	32.33	14	6.550	
29		24	18	6		24	5		24	24			5	43.00	14	7.250	
30		31	26	4	1	30	1		30	30			2		23	6.500	
31		14	12	2		13	1		14	14			1		10	5.790	
32		9	9			9			9	9					8	6.112	
33		30	21	9		29	4		30	30			8	36.25	14	6.157	
34		33	19	12	1	32	5		31	30	1		9	43.00	16	7.053	
35		11	5	5	1	11	3		10	10			6	28.50	3	5.433	
36		1															
37		19	17	2		19	2		19	19			1		15	7.966	
38		24	23	1		24			24	24			1		22	7.172	
39		40	29	11		40	4		40	40			10	40.50	22	6.588	
40		62	39	21	2	62	19	1	60	60			19	35.73	24	8.400	
41		64	38	24	2	63	16		62	62			24	36.25	30	7.116	
42		59	45	13	1	58	9		58	56			14	42.28	31	6.741	
43		64	40	22		60	15		62	61	2		20	39.16	27	6.979	
44		49	33	14	1	47	6		47	47	1		15	39.40	27	7.153	
45		37	24	13		37	8		37	37			11	36.27	27	6.244	
46		37	27	10		37	8		37	37			8	28.12	24	6.533	
48		42	36	5		41	2		41	41	1		5	39.40	24	6.633	
49		40	25	15	1	39	3		40	40	1		14	31.28	28	6.558	
50		20	14	5		20			20	20			3	41.16	31	6.571	
51		11	8	3		11	2		11	11			3	43.66	6	5.500	
52		30	19	11		30	7		30	30	1		11	37.09	14	6.299	
E-8		1	10	5	5		10			10	10	1		5	26.60	3	7.666
	2	1															
	3	5	3	2		5			5	5			2		3	6.833	
	4	20	11	8		20	5	1	19	19			7	32.00	8	7.000	

¹For renter-occupied dwelling units and vacant nonseasonal not dilapidated units for rent.
²For owner-occupied dwelling units and vacant nonseasonal not dilapidated units, for sale only.

Table 3.—CHARACTERISTICS OF HOUSING FOR CENSUS TRACTS, BY BLOCKS: 1950—Con.

Census tract	Block	All dwelling units by occupancy and tenure					All dwelling units by condition and plumbing facilities			Occupied dwelling units			Contract monthly rent ¹		Value ² of one-dwelling-unit structures	
		Total	Owner occupied	Renter occupied	Vacant non-seasonal not dilap., for rent or sale	Other vacant and non-resident	Number reporting	No private bath or dilap.	No running water or dilap.	Total	Persons per room		Number reporting	Average monthly rent (dollars)	Number reporting	Average value (dollars)
											Number reporting	1.51 or more				
E-8	5	14	9	4	1	14	7	2	13	13		5	29.60	7	5,357	
	6	4	4			4			4	4				4	3,675	
	7	16	14	2		16	2		16	16		2		13	5,738	
	8	16	12		1	15			15	14		3	38.33	11	6,663	
	9	21	17	3		21	3		21	20		4	31.75	14	6,764	
	11	5	5			5			5	5				5	6,080	
	12	8	8			8			8	8				8	5,925	
	13	14	13	1		13	1		14	14		1		12	5,641	
	14	25	22	3		22			25	23		3	47.66	20	6,450	
	15	35	31	4		34			35	32	1	4	40.75	27	6,300	
	16	9	4	4		9	3		8	8		3	50.00	3	7,433	
	17	15	13		2	15			13	13				13	6,307	
	18	1														
	19	5	4	1		5	5	2	5	5	1	1		4	3,425	
	20	10	5	3		8	6	5	8	7	3	1		5	2,780	
	21	21	16	3	2	18	3	2	19	19		3	46.66	15	4,580	
	22	14	13	1		14	1		14	14				12	6,000	
	23	36	23	1	2	34	6	3	34	34	1	10	39.70	17	6,576	
	24	18	14	4		18	3		18	18	1	3	39.00	12	6,941	
	25	5	5			5			5	5				5	4,780	
	26	3	2	1		3	2	1	3	3		1		1	12,500	
	27	10	5	4		9	1	1	9	9		3	23.66	5		
	28	1			1											9,333
	29	3	3			3			3	3				3	18,000	
	30	5	5			5			5	5				5		
	31	4	4	2		4	1	1	4	4		2		2		
	32	3	3			3	1		3	3	2			3	3,100	
	33	1														
	34	12	10	2		11	4	2	12	12	1	1		7	6,100	
	35	26	22	3	1	26	1		25	24		3	29.33	21	6,080	
	36	32	26	6		32			32	31	1	6	42.50	25	5,996	
	37	5	5			5	1	1	5	5		4		4	5,050	
	38	25	19	6		24	7		25	24		5	31.50	13	6,765	
	39	21	18	2		21			20	20	1	1		17	7,023	
	40	18	16	2		18			18	18		2		15	7,040	
	41	5	5			5			5	5				4	6,274	
	42	14	7	4	2	13	5	2	11	11	1	4	31.75	7	5,788	
	43	9	8	1		9			8	8				8	6,725	
	44	8	5	2	1	8			7	7		1		4	9,125	
	46	8	7	1		8			8	8				7	8,071	
	47	21	16	5		19			21	21		5	44.00	14	7,535	
	48	10	9	1		10			10	10		9		9	7,788	
	49	19	13	6		18			19	19		6	32.00	10	7,320	
	50	12	12			12			12	11				12	6,750	
	51	32	27	5		32	2		32	32		2		21	6,666	
	52	31	30	1		31			31	31		2		30	6,770	
	53	22	20	2		22			22	22		1		19	7,257	
	54	25	22	3		25	1		25	25		2		20	6,260	
	55	15	13	2		15	1		15	15		2		9	6,944	
	56	12	10	2		12	1		12	12		2		10	6,900	
	57	16	14	2		16			16	16	1	2		14	6,521	
	58	9	9			9			9	9	1			9	7,422	
	59	17	16	1		16			17	16		1		14	7,500	
	61	5	4			5	1		5	5		1		3	7,000	
	62	17	8	8		15	5	5	16	16	1	7	22.14	8	5,575	
	63	4	4			4			4	4				4	7,175	
	64	11	10	1		11			11	11		1		9	7,255	
	65	2														
	67	2														
	68	4	4			4			4	4				4	8,875	
	69	6	6			6			6	6				6	6,750	
	70	6	6			6			6	6				4	6,750	
	71	4	4			4			4	4				4	9,000	
	72	6	5	1		6			6	6		1		5	9,600	
	73	7	7			7			7	7				7	9,357	
	74	10	8	1		10			9	9		1		7	7,057	
	75	6	6		1	6			6	6				6	7,300	
	76	4	4			4			4	4				3	7,433	
	77	6	6			6			6	6				6	7,416	
	78	2														
	79	2														
	81	2														
	82	6	6			6			6	6				6	6,133	
	83	4	4			4			4	4				4	6,425	
	86	4	4			3	1	1	4	4				2		
	87	9	7	2		9		1	9	9	1			6	5,216	
	88	6	5	1		6		1	6	6	1	1		4	4,675	
	89	6	4	2		6			6	6				4	3,000	
	93	2														
	94	1														
	98	7	5	1	1	6	4	1	6	5	1	1		5	5,260	
	99	3	3			2		1	3	3	1			3	3,266	
	100	1														
	104	2														
E-9	3	11	3	8		11	2		11	11	1	8	38.00	2		

¹For renter - occupied dwelling units and vacant nonseasonal not dilapidated units, for rent.
²For owner - occupied dwelling units and vacant nonseasonal not dilapidated units, for sale only.

HOUSING—BLOCK STATISTICS

Table 3.—CHARACTERISTICS OF HOUSING FOR CENSUS TRACTS, BY BLOCKS: 1950—Con.

Census tract	Block	All dwelling units by occupancy and tenure					All dwelling units by condition and plumbing facilities			Occupied dwelling units			Contract monthly rent ¹		Value ² of one-dwelling-unit structures	
		Total	Owner occupied	Renter occupied	Vacant non-seasonal not dilap., for rent or sale	Other vacant and non-resident	Number reporting	No private bath or dilap.	No running water or dilap.	Total	Persons per room		Number reporting	Average monthly rent (dollars)	Number reporting	Average value (dollars)
											Number reporting	1.51 or more				
E - 9	4	7	3	4		7			7	7		4	27.75	2		
	5	4	4			8	2		8	8		3	30.66	3	7,166	
	6	13	11	2		13	3	1	13	13		2		8	7,875	
	7	4	4			7	3		7	7		3	30.66	3	8,166	
	10	4	4			4	4		4	4		1				
	14	42	33	9		41	4		42	42	1	8	38.00	30	5,866	
	15	36	31	5		36	1		36	36		5	40.00	27	7,018	
	16															
	17	6	4	2		6	1		6	6		2		3	4,600	
	18	1														
	19	1														
	20	3														
	21	3	3			3			3	3				3	7,333	
	22	7	6	1		7			7	7		1		6	5,416	
	23	11	7	4		11	4	1	11	11		3	21.66	4	6,075	
	24	14	9	5		14	3		14	14		4	42.75	6	6,083	
	25	47	10	37		45	2		47	45	1	36	24.38	4	8,250	
	26	6	4	2		6			6	6		4	31.00	2		
	28	2	17	6		22	11	1	23	23	2	6	38.66	4	7,375	
	29	1														
	30	3	3			3			3	3				3	7,066	
	31	10	9			10			9	9				9	9,277	
	32	10	8	2	1	10		1	10	10		2		7	8,157	
	33	11	13			13	3	1	13	13				10	8,580	
	34	15	15	1		16	6		16	16				14	7,557	
	35	3	3			3			3	3				3	6,500	
	37	1	8	2		7			10	10				7	7,271	
	38	10	8	2	1	10			10	10		2		7	8,871	
	39	9	8	1		9			9	9		1		8	9,187	
	40	14	14			14			14	14				14	9,528	
	41	14	14			14			14	14				14	8,114	
	42	16	10	1		14		5	14	9				9	7,622	
	43	4	4			4			4	4				4	6,600	
	44	5	1			5			1	1				1		
	45	10	8	2		10	1	1	8	8				8	6,075	
	46	9	7	2		9			7	7				7	7,042	
	47	10	10			10			10	10				10	8,200	
	48	17	16	1		17			17	17		1		16	8,531	
	49	16	15	1		16			16	16				14	9,614	
	50	13	12	1		13	2		13	13		1		11	9,090	
	51	14	7		7	14			7	7				7	7,100	
	52	3	3			3			3	3				3	6,633	
	53	8	7	1		8			8	8	1			7	6,657	
	54	10	8	2	2	10	1	1	8	8		1		9	7,377	
	55	12	10	2		12	4		12	12		2		8	7,937	
	56	6	4	1	1	6			5	5				5	7,420	
	57	9	9			9			9	9				9	9,777	
	58	6	6			6			6	6				5	10,400	
	59	11	10	1		11			11	11		1		10	13,410	
	60	8	8			8			8	8				7	10,571	
	61	10	8	2		10			10	10		2		7	12,142	
	62	13	12	1		13		2	13	13		1		11	8,090	
	63	14	13	1	1	14			13	13		1		13	9,446	
	64	14	13	1		14			14	14				12	10,225	
	65	12	10	2		12			12	12		1		10	8,280	
	66	17	16	1	1	17			16	16		1		16	7,375	
	67	31	25	6		31	15		31	31	1	5	39.20	8	6,912	
	68	11	10	1		11			11	11		1		9	8,444	
	69	4	4			4			4	4				4	7,500	
	70	2														
	72	3	3			3			3	3				3	9,666	
	73	4	4			4			4	4				2		
	74	2	2			2			2	2						
	75	2	2			2			2	2						
	77	1	1			1			1	1						
	78	1														
	79	3		3		3			3	3		3	54.00			
	82	7	7	1		7			7	7	1	6	39.50			
	83	1														
	84	7	6	1		7	2		7	7				5	8,700	
	85	16	13	3		16	1	1	16	16		2		11	8,000	
	86	7	7			7			7	7	1			7	7,928	
	87	9	9			9	1	1	9	9				9	8,555	
	88	11	10	1		11			11	11		1		10	9,300	
	89	6	6			6			6	6				5	8,420	
	90	5	5			5			5	5				5	10,200	
	91	5	5			5			5	5				5	10,440	
	92	4	4			4			4	4				4	10,375	
	93	1														
	94	4	3	1		4			4	4		1		3	13,333	
	95	8	6	2		8			8	8		2		6	8,333	
	96	9	7	2		9			9	9	1			6	10,583	
	97	10	10			10			10	10				9	7,722	
	98	29	27	2		29			29	29		2		26	8,734	
	99	3	2	1		3			3	3				2		
	100	1														
	101	18	15	3		18	4		18	18	1	3	22.66	13	8,530	

¹For renter - occupied dwelling units and vacant nonseasonal not dilapidated units, for rent.
²For owner - occupied dwelling units and vacant nonseasonal not dilapidated units, for sale only.

Table 3.—CHARACTERISTICS OF HOUSING FOR CENSUS TRACTS, BY BLOCKS: 1950—Con.

Census tract	Block	All dwelling units by occupancy and tenure					All dwelling units by condition and plumbing facilities			Occupied dwelling units			Contract monthly rent ¹		Value ² of one-dwelling-unit structures	
		Total	Owner occupied	Renter occupied	Vacant non-seasonal not dilap., for rent or sale	Other vacant and non-resident	Number reporting	No private bath or dilap.	No running water or dilap.	Total	Persons per room		Number reporting	Average monthly rent (dollars)	Number reporting	Average value (dollars)
											Number reporting	1.51 or more				
F-1	1	42	21	20	1				41	41	1					
	2	11	9	2					11	11			20	56.35	19	16,105
	3	14	11	3					14	14	1		2		8	25,000
	4	11	9	1					11	10			1		11	31,363
	5	12	11	1		1			12	12			1		9	22,777
	6	15	10	5				1	15	15	1		5	64.40	11	26,181
	7	4	3	1					4	4					10	14,550
	8	15		14	1				15	14			15	75.80	3	13,166
	9	2														
	10	106		106					106	106			106	76.24		
	11	65		65					63	63			62	78.83		
	12	155	11	142	2			1	154	153			143	77.04	6	10,250
	14	2													6	14,166
	15	6	6						6	6					10	13,890
	17	13	11	2				2	13	13			2		2	
	18	3	2	1					3	3			1			
	20	2														
	21	25	24	1					25	25			1		24	15,520
	22	3	3						3	3					3	20,000
	23	12	11	1				2	12	12					9	21,777
	24	11	11						11	11					11	17,090
	25	12	11						11	11					9	22,222
	26	20	16	3	1				20	19			2		14	23,535
	27	17	15	2					17	17			2		13	24,615
	28	21	21						21	21					19	28,157
	29	19	18		1				19	18					15	26,200
	30	20	19	1					20	20					19	21,815
	31	10	9						9	9					9	21,611
	32	16	15	1		1			16	16			1		13	22,076
	33	13	11		1	1			13	11					11	18,545
	34	11	10		1				11	10					10	20,400
	35	30	24	6					21	21			2		19	18,052
	36	9	9						9	9					9	13,777
	37	10	10						10	10					10	16,240
	38	15	14	1					15	15			1		14	16,107
	39	17	15	2					17	17			2		15	15,466
	42	12	10	2					11	12			2		9	19,888
	44	11	10	1					11	11			1		10	15,950
	45	15	15						15	15					15	15,720
	46	13	13						13	13					13	21,384
	49	5	5					1	5	5	1				5	13,560
	50	2														
	51	2														
	52	1														
	53	4	4						4	4					3	21,333
	54	1														
	59	1														
	62	7	7						7	7					7	25,642
	63	12	11		1				12	11					11	29,772
	64	7	7						7	7					7	27,000
	65	7	5	1	1				7	6					6	34,166
	66	12	12						12	12					12	31,333
	67	6	6						6	6					6	25,416
	70	12	10	1	1				11	11					10	19,000
	71	11	9	1	1				10	9					9	21,777
	72	14	11	1	2				12	12					11	18,181
	73	26	8	17	1				26	25			18	106.00	8	16,500
	80	2														
	81	17	16	1					17	17			1		16	18,281
	82	13	13						13	13					13	22,807
	83	82	4	76	2				77	78			76	115.25	2	
	84	7	6		1				6	6					6	24,500
	85	14	13	1					14	13					13	18,423
	86	20	20						20	20					20	16,925
	87	29	25	4					29	29			4	73.75	24	16,995
	88	23	20	2	1				22	21			2		20	18,475
	89	26	23	2	1				25	25			2		23	17,000
	90	26	24	2					26	26			2		24	18,083
	91	14	8	6					14	14			5	87.60	8	18,062
	92	21	20	1					21	21			1		20	15,175
	93	8	7	1					8	8			1		7	21,285
	94	11	10	1					11	11					10	26,900
	95	12	10						12	10					12	31,250
	96	15	12		2				15	12					13	32,923
	97	10	10		3				10	10					10	24,300
	98	23	23						23	22					23	34,043
	99	25	24	1					25	25	1		2		24	22,729
	100	20	20						20	20					20	20,950
F-2	1	10	10						10	10					9	16,666
	2	14	14						14	14					14	18,285
	3	14	14					1	14	14					14	18,071
	4	20	19	1					20	20					18	18,222
	5	21	19	1		1			20	20			1		18	15,555
	6	23	22	1					23	23			1		21	14,285
	7	20	20						20	20					20	19,650

¹For renter - occupied dwelling units and vacant nonseasonal not dilapidated units, for rent.
²For owner - occupied dwelling units and vacant nonseasonal not dilapidated units, for sale only.

HOUSING—BLOCK STATISTICS

Table 3.—CHARACTERISTICS OF HOUSING FOR CENSUS TRACTS, BY BLOCKS: 1950—Con.

Census tract	Block	All dwelling units by occupancy and tenure					All dwelling units by condition and plumbing facilities			Occupied dwelling units			Contract monthly rent ¹		Value ² of one-dwelling-unit structures			
		Total	Owner occupied	Renter occupied	Vacant non-seasonal not dilap., for rent or sale	Other vacant and non-resident	Number reporting	No private bath or dilap.	No running water or dilap.	Total	Persons per room		Number reporting	Average monthly rent (dollars)	Number reporting	Average value (dollars)		
											Number reporting	1.51 or more					Occupied by non-white	
F - 2	8	19	18		1				19	18						17	20,764	
	9	18	17	1				1	17	17	1					17	19,176	
	10	17	17						16	16						16	18,750	
	11	20	17	3					20	18		2				15	21,733	
	12	11	11						11	10						10	21,800	
	13	12	12						12	12						12	21,125	
	14	12	9	2		1			11	11			1			9	15,688	
	15	18	18						18	18						18	15,522	
	16	10	10						10	10						9	15,555	
	17	33	24	1	4	4		3	33	25			1			23	10,173	
	18	1																
	19	6	6						6	6						6	15,666	
	20	2																
	21	9	9						9	9						9	12,388	
	22	12	12						11	12						12	14,791	
	23	19	19						19	19						19	16,684	
	24	16	16						16	16						16	18,868	
	25	20	19	1					20	20			1			19	17,163	
	26	1																
	27	13	13						13	13						13	17,461	
	28	12	11	1					12	12			1			11	16,909	
	29	12	12						12	12						12	19,791	
	30	12	11	1					12	12			1			11	21,545	
	31	16	16						16	16						16	20,000	
	32	40	38	2					40	40						37	17,000	
	33	28	26	1		1			21	27						24	15,104	
	34	20	20						20	20						20	19,300	
	35	13	12	1					12	13						12	22,333	
	36	12	12						12	12						12	17,525	
	37	13	13						13	13						13	13,461	
	38	15	14	1					15	15			1			14	15,785	
	39	18	18						19	19			1			18	13,833	
	40	15	14	1					15	15						14	15,607	
	41	24	24						24	24						24	15,291	
	42	24	22	2					24	24						22	13,113	
	43	21	16	3	1	1		2	21	19			1	3	318.66	14	12,107	
	44	21	19	1		1			21	20						19	11,657	
45	25	19	2		1			25	21			2			19	11,173		
46	11	8			3			8	8						8	10,525		
47	36	30	3	3			2	33	33			3	443.3		29	11,189		
48	23	21	1	1				23	22			1			21	11,438		
49	23	19	1	1	2			23	20			1			19	12,052		
50	9	9						9	9						9	12,000		
51	17	16	1					17	17			1			15	11,546		
52	15	15						15	15						15	11,866		
53	3	2	1					3	3			1			2			
54	12	10	1				1	12	12			1			10	14,050		
55	14	13	1					14	14						13	14,000		
56	15	14	1					15	15			1			14	15,828		
57	14	13		1				14	12						13	16,653		
58	17	15	1	1				17	16			1			15	19,866		
59	19	19						19	18						19	15,605		
60	12	12				1		12	12						11	16,351		
61	23	20	3				1	23	23		1		70.00		19	14,473		
62	47	42	5					47	47			4	562.5		40	13,000		
63	15	14	1					15	15			1			14	15,571		
64	33	17	16					33	33			16	681.8		16	14,937		
65	34	17	17					34	34		1	17	702.3		15	17,933		
66	17	13	3		1			17	16			3	91.66		12	16,333		
67	20	18					3	20	19			2			16	12,750		
68	13	13						13	13						12	12,000		
69	11	7	4					11	11			4	562.5		6	14,333		
70	6	6						6	6						5	13,200		
71	14	14						14	14						13	11,884		
72	7	6	1					7	7						6	11,833		
73	7	6	1					7	7			1			6	10,333		
F - 3	1	10	7	3				10	10			2			5	16,460		
	2	18	4	13		1		18	17			11	673.6		4	23,750		
	3	51	39	12				51	51			12	729.1		32	15,421		
	4	28	16	12				28	28		2	11	51.00		12	9,891		
	5	25	16	9				25	25			7	351.4		12	10,625		
	6	21	14	7				21	21			7	438.5		9	9,666		
	7	29	19	10				29	29			9	511.1		17	8,764		
	8	29	53	36				29	29			33	473.6		21	7,861		
	9	28	23	5				27	27			4	457.5		21	7,857		
	10	28	20	8				24	28	26		4	447.5		16	8,687		
	11	26	24	2				25	26	26		2			23	9,934		
	12	33	21	12				32	33	33		10	599.0		19	10,947		
	13	22	19	3				19	22	21		2			17	12,500		
14	15	14	1				15	15	15		1			14	18,357			
15	11	10	1				10	11	11					10	16,400			
16	14	14					14	14	13					14	17,500			
17	9	9					9	9	9					9	18,388			
18	18	14	4				17	18	16			4	74.50		13	14,038		
20	34	24	9		1		34	33	32			9	79.88		23	14,108		

¹For renter - occupied dwelling units and vacant nonseasonal not dilapidated units, for rent.
²For owner - occupied dwelling units and vacant nonseasonal not dilapidated units, for sale only.

Table 3.—CHARACTERISTICS OF HOUSING FOR CENSUS TRACTS, BY BLOCKS: 1950—Con.

Census tract	Block	All dwelling units by occupancy and tenure					All dwelling units by condition and plumbing facilities			Occupied dwelling units			Contract monthly rent ¹		Value ² of one-dwelling-unit structures	
		Total	Owner occupied	Renter occupied	Vacant non-seasonal not dilap., for rent or sale	Other vacant and non-resident	Number reporting	No private bath or dilap.	No running water or dilap.	Total	Persons per room		Number reporting	Average monthly rent (dollars)	Number reporting	Average value (dollars)
											Number reporting	1.51 or more				
F-3	21	59	50	9					59	59		9	62.55	50	14,880	
	22	15	12	3					15	14		3	42.66	9	12,055	
	23	21	17	4				1	21	21		4	36.50	17	12,176	
	24	4	4						4	4				4	12,500	
	25	10	7	3					10	10		3	61.00	6	13,166	
	26	6	5	1					6	6		1		4	11,250	
	27	3	3						3	3				3	11,000	
	28	3	1	2					3	3				1		
	29	10	5	3	1	1			10	8		3	45.00	5	10,800	
	30	9	8	1					9	9		1		8	9,437	
	31	3	3						3	3				3	11,700	
	32	3	3						3	3				3	9,666	
	33	9	8	1					9	9		1		7	12,571	
	34	6	6						6	6				6	10,833	
	36	79	61	12	4	2			73	73	10	9	35.33	58	9,886	
	37	8	5	2	1			30	7	7		2		4	9,375	
	38	14	11	1	1	1			14	12		1		11	9,436	
	39	20	19		1				20	19				19	8,878	
	40	17	16		1				17	16				16	8,456	
	41	27	24	1	2				27	25				24	7,729	
	42	26	21	3	2			2	24	24		3	56.00	20	9,890	
	43	16	15		1				15	15				15	9,686	
	44	13	12	1					13	13		1		12	11,666	
	45	14	14						14	14	1			14	11,071	
	46	15	15						15	15				15	10,800	
	47	12	11	1					12	12				11	10,954	
	48	35	31	3	1	1			34	34		3	65.66	28	10,946	
	49	32	31		1				32	31				27	12,648	
	50	30	29	1					30	30		1		29	13,586	
	51	31	27	4					31	29		3	85.33	25	13,280	
	52	39	36	2		1		2	38	37		1		34	13,494	
	53	33	31	2				2	33	32				31	15,225	
	54	37	35	2					37	37		2		34	14,000	
	55	31	26	5					31	31		5	58.20	25	13,860	
	56	30	27	3					30	29	1	3	62.66	25	12,400	
	57	37	29	8				1	37	36		5	53.40	28	9,571	
	58	39	30	9				2	39	39		9	45.66	26	8,615	
	59	14	12	2					14	14		2		11	6,827	
	60	17	15	2					17	16		1		13	7,615	
	61	46	24	21		1			45	45		18	67.55	14	7,892	
	62	20	15	3		2			20	18		3	28.00	14	8,535	
	63	44	37	7				3	44	44		6	37.83	32	8,962	
	64	4	3	1					4	4		1		2		
	65	10	9	1					10	10		1		8	15,250	
	66	1														
	67	9	8			1			9	8				8	13,187	
	68	9	8	1					9	9		1		8	13,875	
	69	9	8	1					9	9		1		7	12,571	
	70	14	11	3				2	14	14		3	43.33	10	7,450	
	71	36	30	5	1			4	35	35		4	47.00	25	9,952	
	72	35	34	1					35	35		1		32	8,890	
	73	28	26	2					28	28		2		26	9,257	
	74	24	22	2					24	23		2		21	9,380	
	75	28	23	5				2	28	28		5	59.20	20	9,550	
	76	25	19	5		1			24	24		4	60.00	19	10,578	
	77	22	18	4				2	22	22		4	58.00	17	10,823	
	78	22	19	1	1	1			21	18				20	12,805	
	79	24	22	2					20	24		2		21	12,000	
	80	17	15	1	1			1	17	15				16	12,962	
	81	20	20					1	20	20				19	12,410	
	83	18	18						18	18				18	10,833	
	84	19	18	1					19	19		1		18	11,216	
	85	5	5						5	5				5	10,600	
	86	7	7						7	6				6	13,000	
	88	8	8						8	8				7	10,714	
	89	11	9		1	1			9	9				10	9,700	
	90	8	8						8	8				8	9,275	
	91	9	7			2			9	7				7	6,157	
	92	2														
	93	3	3						3	3				3	10,166	
	95	2														
	100	7	6			1			7	6				6	8,116	
	101	7	5		1	1			7	6				5	5,700	
	102	7	6	1				1	7	7		1		6	7,100	
	103	7	5		1	1			7	5				5	7,480	
	104	5	5						5	5				5	7,700	
	106	2														
	108	19	19						19	19				19	10,378	
	109	18	18						18	18				18	11,111	
	110	18	17		1				18	17				17	10,317	
	111	16	16						16	16				16	10,487	
	112	13	13						13	13				13	11,269	
	113	13	11			2			11	11				11	11,990	
	114	11	9		1	1			10	9				8	12,312	
	115	15	13	1		1			15	14		1		13	12,384	
	116	20	20						20	20				17	9,894	
	117	23	15	8				1	22	22		7	45.42	13	9,307	

¹For renter-occupied dwelling units and vacant nonseasonal not dilapidated units, for rent.
²For owner-occupied dwelling units and vacant nonseasonal not dilapidated units, for sale only.

Table 3.—CHARACTERISTICS OF HOUSING FOR CENSUS TRACTS, BY BLOCKS: 1950—Con.

Census tract	Block	All dwelling units by occupancy and tenure					All dwelling units by condition and plumbing facilities			Occupied dwelling units			Contract monthly rent ¹		Value ² of one-dwelling-unit structures		
		Total	Owner occupied	Renter occupied	Vacant non-seasonal not dilap., for rent or sale	Other vacant and non-resident	Number reporting	No private bath or dilap.	No running water or dilap.	Total	Persons per room		Occupied by non-white	Number reporting	Average monthly rent (dollars)	Number reporting	Average value (dollars)
											Number reporting	1.51 or more					
F-3	118	21	20	1					21	21					19	10,026	
	119	20	18	1	1				20	19					19	9,400	
	120	15	14	1					15	15					14	9,550	
	122	1															
	123	69	41	28				4	69	68	2	45	28	35.21	27	6,759	
	124	30	20	9		1			29	29			7	29.71	18	5,972	
	125	16	13	3					16	16	1		3	50.00	12	10,025	
	126	27	25	1	1				27	26			1		24	9,570	
	127	38	31	6	1			1	37	37			6		31	9,038	
	128	25	22	2	1				24	24			2	38.16	21	8,847	
	129	22	22						22	22					22	8,550	
	130	26	20	4	2				26	24			4	48.00	18	8,627	
	131	30	27	3					29	29			2		26	13,423	
	132	15	15					1	15	15					15	8,546	
	133	11	11						11	11					10	10,000	
	134	11	9			2			9	9					9	9,744	
	135	36	34		2			1	34	33	1		32		32	9,825	
	136	8	8						8	8					8	10,750	
	137	12	12						12	12					12	9,808	
	138	8	8						8	8					8	10,425	
	140	1															
	143	5	5					4	5	5					5	4,480	
	144	4	4					1	4	4		1			4	7,325	
	148	1															
	149	3	3					1	3	3					3	5,400	
	155	1															
	156	1															
	157	3	3					1	3	3					3	6,933	
	158	2															
	159	6	5	1				2	6	6			1		5	7,200	
	160	11	9	2					11	11					8	8,575	
	161	10	10						10	10			1		10	9,020	
	162	11	10	1					11	10			1		10	7,030	
	163	6	6						6	6					6	3,583	
	164	16	11	1	4				16	8					15	6,933	
	165	13	9	1		3			12	9					9	9,233	
	166	16	14	2					16	16					12	9,358	
	167	4	4						4	4			1		4	6,500	
	168	24	21	1	2			2	23	22			1		20	9,100	
	169	32	25		5	2			32	25					25	8,500	
	170	12	10	1	1				12	11					9	10,555	
	171	18	17			1			18	17					15	9,600	
	172	16	16						16	16					16	14,068	
	173	15	14		1				15	14					14	15,621	
	174	18	16	2					18	16			2		15	10,180	
	175	22	22						22	22					22	13,168	
	176	12	12						12	12					12	9,558	
	177	1															
	178	13	12	1				3	13	13			1		11	11,163	
	179	7	7						7	7					7	8,428	
	180	7	7						7	6					6	5,166	
	185	1															
	186	1															
	191	1															
	192	2															
	193	7	5	2				1	7	7			1		5	6,900	
	194	67	44	3	2			1	65	63			3	42.00	59	11,647	
	195	14	14					2	14	14					12	9,166	
	196	20	17		3				20	16					17	14,535	
	197	6	6						6	6		1			6	8,800	
	198	13	11		2				13	11					13	15,084	
	199	9	5		1	2			9	5					6	7,583	
	201	6	6	1				1	6	6			1		4	6,625	
	202	15	15						15	15					13	10,676	
	203	4	4						4	4					4	6,275	
	204	15	15						15	15					14	8,364	
	205	17	17						17	17					17	14,452	
	207	26	19	4	3			6	24	21			4	31.00	16	9,625	
	208	5	4		1				5	4					4	10,500	
	209	3	2	1				1	3	3					2		
	210	2															
	211	5	3	2					5	5			1		3	8,333	
	F-4	1	3	3					3	3					3	15,166	
		2	35	22	12		1		34	33			12	62.08	16	16,531	
		4	12	10	2				11	11					9	14,444	
		5	19	12	7				19	18			6	71.16	12	10,083	
		6	20	14	6	1			20	20			6	62.33	13	9,700	
		7	17	15	2				17	17			2		13	10,846	
		8	16	14					16	15			1		13	13,307	
		9	26	18	8		1		26	24			6	69.16	14	12,750	
		10	13	11		1	1		13	13			2		9	11,444	
		11	33	26	7				33	33			4	73.00	25	13,480	
		12	35	29	6				35	35			6	60.66	28	16,250	
		13	35	23	10	2			35	33			12	70.91	17	11,911	

¹For renter-occupied dwelling units and vacant nonseasonal not dilapidated units, for rent.
²For owner-occupied dwelling units and vacant nonseasonal not dilapidated units, for sale only.

Table 3.—CHARACTERISTICS OF HOUSING FOR CENSUS TRACTS, BY BLOCKS: 1950—Con.

Census tract	Block	All dwelling units by occupancy and tenure					All dwelling units by condition and plumbing facilities			Occupied dwelling units				Contract monthly rent ¹		Value ² of one-dwelling-unit structures			
		Total	Owner occupied	Renter occupied	Vacant non-seasonal not dilap., for rent or sale	Other vacant and non-resident	Number reporting	No private bath or dilap.	No running water or dilap.	Total	Persons per room		Occupied by non-white	Number reporting	Average monthly rent (dollars)	Number reporting	Average value (dollars)		
											Number reporting	1.51 or more							
F-4	14	12	10	2					12	12									
	15	31	18	13		12	2		31	31					8	10,937			
	17	42	16	13	13	42	2		29	28				14	12,071	19,269			
	18	6	1	5		6			6	6				13	10,071	10,277			
	19	31	21	9		31	4		30	30	1			17	10,277	9,777			
	20	21	18	3		21			21	21				3	55,000	61,666			
	21	31	26	5		30			31	31				5	54,600	54,133			
	22	38	16	21	1	38	2		37	37				22	49,000	49,000			
	23	15	10	5		15			15	15				5	49,000	49,000			
	24	53	34	18		53	1		52	52				18	71,555	71,555			
	25	75	44	31		73	3		73	73				30	55,200	55,200			
	26	24	21	3		24			24	21				3	72,333	72,333			
	27	28	18	10		27			28	27				10	48,700	48,700			
	28	29	25	4		28			29	29				4	50,000	50,000			
	29	23	23			23			23	23									
	30	23	20	3		23			23	21				2		20,000	20,000		
	31	28	22	6		27			28	28				6	60,500	60,500			
	32	51	31	19	1	50			50	50				18	50,277	50,277			
	33	36	30	5	1	36	6	1	35	35				5	58,000	58,000			
	34	30	18	12		30			30	29				12	55,991	55,991			
	35	40	20	20		40			40	40				18	68,661	68,661			
	36	60	38	21	1	60	5		59	59				21	52,666	52,666			
	37	100	25	73	2	98	4	1	98	98		2		72	50,833	50,833			
	38	61	34	27		61	6		61	61				23	55,447	55,447			
	39	45	30	14		45	2	1	44	44		1		10	50,330	50,330			
	40	37	22	14		37	3		36	36				14	50,778	50,778			
	41	49	25	23	1	48			48	47				12	55,277	55,277			
	42	33	22	9		32	4	1	31	31				2	47,228	47,228			
	43	51	30	20		51	8	1	50	50				7	47,228	47,228			
	44	71	44	26		66	13		70	70				19	53,633	53,633			
	45	35	29	6		35			34	34				5	58,000	58,000			
	46	23	20	3		23			23	21				3	48,333	48,333			
	F-5	1	53	34	16	2	1		52	52				18	44,888	44,888	23	8,077	
		2	54	36	18				52	52		1		16	44,755	44,755	23	9,866	
		3	44	36	8				40	43				7	48,771	48,771	1	10,444	
		4	18	15	3				17	18				3	75,000	75,000	15	1,500	
		6	43	32	11				41	43				8	55,225	55,225	8	10,066	
		7	12	10	1		1		11	11					1	10,777	10,777	9	1,077
		8	34	24	10				34	34					10	55,100	55,100	15	9,400
		9	81	47	33			1		80	80				33	47,633	47,633	38	9,115
		10	40	22	16		2			38	38				15	43,600	43,600	17	9,100
		11	40	28	12					40	39		1		10	44,000	44,000	23	9,000
		12	24	19	5				24	24	1				5	51,200	51,200	17	10,444
		13	18	15	3				17	18					2	22,000	22,000	14	10,288
		14	17	15	2				17	17					2	10,766	10,766	15	10,766
		15	23	21	2				23	23					2	22,000	22,000	21	11,888
16		27	25	2				27	27					1	11,220	11,220	25	11,220	
17		27	21	6				27	27					5	49,000	49,000	20	10,495	
18		22	21	1				22	22					1	9,547	9,547	21	9,547	
19		27	25	2				27	27					1	9,287	9,287	24	9,287	
20		27	27					27	27						26	9,530	9,530	26	9,530
21		23	19	4				23	23					3	56,666	56,666	16	10,125	
22		41	31	10				41	41					9	48,444	48,444	28	9,200	
23		48	34	14				46	48	1				13	49,466	49,466	25	9,040	
24		38	27	9	2			38	36					9	54,222	54,222	22	10,818	
25		44	26	18				44	44	4				16	48,122	48,122	24	11,250	
26		39	32	6				39	38					6	49,833	49,833	28	11,542	
27		38	31	5		2		37	36					5	58,600	58,600	27	11,542	
28		2																	
29		24	11	10	1	2		24	21	1				9	14,545	14,545	11	14,545	
30		6	5	1				6	6					1	13,300	13,300	5	13,300	
31		28	27	1				28	28					1	11,565	11,565	26	11,565	
32		53	30	23				52	53					22	50,004	50,004	17	10,052	
33		14	9	5				14	14					5	34,440	34,440	6	7,116	
34		44	34	10				44	44	2				10	53,330	53,330	29	9,617	
35		58	39	19				58	58					17	49,522	49,522	39	9,715	
36		58	37	20				57	57					17	51,294	51,294	37	9,678	
37		63	48	14	1	1		62	62	1				14	52,221	52,221	42	11,188	
38		13	11	2				13	13					2	8,400	8,400	10	8,400	
39		30	17	15	2			28	28	3				13	48,300	48,300	9	8,500	
40		30	17	13				30	30	2				12	50,000	50,000	13	11,038	
41		42	30	11		1		42	41					8	35,755	35,755	23	9,560	
42		27	19	8				27	27	5	1			7	51,422	51,422	14	11,321	
43		18	12	6				18	18					6	49,666	49,666	10	11,550	
44		31	25	6				31	31					6	41,333	41,333	24	11,354	
45		26	22	4				26	26					4	53,000	53,000	20	11,250	
46		24	20	4				24	24	2				3	49,000	49,000	18	12,911	
47		16	12	4				16	16					4	7,450	7,450	11	14,045	
48	12	11	1				12	12					4	49,000	49,000	11	14,045		
49	24	23	1				24	24					1	1,936	1,936	1	1,936		
50	27	8	19				27	27					18	43,166	43,166	5	7,800		
F-6	1	81	33	46	1	1	77	16	1	79	78	2	44	511.3	18	7,844			

¹For renter - occupied dwelling units and vacant nonseasonal not dilapidated units, for rent.
²For owner - occupied dwelling units and vacant nonseasonal not dilapidated units, for sale only.

Table 3.—CHARACTERISTICS OF HOUSING FOR CENSUS TRACTS, BY BLOCKS: 1950—Con.

Census tract	Block	All dwelling units by occupancy and tenure					All dwelling units by condition and plumbing facilities			Occupied dwelling units			Contract monthly rent ¹		Value ² of one-dwelling-unit structures	
		Total	Owner occupied	Renter occupied	Vacant non-seasonal not dilap., for rent or sale	Other vacant and non-resident	Number reporting	No private bath or dilap.	No running water or dilap.	Total	Persons per room		Number reporting	Average monthly rent (dollars)	Number reporting	Average value (dollars)
											Number reporting	1.51 or more				
F - 6	2	54	19	34	1	2	52	7	1	53	52	1	33	51.72	6	103.33
	3	139	38	98	1	2	137	21	3	136	136	1	90	47.82	18	79.88
	4	93	30	70	1	1	90	6	3	90	89	1	58	53.75	6	100.16
	5	82	31	51			78	11	4	82	82	2	50	47.46	23	81.00
	6	40	21	18	1		39			39	39		18	57.27	18	59.16
	7	54	33	20	1		47			49	49		16	50.75	23	111.78
	8	35	22	12		1	33			33	33		12	42.75	13	97.15
	9	13	11	2			13			13	13		2		9	89.44
	10	32	19	12	1		30			30	30		10	57.00	17	102.64
	11	13	5	7	1		13			12	12		6	47.83	3	96.66
	12	41	23	18			38		1	41	39	1	16	43.25	14	110.35
	13	44	14	30			43		1	44	44		30	42.30	8	110.62
	14	42	23	18		1	41		1	41	41		18	51.66	16	93.33
	15	20	9	11			19			20	20		11	48.81	4	100.00
	16	26	12	13		1	25			25	25		12	40.00	8	73.50
	17	92	48	43		1	92		1	91	91	1	43	37.97	23	86.53
	18	88	50	38			84			88	88		37	39.75	43	65.93
	19	92	50	40		2	88			90	89	1	39	38.66	37	73.91
	20	48	25	22		1	45			47	47	2	22	53.31	16	101.93
	21	26	15	11			23			26	23		11	46.90	7	110.00
	22	45	30	13		2	42		2	43	39		12	53.00	19	93.10
	23	22	16	5	1		22			21	21		6	41.83	13	87.07
	24	33	19	13		1	31		1	32	32		12	47.75	15	117.66
	25	57	33	21		3	56		2	54	54		20	36.80	20	73.25
	26	53	32	20	1		49		2	52	52		17	35.64	27	60.55
	27	32	25	7			32		2	32	32		7	37.42	21	83.33
	28	38	18	18		2	38			36	36		20	49.70	13	91.38
	29	29	18	10		1	29		1	28	28		10	53.00	12	86.41
	30	38	26	12			38			38	38		12	47.75	21	88.47
	31	39	19	19	1		39		6	38	38		20	38.80	13	81.53
	F - 7	1	273	26	247		270		8	6	273	271	2	32	32.25	18
2		83	46	37		82		13	1	83	82	2	42	32.25	24	70.55
3		27	18	8		27		8	1	26	26	2	22	26.85	9	62.55
4		29	18	11		28		9	1	29	29	3	19	29.33	13	60.11
5		42	29	13		42		2		42	42	1	12	28.58	25	63.22
6		50	41	7	1	50				48	48		7	43.00	41	81.73
7		40	33	5	2	40			3	38	38		6	37.50	31	61.78
8		47	32	14		46		9		46	46	1	12	31.25	28	66.62
9		18	9	9		17		7		18	18	2	7	29.85	7	50.71
10		70	37	31		68		9		68	67	1	15	33.96	21	56.80
11		68	40	27		67		21	1	67	67	4	17	40.61	26	60.92
12		45	29	16		44		4		45	45		16	37.75	21	65.95
13		59	31	27	1	58		4		58	58	1	15	35.36	26	67.11
14		49	35	14		48		7		49	49	1	3	30.14	26	65.92
15		23	17	6		23		6		23	23		5	39.80	13	71.00
16		113	83	30		112		6	1	113	112	1	29	36.65	66	97.14
17		7	7			7				7	7		7		4	95.75
18		40	31	9		39		3	1	40	39		9	48.66	25	82.60
19		23	22	1		23				23	22		1		22	95.40
20		16	16			16				16	16	1			16	100.12
21	12	10			12				10	10	1		45.03	10	95.60	
22	96	60	34	1	92		19		94	94	3	30		51	74.47	
23	25	21	4		25				25	25	1	2		19	88.63	
24	31	25	4	2	31				29	29		4	53.75	25	91.40	
F - 8	1	80	33	44		80		34	23	77	77	2	41	35.65	19	65.68
	2	40	25	14	1	40		4	1	39	39	1	12	42.08	12	77.91
	3	74	38	35		73		15	2	73	73	2	12	37.82	20	91.65
	4	37	25	12		37		8	2	37	37	1	12	45.50	16	73.75
	5	47	31	15		46		9	1	46	46		14	38.07	23	70.00
	6	60	34	25	1	58		14	3	59	59	3	25	39.24	21	63.33
	7	79	51	28		78		18		79	79	3	27	40.29	32	80.71
	8	53	34	18		52		13	3	52	50	2	18	37.16	25	59.33
	9	33	23	28	1	33		19	8	33	33	2	29	36.44	14	59.64
	10	52	15	32	1	52		17	7	47	46	2	31	32.84	9	58.55
	11	33	10	23		33		17	1	33	33		23	35.17	3	68.66
	12	147	76	70	1	142		85	6	146	144	3	53	29.76	48	58.88
	13	25	14	10		25		4	3	24	24		1	35.60	10	52.00
	14	42	22	20		42		6		42	42		17	34.11	17	61.88
	15	55	31	21	3	55		9		52	50	3	33	35.99	21	63.09
	16	52	34	26		52		8		50	50		26	37.84	19	73.42
	17	29	23	6		29		5		29	29		6	37.66	17	72.17
	18	30	19	10		30		5		29	29		11	36.81	11	66.90
	19	41	25	14		41		9		39	39		11	40.91	20	60.15
	20	36	17	17		36		7	1	34	34	3	13	33.41	14	50.35
21	18	10	8		18		3		18	18		8	34.75	6	65.00	
22	80	19	12		80		3	1	79	70		29	33.00	13	65.56	
23	44	16	6		44		6		44	40		18	39.83	12	65.83	
24	87	25	19		86		6		87	77		19	32.17	21	45.70	
25	87	32	48	3	86		6		80	76	1	42	31.81	19	43.68	
26	19	13	6		19		6		19	19		6	43.16	10	58.00	

¹For renter - occupied dwelling units and vacant nonseasonal not dilapidated units, for rent.
²For owner - occupied dwelling units and vacant nonseasonal not dilapidated units, for sale only.

Table 3.—CHARACTERISTICS OF HOUSING FOR CENSUS TRACTS, BY BLOCKS: 1950—Con.

Census tract	Block	All dwelling units by occupancy and tenure					All dwelling units by condition and plumbing facilities			Occupied dwelling units				Contract monthly rent ¹		Value ² of one-dwelling-unit structures	
		Total	Owner occupied	Renter occupied	Vacant non-seasonal not dilap., for rent or sale	Other vacant and non-resident	Number reporting	No private bath or dilap.	No running water or dilap.	Total	Persons per room		Occupied by non-white	Number reporting	Average monthly rent (dollars)	Number reporting	Average value (dollars)
											Number reporting	1.51 or more					
F - 9	2	29	7	21	1	28	9	1	28	27	3	1	22	35.22	1		
	3	79	11	67	1	75	6	1	78	78	1		66	43.75	3	6,333	
	4	129	35	91	3	128	46	9	126	124	2		86	39.34	18	5,327	
	5	33	11	22		33	4		33	33			22	36.59	4	6,950	
	6	183	44	134	5	166	44	4	178	172	2		127	45.69	19	8,442	
	7	72	15	50		67	10	1	65	63	1		50	40.74	11	7,772	
	8	11	4	6		9			10	10			6	34.50	2		
	9	23	14	8		23	3		22	22			7	50.85	11	7,818	
	10	124	48	70	3	124	23		118	118	1	1	71	41.25	31	6,445	
	11	46	13	33		45	15	4	46	46			30	39.13	6	9,500	
	12	166	40	123	3	159	27		163	160	4	1	108	42.77	26	7,669	
	13	26	5	21		25	5	1	26	26	3		21	37.23	3	9,466	
	15	43	15	28		42	10		43	42	1		27	48.48	8	9,687	
	16	1															
	19	61	7	53	1	61	16		60	60	1		54	40.75	2		
	20	36	10	24	1	36	9		34	34	1		24	45.75	4	8,825	
	21	93	23	66	4	92	32	1	89	89	1		69	40.21	3	9,166	
	22	69	22	46	1	66	19	1	68	67	2		45	38.77	14	6,571	
	23	66	30	35	1	65	6		65	65			35	42.61	24	7,125	
	24	90	20	68	2	90	29	1	88	88	4		69	34.89	12	7,525	
	25	22	3	16	3	22	1		19	19		1	18	41.83	2		
	26	35	13	21	1	35	8	1	34	33			22	35.00	7	6,785	
	27	21	5	13		21	6		20	20			13	32.07	2		
	28	23	7	17		22	4	4	20	22			16	32.93	2		
	29	31	7	24		26	9	3	31	29			22	43.59	2		
	33	4															
	34	4		4		4	2	2	4	4			4	21.50			
	35	1															
	37	64	10	53	1	64	23	1	63	63	3		52	40.40	2		
	39	72	9	63		71	16		72	71	1		61	38.09	4	7,500	
	40	5		5		5	1	1	5	5		1	5	40.00			
	G - 1	3	7	6		7			6	6						6	30,900
		7	13	11	1	13			12	12			1		11	25,045	
		8	18	18			17			18	17				16	28,750	
		9	13	13			13			13	13				13	24,923	
		10	9	9			9			9	9				9	30,166	
		11	9	9			9			9	9				9	28,722	
		12	9	9	1		8			8	8	1			8	18,875	
		13	8	8			8			8	8				8	22,562	
		14	3	3			3			3	3				3	19,166	
15		5		1		5			4	4			1		2		
17		7	7			7			7	7					7	15,785	
18		10	10			10		2	10	10					10	16,750	
19		13	13			13			13	13					12	20,683	
20		9	9		1	9			9	9					9	19,977	
21		7	7		1	7			8	8			1		7	28,214	
22		8	8			8			8	8					8		
23		8	8			8			8	8					8	31,875	
25		1															
26		7	7			7			7	7					7	15,785	
27		10	10			10			10	10					10	16,750	
28		13	13			13			13	13					12	20,683	
29		9	9		1	9			9	9					9	19,977	
30		7	7		1	7			8	8			1		7	28,214	
31		8	8			8			8	8					8		
32		8	8			8			8	8					8	31,875	
33		5	5			5			5	5					5	33,400	
34		3	3			3			3	3					3	37,666	
35		6	6			6		1	6	6					6	25,833	
36		4	4			4			4	4					4	33,750	
37		4	4			4			4	4					4	37,500	
38		3	3			3			3	3					3	48,333	
39		4	4			4			4	4	1				4	22,250	
40		23	9	14		22			23	21			12	117.50	8	20,812	
41		13	13			13			13	13					13	20,038	
42		15	15			15			15	15					15	20,100	
43		18	18			18			18	18					18	21,583	
44		9	9			9			9	9					9	18,722	
45		23	23			23			24	22					23	18,339	
46		21	21			21			21	21			1		19	18,078	
47		2	2			2			2	2					2		
48	6	6			6			6	5			1		5	13,400		
49	1	1			1			1	1					1			
50	4	4			4	2		4	4					4			
51	2	2			2			2	2					2			
52	15	15			15			15	15					15			
53	18	18			18			18	18					18			
54	9	9			9			9	9					9			
55	23	23			23			24	22					23			
56	21	21			21			21	21			1		19	18,078		
57	2	2			2			2	2					2			
58	6	6			6			6	5			1		5	13,400		
59	1	1			1			1	1					1			
60	4	4			4	2		4	4					4			
61	2	2			2			2	2					2			
62	1	1			1			1	1					1			
63	2	2			2			2	2					2			
64	15	15			15			15	15					15			
65	10	10			10			10	10					10			
66	4	4			4			4	4					4			
67	2	2			2			2	2					2			
68	3	3			3			3	3					3			
69	4	4			4			4	4					4			
70	2	2			2			2	2					2			
71	2	2			2			2	2					2			
72	2	2			2			2	2					2			
73	4	4			4			4	4					4			
75	5	5			5			5	5					5			

¹For renter - occupied dwelling units and vacant nonseasonal not dilapidated units, for rent.
²For owner - occupied dwelling units and vacant nonseasonal not dilapidated units, for sale only.

HOUSING—BLOCK STATISTICS

Table 3.—CHARACTERISTICS OF HOUSING FOR CENSUS TRACTS, BY BLOCKS: 1950—Con.

Census tract	Block	All dwelling units by occupancy and tenure					All dwelling units by condition and plumbing facilities			Occupied dwelling units			Contract monthly rent ¹		Value ² of one-dwelling-unit structures		
		Total	Owner occupied	Renter occupied	Vacant non-seasonal not dilap., for rent or sale	Other vacant and non-resident	Number reporting	No private bath or dilap.	No running water or dilap.	Total	Persons per room		Occupied by non-white	Number reporting	Average monthly rent (dollars)	Number reporting	Average value (dollars)
											Number reporting	1.51 or more					
G-1	76	2															
	77	4	3			1			3	3					3	29.000	
	81	3	3						3	3					3	28.333	
	82	4	4						4	4					4	28.000	
	83	2															
	84	2															
	85	13	11	1		1			12	8					7	40.857	
	86	7	6	1					7	7			1		6	42.166	
	87	1															
	88	5	5						5	5					5	55.800	
	89	6	6						6	6					6	46.166	
	90	6	5			1			6	5					5	46.400	
	91	4	4						4	4					4	34.750	
	92	4	4			1			4	4					4	33.750	
	93	3	3						3	3					3	38.333	
	94	2															
	97	17	14	1		2		4	15	15			1		12	19.041	
	98	1															
	99	2															
	100	6	5	1					6	6			1		5	33.000	
	101	2															
	102	3	2			1			2	2					2		
	104	4	4						4	4					4	18.125	
	105	3	15	17		1		2	32	32			16	61.68	8	11.250	
	106	2															
	107	2															
	109	14	1	12	1			2	13	13			13	82.23	1		
	110	2	13	9		1			22	22			9	72.66	12	11.141	
	111	10	7	3					10	10			2		7	18.285	
	112	16	15	1					16	16					15	17.186	
	113	19	15	1		2			19	16			1		15	16.033	
	114	22	21			1			22	21					21	11.509	
	115	46	39	2	1		4		41	41			2		38	23.494	
	116	2	2														
	119	2	2														
	121	1															
G-2	1	3		2													
	2	38	1	4				3	38	38	2		3	52.66	1	14.406	
	5	4	34	3					4	4			1		1		
	7	12	1	3					12	12			4	27.50	5	14.000	
	8	14	6	7					14	14	1		6	46.00	6	22.333	
	9	2															
	10	1															
	11	2															
	13	4	4					1	4	4					3	16.666	
	14	2															
	15	3	3						3	3					3	17.000	
	16	1															
	17	2															
	19	10	7	3				1	10	10			3	35.00	7	10.214	
	21	1															
	22	7	7						7	7					7	32.142	
	23	10	10						10	10					10	39.500	
	24	8	7	1					8	7			1		6	59.333	
	25	17	17						17	17	1				16	45.187	
	26	30	28	1		1			29	28					26	38.692	
	27	20	17	1	1				18	18			1		18	41.777	
	28	28	23						27	27					22	42.840	
	29	8	8	4					8	8			1		8	18.625	
	30	14	14						14	14					14	17.321	
	31	17	16			1			16	16					16	14.250	
	32	23	23						23	23					23	14.839	
	33	17	16			1			17	16					16	15.156	
	34	24	21	2					24	23					20	12.945	
	35	16	13	3					15	15			1		13	14.769	
	36	66	63	2	1			1	65	65			2		62	18.527	
	37	53	50	3					52	52			1		50	16.622	
	38	38	35	3					37	37			2		33	15.090	
	40	4	4						4	4					4	15.000	
	41	4	4						4	4					4	11.625	
	42	5	5						5	5					5	15.000	
	43	4	4						4	4					4	13.750	
	44	8	7	1					8	8			1		7	19.214	
	45	18	15	3					18	17			1		15	14.966	
	46	36	34	2					36	36					33	12.212	
	47	20	19	1					20	20			1		19	11.815	
	48	14	14						14	14					14	14.464	
	49	7	5	2					7	7			2		5	17.000	
	50	20	19	1					20	20					17	20.676	
	51	4	4						3	4					4	13.000	
	54	16	16						16	16					16	14.593	
	55	23	19	4					23	23			3	80.00	19	16.894	
	56	62	55	7					61	60			5	63.00	55	17.200	
	57	34	32	2				1	34	33			1		32	19.078	
	58	31	30		1				31	30					27	16.555	

¹For renter - occupied dwelling units and vacant nonseasonal not dilapidated units, for rent.²For owner - occupied dwelling units and vacant nonseasonal not dilapidated units, for sale only.

Table 3.—CHARACTERISTICS OF HOUSING FOR CENSUS TRACTS, BY BLOCKS: 1950—Con.

Census tract	Block	All dwelling units by occupancy and tenure					All dwelling units by condition and plumbing facilities			Occupied dwelling units			Contract monthly rent ¹		Value ² of one-dwelling-unit structures	
		Total	Owner occupied	Renter occupied	Vacant non-seasonal not dilap., for rent or sale	Other vacant and non-resident	Number reporting	No private bath or dilap.	No running water or dilap.	Total	Persons per room		Number reporting	Average monthly rent (dollars)	Number reporting	Average value (dollars)
											Number reporting	1.51 or more				
G-2	59	25	24	1		24			25	24					24	20,916
	60	33	24		1	33			32	32					33	18,848
	61	9	7	12	1	8			8	8		11	89.09	6	25,477	
	62	9	8		1	9			5	5					9	32,333
	63	10	9	1		10			10	10		1			10	32,444
	64	10	9	1		10			10	10					10	24,714
	65	22	20	1	2	22			20	20					20	30,000
	66	14	14			14			14	14					14	31,428
	67	17	16			17			16	16					16	31,062
	68	9	8			9	1	1	8	8					8	28,150
	70	10	8	2		9			10	9					8	22,375
	71	15	14	1		15			15	15		1			14	16,000
	72	13	12	1		13			13	13					11	14,681
	73	8	7	1		8			8	8					7	18,857
	74	16	14	2		16			16	16					14	16,000
	75	22	22			22			22	22					15	16,000
	76	43	37	6		43			43	40			89.40	35	20,185	
	77	19	19			19			19	19		5			18	14,250
	78	24	23	1		24			24	24					22	22,772
	79	14	13		1	14			13	13		2			13	33,846
81	8	8			8			8	8					8	26,000	
82	15	15			15			15	15					15	22,266	
83	4	4			4			4	4					4	17,500	
84	18	18			18			18	18					18	19,305	
85	6	6			6			6	6					5	21,600	
86	6	6			6			6	6					6	20,500	
87	10	10			10			10	10					9	22,777	
88	207	153	70	4	2	200	4	2	201	196	1	1	151	33	16,554	
89	36	20			36			36	36				62	15	12,866	
90	36	20			36			36	36				19	12	17,833	
91	19	16	3		17			19	19					3	36.66	
92	13	9	4		13			13	13					1	35,833	
G-3	2	3			3			3	3					3	12,333	
	4	4		1	2			4	3					3	12,187	
	5	5			5			5	5					5	15,600	
	6	6			6			6	6					6	17,375	
	7	7			7			7	7					7	20,728	
	8	8			8			8	8					8	17,220	
	9	9			9			9	9					9	13,791	
	10	10			10			10	10					10	13,428	
	11	11			11			11	11					11	11,769	
	12	12			12			12	12					12	16,150	
	13	13			13			13	13					13	15,625	
	14	14			14			14	14					14	12,820	
	15	15			15			15	15					15	12,333	
	16	16			16			16	16					16	15,625	
	17	17			17			17	17					17	12,820	
	18	18			18			18	18					18	12,683	
	19	19			19			19	19					19	14,789	
	20	20			20			20	20					20	12,683	
	21	21			21			21	21					21	12,683	
	22	22			22			22	22					22	14,903	
23	23			23			23	23					23	14,903		
24	24			24			24	24					24	15,903		
25	25			25			25	25					25	15,694		
26	26			26			26	26					26	14,903		
27	27			27			27	27					27	17,250		
28	28			28			28	28					28	21,875		
29	29			29			29	29					29	14,111		
30	30			30			30	30					30	14,333		
31	31			31			31	31					31	14,105		
32	32			32			32	32					32	16,671		
33	33			33			33	33					33	9,448		
34	34			34			34	34					34	13,750		
35	35			35			35	35					35	13,111		
36	36			36			36	36					36	13,222		
37	37			37			37	37					37	12,043		
38	38			38			38	38					38	13,538		
39	39			39			39	39					39	11,687		
40	40			40			40	40					40	7,181		
41	41			41			41	41					41	10,125		
42	42			42			42	42					42	14,000		
43	43			43			43	43					43	9,384		
44	44			44			44	44					44	11,136		
45	45			45			45	45					45	10,227		
46	46			46			46	46					46	10,000		
47	47			47			47	47					47	9,100		
48	48			48			48	48					48	5,875		
49	49			49			49	49					49	7,961		
50	50			50			50	50					50	7,900		
G-4	1	27	17	10		27	4	2	27	27				10	47.60	
	2	43	27	16		42	10	5	43	42		14		15	37.26	

¹For renter - occupied dwelling units and vacant nonseasonal not dilapidated units, for rent.
²For owner - occupied dwelling units and vacant nonseasonal not dilapidated units, for sale only.

Table 3.—CHARACTERISTICS OF HOUSING FOR CENSUS TRACTS, BY BLOCKS: 1950—Con.

Census tract	Block	All dwelling units by occupancy and tenure					All dwelling units by condition and plumbing facilities			Occupied dwelling units				Contract monthly rent ¹		Value ² of one-dwelling-unit structures	
		Total	Owner occupied	Renter occupied	Vacant non-seasonal not dilap., for rent or sale	Other vacant and non-resident	Number reporting	No private bath or dilap.	No running water or dilap.	Total	Persons per room		Occupied by non-white	Number reporting	Average monthly rent (dollars)	Number reporting	Average value (dollars)
											Number reporting	1.51 or more					
G-4	3	11	6	5					11	11			5	30.40	4	51.75	
	4	96	61	35			1	16	96	95	2	38	332	28.69	47	4880	
	5	9	6	3					9	9			3	28.69	4	5500	
	6	42	25	17					42	38	3	3	17	31.17	23	3369	
	7	4	1	3					4	4	1	1	1	28.31	1	51.72	
	8	37	20	16					37	35	2	2	16	28.58	5	5500	
	9	71	55	13	1	2			71	67	4	1	12	30.69	22	5645	
	10	67	27	40					67	67			13	26.59	19	4710	
	11	41	25	14		2			41	39	2	3	18	22.72	17	5341	
	13	50	26	24					50	48	2	3	18	22.72	17	5341	
	14	1							1	1							
	15	9	7	2					9	8	2	5	2	30.32	6	3300	
	16	43	3	38		2			43	39	2	7	4	30.32	8	8933	
	17	13	11	2					13	13		5	3	28.66	9	4750	
	18	13	10	3					13	12	2	7	3	28.66	8	4750	
	19	1							1	1							
	20	35	20	14		1			35	34	1	2	14	53.85	17	6882	
	21	33	15	18					33	33			17	36.58	11	6045	
	22	41	22	19					41	41	1	1	17	44.64	19	5184	
	23	74	44	30					74	73	2	2	28	30.64	36	5555	
	24	34	21	13					34	34	1	1	13	38.46	19	7394	
	25	51	14	36		1			51	50	1	3	13	38.46	7	6214	
	26	39	17	22					39	38			10	45.95	10	7350	
	27	11	1	10					11	11		1	11	34.60	11	6827	
	28	41	18	23		4			41	39		3	23	32.52	22	3327	
	29	63	33	46		2			63	76	1	1	48	37.58	25	36000	
	30	17	7	8		4			17	15	2	11	8	36.12	5	50000	
	31	11	6	5					11	11	1	3	3	43.33	4	30000	
	32	19	14	4		1			19	18	1	6	4	33.00	12	1825	
	33	15	5	8		1			15	12	2	11	9	25.77	3	3600	
	34	32	14	16		2			32	29	1	2	25	26.68	7	4942	
	35	58	16	42					58	57	1	2	4	35.51	8	5562	
	36	75	19	55		1			75	74	1	2	54	31.62	10	4802	
37	13	5	8					13	13		10	8	22.12	2	727		
38	14	8	4		2			14	12	2	9	6	26.50	7	3357		
39	18	7	11					18	18	1	12	11	23.66	5	4200		
G-5	1	10	8	1				9	9			1			8	7287	
	2	16	12	4				16	16	3	6	1		10	4160		
	3	3	3						3	3							
	4	9	2	7					9	9					6	5050	
	6	3	2	1		1			3	3					1	1794	
	7	19	18	1					19	19					17	13352	
	8	8	19	1					8	8					15	14733	
	9	15	15						15	15					62	11833	
	11	93	62	10		1			93	92	1	1	6	35.83	10	15850	
	12	11	11						11	11					16	12656	
	13	18	18						18	17		1			11	11136	
	14	13	11	2					13	13					20	11550	
	15	30	22	8					30	28				53.12	24	15029	
	16	25	24	1					25	25					20	11250	
	17	25	22	3					25	22					19	12500	
	18	23	21	2					23	22					8	9375	
	19	9	8	1					9	9					9	12911	
	20	14	14						14	14					7	11500	
	21	7	7						7	7					4	9300	
	22	12	8	4					12	12					4	7375	
	23	16	11	5					16	15					7	4240	
	24	14	12	2					14	13					10	9400	
	25	14	11	3					14	14					8	9312	
	26	8	7	1					8	8					6	9333	
	27	10	6	4					10	10					3	11000	
	28	7	7						7	7					6	10928	
	29	9	7	2					9	9					7	9057	
	30	15	13	2					15	14					11	10000	
	31	18	17	1					18	17					11	9445	
	32	12	8	4					12	12					5	10300	
	33	13	12	1					13	13					6	9333	
	34	6	5	1					6	6					4	6275	
	35	16	14	2					16	16					13	7769	
36	15	12	3					15	15					11	8254		
37	17	13	4					17	17		1		35.50	11	8272		
38	14	9	5					14	14				43.40	9	9555		
39	15	15						15	15					13	7961		
40	14	11	3					14	14					3	9125		
41	12	7	5					12	12					3	9666		
42	15	10	5					15	15					7	8428		
43	14	13	1					14	14					11	8045		
44	17	14	3					17	17					14	8678		
45	19	13	6		1			19	18					10	8460		
46	15	12	3					15	15					10	8280		
47	15	13	2					15	15					12	8225		
48	18	13	5		1			18	17					11	8181		
49	15	12	3					15	15		1			10	8550		
50	15	9	6					15	15					6	7750		
51	17	14	3					17	17					9	8466		

¹For renter - occupied dwelling units and vacant nonseasonal not dilapidated units, for rent.
²For owner - occupied dwelling units and vacant nonseasonal not dilapidated units, for sale only.

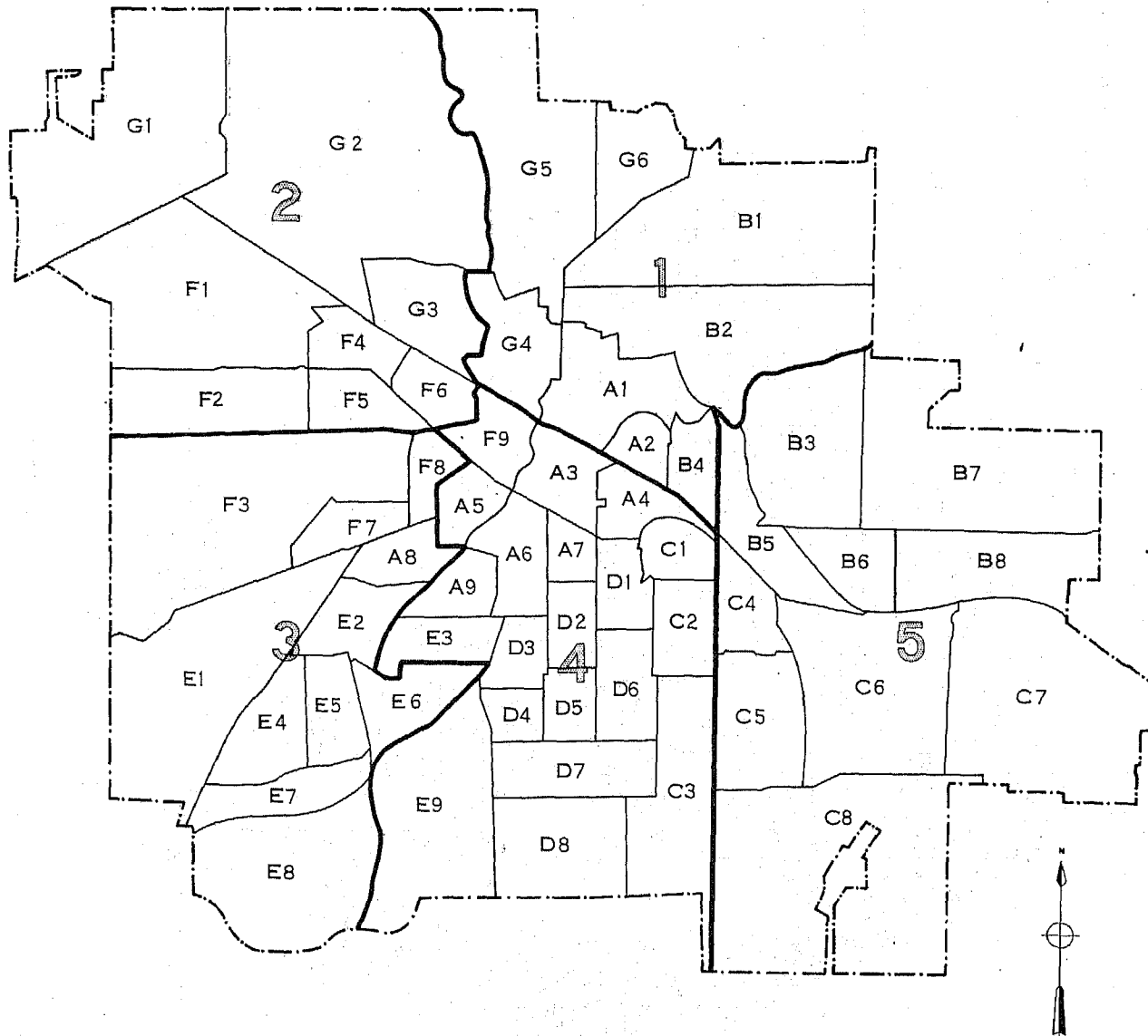
HOUSING—BLOCK STATISTICS

Table 3.—CHARACTERISTICS OF HOUSING FOR CENSUS TRACTS, BY BLOCKS: 1950—Con.

Census tract	Block	All dwelling units by occupancy and tenure					All dwelling units by condition and plumbing facilities			Occupied dwelling units			Contract monthly rent ¹		Value ² of one-dwelling-unit structures		
		Total	Owner occupied	Renter occupied	Vacant non-seasonal not dilap., for rent or sale	Other vacant and non-resident	Number reporting	No private bath or dilap.	No running water or dilap.	Total	Persons per room		Occupied by non-white	Number reporting	Average monthly rent (dollars)	Number reporting	Average value (dollars)
											Number reporting	1.51 or more					
G-6	40	16	13	3					16	16			3	49.66	11	8,681	
	41	30	21	9					30	30	1		9	53.11	19	9,710	
	42	1															
	43	13	12	1					13	13			1		10	10,300	
	44	13	8	4	1				12	12			3	6.00	6	9,533	
	45	18	11	7		1			18	18			6	9.50	8	9,100	
	46	20	14	6					20	20			6	5.00	13	11,115	
	47	12	11	1					12	12			1		10	9,450	
	48	26	19	7					24	25			6	26.66	13	9,346	
	49	29	18	9			2		29	27			9	7.55	14	12,964	
		50	46	30	16				45	46	1		16	49.00	16	10,906	

¹For renter-occupied dwelling units and vacant nonseasonal not dilapidated units, for rent.²For owner-occupied dwelling units and vacant nonseasonal not dilapidated units, for sale only.

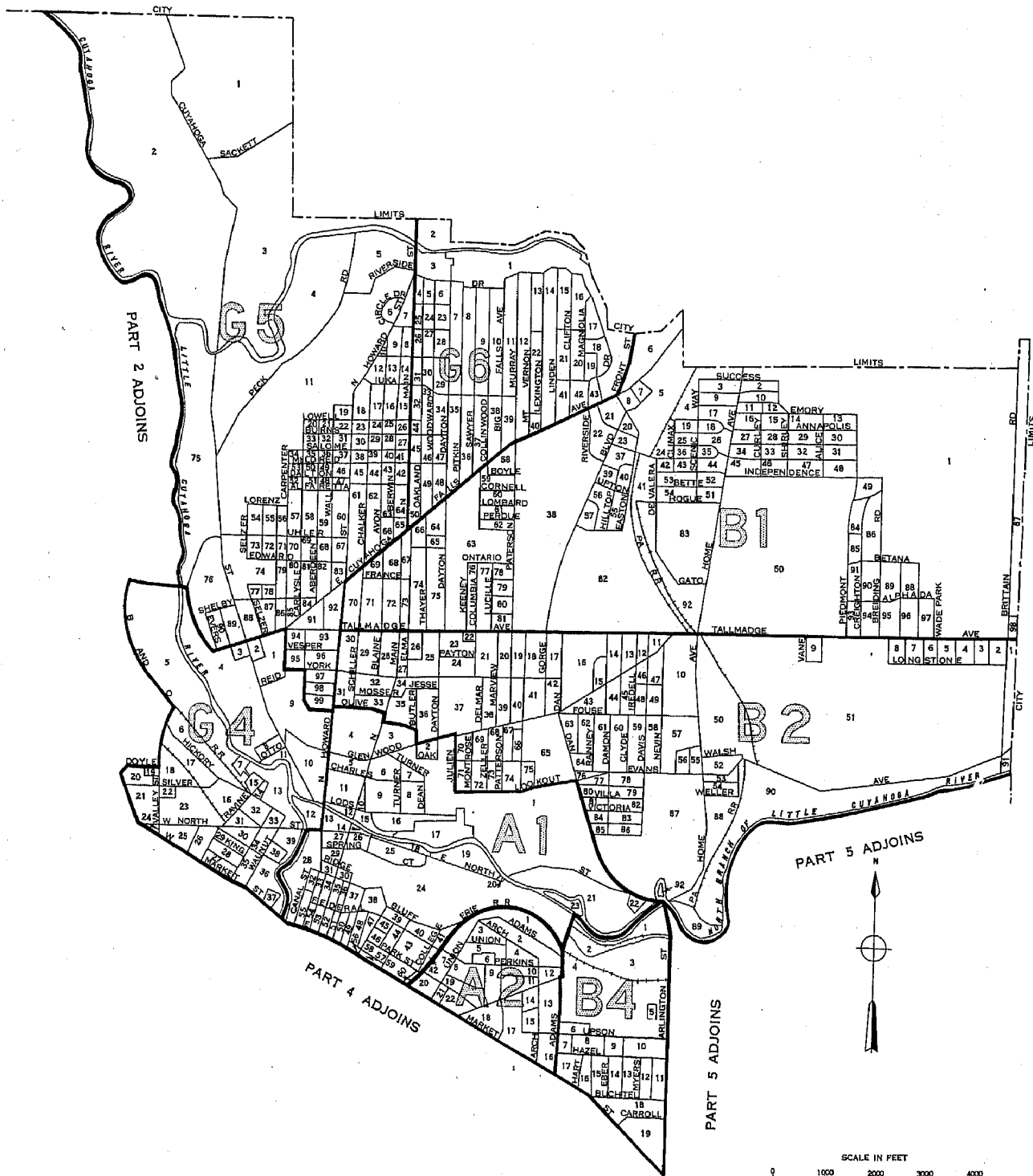
AKRON, OHIO, BY CENSUS TRACTS: 1950
KEY MAP



LEGEND
TRACT NUMBER 9
PART NUMBER 1

AKRON, OHIO, BY CENSUS TRACTS AND BLOCKS: 1950

PART 1 OF 5 PARTS



LEGEND

BLOCK NUMBERS

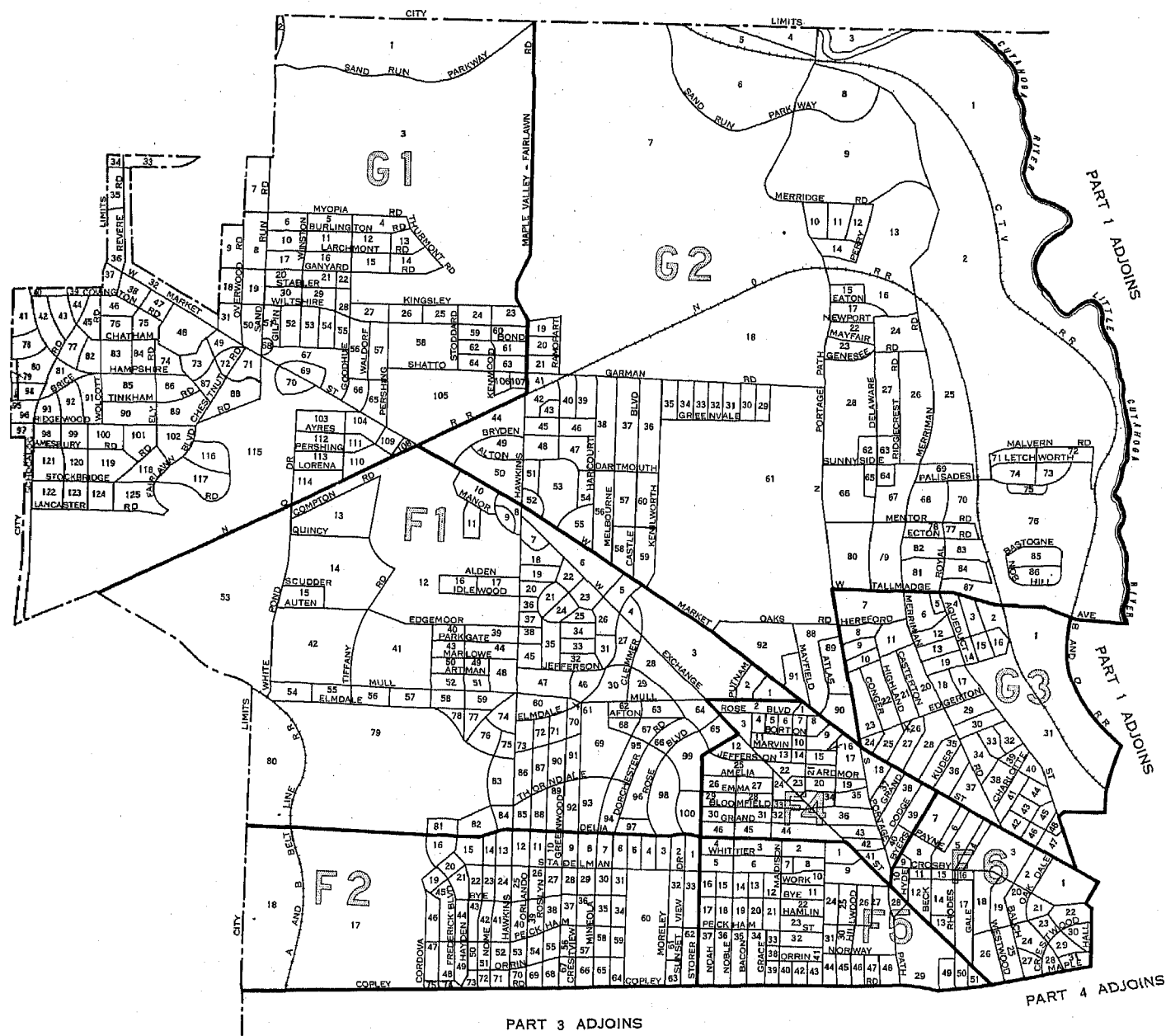
TRACT NUMBERS

TRACT BOUNDARIES

U.S. DEPARTMENT OF COMMERCE, BUREAU OF THE CENSUS

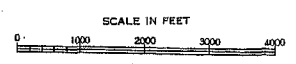
AKRON, OHIO, BY CENSUS TRACTS AND BLOCKS: 1950

PART 2 OF 5 PARTS



PART 3 ADJOINS

PART 4 ADJOINS



LEGEND

- BLOCK NUMBERS
- TRACT NUMBERS
- TRACT BOUNDARIES
- U.S. DEPARTMENT OF COMMERCE, BUREAU OF THE CENSUS

25

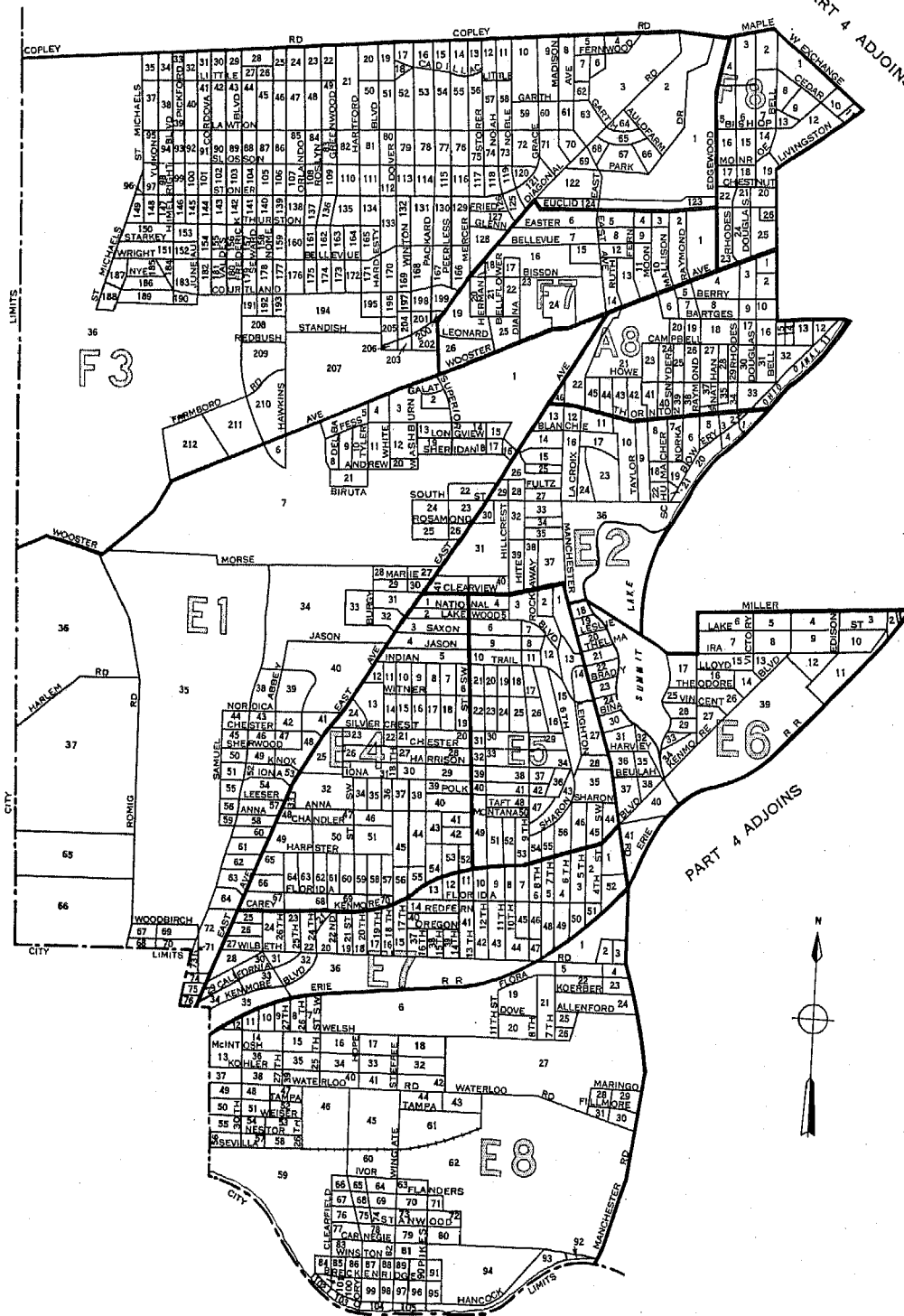
2

AKRON, OHIO, BY CENSUS TRACTS AND BLOCKS: 1950

PART 3 OF 5 PARTS

PART 2 ADJOINS

PART 4 ADJOINS



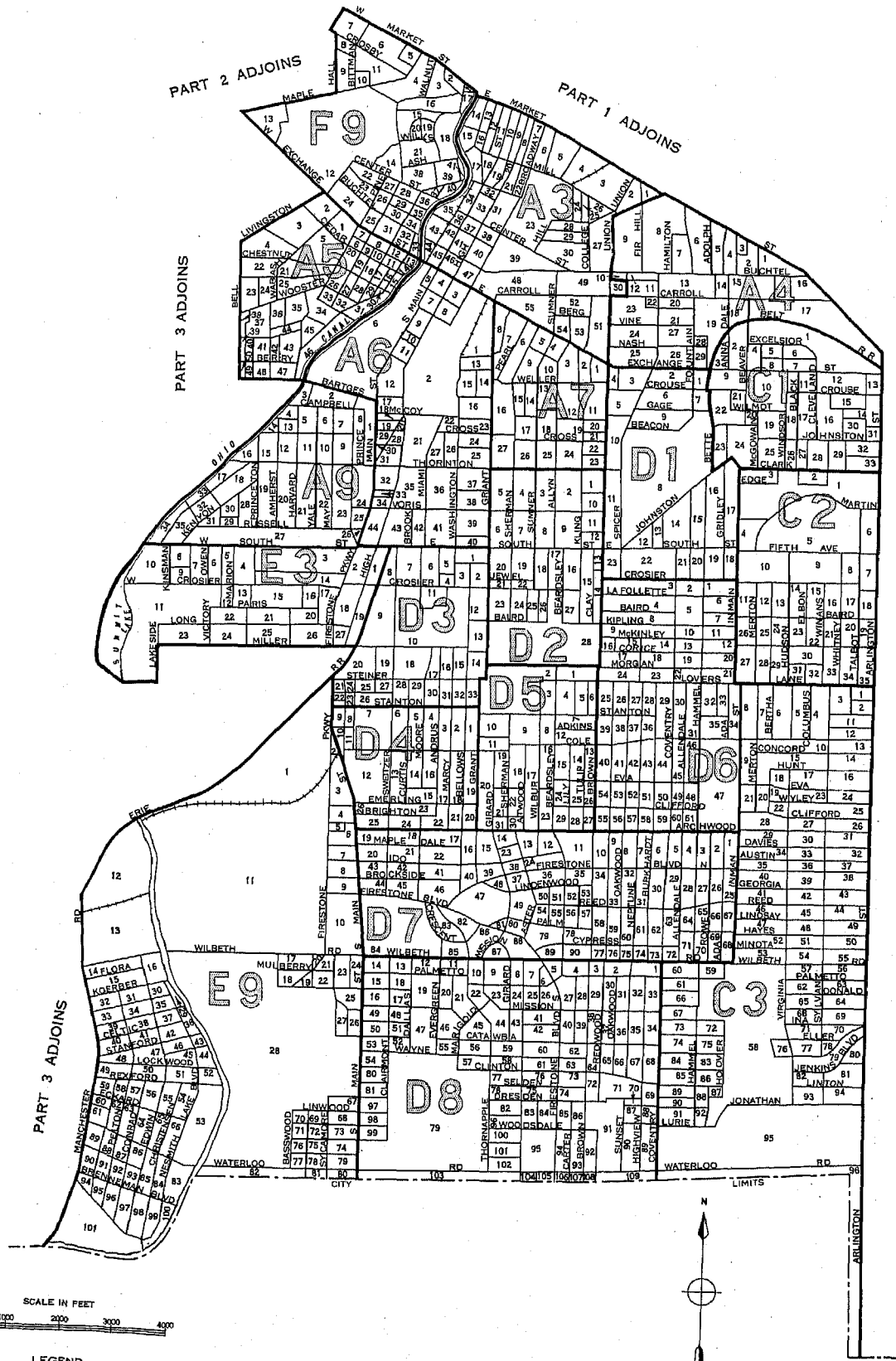
LEGEND

- BLOCK NUMBERS
- TRACT NUMBERS
- TRACT BOUNDARIES
- U.S. DEPARTMENT OF COMMERCE, BUREAU OF THE CENSUS

25
2

AKRON, OHIO, BY CENSUS TRACTS AND BLOCKS: 1950

PART 4 OF 5 PARTS

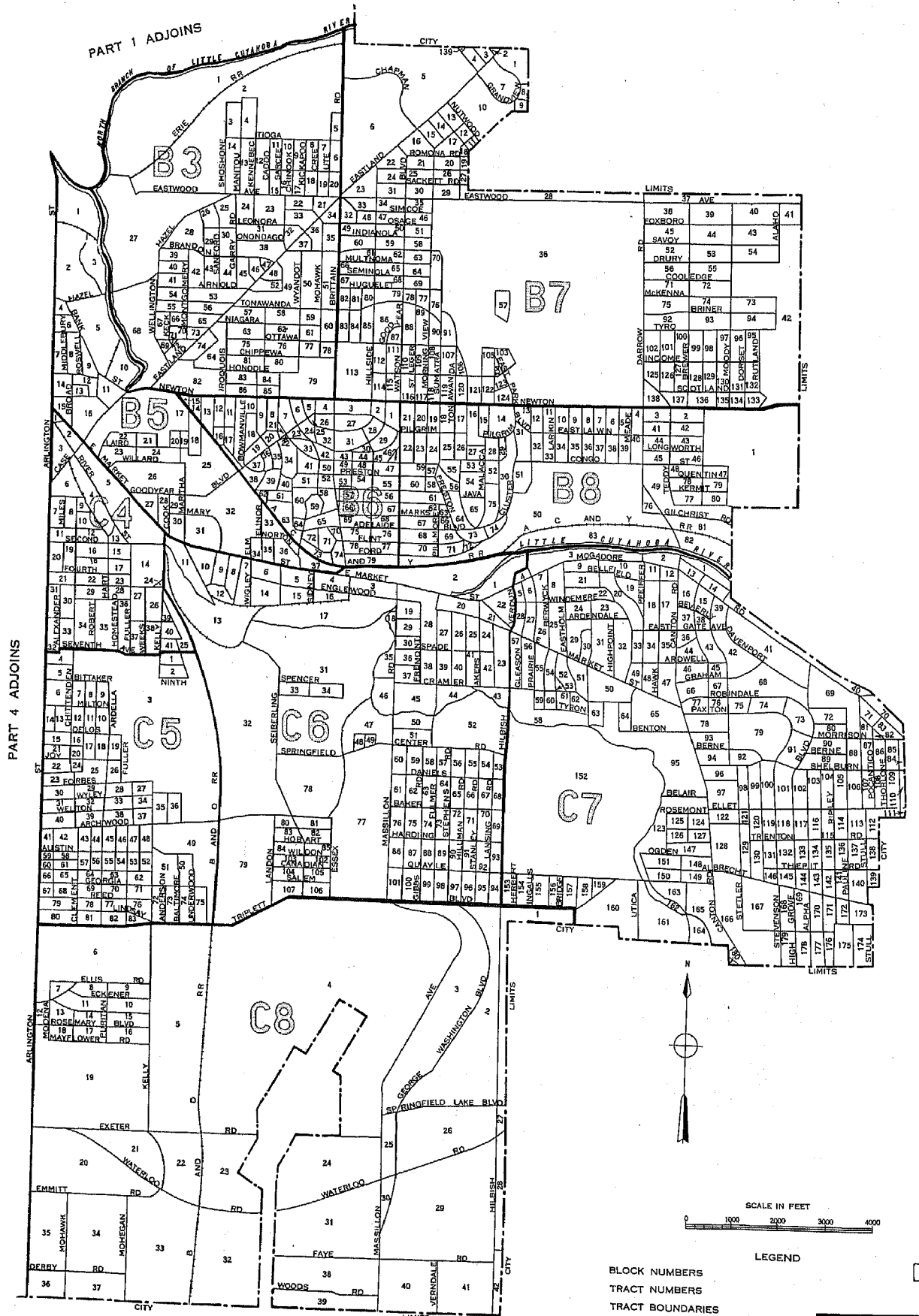


25

2

AKRON, OHIO, BY CENSUS TRACTS AND BLOCKS: 1950

PART 5 OF 5 PARTS



LEGEND

- BLOCK NUMBERS
- TRACT NUMBERS
- TRACT BOUNDARIES

U.S. DEPARTMENT OF COMMERCE, BUREAU OF THE CENSUS