


# 1950 UNITED STATES CENSUS OF HOUSING

U. S. DEPARTMENT OF COMMERCE • BUREAU OF THE CENSUS



**ALAMEDA, CALIF.**

**BLOCK  
STATISTICS**

## U. S. CENSUS OF HOUSING: 1950

### Volume

- I General Characteristics
- II Nonfarm Housing Characteristics
- III Farm Housing Characteristics
- IV Residential Financing
- V Block Statistics

Housing statistics for census tracts are to be included in the Population reports on census tracts.

## U. S. CENSUS OF POPULATION: 1950

### Volume

- I Number of Inhabitants
- II Characteristics of the Population

Succeeding volumes will cover the following subjects:

Census Tracts, Nativity and Parentage, Nonwhite Population by Race, Persons of Spanish Surname, Institutional Population, Differential Fertility, Labor Force Characteristics, Occupation, Industry, Income, Internal Migration, Education, Characteristics of Families and Households.

**UNITED STATES CENSUS of HOUSING : 1950**  
U. S. DEPARTMENT OF COMMERCE  
CHARLES SAWYER, Secretary

BUREAU OF THE CENSUS  
ROY V. PEEL, Director



**BLOCK STATISTICS**


**ALAMEDA**  
**CALIFORNIA**

*Prepared under the supervision of*  
Howard G. Brunsman, Chief  
*Population and Housing Division*

1950 HOUSING CENSUS REPORT  
VOLUME V, PART 2

UNITED STATES GOVERNMENT PRINTING OFFICE 1952

**BLOCKS • CENSUS TRACTS**





## BUREAU OF THE CENSUS

ROY V. PEEL, *Director*

A. ROSS ECKLER, *Deputy Director*  
HOWARD C. GRIEVES, *Assistant Director*  
CONRAD TAEUBER, *Assistant Director*  
MORRIS H. HANSEN, *Assistant Director for Statistical Standards*  
ROBERT Y. PHILLIPS, *Assistant Director for Operations*  
CALVERT L. DEDRICK, *Coordinator, International Statistics*  
FRANK R. WILSON, *Information Assistant to the Director*

### Population and Housing Division—

HOWARD G. BRUNSMAN, *Chief*  
WAYNE F. DAUGHERTY, *Assistant Chief for Housing*  
ROBERT B. VOIGHT, *Assistant Chief for Operations*  
HENRY S. SHRYOCK, JR., *Assistant Chief for Population*  
EDWIN D. GOLDFIELD, *Program Coordinator*

Quality and Equipment Statistics—Robert C. Hamer, *Chief*  
Inventory Statistics—Carl A. S. Coan, *Chief*  
Developmental Programs—J. Hugh Rose, *Chief*  
Residential Financing—Junia H. Honnold, *Chief*  
Territories and Possessions—Joel Williams, *Chief*  
Statistical Sampling—Joseph Steinberg, *Chief*  
Statistical Procedure—Morton A. Meyer, *Chief*  
Processing Operations—Milton D. Lieberman, *Chief*

### Administrative Service Division—WALTER L. KEHRES, *Chief*

Agriculture Division—RAY HURLEY, *Chief*  
Budget Officer—CHARLES H. ALEXANDER  
Business Division—HARVEY KAILIN, *Acting Chief*  
Field Division—LOWELL T. GALT, *Chief*  
Foreign Trade Division—J. EDWARD ELY, *Chief*  
Geography Division—CLARENCE E. BATSCHLET, *Chief*  
Governments Division—ALLEN D. MANVEL, *Chief*  
Industry Division—MAXWELL R. CONKLIN, *Chief*  
Machine Tabulation Division—C. F. VAN AKEN, *Chief*  
Personnel Division—HELEN D. ALMON, *Chief*

### SUGGESTED IDENTIFICATION

U. S. Bureau of the Census. *U. S. Census of Housing: 1950. Vol. V, Block Statistics, Part. 2.*  
U. S. Government Printing Office, Washington, D. C., 1952.

For sale by the Superintendent of Documents, U. S. Government Printing Office, Washington 25, D. C.,  
or any of the Field Offices of the Department of Commerce - Price 15 cents

## PREFACE

This report presents statistics on characteristics of dwelling units by blocks for the city. The tabulations are based on data from the 1950 Census of Housing, taken as of April 1, 1950. Authorization for the 1950 Census of Housing as part of the Seventeenth Decennial Census was provided by the Housing Act of 1949, approved July 15, 1949.

The major portion of the information compiled from the 1950 Census of Housing appears in Volume I, *General Characteristics*; Volume II, *Nonfarm Housing Characteristics*; Volume III, *Farm Housing Characteristics*; Volume IV, *Residential Financing*; and Volume V, *Block Statistics*. Volume V consists of separate reports, issued as bulletins for each of the 209 cities which in 1940 or in a subsequent census had a population of 50,000 or more. These reports will not be bound into a single publication.

The subjects covered in both the 1950 and 1940 reports on characteristics of dwelling units by blocks are substantially similar.

This report was prepared under the direction of Howard G. Brunsman, Chief, Population and Housing Division, and Wayne F. Daugherty, Assistant Chief for Housing. Robert C. Hamer, Chief, Quality and Equipment Statistics Section, was in charge of coordinating the content and the format of the report with assistance from Carl A. S. Coan, Chief, Inventory Statistics Section; Floyd D. McNaughton, Chief, Equipment and Facilities Unit; Beulah Washabaugh, Chief, Tenure and Vacancy Unit; and Walter A. Hines. The compilation of the statistics was under the supervision of Robert B. Voight, Assistant Chief for Operations.

The collection of the information on which these statistics are based was under the supervision of Lowell T. Galt, Chief, Field Division. The geographic work, including the assignment of all block numbers and the preparation of maps, was under the supervision of Clarence E. Batschelet, Chief, Geography Division. The data were tabulated under the supervision of C. F. Van Aken, Chief, Machine Tabulation Division.

February 1952.

# ALAMEDA, CALIF.

## CONTENTS

### INTRODUCTION

	Page		Page
General.....	1	Definitions and explanations--Continued	
Related reports.....	1	Condition and plumbing facilities.....	2
Census tracts.....	1	Persons per room.....	2
Use of data.....	1	Color of occupants.....	2
Comparability with 1940 Housing Census data.....	1	Contract monthly rent.....	2
Definitions and explanations.....	1	Value of one-dwelling-unit structures.....	2
Dwelling unit.....	1	Number reporting.....	2
Occupancy and tenure.....	2	Block identification.....	2

### TABLES

	Page
Table 1.—Characteristics of housing for the city: 1950.....	3
Table 2.—Characteristics of housing by census tracts: 1950.....	3
Table 3.—Characteristics of housing for census tracts, by blocks: 1950.....	4

Map of city, by blocks, appears following last page of tables.

# BLOCK STATISTICS

## INTRODUCTION

### GENERAL

Volume V of the Reports on Housing consists of a separate report for each of the 209 cities which in 1940, or in a subsequent census prior to 1950, had a population of 50,000 or more. Each report presents for the city, by blocks, tabulations for a limited number of subjects obtained in the Census of Housing. The subjects in these reports are similar to those in the block statistics supplements to Volume I of the reports of the 1940 Census of Housing. The subjects in this report present the number of dwelling units classified by occupancy and tenure, condition and plumbing facilities, persons per room, color of occupants, average contract monthly rent of renter-occupied and selected vacant units, and the average value of one-dwelling-unit owner-occupied and selected vacant structures. In table 1, the statistics for these subjects are summarized for the city. Table 2 contains the statistics for census tracts. In table 3, the data are presented by blocks within census tracts. Maps identifying the location of each block and the census tract boundaries are a part of this report.

**Related reports.**—Related statistics for this city are contained in the Reports on Housing, Volume I, *General Characteristics*; and in the Reports on Population, Volume I, *Number of Inhabitants*, and Volume II, *Characteristics of the Population*.

The Reports on Housing for each State in Volume I present data on the characteristics of dwelling units for the State by residence (urban, rural nonfarm, and rural farm), for standard metropolitan areas, urbanized areas, counties, for urban places, places of 1,000 to 2,500 inhabitants, and rural-nonfarm and rural-farm dwelling units for each county. Each report includes the following subjects: occupancy, tenure, race of occupants, type of structure, year built, condition and plumbing facilities, water supply, toilet and bathing facilities, number of rooms, number of persons per room, electric lighting, heating equipment, heating and cooking fuels, refrigeration equipment, kitchen sink, radio, television, and, for nonfarm units, the contract monthly rent, gross monthly rent, and value of one-dwelling-unit structures.

Volume I of the Reports on Population shows the 1950 population of each county and of each minor civil division within the county. It also contains figures for each incorporated place, for each unincorporated place with 1,000 or more inhabitants, and for incorporated places of 5,000 or more by wards. A special series of tables presents data for each urbanized area giving the incorporated places and portions of minor civil divisions within it.

Volume II of the 1950 Population Reports contains statistics on the general characteristics of the population. Chapter A of this volume repeats the figures on number of inhabitants as shown in Volume I; Chapter B presents demographic, economic, and social characteristics of the population; and Chapter C gives more detailed cross-classifications for States and large cities and standard metropolitan areas.

**Census tracts.**—Census tracts are small areas into which certain large cities have been subdivided for statistical and local administrative purposes. In most cases the tracts are permanently established, so that comparison may be made from census to census. The boundaries of tracts are established so as to include approximately equal numbers of inhabitants or equal areas; and each tract is designed to represent an area that is fairly

homogeneous in population characteristics. Although the tracted areas of some cities extend into the suburbs, the data shown in this report are restricted to the tracts within the corporate limits of the city.

**Use of data.**—The tabulation of housing characteristics for areas as small as city blocks provides descriptive material of considerable value for technical studies of housing in the city. The statistics will be useful in compiling totals for special types of areas that may be defined to meet the requirements of individual investigators. Users of the data should bear in mind that in practically all cases the data for a given block represent the work of only one enumerator. Consequently, housing characteristics for blocks are subject to a wider margin of error than is to be expected in the figures for tracts or wards which represent returns made by a number of enumerators. Misinterpretation of instructions by one enumerator may cause a significant bias in the statistics for a block even though it may have a negligible effect upon the figures for larger areas. In particular, the enumeration of "condition" depended to a considerable extent upon the judgment of the individual enumerator. Also, failure to indicate the correct block number for a significant number of dwelling units may introduce errors into the block data.

**Comparability with 1940 Housing Census data.**—In the 1940 Census of Housing, reports entitled "Block Statistics" were issued as supplements to the first series of Housing bulletins. These supplements consisted of separate reports for each of the 191 cities which had 50,000 inhabitants or more in 1930.

In the 1950 reports, the block numbers used are different, in most cases, from those used in the 1940 reports. Therefore, to compare 1940 and 1950 data for a given block, it is necessary to locate the block on the maps to obtain the corresponding 1940 and 1950 block numbers.

The subjects in both the 1940 and 1950 reports are substantially similar. However, data on number of structures, year built, and mortgage status have been omitted from the 1950 report. Furthermore, in the 1940 reports average contract or estimated monthly rent was reported for all dwelling units while in 1950 average contract monthly rent is reported for some, and average value for other, dwelling units.

### DEFINITIONS AND EXPLANATIONS

More detailed and complete definitions are presented in Volume I of the Housing Reports.

**Dwelling unit.**—In general, a dwelling unit is a group of rooms or a single room, occupied or intended for occupancy as separate living quarters, by a family or other group of persons living together or by a person living alone.

A group of rooms, occupied or intended for occupancy as separate living quarters, is a dwelling unit if it has separate cooking equipment or a separate entrance. A single room, occupied or intended for occupancy as separate living quarters, is a dwelling unit if it has separate cooking equipment or if it constitutes the only living quarters in the structure. Also, each apartment in a regular apartment house is a dwelling unit even though it may not have separate cooking equipment. Excluded from the dwelling unit count are large rooming houses, institutions, dormitories, and transient hotels and tourists courts.

In the 1940 Census, a dwelling unit was defined as the living quarters occupied or intended for occupancy by one household.

A household consisted of a family or other group of persons living together with common housekeeping arrangements, or a person living entirely alone. However, the enumerator was not explicitly instructed to define rooms as dwelling units on the basis of cooking equipment or separate entrance.

The number of dwelling units in the 1950 Census may be regarded as comparable with the number of dwelling units in the 1940 Census. Some living quarters may have been classified as separate dwelling units in the one census and not in the other. Further, in the 1950 Census, living quarters with five or more lodgers were not tabulated as dwelling units; generally, such quarters were included in the 1940 dwelling unit count. However, the net effect of these changes is probably small.

**Occupancy and tenure.**—Dwelling units are classified by occupancy and tenure into four groups: owner-occupied; renter-occupied; vacant nonseasonal not dilapidated, for rent or sale; and other vacant and nonresident. A dwelling unit is classified as owner-occupied if it was owned wholly or in part by the head of the household or by some related member of his family living in the dwelling unit. All other occupied units are classified as renter-occupied whether or not cash rent was actually paid for living quarters. Rent-free units and living accommodations received in payment for services performed are thus included with the renter-occupied units.

A dwelling unit is considered vacant if no persons are living in it at the time of enumeration. New units not yet occupied were enumerated as vacant dwelling units if construction had proceeded to the extent that all the exterior windows and doors were installed and final usable floors were in place. The classification "Vacant nonseasonal not dilapidated, for rent or sale" is descriptive of the vacant dwelling units reported in this classification. "Other vacant and nonresident" units include all dilapidated and seasonal vacant units as well as the not dilapidated units which were not for rent or sale.

Because of changes in enumeration procedures, the counts of total vacant units in 1940 and 1950 are not strictly comparable. In 1940, vacant units were enumerated if they were habitable; units uninhabitable and beyond repair were excluded from the enumeration. In 1950, units were included regardless of condition if they were intended for occupancy as living quarters. Therefore, no comparison should be made between the data on "vacant nonseasonal not dilapidated, for rent or sale" units from the 1950 Census and data in the 1940 Census reports.

In both censuses, dwelling units occupied entirely by non-residents were included with vacant units not for rent or sale. Trailers, tents, houseboats, and railroad cars which were vacant were excluded from the dwelling unit inventory in both 1950 and 1940.

**Condition and plumbing facilities.**—Data on condition of a dwelling unit are shown in combination with data for selected plumbing facilities and are, therefore, limited to units for which both condition and plumbing facilities are reported. Plumbing facilities include water supply, toilet facilities, and bathing facilities.

The category "with private bath" includes those dwelling units reported with both a flush toilet and a bathtub or shower inside the structure for the exclusive use of the occupants of the unit. The category "no private bath" includes those dwelling units not having private flush toilet or not having private bathing facilities. The "no running water" category includes units with only piped running water outside the structure or with only other sources such as a hand pump.

A dwelling unit is "dilapidated" when it is run-down or neglected, or is of inadequate original construction, so that it does not provide adequate shelter or protection against the elements or it endangers the safety of the occupants.

**Persons per room.**—The number of persons per room has been computed for each occupied dwelling unit by dividing the number

of persons in the dwelling unit by the number of rooms in the dwelling unit. All persons enumerated in the Population Census as members of the household (including lodgers, servants, and other nonrelated persons) are counted in determining the number of persons that occupy the dwelling unit. The number of rooms in the dwelling unit includes all rooms available for living quarters throughout the year. Not counted as rooms are bathrooms, closets, pantries, halls, screened porches, and unfinished rooms in the basement and attic.

**Color of occupants.**—Occupied dwelling units are classified by color of head of household according to the definition used in the 1950 Census of Population. The group designated as "non-white" consists of Negroes, Indians, Japanese, Chinese, and other nonwhite races. Persons who are not definitely Indian or of other nonwhite race are classified as white.

**Contract monthly rent.**—Contract monthly rent is the rent, at the time of enumeration, contracted for by the renter regardless of whether it includes furniture, heating fuel, electricity, cooking fuel, water, or personal services.

Monthly rent for vacant dwelling units is the amount asked for the dwelling unit at the time of enumeration. The average monthly rent relates to renter-occupied dwelling units and vacant nonseasonal not dilapidated units for rent. Dwelling units which are occupied "rent-free" are not included with the units reporting rent.

**Value of one-dwelling-unit structures.**—Average value is shown for owner-occupied dwelling units and vacant nonseasonal not dilapidated units which are for sale only. Value is shown only if the unit is in a one-dwelling-unit structure without business and if it is the only dwelling unit included in the property. The value represents the amount for which the owner estimates that the property, including such land as belongs with it, would sell under ordinary conditions and not at a forced sale. For vacant units, value is the sale price asked by the owner.

**Number reporting.**—Occupancy and tenure are reported for all dwelling units, and color of occupants is reported for all occupied units. The corresponding distributions for these subjects in table 1 are based on all dwelling units and on occupied units, respectively. For all other subjects, the distributions are based on the units for which the specific characteristics are reported, that is, the "Number reporting."

The number of dwelling units for which the enumerator obtained no report on a particular item is shown for the city totals only; however, the number "not reported" can easily be derived for each area in tables 2 and 3 by subtracting the number reporting from the total number of dwelling units (or total occupied).

**Block identification.**—A map or series of maps is included in this report showing block numbers for each block, number and letter designations for tracts, and the names of principal streets.

Blocks are identified by serial numbers, a separate series of numbers being used for each tract. Thus, the location of each block for which data are presented in table 3 may be determined by referring to the tract and block number shown on the map. Similarly, data for a specific block may be located in the table by reference to the map for identification numbers of the tract and block.

If no dwelling units are reported for a block, the block number is not listed in table 3, although it is shown on the map. Dwelling units for which the block number was not reported are indicated in the table by the symbol "NR." Detailed data are not shown for such dwelling units, nor for blocks containing fewer than three dwelling units. Average monthly rent is not shown when the monthly rent was reported for fewer than three dwelling units. Average value is not shown when the value of one-dwelling-unit properties was reported for fewer than three dwelling units. All dwelling units are included, however, in the statistics for the city and for each tract.



Table 1.—CHARACTERISTICS OF HOUSING FOR THE CITY: 1950

Subject	Number	Percent	Subject	Number	Percent
<b>OCCUPANCY AND TENURE</b>			<b>PERSONS PER ROOM</b>		
All dwelling units.....	21,289	100.0	Occupied dwelling units.....	20,334	...
Owner occupied.....	7,960	37.4	Number reporting.....	20,103	100.0
Renter occupied.....	12,374	58.1	1.50 or less.....	19,746	98.2
Vacant nonseasonal not dilapidated, for rent or sale.....	617	2.9	1.51 or more.....	357	1.8
Other vacant and nonresident.....	338	1.6	Not reported.....	231	...
<b>CONDITION AND PLUMBING FACILITIES</b>			<b>CONTRACT MONTHLY RENT</b>		
All dwelling units.....	21,289	...	Renter-occupied, and vacant nonseasonal not dilapidated units, for rent—Number reporting.....	12,425	...
Number reporting.....	20,911	100.0	Total contract monthly rent..... dollars..	520,111	...
With private bath, not dilapidated.....	19,911	95.2	Average monthly rent..... dollars..	41.86	...
No private bath, with running water, not dilapidated.....	708	3.4	<b>VALUE OF ONE-DWELLING-UNIT STRUCTURES</b>		
No running water or dilapidated.....	292	1.4	Owner-occupied, <sup>1</sup> and vacant nonseasonal not dilapidated units, for sale only—Number reporting.....	6,160	...
Condition or plumbing facilities not reported.....	378	...	Total value or sale price..... dollars..	69,097,200	...
No private bath or dilapidated.....	1,000	4.8	Average value..... dollars..	11,217	...
<b>COLOR OF OCCUPANTS</b>					
Occupied dwelling units.....	20,334	100.0			
White.....	18,849	92.7			
Nonwhite.....	1,485	7.3			

<sup>1</sup> Restricted to 1-dwelling-unit properties.

Table 2.—CHARACTERISTICS OF HOUSING BY CENSUS TRACTS: 1950

Census tract	All dwelling units by occupancy and tenure					All dwelling units by condition and plumbing facilities			Occupied dwelling units			Contract monthly rent <sup>1</sup>		Value <sup>2</sup> of one-dwelling-unit structures		
	Total	Owner occupied	Renter occupied	Vacant non-seasonal not dilap., for rent or sale	Other vacant and non-resident	Number reporting	No private bath or dilap.	No running water or dilap.	Persons per room		Occupied by non-white	Number reporting	Average monthly rent (dollars)	Number reporting	Average value (dollars)	
									Total	1.51 or more						
<b>TOTAL</b>	<b>21289</b>	<b>7960</b>	<b>12374</b>	<b>617</b>	<b>338</b>	<b>20911</b>	<b>1000</b>	<b>292</b>	<b>20334</b>	<b>20103</b>	<b>357</b>	<b>1485</b>	<b>12425</b>	<b>41.86</b>	<b>6160</b>	<b>11,217</b>
AC-9	1415	1065	332	13	5	1393	38	17	1397	1375	10	11	318	50.38	941	15,231
AC-10	4212	1290	2570	192	160	4151	270	98	3860	3830	98	559	2628	37.58	968	8,191
AC-11	6076	1002	4804	242	28	5993	145	46	5806	5742	156	860	4937	48.33	724	8,425
AC-12	1957	836	1062	32	27	1929	82	17	1898	1863	15	7	1043	47.64	623	11,716
AC-13	1969	853	1057	35	24	1917	152	20	1910	1883	32	10	1041	48.66	603	13,714
AC-14	2173	752	1325	53	43	2108	159	17	2077	2047	22	15	1301	46.71	450	10,300
AC-15	1595	922	625	21	27	1570	56	24	1547	1537	13	4	601	48.44	772	11,745
AC-16	1892	1240	599	29	24	1850	98	53	1839	1826	11	19	556	44.60	1079	10,622

<sup>1</sup>For renter-occupied dwelling units and vacant nonseasonal not dilapidated units, for rent.

<sup>2</sup>For owner-occupied dwelling units and vacant nonseasonal not dilapidated units, for sale only.

HOUSING—BLOCK STATISTICS

Table 3.—CHARACTERISTICS OF HOUSING FOR CENSUS TRACTS, BY BLOCKS: 1950

[Detailed statistics not shown for blocks containing fewer than 3 dwelling units, nor for dwelling units not allocated by blocks (designated by NR)]

Census tract	Block	All dwelling units by occupancy and tenure					All dwelling units by condition and plumbing facilities			Occupied dwelling units			Contract monthly rent <sup>1</sup>		Value <sup>2</sup> of one-dwelling-unit structures		
		Total	Owner occupied	Renter occupied	Vacant non-seasonal not dilap., for rent or sale	Other vacant and non-resident	Number reporting	No private bath or dilap.	No running water or dilap.	Total	Persons per room		Occupied by non-white	Number reporting	Average monthly rent (dollars)	Number reporting	Average value (dollars)
											Number reporting	1.51 or more					
AC-9	1	48	43	5					48	45			5	936.0	40	18,875	
	2	14	14						14	14					14	17,214	
	3	30	30						30	30			2		14	16,700	
	4	21	21		1				21	22			2		13	13,922	
	5	7	7						9	9			2		2	14,200	
	6	15	7	8					15	15			8	353.7	2		
	7	12	3	9					12	12	1		9	357.7			
	8	14	6	8					13	14	1		8	281.2	4	7,875	
	9	24	12	11	1				24	23		2	10	294.0	6	5,666	
	10	16	16						25	25			9	657.7	2	14,923	
	11	27	27						26	27			2		13	16,000	
	12	20	20						22	27			2		20	16,300	
	13	10	10						22	21			2		9	14,555	
	14	13	13						20	20			10	58.70	9	19,272	
	15	18	18						13	13			1		11	16,500	
	16	21	21		1				18	18			4	98.75	2	16,522	
	17	24	24						26	25			4	715.0	2	17,625	
	18	19	19		1				24	23			4		2	17,672	
	19	29	29		1				29	29					2	15,071	
	20	26	24	2					26	25			2		21	15,035	
	21	17	17						24	24			7	74.00	14	14,229	
	22	24	23	1					41	40			13	511.5	24	10,450	
	23	22	22						20	20			13	603.8	4	7,500	
	24	42	42						42	42			19	434.2	17	7,500	
	25	26	26		1	2			26	23			16	421.8	4	8,125	
	26	40	40						40	40	2	3	28	421.7	8	8,000	
	27	21	21						21	21		1	9	378.8	9	7,922	
	28	20	20						20	20	2		9	482.7	8	8,750	
	29	18	17	1					18	18			1		17	10,700	
	30	19	12	7					19	19			6	396.6	11	9,636	
	31	15	15						15	15			14		14	19,642	
	32	14	14						14	14			13		20	26,922	
	33	27	26	1					27	26			1		24	24,583	
	34	19	19						19	19			1		19	28,894	
	35	15	15						15	15			15		15	19,400	
	36	18	18						18	18			18		18	20,166	
	37	27	27		1				27	27			1		25	13,440	
	38	41	41						41	41			26	656.1	25	15,036	
	39	21	21						21	21	1		26		19	13,184	
	40	24	21	3					24	24			3		21	12,547	
41	11	11		1	1			11	10			2	653.3	9	12,866		
42	19	19						19	19	1		1		16	17,562		
43	13	13						13	13			1		11	20,000		
44	22	22						22	22			2		22	16,659		
45	10	10						10	10			9		9	16,777		
46	55	53	2					55	51			1		4	14,350		
47	60	49	11		1			60	58			7	645.7	4	11,593		
48	53	47	6		1			53	52			4	505.0	4	14,967		
49	18	17	1					18	18			1		9	20,000		
50	20	19	1					20	19			1		19	20,105		
51	56	41	15	3				56	53	1		14	420.7	17	18,540		
52	48	26	22	4				48	48			21	40.76	21	9,590		
53	26	22	4					26	26			4	55.75	22	9,590		
54	24	13	10	1				24	23			10	42.40	9	6,811		
55	9	3	6					9	9		2	6	45.00	9	4,500		
56	19	5	13		1			19	18	1		13	300.7	4	6,875		
AC-10	2	3	1	2				3	3			2					
	4	493	7	366	63	57		484	58	58		18	201	421	332.2	1	
	5	174	15	131	1	42		172	5	5		4	60	130	336.6		
	6	15	13	2				15	15			9	15	338.0			
	7	172	133	39				172	133			2	136	330.8			
	8	181	74	107	5	34		181	3	2			172	298.6			
	9	74	4	70	1			74	73				68	367.3			
	10	27	19	8	1			27	26	1			8	482.5			
	11	617	109	473	33	2		615	1	1			8	361.7	1	8,264	
	12	40	7	32	1			40	39	1			32	362.8	10	8,187	
	13	25	13	10	2			25	23				11	352.7	9	7,533	
	14	31	23	8				31	31	1			7	382.8	18	7,861	
	15	18	15	3	1			18	18				10	361.0	18	5,900	
	16	25	17	8				25	25	2			8	295.0	15	6,766	
	17	15	8	7	1			15	14		1		7	40.00	7	6,071	
	18	19	7	12		1		19	18				10	385.0	4	3,500	
19	11	7	4				11	10	4			1		4	3,500		
20	15	11	4				15	15				3	383.3	10	3,500		
21	19	11	8				19	18				3	478.0	10	6,000		
22	23	15	8				23	22				10	395.0	3	6,000		
23	10	8	2				10	10				8	395.0	10	7,030		
24	23	11	12				23	23				2		6	8,866		
25	21	15	6	4	1		21	18	3			10	517.0	6	9,166		
26	18	11	7				18	18				6	466.6	12	7,625		
27	36	15	21				36	36				7	478.5	11	7,500		
28	28	20	8				28	27				21	45.76	10	7,250		
29	34	16	18	2			34	32			2	7	582.8	16	7,812		
30	23	13	10				23	23				16	428.7	12	8,308		
31	13	10	3				13	13	2		1	10	349.0	10	7,770		

<sup>1</sup>For renter - occupied dwelling units and vacant nonseasonal not dilapidated units, for rent.  
<sup>2</sup>For owner - occupied dwelling units and vacant nonseasonal not dilapidated units, for sale only.

Table 3.—CHARACTERISTICS OF HOUSING FOR CENSUS TRACTS, BY BLOCKS: 1950—Con.

Census tract	Block	All dwelling units by occupancy and tenure					All dwelling units by condition and plumbing facilities			Occupied dwelling units			Contract monthly rent <sup>1</sup>		Value <sup>2</sup> of one-dwelling-unit structures	
		Total	Owner occupied	Renter occupied	Vacant non-seasonal not dilap., for rent or sale	Other vacant and non-resident	Number reporting	No private bath or dilap.	No running water or dilap.	Total	Persons per room		Number reporting	Average monthly rent (dollars)	Number reporting	Average value (dollars)
											Number reporting	1.51 or more				
AC-10	36	48	12	32	4	48	11		44	44	2	1	32	4490	9	71.55
	37	15	7	8		14			15	14			6	4250	5	78.00
	39	46	31	14	1	46	3	1	45	45	2	6	13	3830	26	84.61
	40	25	20	5		25			25	25			5	7700	19	78.94
	41	14	4	10		13	3	1	14	14		1	9	3077	2	
	42	18	7	10		18	4		17	17	1		10	3200	6	60.00
	43	33	16	15	2	33	9		31	31	2	14	16	3025	9	83.33
	44	32	12	19		32	6	1	31	31	4	8	18	3733	8	90.62
	45	98	33	63	1	95	14		92	92	3	10	61	4513	18	97.77
	46	79	33	43	3	79	4	1	76	76	2	6	44	3677	19	83.26
	47	75	40	31	2	74	11	9	71	70	1		32	4328	26	83.07
	48	17	8	8		17	1	1	17	17	1		8	4400	7	70.00
	49	20	8	11	1	20			19	19		1	11	4136	6	67.50
	50	25	17	7		25		1	24	24	1		7	4185	16	8.98
	51	18	10	8		18			18	18		2	6	5125	9	68.88
	52	20	7	13		19	2		20	20			13	4776	4	83.75
	53	18	15	5	1	18		1	16	16	1	1	2		14	100.92
	54	25	19	5	1	25		1	24	24			6	4166	17	78.58
	55	48	16	32		47	3	1	48	47	2		30	4636	10	88.20
	56	26	18	8		25	5		26	26	2	4	8	3312	14	64.14
	57	25	9	13		23	7	2	22	22		1	13	3130	4	61.25
	58	22	12	8	1	21	2		20	20			7	4500	7	73.50
	59	110	5	98	1	106	2	1	103	101	2		101	3185	3	75.00
	60	41	14	24	3	37	10	1	38	35	2		20	4185	3	79.33
	61	29	22	7		29			29	28		2	7	3942	2	59.63
	62	33	17	16		31	2		33	32		1	12	6366	1	401.53
	63	21	12	6		20	1	1	20	20	1	1	5	4600	1	77.33
	64	16	12	4		13	1		15	13			3	6166	1	95.00
	65	17	12	5	1	17	2		16	16		4	4	6225	1	97.72
	66	17	12	5		17	2		17	17			4	3900	9	101.66
67	31	21	10		29	9		31	30			10	3070	14	102.14	
68	9	9			9			9	9			9		9	183.33	
69	17	6	10	1	17	2		16	16	1		11	4536	4	17.75	
70	15	9	9	2	15			13	13		1	9	3177	3	101.86	
71	53	21	31	1	53	4		52	52	1		31	3732	15	85.33	
72	17	6	10		17	2		16	16			10	3460	3	90.00	
73	48	22	25	1	48	2		47	47	1	1	26	4280	18	105.00	
74	20	10	10		20			20	20			10	5120	10	101.50	
75	33	15	18		32	3		33	32			17	6041	10	97.70	
76	45	22	21	2	45	3		43	43		1	20	4240	16	84.43	
77	30	17	10	2	29			27	27			9	4100	12	77.75	
78	70	12	53	5	69	5	1	65	64	3		55	4161	9	85.44	
79	31	21	6	4	28	4		27	27	1		8	4550	16	82.81	
80	30	13	16	1	30	3		29	29			15	4340	6	72.50	
81	63	25	35	3	62	3	1	60	60	2	3	33	5157	17	95.17	
82	55	28	21	5	53	2		49	49	1	4	23	6021	22	70.58	
83	20	10	10		19			20	19			10	5220	7	103.57	
84	25	12	11	2	25			23	23		1	11	4072	10	81.50	
85	17	13	4		16			17	17			4	4875	12	97.91	
86	19	13	5	1	19			18	17	1		6	3616	9	80.77	
87	22	13	9		22			22	22		3	9	4100	7	92.14	
88	17	11	4		17			15	14			3	4633	11	89.09	
89	19	11	6	2	19			17	17		1	8	5662	9	93.88	
90	64	35	28	1	62	6	6	63	63	2	2	23	4013	24	106.87	
91	106	38	59	9	105	15		97	96	1	5	66	4378	25	84.00	
92	42	14	25	9	41	5	2	39	39		1	27	4051	8	70.62	
93	28	16	10	2	28	9	1	26	26		1	12	3408	12	70.41	
94	32	7	25		31	5		32	31	3	3	23	2530	5	80.00	
AC-11	2	1022	3	1007	11	1015			1010	1004	51	456	1014	2632		
	4	351	2	344	5	337			346	322	14	125	342	3634		
	5	208		204	3	204	1	1	204	204	7	51	207	3737		
	6	190		171	15	190			171	169	8	94	172	3326		
	7	56		55	1	55			55	55	1		56	3721		
	8	299	1	259	38	292		2	260	258	3	47	294	2971		
	9	104		103	1	104			103	103		69	104	3524		
	10	119	2	116	1	118			118	116		8	116	3407		
	11	19		19		19			19	19			1	2931		
	12	10		9	1	10			9	9			10	3980		
	13	72		65	7	72			65	63	1		72	2851		
	14	40		39	1	40			39	39		1	40	4202		
	15	22		22		22			22	22			22	2627		
	17	20		19		19		1	19	19			19	2857		
	18	22		22		22			22	22			22	2763		
	19	28		28		27			28	28	1		28	3303		
	20	28		28		27			28	28			28	3271		
	21	20		20		20			20	20		1	20	2680		
22	19		19		19			19	19			19	2994			
23	26		26		26			26	26	1		26	3238			
24	24		24		24			24	24	1		24	3108			
25	18		16	1	17			17	16			17	3211			
26	19	1	19		19			19	19			19	3100			
27	22		22		22			22	22			22	2995			
28	21		20		21		1	20	20		1	19	3305			
29	21		21		21			21	20			21	3228			
30	19		19		19			19	19			19	2989			

<sup>1</sup>For renter - occupied dwelling units and vacant nonseasonal not dilapidated units, for rent.  
<sup>2</sup>For owner - occupied dwelling units and vacant nonseasonal not dilapidated units, for sale only.

HOUSING-BLOCK STATISTICS

Table 3.-CHARACTERISTICS OF HOUSING FOR CENSUS TRACTS, BY BLOCKS: 1950-Con.

Census tract	Block	All dwelling units by occupancy and tenure					All dwelling units by condition and plumbing facilities			Occupied dwelling units			Contract monthly rent <sup>1</sup>		Value <sup>2</sup> of one-dwelling-unit structures		
		Total	Owner occupied	Renter occupied	Vacant non-seasonal not dilap., for rent or sale	Other vacant and non-resident	Number reporting	No private bath or dilap.	No running water or dilap.	Total	Persons per room		Number reporting	Average monthly rent (dollars)	Number reporting	Average value (dollars)	
											Number reporting	1.51 or more					Occupied by non-white
AC-11	31	29		28	1				28	27		1	27	30.62			
	32	29		28	1			1	28	28			28.46				
	33	302	2	234	65	1			298	235	1	2	295	70.00	1		
	34	93		75	18				93	75	1	4	93	42.81			
	35	106	5	101					105	106		1	101	39.21	5	3.820	
	36	36	33	3					35	36					33	40.42	
	37	24	23		1				24	23					24	33.16	
	38	58	35	22	1				58	57					34	3.488	
	39	66	65	1	1			3	66	66			23	62.34	65	3.498	
	40	64		64					64	64			64	35.81			
	41	589	114	442	28	5			580	556	30	1	458	34.21	18	8.294	
	42	123		121	2			49	122	120	3	1	123	33.60			
	43	136		132	4				136	130	3	1	133	34.44			
	44	175	49	123	2	1			169	172	6	1	120	33.20	22	8.350	
	45	57	24	32		1			57	55					18	9.194	
	46	31	15	16		1			31	31	1		29	47.82	18	9.333	
	47	50	28	21		1			50	49			19	47.12	12	8.788	
	48	39	22	15	1	1			37	37			13	34.26	17	9.628	
	49	14	14						14	14				45.00	14	11.730	
	50	24	22	1	1				24	23			1		22	14.072	
	51	36	32	3	1				36	35					32	11.684	
	52	26	21	4	1				26	25			2		22	13.140	
	53	20	18	1		1			19	19			1		18	12.583	
	54	9	9						9	9					9	11.111	
	55	33	23	10					33	32			1	10	35.90	21	9.309
	56	74	42	29	3				74	71			27	42.74	34	9.208	
	57	35	8	25	2				35	33		1	25	54.84	7	8.542	
	58	23	17	6					23	22			6	39.16	16	10.800	
	59	60	18	41		1			59	59			40	38.67	12	9.275	
	60	50	21	29					50	49			29	35.79	14	8.985	
	61	37	11	26					37	37			26	40.88	7	7.571	
	62	33	16	16	1				33	32			17	45.41	11	10.545	
	63	87	45	40	2				87	85		1	38	39.86	36	9.233	
	64	35	26	8	1				35	34			8	44.25	26	10.750	
	65	34	26	7	1				34	33		1	7	66.00	25	10.360	
	66	77	32	41	4				75	73			43	68.74	19	9.073	
	67	78	35	41	1	1			78	76			40	51.00	25	8.364	
	68	87	20	61	4	2			84	81			59	46.72	14	7.692	
	69	104	17	82	4	1			104	99			84	45.28	10	6.950	
	70	94	37	54	3				93	91			53	45.16	25	7.468	
	71	108	43	63	2				101	103			62	44.01	19	6.921	
	72	15	14	1					12	15			1		12	11.250	
	73	57	11	41	2	3			54	52		1	42	32.16	2		
	AC-12	1	57	22	33				57	55			32	46.21	11	7.236	
		2	57	10	43		2		57	53		1	43	52.34	5	10.400	
		3	64	26	31	4	3		64	57		5	33	46.69	18	9.166	
		4	51	27	21	2	1		51	48			21	44.61	16	9.781	
		5	98	36	59		3		96	95			56	41.46	23	7.782	
		6	53	24	28		1		53	51			27	43.00	18	10.111	
		7	53	27	25	1			53	52			26	39.11	20	8.950	
8		129	34	91	2	2		121	125			93	48.23	21	9.119		
9		100	22	77	1			98	99			77	51.25	14	13.214		
10		55	10	42	3			55	52		1	42	64.16	8	9.875		
11		62	7	54		1		62	61			53	45.33	7	10.857		
12		98	15	82	1			98	97			79	67.12	12	9.791		
13		41	22	18		1		41	40			16	43.12	16	10.406		
14		25	9	16				25	25			13	32.69				
15		46	29	17				45	46			16	46.56	21	10.666		
16		64	27	35		2		64	62			32	42.40	18	7.805		
17		58	28	30		1		55	58		1	27	39.44	15	7.913		
18		54	21	33		2		54	54			31	41.00	11	8.636		
19		48	26	22				48	48			21	41.90	21	9.357		
20		44	26	16	1	1		44	42			16	36.68	20	9.000		
21		62	24	34	4			62	58			35	43.97	19	9.526		
22		27	19	5	2	1		25	24			7	41.42	19	17.631		
23		31	27	3	1			30	30			3	76.66	27	15.000		
24		45	26	19				45	45			19	44.05	16	9.656		
25		33	27	6				33	33			6	41.16	22	13.272		
26		37	17	19		1		34	36			18	50.44	12	10.291		
27		69	34	33		2		68	67			32	36.43	23	8.217		
28		68	38	30				66	68		1	28	41.96	33	8.603		
29		39	27	11	1			39	38			10	48.10	22	10.727		
30		110	4	97	8	1		107	101		2	100	43.84				
31	21	15	6				21	21			6	50.83	11	9.363			
32	27	17	10				27	26			10	61.10	12	14.666			
33	24	23			1		24	23					23	17.130			
34	29	26	2	1			29	27			2		27	18.270			
35	29	27	2				29	29					27	20.703			
36	49	37	12				49	49		1	11	61.63	33	18.000			
AC-13	1	29	10	18	1			29	28			19	64.15	7	9.714		
	2	38	16	18	2			38	34			20	46.65	9	9.655		
	3	45	18	27		2		44	45		1	27	43.07	6	9.916		

<sup>1</sup>For renter - occupied dwelling units and vacant nonseasonal not dilapidated units, for rent.  
<sup>2</sup>For owner - occupied dwelling units and vacant nonseasonal not dilapidated units, for sale only.

Table 3.—CHARACTERISTICS OF HOUSING FOR CENSUS TRACTS, BY BLOCKS: 1950—Con.

Census tract	Block	All dwelling units by occupancy and tenure					All dwelling units by condition and plumbing facilities			Occupied dwelling units			Contract monthly rent <sup>1</sup>		Value <sup>2</sup> of one-dwelling-unit structures		
		Total	Owner occupied	Renter occupied	Vacant non-seasonal not dilap., for rent or sale	Other vacant and non-resident	Number reporting	No private bath or dilap.	No running water or dilap.	Total	Persons per room		Occupied by non-white	Number reporting	Average monthly rent (dollars)	Number reporting	Average value (dollars)
											Number reporting	1.51 or more					
A C-13	4	74	30	42		2	71	3	72	70	2	2	40	51.32	17	9.647	
	5	59	30	29			58	5	59	59	2		29	51.34	26	11.423	
	6	76	46	29	1		75	4	75	75	1		28	45.85	36	10.255	
	7	60	30	28	1	1	60	5	58	57	2		24	43.79	19	8.131	
	8	52	22	30			51	4	52	52			30	44.46	12	8.916	
	9	57	23	30	3	1	53	11	53	53		2	31	37.87	18	7.544	
	10	45	21	24			44	7	45	45	4	2	22	46.72	12	8.083	
	11	51	26	25			49	8	51	50	2		24	42.29	17	11.370	
	12	72	38	30	1	3	70	19	68	68	2	2	31	44.58	20	9.985	
	13	35	18	17			35	2	35	35			17	42.47	14	12.964	
	14	94	11	79	1	3	93	1	90	87	1		78	50.48	9	11.611	
	15	26	14	12			26		26	26			9	49.22	11	15.454	
	16	59	22	37			58	10	59	58			36	44.47	18	16.111	
	17	33	11	22			33	10	33	33			21	46.47	7	9.714	
	18	20	8	12			20		20	18			10	59.10	5	10.360	
	19	71	18	50	2	1	69	2	68	68	1		50	52.18	10	11.100	
	20	44	17	24	1	2	44	6	41	41	1		24	45.12	10	13.750	
	21	28	10	17	1	1	27	2	27	26			15	50.46	7	13.142	
	22	28	3	22	3		27		25	25			23	66.00	1		
	23	52	13	37	1	1	51	2	50	49			38	47.60	8	8.500	
	24	54	4	49	1		53	2	53	53			50	46.16	1		
	25	2															
	26	27	17	9	1		26		26	25			10	53.60	11	14.809	
	27	17	9	6	1	1	16		15	15			6	48.33	6	13.366	
	28	25	19	6			21		25	25			5	27.80	16	12.300	
	29	49	22	26	1		44		48	44	1		23	56.65	12	11.525	
	30	40	15	22	2	1	38		37	33			16	41.75	11	11.090	
	31	43	20	20	2	1	39		40	40			21	53.14	12	12.750	
	32	40	18	19	2	1	37	2	37	36			20	41.45	10	12.450	
	33	52	20	30	2		48	4	50	49			32	52.59	14	9.914	
	34	18	7	10	1		17	1	17	17	1		11	46.72	6	8.466	
	35	9		9			9		9	9			8	29.12	8		
	36	1															
	37	40	19	20		1	40	6	39	39	2		18	42.77	12	11.683	
	38	27	20	7			26	1	27	26			7	48.71	17	19.676	
	39	49	16	32	1		49	17	48	47	8	1	30	37.10	12	17.583	
	40	52	34	18			51		52	51			17	55.82	30	14.516	
	41	18	15	3			18		18	18			3	80.00	13	27.615	
	42	23	21	2			23		23	23			2	41.45	19	14.857	
	43	73	11	59	1	2	72	2	70	70			60	56.08	9	15.111	
	44																
	45	27	10	16	1		27	1	26	26			17	48.47	8	12.250	
	46	9	2	7			9		9	9			7	49.71	1		
	47	25	2	17	2		25		23	23			18	43.66	5	16.200	
	48	27	21	6			27		27	27			5	55.40	19	20.289	
	49	22	18	4			22		22	22	1		3	51.66	16	19.187	
	50	20	11	4			20		20	20			3	63.66	16	21.156	
	51	7	4	2			7		7	7			2	33.75	4	23.750	
	52	16	15	1			16		16	16			1	29.14	2	29.142	
	53	9	9				9		9	9			8		8	28.125	
A C-14	1		2	5		1	5		7	6			4	34.00			
	2	8		8			7		8	7		1	7	39.28			
	3	56	18	32	4	2	54	2	50	47	2		34	44.97	9	15.277	
	4	104	34	64	3	3	102	11	98	98			63	44.88	15	10.800	
	5	69	17	47	4	1	68	7	64	64	1		48	39.45	5	10.800	
	6	85	24	60	1		79	12	84	84			56	57.92	15	13.025	
	7	161	29	122	3	7	159	17	151	149	1	1	120	52.12	15	11.133	
	8	76	17	56			66	9	73	71			53	42.20	6	21.666	
	9	29	1	28		3	28	10	29	29	1		27	32.29	6		
	10	20	3	17			20		20	20			17	55.41	2		
	11																
	12	52	24	28			52	6	52	52			28	44.57	16	9.093	
	13	73	27	44	1	1	72	14	71	71			43	44.67	16	13.231	
	14	70	32	37			70	4	69	69			37	43.86	24	9.354	
	15	81	33	45	1	2	80	3	78	77	1	2	43	50.88	17	8.658	
	16	42	20	20		2	42		40	40			17	54.05	16	9.156	
	17	13	2	10	1	2	13	4	12	12			9	42.88	3	7.966	
	18	29	10	19			26		29	26			19	36.73	5	7.800	
	19	79	26	51	2		78	12	77	77		1	53	37.98	18	7.527	
	20	77	37	38		2	68	3	75	74			38	47.57	23	9.943	
	21	68	38	26	4		65	3	64	64			29	51.00	26	9.707	
	22																
	23	90	34	48	6	2	87	1	82	79	1		44	48.95	17	9.794	
	24	83	31	50	2	2	78	3	81	78			42	42.52	20	9.175	
	25	103	34	64	3	2	103	7	98	98			66	43.81	14	11.085	
	26	46	10	33	2	1	46	10	43	43	3		35	33.45	5	11.000	
	27	23	12	11			23		23	23			8	50.00	8	9.412	
	28	106	31	71	3	1	105	7	102	101			72	45.25	22	7.850	
	29	82	31	49	2		82	5	80	80			48	50.77	10	10.333	
	30	104	31	68	3	2	104	1	99	97	1		69	52.34	15	10.626	
	31	36	12	24			34		36	34		1	23	52.21	3	10.666	
	32	101	15	80	3	3	94	2	95	95			81	50.16	7	10.214	
	33																
	34	44	20	22		2	44	4	42	42	1		22	45.04	13	11.153	
	35	46	29	12	5		46		41	41			12	54.91	21	11.595	
	36	57	33	23		1	56		56	56			21	52.38	23	10.391	
	37	52	35	13	1	3	52		48	48	1		13	44.92	31	9.064	

<sup>1</sup>For renter - occupied dwelling units and vacant nonseasonal not dilapidated units, for rent.<sup>2</sup>For owner - occupied dwelling units and vacant nonseasonal not dilapidated units, for sale only.

## HOUSING—BLOCK STATISTICS

Table 3.—CHARACTERISTICS OF HOUSING FOR CENSUS TRACTS, BY BLOCKS: 1950—Con.

Census tract	Block	All dwelling units by occupancy and tenure					All dwelling units by condition and plumbing facilities			Occupied dwelling units			Contract monthly rent <sup>1</sup>		Value <sup>2</sup> of one-dwelling-unit structures		
		Total	Owner occupied	Renter occupied	Vacant non-seasonal not dilap., for rent or sale	Other vacant and non-resident	Number reporting	No private bath or dilap.	No running water or dilap.	Total	Persons per room		Number reporting	Average monthly rent (dollars)	Number reporting	Average value (dollars)	
											Number reporting	1.51 or more					Occupied by non-white
AC-15	1	12	10	2		12			12	12					10	15,650	
	2	61	51	10		60			61	61				2	49	10,724	
	3	27	21	6		27			27	27				8	21	10,180	
	4	28	24	4		28			28	28		1		3	22	9,522	
	5	12	9	3		12			12	12				3	8	23,000	
	6	46	36	9		45		2	45	45				6	32	14,071	
	7	27	26	1		27			27	27				1	26	15,403	
	8	21	21			21			21	21					21	18,595	
	9	30	15	15		30			30	30				11	13	12,615	
	10	62	33	26	2	62		3	59	59				27	24	11,541	
	11	77	34	41	1	77			75	75				41	24	9,104	
	12	50	6	42	1	50		8	48	48		3	1	43	2	44,766	
	13	21	6	11		21		1	17	17		1		10	3	8,833	
	14	2															
	15	9	4	5		9			9	9				5	3	9,833	
	16	41	5	33	1	40		2	38	38				5	2	4,080	
	17	44	16	26		43		2	42	42		1		34	10	54,644	
	18	17	11	6		16		6	17	17				26	11	4,261	
	19	4	3	1		4			4	4				5	11	21,666	
	20	13	15			13			15	15				1	14	20,392	
	21	26	21	4	1	22			25	24				3	18	15,555	
	22	14	12	1	1	14		8	13	13				11	13	15,230	
	23	18	17	1		17		4	18	18				1	16	14,812	
	24	16	10	6		16			16	16				5	9	11,000	
	25	67	52	15		66		1	67	65				14	43	10,281	
	26	13	10	3		13			13	13				2	9	13,333	
	27	19	14	5		19			19	19				5	14	12,571	
	28	63	41	21		63		1	62	62		2		18	34	10,117	
	29	67	36	27	2	66			63	63				27	24	10,012	
	30	90	40	47	2	90		1	87	86		1	2	44	26	10,046	
	31	18	7	9		18		2	16	16				9	5	9,300	
	32	9	5	4		9			9	9				3	2	5,666	
	33	8	5	3		8			8	8				3	4	11,750	
	34	10	8	2		10		2	10	10				2	8	9,087	
	35	18	15	3		18		1	18	18				2	15	10,253	
	36	13	8	2	1	12		1	10	10				2	9	8,777	
	37	18	10	8		15		1	18	16				7	7	7,571	
	38	2															
	40	12	11	1		11			12	11				1	10	10,330	
	41	13	11	2		13			13	13				2	8	9,000	
	42	30	18	12		28		1	30	29				12	16	9,593	
	43	40	26	14		40		3	40	40				13	19	9,447	
	44	29	18	10		28		2	28	28				10	15	11,773	
	45	57	37	20		56		1	57	57				20	32	10,734	
	46	77	50	21	1	75		1	71	70		1		18	38	10,289	
	47	21	15	6		21			21	21				4	15	10,133	
	48	23	19	4		23			23	23				4	18	10,500	
	49	57	13	44		56		2	57	57		1		44	10	10,500	
	50	56	27	28		56		4	55	55				28	21	10,952	
	51	78	18	58	1	77		1	70	69		1		63	8	7,600	
	52	7	6	1		7			7	7				1	6	21,500	
	AC-16	1	53	35	16		50		4	51	50			15	25	7,960	
2		9	7	2		9			9	9			15	6	6,833		
4		15	8	6		15		1	14	14			5	6	8,250		
5		15	12	2		15		1	14	14			15	12	9,208		
6		14	8	5		13		3	13	13		1		6	12	7,833	
7		13	9	4		13			13	13				4	7	10,214	
8		14	12	2		14			14	14				4	12	9,691	
9		11	10	1		11			11	11				2	10	8,850	
10		14	9	5		14			14	14				5	11	7,142	
11		12	11	1		12		1	12	12				1	7	10,000	
12		16	10	6		15		1	16	16				6	10	10,430	
13		52	29	23		50		7	52	52				23	28	8,964	
14		33	17	15		33		1	32	32				14	14	8,657	
15		36	23	13		36			36	36				11	18	9,222	
16		55	31	22	2	54		6	53	53				23	27	10,185	
17		58	27	29	1	56		2	56	54		1		27	18	8,661	
18		42	23	18		40		1	41	40				17	19	10,263	
20		48	15	31	1	45		7	46	45				28	4	3,500	
21		144	39	101	2	143		2	140	139				101	25	9,332	
23		118	62	51	4	118		6	113	111				48	37	8,843	
24		104	47	50		102		2	97	96				47	34	10,176	
25		41	29	10	7	41		4	39	39				12	26	10,684	
26		44	36	8		44			44	44				8	36	10,713	
27		35	24	10		35		1	34	34			1	10	23	12,391	
28		31	21	10		31			31	31				8	19	10,236	
29		45	30	15	2	45			45	45				14	26	9,453	
30		61	33	25	1	61		2	58	58		1		34	27	8,811	
31		11	7	2		10		5	9	9				1	7	9,357	
32		19	4	15		19		1	19	19				12	2	3,716	
33		13	10	3		13		4	13	13				3	10	7,166	
34		12	11	1		12			12	12				1	11	11,345	
35		13	11	1		13		1	12	12				1	11	11,227	
36		15	13	2		15			15	15				2	11	10,181	

<sup>1</sup>For renter-occupied dwelling units and vacant nonseasonal not dilapidated units, for rent.  
<sup>2</sup>For owner-occupied dwelling units and vacant nonseasonal not dilapidated units, for sale only.

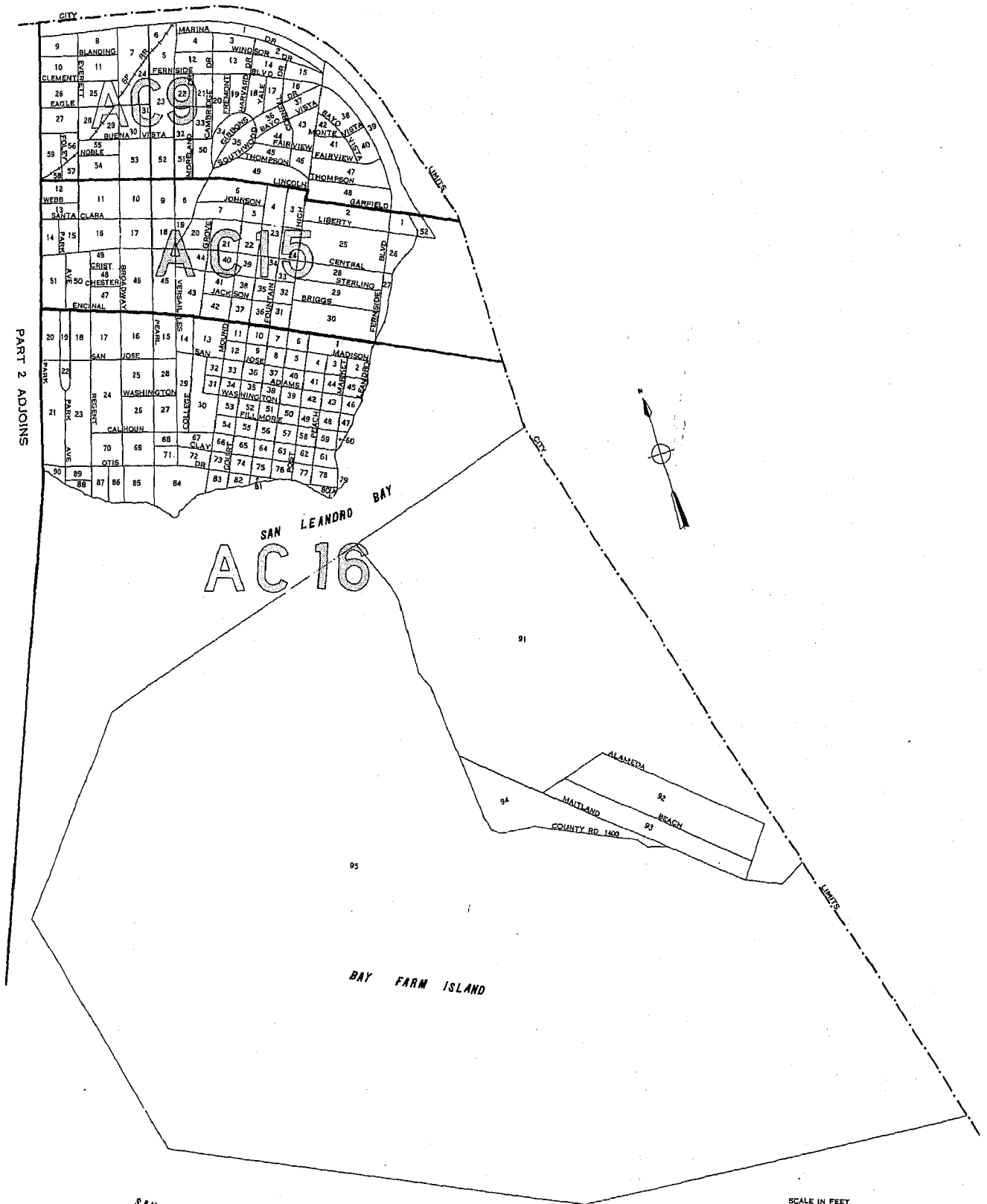
Table 3.—CHARACTERISTICS OF HOUSING FOR CENSUS TRACTS, BY BLOCKS: 1950—Con.

Census tract	Block	All dwelling units by occupancy and tenure					All dwelling units by condition and plumbing facilities			Occupied dwelling units			Contract monthly rent <sup>1</sup>		Value <sup>2</sup> of one-dwelling-unit structures	
		Total	Owner occupied	Renter occupied	Vacant non-seasonal not dilap., for rent or sale	Other vacant and non-resident	Number reporting	No private bath or dilap.	No running water or dilap.	Total	Persons per room		Number reporting	Average monthly rent (dollars)	Number reporting	Average value (dollars)
											Number reporting	1.51 or more				
AC-16	37	13	12			1			13	1-1				10	11,100	
	38	13	13						13	1-1				13	10,269	
	39	11	11						11	1-1				11	12,045	
	40	13	12	1					13	1-1		1		12	7,916	
	41	15	13	2					14	1-1				12	9,833	
	42	9	9						9	1-1				8	10,250	
	43	10	9	1					10	1-1				9	10,211	
	44	6	5	1					6	1-1				5	5,800	
	48	2														
	49	13	11	2					13	1-1				11	12,045	
	50	8	6	2					8	1-1				4	9,750	
	51	10	7	3					10	1-1				3	12,642	
	52	14	11	3					14	1-1			43.33	11	9,136	
	53	15	13	2					15	1-1			65.33	13	10,807	
	54	13	13						13	1-1				12	13,041	
	58	2														
	59	14	11	3					3	1-1		2		2	10	840
	60	1														
	61	7	6			1			5	4-4				4	3,825	
	62	4	4						4	4-4				4	13,000	
	63	10	9	1					10	1-1				9	13,655	
	64	5	5						5	1-1				5	12,980	
	67	25	18	7					25	2-5			63.57	18	11,583	
	68	12	12						12	1-2				11	15,000	
	69	37	32	5					37	2-3			61.60	32	14,387	
	70	34	24	9	1				33	2-3			32.62	21	10,814	
	71	15	15						15	1-1				15	13,500	
	72	23	21	1	1				23	2-2				21	14,214	
	75	6	5		1				6	1-1				6	13,916	
	76	13	13						13	1-1				12	13,933	
	77	2														
78	9	7	2					7	7-7				1			
84	22	19	2	1				22	2-1		1		2	19	15,278	
85	13	13						13	1-1				13	16,538		
86	22	19	3					22	2-2			61.00	19	14,736		
87	28	26	1	1				27	2-2				26	14,996		
88	10	10						10	1-1				10	15,700		
89	15	14	1					15	1-1				14	15,285		
90	14	14						14	1-1				14	14,035		
91	3	2	1					3	1-1				2			
92	12	11	1					12	1-1				11	8,363		
93	43	40	1	2				43	4-1		1		39	8,389		
94	66	55	10	1				65	6-5			51.22	52	7,821		
95	44	13	26		5			44	2-1	19		22.71	5	16,300		

<sup>1</sup>For renter - occupied dwelling units and vacant nonseasonal not dilapidated units, for rent.  
<sup>2</sup>For owner - occupied dwelling units and vacant nonseasonal not dilapidated units, for sale only.

ALAMEDA, CALIFORNIA, BY CENSUS TRACTS AND BLOCKS: 1950

PART 1 OF 2 PARTS



PART 2 ADJOINS

SAN

FRANCISCO

BAY

- BLOCK NUMBERS
- TRACT NUMBERS
- TRACT BOUNDARIES

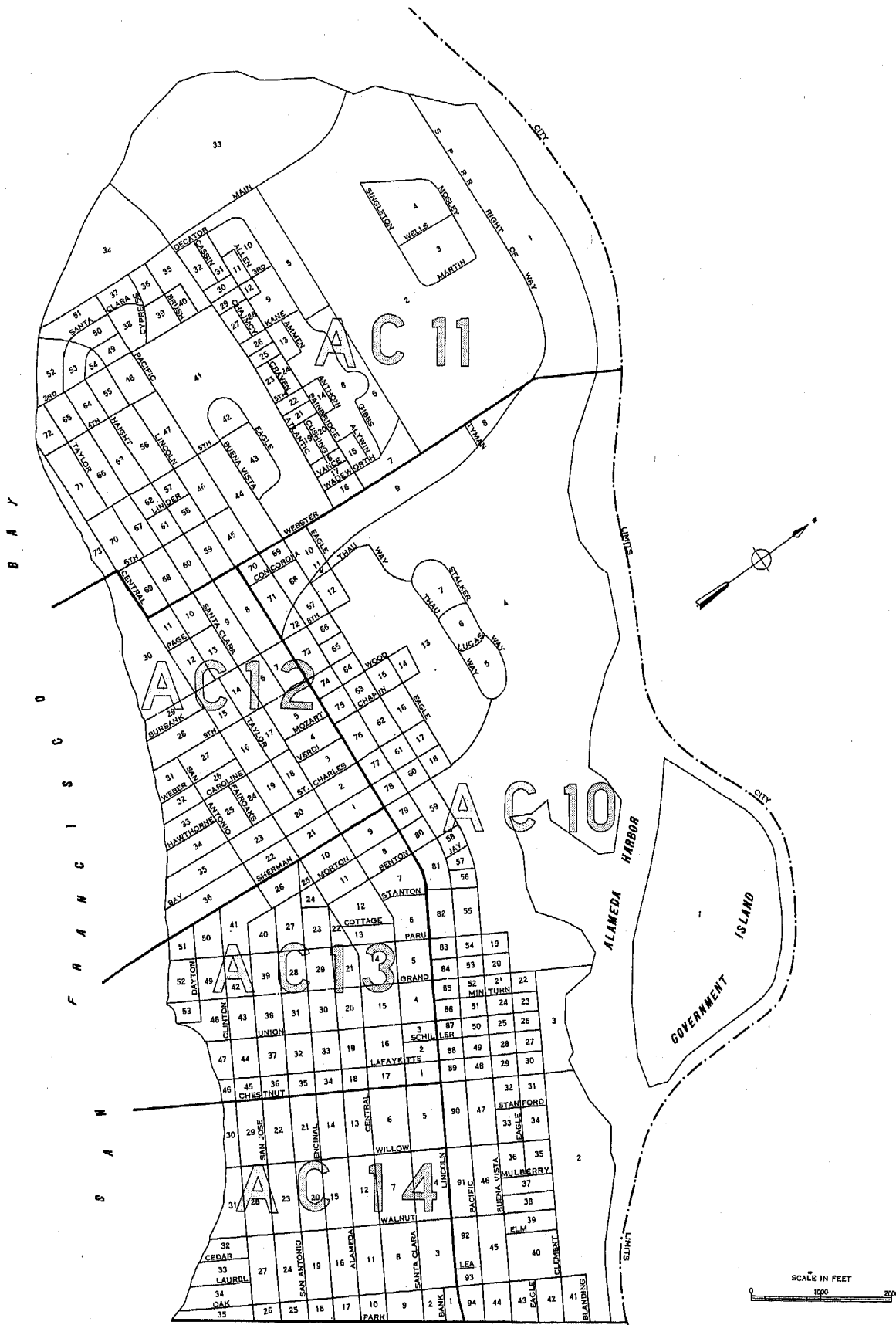
SCALE IN FEET  
0 1000 2000

LEGEND



ALAMEDA, CALIFORNIA, BY CENSUS TRACTS AND BLOCKS: 1950

PART 2 OF 2 PARTS




PART 1 ADJOINS

LEGEND  
BLOCK NUMBERS  
TRACT NUMBERS  
TRACT BOUNDARIES  
U.S. DEPARTMENT OF COMMERCE, BUREAU OF THE CENSUS

# 1950 UNITED STATES CENSUS OF HOUSING

U. S. DEPARTMENT OF COMMERCE • BUREAU OF THE CENSUS



**ALBANY, N. Y.**

**BLOCK  
STATISTICS**

## U. S. CENSUS OF HOUSING: 1950

### Volume

- I General Characteristics
- II Nonfarm Housing Characteristics
- III Farm Housing Characteristics
- IV Residential Financing
- V Block Statistics

Housing statistics for census tracts are to be included in the Population reports on census tracts.

## U. S. CENSUS OF POPULATION: 1950

### Volume

- I Number of Inhabitants
- II Characteristics of the Population

Succeeding volumes will cover the following subjects:

Census Tracts, Nativity and Parentage, Nonwhite Population by Race, Persons of Spanish Surname, Institutional Population, Differential Fertility, Labor Force Characteristics, Occupation, Industry, Income, Internal Migration, Education, Characteristics of Families and Households.

**UNITED STATES CENSUS of HOUSING : 1950**  
U. S. DEPARTMENT OF COMMERCE      BUREAU OF THE CENSUS  
CHARLES SAWYER, Secretary      ROY V. PEEL, Director



**BLOCK STATISTICS**

**ALBANY**  
**NEW YORK**


*Prepared under the supervision of*  
Howard G. Brunzman, Chief  
*Population and Housing Division*

1950 HOUSING CENSUS REPORT

VOLUME V, PART 3

UNITED STATES GOVERNMENT PRINTING OFFICE 1952

**BLOCKS • WARDS**



# ALBANY, N. Y.

## CONTENTS

### INTRODUCTION

	Page		Page
General.....	1	Definitions and explanations—Continued	
Related reports.....	1	Persons per room.....	2
Use of data.....	1	Color of occupants.....	2
Comparability with 1940 Housing Census data.....	1	Contract monthly rent.....	2
Definitions and explanations.....	1	Value of one-dwelling-unit structures.....	2
Dwelling unit.....	1	Number reporting.....	2
Occupancy and tenure.....	2	Block identification.....	2
Condition and plumbing facilities.....	2		

### TABLES

	Page
Table 1.—Characteristics of housing for the city: 1950.....	3
Table 2.—Characteristics of housing by wards: 1950.....	3
Table 3.—Characteristics of housing for wards, by blocks: 1950.....	4

Map of city, by blocks, appears following last page of tables.

# BLOCK STATISTICS

## INTRODUCTION

### GENERAL

Volume V of the Reports on Housing consists of a separate report for each of the 209 cities which in 1940, or in a subsequent census prior to 1950, had a population of 50,000 or more. Each report presents for the city, by blocks, tabulations for a limited number of subjects obtained in the Census of Housing. The subjects in these reports are similar to those in the block statistics supplements to Volume I of the reports of the 1940 Census of Housing. The subjects in this report present the number of dwelling units classified by occupancy and tenure, condition and plumbing facilities, persons per room, color of occupants, average contract monthly rent of renter-occupied and selected vacant units, and the average value of one-dwelling-unit owner-occupied and selected vacant structures. In table 1, the statistics for these subjects are summarized for the city. Table 2 contains the statistics for wards; these are the only statistics for wards that will be published from the 1950 Census of Housing. In table 3, the data are presented by blocks within wards and block areas. Maps identifying the location of each block and the ward boundaries are a part of this report.

**Related reports.**—Related statistics for this city are contained in the Reports on Housing, Volume I, *General Characteristics*; and in the Reports on Population, Volume I, *Number of Inhabitants*, and Volume II, *Characteristics of the Population*.

The Reports on Housing for each State in Volume I present data on the characteristics of dwelling units for the State by residence (urban, rural nonfarm, and rural farm), for standard metropolitan areas, urbanized areas, counties, for urban places, places of 1,000 to 2,500 inhabitants, and rural-nonfarm and rural-farm dwelling units for each county. Each report includes the following subjects: occupancy, tenure, race of occupants, type of structure, year built, condition and plumbing facilities, water supply, toilet and bathing facilities, number of rooms, number of persons, persons per room, electric lighting, heating equipment, heating and cooking fuels, refrigeration equipment, kitchen sink, radio, television, and, for nonfarm units, the contract monthly rent, gross monthly rent, and value of one-dwelling-unit structures.

Volume I of the Reports on Population shows the 1950 population of each county and of each minor civil division within the county. It also contains figures for each incorporated place, for each unincorporated place with 1,000 or more inhabitants, and for incorporated places of 5,000 or more by wards. A special series of tables presents data for each urbanized area giving the incorporated places and portions of minor civil divisions within it.

Volume II of the 1950 Population Reports contains statistics on the general characteristics of the population. Chapter A of this volume repeats the figures on number of inhabitants as shown in Volume I; Chapter B presents demographic, economic, and social characteristics of the population; and Chapter C gives more detailed cross-classifications for States and large cities and standard metropolitan areas.

**Use of data.**—The tabulation of housing characteristics for areas as small as city blocks provides descriptive material of considerable value for technical studies of housing in the city. The statistics will be useful in compiling totals for special types of areas that may be defined to meet the requirements of individual investigators. Users of the data should bear in mind that in

practically all cases the data for a given block represent the work of only one enumerator. Consequently, housing characteristics for blocks are subject to a wider margin of error than is to be expected in the figures for tracts or wards which represent returns made by a number of enumerators. Misinterpretation of instructions by one enumerator may cause a significant bias in the statistics for a block even though it may have a negligible effect upon the figures for larger areas. In particular, the enumeration of "condition" depended to a considerable extent upon the judgment of the individual enumerator. Also, failure to indicate the correct block number for a significant number of dwelling units may introduce errors into the block data.

**Comparability with 1940 Housing Census data.**—In the 1940 Census of Housing, reports entitled "Block Statistics" were issued as supplements to the first series of Housing bulletins. These supplements consisted of separate reports for each of the 191 cities which had 50,000 inhabitants or more in 1930.

In the 1950 reports, the block numbers used are different, in most cases, from those used in the 1940 reports. Therefore, to compare 1940 and 1950 data for a given block, it is necessary to locate the block on the maps to obtain the corresponding 1940 and 1950 block numbers.

The subjects in both the 1940 and 1950 reports are substantially similar. However, data on number of structures, year built, and mortgage status have been omitted from the 1950 report. Furthermore, in the 1940 reports average contract or estimated monthly rent was reported for all dwelling units while in 1950 average contract monthly rent is reported for some, and average value for other, dwelling units.

### DEFINITIONS AND EXPLANATIONS

More detailed and complete definitions are presented in Volume I of the Housing Reports.

**Dwelling unit.**—In general, a dwelling unit is a group of rooms or a single room, occupied or intended for occupancy as separate living quarters, by a family or other group of persons living together or by a person living alone.

A group of rooms, occupied or intended for occupancy as separate living quarters, is a dwelling unit if it has separate cooking equipment or a separate entrance. A single room, occupied or intended for occupancy as separate living quarters, is a dwelling unit if it has separate cooking equipment or if it constitutes the only living quarters in the structure. Also, each apartment in a regular apartment house is a dwelling unit even though it may not have separate cooking equipment. Excluded from the dwelling unit count are large rooming houses, institutions, dormitories, and transient hotels and tourist courts.

In the 1940 Census, a dwelling unit was defined as the living quarters occupied or intended for occupancy by one household. A household consisted of a family or other group of persons living together with common housekeeping arrangements, or a person living entirely alone. However, the enumerator was not explicitly instructed to define rooms as dwelling units on the basis of cooking equipment or separate entrance.

The number of dwelling units in the 1950 Census may be regarded as comparable with the number of dwelling units in the 1940 Census. Some living quarters may have been classified as separate dwelling units in the one census and not in the other. Further, in the 1950 Census, living quarters with five or more

## HOUSING—BLOCK STATISTICS

Table 3.—CHARACTERISTICS OF HOUSING FOR WARDS, BY BLOCKS: 1950

[Detailed statistics not shown for blocks containing fewer than 3 dwelling units, nor for dwelling units not allocated by blocks (designated by NR)]

Ward	Block	All dwelling units by occupancy and tenure					All dwelling units by condition and plumbing facilities			Occupied dwelling units			Contract monthly rent <sup>1</sup>		Value <sup>2</sup> of one-dwelling-unit structures			
		Total	Owner occupied	Renter occupied	Vacant non-seasonal not dilap., for rent or sale	Other vacant and non-resident	Number reporting	No private bath or dilap.	No running water or dilap.	Total	Persons per room		Number reporting	Average monthly rent (dollars)	Number reporting	Average value (dollars)		
											Number reporting	1.51 or more					Occupied by non-white	
1	PART IN BLOCK AREA A																	
	319	23	22			1	22			22	22					21	15.709	
	455	34	34				34			34	32					31	11.993	
	456	38	35	2		1	37			37	37			2		33	13.545	
	459	38	31	7			37			38	34			6	91.66	29	13.982	
	460	19	16	3			19			19	19			2		16	12.593	
	461	30	24	6	1		29			29	29			5	60.00	19	12.578	
	462	44	38	6			43			44	42			3	73.33	31	14.225	
	463	37	35	2			36			37	35			2		28	13.660	
	467	7	5	2			7			7	7			1		3	14.500	
	468	12	11	1			12			12	12					8	14.625	
	469	11	10	1			11			11	11			1		10	13.150	
	470	22	15	6		1	21			21	21			6	50.50	11	13.272	
	471	20	17	3			20			20	20			2		16	11.937	
	472	30	29	1			29			30	29					24	11.958	
	473	24	21	3			24			24	24			3	57.66	20	13.350	
	547	29	24	5			29			29	29			5	68.40	23	12.673	
	548	26	25	1		1	25			25	25					24	11.166	
	549	27	26	1			27			27	27			1		26	11.057	
	550	12	11	1		1	11			11	11					10	13.000	
	551	22	19	3			22			22	22			3	58.33	17	12.235	
	552	37	34	2		1	36			36	35			1		34	10.744	
	553	35	33	2			34			35	35			2		33	10.187	
	554	4	4				4			4	4			2				
	565	1																
	642	24	15	9			24			24	24			9	49.00	7	8.857	
	643	69	18	51			69			69	69	4		49	59.38	10	11.900	
	644	37	18	19			36			37	36			19	52.73	6	15.000	
	645	113	49	64			113			113	113	1		63	50.00	15	9.960	
	646	45	31	14			45			45	45			14	47.14	19	10.073	
	647	51	25	26			51	2		51	51			26	51.19	11	13.000	
	648	14	9	5			14			14	14			5	38.00	6	11.583	
	649	93	53	40			93	4		93	93			39	50.51	17	10.823	
	650	28	15	13			28			28	28			11	60.45	9	11.555	
	651	10	3	7			10			10	10			6	50.00			
	652	16	9	7			16			16	16			6	60.00	6	13.583	
	653	25	11	14			25			25	25	1		13	55.15			
	654	77	39	38			77	1	1	77	77			36	50.05	11	15.863	
	655	20	7	13			18			20	18			9	58.22	3	19.000	
	656	39	21	18			35			39	33			16	53.25	6	14.166	
	657	29	13	16			29			29	29			15	56.40	7	10.142	
	658	34	28	6			34			34	33			5	49.80	21	12.047	
	659	43	18	25			43	1		43	43			24	55.25	6	12.166	
	660	3	1	2			3			3	3			2		1		
	661	54	42	12			54			54	54			9	54.00	35	10.785	
	662	65	33	32			64	1	1	65	65			30	49.20	20	8.550	
	663	32	25	7			32			32	32			7	54.14	18	8.472	
	664	33	22	11			33			33	33			10	48.70	16	8.750	
	665	159	138	15	3	3	153	3		153	153	1		15	54.20	130	11.790	
	666	15	10	5			15	3		15	15			5	33.80	4	9.875	
	667	14	3	11			13	6		14	14	2		6	23.16	1		
	1	PART IN BLOCK AREA B																
		36	35	10	25		35	7	6	35	34			25	45.72	3	9.000	
		37	26	38			3	2		64	64			37	44.97	8	8.875	
		38	64	20	44			64	2		64	63		1	41.79	5	7.100	
		39	58	38	18		2	57	6	4	56	56		1	15	32.46	23	7.347
		40	34	26	8			30			34	30			6	46.66	15	8.866
		41	59	32	27			59			59	59			27	43.44	10	8.200
		42	77	44	31		2	76			75	74			30	43.86	17	7.588
		43	84	41	42		1	84	4		83	83			39	43.79	11	9.318
		44	79	30	49			79			79	79			47	47.53	21	8.595
		45	79	19	60			79			79	79		1	58	48.05	14	8.964
		46	42	18	24			42			42	42			23	47.95	10	7.950
		47	34	19	15			34			34	34			14	45.78	13	9.846
		48	109	54	54		1	107	1		108	107	1		53	45.43	18	9.583
		49	82	51	31			81			82	81			30	44.76	18	10.333
		50	48	30	17		1	47	2		47	46			17	49.41	19	9.815
51		48	24	24			48	2		48	48			24	47.95	12	7.091	
52		19	10	9			19			19	19			9	41.00	4	10.750	
53		6	5	1			6			6	6			1		4	10.250	
54		11	7	4			11	2		11	11			4	55.00	2		
55		19	8	11			19			19	19		1	8	44.37	2		
56		37	24	13			37			37	36			13	54.30	17	10.176	
57		23	17	6			23			23	23			6	40.00	9	8.444	
58		4	2				4			4	4			2				
59		1																
60		1																
62		7	7				7			7	7					6	10.833	
63		27	21	6			27			27	27			6	49.66	15	8.500	
64		23	19	4			23			23	23			3	44.00	16	9.406	
65		9	2	7			9			9	9			7	44.28	2		
66	72	43	28		1	71			71	71			29	46.65	16	10.437		
67	90	62	27		1	89			89	89			25	46.36	37	10.283		
68	57	34	23			57			57	56			21	51.71	21	9.285		
69	18	10	8			18			18	18			7	43.85	8	8.937		
70	32	19	13			31			32	32			13	44.53	11	8.072		
71	20	13	7			20			20	19			7	39.14	13	8.946		

<sup>1</sup>For renter - occupied dwelling units and vacant nonseasonal not dilapidated units, for rent.<sup>2</sup>For owner - occupied dwelling units and vacant nonseasonal not dilapidated units, for sale only.

Table 3.—CHARACTERISTICS OF HOUSING FOR WARDS, BY BLOCKS: 1950—Con.

Ward	Block	All dwelling units by occupancy and tenure					All dwelling units by condition and plumbing facilities			Occupied dwelling units			Contract monthly rent <sup>1</sup>		Value <sup>2</sup> of one-dwelling-unit structures	
		Total	Owner occupied	Renter occupied	Vacant non-seasonal not dilap., for rent or sale	Other vacant and non-resident	Number reporting	No private bath or dilap.	No running water or dilap.	Total	Persons per room		Number reporting	Average monthly rent (dollars)	Number reporting	Average value (dollars)
											Number reporting	1.51 or more				
1	72	20	19	1		20			20	20		1		19	9,736	
	73	10	9	1		10			10	10				7	9,357	
	74	27	22	5		27			27	27		5	46.00	16	9,093	
	75	31	27	4		31			31	31		4	54.25	23	9,586	
	76	5	4	1		5			5	4		1		3	7,500	
	77	2														
	83	24	15	9		24	1	1	24	23		9	43.00	10	10,900	
	89	20	10	9		19			19	19		8	29.00	6	3,283	
	90	1														
	91	20	11	7		18	2		18	17		6	33.16	8	8,587	
	92	51	14	36		50	1	1	50	50		35	55.82	5	9,500	
	93	41	8	31	1	39			39	39		29	43.48	2		
2	38	117	63	54		116	16		117	117		42	32.23	37	6,372	
	77	13	4	9		13	3	1	13	13	1	5	19.60	3	5,933	
	80	30	12	18		30			30	30		18	42.77	2		
	81	12	6	6		12	3		12	12		4	26.75	4	4,875	
	82	98	58	40		98	12		98	97		38	37.28	35	7,328	
	83	57	29	27	1	54	3		56	54		22	34.72	15	5,920	
	85	43	18	25		43	2		43	43		23	37.60	2	8,800	
	86	8	3	5		8			8	8		5	38.00	5		
	248	47	6	39	2	47	16	4	45	45	3	40	24.12	1		
	249	26	7	19		26	8		26	26		19	22.42	5	3,300	
	251	88	23	65		87	32	2	88	87		61	26.16	2		
	252	85	17	68		85	31		85	85	4	68	23.26	3	5,166	
	253	65	25	39	1	65	23	5	64	63	1	37	22.43	8	3,787	
	254	66	29	35	2	66	23	3	64	64		31	24.19	15	4,173	
	255	48	22	26		48	6		48	48		25	25.16	8	3,750	
	256	49	26	23		48	8		49	48	1	21	26.42	11	4,500	
	257	154	90	63		151	13	8	152	152	4	61	35.63	53	8,730	
	258	26	21	5		26			26	26		5	44.40	16	9,625	
	259	69	37	32		69	3		69	69		32	30.46	25	7,100	
	260	89	56	32		87	1		88	87		31	38.35	35	8,642	
	261	6	3	3		6			6	6		3	27.33	1		
	262	18	13	5		18	7	1	18	18	1	5	22.00	7	3,742	
	263	18	7	11		18	4		18	18		11	32.36	6	3,416	
	264	66	22	43		65	24	3	65	64	2	42	25.83	6	5,166	
	265	3	3			3			3	3				3	3,333	
	267	28	17	10		28	3		27	27		9	28.00	13	6,153	
	268	46	22	22		45	17	1	44	44	1	22	21.00	9	5,722	
	269	26	13	12		26	11		25	25	2	11	27.18	5	2,960	
	270	5	5			5			5	5		5	23.40			
	271	65	22	42	1	63	18		64	64		42	24.76	10	4,600	
	272	83	30	53		83	36	3	83	83		50	25.74	7	4,142	
	273	87	22	63		84	32	2	85	85	5	62	23.35	3	12,666	
	442	41	10	31		41	18	2	41	41	2	29	22.06	5	4,340	
	443	10	5	5		10	6		10	10	1	5	9.80	3	4,833	
	444	12		12		12	12	3	12	12		11	11.45			
3	274	10	1	7		10	8	2	8	8		7	15.00			
	275	28	11	15		28	15	10	26	26		15	13.73	8	3,275	
	276	30	8	22		30	21	18	30	30	3	22	19.86	4	4,750	
	277	5	2	3		5	2	2	5	5		3	17.00			
	278	34	3	30		33	29	28	33	33	2	29	15.48			
	279	54	9	42		53	46	16	51	48	3	39	18.07	1		
	280	34	5	25		34	20	9	30	30	2	23	20.65			
	281	33	1	31		30	10		32	30	3	30	19.16			
	282	35	1	34		34	31	2	35	34	1	33	15.48			
	283	49	1	48		47	33	10	49	48	2	46	16.95			
	284	55	8	45		51	45	39	53	52	5	33	15.36	44		
	285	45	9	33	1	44	31	24	42	42	3	31	20.96	1	2	
	286	31	1	29		29	24	21	30	30		29	12.82			
	287	23	2	21		23	21	15	23	23	1	21	15.61			
	288	11	1	10		11	3	1	11	9		4	24.50	1		
	289	35	2	33		35	10	5	35	35	2	18	22.57			
	290	60	7	53		58	37	31	60	60		21	20.96	1		
	291	52	12	40		51	35	22	52	51	4	39	18.56	4	4,375	
	292	36	10	26		34	12	6	36	36	3	26	20.15	2		
	293	52	14	38		51	21	8	52	52		37	19.59	1		
	396	17	1	16		17	17	7	17	17		15	19.50			
	397	35	4	30		34	22	14	34	34	4	29	20.72	1		
	398	46	12	34		46	28	6	46	45	1	31	19.74	3	1,833	
	400	5	5			5	5		5	5		5	11.60			
	401	8	3	5		8	7	5	8	8	2	5	14.80			
	402	3	1	2		3			3	3		1				
	403	22	3	19		22	20	20	22	22		15	16.50			
	405	24	5	18	1	23	17	11	23	23	2	11	18.61			
	406	18	2	14		16	16	14	16	16	2	7	21.16			
	407	1														
	408	2														
	409	14	5	8		13	12	5	13	13	1	8	21.00	1		
	410	28	10	18		28	19	10	28	28	3	15	17.20	1		
	411	13	3	10		13	12	1	13	13		9	11.33	1		
	419	5	1	4		5	3		5	5		4	14.50			

<sup>1</sup>For renter - occupied dwelling units and vacant nonseasonal not dilapidated units, for rent.<sup>2</sup>For owner - occupied dwelling units and vacant nonseasonal not dilapidated units, for sale only.



Table 3.—CHARACTERISTICS OF HOUSING FOR WARDS, BY BLOCKS: 1950—Con.

Ward	Block	All dwelling units by occupancy and tenure					All dwelling units by condition and plumbing facilities			Occupied dwelling units				Contract monthly rent <sup>1</sup>		Value <sup>2</sup> of one-dwelling-unit structures		
		Total	Owner occupied	Renter occupied	Vacant non-seasonal not dilap. for rent or sale	Other vacant and non-resident	Number reporting	No private bath or dilap.	No running water or dilap.	Total	Persons per room		Occupied by non-white	Number reporting	Average monthly rent (dollars)	Number reporting	Average value (dollars)	
											Number reporting	1.51 or more						
3	420	47	9	34	1	3	47	40	20	43	43	6	25	35	16.11	3	3,666	
	421	2																
	426	22	5	16	1		21	10	3	21	21		17	19.23	1			
	427	25	8	17			25	21	2	25	25	2	17	18.29	1			
	428	13	2	10	1		13	12		12	12	1	11	19.63	1			
	438	7	1	6			7	4		7	7	1	6	15.33				
4	35	19	6	12		1	19	9	4	18	18	1	2	12	19.16	1		
	228	90	13	73		4	89	58	55	86	86	3	24	70	19.51	5	4,700	
	229	35		32	3		34	10	5	32	32	4	4	32	17.87			
	230	47		44		3	43	31	13	44	39	4	2	36	17.47			
	231	48	1	46	1		47	25	6	47	46	4	1	43	21.95			
	232	19		18		1	18	4	2	18	17			17	23.58			
	233	37	11	25	1		37	7	1	36	36			22	22.03	3	4,666	
	234	142	15	126	1		142	25	1	141	140			127	37.66			
	237	84	18	65	1	1	84	53		83	83	2		65	17.96			
	238	72	14	56	1	1	72	33	8	70	70			57	24.12		3,500	
	239	60	22	37		1	60	25	2	59	59	2		36	20.77	9	4,133	
	240	91	27	62	1	1	89	29		89	89	3		60	23.06	17	4,600	
	241	120	29	85		6	118	47		114	113	2		83	21.24	17	7,742	
	242	99	26	72		1	99	46	12	98	98	2		69	20.81	12	4,441	
	243	61		56		5	58	11	3	56	56			56	24.62			
	244	122		116	3	3	118	52		116	116	5	1	117	21.84			
	245	81		80	1		80	3		80	79	5		79	18.53			
	246	49	2	45		2	49	36	3	47	47	1		45	21.28		1	
247	23		23			22	19		23	23			22	22.21				
250	16		16			14	5		16	14	1		14	16.71				
5	177	20	1	18		1	19			19	18			17	56.52			
	178	3		3			3		3	3				3	23.33			
	179	13		10		3	10	7	5	10	10		6	10	22.80			
	180	14	1	13			14	14	14	14	14	1	10	13	34.00			
	181	1																
	182	1	2	4			3	3	3	6	3		2	2				
	183	22	3	19			21	15	13	22	21	1	6	2				
	184	73	10	60			70	40	32	70	70	4	32	59	23.52			
	190	1																
	195	64	18	44		2	62	31	25	62	62	4	4	44	27.56	3	5,166	
	196	55	11	41		3	52	31	29	52	52	1	3	39	25.15	1		
	197	39	7	29		3	35	12		36	35			3	28	26.50	1	
	198	19	3	16			19	17	16	19	19				16	19.00		
	199	13		13			13	9	9	13	13	1	10	4	13	27.23		
	200	18	2	13		3	15	5	4	15	13			4	13	37.46		
	201	97	10	86		1	97	38	36	96	70	2	4	5	76	27.86		
	202	110	20	88		2	107	33	30	108	89	4	4	4	81	26.55		
	203	82	25	57			82	16	9	82	82	1	2	4	55	27.76		
	204	91	19	66	2	4	87	17	7	85	85	1	2	4	66	28.33	4	5,500
	205	127	34	93			126	15	3	127	127	4		9	90	27.47	1	
	220	67	19	46		2	65	9		65	64			4	45	25.35		
	221	53	12	41			52	5	3	53	52			4	40	27.45	2	
	222	43	9	34			41	14	1	43	40		4	34	20.29	2		
	223	58	17	40		1	57	12	3	57	57	1		39	26.07	2		
	224	73	19	54			73	17		73	73	2		52	20.92	1		
	225	15	1	14			15			15	15			14	19.35			
	226	31	10	19		2	29	4	3	29	29			21	27.57			
	227	101	13	86		2	98	71	7	99	98	4	21	84	26.33			
	229	65	8	48	3	6	56	46	44	56	55	3	19	47	19.97	3	5,833	
	295	46	3	40	1	2	46	41	40	43	43	4		5	22.22			
296	38	3	34		1	38	37	37	37	37		16	33	18.24	1			
297	25	3	20		2	25	22	22	23	23		2	20	18.45				
298	29	4	19		2	24	21	19	23	23		2	21	21.4				
299	25	2	23			25	13	11	25	23			8	23.3				
300	44	2	35			44	2		44	44			9	35	21.39			
301	30	7	21	1	1	28	8	3	28	28			13	27.14				
387	27	5	21		1	26	11	6	26	26	3		16	22.27				
391	4	2	2			4	2	2	4	4			2	50.19				
392	15	1	14			15	10	10	15	15	1		9	33.21	2			
393	32	4	23		5	30	22	18	27	27	3		20	25.17				
394	9	2	5		2	9	6	6	7	7			4	11.80				
6	122	199	25	171	1	2	194	72	52	196	195	12	12	166	44.50	5	7,800	
	130	127	19	98	5	5	117	44	29	117	115	1	12	101	47.66	5	9,000	
	132	20	2	14		4	16	4	4	16	16			13	39.46	4		
	141	1																
	142	1																
	144	5		4			4	2	2	4	4		1	5	40.00			
	145	92	9	80	1	2	87	6	4	89	86	3	1	73	41.34	5	10,440	
	146	11		9	1	1	9	2		9	9			10	45.90			
	148	1																
	154	21	1	19		1	17			20	17	1		13	51.84	1		
	155	23	2	21			22	3	2	23	22			20	50.50			
156	1																	
157	23		23			22	1		23	23			23	40.91				

<sup>1</sup>For renter - occupied dwelling units and vacant nonseasonal not dilapidated units, for rent.<sup>2</sup>For owner - occupied dwelling units and vacant nonseasonal not dilapidated units, for sale only.

Table 3.—CHARACTERISTICS OF HOUSING FOR WARDS, BY BLOCKS: 1950—Con.

Ward	Block	All dwelling units by occupancy and tenure					All dwelling units by condition and plumbing facilities			Occupied dwelling units			Contract monthly rent <sup>1</sup>		Value <sup>2</sup> of one-dwelling-unit structures		
		Total	Owner occupied	Renter occupied	Vacant non-seasonal not dilap., for rent or sale	Other vacant and non-resident	Number reporting	No private bath or dilap.	No running water or dilap.	Total	Persons per room		Occupied by non-white	Number reporting	Average monthly rent (dollars)	Number reporting	Average value (dollars)
											Number reporting	1.51 or more					
6	159	5	1	4		5			5	5							
	160	7		7		7			7	7							
	163	15	3	12		15			15	15							
	164	31	1	30		31			31	31							
	165	9		9		9			9	9							
	302	24	3	19	1	24	15	12	24	22	1	13	18	17	22	48.57	
	303	17		15		17	8	4	17	15			15	20	24.73		
	304	6		5		6	4	3	6	5			5	20	20.00		
	305	5		5		5			5	5			5	28	52.80		
	309	1				1			1	1							
	311	7		7		7	1		7	7			7	24	4.42		
	312	1		1		1			1	1							
	313	8	1	7		8			8	7			5	7	20	2.28	
	314	1		1		1			1	1							
	315	6		6		6			6	5			5	18	6.60		
316	5		4		5	1	1	5	3	1	1	3	35	5.48			
317	124	17	107		124	33	12	124	118			20	103	28	8.72		
318	2		2		2			2	2								
319	10	1	8		10	4	5	9	9			6	8	43	3.37		
381	14	3	11		14	5	5	14	7			8	8	32	3.37		
385	10		9		10	6	5	10	10			10	8	35	5.25		
386	1		1		1			1	5			2	3	29	9.66		
388	5		4		5	3	1	5	5			3	3	29	9.66		
7	12	96	33	63		96	26	16	96	93	2	5	51	25	8.55		
	13	133	47	80		127	16	12	127	127	2	2	77	28	8.59		
	14	119	33	81		114	14	14	114	113			79	34	4.11		
	111	279	56	222		278	83	42	278	277			70	21	50.36		
	112	201	57	144	2	196	83	7	198	195			97	13	47.79		
	113	197	55	139	2	192	51	10	194	194	6	6	88	12	37.79		
	123	51	10	41		51	16	6	51	49			14	4	27.55		
	124	192	35	152	2	185	42	7	187	182			14	14	24.00		
	127	113	32	81		113	36	13	113	111			36	3	53.11		
	128	161	37	120	2	157	94	66	157	157			44	118	34	3.36	
	129	199	37	160		195	107	12	197	189	18	23	150	44	49.91		
	8	8	52	24	28		52	1	1	52	52	1		28	42	3.00	
		10	73	31	42		72	12	6	73	73			42	26	9.97	
		11	87	34	52		84	6	12	86	85		1	42	26	9.97	
		114	176	54	122		153	43	20	176	164	4	33	114	52	26.07	
115		23	10	13		23	3	1	23	20			3	11	26.57		
116		165	47	115	1	162	35	1	162	162	3	12	11	11	23.27		
117		97	40	57		96	13	2	97	96			2	2	34.66		
118		48	17	30		48	23	1	47	47			4	2	22.00		
119		120	20	99	1	119	34	22	119	117	19	19	96	6	18.77		
120		120	30	87		119	38	8	117	115	6	25	86	2	20.01		
121		68	15	53		68	12	6	68	67	2	2	50	3	23.94		
316		41	9	31		41	10	2	40	40			11	31	27	7.09	
319		55	12	43		51	36	23	55	55			24	43	21	7.26	
320		4		5		4	3		4	4				4	13	3.75	
321		34	7	27		31	18	7	34	33	3	4	27	4	18	8.00	
9	PART IN BLOCK AREA A																
	606	5	4			4	1	1	4	4							
	607	17	13	1	1	13	1	1	14	13					4	16.75	
608	8	8			8			8	8					12	22.45		
9	PART IN BLOCK AREA B																
	2	6	6			6			6	6							
	3	74	33	41		74	1	1	74	74	1		38	42	8.33		
	4	12	9	3		11			12	11			1	7	12.71		
	24	1				1			1	1							
	25	21	8	12		20	17	17	20	19			10	22	3.00		
	26	107	43	56		104	99	98	99	97			50	27	8.00		
	27	74	19	53	1	74	7	7	72	72	1	1	53	19	5.22		
	28	48	14	32		47	7	7	46	46			33	24	1.22		
	29	43	22	21		43	43		43	43			21	30	9.00		
	30	41	21	19		41	41		40	40			18	29	9.00		
	31	32	15	17		32	32		32	32			17	42	2.33		
	32	39	17	22		39	39	1	39	38	2		22	38	5.4		
	33	109	52	56		108	14	1	108	106			54	35	8.33		
	34	30	19	11		30	1	1	30	30			11	40	5.4		
	35	33	21	12		33			33	33			12	33	3.58		
	36	19	19			19			19	19							
	37	7	7			7			7	7							
	38	23	19	4		23	6	6	23	23			3	39	3.33		
	39	7	7			7			7	6							
	40	19	12	7		19			19	19			7	45	5.00		
	41	36	23	13		36			36	36			13	45	3.38		
	42	24	16	8		24		1	24	24			8	21	6.22		
	43	21	11	9		20			20	20			9	26	6.66		
	44	16	8	9		15			15	14			9	24	4.44		
45	29	8	21		29	2	2	29	29			21	33	9.00			
46	38	17	20		37			37	36	2		19	21	15.22			

<sup>1</sup>For renter - occupied dwelling units and vacant nonseasonal not dilapidated units, for rent.  
<sup>2</sup>For owner - occupied dwelling units and vacant nonseasonal not dilapidated units, for sale only.

Table 3.—CHARACTERISTICS OF HOUSING FOR WARDS, BY BLOCKS: 1950—Con.

Ward	Block	All dwelling units by occupancy and tenure					All dwelling units by condition and plumbing facilities			Occupied dwelling units			Contract monthly rent <sup>1</sup>		Value <sup>2</sup> of one-dwelling-unit structures	
		Total	Owner occupied	Renter occupied	Vacant non-seasonal not dilap., for rent or sale	Other vacant and non-resident	Number reporting	No private bath or dilap.	No running water or dilap.	Total	Persons per room		Number reporting	Average monthly rent (dollars)	Number reporting	Average value (dollars)
											Number reporting	1.51 or more				
9	352	2		4					5	5		3	15.66			
	355	1		3				3	3							
	357	3		3				3	3							
	360	38	7	30		1		2	37	36		3	27	4	2150	
	361	30	5	24	1			3	29	29	3	3	23	2		
	362	22	3	19				1	22	22			19			
	364	2														
	367	19	4	15					19	19	2	5	15			
	368	4		4					4	4	2	4	4			
	372	37	2	35					37	37	2	14	34		1	
373	2															
374	11		11					10	2			9	8	9	24.11	
10	PART IN BLOCK AREA A															
	580	29	4	24	1			28	6			2	24	391.6	1	
	581	39	12	25		2	4	35	6			1	19	687.3	8	25250
	582	188	30	151	3			180	7	2		1	50	522.3	12	21208
	583	75	22	51	3			72	4	2		1	48	487.4	7	8071
	584	56	9	46	1			54	12	4		1	42	319.7	6	23250
	585	113	27	81	1			108	18	3		1	79	402.9	12	13750
	586	39	12	26				39	3	1			25	480.0	3	4333
	587	81	30	49				79	3	1		1	47	336.8	11	2009
	588	69	12	55				69	13	4			54	286.8	3	6566
	589	69	8	57				66	13	11		1	56	344.6	2	
	590	51	3	48				51	6				48	317.7		
	591	69	21	48				69	6				47	310.8		6925
	592	79	26	52		2	3	79	6			2	50	326.2	4	2612
	593	112	38	69		2	2	108	12	2			66	323.4	13	5923
	594	91	37	51	1			90	18	4		2	48	293.5	6	6500
	595	87	32	54	1			86	10	1		2	55	417.0	8	6625
	596	32	9	23				32	4				22	320.4	2	
	597	44	10	34				44	17			3	33	254.5	4	4000
	598	69	20	46	2	1		67	35	26		3	45	205.8	4	4500
	599	71	10	59	2			66	14	10		2	59	335.7		
	630	53	5	45	1	2		51	14	2			44	320.6		
	632	58	10	47	1			57	11	4		2	46	405.7	2	
	633	270	23	244	3			265	11	3		1	237	661.4	6	15500
10	PART IN BLOCK AREA B															
	24	112	18	92		2		110	2	2			89	557.0	4	9360
11	501	116	35	79	1	1		116	11	2			79	321.0	7	3471
	502	88	35	52	1			88	18	4			52	300.7	11	
	503	65	34	31				65	5	2			31	300.9		3400
	504	26	16	10				26	6	5			10	307.0	11	2472
	510	5	3	2				5	5				2			
	511	99	36	63				99	1				66	393.1	4	5500
	512	101	42	59				100	4				66	347.7	6	7833
	513	125	49	73	1	2		116	11	2			66	341.0	10	5800
	514	120	40	77	1	2		108	4	1			66	410.4	9	7777
	596	117	33	77	2	5		112	29	2			73	387.8	6	4666
	597	119	45	70	3	1		118	22	12			71	275.0	6	4866
	598	84	42	41		1		84	14			2	40	274.0	8	5000
	599	31	14	17		1		30	11	4			17	245.8	9	6477
	600	35	15	19				34	6	3			18	324.4	8	6375
	601	45	19	26		1		45	2	2		1	26	390.0	2	
	602	2														
	609	8	6	2				8					2		4	12500
	610	43	17	25		1		42					24	417.9	5	10360
	611	38	25	13				38					13	446.1	12	9875
	612	61	35	26				59	6	1			24	410.4	10	8850
	613	31	20	11				25					9	462.2	8	11437
	614	50	20	30				46					30	407.6	3	10666
	615	49	26	22		1		48	1	1			21	403.3	9	9277
	616	43	19	24				43				1	24	340.0	5	10400
	617	86	26	58	2			84	12				58	250.6	7	8000
	618	37	16	21				37	10				20	244.4	8	5875
	619	71	29	42				60	7				37	273.5	12	3750
	620	52	18	34				52	9				37	273.5	12	3750
	621	140	56	84				131	19	1		1	32	257.8	12	4933
	622	172	43	125		4		169	41	9			80	262.1	15	4933
12	PART IN BLOCK AREA A															
	623	126	32	89	5			121	26	7			84	356.6	9	9611
	624	100	35	64		1		99	8	6			63	327.6	6	
	625	99	37	60		2		97	30			1	58	278.6	6	5750
12	PART IN BLOCK AREA B															
	15	127	16	106	1	4		122	66	17			104	338.4	2	
	16	129	23	105		1		119	23	6			97	338.8	2	
	17	111	29	82				110	25	10			82	244.2	4	4875
	18	104	36	67	1			103	8	1			67	375.8	1	
	19	38	12	26				38	3	3			24	330.8	1	
	20	53	14	39				53	4	1			39	302.3	1	

<sup>1</sup>For renter - occupied dwelling units and vacant nonseasonal not dilapidated units, for rent.<sup>2</sup>For owner - occupied dwelling units and vacant nonseasonal not dilapidated units, for sale only.

Table 3.—CHARACTERISTICS OF HOUSING FOR WARDS, BY BLOCKS: 1950—Con.

Ward	Block	All dwelling units by occupancy and tenure					All dwelling units by condition and plumbing facilities			Occupied dwelling units			Contract monthly rent <sup>1</sup>		Value <sup>2</sup> of one-dwelling-unit structures			
		Total	Owner occupied	Renter occupied	Vacant non-seasonal not dilap., for rent or sale	Other vacant and non-resident	Number reporting	No private bath or dilap.	No running water or dilap.	Total	Persons per room		Number reporting	Average monthly rent (dollars)	Number reporting	Average value (dollars)		
											Number reporting	1.51 or more					Occupied by non-white	
12	108	42	12	28		2	41	4		40	40		5	26	22.07	1		
	109	112	30	80	2		109	40		110	107		16	76	21.69	9	4,333	
	110	133	39	94			132	36	3	133	131		3	90	30.27	5	6,600	
	133	136	23	109	4		125	66		132	125		15	98	40.47	10	4,110	
	134	124	33	87	2	2	119	39		120	116		6	85	29.10	9	5,644	
	135	97	16	78	2		94	27	2	94	87		30	77	19.63	4	4,875	
	136	6	2	4		1	6	3		6	6			3	17.00	1		
	137	9	7	2			9	2	1	9	8			5				
	138	52	6	43		3	47	13		49	46		4	2	25.33	1		
	139	26	2	24			26	13		26	26				16.16			
	140	13	1	12			12	7	1	13	13		2	3	14.27			
	143	41	7	34			40	27	5	41	40		2	7	22.34	1		
	13	1	19	19			18	13	9	19	19			16			9	4,144
		10	28	27	1		28	16	10	28	28		2			10	6,500	
		14	2															
16		33	26	7		32	14	12	33	33			3	25.00	16	11,425		
17		4	1	3		4			4	4		1		2		1		
18		3		3		3	3	3	3	3				2				
19		61	32	29		61	1	1	61	61				28	75.67	29	16,620	
20		26	26			26			26	26						23	19,430	
21		10	8	2		10	1	1	10	10			1		8	20,875		
22		10	1	8	1		9			9	9			9	66.00			
23		19	13	3		3	16			16	16			3	41.66	13	12,961	
24		18	12	5		1	16			17	16			4	58.25	10	11,100	
25		16	3	12			15			15	15			12	60.83	2		
26		13	9	4		1	12			13	12			3	58.33	8	8,687	
27		17	16	1			16			17	16			1		14	8,714	
28		12	10	2			12			12	12			1		10	10,150	
29		9	9				9			9	9					9	10,444	
30		11	9	2			11			11	11			2		7	9,442	
31		4	4				4			4	4					4	8,750	
32		7	6	1			6			7	6					4	9,025	
33		11	10			1	10			10	10					9	8,888	
34		16	13	1	1	1	14			14	14			1		13	9,307	
35		2																
36		2																
37		1																
39		5	5			1	5			5	5					5	6,800	
40		5	5				5			5	5					5	10,300	
41		11	9	1		1	11	1	1	10	10			1		8	8,875	
42		9	8	1			9			9	9			1		8	8,750	
43		2																
44		6	5	1			5			6	5					5	9,200	
45		5	5				5			5	5					5	9,400	
46		1																
47		7	6	1		1	6			6	6					5	8,400	
48		5	3	2			5			5	5					4	9,373	
49		4	3	1			4			4	4		1			3	8,666	
50		6	5	1	1		5			5	5					5	11,100	
51		14	13	1			14			14	14			1		12	9,958	
52		19	18	1			19			19	19			1		18	8,803	
53		26	24	1		1	22			22	22					21	10,047	
54		9	4	4		1	6	1	1	8	8			1		4	10,250	
55		13	8	4			13			13	13			5	51.00	7	10,285	
56		8	4	4			8			8	8		1		4	41.25	3	7,333
57		3	2	1			3			3	3			1		2		
58		31	30	1	1		30			30	30					28	16,217	
59	4	2	2			4	1	1	4	4			2		2			
60	13	12	1			13	1	1	13	13			1		11	11,772		
69	1		2															
70	3	1	2			3			3	3					1			
71	1																	
76	2																	
77	2																	
78	2																	
79	23	22	1			23			23	23					22	16,336		
80	40	36	4			40	1	1	40	40			4	60.00	36	12,869		
81	1																	
82	2																	
83	11	7	2	2		7	2	2	9	9			3	61.66	7	6,585		
84	1																	
85	11	4	2	1		4	2	2	4	4		1			4	14,939		
86	43	42				42			42	42					41	14,939		
97	18	18				18			18	18					17	19,352		
98	9	8	1			9			9	9			1		7	16,142		
99	1																	
101	5	5				5			5	5					5	15,800		
102	7	7	2			7			7	7			2		4	12,750		
105	9	5	4			9	1	1	9	9			4	69.00	3	5,666		
106	89	3	86			89	4		89	89	21	1	84	49.98	2			
108	2																	
109	5	5				5	1		5	5			3	54.00	4	8,250		
111	2																	
112	8	8				8			8	8					8	8,875		
116	15	6	9			15			15	15			9	75.22	1			

<sup>1</sup>For renter-occupied dwelling units and vacant nonseasonal not dilapidated units, for rent.  
<sup>2</sup>For owner-occupied dwelling units and vacant nonseasonal not dilapidated units, for sale only.

Table 3.—CHARACTERISTICS OF HOUSING FOR WARDS, BY BLOCKS: 1950—Con.

Ward	Block	All dwelling units by occupancy and tenure					All dwelling units by condition and plumbing facilities			Occupied dwelling units			Contract monthly rent <sup>1</sup>		Value <sup>2</sup> of one-dwelling-unit structures		
		Total	Owner occupied	Renter occupied	Vacant non-seasonal not dilap., for rent or sale	Other vacant and non-resident	Number reporting	No private bath or dilap.	No running water or dilap.	Total	Persons per room		Occupied by non-white	Number reporting	Average monthly rent (dollars)	Number reporting	Average value (dollars)
											Number reporting	1.51 or more					
13	118	11	8	3		11			11	11			3	6 4.00	8	8 1.62	
	119	6	4	2		6			6	6			2		3	8 5.66	
	120	10	3	3		9			10	9	1		3	6 1.66	5	10 2.00	
	121	12	10	2		12			12	12			2		7	10 7.14	
	122	8	8			8			8	8			5		5	10 3.75	
	123	5	5			5			5	5			5		6	8 6.00	
	124	6	5			6			6	6			5		5	11 3.33	
	125	5	5			5			5	5			5		3	15 6.66	
	126	5	5	2		5			5	5			4	5 2.00	1	15 6.66	
	127	11	11			11			11	11			4		11	7 8.63	
	128	28	21	12		28	1		28	28			12	5 2.16	13	11 2.30	
	129	32	21	10		31			31	31			10	5 2.50	11	12 9.09	
	130	7	4	3		7	2		7	7			3	2 5.00	3	7 1.66	
	131	5	4	3		5		1	5	5			3	5 1.66	3	9 1.66	
	132	4	4	3		4		1	4	4			2		2		
	133	4	4	1		4		1	4	4			1		2	9 5.00	
	134	4	4	1		4		1	4	4			1		3	8 3.33	
	135	5	5	2		5		1	5	5			1		2		
	136	1				1			1	1					2		
	137	1				1			1	1					2		
	138	10	9	1		10			10	10			1		7	9 6.42	
	139	3				3			3	3					3	11 3.33	
	140	2	2			2			2	2					3	11 3.33	
	141	2	2			2			2	2					3	17 5.00	
	142	3	3			3	1		3	3					3	13 9.16	
	143	4	4	2		4			4	4			2		2	17 7.61	
	144	2	2			2			2	2					1	19 1.11	
	145	2	2			2	2		2	2					4	24 2.14	
	146	2	2			2			2	2					5	8 8.00	
	147	2	2			2			2	2					5		
	148	10	10	1		10			10	10			2		61		
	149	4	4			4			4	4			43	7 8.65	104	7 7.68	
	150	4	4			4			4	4							
	151	4	4			4			4	4							
	152	4	4			4			4	4							
	153	4	4			4			4	4							
	154	4	4			4			4	4							
	155	4	4			4			4	4							
	156	4	4			4			4	4							
	157	4	4			4			4	4							
	158	4	4			4			4	4							
	159	4	4			4			4	4							
	160	4	4			4			4	4							
	161	4	4			4			4	4							
	162	4	4			4			4	4							
	163	4	4			4			4	4							
	164	4	4			4			4	4							
	165	4	4			4			4	4							
	166	4	4			4			4	4							
	167	4	4			4			4	4							
	168	4	4			4			4	4							
	169	4	4			4			4	4							
170	4	4			4			4	4								
171	4	4			4			4	4								
172	4	4			4			4	4								
173	4	4			4			4	4								
174	4	4			4			4	4								
175	4	4			4			4	4								
176	4	4			4			4	4								
177	4	4			4			4	4								
178	4	4			4			4	4								
179	4	4			4			4	4								
180	4	4			4			4	4								
181	4	4			4			4	4								
182	4	4			4			4	4								
183	4	4			4			4	4								
184	4	4			4			4	4								
185	4	4			4			4	4								
186	4	4			4			4	4								
187	4	4			4			4	4								
188	4	4			4			4	4								
189	4	4			4			4	4								
190	4	4			4			4	4								
191	4	4			4			4	4								
192	4	4			4			4	4								
193	4	4			4			4	4								
194	4	4			4			4	4								
195	4	4			4			4	4								
196	4	4			4			4	4								
197	4	4			4			4	4								
198	4	4			4			4	4								
199	4	4			4			4	4								
200	4	4			4			4	4								
201	4	4			4			4	4								
202	4	4			4			4	4								
203	4	4			4			4	4								
204	4	4			4			4	4								
205	4	4			4			4	4								
206	4	4			4			4	4								
207	4	4			4			4	4								
208	4	4			4			4	4								
209	4	4			4			4	4								
210	4	4			4			4	4								
211	4	4			4			4	4								
212	4	4			4			4	4								
213	4	4			4			4	4								
214	4	4			4			4	4								
215	4	4			4			4	4								
216	4	4			4			4	4								
217	4	4			4			4	4								
218	4	4			4			4	4								
219	4	4			4			4	4								
220	4	4			4			4	4								
221	4	4			4			4	4								
222	4	4			4			4	4								
223	4	4			4			4	4								
224	4	4			4			4	4								
225	4	4			4			4	4								
226	4	4			4			4	4								
227	4	4			4			4	4								
228	4	4			4			4	4								
229	4	4			4			4	4								
230	4	4			4			4	4								
231	4	4			4			4	4								
232	4	4			4			4	4								
233	4	4			4			4	4								
234	4	4			4			4	4								
235	4	4			4			4	4								
236	4	4			4			4	4								
237	4	4			4			4	4								
238	4	4			4			4	4								

<sup>1</sup>For renter - occupied dwelling units and vacant nonseasonal not dilapidated units, for rent.  
<sup>2</sup>For owner - occupied dwelling units and vacant nonseasonal not dilapidated units, for sale only.

Table 3.—CHARACTERISTICS OF HOUSING FOR WARDS, BY BLOCKS: 1950—Con.

Ward	Block	All dwelling units by occupancy and tenure					All dwelling units by condition and plumbing facilities			Occupied dwelling units			Contract monthly rent <sup>1</sup>		Value <sup>2</sup> of one-dwelling-unit structures	
		Total	Owner occupied	Renter occupied	Vacant non-seasonal not dilap., for rent or sale	Other vacant and non-resident	Number reporting	No private bath or dilap.	No running water or dilap.	Total	Persons per room		Number reporting	Average monthly rent (dollars)	Number reporting	Average value (dollars)
											Number reporting	1.51 or more				
13	241	2														
	242	1														
	244	4														
	248	7	4		3	4			4						4	11,500
	254	4	4			3			4						3	29,666
	255	14	14			14			14						12	19,833
	256	9	7			7		2	7						5	18,800
	257	19	18			19			19						18	22,711
	259	23	19	1		22		2	22				1		18	18,222
	260	9	8	1		9		1	9						8	17,062
	261	10	9		1	9			9						7	12,257
	262	4	3			4			4				1		2	
	264	13	12	1		13			13				1		11	23,090
	265	5	5			5			5						5	18,000
	266	2				2			2							
	267	16	16			16			16						15	31,800
	268	4	4			4			4						3	31,666
	269	5	5	1		5			5			1			4	37,357
	270	14	14			14			14						14	17,854
	271	32	28			31			32						24	17,854
	271	23	11	12		23			23				12	8,466	10	27,250
	272	163	67	91	3	2	15	8	158	158			92	69.67	34	19,308
	273	26	26			26			26						26	15,442
	274	25	24			25			25				1		22	14,795
	275	32	1	30	1		31		31				29	98.62		
	276	42	41		1		41		41				42	91.88		
	277	6	4	2			6		6				1		2	
	282	4	4				4		4						3	10,666
	283	27	11	16			27		27				16	4,443	6	12,500
	284	30	16	14			30		30				14	73.35	14	13,464
	285	31	16	15			31	1	31		1		15	89.20	11	12,363
	286	19	15	3			19		19				3	95.00	14	10,428
	287	30	30				30		30				9	54.33	14	11,964
	288	34	28	10			34		34				9	53.88	15	10,160
	289	38	38				38		38				9	53.88	18	9,627
	290	20	16	4			20		20				15	49.93	11	11,136
	291	57	35	22	2	1	56		56				36	60.27	6	9,750
	292	100	60	40		1	99		99				57	68.03	27	13,777
	293	43	35	8		1	43	5	43		3		17	51.58	15	10,133
	294	24	17	7			24		24				4	48.63	17	10,264
	295	97	55	42			97	2	97		1		36	65.36	31	12,545
	297	91	53	38			91		91				38	74.78	37	15,094
	298	80	21	59			80		80				38	56.89	19	21,131
	299	79	44	35		2	78		78				50	60.98	19	14,631
	300	74	38	36	1		73		73				39	59.17	15	14,000
	301	10	10				10	1	10				12	81.16	23	21,939
	302	23	10	13			23		23				9	20.00	9	20,000
	303	17	5	12		1	17	3	17		1		5	56.60	10	18,600
	304	43	40	3			43		43				1	23.70	5	23,700
	305	9	6	3			9	2	9				3	39.66	40	18,125
	306	5	3	2			5		5				2		3	9,000
	307	42	30	12			42		42				2		2	
	308	63	30	33			63		63				30	66.75	2	10,000
	309	185	23	162		1	184		184				30	65.03	27	12,981
	310	4	2	2			4	1	4		1		160	85.76	22	19,795
	311	4	4				4		4				2		2	
	312	61	44	17			61		61				56	86.71	4	15,250
	315	126	20	106	1	1	125		125		1		93	86.95	22	16,909
	317	16	14	2			16		16				16	90.00		
	318	8	6	2			8		8						5	14,900
	322	30	19	11			30		30						4	13,250
	323	6	6				6		6				11	61.54	15	17,533
	324	63	2	61			63		63				6	67.66		
	325	9	9				9		9				58	72.41		
	326	5	3	2			5		5				9	109.44		
	327	15	11	4			15		15				2		2	
	328	77	13	64			77		77				15	67.66		
	329	57	33	24			57		57				14	66.35	9	12,222
	330	43	27	16			43		43				22	66.22	17	13,294
	331	53	20	33		2	51		51				16	67.68	9	11,888
	332	27	5	22			27		27				27	67.55	11	12,454
	334	27	20	7			27		27				5	58.00	14	13,500
	335	27	6	21		2	26		26		1		21	50.33		
	336	21	9	12			21		21				14	63.78	5	12,000
	337	20	2	18		3	19		19				14	63.78	11	10,909
	338	18	15	3			18		18				5	54.00	3	10,909
	339	28	15	13			28		28				15	61.00	5	9,833
	340	12	7	5			12		12				5	74.66	5	12,900
	341	9	5	4			9	4	9				5	45.20	4	9,500
	342	19	8	11			19	1	19		1		3	40.33	1	
	343	37	20	17			37		37				10	66.20	2	
	344	33	25	8			33		33				16	55.00	10	12,100
	345	35	33	2			35		35				23	55.22	21	8,104
	346	55	13	42			55		55				11	40.00	12	9,958
	347	60	29	31		1	59		59				29	44.78	5	13,400
	348	37	28	9			37		37				29	62.62	7	8,571
	349	46	12	34		2	44		44		1		25	39.66	3	10,166
	362	46	7	39			46		46				36	55.69		

<sup>1</sup>For renter - occupied dwelling units and vacant nonseasonal not dilapidated units, for rent.  
<sup>2</sup>For owner - occupied dwelling units and vacant nonseasonal not dilapidated units, for sale only.

HOUSING—BLOCK STATISTICS

Table 3.—CHARACTERISTICS OF HOUSING FOR WARDS, BY BLOCKS: 1950—Con.

Ward	Block	All dwelling units by occupancy and tenure					All dwelling units by condition and plumbing facilities			Occupied dwelling units			Contract monthly rent <sup>1</sup>		Value <sup>2</sup> of one-dwelling-unit structures		
		Total	Owner occupied	Renter occupied	Vacant non-seasonal not dilap., for rent or sale	Other vacant and non-resident	Number reporting	No private bath or dilap.	No running water or dilap.	Total	Persons per room		Occupied by non-white	Number reporting	Average monthly rent (dollars)	Number reporting	Average value (dollars)
											Number reporting	1.51 or more					
18	397	11	9	2					11								
	398	50	23	27				47	50	11			2			8	11,875
	399	61	28	32				59	60	47			26	56.00			
	400	79	37	42	1			78	77	58			33	60.00	15	13,206	
	401	137	63	74	3	1		130	137	60			39	53.64	21	11,904	
	402	46	46					46	46	77			73	56.93	37	11,946	
	403	89	41	47	1	2		86	88	54			85	57.88	27	11,555	
	432	54	17	37				53	54	86			46	58.45	20	16,325	
	433	97	35	62				62	62	53			35	51.48	4	11,250	
	434	64	26	36	2			62	62	97			61	41.21	6	7,583	
	435	52	5	44	1	2		49	49	62			37	46.94	7	18,928	
	436	70	36	34				70	70				43	44.34			
	437	79	41	38				78	79				33	38.33	16	8,706	
	438	40	20	20				40	40				37	46.51	12	9,083	
	439	10	5	5				10	10				20	47.90	8	7,062	
	440	6	4	2				6	6				5	36.00	2		
	441	3	2	1				3	3				2		2		
	442	5	4	1				5	5				1		1		
	443	8	5	1		1		8	6				2		3		13,000
	444	115	42	72		1		114	2	1	114	114	69	63.42	20	13,190	
	445	68	46	21	1			67	67				20	58.05	30	13,253	
	447	45	37	7				44	44				7	75.28	29	13,724	
	448	47	37	10				47	47				9	50.11	28	14,621	
	449	41	30	11				41	41				10	65.90	21	12,426	
	450	63	30	31				61	61				30	57.66	4	13,250	
	451	37	26	10		2		36	36				9	66.00	20	13,325	
	452	30	29	1		1		30	30				1		29	14,517	
	453	28	26	2				27	28				1		25	14,100	
	454	32	29	3				32	29				1		30	11,800	
	457	34	31	3		1		34	31				1		31	12,870	
	458	29	24	4		1		29	28				2		17	14,558	
	464	34	21	12		1		34	33				13	52.30	16	12,625	
	465	46	34	11		1		46	45				11	56.00	25	11,800	
	466	51	38	13				51	51				13	53.92	29	11,920	
	474	47	39	7		1		47	46				7	71.14	35	13,157	
	475	58	38	19		1		57	57				19	61.52	13	12,007	
	476	64	42	22				64	63				21	58.14	25	12,020	
	477	74	24	50				74	74				49	51.40	11	8,681	
	478	9	6	3				9	9				3	53.33	4	7,375	
	479	10	7	3				10	10				3	63.33	4	9,875	
	480	52	27	23		1		50	50				22	62.90	11	14,909	
	481	45	29	16		1		43	45				14	65.14	10	13,500	
	483	8	2	6				8	8				6	46.00	1		
	484	57	29	28				57	57				28	53.25	10	9,500	
	485	100	39	60		1		98	99				60	44.50	9	10,900	
	486	68	34	34				68	68				34	48.17	11	10,090	
	487	34	8	26				34	34				23	52.04	3	11,866	
	488	59	34	25				66	69				1	52.05	6	9,250	
	489	97	48	49				96	97				47	46.34	10	9,300	
	490	94	43	50		1		93	93				50	45.60	1		
525	312	41	268		3		300	306				13	58.61	6	13,333		
526	30	26	4		1		28	28				249	58.61	6	13,333		
527	111	57	54				107	89				1	52.08	8	15,000		
528	43	7	36				43	43				1	55.92	14	12,000		
529	106	27	79		4		100	100				31	83.09	3	14,000		
530	52	24	28		2		52	52				74	51.87	7	10,785		
531	76	39	37				74	74				1	51.87	3	10,785		
532	49	15	34				49	49				1	52.61	12	11,708		
533	51	24	27				50	52				1	54.36	13	15,000		
534	35	24	11				35	35				28	52.46	6	17,000		
535	39	24	14		1		37	37				26	66.76	8	13,250		
536	16	6	10				16	16				11	66.27	14	19,857		
537	26	11	15				26	26				14	58.14	12	19,416		
538	34	33	1				34	34				7	53.14	3	16,666		
539	50	42	8				50	50				1	52.64	1			
540	49	39	9				49	49				1		32	15,078		
541	49	41	7		1		48	48				8	55.75	37	13,094		
542	40	29	11		1		46	48				9	68.77	33	13,151		
543	42	38	4				40	45				6	65.16	34	12,088		
544	24	23	1		1		24	24				11	55.27	22	11,272		
545	23	21	2				23	23				3	59.33	37	11,400		
359	19	10	7		1		17	17				7	38.85	7	14,285		
361	39	19	19				37	37				19	75.57	2			
408	58	28	30		1		57	58				26	60.00	13	11,115		
409	44	37	7				44	44				7	58.42	29	12,024		
410	45	29	16				44	44				7	54.31	17	12,735		
411	51	29	22				51	45				1	55.13	18	10,361		
412	88	44	44				86	88				43	50.46	18	11,805		
413	55	20	34		1		54	54				1	55.33	10	13,000		
414	63	7	53		1		60	60				34	49.73	10	13,000		
425	38	5	31		2		38	36				52	36.07	1			
426	61	6	54		1		61	60				31	24.96	3	3,500		
427	3	1	2				3	3				1		53	20.35	4	4,225
428	46	23	22		1		46	45				22	49.09	4	9,875		

<sup>1</sup>For renter - occupied dwelling units and vacant nonseasonal not dilapidated units, for rent.  
<sup>2</sup>For owner - occupied dwelling units and vacant nonseasonal not dilapidated units, for sale only.

Table 3.—CHARACTERISTICS OF HOUSING FOR WARDS, BY BLOCKS: 1950—Con.

Ward	Block	All dwelling units by occupancy and tenure					All dwelling units by condition and plumbing facilities			Occupied dwelling units			Contract monthly rent <sup>1</sup>		Value <sup>2</sup> of one-dwelling-unit structures		
		Total	Owner occupied	Renter occupied	Vacant non-seasonal not dilap., for rent or sale	Other vacant and non-resident	Number reporting	No private bath or dilap.	No running water or dilap.	Total	Persons per room		Occupied by non-white	Number reporting	Average monthly rent (dollars)	Number reporting	Average value (dollars)
											Number reporting	1.51 or more					
19	429	57	33	24					57	57							
	430	54	27	27					54	53							
	491	144	47	95	2				143	3	1			24	51.29	15	11,300
	492	56	25	31					56	7				27	42.33	7	11,500
	493	34	8	25	1				33	3	4			96	43.97	6	9,166
	494	70	28	42					70	6				30	34.33	7	6,928
	495	46	21	25					46	1				26	49.69	1	
	497	17	4	11		2			17	3	1			42	47.73	5	6,600
	498	36	5	31					36	3				25	38.44	7	8,500
	499	70	29	41					70	11	2			11	48.54		
									36	3	1			31	27.25	2	
									70	11	2			41	26.19	19	4,542
		500	45	27	18				44	3	1			18	29.61	13	5,038
		515	95	45	50				94	3				48	30.83	15	6,633
		516	76	40	34	1	1		69	5	1			34	30.14	24	6,129
		517	39	11	28				39	1				27	37.25	5	5,160
		518	27	4	23				25	12	12			22	41.63	2	
		519	103	30	71				103	74	68			70	25.24	8	4,625
		520	110	24	85				108	41	34			81	34.62	6	7,916
		521	63	22	41				63	6	4			41	32.78	3	7,333
		522	61	27	32		2		61	2	2			32	39.90	8	8,437
		523	40	10	30				40	1				27	44.74	3	9,333
		524	89	24	64		1		88	5	3			63	46.30	6	5,416

<sup>1</sup>For renter - occupied dwelling units and vacant nonseasonal not dilapidated units, for rent.  
<sup>2</sup>For owner - occupied dwelling units and vacant nonseasonal not dilapidated units, for sale only.



Table 3.—CHARACTERISTICS OF HOUSING FOR WARDS, BY BLOCKS: 1950—Con.

Ward	Block	All dwelling units by occupancy and tenure					All dwelling units by condition and plumbing facilities			Occupied dwelling units			Contract monthly rent <sup>1</sup>		Value <sup>2</sup> of one-dwelling-unit structures		
		Total	Owner occupied	Renter occupied	Vacant non-seasonal not dilap., for rent or sale	Other vacant and non-resident	Number reporting	No private bath or dilap.	No running water or dilap.	Total	Persons per room		Number reporting	Average monthly rent (dollars)	Number reporting	Average value (dollars)	
											Number reporting	1.51 or more					Occupied by non-white
13	363	15	7	7		1	14		14	14		6	62.00	1			
	364	13	3	10			13		13	13		8	72.62				
	365	27	8	19			27		27	27		18	54.22	6	11,666		
	366	36	9	27			36		36	36		25	66.12	4	13,500		
	367	20	12	8			20		20	20		6	66.66	1			
	368	33	17	15			32		32	32		12	56.75	8	14,812		
	369	40	18	17			35		35	35		18	68.11	10	11,200		
	370	55	15	34	2	3	49		49	48	1	37	52.43	10	14,780		
	371	36	21	14	1		34		34	34		14	64.00	16	12,175		
	372	36	23	12		1	33		33	32		10	57.10	16	14,343		
	373	38	13	25			37		37	38		25	62.96	8	12,125		
	374	29	20	8			28	1	29	28	1	9	72.00	17	15,205		
	375	13	8	5			13		13	13		5	64.00	6	12,583		
	376	6	1	5			6		6	6		5	62.00				
	377	14	6	7	1		13		13	13		7	78.00	4	16,375		
	378	7	7				7		7	7		7		7	20,142		
	379	12	11	1			12		12	12		1		11	16,954		
	404	14	11	2	1		14		14	14		23	53.47	8	16,375		
	406	14	2	14			9		9	10	1	96	37.54				
	407	10	2	8			10	1	10	10	1	35	36.44				
		431	42	20	19	1	2	39		39	38		19	67.26	5	11,200	
	14	21	48	7	41			48	7	48	48	2	40	39.75	1		
		22	14		14			14	2	14	14		12	68.33			
		23	83	3	80			82		83	82		77	53.20			
		99	23	37	19			23		23	23	23	3	43.01	9	8,666	
		100	28	35	24	11	1	28	86	15	27	27	28	186	43.01	5	6,640
		101	83	18	64	3		82	131	16	82	82	5	46.12	4	7,875	
		102	135	24	105	3		130	43		129	128	1	63	51.28	8	8,462
		103	23	35	19	3	1	23	131	44	22	22	1	103	46.33	4	12,000
		104	12	8	11	1		12	9		12	11	1	96	58.35	10	28,750
		105	74	10	60	1	4	69	12	2	70	68	1	54	47.44	4	26,666
		106	37	5	32			37	1		37	37		26	55.96		
		137	4		4			4	1		4	4		81	59.38	2	
		149	95	4	87	3	1	91	18		91	90	1	53	47.43	1	
		150	1					1			1	1		17	56.23	1	
166		67	9	56	1	2	64	33		65	65	2	9	65.88	1		
167		32	1	29		2	30			30	29	1	132	50.78	8	15,250	
168		14	3	10			14	12	2	15	13	1	118	45.22	3	7,666	
169		163	17	139	6	1	159	60	9	161	147	14	118	45.22	7	7,666	
170		161	20	141			146	113		161	147	20	157	46.65	5	7,200	
171		186	19	158	5	4	183	113		177	174	20	157	46.65	5	7,200	
172		178	21	143	9	5	164	96	40	164	160	14	142	44.16	7	6,714	
173		40	3	37			40	7		40	40	1	36	38.58			
174		82	7	75			82	19		82	82	1	74	46.32	3	8,666	
175		92	7	85			91	38	2	92	91	16	84	51.61			
176		80	7	73			80	34		80	78	1	72	46.36			
188		78	7	71			78	40	16	78	78	11	70	41.62			
189		66	11	50	1	4	64	10		67	60	4	47	43.34	2		
190		183	28	149	2	4	177	72	13	177	174	2	142	43.35	2		
191		195	24	161	4	6	187	55	6	185	183	2	157	44.52	7	6,157	
192		61	21	40			60	5		61	61	3	39	47.87	11	5,754	
		193	85	20	62	1	2	84	2	82	82	2	4	59	40.01	6	6,550
15		94	64	20	44			64	3	64	62	2	44	30.00	4	3,750	
		95	113	25	84	1	3	113	3	109	106	2	80	34.42	5	4,500	
		96	115	36	78			115		114	113	3	75	32.68	7	4,214	
		97	91	32	58			91		90	90		55	29.67	14	6,607	
	98	116	24	91			114	6	2	115	112	1	90	33.96	4	5,500	
	186	9	1	8			9	2		9	9	8	32.75				
	187	56	12	43	1		54	19		55	53	2	44	35.88			
	194	94	17	72	5		90	20	7	89	88	2	74	38.36	1		
	206	46	11	35			46	10		46	46	2	34	26.88	3	3,500	
	207	137	31	105		1	136	20	14	136	136	3	98	34.55	4	4,500	
	208	88	16	72			87	3	1	88	87	2	70	45.28	3	14,333	
	210	107	26	77	3	1	103	3		103	103	4	77	30.46	4	3,150	
	211	164	38	122	2	2	160	28	26	160	156	1	124	31.49	3	9,666	
	212	130	36	93	1		128	7		129	125	2	88	29.51	5	6,000	
	213	137	34	102	1		136	8	1	136	136		100	32.29	8	4,937	
	214	78	16	62			78	10	2	78	77		58	30.18	1		
	215	69	14	51	2	2	65	8		65	65		50	40.60	3	9,500	
	217	2					2			2	2						
	218	28	10	16		2	26	1	1	26	26		16	26.00	5	4,800	
	219	94	19	75			90	12		94	90	1	70	24.08	3	3,800	
	235	35	11	23		1	34			34	34		23	39.95	2		
	240	52	22	29		1	52	25	1	51	51	2	29	22.62	16	4,375	
	16	PART IN BLOCK AREA A															
		554	3		3			3		3	3						
		556	2					2		2	2						
557		4	3	1			4		4	4		1		3	18,666		
564		3	2	2	1		2		2	2		4	63.00				

<sup>1</sup>For renter - occupied dwelling units and vacant nonseasonal not dilapidated units, for rent.  
<sup>2</sup>For owner - occupied dwelling units and vacant nonseasonal not dilapidated units, for sale only.

Table 3.—CHARACTERISTICS OF HOUSING FOR WARDS, BY BLOCKS: 1950—Con.

Ward	Block	All dwelling units by occupancy and tenure					All dwelling units by condition and plumbing facilities			Occupied dwelling units			Contract monthly rent <sup>1</sup>		Value <sup>2</sup> of one-dwelling-unit structures		
		Total	Owner occupied	Renter occupied	Vacant non-seasonal not dilap., for rent or sale	Other vacant and non-resident	Number reporting	No private bath or dilap.	No running water or dilap.	Total	Persons per room		Number reporting	Average monthly rent (dollars)	Number reporting	Average value (dollars)	
											Number reporting	1.51 or more					Occupied by non-white
16	565	97	39	58		90			97	90			43	571.11	9	13,000	
	566	102	29	65	8	99	11	2	94	94	1	2	65	522.66	11	9,318	
	567	92	36	55		90	3		91	91			54	36.77	13	9,846	
	568	97	32	63	2	95			95	95	1	1	64	50.62	6	11,166	
	569	138	37	100	2	135	2	1	137	137	2	2	100	41.05	3	17,333	
	570	127	31	90		119	2		121	118	2	2	88	40.65	3	11,333	
	571	159	32	119	6	158	1		151	151	1	1	120	47.02	2		
	572	127	31	93		127	3		124	124	4	4	94	31.04	3	13,166	
	573	79	20	56		73	8	3	76	72	3	3	56	39.14			
	574	96	17	78	1	94	8		95	94	7		75	48.66	2		
	577	75	8	67		75			75	74			63	68.41	4	31,250	
	578	9	8	1		9			9	9			1	41,666	6	41,666	
	634	81	16	64		78	1		80	78			62	83.45	3	38,000	
	635	135	23	102		122	2	1	125	123	1	1	97	59.86	9	15,777	
	636	180	12	165	1	171	1		177	166	3		152	83.50	3	11,000	
	641	32	17	15		32	5		32	27	2		15	45.60	9	11,222	
16	PART IN BLOCK AREA B																
	25	135	22	112		123	9		134	127	3		76	52.42	12	17,208	
	255	162	32	124	3	147	30	1	156	145	6	6	104	47.31	20	11,900	
	27	170	20	149	1	168	4		169	168	10		146	45.10	8	9,437	
	28	136	38	95	3	133	31		133	133	7		95	48.83	17	7,705	
	29	200	38	155	4	194	57	6	193	187	6	3	153	43.84	7	8,214	
	30	167	39	123	3	163	36	2	162	162	4	4	122	43.76	6	9,166	
	31	111	13	97	1	110	33	2	110	110	2		97	33.49	2		
	32	72	27	42		72	23	15	69	69		3	42	29.26	6	4,733	
	33	127	24	101		127	36	16	125	125	3		99	28.20	1		
	34	77	21	55	1	77	12	8	76	76	1		55	31.41	2		
	17	16	32	14	18		19	6	3	32	32		1	15	32.33	4	7,625
		34	22	16	6		22	3		22	22			5	41.60	10	9,800
		35	1				1			1							
		355	4	4			4			4	4					3	9,166
		37	1				1			1							
38		47	32	15		38	5	1	47	47	1		15	39.40	21	9,190	
39		4	4			3			4	4			4	6,500	4	6,500	
40		13	10	3		12			13	13			3	27.66	6	8,500	
41		32	19	13		27			32	32			12	33.75	16	6,512	
42		39	21	15	1	36	1	1	36	35			13	53.15	11	10,588	
43		29	27	7		28			28	28			6	46.66	17	10,455	
44		41	27	19		35	1		36	36			9	57.11	25	10,300	
45		47	27	19		40	2		41	41			14	65.92	22	10,000	
46		77	27	43	2	72	4		77	77	1	1	21	40.19	9	9,883	
47		72	27	43	2	72	10	10	70	70	1	1	42	15.22	17	9,284	
48		58	21	30	1	52	1		51	51	1	1	28	38.46	7	8,471	
49	10	3	7		10	1	1	10	10			7	32.85				
50	44	21	23		44			44	44			22	40.40	7	10,142		
51	10	1	9		10			10	10			7	35.00				
52	51	15	36		50	1	1	51	49		1	34	32.91	3	11,333		
53	46	13	33		45			46	45		1	32	11.09	1	11,111		
54	66	29	37		66	6	6	66	66			33	43.36	1	7,181		
55	15	7	8		15	2	2	15	15			6	66.62	2	12,222		
56	30	18	12		30	9	8	30	30			11	10.81	6	7,250		
57	86	23	59	2	83	23	23	82	81	6		60	44.48	2	6,750		
58	26	9	16		24	1		25	25			16	28.43	2			
59	29	8	19	1	27	1		27	27	1		17	17.76	11	11,111		
60	37	22	15		35	1		37	35			11	10.72	11	8,409		
61	196	82	114		195	29	13	196	195	3		108	27.98	30	5,776		
62	417	82	108	1	189	8	5	190	189	3		105	30.67	20	7,875		
63	16				16			16	16			16	28.12				
64	8	3	4		8	1		8	8			4	42.55				
65	73	28	45		72	27	16	73	72	1	1	45	36.37	12	4,416		
66	120	54	64		119	32		118	118	2		63	55.58	23	5,000		
67	140	63	73	4	136	4		136	135			74	40.9	16	6,481		
68	89	31	58		89	9	6	89	88			56	31.98	5	7,840		
18	320	24				24			24	24					24	13,750	
	321	15	14	1		15			15	15			1	16.14	2	16,142	
	380	50	30	20		50			50	50			18	74.66	25	1,532	
	381	26	25	1		26			26	25			1	52.82	23	1,532	
	382	16	14	2		15			16	16			2	11.11	9	1,532	
	383	32	16	16		31			32	32			16	69.93	10	1,351	
	384	22	17	5		22			22	21			5	65.40	16	1,412	
	385	39	23	15	1	38			38	37			16	61.31	12	1,279	
	386	34	20	14		34			34	34			14	64.44	12	1,250	
	387	37	16	20	1	35			36	34			20	56.60	7	1,255	
	388	16	9	7		14			16	14			5	60.80	5	13,400	
	389	44	20	24		44			44	42			23	78.21	9	11,666	
	390	57	15	42		56			57	53			39	65.30	6	12,833	
	391	25	4	21		25			25	24			21	58.47	2		
	393	14	14			14			14	13					13	16.92	
	394	42	18	22	2	40			40	39			22	73.63	12	15,083	
395	37	26	10	1	36		1	36	36			10	66.00	19	12,947		
396	21	14	7		21			21	21			6	88.66	11	13,818		

<sup>1</sup>For renter - occupied dwelling units and vacant nonseasonal not dilapidated units, for rent.  
<sup>2</sup>For owner - occupied dwelling units and vacant nonseasonal not dilapidated units, for sale only.

HOUSING—BLOCK STATISTICS

Table 3.—CHARACTERISTICS OF HOUSING FOR WARDS, BY BLOCKS: 1950—Con.

Ward	Block	All dwelling units by occupancy and tenure					All dwelling units by condition and plumbing facilities			Occupied dwelling units			Contract monthly rent <sup>1</sup>		Value <sup>2</sup> of one-dwelling-unit structures	
		Total	Owner occupied	Renter occupied	Vacant non-seasonal, not dilap., for rent or sale	Other vacant and non-resident	Number reporting	No private bath or dilap.	No running water or dilap.	Total	Persons per room		Number reporting	Average monthly rent (dollars)	Number reporting	Average value (dollars)
											Number reporting	1.51 or more				
18	397	11	9	2		11			11	11						
	398	50	23	27		47			50	47			26	56.00	8	11,875
	399	61	28	32	1	59			60	58			33	60.09	15	13,206
	400	78	37	40		78	1	1	77	77		1	39	53.64	21	11,904
	401	143	63	74	1	143			137	135			73	56.93	32	11,946
	402	137	46	86	3	130	7	5	132	131			85	57.88	27	11,555
	403	89	41	47	1	86	5	2	88	86	2		46	58.45	20	16,325
	432	54	17	37		53	1		54	53			35	51.48	4	11,250
	433	97	35	62		96	6		97	96			61	41.21	6	7,583
	434	64	26	36	2	62	2		62	62			37	46.94	7	18,928
	435	52	5	44	1	49	4		49	49		1	43	44.34		
	436	70	36	34		70	10	2	70	70			33	38.33	16	8,706
	437	79	41	38		78	5		79	79	1		37	46.51	12	9,083
	438	40	20	20		40	2	2	40	40			20	47.90	8	7,062
	439	10	5	5		10	2	2	10	10			5	36.00	2	
	440	6	2	4		6			6	6			2		2	
	441	3	2	1		3			3	3			1		2	
	442	5	4	1		5			5	5			1		1	
	443	18	5	11	1	18			18	18			2		3	13,000
	444	115	42	72		114	2	1	114	114			69	63.42	20	13,190
	445	68	46	21	1	67			67	67			20	58.05	30	13,253
	447	45	37	7	1	44			44	44			7	75.28	29	13,724
	448	47	37	10		47			47	45			9	50.11	28	14,621
	449	41	30	11		41			41	41			10	65.90	21	12,428
	450	63	30	31		61	2		61	61		1	30	57.66	4	13,250
	451	37	26	10		36			36	36			9	66.00	20	13,325
	452	30	29	1		30			30	30			29	14.517		
	453	28	26	2		27			28	28			1		25	14,100
	454	32	29		2	32	1		29	28	1		30		30	11,800
	457	34	31		2	34	1		31	31			31		31	12,870
	458	29	24	4	1	29			28	28		1	2		17	14,558
	464	34	21	12	1	34			33	33			13	52.30	16	12,625
	465	46	34	11		46	1		45	45			11	56.00	25	11,800
	466	51	38	13		51			51	51			13	53.92	29	11,920
	474	47	39	7		47			46	46			7	71.14	35	13,157
	475	58	38	19		57	1		57	57			19	61.52	13	12,007
	476	64	42	22		64			64	63			21	58.14	25	12,020
	477	74	24	50		74	3	3	74	74		2	49	51.40	11	8,681
	478	9	6	3		9			9	9			3	53.33	4	7,375
	479	10	7	3		10			10	10		1	3	63.33	4	9,875
	480	52	27	23	1	50			50	50			22	62.90	11	14,909
	481	45	29	16		43			45	43			14	65.14	10	13,500
	483	8	2	6		8	1	1	8	8			6	46.00	1	
	484	57	29	28		57	1		57	57			28	53.25	10	9,500
	485	100	39	60	1	98	30	3	99	99		2	60	44.50	9	10,900
	486	68	34	34		68			68	68			34	48.17	11	10,090
	487	34	8	26		34	1		34	34			23	52.04	3	11,866
	488	66	34	35		66	4		69	68			34	52.05	6	9,250
	489	99	49	49		96			97	96		1	47	46.34	10	9,300
	490	94	43	50	1	93	3		93	93			50	45.60	1	
	525	31	26	3	3	300	5	2	309	306	13		249	58.61	6	13,333
	526	90	41	63	1	88	1		89	89			61	52.08	8	15,000
	527	111	51	60		107			111	109	1		55	55.92	14	12,000
	528	43	7	32	4	38			39	38		1	31	83.09	3	14,000
	529	106	27	73	4	100	4		100	100			74	51.87	7	10,785
530	52	24	28	2	52	3		52	52		1	26	52.61	12	11,708	
531	77	39	37		74			76	74		1	36	54.36	13	15,000	
532	44	15	34		41			49	41			28	52.46	6	17,000	
533	55	24	27		50			51	50			26	66.76	8	13,250	
534	5	24	11		35			35	35			11	66.27	14	19,857	
535	3	24	14	1	37	4	1	38	37	1		14	58.14	12	19,416	
536	16	6	10		12			16	12			7	53.14	3	16,666	
537	26	11	15		26			26	26			14	52.64	1		
538	34	33	1		34			34	34			1		32	15,078	
539	50	42	8		49	1	1	50	49			8	55.75	37	13,094	
540	49	39	9		48			48	48			9	68.77	33	13,151	
541	49	41	7		46			48	45			6	65.16	34	12,088	
542	40	29	11		40			40	40			11	55.27	22	11,272	
543	42	38	3		41		1	41	41		1	3	59.33	37	11,400	
544	24	23	1		24			24	24			1		23	11,078	
545	23	21	2		23			23	23			1		21	12,504	
19	359	19	10	7	1	17			17	17			7	38.85	7	14,285
	361	39	19	19	1	37			38	38			19	75.57	2	
	408	58	28	30		57	3	1	58	57			26	60.00	13	11,115
	409	44	37	7		44			44	44			7	58.42	29	12,024
	410	45	29	16		44			45	44			16	54.31	17	12,735
	411	51	29	22		51			51	51		1	22	51.36	18	10,361
	412	88	44	44		86	3	1	88	85			43	50.46	18	11,805
	413	55	20	34	1	54	1		54	53		1	34	49.73	10	13,000
	414	63	7	53	1	60	5	1	60	60			52	36.07	1	
	425	38	5	31		38			36	36		2	31	24.96	3	3,500
	426	61	6	54	1	61	35	1	60	60	1		53	20.35	4	4,225
427	3	1	2		3			3	3			2		2		
428	46	23	22		46			45	45			22	49.09	4	9,875	

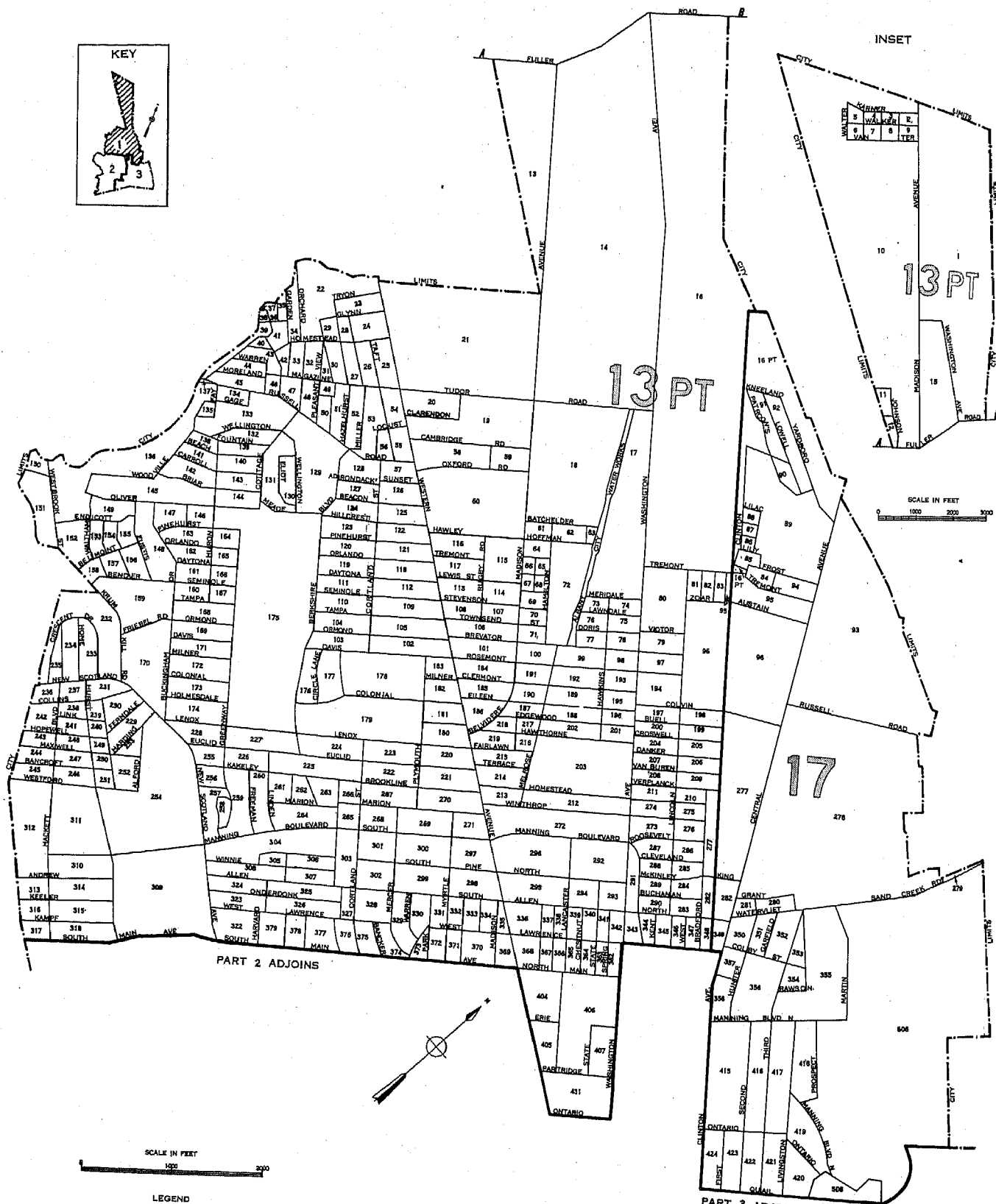
<sup>1</sup>For renter-occupied dwelling units and vacant nonseasonal not dilapidated units, for rent.  
<sup>2</sup>For owner-occupied dwelling units and vacant nonseasonal not dilapidated units, for sale only.

Table 3.—CHARACTERISTICS OF HOUSING FOR WARDS, BY BLOCKS: 1950—Con.

Ward	Block	All dwelling units by occupancy and tenure					All dwelling units by condition and plumbing facilities			Occupied dwelling units			Contract monthly rent <sup>1</sup>		Value <sup>2</sup> of one-dwelling-unit structures		
		Total	Owner occupied	Renter occupied	Vacant non-seasonal not dilap., for rent or sale	Other vacant and non-resident	Number reporting	No private bath or dilap.	No running water or dilap.	Total	Persons per room		Occupied by non-white	Number reporting	Average monthly rent (dollars)	Number reporting	Average value (dollars)
											Number reporting	1.51 or more					
19	429	57	33	24		57	1	1	57	57			24	51.29	15	11,300	
	430	54	27	27		53	2	1	54	53	2		27	42.33	7	11,500	
	491	144	47	95	2	143	3	1	142	142			96	43.97	6	9,166	
	492	56	25	31		56	7	4	56	56			30	34.33	7	6,928	
	493	34	8	25	1	33	3	3	33	33		2	26	49.69	1		
	494	70	28	42		70	6	6	70	70			42	47.73	5	6,600	
	495	46	21	25		46	1	1	46	46			25	38.44	7	8,500	
	497	17	4	11		17	3	1	15	15			11	48.54			
	498	36	5	31		36	7		36	36	1		31	27.25	2		
	499	70	29	41		70	11	2	70	70			41	26.19	19	4,542	
	500	45	27	18		44	3	1	45	45		1	18	29.61	13	5,038	
	515	95	45	50		94	3		95	93		2	48	30.83	15	6,633	
	516	76	40	34	1	69	5	1	74	70	1		34	30.14	24	6,129	
	517	39	11	28		39	1		39	38			27	37.25	5	5,160	
	518	27	4	23		25	12	12	27	26			22	41.63	2		
	519	103	30	71		103	74	68	101	101	1		70	25.24	8	4,625	
	520	110	24	85		108	41	34	109	109	1		81	34.62	6	7,916	
	521	63	22	41		63	6	4	63	63			41	32.78	3	7,333	
	522	61	27	32		61	2	2	59	59			32	39.90	8	8,437	
	523	40	10	30		40	1		40	40	3		27	44.74	3	9,333	
	524	89	24	64		88	5	3	88	87			63	46.30	6	5,416	

<sup>1</sup>For renter - occupied dwelling units and vacant nonseasonal not dilapidated units, for rent.  
<sup>2</sup>For owner - occupied dwelling units and vacant nonseasonal not dilapidated units, for sale only.

ALBANY, NEW YORK, BY WARDS AND BLOCKS: 1950  
PART 1 OF 3 PARTS



INSET

WALKER	5	6	7	8	9
WALKER	10	11	12	13	14
WALKER	15	16	17	18	19

LEGEND

BLOCK NUMBERS

WARD NUMBERS

WARD BOUNDARIES

BLOCK AREA LETTERS

BLOCK AREA BOUNDARIES

U.S. DEPARTMENT OF COMMERCE, BUREAU OF THE CENSUS



SCALE IN FEET  
0 100 200 300

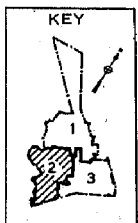
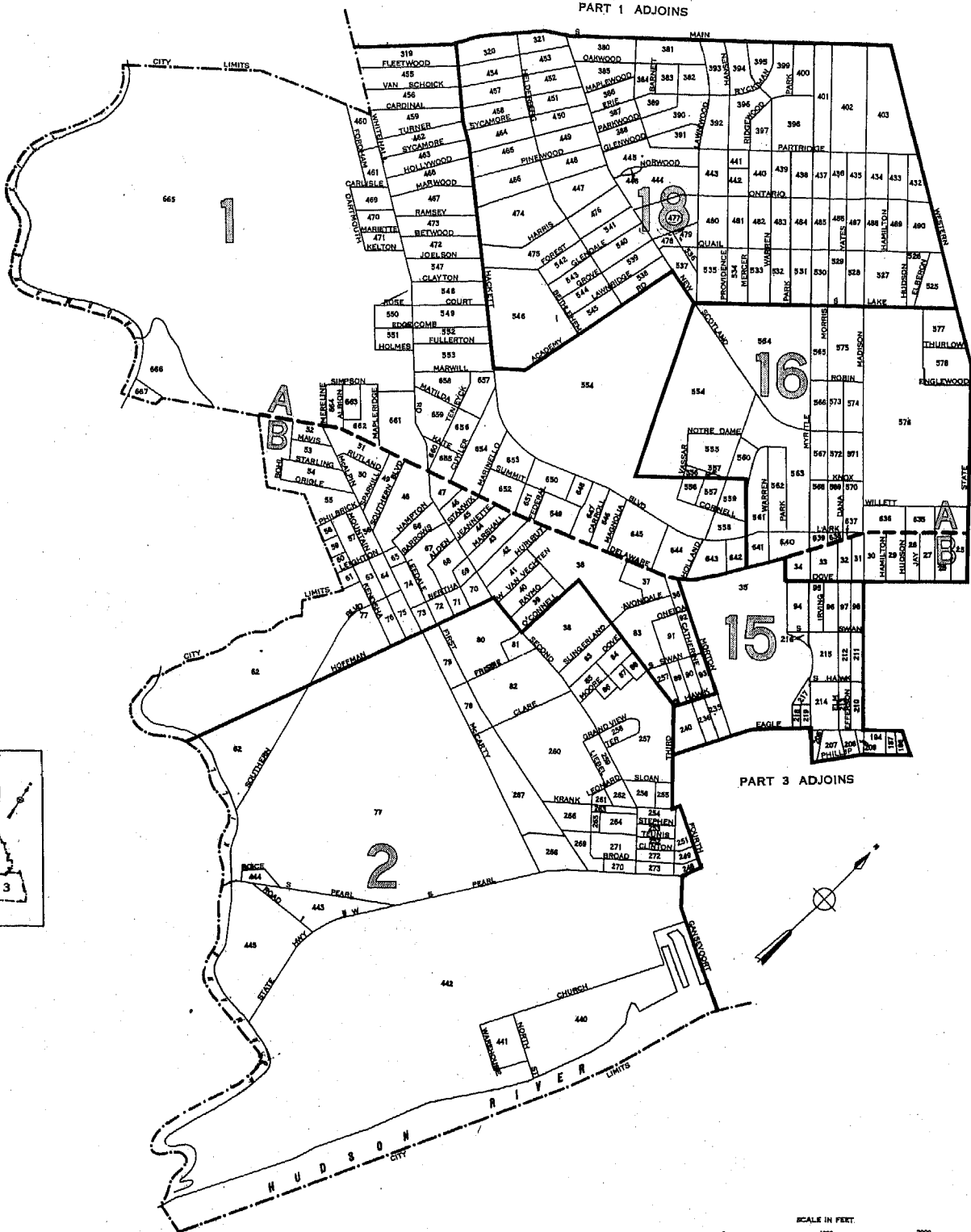
ALBANY, NEW YORK, BY WARDS AND BLOCKS: 1950

PART 2 OF 3 PARTS

PART 1 ADJOINS

PART 3 ADJOINS

PART 3 ADJOINS



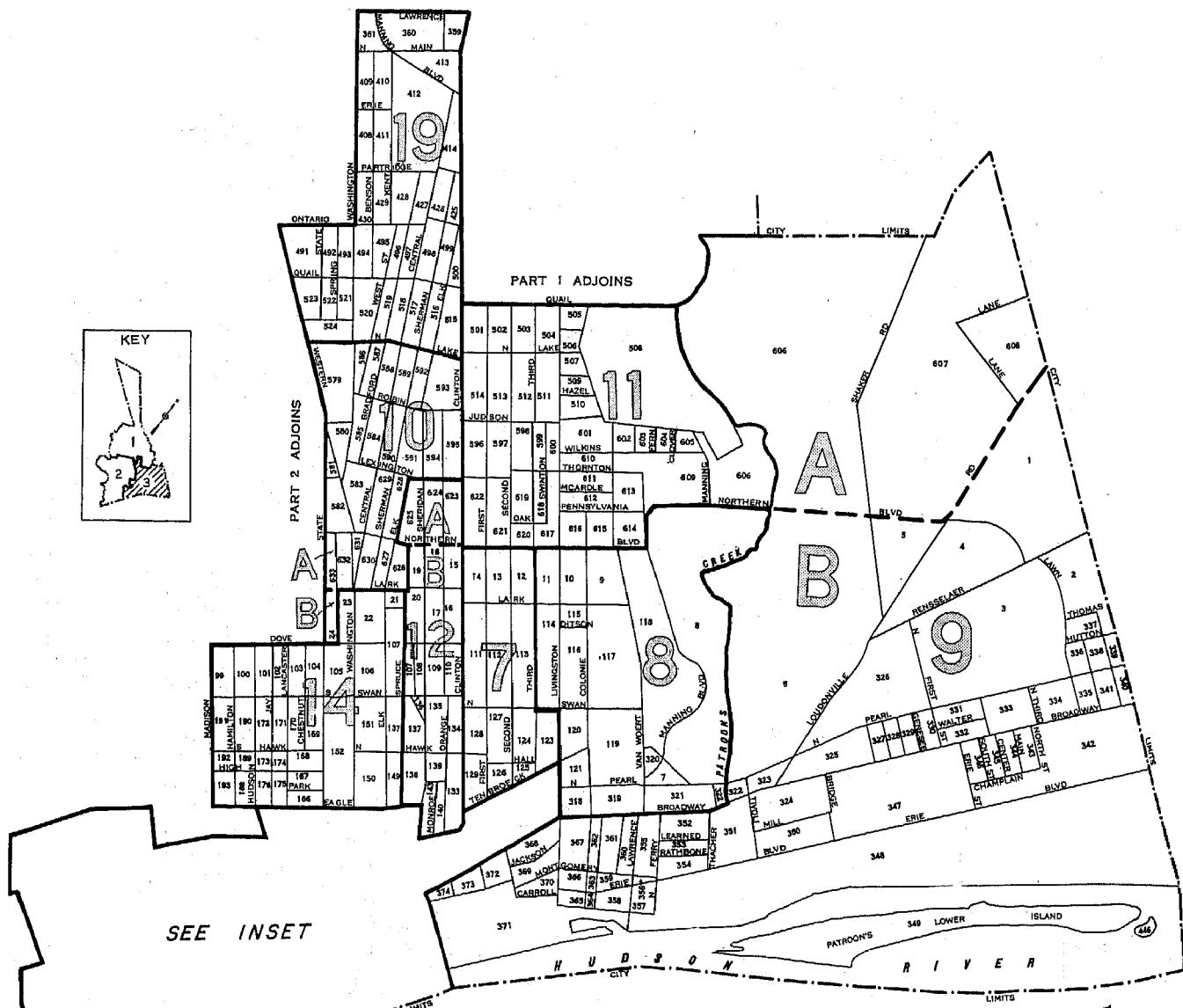
SCALE IN FEET  
 0 1000 2000

LEGEND

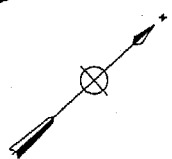
- BLOCK NUMBERS
- WARD NUMBERS
- WARD BOUNDARIES
- BLOCK AREA LETTERS
- BLOCK AREA BOUNDARIES

U.S. DEPARTMENT OF COMMERCE, BUREAU OF THE CENSUS

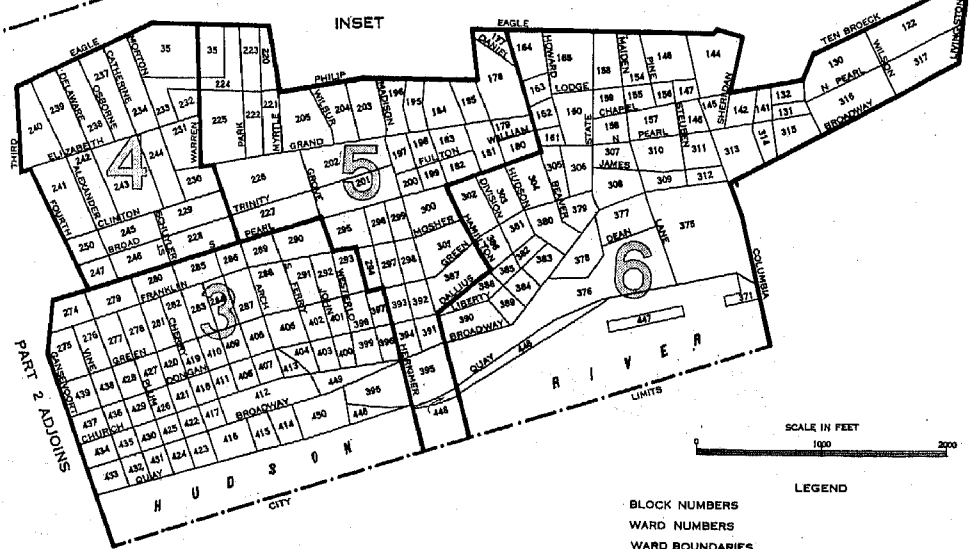
25  
 2  
 A



SEE INSET




INSET SCALE



- LEGEND
- BLOCK NUMBERS
  - WARD NUMBERS
  - WARD BOUNDARIES
  - BLOCK AREA LETTERS
  - BLOCK AREA BOUNDARIES
  - U.S. DEPARTMENT OF COMMERCE, BUREAU OF THE CENSUS

# 1950 UNITED STATES CENSUS OF HOUSING

U.S. DEPARTMENT OF COMMERCE • BUREAU OF THE CENSUS



**ALHAMBRA, CALIF.** ◦ **BLOCK  
STATISTICS**



## U. S. CENSUS OF HOUSING: 1950

### Volume

- I General Characteristics
- II Nonfarm Housing Characteristics
- III Farm Housing Characteristics
- IV Residential Financing
- V Block Statistics

Housing statistics for census tracts are to be included in the Population reports on census tracts.

## U. S. CENSUS OF POPULATION: 1950

### Volume

- I Number of Inhabitants
- II Characteristics of the Population

Succeeding volumes will cover the following subjects:

Census Tracts, Nativity and Parentage, Nonwhite Population by Race, Persons of Spanish Surname, Institutional Population, Differential Fertility, Labor Force Characteristics, Occupation, Industry, Income, Internal Migration, Education, Characteristics of Families and Households.

**UNITED STATES CENSUS of HOUSING : 1950**  
U. S. DEPARTMENT OF COMMERCE      BUREAU OF THE CENSUS  
CHARLES SAWYER, Secretary      ROY V. PEEL, Director



**BLOCK STATISTICS**

**ALHAMBRA**  
**CALIFORNIA**


*Prepared under the supervision of*  
Howard G. Brunsman, Chief  
*Population and Housing Division*

1950 HOUSING CENSUS REPORT

VOLUME V, PART 4

UNITED STATES GOVERNMENT PRINTING OFFICE 1951

**BLOCKS • CENSUS TRACTS**





## BUREAU OF THE CENSUS

ROY V. PEEL, *Director*

A. ROSS ECKLER, *Deputy Director*  
HOWARD C. GRIEVES, *Assistant Director*  
CONRAD TAEUBER, *Assistant Director*  
MORRIS H. HANSEN, *Assistant Director for Statistical Standards*  
ROBERT Y. PHILLIPS, *Assistant Director for Operations*  
CALVERT L. DEDRICK, *Coordinator, International Statistics*  
FRANK R. WILSON, *Information Assistant to the Director*

### Population and Housing Division—

HOWARD G. BRUNSMAN, *Chief*  
WAYNE F. DAUGHERTY, *Assistant Chief for Housing*  
ROBERT B. VOIGHT, *Assistant Chief for Operations*  
HENRY S. SHRYOCK, JR., *Assistant Chief for Population*  
EDWIN D. GOLDFIELD, *Program Coordinator*  
  
Quality and Equipment Statistics—Robert C. Hamer, *Chief*  
Inventory Statistics—Carl A. S. Coan, *Chief*  
Developmental Programs—J. Hugh Rose, *Chief*  
Residential Financing—Junia H. Honnold, *Chief*  
Territories and Possessions—Joel Williams, *Chief*  
Statistical Sampling—Joseph Steinberg, *Chief*  
Statistical Procedure—Morton A. Meyer, *Chief*  
Processing Operations—Milton D. Lieberman, *Chief*

Administrative Service Division—WALTER L. KEHRES, *Chief*  
Agriculture Division—RAY HURLEY, *Chief*  
Budget Officer—CHARLES H. ALEXANDER  
Business Division—HARVEY KAILIN, *Acting Chief*  
Field Division—LOWELL T. GALT, *Chief*  
Foreign Trade Division—J. EDWARD ELY, *Chief*  
Geography Division—CLARENCE E. BATSCHLET, *Chief*  
Governments Division—ALLEN D. MANVEL, *Chief*  
Industry Division—MAXWELL R. CONKLIN, *Chief*  
Machine Tabulation Division—C. F. VAN AKEN, *Chief*  
Personnel Division—HELEN D. ALMON, *Chief*

### SUGGESTED IDENTIFICATION

U. S. Bureau of the Census. *U. S. Census of Housing: 1950. Vol. V, Block Statistics, Part 4.*  
U. S. Government Printing Office, Washington, D. C., 1952.

For sale by the Superintendent of Documents, U. S. Government Printing Office, Washington 25, D. C.,  
or any of the Field Offices of the Department of Commerce - Price 15 cents

## PREFACE

This report presents statistics on characteristics of dwelling units by blocks for the city. The tabulations are based on data from the 1950 Census of Housing, taken as of April 1, 1950. Authorization for the 1950 Census of Housing as part of the Seventeenth Decennial Census was provided by the Housing Act of 1949, approved July 15, 1949.

The major portion of the information compiled from the 1950 Census of Housing appears in Volume I, *General Characteristics*; Volume II, *Nonfarm Housing Characteristics*; Volume III, *Farm Housing Characteristics*; Volume IV, *Residential Financing*; and Volume V, *Block Statistics*. Volume V consists of separate reports, issued as bulletins for each of the 209 cities which in 1940 or in a subsequent census had a population of 50,000 or more. These reports will not be bound into a single publication.

The subjects covered in both the 1950 and 1940 reports on characteristics of dwelling units by blocks are substantially similar.

This report was prepared under the direction of Howard G. Brunsman, Chief, Population and Housing Division, and Wayne F. Daugherty, Assistant Chief for Housing. Robert C. Hamer, Chief, Quality and Equipment Statistics Section, was in charge of coordinating the content and the format of the report with assistance from Carl A. S. Coan, Chief, Inventory Statistics Section; Floyd D. McNaughton, Chief, Equipment and Facilities Unit; Beulah Washabaugh, Chief, Tenure and Vacancy Unit; and Walter A. Hines. The compilation of the statistics was under the supervision of Robert B. Voight, Assistant Chief for Operations.

The collection of the information on which these statistics are based was under the supervision of Lowell T. Galt, Chief, Field Division. The geographic work, including the assignment of all block numbers and the preparation of maps, was under the supervision of Clarence E. Batschelet, Chief, Geography Division. The data were tabulated under the supervision of C. F. Van Aken, Chief, Machine Tabulation Division.

December 1951

# ALHAMBRA, CALIF.

## CONTENTS

### INTRODUCTION

	Page		Page
General.....	1	Definitions and explanations—Continued	
Related reports.....	1	Condition and plumbing facilities.....	2
Census tracts.....	1	Persons per room.....	2
Use of data.....	1	Color of occupants.....	2
Comparability with 1940 Housing Census data.....	1	Contract monthly rent.....	2
Definitions and explanations.....	1	Value of one-dwelling-unit structures.....	2
Dwelling unit.....	1	Number reporting.....	2
Occupancy and tenure.....	2	Block identification.....	2

### TABLES

	Page
Table 1.—Characteristics of housing for the city: 1950.....	3
Table 2.—Characteristics of housing by census tracts: 1950.....	3
Table 3.—Characteristics of housing for census tracts, by blocks: 1950.....	4

Map of city, by blocks, appears following last page of tables.

# BLOCK STATISTICS

## INTRODUCTION

### GENERAL

Volume V of the Reports on Housing consists of a separate report for each of the 209 cities which in 1940, or in a subsequent census prior to 1950, had a population of 50,000 or more. Each report presents for the city, by blocks, tabulations for a limited number of subjects obtained in the Census of Housing. The subjects in these reports are similar to those in the block statistics supplements to Volume I of the reports of the 1940 Census of Housing. The subjects in this report present the number of dwelling units classified by occupancy and tenure, condition and plumbing facilities, persons per room, color of occupants, average contract monthly rent of renter-occupied and selected vacant units, and the average value of one-dwelling-unit owner-occupied and selected vacant structures. In table 1, the statistics for these subjects are summarized for the city. Table 2 contains the statistics for census tracts. In table 3, the data are presented by blocks within census tracts. Maps identifying the location of each block and the census tract boundaries are a part of this report.

**Related reports.**—Related statistics for this city are contained in the Reports on Housing, Volume I, *General Characteristics*; and in the Reports on Population, Volume I, *Number of Inhabitants*, and Volume II, *Characteristics of the Population*.

The Reports on Housing for each State in Volume I present data on the characteristics of dwelling units for the State by residence (urban, rural nonfarm, and rural farm), for standard metropolitan areas, urbanized areas, counties, for urban places, places of 1,000 to 2,500 inhabitants, and rural-nonfarm and rural-farm dwelling units for each county. Each report includes the following subjects: occupancy, tenure, race of occupants, type of structure, year built, condition and plumbing facilities, water supply, toilet and bathing facilities, number of rooms, number of persons, persons per room, electric lighting, heating equipment, heating and cooking fuels, refrigeration equipment, kitchen sink, radio, television, and, for nonfarm units, the contract monthly rent, gross monthly rent, and value of one-dwelling-unit structures.

Volume I of the Reports on Population shows the 1950 population of each county and of each minor civil division within the county. It also contains figures for each incorporated place, for each unincorporated place with 1,000 or more inhabitants, and for incorporated places of 5,000 or more by wards. A special series of tables presents data for each urbanized area giving the incorporated places and portions of minor civil divisions within it.

Volume II of the 1950 Population Reports contains statistics on the general characteristics of the population. Chapter A of this volume repeats the figures on number of inhabitants as shown in Volume I; Chapter B presents demographic, economic, and social characteristics of the population; and Chapter C gives more detailed cross-classifications for States and large cities and standard metropolitan areas.

**Census tracts.**—Census tracts are small areas into which certain large cities have been subdivided for statistical and local administrative purposes. In most cases the tracts are permanently established, so that comparison may be made from census to census. The boundaries of tracts are established so as to include approximately equal numbers of inhabitants or equal areas; and each tract is designed to represent an area that is fairly

homogeneous in population characteristics. Although the tracted areas of some cities extend into the suburbs, the data shown in this report are restricted to the tracts within the corporate limits of the city.

**Use of data.**—The tabulation of housing characteristics for areas as small as city blocks provides descriptive material of considerable value for technical studies of housing in the city. The statistics will be useful in compiling totals for special types of areas that may be defined to meet the requirements of individual investigators. Users of the data should bear in mind that in practically all cases the data for a given block represent the work of only one enumerator. Consequently, housing characteristics for blocks are subject to a wider margin of error than is to be expected in the figures for tracts or wards which represent returns made by a number of enumerators. Misinterpretation of instructions by one enumerator may cause a significant bias in the statistics for a block even though it may have a negligible effect upon the figures for larger areas. In particular, the enumeration of "condition" depended to a considerable extent upon the judgment of the individual enumerator. Also, failure to indicate the correct block number for a significant number of dwelling units may introduce errors into the block data.

**Comparability with 1940 Housing Census data.**—In the 1940 Census of Housing, reports entitled "Block Statistics" were issued as supplements to the first series of Housing bulletins. These supplements consisted of separate reports for each of the 191 cities which had 50,000 inhabitants or more in 1930.

In the 1950 reports, the block numbers used are different, in most cases, from those used in the 1940 reports. Therefore, to compare 1940 and 1950 data for a given block, it is necessary to locate the block on the maps to obtain the corresponding 1940 and 1950 block numbers.

The subjects in both the 1940 and 1950 reports are substantially similar. However, data on number of structures, year built, and mortgage status have been omitted from the 1950 report. Furthermore, in the 1940 reports average contract or estimated monthly rent was reported for all dwelling units while in 1950 average contract monthly rent is reported for some, and average value for other, dwelling units.

### DEFINITIONS AND EXPLANATIONS

More detailed and complete definitions are presented in Volume I of the Housing Reports.

**Dwelling unit.**—In general, a dwelling unit is a group of rooms or a single room, occupied or intended for occupancy as separate living quarters, by a family or other group of persons living together or by a person living alone.

A group of rooms, occupied or intended for occupancy as separate living quarters, is a dwelling unit if it has separate cooking equipment or a separate entrance. A single room, occupied or intended for occupancy as separate living quarters, is a dwelling unit if it has separate cooking equipment or if it constitutes the only living quarters in the structure. Also, each apartment in a regular apartment house is a dwelling unit even though it may not have separate cooking equipment. Excluded from the dwelling unit count are large rooming houses, institutions, dormitories, and transient hotels and tourists courts.

In the 1940 Census, a dwelling unit was defined as the living quarters occupied or intended for occupancy by one household.

A household consisted of a family or other group of persons living together with common housekeeping arrangements, or a person living entirely alone. However, the enumerator was not explicitly instructed to define rooms as dwelling units on the basis of cooking equipment or separate entrance.

The number of dwelling units in the 1950 Census may be regarded as comparable with the number of dwelling units in the 1940 Census. Some living quarters may have been classified as separate dwelling units in the one census and not in the other. Further, in the 1950 Census, living quarters with five or more lodgers were not tabulated as dwelling units; generally, such quarters were included in the 1940 dwelling unit count. However, the net effect of these changes is probably small.

**Occupancy and tenure.**—Dwelling units are classified by occupancy and tenure into four groups: owner-occupied; renter-occupied; vacant nonseasonal not dilapidated, for rent or sale; and other vacant and nonresident. A dwelling unit is classified as owner-occupied if it was owned wholly or in part by the head of the household or by some related member of his family living in the dwelling unit. All other occupied units are classified as renter-occupied whether or not cash rent was actually paid for living quarters. Rent-free units and living accommodations received in payment for services performed are thus included with the renter-occupied units.

A dwelling unit is considered vacant if no persons are living in it at the time of enumeration. New units not yet occupied were enumerated as vacant dwelling units if construction had proceeded to the extent that all the exterior windows and doors were installed and final usable floors were in place. The classification "Vacant nonseasonal not dilapidated, for rent or sale" is descriptive of the vacant dwelling units reported in this classification. "Other vacant and nonresident" units include all dilapidated and seasonal vacant units as well as the not dilapidated units which were not for rent or sale.

Because of changes in enumeration procedures, the counts of total vacant units in 1940 and 1950 are not strictly comparable. In 1940, vacant units were enumerated if they were habitable; units uninhabitable and beyond repair were excluded from the enumeration. In 1950, units were included regardless of condition if they were intended for occupancy as living quarters. Therefore, no comparison should be made between the data on "vacant nonseasonal not dilapidated, for rent or sale" units from the 1950 Census and data in the 1940 Census reports.

In both censuses, dwelling units occupied entirely by non-residents were included with vacant units not for rent or sale. Trailers, tents, houseboats, and railroad cars which were vacant were excluded from the dwelling unit inventory in both 1950 and 1940.

**Condition and plumbing facilities.**—Data on condition of a dwelling unit are shown in combination with data for selected plumbing facilities and are, therefore, limited to units for which both condition and plumbing facilities are reported. Plumbing facilities include water supply, toilet facilities, and bathing facilities.

The category "with private bath" includes those dwelling units reported with both a flush toilet and a bathtub or shower inside the structure for the exclusive use of the occupants of the unit. The category "no private bath" includes those dwelling units not having private flush toilet or not having private bathing facilities. The "no running water" category includes units with only piped running water outside the structure or with only other sources such as a hand pump.

A dwelling unit is "dilapidated" when it is run-down or neglected, or is of inadequate original construction, so that it does not provide adequate shelter or protection against the elements or it endangers the safety of the occupants.

**Persons per room.**—The number of persons per room has been computed for each occupied dwelling unit by dividing the number

of persons in the dwelling unit by the number of rooms in the dwelling unit. All persons enumerated in the Population Census as members of the household (including lodgers, servants, and other nonrelated persons) are counted in determining the number of persons that occupy the dwelling unit. The number of rooms in the dwelling unit includes all rooms available for living quarters throughout the year. Not counted as rooms are bathrooms, closets, pantries, halls, screened porches, and unfinished rooms in the basement and attic.

**Color of occupants.**—Occupied dwelling units are classified by color of head of household according to the definition used in the 1950 Census of Population. The group designated as "non-white" consists of Negroes, Indians, Japanese, Chinese, and other nonwhite races. Persons who are not definitely Indian or of other nonwhite race are classified as white.

**Contract monthly rent.**—Contract monthly rent is the rent, at the time of enumeration, contracted for by the renter regardless of whether it includes furniture, heating fuel, electricity, cooking fuel, water, or personal services.

Monthly rent for vacant dwelling units is the amount asked for the dwelling unit at the time of enumeration. The average monthly rent relates to renter-occupied dwelling units and vacant nonseasonal not dilapidated units for rent. Dwelling units which are occupied "rent-free" are not included with the units reporting rent.

**Value of one-dwelling-unit structures.**—Average value is shown for owner-occupied dwelling units and vacant nonseasonal not dilapidated units which are for sale only. Value is shown only if the unit is in a one-dwelling-unit structure without business and if it is the only dwelling unit included in the property. The value represents the amount for which the owner estimates that the property, including such land as belongs with it, would sell under ordinary conditions and not at a forced sale. For vacant units, value is the sale price asked by the owner.

**Number reporting.**—Occupancy and tenure are reported for all dwelling units, and color of occupants is reported for all occupied units. The corresponding distributions for these subjects in table 1 are based on all dwelling units and on occupied units, respectively. For all other subjects, the distributions are based on the units for which the specific characteristics are reported, that is, the "Number reporting."

The number of dwelling units for which the enumerator obtained no report on a particular item is shown for the city totals only; however, the number "not reported" can easily be derived for each area in tables 2 and 3 by subtracting the number reporting from the total number of dwelling units (or total occupied).

**Block identification.**—A map or series of maps is included in this report showing block numbers for each block, number and letter designations for tracts, and the names of principal streets.

Blocks are identified by serial numbers, a separate series of numbers being used for each tract. Thus, the location of each block for which data are presented in table 3 may be determined by referring to the tract and block number shown on the map. Similarly, data for a specific block may be located in the table by reference to the map for identification numbers of the tract and block.

If no dwelling units are reported for a block, the block number is not listed in table 3, although it is shown on the map. Dwelling units for which the block number was not reported are indicated in the table by the symbol "NR." Detailed data are not shown for such dwelling units, nor for blocks containing fewer than three dwelling units. Average monthly rent is not shown when the monthly rent was reported for fewer than three dwelling units. Average value is not shown when the value of one-dwelling-unit properties was reported for fewer than three dwelling units. All dwelling units are included, however, in the statistics for the city and for each tract.

Table 1.—CHARACTERISTICS OF HOUSING FOR THE CITY: 1950

Subject	Number	Percent	Subject	Number	Percent
<b>OCCUPANCY AND TENURE</b>			<b>PERSONS PER ROOM</b>		
All dwelling units.....	18,402	100.0	Occupied dwelling units.....	17,734	...
Owner occupied.....	11,451	62.2	Number reporting.....	17,549	100.0
Renter occupied.....	6,283	34.1	1.50 or less.....	17,437	99.4
Vacant nonseasonal not dilapidated, for rent or sale.....	412	2.2	1.51 or more.....	112	0.6
Other vacant and nonresident.....	256	1.4	Not reported.....	185	...
<b>CONDITION AND PLUMBING FACILITIES</b>			<b>CONTRACT MONTHLY RENT</b>		
All dwelling units.....	18,402	...	Renter-occupied, and vacant nonseasonal not dilapidated units, for rent—Number reporting.....	6,137	...
Number reporting.....	18,077	100.0	Total contract monthly rent..... dollars..	319,267	...
With private bath, not dilapidated.....	17,629	97.5	Average monthly rent..... dollars..	52.02	...
No private bath, with running water, not dilapidated.....	218	1.2	<b>VALUE OF ONE-DWELLING-UNIT STRUCTURES</b>		
No running water or dilapidated.....	230	1.3	Owner-occupied, <sup>1</sup> and vacant nonseasonal not dilapidated units, for sale only—Number reporting.....	9,468	...
Condition or plumbing facilities not reported.....	325	...	Total value or sale price..... dollars..	109,344,100	...
No private bath or dilapidated.....	448	2.5	Average value..... dollars..	11,549	...
<b>COLOR OF OCCUPANTS</b>					
Occupied dwelling units.....	17,734	100.0			
White.....	17,681	99.7			
Nonwhite.....	53	0.3			

<sup>1</sup>Restricted to 1-dwelling-unit properties.

Table 2.—CHARACTERISTICS OF HOUSING BY CENSUS TRACTS: 1950

Census tract	All dwelling units by occupancy and tenure					All dwelling units by condition and plumbing facilities			Occupied dwelling units			Contract monthly rent <sup>1</sup>		Value <sup>2</sup> of one-dwelling-unit structures		
	Total	Owner occupied	Renter occupied	Vacant nonseasonal not dilap., for rent or sale	Other vacant and nonresident	Number reporting	No private bath or dilap.	No running water or dilap.	Persons per room		Occupied by non-white	Number reporting	Average monthly rent (dollars)	Number reporting	Average value (dollars)	
									Total	Number reporting						1.51 or more
<b>TOTAL</b>	<b>18 402</b>	<b>11 451</b>	<b>6 283</b>	<b>4 12</b>	<b>2 56</b>	<b>18 077</b>	<b>4 48</b>	<b>2 30</b>	<b>17 734</b>	<b>17 549</b>	<b>1 12</b>	<b>53</b>	<b>6 137</b>	<b>52.02</b>	<b>9 468</b>	<b>115.49</b>
469C	11 49	9 93	1 43	12	1	11 44	7	7	11 36	11 35	9	1	1 48	43.12	985	126.15
476A	13 47	8 69	4 24	31	23	13 36	14	6	12 93	12 83	8	3	4 12	55.25	717	135.86
476B	2 45	2 34	1 15	78	32	2 37	105	43	2 34	2 32	11	3	1 095	49.17	898	114.11
477A	3 34	1 20	1 23	59	30	3 26	59	28	3 25	3 21	1	3	1 211	52.83	1 605	101.93
477B	2 12	1 16	4 01	52	34	2 10	43	34	2 03	2 01	1	6	4 011	57.63	1 505	123.69
478	2 19	1 14	9 71	56	28	2 16	57	26	2 14	2 09	1	2	9 65	50.17	827	93.15
479	2 08	1 06	9 25	44	48	2 04	90	30	1 94	1 93	2	7	8 76	48.95	827	102.00
480	3 19	2 02	1 05	75	34	3 15	70	55	3 08	3 05	1	6	1 020	56.09	1 620	116.05
484D	4 96	4 53	1 2	5	26	4 95	3	1	4 65	4 63			9	73.66	451	122.73

<sup>1</sup>For renter-occupied dwelling units and vacant nonseasonal not dilapidated units, for rent.  
<sup>2</sup>For owner-occupied dwelling units and vacant nonseasonal not dilapidated units, for sale only.



HOUSING—BLOCK STATISTICS

Table 3.—CHARACTERISTICS OF HOUSING FOR CENSUS TRACTS, BY BLOCKS: 1950

[Detailed statistics not shown for blocks containing fewer than 3 dwelling units, nor for dwelling units not allocated by blocks (designated by NR)]

Census tract	Block	All dwelling units by occupancy and tenure					All dwelling units by condition and plumbing facilities			Occupied dwelling units			Contract monthly rent <sup>1</sup>		Value <sup>2</sup> of one-dwelling-unit structures	
		Total	Owner occupied	Renter occupied	Vacant non-seasonal not dilap., for rent or sale	Other vacant and non-resident	Number reporting	No private bath or dilap.	No running water or dilap.	Total	Persons per room		Number reporting	Average monthly rent (dollars)	Number reporting	Average value (dollars)
											Number reporting	1.51 or more				
469C	1	107	6	95	6	107			101	100	6	100	2455	6	9166	
	2	32	22	8	2	32			30	30	1	10	5230	19	9947	
	3	19	18	1		19			19	19	1	1		18	13033	
	4	25	22	3		25			25	25		3	10666	22	12854	
	5	44	43	1		44			44	44		1		43	12672	
	6	95	92	2	1	95			94	94		2		92	12966	
	7	50	47	2	1	50		5	49	49		2		48	12747	
	8	42	40	2		42		6	41	41		1		40	12617	
	9	46	45	1		46			46	46		2		46	12773	
	10	47	45	2		47			47	47		2		43	12683	
	11	39	37	2		39			39	39		2		37	12651	
	13	36	35	1		36			36	36		1		35	13022	
	14	15	15			13			15	15				15	11646	
	15	30	30			30			30	30				30	12320	
	16	30	30			29			30	30				29	12724	
	17	28	28			28			28	28				28	12892	
	18	29	28	1		29			29	29		1		28	12900	
	19	22	21	1		22			22	22		1		22	13023	
	20	26	23	3		26			26	26		3	9833	23	12826	
	21	25	24		1	25			24	24				24	12875	
	22	24	23	1		24			24	24		1		23	12482	
	23	25	22	3		25			25	25		3	9000	22	12590	
	24	24	24			24			24	24				24	12762	
	25	26	20	6		26			26	26		5	9600	24	13566	
	26	23	22	1		23			23	23	1	1		22	12613	
	27	24	22	2		24			24	24		2		22	12863	
	28	16	16			14			16	16				16	12687	
	29	20	20			20			20	20				20	12325	
	30	20	18	2		20			20	20		2		17	12670	
	31	19	19			19			19	19				19	12505	
	32	19	18	1		19			19	19		1		18	12438	
	33	19	19			19			19	19				19	12394	
	34	19	19			19			19	19	1	1		19	11705	
	35	19	18	1		19			19	19				17	12676	
	36	20	19	1		20			20	20		1		19	12552	
	37	44	41	2	1	44			43	43		1		42	12278	
	38	1														
	476A	1	42	38	1		42	1	1	39	37		1		34	18552
2		21	21			21			21	21				20	16875	
3		21	19	2		21			21	21		1		17	20000	
4		19	18	1		18			19	19				17	18323	
5		11	10	1		11			11	11				9	22500	
6		23	22	1		23			22	22				22	18181	
7		23	21	1		22			22	21		1		20	17500	
8		6	6			6			6	6				6	19833	
9		16	15	1		16			16	16				15	18666	
10		18	18			18			18	18				17	17764	
11		68	42	22	1	3	67	2	1	64	64	1	1	17	15575	
12		20	16	2	1	3	45			42	41			29	7227	
13		30	34	1		3	53			48	47	1		15	4953	
14		19	14	3		1	68	1		68	66	1		37	4816	
15		19	18	1		1	17			13	13			8	7775	
17		44	33	5	4	4	4			4	4			2		
18		63	43	1		1	62			61	61	1		43	5404	
19		44	19	1		1	43			39	39	1		21	5261	
20		17	13	4		1	17		1	17	17	1		4	4625	
21		23	18	4		2	22			22	22			4	3500	
22		67	53	13	1	2	67	1	1	66	66		10	5170	52	11192
23		82	64	15	1	1	81			79	79		16	5300	53	10198
24		82	43	9		1	94			93	93	1		42	4876	
25		114	64	46	3	4	114			110	110		46	6593	46	9869
26		54	29	18	1	4	53			47	47		18	4455	15	12300
27		54	42	10		1	54			52	52		8	5750	41	11170
28		63	33	7		1	63	4	1	62	62	1	27	4922	29	8672
29		14	11	2		1	14			13	13		6	6933	4	9125
30		54	18	3		2	53			52	51	1	35	5022	10	15050
32		23	12	1		2	23			23	23		9	4200	8	6375
33		26	13	1		2	26			24	24		10	6000	9	7666
34		14	14			2	14		2	14	14			14	17071	
35		13	12	1		1	13			13	13			12	19333	
36		23	21	1		1	23			22	21		1	12	18925	
37		24	22	2		1	23			24	24			22	18000	
38		25	24	1		2	25			25	25		1	23	18043	
476B		1	49	40	6		49			46	46		1		33	16590
		2	11	11			11			11	11				10	17700
	3	19	18	1		19			19	19		1		12	14791	
	4	32	30	2		32			32	32		1		28	14142	
	5	22	14	7		22			21	21		6	5033	12	10600	
	6	1				1			1	1				1		
	7	12	9	3		12			12	12		3	5700	3	10500	
	8	16	15	1		16			16	16		1		15	12686	
	9	32	29	3		32			32	32		3	5500	25	13740	
	10	21	18	2	1	21			20	19		2		18	19822	

<sup>1</sup>For renter - occupied dwelling units and vacant nonseasonal not dilapidated units, for rent.  
<sup>2</sup>For owner - occupied dwelling units and vacant nonseasonal not dilapidated units, for sale only.

Table 3.—CHARACTERISTICS OF HOUSING FOR CENSUS TRACTS, BY BLOCKS: 1950—Con.

Census tract	Block	All dwelling units by occupancy and tenure					All dwelling units by condition and plumbing facilities			Occupied dwelling units			Contract monthly rent <sup>1</sup>		Value <sup>2</sup> of one-dwelling-unit structures		
		Total	Owner occupied	Renter occupied	Vacant non-seasonal not dilap., for rent or sale	Other vacant and non-resident	Number reporting	No private bath or dilap.	No running water or dilap.	Total	Persons per room		Occupied by non-white	Number reporting	Average monthly rent (dollars)	Number reporting	Average value (dollars)
											Number reporting	1.51 or more					
4768	11	36	36						36	35							
	12	33	31	5					36	36							
	14	33	18	19					37	37		1	18	7	5	34	16,514
	15	29	20	7	2				27	27			9	4	6	14	15,566
	16	31	18	12		1			28	28	1		12	4	3	15	7,457
	17	33	16	14		2			30	30			14	4	6	15	8,300
	18	34	16	16		2			30	28			17	4	6	12	8,891
	19	28	12	16		2			28	28			15	4	6	8	9,125
	20	28	14	17					29	29			15	5	3	10	5,507
	21	60	8	35	17				59	42	16	1	49	5	3	8	11,437
	22	22	10	11		1			22	21			10	4	2	7	10,642
	23	33	16	6	1				33	22	2		6	4	6	13	10,133
	24	33	20	9	2				31	29	2		10	6	1	15	11,133
	25	33	17	16					32	33	4		16	4	5	10	8,150
	26	44	15	30		1			45	45	6		27	6	0	10	7,750
	27	44	14	33	3	2			47	47	11		35	5	1	9	14,777
	28	44	17	17	1	1			41	33	4		17	3	3	11	7,772
	29	44	23	35					41	41	3		35	5	3	1	
	30	55	34	35					60	60	1		34	4	9	18	10,055
	31	60	34	20					52	54	1	1	17	4	6	24	9,375
	32	44	17	26	1				43	43			25	4	5	12	7,391
	33	110	67	41	1	1		108	108	108	1		37	4	1	45	7,960
	34	43	22	10					33	33	2		1	1		2	
	35	43	26	20	1				46	45	1		19	3	7	19	8,068
	36	62	35	24	1				61	61	1		23	4	1	29	7,889
	37	66	35	10	1	1			45	45	2		8	5	3	30	9,143
	38	66	30	34	1				66	64	2	2	35	4	2	20	11,753
	39	66	55	4					66	66			4	4	0	2	
	40	14	8	8	1				13	12	1		9	6	4	2	
	41	43	14	26	1	2			37	33	1	1	21	3	6	6	8,500
	42	13	9	4					12	13	2		4	4	0	8	7,750
	43	90	25	61	4				79	80	1	1	58	4	5	17	8,941
	44	32	18	13		1			33	34			11	4	1	10	9,150
	45	7	3	4					7	7			4	5	2	2	
	46	60	22	33	1				58	58	5	2	34	4	3	13	9,269
	47	59	22	30	4				57	55	2		32	4	2	9	9,333
	48	37	16	19		2			37	35	1	1	18	4	1	10	9,890
	49	74	15	52	4	3			72	67	1	1	54	4	1	1	11,000
	50	67	6	43					62	49			40	4	0	5	9,500
	51	23	10	13	15	3			21	23	8	4	12	4	3	6	22,666
	52	19	7	10		2			15	17	4		9	3	6	3	10,333
	53	46	13	32	1				41	45	10		31	4	1	6	10,333
	54	21	9	12					20	21			12	5	0	6	9,000
	55	17	9	8					17	17			8	4	0	5	9,100
	56	6	6						6	6			6	6		6	15,500
	57	45	16	29					44	45	1	1	28	5	1	12	16,333
	58	19	15	4					18	19			4	8	3	11	16,090
59	6	5	1					6	6			1	1		4	15,625	
60	18	14	4					18	17			4	4		14	11,607	
61	13	8	5					13	13			4	4		8	12,937	
62	28	16	12					28	28			12	6	4	10	13,050	
63	41	22	19					41	41	1		19	5	2	18	14,166	
64	50	12	37	1				50	49	1	1	38	3	7	7	11,142	
65	13	8	5					13	13			4	6		6	14,083	
66	79	42	35	2				79	77	2	2	36	4	5	34	10,908	
67	65	42	21		2			64	63	2		21	4	1	30	9,750	
68	62	44	15	1				62	59			12	5	3	36	9,305	
69	7	5	2		2			7	7			2	2		5	13,100	
70	72	12	8	1				21	20			7	7		10	9,200	
477A	1	31	24	7				31	31	1	1	7	5	1	22	12,886	
	3	50	32	18				50	50			15	3	2	23	11,869	
	4	29	27	2				28	29			1	1		26	12,576	
	5	29	29					29	29						28	14,250	
	6	14	14					14	14			1			14	14,535	
	7	19	8	11				19	19	1	1	2	10	4	4	6,500	
	8	107	33	72	1	1		98	105	100	5		70	6	3	15	9,580
	9	53	24	29				46	53	52			28	6	1	16	9,906
	10	35	17	17	1			34	34	31			17	5	8	11	8,409
	11	64	27	32		5		61	59	55			32	5	1	15	11,600
	12	52	29	22	1			52	51	51			22	6	4	19	11,605
	13	51	27	22	2			50	49	49			23	5	1	15	9,333
	14	55	13	40	2			53	53	53			40	4	6	6	9,666
	15	78	38	39	1			74	77	73			34	6	1	17	10,558
	16	76	28	46	2			76	74	72			47	5	1	15	10,900
	17	58	35	22	1			56	57	56			22	7	2	27	10,333
	18	23	9	13	1			22	22	22			14	4	3	2	
19	36	17	18		1		36	35	35			18	3	8	7	7,928	
20	46	31	14	1			46	45	45			15	4	8	24	8,500	
21	134	18	110	5	1		130	128	128	1		111	6	0	11	10,154	
22	60	18	40	2			58	58	58	2		41	3	1	11	9,727	
23	7	7					7	7	7			7	7		7	7,428	
24	19	10	8	1			19	18	18	2		6	3	1	9	9,111	
25	60	33	26	1			59	59	59			25	5	2	22	9,318	
26	49	33	16				49	49	49	1		16	7	2	25	10,720	
27	50	41	9				50	50	49			7	6	0	32	12,187	

<sup>1</sup>For renter - occupied dwelling units and vacant nonseasonal not dilapidated units, for rent.

<sup>2</sup>For owner - occupied dwelling units and vacant nonseasonal not dilapidated units, for sale only.









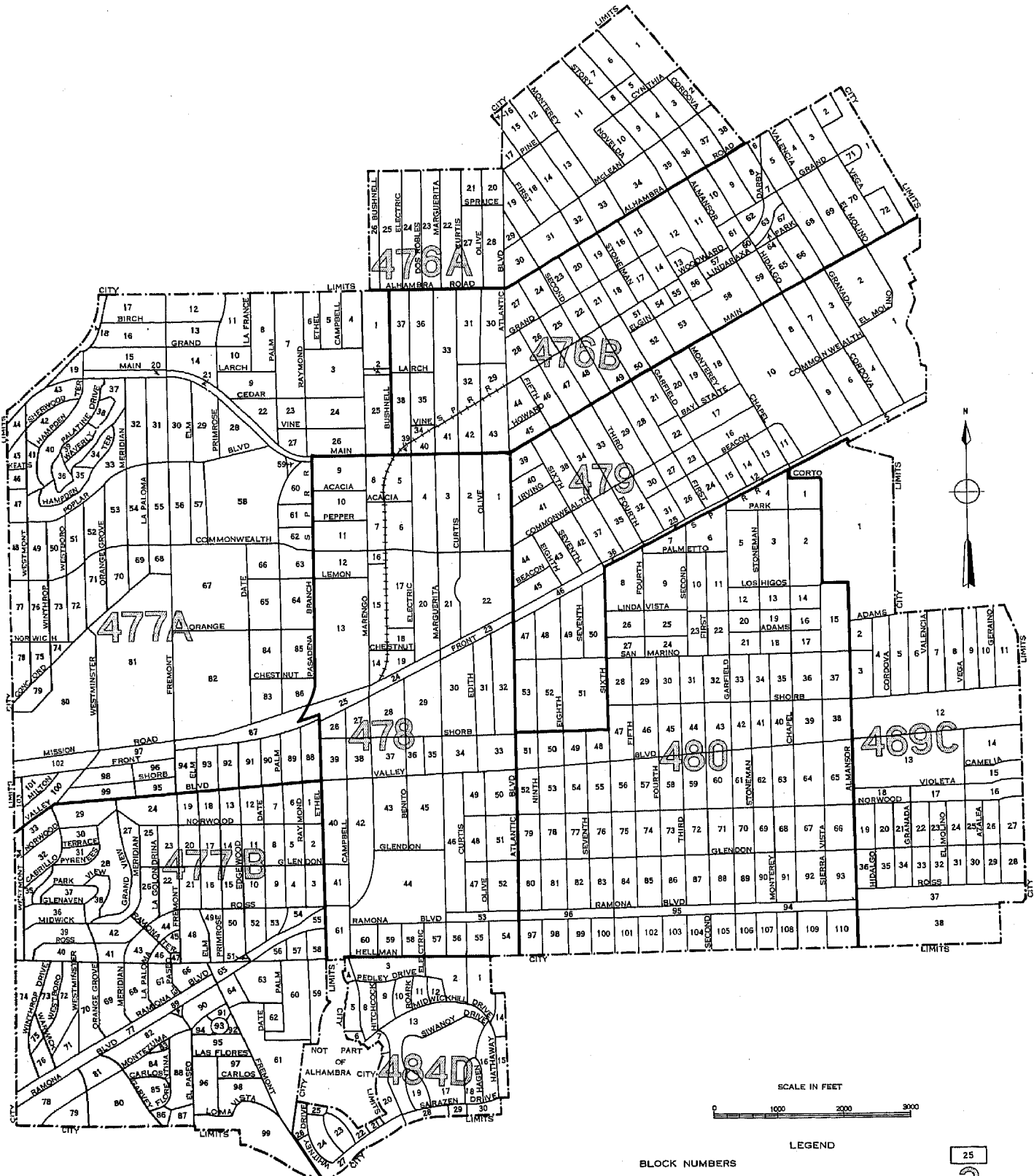
HOUSING—BLOCK STATISTICS

Table 3.—CHARACTERISTICS OF HOUSING FOR CENSUS TRACTS, BY BLOCKS: 1950—Con.

Census tract	Block	All dwelling units by occupancy and tenure					All dwelling units by condition and plumbing facilities			Occupied dwelling units			Contract monthly rent <sup>1</sup>		Value <sup>2</sup> of one-dwelling-unit structures		
		Total	Owner occupied	Renter occupied	Vacant non-seasonal not dilap., for rent or sale	Other vacant and non-resident	Number reporting	No private bath or dilap.	No running water or dilap.	Total	Persons per room		Occupied by non-white	Number reporting	Average monthly rent (dollars)	Number reporting	Average value (dollars)
											Number reporting	1.51 or more					
480	84	37	21	15	1				37							16	10,593
	85	39	23	15	1				39							18	8,394
	86	39	20	17	1				39							13	9,730
	87	42	26	17	1				42							14	8,821
	88	39	26	13					39							7	19,757
	89	108	110	30					108							10	1,080,000
	90	38	18	18					38							15	1,080,000
	91	31	22	10					31				1			19	1,121,000
	92	48	22	20					48							14	1,150,000
	93	34	25	8					34				1			21	1,159,955
	97	29	15	9					29					9		18	1,152,77
	98	10	5	4					10					4		5	1,174,0
	99	25	20	2					25					4		16	1,103,1
	100	22	12	7		3			19	1	1		1	6		9	9,500
	101	29	10	16		2			28	6	6			17		8	6,875
	102	28	20	7					27					7		17	7,864
	103	33	20	12		1			33	2	2			10		16	7,981
	104	30	14	15					30	2	9		1	11		9	7,188
	105	18	11	7					18	7	6		2	8		9	6,055
	106	14	4	8		2			14	3	1			7		3	1,083,3
107	20	18	2					20					2		16	1,184,3	
108	19	14	4			1		18					4		13	1,057,6	
109	23	23						23							23	1,147,8	
110	24	20	4					24					3		17	1,008,8	
484D	1	18	17	1				18								17	1,054,7
	2	46	39	5	1	1		46					1	65.00		38	10,718
	3	37	37					37					4			37	12,664
	4	4	4					4								4	13,750
	5	17	15	2				17					1			15	12,700
	7	4	4					4								4	13,025
	8	31	30	1				31	1	1				1		29	12,541
	9	22	22					21								20	12,275
	10	17	17					17								17	13,588
	11	15	15					15								15	1,192,0
	12	12	11				1	12								11	1,186,3
	13	51	44		1	1	5	51						1		45	12,686
	14	8	7					8								7	13,500
	15	17	17					17								17	12,252
	16	39	39					39								38	12,210
	17	70	67	2		1		70		2				1		67	12,679
	18	20	20					20								20	12,725
	19	15	13			2		15								15	12,100
	20	15	11				4	15								11	1,100,0
	21	2															
22	2																
23	4						4										
24	4						4										
27	3						3										
28	8						8										
29	6	7	6			1	6								7	12,214	
30	9	9					9								9	12,222	

<sup>1</sup>For renter - occupied dwelling units and vacant nonseasonal not dilapidated units, for rent.  
<sup>2</sup>For owner - occupied dwelling units and vacant nonseasonal not dilapidated units, for sale only.

# ALHAMBRA, CALIFORNIA, BY CENSUS TRACTS AND BLOCKS: 1950




LEGEND

- BLOCK NUMBERS
- TRACT NUMBERS
- TRACT BOUNDARIES
- U.S. DEPARTMENT OF COMMERCE, BUREAU OF THE CENSUS



# 1950 UNITED STATES CENSUS OF HOUSING

U. S. DEPARTMENT OF COMMERCE • BUREAU OF THE CENSUS



**ALLENTOWN, PA.**

**BLOCK  
STATISTICS**

## U. S. CENSUS OF HOUSING: 1950

### Volume

- I General Characteristics
- II Nonfarm Housing Characteristics
- III Farm Housing Characteristics
- IV Residential Financing
- V Block Statistics

Housing statistics for census tracts are to be included in the Population reports on census tracts.

## U. S. CENSUS OF POPULATION: 1950

### Volume

- I Number of Inhabitants
- II Characteristics of the Population

Succeeding volumes will cover the following subjects:

Census Tracts, Nativity and Parentage, Nonwhite Population by Race, Persons of Spanish Surname, Institutional Population, Differential Fertility, Labor Force Characteristics, Occupation, Industry, Income, Internal Migration, Education, Characteristics of Families and Households.

**UNITED STATES CENSUS of HOUSING : 1950**  
U. S. DEPARTMENT OF COMMERCE      BUREAU OF THE CENSUS  
CHARLES SAWYER, Secretary      ROY V. PEEL, Director



**BLOCK STATISTICS**


**ALLENTOWN  
PENNSYLVANIA**

*Prepared under the supervision of  
Howard G. Brunzman, Chief  
Population and Housing Division*

1950 HOUSING CENSUS REPORT  
VOLUME V, PART 5

UNITED STATES GOVERNMENT PRINTING OFFICE 1952

**BLOCKS • WARDS**





## BUREAU OF THE CENSUS

ROY V. PEEL, *Director*

A. ROSS ECKLER, *Deputy Director*  
HOWARD C. GRIEVES, *Assistant Director*  
CONRAD TAEUBER, *Assistant Director*  
MORRIS H. HANSEN, *Assistant Director for Statistical Standards*  
ROBERT Y. PHILLIPS, *Assistant Director for Operations*  
CALVERT L. DEDRICK, *Coordinator, International Statistics*  
FRANK R. WILSON, *Information Assistant to the Director*

### Population and Housing Division—

HOWARD G. BRUNSMAN, *Chief*  
WAYNE F. DAUGHERTY, *Assistant Chief for Housing*  
ROBERT B. VOIGHT, *Assistant Chief for Operations*  
HENRY S. SHRYOCK, Jr., *Assistant Chief for Population*  
EDWIN D. GOLDFIELD, *Program Coordinator*

Quality and Equipment Statistics—Robert C. Hamer, *Chief*  
Inventory Statistics—Carl A. S. Coan, *Chief*  
Developmental Programs—J. Hugh Rose, *Chief*  
Residential Financing—Junia H. Honnold, *Chief*  
Territories and Possessions—Joel Williams, *Chief*  
Statistical Sampling—Joseph Steinberg, *Chief*  
Statistical Procedure—Morton A. Meyer, *Chief*  
Processing Operations—Milton D. Lieberman, *Chief*

Administrative Service Division—WALTER L. KEHRES, *Chief*  
Agriculture Division—RAY HURLEY, *Chief*  
Budget Officer—CHARLES H. ALEXANDER  
Business Division—HARVEY KAILIN, *Acting Chief*  
Field Division—LOWELL T. GALT, *Chief*  
Foreign Trade Division—J. EDWARD ELY, *Chief*  
Geography Division—CLARENCE E. BATSCHULET, *Chief*  
Governments Division—ALLEN D. MANVEL, *Chief*  
Industry Division—MAXWELL R. CONKLIN, *Chief*  
Machine Tabulation Division—C. F. VAN ARKEN, *Chief*  
Personnel Division—HELEN D. ALMON, *Chief*

### SUGGESTED IDENTIFICATION

U. S. Bureau of the Census. *U. S. Census of Housing: 1950. Vol. V, Block Statistics, Part 5.*  
U. S. Government Printing Office, Washington, D. C., 1952

For sale by the Superintendent of Documents, U. S. Government Printing Office, Washington 25, D. C.,  
or any of the Field Offices of the Department of Commerce - Price 25 cents

## PREFACE

This report presents statistics on characteristics of dwelling units by blocks for the city. The tabulations are based on data from the 1950 Census of Housing, taken as of April 1, 1950. Authorization for the 1950 Census of Housing as part of the Seventeenth Decennial Census was provided by the Housing Act of 1949, approved July 15, 1949.

The major portion of the information compiled from the 1950 Census of Housing appears in Volume I, *General Characteristics*; Volume II, *Nonfarm Housing Characteristics*; Volume III, *Farm Housing Characteristics*; Volume IV, *Residential Financing*; and Volume V, *Block Statistics*. Volume V consists of separate reports, issued as bulletins for each of the 209 cities which in 1940 or in a subsequent census had a population of 50,000 or more. These reports will not be bound into a single publication.

The subjects covered in both the 1950 and 1940 reports on characteristics of dwelling units by blocks are substantially similar.

This report was prepared under the direction of Howard G. Brunsman, Chief, Population and Housing Division, and Wayne F. Daugherty, Assistant Chief for Housing. Robert C. Hamer, Chief, Quality and Equipment Statistics Section, was in charge of coordinating the content and the format of the report with assistance from Carl A. S. Coan, Chief, Inventory Statistics Section; Floyd D. McNaughton, Chief, Equipment and Facilities Unit; Beulah Washabaugh, Chief, Tenure and Vacancy Unit; and Walter A. Hines. The compilation of the statistics was under the supervision of Robert B. Voight, Assistant Chief for Operations.

The collection of the information on which these statistics are based was under the supervision of Lowell T. Galt, Chief, Field Division. The geographic work, including the assignment of all block numbers and the preparation of maps, was under the supervision of Clarence E. Batschelet, Chief, Geography Division. The data were tabulated under the supervision of C. F. Van Aken, Chief, Machine Tabulation Division.

March 1952.

# ALLENTOWN, PA.

## CONTENTS

### INTRODUCTION

	Page		Page
General.....	1	Definitions and explanations—Continued	
Related reports.....	1	Persons per room.....	2
Use of data.....	1	Color of occupants.....	2
Comparability with 1940 Housing Census data.....	1	Contract monthly rent.....	2
Definitions and explanations.....	1	Value of one-dwelling-unit structures.....	2
Dwelling unit.....	1	Number reporting.....	2
Occupancy and tenure.....	2	Block identification.....	2
Condition and plumbing facilities.....	2		

### TABLES

	Page
Table 1.—Characteristics of housing for the city: 1950.....	3
Table 2.—Characteristics of housing by wards: 1950.....	3
Table 3.—Characteristics of housing for wards, by blocks: 1950.....	4

Map of city, by blocks, appears following last page of tables.

# BLOCK STATISTICS

## INTRODUCTION

### GENERAL

Volume V of the Reports on Housing consists of a separate report for each of the 209 cities which in 1940, or in a subsequent census prior to 1950, had a population of 50,000 or more. Each report presents for the city, by blocks, tabulations for a limited number of subjects obtained in the Census of Housing. The subjects in these reports are similar to those in the block statistics supplements to Volume I of the reports of the 1940 Census of Housing. The subjects in this report present the number of dwelling units classified by occupancy and tenure, condition and plumbing facilities, persons per room, color of occupants, average contract monthly rent of renter-occupied and selected vacant units, and the average value of one-dwelling-unit owner-occupied and selected vacant structures. In table 1, the statistics for these subjects are summarized for the city. Table 2 contains the statistics for wards; these are the only statistics for wards that will be published from the 1950 Census of Housing. In table 3, the data are presented by blocks within wards and block areas. Maps identifying the location of each block and the ward boundaries are a part of this report.

**Related reports.**—Related statistics for this city are contained in the Reports on Housing, Volume I, *General Characteristics*; and in the Reports on Population, Volume I, *Number of Inhabitants*, and Volume II, *Characteristics of the Population*.

The Reports on Housing for each State in Volume I present data on the characteristics of dwelling units for the State by residence (urban, rural nonfarm, and rural farm), for standard metropolitan areas, urbanized areas, counties, for urban places, places of 1,000 to 2,500 inhabitants, and rural-nonfarm and rural-farm dwelling units for each county. Each report includes the following subjects: occupancy, tenure, race of occupants, type of structure, year built, condition and plumbing facilities, water supply, toilet and bathing facilities, number of rooms, number of persons, persons per room, electric lighting, heating equipment, heating and cooking fuels, refrigeration equipment, kitchen sink, radio, television, and, for nonfarm units, the contract monthly rent, gross monthly rent, and value of one-dwelling-unit structures.

Volume I of the Reports on Population shows the 1950 population of each county and of each minor civil division within the county. It also contains figures for each incorporated place, for each unincorporated place with 1,000 or more inhabitants, and for incorporated places of 5,000 or more by wards. A special series of tables presents data for each urbanized area giving the incorporated places and portions of minor civil divisions within it.

Volume II of the 1950 Population Reports contains statistics on the general characteristics of the population. Chapter A of this volume repeats the figures on number of inhabitants as shown in Volume I; Chapter B presents demographic, economic, and social characteristics of the population; and Chapter C gives more detailed cross-classifications for States and large cities and standard metropolitan areas.

**Use of data.**—The tabulation of housing characteristics for areas as small as city blocks provides descriptive material of considerable value for technical studies of housing in the city. The statistics will be useful in compiling totals for special types of areas that may be defined to meet the requirements of individual investigators. Users of the data should bear in mind that in

practically all cases the data for a given block represent the work of only one enumerator. Consequently, housing characteristics for blocks are subject to a wider margin of error than is to be expected in the figures for tracts or wards which represent returns made by a number of enumerators. Misinterpretation of instructions by one enumerator may cause a significant bias in the statistics for a block even though it may have a negligible effect upon the figures for larger areas. In particular, the enumeration of "condition" depended to a considerable extent upon the judgment of the individual enumerator. Also, failure to indicate the correct block number for a significant number of dwelling units may introduce errors into the block data.

**Comparability with 1940 Housing Census data.**—In the 1940 Census of Housing, reports entitled "Block Statistics" were issued as supplements to the first series of Housing bulletins. These supplements consisted of separate reports for each of the 191 cities which had 50,000 inhabitants or more in 1930.

In the 1950 reports, the block numbers used are different, in most cases, from those used in the 1940 reports. Therefore, to compare 1940 and 1950 data for a given block, it is necessary to locate the block on the maps to obtain the corresponding 1940 and 1950 block numbers.

The subjects in both the 1940 and 1950 reports are substantially similar. However, data on number of structures, year built, and mortgage status have been omitted from the 1950 report. Furthermore, in the 1940 reports average contract or estimated monthly rent was reported for all dwelling units while in 1950 average contract monthly rent is reported for some, and average value for other, dwelling units.

### DEFINITIONS AND EXPLANATIONS

More detailed and complete definitions are presented in Volume I of the Housing Reports.

**Dwelling unit.**—In general, a dwelling unit is a group of rooms or a single room, occupied or intended for occupancy as separate living quarters, by a family or other group of persons living together or by a person living alone.

A group of rooms, occupied or intended for occupancy as separate living quarters, is a dwelling unit if it has separate cooking equipment or a separate entrance. A single room, occupied or intended for occupancy as separate living quarters, is a dwelling unit if it has separate cooking equipment or if it constitutes the only living quarters in the structure. Also, each apartment in a regular apartment house is a dwelling unit even though it may not have separate cooking equipment. Excluded from the dwelling unit count are large rooming houses, institutions, dormitories, and transient hotels and tourist courts.

In the 1940 Census, a dwelling unit was defined as the living quarters occupied or intended for occupancy by one household. A household consisted of a family or other group of persons living together with common housekeeping arrangements, or a person living entirely alone. However, the enumerator was not explicitly instructed to define rooms as dwelling units on the basis of cooking equipment or separate entrance.

The number of dwelling units in the 1950 Census may be regarded as comparable with the number of dwelling units in the 1940 Census. Some living quarters may have been classified as separate dwelling units in the one census and not in the other. Further, in the 1950 Census, living quarters with five or more

lodgers were not tabulated as dwelling units; generally, such quarters were included in the 1940 dwelling unit count. However, the net effect of these changes is probably small.

**Occupancy and tenure.**—Dwelling units are classified by occupancy and tenure into four groups: owner-occupied; renter-occupied; vacant nonseasonal not dilapidated, for rent or sale; and other vacant and nonresident. A dwelling unit is classified as owner-occupied if it was owned wholly or in part by the head of the household or by some related member of his family living in the dwelling unit. All other occupied units are classified as renter-occupied whether or not cash rent was actually paid for living quarters. Rent-free units and living accommodations received in payment for services performed are thus included with the renter-occupied units.

A dwelling unit is considered vacant if no persons are living in it at the time of enumeration. New units not yet occupied were enumerated as vacant dwelling units if construction had proceeded to the extent that all the exterior windows and doors were installed and final usable floors were in place. The classification "Vacant nonseasonal not dilapidated, for rent or sale" is descriptive of the vacant dwelling units reported in this classification. "Other vacant and nonresident" units include all dilapidated and seasonal vacant units as well as the not dilapidated units which were not for rent or sale.

Because of changes in enumeration procedures, the counts of total vacant units in 1940 and 1950 are not strictly comparable. In 1940, vacant units were enumerated if they were habitable; units uninhabitable and beyond repair were excluded from the enumeration. In 1950, units were included regardless of condition if they were intended for occupancy as living quarters. Therefore, no comparison should be made between the data on "vacant nonseasonal not dilapidated, for rent or sale" units from the 1950 Census and data in the 1940 Census reports.

In both censuses, dwelling units occupied entirely by non-residents were included with vacant units not for rent or sale. Trailers, tents, houseboats, and railroad cars which were vacant were excluded from the dwelling unit inventory in both 1950 and 1940.

**Condition and plumbing facilities.**—Data on condition of a dwelling unit are shown in combination with data for selected plumbing facilities and are, therefore, limited to units for which both condition and plumbing facilities are reported. Plumbing facilities include water supply, toilet facilities, and bathing facilities.

The category "with private bath" includes those dwelling units reported with both a flush toilet and a bathtub or shower inside the structure for the exclusive use of the occupants of the unit. The category "no private bath" includes those dwelling units not having private flush toilet or not having private bathing facilities. The "no running water" category includes units with only piped running water outside the structure or with only other sources such as a hand pump.

A dwelling unit is "dilapidated" when it is run-down or neglected, or is of inadequate original construction, so that it does not provide adequate shelter or protection against the elements or it endangers the safety of the occupants.

**Persons per room.**—The number of persons per room has been computed for each occupied dwelling unit by dividing the number of persons in the dwelling unit by the number of rooms in the dwelling unit. All persons enumerated in the Population Census as members of the household (including lodgers, servants, and other nonrelated persons) are counted in determining the number of persons that occupy the dwelling unit. The number of rooms in the dwelling unit includes all rooms available for living quarters throughout the year. Not counted as rooms are bathrooms, closets, pantries, halls, screened porches, and unfinished rooms in the basement and attic.

**Color of occupants.**—Occupied dwelling units are classified by color of head of household according to the definition used in the

1950 Census of Population. The group designated as "nonwhite" consists of Negroes, Indians, Japanese, Chinese, and other non-white races. Persons who are not definitely Indian or of other nonwhite race are classified as white.

**Contract monthly rent.**—Contract monthly rent is the rent, at the time of enumeration, contracted for by the renter regardless of whether it includes furniture, heating fuel, electricity, cooking fuel, water, or personal services.

Monthly rent for vacant dwelling units is the amount asked for the dwelling unit at the time of enumeration. The average monthly rent relates to renter-occupied dwelling units and vacant nonseasonal not dilapidated units for rent. Dwelling units which are occupied "rent-free" are not included with the units reporting rent.

**Value of one-dwelling-unit structures.**—Average value is shown for owner-occupied dwelling units and vacant nonseasonal not dilapidated units which are for sale only. Value is shown only if the unit is in a one-dwelling-unit structure without business and if it is the only dwelling unit included in the property. The value represents the amount for which the owner estimates that the property, including such land as belongs with it, would sell under ordinary conditions and not at a forced sale. For vacant units, value is the sale price asked by the owner.

**Number reporting.**—Occupancy and tenure are reported for all dwelling units, and color of occupants is reported for all occupied units. The corresponding distributions for these subjects in table 1 are based on all dwelling units and on occupied units, respectively. For all other subjects, the distributions are based on the units for which the specific characteristics are reported, that is, the "Number reporting."

The number of dwelling units for which the enumerator obtained no report on a particular item is shown for the city totals only; however, the number "not reported" can easily be derived for each area in tables 2 and 3 by subtracting the number reporting from the total number of dwelling units (or total occupied).

**Block identification.**—A map or series of maps is included in this report showing block numbers for each block, number and letter designations for wards and block areas, and the names of principal streets.

Blocks are identified by serial numbers, a separate series of numbers being used for each ward or for a group of wards. Thus, the location of each block for which data are presented in table 3 may be determined by referring to the ward and block number shown on the map. Similarly, data for a specific block may be located in the table by reference to the map for the identification numbers of the ward and block.

In some cities "block areas" have been established to facilitate the numbering of blocks in groups of less than 1,000. This may cause a break in the sequence of block numbers within a ward. Where this occurs each part of the ward that is in a separate block area is distinguished on the map, and in the table the data are shown for blocks in numerical order within each block area section of the ward. When a boundary of a ward cuts through a block separating the block into segments, the statistics for each segment are tabulated in the ward in which it is physically located on the map. In such cases, to obtain the statistics for the entire block it is necessary to add the statistics for all segments.

If no dwelling units are reported for a block, the block number is not listed in table 3, although it is shown on the map. Dwelling units for which the block number was not reported are indicated in the table by the symbol "NR." Detailed data are not shown for such dwelling units, nor for blocks containing fewer than three dwelling units. Average monthly rent is not shown when the monthly rent was reported for fewer than three dwelling units. Average value is not shown when the value of one-dwelling-unit properties was reported for fewer than three dwelling units. All dwelling units are included, however, in the statistics for the city and for each ward.



Table 1.—CHARACTERISTICS OF HOUSING FOR THE CITY: 1950

Subject	Number	Percent	Subject	Number	Percent
<b>OCCUPANCY AND TENURE</b>			<b>PERSONS PER ROOM</b>		
All dwelling units.....	30,978	100.0	Occupied dwelling units.....	30,427	...
Owner occupied.....	17,597	56.8	Number reporting.....	30,186	100.0
Renter occupied.....	12,830	41.4	1.50 or less.....	29,695	98.4
Vacant nonseasonal not dilapidated, for rent or sale.....	277	0.9	1.51 or more.....	491	1.6
Other vacant and nonresident.....	274	0.9	Not reported.....	241	...
<b>CONDITION AND PLUMBING FACILITIES</b>			<b>CONTRACT MONTHLY RENT</b>		
All dwelling units.....	30,978	...	Renter-occupied, and vacant nonseasonal not dilapidated units, for rent—Number reporting.....	12,257	...
Number reporting.....	30,701	100.0	Total contract monthly rent..... dollars	482,129	...
With private bath, not dilapidated.....	25,343	82.5	Average monthly rent..... dollars	39.33	...
No private bath, with running water, not dilapidated.....	4,803	15.6	<b>VALUE OF ONE-DWELLING-UNIT STRUCTURES</b>		
No running water or dilapidated.....	555	1.8	Owner-occupied, <sup>1</sup> and vacant nonseasonal not dilapidated units, for sale only—Number reporting.....	14,597	...
Condition or plumbing facilities not reported.....	277	...	Total value or sale price..... dollars	132,427,300	...
No private bath or dilapidated.....	5,358	17.5	Average value..... dollars	9,072	...
<b>COLOR OF OCCUPANTS</b>					
Occupied dwelling units.....	30,427	100.0			
White.....	30,325	99.7			
Nonwhite.....	102	0.3			

<sup>1</sup>Restricted to 1-dwelling-unit properties.

Table 2.—CHARACTERISTICS OF HOUSING BY WARDS: 1950

Ward	All dwelling units by occupancy and tenure					All dwelling units by condition and plumbing facilities			Occupied dwelling units				Contract monthly rent <sup>1</sup>		Value <sup>2</sup> of one-dwelling-unit structures	
	Total	Owner occupied	Renter occupied	Vacant non-seasonal not dilap., for rent or sale	Other vacant and non-resident	Number reporting	No private bath or dilap.	No running water or dilap.	Total	Persons per room	Occupied by non-white	Number reporting	Average monthly rent (dollars)	Number reporting	Average value (dollars)	
TOTAL	30978	17597	12830	277	274	30701	5358	555	30427	30186	491	102	12257	39.33	14597	9072
1	1045	567	471	1	6	1033	271	32	1038	1034	27	1	447	28.95	471	6143
2	1289	455	807	9	18	1280	458	62	1262	1252	29	59	788	36.26	361	5050
3	1379	428	925	12	14	1363	127	117	1353	1342	49	21	898	36.75	291	7044
4	1012	216	768	10	18	1002	209	14	984	979	22	4	738	36.97	108	8455
5	938	237	688	6	7	934	159	9	925	919	22	4	671	40.45	121	5551
6	1238	783	442	7	6	1228	328	15	1225	1220	31	1	420	26.23	616	6506
7	1455	541	879	12	23	1441	321	9	1420	1403	21	2	858	38.19	362	6921
8	3946	2422	1465	26	33	3895	769	39	3887	3841	18	1	1378	36.09	1922	7809
9	1452	641	790	7	14	1442	428	8	1431	1420	45	6	770	34.02	1515	6597
10	2761	1595	1131	19	16	2748	611	10	2726	2709	25	2	1060	35.53	1213	7333
11	4034	2480	1503	21	30	4004	270	22	3983	3947	20	1	1417	52.62	2129	11555
12	1932	1421	484	17	10	1920	243	21	1905	1893	28	1	448	36.18	1270	8260
13	1919	1181	655	73	10	1910	96	17	1836	1822	12	1	672	59.19	1038	11098
14	1631	838	762	4	27	1602	150	28	1600	1586	18	1	727	33.75	755	6511
15	1567	1267	270	16	14	1554	184	41	1537	1528	16	1	247	38.67	1080	9622
16	994	719	260	7	8	984	271	38	979	974	29	1	227	29.03	625	6732
17	889	667	212	3	7	886	3	3	879	877	1	1	200	73.74	656	20801
18	346	291	41	7	7	343	12	8	332	330	1	1	37	49.72	280	14308
19	1151	848	277	20	6	1132	148	62	1125	1110	14	1	254	31.33	784	8735

<sup>1</sup>For renter - occupied dwelling units and vacant nonseasonal not dilapidated units, for rent.

<sup>2</sup>For owner - occupied dwelling units and vacant nonseasonal not dilapidated units, for sale only.







Table 3.—CHARACTERISTICS OF HOUSING FOR WARDS, BY BLOCKS: 1950—Con.

Ward	Block	All dwelling units by occupancy and tenure					All dwelling units by condition and plumbing facilities			Occupied dwelling units			Contract monthly rent <sup>1</sup>		Value <sup>2</sup> of one-dwelling-unit structures		
		Total	Owner occupied	Renter occupied	Vacant non-seasonal not dilap., for rent or sale	Other vacant and non-resident	Number reporting	No private bath or dilap.	No running water or dilap.	Total	Persons per room		Number reporting	Average monthly rent (dollars)	Number reporting	Average value (dollars)	
											Number reporting	1.51 or more					Occupied by non-white
6	222	1		17													
	223	9		11													
	224	40		1													
	226	8		1													
	227	7		1													
	228	15		6													
	230	23		10													
	231	5		6													
	232	12		13													
	233	8		3													
	234	29		7													
	235	26		6													
	446	4															
	447	3		3													
	448	3		2													
	449	4															
	450	12		12													
	451	11		6													
	452	4		9													
	453	11		3													
	454	3		1													
	455	9		3													
	456	13		5													
	457	9		2													
	458	31		12													
	459	6		1													
	460	7		2													
	461	24		18													
	462	51		15													
	463	37		17													
	464	26		16													
	465	21		12													
	466	17		12													
	467	42		14													
	468	29		13													
	469	26		11													
	470	39		19													
	471	8		3													
	472	5		1													
	473	10		3													
	474	17		8													
	475	53		11													
	476	8		8													
	547	1															
	548	28		7													
	549	7		2													
	550	9		3													
	551	29		13													
	552	31		21													
	553	27		8													
	554	10		4													
	555	42		21													
	556	36		16													
	557	12		1													
	558	10		6													
	559	7		1													
	560	13		1													
	7	416	37		32												
		417	11		7												
		418	7														
419		36		18													
420		7		2													
421		21		8													
422		18		12													
423		7		1													
424		25		14													
425		19		9													
426		6		2													
427		10		4													
428		26		17													
467		57		32													
468		7		4													
469		45		24													
470		22		16													
471		26		12													
472		4		1													
473		10		6													
474		9		4													
475		7		2													
476		18		10													
477		23		12													
478	10		1														
479	8		5														
480	9		4														
481	9		3														

<sup>1</sup>For renter - occupied dwelling units and vacant nonseasonal not dilapidated units, for rent.  
<sup>2</sup>For owner - occupied dwelling units and vacant nonseasonal not dilapidated units, for sale only.









Table 3.—CHARACTERISTICS OF HOUSING FOR WARDS, BY BLOCKS: 1950—Con.

Ward	Block	All dwelling units by occupancy and tenure					All dwelling units by condition and plumbing facilities			Occupied dwelling units			Contract monthly rent <sup>1</sup>		Value* of one-dwelling-unit structures	
		Total	Owner occupied	Renter occupied	Vacant non-seasonal not dilap., for rent or sale	Other vacant and non-resident	Number reporting	No private bath or dilap.	No running water or dilap.	Total	Persons per room	Occupied by non-white	Number reporting	Average monthly rent (dollars)	Number reporting	Average value (dollars)
8	230	33	23	9		1	30	9	32	30		6	33.83	15	8,833	
	231	2														
	232	15	10	4		1	14	2	14	14		4	42.25	9	7,388	
	233	13	12	1			13		13	13		1		12	8,541	
	234	17	15	2			14		17	14				12	9,875	
	235	29	23	6			22	4	29	22	1	3	49.33	15	8,466	
	236	11	6	4		1	11	2	10	9		4	46.50	3	9,166	
	237	16	11	5			16	6	16	16		5	39.00	7	9,357	
	238	38	22	16			35	5	38	36		11	41.27	16	9,437	
	239	36	25	11			36	4	36	36		11	39.45	21	6,895	
	240	31	19	12			30	14	31	31	1	12	20.91	17	6,147	
	241	20	11	9			20	6	20	19		9	30.55	9	7,222	
	242	32	18	13		1	32	10	31	31		12	34.33	15	7,266	
	243	46	22	24			44	12	46	45		24	37.41	13	8,192	
	244	17	9	8			17	2	17	17		7	35.85	8	9,875	
	245	4	1	3			4	3	4	4		3	31.66	1		
	245	26	10	16			26	2	26	25		16	39.31	3	8,000	
	246	10	10				9	9	10	10				10	4,150	
	247	16	8	8			16		16	16		7	45.57	6	9,833	
	248	31	12	18		1	31		30	30		18	38.94	9	8,388	
	249	6	2	4			6		6	6		4	22.00	2		
	250	8	4	4			7	2	8	7		4	33.75	1		
	251	9	2	7			7		9	9		6	30.16	2		
	252	40	20	20			40	12	40	40		13	28.46	15	6,800	
	253	48	25	22		1	48	7	47	45		19	31.05	21	6,619	
	254	35	23	12			35	12	35	34		11	29.72	22	5,104	
	255	20	14	6			20	7	20	20		5	29.60	11	6,000	
	256	20	16	4			20	4	20	20		4	30.00	7	7,142	
	257	50	26	23	1		50	15	49	48	1	21	28.38	22	5,477	
	258	3	2	1			3		3	3		1		2		
	259	20	13	7			20	1	20	20		7	29.57	12	6,125	
	300	29	18	11			27	9	29	27		7	42.00	12	9,041	
	301	8	7	1			7		8	7		7		7	7,385	
	302	14	13	1			14		14	14		1		12	8,625	
	303	8	6	2			8		8	8		2		6	8,550	
	304	16	12	4			15		16	14		3	34.00	11	7,363	
	305	10	6	4			10		10	10		2		5	10,600	
	306	17	9	8			17	1	17	17		7	39.57	8	8,837	
	307	18	10	7		1	18	2	17	17		7	37.00	10	9,250	
	308	9	7	2			9	1	9	9		2		6	9,833	
	309	8	6	2			8		8	8		2		6	8,916	
	310	16	13	3			16		16	16		3	36.66	13	9,184	
	311	18	14	3		1	18		17	17		3	56.33	13	15,738	
	312	15	6	9			15	2	15	15		8	38.62	3	9,500	
	313	12	8	4			12	5	12	12		3	27.66	4	9,500	
	314	15	8	7			14	6	15	15		7	40.57	4	8,175	
	315	18	12	6			18	6	18	18		6	41.33	8	11,187	
	316	10	8	2			10		10	10		2		8	8,175	
	317	8	6	2			8		8	8		2		5	10,800	
	318	19	6	13			19	2	19	19		12	32.33	2		
	319	13	4	8		1	13	4	12	12		8	54.00	6	5,550	
	320	14	1	11			14	1	14	14		4	31.75	4	7,075	
	321	18	1	17			18	7	18	18		1		17	6,000	
	322	15	8	7			15	1	15	14		7	26.57	8	4,500	
	323	14	1	13			14		14	14		1		3	7,333	
	324	14	10	4			14		14	14		3	36.66	8	8,500	
	325	18	7	11			17	2	18	17		7	36.14	9	6,666	
	326	28	22	6	2		28	19	33	32		59	39.06	13	6,207	
	327	35	16	19		1	35	8	35	35		18	37.77	7	5,357	
	328	43	18	21	1	3	38	10	39	38	1	20	36.25	5	7,400	
	329	19	9	5			19	4	19	19		4	23.00	1		
	330	23	5	18			23	2	22	22		12	25.75	6	4,900	
	331	29	13	16	1		29	12	28	28	1	12	33.41	6	6,000	
	332	29	20	9			29		29	28		9	53.66	14	7,392	
	333	8	7	1			8	2	8	8		1		4	4,775	
	334	34	17	16	1		34	8	33	33	1	17	35.76	13	6,846	
	335	16	4	12			16	4	15	16		4	31.75	12	5,025	
	336	22	9	12		1	22	7	21	21		12	34.33	2		
	337	42	21	21		1	42	17	42	41	2	18	33.72	14	6,535	
	338	16	10	5	1		15	3	15	15		6	32.66	6	13,616	
	339	11	6	5			11	6	11	11		5	38.00	5	8,000	
	340	7	4	3			7	2	7	7		3	36.33	2		
	341	28	10	17		1	28	6	27	27		17	38.94	4	8,500	
	342	1	4	2			1	2	6	6		2		4	4,250	
	343	29	13	16			29	6	29	29		16	38.68	5	7,000	
	344	8	3	5			8	4	8	8		4	52.50	5		
	345	26	12	12	2		26	4	24	24		11	35.54	5	7,200	
	346	7	2	5			7	5	7	7		5	19.60	2		
	381	5	3	2			5		5	5		1		3	7,000	
	382	26	16	9	1		25	10	25	25		10	28.40	13	6,100	
	383	14	9	5			14	4	14	14		4	36.00	8	6,125	
	384	21	10	11			21	10	21	21		11	26.81	7	5,928	
9	342	29	25	4			29	3	29	29	3	4	42.50	25	6,600	

<sup>1</sup>For renter—occupied dwelling units and vacant nonseasonal not dilapidated units, for rent.

\*For owner—occupied dwelling units and vacant nonseasonal not dilapidated units, for sale only.

## HOUSING—BLOCK STATISTICS

Table 3.—CHARACTERISTICS OF HOUSING FOR WARDS, BY BLOCKS: 1950—Con.

Ward	Block	All dwelling units by occupancy and tenure					All dwelling units by condition and plumbing facilities			Occupied dwelling units			Contract monthly rent <sup>1</sup>		Value <sup>2</sup> of one-dwelling-unit structures		
		Total	Owner occupied	Renter occupied	Vacant non-seasonal not dilap., for rent or sale	Other vacant and non-resident	Number reporting	No private bath or dilap.	No running water or dilap.	Total	Persons per room		Number reporting	Average monthly rent (dollars)	Number reporting	Average value (dollars)	
											Number reporting	1.51 or more					Occupied by non-white
9	343	21	16	4	1	21	2		20	20			4	592.50	15	8800	
	344	16	11	5		16			16	16			5	392.50	9	7888	
	346	24	5	19		24	24		24	24			18	168.50	3	3400	
	347	30	14	16		30	10		30	30			16	385.50	10	7800	
	348	11	7	4		11	7		11	11		1	4	282.50	3	5200	
	349	52	32	20		50	33	1	52	51	1		18	282.77	25	6376	
	350	9	3	6		9			9	9		1	6	291.6	3	5666	
	351	2															
	388	17	8	9		17	4	1	17	17			9	290.0	6	6581	
	389	11	10	1		11	1		11	11			1	290.0	6	5833	
		390	17	9	8		17	8		17	17	1		8	285.0	9	4088
		391	13	7	6		13	11		13	13		6	190.00	7	3071	
		393	34	13	21		33	16		34	34	1	20	273.00	8	6722	
		394	19	10	9		19	5		19	19		9	348.88	9	5987	
		395	18	11	6		18	4		17	17	1	6	288.33	9	7388	
		396	37	32	5		37	9		37	37		5	362.00	30	4986	
		397	19	13	6	1	19	1		19	19	1	6	333.33	11	7227	
		398	13	4	8		13			12	12		7	332.57	3	5333	
		399	12	8	4	1	12	3		12	12		4	337.5	3	6916	
		400	6	5	1		6	1		6	6		1	337.5	5	3580	
		401	9	4	4		9	3		8	8		4	230.0 <sup>3</sup>	4	7000	
		402	13	3	9		13	6		12	12	1	9	397.77	3	6666	
		403	27	17	8	1	27	3		25	25		8	351.2	14	6321	
		404	9	6	3	1	9	4		9	9		3	360.00	4	6800	
		439	42	19	23		42	4		42	42		23	461.3	12	8041	
		440	6	5	1		6	1		6	6		1		3	6300	
		441	4	3	1		4	1		4	4				3	4000	
		444	12	12			12	2	1	12	12	1			11	4718	
		445	14	5	7	1	14	9		12	12		8	422.5	1	6916	
		446	47	32	15	1	47	6		47	43	1	15	500.00	30	6113	
		447	23	11	10	1	23	10		21	21		10	293.0	8	5350	
		448	13	7	6	1	13	4		13	13	1	6	325.0	6	7083	
		449	65	18	46	1	65	9		64	64	2	46	436.7	7	10000	
		450	38	16	19	3	37	12		35	35	1	19	242.6	15	6320	
		451	9	8	1		9	2		9	9		1		5	6612	
		452	15	6	9		15	2		15	15		9	298.88	8	6300	
		453	22	12	10		22	6		22	22		10	370.00	11	8636	
		454	14	1	13		13			14	13		12	421.6	1	7800	
		455	11	8	3		11			11	11		3	273.3	8	7000	
		503	67	33	30	4	64	17		63	62	3	28	375.77	28	8000	
		504	46	6	40		46	29		46	46	1	38	298.9	3	3433	
		505	3				3	1		3	3		3	326.6	1	6300	
		506	53	13	39	1	53	18		52	52		40	331.2	5	7200	
		507	22	18	4		22	8		22	22		4	272.5	18	4261	
	508	21	2	18	1	20	6		20	19	2	17	431.7	1	6300		
	509	19	4	15		19	14		19	19		15	306.6	6	2166		
	510	18	6	12		18			18	18		11	440.0	1	7125		
	511	35	13	22		35	8		35	35		22	357.7	8	4683		
	512	8	7	1		8	2		8	8		2		6	5276		
	513	28	15	13		28	6		28	28		12	322.5	13	5666		
	514	36	18	18		36	14		36	36	1	17	297.6	12	4583		
	552	10	6	4		10	3		10	10	1	4	280.0	6	7800		
	553	9	2	7		9			9	9		6	478.3	1	8260		
	554	21	6	15		21	7		21	21	1	15	324.6	2	7800		
	555	15	7	8		15			15	14		7	542.8	5	4928		
	556	12	6	6		12	3		12	12	1	5	264.0	4	7800		
	557	62	20	42		62	21	1	62	61		40	312.2	14	4928		
	558	18	1	17		18	5		18	18	1	17	327.0	1	8000		
	559	4				4		1	4	4	1	4	385.0	3	8000		
	561	26	5	21		26	6		26	26		21	381.9	3	8000		
	562	14		14		14	6	3	14	14		14	350.0				
	598	16		16		16			16	16		16	320.0				
	599	6	4	2		6	1		6	6		2		4	11250		
	600	76	11	65		75	25		76	75	14	64	289.2	7	6071		
	601	4	1	3		4	2		4	4	1	3	300.0	1			
10	1	6	4	2		6	1		6	6		1		3	9333		
	2	30	22	7	1	30	4		29	29	1	7	431.4	22	7340		
	5	16	11	5		16			16	16		5	280.0	11	6227		
	6	1				1			1	1							
	7	3	2	1		3	2		3	3		1		2	6416		
	8	7	7			7	1		7	7		3	253.3	6	6358		
	9	19	16	3		19	7		19	19	1	4	355.0	12	5450		
	10	8	4	4		8	1		8	8		4		4			
	11	1				1			1	1							
	12	5	1	4		5	1	1	5	5		3	250.0	1			
		15	8	7	1	8			8	8		1		7	9571		
		17	19	14	5	19	3		19	19		5	388.0	11	7772		
		18	29	15	14	29	13		29	29	1	14	330.7	9	6855		
		19	18	14	4	18	4		18	18		4	192.5	14	3871		
		20	10	6	4	10	2		10	10		4	287.5	6	4900		
		21	19	15	4	19	1		19	19		4	210.0	15	6020		
		22	17	15	2	17	2		17	17		2	180.0	15	6240		
		23	18	13	4	18	4		17	17		4	305.0	12	7066		
	24	22	15	7	22	7		22	22		5	338.0	12	7741			
	25	19	13	6	19	8		19	19		5	216.0	11	5118			

<sup>1</sup>For renter - occupied dwelling units and vacant nonseasonal not dilapidated units, for rent.<sup>2</sup>For owner - occupied dwelling units and vacant nonseasonal not dilapidated units, for sale only.

Table 3.—CHARACTERISTICS OF HOUSING FOR WARDS, BY BLOCKS: 1950—Con.

Ward	Block	All dwelling units by occupancy and tenure					All dwelling units by condition and plumbing facilities			Occupied dwelling units				Contract monthly rent <sup>1</sup>		Value <sup>2</sup> of one-dwelling-unit structures	
		Total	Owner occupied	Renter occupied	Vacant non-seasonal not dilap., for rent or sale	Other vacant and non-resident	Number reporting	No private bath or dilap.	No running water or dilap.	Total	Persons per room		Occupied by non-white	Number reporting	Average monthly rent (dollars)	Number reporting	Average value (dollars)
											Number reporting	1.51 or more					
10	26	17	11	5	1	17	7		16	16			6	32.33	8	6,437	
	27	14	11	3		14			17	17			2	29.66	11	6,681	
	28	17	14	2		17	1		19	19	1		4	29.50	12	5,562	
	29	16	11	3		16			16	16			4	38.20	12	6,500	
	30	11	11			11	3		15	15	1		1	43.58	13	6,076	
	31	12	11	1		12	2		17	17			1	10.66	8	7,250	
	69	21	11	10		21	1		21	21			12	6.66	6	10,666	
	70	10	9	1		10			10	10			1	6.58	9	6,588	
	71	21	14	7		21	1		21	21			7	6.49	11	6,409	
	72	13	13	5		13	3		18	18			5	37.20	11	6,772	
	73	19	11	8		19	4		19	19			6	42.50	7	8,500	
	74	20	15	5		20	4		20	20			4	25.75	14	6,642	
	75	19	11	8		19	8		19	19			7	24.28	6	6,500	
	77	21	15	6		21		1	20	20			15	44.13	4	8,000	
	78	17	17			17			16	16			15	29.66	10	7,100	
	79	10	10			10	4		10	10			6	27.33	6	6,533	
	80	11	11			11			8	8			7	6.57	1	1,000	
	81	8	8			8			8	8			7	29.00	5	7,000	
	82	12	12			12	2		9	9	2		1	5.91	8	5,912	
	83	18	11	7		18	2		18	18			6	41.66	10	7,550	
	84	21	13	8		20	6		21	20			8	22.12	12	3,458	
	85	10	10			10	15		10	10			16	28.93	7	6,857	
	86	10	10			10			10	10			4	36.00	6	6,666	
	87	10	6	4		10			10	10			4	40.00	5	7,060	
	89	11	6	5		11			11	11			4	31.20	1	1,000	
	95	12	12			12	6		12	12			10	46.40	5	7,400	
	99	10	10			10			10	10			10	6.64	6	5,916	
	99	12	12			12	2		12	12			1	33.00	5	7,400	
	100	39	24	15		39	10		39	38			15	33.60	16	8,250	
	101	11	6	4		11	4		10	10			4	29.00	5	4,700	
	102	11	11			11			11	11			4	47.25	7	6,357	
	103	8	3	5		8	2		8	8			3	26.33	4	7,250	
	104	18	13	5		18			18	18			10	34.40	10	8,500	
	105	9	6	3		9			9	9			7	8.50	7	8,500	
	106	13	11	2		13	6		12	12			2	37.16	2	1,000	
	107	34	22	12		34	17		34	34	2		12	43.08	10	11,350	
	108	17	16	1		17	2		17	17			13	6.38	13	6,538	
	109	27	14	13		27	15		27	27			11	43.18	7	9,428	
	110	17	9	8		17	1	1	17	15			8	34.00	8	9,750	
	111	18	12	6		18			18	18			5	37.40	11	8,227	
	112	14	10	4		14	1		14	14			4	40.75	10	9,100	
	113	22	13	9		22			22	22			13	44.23	9	9,444	
	160	31	17	14		31	1		31	30			1	35.29	12	10,416	
	161	11	9	2		11			11	11			1	37.00	8	9,312	
	162	15	11	4		15			15	15			13	32.25	7	11,428	
	163	25	14	11		25			25	25			8	41.50	7	12,357	
	164	18	10	8		18			18	18			12	47.25	12	8,666	
	165	28	16	12		28	3		28	28			12	22.42	12	6,533	
	166	20	13	7		20	4		20	20			7	40.12	5	8,700	
	167	14	6	8		14	4		13	13			5	49.80	4	8,250	
	168	11	1	10		11			11	11			7	34.14	9	7,388	
	169	22	1	21		22			22	22			3	27.66	2	2,000	
	170	9	9			9			9	9			4	28.75	4	8,250	
	171	10	10			10			10	10			10	33.70	8	6,225	
	172	22	11	11		22			22	22			6	43.16	9	6,333	
	173	10	10			10			10	10			10	38.60	4	7,250	
	174	22	11	11		22	1		22	22			4	35.00	7	6,642	
	175	28	17	11		28	16		28	28			4	43.25	5	4,700	
	176	14	14			14			14	14			4				
	177	10	7	3		10	5		10	10			1		5	4,900	
	178	26	17	9		26	9		26	24			5	31.60	12	5,875	
	179	36	22	14		36	13		36	36			8	27.37	16	5,437	
	180	27	15	12		27	12		27	27			9	29.55	11	5,100	
	181	5	2	3		5			5	5			2		1		
	182	18	11	7		18			18	18			3	16.33	3	3,000	
	183	18	15	3		18	5		18	18			3	31.00	14	6,142	
	184	16	12	4		16			16	16			4	26.75	10	8,250	
	185	20	16	4		20	5		20	19			4	30.25	11	9,545	
	186	7	5	2		7	1		7	7			2		4	6,125	
	187	11	6	5		11	2		11	11			5	33.40	3	8,000	
	188	11	7	4		11	4		11	11			4	32.25	4	9,250	
	189	12	6	6		12	3		12	12			5	34.00	4	8,000	
	190	17	9	8		17			15	15			5	34.83	6	10,000	
	191	25	15	10		25	17		25	25			1	33.55	5	7,300	
	192	17	6	11		17	2		16	16			1	38.79	3	12,666	
	193	16	6	10		16			15	15			1	49.25	6	13,333	
	194	4	1	3		4			4	4			3	23.33	1	1,000	
	195	27	14	13		27			27	27			13	41.30	12	9,833	
	196	11	4	7		11			10	10			7	41.28	4	9,750	
	229	1				1			1	1							
	246	30	9	20		30	2		29	29			19	42.31	3	12,666	
	247	25	3	22		25			25	25			5	38.20			
	248	25	12	13		25			24	24			12	35.50	7	13,071	
	249	27	34	6		27	16		27	27			33	38.66	14	8,285	
	250	15	5	10		15			15	15			5	61.80	6	10,000	
	251	26	10	16		26	4		26	26			9	37.55	11	8,181	

<sup>1</sup>For renter - occupied dwelling units and vacant nonseasonal not dilapidated units, for rent.

<sup>2</sup>For owner - occupied dwelling units and vacant nonseasonal not dilapidated units, for sale only.

HOUSING—BLOCK STATISTICS

Table 3.—CHARACTERISTICS OF HOUSING FOR WARDS, BY BLOCKS: 1950—Con.

Ward	Block	All dwelling units by occupancy and tenure					All dwelling units by condition and plumbing facilities			Occupied dwelling units			Contract monthly rent <sup>1</sup>		Value <sup>2</sup> of one-dwelling-unit structures		
		Total	Owner occupied	Renter occupied	Vacant non-seasonal not dilap., for rent or sale	Other vacant and non-resident	Number reporting	No private bath or dilap.	No running water or dilap.	Total	Persons per room	Occupied by non-white	Number reporting	Average monthly rent (dollars)	Number reporting	Average value (dollars)	
										Number reporting	1.51 or more						
10	252	33	18	15		32	12		33	32							
	253	41	22	19		41	13		41	41			13	3492	14	7678	
	254	19	14	5		19	4		19	19			19	3394	16	7500	
	255	45	22	20	1	42	3		42	41	1		4	4250	13	7769	
	256	16	7	9		16	5		16	16			20	3335	22	7718	
	257	11	1	1		10			10	10			9	2877	5	4000	
	260	6	4	2		6	1		6	6			8		4	7500	
	261	9	1	8		9	9		9	9			2	1612	1	5625	
	262	41	26	15		41	4		41	41	1	1	15	2846	24	5466	
	263	43	20	23		41	3		43	43	1	1	22	3436	17	7058	
	264	39	28	10	1	39	14		38	38			10	3050	21	7242	
	265	17	13	4		17	3		17	17			4	3275	7	8714	
	266	25	13	12		25	18	1	25	25			12	3400	5	7500	
	267	11	7	4		11	6		11	11			4	4125	5	8900	
	268	24	15	9		24	8		24	24			8	3525	15	5313	
	269	20	14	6		20	2		20	20			6	3950	12	7800	
	270	21	8	13		21	10		21	21			11	4372	5	10200	
	271	17	10	7		17	5		17	17			7	5342	9	9555	
	272	14	5	9		14			14	14			9	3511	4	8500	
	273	15	11	4		15	1		15	15	1		3	3566	9	6777	
	274	20	12	8		20	8		20	20			8	3162	9	6555	
	275	5	1	4		5	1		5	5			3	5166	1		
	276	17	6	11		16	3		17	16			11	4236	3	10500	
	277	33	17	16		33			33	33			15	3753	15	11600	
	278	40	15	25		40			40	40			25	4368	11	8818	
	279	23	17	5		23		1	22	22			5	2500	15	7066	
	280	8	3	5		8			8	8			5	2120	1		
	281	18	10	8		18	2		18	18			6	3250	4	6625	
	282	35	19	14	2	35	11		33	33			15	3346	14	7335	
	283	22	11	10	1	22			21	21			8	2562	11	6727	
	284	50	13	35		50	2		48	48			33	4209	2		
	330	10	6	3		10		1	9	9			3	3900	4	6000	
	331	10	4	6		10			10	10			6	4000	4	8000	
	332	18	8	10		18	3		18	18			10	2920	8	5312	
	333	13	11	2		13			13	13			1	6400	10	6400	
	334	25	7	18		25	6		25	25			17	4194	6	7500	
	335	17	13	4		17	2		17	17			4	3450	12	7708	
	336	22	9	13		22			22	22			11	2818	6	5733	
	337	26	15	11		26	11		26	26	1		11	3881	9	6222	
	338	16	11	4	1	16	4		15	15			4	2875	6	7333	
	339	14	12	2		14	5	1	14	14	1		1		11	5172	
	340	15	5	10		15	6		15	15			10	2390	4	5250	
	341	40	23	17		39	17		40	39	2	1	17	2470	18	5327	
11	PART IN BLOCK AREA B																
	9	9	5	3	1	9			8	8			3	7333	5	11700	
	11	6	3	3		6			6	6			3	4700	3	10033	
	23	3	3			3			3	3					3	17333	
	24	6	5	1		6			6	6					5	10800	
	25	22				22			22	22							
	26	6	5	1		6			6	6			1		5	13700	
	27	6	4	2		6			6	5			2		4	14250	
	30	6	6			6			6	6							
	31	6	6			6			6	6							
	32	4	3			4		1	3	3							
	33	3	2	1		3			3	3			1				
	34	7	6	1		7			7	7			1				
	35	4	2	2		4			4	4			1				
	36	6	1	5		6			6	6			4	3900	2		
	60	2				2			2	2							
	61	2				2			2	2							
	62	4	4			4			4	4					3	16000	
	63	5	4	1		5			5	5					3	10666	
	64	11	10	1		11			11	11			1		10	11900	
	65	10	10			10			10	10			1		10	11700	
	66	8	4	4		8			8	8			3	4900	2		
	67	2				2			2	2							
68	2				2			2	2								
69	5	3	2		5	2		5	5			2		2			
70	5	3	2		5			5	5			2		3	12500		
71	3	2	1		3			3	3			2		2			
72	5	4	1		5			5	5			1		4	14625		
73	6	4	2		6			6	5					5	12400		
76	7	6	1		7			7	7			6		6	12083		
77	11	9	2		11			11	11			2		9	13111		
78	13	13			13			13	13					13	11784		
84	2				2			2	2								
85	6	6			6			6	6					6	11583		
86	7	6	1		7			7	7			1		2	17500		
87	3	3			3			3	3								
88	1				1			1	1								
89	5	4	1		5			5	5			1		3	11500		
90	2				2			2	2								
91	6	6			6			6	6					6	13333		
92	3	3			3			3	2					3	19833		
93	2				2			2	2								

<sup>1</sup>For renter - occupied dwelling units and vacant nonseasonal not dilapidated units, for rent.  
<sup>2</sup>For owner - occupied dwelling units and vacant nonseasonal not dilapidated units, for sale only.

Table 3.—CHARACTERISTICS OF HOUSING FOR WARDS, BY BLOCKS: 1950—Con.

Ward	Block	All dwelling units by occupancy and tenure					All dwelling units by condition and plumbing facilities			Occupied dwelling units			Contract monthly rent <sup>1</sup>		Value <sup>2</sup> of one-dwelling-unit structures	
		Total	Owner occupied	Renter occupied	Vacant non-seasonal not dilap., for rent or sale	Other vacant and non-resident	Number reporting	No private bath or dilap.	No running water or dilap.	Total	Persons per room		Number reporting	Average monthly rent (dollars)	Number reporting	Average value (dollars)
											Number reporting	1.51 or more				
11	94	11	6	5		11			11	11		5	59.40	6	11,333	
	95	6	4	2		6			6	6		2		4	16,500	
	96	5	5			5			5	5				4	12,500	
	97	2														
	98	1														
	99	12	7	5		12			12	12		4	47.25	7	11,928	
	135	4	3	1		4			4	4		1		2		
	136	8	6	1		8			7	7		1		6	15,333	
	137	2														
	138	2														
	139	6	4	2		6			6	6		2		4	10,750	
	140	6	5	1		6			6	6		1		5	15,000	
	141	5	5			5			5	5				4	12,000	
	142	11	6	5		9			11	9		4	72.25	4	10,625	
	143	7	5	2		7		2	7	7		2		4	13,000	
	144	9	7	2		9			9	9		2		6	12,166	
	147	2														
	148	9	9			9			9	9				9	13,222	
	149	5	4		1	5			4	4				4	13,000	
	150	2														
	151	14	11	3		14			14	14		3	48.33	10	11,000	
	152	5	5			5			5	5				5	13,600	
	153	13	13			13			13	13				13	12,538	
	154	5	5			5			5	5				5	11,400	
	155	10	10			10			10	10				10	13,350	
	157	5	1	5		5			5	5		5	76.18	1		
	158	4	4			4			4	4				4	12,750	
	159	6	4	1		6			5	5		1		4	12,750	
	160	7	7			7			7	7				7	13,785	
	161	1														
	162	13	11	2		13			13	13		2		10	11,650	
	164	10	7	3		10			10	10		3	50.00	7	14,142	
	165	5	2	3		5			5	5		3	49.00	2		
	166	5	5			5			5	5				5	11,840	
	167	4	2	2		4			4	4		2		2		
	168	3	3			3			3	3				3	16,333	
	169	5	5			5			5	5				5	15,400	
	170	1														
	204	2														
	208	5	5			5			5	5				5	11,400	
	209	3	2	1		3			3	3		1		2		
	210	4	4			4			4	4				4	12,000	
	211	2	6	1		2			2	2		1	66.87	4	12,625	
	212	15	6	9	1	15		1	15	15		8	46.75	6	12,833	
	213	20	16	4		20			20	20		4	52.00	16	9,750	
	214	10	9	1		10			10	10		1		9	10,133	
	216	4	3	1		4			4	4				1		
	218	2														
	219	4	3	1		4			4	4		1		3	9,333	
	220	9	7	2		9			9	9		2		7	15,071	
	221	2														
	222	4	4			4			4	4				4	16,250	
	224	3	3			3			3	3				3	15,666	
	225	2														
	227	3	2	1		3			3	3				2		
	228	3	3			3			3	3				3	16,666	
	229	1														
	230	1														
	235	20	18	2		20			20	20		2		18	10,400	
	236	19	16	3		19			19	19		3	38.66	15	10,433	
	237	4	3	1		4			4	4		1		3	11,333	
	238	5	5			5			5	5				4	12,250	
	239	6	6			6			6	6				6	11,166	
	240	8	7	1		8			8	8		1		7	10,214	
	241	11	11			11			11	11				11	11,500	
	242	5	5			5			5	5				5	13,500	
	243	3	3			3			3	3				3	13,666	
	244	6	6			6			6	6				6	10,166	
	245	12	12			12			12	12				12	10,191	
	282	5	5			5			5	5				5	12,200	
	283	16	16			16			16	16				16	9,650	
	284	2														
	285	3	2	1		3			3	3		1		2		
	287	15	14	1		15			15	15		1		14	8,714	
	288	2														
	289	3	3			3			3	3				3	10,666	
	290	7	3	4		7			7	7		4	64.00	3	11,000	
	291	9	6	2		9			8	8		2		6	8,916	
	292	2														
	294	1														
	297	4	4			4			4	4				4	12,375	
	299	1														
	300	13	13			13			13	13				13	9,576	
	301	3	3			3			3	3				2		
	304	3	2			2			2	2				2		
	305	1														
	306	7	6	1		7			7	7		1		6	12,166	

<sup>1</sup>For renter - occupied dwelling units and vacant nonseasonal not dilapidated units, for rent.<sup>2</sup>For owner - occupied dwelling units and vacant nonseasonal not dilapidated units, for sale only.

Table 3.—CHARACTERISTICS OF HOUSING FOR WARDS, BY BLOCKS: 1950—Con.

Ward	Block	All dwelling units by occupancy and tenure					All dwelling units by condition and plumbing facilities			Occupied dwelling units				Contract monthly rent <sup>1</sup>		Value <sup>2</sup> of one-dwelling-unit structures	
		Total	Owner occupied	Renter occupied	Vacant non-seasonal not dilap. for rent or sale	Other vacant and non-resident	Number reporting	No private bath or dilap.	No running water or dilap.	Total	Persons per room		Occupied by non-white	Number reporting	Average monthly rent (dollars)	Number reporting	Average value (dollars)
											Number reporting	1.51 or more					
11	307	10							10	10							
	308	11	8	2					11	11				48.33	7	10,928	
	309	18	16	2					18	18					7	12,857	
	310	2													13	9,315	
	311	6	4	2					6	6					4	10,625	
	312	8	6	2					8	8					4	11,333	
	313	4	4						4	4					4	10,750	
	314	1															
	315	1															
	316	5	4	1					5	5				1		4	12,125
	317	6	6						6	6						6	10,666
	318	1															
	320	2															
	328	1															
	356	2															
	361	7		7					7	7						7	9,928
	363	7		7					7	7		1				4	10,750
	364	6		6					6	6						4	16,000
	365	7		6	1				7	7				1		6	9,833
	366	9		6	3				9	9				2		6	11,583
	367	8	4	4					8	8						7	9,928
	368	10	5	5					10	10				4	60.25	3	11,333
	369	22	18	4					22	22				5	52.20	4	9,625
	370	18	9	8	1				17	17				3	50.66	17	8,835
	371	4	2	2					4	4						9	11,388
	374	10	10						10	10						10	10,850
	375	6	2	4					6	6				4	70.75	2	
	376	1															
	377	2															
	378	5	3	2					5	5				2		1	
	379	12	8	4					12	12						7	7,971
	380	12	11	1					12	12						11	11,045
	381	5	4	1					5	5						4	11,875
	382	5	3	1				1	5	4						3	10,166
	383	6	3	3					6	6						3	
	384	4	3	1					4	4						3	12,833
	387	10	8	2					10	10				1		7	10,928
	391	3	2	1					3	3						2	
	440	2															
	445	1															
	447	2															
	450	7							7	7						3	9,666
	451	15	14	1					15	15				3	39.66	11	9,227
	452	12	9	3					12	12				3	30.00	9	8,888
	453	17	13	4					17	17				4	40.50	13	9,384
	454	2														3	12,333
	455	3	3						3	3							
	456	15	14	1					15	14						12	11,500
	457	12	12					2	12	12						12	9,500
	458	2															
	463	1															
	464	8							8	8						8	10,537
465	2																
466	3	3						3	3						3	18,833	
467	2																
468	2																
469	6	3	3					6	6						3	17,500	
470	10	7	3					10	10				3	40.66	7	10,000	
471	12	8	4					12	12				4	53.33	6	10,000	
472	6	5	1					6	6					4	43.50	4	9,833
473	1																
474	1																
475	1																
476	1																
477	1																
478	1																
479	1																
480	1																
481	1																
482	1																
483	1																
484	1																
485	1																
486	1																
487	1																
488	1																
489	1																
490	1																
491	1																
492	1																
493	1																
494	1																
495	1																
496	1																
497	1																
498	1																
499	1																
500	1																

<sup>1</sup>For renter - occupied dwelling units and vacant nonseasonal not dilapidated units, for rent.  
<sup>2</sup>For owner - occupied dwelling units and vacant nonseasonal not dilapidated units, for sale only.

Table 3.—CHARACTERISTICS OF HOUSING FOR WARDS, BY BLOCKS: 1950—Con.

Ward	Block	All dwelling units by occupancy and tenure					All dwelling units by condition and plumbing facilities			Occupied dwelling units			Contract monthly rent <sup>1</sup>		Value <sup>2</sup> of one-dwelling-unit structures	
		Total	Owner occupied	Renter occupied	Vacant non-seasonal not dilap., for rent or sale	Other vacant and non-resident	Number reporting	No private bath or dilap.	No running water or dilap.	Total	Persons per room		Number reporting	Average monthly rent (dollars)	Number reporting	Average value (dollars)
											Number reporting	1.51 or more				
11	543	14	13	1					14	14						
	545	3	2	1					3	3						
	546	14	9	5					14	14			5 4.00			
	572	3	3						3	3						
	574	37	16	20	1				37	36			99.52	14	11 642	
	575	27	21	6					26	27			72.33	21	13 690	
	577	12	7	5					12	12			28.80	4	10 750	
	579	22	12	10					22	22	1		35.12	8	7 137	
	582	13	7	6					13	13			28.80	4	6 750	
	583	11	4	7					11	11			41.16	1		
	584	27	17	10					27	27	1		32.30	17	8 211	
	587	25	21	4					25	25			37.00	19	6 360	
	588	22	12	10					22	21	1		34.40	11	6 390	
	591	26	18	8					26	26			30.00	15	5 512	
	592	16	10	6					16	16			33.00	8	6 812	
	593	22	9	13					22	22			33.23	6	8 833	
	594	7	6	1					7	7				6	3 083	
	595	5	4			1			4	4				3	7 166	
	596	12	4	8					12	12			34.50	3	6 933	
	597	19	6	13					19	19			43.00	4	9 125	
	599	7	3	4					7	7			30.75	3	5 166	
	600	7	3	4					7	7			36.00	3	6 666	
	601	18	10	8					18	18			46.50	7	7 357	
	602	13	8	5					13	13			31.00	6	8 250	
	603	9	8						9	9				8	8 687	
	604	19	9	10					19	18			32.77	7	9 428	
	605	14	10	4					14	11			46.00	4	9 571	
	606	13	12	1					13	13				11	6 936	
	607	13	8	5					13	13			38.20	8	8 875	
	608	17	9	8					17	17	1		34.14	5	8 300	
	609	20	7	13					20	20			43.07	3	10 666	
	610	15	8	7					15	15			37.25	5	7 300	
	611	19	8	11					19	18			56.10	8	9 250	
	612	7	6	1					7	7				6	14 083	
	613	27	13	14					27	27			33.85	12	9 000	
	614	28	13	15					28	28			70.00	4	13 000	
	615	10	3	7					10	10	8		51.60	2		
	616	10	8	2					10	10				5	11 200	
	617	19	12	7					19	19			42.42	9	10 055	
	618	17	10	7					17	17			39.85	8	10 937	
	619	9	5	3					9	8			58.66	4	8 250	
	620	8	3	5			1		8	8			36.60	2		
	621	14	8	6					14	14			36.33	6	6 833	
	622	15	5	9			1		14	14			39.40	4	7 875	
	623	18	13	5					18	18			38.60	11	8 990	
	624	31	12	19					31	31			37.55	18	8 300	
	625	20	13	6			1		19	19	1		36.00	5	9 025	
	626	26	11	14			1		25	25			47.07	5	8 800	
	627	18	9	9					18	18			44.66	6	11 166	
	628	21	13	8					21	21			47.50	8	11 437	
	629	12	9	3					12	12				9	12 388	
	630	21	13	8					21	21	6		51.87	10	9 900	
	632	11	9	2					11	11				9	18 888	
	633	14	14						14	14				14	9 964	
	634	15	13	2					15	15				12	13 941	
	635	9	8	1					9	8				1	13 500	
	636	1														
	637	13	10	3					13	12				9	11 444	
	638	9	5	4				1	9	9			37.50	5	8 300	
	639	3	2	1					3	3				1		
	640	4	3	1					4	4				2		
	642	9	9						9	9				8	12 525	
	643	21	14	6			1		20	19			47.80	15	12 520	
	644	12	11	1					12	12				10	18 020	
	645	3	3						3	3				3	17 666	
	646	17	13	4					17	17			48.25	13	9 423	
	647	6	4	2					6	6				1		
	648	17	10	7					17	17			47.42	7	16 250	
	649	11	9	2					11	11				1	14 000	
	650	13	11	2					13	13				9	9 611	
	651	16	9	7					16	16			42.14	7	8 388	
	652	15	13	2					15	15				13	13 807	
	653	36	13	20	2	1			33	32			47.75	10	8 750	
	654	9	5	4					9	9			41.00	4	8 250	
	655	18	10	8					18	18			63.33	8	12 812	
	656	21	10	11					21	20			42.40	10	8 312	
	657	11	5	6					11	11			51.33	3	8 666	
	658	19	11	8					19	19			54.87	7	13 785	
	659	6	4	2					6	6				2	10 000	
	660	15	8	7					15	15			51.71	7	9 500	
	661	20	10	9			1		20	19			44.88	8	12 000	
	662	14	7	7					14	13			33.57	4	7 375	
	664	17	8	9			2		17	15			40.42	7	9 357	
	665	18	13	5					18	18	1		40.40	11	9 136	
	666	7	5	2					7	7				4	9 250	
	667	20	12	8					20	20			32.50	4	19 333	
	668	13	7	6					13	13			31.00	7	7 714	

<sup>1</sup>For renter - occupied dwelling units and vacant nonseasonal not dilapidated units, for rent.  
<sup>2</sup>For owner - occupied dwelling units and vacant nonseasonal not dilapidated units, for sale only.

Table 3.—CHARACTERISTICS OF HOUSING FOR WARDS, BY BLOCKS: 1950—Con.

Ward	Block	All dwelling units by occupancy and tenure					All dwelling units by condition and plumbing facilities			Occupied dwelling units				Contract monthly rent <sup>1</sup>		Value <sup>2</sup> of one-dwelling-unit structures	
		Total	Owner occupied	Renter occupied	Vacant non-seasonal not dilap., for rent or sale	Other vacant and non-resident	Number reporting	No private bath or dilap.	No running water or dilap.	Total	Persons per room		Occupied by non-white	Number reporting	Average monthly rent (dollars)	Number reporting	Average value (dollars)
											Number reporting	1.51 or more					
11	307	10	8	2		10			10	10			2	48.33	7	10,928	
	08	11	8	3		11			11	11			3		7	12,857	
	09	18	16	2		18			18	18			2		13	9,315	
	10	2															
	11	6	4	2		6			6	6			2			4	10,625
	12	8	6	2		8			8	8			2			6	11,333
	13	4	4			4			4	4						4	10,750
	14	1															
	15	1															
	16	5	4	1		5			5	5			1			4	12,125
	17	6	6			6			6	6						6	10,666
	18	1															
	19	1															
	20	1															
	21	1															
	22	1															
	23	1															
	24	1															
	25	1															
	26	1															
	27	7	7			7			7	7	1				7	9,928	
	28	7	7			7			7	7					4	10,750	
	29	7	7			7			7	7					4	16,000	
	30	6	6			6			6	6					4	9,833	
	31	7	7			7			7	7					6	11,583	
	32	9	9			9			9	9					6		
	33	8	4	4		8			8	8					3	6,025	
	34	7	5	2		7			7	7					4	5,220	
	35	10	18		1	10			10	10					3	5,066	
	36	18	9	9		18			18	18					17	8,835	
	37	9	8	1		9			9	9					9	11,388	
	38	4	2	2		4			4	4							
	39	10	10			10			10	10					10	10,850	
	40	6	2	4		6			6	6					2		
	41	1				1			1	1							
	42	2				2			2	2							
	43	3	3			3			3	3							
	44	5	3	2		5			5	5					1		
	45	12	8	4		12			12	12					7	7,971	
	46	12	11	1		12			12	12					11	11,045	
	47	5	4	1		5			5	5					4	11,875	
	48	6	3	3		6			6	6					3	10,166	
	49	6	3	3		6			6	6					3		
	50	4	3	1		4			4	4					3	12,333	
	51	10	8	2		10			10	10					7	12,833	
	52	3	2	1		3		1	3	3					7	10,928	
	53	4				4			4	4							
	54	4				4			4	4							
	55	1				1			1	1							
	56	2				2			2	2							
	57	7	4	3		7			7	7					3	9,666	
	58	15	14	1		15			15	15					11	9,227	
	59	12	9	3		12			12	12					9	8,888	
	60	17	13	4		17			17	17					13	9,384	
	61	2				2			2	2							
	62	3	3			3			3	3							
	63	16	14	2		16			16	16					12	11,500	
	64	12	12			12			12	12					12	9,500	
	65	2				2			2	2							
	66	8	8			8			8	8					8	10,537	
	67	3				3			3	3					3	18,833	
	68	3				3			3	3							
	69	6	6			6			6	6					3	17,500	
	70	10	7	3		10			10	10					3	10,000	
	71	12	8	4		12			12	12					7	9,833	
	72	6	5	1		6			6	6					4	13,375	
	73	12	11	1		12			12	12					11	10,681	
	74	11				11			11	11							
	75	8	5	3		8		1	8	8					2	7,460	
	76	11	6	5		11			11	11					2	10,083	
	77	9	7	2		9			9	9					7	10,071	
78	3	3			3			3	3								
79	12				12			12	12					3	3,500		
80	10	7	3		10		1	10	10					11	4,718		
81	10				10			10	10					3	4,100		
82	5	5			5			5	5								
83	15	11	4		15			15	15					4	3,625		
84	6	5	1		6			6	6					1			
85	5	5			5			5	5								
86	6	4	2		6			6	6					2	9,500		
87	10	7	3		10			10	10					3	3,500		
88	10	6	4		10			10	10					4	3,625		
89	13	13			13			13	13					13	11,076		
90	10				10			10	10					6	7,850		
91	11	5	6		11			11	11					5	11,076		
92	14	7	7		14			14	14					1	13,200		
93	8				8			8	8					7	13,714		
94	10	9	1		10			10	10					1	14,187		
95	5	4	1		5			5	5					1	14,375		
96	8	5	3		8			8	8					3	12,000		
97	11	9	2		11			11	11					3	11,375		
98	2				2			2	2								
99	11	9	2		11			11	11					8	14,375		
100	21	16	5		21		3	21	21					5	7,964		
101	15	9	6		15			15	15					5	8,388		

<sup>1</sup>For renter - occupied dwelling units and vacant nonseasonal not dilapidated units, for rent.

<sup>2</sup>For owner - occupied dwelling units and vacant nonseasonal not dilapidated units, for sale only.



Table 3.—CHARACTERISTICS OF HOUSING FOR WARDS, BY BLOCKS: 1950—Con.

Ward	Block	All dwelling units by occupancy and tenure					All dwelling units by condition and plumbing facilities			Occupied dwelling units			Contract monthly rent <sup>1</sup>		Value <sup>2</sup> of one-dwelling-unit structures		
		Total	Owner occupied	Renter occupied	Vacant non-seasonal not dilap., for rent or sale	Other vacant and non-resident	Number reporting	No private bath or dilap.	No running water or dilap.	Total	Persons per room		Occupied by non-white	Number reporting	Average monthly rent (dollars)	Number reporting	Average value (dollars)
											Number reporting	1.51 or more					
11	543	14	13	1					14	14			1		13	7,984	
	545	3	2	1					3	3			1		2		
	546	14	9	5					14	14			5	5 4.00	9	8,988	
	572	3		3					3	3			2				
	574	37	16	20	1				37	36			19	99.52	14	11,642	
	575	27	21	6					26	27			6	72.33	21	13,690	
	577	12	7	5					12	12			5	28.80	4	10,750	
	579	22	12	10				6	22	22	2	1	8	35.12	8	7,137	
	582	13	7	6					12	12			5	28.80	4	6,750	
	583	11	4	7					11	11			6	41.16	1		
	584	27	17	10					27	27		1	10	32.30	17	8,211	
	587	25	21	4					25	25			4	37.00	19	6,368	
	588	22	12	10					22	21		1	10	34.40	11	6,590	
	591	26	18	8					26	26			8	30.00	15	5,513	
	592	16	10	6					16	16			6	33.00	8	6,812	
	593	22	9	13					22	22			13	33.23	6	8,833	
	594	7	6	1					7	7			1		6	8,083	
	595	5	4	4					4	4					3	7,166	
	596	12	4	8					12	12			8	34.50	3	6,933	
	597	19	6	13					19	19			12	43.00	4	9,125	
	599	7	3	4					7	7			4	30.75	3	5,166	
	600	7		4					7	7			4	36.00	3	6,666	
	601	18	10	8					18	18			8	46.50	7	7,350	
	602	13	8	5					13	13			5	31.00	6	8,250	
	603	9	8	9					9	9			1		8	8,687	
	604	19	9	10					19	18			9	32.77	7	9,428	
	605	14	10	4					14	11			4	46.00	7	9,571	
	606	13	12	1					13	13					11	6,933	
	607	13	6	5					13	13			5	38.20	8	8,875	
	608	17	8	8					17	17		1	7	34.14	5	8,300	
	609	20	7	13					20	8			13	43.07	3	10,666	
	610	15	7	8					14	15			8	37.25	3	7,366	
	611	19	8	11					19	18			10	56.10	8	9,250	
	612	7	6	7					7	7			1		9	9,083	
	613	27	13	14					27	27			14	33.85	12	9,000	
	614	8	5	3					8	8			3	70.00	4	13,000	
	615	18	3	15					18	8		8	15	51.60	2	11,200	
	616	10	8	2					10	10			2		5	11,200	
	617	19	12	7					19	19			7	42.42	9	10,055	
	618	17	10	7					17	17			7	39.85	8	10,937	
	619	9	5	3					8	8			3	58.66	4	8,250	
	620	8	3	5		1			8	8			5	36.60	2		
	621	14	8	6					14	1			6	36.33	6	6,833	
	622	15	5	9		1			14	3			10	39.40	4	7,875	
	623	18	13	5					18	18			5	38.60	11	8,990	
	624	31	12	19					31	31			18	37.55	8	8,300	
	625	20	13	6					20	2	2		5	36.00	8	9,025	
	626	26	11	14			1		26	25			14	47.07	5	8,800	
	627	18	9	9					18	1			9	44.66	6	11,166	
	628	21	13	8					21	2			8	47.50	8	11,437	
	629	12	9	3					12	12			1		9	12,388	
	630	21	13	8					21	21			8	51.87	10	9,900	
	632	11	9	2					11	11			2		9	18,888	
	633	14	14						14	14					14	9,964	
	634	15	13	2					15	15			2		12	13,941	
	635	9	8	1					9	8			1		8	13,500	
	636	1															
	637	13	10	3					13	1	1		2		9	11,444	
	638	9	5	4					9	9			4	37.50	5	8,300	
	639	3	2	1					3	3			1		1		
	640	4	3	1					4	4					2		
	642	9	9						9	9					8	12,625	
	643	21	14	6					20	19			5	47.80	15	12,620	
	644	12	11	1					12	12			1		10	18,020	
	645	3	3						3	3					3	17,666	
	646	17	13	4					17	17			4	48.25	13	9,423	
	647	6	4	2					6	6			1		2		
	648	17	10	7					17	17			7	47.42	8	16,250	
	649	11	9	2					10	11			1		6	14,000	
	650	13	11	2					13	1			2		9	9,611	
	651	16	9	7					16	16			7	42.14	9	8,388	
	652	15	13	2					15	15			1		13	13,807	
	653	36	13	20					33	32			20	47.75	10	8,750	
	654	9	5	4			1		9	9			4	41.00	4	8,250	
	655	18	10	8					18	18			6	63.33	8	12,812	
	656	21	10	11					21	20			10	42.40	8	8,312	
	657	11	5	6					11	11			6	51.33	3	8,666	
	658	19	11	8					19	19			8	54.87	7	13,785	
	659	6	4	2					6	6			2		4	10,000	
	660	15	7	7					15	15			7	51.71	8	9,500	
	661	20	10	9				1	20	3			9	44.88	8	12,000	
	662	14	7	7					14	2			7	33.57	4	7,375	
	664	17	8	7					17	2			7	40.42	7	9,357	
	665	18	13	5					18	3	1		5	40.40	11	9,136	
	666	7	5	2					7	7			2		4	9,250	
	667	20	12	8					20	20			8	32.50	6	19,333	
	668	13	7	6				1.0	13	13			6	31.00	7	7,714	

<sup>1</sup>For renter - occupied dwelling units and vacant nonseasonal not dilapidated units, for rent.<sup>2</sup>For owner - occupied dwelling units and vacant nonseasonal not dilapidated units, for sale only.

HOUSING-BLOCK STATISTICS

Table 3.—CHARACTERISTICS OF HOUSING FOR WARDS, BY BLOCKS: 1950—Con.

Ward	Block	All dwelling units by occupancy and tenure					All dwelling units by condition and plumbing facilities			Occupied dwelling units			Contract monthly rent <sup>1</sup>		Value <sup>2</sup> of one-dwelling-unit structures	
		Total	Owner occupied	Renter occupied	Vacant non-seasonal not dilap., for rent or sale	Other vacant and non-resident	Number reporting	No private bath or dilap.	No running water or dilap.	Total	Persons per room		Number reporting	Average monthly rent (dollars)	Number reporting	Average value (dollars)
											Number reporting	1.51 or more				
11	669	8	4	4					8	8			4	35.00	2	
	670	21	10	11					21	21			1	31.36	7	8.642
	671	15	9	5		1			15	14			4	22.00	6	5.916
	672	17	8	9					17	17			2	46.50	6	9.450
	673	14	8	6					14	14			2	7.50	7	7.500
	674	15	9	6					15	15		1		26.83	8	7.062
	675	21	6	13		1		1	21	19			1	47.58	4	9.750
	676	17	8	9					17	17			1	37.00	3	8.166
	677	50	28	21		1			49	49		2		36.04	2	6.414
	678	12	5	6		1			12	11			2	50.66	5	9.000
	679	13	5	8					13	13			7	60.12	3	11.000
	680	15	8	7					15	15			7	44.14	7	12.428
	681	21	9	12					21	21			10	41.60	6	10.166
	682	11	6	5					11	11			4	39.25	5	12.400
	683	13	5	8					13	13			7	48.57	4	15.825
	686	11	11						11	11			10	18.650	9	18.650
	688	9	9						9	9			9	15.111	10	15.111
	689	14	9	5					14	14			5	40.00	8	13.250
	690	1							1	1						
	697	13	10	3					13	13			1		9	9.555
	698	11	7	4					11	11			3	61.66	7	9.514
	699	10	9	1					10	10			1		9	10.444
	700	7	6	1					7	7			1		7	10.444
	701	14	7	6		1	1		14	13			4	61.50	5	11.400
	702	7	3	3					7	6			4	80.00	5	10.200
	703	16	10	5			1		16	15			5	51.00	2	8.571
	704	17	9	8			1		17	17			5	44.00	7	8.300
	705	23	4	18		1			23	22			1	39.52	5	8.300
	706	10	8	2					10	10			1		2	15.000
	707	16	12	4					16	16			1		4	9.833
	708	16	13	3					16	16			3	35.00	11	10.363
	709	13	7	6					13	12			5	36.40	4	8.250
	710	5	5						5	5			5		4	12.000
	711	10	3	7					10	10			7	57.42	2	
	712	9	4	5					9	9			5	47.60	3	9.166
	713	7	6	1					7	7			1		6	9.166
	714	5	2	3					5	5			3	64.66	1	
	715	2							2							
	716	6	5	1					6	6			1		2	
	717	1							1							
	718	33	8	25					33	33			2	63.25	3	9.000
	719	12	5	7					12	12			6	52.66	4	13.750
	720	19	9	10					19	19			10	61.50	6	13.833
	721	4	4						4	4					3	23.666
	722	5	5						5	5					5	20.600
	723	20	16	4					20	20			4	69.00	1	13.338
	724	26	14	12					26	26			11	49.09	7	11.071
	739	4	4						4	4					4	17.500
	740	4	8	36					4	4			1		4	9.500
	741	1							1	1			3	63.61	4	
	742	23	16	7					23	22		1	6	55.83	13	17.692
	743	6	4	2					6	6			2		4	16.750
	744	16	10	6					16	16			6	48.83	9	11.538
	745	7	5	2					7	7			1		4	13.875
	746	5	2	2					5	4			1		2	
	747	6	3	3		1			6	6			2		2	
	748	34	24	10					34	33			10	42.60	18	11.666
	749	1							1							
	750	8	6	2					8	8			2		4	9.250
	751	8		8					8	8			8	32.00		
	752	26	13	13					26	26			13	56.07	8	15.250
	753	45	5	39		1			44	44		1	3	49.68	3	25.000
	754	17	8	9					17	14			5	45.25	6	7.000
	755	17	4	13					17	17			1	49.75	1	
	756	17	8	9					17	17			1	44.22	5	11.400
	757	13	9	4					13	13			4	55.00	7	9.500
	758	19	11	8					19	19			7	35.28	9	10.166
	759	15	10	3		2			15	12			9		6	12.666
	760	7		7					7	7			7	57.14		
	761	2							2							
	762	5	4	1					5	5			1		3	10.666
	763	23	4	17		2			23	21			1	66.18	2	
	764	6	4	2					6	6			1		4	15.500
	765	8	5	3					8	8			1		2	
	766	46	4	42					45	45			4	81.43	4	
	767	9	3	4		2			9	7			4	100.75	3	17.000
768	9	2	7					9	9			4	91.66	1		
769	4	2	2					4	4			6				
770	4	3	2					4	4			1				
771	1				1			1	3			1		2		
772	17	3	14					17	17			1	104.28	3	35.000	
773	27	1	26					27	27			2	118.84	1		
774	1							1								
776	7	6	1					7	7			1		6	20.000	
11	PART IN BLOCK AREA E															
	353	1														

<sup>1</sup>For renter - occupied dwelling units and vacant nonseasonal not dilapidated units, for rent.  
<sup>2</sup>For owner - occupied dwelling units and vacant nonseasonal not dilapidated units, for sale only.

Table 3.—CHARACTERISTICS OF HOUSING FOR WARDS, BY BLOCKS: 1950—Con.

Ward	Block	All dwelling units by occupancy and tenure					All dwelling units by condition and plumbing facilities			Occupied dwelling units			Contract monthly rent <sup>1</sup>		Value <sup>2</sup> of one-dwelling-unit structures		
		Total	Owner occupied	Renter occupied	Vacant non-seasonal not dilap., for rent or sale	Other vacant and non-resident	Number reporting	No private bath or dilap.	No running water or dilap.	Total	Persons per room	Occupied by non-white	Number reporting	Average monthly rent (dollars)	Number reporting	Average value (dollars)	
11	PART IN BLOCK AREA E																
	354	12	8	4		12			12	12		4	56.50	8	11,375		
	355	3				3			3	3				3	12,333		
	356	2	3			5			5	5		1		3	11,333		
	357	5	4	1		7			7	7		2		3	14,833		
	358	7	5	2		14			14	14		1		13	10,346		
	359	14	13	1		15			15	15		2		13	13,307		
	360	15	13	2		13			13	13		13		13	17,500		
	361	13	13			23			23	22		11	59.45	7	15,857		
	362	23	11	11		4			4	4				5	21,000		
	363	1				6			6	6				6	15,333		
	402	4	4			4			4	4		4	58.25	3	28,000		
	403	10	6	4		6			6	6				6	15,333		
	404	6	6			4			4	4				4	25,000		
	405	4	4			39			39	39		36	31.22	1			
	406	41	3	38													
12	5	3		2		3		1	3	2		2					
	6	4	1	3		3		3	4	2	1	3	16.00				
	7	2															
	10	29	21	8		29	19	1	29	26		7	27.71	20	4,890		
	11	2															
	13	11	5	6		11	6	1	11	11		5	26.40	4	52,500		
	15	3	3			3	1		3	3		3	6.00	3	6,600		
	36	31	25	6		31	22		31	31		4	29.75	22	7,818		
	37	26	20	4	1	26	22		24	24		5	35.60	19	7,621		
	38	34	29	5		34	5		34	34		4	30.75	28	6,839		
	39	1															
	41	31	26	5		31	1		31	31		5	27.20	25	6,588		
	44	30	15	15		30	17	6	30	30		14	21.21	14	41,644		
	45	18	10	7	1	18	5		17	15	2	7	26.42	7	5,785		
	46	9	7	2	1	9	6		9	9	1	2		6	5,583		
	47	42	32	10		42	9		42	42		10	33.50	26	5,700		
	48	14	10	4		14	4		14	14		4	30.50	7	5,214		
	49	14	10	4		14	2		14	14		4	26.00	9	4,666		
	50	1															
	76	20	14	6		20	6		20	20		6	33.00	10	6,910		
	77	10	7	3		10	5		10	10		3	26.66	7	4,500		
	78	2															
	79	24	10	14		24	9	1	24	24	1	13	35.07	6	6,750		
	80	13	10	2		13	2		12	12		2		10	5,830		
	81	22	11	11		22	5		22	22		10	31.20	9	7,444		
	82	35	13	20		35	13		33	33	1	17	31.00	8	7,137		
	83	23	15	8		23	4		23	23		5	32.40	10	8,050		
	84	8	6	1	1	8	8		7	7		1		3	7,000		
	85	20	13	7		20	3	1	20	20		6	36.50	12	6,791		
	86	41	34	7		41	8	1	41	41	1	7	26.57	29	5,258		
	87	31	13	18		31	6		31	31		18	33.27	10	7,410		
	88	6	5	1		6	6		6	6		1		5	8,540		
	93	6	6			6	6		6	6		6		6	8,666		
	94	10	9	1		10	10		10	10		1		8	8,937		
	106	8	7	1		8	8		8	8		1		7	9,228		
	108	10	10			10	10		10	10				10	9,370		
	109	4	4			4	4		4	4				4	8,875		
	110	8	8			8	8		8	8		3		10	11,423		
	111	9	6	3		9	9		9	9			38.66	6	9,333		
	112	10	9	1		10	10		10	10		1		9	8,277		
	113	8	6	2		8	8		8	8		2		5	9,900		
	114	1															
	120	9	5	4		9	9		9	9		4	96.25	5	6,400		
	121	13	10	3		13	13		13	13	1	3	31.00	10	7,150		
	122	14	9	5		14	14		14	14		3	29.00	8	7,873		
	123	8	7	1		7	7		7	7		1		6	7,700		
	124	4	4			4	4		4	4				3	10,000		
	125	6	5	1		6	6		6	6		1		5	8,700		
	127	9	6	3		9	9		9	9		1		4	7,625		
	128	1															
	130	11	10	1		11	2		11	11				9	7,666		
	131	23	10	13		23	7		23	23		12	44.00	5	8,200		
	132	5	1	4		5	2	2	5	5		1		1			
	133	4	1	3		4	4		4	4	1	3	27.50				
	134	21	9	12		21	4		21	21		12	28.56	5	6,700		
	135	12	5	7		12	2		12	12		7	41.66	4	8,450		
	136	12	10	2		12	2		12	12		2	27.57	9	7,166		
	137	16	8	8		16	6		16	16		7	30.42	3	7,200		
	139	27	7	17		27	6		24	24		19	52.10	4	12,000		
	140	38	16	21	3	38	5	3	37	37	10	17	31.41	10	7,000		
	141																
	142	28	18	10		28	4		28	28		9	41.88	13	8,038		
	143	14	9	5		14	4		14	14		6	24.00	4	7,625		
	144	9	5	4		9	2		9	9		1		7	8,285		
	145	4	4	1		4	4		4	4		1	25.50	5	8,300		
	146	12	11	1		12	4		12	12		4		2			
	147	8	7	1		8	1		8	8		1		11	6,363		
	148	13	5	8		13	8		13	13		7	29.28	5	7,800		
	195	2												4	7,250		
	196	22	17	5		22	1		22	22	1	5	32.40	12	6,916		
	197	5	5			5			5	5				4	4,625		

<sup>1</sup>For renter - occupied dwelling units and vacant nonseasonal not dilapidated units, for rent.  
<sup>2</sup>For owner - occupied dwelling units and vacant nonseasonal not dilapidated units, for sale only.

Table 3.—CHARACTERISTICS OF HOUSING FOR WARDS, BY BLOCKS: 1950—Con.

Ward	Block	All dwelling units by occupancy and tenure					All dwelling units by condition and plumbing facilities			Occupied dwelling units			Contract monthly rent <sup>1</sup>		Value of one-dwelling-unit structures		
		Total	Owner occupied	Renter occupied	Vacant non-seasonal not dilap., for rent or sale	Other vacant and non-resident	Number reporting	No private bath or dilap.	No running water or dilap.	Total	Persons per room		Number reporting	Average monthly rent (dollars)	Number reporting	Average value (dollars)	
											Number reporting	1.51 or more					Occupied by non-white
12	198	19	15	4		19	2		19	19							
	199	14	5	8	1	13			13	12							
	200	31	21	10		31	7		31	31			10				
	201	18	13	5		18			18	18							
	202	15	11	4		14	1		15	15							
	203	33	11	22		33			33	33	1		22				
	204	17	14	3		17			17	17							
	205	18	17	1		18	2		18	18							
	206	7	6	1		7			7	7							
	210	10	8	2		10			10	10							
	211	6	3	3		6			6	6							
	212	5	4	1		5	1		5	5				3	35.00	3	81.66
	216	2												1		4	63.25
	217	1															
	218	22	17	5		22			22	22							
	219	20	14	6		20	3		20	20							
	220	18	13	5		18			18	18							
	221	10	7	3		9			10	10							
	222	13	11	2		13	2		13	13	2						
	223	28	24	4		28	1	1	28	28							
	224	2															
	227	3	3				3			3	3						
	228	2															
	230	15	15			15			15	15							
	231	9	6	3		9	2		9	9							
	232	29	23	5		26	2		28	25							
	236	3	3			3			3	3				3	31.00	20	84.25
	237	9	8	1		9			9	9				1		7	91.66
	238	2				2			2	2							
	239	19	17	2		19	2		19	19							
	241	6	5	1		6			6	6							
	242	5	4	1		5	1		5	5							
	243	6	4	2		6	2		6	6							
	244	3	1	1		3	2	1	2	2							
	245	1															
	331	1															
	333	2															
	334	6	4	2		6	1		6	6							
	335	4	3	1		4	2		4	4							
	338	1															
	339	6	5	1		6			6	6							
	343	12	12			12			12	12							
	344	21	14	7		21			21	21							
	348	51	46	5		51	2	1	51	51							
	349	66	60	5	1	66			65	65							
	352	4	3	1		4			4	4							
	353	6	4	2		6			6	6							
	354	3	3			3			3	3							
	355	17	14	3		17	2		17	17							
	363	1															
	368	2															
	371	2															
	553	4	4			4			4	4							
	556	38	36	2		38			38	38							
	557	56	49	6		56	1	1	55	55							
	558	80	75	4	1	80			79	79							
	559	46	43	1	1	46			44	44							
	560	5	1	4		5	2		5	5							
	816	2															
	817	10	9		1	10			9	9							
	820	2															
	824	1															
	825	2															
	827	24	21	1	2	24	1		22	22							
	828	6	6			6			6	6							
	829	1															
	830	3	3			3			3	3							
831	1																
832	1																
833	2																
834	5	4		1	5			4	4								
836	3	2	1		3			3	3								
837	3	3			3			3	3								
838	2																
839	2																
840	2																
841	5	5			5			5	5								
842	2																
843	2																
844	1																
846	2																
13	791	7	7			7			7	7							
	792	5	5			5			5	5							
	793	1															

<sup>1</sup>For renter - occupied dwelling units and vacant nonseasonal not dilapidated units, for rent.  
<sup>2</sup>For owner - occupied dwelling units and vacant nonseasonal not dilapidated units, for sale only.

Table 3.—CHARACTERISTICS OF HOUSING FOR WARDS, BY BLOCKS: 1950—Con.

Ward	Block	All dwelling units by occupancy and tenure					All dwelling units by condition and plumbing facilities			Occupied dwelling units			Contract monthly rent <sup>1</sup>		Value <sup>2</sup> of one-dwelling-unit structures	
		Total	Owner occupied	Renter occupied	Vacant non-seasonal not dilap., for rent or sale	Other vacant and non-resident	Number reporting	No private bath or dilap.	No running water or dilap.	Total	Persons per room		Number reporting	Average monthly rent (dollars)	Number reporting	Average value (dollars)
											Number reporting	1.51 or more				
13	794	1														
	795	2														
	796	23	15	7	1	23			22	22		5	73.20	13	19038	
	797	7	6	1		7			7	7				6	15666	
	798	3	3			3			3	3				3	38333	
	799	1														
	800	14	7	7		14			14	13		6	64.16	3	21000	
	801	9	4	5		9			9	8		5	58.00	4	19250	
	802	23	12	11		23			23	23		11	41.90	11	7181	
	803	7	2	5		7			7	7		5	59.40	1		
	804	33	10	22	1	33	1		32	32		19	58.05	8	22750	
	805	8	4	4		8	2		8	8		3	86.66	4	17500	
	806	3	1	2		3	1		3	3		1				
	808	18	10	8		18	4	1	18	18		8	48.50	9	14555	
	809	7	5	2		7			7	7		2		3	10000	
	810	26	17	9		26	2		26	26		9	44.00	13	9500	
	811	6	6			6			6	6		6		6	10000	
	812	5	4	1		5			5	4		1		4	15250	
	813	17	13	4		17			17	17		4	46.25	12	8066	
	814	17	7	10		17	1		17	16		10	52.90	5	9900	
	815	13	6	6		13		1	12	12		5	50.00	5	14400	
	816	14	8	6		14			14	14		5	59.00	7	16071	
	817	15	12	3		15	4		15	15		3	40.00	8	10000	
	818	15	11	4		15			15	15		3	47.66	10	12700	
	819	2														
	820	7	4	2	1	7			6	6		2		3	13666	
	821	8	7	1		8			8	8		1		7	18428	
	822	8	7	1		8			8	8		1		4	15250	
	823	14	9	5		14	1		14	14		5	42.80	8	8812	
	824	19	13	6		19			19	19		6	43.50	12	7958	
	825	12	5	5	2	12			10	10		4	53.00	4	14875	
	826	12	7	5		12			12	12		5	73.80	4	13500	
	827	1														
	830	6	5	1		6			6	6		1		5	8400	
	831	5	4	1		5			5	5		1		4	6750	
	844	4	4			4			4	3				2		
	845	1														
	846	8	7	1	1	7			7	6		1		4	26250	
	847	6	6			6			7	7				5	16000	
	848	16	14	2		16			16	16		1		12	12908	
	849	9	5	4		9			9	9		3	77.66	3	16666	
	850	5	4	1		5			5	5		1		4	12125	
	851	5	2	2	1	5			5	4		2		1	3	
	852	3				3			3	3				3	12500	
	853	23	12	10	1	23	1		22	22		10	44.90	9	12888	
	854	14	19		1	33	2		33	33		18	52.38	12	9416	
	855	32	10	22		32	3	1	32	32		21	48.47	5	10500	
	856	18	11	7		18	2		18	18		11	47.00	6	11833	
	857	32	23	9	1	32	9		31	30		9	42.22	16	6612	
	858	41	31	9	1	40	15		40	39		7	38.28	28	4842	
	859	2														
	860	9	6	3		9			9	9		3	49.33	6	9633	
	861	17	10	7		17	8		17	17		7	52.00	7	8857	
	862	11	7	3		11			11	11		3	35.66	4	9500	
	863	14	8	6		14			14	14		8	68.25	4	11375	
	864	12	6	5		12			12	12		5	42.00	6	9000	
	865	14	7	7		14	1		14	14		8	56.50	6	10583	
	866	14	9	5		14			14	14		8	46.75	5	7400	
	867	28	17	11		27			28	27		7	44.57	14	9092	
	868	30	9	21		30			30	30		1	60.42	9	13611	
	869	9	7	2		9			9	9		2		6	12250	
	870	9	8	1		9			9	9		1		7	15714	
	871	11	10	1		11			11	11		1		9	12500	
	872	11	6	3		11			11	11		3	41.66	8	12375	
	873	15	10	5		15			15	15		4	55.00	8	12375	
	874	1														
	875	12	11	1		12			12	12		1		10	12050	
	876	12	9	3		12			12	12		3	51.66	8	9125	
	877	4	4			4			4	4				4	9750	
	879	4	4			4			4	4				4	7250	
	880	8	8			8			8	8				8	7000	
	896	2														
	902	11	10		1	11			10	10				10	10200	
	903	7	6	1		7			7	7				6	8983	
	904	16	12	4		16			16	16		4	40.75	11	9954	
	905	17	15	2		17			17	17		2		15	8106	
	906	12	8	4		12			12	12		4	43.75	8	8562	
	907	6	5	1		6			6	6		1		5	8900	
	908	22	18	4		22	2		22	22		4	49.50	15	10233	
	909	20	17	3		20			20	20		3	59.00	15	10953	
	910	10	10			10			10	10				9	10944	
	911	11	9	2		11	3		11	11		2		8	11062	
	912	16	13	3		16			16	16		3		11	11181	
	913	17	14	2		17			16	16		2	73.00	14	13728	
	914	19	17	2		19			19	19		2		15	13366	
	915	27	14	11	2	27			25	25		11	46.90	14	12350	
	916	9	8	1		9			9	9		1		8	11500	

<sup>1</sup>For renter - occupied dwelling units and vacant nonsensonal not dilapidated units,for rent.  
<sup>2</sup>For owner - occupied dwelling units and vacant nonsensonal not dilapidated units,for sale only.

Table 3.—CHARACTERISTICS OF HOUSING FOR WARDS, BY BLOCKS: 1950—Con.

Ward	Block	All dwelling units by occupancy and tenure					All dwelling units by condition and plumbing facilities			Occupied dwelling units				Contract monthly rent <sup>1</sup>		Value <sup>2</sup> of one-dwelling-unit structures	
		Total	Owner occupied	Renter occupied	Vacant non-seasonal not dilap., for rent or sale	Other vacant and non-resident	Number reporting	No private bath or dilap.	No running water or dilap.	Total	Persons per room		Occupied by non-white	Number reporting	Average monthly rent (dollars)	Number reporting	Average value (dollars)
											Number reporting	1.51 or more					
13	917	51	15	36		51			51	51			35	46.08	13	10,076	
	918	4	4			4			4	4					4	11,250	
	919	17	12	5		15			17	15			4	38.25	11	8,163	
	920	10	7	3		10			10	10			3	65.00	6	12,583	
	921	22	18	4		22			22	22			4	37.75	15	10,166	
	922	11	11			11			11	11			11	7.000	11	7,000	
	923	12	9	3		12			12	12			3	51.33	9	6,788	
	924	26	20	6		26			26	26			6	44.83	20	9,650	
	925	32	19	13		32			32	32			12	51.00	13	9,730	
	926	39	20	19		39	4		39	39	1		19	45.52	15	10,266	
	927	27	21	6		27	2		27	27			6	45.00	17	8,029	
	928	18	10	8		18	6		18	18			6	41.16	4	9,500	
	930	27	22	5		27	2	1	27	27			5	34.20	21	8,047	
	931	2															
	932	9		6		9	8	8	9	9			6	17.16			
	933	18	15	3		18			18	18			2		14	9,928	
	934	8	8			8			8	8			8		8	8,625	
	935	8	7	1		8			8	8			1		6	7,000	
	936	25	21	4		25			25	25			3	42.66	20	8,050	
	937	21	18	2	1	21	2		20	20	1		2		17	8,117	
	938	15	1	14		15			15	15			14	81.28	1		
	940	16	13	2	1	16			16	16			1		12	17,250	
	941	16	12	4		16			16	16			3	48.33	12	10,666	
	942	15	13	2		15			15	15			2		13	11,769	
	943	14	12	2		14			14	14			2		12	12,500	
	946	15	14	1		15			15	15			1		13	12,153	
	947	10	8	2		10			10	10			1		8	12,125	
	948	18	14	4		18			18	18			4	63.25	14	11,000	
	949	17	14	2	1	17			16	16			1		14	11,428	
	950	18	16	2		18			18	18			1		16	10,125	
	951	22	17	3	2	22			20	20			4	55.25	15	10,433	
	967	24	14	10		24	3	2	24	24			10	34.50	14	9,750	
	968	20	19	1		20			20	20			1		19	12,052	
	969	7	4	3		7			4	4					4	12,000	
	970	13	13			13			13	13					7	12,857	
	971	13	13			13			13	13					13	18,692	
	972	4	3	1		4			3	3					9	16,444	
	975	31				31			29	29			42	83.50			
	976	10	10		11	20			11	11			30	89.50			
	977	17	14	3		17			14	14			17	85.05			
	978	15	13	2		15			13	13			15	82.00			
	979	63	40	22		63			40	40			61	86.11			
	980	8	6	2		8			8	8			2		6	7,333	
	981	1				1			1	1							
	982	2				2			2	2							
14	237	4	3	1		4	3	1	4	4					3	6,166	
	436	1				1			1	1							
	477	6	6			6			6	6					6	5,033	
	510	31	29	2		31	2	1	31	31			2		29	5,893	
	528	3	3			3			3	3					3	16,666	
	534	3	3			3			3	3					3	5,733	
	535	4	3	1		4			4	4			1		3	4,000	
	536	2				2			2	2					2		
	544	7	6	1		7	2		7	6			1		6	5,566	
	545	6	5	1		6	3	1	6	6			1		5	4,300	
	546	27	5	1		21			6	6					5	1,740	
	561	64	1	63		64			64	64			63	34.98	1		
	566	2				2			2	2							
	567	2				2			2	2							
	569	1				1			1	1							
	570	14	9	5		14		1	14	14			4	39.00	6	8,833	
	571	4	4			4			4	4							
	586	2				2			2	2							
	588	6	5	1		6			6	6			1		5	7,400	
	589	12	10	2		12		2	12	12			2		10	7,140	
	590	2				2			2	2							
	593	2				2			2	2							
	595	1				1			1	1							
	597	8	5	3		8			8	8			3	24.66	4	7,500	
	599	1				1			1	1							
	619	6	5	1		6			6	6			1		5	6,300	
	628	1				1			1	1							
	631	1				1			1	1							
	632	21	17	4		21			21	21			4	33.25	16	7,675	
	633	10	9	1		10			10	10			1		9	6,622	
	635	10	8	2		10			10	10			2		8	7,875	
	636	5	4	1		5			5	5			1		4	12,875	
	637	7	6	1		7			7	7			1		6	7,500	
	642	1				1			1	1							
	643	247	14	231	1	1			246	244	2	1	228	36.22	11	7,590	
	686	100		100		100		2	100	100			100	36.98			
	687	28		28		28			28	28			28	36.03			
	688	15	6	9		15		6	15	15			7	38.00	5	9,400	
	689	37	26	11		37		3	37	37			11	33.45	21	8,233	
	690	2				2			2	2							

<sup>1</sup>For renter - occupied dwelling units and vacant nonseasonal not dilapidated units, for rent.

<sup>2</sup>For owner - occupied dwelling units and vacant nonseasonal not dilapidated units, for sale only.

Table 3.—CHARACTERISTICS OF HOUSING FOR WARDS, BY BLOCKS: 1950—Con.

Ward	Block	All dwelling units by occupancy and tenure					All dwelling units by condition and plumbing facilities			Occupied dwelling units				Contract monthly rent <sup>1</sup>		Value <sup>2</sup> of one-dwelling-unit structures	
		Total	Owner occupied	Renter occupied	Vacant non-seasonal not dilap., for rent or sale	Other vacant and non-resident	Number reporting	No private bath or dilap.	No running water or dilap.	Total	Persons per room	Occupied by non-white	Number reporting	Average monthly rent (dollars)	Number reporting	Average value (dollars)	
										Number reporting	1.51 or more						
14	691	22	11	11		22			22	22		11	37.45	9	7,388		
	692	27	23	4		27	3		27	27		3	23.00	23	6,117		
	693	2															
	694	1															
	707	2															
	734	1															
	739	2															
	740	12	6	5		12		1	11	11		5	22.80	6	4,583		
	741	11	5	6		11			11	11		5	24.20	4	5,750		
	742	15	10	4	1	15			14	14		4	29.50	10	5,150		
	744	6	3	3		6			6	6		1		2			
	747	11	10	1		11	2	1	11	11		1		9	5,644		
	748	13	7	6		13	1	1	13	13		5	31.20	6	7,633		
	749	22	14	7		22	5		21	21	1	7	30.42	14	5,071		
	750	14	11	3		14			14	14		2		11	5,681		
	751	18	15	2	1	18			17	17		2		14	7,035		
	779	18	3	15		18			18	18	1	15	47.13	1			
	780	9	5	4		8	3		9	9	1	3	24.66	3	5,666		
	781	19	7	12		19			19	19		11	25.45	4	9,500		
	782	25	12	13		25	5		25	24		12	28.66	9	6,277		
	783	8	1	7		8			8	8		7	29.57				
	784	12	5	7		12	1		12	12		7	39.71	4	7,000		
	785	15	12	3		15	4	1	15	15		3	31.66	12	4,758		
	787	10	9	1		10			10	10		1		9	7,144		
	788	7	4	3		7	1		7	7	1	3	21.00	2			
	789	4	4	1		4			4	4		1					
	791	14	13		1	14			13	13				13	7,153		
	793	10	9	1		10			10	10		1		8	6,650		
	795	2															
	798	2															
	807	1															
	808	1															
	809	3	2	1		3	1		3	3		1		1			
	810	8	5	1		8			8	8				7	5,785		
	811	6	5	1		6	1		6	6		1		4	6,000		
	812	5	5			5	2		5	5				5	4,740		
	813	36	20	16		36	8		36	34	1	12	22.83	20	5,425		
	814	14	9	5		14	2		14	14		3	21.66	9	6,500		
	817	9	4	5		9			9	9		4	22.75	4	6,000		
	818	10	7	3		10	1		10	10		3	38.33	6	6,833		
	819	24	20	4		24	8		24	24		4	24.50	19	5,578		
	820	21	12	9		21	11	1	21	21	1	9	26.44	9	5,444		
	821	14	12	2		14	2	1	14	14		2		11	5,900		
	822	39	19	20		39	2		39	39	2	18	32.33	16	6,543		
	823	16	10	6		16	3		16	16		5	39.60	8	5,250		
	824	20	12	8		20			20	20		5	25.80	10	6,700		
	826	1															
	829	1															
	871	21	17	4		21	1		21	21		3	28.00	15	5,180		
	872	6	5	1		6			6	6		1		5	5,940		
	873	20	11	9		20	2		20	20		9	32.88	11	6,290		
	874	6	5	1		6			6	6		1		5	7,900		
	875	25	20	5		25	4		25	25		15	23.20	20	5,950		
	876	24	13	11		24			24	24		9	35.22	13	6,615		
	877	10	9	1		10			10	10		1		7	6,557		
	878	6	6			6			6	6				6	8,266		
	879	4	4			4			4	4				4	6,400		
	880	2	2			2			2	2				2	6,250		
	881	8	6	2		8			8	8		2		6	7,961		
	882	25	17	8		24			25	24		8	31.12	13	5,458		
	885	15	12	3		14	7	3	15	14		3	21.00	12	5,458		
	887	2												4	7,125		
	888	10	6	4		10	1		10	10		2		2			
	889	16	4	4		16	3		16	16		2		4			
	890	26	22	4		26	9	4	26	25	1	4	30.00	22	5,368		
	891	3	3			3	1		3	3				2			
	892	1															
	893	8	4	4		8	4	4	8	8		4	24.75	4	5,475		
	894	30	26	4		30	2	4	30	29		4	28.25	24	7,008		
	895	41	29	11		40	12	1	40	38	3	11	20.00	24	6,341		
	896	10	8	2		10			10	8		2		8	6,400		
	899	2															
	900	10	10			10	1		10	10				10	6,270		
	901	29	16	13		29	1	1	29	29		13	30.69	16	6,281		
	902	7	6	1		7			7	7		1		5	6,333		
	903	5	5			5			5	5				5	6,480		
15	4	1															
	5	7	3	3	1	5	1	1	6	4	1	3	66.66	1	11,550		
	6	6	4			6			6	6				4	10,437		
	7	16	16			16			16	16				16	10,333		
	8	15	15			15			15	15				15	10,333		
	9	19	19			19			19	19				18	12,611		
	10	19	19			19			19	19				18	10,938		
	11	22	22			22			22	22				19	9,878		
	12	23	23			23			23	23				22	9,772		

<sup>1</sup>For renter - occupied dwelling units and vacant nonseasonal not dilapidated units, for rent.<sup>2</sup>For owner - occupied dwelling units and vacant nonseasonal not dilapidated units, for sale only.

### HOUSING—BLOCK STATISTICS

Table 3.—CHARACTERISTICS OF HOUSING FOR WARDS, BY BLOCKS: 1950—Con.

Ward	Block	All dwelling units by occupancy and tenure					All dwelling units by condition and plumbing facilities			Occupied dwelling units			Contract monthly rent¹		Value² of one-dwelling-unit structures		
		Total	Owner occupied	Renter occupied	Vacant non-seasonal not dilap., for rent or sale	Other vacant and non-resident	Number reporting	No private bath or dilap.	No running water or dilap.	Total	Persons per room		Occupied by non-white	Number reporting	Average monthly rent (dollars)	Number reporting	Average value (dollars)
											Number reporting	1.51 or more					
15	13	26	25	1					26	26			1		25	9,360	
	14	8	7	1				8	8					7	15,285		
	16	2															
	17	2															
	18	2															
	19	4	4						4	4					4	9,750	
	20	3	3						3	3					3	12,333	
	21	5	5						5	5					5	9,220	
	22	5	5						5	5					5	10,000	
	23	1															
	24	8	8						8	8					7	13,057	
	25	23	22	1					23	23					21	10,423	
	26	24	24			1			24	24				1	23	10,900	
	27	23	23						23	25				1	23	10,600	
	28	24	23	1					24	24				1	15	10,186	
	29	16	15	1					16	16				1	13	10,034	
	30	14	13	1					14	14					5	10,800	
	31	5	5						5	5					5	11,928	
	32	5	5						5	5					5	14,500	
	33	22	22						22	22					4	13,500	
	34	6	5	1					6	6					4		
	35	4	4						4	4							
	36	1															
	37	1															
	38	11	9	1		1			11	10				1	6	11,500	
	39	5	5						5	5					5	12,400	
	40	3	3						3	3					3	12,166	
	42	5	5						5	5					5	10,000	
	64	1															
	82	1															
	86	2															
	88	1															
	92	1															
	93	3	2	1					3	3				1	2		
	94	3	1	2					3	3	3	3		2	1		
	96	2															
	97	2															
98	4	3	1					4	4		1		1	3	8,733		
99	1																
100	14	14						14	14					14	11,821		
102	8	8						8	8					7	14,000		
103	13	13						13	2	2	13			10	9,900		
104	1																
105	2																
106	2				1												
111	6	4	1		1			6	1	1	5		1	3	7,000		
112	1																
113	8	7	1					8	8				1	7	7,928		
114	1																
116	2																
117	7	6	1					7	7				1	6	10,416		
119	1																
120	1																
127	2																
137	1																
139	3	1	2					3	3				2				
144	1																
145	1																
147	1																
148	2																
151	1																
152	1																
153	2																
154	46	41	5					42	21	1	46	46	4	3	46.66	10	9,350
156	3	3						3	3					3	11,000		
159	7	6	1					7	7				1	6	9,000		
160	3	3						3	3	1	3			3	6,166		
162	5	5						5	5					5	11,300		
165	6	2	4					6	6				4	1			
167	1																
169	7	6	1					7	7			1	1	4	18,000		
172	9	9						9	9					8	9,750		
173	7	5	2					7	7	1	7		2	1			
174	12	9	2		1			12	11		11		1	9	8,355		
175	1																
176	2																
178	3																
179	3	3						3	3								
180	1																
182	2																
184	1																
185	30	29	1					30	29		30		1	1			
190	4	3	1					4	2		4		1	3	13,333		
191	1																
192	2																
242	6	5	1					6	6				1	5	9,700		
244	9	8	1					9	9					8	10,250		
245	11	10	1					11	11				1	10	9,830		
246	6	6						6	6					2			
248	8	7	1					8	8				1	6	10,150		
249	2																

¹For renter-occupied dwelling units and vacant nonseasonal not dilapidated units, for rent.  
²For owner-occupied dwelling units and vacant nonseasonal not dilapidated units, for sale only.



Table 3.—CHARACTERISTICS OF HOUSING FOR WARDS, BY BLOCKS: 1950—Con.

Ward	Block	All dwelling units by occupancy and tenure					All dwelling units by condition and plumbing facilities			Occupied dwelling units			Contract monthly rent <sup>1</sup>		Value <sup>2</sup> of one-dwelling-unit structures	
		Total	Owner occupied	Renter occupied	Vacant non-seasonal not dilap., for rent or sale	Other vacant and non-resident	Number reporting	No private bath or dilap.	No running water or dilap.	Total	Persons per room		Number reporting	Average monthly rent (dollars)	Number reporting	Average value (dollars)
											Number reporting	1.51 or more				
15	250	1							4	4						
	254	2										2			1	
	255	1														
	261	12	7	5		12	1		12	12		4	27.50	7	9,214	
	264	10	3	6		10			9	9		5	35.60	2		
	265	4	4			4			4	4				4	10,275	
	266	15	10	5		15			15	15		5	48.00	10	8,680	
	267	8	6	2		8			8	8		2		6	8,583	
	271	8	6	2		8	2		8	8	1	2		5	7,000	
	273	7	7			7			7	7				6	8,250	
	274	6	4	1		6			5	5		1		4	10,750	
	275	16	11	3	1	16		5	14	14	1	3	28.00	8	9,125	
	279															
	281	6	5	1		6			6	6		1		5	9,100	
	282	1				1										
	283	1				1										
	284	4	2	2		4			4	4		2		2		
	285	4	4			4			4	4				4	12,875	
	286	4				4										
	288	5	3		2	5			3	3		1		3	9,466	
	289	3	2	1		3			3	3		1		2		
	290	1				1										
	292	5	5			5			5	5				5	8,600	
	297	16	12	4		15	13		16	15	2	1				
	298	1				1										
	299	2				2										
	300	2				2										
	301	4	4			4	1	1	4	4				4	8,250	
	302	3	2	1		3			3	3		1		2		
	303	1				1										
	313	2				2										
	314	1				1										
	315	1				1										
	316	2				2										
	317	5	5			5			5	5				5	12,800	
	323	6	2	4		6	6	6	6	6		3	12.66	1		
	324	1				1										
	326	6	4		1	6	5	2	4	4				4	6,500	
	329	5	4	1		5	3		5	5		1		4	6,125	
	330	3	2	1		3			3	3		1		2		
	331	9	9			9			9	9				9	10,111	
	332	2				2										
	334	6	4	1		6			5	5		1		4	8,750	
	336	1				1										
	337	7	7	2		7			7	7		2		7	7,857	
	339	8	7	1		8		1	8	8		1		7	9,288	
	340	10	7	3		10			10	10		2		7	10,571	
	341	1				1										
	348	4	1	2		4		2	3	3		2		1		
	349	11	5	6		11	3	2	11	11		6	41.16	3	8,666	
	350	6	4	2		6	3		6	6		2		2		
	351	5	4		1	5	1		4	4				3	11,666	
	353	6	4	2		6	5		6	6		2		3	6,666	
	356	3	3			3			3	3				3	7,166	
	359	3	3			3		1	3	3				5	8,900	
	360	1				1										
	365	1				1										
	366	1				1										
	370	1				1										
	371	4	4			4			4	4				4	10,625	
	372	1				1										
	373	3	2	1		3			3	3		1		1		
	374	3	3			3			3	3				3	12,000	
	379	2				2										
	380	1				1										
	389	1				1										
	393	3	3			3			3	3				3	11,333	
	398	1				1										
	399	5	5			5			5	5				5	8,600	
	405	5	4	1		5	2		5	5		1		3	8,833	
	408	3		3		3		2	3	3		3	34.66			
	409	1				1										
	412	5	3	2		5		3	5	5		2		2		
	413	2				2										
	414	6	4	2		6			6	6		1		4	10,250	
	415	9	5	4		9			9	9		4	42.00	4	9,000	
	416	9	7	2		9			9	9		2		6	8,083	
	417	2				2										
	419	10	6	2	2	10			8	8		4	35.00	3	12,666	
	420	9	6	3		9			9	9		3	35.00	5	8,800	
	421	12	9	3		12			12	12		2		8	8,312	
	422	14	10	4		14		3	14	14		4	32.50	6	9,000	
	423	7	4	2		7			6	6		3	47.33	2		
	424	9	2	6	1	9			8	8		5	53.00	1		
	425	12	8	3		11			11	10		2		7	6,500	
	426	11	7	3		11			11	11		4	35.25	6	7,333	
	430	3	2	1		3			3	3				2		

<sup>1</sup>For renter - occupied dwelling units and vacant nonseasonal not dilapidated units, for rent.  
<sup>2</sup>For owner - occupied dwelling units and vacant nonseasonal not dilapidated units, for sale only.

HOUSING—BLOCK STATISTICS

Table 3.—CHARACTERISTICS OF HOUSING FOR WARDS, BY BLOCKS: 1950—Con.

Ward	Block	All dwelling units by occupancy and tenure					All dwelling units by condition and plumbing facilities			Occupied dwelling units			Contract monthly rent <sup>1</sup>		Value <sup>2</sup> of one-dwelling-unit structures	
		Total	Owner occupied	Renter occupied	Vacant non-seasonal not dilap., for rent or sale	Other vacant and non-resident	Number reporting	No private bath or dilap.	No running water or dilap.	Total	Persons per room		Number reporting	Average monthly rent (dollars)	Number reporting	Average value (dollars)
											Number reporting	1.51 or more				
15	433	1	7	1		8			8	8		1		7	8,214	
	434	8	2	2		4			4	4		2		2		
	435	4	2	2		4			4	4		2		2		
	486	14	11	2	1	14			13	13		4	37.50	10	7,930	
	487	21	17	4		21			21	21		4		16	8,243	
	488	16	15	1		16			16	16		1		15	6,466	
	489	18	17	1		18			18	18		1		17	7,705	
	490	8	8			8			8	8				8	8,500	
	491	8	8			8			8	8				7	9,785	
	492	3	3			3			3	3				3	10,000	
	493	10	9	1		10			10	10		1		9	9,222	
	494	6	5	1		6	1	1	6	6		1		5	25,000	
	495	2														
	497	1														
	502	1														
	504	7	6	1		7			7	7				6	7,916	
	505	22	15	6		22	2		21	21		5	25.20	12	7,625	
	506	12	10	2		12	2	2	12	12		2		8	7,562	
	507	9	7	2		9			9	9		2		7	13,214	
	510	26	18	8		25	5	1	26	26	1	8	27.25	16	8,237	
	511	11	10	1		11	1		11	11				10	7,600	
	512	5	4	1		5			5	5		1		4	10,250	
	513	5	2	3		5			5	5		3	30.00			
	514	2														
	517	11	4	7		11	4	3	11	11	1	7	40.71	3	7,500	
	519	1														
	520	5	3	2		3			5	3				1		
	521	12	10	2		12			12	12		2		9	6,911	
	522	5	5			5			5	5				5	6,580	
	523	1														
	524	13	9	4		13	1		13	13		3	31.66	8	8,062	
	525	2														
	572	10	6	4		10	3		10	9		3	47.33	4	7,500	
	573	12	9	3		12			12	12		3	44.66	6	8,000	
	574	3	2	1		3			3	3		1		1		
	575	7	7			7			7	7				7	8,014	
	577	20	14	5	1	20	2		19	19		6	29.00	13	8,100	
	578	22	10	11	1	22	7		21	21		11	42.72	10	7,100	
	579	2														
	580	4	3		1	4	1		3	3				3	8,333	
	581	12	8	4		12	2		12	12		4	33.75	8	6,987	
	582	2														
	583	9	5	4		9	1		9	9		4	24.75	5	6,500	
	584	10	7	3		10			10	10		3	36.00	7	5,500	
	585	4	1	3		4			4	4		3	46.66	1		
	600	7	5	2		7			7	7		2		5	7,800	
	601	4	4			4			4	4				4	8,625	
	603	1	1			1			1	1				1		
	604	4	4			4			4	4				4	6,250	
	605	1														
	606	7	6	1		7			7	7		1		6	6,916	
	607	10	8	2		10	3		10	10		2		5	7,900	
	608	1														
	612	1														
	614	7	6	1		7	1		7	7		1		4	10,000	
	618	8	8			8	1		8	8				8	4,937	
	708	3	3			3	1		3	3				3	11,000	
	709	3														
	710	1	4	1		5			5	5		1		3	6,666	
	711	1														
	713	2														
	714	2														
	715	2														
	719	2		1		3	2	2	3	3		1		2		
	723	2														
	724	2		4		3	3		2	2				1		
	726	6				6			6	6		4	49.50	1		
	799	1														
	800	1														
	801	2	3			5			5	5		3	41.66			
	802	1														
	805	1														
	839	1														
	848	1														
16	1	54	40	14		54	39	12	54	53	7	8	15.75	37	3,824	
	501	4	1	3		4	4		4	4		3	19.33	1		
	522	22	18	4		22	11		22	22		4	19.50	16	4,875	
	533	22	15	11		24	7		26	24		10	26.00	13	5,615	
	534	6	5	1		6			6	6				4	7,625	
	535	16	14	2		16	4	1	16	16		2		14	6,942	
	556	4	1	3		4			4	4				1		
	559	3	3			3			3	3				3	6,500	
	62	30	20	8	2	30	2	7	28	28	1	7	31.71	14	7,400	
	63	16	9	6		16	4		15	15		5	39.20	7	7,785	

<sup>1</sup>For renter - occupied dwelling units and vacant nonseasonal not dilapidated units, for rent.

<sup>2</sup>For owner - occupied dwelling units and vacant nonseasonal not dilapidated units, for sale only.

Table 3.—CHARACTERISTICS OF HOUSING FOR WARDS, BY BLOCKS: 1950—Con.

Ward	Block	All dwelling units by occupancy and tenure				All dwelling units by condition and plumbing facilities			Occupied dwelling units			Contract monthly rent <sup>1</sup>		Value <sup>2</sup> of one-dwelling-unit structures		
		Total	Owner occupied	Renter occupied	Vacant non-seasonal not dilap. for rent or sale	Other vacant and non-resident	Number reporting	No private bath or dilap.	No running water or dilap.	Total	Persons per room	Occupied by non-white	Number reporting	Average monthly rent (dollars)	Number reporting	Average value (dollars)
										Number reporting	1.51 or more					
16	64	20	12	8			20	15	20	20	2	8	14.75	11	4100	
	65	8	4	4			8	2	8	8		4	66.25	3	8166	
	66															
	67	17	13	4			17	6	17	17	1	4	22.50	11	5409	
	68	12	10	2			11	6	12	12		2		8	4475	
	69															
	71	8	6	2			8	5	8	8		2		4	4050	
	72	11	9	1		1	11	5	10	10		1		9	3944	
	149	8	5	3			8	2	8	8		3	28.00	5	5200	
	150	4	3	1			4	4	4	4		1		3	5166	
	151	6	2	3		1	5	2	5	5		3	40.00	2		
	152	9	4	5			9		9	9		5	25.60	4	8250	
	154	10	4	5	1		10	2	9	9		5	35.20	4	7625	
	155	3	8	3			8		8	8	1			8	7312	
	156	3	3				3		3	3				3	8166	
	158															
	161	1														
	162		1	2			2		3	3		2			1	
	164															
	172															
	179	2														
	181	2														
	182	18	15	2		1	18	8	17	7		2		14	6592	
	183															
	184	13	9	4			13	5	13	13		4	20.75	9	7111	
	185															
	191															
	192															
	193															
	194															
	249	3	2	1			3	1	3	3		1				
	250															
	251															
	254		6	1			7	1	7	7		1		5	6200	
	255	14	6	8			14	2	14	14		8	28.87	4	5500	
	255	11	8	3			11	5	11	11		2		6	5250	
	256	9	5	3	1		9	4	8	8	1	2		3	8000	
	257															
	258		5	5			10	6	10	10		5	21.60	4	4675	
	259		4	2			6	4	6	6		2		4	6000	
	260	2	13	9			2	4	2	2		7	31.28	11	5772	
	261															
	262	10	6	4			10	5	10	10		3	39.00	5	8500	
	264	12	3	3			12	2	12	12		5	34.60	7	5214	
	265															
	266															
	267															
	268															
	268															
	269	12	8	4			11	3	12	12		2		6	7000	
	270		5	1			6	1	6	6		1		5	5200	
	271															
	272															
	273	19	13	5		1	18	6	18	18		5	23.20	12	5133	
	276															
	277															
	280		3	2			5	2	5	5		2				
	285															
	286		2	1			3	1	3	3		1				
	287		4	2			4		4	4		1				
	288															
	291		4	4			4		4	4					4	11375
	292															
	294	5	4	1			5		5	4		1		4	6875	
	296														4	7050
	298		3				3	1	3	3				3	4766	
	299															
300																
300																
300																
304																
307																
308																
309	2	5				2	7	2	2		4	28.75	5	6000		
311																
311																
311																
311																
311																
311																
311																
311																
311																
311																
318																
320	10	8	2			10		10	10		2			6	7333	
321																
323																
324		2	2			4	2	4	4					2		
327																
327		5	1			6	3	6	6		1			2		
327																
337																
337		1														

<sup>1</sup>For renter - occupied dwelling units and vacant nonseasonal not dilapidated units, for rent.

<sup>2</sup>For owner - occupied dwelling units and vacant nonseasonal not dilapidated units, for sale only.

## HOUSING—BLOCK STATISTICS

Table 3.—CHARACTERISTICS OF HOUSING FOR WARDS, BY BLOCKS: 1950—Con.

Ward	Block	All dwelling units by occupancy and tenure					All dwelling units by condition and plumbing facilities			Occupied dwelling units			Contract monthly rent <sup>1</sup>		Value <sup>2</sup> of one-dwelling-unit structures		
		Total	Owner occupied	Renter occupied	Vacant non-seasonal not dilap., for rent or sale	Other vacant and non-resident	Number reporting	No private bath or dilap.	No running water or dilap.	Total	Persons per room		Occupied by non-white	Number reporting	Average monthly rent (dollars)	Number reporting	Average value (dollars)
											Number reporting	1.51 or more					
16	376	8	7	1					8	8	1				7	7.071	
	377	3	3	2					3	3					3	5.666	
	378	12	11	1					12	12					10	6.290	
	379	5	4						5	5					4	5.375	
	380	6	6	1					6	6					6	7.000	
	382	3	3						3	3					3	8.333	
	383	7	7						7	7					7	6.457	
	386	1							1	1							
	387	1							1	1							
	388	2							2	2							
	389	6	4	2					6	6					4	7.500	
	390	2							2	2							
	391	7	6	1					7	7	1				5	8.700	
	392	1							1	1							
	394	1							1	1							
	395	1							1	1							
	396	1							1	1							
	397	4	2	2					4	4					1		
	398	1							1	1							
	400	1							1	1							
	403	1							1	1							
	404	5	4	1					5	5					4	6.625	
	405	4	3	1					4	4					3	4.600	
	406	2							2	2							
	407	4	4						4	4					4	21.050	
	409	4	2	2					4	4					2		
	410	6	6						6	6					2		
	414	5	5						5	5					5	6.700	
	415	1							1	1	1				5	7.160	
	423	1							1	1							
	424	3		3					3	3					3	33.33	
	426	1							1	1							
	431	13	13						13	13					13	5.792	
	432	9	9						9	9					9	9.777	
	433	1							1	1							
	435	1							1	1							
	436	4	3	1					4	4					3	6.666	
	438	1							1	1					3	6.666	
	439	3	3						3	3					3	10.666	
	440	2							2	2							
	441	3	3						3	3					3	10.166	
	442	3	3						3	3					3	11.333	
	443	15	14	1					15	15					13	6.230	
	444	1							1	1							
	445	8	5	3					8	8					3	6.966	
	446	4	4						4	4					3	8.425	
	448	1							1	1					4		
	450	2							2	2							
	451	3	3						3	3					3	7.500	
	452	1							1	1							
	453	2							2	2							
	454	9	9						9	9					7	3.828	
	455	6	6						6	6					5	7.400	
	456	7	7	2					7	7					6	5.583	
	457	3	3	1					3	3					2		
	458	3	3						3	3					1		
	459	5	5	3					5	5					2	9.000	
	463	9	4	5					9	9					2		
	464	5	3	2					5	5					2	3.580	
	466	2							2	2					4	11.125	
	487	3	3						3	3					3	8.066	
	488	2							2	2							
	489	4	4						4	4					3	10.000	
	490	4		2					4	4					2		
	491	1							1	1							
	492	1							1	1							
	493	5	5						5	5							
	494	4	4						4	4					5	10.000	
	495	2							2	2					4	9.625	
	497	1							1	1							
	509	2							2	2							
17	PART IN BLOCK AREA B																
	734	1							1	1							
17	PART IN BLOCK AREA E																
	10	1							1	1							
	12	129		126				3	128	126	125		125	8.427			
	25	1							1	1							
	26	2							2	2							
	27	7	7						7	7					7	34.428	
	30	1							1	1							
	34	1							1	1							
	37	1							1	1							
	40	2							2	2							
	60	2							2	2							

<sup>1</sup>For renter - occupied dwelling units and vacant nonseasonal not dilapidated units, for rent.<sup>2</sup>For owner - occupied dwelling units and vacant nonseasonal not dilapidated units, for sale only.

Table 3.—CHARACTERISTICS OF HOUSING FOR WARDS, BY BLOCKS: 1950—Con.

Ward	Block	All dwelling units by occupancy and tenure					All dwelling units by condition and plumbing facilities			Occupied dwelling units			Contract monthly rent <sup>1</sup>		Value <sup>2</sup> of one-dwelling-unit structures	
		Total	Owner occupied	Renter occupied	Vacant non-seasonal not dilap., for rent or sale	Other vacant and non-resident	Number reporting	No private bath or dilap.	No running water or dilap.	Total	Persons per room		Number reporting	Average monthly rent (dollars)	Number reporting	Average value (dollars)
											Number reporting	1.51 or more				
17	61	1														
	62	1														
	65	1														
	70	2														
	74	1														
	75	1														
	76	1														
	77	3	3			3			3	3				3	24,333	
	78	8	5	3		8			8	8			3	5	12,440	
	82	10	9	1		10			10	10			1	9	16,666	
	85	2														
	88	1														
	90	1														
	91	5	5			5			5	5				5	20,600	
	92	1														
	94	2														
	96	1														
	98	2														
	110	1														
	122	3	2				1		3	2				2		
	133	1						1	4	3				2		
	134	4	3			4			4	3				2		
	135	1							4	4				4	17,750	
	136	4	4			4	1	1	4	4				4	17,750	
	137	1														
	139	1														
	140	16	13	3		16			16	16			3	13	14,269	
	141	3	3			3			3	3				3	20,666	
	142	1														
	143	1														
	151	2														
	153	1														
	154	4	4			4			4	4				4	17,000	
	155	1														
	156	1														
	157	4	4			4			4	4				4	18,500	
	158	1														
	159	1														
	160	3	3			3			3	3				3	16,000	
	161	2														
	162	2														
	163	3	3			3			3	3				3	26,333	
	164	2														
	165	2														
	166	1														
	167	2														
	168	1														
	169	1														
	170	1														
	171	8	8			8			8	8				8	14,000	
	173	4	2	1	1	3			3	2				3	16,333	
	174	3	3			3			3	3				3	14,666	
	177	5	5			5			5	5				5	15,700	
	180	3	3			3			3	3				3	15,833	
	183	2														
	185	2														
	190	7	7			7			7	7				6	11,916	
	191	1														
	193	5	5			5			5	5				5	14,000	
	195	4	4			4			4	4				4	16,875	
	196	6	6			6			6	6				6	15,666	
	197	3	3			3			3	3				3	16,500	
	198	3	3			3			3	3				3	26,000	
	199	1														
	200	1														
	201	1														
	202	2														
	203	2														
	213	2														
	214	2														
	215	1														
	216	4	4			4			4	4				4	20,250	
	217	3	3			3			3	3				3	21,000	
	218	2														
	219	2														
	220	3	3			3			3	3				2		
	221	3														
	222	7	7			7			7	7				7	14,357	
	223	1														
	224	7	7			7			7	7				7	16,428	
	225	3	3			3			3	3				3	18,000	
	228	4	4	1		4			4	4			1	2		
	229	2														
	231	1														
	233	7	7			7			7	7				6	11,666	
	234	1														
	235	10	8	2		10			10	10			1	8	13,187	

<sup>1</sup>For renter - occupied dwelling units and vacant nonseasonal not dilapidated units, for rent.  
<sup>2</sup>For owner - occupied dwelling units and vacant nonseasonal not dilapidated units, for sale only.

## HOUSING—BLOCK STATISTICS

Table 3.—CHARACTERISTICS OF HOUSING FOR WARDS, BY BLOCKS: 1950—Con.

Ward	Block	All dwelling units by occupancy and tenure					All dwelling units by condition and plumbing facilities			Occupied dwelling units			Contract monthly rent <sup>1</sup>		Value <sup>2</sup> of one-dwelling-unit structures		
		Total	Owner occupied	Renter occupied	Vacant non-seasonal not dilap., for rent or sale	Other vacant and non-resident	Number reporting	No private bath or dilap.	No running water or dilap.	Total	Persons per room		Occupied by non-white	Number reporting	Average monthly rent (dollars)	Number reporting	Average value (dollars)
											Number reporting	1.51 or more					
17	237	5	5	1		5			5	5					5	15000	
	238	9	9			9			9	9					9	15166	
	240	4	4			4			4	4					4	14500	
	241	4	4			4			4	4					4	15125	
	242	5	5			5			5	5					5	13900	
	243	1		1		1			1						1		
	244	1				1			1						1		
	245	1				1			1						1		
	246	1				1			1						1		
	247	3	3			3			3	3					3	36033	
	248	1				1			1						1		
	249	3	2	1		3	1	1	3	3					2		
	250	1				1			1						1		
	251	1				1			1						1		
	258	1				1			1						1		
	259	2				2			2						2		
	260	4	4			4			4	4					4	24025	
	261	4	4			4			4	4					4	26250	
	262	4	4			4			4	4					4		
	266	2				2			2						2		
	270	4	4			4			4	4					4	32500	
	271	3	3			3			3	3					3	21000	
	272	2				2			2						2		
	273	4	4			4			4	4					4	30500	
	274	2				2			2						2		
	275	1				1			1						1		
	276	2				2			2						2		
	278	1				1			1						1		
	279	2				2			2						2		
	280	3	3			3			3	3					3	22500	
	281	3	3			3			3	3					3	20833	
	282	6	5	1		6			6	6					5	15100	
	283	1				1			1						1		
	284	1				1			1						1		
	285	4	4			4			4	4					4	15000	
	286	3	3			3			3	3					3	17000	
	287	8	7	1		8			8	8					7	13571	
	288	8	7	1		8			8	8					6	13916	
	289	4	4			4			4	4					4	17500	
	290	9	8	1		9			9	9					7	12928	
	291	9	7	2		9			9	9					7	12314	
	292	4	4			4			4	4					4	13375	
	293	6	5	1		6			6	6					5	13520	
	294	10	8	2		10			10	10					8	12250	
	295	6	6			6			6	6					6	12500	
	296	8	5	3		8			8	8					5	12800	
	297	9	7	2		9			9	9					7	13428	
	298	8	6	2		8			8	8					6	12000	
	300	1	4	1		5			5	5					3	12333	
	301	5	4	2		6			6	6					4	16125	
	302	6	6			6			6	6					6	11833	
	303	2				2			2						2		
	304	5	4	1		5			5	5					3	14166	
	305	2				2			2						2		
	306	21	3	18		21			21	21					3	26000	
	307	3	3			3			3	3					3	17166	
	308	1				1			1						1		
	309	2				2			2						2		
	310	2				2			2						2		
	311	8	6	2		8			8	8					6	12333	
	312	4	4			4			4	4					4	16250	
	313	3	3	1		3			3	3					2		
	314	8	7	1		8			8	8					7	12357	
	315	8	5	3		8			8	8					5	14800	
	316	2				2			2						2		
	317	8	8			8			8	8					8	12625	
	318	10	9	1		10			10	10					9	12777	
	319	3	2	1		3			3	3					2		
	320	5	4	1		5			5	5					4	16750	
	321	2				2			2						2		
	322	3	3			3			3	3					3	21666	
	323	3	3			3			3	3					3	21333	
	324	2				2			2						2		
	325	1				1			1						1		
	326	4	4			4			4	4					4	20750	
	329	1				1			1						1		
	330	2				2			2						2		
	332	2				2			2						2		
	333	2				2			2						2		
	343	3	3			3			3	3					3	18000	
	344	7	7			7			7	7					7	30428	
	346	3	3			3			3	3					3	31666	
	347	1				1			1						1		
	348	1				1			1						1		
	349	5	4	1		5			5	5					4	18750	
	350	1				1			1						1		
	351	2				2			2						2		

<sup>1</sup>For renter - occupied dwelling units and vacant nonseasonal not dilapidated units, for rent.<sup>2</sup>For owner - occupied dwelling units and vacant nonseasonal not dilapidated units, for sale only.

Table 3.—CHARACTERISTICS OF HOUSING FOR WARDS, BY BLOCKS: 1950—Con.

Ward	Block	All dwelling units by occupancy and tenure					All dwelling units by condition and plumbing facilities			Occupied dwelling units			Contract monthly rent <sup>1</sup>		Value <sup>2</sup> of one-dwelling-unit structures		
		Total	Owner occupied	Renter occupied	Vacant non-seasonal dilap., for rent or sale	Other vacant and non-resident	Number reporting	No private bath or dilap.	No running water or dilap.	Total	Persons per room	Occupied by non-white	Number reporting	Average monthly rent (dollars)	Number reporting	Average value (dollars)	
										Number reporting	1.51 or more						
17	353	2							5	5						5	16,800
	364	2	5						5								
	367	2															
	371	2															
	373	1															
	376	4	4						4	4						4	26,250
	377	1															
	378	2															
	379	8	6	2					8	8			2			6	15,833
	380	3	3						3	3						3	26,666
	381	1															
	384	2															
	385	9	9						9	9						9	19,000
	386	7	5	2					7	7			2			5	27,600
	387	1															
	388	4	4						4	4						4	47,500
	389	6	6						6	6						6	26,666
	390	1															
	392	1															
	394	1															
	395	3	3						3	3						3	16,666
	397	1															
	398	1															
	401	1															
	406	1															
	411	1															
	415	1															
	416	8		8					8	8						8	29,375
	417	13	13						13	13						13	37,230
	418	8	8						8	8						8	47,000
	419	2															
	420	3	3						3	3						3	30,333
	421	1															
	422	1															
	423	1															
	425	1															
	426	1															
	427	1															
	430	1															
	431	2															
	432	1															
	434	1															
	435	1															
	436	3	1	2					3	3			1			1	
	437	1															
	438	1															
	439	3	3						3	3						3	24,333
	440	2															
	441	2															
	442	4	4						4	4						4	22,500
	443	4		4					4	4			3	12.00			
	444	1															
	448	1															
	451	1															
	488	2															
490	2																
491	3	2			1			3	2						2		
18	PART IN BLOCK AREA B																
	787	7	1	6				7	7			5	37.60	1			
	790	12	8	4				12	12			4	58.75	7	12,857		
	832	8	8				1	8	8					7	8,071		
	833	15	12	3				15	15			3	56.66	12	6,983		
	835	1															
	836	3	3					3	3						3	13,166	
	837	1															
	838	1															
	839	4	1	3					4	4			3	95.00			
	842	4	3	1					4	4			1		2		
	881	4	3		1				3	2					3	13,166	
	882	1															
	885	1															
	962	3	3						3	3					3	12,500	
	963	1															
	985	3		3					3	3			3	6.66			
	986	4	1	3					4	4			3	11.00			
	988	3	1	2					2	2			2		1		
	18	PART IN BLOCK AREA B															
456		3	3					3	3						3	18,666	
457		1															
459		1															
461		1															
462		1															
463		2															
465		1															
468	1																

<sup>1</sup>For renter - occupied dwelling units and vacant nonseasonal not dilapidated units, for rent.  
<sup>2</sup>For owner - occupied dwelling units and vacant nonseasonal not dilapidated units, for sale only.

HOUSING—BLOCK STATISTICS

Table 3.—CHARACTERISTICS OF HOUSING FOR WARDS, BY BLOCKS: 1950—Con.

Ward	Block	All dwelling units by occupancy and tenure					All dwelling units by condition and plumbing facilities			Occupied dwelling units			Contract monthly rent <sup>1</sup>		Value <sup>2</sup> of one-dwelling-unit structures	
		Total	Owner occupied	Renter occupied	Vacant non-seasonal not dilap. for rent or sale	Other vacant and non-resident	Number reporting	No private bath or dilap.	No running water or dilap.	Total	Persons per room		Number reporting	Average monthly rent (dollars)	Number reporting	Average value (dollars)
											Number reporting	1.51 or more				
18	469	6	6						6	6				6	11333	
	470	1														
	471	2														
	473	2														
	474	2														
	475	6	5	1					6	6					5	11400
	476	6	5	1					6	6			1	5	10600	
	477	4	4						4	4				4	13375	
	478	3	2	1					3	3				2		
	479	1														
	480	2														
	481	6	6						6	6				6	10916	
	482	5	5	1					5	5				5	12000	
	483	3	2	1					3	3			1	2		
	485	1														
	486	3	2	1					3	3						
	495	2														
	496	1														
	497	1														
	499	1														
	500	8	8						8	8				7	14142	
	502	1														
	503	2														
	504	2														
	506	1														
	514	1														
	518	1														
	524	6	5			1			6	5				5	24600	
	526	1														
	527	1														
	528	2														
	530	4	3	1					4	4			1	3	16666	
	532	2														
	533	4	4						4	4				4	20000	
	534	4	1	1	1	2			4	2			1	1		
	536	2														
	537	3	3						3	3				3	19666	
	538	1														
	539	1														
	540	1														
	541	5	5						5	5				5	19600	
	542	1														
	543	4	3			1			4	3				3	17333	
	544	2														
	545	1														
	546	2														
	548	1														
	549	1														
	550	1														
	551	1														
	552	1														
	555	2														
	556	2														
	557	2														
	558	2														
	559	2														
	570	3	3						3	3				3	15000	
	571	4	4						4	4				4	14750	
	573	12	11	1					12	12			1	11	10090	
	575	2														
	577	6	6						6	6				6	10916	
	578	1														
	579	3	2	1					3	3			1	2		
	580	4	4						4	4				4	10500	
	582	2														
	583	1														
	584	1														
	586	2														
	587	1														
	588	2														
	589	1														
	590	1														
	591	1														
	592	1														
	594	3	3						3	3				3	21000	
	596	1														
	601	1														
	608	3	3						3	3				3	19666	
	614	1														
	617	2														
	621	1														
	622	1														
	626	2														
	628	1														
	630	1														
	631	1														

<sup>1</sup>For renter—occupied dwelling units and vacant nonseasonal not dilapidated units, for rent.

<sup>2</sup>For owner—occupied dwelling units and vacant nonseasonal not dilapidated units, for sale only.



Table 3.—CHARACTERISTICS OF HOUSING FOR WARDS, BY BLOCKS: 1950—Con.

Ward	Block	All dwelling units by occupancy and tenure					All dwelling units by condition and plumbing facilities			Occupied dwelling units			Contract monthly rent <sup>1</sup>		Value <sup>2</sup> of one-dwelling-unit structures	
		Total	Owner occupied	Renter occupied	Vacant non-seasonal not dilap., for rent or sale	Other vacant and non-resident	Number reporting	No private bath or dilap.	No running water or dilap.	Total	Persons per room		Number reporting	Average monthly rent (dollars)	Number reporting	Average value (dollars)
											Number reporting	1.51 or more				
18	6000	2														
	6001	2														
	6002	1														
	6003	1														
	6004	5														
	6005	2	2			1	3		2	2				2		
	6006	4	4													
	6007	1														
	6008	4	4													
	6009	4														15,000
	6010	6	4		2		6		4	4				4		15,000
	6011	5	5				5		5	5				5		11,240
	6012	2	2				2		2	2				2		9,937
	6013	6	4			1	5		6	6				6		12,250
6014	2					2							4		11,000	
19	460	2														
	461	13	13						13	13					13	8,046
	462	1														
	463	1														
	464	3							4	4				3		11,166
	465	8		1					8	8			1	7		10,571
	466	8		1					8	8			1	7		8,357
	467	4							4	4				4		8,750
	468	5							5	5				5		8,300
	469	4							4	4						
	470	10	10						10	10				10		9,625
	471	2														
	472	2														
	473	4														
	474	4														
	475	4														
	476	10	10						10	10				10		9,470
	477	2														
	478	2														
	479	4														
	480	4														
	481	4														
	482	4														
	483	3												1		
	484	3												1		
	485	3												1		
	486	3												1		
	487	4			3		4									
	488	8					8			8	8			1		
	489	6					6			6	6			1		
	490	5					5			5	5			4		
	491	4				4	4			4	4			4		10,625
	492	1					1			1	1			1		9,500
	493	3					3			3	3			3		11,833
	494	8					8			8	8			7		9,857
	495	11					11			11	11			10		9,333
	496	4					4		4	4	4			4		9,180
	497	5					5		4	5	5			3	2,000	9,375
	498	1					1			1	1			1		
	499	3					3			3	3			3		10,666
	500	6					6			6	6			5		9,800
501	7					7			7	7			7		10,714	
502	15					15			15	15			15		8,916	
503	5					5		1	5	5			4		9,153	
504	16					16			16	16			16		6,375	
505	1					1			1	1			1		5,437	
506	4					4			4	4			4		7,500	
507	3					3			3	3			1			
508	13					13			13	13			2		7,600	
509	4					4			4	4			1			
510	6					6			6	6			1			
511	10					10			10	10			1			
512	4					4			4	4			4		7,971	
513	10					10			10	10			9		9,500	
514	10					10			10	10			9		9,400	
515	8					8			8	8			8		9,550	
516	30					30			30	30			2		9,207	
517	42					42			42	42			38		9,068	
518	8					8			8	8			8		9,787	
519	8					8			8	8			8		8,675	
520	37					37			37	37			35		9,200	
521	12				1	12			12	12			9		8,333	
522	38					38			38	38			2		9,044	
523	6					6		1	6	6			1		11,500	
524	4					4			4	4			1		13,333	

<sup>1</sup>For renter - occupied dwelling units and vacant nonseasonal not dilapidated units, for rent.  
<sup>2</sup>For owner - occupied dwelling units and vacant nonseasonal not dilapidated units, for sale only.

HOUSING-BLOCK STATISTICS

Table 3.—CHARACTERISTICS OF HOUSING FOR WARDS, BY BLOCKS: 1950—Con.

Ward	Block	All dwelling units by occupancy and tenure					All dwelling units by condition and plumbing facilities			Occupied dwelling units			Contract monthly rent <sup>1</sup>		Value <sup>2</sup> of one-dwelling-unit structures		
		Total	Owner occupied	Renter occupied	Vacant non-seasonal not dilap., for rent or sale	Other vacant and non-resident	Number reporting	No private bath or dilap.	No running water or dilap.	Total	Persons per room		Occupied by non-white	Number reporting	Average monthly rent (dollars)	Number reporting	Average value (dollars)
											Number reporting	1.51 or more					
19	617	1															
	618	9	8	1					9				1		7	9,128	
	619	1															
	622	1															
	624	4	4						4	2	1				3	9,333	
	625	1															
	627	5	4	1					5	2			1		3	7,233	
	629	2													5		
	634	5	5						5						5	11,800	
	635	6	5	1					6				1		5	9,000	
	636	9	7	1	1				9	3	3		2		6	5,500	
	638	4	3	1					3	3			3		3	10,433	
	639	6	5	1					6	1	1		1		4	8,150	
	640	2															
	642	1															
	643	17	17						17	1					17	10,882	
	644	6	5	1					6	2			1		5	8,900	
	645	8	3	5					8	3	2		5		3	9,333	
	646	14	10	4					14	6			4	36.40	6	7,000	
	647	7	2	4	1				7	6			4	33.75	1		
	648	1															
	649	1															
	650	4	4						4						4	10,000	
	651	5	4	1					5				1		4	6,875	
	652	17	10	7					17	5	2		7	30.14	9	8,444	
	653	8	8						8	1	2		7		7	7,285	
	654	7	6	1					7	2	2		1		6	8,416	
	655	2															
	656	4	1	3					4	3	1		3	22.33	1		
	657	1															
	667	1															
	670	5	2	3					5	1			3	30.33	2		
	671	1															
	672	1															
	674	4	4						4	1	1				4	6,450	
	676	1															
	677	1															
	678	1															
	681	5	1	4					5	1	1		3	55.66	1		
	682	3		3					3	3			3	29.66			
	683	5	5						5						5	12,800	
	684	1															
	685	2															
	686	3	3						3	1					3	4,666	
	687	18	12	6					16	3	2				9	7,222	
	688	15	10	5					15	2			5	23.40	9	7,333	
	689	7	6	1					7	2			1	27.40	9	7,333	
	690	20	15	5	1	1			20	3	1		1	6	6	7,416	
	691	12	5	6					12	3	5		3	21.66	14	8,392	
	692	2							2				4	25.00	5	7,400	
	693	13	12	1					13	1	1		1		10	8,400	
	694	9	7	2					9	2	1		1		7	8,857	
	695	4	4						4	1					4	7,625	
	697	5	4	1					5	2	1		1		3	6,166	
	699	3	3						3	2	1				3	7,333	
	700	3	3						3	1					3	7,666	
	701	2										1					
	702	1															
	703	9	7	2					9	3	1		2		6	6,700	
	704	7	7						7				7		7	9,285	
	705	9	8	1					9						8	8,000	
	706	10	9	1					10	1			1		7	7,857	
	707	7	4	3					7	2	1		3	37.33	3	6,333	
	708	7	4	3					7				3	37.66	4	8,500	
	709	13	7	6					13	5	2		5	32.20	5	5,200	
	710	4	3		1				4						4	10,375	
	712	2															
	713	6	5	1					6				1		5	13,000	
	714	4	4						4						3	15,666	
	715	1															
	716	2															
	717	2															
	718	17	7	10					17	6	1		10	39.00	6	7,666	
	719	1															
	720	3	2	1					3				1		2		
	722	1															
	725	11	10	1					11				1		10	7,200	
	726	23	23						23	2	1		1		22	8,295	
	727	1															
	728	11	4	7					11	1	1		7	44.14	2		
	731	2															
	732	5	2	3					5				3	54.66	2		
	733	1															
	734	7	5	1		1			6	1	1		1		5	7,400	
	735	21	16	4		1			19	5	4		2		15	7,660	
	736	117	9	107	1				115	4	1		103	27.63	4	7,750	
	766	4	4						4	2	2		4		4	5,500	

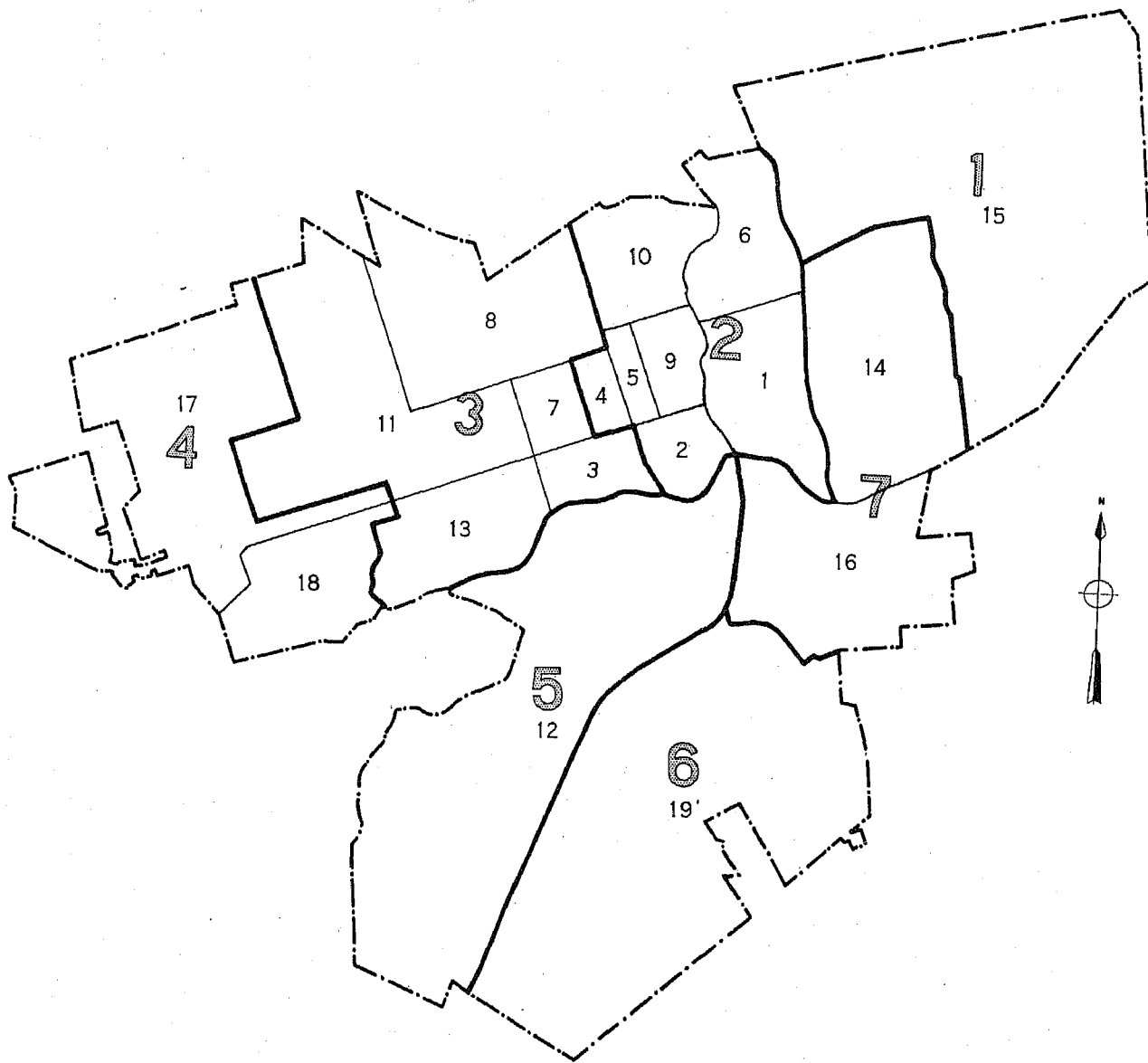
<sup>1</sup>For renter - occupied dwelling units and vacant nonseasonal not dilapidated units, for rent.  
<sup>2</sup>For owner - occupied dwelling units and vacant nonseasonal not dilapidated units, for sale only.

Table 3.—CHARACTERISTICS OF HOUSING FOR WARDS, BY BLOCKS: 1950—Con.

Ward	Block	All dwelling units by occupancy and tenure					All dwelling units by condition and plumbing facilities			Occupied dwelling units			Contract monthly rent <sup>1</sup>		Value <sup>2</sup> of one-dwelling-unit structures		
		Total	Owner occupied	Renter occupied	Vacant non-seasonal not dilap., for rent or sale	Other vacant and non-resident	Number reporting	No private bath or dilap.	No running water or dilap.	Total	Persons per room		Occupied by non-white	Number reporting	Average monthly rent (dollars)	Number reporting	Average value (dollars)
											Number reporting	1.51 or more					
19	767	5	2	3					5								
	768	11	8	3				5	11	5			3	22.56	1		
	769	2						2	11	10			3	25.00	8	5,325	
	770	1															
	772	5	4	1				1	5	5					4	4,000	
	773	3	3						3	3					3	6,000	
	774	2															
	775	5	5					2	5	5					5	4,740	
	777	2															
	778	1															
	779	3	1	2					3	3				2		1	
	780	2															
	858	1															
860	2																

<sup>1</sup>For renter - occupied dwelling units and vacant nonseasonal not dilapidated units, for rent.  
<sup>2</sup>For owner - occupied dwelling units and vacant nonseasonal not dilapidated units, for sale only.

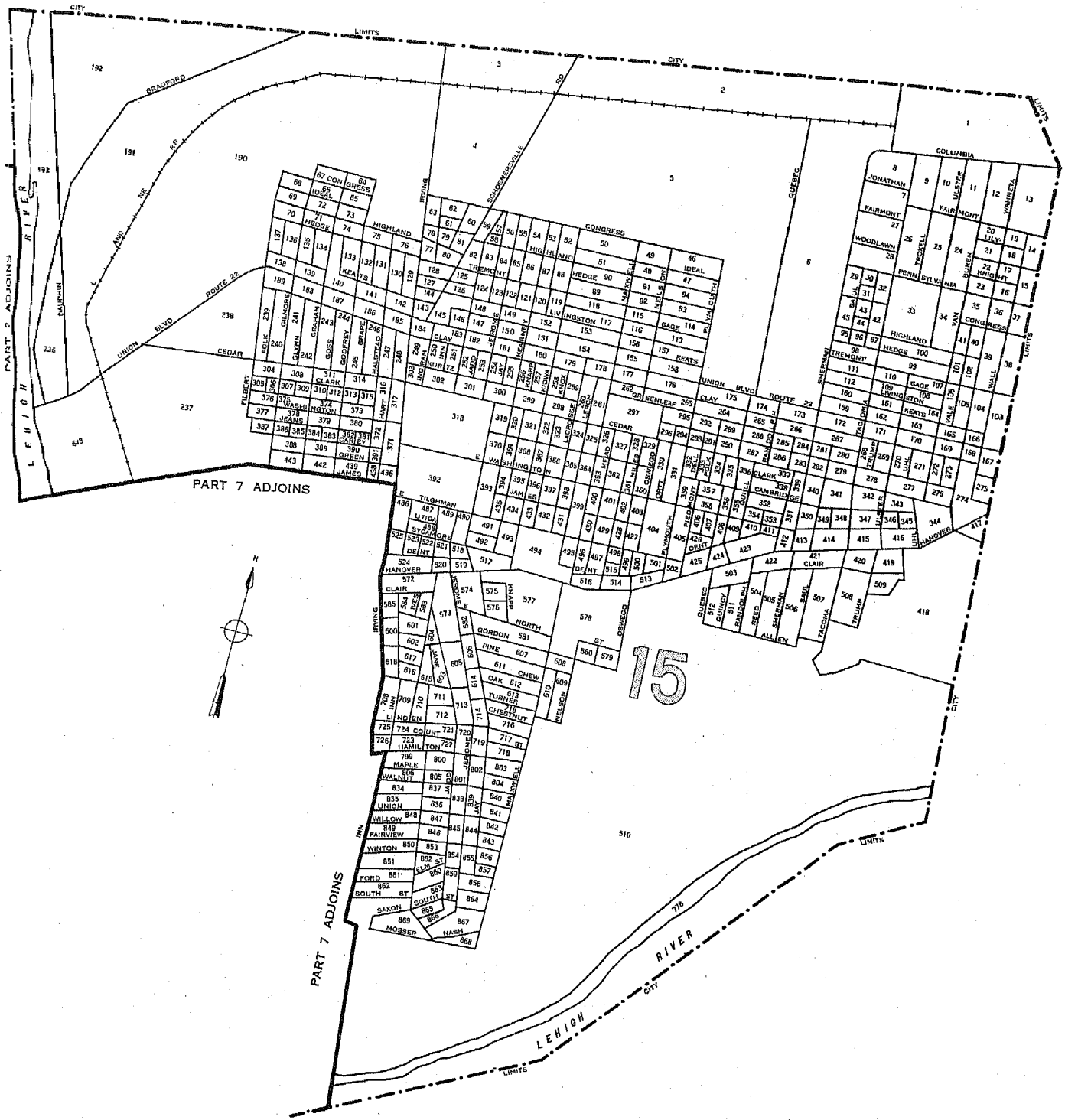
ALLENTOWN, PENNSYLVANIA, BY WARDS: 1950  
KEY MAP



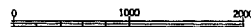
LEGEND  
WARD NUMBER 9  
PART NUMBER 1

# ALLENTOWN, PENNSYLVANIA, BY WARDS AND BLOCKS: 1950

PART 1 OF 7 PARTS



SCALE IN FEET

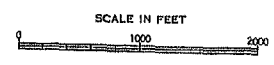


LEGEND

- BLOCK NUMBERS 25
- WARD NUMBERS 2
- WARD BOUNDARIES
- BLOCK AREA LETTERS A
- BLOCK AREA BOUNDARIES
- U.S. DEPARTMENT OF COMMERCE, BUREAU OF THE CENSUS

ALLENTOWN, PENNSYLVANIA, BY WARDS AND BLOCKS: 1950

PART 2 OF 7 PARTS



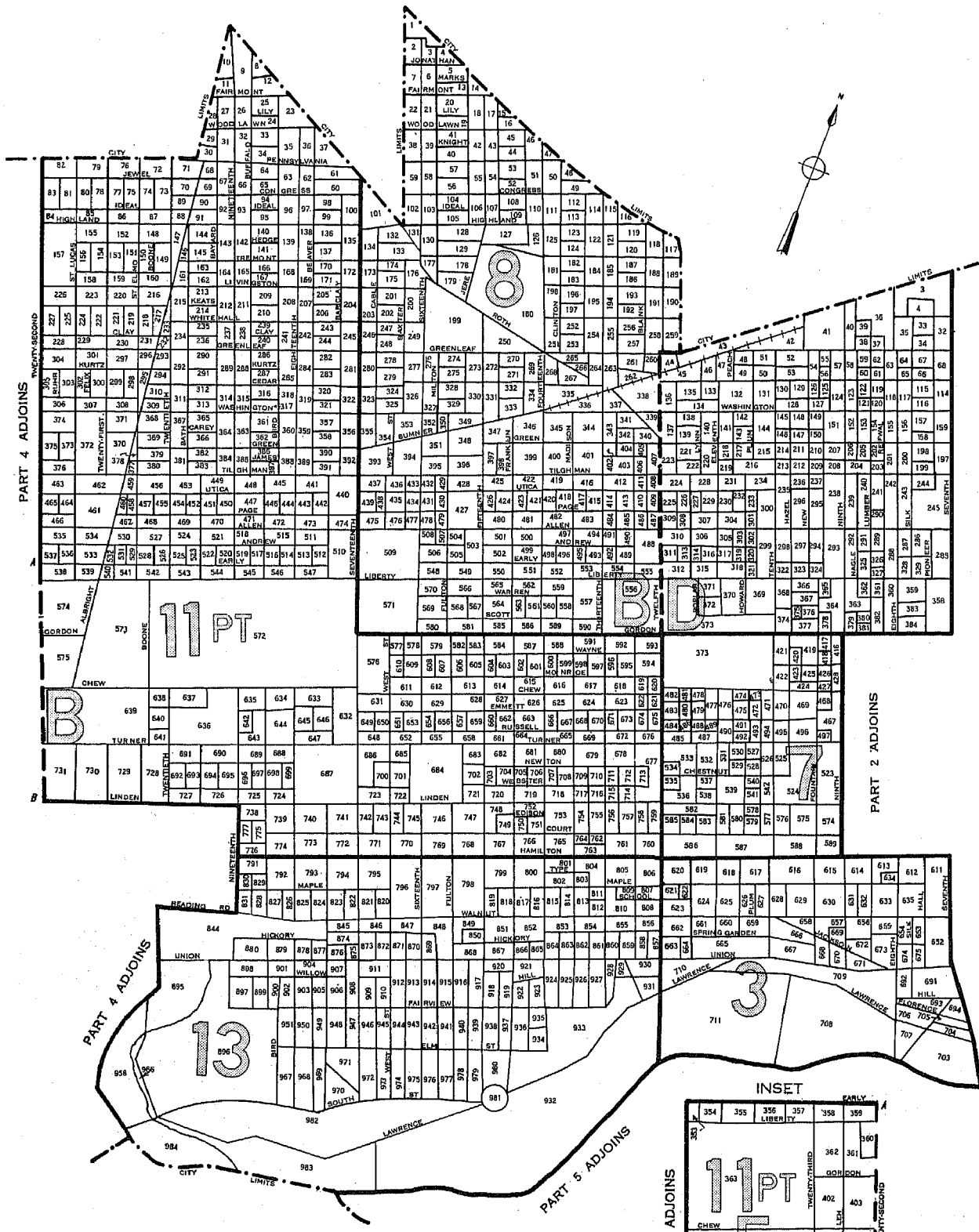
LEGEND

- BLOCK NUMBERS
- WARD NUMBERS
- WARD BOUNDARIES
- BLOCK AREA LETTERS
- BLOCK AREA BOUNDARIES
- U.S. DEPARTMENT OF COMMERCE, BUREAU OF THE CENSUS

25  
2  
A

ALLENTOWN, PENNSYLVANIA, BY WARDS AND BLOCKS: 1950

PART 3 OF 7 PARTS



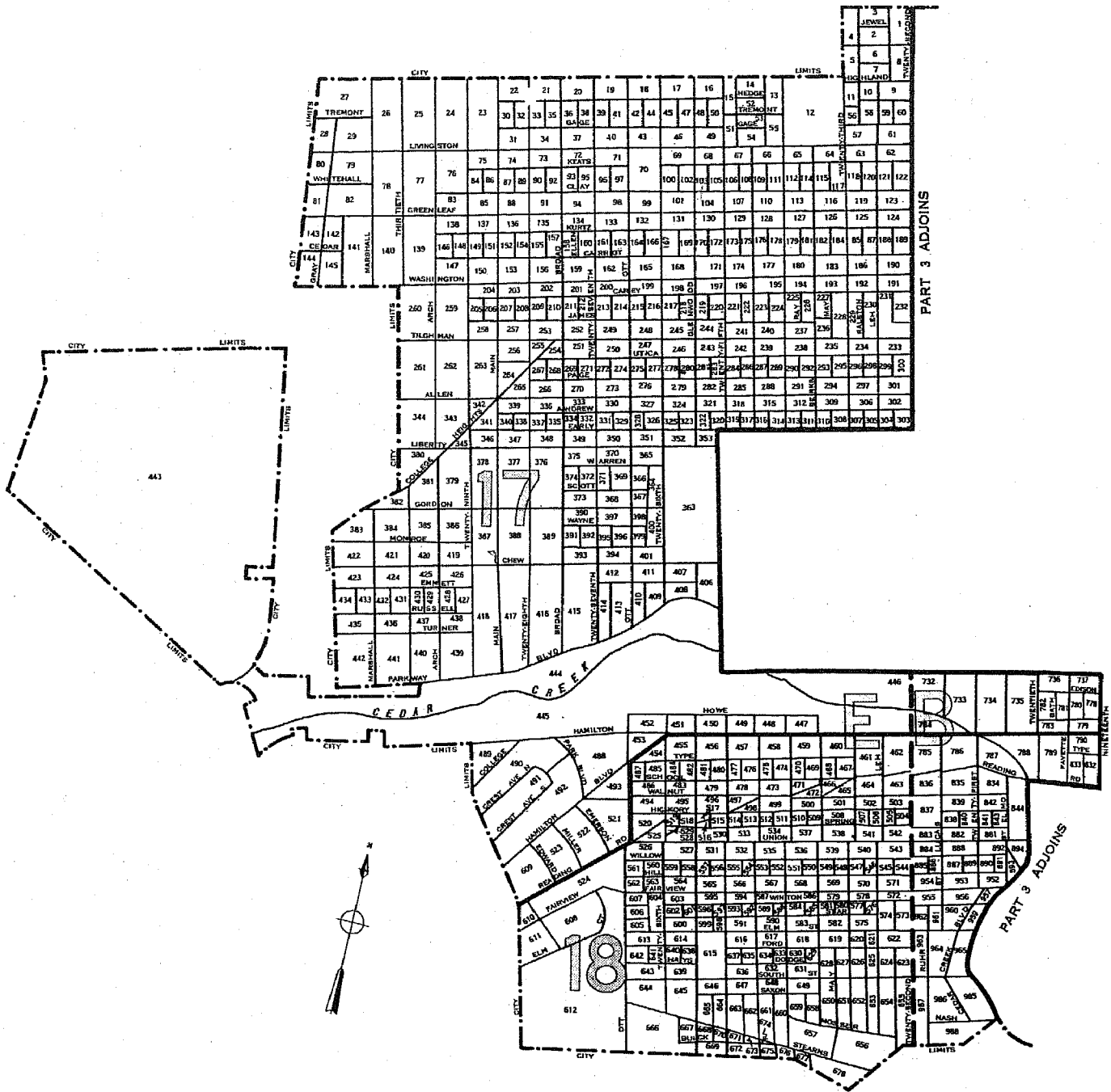
SCALE IN FEET  
1000 2000

LEGEND


- BLOCK NUMBERS 25
- WARD NUMBERS 2
- WARD BOUNDARIES
- BLOCK AREA LETTERS A
- BLOCK AREA BOUNDARIES
- U.S. DEPARTMENT OF COMMERCE, BUREAU OF THE CENSUS

ALLENTOWN, PENNSYLVANIA, BY WARDS AND BLOCKS: 1950

PART 4 OF 7 PARTS



SCALE IN FEET



LEGEND

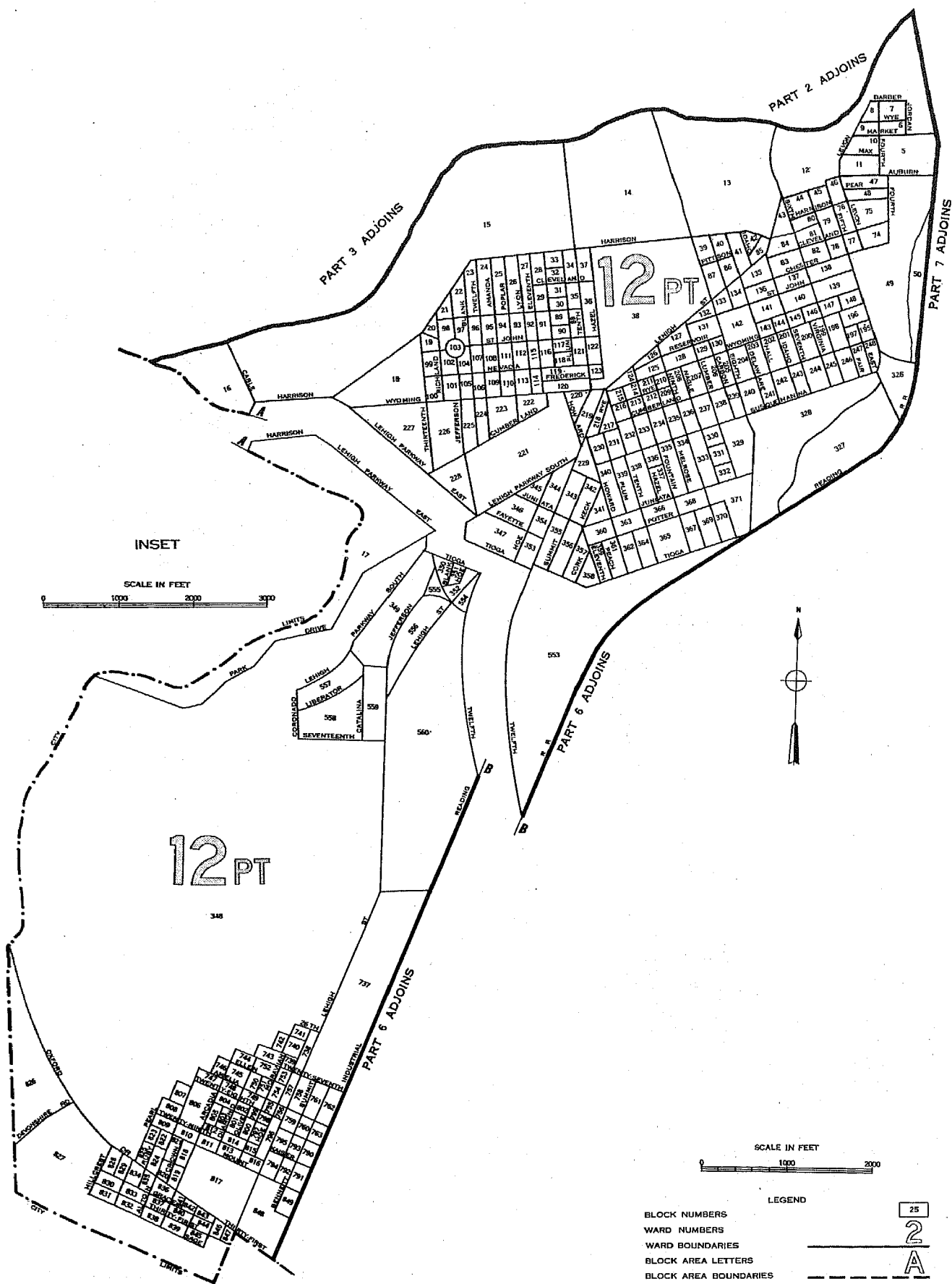
- BLOCK NUMBERS
- WARD BOUNDARIES
- WARD BOUNDARIES
- BLOCK AREA LETTERS
- BLOCK AREA BOUNDARIES
- U.S. DEPARTMENT OF COMMERCE, BUREAU OF THE CENSUS

25  
2  
A



ALLENTOWN, PENNSYLVANIA, BY WARDS AND BLOCKS: 1950

PART 5 OF 7 PARTS

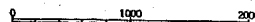


INSET

SCALE IN FEET



SCALE IN FEET



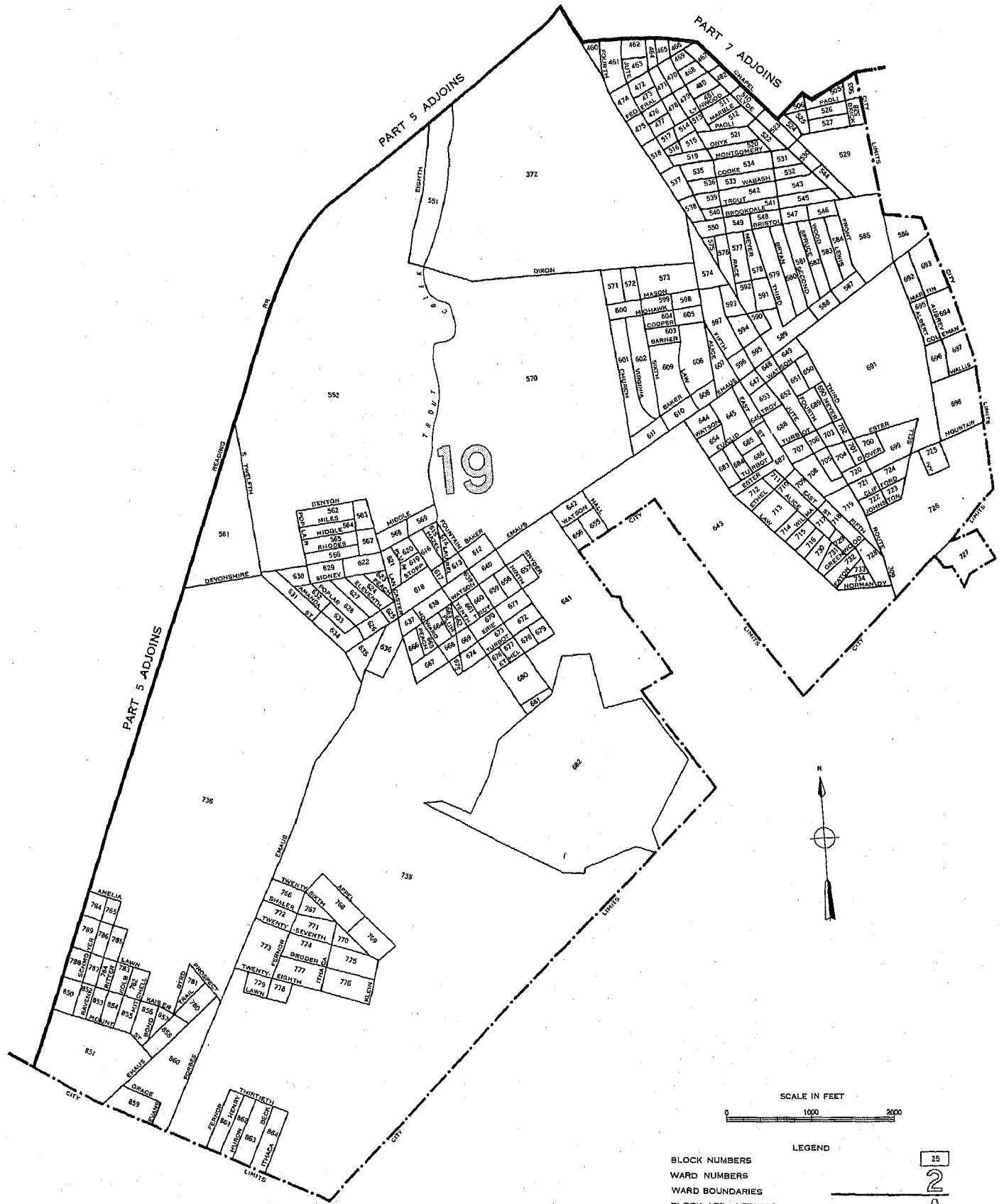
LEGEND

- BLOCK NUMBERS
- WARD NUMBERS
- WARD BOUNDARIES
- BLOCK AREA LETTERS
- BLOCK AREA BOUNDARIES
- U.S. DEPARTMENT OF COMMERCE, BUREAU OF THE CENSUS

25  
2  
A

ALLENTOWN, PENNSYLVANIA, BY WARDS AND BLOCKS: 1950

PART 6 OF 7 PARTS



SCALE IN FEET  
 0 1000 2000

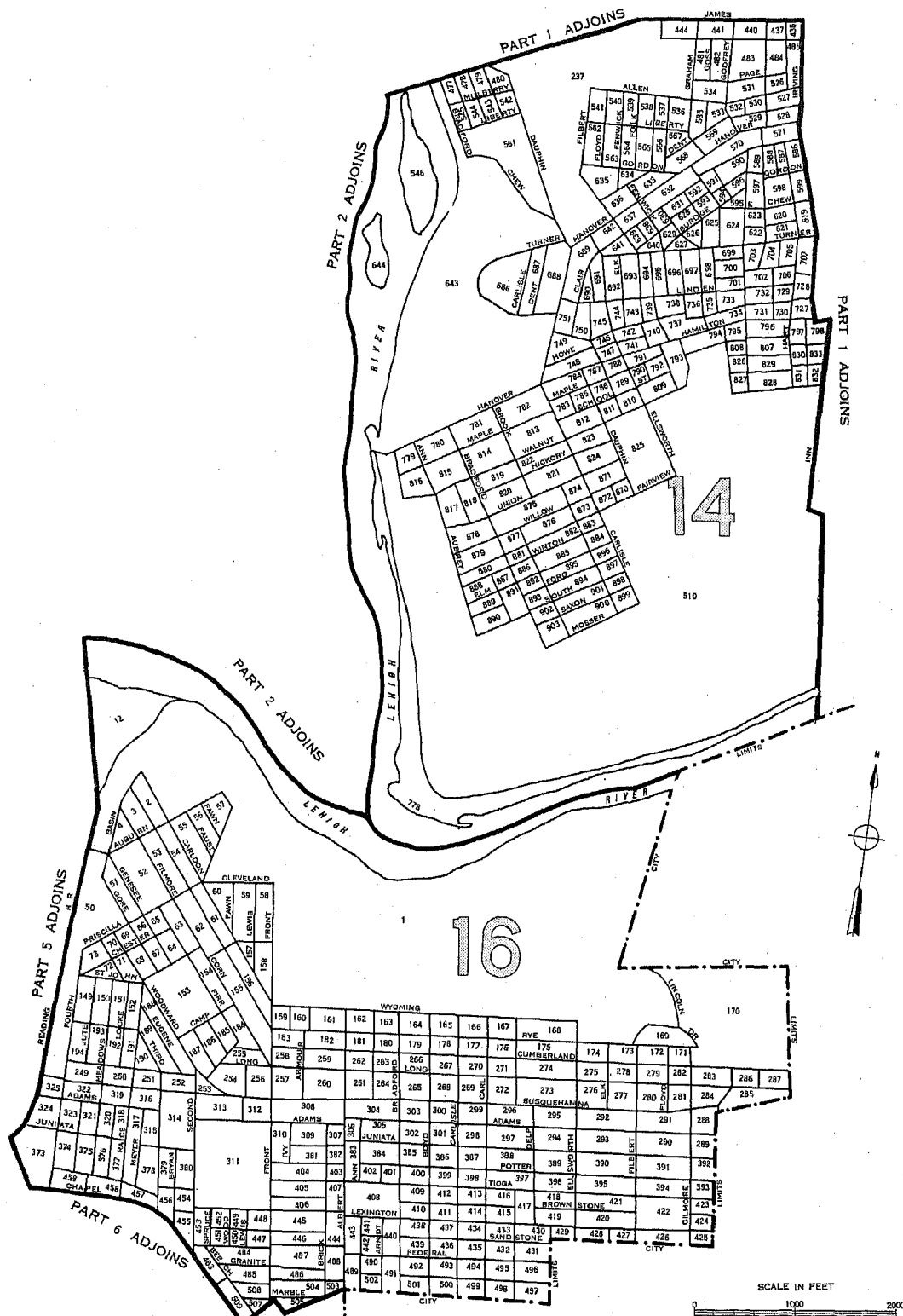
LEGEND

- BLOCK NUMBERS
- WARD NUMBERS
- WARD BOUNDARIES
- BLOCK AREA LETTERS
- BLOCK AREA BOUNDARIES
- U.S. DEPARTMENT OF COMMERCE, BUREAU OF THE CENSUS

25  
**2**  
**A**

ALLENTOWN, PENNSYLVANIA, BY WARDS AND BLOCKS: 1950

PART 7 OF 7 PARTS



LEGEND

BLOCK NUMBERS

WARD NUMBERS

WARD BOUNDARIES

BLOCK AREA LETTERS

BLOCK AREA BOUNDARIES

U.S. DEPARTMENT OF COMMERCE, BUREAU OF THE CENSUS


25

2

A

# 1950 UNITED STATES CENSUS OF HOUSING

U. S. DEPARTMENT OF COMMERCE • BUREAU OF THE CENSUS



**ALTOONA, PA.**

**BLOCK  
STATISTICS**

## U. S. CENSUS OF HOUSING: 1950

### Volume

- I General Characteristics
- II Nonfarm Housing Characteristics
- III Farm Housing Characteristics
- IV Residential Financing
- V Block Statistics

Housing statistics for census tracts are to be included in the Population reports on census tracts.

## U. S. CENSUS OF POPULATION: 1950

### Volume

- I Number of Inhabitants
- II Characteristics of the Population

Succeeding volumes will cover the following subjects:

Census Tracts, Nativity and Parentage, Nonwhite Population by Race, Persons of Spanish Surname, Institutional Population, Differential Fertility, Labor Force Characteristics, Occupation, Industry, Income, Internal Migration, Education, Characteristics of Families and Households.

**UNITED STATES CENSUS of HOUSING : 1950**  
U. S. DEPARTMENT OF COMMERCE  
CHARLES SAWYER, Secretary

BUREAU OF THE CENSUS  
ROY V. PEEL, Director



**BLOCK STATISTICS**


**ALTOONA**  
**PENNSYLVANIA**

*Prepared under the supervision of*  
Howard G. Brunzman, Chief  
*Population and Housing Division*

1950 HOUSING CENSUS REPORT  
VOLUME V, PART 6

UNITED STATES GOVERNMENT PRINTING OFFICE 1952

**BLOCKS • WARDS**





## BUREAU OF THE CENSUS

ROY V. PEEL, *Director*

A. ROSS ECKLER, *Deputy Director*  
HOWARD C. GRIEVES, *Assistant Director*  
CONRAD TAEUBER, *Assistant Director*  
MORRIS H. HANSEN, *Assistant Director for Statistical Standards*  
ROBERT Y. PHILLIPS, *Assistant Director for Operations*  
CALVERT L. DEDRICK, *Coordinator, International Statistics*  
FRANK R. WILSON, *Information Assistant to the Director*

### Population and Housing Division—

HOWARD G. BRUNSMAN, *Chief*  
WAYNE F. DAUGHERTY, *Assistant Chief for Housing*  
ROBERT B. VOIGHT, *Assistant Chief for Operations*  
HENRY S. SHRYOCK, Jr., *Assistant Chief for Population*  
EDWIN D. GOLDFIELD, *Program Coordinator*

Quality and Equipment Statistics—Robert C. Hamer, *Chief*  
Inventory Statistics—Carl A. S. Coan, *Chief*  
Developmental Programs—J. Hugh Rose, *Chief*  
Residential Financing—Junia H. Honnold, *Chief*  
Territories and Possessions—Joel Williams, *Chief*  
Statistical Sampling—Joseph Steinberg, *Chief*  
Statistical Procedure—Morton A. Meyer, *Chief*  
Processing Operations—Milton D. Lieberman, *Chief*

Administrative Service Division—WALTER L. KEHRES, *Chief*  
Agriculture Division—RAY HURLEY, *Chief*  
Budget Officer—CHARLES H. ALEXANDER  
Business Division—HARVEY KAILIN, *Acting Chief*  
Field Division—LOWELL T. GALT, *Chief*  
Foreign Trade Division—J. EDWARD ELY, *Chief*  
Geography Division—CLARENCE E. BATSCHLET, *Chief*  
Governments Division—ALLEN D. MANVEL, *Chief*  
Industry Division—MAXWELL R. CONKLIN, *Chief*  
Machine Tabulation Division—C. F. VAN AKEN, *Chief*  
Personnel Division—HELEN D. ALMON, *Chief*

### SUGGESTED IDENTIFICATION

U. S. Bureau of the Census. *U. S. Census of Housing: 1950. Vol. V, Block Statistics, Part 6.*  
U. S. Government Printing Office, Washington, D. C., 1952

For sale by the Superintendent of Documents, U. S. Government Printing Office, Washington 25, D. C.,  
or any of the Field Offices of the Department of Commerce - Price 20 cents

## PREFACE

This report presents statistics on characteristics of dwelling units by blocks for the city. The tabulations are based on data from the 1950 Census of Housing, taken as of April 1, 1950. Authorization for the 1950 Census of Housing as part of the Seventeenth Decennial Census was provided by the Housing Act of 1949, approved July 15, 1949.

The major portion of the information compiled from the 1950 Census of Housing appears in Volume I, *General Characteristics*; Volume II, *Nonfarm Housing Characteristics*; Volume III, *Farm Housing Characteristics*; Volume IV, *Residential Financing*; and Volume V, *Block Statistics*. Volume V consists of separate reports, issued as bulletins for each of the 209 cities which in 1940 or in a subsequent census had a population of 50,000 or more. These reports will not be bound into a single publication.

The subjects covered in both the 1950 and 1940 reports on characteristics of dwelling units by blocks are substantially similar.

This report was prepared under the direction of Howard G. Brunsman, Chief, Population and Housing Division, and Wayne F. Daugherty, Assistant Chief for Housing. Robert C. Hamer, Chief, Quality and Equipment Statistics Section, was in charge of coordinating the content and the format of the report with assistance from Carl A. S. Coan, Chief, Inventory Statistics Section; Floyd D. McNaughton, Chief, Equipment and Facilities Unit; Beulah Washabaugh, Chief, Tenure and Vacancy Unit; and Walter A. Hines. The compilation of the statistics was under the supervision of Robert B. Voight, Assistant Chief for Operations.

The collection of the information on which these statistics are based was under the supervision of Lowell T. Galt, Chief, Field Division. The geographic work, including the assignment of all block numbers and the preparation of maps, was under the supervision of Clarence E. Batschelet, Chief, Geography Division. The data were tabulated under the supervision of C. F. Van Aken, Chief, Machine Tabulation Division.

March 1952.



# ALTOONA, PA.

## CONTENTS

### INTRODUCTION

	Page		Page
General.....	1	Definitions and explanations—Continued	
Related reports.....	1	Persons per room.....	2
Use of data.....	1	Color of occupants.....	2
Comparability with 1940 Housing Census data.....	1	Contract monthly rent.....	2
Definitions and explanations.....	1	Value of one-dwelling-unit structures.....	2
Dwelling unit.....	1	Number reporting.....	2
Occupancy and tenure.....	2	Block identification.....	2
Condition and plumbing facilities.....	2		

### TABLES

	Page
Table 1.—Characteristics of housing for the city: 1950.....	3
Table 2.—Characteristics of housing by wards: 1950.....	3
Table 3.—Characteristics of housing for wards, by blocks: 1950.....	4

Map of city, by blocks, appears following last page of tables.

# BLOCK STATISTICS

## INTRODUCTION

### GENERAL

Volume V of the Reports on Housing consists of a separate report for each of the 209 cities which in 1940, or in a subsequent census prior to 1950, had a population of 50,000 or more. Each report presents for the city, by blocks, tabulations for a limited number of subjects obtained in the Census of Housing. The subjects in these reports are similar to those in the block statistics supplements to Volume I of the reports of the 1940 Census of Housing. The subjects in this report present the number of dwelling units classified by occupancy and tenure, condition and plumbing facilities, persons per room, color of occupants, average contract monthly rent of renter-occupied and selected vacant units, and the average value of one-dwelling-unit owner-occupied and selected vacant structures. In table 1, the statistics for these subjects are summarized for the city. Table 2 contains the statistics for wards; these are the only statistics for wards that will be published from the 1950 Census of Housing. In table 3, the data are presented by blocks within wards and block areas. Maps identifying the location of each block and the ward boundaries are a part of this report.

**Related reports.**—Related statistics for this city are contained in the Reports on Housing, Volume I, *General Characteristics*; and in the Reports on Population, Volume I, *Number of Inhabitants*, and Volume II, *Characteristics of the Population*.

The Reports on Housing for each State in Volume I present data on the characteristics of dwelling units for the State by residence (urban, rural nonfarm, and rural farm), for standard metropolitan areas, urbanized areas, counties, for urban places, places of 1,000 to 2,500 inhabitants, and rural-nonfarm and rural-farm dwelling units for each county. Each report includes the following subjects: occupancy, tenure, race of occupants, type of structure, year built, condition and plumbing facilities, water supply, toilet and bathing facilities, number of rooms, number of persons, persons per room, electric lighting, heating equipment, heating and cooking fuels, refrigeration equipment, kitchen sink, radio, television, and, for nonfarm units, the contract monthly rent, gross monthly rent, and value of one-dwelling-unit structures.

Volume I of the Reports on Population shows the 1950 population of each county and of each minor civil division within the county. It also contains figures for each incorporated place, for each unincorporated place with 1,000 or more inhabitants, and for incorporated places of 5,000 or more by wards. A special series of tables presents data for each urbanized area giving the incorporated places and portions of minor civil divisions within it.

Volume II of the 1950 Population Reports contains statistics on the general characteristics of the population. Chapter A of this volume repeats the figures on number of inhabitants as shown in Volume I; Chapter B presents demographic, economic, and social characteristics of the population; and Chapter C gives more detailed cross-classifications for States and large cities and standard metropolitan areas.

**Use of data.**—The tabulation of housing characteristics for areas as small as city blocks provides descriptive material of considerable value for technical studies of housing in the city. The statistics will be useful in compiling totals for special types of areas that may be defined to meet the requirements of individual investigators. Users of the data should bear in mind that in

practically all cases the data for a given block represent the work of only one enumerator. Consequently, housing characteristics for blocks are subject to a wider margin of error than is to be expected in the figures for tracts or wards which represent returns made by a number of enumerators. Misinterpretation of instructions by one enumerator may cause a significant bias in the statistics for a block even though it may have a negligible effect upon the figures for larger areas. In particular, the enumeration of "condition" depended to a considerable extent upon the judgment of the individual enumerator. Also, failure to indicate the correct block number for a significant number of dwelling units may introduce errors into the block data.

**Comparability with 1940 Housing Census data.**—In the 1940 Census of Housing, reports entitled "Block Statistics" were issued as supplements to the first series of Housing bulletins. These supplements consisted of separate reports for each of the 191 cities which had 50,000 inhabitants or more in 1930.

In the 1950 reports, the block numbers used are different, in most cases, from those used in the 1940 reports. Therefore, to compare 1940 and 1950 data for a given block, it is necessary to locate the block on the maps to obtain the corresponding 1940 and 1950 block numbers.

The subjects in both the 1940 and 1950 reports are substantially similar. However, data on number of structures, year built, and mortgage status have been omitted from the 1950 report. Furthermore, in the 1940 reports average contract or estimated monthly rent was reported for all dwelling units while in 1950 average contract monthly rent is reported for some, and average value for other, dwelling units.

### DEFINITIONS AND EXPLANATIONS

More detailed and complete definitions are presented in Volume I of the Housing Reports.

**Dwelling unit.**—In general, a dwelling unit is a group of rooms or a single room, occupied or intended for occupancy as separate living quarters, by a family or other group of persons living together or by a person living alone.

A group of rooms, occupied or intended for occupancy as separate living quarters, is a dwelling unit if it has separate cooking equipment or a separate entrance. A single room, occupied or intended for occupancy as separate living quarters, is a dwelling unit if it has separate cooking equipment or if it constitutes the only living quarters in the structure. Also, each apartment in a regular apartment house is a dwelling unit even though it may not have separate cooking equipment. Excluded from the dwelling unit count are large rooming houses, institutions, dormitories, and transient hotels and tourist courts.

In the 1940 Census, a dwelling unit was defined as the living quarters occupied or intended for occupancy by one household. A household consisted of a family or other group of persons living together with common housekeeping arrangements, or a person living entirely alone. However, the enumerator was not explicitly instructed to define rooms as dwelling units on the basis of cooking equipment or separate entrance.

The number of dwelling units in the 1950 Census may be regarded as comparable with the number of dwelling units in the 1940 Census. Some living quarters may have been classified as separate dwelling units in the one census and not in the other. Further, in the 1950 Census, living quarters with five or more

lodgers were not tabulated as dwelling units; generally, such quarters were included in the 1940 dwelling unit count. However, the net effect of these changes is probably small.

**Occupancy and tenure.**—Dwelling units are classified by occupancy and tenure into four groups: owner-occupied; renter-occupied; vacant nonseasonal not dilapidated, for rent or sale; and other vacant and nonresident. A dwelling unit is classified as owner-occupied if it was owned wholly or in part by the head of the household or by some related member of his family living in the dwelling unit. All other occupied units are classified as renter-occupied whether or not cash rent was actually paid for living quarters. Rent-free units and living accommodations received in payment for services performed are thus included with the renter-occupied units.

A dwelling unit is considered vacant if no persons are living in it at the time of enumeration. New units not yet occupied were enumerated as vacant dwelling units if construction had proceeded to the extent that all the exterior windows and doors were installed and final usable floors were in place. The classification "Vacant nonseasonal not dilapidated, for rent or sale" is descriptive of the vacant dwelling units reported in this classification. "Other vacant and nonresident" units include all dilapidated and seasonal vacant units as well as the not dilapidated units which were not for rent or sale.

Because of changes in enumeration procedures, the counts of total vacant units in 1940 and 1950 are not strictly comparable. In 1940, vacant units were enumerated if they were habitable; units uninhabitable and beyond repair were excluded from the enumeration. In 1950, units were included regardless of condition if they were intended for occupancy as living quarters. Therefore, no comparison should be made between the data on "vacant nonseasonal not dilapidated, for rent or sale" units from the 1950 Census and data in the 1940 Census reports.

In both censuses, dwelling units occupied entirely by non-residents were included with vacant units not for rent or sale. Trallers, tents, houseboats, and railroad cars which were vacant were excluded from the dwelling unit inventory in both 1950 and 1940.

**Condition and plumbing facilities.**—Data on condition of a dwelling unit are shown in combination with data for selected plumbing facilities and are, therefore, limited to units for which both condition and plumbing facilities are reported. Plumbing facilities include water supply, toilet facilities, and bathing facilities.

The category "with private bath" includes those dwelling units reported with both a flush toilet and a bathtub or shower inside the structure for the exclusive use of the occupants of the unit. The category "no private bath" includes those dwelling units not having private flush toilet or not having private bathing facilities. The "no running water" category includes units with only piped running water outside the structure or with only other sources such as a hand pump.

A dwelling unit is "dilapidated" when it is run-down or neglected, or is of inadequate original construction, so that it does not provide adequate shelter or protection against the elements or it endangers the safety of the occupants.

**Persons per room.**—The number of persons per room has been computed for each occupied dwelling unit by dividing the number of persons in the dwelling unit by the number of rooms in the dwelling unit. All persons enumerated in the Population Census as members of the household (including lodgers, servants, and other nonrelated persons) are counted in determining the number of persons that occupy the dwelling unit. The number of rooms in the dwelling unit includes all rooms available for living quarters throughout the year. Not counted as rooms are bathrooms, closets, pantries, halls, screened porches, and unfinished rooms in the basement and attic.

**Color of occupants.**—Occupied dwelling units are classified by color of head of household according to the definition used in the

1950 Census of Population. The group designated as "nonwhite" consists of Negroes, Indians, Japanese, Chinese, and other non-white races. Persons who are not definitely Indian or of other nonwhite race are classified as white.

**Contract monthly rent.**—Contract monthly rent is the rent, at the time of enumeration, contracted for by the renter regardless of whether it includes furniture, heating fuel, electricity, cooking fuel, water, or personal services.

Monthly rent for vacant dwelling units is the amount asked for the dwelling unit at the time of enumeration. The average monthly rent relates to renter-occupied dwelling units and vacant nonseasonal not dilapidated units for rent. Dwelling units which are occupied "rent-free" are not included with the units reporting rent.

**Value of one-dwelling-unit structures.**—Average value is shown for owner-occupied dwelling units and vacant nonseasonal not dilapidated units which are for sale only. Value is shown only if the unit is in a one-dwelling-unit structure without business and if it is the only dwelling unit included in the property. The value represents the amount for which the owner estimates that the property, including such land as belongs with it, would sell under ordinary conditions and not at a forced sale. For vacant units, value is the sale price asked by the owner.

**Number reporting.**—Occupancy and tenure are reported for all dwelling units, and color of occupants is reported for all occupied units. The corresponding distributions for these subjects in table 1 are based on all dwelling units and on occupied units, respectively. For all other subjects, the distributions are based on the units for which the specific characteristics are reported, that is, the "Number reporting."

The number of dwelling units for which the enumerator obtained no report on a particular item is shown for the city totals only; however, the number "not reported" can easily be derived for each area in tables 2 and 3 by subtracting the number reporting from the total number of dwelling units (or total occupied).

**Block identification.**—A map or series of maps is included in this report showing block numbers for each block, number and letter designations for wards and block areas, and the names of principal streets.

Blocks are identified by serial numbers, a separate series of numbers being used for each ward or for a group of wards. Thus, the location of each block for which data are presented in table 3 may be determined by referring to the ward and block number shown on the map. Similarly, data for a specific block may be located in the table by reference to the map for the identification numbers of the ward and block.

In some cities "block areas" have been established to facilitate the numbering of blocks in groups of less than 1,000. This may cause a break in the sequence of block numbers within a ward. Where this occurs each part of the ward that is in a separate block area is distinguished on the map, and in the table the data are shown for blocks in numerical order within each block area section of the ward. When a boundary of a ward cuts through a block separating the block into segments, the statistics for each segment are tabulated in the ward in which it is physically located on the map. In such cases, to obtain the statistics for the entire block it is necessary to add the statistics for all segments.

If no dwelling units are reported for a block, the block number is not listed in table 3, although it is shown on the map. Dwelling units for which the block number was not reported are indicated in the table by the symbol "NR." Detailed data are not shown for such dwelling units, nor for blocks containing fewer than three dwelling units. Average monthly rent is not shown when the monthly rent was reported for fewer than three dwelling units. Average value is not shown when the value of one-dwelling-unit properties was reported for fewer than three dwelling units. All dwelling units are included, however, in the statistics for the city and for each ward.

Table 1.—CHARACTERISTICS OF HOUSING FOR THE CITY: 1950

Subject	Number	Percent	Subject	Number	Percent
<b>OCCUPANCY AND TENURE</b>			<b>PERSONS PER ROOM</b>		
All dwelling units.....	23,126	100.0	Occupied dwelling units.....	22,703	...
Owner occupied.....	14,188	61.4	Number reporting.....	22,518	100.0
Renter occupied.....	8,515	36.8	1.50 or less.....	22,158	98.4
Vacant nonseasonal not dilapidated, for rent or sale.....	204	0.9	1.51 or more.....	360	1.6
Other vacant and nonresident.....	219	0.9	Not reported.....	185	...
<b>CONDITION AND PLUMBING FACILITIES</b>			<b>CONTRACT MONTHLY RENT</b>		
All dwelling units.....	23,126	...	Renter-occupied, and vacant nonseasonal not dilapidated units, for rent—Number reporting.....	8,172	...
Number reporting.....	22,815	100.0	Total contract monthly rent..... dollars..	238,684	...
With private bath, not dilapidated.....	18,481	81.0	Average monthly rent..... dollars..	29.21	...
No private bath, with running water, not dilapidated.....	3,082	13.5	<b>VALUE OF ONE-DWELLING-UNIT STRUCTURES</b>		
No running water or dilapidated.....	1,252	5.5	Owner-occupied, <sup>1</sup> and vacant nonseasonal not dilapidated units, for sale only—Number reporting.....	11,873	...
Condition or plumbing facilities not reported.....	311	...	Total value or sale price..... dollars..	68,309,300	...
No private bath or dilapidated.....	4,334	19.0	Average value..... dollars..	5,753	...
<b>COLOR OF OCCUPANTS</b>					
Occupied dwelling units.....	22,703	100.0			
White.....	22,508	99.1			
Nonwhite.....	195	0.9			

<sup>1</sup>Restricted to 1-dwelling-unit properties.

Table 2.—CHARACTERISTICS OF HOUSING BY WARDS: 1950

Ward	All dwelling units by occupancy and tenure					All dwelling units by condition and plumbing facilities			Occupied dwelling units			Contract monthly rent <sup>1</sup>		Value <sup>2</sup> of one-dwelling-unit structures		
	Total	Owner occupied	Renter occupied	Vacant nonseasonal not dilap., for rent or sale	Other vacant and nonresident	Number reporting	No private bath or dilap.	No running water or dilap.	Total	Persons per room	Occupied by non-white	Number reporting	Average monthly rent (dollars)	Number reporting	Average value (dollars)	
<b>TOTAL</b>	<b>23126</b>	<b>14188</b>	<b>8515</b>	<b>204</b>	<b>219</b>	<b>22815</b>	<b>4334</b>	<b>1252</b>	<b>22703</b>	<b>22518</b>	<b>360</b>	<b>195</b>	<b>8172</b>	<b>29.21</b>	<b>11873</b>	<b>5,753</b>
1	1016	458	538	14	6	999	240	72	996	985	18	5	520	33.00	303	5,389
2	1868	960	871	20	17	1829	536	126	1831	1803	65	15	841	26.19	726	4,660
3	1332	691	618	14	9	1315	303	66	1309	1291	30	16	607	32.74	557	6,555
4	1693	803	852	22	16	1667	361	65	1655	1642	29	5	834	28.21	638	4,766
5	1750	935	790	9	16	1736	396	169	1725	1717	43	109	760	26.92	749	4,700
6	3362	2058	1241	24	39	3295	557	191	3299	3273	40	17	1195	28.56	1733	6,778
7	1106	674	415	8	9	1094	271	55	1089	1077	21	379	26.09	529	4,510	
8	1602	975	592	15	20	1564	275	73	1567	1549	28	580	25.54	815	4,719	
9	1230	483	710	19	18	1225	248	59	1193	1190	21	15	710	33.02	332	5,937
10	1719	1276	422	9	12	1706	274	63	1698	1693	7	2	396	27.93	1127	4,778
11	1200	980	200	8	12	1197	141	64	1180	1178	5	3	177	36.24	897	6,959
12	1442	1080	338	12	12	1421	212	91	1418	1404	13	4	318	33.14	962	6,270
13	2348	1624	689	18	17	2319	433	123	2313	2298	35	3	647	27.56	1390	5,138
14	1458	1191	239	12	16	1448	87	35	1430	1418	5	3	208	35.97	1115	7,467

<sup>1</sup>For renter-occupied dwelling units and vacant nonseasonal not dilapidated units, for rent.  
<sup>2</sup>For owner-occupied dwelling units and vacant nonseasonal not dilapidated units, for sale only.

HOUSING—BLOCK STATISTICS

Table 3.—CHARACTERISTICS OF HOUSING FOR WARDS, BY BLOCKS: 1950

[Detailed statistics not shown for blocks containing fewer than 3 dwelling units, nor for dwelling units not allocated by blocks (designated by NR)]

Ward	Block	All dwelling units by occupancy and tenure					All dwelling units by condition and plumbing facilities			Occupied dwelling units			Contract monthly rent <sup>1</sup>		Value of one-dwelling-unit structures		
		Total	Owner occupied	Renter occupied	Vacant non-seasonal not dilap., for rent or sale	Other vacant and non-resident	Number reporting	No private bath or dilap.	No running water or dilap.	Total	Persons per room		Number reporting	Average monthly rent (dollars)	Number reporting	Average value (dollars)	
											Number reporting	1.51 or more					Occupied by non-white
1	193	18	11	6	1	18	5	3	17	17	1	6	26.83	9	4,588		
	194	36	21	15		35	2	1	36	35		15	39.20	17	5,800		
	222	27	24	3		27	2	2	27	27		3	35.00	23	5,547		
	223	19	11	8		19	7	1	19	19		8	23.87	7	4,428		
	224	29	19	10		29	3		29	29		9	29.66	16	5,437		
	264	17	14	3		17	1		17	17		2		12	4,583		
	265	31	21	9		31	9	7	30	30		7	31.71	16	4,768		
	296	33	22	10		33	6	2	32	32		9	30.66	18	4,794		
	297	2															
	335	18	12	6		18	3		18	18		6	37.66	8	5,312		
	336	42	22	19	1	42	12	4	41	41	2	17	26.17	13	4,869		
	337	35	20	14	1	32	10	6	34	32		13	33.00	15	4,766		
	368	44	26	17	1	43	6	5	43	43		17	34.76	21	5,061		
	369	60	33	27		58	13	3	60	59	1	22	34.31	25	5,324		
	370	70	37	33		68	3		70	70		33	37.78	26	4,830		
	506	19	11	8		19	1		19	19		8	25.37	9	4,500		
	507	51	28	22	1	51	8		50	50	1	21	39.28	19	5,310		
	508	51	17	34		51	20		51	51	2	32	28.84	9	5,244		
	509	21	8	13		21	7		21	21		13	26.84	3	9,166		
	510	33	12	20	1	33	19	1	32	32	4	20	38.10	3	5,000		
	511	35	17	18		34	9		35	33		18	31.16	4	3,875		
	524	21	7	13	1	21	2		20	20		14	45.00	3	12,666		
	525	24	3	21		24	4		24	24	1	21	24.52				
	526	1															
	527	29	9	18	2	28	8		27	26	1	16	32.00	3	9,200		
	528	22	9	12	1	22	11		21	21	1	12	28.41	3	7,166		
	529	10	2	8		10	4		10	10	1	8	34.87	1			
	530	26	25	1		26	5		25	25		26	28.38				
	531	20	5	15	1	20	7		20	20	1	15	35.33	3	6,500		
	532	34	7	26	1	34	2		33	33		26	46.46	3	8,000		
	533	39	17	21	1	39	5	3	38	38		22	44.31	11	7,863		
	543	22	2	19		22	7	3	21	21	1	19	27.21				
	544	17	1	16		14	10	10	17	15	1	13	26.76				
	545	20	3	15		20	18	18	18	18		15	33.06	2			
	546	14	4	10		13	9	6	14	14	3	10	31.60				
	547	9	1		1	9	2		8	8	1	8	29.87				
	548	4		4		4	1	1	4	4		4	31.50				
	549	5		5	1	5	5		4	4		4	29.25				
	550	5		5		5	5		5	5		3	31.66				
	551	2		2		2	3		2	2		2					
	591	1															
	2	5	14	1	11	2	14	8	5	12	11		11	16.54	1		
		6	14	7	7		14	3		14	14		4	31.25	3	3,500	
		7	56	4	52	2	51	3	3	54	54	9	49	23.38			
		9	47	2	45		45	1		46	45		1	41	25.58	1	
		18	33	4	29	1	33	5	5	31	31	1	27	21.66			
		19	41	12	29		40	15		40	40	2	27	25.81	9	4,155	
		20	50	12	38		48	15	7	50	49	4	37	21.89	6	4,583	
		21	61	22	39	1	60	20	3	60	60	4	39	23.82	12	4,258	
		22	50	10	40		47	22	8	49	49	2	40	21.12	8	4,062	
		36	45	11	34		44	14	1	45	42	3	33	33.69	7	4,428	
37		50	19	31		49	10	3	50	46	3	31	28.00	14	4,178		
38		44	18	26		42	13	3	44	44	5	26	33.61	11	4,454		
39		41	17	24		41	9		41	38	2	24	30.45	14	6,078		
40		29	12	17		26	7		29	29	3	16	30.37	5	6,100		
49		40	13	27	2	39	16	10	37	37	1	24	29.08	10	4,950		
50		40	23	17		39	7		37	37	1	16	30.37	5	6,100		
51		53	14	39		52	22	10	52	52	1	28	24.17	19	5,426		
52		28	14	14		27	6	3	28	27	1	13	26.30	11	5,063		
53		42	18	25	2	45	22	7	43	42		26	52.26	12	5,791		
72		36	16	20		42	18	6	42	42	3	25	24.52	8	5,750		
			18	18		36	4		36	36		18	33.66	12	4,058		
73		39	25	13		39	5	1	38	38		13	27.15	20	4,540		
74		32	18	14		32	2		32	32	1	14	30.92	10	4,850		
75		51	27	24		51	9	4	51	51	1	24	26.58	15	4,666		
76		35	15	20		35	17		35	35	3	19	23.57	11	4,500		
85		33	19	14		31	9	4	33	33	2	13	31.76	14	3,728		
86		53	17	36	1	51	10		51	50		14	31.64	26	4,276		
87		35	22	13		35	11		35	35	1	12	29.16	13	4,038		
88		42	26	15	1	41	7		41	39		14	26.28	16	5,031		
89		31	20	9	2	31	9	1	29	29		10	30.00	18	3,955		
106		28	17	11		28	3		28	28		11	25.45	15	5,246		
107		22	16	5	1	22	1		21	21		5	29.40	14	4,857		
108		39	24	14		38	10	1	38	37		12	33.83	18	4,761		
109	56	34	21	1	56	2	1	55	55		20	32.65	28	4,925			
118	55	41	14		54	7		55	54		14	23.07	35	3,945			
119	50	26	18	5	50	12	2	44	44	1	19	27.36	22	4,168			
120	37	28	9		37	13	1	37	37	1	7	32.28	23	4,168			
121	36	20	16		36	4	4	36	36		15	33.00	14	4,564			
148	29	20	9		29	4	4	29	29		9	21.88	17	4,770			
149	39	21	17		39	8	2	38	38		14	24.14	19	4,789			
150	33	22	11		33	11		33	33	1	11	27.00	17	4,217			
161	25	20	5		25	5	1	25	25		5	30.60	17	4,176			
162	21	15	6		21	3		21	21		5	26.00	12	4,225			
191	15	12	3		14	1		15	14		2		10	5,630			

<sup>1</sup>For renter-occupied dwelling units and vacant nonseasonal not dilapidated units, for rent.  
<sup>2</sup>For owner-occupied dwelling units and vacant nonseasonal not dilapidated units, for sale only.

Table 3.—CHARACTERISTICS OF HOUSING FOR WARDS, BY BLOCKS: 1950—Con.

Ward	Block	All dwelling units by occupancy and tenure					All dwelling units by condition and plumbing facilities			Occupied dwelling units			Contract monthly rent <sup>1</sup>		Value <sup>2</sup> of one-dwelling-unit structures	
		Total	Owner occupied	Renter occupied	Vacant non-seasonal not dilap., for rent or sale	Other vacant and non-resident	Number reporting	No private bath or dilap.	No running water or dilap.	Total	Persons per room	Occupied by non-white	Number reporting	Average monthly rent (dollars)	Number reporting	Average value (dollars)
2	192	19	17	2		19	6	2	19	19	2			13	5,046	
	193	3	1	2		3	2		3	3		1		1		
	202	2														
	203	5	3	2		5	1		5	5		2		2	3,350	
	204	19	12	6	1	18	5		18	17	2	5	24.60	10	4,225	
	205	4	4			4			4	4				4	4,260	
	226	7	6			7	2	1	6	6				5	5,166	
	227	2												3	6,250	
	228	3	3			3			3	3				4	5,166	
	239	4	4			4	1		4	4				3	6,250	
	240	5	4	1		5			5	5		1		4	4,125	
	241	1												4	4,750	
	242	4	4			4			4	4				4	5,200	
	272	5	5			4			5	5				5	4,958	
	273	19	15	4		19	7	1	19	19		3	36.66	12	6,333	
	306	9	9			9	1		9	9				9	4,666	
	307	2												3	5,644	
	308	4	4			4	1		4	4		1		9	4,250	
	309	13	11	1		13	1	1	12	12		1		2	4,500	
	310	30	27	3		30	20	6	30	30		2		24	4,590	
	327	8	7	1		8	1	1	8	8		1		5	3,933	
	328	11	11			11	3		11	11	1			11	3,625	
	329	4	3			4	2	1	3	3				4	5,050	
	330	6	5			6	4	1	5	5				4	5,400	
	331	4	4			4	3		4	3				4	3,833	
	332	2														
	335	7	6	1		7	5	1	7	7	1	1		5	7,000	
	336	2												3	6,779	
	337	3	3			3	3		3	3		1		3	5,153	
	339	4	2	2		4	2	1	4	4	1	1		4	6,175	
	341	2														
	3	34	2												8	9,500
		35	1												4	1,325
		37	2												3	8,666
		39	8	5			8	5	1	8	5				3	7,166
		51	5	3			5	3		3	3				4	5,825
		53	3	3			3	4		3	3				3	10,500
		54	2												13	13,153
		55	3	3			3			3	3				9	6,277
		56	4	4			4			4	4				5	7,000
		57	1												4	6,250
		58	8	8			8			8	8		1		8	7,000
		99	14	14			14			14	14				11	13,000
		100	11	10	1		11			11	11		1		11	6,175
		101	2													
102		5	5			5			5	5				5	10,525	
115		4	4			4			4	4				4	7,500	
117		6	4	2		6			6	6		2		3	7,000	
118		11	11			11			11	11				11	13,000	
150		1														
151		6	4	2		6			6	6		2		4	6,175	
152		8	8			8			8	8				8	10,525	
153		9	4	5		9			9	9		5	37.60	4	7,500	
156		14	12	2		14	4	3	14	14		2		12	3,800	
157		22	18	4		22	5	2	22	21		4	37.00	15	8,800	
158		14	13			14	1	1	13	13				13	9,384	
159		21	19	2		21	1	1	21	21		2		16	7,281	
195		19	18	1		19	1	1	19	19		1		18	7,155	
196		26	19	7		26	9	9	26	26		7	31.57	18	6,861	
197		27	25	2		27	8	8	27	27		2		24	6,779	
198		22	14	8		22	17	17	22	22		6	27.83	13	5,153	
218		25	17	8		25	7	5	25	24		8	21.50	15	7,373	
219		20	18	2		20	1	1	20	20		2		18	7,294	
221		24	17	6		24			23	23		6	32.83	14	5,571	
266		32	16	16		32	1	1	32	32		15	33.06	13	5,753	
267		19	16	3		19	2		19	18		3	40.00	12	9,375	
268		24	20	4		24			24	22		4	44.25	17	6,029	
269		20	16	4		20	7	2	20	20		4	36.25	12	4,608	
291		28	17	11		28	10	1	28	27		10	24.40	13	3,953	
292		28	20	8		28	3		28	28		7	24.71	18	5,216	
293		38	21	16		38	14	1	37	37	1	15	32.93	16	4,618	
294		35	19	16		35	5	2	35	35		15	37.86	15	5,546	
338		54	29	24		54	13		53	53		23	35.08	21	6,480	
339		47	25	21	1	47	11		46	45		22	31.36	15	3,866	
340		30	23	7		30	6	2	30	30		7	27.28	18	4,527	
341		21	15	6		21	8	1	21	21	1	6	24.50	11	2,572	
364	65	26	38	1	63	29	5	64	64	4	37	30.21	20	5,700		
365	36	22	13	1	36	13		35	35	3	13	35.61	20	4,885		
366	68	32	36	1	68	7	1	68	68	1	36	33.38	23	4,417		
367	77	20	57		76	3	1	77	75		55	34.69	7	8,357		
374	31	10	18	3	31	6		28	28	1	19	45.05	6	5,916		
535	33	13	19		33	11		32	31	1	19	42.94	4	11,500		
536	40	11	29		39	7		40	39		29	39.75	8	2,875		
538	21	7	12		20	5	2	19	19	1	12	23.75	7	5,500		

<sup>1</sup>For renter - occupied dwelling units and vacant nonseasonal not dilapidated units, for rent.  
<sup>2</sup>For owner - occupied dwelling units and vacant nonseasonal not dilapidated units, for sale only.

HOUSING—BLOCK STATISTICS

Table 3.—CHARACTERISTICS OF HOUSING FOR WARDS, BY BLOCKS: 1950—Con.

Ward	Block	All dwelling units by occupancy and tenure					All dwelling units by condition and plumbing facilities			Occupied dwelling units			Contract monthly rent <sup>1</sup>		Value <sup>2</sup> of one-dwelling-unit structures			
		Total	Owner occupied	Renter occupied	Vacant non-seasonal not dilap., for rent or sale	Other vacant and non-resident	Number reporting	No private bath or dilap.	No running water or dilap.	Total	Persons per room		Number reporting	Average monthly rent (dollars)	Number reporting	Average value (dollars)		
											Number reporting	1.51 or more					Occupied by non-white	
3	539	45		43		1	42	3	44	43	1	1	41	26.36				
	540	41	11	29			39	15	40	37		1	29	30.55				
	541	41		39			36	12	39	39		2	40	32.32	4	5125		
	542	44	4	36			44	33	40	39	7		39	32.58				
	552	7		6			7	3	7	7			4	49.25				
	553	5		5			5	1	5	5			5	32.80				
	554	17	1	16			16	10	17	16		1	15	32.73				
	555	23		21	1	1	22	10	21	20		3	21	27.47				
	587	1																
	588	10		10			10	6	10	10		1	9	13.77				
	589	1																
	4	10	35	4	31			34	10	35	34	2	4	29	29.10			
		11	31	8	21	1	1	31	9	32	33			18	28.57	3	4000	
		12	35	16	19			35	5	35	35			18	35.11	12	3283	
		13	15	6	9			15		15	15			9	32.22	5	4100	
		14	34		33	2		33	3	32	32	1		26	33.00	5	4300	
		15	36	13	23			36	6	36	36			21	36.61	7	4000	
		16	54	14	39			52	14	53	53			37	31.83	7	2000	
		17	70	7	57		1	68	26	63	63		1	7	32.31	4	6200	
41		54	9	42			51	23	51	49			4	28.57	5	6250		
42		64	25	36			62	9	61	61	3		36	38.47	5	10240		
																17	4435	
		43	33	11	20	1	1	31	4	31	29			20	28.60	8	5375	
		45	38	12	26			36		38	37			26	35.00	9	6277	
		47	43	23	19	1	1	43	2	42	41			17	45.87	17	5370	
		48	45	16	28	1	1	45		44	43			28	26.67	10	7310	
		77	27	14	12	1	1	27	6	26	26			12	51.17	9	4066	
		78	48	24	20		4	48	6	44	44			20	28.65	14	4950	
		79	19	12	7			19		19	19			7	33.33	11	5718	
		80	48	15	32	1	1	48	1	47	47			33	27.69	9	4944	
		81	43	26	15		2	43	15	41	41			14	21.33	19	5057	
		82	32	20	12			32	7	32	32	2		12	27.41	16	4368	
		83	28	21	7			28	3	28	28			7	30.00	20	4695	
		84	40	25	14	1		39	12	39	39			15	28.13	19	4589	
		110	41	13	28			41	10	41	41	2		28	30.28	9	5022	
		111	44	22	17		1	44	8	43	43			17	32.17	18	3711	
		112	47	22	25			46	8	47	46			23	27.43	16	3981	
		113	38	22	15		1	38	7	37	37		1	15	27.44	20	4370	
		114	53	41	12			51	9	53	53			11	53.33	34	5002	
		115	35	27	8			34	5	35	35			5	28.20	23	5304	
		116	40	27	13			40	5	40	40			13	28.88	21	4633	
		152	18	9	8	1		18	1	17	17			8	33.12	8	4525	
		153	15	12	3			13	2	15	15			3	15.00	12	4541	
		154	14	11	3			14	2	14	14			3	27.33	8	3900	
		155	40	36	4			40	2	40	39			4	22.66	35	4480	
		156	32	27	5			32	5	32	32			4	18.50	26	4776	
		158	16	10	6			16	1	16	16			5	30.20	9	4044	
		194	5	4	1			5	1	5	5			1	5.00	4	4800	
		195	13	11	2			13	1	13	13			2	25.00	10	3200	
		196	14	9	5			14	1	14	14			5	29.20	8	4475	
		197	23	19	4			23	2	23	22			3	33.33	18	4188	
		198	21	17	4			21	2	21	21			4	28.50	16	4650	
		199	6	5	1			6	1	6	6			1	6.00	4	5075	
		200	3	3				3		3	3				3	3.00	3	5333
		201	1	1				1		1	1				1	1.00	3	7800
		232	3	3				3		3	3				3	3.00	6	6500
		233	9	6	3			9		9	9			2	4.50	7	5100	
		234	11	8	2		2	11	4	11	9			1	11.00	6	4683	
	235	5	5				5	1	5	5			1	5.00	5	5600		
	236	2	2				2		2	2				2	2.00	6	5916	
	237	7	6	1			7		7	7			1	7.00	6			
	338	2					2		2	2				2	2.00	1		
	311	14	1	13			14		14	14			13	29.00	1			
	312	2					2		2	2				2	2.00	5	6700	
	313	5	5				5		5	5			3	25.00	3	3666		
	314	7	7			1	6	1	6	6			1	6.00	5	4200		
	315	6	5	1			6	2	6	6			3	2.00	16	5587		
	317	25	19	6			25	9	25	25			6	32.00				
	318	2					2		2	2				2	2.00	1		
	319	3	2	1			3		3	3			1	3.00	1			
	320	36	1	35			36		36	36			35	28.65				
	321	1					1		1	1				1	1.00	4	3000	
	323	4	4				4	1	4	4				4	4.00			
	324	1					1		1	1				1	1.00			
	326	35		35			35		35	35			35	28.65				
	328	39	5	34			38	1	39	39	1		34	28.82	3	4900		
	333	1					1		1	1				1	1.00	2		
	344	4				1	4		4	4				4	4.00	1		
	345	5					5		5	5				5	5.00	1		
	346	5					5		5	5				5	5.00	1		
	347	29	1	28			29		29	29			28	28.35	1			
	348	1					1		1	1				1	1.00			
	349	2					2		2	2				2	2.00			
	350	2					2		2	2				2	2.00			

<sup>1</sup>For renter - occupied dwelling units and vacant nonseasonal not dilapidated units, for rent.  
<sup>2</sup>For owner - occupied dwelling units and vacant nonseasonal not dilapidated units, for sale only.

Table 3.—CHARACTERISTICS OF HOUSING FOR WARDS, BY BLOCKS: 1950—Con.

Ward	Block	All dwelling units by occupancy and tenure					All dwelling units by condition and plumbing facilities			Occupied dwelling units			Contract monthly rent <sup>1</sup>		Value <sup>2</sup> of one-dwelling-unit structures	
		Total	Owner occupied	Renter occupied	Vacant non-seasonal not dilap., for rent or sale	Other vacant and non-resident	Number reporting	No private bath or dilap.	No running water or dilap.	Total	Persons per room	Occupied by non-white	Number reporting	Average monthly rent (dollars)	Number reporting	Average value (dollars)
4	351	1														
	352	2														
	353	2														
	354	1														
	355	2														
	356	2														
	357	4	4				4	1		4	4				3	4.166
	358	2														
	359	5	5				5	5	4	5	5				5	1.160
	360	2														
5	103	6	5	1		6			6	6			1		5	4.400
	104	8	2	6		8			8	8			6		1	
	105	30	14	15		30	11	4	29	29	2		12	26.50	12	4.950
	106	17	10	7		17	4	1	17	17			6	15.16	9	4.966
	110	2														
	111	12	11			12	5	3	11	11					11	4.390
	112	31	22	8	1	31	2		30	30			7	29.14	19	5.757
	113	61	41	19	1	61	11	6	60	60	2	1	18	30.83	36	4.661
	114	13	10	3		13	2		13	13			3	32.33	8	7.937
	154	9	7	2		9			9	9			2		6	4.166
	155	16	11	5		16	3		16	16			4	34.50	7	7.000
	199	31	24	7		31			31	31			6	30.66	22	6.000
	200	17	11	6		17	2		17	17		1	6	20.50	11	4.772
	201	11	8	3		11	4	1	11	11			3	21.66	7	4.457
	202	8	8			8			8	8			8		8	5.100
	203	11	2	9		11			11	11			8	42.37		
	205	5	4	1		5	1		5	5			1		3	4.166
	208	4	4			4	1	1	4	4			4		4	3.625
	209	1				1			1	1						
	210	7	4	3		7	4		7	7			3	32.33	2	
	211	10	6	4		10	3		10	10		1	4	24.75	5	3.260
	213	5	5			5			5	5					5	8.600
	214	27	19	8		27	3	1	27	26		1	2	30.00	15	6.813
	215	77	46	31		77	12	3	77	77		3	29	29.41	39	5.810
	216	118	70	45	3	117	22	9	115	113	1	3	41	24.70	49	4.528
	217	32	16	16		32	6		32	32			15	29.06	5	7.640
	270	6	4	2		6			6	6			1		4	7.250
	271	8	6	2		8	1		8	8			1		6	6.166
	272	11	5	6		11	4	1	11	11			6	34.00	4	6.125
	273	10	10			10			10	10					10	4.900
	274	14	12	2		14	1		14	14			1		11	5.545
	275	9	9			9			9	9		1			9	6.944
	276	9	7	1		9	4	1	8	8			1		6	4.033
	277	7	6	1		7			7	7			1		5	5.100
	278	1				1			1	1						
	280	1				1			1	1						
	281	5	4	1		4	2	1	5	5		1	3		4	3.025
	282	7	4	3		7			7	7			3	43.33	4	5.375
	283	19	14	4		19	1	1	18	18			4	25.50	11	5.881
	284	5	5			5			5	5					5	6.900
	285	8	5	2		7	2		7	7			2		4	4.125
	286	12	11	1		12			12	12		1	2		11	5.518
	287	22	16	6		22	3	1	22	22		1	6	25.66	15	4.866
	288	43	18	24		43	11	10	42	42		3	24	28.20	15	3.686
	289	69	30	39		69	20	14	69	69		2	39	27.35	17	4.682
	290	23	11	12		23	3		23	23			12	29.41	6	6.000
	342	23	9	14		23	12	10	23	23		1	3	20.71	7	5.671
	343	23	8	15		23	10	7	23	22			15	23.66	6	4.733
	344	47	21	25		47	7	2	46	46			25	25.80	12	3.050
	345	29	22	7		29	4		29	29		1	7	24.00	21	3.500
	346	26	17	9		26	4		26	26			7	25.28	15	3.320
	347	26	17	9		24	13	5	26	26		3	7	13.37	13	3.153
	348	3	2	1		3			3	3			1		2	
	349	15	14	1		15	3	1	15	15		1	1		13	4.053
	350	3	2	1		3	2	1	3	3			1		2	
355	6	5	1		6	1		6	6			1		5	3.160	
356	10	7	3		10	2	1	10	10			2		5	3.180	
357	7	4	3		7	4		7	7		1	2	12.66	3	2.766	
358	26	18	8		24	8	6	26	26		5	8	17.50	14	3.464	
359	13	10	3		13			13	13			1		9	4.111	
360	32	22	9	1	32	5		31	31			9	27.77	17	4.241	
361	39	18	21		37	13	3	39	38		1	12	20.61	16	3.825	
362	33	4	29		33	8	5	33	33			29	28.37	1		
363	63	13	50		63	3		63	63			49	30.81	8	4.875	
557	1				1			1	1							
558	52	3	46	1	52	7		49	49		2	47	32.87			
559	15	3	12		15	7	4	15	14			12	21.41	2		
560	36	2	30	3	36	12	9	32	32			31	30.38	1		
561	32	20	12		32	3		32	32			12	32.50	15	5.466	
562	25	16	8		25	8	8	24	24			8	24.75	13	2.784	
563	34	27	6		34	11	4	33	33			6	21.16	25	3.596	
564	31	23	8		31	8	2	31	31		3	7	23.14	15	5.280	
565	9	8	1		9	4	1	9	9		1	1		7	3.500	
566	3	3			3			3	3					3	2.566	
573	10	6	4		10	5	2	10	10			4	23.75	4	3.000	

<sup>1</sup>For renter - occupied dwelling units and vacant nonseasonal not dilapidated units, for rent.  
<sup>2</sup>For owner - occupied dwelling units and vacant nonseasonal not dilapidated units, for sale only.



## HOUSING—BLOCK STATISTICS

Table 3.—CHARACTERISTICS OF HOUSING FOR WARDS, BY BLOCKS: 1950—Con.

Ward	Block	All dwelling units by occupancy and tenure					All dwelling units by condition and plumbing facilities			Occupied dwelling units			Contract monthly rent <sup>1</sup>		Value <sup>2</sup> of one-dwelling-unit structures	
		Total	Owner occupied	Renter occupied	Vacant non-seasonal not dilap., for rent or sale	Other vacant and non-resident	Number reporting	No private bath or dilap.	No running water or dilap.	Total	Persons per room		Number reporting	Average monthly rent (dollars)	Number reporting	Average value (dollars)
											Number reporting	1.51 or more				
5	574	17	7	10		17	2	2	17	17		1	10	303.30	6	483.3
	575	32	17	15		32	7	5	32	32		1	15	242.20	15	256.6
	576	32	17	15		32	7	5	32	32		1	13	227.6	15	297.3
	577	6	5	1		6	1	1	6	6		1	1	22.76	5	444.0
	578	10	6	4		10	1	1	10	10		2	4	252.25	4	380.0
	579	29	6	22	1	29	5	1	28	28		2	4	282.27	4	555.0
	580	34	6	25		34	3	3	34	34		4	4	282.28	4	487.5
	581	15	9	13		15	13	1	15	15		1	2	295.1	4	
	582	12	2	12		12	1	1	12	12		4	2	214.1	1	
	583	27	1	25	1	27	1	5	26	25		6	2	160.8		
	584											3	5			
	586	6		5	1	6	6	3	5	5	1	1	5	43.80		
6	159	6	1	5		6	4	2	6	6			5	202.0	1	
	160	2				2			2							
	161	2	5	1		6	1		6	6			1	5	4	550.0
	162	2	2	6		2	1		2	2		1	5	328.0	18	385.0
	163	2	8	9		2	6		2	2			9	366.6	4	537.5
	164	2	1	1		2	1		2	2			1	22.08		
	165	2	4	2		2	5	1	2	2		4	1	22.08	4	400.0
	166	2	1	1		2	1		2	2		1	1	21.87	9	425.5
	167	3	13	21		3	13	8	3	3		3	1	23.57	15	510.6
	168	3	19	14		3	8		3	3		1	1	21.41	6	
	169	4	8	30	2	4	20		4	4		1	3	20.51	6	416.6
	170	2	8	16		2	6	1	2	2		1	6	256.8	6	586.6
	171	1	9	5		1	9		1	1			5	228.0	6	455.0
	172	3	9	2	1	3	9		3	3			2	250.4	3	333.3
	173	1	3	13		1	3		1	1			2	282.5	2	
	174	3	3	2		3	3		3	3			2	282.5	7	351.4
	175	3	10	2		3	6		3	3		2	5	284.0	4	297.5
	176	2	10	16		2	16		2	2			7	282.6	7	334.2
	177	3	8	2		3	7		3	3		3	3	271.3	10	343.0
	178	3	16	2		3	3	4	3	3			3	27.08	13	383.8
	179	3	15	18		3	3		3	3			1	29.50	13	
	180	3	16	18		3	3		3	3			1	30.72	12	370.0
	181	3	17	17		3	10	3	3	3		1	17	31.52	10	452.0
	182	4	11	35	1	4	4	3	4	4	1	1	3	33.75	6	400.0
	183	2	8	8		2	9	3	2	2			2	292.0	4	537.5
	184	4	1	1		4	2		4	4			8	273.7	1	
	185	4	2	2		4	1		4	4			8	365.0	16	411.2
	186	2	7	8	1	2	3		2	2		1	9	326.6	4	495.0
	187	1	7	9		1	6		1	1			9	26.55	14	453.5
	188	1	7	6		1	3		1	1			6	31.66	7	535.7
	189	2	2	5		2	5		2	2			5	33.60	21	560.0
	215	1	10	1		1			1	1			1		9	484.4
	217	1	4	8		1	3	1	1	1		1	8	285.0	3	643.3
	218	3	2	9		3	1		3	3			9	312.2	19	641.5
	219	4	30	1		4	3		4	4			1	387.2	25	642.0
	220	3	28	5		3	6		3	3			4	27.5	22	569.5
	221	2	13	12		2	7		2	2		1	10	322.0	10	497.0
	222	3	2	2		3	2		3	3			2	22.2	2	
	223	4	28	12		4	8	1	4	4			12	30.50	21	585.7
	224	3	17	20		3	7		3	3			20	25.75	14	432.1
	225	1	5	14		1	1		1	1			13	27.6	1	
	226	4	17	28	1	4	10		4	4		3	27	228.1	14	398.5
	227	3	19	14		3	8		3	3		2	14	220.0	16	431.2
	228	4	16	26	1	4	6		4	4		3	25	299.2	9	458.8
	229	2	9	19		2	9		2	2			19	225.2	7	377.1
	230	3	6	29	1	3	13		3	3		1	29	324.4	6	533.3
	231	4	13	32		4	16		4	4		2	32	289.0	5	460.0
	232	3	12	19	1	3	4		3	3			19	267.8	8	633.7
	233	2	9	15		2	5		2	2			13	323.0	8	555.0
	234	2	8	18	2	2	6		2	2			17	30.58	7	545.7
	235	4	2	19		4	5		4	4			19	30.21	20	395.5
	236	2	11	10	1	2			2	2			10	231.0	9	433.3
	237	2	23	4		2	4		2	2			3	18.33	19	407.8
	238	2	20	8	1	2	6		2	2			8	25.87	19	463.1
	239	4	20	2		4	12		4	4			23	215.2	17	465.8
	240	2	16	8		2	4		2	2			6	27.33	12	466.6
	241	1	12	3		1	5		1	1			3	31.66	9	603.3
	242	7	6	1		7	7		7	7			1	7	5	556.0
	243	3	18	15	1	3	3		3	3			15	36.60	15	598.6
	244	2	24	4		2	8		2	2			4	32.50	23	663.0
	245	3	2	8		3	30		3	3			6	39.00	18	691.6
	246	2	12	10		2			2	2			10	43.40	11	513.6
	247	2				2			2	2						
	248	4	2	2		4	1	1	4	4		1	2		2	
	249	9	8	1		9	9		9	9			1		8	1218.7
	250	2	19	3		2	2		2	2			3	30.00	18	563.8
	251	2	22	4		2	6		2	2			4	35.00	18	893.3
	252	6	6			6	6		6	6			6		6	933.3
	253	14	14			14	14		14	14			6		14	1042.8
	254	14	8	6		14	2		14	14			6	28.00	7	474.2
	255	18	10	8		18	3	3	18	18			6	32.50	6	618.3
	256	2	15	10	1	2			2	2			9	37.44	14	503.5
	257	4	32	11		4	4	1	4	4			11	292.7	28	518.9
	258	3	17	14		3	2	1	3	3	1		13	232.3	15	570.0

<sup>1</sup>For renter - occupied dwelling units and vacant nonseasonal not dilapidated units, for rent.<sup>2</sup>For owner - occupied dwelling units and vacant nonseasonal not dilapidated units, for sale only.

Table 3.—CHARACTERISTICS OF HOUSING FOR WARDS, BY BLOCKS: 1950—Con.

Ward	Block	All dwelling units by occupancy and tenure					All dwelling units by condition and plumbing facilities			Occupied dwelling units			Contract monthly rent <sup>1</sup>		Value <sup>2</sup> of one-dwelling-unit structures	
		Total	Owner occupied	Renter occupied	Vacant non-seasonal not dilap., for rent or sale	Other vacant and non-resident	Number reporting	No private bath or dilap.	No running water or dilap.	Total	Persons per room		Number reporting	Average monthly rent (dollars)	Number reporting	Average value (dollars)
											Number reporting	1.51 or more				
6	259	13	8	5		11	4	1	13	12		5	244.0	6	4,750	
	260	18	10	8		18			18	17		7	357.1	8	5,187	
	261	27	13	13		27	3	2	27	27		2		2	6,456	
	262	39	21	18		38	9	1	39	38		18	261.6	16	4,031	
	263	27	9	7	1	27	5	2	25	20		14	253.7	10	3,300	
	264	34	15	12		35	15	10	25	25		14	253.5	6	4,583	
	265	34	20	14		33	17	11	36	36		21	231.4	9	3,555	
	266	33	19	11	1	33	14	8	34	34		13	282.3	13	4,592	
	267	10	6	4		10	5	1	10	10		12	306.6	14	4,464	
	268	16	10	6		16	1	1	16	16	1	6	291.6	8	6,437	
	269	30	21	8	1	30	2	1	29	29		7	444.2	18	5,272	
	270	28	20	8		28	6	2	28	28	1	6	303.3	16	3,862	
	271	25	18	7		24	4	2	25	24		6	310.0	13	4,384	
	272	10	6	4		10	2	1	9	9		3	413.3	4	4,200	
	273	20	15	5		20	8	6	20	20		5	290.0	13	3,838	
	274	34	29	5	1	34	1	1	33	33		4	337.5	28	6,078	
	275	36	27	8	1	35	2		35	35	1	8	400.0	24	5,970	
	276	30	28	2		30	1	1	30	30		2		26	61.34	
	277	2				2			2	2		1		5	21,200	
	278	7	6	1		6			7	6		1		2		
	279	3	2			3		1	2	2		1		8	16,125	
	280	9	8	1		9			9	9		1		8	13,375	
	282	10	9	1		10			10	10		1		6	10,666	
	283	6	6			6			6	6				6		
	284	1				1			1	1				2		
	285	16	2	14		7	1		16	16		14	213.5	2		
	286	18	13	5		18	1		18	18		3	310.0	13	4,946	
	291	16	12	4		13	3		16	16		4	417.5	6	4,250	
	292	7	6	1		7			7	7		1		6	13,250	
	293	10	8	2		9			10	9		1		7	19,142	
	294	3	3			3			3	3		2		2		
	295	5	4	1		5		1	4	4		2		2	27,500	
	297	3	3			3			3	3		2		2		
	298	13	11	2		13			13	13		2		10	8,420	
	299	12	12			12			12	12		11		11	10,000	
	300	40	27	13		40	6	1	40	40		13	375.3	20	6,510	
	301	27	22	5		27	2	1	27	27		5	288.0	20	4,475	
	302	23	18	5		23	3		21	21		3	350.0	15	3,926	
	303	31	21	10		31	9	1	31	31	1	10	251.0	18	3,361	
	304	6	4	2		6			6	6	1	2		4	7,100	
	305	11	9	2		11			11	11		2		9	6,333	
	306	40	19	21		40	3		40	40		20	269.0	15	3,820	
	307	34	16	18		34	3		34	34	1	18	266.6	12	3,750	
	308	17	12	5		17	2		17	17		5	370.0	9	5,977	
	309	22	14	8		22	2		22	22		8	236.2	14	4,792	
	310	22	20	2		20			22	21		2		19	4,131	
	311	17	13	4		17	2		17	17		3	316.6	10	4,350	
	312	16	16			16	1		16	15		16		16	5,156	
	313	24	21	3	1	24			23	23		2		20	6,605	
	314	7	5	2		7			7	7		2		4	13,750	
	315	11	11			11			11	11		11		11	7,127	
	316	20	17	3		20	3		20	20		3	396.6	17	4,405	
	317	21	19	2		21	1		21	21		2		18	5,411	
	318	18	15	3		17	3		18	18		3	226.6	13	5,207	
	319	28	20	8		28	8		28	28		7	287.1	12	6,866	
	320	30	20	10		30	6	1	30	30		9	232.2	15	4,333	
	322	1				1			1	1		3		3	4,833	
	323	3	3			3	2	1	3	3		7		7	7,928	
	324	7	7			7			7	7		7		7	7,242	
	325	7	7			6			7	7						
	327	1				1			1	1						
	328	3	2	1		3	2		3	3		1		2		
	330	23	18	5		23	3	1	23	23		5	324.0	16	4,737	
	331	9	7	1		9			8	8		1		7	7,642	
	332	11	11			11			11	11		11		11	5,727	
	333	1				1			1	1						
	334	1				1			1	1						
	336	3	3			3			3	3				3	15,333	
	337	5	5			5	1	1	5	5				4	10,750	
	339	1				1			1	1						
	396	1				1			1	1				6	24,500	
	397	6	6			6			6	6				3	30,000	
	398	3	2	1		3			2	2				9	31,444	
	399	11	10	1		11			10	10				5	23,000	
	400	6	4	2	1	6	1	1	5	5		1		5	6,608	
	402	12	12			12			12	12				12	8,500	
	404	3	3			3			3	3				3		
	405	3	2	1		3	1	1	3	3		1		2	9,200	
	406	4	3	1		4			3	3				3	6,528	
	407	16	16			16			16	16				14		
	408	31	30	1		31			31	31		1		28	7,371	
	409	20	15	4		19			19	19		3	556.6	13	10,307	
	410	25	25			25			25	25				25	6,892	
	411	9	9			9			9	8				8	5,862	
	413	3	3			3	1	1	3	3				2		
	414	14	12	1		14	3		13	13				12	8,450	
	415	6	5	1		6			6	6		1		5	11,000	

<sup>1</sup>For renter - occupied dwelling units and vacant nonseasonal not dilapidated units, for rent.  
<sup>2</sup>For owner - occupied dwelling units and vacant nonseasonal not dilapidated units, for sale only.

HOUSING—BLOCK STATISTICS

Table 3.—CHARACTERISTICS OF HOUSING FOR WARDS, BY BLOCKS: 1950—Con.

Ward	Block	All dwelling units by occupancy and tenure					All dwelling units by condition and plumbing facilities			Occupied dwelling units			Contract monthly rent <sup>1</sup>		Value <sup>2</sup> of one-dwelling-unit structures			
		Total	Owner occupied	Renter occupied	Vacant non-seasonal not dilap. for rent or sale	Other vacant and non-resident	Number reporting	No private bath or dilap.	No running water or dilap.	Total	Persons per room	Occupied by non-white	Number reporting	Average monthly rent (dollars)	Number reporting	Average value (dollars)		
6	416	7	4	1		2	6	2	1	5	5			1		4	7125	
	417	2																
	418	1																
	419	4	4				4			4	4					4	12250	
	420	4	4				4			4	4					4	12000	
	421	11	10			1	11			10	10					10	10610	
	422	8	8				8			8	8					8	10437	
	423	9	9				9			9	9					9	9166	
	424	9	8	1			9			9	9	1				8	10562	
	425	15	15				15			15	15					15	9200	
	426	17	17				17			17	17					17	9588	
	427	9	8	1			8	3		9	9	1		1		7	8214	
	428	14	14				14			14	14					14	11957	
	430	5	4			1	5			4	4					3	23333	
	431	10	10				10			10	10					10	19700	
	432	4	4				4			4	4					4	14500	
	433	1																
	434	10	8		1	1	9			8	7			1		6	13333	
	435	4	4				4			4	4					4	16250	
	436	5	5				5			5	5					5	22000	
	437	2																
	438	5	5															
	439	2								5	5					5	25400	
	7	259	2															
		260	5	5				5			5					5	5700	
		261	13	10	3			13	3	1	13	13			2	8	4687	
		262	14	11	3			14	1	1	14	14			2	10	6100	
		298	1															
		299	26	23	3			26	3		26	26			3	22	5395	
		300	33	21	12			33	3	1	33	33			11	19	5094	
		301	16	12	4			16	2		16	16			4	10	7700	
		302	13	12	1			12	1	1	13	13			1	11	6390	
		303	13	9	4			13			13	13			3	7	3185	
304		4	4				4			4	4					4	5375	
305		1																
329		9	8			2	9			8	8					8	5437	
330		18	12	4		2	14	4		16	16	1		4	12	8	9691	
331		10	8	2			10	3		10	10	1		1	6	6	4283	
332		16	14	2			16			16	16			2	14	4	4550	
333		38	29	9			38	9		38	38			7	23	3	5052	
334		38	22	15	1		38	6		37	37			12	16	5	5050	
371		36	28	8			36	3	1	36	36			12	23	4	4350	
372		34	22	12			33	6		34	34			12	28	14	3213	
373		34	25	9			33	6	1	34	34			8	21	4	4304	
374		24	20	3			24	5	1	23	23	1		3	18	3	3000	
375		37	24	12		1	36	3		36	30	1		12	19	3	3536	
376		18	14	4			18	8		18	18			4	14	2	3078	
377		4	1	2		1	4			3	3			1				
499		9	4	5			9	6		9	9			5	3	3	3500	
500		2																
501		14	13	1			14			14	14			1	13	3	3984	
502		19	11	8			19	5	1	19	19			7	8	3	3450	
503		38	22	16			38	8	2	38	38			12	18	4	4111	
504		33	25	8			33	8		33	33			6	21	3	3990	
505		45	27	18			45	9	2	45	45			17	23	3	3982	
506		76	49	25	1	1	76	15	6	74	74			21	35	4	4112	
512		35	18	17			34	9	3	35	36	1		13	14	3	3942	
513		35	20	15			33	3		35	33			11	17	3	3841	
514		29	11	18			29	6	1	29	26	1		17	5	3	3500	
515		2																
516		1																
518		32	15	17			32	3	1	32	32			17	12	4	4500	
519		46	23	22		1	46	16		45	45			22	15	3	3966	
520		56	20	35	1		56	18	4	55	55	1		36	11	5	5018	
521		21	9	12			21	6		21	21			11	4	4	4950	
523	6		6			6			6	6			6					
594	18	6	12			18	13	8	18	18			6	6	3	4433		
595	30	14	16			30	15		30	30			12	3	3	4433		
596	63	28	29	5	1	63	37	11	57	57			16	11	3	3945		
597	39	20	19			38	18	2	39	39			30	15	3	3793		
8	4	13	2	11		13	10	7	13	13	1		10		1			
	23	34	8	25		24	7	7	33	33			26		6	4000		
	24	15	23	2		39	9	3	38	37	1		25	10	3	3450		
	25	29	16	13		29	7	1	29	29			13	11	1	3000		
	26	20	13	7		20	2	2	20	20			13	10	1	4000		
	32	62	18	42	1		60	5		60	60			16	10	3	3876	
	33	50	18	31			46	16	5	49	49	3		41	13	4	4023	
	34	38	15	21		2	37	6		36	36			29	13	9	4122	
	35	23	12	11			22	4	1	23	23			20	9	9	5000	
	54	24	11	12		1	22	5	3	23	23	1		11	9	9	4322	
	55	32	21	11			32	6		32	32			11	15	3	4553	
	56	45	27	18			44	19	15	45	44	2		17	18	3	4061	

<sup>1</sup>For renter-occupied dwelling units and vacant nonseasonal not dilapidated units, for rent.  
<sup>2</sup>For owner-occupied dwelling units and vacant nonseasonal not dilapidated units, for sale only.

Table 3.—CHARACTERISTICS OF HOUSING FOR WARDS, BY BLOCKS: 1950—Con.

Ward	Block	All dwelling units by occupancy and tenure					All dwelling units by condition and plumbing facilities			Occupied dwelling units			Contract monthly rent <sup>1</sup>		Value <sup>2</sup> of one-dwelling-unit structures	
		Total	Owner occupied	Renter occupied	Vacant non-seasonal not dilap., for rent or sale	Other vacant and non-resident	Number reporting	No private bath or dilap.	No running water or dilap.	Total	Persons per room		Number reporting	Average monthly rent (dollars)	Number reporting	Average value (dollars)
											Number reporting	1.51 or more				
8	57	49	18	27	1	3	47	12	9	45	43	4	27	32.44	14	5,222.8
	58	41	24	17		1	41	4		40	37		15	30.73	18	5,761.1
	59	36	18	18		1	36	3		36	36		15	25.73	17	4,055.8
	70	40	25	15			40	5	5	30	30		15	25.83	20	4,623.5
	71	30	11	19			30	9		30	30	2	19	22.03	8	4,875.0
	90	54	14	37			50	11	1	51	30		3	25.18	10	4,210.0
	91	30	20	10			28	5	2	30	29		9	19.62	14	4,464.4
	92	57	25	29	2	1	55	14	1	54	36		30	26.22	17	5,535.0
	93	37	24	12			37	4		36	36		12	29.33	21	5,639.0
	102	32	23	9	1		32			32	31		9	28.11	20	4,700.0
	103	44	35	8		1	44	6		43	42	1	8	21.50	34	3,628.0
	104	34	22	12			34	4	4	34	34	1	2	29.22	20	3,928.0
	105	46	18	27	1		46	4		45	45		2	25.22	17	3,362.4
	122	14	9	5	1	1	14	2		12	12		3	25.66	9	3,133.3
	123	43	31	12		1	42	4	1	43	43		11	28.22	26	4,250.0
	124	34	26	7	1		33	7	1	33	31		7	27.00	22	3,522.2
	125	46	29	16	1		46	18	1	45	45		16	28.81	33	3,700.0
	144	33	25	7		1	33	4	1	32	32		7	25.22	24	3,812.2
	145	48	35	13			48	12		48	46	2	13	24.11	26	4,042.2
	146	24	17	6		1	24	2		23	23		6	26.83	15	4,888.0
	147	39	28	11			39	6	1	39	39		11	23.18	22	4,233.1
	163	26	21	4		1	26	5		25	25		3	27.26	19	5,900.0
	164	30	26	3		1	30	5		29	29		2	27.26	23	4,900.0
	165	28	24	3		1	28	6	1	27	27		3	19.66	23	3,995.0
	166	36	26	10			36	6		36	36	1	10	31.50	22	5,250.0
	187	27	24	3			27	2		27	27	1	3	27.33	20	6,330.0
	188	25	20	3		2	25	2		23	23		3	30.33	19	5,852.2
	189	28	19	9			28	3	1	28	28		8	33.87	16	5,300.0
	190	16	13	2		1	16	2		15	15		1	15.15	12	3,541.1
	205	30	23	6		1	28	4		29	27		5	25.60	20	5,775.5
	206	17	17				17	1		17	17				17	5,205.5
	207	18	15	2	1		18	2		17	17		3	25.33	14	5,007.7
	224	10	10				10			10	10				10	4,400.0
	225	1					1			1	1					
	244	5	5				5			5	5				5	6,300.0
	245	10	8	2			10	6		10	10		2		8	5,100.0
	246	6	5	1			6	6		6	6		1		5	5,000.0
	268	9	9				9	9		9	9				9	6,333.3
	269	16	15	1			16	9		16	16		1		15	5,866.6
	270	9	9				9	9		9	9				9	6,655.5
	271	3	3				3			3	3				3	7,733.3
	274	2					2			2	2					
	275	9	7	2			9			9	9		2		7	6,357.7
	276	8	8				8			8	7				6	7,583.3
	277	5	5				5			5	5				5	6,600.0
	304	4	3	1			4			4	4		1		2	
	305	1					1			1	1					
	334	4	3			1	4	1	1	3	3				2	
	338	1					1			1	1					
9	2	22	7	15			22	11	4	22	22	2	15	23.53	2	
	3	25	2	21		2	24	19	5	23	23	3	21	20.19	1	
	4	1					1			1	1					
	5	27	17	10			27	2		27	27		9	37.00	12	5,175.5
	6	25	6	19			25	8	1	25	25		19	31.68	5	6,160.0
	7	40	18	22			40	7		40	40		20	42.65	10	8,700.0
	8	16	9	7			16	3		16	16		7	43.14	8	7,062.2
	12	3	1	2			3			3	3	1	2		1	
	13	12	3	8		1	12	10	5	11	11		8	13.00	3	2,166.6
	30	14	6	6		2	14	7	3	12	12	2	7	18.66	5	2,460.0
	47	25	16	9			24	10	7	25	24		8	29.25	12	4,558.8
	48	11	7	4			11	1		11	11	1	4	27.50	7	3,928.8
	49	21	10	11			21	9	1	21	21	1	11	33.00	8	4,000.0
	50	27	15	12			27	4		27	27	1	10	35.40	13	4,738.8
	51	23	18	4			23	5	1	22	22		4	27.50	16	3,962.2
	52	31	25	5		1	31	2		30	30		4	51.25	22	5,959.9
	87	41	29	11		1	41	2		40	40		9	35.00	20	5,950.0
	86	34	22	12			34	4	1	34	34		12	25.08	17	4,717.7
	89	21	15	5		1	21	3	1	20	20		5	34.60	12	4,675.5
	90	27	10	16	1		27	6		26	26		16	35.18	6	5,200.0
	91	30	13	17			30	9	1	30	30	1	17	37.64	8	9,062.2
	92	40	15	24		1	40	11	8	39	39	1	24	32.25	12	6,825.5
	93	53	15	37	1		52	4		52	51		37	37.48	7	8,400.0
	94	37	20	17			37	7		37	37		16	43.18	11	7,400.0
	133	22	15	7			22	2		22	22		7	42.28	13	10,807.7
	134	54	24	28		2	54	7		52	52		27	36.85	17	6,000.0
	135	39	17	22			39	7		39	39		22	32.00	8	5,900.0
	136	27	18	9			27	7		27	27		9	40.00	13	6,000.0
	137	49	5	42	2		49	1		47	47		44	47.54	4	8,500.0
	138	42	12	28	2		42			40	40		30	43.86	7	5,822.8
	139	43	15	27	1		43			42	42		25	41.72	7	11,357.7
	140	72	16	53	3		72	20	1	69	69	4	55	30.01	5	7,040.0
	141	35		35			35			35	35		35	29.91		
	142	30	4	25	1		29	15	3	29	29	2	26	25.76	1	
	143	48	5	38	4	1	48	34	7	43	43	1	42	25.38	2	
	144	1					1			1	1					

<sup>1</sup>For renter - occupied dwelling units and vacant nonseasonal not dilapidated units, for rent.  
<sup>2</sup>For owner - occupied dwelling units and vacant nonseasonal not dilapidated units, for sale only.

## HOUSING—BLOCK STATISTICS

Table 3.—CHARACTERISTICS OF HOUSING FOR WARDS, BY BLOCKS: 1950—Con.

Ward	Block	All dwelling units by occupancy and tenure					All dwelling units by condition and plumbing facilities			Occupied dwelling units			Contract monthly rent <sup>1</sup>		Value <sup>2</sup> of one-dwelling-unit structures	
		Total	Owner occupied	Renter occupied	Vacant non-seasonal not dilap. for rent or sale	Other vacant and non-resident	Number reporting	No private bath or dilap.	No running water or dilap.	Total	Persons per room	Occupied by non-white	Number reporting	Average monthly rent (dollars)	Number reporting	Average value (dollars)
9	145	47	7	35	3	2	47	5	3	42	41	1	38	251.3	7	4,542
	146	11	5	6			11	1	1	11	11		6	246.6	4	4,125
	147	2														
	148	30	7	23			30	10	1	30	30		23	297.3	1	
	149	17	10	6	1		17	2		16	16	3	7	195.7	8	5,012
	150	21	9	11		1	20	6	4	20	20		10	342.0	7	4,485
	151	4	3	1			4			4	4		1		3	5,833
	152	23	11	11		1	23	2		22	22		11	326.3	7	6,071
	153	5	1	3		1	5			4	4		3	273.3		
	154	2														
10	27	10	8	1		1	10	3	2	9	9		1		7	2,800
	28	6	3	3			6	2	1	6	6		3	210.0	3	3,333
	29	10	8	2			10	2		10	10		2		8	3,112
	30	34	17	17			33	8	5	34	33		16	222.5	14	3,807
	31	34	24	10			33	7	1	34	33	1	8	255.0	19	3,142
	58	39	19	19		1	39	9	3	38	38		17	320.0	16	4,643
	59	52	21	29		2	52	9	4	50	50		28	278.9	13	4,453
	60	35	23	12			35	12	9	35	35		12	212.5	19	4,394
	61	26	16	10			26	6	5	26	26		12	246.6	14	2,985
	62	19	15	4			19	8	4	19	18		4	175.0	13	2,907
	63	12	8	4			12	3	1	12	12		4	252.5	7	4,285
	64	31	20	11			31	11	1	31	31		11	217.2	18	3,633
	65	39	29	10			38	12	4	39	37		10	212.0	25	3,728
	66	17	9	7		1	17	5	2	16	16		7	281.4	7	5,214
	67	46	28	18			45	9	3	46	46		18	263.3	25	4,696
	94	33	21	12			33	6	5	33	33		12	255.8	20	4,510
	95	52	31	21			52	13	9	52	52	1	18	263.3	25	4,696
	96	32	23	8			32	5	5	31	31	1	8	278.7	21	3,842
	97	26	23	2	1		26	1		25	25		1		23	4,738
	98	27	9	17		1	27	2		26	26		17	232.3	7	3,752
	99	35	22	12		1	35	9		34	34		12	271.6	16	4,137
	100	30	20	10			30	13		30	30		8	389.2	13	3,892
	101	42	27	15			42	2	1	42	42		13	312.3	22	3,986
	126	38	26	10	2		37	9		36	36		9	302.2	22	4,595
	127	38	31	6	1		38	3		37	37		7	281.4	26	4,834
	128	39	22	17			39	3	1	39	39	1	17	333.9	28	5,155
	129	20	15	4			20	3	1	20	20	1	4	332.5	11	4,523
	130	5	4	1			5	4		5	5		1		3	3,866
	132	1														
	133	4	3	1			4			4	4		1		3	6,333
	135	3	3				3			3	3				3	5,333
	136	7	6	1			7	7		7	7		1		6	4,750
	137	8	7	1			8			8	8		1		9	4,685
	138	1														
	139	5	3	2			5	3	2	5	5		2		1	
	140	10	10				10	1		10	10				10	4,280
	141	32	30	2			32	3		32	32		2		29	4,017
	142	28	22	5	1		28	7		27	27		5	310.0	21	4,728
	143	29	23	6			29	7		29	29		5	296.0	21	4,847
	167	29	25	4			29	1		29	29		3	310.0	25	4,286
	168	24	23	1			24			24	24		1		22	4,790
	169	24	21	3			24	1		24	24		3	516.6	20	4,510
	170	21	19	2			21	2		21	21		1		17	4,952
	171	2														
	172	13	12	1			13			13	13		1		12	7,450
	173	8	6	2			8	1		8	8		1		6	4,600
	174	10	10				10			10	10		2		10	5,930
	175	12	12				12			12	12				12	5,625
	176	2														
	177	8	8				8			8	8				8	4,550
	178	10	9	1			10			10	10		1		8	5,312
	179	12	11	1			12			12	12		1		11	5,727
	180	6	5				6			6	6				5	4,700
	181	16	12	4			13	2		16	16		4		12	4,833
	182	26	20	6			26	1		26	26		5	287.5	12	4,789
	183	11	9	2			11	1		11	11		3	280.0	19	4,789
	184	12	9	3	1		12	3		11	11		7	246.6	7	6,142
	185	12	8	4			12	2		12	12		2		8	6,225
	186	23	20	3			23	2		22	22		3	366.6	7	5,385
	208	11	9	2			11	2		11	11		3	233.3	20	5,220
	209	17	14	3			17	2		17	17		2		6	5,083
	210	9	8	1		1	9	2		9	9		1		13	5,715
	211	16	15	1			16	2		16	16		1		8	6,037
	212	14	14				14	1		14	14		1		13	6,846
	213	2													13	6,946
	216	2														
	217	14	13	1			14	2		14	14		1		10	6,650
	218	9	8	1			9	1		9	9		1		8	5,012
	219	15	12	3	1	1	15	3	1	13	13		1		10	6,300
	220	17	14	3			17	2		17	17		3	270.0	10	5,350
	221	6	6				6	1		6	6				6	6,333
	222	3	3				3	1		3	3				3	3,666
	223	1														
	248	6	6				6			6	6				6	4,166
	249	10	9	1			10	4	1	10	10		1		9	3,222

<sup>1</sup>For renter-occupied dwelling units and vacant nonseasonal not dilapidated units, for rent.  
<sup>2</sup>For owner-occupied dwelling units and vacant nonseasonal not dilapidated units, for sale only.

Table 3.—CHARACTERISTICS OF HOUSING FOR WARDS, BY BLOCKS: 1950—Con.

Ward	Block	All dwelling units by occupancy and tenure					All dwelling units by condition and plumbing facilities			Occupied dwelling units			Contract monthly rent <sup>1</sup>		Value <sup>2</sup> of one-dwelling-unit structures		
		Total	Owner occupied	Renter occupied	Vacant non-seasonal not dilap., for rent or sale	Other vacant and non-resident	Number reporting	No private bath or dilap.	No running water or dilap.	Total	Persons per room		Number reporting	Average monthly rent (dollars)	Number reporting	Average value (dollars)	
											Number reporting	1.51 or more					Occupied by non-white
10	250	11	8	3					11	11			3	35.33	8	4,750	
	251	12	11	1				12	12			1			10	4,400	
	252	13	12	1				13	13	1					12	5,458	
	253	23	19	3		1		23	22	5			3	35.33	16	5,550	
	254	11	9	2				11	11				2		9	6,944	
	255	4	3	1				4	4	2	2		1		2		
	257	2															
	258	2															
	259	3	2				1		3	2					2		
	260	15	13	2				15	15	2			2		12	5,641	
	261	17	11	6				17	17	3	1		5	26.00	8	5,287	
	262	9	8	1				9	9						8	5,337	
	263	13	11	2				13	13	1	1		2		10	5,130	
	264	5	5					5	5	1		1			5	3,760	
	265	10	7	3				10	10	1			3	26.00	7	5,528	
	266	2															
	267	5	5					5	5	2					5	3,300	
	278	2															
	279	3	2	1				3	3				1		2		
	280	6	5	1				6	6	1	1				5	4,840	
	281	3	9	3				3	3	3			3	28.33	7	6,357	
	282	13	4	7	1	1		13	13	2			4	36.75	8	4,714	
	283	49	40	7				49	47	8			7	24.57	35	4,620	
	284	22	19	3				22	22	3			2		15	4,722	
	285	11	10	1				11	11	3					9	7,666	
	286	3	3					3	3						3		
	287	2															
	288	1															
	290	2															
	291	2															
	292	8	6	2				8	8	4			2		4	4,875	
	293	9	7	2				9	9				2		6	8,950	
294	5	5					5	5	1	1				5	4,000		
295	10	7	3				10	10	1			3	40.00	6	4,916		
297	5	4	1				5	5				1		3	6,000		
298	5	4	1				5	5				1		4	5,125		
299	5	4	1				5	5	1					4	4,500		
300	4	2					4	4	2			2		2			
301	2																
302	2																
11	9	3	2	1			3	3	2			1		2			
	10	27	24	3			27	27	6			3	27.66	23	5,865		
	21	8	5	3			8	8				2		3	5,466		
	22	2															
	23	9	7	2				9	9	1			1		7	3,228	
	24	2															
	25	9	8		1			9	8	1	1				6	4,833	
	26	1															
	28	2															
	29	6	6					6	6	1	1				6	7,483	
	30	8	8					8	8	1	1				8	5,687	
	31	5	5					5	5						5	12,100	
	32	1															
	33	4	3			1		4	3						3	7,333	
	40	7	5	2				7	7				2		5	6,520	
	41	3	1	2				3	3				2		1		
	42	9	8	1				9	9				1		8	9,662	
	43	4	4					4	4						4	10,875	
	44	9	8	1				9	9				1		8	8,750	
	45	17	14	2		1		17	16				2		14	8,321	
	46	10	8		2			10	8						10	10,930	
	47	24	17	7				24	24				7	43.00	16	6,343	
	48	17	14	3				17	17				3	55.66	13	11,553	
	49	7	5	2				7	7				2		3	10,333	
	50	11	10	1				11	11				1		10	12,900	
	59	6	6					6	6						6	11,750	
	60	9	9					9	9						8	8,687	
	61	17	15	2				17	17	1			2		15	9,286	
	62	15	14	1				15	15				1		14	8,071	
	63	13	11	2				13	13				2		11	9,681	
	65	11	9	2				11	11	2			1		8	8,425	
	66	11	11					11	11						11	6,636	
67	1																
68	3	2	1				3	3	1			1		2			
69	9	9					9	9						9	6,444		
70	10	8	2				10	10	2			1		6	6,333		
71	7	4	3				7	7	3	1		2		4	3,875		
86	3	3					3	3	1					3	6,333		
87	4	3	1				4	4				1		3	1,500		
88	9	8			1		9	8	1	1				7	5,900		
89	6	4	2				6	6				2		3	7,500		
92	27	20	5		2		27	25	1	1		5	46.00	18	6,750		
93	1																
94	7	5	2				7	7	1			2		4	6,350		
95	3	3					3	3						3	5,833		

<sup>1</sup>For renter - occupied dwelling units and vacant nonseasonal not dilapidated units, for rent.  
<sup>2</sup>For owner - occupied dwelling units and vacant nonseasonal not dilapidated units, for sale only.

## HOUSING—BLOCK STATISTICS

Table 3.—CHARACTERISTICS OF HOUSING FOR WARDS, BY BLOCKS: 1950—Con.

Ward	Block	All dwelling units by occupancy and tenure					All dwelling units by condition and plumbing facilities			Occupied dwelling units			Contract monthly rent <sup>1</sup>		Value <sup>2</sup> of one-dwelling-unit structures		
		Total	Owner occupied	Renter occupied	Vacant non-seasonal not dilap., for rent or sale	Other vacant and non-resident	Number reporting	No private bath or dilap.	No running water or dilap.	Total	Persons per room		Occupied by non-white	Number reporting	Average monthly rent (dollars)	Number reporting	Average value (dollars)
											Number reporting	1.51 or more					
11	96	15	15				15		15	15						15	10 400
	97	21	15				21		20	20			4	49.75	15	8 313	
	98	15	12	4	1		15		12	12					14	12 500	
	119	15	14				15		15	15					14	12 214	
	120	15	14	1			19		19	19			1		13	7 646	
	121	21	16	5			21	4	21	21			2		13	9 176	
	122	7	5	2			7	4	7	7			5	22.20	5	6 960	
	123	2															
	124	15	13	2			15		15	15			2		13	7 015	
	125	7	7				7		7	7					7	6 214	
	126	12	11	1			12		12	12			1		10	5 350	
	127	8	7	1			8	2	8	8		1	1		6	6 666	
	128	5	5				5		5	5					5	7 200	
	140	9	9				9		9	9					9	5 877	
	141	11	10	1			11	2	11	11			1		8	5 437	
	142	14	14				14		14	13					14	5 964	
	143	15	13	2			15	2	15	15			2		13	5 576	
	144	24	18	6			24	3	24	24			6	38.33	16	5 800	
	145	12	9	3			12		12	12			1		9	7 388	
	146	19	12	6		1	19	7	18	18			6	26.33	10	6 120	
	147	15	13	2			15	1	15	15			1		13	7 500	
	148	27	22	4		1	27	7	26	26			4	36.25	21	6 271	
	149	4	4				4	1	4	4					4	7 750	
	160	24	19	5			24		24	24			5	56.20	18	8 611	
	161	29	21	8			29	11	29	29			8	46.87	17	6 488	
	162	18	11	7			18		18	18			6	33.83	9	6 500	
	163	44	36	7		1	44	5	43	43			4	39.50	35	4 997	
	164	22	18	4			22	2	22	22			4	30.50	14	4 964	
	165	23	14	9			22	4	23	23		1	8	28.12	8	6 787	
	166	16	13	3			16		16	16		1	2		11	6 536	
	167	8	8				8		8	8					8	5 250	
	168	3	3				3		3	3					3	5 333	
	169	4	2	1		1	4	3	3	3					2		
	170	1															
	186	2															
	187	4	4				4	2	4	4					4	3 775	
	188	6	5	1			6		6	6			1		5	7 000	
	189	4	4				4		4	4					4	6 125	
	190	14	12	2			14		14	13			1		12	6 166	
	191	28	23	4		1	28	3	27	27			4	23.50	20	6 995	
	192	35	21	13		1	35	10	34	34		1	13	28.38	17	5 794	
	224	13	8	5			13		13	13			5	35.40	6	6 516	
	225	32	24	8			32	5	32	32		1	6	30.00	20	4 755	
	226	2															
	227	4	4				4		4	4					4	4 700	
228	29	25	4			29	7	29	29			3	28.33	23	4 595		
229	24	21	3			24		24	24			3	40.00	17	6 341		
230	28	26	2			27	2	28	28			2		24	4 708		
231	23	19	4			22	3	23	23			4	31.75	15	5 566		
232	9	9				9		9	9					9	7 577		
259	12	11	1			12	1	12	12			1		11	5 027		
260	17	14	3			17	4	17	17			2		12	4 750		
261	14	11	3			14	2	14	14			3	42.66	9	6 111		
262	17	15	2			17		17	17			2		11	5 218		
263	2																
12	14	23	14			22	10	6	23	23							2 554
	15	16	8			16	12	7	16	16		3	7	11.85	11	2 554	
	16	20	12			18	8	8	19	19		1	6	12.00	7	3 385	
	18	20	15			20	2	2	20	20			7	14.00	10	4 430	
	19	6	5			5			6	6			5	4.92	13	4 392	
	23	3	3			3	2		3	3			1	24.00	4	4 392	
	23	3	3			3			3	3					4	4 125	
	24	12	11	1			12		12	12			1		3	4 333	
	25	21	14	7			21	3	21	20			1	30.00	11	4 545	
	26	22	16	6			22	3	22	21			7	46.83	12	4 683	
	27	4	3	1			4		4	3			1	29.66	13	4 076	
	28	20	10	8		2	20	6	6	18	18		1	21.00	10	4 300	
	31	7	3	4			7		7	7			9	32.50	3	4 433	
	32	33	14	14		2	33	4	28	28			15	41.80	9	5 477	
	33	9	7	2			8		9	9			1		7	5 642	
	34	20	15	5			20	3	20	20			5	28.80	11	5 045	
	35	6	5				6		5	5					5	5 100	
	36	14	10	4			14	5	14	14			3	20.33	10	4 350	
	37	6	6				6	1	6	6					6	4 150	
	38	6	6				6		6	6					6	4 250	
	39	14	13	1			14	2	14	14			1		12	4 933	
	40	13	12	1			13	3	13	13			1		11	5 136	
	41	10	7	3			10	2	10	10			3	24.66	7	3 428	
	42	21	14	6		1	19	1	20	19			6	22.00	10	4 600	
	43	25	16	8			24	12	24	24		1	7	24.42	11	3 518	
	44	7	7				7		7	7					7	7 142	
	45	28	21	6		1	27	6	27	27			6	37.33	18	6 655	
46	19	18	1			19	1	19	19			1		14	6 421		
53	23	18	5			22	1	23	23			4	29.50	16	5 906		
54	31	27	2		1	31	4	29	29			2		25	6 312		
55	8	3	5			8		8	8			5	40.60	2			

<sup>1</sup>For renter - occupied dwelling units and vacant nonseasonal not dilapidated units, for rent.  
<sup>2</sup>For owner - occupied dwelling units and vacant nonseasonal not dilapidated units, for sale only.

Table 3.—CHARACTERISTICS OF HOUSING FOR WARDS, BY BLOCKS: 1950—Con.

Ward	Block	All dwelling units by occupancy and tenure					All dwelling units by condition and plumbing facilities			Occupied dwelling units			Contract monthly rent <sup>1</sup>		Value <sup>2</sup> of one-dwelling-unit structures.	
		Total	Owner occupied	Renter occupied	Vacant non-seasonal not dilap., for rent or sale	Other vacant and non-resident	Number reporting	No private bath or dilap.	No running water or dilap.	Total	Persons per room	Occupied by non-white	Number reporting	Average monthly rent (dollars)	Number reporting	Average value (dollars)
12	56	18	11	7		18			18	18		5	30.40	11	5,109	
	57	14	12	2		14			14	14		2		11	5,863	
	58	14	13	1		13			14	14		1		13	6,676	
	59	32	32			32			32	32				32	6,856	
	60	7	6	1		7	2		7	7		1		5	6,800	
	61	11	11			11			11	10		11		11	6,227	
	63	5	3	2		5	3	3	5	5		2		3	1,666	
	64	1				1			3	3				3	6,000	
	67	3	3			3	1		3	3					3,150	
	68	13	12		1	13	10	7	12	12	1	1		12	4,500	
	70	4	3	1		4	1	1	4	4		1		3	4,500	
	71	4	4			4	1		4	4				4	3,325	
	72	6	6			6	2	2	6	6				6	4,566	
	73	4	4			4			4	4				4	5,500	
	74	2				2			4	4		2		2		
	75	4	2	2		4	2	1	4	4				2		
	76	3	2	1		3	2	2	3	3				2		
	78	2				2			2	2				2		
	79	4	3	1		4	1		4	4		1		3	5,666	
	80	2				2			4	4						
	81	5	5			5	1		5	5				5	6,100	
	82	5	5			5			5	5				5	12,400	
	83	34	25	9		34	4	1	34	34		9	36.55	22	6,436	
	84	26	14	11		26	5	1	25	25		11	29.54	12	6,375	
	85	32	10	10		32			32	32		10	37.60	20	6,000	
	86	29	16	12		29	3	1	28	28		11	29.09	12	5,625	
	95	22	9	13		22	1	1	22	22		13	38.69	9	9,000	
	96	44	24	20		44	7	4	44	44		19	33.00	18	6,483	
	97	32	23	9		32	3		32	32		9	35.55	21	5,357	
	98	39	26	10	3	39	6	1	36	36		10	31.50	24	6,583	
	99	24	19	5		23	4		24	24		5	39.20	15	6,413	
	100	1				1										
	101	13	8	5		13			13	13		4	44.25	7	9,142	
	102	10	9	1		10			10	10		1		9	10,444	
	104	5	4	1		5			5	5		1		3	10,500	
	105	5	5			5			5	5				5	7,700	
	106	18	18			18			18	18				18	7,916	
	107	22	21	1		22			22	22		1		21	6,333	
	108	6	4	2		6			6	6		2		4	6,625	
	110	2				2										
	112	6	4	2		6			6	6		1		2	6,476	
	113	16	14	2		15	2	1	16	15		1		13	6,500	
	115	4	4			4	1		4	2				4		
	116	1				1			7	6		2		4	7,375	
	117	7	5	2		7	1		7	6				6	5,583	
	118	6	6			6	1	1	6	6		1		6	4,250	
	119	7	6	1		7	3		7	7		1		6	7,000	
	120	6	4	1	1	6	2		5	5		1		3	5,714	
	121	10	7	3		10			10	10		3	24.66	7	5,733	
	122	6	4	2		6	3		6	6		2		3		
	123	13	13			13			13	13				12	6,816	
	124	13	10	3		12	3	1	13	13		3	29.00	9	7,088	
	126	23	22	1		22			23	23		1		22	8,300	
	127	17	12	5		17	2	2	17	17		5	48.40	11	8,500	
	128	10	10			10	1		10	10				9	10,500	
	129	6	3	3		6			6	6		3	75.66	1		
	130	39	22	17		39	3		39	39		15	36.40	19	6,736	
	131	23	21	2		23			23	23		1		21	7,247	
	132	24	19	4		24	2		23	23		3	51.33	17	8,058	
	156	1				1										
	157	13	8	5		13			13	13		4	55.75	7	7,142	
	190	15	9	6		15			15	15		6	22.50	5	4,400	
	191	16	13	3		16	11	2	16	16		3	25.66	11	5,500	
	192	4	3			4			3	3				3	4,500	
	193	40	32	7		39	15	10	39	37		7	22.28	26	5,165	
	194	3	3		1	3			3	3				3	12,000	
	195	21	16	5		19			21	19		4	43.00	13	10,800	
	196	9	8	1		9	1	1	9	9		1		8	7,250	
	197	14	13	1		13			14	14		1		13	8,023	
	198	11	8	3		10			11	11		3	48.33	7	5,857	
	199	3	3			3			3	3				2		
	200	4	4			4			4	4				4	8,000	
	201	1	1			1										
	202	13	4	2		13			13	13		2		10	8,650	
	204	4	4			4	1	1	4	4				3	3,833	
	205	1				1										
	206	7	6	1		7			7	7		1		6	9,750	
	207	6	4	2		6	1	1	6	6		2		4	6,750	
	209	17	12	5		17	2		17	16		5	37.00	9	5,833	
	210	3	3			2			3	3				2		
	211	3	3			3			3	3				2		
	212	2				2										
13	1	6	5	1		6		1	6	6		1		5	7,000	
	2	4	4			4			4	4				4	9,675	

<sup>1</sup>For renter - occupied dwelling units and vacant nonseasonal not dilapidated units, for rent.  
<sup>2</sup>For owner - occupied dwelling units and vacant nonseasonal not dilapidated units, for sale only.



Table 3.—CHARACTERISTICS OF HOUSING FOR WARDS, BY BLOCKS: 1950—Con.

Ward	Block	All dwelling units by occupancy and tenure					All dwelling units by condition and plumbing facilities			Occupied dwelling units			Contract monthly rent <sup>1</sup>		Value <sup>2</sup> of one-dwelling-unit structures	
		Total	Owner occupied	Renter occupied	Vacant non-seasonal not dilap., for rent or sale	Other vacant and non-resident	Number reporting	No private bath or dilap.	No running water or dilap.	Total	Persons per room	Occupied by non-white	Number reporting	Average monthly rent (dollars)	Number reporting	Average value (dollars)
										Number reporting	1.51 or more					
13	3	24	24						24	24					24	8.020
	4	10	10						10	10					10	7.720
	13	1														
	14	9	8	1					9	9			1	8	9.500	
	15	1														
	16	13	13						13	13				11	7.727	
	17	7	5	2					7	7			2	5	11.020	
	18	10	9	1					10	10			1	9	12.333	
	19	6	5	1					6	5				5	13.200	
	20	2														
	72	24	22	2					24	24				22	8.859	
	74	4		4				1	4	4						
	75	13	12	1					13	13			1	12	9.266	
	76	11	11						11	11				11	7.600	
	79	8	7	1					8	8			1	7	7.714	
	80	2														
	82	1														
	85	10	9	1					9	9			1	8	8.087	
	132	1														
	133	4	4						4	4				4	5.625	
	134	7	5	2					7	7	1		2	3	4.266	
	135	3	3						3	3				3	5.333	
	136	5	5						4	5				5	6.000	
	137	2														
	138	12	11	1					10	12			1	10	4.290	
	171	2														
	172	3	3						3	3				3	4.666	
	173	4	3	1					4	4			1	3	6.333	
	175	17	17						17	17				16	4.937	
	176	7	7						7	7				7	6.357	
	177	1														
	178	13	12	1					13	13			1	11	5.318	
	179	7	7						7	7				7	6.142	
	180	21	16	3	1	1			21	19			3	15	6.493	
	181	26	18	8					26	26			7	16	5.718	
	182	1														
	183	1														
	184	5	5						4	5				5	3.160	
	238	6	6						6	6				6	7.250	
	239	21	18	2	1				21	20			2	17	6.382	
	240	21	17	4					21	21			4	16	7.750	
	241	33	16	17					33	33	1		16	12	6.333	
	242	20	16	3	1				20	19			1	13	5.384	
	243	6	4	2					6	6			2	4	4.625	
	244	1														
	245	9	7	2					9	9			2	5	4.100	
	246	7	7						6	7				7	3.471	
	247	18	15	3					18	18			3	13	6.869	
	248	18	14	3	1				17	17			4	12	4.541	
	249	21	18	3					20	20			2	17	5.900	
	250	36	25	10	1				35	34	1		9	17	5.958	
	251	22	18	4					22	22			4	15	6.733	
	252	21	18	3					21	21			2	17	6.294	
	253	7	6	1					7	7			1	5	8.060	
	254	9	8	1					9	9			1	7	2.800	
	308	1														
	309	4	4						4	4				4	9.750	
	310	20	18	2					20	20			2	16	6.006	
	311	28	19	8					28	27			8	15	6.146	
	312	27	20	7		1			26	27			5	18	5.900	
	313	24	21	3					24	24			3	18	5.811	
	314	17	15	2					15	16			1	13	5.730	
	315	14	13	1					14	14			1	13	3.923	
	316	18	15	2	1				18	17			3	12	3.541	
	317	2														
	318	5	5						5	5				5	3.780	
	319	19	16	3					19	19			2	14	4.442	
	320	24	16	8					24	24			4	15	4.533	
	321	15	10	5					14	15			4	8	6.250	
	322	31	21	10					31	31			9	12	5.816	
	323	36	21	13	2				36	34			14	15	5.733	
	324	23	19	4					23	23			3	17	6.582	
	325	15	12	3					15	15			3	11	6.863	
	326	4	4						4	4				4	9.625	
	378	1														
	379	10	10						10	10				10	6.400	
	380	33	23	10					30	33			7	17	7.058	
	381	28	16	11	1				27	27			10	12	5.333	
	382	24	16	8					24	24			7	15	5.633	
	383	18	10	8					18	18			8	8	4.200	
	384	29	15	13		1			29	28			13	7	4.571	
	385	26	19	7					26	26			7	15	5.000	
	386	15	12	3					15	15			3	10	3.630	
	387	7	6	1					7	7			1	5	3.680	
	388	5	3	2					5	5			2	3	3.666	
	389	4	4						4	4				4	4.675	
	390	1														

<sup>1</sup>For renter - occupied dwelling units and vacant nonseasonal not dilapidated units, for rent.<sup>2</sup>For owner - occupied dwelling units and vacant nonseasonal not dilapidated units, for sale only.

Table 3.—CHARACTERISTICS OF HOUSING FOR WARDS, BY BLOCKS: 1950—Con.

Ward	Block	All dwelling units by occupancy and tenure					All dwelling units by condition and plumbing facilities			Occupied dwelling units			Contract monthly rent <sup>1</sup>		Value <sup>2</sup> of one-dwelling-unit structures	
		Total	Owner occupied	Renter occupied	Vacant non-seasonal not dilap., for rent or sale	Other vacant and non-resident	Number reporting	No private bath or dilap.	No running water or dilap.	Total	Persons per room		Number reporting	Average monthly rent (dollars)	Number reporting	Average value (dollars)
											Number reporting	1.51 or more				
13	3333	1														
	3333	1														
	4001	9	9			9	6		9	9					8	2,762
	4002	2	2	1		3	1		3	3					2	
	4004	4				4			4	4					4	3,500
	4005	1	1													
	4007	1														
	409	3	1	2		3	1	1	3	3		1				
	4110	2														
	4111	1														
	4113	9	8	1		9			9	9		1		8	2,637	
	4114	7				4			4	5				4	3,125	
	4117	5				5			5	6		1		5	4,040	
	4118	5		1		6			6	6				5	2,840	
	4119	1														
	426	1														
	427	4	4			4	3	1	4	4				4	1,875	
	429	8	4	3		8	5	1	7	7	1	3	21.66	3	2,666	
	430	1														
	433	6	6	3		9	4		9	9		3	21.66	5	3,700	
	434	10	10	4		14	7	2	14	14		3	23.33	7	3,385	
	435	4	4	3		7	6		7	7		2		4	2,225	
	436	8	8			8	1		8	8				6	3,600	
	437	7												8	3,475	
	438	14	14			14			14	14				14	3,285	
	439	3				3			3	3				3	3,233	
	440	2														
	441	2		2		3	1	1	3	3	2	2		3	2,166	
	442	3		1		4			4	4		1				
	443	5				5			5	5				5	3,260	
	444	2				2			2	2				2	4,265	
	445	10	14	5	1	26	2		26	26		5	25.00	20	4,265	
	446	7				7			7	7		1	35.53	6	5,433	
	448	21	12	9		21	8		21	21		8	27.37	8	5,000	
	449	27	18	9	1	26	1	1	26	26		7	23.00	16	4,193	
	450	32	18	14	1	31	1		30	30		12	32.91	13	3,915	
	451	36	24	12	1	36	2		36	36		11	26.45	23	4,765	
	452	31	16	15		31	4	4	31	31	1	14	32.07	12	4,583	
	453	14	13	1		14	2		14	14		1		11	4,054	
	454	44	27	17	1	44	6	1	42	42		14	30.57	21	4,438	
	455	28	17	11	1	28	8	1	27	27		10	27.50	15	3,480	
	456	32	16	16		32	12		31	31		15	27.00	9	5,966	
	457	27	19	8		27	1	5	27	26		7	32.85	15	5,520	
	458	34	19	15		33	2		34	34	1	15	32.86	15	4,933	
	459	24	20	4		24			24	24		3	28.66	17	5,147	
	460	14	8	6		14	2	1	14	14		6	25.50	8	4,337	
	461	6	3	3		6			6	6		2		3	4,733	
	462	14	13	1		14	4		14	14	1	1		13	2,138	
	463	14	11	3		14	6	1	13	13		2		10	3,050	
	464	8	8		1	8	2		7	7		1		5	3,980	
	465	10	8	2		10	2	2	10	10		2		7	3,614	
	466	5	3	2		5	3		5	5	1	2		3	2,433	
	467	9	7	1		9			8	8		1		7	3,357	
	468	1														
	469	4	3	1		4	1		4	4		1		3	2,533	
	470	7	3	4	1	7			6	6		3	21.33	3		
	471	5	4	1		5	4		5	5				4	3,525	
	472	6	6			6		1	6	6				6	3,383	
	473	6	3	3		6			6	6		2		3	3,166	
	474	3	3			3			3	3				3	2,100	
	475	5	3	2		5	3	3	4	4		3	12.66	1		
	476	7	3	4		7	2	1	7	7	1	4	25.25	1		
	477	6				6	2		6	6		1		2		
	478	5		3		5	3	3	5	5		2		2		
	479	2				2			2	2				3	4,500	
	480	1				1			1	1				1	3,781	
	481	29	17	12		29	7		27	27		3	21.00	20	2,925	
	482	35	18	17		35	7		35	35		6	24.16	11	3,827	
	483	21	18	3		21	1		21	20		3	25.00	14	4,092	
	484	17	9	8		17	7	1	17	17	1	9	18.00	7	2,614	
	485	1														
	486	12	8	4		12	3		12	12		4	24.00	7	4,057	
	487	12	6	6		12	2		12	12		6	30.16	5	3,480	
	488	43	9	34		42	8	2	43	42	2	32	22.12	8	6,100	
	489	26	10	16		26			26	25		15	28.00	9	4,011	
	490	23	16	7		23	2		23	23		6	32.50	12	3,883	
	491	6	6			6	4		6	6		4	16.00	2		
	492	2	1	1	1	2	1	2	2	2		9	23.22	2		
	495	45	6	39		45	3	2	45	45	7	38	17.34	5	3,700	
	496	18	2	16		18	2		18	18		16	29.43	1		

<sup>1</sup>For renter - occupied dwelling units and vacant nonseasonal not dilapidated units, for rent.  
<sup>2</sup>For owner - occupied dwelling units and vacant nonseasonal not dilapidated units, for sale only.

HOUSING-BLOCK STATISTICS

Table 3.—CHARACTERISTICS OF HOUSING FOR WARDS, BY BLOCKS: 1950—Con.

Ward	Block	All dwelling units by occupancy and tenure					All dwelling units by condition and plumbing facilities			Occupied dwelling units			Contract monthly rent <sup>1</sup>		Value <sup>2</sup> of one-dwelling-unit structures	
		Total	Owner occupied	Renter occupied	Vacant non-seasonal not dilap., for rent or sale	Other vacant and non-resident	Number reporting	No private bath or dilap.	No running water or dilap.	Total	Persons per room	Occupied by non-white	Number reporting	Average monthly rent (dollars)	Number reporting	Average value (dollars)
13	497	1							8	8	2	2				
	598	8	6	2					8	8	1	18	22.50	5	6800	
	599	22	4	17	1				21	21	2	13	25.15	4	2800	
	600	25	8	13	1	3	2	2	24	21	2	3	23.00	11	3054	
	601	16	12	4					16	15	1	4	32.00	9	3933	
	602	15	11	4					15	15						
	605	2														
	609	13	8	5					13	13		5	23.80	7	2714	
	610	10	9	1					10	10		1		9	2788	
	611	36	15	21					36	36	1	21	23.47	10	3470	
	612	23	13	10					23	23	2	8	18.25	10	2560	
	613	12	9	3					12	12	3	3	16.66	7	2571	
	614	29	18	11					29	27	2	3	14.33	5	1900	
	617	27	18	9					27	27		8	25.37	16	3343	
	618	5	3	2					5	4		2		2		
	619	3	1	2					3	3		2		1		
	620	3	3						3	3				3	2500	
	621	1														
	14	213	8	4	4				8	8		4	33.75	3	8166	
		214	20	9	9		2		20	18	1	8	32.25	8	11375	
		287	7	5	2				7	7		2		3	7133	
		288	12	10	2				12	12		2		5	6583	
289		5	5					5	5				6	5320		
290		9	6	3				9	9		3	46.00	6	5250		
341		14	11	3				14	14		2		11	7681		
342		17	12	5				17	17		5	20.20	12	4883		
343		7	5	2				7	7		2	21.00	4	3008		
344		7	5	2		1			6	6		3		3	6600	
345		2														
346		1														
347		1														
348		10	5	5					10	10		4	40.00	3	5333	
349		3	2	1					3	3				2		
350		3	3						3	3				3	8333	
351		3	3						3	3						
352		1														
353		1														
354		3	3						3	3				3	7133	
355		2														
356		4	3	1					4	4		1		3	6000	
357		11	10	1					11	11		4		10	7550	
358		33	29	4					33	32		1	36.50	27	7444	
359		20	17	3					20	20		3	31.66	15	7400	
360		17	14	3		1			17	16		1		14	5769	
361		10	6	4					10	10		2		1	10375	
362		20	13	7					20	19		2	43.80	4	9777	
363		13	10	3					13	12		2		10	5160	
364		6	5	1		1			6	6		1		5	11400	
367		2														
368		34	31	3					34	34		3	27.00	30	7683	
369		25	23	2		1			24	24		1		23	6878	
370		13	13						13	13				12	8791	
371		7	7						7	7		1		7	8791	
372		3	3						3	3				3	6928	
373		4	4						4	4				3	8166	
374		5	3	2					5	4		1		4	7125	
375		4	3	1					4	4		1		1		
376		1														
377		3	2	1					3	3				2		
381		5	4	1					5	5		1		4	6250	
382		6	5	1					6	5				5	6250	
383		58	54	4		1			57	58		4	34.50	51	2815	
384		33	22	11					33	33		2	25.63	21	2909	
385		6	6						6	6				3	6166	
386		4	4						4	4				4	5050	
387	9	7	2					9	8				7	4642		
388	2															
389	8	7	1					8	8		1		6	4833		
390	12	11	1					12	12		1		11	3781		
391	7	6	1					7	7		1		6	2583		
392	2															
394	5	4	1					5	5				4	8625		
395	8	7	1					8	8		1		7	8714		
440	2															
441	11	10	1					11	11		1		10	13650		
442	13	11	2					13	13				11	12000		
443	15	11	4		1			15	14		3	70.00	8	13300		
444	16	13	3					16	16		3	67.66	12	10558		
445	23	17	6					23	22		6	39.50	12	8558		
446	18	15	3					18	18		3	44.00	15	8680		
447	28	18	9		1			27	27		9	48.44	14	12321		
448	24	23	1					24	23				23	10621		
449	21	18	3					21	21		1		18	13638		
450	2															
451	9	9						9	9				8	8125		

<sup>1</sup>For renter - occupied dwelling units and vacant nonseasonal not dilapidated units, for rent.  
<sup>2</sup>For owner - occupied dwelling units and vacant nonseasonal not dilapidated units, for sale only.

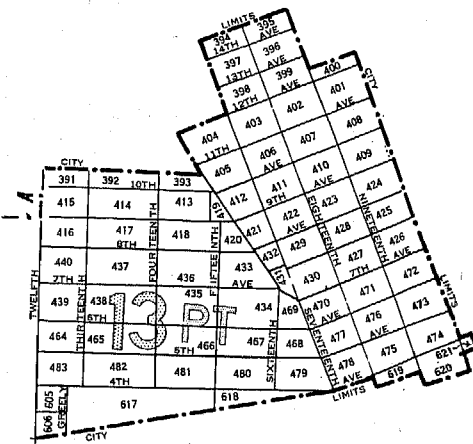
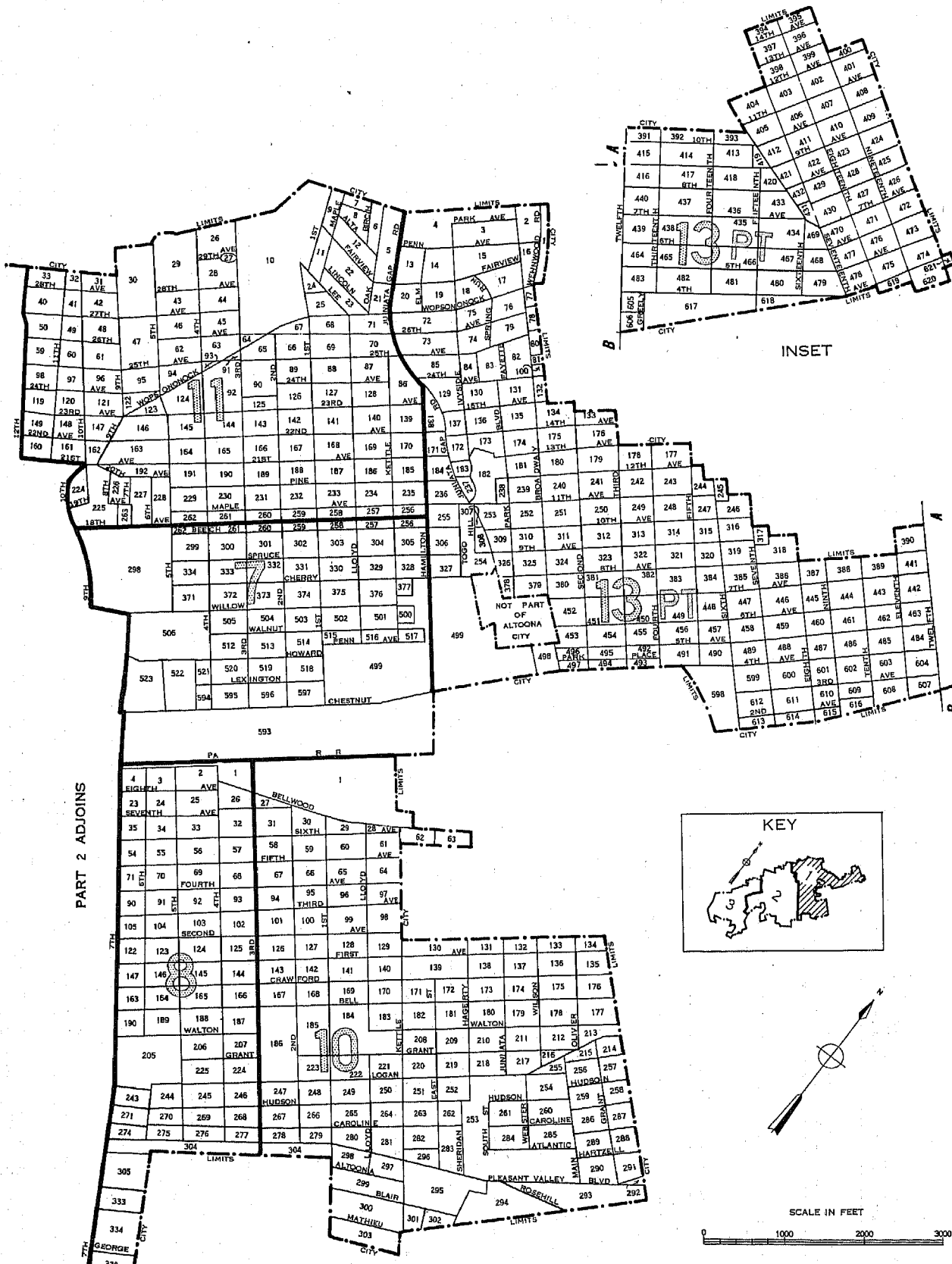
Table 3.—CHARACTERISTICS OF HOUSING FOR WARDS, BY BLOCKS: 1950—Con.

Ward	Block	All dwelling units by occupancy and tenure					All dwelling units by condition and plumbing facilities			Occupied dwelling units			Contract monthly rent <sup>1</sup>		Value <sup>2</sup> of one-dwelling-unit structures	
		Total	Owner occupied	Renter occupied	Vacant non-seasonal not dilap., for rent or sale	Other vacant and non-resident	Number reporting	No private bath or dilap.	No running water or dilap.	Total	Persons per room		Number reporting	Average monthly rent (dollars)	Number reporting	Average value (dollars)
											Number reporting	1.51 or more				
14	452	9	9						9	9				9	12,222	
	453	15	13	2		15			15	15			2	11	13,272	
	454	16	13	2	1	16			15	15			1	12	10,875	
	455	15	11	4		15			15	15			3	10	9,050	
	456	11	8	3		11			11	11			3	7	9,928	
	457	9	9			9			9	9			3	9	8,722	
	458	5	5			5			5	5				5	7,360	
	459	8	6	1	1	8			7	7			2	5	12,300	
	460	6	6			6			6	6				5	6,966	
	461	4	3	1		3			4	3				3	8,333	
	463	6	6			6			6	6				6	16,416	
	464	11	11			11			11	11				11	8,354	
	465	17	17			17			17	17				15	7,973	
	466	26	22	4		26	1		26	26	1		4	20	10,025	
	467	47	33	12	2	46	3	1	45	45			12	30	12,123	
	468	2														
	469	2														
	470	7	6			7			6	6				6	5,250	
	472	7	7			7			7	7				7	7,485	
	473	26	18	7		26	3	1	25	25			7	16	9,437	
	474	2														
	475	6	5	1		6			6	6			1	5	6,920	
	476	8	7	1		7			8	8			1	6	8,083	
	477	8	8			8	1	1	8	8				8	5,875	
	478	7	5	2		7			7	7			2	4	8,250	
	479	4	4			4			4	4				4	7,250	
	480	3	2	1		3			3	3			1	1		
	483	1														
	484	1														
	486	5	5			5			5	5				5	10,200	
	487	6	6			6			6	6				6	10,750	
	488	2														
	489	3	3			3			3	3				3	7,333	
	492	3	3			3			3	3				3	6,000	
	493	2														
	495	1														
	497	12	11	1		12			12	12			1	10	8,300	
	498	5	5			5			5	5				5	4,600	
	499	13	12	1		13	2		13	13				11	5,518	
	500	15	10	5		15			15	15			5	10	6,950	
	502	6	5	1		6			6	6			1	5	9,700	
	503	11	9	2		11			11	11			2	7	9,214	
	504	6	6			6			6	6				6	10,666	
	505	1														
	506	9	7	2		9	1		9	9			1	7	7,357	
	507	8	4	3		8	1		7	7			3	3	4,233	
	508	6	6		1	6			6	6				6	5,966	
	509	5	5			5			5	5				5	5,560	
	510	7	5	2		7	1		7	7			2	4	6,000	
	511	3	2	1		3	1		3	3			1	2		
	512	6	5	1		6			6	6			1	5	6,000	
	513	2														
	514	3	3			2			3	3				3	11,666	
	515	2														
	516	4														
	517	4	4			4			4	4				4	7,675	
	518	3	2	1		3			3	3			1	2		
	520	5	4	1		5			5	5				4	6,625	
	521	2														
	522	6	5	1		6			6	6			1	5	6,200	
	523	6	5	1		6	2		6	5			1	5	5,820	
	524	8	5	3		8	1		8	7			2	4	7,800	
	525	8	7		1	8			7	6				8	6,725	
	527	4	2		1	4			2	2				3	6,666	
	528	2														
	529	11	9	1	1	11			10	10			1	10	8,300	
	530	1														
	531	7	6	1		7		2	7	7			1	6	3,350	
	532	16	14	2		16	1	1	16	16			1	14	6,714	
	533	19	18	1		19			19	19				18	5,572	
	534	4	4			4			4	4				4	4,150	
	535	6	4	2		6	2	2	6	6			2	4	5,075	
	536	14	14			14			14	14				14	4,535	
	537	24	18	5		24	2		23	23			5	18	5,750	
	538	5	5			5			5	5				5	6,560	
	539	24	18	6		24	1		24	24			6	16	5,625	
	540	4	4			4			4	4				4	5,750	
	541	15	11	3	1	15	4	4	14	14			2	11	5,363	
	542	12	10	2		12			12	12			1	10	3,550	
	543	6	5	1		6			6	6			1	5	7,980	
	544	5	4	1		5			5	5				4	8,750	
	545	3	2	1		3			3	3			1	2		
	546	3	2	1		3			3	3			1	1		
	547	1														
	548	4	4			4			4	4				4	6,250	
	550	9	8	1		9			9	9			1	8	8,250	

<sup>1</sup>For renter - occupied dwelling units and vacant nonseasonal not dilapidated units, for rent.  
<sup>2</sup>For owner - occupied dwelling units and vacant nonseasonal not dilapidated units, for sale only.

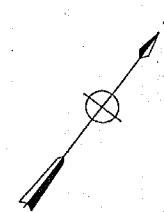
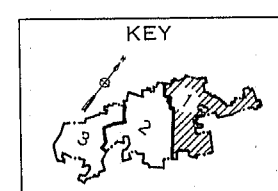
# ALTOONA, PENNSYLVANIA, BY WARDS AND BLOCKS: 1950

PART 1 OF 3 PARTS



INSET

PART 2 ADJOINS



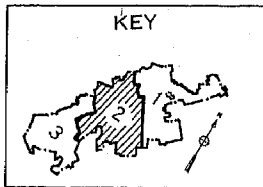
SCALE IN FEET



LEGEND  
 BLOCK NUMBERS  
 WARD NUMBERS  
 WARD BOUNDARIES  
 U.S. DEPARTMENT OF COMMERCE, BUREAU OF THE CENSUS

ALTOONA, PENNSYLVANIA, BY WARDS AND BLOCKS: 1950

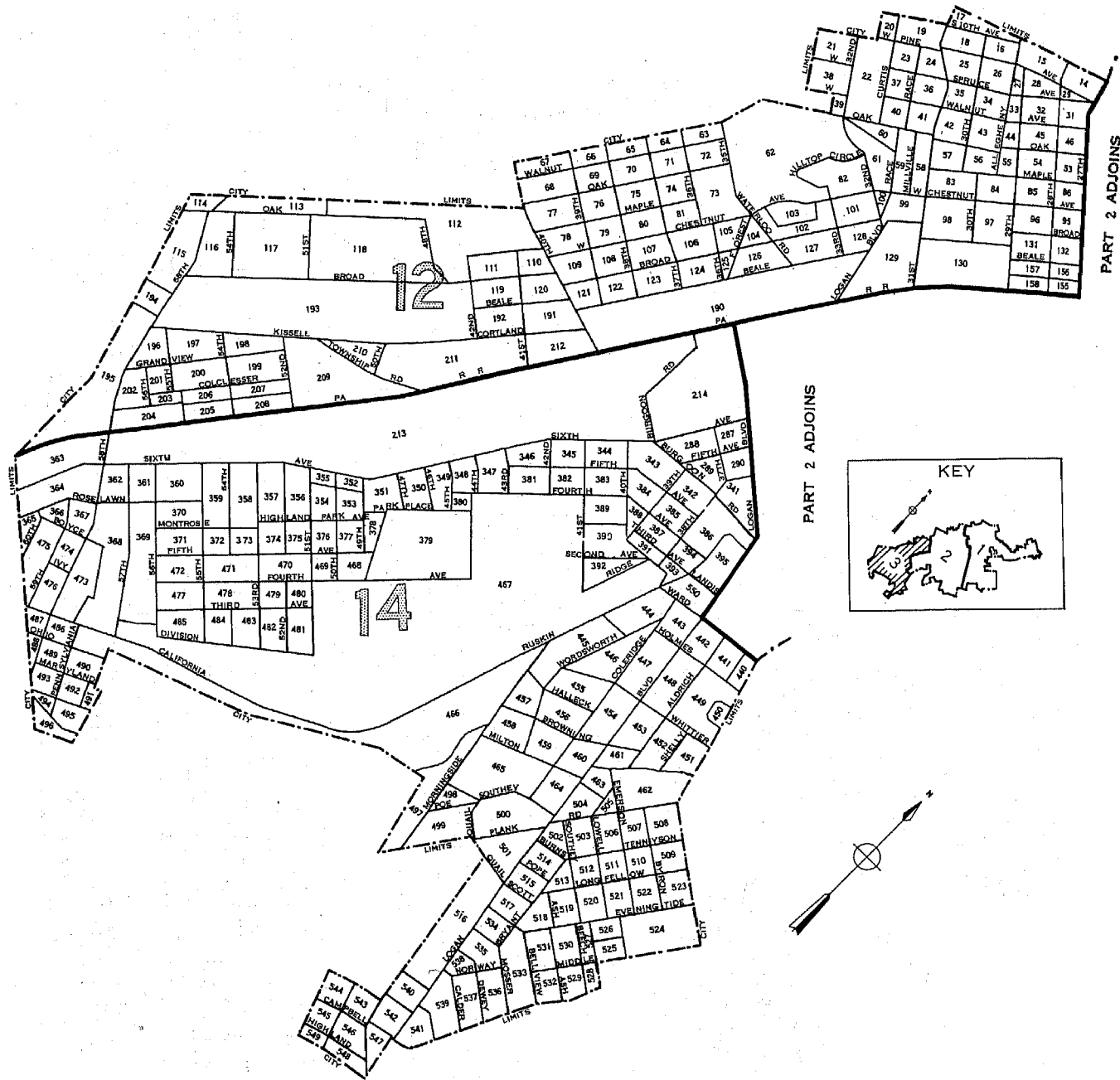
PART 2 OF 3 PARTS



LEGEND  
BLOCK NUMBERS  
WARD NUMBERS  
WARD BOUNDARIES  
U.S. DEPARTMENT OF COMMERCE, BUREAU OF THE CENSUS

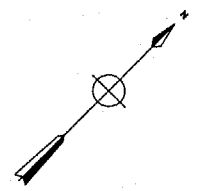
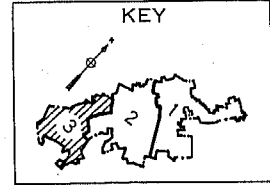
ALTOONA, PENNSYLVANIA, BY WARDS AND BLOCKS: 1950

PART 3 OF 3 PARTS



PART 2 ADJOINS

PART 2 ADJOINS



LEGEND

BLOCK NUMBERS

WARD NUMBERS

WARD BOUNDARIES

U.S. DEPARTMENT OF COMMERCE, BUREAU OF THE CENSUS