


# 1950 UNITED STATES CENSUS OF HOUSING

U. S. DEPARTMENT OF COMMERCE • BUREAU OF THE CENSUS



**BATON ROUGE, LA.** **BLOCK**  
**STATISTICS**

## U. S. CENSUS OF HOUSING: 1950

### Volume

- I General Characteristics
- II Nonfarm Housing Characteristics
- III Farm Housing Characteristics
- IV Residential Financing
- V Block Statistics

Housing statistics for census tracts are to be included in the Population reports on census tracts.

## U. S. CENSUS OF POPULATION: 1950

### Volume

- I Number of Inhabitants
- II Characteristics of the Population

Succeeding volumes will cover the following subjects:

Census Tracts, Nativity and Parentage, Nonwhite Population by Race, Persons of Spanish Surname, Institutional Population, Differential Fertility, Labor Force Characteristics, Occupation, Industry, Income, Internal Migration, Education, Characteristics of Families and Households.

**UNITED STATES CENSUS of HOUSING : 1950**  
U. S. DEPARTMENT OF COMMERCE      BUREAU OF THE CENSUS  
CHARLES SAWYER, Secretary      ROY V. PEEL, Director



**BLOCK STATISTICS**

**BATON ROUGE**  
**LOUISIANA**

*Prepared under the supervision of*  
Howard G. Brunzman, Chief  
*Population and Housing Division*

1950 HOUSING CENSUS REPORT

VOLUME V, PART 14

UNITED STATES GOVERNMENT PRINTING OFFICE 1951

**BLOCKS**



## BUREAU OF THE CENSUS

ROY V. PEEL, *Director*

A. ROSS ECKLER, *Deputy Director*  
HOWARD C. GRIEVES, *Assistant Director*  
CONRAD TAEUBER, *Assistant Director*  
MORRIS H. HANSEN, *Assistant Director for Statistical Standards*  
ROBERT Y. PHILLIPS, *Assistant Director for Operations*  
CALVERT L. DEDRICK, *Coordinator, International Statistics*  
FRANK R. WILSON, *Information Assistant to the Director*

### Population and Housing Division—

HOWARD G. BRUNSMAN, *Chief*  
WAYNE F. DAUGHERTY, *Assistant Chief for Housing*  
ROBERT B. VOIGHT, *Assistant Chief for Operations*  
HENRY S. SHRYOCK, JR., *Assistant Chief for Population*  
EDWIN D. GOLDFIELD, *Program Coordinator*

Quality and Equipment Statistics—Robert C. Hamer, *Chief*  
Inventory Statistics—Carl A. S. Coan, *Chief*  
Developmental Programs—J. Hugh Rose, *Chief*  
Residential Financing—Junia H. Honnold, *Chief*  
Territories and Possessions—Joel Williams, *Chief*  
Statistical Sampling—Joseph Steinberg, *Chief*  
Statistical Procedure—Morton A. Meyer, *Chief*  
Processing Operations—Milton D. Lieberman, *Chief*

Administrative Service Division—WALTER L. KEHRES, *Chief*  
Agriculture Division—RAY HURLEY, *Chief*  
Budget Officer—CHARLES H. ALEXANDER  
Business Division—HARVEY KAILIN, *Acting Chief*  
Field Division—LOWELL T. GALT, *Chief*  
Foreign Trade Division—J. EDWARD ELY, *Chief*  
Geography Division—CLARENCE E. BATSCHLET, *Chief*  
Governments Division—ALLEN D. MANVEL, *Chief*  
Industry Division—MAXWELL R. CONKLIN, *Chief*  
Machine Tabulation Division—C. F. VAN AKEN, *Chief*  
Personnel Division—HELEN D. ALMON, *Chief*

### SUGGESTED IDENTIFICATION

U. S. Bureau of the Census. *U. S. Census of Housing: 1950. Vol. V, Block Statistics, Part 14.*  
U. S. Government Printing Office, Washington, D. C., 1951.

For sale by the Superintendent of Documents, U. S. Government Printing Office, Washington 25, D. C.,  
or any of the Field Offices of the Department of Commerce - Price 15 cents

## PREFACE

This report presents statistics on characteristics of dwelling units by blocks for the city. The tabulations are based on data from the 1950 Census of Housing, taken as of April 1, 1950. Authorization for the 1950 Census of Housing as part of the Seventeenth Decennial Census was provided by the Housing Act of 1949, approved July 15, 1949.

The major portion of the information compiled from the 1950 Census of Housing appears in Volume I, *General Characteristics*; Volume II, *Nonfarm Housing Characteristics*; Volume III, *Farm Housing Characteristics*; Volume IV, *Residential Financing*; and Volume V, *Block Statistics*. Volume V consists of separate reports, issued as bulletins for each of the 209 cities which in 1940 or in a subsequent census had a population of 50,000 or more. These reports will not be bound into a single publication.

The subjects covered in both the 1950 and 1940 reports on characteristics of dwelling units by blocks are substantially similar.

This report was prepared under the direction of Howard G. Brunsman, Chief, Population and Housing Division, and Wayne F. Daugherty, Assistant Chief for Housing. Robert C. Hamer, Chief, Quality and Equipment Statistics Section, was in charge of coordinating the content and the format of the report with assistance from Carl A. S. Coan, Chief, Inventory Statistics Section; Floyd D. McNaughton, Chief, Equipment and Facilities Unit; Beulah Washabaugh, Chief, Tenure and Vacancy Unit; and Walter A. Hines. The compilation of the statistics was under the supervision of Robert B. Voight, Assistant Chief for Operations.

The collection of the information on which these statistics are based was under the supervision of Lowell T. Galt, Chief, Field Division. The geographic work, including the assignment of all block numbers and the preparation of maps, was under the supervision of Clarence E. Batschelet, Chief, Geography Division. The data were tabulated under the supervision of C. F. Van Aken, Chief, Machine Tabulation Division.

November 1951.

# BATON ROUGE, LA.

## CONTENTS

### INTRODUCTION

	Page		Page
General.....	1	Definitions and explanations—Continued	
Related reports.....	1	Persons per room.....	2
Use of data.....	1	Color of occupants.....	2
Comparability with 1940 Housing Census data.....	1	Contract monthly rent.....	2
Definitions and explanations.....	1	Value of one-dwelling-unit structures.....	2
Dwelling unit.....	1	Number reporting.....	2
Occupancy and tenure.....	2	Block identification.....	2
Condition and plumbing facilities.....	2		

### TABLES

	Page
Table 1.—Characteristics of housing for the city: 1950.....	3
Table 2.—Characteristics of housing by wards: 1950.....	-
Table 3.—Characteristics of housing for block areas, by blocks: 1950.....	4

Map of city, by blocks, appears following last page of tables.

# BLOCK STATISTICS

## INTRODUCTION

### GENERAL

Volume V of the Reports on Housing consists of a separate report for each of the 209 cities which in 1940 or in a subsequent census prior to 1950, had a population of 50,000 or more. Each report presents for the city, by blocks, tabulations for a limited number of subjects obtained in the Census of Housing. The subjects in these reports are similar to those in the block statistics supplements to Volume I of the reports of the 1940 Census of Housing. The subjects in this report present the number of dwelling units classified by occupancy and tenure, condition and plumbing facilities, persons per room, color of occupants, average contract monthly rent of renter-occupied and selected vacant units, and the average value of one-dwelling-unit owner-occupied and selected vacant structures. In table 1, the statistics for these subjects are summarized for the city. Table 2 of the standard series is omitted, as this city was not reported by wards or tracts. In table 3, the data are presented by blocks within block areas. Maps identifying the location of each block and the block area boundaries are a part of this report.

**Related reports.**—Related statistics for this city are contained in the Reports on Housing, Volume I, *General Characteristics*; and in the Reports on Population, Volume I, *Number of Inhabitants*, and Volume II, *Characteristics of the Population*.

The Reports on Housing for each State in Volume I present data on the characteristics of dwelling units for the State by residence (urban, rural nonfarm, and rural farm), for standard metropolitan areas, urbanized areas, counties, for urban places, places of 1,000 to 2,500 inhabitants, and rural-nonfarm and rural-farm dwelling units for each county. Each report includes the following subjects: occupancy, tenure, race of occupants, type of structure, year built, condition and plumbing facilities, water supply, toilet and bathing facilities, number of rooms, number of persons, persons per room, electric lighting, heating equipment, heating and cooking fuels, refrigeration equipment, kitchen sink, radio, television, and, for nonfarm units, the contract monthly rent, gross monthly rent, and value of one-dwelling-unit structures.

Volume I of the Reports on Population shows the 1950 population of each county and of each minor civil division within the county. It also contains figures for each incorporated place, for each unincorporated place with 1,000 or more inhabitants, and for incorporated places of 5,000 or more by wards. A special series of tables presents data for each urbanized area giving the incorporated places and portions of minor civil divisions within it.

Volume II of the 1950 Population Reports contains statistics on the general characteristics of the population. Chapter A of this volume repeats the figures on number of inhabitants as shown in Volume I; Chapter B presents demographic, economic, and social characteristics of the population; and Chapter C gives more detailed cross-classifications for States and large cities and standard metropolitan areas.

**Use of data.**—The tabulation of housing characteristics for areas as small as city blocks provides descriptive material of considerable value for technical studies of housing in the city. The statistics will be useful in compiling totals for special types

of areas that may be defined to meet the requirements of individual investigators. Users of the data should bear in mind that in practically all cases the data for a given block represent the work of only one enumerator. Consequently, housing characteristics for blocks are subject to a wider margin of error than is to be expected in the figures for tracts or wards which represent returns made by a number of enumerators. Misinterpretation of instructions by one enumerator may cause a significant bias in the statistics for a block even though it may have a negligible effect upon the figures for larger areas. For example, the enumeration of "condition" depended to a considerable extent upon the judgment of the individual enumerator. Also, failure to indicate the correct block number for a significant number of dwelling units may introduce errors into the block data.

**Comparability with 1940 Housing Census data.**—In the 1940 Census of Housing, reports entitled "Block Statistics" were issued as supplements to the first series of Housing bulletins. These supplements consisted of separate reports for each of the 191 cities which had 50,000 inhabitants or more in 1930.

In the 1950 reports, the block numbers used are different, in most cases, from those used in the 1940 reports. Therefore, to compare 1940 and 1950 data for a given block, it is necessary to locate the block on the maps to obtain the corresponding 1940 and 1950 block numbers.

The subjects in both the 1940 and 1950 reports are substantially similar. However, data on number of structures, year built, and mortgage status have been omitted from the 1950 report. Furthermore, in the 1940 reports average contract or estimated monthly rent was reported for all dwelling units while in 1950 average contract monthly rent is reported for some, and average value for other, dwelling units.

### DEFINITIONS AND EXPLANATIONS

More detailed and complete definitions are presented in Volume I of the Housing Reports.

**Dwelling unit.**—In general, a dwelling unit is a group of rooms or a single room, occupied or intended for occupancy as separate living quarters, by a family or other group of persons living together or by a person living alone.

A group of rooms, occupied or intended for occupancy as separate living quarters, is a dwelling unit if it has separate cooking equipment or a separate entrance. A single room, occupied or intended for occupancy as separate living quarters, is a dwelling unit if it has separate cooking equipment or if it constitutes the only living quarters in the structure. Also, each apartment in a regular apartment house is a dwelling unit even though it may not have separate cooking equipment. Excluded from the dwelling unit count are large rooming houses, institutions, dormitories, and transient hotels and tourist courts.

In the 1940 Census, a dwelling unit was defined as the living quarters occupied or intended for occupancy by one household. A household consisted of a family or other group of persons living together with common housekeeping arrangements, or a person living entirely alone. However, the enumerator was not explicitly

instructed to define rooms as dwelling units on the basis of cooking equipment or separate entrance.

The number of dwelling units in the 1950 Census may be regarded as comparable with the number of dwelling units in the 1940 Census. Some living quarters may have been classified as separate dwelling units in the one census and not in the other. Further, in the 1950 Census, living quarters with five or more lodgers were not tabulated as dwelling units; generally, such quarters were included in the 1940 dwelling unit count. However, the net effect of these changes is probably small.

**Occupancy and tenure.**—Dwelling units are classified by occupancy and tenure into four groups: owner-occupied; renter-occupied; vacant nonseasonal not dilapidated, for rent or sale; and other vacant and nonresident. A dwelling unit is classified as owner-occupied if it was owned wholly or in part by the head of the household or by some related member of his family living in the dwelling unit. All other occupied units are classified as renter-occupied whether or not cash rent was actually paid for living quarters. Rent-free units and living accommodations received in payment for services performed are thus included with the renter-occupied units.

A dwelling unit is considered vacant if no persons are living in it at the time of enumeration. New units not yet occupied were enumerated as vacant dwelling units if construction had proceeded to the extent that all the exterior windows and doors were installed and final usable floors were in place. The classification "Vacant nonseasonal not dilapidated, for rent or sale" is descriptive of the vacant dwelling units reported in this classification. "Other vacant and nonresident" units include all dilapidated and seasonal vacant units as well as the not dilapidated units which were not for rent or sale.

Because of changes in enumeration procedures, the counts of total vacant units in 1940 and 1950 are not strictly comparable. In 1940, vacant units were enumerated if they were habitable; units uninhabitable and beyond repair were excluded from the enumeration. In 1950, units were included regardless of condition if they were intended for occupancy as living quarters. Therefore, no comparison should be made between the data on "vacant nonseasonal not dilapidated, for rent or sale" units from the 1950 Census and data in the 1940 Census reports.

In both censuses, dwelling units occupied entirely by nonresidents were included with vacant units not for rent or sale. Trailers, tents, houseboats, and railroad cars which were vacant were excluded from the dwelling unit inventory in both 1950 and 1940.

**Condition and plumbing facilities.**—Data on condition of a dwelling unit are shown in combination with data for selected plumbing facilities and are, therefore, limited to units for which both condition and plumbing facilities are reported. Plumbing facilities include water supply, toilet facilities, and bathing facilities.

The category "with private bath" includes those dwelling units reported with both a flush toilet and a bathtub or shower inside the structure for the exclusive use of the occupants of the unit. The category "no private bath" includes those dwelling units not having private flush toilet or not having private bathing facilities. The "no running water" category includes units with only piped running water outside the structure or with only other sources such as a hand pump.

A dwelling unit is "dilapidated" when it is run-down or neglected, or is of inadequate original construction, so that it does not provide adequate shelter or protection against the elements or it endangers the safety of the occupants.

**Persons per room.**—The number of persons per room has been computed for each occupied dwelling unit by dividing the number of persons in the dwelling unit by the number of rooms in the dwelling unit. All persons enumerated in the Population Census as members of the household (including lodgers, servants, and

other nonrelated persons) are counted in determining the number of persons that occupy the dwelling unit. The number of rooms in the dwelling unit includes all rooms available for living quarters throughout the year. Not counted as rooms are bathrooms, closets, pantries, halls, screened porches, and unfinished rooms in the basement and attic.

**Color of occupants.**—Occupied dwelling units are classified by color of head of household according to the definition used in the 1950 Census of Population. The group designated as "non-white" consists of Negroes, Indians, Japanese, Chinese, and other nonwhite races. Persons who are not definitely Indian or of other nonwhite race are classified as white.

**Contract monthly rent.**—Contract monthly rent is the rent, at the time of enumeration, contracted for by the renter regardless of whether it includes furniture, heating fuel, electricity, cooking fuel, water, or personal services.

Monthly rent for vacant dwelling units is the amount asked for the dwelling unit at the time of enumeration. The average monthly rent relates to renter-occupied dwelling units and vacant nonseasonal not dilapidated units for rent. Dwelling units which are occupied "rent-free" are not included with the units reporting rent.

**Value of one-dwelling-unit structures.**—Average value is shown for owner-occupied dwelling units and vacant nonseasonal not dilapidated units which are for sale only. Value is shown only if the unit is in a one-dwelling-unit structure without business and if it is the only dwelling unit included in the property. The value represents the amount for which the owner estimates that the property, including such land as belongs with it, would sell under ordinary conditions and not at a forced sale. For vacant units, value is the sale price asked by the owner.

**Number reporting.**—Occupancy and tenure are reported for all dwelling units, and color of occupants is reported for all occupied units. The corresponding distributions for these subjects in table 1 are based on all dwelling units and on occupied units, respectively. For all other subjects, the distributions are based on the units for which the specific characteristics are reported, that is, the "Number reporting."

The number of dwelling units for which the enumerator obtained no report on a particular item is shown for the city totals only; however, the number "not reported" can easily be derived for each area in tables 2 and 3 by subtracting the number reporting from the total number of dwelling units (or total occupied).

**Block identification.**—A map or series of maps is included in this report showing block numbers for each block, letter designations for block areas, and the names of principal streets.

Blocks are identified by serial numbers, a separate series of numbers being used for each block area. Thus, the location of each block for which data are presented in table 3 may be determined by referring to the identification of the block area and block shown on the map. Similarly, data for a specific block may be located in the table by reference to the map for the identification numbers of the block area and block.

A block area is an arbitrary subdivision established to facilitate numbering blocks in groups of less than 1,000. In some cities this division was not necessary and the blocks are numbered within the city as a whole.

If no dwelling units are reported for a block, the block number is not listed in table 3, although it is shown on the map. Dwelling units for which the block number was not reported are indicated in the table by the symbol "NR." Detailed data are not shown for such dwelling units, nor for blocks containing fewer than three dwelling units. Average monthly rent is not shown when the monthly rent was reported for fewer than three dwelling units. Average value is not shown when the value of one-dwelling-unit properties was reported for fewer than three dwelling units. All dwelling units are included, however, in the statistics for the city.



Table 1.—CHARACTERISTICS OF HOUSING FOR THE CITY: 1950

Subject	Number	Percent	Subject	Number	Percent
<b>OCCUPANCY AND TENURE</b>			<b>PERSONS PER ROOM</b>		
All dwelling units.....	37,120	100.0	Occupied dwelling units.....	35,097	...
Owner occupied.....	19,867	53.5	Number reporting.....	34,496	100.0
Renter occupied.....	15,230	41.0	1.50 or less.....	32,208	93.4
Vacant nonseasonal not dilapidated, for rent or sale.....	1,224	3.3	1.51 or more.....	2,288	6.6
Other vacant and nonresident.....	799	2.2	Not reported.....	601	...
<b>CONDITION AND PLUMBING FACILITIES</b>			<b>CONTRACT MONTHLY RENT</b>		
All dwelling units.....	37,120	...	Renter-occupied, and vacant nonseasonal not dilapidated units, for rent—Number reporting.....	14,852	...
Number reporting.....	36,056	100.0	Total contract monthly rent..... dollars..	552,262	...
With private bath, not dilapidated.....	27,975	77.6	Average monthly rent..... dollars..	37.18	...
No private bath, with running water, not dilapidated.....	2,899	8.0			
No running water or dilapidated.....	5,182	14.4			
Condition or plumbing facilities not reported.....	1,064	...			
No private bath or dilapidated.....	8,081	22.4			
<b>COLOR OF OCCUPANTS</b>			<b>VALUE OF ONE-DWELLING-UNIT STRUCTURES</b>		
Occupied dwelling units.....	35,097	100.0	Owner-occupied, <sup>1</sup> and vacant nonseasonal not dilapidated units, for sale only—Number reporting.....	17,027	...
White.....	25,472	72.6	Total value or sale price..... dollars..	144,865,000	...
Nonwhite.....	9,625	27.4	Average value..... dollars..	8,508	...

<sup>1</sup> Restricted to 1-dwelling-unit properties.

(Table 2 of the standard series is omitted, as this city was not reported by wards or tracts)

## HOUSING—BLOCK STATISTICS

Table 3.—CHARACTERISTICS OF HOUSING FOR BLOCK AREAS, BY BLOCKS: 1950

[Detailed statistics not shown for blocks containing fewer than 3 dwelling units, nor for dwelling units not allocated by blocks (designated by NR)]

Block area	Block	All dwelling units by occupancy and tenure					All dwelling units by condition and plumbing facilities			Occupied dwelling units			Contract monthly rent <sup>1</sup>		Value <sup>2</sup> of one-dwelling-unit structures	
		Total	Owner occupied	Renter occupied	Vacant non-seasonal not dilap., for rent or sale	Other vacant and non-resident	Number reporting	No private bath or dilap.	No running water or dilap.	Total	Persons per room	Occupied by non-white	Number reporting	Average monthly rent (dollars)	Number reporting	Average value (dollars)
A	1	2							4	4						
	2	4	3	1		4			20	20						
	3	32	13	12		29	12	12	26	25	4	1	12	3 3.50	12	1 1.333
	4	28	23	3	2	28			26	25			1		23	8 7.58
	5	7	6		1	7			6	6			1		6	8 8.39
	6	29	28	1		29			29	28					28	7 4.83
	7	17	16	1		16	1		17	16	1	1	1		16	8 7.07
	8	35	25	5	5	32			30	29			4	4 6.75	29	7 0.68
	9	26	25	1		26			26	25			1		25	7 4.64
	10	2														9 6.00
	11	3	2	1		3			3	3						
	12	12	10	2		12			12	11			2			9 3.77
	13	14	13		1	14			13	13		1			13	6 9.76
	14	10	6	4		10			10	10			4	3 4.00	6	1 6.833
	15	3	3			3	3	3	3	3			3			
	16	9	5	4		9			9	9		1				
	17	6	3	3		6	3	1	6	6			2			
	18	2				2			2	2		1				
	19	439	360	27	36	409	5	3	387	369	3	1	23	4 8.34	340	7 1.75
	20	11	8	1		11	2	2	9	9			1		8	9 8.75
	21	10	8	2		10			10	10			2			6 2.62
	22	10	9			10	1	1	9	9		1				7 2.44
	23	7	7			7	2	1	7	7			1			7 4.28
	24	18	15	3		17	2	1	18	18			2			5 3.73
	25	4	2	2		4			4	4			2			
	26	17	17			17	5	2	17	17		1				7 4.30
	27	46	37	7	1	41			44	41		2				8 8.30
	28	6	3	3		6	3	3	6	6			5	5 3.80	3	8 8.30
	29	16	10	4		16			14	14			4	4 2.50	10	1 2.040
	30	5				5			5	5					3	8 0.00
	32	1				1										
	33	1				1										
	34	2				2										
	35	24	14	9		21	9	8	23	23	3		9	2 4.00	13	7 4.23
	36	2				2										
	37	3	2	1		3			3	3			1			
	38	4	3	1		3			4	3			1			9 0.00
	39	6	6			6			6	6			1			6 6.66
	40	26	20	6		26			26	26		1				8 1.84
	41	9	8	1		9			9	9			6	4 4.50	19	5 7.50
	42	10	7	3		10			10	10			3	4 9.33	6	5 8.50
	43	4	4			4			4	4						6 0.00
	44	4	4			4			4	4						7 1.25
	45	10	5	4		8	2	1	9	8			2			6 5.00
	46	35	25	7	1	34	2	1	32	32		1	7	4 9.71	23	7 0.34
	47	15	15			15			15	15						12 0.00
	48	22	13	9		22	1	1	22	22			7	3 8.71	9	7 6.66
	49	1				1										
	50	12	6	5		12	1		11	11		1	5	3 2.00	6	6 9.00
	51	20	11	9		19			20	19			6	5 1.33	8	9 1.25
	52	23	14	8	1	22	1	1	22	22		1	8	5 0.25	11	1 5.663
	53	23	16	6	1	23			22	22		1	5	4 9.20	13	7 4.23
	54	7	7			7	6	1	7	7						
	55	31	22	7	1	31	2	1	30	30		2	7	3 4.85	22	8 1.68
	56	36	28	8		35			35	35			5	4 2.40	25	7 1.40
	57	10	8	1		10	1	1	9	9			1			8 1.00
	58	12	9	3		10			12	10			2			7 9.71
	59	2				2										
	60	13	9	2	2	13			11	11			3	5 3.33	9	6 3.88
	61	6	5	1		5			5	5			1			4 7.66
	62	8	6			8			6	5						6 7.66
	63	19	18		1	19	1		17	17		1	14	5 2.00	5	5 7.60
	64	9	8			9			6	6			7	5 0.00		
	65	9	8			9			9	9			1			
	66	11	11			11			11	11						6 1.75
	67	27	15	6		21	1	1	21	21			6	4 0.83	14	7 8.44
	68	27	23	4		27			26	26			4	4 7.50	20	8 2.20
	69	34	28	1		34			34	32		1	12	3 7.41	20	8 2.15
	70	26	22	4		26			26	26			3	6 5.00	20	1 0.070
	71	30	24	5	1	28	1	2	29	29			5	4 7.80	19	9 8.42
	72	17	12	5		16			17	17		2	5	3 4.40	8	9 6.25
	73	24	13	11		24	1		24	24		1	11	3 7.36	10	7 4.80
	74	25	10	12	3	24	6	1	22	21			13	4 2.15	8	9 4.37
	75	14	9	5		14			11	11			4	6 2.50	9	9 3.22
	76	43	33	9	3	41	1	1	42	42			8	5 1.25	30	7 0.56
	77	21	17	4		21			21	21			4	2 8.50	17	6 6.64
	78	24	20	3	1	24			23	23		1	3	5 3.33	20	8 4.65
	79	24	18	4		23			22	22			4	4 5.00	15	6 7.60
	80	39	34	5		37	2	2	39	39		2	5	5 7.20	34	5 7.97
	81	24	20	2		24			22	22			2		19	6 2.00
	82	15	10	5		14			15	15			4	4 8.75	9	7 1.00
	83	30	23	7		30			30	30			6	4 3.33	19	7 0.52
	84	38	29	8	1	38	3	1	37	37		1	8	5 2.50	18	6 8.50
	85	96	63	25	8	99	10	6	88	86			30	3 6.70	46	6 3.19
	86	35	25	8		34			33	33			8	4 2.00	23	6 4.65
	87	53	39	12	1	53	3	1	51	51			8	4 2.00	35	5 5.62
	88	5	3	2		5			5	5			2		3	4 4.66

<sup>1</sup>For renter-occupied dwelling units and vacant nonseasonal not dilapidated units, for rent.<sup>2</sup>For owner-occupied dwelling units and vacant nonseasonal not dilapidated units, for sale only.

Table 3.—CHARACTERISTICS OF HOUSING FOR BLOCK AREAS, BY BLOCKS: 1950—Con.

Block area	Block	All dwelling units by occupancy and tenure					All dwelling units by condition and plumbing facilities			Occupied dwelling units			Contract monthly rent <sup>1</sup>		Value <sup>2</sup> of one-dwelling-unit structure.	
		Total	Owner occupied	Renter occupied	Vacant non-seasonal not dilap., for rent or sale	Other vacant and non-resident	Number reporting	No private bath or dilap.	No running water or dilap.	Total	Persons per room		Number reporting	Average monthly rent (dollars)	Number reporting	Average value (dollars)
											Number reporting	1.51 or more				
A	89	24	18	3	3	24	2	2	21	20	1	3	40.00	15	4,586	
	90	33	26	5	1	33	6	4	31	31	3	5	51.00	21	5,685	
	91	73	49	20	2	71	7	6	69	69	2	21	38.19	44	6,361	
	92	23	20	2	2	23	2	2	22	22	5	2		17	7,800	
	93	19	15	2	1	19	2	2	17	17	2	2		13	7,223	
	94	51	37	7	1	51	6	4	44	44	2	6	35.00	33	8,675	
	96	42	37	4	1	40	2		41	29	2	3	46.66	37	7,394	
	97	51	45	1	5	50			46	46	1	1		42	7,147	
	98	22	21		1	21			21	20				19	7,300	
	99	10	10			10			10	10				10	7,210	
	100	5	5			5			5	4				5	7,940	
	101	7	6	1		7			7	6		1		6	6,750	
	102	9	6	3		9	1		9	9	1	3	56.66	5	5,820	
	103	38	28	3	5	38	5	3	31	30	1	3	21.66	28	5,953	
	104	4	4			4			4	4				4	7,375	
	105	10	10			10			10	10				10	9,780	
	106	8	7	1	2	5			8	8	1	1		6	7,966	
	107	15	13	2		10			13	13				13	7,092	
	108	6	4	2	2	5	1	1	6	5	1	2		3	7,500	
	109	10	6	2	2	10			8	8		1		7	9,285	
	110	25	23	2		25	1	1	25	25	2	1		23	6,869	
	111	6	6			6			6	6				5	10,180	
	112	8	6	1	1	7			7	7	1	1		6	6,683	
	113	7	5	2		7			7	7	2	2		5	7,260	
	114	19	17	2	1	19			17	17	2			17	7,952	
	115	31	27	2	2	31			29	25		2		27	7,622	
	116	26	24	1	1	26			25	24		2		24	11,991	
	117	27	26		1	26			26	26				26	9,700	
	118	25	19	4	2	24			23	23	5	5	51.00	17	8,922	
	119	11	9		2	11			9	9				9	8,788	
	120	40	37	2	1	40			39	39		2		34	8,220	
	121	46	38	6	1	44	1	1	44	44	1	7	41.28	34	6,288	
	122	24	14	7	3	24	6	4	21	21	3	8	41.37	12	5,858	
	123	37	26	4	4	37			30	30	2	4	40.00	25	7,848	
	124	5	4	1		5			5	5				4	8,175	
	125	14	14			13			14	14		1		14	8,542	
	126	18	15	1	1	17	1		16	16	1	1		15	7,473	
	127	14	10	1	3	13			11	11		1		9	9,066	
	128	8	8			8			8	8				8	7,862	
	130	63	52	8	2	62	6	4	60	51	3	1	25.20	52	7,732	
	131	59	41	13		58	12	7	54	53	3	11	33.27	38	10,794	
	132	6	2	2	2	6	1	1	4	4		2		1	2	
	133	5	3	2		5			5	5				2		
	134	39	29	10		37	14	2	39	38	1	8	56.25	13	7,946	
	135	30	20	3	7	29			23	22	3	3	46.66	20	8,620	
	136	34	30	3	1	34			33	32	2	3	70.00	29	7,662	
	137	46	40	5	1	46			45	41	2	5	59.60	40	7,150	
	138	22	21	1		22			22	19		1		21	8,676	
	139	17	16	1	3	17			17	17	1	1		15	7,546	
	140	29	22	4	3	29			26	26	1	4	53.75	22	8,209	
	141	32	27	2	3	30			29	27	2	1		24	7,729	
	142	19	15	1	1	18			16	16		1		15	7,893	
	143	27	26	1		27			27	27	1	1		26	8,315	
	144	17	15	1	1	16			16	15		1		14	7,642	
	145	13	8	4	1	13			12	12	4	4	40.50	8	7,112	
	146	27	24	3		26			27	26	1	2		24	7,600	
	147	21	18	3		20			21	20	2	3		18	7,827	
	148	39	33	5	1	39	3	2	38	38	1	1	46.66	31	7,422	
	149	42	23	14	4	42			37	36	1	14	57.14	23	8,221	
	151	21	18	1	2	20			19	19		1		17	8,141	
	152	40	28	5	4	40	1	1	33	32		5	61.40	28	7,882	
	153	25	17	7	1	24			24	24		5	48.40	17	8,641	
	154	91	64	22	4	90	8	8	86	85	7	18	43.83	57	8,107	
	155	42	31	10	1	34	7	7	41	39	8	2	42.42	29	5,637	
	156	35	30	3	1	32	1	1	33	32	2	2		27	7,118	
	157	40	37	3		40			40	39	2	2		35	7,851	
	158	27	17	6	3	25	3	3	23	23	2	5	43.40	16	6,487	
	159	20	17	3		17	3	3	20	20		3	39.00	16	6,043	
	160	39	36	2	1	39			38	37	1	3	56.66	34	7,338	
	161	28	20	7	1	24	1	1	27	27	3	5	50.00	16	6,206	
	162	21	16	5		21			21	21	3	5	35.00	14	6,657	
	163	17	10	6	1	17	4	3	16	16		5	21.80	10	8,300	
	164	26	13	8	2	26	6	1	21	21	2	8	37.62	6	10,666	
	165	2														
	169	11	6	5		11	11	3	11	11	3	3	20.00	5	2,360	
	170	3	3			3			3	3	2	2		3	2,933	
	171	1														
	172	11	9	2		11	1	1	11	11		1		8	8,625	
	175	40	21	18	1	40			39	39		18	67.77	21	10,476	
	176	16	15	1		15			16	16		1		15	9,280	
	177	15	14	1		15			15	15		1		14	10,178	
	178	7	7			7			7	7				7	9,285	
	183	17	15	2		17			17	17	1	2		15	7,066	
	184	28	25	2	1	27	1		27	27	1	2		24	7,350	
	185	22	18	3	1	22			21	20		2		11	8,550	
	186	23	12	7	4	22			19	19	1	6	46.25	11	7,418	
	187	23	19	3	1	23			22	22		3	45.00	18	7,633	

<sup>1</sup>For renter - occupied dwelling units and vacant nonseasonal not dilapidated units, for rent.  
<sup>2</sup>For owner - occupied dwelling units and vacant nonseasonal not dilapidated units, for sale only.

HOUSING—BLOCK STATISTICS

Table 3.—CHARACTERISTICS OF HOUSING FOR BLOCK AREAS, BY BLOCKS: 1950—Con.

Block area	Block	All dwelling units by occupancy and tenure					All dwelling units by condition and plumbing facilities			Occupied dwelling units			Contract monthly rent <sup>1</sup>		Value <sup>2</sup> of one-dwelling-unit structures	
		Total	Owner occupied	Renter occupied	Vacant non-seasonal not dilap., for rent or sale	Other vacant and non-resident	Number reporting	No private bath or dilap.	No running water or dilap.	Total	Persons per room	Occupied by non-white	Number reporting	Average monthly rent (dollars)	Number reporting	Average value (dollars)
										Number reporting	1.51 or more					
A	188	26	25	1		25			26	26	3					
	189	20	16	1	3	20	1		17	17			45.00	25	6.53	
	190	13	10	2		13			12	12				14	6.70	
	191	19	13	2	4	19			12	14				10	7.45	
	192	14	11	1	2	14			15	14	1			13	6.62	
	193								12	12				10	7.58	
	194	12	12			12	1	1	12	12	3			10	5.62	
	195	13	7	6		12	10	8	13	13	1	11	12.33	5	2.72	
	196	18	14	4		18	12	6	18	18	3	16	22.50	12	1.99	
	197	7	5	1		7	7	6	6	6	1	6		5	8.00	
	198	22	14	4	1	19	17	14	18	18	1	18	13.50	14	1.44	
	199	6	6		3	6	6	5	6	6	3	6		6	1.21	
	200	10	7	3		10	10	9	10	10		10	11.66	6	3.23	
	201	13	7	6		13	12	11	13	13	4	13	12.33	5	1.66	
	202	7	5	1	1	7	7	5	6	6	3	6		5	1.08	
	203	1														
	204	11	1	9		10	10	10	10	10		9	8.62	1		
	205	1														
	206	14	8	3	3	13	1		11	11			52.50	8	6.66	
	207	10	8		2	10			8	8				7	8.28	
	208	16	13	3		16	1	1	16	16			53.33	12	6.98	
	209	2														
	210	18	13	2	3	18			15	15				12	6.85	
	211	22	15	4	1	20		2	19	19			53.25	15	6.89	
	212	22	18	3	1	22			21	21	1		57.00	17	5.92	
	213	19	15	4		16			19	17	1		48.33	14	7.75	
	214	23	14	4	5	23	1	1	18	18			47.50	8	7.03	
	215	26	21	3	2	25			24	24	1	1	40.00	19	5.64	
	216	20	13	6		20			19	18			44.40	12	7.55	
	217	25	18	4		24			22	22	1		50.00	18	5.88	
	218	29	22	5		29			27	27	1		51.20	22	7.17	
	219	1														
	220	1														
	222	6	3			6			3	3				3	9.93	
	223	50	44	1	1	48	1	1	45	45				40	9.73	
	224	10	7			10			7	7				7	10.61	
	225	18	16	1		18			17	17				16	9.29	
	226	28	23	5		25	18	11	28	25	3	21		20	4.87	
	227	31	12	19		31	30	21	31	31	10	31	18.23	11	2.70	
	228	7	5	2		4	4	1	7	4	2	6		3	2.66	
	229	30	25	3		29	24	20	28	27	6	23		23	5.06	
	230	37	27	10		37	30	25	37	37	9	29	18.77	23	4.27	
	231	39	23	16		38	37	28	39	39	9	39	15.46	19	1.89	
	232	11	8	2		11	11	9	10	10	4	10		7	1.75	
	233	21	14	7		20	18	14	21	21	2	21	20.00	11	2.26	
	234	205	124	67	4	197	158	126	191	189	39	159	21.59	102	2.98	
	235	22	15	6	10	22	2	2	21	21	1	1	38.50	13	7.07	
	236	53	16	14	1	50	12	12	50	46	10	49	25.53	4	4.12	
	237	56	13	39	2	48	17	7	52	50	9	52	25.95	11	2.94	
	238	34	26	5	1	31	27	16	31	30	7	31	18.00	25	2.64	
	239	23	9	13		21	17	12	22	21	8	22	22.63	8	2.53	
	240	27	16	8		22	20	15	24	24	2	24	20.71	14	2.46	
	241	6	6			6	6	5	6	6		6		6	1.83	
	242	14	11	3		14	12	11	14	14	5	14	16.66	10	2.10	
	243	13	6	4		13	13	11	13	13	5	13	15.85	6	1.86	
	244	15	11	7		15	15	11	15	15	3	15	15.50	9	1.96	
	245	19	17	1		18	17	12	18	17	5	18	19.00	6	2.16	
	246	34	11	19	1	29	28	25	30	29	10	30	15.52	10	1.84	
	247	32	18	14		32	30	28	32	32	4	30	16.07	16	1.88	
	248	8	5	3		8	7	5	8	8	1	8	14.33	5	3.54	
	249	8	5	3		8	7	6	8	7		5		2		
	250	24	14	10		24	21	17	24	23	7	24	17.44	12	2.62	
	251	26	13	13		25	20	17	26	26	10	26	16.30	11	2.40	
	252	15	11	3		15	9	3	14	14	4	14		10	1.76	
	253	29	18	11		29	26	19	29	29	9	29	18.77	15	2.35	
	254	18	13	5		17	17	10	18	18	2	18	14.50	12	1.94	
	255	53	22	28		48	44	31	50	48	8	49	25.82	17	3.47	
	256	40	18	20		37	22	16	38	38	6	38	18.68	15	2.72	
	257	42	21	20		41	23	16	41	40	11	40	17.10	20	2.76	
	258	44	27	16		42	29	18	43	42	8	35	15.30	26	2.12	
	259	94	53	35	1	84	76	54	88	86	17	87	16.26	45	2.43	
	260	23	14	6	1	21	15	15	20	20	4	20	17.33	14	2.57	
	261	19	13	6		19	18	11	19	17	3	19	21.33	12	2.57	
	262	26	11	12	1	23	21	11	23	23	9	23	23.38	8	2.28	
	263	11	7	4		11	11	8	11	11	1	11	16.75	6	2.50	
	264	36	30	3		33	33	20	33	33	5	33		29	2.46	
	265	44	34	7	3	41	39	28	41	41	5	41	20.25	31	2.57	
	266	49	20	25	2	46	27	26	45	44	11	45	26.03	19	2.83	
	267	49	29	16		47	37	33	45	45	11	37	31.43	26	3.54	
	268	4	4			4			4	4				4	15.00	
	269	6	6			6			6	6				6	13.33	
	270	4	4			4			4	4				4	17.37	
	271	5	5			5			5	5				5	17.00	
	272	4	4			4			4	4				4	14.10	
	273	4	4			4			4	4				4	13.62	
	274	1	1			1			1	1				1	13.62	
	277	1	1			1			1	1				1	13.62	

<sup>1</sup>For renter - occupied dwelling units and vacant nonseasonal not dilapidated units, for rent.  
<sup>2</sup>For owner - occupied dwelling units and vacant nonseasonal not dilapidated units, for sale only.

Table 3.—CHARACTERISTICS OF HOUSING FOR BLOCK AREAS, BY BLOCKS: 1950—Con.

Block area	Block	All dwelling units by occupancy and tenure					All dwelling units by condition and plumbing facilities			Occupied dwelling units			Contract monthly rent <sup>1</sup>		Value <sup>2</sup> of one-dwelling-unit structures	
		Total	Owner occupied	Renter occupied	Vacant non-seasonal not dilap., for rent or sale	Other vacant and non-resident	Number reporting	No private bath or dilap.	No running water or dilap.	Total	Persons per room	Occupied by non-white	Number reporting	Average monthly rent (dollars)	Number reporting	Average value (dollars)
A	278	2														
	279	3	3						3	3					3	19.000
	280	1														
	281	6	6						6	6					6	14.333
	282	6	6						6	5					6	12.333
	283	6	5	1					6	6			1		5	24.500
	285	3	3						3	3					3	27.933
	287	2														
	288	2														
	289	3	3						3	3					3	24.000
	290	6	6						6	6					6	16.833
	291	4	4						4	4					4	21.375
	292	2														
	293	2														
	294	1														
	298	1														
	300	16	8	5	1	2	15	9	8	13	12	2	9	3	8	7.600
	301	16	4	9		3	16	4	2	13	13	2	1	8	3	11.300
	302	5	3	2			5	2		5	5			2	3	7.433
	303	16	9	5		2	15	1		14	13	1	1	3	7	9.571
	304	12	9	3			12			12	12			3	9	7.055
	305	3	1	2			3			3	3			1		
B	3	12	5	7			11	1	1	12	11			6	3	6.000
	4	9	3	4	2		9			7	7			6	3	12.500
	5	17	13	4			15	3	2	17	15	1	1	4	9	8.811
	6	6	4	2			5			6	6			2	3	7.000
	8	17	1	16		1	17	4	2	17	17	3	16	2	14	5.721
	10	28	17	10		1	28	4	1	27	27	1	9	9	34	5.714
	11	7	3	4	1		6			6	6			2	2	9.250
	12	40	36	3			40	1		40	40	2	4	4	6	9.250
	15	15	10	5			14	3		15	14	1	4	4	8	5.750
	16	15	9	5	1		14	2		14	14	3	4	4	8	10.375
	17	9	8	1			9			9	9	1	1	1	8	7.722
	18	17	13	4			17	2		17	17	3	4	4	9	4.325
	19	13	5	8			12	3	2	13	13	3	7	7	4	3.057
	20	16	8	3	4	1	14	1	1	11	11	6	6	6	4	6.250
	21	13	8	4		1	13			12	12	1	4	4	6	4.950
	22	3	2	1		1	2	1	1	3	3		1	1	2	
	23	30	27	3			30			27	27	1	30	3	11	5.900
	24	24	15	8	1		24	1		23	22		9	9	9	7.133
	25	15	11	3	1		15	2	2	14	14	1	2	2	20	6.600
	26	22	21	1			22			22	22		1	1	20	6.600
	27	40	31	5	1	3	40			36	36	4	4	4	27	8.207
	28	3	1	2			3			3	3			3	3	
	29	4	1	3			4	1	1	4	4	1	9	9	1	3.933
	30	12	3	9			12	9		12	11	9	3	3	1	18.666
	31	18	12	6			18	3		18	15	6	6	6	10	6.940
	33	5	3	2			5			5	5	1	1	1	2	
	35	11	8	3			11			11	11	1	8	8	6	3.800
	36	14	6	8			12	1		14	14	3	8	8	3	8.000
	37	1														
	39	57	45	8	1	3	54	2	1	53	50	2	5	5	42	6.630
	40	152	27	111	13	1	149	8		138	137	11	121	12	16	9.425
	41	5	4			1	5			4	4			4	4	7.125
	43	36	31	3	2		36			34	34	3	3	3	31	6.980
	44	27	23	3	1		27			26	26	1	1	1	22	7.372
	45	34	32	2			34			34	32	2	2	2	32	7.184
	46	34	32		1	1	34	1	1	32	32			3	31	6.951
	47	36	32	4			34			36	36	2	3	3	32	7.000
	48	32	29	3			32	1	1	32	32			3	28	6.642
	49	17	17				17			17	17			17	17	6.858
	50	15	14	1			15			15	15			12	12	7.625
	51	11	10	1			11			11	11		1	1	8	7.037
	52	12	9	2		1	12			11	11		2	2	6	10.833
	54	9	9				9			9	9			9	9	8.277
	55	28	26	1	1		28			27	27	1	1	1	25	7.440
	56	53	50	3			53			53	53		3	3	46	6.980
	57	44	33	7	4		44	2		40	40	1	8	8	30	7.393
	58	88	15	65	8		85			80	80		64	64	41	8.090
	59	40	1	18	8	1	39			41	41		37	37	1	
	60	82	1	52	29		80			82	82		80	80	1	
	61	102	11	41	50		102			52	52	1	90	90	10	8.800
	62	61	2	29	30		59			31	29	1	55	55	1	48.16
	63	61	9	29	22	1	61			38	38	1	49	49	9	7.155
	64	27	18	8	1		27			26	26	1	6	6	18	8.250
	65	29	17	12			27			29	26		10	10	14	7.671
	66	19	17	2			19			19	19		2	2	14	10.128
	67	23	14	7			20			21	15	6	6	6	8	7.250
	68	14	8	6			11			14	13	2	4	4	8	9.625
	69	12	8	3			11	1	1	11	11		3	3	7	9.071
	70	27	13	10	2		23	1	1	23	20		10	10	6	7.416
	71	24	13	5	3		15	2	2	18	11		5	5	8	6.100
	72	20	6	3			19			15	15	1	9	9	5	6.640
	73	25	11	11			21	3	1	22	20	1	10	10	8	6.262

<sup>1</sup>For renter - occupied dwelling units and vacant nonseasonal not dilapidated units, for rent.  
<sup>2</sup>For owner - occupied dwelling units and vacant nonseasonal not dilapidated units, for sale only.

HOUSING—BLOCK STATISTICS

Table 3.—CHARACTERISTICS OF HOUSING FOR BLOCK AREAS, BY BLOCKS: 1950—Con.

Block area	Block	All dwelling units by occupancy and tenure					All dwelling units by condition and plumbing facilities			Occupied dwelling units			Contract monthly rent <sup>1</sup>		Value <sup>2</sup> of one-dwelling-unit structures	
		Total	Owner occupied	Renter occupied	Vacant non-seasonal not dilap., for rent or sale	Other vacant and non-resident	Number reporting	No private bath or dilap.	No running water or dilap.	Total	Persons per room		Number reporting	Average monthly rent (dollars)	Number reporting	Average value (dollars)
											Number reporting	1.51 or more				
B	74	28	13	9	3	3	27	2	2	22	22		9	40.11	12	7,625
	75	16	12	4			16			16	16		4	41.25	12	7,858
	76	12	4	7		1	11			11	11		7	48.42	4	8,750
	77	39	9	29	1		39			38	38	2	30	41.00	8	9,062
	78	14	13	1			14			14	14		1		13	8,507
	79	33	9	22	2		33			31	31	1	24	42.54	8	7,875
	80	17	14	2		1	17			16	16		2		13	8,100
	81	23	19	4			23	2		23	22		3	47.33	17	6,217
	82	22	17	3	1		21	2	2	20	20		2		17	7,317
	83	28	13	12		3	26	1	1	25	25	1	11	33.81	11	7,500
	84	17	12	5			17	2		17	17		4	28.75	10	6,540
	85	21	8	13			20	1	1	21	17	1	11	41.81	7	7,871
	86	24	12	10	1		24	1	1	22	22		10	33.20	10	8,470
	87	21	5	13		3	19	7	5	18	16		11	41.63	4	9,750
	88	20	14	6			20			20	20		6	31.00	13	5,746
	89	24	17	6		1	22			23	23	1	6	34.66	16	7,256
	90	10	9	1			10			10	10		5	50.40	7	8,428
	91	36	31	5			36			36	36		5	50.40	29	7,900
	92	22	18	4			22	2		22	22		4	52.50	18	8,355
	93	27	21	6			26		2	27	27	1	5	50.00	19	11,073
	94	29	27	1	1		29			28	28				25	7,148
	95	31	18	11	1		29	4	1	29	27	1	9	34.66	15	6,433
	96	27	13	13		1	25			26	24		13	43.53	10	6,040
	97	26	13	5	3		20			18	17		5	40.80	9	6,722
	98	27	11	13		3	27	10	10	24	24	1	12	41.91	10	8,500
	99	27	17	9		1	27	5	5	26	26	1	3	34.75	13	6,884
	100	23	18	4		1	22			22	22		3	56.66	17	8,894
	101	132	101	26	4	1	127	39	37	127	124	7	36	32.71	95	7,178
	102	1														
	103	19	13	6			19	2	2	19	19		6	49.66	13	7,307
	104	23	16	7			22	2	2	23	23		6	34.66	16	7,250
	105	39	27	7	2	1	38	8	8	36	35	6	29	38.31	8	5,125
	106	19	12	7			19	8	7	19	19	1	6	37.16	5	6,800
	107	45	22	20	1	2	43	11	9	42	42	3	20	31.85	17	5,611
	108	51	22	26		3	48	37	28	48	48	11	39	43.00	17	3,194
	109	44	44	22	1		44	32	32	43	43	11	23	20.86	17	2,235
	110	13	5	7	1		12	1		12	12		7	46.14	4	7,875
	111	48	30	17		1	44	1		47	44	1	16	51.50	24	8,833
	112	25	20	4		1	25			24	24		3	51.66	17	9,558
	113	17	6	10	1		17	4	3	16	16	1	11	29.90	6	3,833
	114	168	89	69		10	163	33	7	158	156	13	13	41.98	69	6,972
	115	26	11	15			26	22	2	26	26	5	15	15.06	10	2,620
	116	20	12	8			19	13	3	20	20	4	6	15.83	11	2,918
	117	91	35	53		3	90	49	23	88	87	11	44	33.43	24	4,866
	118	13	7	4		2	6	6	1	6	5		3	51.00		
	119	15	6	7			12	5	4	13	13	1	11	6.66	4	4,750
	120	22	7	8		3	15	7	7	12	12	1	3	28.66	5	6,640
	121	22	14	7			22	2		22	22	2	3	37.61	2	
	122	18	11	7			18	3		18	18	1	13	25.16	9	3,511
	123	9	3	6			9	2		9	8		2	20.83	2	
	124	11	5	6			10	5	5	11	11	4	6	19.16	4	5,875
	125	8	1	4	2	1	9	9		5	5	1	5	34.40	1	
	126	9	3	4			9	7		7	7		5	30.20	3	4,333
	127	40	28	7		2	40	5	2	35	35	1	9	26.77	23	6,665
	128	22	20	1		1	22	1		21	21	1	1		19	6,194
	129	5	3	2			4	4	1	5	5		2		3	4,166
	130	4	3	1			4	4		4	4		1		3	7,000
	131	8	3	5			8	7	7	8	8	1	5	17.00	3	2,833
	132	9	3	6			9	3		9	9	2	4		3	
	133	8	3	5			8	3	1	8	8	2	5	30.16	1	
														37.40	3	3,733
	134	8	6		2		7			6	6				5	5,900
	135	12		9			11			11	11	2	9	44.44	2	
	136	12	4	7	1		12	3	1	11	11		8	41.12	3	9,400
	137	9	2	7			9	1	1	9	8		7	32.00	2	
	138	19	12	7			18	6	5	19	19	3	5	31.60	6	1,983
	139	7	2	5			7	5	4	7	7		5	17.60	1	
	140	12	2	10			11	6	5	12	12	1	10	27.30	2	
	141	15	9	6	1		15	5	5	15	15	1	6	24.00	7	3,342
	142	11	6	6			10	5	5	10	10	1	7	26.57	3	4,500
	143	15	4	8	1		12	7	6	13	13		8	35.50	3	3,266
	144															
	145	6	2	4			6	2	1	6	6	1	4	24.25	1	
	146	15	8	7			15	2	1	15	15	3	2	43.00	8	4,787
	147	21	14	6		1	21	5	3	20	20	2	5	32.40	10	3,710
	148	27	14	12	1	1	27	8	3	26	26		12	18.91	11	3,727
	149	19	10	9			18	4	2	19	19	2	9	35.88	10	3,570
	150	27	15	12			27	11	7	27	27	5	11	24.63	15	3,473
	151	20	11	9			19	13	10	20	20	3	9	21.33	9	4,455
	152	19	7	12			19	6	3	19	19	3	12	35.50	7	3,685
	153	19	8	7	2	2	18	7	3	15	15		8	31.62	5	4,500
	154	15	9	2	4		15			11	11	3	2		7	4,571
	155	14	6	8			14			14	14	3	8	46.00	6	4,933
	156	14	9			1	14	3	2	9	9		2		9	3,944
	157	3	2	1			3			3	3		1		2	
	158	9	5	4			9	1	1	9	9		4		4	9,000
	159	21	9	12			21	5	1	21	21	1	10	38.00	4	5,200
	160	24	22	1		1	24			23	23		10	30.80	5	9,622
	161	25	23	1	1		25			24	24	1	2		22	8,940

<sup>1</sup>For renter - occupied dwelling units and vacant nonseasonal not dilapidated units, for rent.

<sup>2</sup>For owner - occupied dwelling units and vacant nonseasonal not dilapidated units, for sale only.

Table 3.—CHARACTERISTICS OF HOUSING FOR BLOCK AREAS, BY BLOCKS: 1950—Con.

Block area	Block	All dwelling units by occupancy and tenure					All dwelling units by condition and plumbing facilities			Occupied dwelling units			Contract monthly rent <sup>1</sup>		Value <sup>2</sup> of one-dwelling-unit structures		
		Total	Owner occupied	Renter occupied	Vacant non-seasonal not dilap., for rent or sale	Other vacant and non-resident	Number reporting	No private bath or dilap.	No running water or dilap.	Total	Persons per room		Number reporting	Average monthly rent (dollars)	Number reporting	Average value (dollars)	
											Number reporting	1.51 or more					Occupied by non-white
B	162	12	5	7			12	2	1	12	12			6	50.66	4	9,450
	163	9	8	1			9	2	1	9	9					6	9,116
	164	3	1				2			1	1						
	165	24	9	12	1		24			21	7	2	13	35.00	9	5,988	
	166	8	7		1		8			7	7	1	6	40.00	8	5,300	
	167	18	12	3			18	4	1	15	15		6	36.33	8	5,712	
	168	13	7	6			12	1		13	13		6	39.75	4	5,250	
	169	14	8	4			14			12	12		4	39.50	7	6,400	
	171	21	13	5		1	20			18	18		4	39.50	10	5,100	
	172	24	10	12		1	23			22	22	2	11	34.00	9	6,433	
	173	22	9	11		1	21			20	20	1	11	31.81	9	4,944	
	174	19	10	8		1	17	6		18	16		7	22.42	6	4,750	
	175	9	4	4			9	5	4	8	8	1	4	24.75	3	5,000	
	176	19	5	13		1	19	7		18	18		13	35.23	3		
	177	16	8	7		1	16			15	15		5	38.20	6	6,416	
	178	18	10	7		1	18	2		17	17		7	42.42	9	13,433	
	179	20	11	6			20		1	17	17	1	9	44.44	10	5,640	
	180	14	10	3			14			13	13	1	3	35.33	7	6,942	
	181	14	4	4			14			14	14		4	48.75	10	8,030	
	182	14	8	4		2	14			12	12		4	56.25	7	7,428	
	183	14	10	3		1	14	1		13	13	1	3	25.33	10	7,210	
	184	14	7	3			14			14	14		7	30.85	7	4,785	
	185	15	12	2		1	15	1	1	14	14	1	9	7,700			
	186	15	13	2			14			15	15		2	7,784			
	187	17	9	6		2	16	1		15	15	1	8	41.42	13	7,850	
	188	8	4	4			8			8	8	2	4	15.50	4	6,850	
	189	12	10	2			12			12	12		4	81.25	4	8,125	
	190	14	11	3			14	1	1	14	14		4	7,650			
	191	13	10	2		1	12			12	12	1	2	57.33	10	7,909	
	192	9	7	2			9			9	9	1	2	7,370			
	193	12	7	2		3	12			9	9		3	46.66	7	7,385	
	194	9	2	6		1	9	2		8	8		7	29.85	1	6,900	
	195	15	5	7		3	15			12	12	2	9	29.85	1		
	196	36	21	12		2	36	6	2	33	33	3	12	38.44	3	7,000	
	197	24	16	7		1	23	2		23	23		5	36.41	15	5,966	
	198	30	20	7		3	29	3	1	27	27	1	6	32.00	14	7,042	
	199	27	27				27			27	27		1	36.00	15	5,880	
	200	26	25	1			26	1		27	27	1	1	44.00	27	9,396	
	201	32	32				32			26	26		1	9.464			
	202	32	20	12			32	5	2	32	32	1	11	40.45	32	9,181	
	203	11	8	3			11			11	11		2	5,500			
	204	14	12	2			14			14	14		2		6	7,833	
	205	14	12	2			14			14	14	1	2		12	7,850	
	206	16	13	1		2	16			14	14		3	44.33	12	7,300	
	207	14	9	5			14			14	14		4		12	7,825	
	208	16	10	6			16	3	1	16	16		6	37.75	9	7,888	
	209	13	9	4			13			13	13		4	26.33	10	7,160	
	210	16	8	8			16			16	16	2	6	42.50	9	6,844	
	211	12	5	6		1	12	2		11	11		8	36.00	8	7,537	
	212	5	3	2			5			11	11	2	7	33.00	5	7,020	
	213	10	7	3			10			5	5		2		3	8,500	
	214	9	5	4			9			10	10		3	35.00	7	9,357	
	215	12	10	2			12			9	9		4	58.75	5	6,800	
	216	12	8	4			12	2	2	12	12		1		10	8,130	
	217	9	5	4			9	2	1	12	12		4	40.25	8	6,850	
	218	12	10	1			12			9	9		3	42.66	4	8,175	
	219	9	9			1	9			11	11	1	1		10	7,510	
	220	10	5	5			10			9	9		9		9	7,600	
	221	43	21	17		4	43	1	4	10	10	1	4	61.25	3	9,666	
	222	28	19	1		8	28		2	38	38	1	20	43.50	14	7,978	
	223	6	5	1			6			20	20	1	1		19	8,331	
	224	19	14	5			19	1	1	6	6		1		4	8,700	
	225	19	14	5			19	1	1	19	19	2	2		14	7,050	
	226	15	11	2		2	15	1	1	19	19	1	5	39.00	13	6,769	
	227	25	17	7		1	25	5	1	13	13		4	41.25	11	5,954	
	228	22	11	10		1	22			24	24		8	42.37	16	6,737	
	229	11	8	2			11			21	21	1	10	48.10	7	7,142	
	230	9	9				9			10	10		1		7	7,457	
	231	12	8	3		1	12		1	9	9		1		8	6,962	
	232	10	10				10			11	11	1	4	41.75	6	7,666	
	233	12	10				12			10	10		6	6.750			
	234	13	8	3			13			11	11		1		7	6,142	
	235	6	5	1		1	6			13	13		5	37.60	7	7,857	
	236	9	3	3		1	9			6	6		1		2		
	237	17	3	13		1	17			8	8		4	39.25	3	4,500	
	238	14	8	6			13	1		16	16		14	27.64	2		
	239	4	4				4			8	8		5	40.40	6	8,000	
	240	12	9	3			12			14	14		4	38.25			
	241	45	26	14		4	44	3	3	12	12	3	2		8	9,125	
	242	45	24	2			44	2	2	40	40		15	41.80	24	8,137	
	243	26	26				26			26	26		2		23	7,534	
	244	28	13	13		2	27	2	2	26	26		13	38.53	11	7,781	
	245	27	10	17			27			27	27	1	15	34.66	5	8,800	
	246	27	13	13			27			5	5		8	36.66	2		
	247	12	9	3			12	3	1	5	5		3	30.75	2		
	248	14	9	5			14			12	12		9	39.33	3	6,666	
	249	12	9	3			12			14	14		1		5	8,800	
	250	15	5	9		1	15	4		12	12		9	42.66	4	13,250	

<sup>1</sup>For renter-occupied dwelling units and vacant nonseasonal not dilapidated units, for rent.  
<sup>2</sup>For owner-occupied dwelling units and vacant nonseasonal not dilapidated units, for sale only.

HOUSING—BLOCK STATISTICS

Table 3.—CHARACTERISTICS OF HOUSING FOR BLOCK AREAS, BY BLOCKS: 1950—Con.

Block area	Block	All dwelling units by occupancy and tenure					All dwelling units by condition and plumbing facilities			Occupied dwelling units			Contract monthly rent <sup>1</sup>		Value <sup>2</sup> of one-dwelling-unit structures	
		Total	Owner occupied	Renter occupied	Vacant non-seasonal not dilap. for rent or sale	Other vacant and non-resident	Number reporting	No private bath or dilap.	No running water or dilap.	Total	Persons per room	Occupied by non-white	Number reporting	Average monthly rent (dollars)	Number reporting	Average value (dollars)
B	251	18	7	11			17		18	18	1					
	252	26	13	12		1	26	2	25	25	1	10	41.20	2		
	253	25	16	7	2	1	22	7	22	22	1	10	36.90	10	785.0	
	254	18	11	6			17	4	18	17	1	8	45.75	13	615.3	
	255	23	14	9			19	5	23	23	2	9	40.14	8	637.5	
	256	18	8	6	2	2	13	4	14	14		7	36.55	10	637.0	
	257	2											44.00	8	681.2	
	260	14	10	4			11	3	14	14		3	43.33	8	788.7	
	261	24	16	7		1	22	4	23	23	1	6	37.50	12	708.3	
	262	24	17	6	1		22	3	23	23	1	6	35.33	16	1202.5	
	263	25	17	6	2		20	5	23	22		7	44.71	13	846.9	
	264	20	11	7		1	18	5	18	18		8	43.75	11	751.8	
	265	29	16	11	2		29	2	27	27		13	46.38	13	819.2	
	266	15	5	10			15	6	15	15	1	9	39.75	2		
	267	14	5	9			13	2	14	14	1	8	36.00	2		
	268	18	9	8	1		18	4	17	17	3	8	50.62	7	850.0	
	269	15	9	6			15	9	15	15		6	32.33	4	928.5	
	270	19	9	10			19	3	19	19	1	10	36.00	6	760.0	
	271	11	10	1			11		11	11		1	66.00	10	750.0	
	272	19	9	7	1	2	18	1	16	15		6	52.66	9	838.8	
	273	13	6	7			13		13	13	1	4	25.75	6	666.6	
	274	11	9	2			11		11	11		1	75.71	7		
	275	9	3	6			9		9	9		5	49.00	1		
	276	11	9	2			11		11	11		2	2	8	985.0	
	277	18	11	6	1		18		17	17	1	7	48.57	8	687.5	
	279	13	6	5	2		13		11	11		7	34.28	5	820.0	
	280	10	6	4			10		10	10		4	37.50	2		
	281	49	41	8			49		49	49	4	6	60.33	37	898.6	
	282	47	40	7			47		47	47		6	44.66	40	904.5	
	283	51	39	10	2		51	2	49	49	1	10	44.70	35	780.5	
	284	25	15	8	2		25		23	23	1	10	67.10	13	831.5	
	285	44	29	12	3		43		41	40	1	15	61.66	25	876.4	
	286	42	15	24	2	1	42		39	39		26	58.84	15	847.3	
	287	38	12	19	7		35		31	31		21	56.66	12	734.1	
	288	35	6	23	6		35		29	29	2	29	53.00	6	735.0	
	289	9	8	1			9		9	9		1	7	664.2		
	290	8	8				8		8	8	1	7	85.62	8		
	291	17	15	2			17		17	17	1	2	86.55	14		
	292	8	7	2			8		8	8		1	77.85	7		
	293	40	27	9		4	40	3	36	36	1	9	48.44	25	751.2	
	294	33	20	9	3	1	33	1	29	29		11	47.18	17	642.3	
	295	18	12	6			17	1	18	17		5	50.20	9	1294.4	
	296	8	3	5			8		8	8		5	38.00	3	800.0	
	297	13	3	9	1		13		12	12		7	44.57	2		
	298	10	6	4			10		10	10		3	30.00	5	980.0	
	299	25	10	14	1		25	2	24	24	1	15	32.13	6	666.6	
	300	13	11	2			13		13	13		2	10	780.0		
	301	13	7	6			13		13	13		6	38.16	6	878.3	
	302	27	9	16	1	1	27		25	25		17	46.17	7	857.1	
	303	19	7	11	1		19	2	18	18		12	35.33	3	633.3	
	304	10	7	2	1		10		9	9		2	74.16	6		
	305	16	8	7	1		16		15	15		7	38.42	6	1000.0	
	306	10	9	1			10	4	10	10		1	91.66	6		
	307	23	1	6			23		23	23	1	6	54.66	15	1006.6	
	308	20	1	19			20	5	30	30		11	40.54	15	815.3	
	309	24	1	23			24	4	24	24		8	48.75	10	693.0	
	310	20	13	7		1	18	2	18	18		3	35.00	12	658.3	
	311	29	14	15	1	1	27	7	29	29	2	14	41.64	10	680.0	
	312	29	16	11	2		25	2	27	27		11	50.90	14	664.2	
	313	12	8	3	1		11	2	11	11		3	38.33	7	735.7	
	316	20	17	3			20		20	20		3	36.66	17	757.0	
	317	17	7	10			16	1	17	17	1	10	27.70	4	612.5	
	318	15	12	3			13	1	15	15		3	29.66	10	662.0	
	319	7	5	2			7		7	7		2	5	574.0		
	320	6	4	2			6		6	6		2	2	4	562.5	
	321	8	3	5			8	1	7	7	1	4	27.75	2		
	322	24	10	14	2		22	3	20	19	2	11	35.27	7	785.7	
	323	14	10	4		2	14	1	14	14	1	4	35.50	9	588.8	
	324	14	12	2		1	13		13	13		1	10	778.0		
	325	14	11	2	1		14		13	13		2	8	750.0		
	326	4	1	2		1	4		3	3		2	1	1		
	328	11	7	4			10		11	11		4	35.50	6	511.6	
	329	14	8	6			14	4	14	14	1	6	37.50	2		
	330	24	14	8	2		24	1	22	22		9	43.88	11	733.6	
	331	23	11	10	2		20	3	21	21		9	41.00	7	657.1	
	332	32	13	16	3		32	2	29	29		18	35.83	7	957.1	
	333	10	3	5			10		10	10		6	34.33	2		
	334	8	3	5			8		8	8		3	21.00	2		
	335	24	12	8	4	2	23	3	20	20		12	37.58	10	849.0	
	336	9	2	5			9	6	7	7		7	28.00	1		
	337	13	4	6	1	2	13		10	10	2	6	32.00	3	883.3	
	338	9	2	7			9		9	9	1	7	30.28	1		
	339	10	4	5	1		10	2	9	9		5	28.00	5	480.0	
	341	18	12	4	2		18		16	16		6	42.16	11	859.0	
	342	24	11	11	2		24	4	22	22		5	40.83	10	805.0	
	343	14	10	4			14		14	14		3	51.33	9	877.7	
	344	11	7	4			11		11	11		4	49.50	6	841.6	

<sup>1</sup>For renter - occupied dwelling units and vacant nonseasonal not dilapidated units, for rent.  
<sup>2</sup>For owner - occupied dwelling units and vacant nonseasonal not dilapidated units, for sale only.



Table 3.—CHARACTERISTICS OF HOUSING FOR BLOCK AREAS, BY BLOCKS: 1950—Con.

Block area	Block	All dwelling units by occupancy and tenure					All dwelling units by condition and plumbing facilities			Occupied dwelling units			Contract monthly rent <sup>1</sup>		Value <sup>2</sup> of one-dwelling-unit structures	
		Total	Owner occupied	Renter occupied	Vacant non-seasonal not dilap. for rent or sale	Other vacant and non-resident	Number reporting	No private bath or dilap.	No running water or dilap.	Total	Persons per room	Occupied by non-white	Number reporting	Average monthly rent (dollars)	Number reporting	Average value (dollars)
B	345	7	5	2		7			7	7						
	346	9	8	1		9			9	9			2		5	8 500
	347	8	3	3		8			6	6			3		3	8 525
	348	7	5	2		7	2	1	7	7			3	6 1.66	3	8 000
	350	22	18	1	3	20			19	19	1		2		17	10 100
	351	21	17	4		21			21	21			3	5 6.66	16	7 558
	353	1														
	354	5	5			5			5	5					5	8 280
	355	5	3	1		5	1		4	4			1		3	8 333
	356	11	7	4		11		2	11	11			4	4 37.5	5	9 100
	357	16	12	3		15	1		15	15	1		2		10	7 950
	358	13	4	9		13			13	13			8	39 1.2	2	
	359	1														
	360	10	9		1	10			9	9		2			9	6 877
	361	15	8	7		15			15	14			6	6 1.33	6	10 500
	362	11	7	3	1	11			10	10			4	5 1.25	6	9 500
	363	4	4			4			4	4			4	3 7.50		
	364	7	5	2		6			7	7			2		5	8 000
	365	11	6	5		11			11	11			5	4 8.80	5	13 800
	366	17	12	5		17			17	17			5	3 7.00	11	10 818
	367	11	6	4	1	11			10	10			5	4 0.80	4	10 500
	368	23	18	4	1	22		1	22	22			3	3 6.66	18	10 277
	369	22	20	2		22			22	22			2		17	10 705
	370	30	23	7	1	30			29	29			6	4 1.00	21	9 761
	371	25	19	6	1	25			24	24			6	6 0.16	16	10 437
	372	18	12	6	1	18			17	17			5	4 5.00	10	9 100
	373	30	22	8	1	30			29	29			6	5 2.50	21	10 261
	374	3				3			3	3			1		1	
	375	18	15	3		18			18	18			3	6 6.66	14	9 550
	376	15	15			15			15	15					14	8 614
	377	10	10			10			10	10					10	9 070
	378	12	11	1		12			12	12					11	9 890
	379	17	17			17			17	17		1			17	8 823
	380	11	9	2		11			11	11			2		9	8 100
	381	10	9	1	1	10			9	9					8	8 475
	382	10	3	7		10			10	10			7	5 9.00	3	10 500
	383	22	18	4	1	22			21	21	1		3	5 1.66	17	10 558
	384	23	18	5		23			23	23			5	6 3.00	18	12 738
	385	12	9	3		12			12	11			3	4 1.00	9	11 777
	386	24	22	2		22			24	22			1		18	10 950
	387	23	15	8		22			23	23			8	4 31.2	12	12 000
	388	21	19	2		21		1	21	21			12	5 0.00	17	10 382
	389	32	16	16		32		1	32	31			12	5 0.00	17	10 382
	390	24	15	9		23			24	23			5	4 5.20	12	9 416
	391	14	12	2		14			14	14			8	4 5.75	15	9 233
	392	6	5	1		6		2	6	6		1			2	7 722
	393	13	2	11		13			13	13			4	5 6.25	5	
	394	19	15	4	1	19			18	18			4	3 9.00	12	12 600
	395	9	7	2		9			9	9			4	3 4.50	14	7 364
	396	2				2			2	2			2		7	9 071
	397	10	5	5		10		2	10	10			5	6 2.00	3	20 333
	398	18	10	8	1	18			17	17	1		7	4 8.85	10	7 110
	399	30	21	9	2	30			28	26			8	5 1.25	17	8 158
	400	15	10	5		15			13	13			5	6 5.00	9	9 000
	401	27	19	8	1	25			26	26			5	5 8.00	16	8 168
	402	33	21	12		31			29	27			6	5 9.00	18	7 755
	403	28	23	5		27			26	26			3	5 1.00	22	7 909
	404	17	1	16		17			1	1					1	
	405	79	20	59	7	78		4	44	44	4	2	17	3 6.52	15	16 600
	406	3				3			3	3			1			
	409	17	2	14	1	16			2	2					2	
	410	34	33	1		34			34	34			1		32	7 587
	411	33	30	3	1	32			31	30			1		29	8 351
	412	34	29	5	1	33			34	34	2		5	5 2.00	26	7 300
	413	28	11	17		26			28	28			17	5 4.23	9	7 733
	414	37	24	13		35		5	34	33	1		12	4 2.16	18	8 472
	415	24	17	7		24			24	24	1		7	4 4.71	15	10 006
	416	7	3	4		7			6	6			3	4 1.00	2	
	417	3	2	1		3			2	2			1		2	
	418	17	6	11		17		4	17	17	1		11	3 5.81	3	7 833
	419	39	19	20		37			39	37	1	1	17	3 9.47	16	7 812
	420	26	19	7		26			26	26			7	5 3.85	17	8 470
	421	28	20	8		28		2	28	28			8	4 4.62	18	9 777
	422	26	15	11	1	26			25	25			9	4 0.88	12	9 791
	423	26	20	6		25			26	26	1		6	4 5.16	17	9 394
	424	28	20	8	1	28			27	27			7	4 7.42	17	9 441
	425	31	20	11		31			31	30			10	4 1.80	14	9 964
	426	24	18	6		24			24	24			6	4 6.66	18	9 566
	427	16	15	1		15			16	16					15	8 360
	428	29	18	11	3	29			26	26	2		8	5 5.00	19	8 789
	429	19	15	4		19		4	19	19	2	19	4	3 0.00	14	1 978
	430	20	13	7		20			20	20			7	2 0.28	13	2 138
	431	26	14	12	1	26			24	24			9	2 2.55	12	2 825
	432	17	10	7		17			17	17			9	1 5.66	4	2 750
	433	20	12	8		19			20	20			10	2 5.40	6	5 566
	434	7	1	6		7			7	7			6	1 8.50		
	435	7	3	4		7		1	7	7			4	2 2.75	3	9 600

<sup>1</sup>For renter - occupied dwelling units and vacant nonseasonal not dilapidated units, for rent.  
<sup>2</sup>For owner - occupied dwelling units and vacant nonseasonal not dilapidated units, for sale only.

HOUSING-BLOCK STATISTICS

Table 3.—CHARACTERISTICS OF HOUSING FOR BLOCK AREAS, BY BLOCKS: 1950—Con.

Block area	Block	All dwelling units by occupancy and tenure					All dwelling units by condition and plumbing facilities			Occupied dwelling units			Contract monthly rent <sup>1</sup>		Value <sup>2</sup> of one-dwelling-unit structures	
		Total	Owner occupied	Renter occupied	Vacant non-seasonal not dilap., for rent or sale	Other vacant and non-resident	Number reporting	No private bath or dilap.	No running water or dilap.	Total	Persons per room Number reporting	1.51 or more	Occupied by non-white	Number reporting	Average monthly rent (dollars)	Number reporting
B	436	13	10	3		13	1	1	13	13		1	3	22.33	10	6,530
	437	1														
	438	8	7		1	8			7	7			1		7	10,571
	439	14	14	3		16			17	16			3	46.00	11	11,363
	440	19	15	2	2	19			17	17	1		1		13	8,946
	441	36	16	20		34			36	36			20	46.65	13	8,576
	442	30	20	9	1	30	1	1	29	29			10	49.00	18	8,576
	443	7	4	3		7			7	7			3	31.66		7,416
	444	7	3	4		7			7	7	1		4	32.50	1	
	445	1														
	446	12	9	3		12			12	12			3	43.33	7	8,357
	447	4	3	1		4			4	4			1		3	8,500
	448	31	24	7		31			31	31			6	48.16	21	8,571
	449	36	18	17	1	36	5	1	35	35	1		18	46.44	11	7,727
	450	6	5	1		6	1	1	6	6	1		1		4	7,375
	451	9	4	5		9	2		9	9			4	32.50	3	9,333
	452	6	3	3		6			6	6			3	35.00	3	6,666
	453	24	13	11		22			24	24			10	55.20	11	8,409
	454	9	7	1	1	9			8	8			1		6	10,000
	455	5	3	2		5			5	5			2		1	
	456	1														
	458	15	11	2		15	5	3	13	13	3	13	2		11	3,954
	459	27	13	11		26	6	3	24	23	1	23	10	22.60	11	4,000
	460	19	8	8		18	10	8	16	16	5	16	8	20.37	6	2,416
	461	30	21	8	1	30	10	8	29	28	1	15	9	32.11	19	4,763
	462	18	12	4	2	17	9		16	16	2	16	4	23.75	11	3,045
	463	5	3	2		5	4		5	5	1	5	2			
	464	8	3	5		8	7	1	8	8			5	18.00	3	2,333
	465	61	32	28		59	30	4	60	59	9	52	27	22.66	26	2,857
	466	2														
	467	2														
	468	31	13	18		31	28	19	31	31	7	31	15	15.53	10	2,730
	469	38	27	10	1	38	35	22	37	37	5	37	10	22.70	23	2,791
	470	23	16	5	1	22	19	17	21	21	5	21	4	16.75	14	2,421
	471	35	20	14		34	31	24	34	34	7	34	13	16.23	16	2,662
	472	33	17	15		33	31	22	32	31	7	32	14	18.42	14	2,164
	473	37	27	10		37	33	24	37	37	12	37	9	17.66	24	2,116
	474	31	24	7		30	19	16	31	31	4	31	7	21.28	20	2,980
	475	40	21	17	1	40	29	20	38	38	4	38	16	20.12	19	3,057
	476	17	9	6	2	16	9	9	15	15	5	15	5	23.20	8	3,125
	477	112	42	70		112	92	66	112	112	18	111	66	14.25	35	2,680
	478	16	8	8		16	13	12	16	16	2	16	8	11.87	8	2,400
	479	6	2	4		6	5	3	6	6	1	6	4	14.50	1	
	480	6	2	4		6	6	6	6	6	1	6	3	13.66	1	
	481	16	8	8		16	9	1	16	16	2	16	8	17.37	6	3,333
	482	8	7	1		8	7		8	8	1	8	1		6	2,233
	483	5	3	2		5	2		5	5		5	2		3	4,333
	484	14	7	6	1	14	9	1	13	13	1	13	6	15.83	5	2,920
	485	14	4	9		14	10	2	13	13	1	13	9	13.11	4	6,875
	486	7	5		1	7	2		5	5	1	5	5		5	4,400
	487	10	10			10	3	2	10	10		10			10	3,860
	488	12		5		11	4	2	12	10		11	4	20.25	7	3,400
	489	37	28	8		37	7	4	34	34		29	29	29.03	5	8,900
	490	64	23	41	1	61	6	6	57	52	1	1	22	44.86	28	7,075
	491	105	20	75	4	104	11	9	95	94	1	1	73	41.49	13	9,507
	492	2														
	493	8	2	6		8	3	3	8	8	1	8	2		4	6,750
	494	15	4	11		15	11	5	15	15	3	14	10	16.00	3	3,500
	495	13	7	6		13	7		13	13		10	4	19.50	4	2,750
	496	15	6			15	5		15	15	3	11	8	28.50	5	6,000
	497															
	498	3			1	3	1	1	2	2		2	2			
	499	2														
	501	8	1	7		8	3	1	9	9	2	9	9		7	3,642
	502	22	4	18		22	15	13	22	22	1	15	15	14.40	3	3,100
	503	23	16	7	1	23	18	10	22	22	4	22	15	13.46	3	4,633
	504	21	10	11	1	21	10	3	20	20	1	18	9	15.55	10	3,200
	505	6	6			6	6	6	6	6		6	6		5	4,100
	506	19	13	6		19	11	9	19	19	4	16	11	17.72	5	5,500
	507	25	23	2		25	21	16	25	25		22	22	16.40	1	
	508	36	20	16	1	36	21	20	35	34	3	30	30	19.20	2	
	509	18	1	17		18	2		18	15	3	17	17	23.64	1	
	510	15	3	12		14	5		15	15		15	17	22.30	2	
	511	40	5	33	2	38	32	28	38	36	5	36	33	17.34	3	3,100
	512	14	4	9		14	2		14	13		14	13	28.50	3	4,766
	513	17	4	13	1	17	11	9	17	15	2	17	13	18.38	4	6,125
	514	11	4	7		11	9	7	11	11	1	11	7	15.00	4	1,800
	515	13		12		12	2	2	12	11		11	12	168.16		
	516	38	3	35	1	38	38	2	38	38	1	35	12	47.94	1	
	517	29	13	16		29	29		29	29	1	16	16	45.00	12	10,291
	520	42	8	31	3	41	41		39	39	2	31	31	67.80	4	8,750
	521	37	12	25		35			37	35		23	23	44.21	10	12,110
	522	17	2	14		17	17		16	16		14	14	41.57	1	
	523	57	13	41	2	49	49		54	47		37	37	56.89	7	13,857
	524	4	3	1		4	4		4	4		1	1		3	21,666
	525	22	5	17		22			22	22		17	17	52.11	4	
	526	34	2	32		34	32	29	34	34	7	32	32	15.34	1	20,000
	527	39	3	36		39	27	11	39	39		33	36	19.19	2	

<sup>1</sup>For renter-occupied dwelling units and vacant nonseasonal not dilapidated units, for rent.  
<sup>2</sup>For owner-occupied dwelling units and vacant nonseasonal not dilapidated units, for sale only.

Table 3.—CHARACTERISTICS OF HOUSING FOR BLOCK AREAS, BY BLOCKS: 1950—Con.

Block area	Block	All dwelling units by occupancy and tenure					All dwelling units by condition and plumbing facilities			Occupied dwelling units				Contract monthly rent <sup>1</sup>		Value <sup>2</sup> of one-dwelling-unit structures	
		Total	Owner occupied	Renter occupied	Vacant non-seasonal not dilap., for rent or sale	Other vacant and non-resident	Number reporting	No private bath or dilap.	No running water or dilap.	Total	Persons per room		Occupied by non-white	Number reporting	Average monthly rent (dollars)	Number reporting	Average value (dollars)
											Number reporting	1.51 or more					
B	528	8		8					8	8	2	8	8	13.62			
	529	23	2	20		1			23	18	12	22	22	13.15	2		
	530	24	16	8					24	6		24	24	18.14	13	3,561	
	531	16	9	6		1			15	12	1	15	15	16.16	9	5,222	
	532	17	10	6		1			15	6	1	16	16	20.83	9	2,944	
	533	16		16					16			16	16	15.12			
	534	19	2	17					18	1		19	19	16.00	2		
	535	16	7	9					16			16	16	32.37	5	10,000	
	536	13	9	4					13	2	1	13	10	29.66	9	9,111	
	537	16	7	9					16	10	7	16	16	15.00	5	2,840	
	538	11	8	3					11	2		11	11		6	3,766	
	539	13	7	4	2				13	5	4	11	11	32.66	7	4,428	
	540	13	7	6					13	4		13	13	23.33	7	6,000	
	541	8	2	6					8	4		8	8	30.00	2		
	542	19	8	10	1				19	13	2	18	18	17.66	6	5,566	
	543	6	4	2					5	2		6	6		3	1,833	
	544	4	1	3					4	1		4	4	25.00	1		
	545	35	21	14					35	27		35	35	12.81	16	3,175	
	546	35	17	17	1				35	32	23	34	34	15.53	14	2,178	
	547	46	21	25					39	30	24	46	40	18.89	18	2,638	
	548	37	20	17					37	27	19	37	37	7	17.14	17	2,694
	549	18	14	4					18	15	10	18	18		11	2,200	
	550	13	7	5		1			12	8		12	12	10.75	6	2,633	
	551	13	8	4	1				13	11	7	12	12	18.80	7	2,771	
	552	22	13	8	1				22	19	10	21	21	18.33	12	2,591	
	553	51	15	35		1			49	40	29	50	50	33.81	10	3,210	
	554	44	17	27					44	36	23	44	44	19.25	14	2,150	
	555	137	61	76					133	72	36	137	136	21.92	51	3,996	
	556	9	7	2					9	4		9	9		7	3,071	
	557	4	3	1					4			4	4		3	4,333	
	558	7	4	3					7	3		7	7	27.75	2		
	559	35	35		8				35	23	1	35	35	28.93	34	3,597	
	560	39	21	16					38	7	1	37	37	28.20	19	7,268	
	561	20	10	11					20	11		20	20	17.18	9	5,287	
	562	23	10	13					23	3	1	23	23	25.92	9	5,377	
	563	11	4	6		1			11	3	2	10	10	32.33	3	3,000	
	564	4	3	1					4			4	4		3	12,666	
	565	7	5	2					7	7		7	7		4	10,250	
	566	9	5	4					9	8		9	9	50.00	5	8,400	
	571	35	24	11					34	1		35	34	43.72	22	6,772	
	572	11	6	5					11	9	1	11	11	44.40	6	10,100	
	573	9	7	2					9	2		9	9		6	9,000	
	574	16	9	7					16	7		16	15	53.83	9	7,555	
	575	7	5	2					7	7		7	7		4	7,625	
	576	17	8	9					17	7		17	17	38.22	7	6,857	
	577	12	6	5	1				12	7		11	11	49.20	4	7,375	
	578	7	6	1					7	2		7	6		5	9,300	
	579	11	4	7					11	2		11	11	37.66	3	7,333	
	580	9	5	4					9	9		9	9	27.75	5	12,100	
	581	7	1	6					7	1	1	7	7	40.83	6		
	582	19	5	12	1	1			19	4	2	17	17	36.90	1		
	583	16	5	10	1				15	3	1	15	14	41.20	5	6,800	
	586	11	2	9					11	9	2	11	11	12.66	9		
	587	27	15	12					27	27	1	27	27	25.41	11	4,909	
	588	25	7	18					24	4	1	25	24	25.05	5	3,500	
	589	13	7	6					13	13		13	13	45.00	6	6,466	
	590	2															
	592	32	12	19		1			32	20	15	31	31	14.77	9	5,444	
	593	24	4	19		1			23	16	12	23	23	25.38	3	5,333	
	594	49	14	31	1	3			49	29	14	45	45	18.90	12	6,416	
	595	36	7	29					35	33	22	36	36	15.59	6	8,333	
	596	23	1	22					15	15	12	23	14	16.47			
	597	22		22					20	20	20	22	22	14.95			
	598	12	1	10	1				10	6	2	11	11	26.10	3		
	599	24		23	1				23	19	15	23	23	21.36	22		
	600	14	1	13					14	14	12	14	13	15.75	12		
	601	5		5					3	3	3	5	5	13.60	5		
	602	111	10	86	13	2			108	16	11	96	94	48.21	6	20,000	
	603	48	19	27		2			45	5	5	46	45	45.52	18	7,305	
	604	46	17	29					43	5	4	46	46	40.68	10	9,480	
	605	54	29	23	1	1			49	8	6	52	48	40.68	17	10,735	
	606	48	13	26	7	2			48			39	39	56.00	10	12,250	
	607	39	13	25	1				39	39		38	38	43.20	5	11,100	
	608	12	4	7	1				12	4		11	11	50.75	3	11,000	
	609	50	14	31	4	1			48	4		45	44	42.93	10	10,000	
	610	29	11	17					27	7	1	28	28	44.70	5	12,300	
	611	80	19	53	6	2			79	7		72	72	53.03	6	12,083	
	612	23	5	17	1				23			22	22	50.76	2		
	613	19	3	16					18	1		19	19	45.31	1		
	615	13	1	12					13	2	3	13	13	37.72	1		
	616	6	4	2					6	3		6	6		3	26,666	
	617	21	1	12	7	1			21	1		13	13	73.47	1		
	618	8	1	6	1				8			7	7	51.85	1		
	619	20	6	14					19	14		20	20	36.07	4	17,500	
	620	12	2	10					12	10		11	11	53.20	2		
	621	24	8	16					24	24		18	18	54.93	3	14,333	

<sup>1</sup>For renter - occupied dwelling units and vacant nonseasonal not dilapidated units, for rent.  
<sup>2</sup>For owner - occupied dwelling units and vacant nonseasonal not dilapidated units, for sale only.

HOUSING-BLOCK STATISTICS

Table 3.—CHARACTERISTICS OF HOUSING FOR BLOCK AREAS, BY BLOCKS: 1950—Con.

Block area	Block	All dwelling units by occupancy and tenure					All dwelling units by condition and plumbing facilities			Occupied dwelling units				Contract monthly rent <sup>1</sup>		Value <sup>2</sup> of one-dwelling-unit structures	
		Total	Owner occupied	Renter occupied	Vacant non-seasonal not dilap., for rent or sale	Other vacant and non-resident	Number reporting	No private bath or dilap.	No running water or dilap.	Total	Persons per room		Occupied by non-white	Number reporting	Average monthly rent (dollars)	Number reporting	Average value (dollars)
											Number reporting	1.51 or more					
B	622	26	3	22	1				25	25			23	4 55.6	1		
	623	34	10	23		1			33	31	1		21	4 39.5	5	15,600	
	624	50	15	30	5				45	44	1	1	33	4 58.7	11	10,109	
	625	10		10					10	10			10	28.20			
	626	18	7	10		1			17	17			10	38.30	4	28,250	
	627	36	8	23	4	1			35	30			23	4 64.3	5	9,360	
	628	13	3	10					13	13	3	8	8	22.12	3	5,933	
	629	29	6	23					26	29	3	6	23	21.69	4	8,000	
	630	21	3	17	1				21	18	2		17	39.29			
	631	16		15					13	14		11	14	1 4.21			
	632	3							3	3					1		
	635	14	1	13					13	14			13	3 63.0			
	636	16	6	9		1			16	15	1	1	7	31.00	4	5,375	
	637	17	6	10		1			17	16			9	31.44	3	7,500	
	638	2															
	639	45	11	33	1				44	6	6		32	3 45.0	6	13,000	
	640	24	8	14	1	1			24	4	2		15	4 71.3	4	10,500	
	641	29	9	16	4				29	24		1	20	5 33.0	8	13,500	
	642	19	10	9					18	3	1		9	3 92.2	7	16,285	
	643	36	9	25	2				35	2			21	4 48.5	8	13,000	
	644	29	4	20	2	3			29	15	4		20	4 58.0	3	14,000	
	645	16	3	12		1			16	2	2		12	3 97.5	2		
	646	25	4	21					22	5	3		20	4 99.5	2		
	647	13	4	7		2			12	3	3		7	6 68.5	2		
	648	2															
	649	3	3						3	3					2		
	650	4	1	3					4	1	1		3	4 16.6	1		
	651	1															
	652	2															
	653	3		2		1			3				2				
	654	1															
	655	10	1	9					10	9			9	4 97.7			
	656	8	2	6					7	8			6	5 13.3	2		
	657	13	4	11	1				12	12			10	7 0.00	1		
	658	1															
	659	31	4	25	2				30	28			24	4 49.5	1		
	660	33	10	27	1	1			34	34	2	1	26	3 59.6	3	13,333	
	661	28	7	21					28	8			26	2 62.8			
	662	24	8	16					23	1	2		7	2 62.8			
	663	24	7	17					23	24		2	17	3 92.9	4	9,000	
	664	27	8	19					26	5	2		18	3 30.0	6	13,333	
	665	30	11	19					29	7	2		18	3 62.7	8	14,475	
	666	4		4					4	2	2		3	2 83.3			
	C	1	33	12	21				30	3	3		21	4 41.9	11	12,000	
		2	25	6	18	1			24	9	9		19	3 23.1	5	14,360	
		3	2														
		4	30	6	23	1				27	6	6	6	22	3 23.1	4	12,250
		5	38	13	25					38	2			21	3 90.0	7	11,642
		6	33	14	18	1				33	1	1		16	5 64.3	5	14,800
		7	23	8	12	1	3			22	2	2		11	5 33.6	4	23,375
8		22	9	13					22	2	2		13	4 76.9	8	13,062	
9		21	9	10	1	1			20	1	1		8	5 22.5	6	17,500	
10		29	11	18					29	2	2		17	4 19.4	9	16,555	
11		16	1	12	1	2			14	7	7		12	4 12.5	1		
12		30	3	21	3	3			26	14	5		24	4 34.5	1		
13		1															
14		11	3	8					11				7	3 92.8	1		
15		1															
17		2															
18		5		5					4	2	2		4	3 97.5			
19		9		7	2				8	7			7	3 64.2			
20		15	1	11	3				14	12			13	5 23.0	1		
21		30	9	20	1				25	6	3		19	4 23.6	4	23,750	
22		15	6	8	1				13	1			8	4 16.2	5	22,400	
23		17	7	8		2			16	15			6	6 16.6	5	16,100	
24		17	3	13	1				16	1			12	3 92.5			
25		23	4	18		1			21	3	3		17	4 70.5	3	19,333	
26		33	7	24		2			31	8	8		23	4 59.1	3	19,333	
27		23	6	16	1	1			21	4	4		15	4 54.0	4	12,250	
28		46	12	33					41	6	6		32	3 43.7	6	12,000	
30		20	7	13	1	3			20	3	3		9	3 68.8	5	5,360	
31		7	2	5					7	7			5	3 98.0	2		
32		6		6					5	5			6	1 7.66			
33		22	5	17					22	10	10		16	2 04.3	4	4,800	
34		28	1	26		1			24	18	18		26	1 32.3	1		
35		11	1	10					11	3	3		10	2 64.0	1		
36		21	1	14					18	1	1		14	3 22.8	4	6,250	
37		19	7	14					16	10	8		14	1 62.8	4	6,750	
38		19	1	17		1			17	8	7		17	2 27.6	1		
39		32	3	29					31	21	6		28	2 12.8	1		
40		37	6	31					29	10	6		31	2 92.2	4	16,250	
41		46	9	36		1			43	18	18		36	3 08.3	4	9,500	
42		36	9	24		3			33	8	8		21	4 73.8	5	20,900	
43		26	7	15		4			22	1	1		14	4 05.7	6	24,333	
44		19	3	14		2			16	6	6		14	4 05.0	1		

<sup>1</sup>For renter - occupied dwelling units and vacant nonseasonal not dilapidated units, for rent.  
<sup>2</sup>For owner - occupied dwelling units and vacant nonseasonal not dilapidated units, for sale only.

Table 3.—CHARACTERISTICS OF HOUSING FOR BLOCK AREAS, BY BLOCKS: 1950—Con.

Block area	Block	All dwelling units by occupancy and tenure					All dwelling units by condition and plumbing facilities			Occupied dwelling units			Contract monthly rent <sup>1</sup>		Value* of one-dwelling-unit structures	
		Total	Owner occupied	Renter occupied	Vacant non-seasonal not dilap., for rent or sale	Other vacant and non-resident	Number reporting	No private bath or dilap.	No running water or dilap.	Total	Persons per room		Number reporting	Average monthly rent (dollars)	Number reporting	Average value (dollars)
											Number reporting	1.51 or more				
C	45	34	3	30	1	34	2		33	33		30	49.23	1	13,142	
	46	13	9	4		13			13	12		3	30.00	7		
	47	5	2	3		5	3		5	5		3	30.33	1	20,000	
	48	9	3	5		9	2	2	8	8	1	3	50.33	3		
	50	4	1	2		4			3	3		2				
	51	1														
	53	13		9		10	6	6	9	9		8	39.00			
	54	14	3	11		12			14	13		9	61.11	3	26,666	
	57	27	4	20	2	25			24	22		18	43.50	2		
	58	16	2	14		15			16	13		13	46.53	1		
	59	22	4	18		21	3		22	21		17	40.05	3	6,000	
	60	27	4	20	3	25	6		24	24		20	38.60	3	6,666	
	61	14	7	6		12	2	1	13	12	4	4	38.50	6	7,416	
	62	21	8	12		15			20	16		9	46.44	3	8,750	
	63	22	8	14		22			22	22		13	63.15	3	9,166	
	64	23	10	13		22	1		23	23	1	13	37.85	5	8,311	
	65	19	7	11	1	19	4		18	18		12	37.25	5	6,900	
	66	30	12	18		30	4		28	25		16	21.33	10	7,050	
	68	18	7	11		18	5	1	18	17		10	22.90	4	4,500	
	69	64	18	45	1	62	19	15	63	63		39	26.31	13	8,715	
	71	42	11	30		42	3	3	41	41	9	38	13.93	10	4,440	
	72	109	12	94	1	109	3	8	106	106	14	90	16.35	11	5,590	
	73	20	3	17		18	15		20	17		20	21.00	3	4,666	
	74	23	7	16		22	14		23	21	5	21	16.33	5	5,000	
	75	22	9	13		21	6		22	22	2	12	36.58	8	4,250	
	76	36	8	27		31			35	34		7	32.00	7	6,785	
	77	14	7	7		13	3	3	14	14		13	21.30	6	4,183	
	78	20	7	13		16	6	6	20	20	2	11	25.58	5	6,800	
	79	23	6	17		23	2		23	23		17	30.84	17	9,411	
	80	54	19	35		54	2		54	52	1	33	20.84	17		
	81	63	24	38	1	54	1	1	62	60		34	43.70	18	8,166	
	82	40	13	24	2	35			37	35		22	47.00	8	6,625	
	83	18	1	15		17			17	17		16	51.12			
	84	32	10	19	2	29	4		29	28	1	20	39.50	6	4,666	
	85	22	8	13	1	23			21	21		12	46.00	6	6,666	
	86	3	2	1		3			3	3		1		1		
	87	22	9	12	1	22	4		21	21	1	13	45.76	7	10,285	
	88	21	9	12		21	2	2	21	21		10	47.00	7	5,285	
	89	3		2		3			2	2		2				
	90	29	5	22	2	29	5		27	27	1	22	40.09	1		
	91	24	7	16	1	20	2	2	23	20		14	42.00	4	11,250	
	92	16	5	10	1	15	6		15	15		8	51.12	2		
	93	7	1	5		7			6	6		4	18.75			
	94	1									1	3	8.00			
	95	4		4		5	4	4	4	4	1	4	16.25			
	96	5	1			5	2		8	8	1	9	41.11			
	97	6		6	1	6	4	4	6	6		6	27.16			
	98	11	2	9		11	6		11	11	2	8	34.50	2		
	99	11	4	7		11	3		11	11	1	6	40.00	4	8,500	
	100	11	4	7		11	3		11	11	1	6	40.00	4	8,500	
	101	10	2	8		9			10	9		8	35.75	2		
	102	9	4	5		6			9	6		4	46.25	2		
	103	3		3		3			3	3		2				
	104	15	8	7		14	3	3	15	15		3	38.50	6	6,250	
	105	13		12		12			13	13		7	34.14	6	8,250	
	106	19	9	10		15	2	2	16	14		5	26.80	7	7,571	
	107	16	11	5		16	3		16	16		5	48.00	10	13,500	
	108	11		11		11			10	10		6	34.66	4	7,375	
	109	11		11		11			10	10		8	52.00	2		
	110	27	6	19	1	27	4		25	25	1	10	22.15	5	4,920	
	111	17		17		17	7	7	17	17	3	12	37.00	2		
	112	14	3	9	2	14			12	12		10	50.70	2		
	113	24	6	18		24	12	8	24	24	2	18	35.66	4	7,500	
	114	4	1	3		4	1		4	4		3		1		
	115	2														
	116	19	7	12		19	4		19	19	1	10	31.90	5	9,800	
	117	22	4	16	1	22	2	1	20	20		17	51.05	3	9,000	
	118	17	3	12	1	16	2		15	15		11	59.54	2		
	119	7		4		7	4		7	7		5	16.50	3	4,500	
	120	3		3		3	2		3	3		2	35.00			
	121	3		3		3	2		3	3		2	35.00			
	122	13	6	9		13	4		12	12	1	8	29.25	10	8,500	
	123	27	5	18	1	23	8	6	24	24	3	19	29.84	3	5,833	
	124	24	5	19		24	5		24	24	2	19	38.78	3	8,500	
	125	5	2	3		5			5	5		3	41.00			
	126	18	7	10		18	2		17	17		8	52.00			
	127	18	7	11		18			18	18	1	10	34.80	2	8,833	
	128	10	3	6	1	10	2	2	9	9	1	7	35.42			
	129	20	9	10		20	4		19	19		11	39.81			
	130	39	10	25		39	3	2	35	35	2	28	36.64	8	8,416	
	131	27	8	19		27	8	1	27	27	2	19	29.47	4	6,375	
	132	11	8	3		11	4	3	11	11	1	5	32.66	4	4,000	
	133	13	3	9	1	13	7		12	12		9	18.88	2		
	134	240	108	122	5	237	9	36	230	229	26	209	21.00	92	4,243	
	135	88	19	68		86	44	39	87	86	7	66	23.20	10	6,100	
	136	18	7	11		18	2		18	18	1	14	33.66	3	5,142	
	137	6	4	2		6	6		6	6		4	23.66	3	3,666	
	138	6	4	2		6	6		6	6		4	23.66	3	3,666	
	139	29	8	19	3	27	4	3	27	27	1	23	35.00	26	4,326	

<sup>1</sup>For renter occupied dwelling units and vacant nonseasonal not dilapidated units, for sale only.  
<sup>2</sup>For owner occupied dwelling units and vacant nonseasonal not dilapidated units, for sale only.

HOUSING—BLOCK STATISTICS

Table 3.—CHARACTERISTICS OF HOUSING FOR BLOCK AREAS, BY BLOCKS: 1950—Con.

Block area	Block	All dwelling units by occupancy and tenure					All dwelling units by condition and plumbing facilities			Occupied dwelling units			Contract monthly rent <sup>1</sup>		Value <sup>2</sup> of one-dwelling-unit structures		
		Total	Owner occupied	Renter occupied	Vacant non-seasonal not dilap., for rent or sale	Other vacant and non-resident	Number reporting	No private bath or dilap.	No running water or dilap.	Total	Persons per room		Occupied by non-white	Number reporting	Average monthly rent (dollars)	Number reporting	Average value (dollars)
											Number reporting	1.51 or more					
C	144	23	7	16					23	23	2	15	15	2 23 3	6	5 95 0	
	145	82	22	59		1		20	81	81	9	6	5	2 19 1	2	5 86 8	
	146	16	5	10		1			15	15			10	5 65 0		8 80 0	
	147	16	7	9					16	16			9	5 22 2	5	1 700 0	
	148	9	3	5		1			8	8		4	5	2 58 0	2	5 30 0	
	149	19	8	10		1			18	18	2	11	9	2 76 6	5	5 30 0	
	150	19	7	12					19	19	2	15	12	2 49 1	7	3 02 8	
	151	7	4	3					7	7	1	7	3	1 53 3	4	4 12 5	
	153	6	3	2	1				5	5	1	5	3	2 33 3	3	2 26 6	
	154	22	11	11					22	22	1	18	10	1 87 0	10	4 75 0	
	155	18	9	8	1				17	17	2	17	8	1 70 0	9	6 80 0	
	157	21	7	12	2				21	19			12	2 98 3	6	5 88 3	
	158	11	5	5		1			10	10		2	4	3 30 0	5	7 10 0	
	159	11	1	8	1	1			10	9	2	3	9	2 12 2			
	160	31	12	16	1	2			31	28	1	17	17	3 62 9	9	6 71 1	
	161	20	9	9	2				20	18	1	11	10	5 11 0	7	9 71 4	
	162	23	11	11	1				23	22	1	11	11	3 20 0	9	10 1 1 1	
	163	14	3	11					14	14		11	11	3 94 5	3	15 33 3	
	165	28	6	18	3	1			28	24	3	1	20	3 02 0	3	7 33 3	
	166	11	5	5		1			10	10		1	5	2 26 0	5	6 80 0	
	167	5		5					5	5		4	2				
	171	21	3	18					21	20	2	17	17	2 45 8	2	1 000 0	
	172	9	4	4		1			8	8		4	4	4 87 5	4		
	175	14	6	8					13	14		2	8	3 98 7	5	15 000 0	
	176	65	21	43	1				64	64	10	43	42	2 42 1	19	6 43 6	
	177	24	9	15					24	24		23	13	2 42 3	8	5 93 7	
	179	16	10	6					16	16	1	13	5	2 32 0	10	8 63 0	
	180	26	15	10		1			26	25	1	24	9	1 68 8	13	1 68 8	
181	20	7	12		1			20	19	2	10	11	2 91 8	6	8 66 6		
182	17	8	8	1				17	16		1	6	4 80 0	6	15 41 6		
183	13	6	5	1	1			13	11			6	5 98 3	6	18 500 0		
184	18	10	8					18	18		7	7	5 72 8	8	15 93 7		
185	24	10	13	1				24	23		14	14	5 22 1	9	11 36 6		
186	25	14	9	2				25	23		10	10	1 35 70	12	10 29 1		
187	7	7	2					7	7		2	2		5	9 000 0		
188	16	8	8					16	16		7	7	3 97 1	7	8 85 7		
189	7	2	5					7	7	2	7	5	1 24 0	2			
190	13	6	7					13	13	2	13	6	1 63 3	5	2 52 0		
191	38	18	19		1			38	37	4	37	17	2 01 7	17	4 400 0		
192	36	15	21					35	35	5	36	18	1 57 7	10	5 400 0		
193	38	14	24					37	37	2	31	21	2 11 4	11	5 500 0		
194	37	21	14		2			36	34	2	29	13	1 92 3	19	3 97 3		
195	27	5	21	1				26	26		8	8	2 1	3	6 000 0		
196	35	9	25		1			34	34	6	22	25	1 85 2	7	8 85 7		
197	41	21	18		2			39	38	5	27	16	2 11 8	14	4 18 5		
198	39	16	22		1			38	38	5	31	22	1 81 3	13	8 84 6		
199	44	11	31		2			41	41	5	39	30	1 39 3	9	4 17 7		
200	11	7	7					11	11		11	7	1 70 0	4	2 300 0		
201	17	7	10					17	17		4	4	3 89 0	6	6 46 6		
202	19	11	7		1			18	18	1	8	3	5 33	9	4 11		
203	4		4					4	4		4	4	8 25				
204	49	7	38		4			48	47	7	37	31	1 46 7	4	7 250 0		
205	40	6	34					40	40	16	40	32	2 91 5	3	6 000 0		
206	9		9					9	9		9	9	1 88 8				
207	9	4	5					9	9		11	8	1 22 0	4	4 500 0		
209	7	2	4		1			7	7		6	5	2 00 0	1			
210	31	9	22					30	23	22	31	4	1 59 5	8	3 68 7		
211	32	15	17					31	18	17	31	22	1 05 8	15	3 77 3		
212	6	4	1		1			6	6		5	3	1 7	4	7 27 5		
213	27	16	11					27	26	1	23	9	1 94 4	14	7 33 5		
214	18	5	13					18	18		1	12	2 93 3	4	7 37 5		
215	28	8	20					28	28		12	12	1 88 9	7	5 900 0		
216	17	4	13					17	17		4	4	2 45 0	3	8 000 0		
217	19	7	11					18	17		16	12	1 66 3	6	4 41 6		
218	37	18	19		1			35	19	13	37	19	1 96 8	17	5 84 7		
219	24	11	13					23	11	5	24	24	1 98 3	7	5 01 4		
220	32	20	9	1	2			31	5	2	29	9	1 86 6	19	3 84 7		
221	20	9	11					19	7	2	20	19	2 35 5	7	3 71 4		
222	12	2	10					12	7	3	12	9	1 93 0	2			
223	35	15	20					32	20	14	35	34	1 67 0	8	4 87 5		
224	26	12	14					25	12	8	26	26	1 60 9	10	5 550 0		
225	23	17	6					23	9	5	23	23	1 51 6	15	4 22 6		
226	18	3	14		1			17	9	4	17	17	1 50 7	3	2 16 6		
227	9	3	6					9	2	2	9	9	1 98 3	2	3 16 6		
228	9	2	7					9	5	2	9	9	1 11 6				
229	40	15	25					40	22	10	40	40	1 57 0	13	4 99 2		
230	25	11	12					24	10	1	23	23	1 72 5	10	4 270 0		
231	24	14	10		2			24	6	3	24	24	2 48 8	14	3 92 8		
232	2																
233	27	18	9					27	13	7	27	26	1 42 2	16	3 36 2		
234	27	16	10	1				27	10	2	26	26	1 68 0	14	3 92 8		
235	17	11	4	2				17	4	1	15	15	4 55 0	11	9 18 1		
236																	
237	21	10	11					21	1	1	21	21	4 31 0	9	13 66 6		
238	17	10	6		1			16	16		1	6	7 500 0	10	14 200 0		
239	33	18	15					32	13	5	33	33	1 40 6	18	4 62 7		
240	12	2	10					11	7	6	11	12	1 75 7	1			

<sup>1</sup>For renter - occupied dwelling units and vacant nonseasonal not dilapidated units, for rent.  
<sup>2</sup>For owner - occupied dwelling units and vacant nonseasonal not dilapidated units, for sale only.



HOUSING—BLOCK STATISTICS

Table 3.—CHARACTERISTICS OF HOUSING FOR BLOCK AREAS, BY BLOCKS: 1950—Con.

Block area	Block	All dwelling units by occupancy and tenure					All dwelling units by condition and plumbing facilities			Occupied dwelling units			Contract monthly rent <sup>1</sup>		Value <sup>2</sup> of one-dwelling-unit structures		
		Total	Owner occupied	Renter occupied	Vacant non-seasonal not dilap., for rent or sale	Other vacant and non-resident	Number reporting	No private bath or dilap.	No running water or dilap.	Total	Persons per room	Occupied by non-white	Number reporting	Average monthly rent (dollars)	Number reporting	Average value (dollars)	
C	3334	10	9	1					10	10							
	3335	13	10	2	1				13	12			1	2	9	9.11	
	3336	9	5	4					9	9			4	4	10	10.85	
	3337	46	30	16				4	44	45		2	16	6	28	11.85	
	3338	5	4	1					5	5			1	1	4	10.75	
	3339	17	11	6					17	17	1	16	6	11	28	25.00	
	3440	27	12	14		1			26	24		4	13	6	11	11.31	
	3441	24	16	8					24	21		3	6	6	16	2.88	
	3442	14	7	7					11	11		2	7	7	14	2.10	
	3443	51	27	22		2			49	40	29	2	48	20	26	1.26	
	3444	23	15	7		1			22	22	2	21	7	13	2	2.26	
	3445	33	19	14					33	33		32	14	19	19	2.28	
	3446	1	1	2	1	3			33	17	6	4	19	18	10	4.15	
	3447	11	7	10					13	3	3	22	5	10	4	4.32	
	3448	24	7	20		2			13	11	10	1	6	7	7	3.05	
	3500	24	2	20		2			21	18		22	19	7	7	6.80	
	3501	26	1	15		3			26	17	10	2	12	3	7	2.61	
	3502	15	9	3					15	15		8	8	9	9	3.47	
	3503	15	9	6					15	10		4	5	9	9	1.94	
	3504	9	2	7	2				9	1		3	5	9	9	1.48	
	3505	2							2	2		6	8	15	15	5.46	
	3506	3	3						3	3							
	3507	7	4			3			7	4				3	3	33.83	
	3601	1							1	1				4	4	17.62	
	3602	14	10	4					12	10	10		3	13	10	13.33	
	3603	13	9	3		1			13	11	11	3	2	6	6	3.40	
	3604	12	9	9	1	1			12	12		2	9	2	2	3.91	
	3605	22	12	9		1			20	11		5	8	8	8	6.55	
	3606	3	3						2	2		3	3	12	12	1.50	
	3607	42	23	16	3				42	26	16	11	38	16	22	1.23	
	3608								2	2				1	1	2.33	
	3609								26	16				28	28	2.15	
	3699	19	10	8		1			19	16	7	3	7	10	10	1.55	
	3744	23	18	5					23	8	5	17	7	12	12	1.55	
	3755	24	15	8	1				23	15	9	4	5	15	15	8.20	
	3766	8	2	6					8	7	6	4	7	15	15	1.60	
	3777	14	10	2		2			12	9	6	3	4	10	10	1.17	
	3788	20	17	3					20	20		1	2	17	17	1.70	
	3799	4	2	2					4	4		1	1	2	2	1.68	
	3811	45	21	19	2	3			40	21	9	1	35	17	17	3.16	
	3822	6	4	1		1			6	3	3	3	5	3	3	1.26	
	3833	16	11	4		1			16	10	8	3	4	10	10	2.25	
	3844	48	31	13	1	3			48	10	10	1	23	13	26	3.61	
	3855	8	8						8	8	4	1	2	13	13	4.61	
	3866	19	17	1	1				19	4	4	6	2	7	7	7.98	
	3888	7	2	5					7	2	1	2	5	2	2	3.08	
	3899	12	4	8					11	5	3	6	9	6	6	27.50	
	3900	6	2	4					6	6	6	3	4	4	4	30.50	
	3922	29	15	6	8				29	21	21	14	14	15	15	7.82	
	3944	52	26	19	7				52	13	10	4	25	8	8	3.05	
	3955	31	12	17		2			31	18	11	3	17	11	11	3.05	
	3966	26	20	6					26	4	3	6	16	17	18	18.63	
	3977	32	12	18	1	1			32	13	13	4	17	17	18	28.89	
	3988	16	10	5					15	8	6	4	11	5	9	10.83	
	3999	109	21	83	4				109	4	4	4	3	5	9	1.54	
	4000	56	21	32		3			56	13	12	1	8	19	19	3.90	
	4001	4	4						4	2	2	2	3	16	16	1.76	
	4002	12	3	8					11	2	2	1	3	3	3	3.07	
	4003	8	5	3					8	6	6	4	3	3	3	5.00	
	4004	11	3	6	4	1			10	8	6	1	3	6	6	18.66	
	4005	14	3	4	4				14	6	6	6	6	4	4	71.66	
	4006	14	7	4	7				14	7	7	10	4	2	2	6.53	
	4007	16	11	4	1				15	7		5	6	8	8	62.00	
	4008								15	15							
	4112	14	13	1					14	14			1	1	13	9.63	
	4113	21	9	12					21	12	6		11	11	2	2	35.27
	4114	13	9	2	2				13	11		7	4	4	4	6.75	
	4115	9	2	7					9	9			7	7	8	6.47	
	4116	8	8						8	8			7	7	7	6.11	
	4117	27	5	22					27	20		17	4	4	4	5.64	
	4118	4	2	4					4	4		4	4	4	4	4.50	
	4119	27	22	2		3			27	4	4	17	4	4	4	5.64	
	4201	124	66	108	8	2			123	27	4	25	25	25	2	2	6.51
	4202	68	11	55	1	1			67	4	4	114	14	1	1	1	5.78
	4203								66	65	14	1	53	2	2	2	52.96
	4233	29	5	23	1				29	28	1	1	24	24	2	2	5.47
	4244	75	43	31		1			75	12	12	4	30	30	39	39	11.58
	4255	49	39	8	2	1			49	47	4	22	10	10	39	39	12.35
	4266	30	19	11					30	30		1	11	11	17	17	13.97
	4277	21	16	4	1				20	19		5	5	15	15	12.15	
	4288	22	20	2					22	22		2	2	19	19	13.05	
	4299	16	13	3					16	15		2	2	12	12	15.04	
	4300	23	20	3					22	22		2	2	12	12	15.04	
	4311	23	17	3					23	23	1	3	3	19	19	11.47	
	4312	23	17	3		1			22	22		4	4	16	16	12.40	
	4333	22	10	9	2				17	1	1		9	6	6	9.75	
	4334	6	5	1					6	6			1	4	4	11.50	
	4335	7	6	1					7	7			1	6	6	9.91	
	4336	1							1	1							
	4337	4	3						4	3							
	4338	5	4	1					5	5					3	3	2.16
	4339	21	19	2					21	20		1	2	4	4	4	12.25

<sup>1</sup>For renter—occupied dwelling units and vacant nonseasonal not dilapidated units, for rent.  
<sup>2</sup>For owner—occupied dwelling units and vacant nonseasonal not dilapidated units, for sale only.



Table 3.—CHARACTERISTICS OF HOUSING FOR BLOCK AREAS, BY BLOCKS: 1950—Con.

Block area	Block	All dwelling units by occupancy and tenure					All dwelling units by condition and plumbing facilities			Occupied dwelling units			Contract monthly rent <sup>1</sup>		Value <sup>2</sup> of one-dwelling-unit structures	
		Total	Owner occupied	Renter occupied	Vacant non-seasonal not dilap., for rent or sale	Other vacant and non-resident	Number reporting	No private bath or dilap.	No running water or dilap.	Total	Persons per room		Number reporting	Average monthly rent (dollars)	Number reporting	Average value (dollars)
											Number reporting	1.51 or more				
C	440	18	13	4		1	17		17	17		3	633.3	13	929.2	
	441	12	11	1			12		12	11	1	1		9	10,000.0	
	442	14	11			1	13		13	13		2		11	9,090.0	
	443	10	10				10		10	10		2		10	7,500.0	
	444	5	5				5		5	5				5	7,520.0	
	445	9	9				8		9	8				8	8,775.0	
	446	6	4	2			6		6	6	1	2		4	11,750.0	
	447	6	5	1			6	1	6	6				4	11,750.0	
	448	10	2	8			10	1	10	10		10	786.2	2	9,700.0	
	449	12	2	10			12		12	12		10	76.40	2		
	450	12	9	3			11		12	11		3	80.00	7	10,757.0	
	451	13	7	6			12		13	13		6	78.33	6	9,500.0	
	452	23	18	5			21		23	23		17	27.75	17	16,941.0	
	453	59	54	5			56	3	59	57	2	4	65.00	51	12,815.0	
	454	22	13	8			22	1	21	20		9	57.88	13	10,923.0	
	455	20	12	6	1	1	20		18	18		6	57.83	11	12,500.0	
	456	19	12	4	2	1	19		16	16		9	71.66	11	14,345.0	
	457	21	15	6			21		21	21	1	6	60.33	12	12,750.0	
	458	22	18	2	1	1	21		20	19		3	53.33	14	14,392.0	
	459	17	13	3			17		16	16		4	55.50	12	13,791.0	
	460	14	12			2	14		12	12				10	23,500.0	
	461	21	15	6			21		21	21		5	55.60	10	21,300.0	
	462	11	6	5			11		11	11		5	61.40	5	13,400.0	
	463	16	12	4			16		16	16		2		10	12,250.0	
	464	12	11			1	12		11	11				11	18,909.0	
	465	19	19				19		19	19				19	14,842.0	
	466	11	4	7			11		11	11	1	7	63.14	3	15,666.0	
	467	15	6	9			15		15	15		9	63.33	6	11,333.0	
	468	15	8	6		1	15		14	14		6	58.33	8	14,000.0	
	469	12	10	2			10		12	11		2		8	16,250.0	
	470	23	21	1		1	22	1	22	21		1		21	13,804.0	
	471	11	8	3			11		11	11		2		8	11,125.0	
	472	16	11	5			16		16	16		2		9	8,111.0	
	473	15	12	2		1	15	1	14	14	1	5	75.00	11	9,363.0	
	474	11	1	10			11		11	10		10	78.50			
	475	8	3	5			7		8	7		4	81.25	3	10,666.0	
	476	10	5	5			10		10	10		5	75.00	5	9,400.0	
	477	10	8	1		1	8		9	8				7	12,142.0	
	478	4	4				4		4	4				4	13,750.0	
	479	7	7				6		7	6				5	11,400.0	
	480	16	10	6			16		16	16		6	73.83	10	10,500.0	
	481	11	11				11		11	11				11	10,445.0	
	482	4	3	1			4		4	4		1		2		
	484	2														
	485	11	10		1		11		10	10				11	13,181.0	
	486	13	13				13		13	13				13	10,430.0	
	487	10	8	1		1	10		9	9		1		7	9,071.0	
	488	15	14	1			15		15	15		1		12	10,691.0	
	489	14	9	3		1	14		12	12		2		9	9,744.0	
	490	16	9	6		1	16		15	15		6	75.00	9	9,644.0	
	491	14	13	1			14		13	13				13	11,400.0	
	492	11	10	1			10		11	11		1		9	12,611.0	
	493	3	3				3		3	3				3	13,000.0	
	494	4	4				4		4	4				4	15,750.0	
	495	11	4	7			11		11	11		7	57.14	3	36,686.0	
	496	21	17	3		1	21		20	20		2		15	34,848.0	
	497	16	13		1		16		13	13	1			13	11,848.0	
	498	192	122	54	11	5	184	1	176	170	2	54	59.87	109	15,223.0	
	499	17	16	1			17		17	17		1		16	16,437.0	
	500	8	8				8		8	8				8	15,625.0	
	501	13	12			1	13	1	12	12		3	26.66	11	15,818.0	
	502	7	4	3			7		7	7				3	10,166.0	
	503	9	8	1			9	2	9	9		1		7	14,542.0	
	504	7	7				7		7	7				6	13,633.0	
	505	6	6				6		6	6				6	13,083.0	
	506	4	4				4		4	4				4	11,750.0	
	507	7	3	3		1	7		6	6				2		
	508	3	2	1			3		3	3		2		1		
	509	5	4	1			5	1	5	5		4	34.75	1		
	510	19	13	6			19	3	19	19	2	6	40.33	11	11,954.0	
	511	1														
	512	15	9	5		1	15		14	14		4	41.25	8	6,125.0	
	513	3	2	1			3		3	3		1		2		
	514	48	18	28	2		37	13	46	43	5	24	46.08	13	9,076.0	
	515	1														
	516	1														
	518	12	12				12	1	12	12				12	12,125.0	
	519	9	7	2			8		9	8		2		6	14,500.0	
	520	7	7				7		7	7				7	15,242.0	
	521	2														
	522	10	9	1			10		10	10		1		8	10,575.0	
	523	4	3	1			4		4	3	1			3	11,000.0	
	524	3	2			1	2		2	1				2		
	525	10	7	2			10		9	9		2		6	16,000.0	
	526	18	17	1	1		18		17	15		1		16	16,000.0	
	527	6	5	1			6		6	6				5	28,600.0	
	528	6	6				6		6	6				6	16,333.0	

<sup>1</sup>For renter - occupied dwelling units and vacant nonseasonal not dilapidated units, for rent.  
<sup>2</sup>For owner - occupied dwelling units and vacant nonseasonal not dilapidated units, for sale only.

HOUSING—BLOCK STATISTICS

Table 3.—CHARACTERISTICS OF HOUSING FOR BLOCK AREAS, BY BLOCKS: 1950—Con.

Block area	Block	All dwelling units by occupancy and tenure					All dwelling units by condition and plumbing facilities			Occupied dwelling units				Contract monthly rent <sup>1</sup>		Value <sup>2</sup> of one-dwelling-unit structures	
		Total	Owner occupied	Renter occupied	Vacant non-seasonal not dilap., for rent or sale	Other vacant and non-resident	Number reporting	No private bath or dilap.	No running water or dilap.	Total	Persons per room		Number reporting	Average monthly rent (dollars)	Number reporting	Average value (dollars)	
											Number reporting	1.51 or more					Occupied by non-white
C	529	3	3			3			3	3						3	14,666
	530	4	4			8			8	8			4	85.00	4	4	27,500
	531	16	11	4	1	16	1	1	15	15			5	41.40	5	3	27,375
	532	7	6	1		7			7	7			1		1	3	18,800
	533	7	5	2		7			7	7	1		2		2	3	31,666
	534	8	5	3		8			8	8			3	63.33	3	4	15,000
	535	6	6			6			6	6						6	24,500
	536	6	6			6			6	6			3	66.33	3	6	21,000
	537	11	8	3	1	11			10	10			2		2	8	19,750
	538	2															
	539	26	5	18	2	22	1	1	23	20			19	58.36	2		
	541	33	5	27	1	33			32	30	1		2	57.72	3	1	14,333
	542	8	5	3		8	2		8	8			3	37.00	1	3	
	543	13	5	8		13			13	13			3	63.12	3		6,000
	547	1															
	554	1															
	555		1	3		4			4	4			2				
	561	199	40	150	6	155	38		190	187	11	1	149	41.88	10		2,380
	562	168	3	162	3	163	1		165	158	8	3	159	30.00			
	563	2															
D	1	5	1	4		5	2		5	5	2		1			1	
	2	23	18	4		23	12	6	22	22	4	18	1			14	3,878
	3	58	36	20		58	34	16	56	56	5	53	18	19.88	33		5,303
	5	24	8	14	2	23	4		22	22			15	37.53	7		8,214
	6	26	16	10		26			26	26			10	31.10	16		5,318
	7	12	10	2		12			12	12			2		10		15,140
	8	3	1	2		3			3	3			2			1	
	9	14	4	10		14	2	2	14	14	2	2	8	36.62	2		
	10	50	31	18		47	6		49	47	1	5	15	38.73	27		6,933
	11	8	6	2		8			8	8			2		6		7,350
	12	1															
	13	5	1	4		5	3		5	5	1	3	4	16.00	1		
	14	26	9	15	1	26	4	4	24	24	3	13	12	25.75	5		5,600
	15	18	12	6		18	5	3	18	18	4	18	5	21.00	10		3,840
	16	1															
	17	12	8	4		12	3	2	12	12	1	10	4	28.75	8		2,200
	18	18	11	7		18	8	4	18	18			10	25.57	11		2,800
	19	15	1	14		15	13	6	15	15			14	24.57			
	20	26	13	12	1	26	6	2	25	25			11	37.00	8		6,562
	21	14	8	6		14	1	1	14	14	3	1	6	32.50	7		8,428
	22	18	9	9		18	3	1	18	17			7	31.42	3		7,000
	23	12	5	7		12			12	11			7	35.85	4		8,250
	24	16	7	4		11			11	11			3	45.00	6		11,333
	25	16	9	6	1	16			15	15			6	42.16	8		9,800
	26	14	6	8		14			14	14			1		5		7,200
	27	14	6	8		14			14	14			1		6		10,583
	28	16	3	11	1	16			14	14			12	39.00	6		
	29	8	5	2		8	6	3	14	14			3	48.33	3		20,000
	30	15	7	8	1	14			15	15			8	54.62	3		13,642
	31	19	10	9		19	2		19	19			9	37.22	6		8,083
	32	12	8	4		11	1	1	12	12			1		8		7,912
	33	20	8	12		20	5	4	20	20			11	38.54	6		9,750
	34	18	8	10		18			18	18		3	10	39.80	4		9,500
	35	15	9	6		15			15	15		1	5	41.60	5		6,900
	36	15	5	8	2	15			15	15			10	57.50	3		6,500
	37	18	10	8		18	3	3	18	18		1	10	43.12	7		8,571
	38	18	11	7		18			18	18			8	48.33	6		8,166
	39	6	6			6			6	6			6		4		12,375
	40	14	4	10		14	1		14	14			10	42.00	3		6,833
	41	12	8	4		12	2	2	12	14			4	32.50	3		6,642
	42	20	5	15		20	14	11	20	20			7	20.33	3		3,700
	43	11	6	5		11	5		11	11		3	15	18.50	4		4,916
	44	5	3	2		5	2	2	5	4			1		1		
	45	5	4	1		5	3	2	5	5			4		1		3,666
	46	17	12	5		17	11	6	17	17		3	13	14.00	10		3,970
	47	1															
	48	29	11	16	2	29	6	5	27	25			7	31.66	6		10,500
	49	43	14	27	2	41	10	8	41	40			12	29.34	6		7,100
	50	28	4	24		28	13	12	28	28			15	56.69	2		
	51	101	35	58	4	100	63	34	93	93	13	78	55	19.78	27		3,929
	52	23	15	8		23	15	12	23	23			2	16.14	12		4,433
	53	18	11	5		18	11	6	16	16			1		10		2,900
	54	15	9	6		15	6	1	15	15			3	17.83	8		7,437
	55	14	2	12		14			14	14			10	41.60	2		
	56	14	4	9	1	14			13	13		5	8	46.50	2		
	57	18	6	12		18			18	18			12	40.58	4		10,000
	58	13	7	6		13			13	13		1	7	45.42	3		13,333
	59	10	5	5		10			10	10			3	58.33	6		10,916
	60	17	10	7	1	16			15	15			6	40.16	8		11,062
	61	18	6	12		18	2	2	18	18			12	50.75	4		14,500
	62	18	2	13	3	18			15	15			14	63.42	1		
	63	4	4			4			4	4			4	43.25	4		
	64	11	8	3		11			11	11			3	80.00	8		10,375

<sup>1</sup>For renter - occupied dwelling units and vacant nonseasonal not dilapidated units, for rent.  
<sup>2</sup>For owner - occupied dwelling units and vacant nonseasonal not dilapidated units, for sale only.

Table 3.—CHARACTERISTICS OF HOUSING FOR BLOCK AREAS, BY BLOCKS: 1950—Con.

Block area	Block	All dwelling units by occupancy and tenure					All dwelling units by condition and plumbing facilities			Occupied dwelling units			Contract monthly rent <sup>1</sup>		Value <sup>2</sup> of one-dwelling-unit structures	
		Total	Owner occupied	Renter occupied	Vacant non-seasonal not dilap., for rent or sale	Other vacant and non-resident	Number reporting	No private bath or dilap.	No running water or dilap.	Total	Persons per room		Number reporting	Average monthly rent (dollars)	Number reporting	Average value (dollars)
											Number reporting	1.51 or more				
D	65	14	7	7					14	14		6	57.83	7	12,714	
	66	12	6	5	1				12	11		5	59.00	5	9,000	
	67	14	5	8	1				14	13		7	40.71	4	23,500	
	69	1														
	70	19	11	8					18	19		8	48.50	8	12,750	
	71	4	3	1					4	4		1		1		
	72	8	7	1					8	8		1		7	9,571	
	73	8	6	2					8	8	1	1		5	12,600	
	74	8	7	1					8	8		1		6	11,666	
	75	4	2	2					4	4		2		1		
	76	7	4	3					7	7		2		4	8,500	
	77	28	8	17	2	1			28	25		17	51.58	4	8,625	
	78	19	15	3	1				19	18		2		13	11,800	
	79	57	12	41	3	1			57	53	1	42	70.85	10	8,910	
	80	11	8	3					11	11		3	41.66	8	8,675	
	81	14	9	5					14	14		5	38.80	6	8,666	
	82	9	6	3					9	9		3	55.00	4	12,125	
	84	44	17	26		1			44	43	1	24	52.33	8	11,437	
	85	41	23	16	2				40	39		16	53.75	21	15,285	
	86	40	28	12					40	40		12	61.33	21	13,428	
	87	52	21	26		5			47	47		23	64.73	15	11,933	
	88	57	25	31		1			56	56		31	54.64	18	11,611	
	89	24	14	9	1				21	23		9	61.55	14	12,142	
	90	20	13	6		1			18	19		6	47.50	13	14,846	
	91	17	12	4		1			15	16		4	73.75	9	13,222	
	92	31	17	12	2				31	29		12	63.25	15	15,066	
	93	22	17	4		1			22	21		4	65.25	15	14,500	
	94	27	15	10		2			27	25		8	56.62	11	13,818	
	95	1														
	96	33	21	10	2				33	31		12	69.16	21	10,928	
	97	21	15	6					21	21		5	58.60	13	10,184	
	98	10	6	4					10	10		4	20.50	5	4,300	
	99	21	10	8	2	1			21	18	2	13	25.60	9	6,333	
	100	28	17	11					27	28	2	25	20.10	12	3,083	
	101	16	11	5					16	16	2	15	16.20	10	2,820	
	102	6	2	5					6	6		6	16.20	1		
	103	11	1	9					11	11		9	17.77	1		
	105	5	5						5	5		5		4	4,750	
	106	17	9	7	1				17	16	2	9	34.25	5	19,400	
	107	31	11	20					30	18	18	31	23.26	9	5,311	
	108	31	7	19	5				31	6	6	26	41.66	7	5,642	
	109	25	10	13	2				24	3	1	23	42.00	5	10,100	
	110	15	7	7		1			15	14		6	38.83	3	14,666	
	111	18	9	9					18	1	1	18	49.11	8	10,750	
	113	21	7	13	1				21	3	3	20	51.50	4	8,500	
	114	25	8	16		1			25	9	9	24	32.20	5	11,800	
	115	22	10	11	1				22	3	3	21	28.70	10	6,750	
	116	33	5	28					33	25	23	33	14.57	6	2,900	
	117	17	8	8		1			17	2	2	16	35.85	5	19,750	
	118	6	5	1					6	6		6		4	17,000	
	119	18	5	12		1			18	8	2	17	30.27	4	5,375	
	120	5	2	3					5	5		5	48.33			
	121	11	4	7					11	11		11	52.00	3	11,666	
	122	21	11	8	1	1			21	2	2	19	49.00	10	11,670	
	123	19	8	11					19	19		11	58.27	7	11,571	
	124	11	2	8	1				11	1	1	10	66.87	2		
	125	17	13	4					17	17		17		13	12,269	
	126	22	12	10					22	7	3	22	28.70	10	8,300	
	127	28	14	13	1				28	27		12	53.91	9	12,222	
	128	15	11	3	1				15	14		14	62.25	9	14,777	
	129	30	17	10	2	1			26	27		25	57.72	12	12,591	
	130	19	13	6					18	1	1	19	68.33	9	12,777	
	131	23	15	8					23	23		18	59.50	12	15,583	
	132	31	11	19		1			30	30		29	44.16	9	13,111	
	133	31	16	11	4				31	27		24	61.21	11	10,245	
	134	24	18	6					24	24		17	68.33	18	13,155	
	135	40	15	18	6	1			39	33	1	33	88.76	13	9,446	
	136	40	19	19	2				40	38	4	17	48.47	9	12,666	
	137	43	28	15					43	43		12	41.25	27	10,974	
	138	7	7						7	7		7		7	22,142	
	139	13	12		1				13	12		12		12	11,041	
	140	15	15						15	15		15		15	15,546	
	141	20	11	7	1	1			20	18		3	51.66	8	9,750	
	142	38	33	2	2				38	35		3		27	12,725	
	143	15	13	1					15	14		1		13	19,538	
	144	17	14	2					17	16		2		14	21,392	
	145	11	10	1					11	11		1		10	12,650	
	146	6	5	1					6	6		1		4	14,750	
	147	5	3	2					5	5		3		3	7,466	
	148	11	11						11	11		10		10	13,600	
	149	9	6		1	2			9	6		6		6	17,333	
	150	1														
	151	2														
	152	5	4	1					5	5		1		3	81.66	
	153	3	2	1					3	3	1	1		2		
	155	5		4		1			5	4		4	65.00			
	156	20	17	3					20	20		3	80.00	17	12,470	

<sup>1</sup>For renter - occupied dwelling units and vacant nonseasonal not dilapidated units, for rent.  
<sup>2</sup>For owner - occupied dwelling units and vacant nonseasonal not dilapidated units, for sale only.

HOUSING—BLOCK STATISTICS

Table 3.—CHARACTERISTICS OF HOUSING FOR BLOCK AREAS, BY BLOCKS: 1950—Con.

Block area	Block	All dwelling units by occupancy and tenure					All dwelling units by condition and plumbing facilities			Occupied dwelling units			Contract monthly rent <sup>1</sup>		Value <sup>2</sup> of one-dwelling-unit structures	
		Total	Owner occupied	Renter occupied	Vacant non-seasonal not dilap., for rent or sale	Other vacant and non-resident	Number reporting	No private bath or dilap.	No running water or dilap.	Total	Persons per room		Number reporting	Average monthly rent (dollars)	Number reporting	Average value (dollars)
											Number reporting	1.51 or more				
D	157	23	21	1		1			23						21	16.085
	158	2														
	159	6	3			2			6						3	20.666
	160	6	1	5				1	6						1	
	161	10	8	2					10			1	5 12.5		2	18.875
	162	8	8						8						2	23.000
	163	11	4	7					11				5 3.75		3	13.333
	164	8	7	1					8						1	21.333
	165	8	7	1					8						1	21.166
	169	2														
	170	7	4	1					7						2	
	171	15	10	4		2			15				6 0.00		3	11.000
	172	6	5	1		1		1	6						3	7.766
	173	11	4	7					11				5 8.00		4	10.125
	174	28	12	6	10				18			15	4 6.80	10	6	6.420
	175	1														
	176	9	3	6					9				6 2.66		3	10.666
	177	7	6	1					7						4	12.000
	178	15	13	1		1			15						12	11.183
	179	13	10	3					13				6 1.00		10	14.020
	180	5	5						5						5	15.500
	181	5	4						5						4	11.250
	182	18	13	4	1			4	17			2	7 1.00		9	11.444
	183	17	12	4				2	17				4 8.33		9	8.275
	184	13	9	4				2 1	13			1	4 1.66		8	9.722
	185	14	13	1					14						13	8.638
	186	21	14	7					21			6	5 8.16		13	8.023
	187	16	7	8		1			15			5	6 0.00		6	8.750
	188	7	5	2					7			1			5	14.600
	189	8	5	3					8			3	8 0.33		5	21.600
	190	20	14	5		1			19			1	6 3.60		12	9.750
	191	17	10	4	1				16			1	4 0.50		10	8.530
	192	10	10						10						10	7.840
	193	11	1	1		2			12			2			11	1.311
	194	12	7	5					12			1			11	1.327
	196	19	9	9	1			11	19			5	3 4.72		5	11.300
	197	14	7	7					14			1			12	10.708
	198	23	23						23			1	5 0.83		18	8.138
	199	29	13	15					29			1	5 3.80		18	8.214
	200	12	10	2					12			2			7	13.050
	201	15	11	4				1	15						10	10.680
	202	29	23	4	1			1	29			4	5 8.75		21	9.257
	203	26	16	10		1			26			5	4 1.00		12	8.500
	204	18	17	1				3	18			9	5 5.00		16	10.243
	205	23	13	8	1			1	23			1	4 7.85		12	9.755
	206	34	22	10		2			34			1	4 9.60		20	9.155
	207	12	11	1				1	12			10			10	11.285
	208	15	9	4	2				15			1	4 5.00		7	9.785
	209	20	14	6				2	20			2	4 4.16		13	9.346
	210	33	11	20	1			2	31			20	3 9.60		10	9.500
	211	24	16	6		2			24			1	3 6.16		14	8.385
	212	28	17	9	1			1	28			1	5 1.20		16	8.012
	213	19	8	10				2	19						10	8.583
	214	13	9	4				2	13						8	14.562
	216	150	141	9				150	141			14	7 5.57		6	
	217	7	3	4				2	7			3	2 8.50		3	6.333
	218	9	6	2	1				9				7 0.00		4	11.375
	219	10	3	6	1				10			3	6 7.14		4	10.333
	220	14	10	3					14			3	4 5.00		10	10.030
	221	16	13	3					16			3	5 3.66		13	9.130
	222	19	10	9					19			8	5 5.25		8	10.350
	223	14	6	7	1				14			8	4 2.00		8	7.520
	224	27	10	15	1				27			15	3 7.00		5	9.750
	225	10	7	3					10			3	4 6.66		5	8.200
	226	39	19	19		1		15	38			4	2 9.24		12	5.688
	227	36	13	22		1		19	36			19	2 8.57		10	5.688
	228	12	6	6				13	12			21	2 2.57		10	4.940
	229	14	5	8				3	14			6	3 1.83		5	6.000
	230	13	6	7		1		6	13			8	2 3.62		5	4.400
	231	5	1	4				3	5			7	1 7.57		6	3.500
	232	18	1	13	4				18			16	7 4.50		1	
	233	9	9						9						9	2 5.888
	234	9	9						9						9	24.777
	236	13	8	5					13			4	5 5.00		7	20.000
	237	8	8						8						8	1 5.125
	238	27	4	20	2			1	27			22	7 0.13		2	
	239	14	13	1					14						2	1 8.423
	240	5	4					1	5						1	2 8.575
	241	10	4	6					10			5	5 6.00		4	3 2.750
	242	9	9						9						9	2 5.666
	243	25	8	17					25			16	5 5.43		7	1 3.000
	244	27	17	10					27						1	14.433
	245	19	11	8					19			7	5 0.37		5	1 3.000
	246	22	16	6					22			6	5 9.71		1	1 3.000
	247	24	14	9					24			10	5 4.16		1	1 3.000
	248	38	11	23	1			1	38			26	6 1.30		1	14.492
	249	37	19	17		1		1	37			16	4 2.69		10	1 3.400

<sup>1</sup>For renter - occupied dwelling units and vacant nonseasonal not dilapidated units, for rent.  
<sup>2</sup>For owner - occupied dwelling units and vacant nonseasonal not dilapidated units, for sale only.

Table 3.—CHARACTERISTICS OF HOUSING FOR BLOCK AREAS, BY BLOCKS: 1950—Con.

Block area	Block	All dwelling units by occupancy and tenure					All dwelling units by condition and plumbing facilities			Occupied dwelling units			Contract monthly rent <sup>1</sup>		Value <sup>2</sup> of one-dwelling-unit structures		
		Total	Owner occupied	Renter occupied	Vacant non-seasonal not dilap., for rent or sale	Other vacant and non-resident	Number reporting	No private bath or dilap.	No running water or dilap.	Total	Persons per room		Occupied by non-white	Number reporting	Average monthly rent (dollars)	Number reporting	Average value (dollars)
											Number reporting	1.51 or more					
D	250	30	17	12		1	29		29	29			12	51.83	15	141.73	
	251	40	17	23			39		40	39			23	49.91	13	126.15	
	252	29	15	10		4	29		25	25			9	65.33	14	132.85	
	253	32	23	6	1	2	32		29	29			6	61.66	17	133.94	
	254	30	11	17		2	30		28	28	1		17	53.76	5	234.00	
	255	8	6	2			8		8	8		1	1		5	220.00	
	256	9	4	4		1	9		8	8			4	56.75	3	233.33	
	257	26	16	10			26		26	26			10	65.90	15	189.33	
	258	19	14	5			19		19	19			5	65.20	13	261.53	
	259	23	18	3	1	1	23		21	21			2		17	250.00	
	260	18	11	7			18		18	18			7	50.57	9	150.55	
	261	9	8		1		9		8	8			8		7	287.50	
	262	16	9	7			16		16	16			7	45.28	6	288.33	
	263	15	12	2		1	14		14	13		1	3		7	312.50	
	264	14	10	1	2	1	14		11	11		1	3	45.66	7	310.00	
	265	15	13	1		1	15		14	14			1		12	182.88	
	266	15	14	1			15		15	15			1		13	165.00	
	267	7					7		7	7					7	350.00	
	268	5	4				5		5	5			1		3	233.33	
	269	32		25	7		32		25	25			32	75.06			
	270	31		25	6		31		25	25			31	77.83			
	271	12		9	3		12		9	9			12	72.83			
	273	4	2	1	1		4		3	3			1		1		
	277	27	14	12		1	27	2	26	26			11	50.45	12	109.58	
	278	11	11				11	1	11	11			10		11	172.27	
	279	10	10		1		10		10	10			9		10	301.00	
	280	18	14		3		18	1	15	15			1		9	222.22	
	281	31	23	3		5	31	4	26	26			3	63.33	17	160.58	
	282	25	19		6		25	3	19	19			14		14	181.07	
	283	20	16		1		20		16	16			14		14	168.00	
	284	12	10	1		1	12		11	11			5	46.00	9	183.33	
	285	30	22	6	2		29		28	28			17		17	154.11	
	286	3	3				3		3	3			3		3	91.66	
	287	12	11	1			11		11	11			1		10	93.80	
	288	11	11	2			13		13	13			2		11	91.36	
	289	15	14			1	13		14	14			12		12	125.25	
	290	9	8	1			9		9	9			7		7	240.00	
	291	9	8				9		8	8			7		7	332.85	
	292	8	6	1			7		7	7			1		3	250.00	
	293	8					8		6	6					6	183.33	
	295	7	6			1	7		6	6			1		3	216.66	
	296	5	4	1			5		3	3			3		3	166.66	
	297	3	3				3		5	5			1		4	152.50	
	300	14	14				14	1	14	14					14	137.50	
	301	9	9				9		9	9		1			9	146.55	
	302	8	8			1	8		8	8			7		7	169.28	
	303	11	11				10		11	11			11		11	141.36	
	304	27	18	8		1	27	6	26	25		1	4	6	351.6	16	145.31
	305	15	8	7			15		15	15			7	41.42	7	131.42	
	306	71	57	11	1	2	71	1	68	68		2	9	97.87	49	9.787	
	307	22	18	3		1	22	2	21	21		1	2		17	77.05	
	308	1					1		1	1							
	309	24	19	2	1	2	23	11	21	21		1	2	3	25.00	6	99.83
	310	34	24	9		1	34	3	33	33		3	5	79.00	18	100.83	
	311	23	21	1		1	23		22	22			1		20	88.75	
	312	27	21	4	1	1	25		25	23			3	45.00	18	88.33	
	313	1					1		1	1							
	314	9	5	4			9	1	9	9			3	25.33	5	106.00	
	315	8	8				8		8	8			1		8	130.62	
	316	7	7				7		7	7			7		7	134.28	
	317	7	7				7		7	7			7		7	150.00	
	318	13	9	3		1	13		12	12			3	75.00	9	130.55	
	319	9	8	1			9		9	9			1		8	105.00	
	320	8	8				8		8	8			8		8	87.50	
	321	8	4	1			5		5	5			1		4	120.00	
	322	8	8				8		8	8			8		8	123.12	
	323	8	8				8		8	8			8		8	141.25	
	324	14	13	1			14		14	14			1		13	128.07	
	325	15	12	2		1	15		14	14			2		12	113.75	
	326	13	12	1			12		13	12			10		10	106.50	
	327	14	13			1	13		13	13			13		13	114.61	
	328	8	7		1		8		7	7			7		7	130.00	
	329	6	6				6		6	6			6		6	125.00	
	331	2					2		2	2							
	332	6	5	1			6		6	6			5		5	236.00	
	333	17	10	6	1		17	3	16	16		1	3	4	71.25	9	111.33
	334	18	15	1		2	18		16	16			1		15	105.60	
	335	1					1		1	1							
	336	12	12				12		12	12					12	110.83	
	337	12	11				12		11	11					11	152.18	
	338	13	8			5	13		8	8					11	152.82	
	339	14	11	1		2	14		12	12					11	158.09	
	340	13	12	1			13		13	13			1		11	150.41	
	341	24	21	1		2	24		22	22					20	137.65	
	342	18	12	2		4	18	2	14	14		1	1	1	6	272.50	

<sup>1</sup>For renter - occupied dwelling units and vacant nonseasonal not dilapidated units, for rent.  
<sup>2</sup>For owner - occupied dwelling units and vacant nonseasonal not dilapidated units, for sale only.

HOUSING—BLOCK STATISTICS


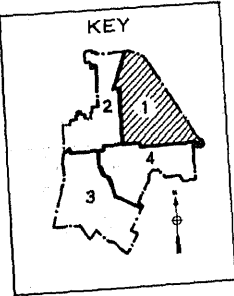
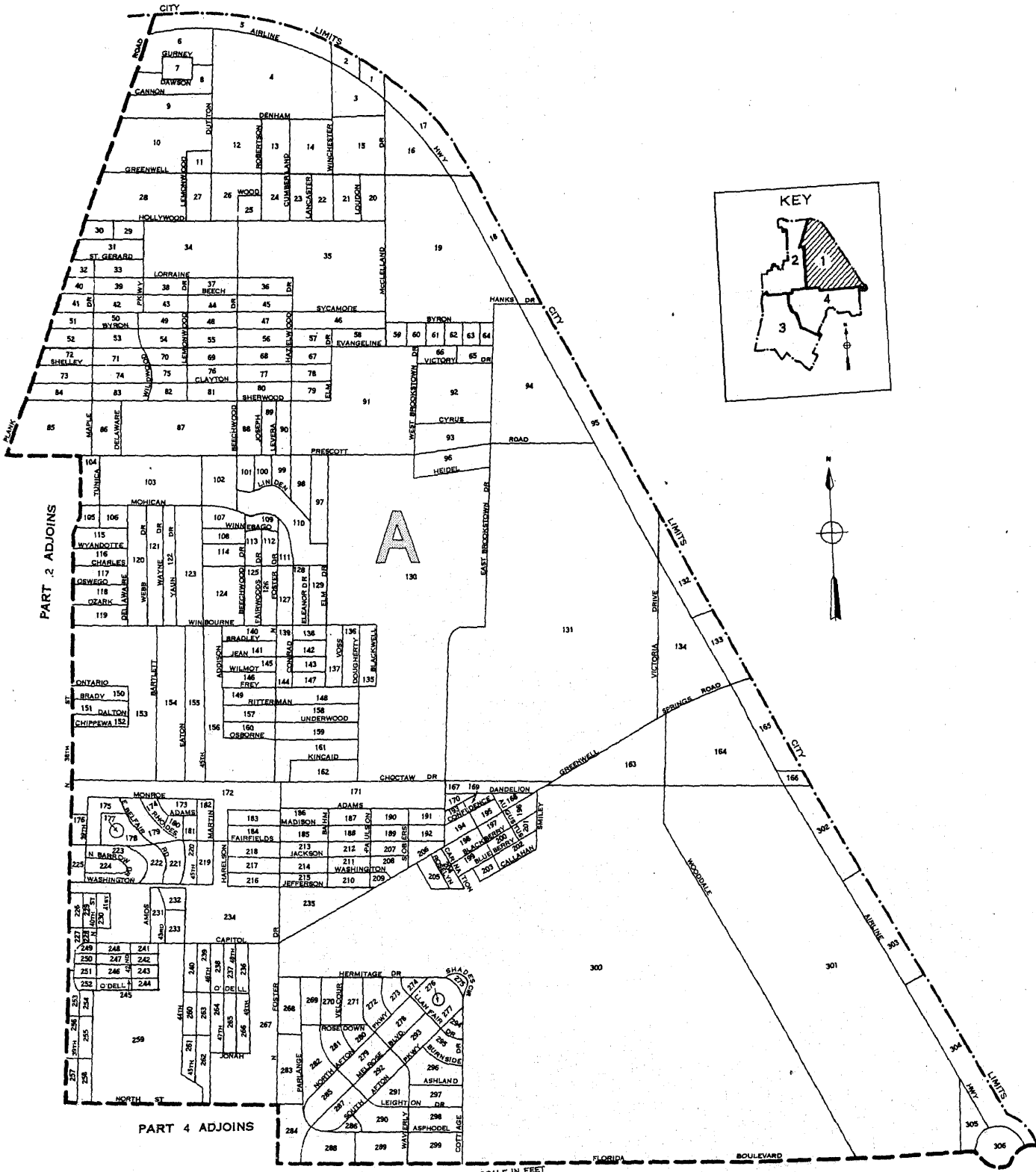
Table 3.—CHARACTERISTICS OF HOUSING FOR BLOCK AREAS, BY BLOCKS: 1950—Con.

Block area	Block	All dwelling units by occupancy and tenure					All dwelling units by condition and plumbing facilities			Occupied dwelling units			Contract monthly rent <sup>1</sup>		Value <sup>2</sup> of one-dwelling-unit structures	
		Total	Owner occupied	Renter occupied	Vacant non-seasonal not dilap., for rent or sale	Other vacant and non-resident	Number reporting	No private bath or dilap.	No running water or dilap.	Total	Persons per room		Number reporting	Average monthly rent (dollars)	Number reporting	Average value (dollars)
											Number reporting	1.51 or more				
0	343	15	13	2					15	14	1				12	15,583
	344	6	6						6	6					6	20,000
	345	12	7	4		1			11	11		4	85.00	6	16,583	
	347	17	13	1	3				17	14		1		12	14,400	
	348	5	5						5	5				5	18,400	
	349	5	5						5	5				5	17,900	
	350	5	5						5	5				5	16,900	
	351	6	4	2					6	6		2		4	15,625	
	352	6	3	2					6	5		2		3	19,000	
	353	9	9						9	9				8	15,375	
	354	5	5						5	5				5	14,300	
	355	2														
	356	14	10	4					14	14		4	72.50	10	17,350	
	357	22	21	1		2			22	22		1		21	12,714	
	358	26	19	4	1				26	23		1	38.40	16	12,975	
	359	14	12	2					14	14				11	11,818	
	360	21	14	4	1	2			21	18			58.40	11	13,000	
	361	31	25	5	1				31	30			54.80	22	12,372	
	362	20	18	2					20	20		2		16	12,156	
	363	17	10	6		1			17	16	1	4	56.25	8	10,937	
	364	15	7	8					15	15		7	37.57	7	10,571	
	365	26	13	12	1				26	25		13	49.15	13	14,307	
	366	17	14	3					17	17		13	50.66	12	12,816	
	367	23	15	7	1				23	22		7	59.28	13	10,846	
	368	25	12	13					25	25		13	50.30	11	10,318	
	369	21	7	13	1				20	19		14	54.00	5	17,700	
	370	19	4	13	2				19	17		15	73.20	4	17,500	
	371	4	4						4	4				4	27,875	
	372	9	7	2					9	9		2		7	11,928	
	373	2														
	374	15	11	4					15	15		3	85.00	10	14,850	
	375	21	6	12	3				21	18		13	57.76	6	14,366	
	376	5	5						5	5				5	23,800	
	377	2														
	378	5	5						5	5				5	17,400	
	379	5	5						5	5				5	16,700	
	380	5	4	1					5	5				4	16,250	
	381	7	7						7	7				7	14,142	
	382	4	4						4	4				4	20,250	
	383	41	36	2		3	1		38	38		1		33	16,033	
	384	33	30	2		3	2		33	30		2		27	21,500	
	385	30	27	2		1			29	29				27	18,944	
	394	8	8				3	2	8	8	1	8		6	4,466	
	395	4	3	1			4	2	4	4	1	4		3	2,500	
	396	9	8				7	2	8	8	2	8		8	4,250	
	397	1				1										
	398	17	11	4		2	17	4	15	15	2	7	24.00	9	11,388	
	399	11	6	4		1	10	6	10	10	4	10	19.75	6	3,816	
	400	69	45	20		4	68	56	65	64	15	59	14.33	32	3,396	
	401	7	7				7	33	7	7		18		7	13,571	
	402	5	5				5		5	5				5	15,340	
	403	98	71	23		4	96	43	94	92	10	44	17	60	8,295	
	404	12	12				12		12	12				12	25,375	
	405	3	3				3		3	3				3	20,666	
	406	7	6			1	7		6	6				5	37,000	
	407	2														
	408	8	5	3			8		8	8		3	96.66	5	9,200	
	409	29	21	5		3	29		26	26		6	73.33	5	14,000	
	410	21	19			2	21		19	19		1		19	12,027	
	411	1														
	412	6	5	1			6		6	6		1		5	10,200	
	413	8	3	4	1		8		7	7		3	64.66	3	9,333	
	414	3	2	1			3		3	3				1		
	416	4	2	2			4		4	4				2		
	418	3	2				3	3	3	3				2		
	419	17	7	8		2	17	17	15	15		7	12.00	5	2,640	
	420	10	7	3			10	4	10	10		10	17.66	7	3,757	
	421	16	15		1		16	10	15	15		3		14	2,750	
	422	9	6	1		2	9	8	7	7		7		5	2,100	
	424	10	6	2		2	10	9	8	8		2		6	2,500	
	425	60	34	19		7	60	50	53	53	8	48	13	28	5,507	

<sup>1</sup>For renter-occupied dwelling units and vacant nonseasonal not dilapidated units, for rent.  
<sup>2</sup>For owner-occupied dwelling units and vacant nonseasonal not dilapidated units, for sale only.

# BATON ROUGE, LOUISIANA, BY BLOCKS: 1950

PART 1 OF 4 PARTS

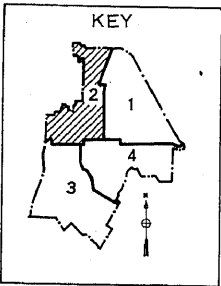
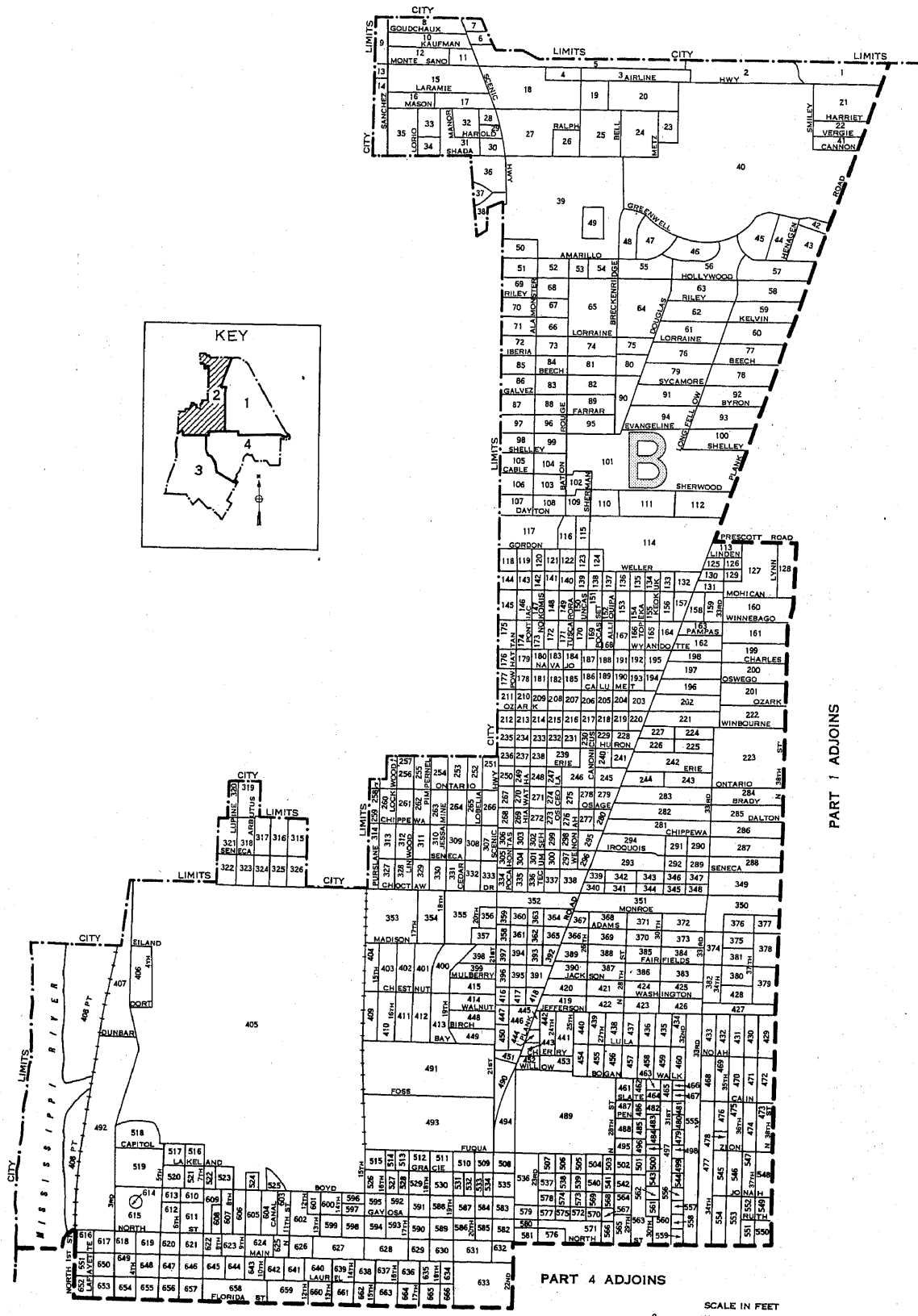


LEGEND

25  
A  
 BLOCK NUMBERS  
 BLOCK AREA LETTERS  
 BLOCK AREA BOUNDARIES  
 U.S. DEPARTMENT OF COMMERCE, BUREAU OF THE CENSUS

# BATON ROUGE, LOUISIANA, BY BLOCKS: 1950

## PART 2 OF 4 PARTS



PART 1 ADJOINS

PART 4 ADJOINS

PART 3 ADJOINS

SCALE IN FEET  
0 1000 2000 3000

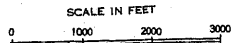
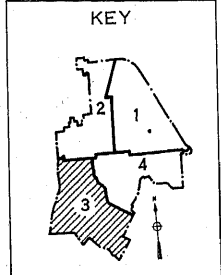
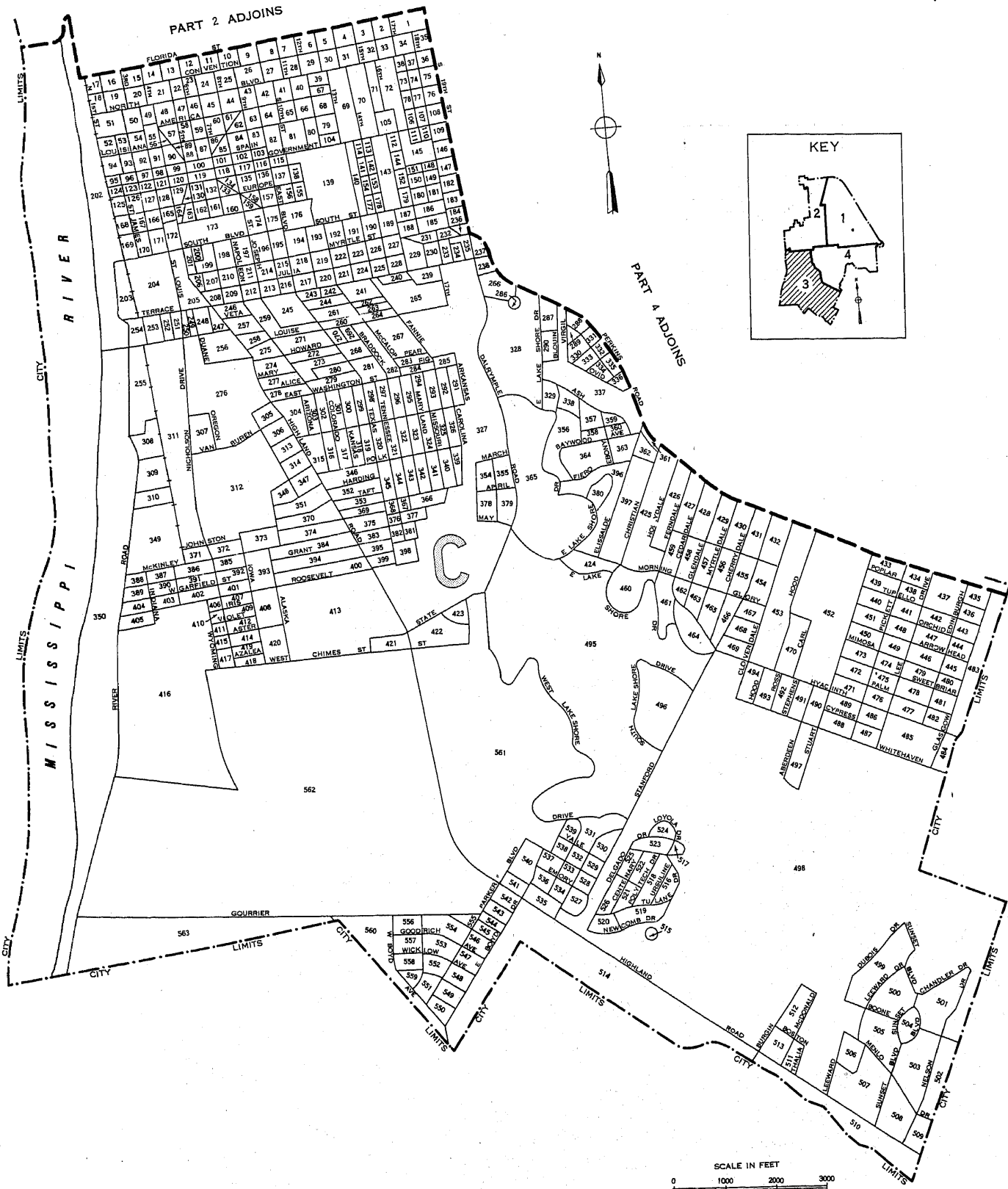
LEGEND

- BLOCK NUMBERS
- BLOCK AREA LETTERS
- BLOCK AREA BOUNDARIES
- U.S. DEPARTMENT OF COMMERCE, BUREAU OF THE CENSUS



BATON ROUGE, LOUISIANA, BY BLOCKS: 1950

PART 3 OF 4 PARTS



LEGEND

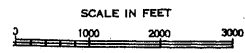
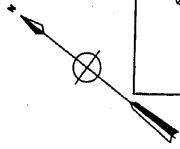
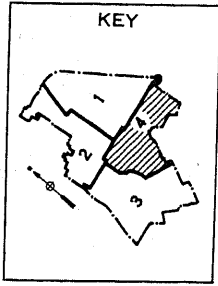
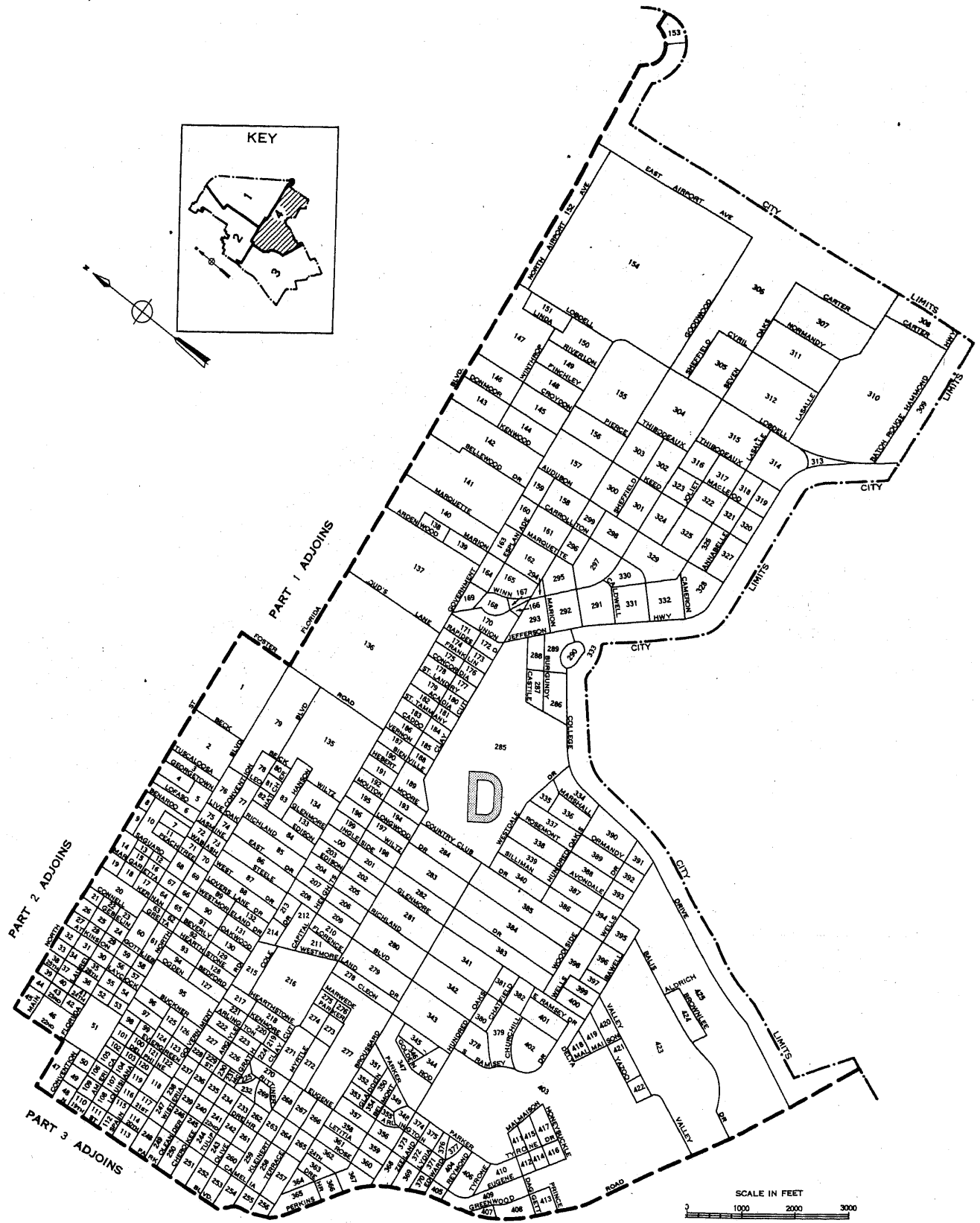
- BLOCK NUMBERS
- BLOCK AREA LETTERS
- BLOCK AREA BOUNDARIES

U.S. DEPARTMENT OF COMMERCE, BUREAU OF THE CENSUS



BATON ROUGE, LOUISIANA, BY BLOCKS: 1950

PART 4 OF 4 PARTS




LEGEND  
BLOCK NUMBERS  
BLOCK AREA LETTERS  
BLOCK AREA BOUNDARIES  
U.S. DEPARTMENT OF COMMERCE, BUREAU OF THE CENSUS





# 1950 UNITED STATES CENSUS OF HOUSING

U. S. DEPARTMENT OF COMMERCE • BUREAU OF THE CENSUS



**BAYONNE, N. J.**

**BLOCK  
STATISTICS**

## U. S. CENSUS OF HOUSING: 1950

### Volume

- I General Characteristics
- II Nonfarm Housing Characteristics
- III Farm Housing Characteristics
- IV Residential Financing
- V Block Statistics

Housing statistics for census tracts are to be included in the Population reports on census tracts.

## U. S. CENSUS OF POPULATION: 1950

### Volume

- I Number of Inhabitants
- II Characteristics of the Population

Succeeding volumes will cover the following subjects:

Census Tracts, Nativity and Parentage, Nonwhite Population by Race, Persons of Spanish Surname, Institutional Population, Differential Fertility, Labor Force Characteristics, Occupation, Industry, Income, Internal Migration, Education, Characteristics of Families and Households.

**UNITED STATES CENSUS of HOUSING : 1950**  
U. S. DEPARTMENT OF COMMERCE  
CHARLES SAWYER, Secretary

BUREAU OF THE CENSUS  
ROY V. PEEL, Director



**BLOCK STATISTICS**

**BAYONNE**  
**NEW JERSEY**

*Prepared under the supervision of*  
Howard G. Brunzman, Chief  
*Population and Housing Division*

1950 HOUSING CENSUS REPORT

VOLUME V, PART 15

UNITED STATES GOVERNMENT PRINTING OFFICE 1951

**BLOCKS • CENSUS TRACTS**



## BUREAU OF THE CENSUS

ROY V. PEEL, *Director*

A. ROSS ECKLER, *Deputy Director*  
HOWARD C. GRIEVES, *Assistant Director*  
CONRAD TAEUBER, *Assistant Director*  
MORRIS H. HANSEN, *Assistant Director for Statistical Standards*  
ROBERT Y. PHILLIPS, *Assistant Director for Operations*  
CALVERT L. DEDRICK, *Coordinator, International Statistics*  
FRANK R. WILSON, *Information Assistant to the Director*

**Population and Housing Division—**

HOWARD G. BRUNSMAN, *Chief*  
WAYNE F. DAUGHERTY, *Assistant Chief for Housing*  
ROBERT B. VOIGHT, *Assistant Chief for Operations*  
HENRY S. SHRYOCK, JR., *Assistant Chief for Population*  
EDWIN D. GOLDFIELD, *Program Coordinator*

Quality and Equipment Statistics—Robert C. Hamer, *Chief*  
Inventory Statistics—Carl A. S. Coan, *Chief*  
Developmental Programs—J. Hugh Rose, *Chief*  
Residential Financing—Junia H. Honnold, *Chief*  
Territories and Possessions—Joel Williams, *Chief*  
Statistical Sampling—Joseph Steinberg, *Chief*  
Statistical Procedure—Morton A. Meyer, *Chief*  
Processing Operations—Milton D. Lieberman, *Chief*

**Administrative Service Division—WALTER L. KERRES, Chief**

**Agriculture Division—RAY HURLEY, Chief**  
**Budget Officer—CHARLES H. ALEXANDER**  
**Business Division—HARVEY KAILIN, Acting Chief**  
**Field Division—LOWELL T. GALT, Chief**  
**Foreign Trade Division—J. EDWARD ELY, Chief**  
**Geography Division—CLARENCE E. BATSCHULET, Chief**  
**Governments Division—ALLEN D. MANVEL, Chief**  
**Industry Division—MAXWELL R. CONKLIN, Chief**  
**Machine Tabulation Division—C. F. VAN AKEN, Chief**  
**Personnel Division—HELEN D. ALMON, Chief**

### SUGGESTED IDENTIFICATION

U. S. Bureau of the Census. *U. S. Census of Housing: 1950. Vol. V, Block Statistics, Part 15.*  
U. S. Government Printing Office, Washington, D. C., 1951.

For sale by the Superintendent of Documents, U. S. Government Printing Office, Washington 25, D. C.,  
or any of the Field Offices of the Department of Commerce - Price 15 cents

## PREFACE

This report presents statistics on characteristics of dwelling units by blocks for the city. The tabulations are based on data from the 1950 Census of Housing, taken as of April 1, 1950. Authorization for the 1950 Census of Housing as part of the Seventeenth Decennial Census was provided by the Housing Act of 1949, approved July 15, 1949.

The major portion of the information compiled from the 1950 Census of Housing appears in Volume I, *General Characteristics*; Volume II, *Nonfarm Housing Characteristics*; Volume III, *Farm Housing Characteristics*; Volume IV, *Residential Financing*; and Volume V, *Block Statistics*. Volume V consists of separate reports, issued as bulletins for each of the 209 cities which in 1940 or in a subsequent census had a population of 50,000 or more. These reports will not be bound into a single publication.

The subjects covered in both the 1950 and 1940 reports on characteristics of dwelling units by blocks are substantially similar.

This report was prepared under the direction of Howard G. Brunsman, Chief, Population and Housing Division, and Wayne F. Daugherty, Assistant Chief for Housing. Robert C. Hamer, Chief, Quality and Equipment Statistics Section, was in charge of coordinating the content and the format of the report with assistance from Carl A. S. Coan, Chief, Inventory Statistics Section; Floyd D. McNaughton, Chief, Equipment and Facilities Unit; Beulah Washabaugh, Chief, Tenure and Vacancy Unit; and Walter A. Hines. The compilation of the statistics was under the supervision of Robert B. Voight, Assistant Chief for Operations.

The collection of the information on which these statistics are based was under the supervision of Lowell T. Galt, Chief, Field Division. The geographic work, including the assignment of all block numbers and the preparation of maps, was under the supervision of Clarence E. Batschelet, Chief, Geography Division. The data were tabulated under the supervision of C. F. Van Aken, Chief, Machine Tabulation Division.

December 1951



# BAYONNE, N. J.

## CONTENTS

### INTRODUCTION

	Page		Page
General.....	1	Definitions and explanations—Continued	
Related reports.....	1	Condition and plumbing facilities.....	2
Census tracts.....	1	Persons per room.....	2
Use of data.....	1	Color of occupants.....	2
Comparability with 1940 Housing Census data.....	1	Contract monthly rent.....	2
Definitions and explanations.....	1	Value of one-dwelling-unit structures.....	2
Dwelling unit.....	1	Number reporting.....	2
Occupancy and tenure.....	2	Block identification.....	2

### TABLES

	Page
Table 1.—Characteristics of housing for the city: 1950.....	3
Table 2.—Characteristics of housing by census tracts: 1950.....	3
Table 3.—Characteristics of housing for census tracts, by blocks: 1950.....	4

Map of city, by blocks, appears following last page of tables.

# BLOCK STATISTICS

## INTRODUCTION

### GENERAL

Volume V of the Reports on Housing consists of a separate report for each of the 209 cities which in 1940, or in a subsequent census prior to 1950, had a population of 50,000 or more. Each report presents for the city, by blocks, tabulations for a limited number of subjects obtained in the Census of Housing. The subjects in these reports are similar to those in the block statistics supplements to Volume I of the reports of the 1940 Census of Housing. The subjects in this report present the number of dwelling units classified by occupancy and tenure, condition and plumbing facilities, persons per room, color of occupants, average contract monthly rent of renter-occupied and selected vacant units, and the average value of one-dwelling-unit owner-occupied and selected vacant structures. In table 1, the statistics for these subjects are summarized for the city. Table 2 contains the statistics for census tracts. In table 3, the data are presented by blocks within census tracts. Maps identifying the location of each block and the census tract boundaries are a part of this report.

**Related reports.**—Related statistics for this city are contained in the Reports on Housing, Volume I, *General Characteristics*; and in the Reports on Population, Volume I, *Number of Inhabitants*, and Volume II, *Characteristics of the Population*.

The Reports on Housing for each State in Volume I present data on the characteristics of dwelling units for the State by residence (urban, rural nonfarm, and rural farm), for standard metropolitan areas, urbanized areas, counties, for urban places, places of 1,000 to 2,500 inhabitants, and rural-nonfarm and rural-farm dwelling units for each county. Each report includes the following subjects: occupancy, tenure, race of occupants, type of structure, year built, condition and plumbing facilities, water supply, toilet and bathing facilities, number of rooms, number of persons, persons per room, electric lighting, heating equipment, heating and cooking fuels, refrigeration equipment, kitchen sink, radio, television, and, for nonfarm units, the contract monthly rent, gross monthly rent, and value of one-dwelling-unit structures.

Volume I of the Reports on Population shows the 1950 population of each county and of each minor civil division within the county. It also contains figures for each incorporated place, for each unincorporated place with 1,000 or more inhabitants, and for incorporated places of 5,000 or more by wards. A special series of tables presents data for each urbanized area giving the incorporated places and portions of minor civil divisions within it.

Volume II of the 1950 Population Reports contains statistics on the general characteristics of the population. Chapter A of this volume repeats the figures on number of inhabitants as shown in Volume I; Chapter B presents demographic, economic, and social characteristics of the population; and Chapter C gives more detailed cross-classifications for States and large cities and standard metropolitan areas.

**Census tracts.**—Census tracts are small areas into which certain large cities have been subdivided for statistical and local administrative purposes. In most cases the tracts are permanently established, so that comparison may be made from census to census. The boundaries of tracts are established so as to include approximately equal numbers of inhabitants or equal areas; and each tract is designed to represent an area that is fairly

homogeneous in population characteristics. Although the tracted areas of some cities extend into the suburbs, the data shown in this report are restricted to the tracts within the corporate limits of the city.

**Use of data.**—The tabulation of housing characteristics for areas as small as city blocks provides descriptive material of considerable value for technical studies of housing in the city. The statistics will be useful in compiling totals for special types of areas that may be defined to meet the requirements of individual investigators. Users of the data should bear in mind that in practically all cases the data for a given block represent the work of only one enumerator. Consequently, housing characteristics for blocks are subject to a wider margin of error than is to be expected in the figures for tracts or wards which represent returns made by a number of enumerators. Misinterpretation of instructions by one enumerator may cause a significant bias in the statistics for a block even though it may have a negligible effect upon the figures for larger areas. In particular, the enumeration of "condition" depended to a considerable extent upon the judgment of the individual enumerator. Also, failure to indicate the correct block number for a significant number of dwelling units may introduce errors into the block data.

**Comparability with 1940 Housing Census data.**—In the 1940 Census of Housing, reports entitled "Block Statistics" were issued as supplements to the first series of Housing bulletins. These supplements consisted of separate reports for each of the 191 cities which had 50,000 inhabitants or more in 1930.

In the 1950 reports, the block numbers used are different, in most cases, from those used in the 1940 reports. Therefore, to compare 1940 and 1950 data for a given block, it is necessary to locate the block on the maps to obtain the corresponding 1940 and 1950 block numbers.

The subjects in both the 1940 and 1950 reports are substantially similar. However, data on number of structures, year built, and mortgage status have been omitted from the 1950 report. Furthermore, in the 1940 reports average contract or estimated monthly rent was reported for all dwelling units while in 1950 average contract monthly rent is reported for some, and average value for other, dwelling units.

### DEFINITIONS AND EXPLANATIONS

More detailed and complete definitions are presented in Volume I of the Housing Reports.

**Dwelling unit.**—In general, a dwelling unit is a group of rooms or a single room, occupied or intended for occupancy as separate living quarters, by a family or other group of persons living together or by a person living alone.

A group of rooms, occupied or intended for occupancy as separate living quarters, is a dwelling unit if it has separate cooking equipment or a separate entrance. A single room, occupied or intended for occupancy as separate living quarters, is a dwelling unit if it has separate cooking equipment or if it constitutes the only living quarters in the structure. Also, each apartment in a regular apartment house is a dwelling unit even though it may not have separate cooking equipment. Excluded from the dwelling unit count are large rooming houses, institutions, dormitories, and transient hotels and tourists courts.

In the 1940 Census, a dwelling unit was defined as the living quarters occupied or intended for occupancy by one household.

A household consisted of a family or other group of persons living together with common housekeeping arrangements, or a person living entirely alone. However, the enumerator was not explicitly instructed to define rooms as dwelling units on the basis of cooking equipment or separate entrance.

The number of dwelling units in the 1950 Census may be regarded as comparable with the number of dwelling units in the 1940 Census. Some living quarters may have been classified as separate dwelling units in the one census and not in the other. Further, in the 1950 Census, living quarters with five or more lodgers were not tabulated as dwelling units; generally, such quarters were included in the 1940 dwelling unit count. However, the net effect of these changes is probably small.

**Occupancy and tenure.**—Dwelling units are classified by occupancy and tenure into four groups: owner-occupied; renter-occupied; vacant nonseasonal not dilapidated, for rent or sale; and other vacant and nonresident. A dwelling unit is classified as owner-occupied if it was owned wholly or in part by the head of the household or by some related member of his family living in the dwelling unit. All other occupied units are classified as renter-occupied whether or not cash rent was actually paid for living quarters. Rent-free units and living accommodations received in payment for services performed are thus included with the renter-occupied units.

A dwelling unit is considered vacant if no persons are living in it at the time of enumeration. New units not yet occupied were enumerated as vacant dwelling units if construction had proceeded to the extent that all the exterior windows and doors were installed and final usable floors were in place. The classification "Vacant nonseasonal not dilapidated, for rent or sale" is descriptive of the vacant dwelling units reported in this classification. "Other vacant and nonresident" units include all dilapidated and seasonal vacant units as well as the not dilapidated units which were not for rent or sale.

Because of changes in enumeration procedures, the counts of total vacant units in 1940 and 1950 are not strictly comparable. In 1940, vacant units were enumerated if they were habitable; units uninhabitable and beyond repair were excluded from the enumeration. In 1950, units were included regardless of condition if they were intended for occupancy as living quarters. Therefore, no comparison should be made between the data on "vacant nonseasonal not dilapidated, for rent or sale" units from the 1950 Census and data in the 1940 Census reports.

In both censuses, dwelling units occupied entirely by non-residents were included with vacant units not for rent or sale. Trailers, tents, houseboats, and railroad cars which were vacant were excluded from the dwelling unit inventory in both 1950 and 1940.

**Condition and plumbing facilities.**—Data on condition of a dwelling unit are shown in combination with data for selected plumbing facilities and are, therefore, limited to units for which both condition and plumbing facilities are reported. Plumbing facilities include water supply, toilet facilities, and bathing facilities.

The category "with private bath" includes those dwelling units reported with both a flush toilet and a bathtub or shower inside the structure for the exclusive use of the occupants of the unit. The category "no private bath" includes those dwelling units not having private flush toilet or not having private bathing facilities. The "no running water" category includes units with only piped running water outside the structure or with only other sources such as a hand pump.

A dwelling unit is "dilapidated" when it is run-down or neglected, or is of inadequate original construction, so that it does not provide adequate shelter or protection against the elements or it endangers the safety of the occupants.

**Persons per room.**—The number of persons per room has been computed for each occupied dwelling unit by dividing the number

of persons in the dwelling unit by the number of room in the dwelling unit. All persons enumerated in the Population Census as members of the household (including lodgers, servants and other nonrelated persons) are counted in determining number of persons that occupy the dwelling unit. The number of rooms in the dwelling unit includes all rooms available for living quarters throughout the year. Not counted as rooms are bedrooms, closets, pantries, halls, screened porches, and unfinished rooms in the basement and attic.

**Color of occupants.**—Occupied dwelling units are classified color of head of household according to the definition used in the 1950 Census of Population. The group designated as "white" consists of Negroes, Indians, Japanese, Chinese, and other nonwhite races. Persons who are not definitely Indian or of other nonwhite race are classified as white.

**Contract monthly rent.**—Contract monthly rent is the rent, at the time of enumeration, contracted for by the renter regardless of whether it includes furniture, heating fuel, electricity, cooking fuel, water, or personal services.

Monthly rent for vacant dwelling units is the amount asked for the dwelling unit at the time of enumeration. The average monthly rent relates to renter-occupied dwelling units and vacant nonseasonal not dilapidated units for rent. Dwelling units which are occupied "rent-free" are not included with the units reporting rent.

**Value of one-dwelling-unit structures.**—Average value is shown for owner-occupied dwelling units and vacant nonseasonal not dilapidated units which are for sale only. Value is shown only if the unit is in a one-dwelling-unit structure without business and if it is the only dwelling unit included in the property. The value represents the amount for which the owner estimates that the property, including such land as belongs with it, would sell under ordinary conditions and not at a forced sale. For vacant units, value is the sale price asked by the owner.

**Number reporting.**—Occupancy and tenure are reported for all dwelling units, and color of occupants is reported for all occupied units. The corresponding distributions for these subjects in table 1 are based on all dwelling units and on occupied units respectively. For all other subjects, the distributions are based on the units for which the specific characteristics are reported that is, the "Number reporting."

The number of dwelling units for which the enumerator obtained no report on a particular item is shown for the city total only; however, the number "not reported" can easily be derived for each area in tables 2 and 3 by subtracting the number reporting from the total number of dwelling units (or total occupied).

**Block identification.**—A map or series of maps is included in this report showing block numbers for each block, number and letter designations for tracts, and the names of principal streets.

Blocks are identified by serial numbers, a separate series of numbers being used for each tract. Thus, the location of each block for which data are presented in table 3 may be determined by referring to the tract and block number shown on the map. Similarly, data for a specific block may be located in the table by reference to the map for identification numbers of the tract and block.

If no dwelling units are reported for a block, the block number is not listed in table 3, although it is shown on the map. Dwelling units for which the block number was not reported are indicated in the table by the symbol "NR." Detailed data are not shown for such dwelling units, nor for blocks containing fewer than three dwelling units. Average monthly rent is not shown when the monthly rent was reported for fewer than three dwelling units. Average value is not shown when the value of one dwelling-unit properties was reported for fewer than three dwelling units. All dwelling units are included, however, in the statistics for the city and for each tract.

Table 1.—CHARACTERISTICS OF HOUSING FOR THE CITY: 1950

Subject	Number	Percent	Subject	Number	Percent
<b>OCCUPANCY AND TENURE</b>			<b>PERSONS PER ROOM</b>		
All dwelling units.....	21,194	100.0	Occupied dwelling units.....	21,041	...
Owner occupied.....	7,002	33.0	Number reporting.....	20,806	100.0
Renter occupied.....	14,039	66.2	1.50 or less.....	20,249	97.3
Vacant nonseasonal not dilapidated, for rent or sale.....	76	0.4	1.51 or more.....	557	2.7
Other vacant and nonresident.....	77	0.4	Not reported.....	235	...
<b>CONDITION AND PLUMBING FACILITIES</b>			<b>CONTRACT MONTHLY RENT</b>		
All dwelling units.....	21,194	...	Renter-occupied, and vacant nonseasonal not dilapidated units, for rent—Number reporting.....	13,610	...
Number reporting.....	20,759	100.0	Total contract monthly rent..... dollars..	530,623	...
With private bath, not dilapidated.....	19,065	91.8	Average monthly rent..... dollars..	38.99	...
No private bath, with running water, not dilapidated.....	959	4.6	<b>VALUE OF ONE-DWELLING-UNIT STRUCTURES</b>		
No running water or dilapidated.....	735	3.5	Owner-occupied, <sup>1</sup> and vacant nonseasonal not dilapidated units, for sale only—Number reporting.....	2,249	...
Condition or plumbing facilities not reported.....	435	...	Total value or sale price..... dollars..	23,391,200	...
No private bath or dilapidated.....	1,694	8.2	Average value..... dollars..	10,401	...
<b>COLOR OF OCCUPANTS</b>					
Occupied dwelling units.....	21,041	100.0			
White.....	20,606	97.9			
Nonwhite.....	435	2.1			

<sup>1</sup> Restricted to 1-dwelling-unit properties.

Table 2.—CHARACTERISTICS OF HOUSING BY CENSUS TRACTS: 1950

Census tract	All dwelling units by occupancy and tenure					All dwelling units by condition and plumbing facilities			Occupied dwelling units			Contract monthly rent <sup>1</sup>		Value <sup>2</sup> of one-dwelling-unit structures		
	Total	Owner occupied	Renter occupied	Vacant non-seasonal not dilap., for rent or sale	Other vacant and non-resident	Number reporting	No private bath or dilap.	No running water or dilap.	Total	Persons per room	Occupied by non-white	Number reporting	Average monthly rent (dollars)	Number reporting	Average value (dollars)	
									Number reporting	1.51 or more						
<b>TOTAL</b>	<b>21194</b>	<b>7002</b>	<b>14039</b>	<b>76</b>	<b>77</b>	<b>20759</b>	<b>1694</b>	<b>735</b>	<b>21041</b>	<b>20806</b>	<b>557</b>	<b>435</b>	<b>13610</b>	<b>38.99</b>	<b>2249</b>	<b>10,401</b>
C-1	734	293	437	1	4	718	14	6	730	721	12	24	426	112	8,834	
C-2	1033	307	721	1	4	994	18	8	1028	997	13	3	674	121	10,964	
C-3	1281	425	848	2	6	1257	31	26	1273	1252	33	7	832	129	9,583	
C-4	1297	627	656	8	6	1285	77	21	1283	1276	26	35	637	261	9,803	
C-5	1267	539	719	5	4	1253	19	7	1258	1252	16	2	690	283	13,109	
C-6	810	312	493	1	4	792	50	5	805	789	24	4	451	132	15,990	
C-7	1034	338	692	2	2	1024	145	8	1030	1026	35	5	662	136	8,278	
C-8	857	260	593	1	3	853	32	3	853	848	30	2	558	71	13,964	
C-9	786	284	500	1	1	753	16	9	784	779	13	2	481	39	10,871	
C-10	1010	309	688	6	7	994	28	13	997	983	22	16	666	69	8,710	
C-11	634	153	475	1	5	626	87	65	628	626	14	22	473	15	6,066	
C-12	1109	166	932	3	8	1093	263	88	1098	1066	44	75	908	31	8,745	
C-13	624	166	457	1	1	605	109	49	623	623	30	4	451	43	5,081	
C-14	606	97	499	5	5	595	244	75	596	586	30	21	497	3	9,333	
C-15	1140	255	871	10	4	1118	233	203	1126	1116	53	192	860	38	7,334	
C-16	939	430	506	2	1	930	4	4	936	930	10	4	493	115	10,833	
C-17	967	249	705	12	1	959	67	49	954	948	22	18	698	31	9,016	
C-18	795	193	597	3	2	763	68	4	790	772	20	2	581	72	7,159	
C-19	992	419	568	4	1	973	80	43	987	980	30	2	552	181	8,870	
C-20	731	278	450	1	2	700	39	6	728	717	27	1	436	67	8,686	
C-21	937	428	503	3	3	922	51	32	931	921	20	4	484	159	10,556	
C-22	1611	474	1129	4	4	1552	19	11	1603	1598	33	4	1100	141	10,799	

<sup>1</sup>For renter-occupied dwelling units and vacant nonseasonal not dilapidated units, for rent.

<sup>2</sup>For owner-occupied dwelling units and vacant nonseasonal not dilapidated units, for sale only.

HOUSING—BLOCK STATISTICS

Table 3.—CHARACTERISTICS OF HOUSING FOR CENSUS TRACTS, BY BLOCKS: 1950

[Detailed statistics not shown for blocks containing fewer than 3 dwelling units, nor for dwelling units not allocated by blocks (designated by NR)]

Census tract	Block	All dwelling units by occupancy and tenure					All dwelling units by condition and plumbing facilities			Occupied dwelling units			Contract monthly rent <sup>1</sup>		Value <sup>2</sup> of one-dwelling-unit structures		
		Total	Owner occupied	Renter occupied	Vacant non-seasonal not dilap., for rent or sale	Other vacant and non-resident	Number reporting	No private bath or dilap.	No running water or dilap.	Total	Persons per room		Occupied by non-white	Number reporting	Average monthly rent (dollars)	Number reporting	Average value (dollars)
											Number reporting	1.51 or more					
C-1	4	16	8	8					16	16			8	41.87			
	6	39	26	13			2		39	19	1		13	41.76	17	9.764	
	7	41	17	24					41	41			23	39.65	3	9.000	
	8	1															
	9	43	23	20					43	43	1		18	31.22	14	8.828	
	10	44	30	14					44	43			14	40.35	22	7.795	
	11	67	14	53				1	67	67	5	13	50	31.50	6	9.916	
	12	129	130	98					128	125	4		97	48.85	6	9.916	
	13	87	39	47		1			86	83		2	46	46.54	9	8.166	
	14	102	39	63			1	1	102	102			62	42.59	4	12.125	
	15	10	8	2					10	10			2		7	10.714	
	16	5	1	4					5	5			4	55.25			
	17	9	6	3					9	9			3	48.33	5	11.000	
	18	59	22	35		2			57	57		8	35	31.80	6	6.550	
	19	82	30	52				1	82	80	1		50	35.70	13	6.961	
	C-2	1	5	2	3				5	5				1		1	
		2	16	6	10				16	16	1	1		10	33.50	1	
		3	20	7	12	1			20	19	19			11	25.72	5	7.000
		4	9		9				9	9	8			9	107.00		
5		21		21				19	21	21			21	101.57			
6		31		31				30	31	31			31	96.90			
7		29		29				27	29	29			29	91.27			
8		31	2	29				28	31	28		1	25	82.28			
9		90	1	88		1		86	89	87			83	98.53			
10		192	34	158				187	192	191	6		148	46.61	1		
12		17	14	3				15	17	15			2		10	21.750	
13		1															
14		25	10	15				21	25	21			12	86.00	4	12.750	
15		10	9	1				10	10	10			7		9	9.000	
16		41	9	31		1		39	40	38	1		27	55.00	8	11.875	
18		15	6	9				15	15	15			13	73.75			
19		27	12	15				23	27	23	3		17	32.61	4	11.750	
20		18	2	16				17	18	17			13	47.14	3	10.000	
21		46	2	44		1		41	45	40			17	53.29	8	12.312	
22		83	27	56				78	83	78	1		52	53.51	12	9.933	
23		1															
24		38	21	17				38	38	38	1	1	17	38.47	10	8.150	
25		52	30	22				52	52	49	1	1	22	36.36	9	7.444	
26		49	27	22				49	49	49			21	34.85	17	8.470	
27		35	13	22				35	35	35	1		21	41.80	5	7.600	
28		55	24	31				55	55	55			31	45.12	8	11.250	
29		76	20	55		1		75	75	75			54	47.37	5	18.600	
C-3		1	104	41	60		3	96	3	3	101	101	2	60	40.61	17	9.764
		2	100	39	60		1	96	1	1	99	97		59	42.77	15	10.833
	3	61	26	34	1		60			60	59	2	34	47.23	4	12.500	
	4	105	22	81	1	1	105	1	1	103	103	1	80	34.40	8	10.062	
	5	2															
	6	62		62				62	62	62			62	90.70			
	7	37	14	23				37	37	37	2		23	43.17	1		
	8	54	20	34				54	54	54			34	36.85	8	7.250	
	9	30	2	28				30	30	30		2	28	35.17			
	10	70	34	36				70	70	69			36	37.66	10	11.100	
	11	53	17	36				53	53	53			34	48.85	1		
	12	5	4					5	5	5			1		3	5.666	
	13	63	22	41				63	63	63	1		41	41.07	10	9.100	
	14	77	30	46		1		77	76	76			43	33.90	13	8.384	
	15	99	39	60				96	96	97	5		55	32.61	13	11.269	
	16	113	32	81				110	14	14	113	106	6	81	33.79	1	
	17	24	5	19				24	1	1	24	19		19	35.78	3	9.000
	18	37	11	26				34	1	1	37	36	1	26	31.03	4	3.200
	19	31	10	21				29	1	1	31	31	2	21	31.66		
	20	8	3	5				8			8			5	42.40		
	21	107	34	73				107	4	3	107	107	8	72	32.84	8	9.625
	22	34	15	19				34			34	32	1	16	36.56	8	8.750
	23	5	4	1				5			5			1		2	
C-4	1	54	24	30			54			54	54	1	29	46.37	3	9.166	
	2	75	41	34			75	1		75	75		33	51.00	13	12.769	
	3	69	34	35			69	5		69	69	3	34	44.26	9	8.166	
	4	61	36	25			60	11	10	61	61	3	23	35.39	26	8.846	
	5	82	32	42		7	82	23	2	74	74	8	46	47.63	13	11.346	
	6	57	36	21		1	55	1	1	57	56		20	54.25	17	20.294	
	7	87	36	51			86	1	1	87	86		49	51.26	6	11.000	
	8	96	36	59		1	95			95	94		57	44.96	15	9.280	
	9	70	33	37			67	9	2	70	68		33	44.12	11	11.000	
	10	66	27	38		1	65		2	65	65	2	36	41.38	7	11.500	
	11	69	32	37			68			69	68		34	45.79	6	8.666	
	12	68	48	20		2	66		4	66	66		27	43.77	16	7.656	
	13	109	61	48			109			109	109	3	61	35.16	29	7.344	
	14	57	26	31			57		5	57	57		31	47.32	15	7.880	
	15	38	18	20			38		8	38	38	2	18	45.11	13	7.561	

<sup>1</sup>For renter - occupied dwelling units and vacant nonseasonal not dilapidated units, for rent.  
<sup>2</sup>For owner - occupied dwelling units and vacant nonseasonal not dilapidated units, for sale only.

Table 3.—CHARACTERISTICS OF HOUSING FOR CENSUS TRACTS, BY BLOCKS: 1950—Con.

Census tract	Block	All dwelling units by occupancy and tenure					All dwelling units by condition and plumbing facilities			Occupied dwelling units			Contract monthly rent <sup>1</sup>		Value <sup>2</sup> of one-dwelling-unit structures		
		Total	Owner occupied	Renter occupied	Vacant non-seasonal not dilap., for rent or sale	Other vacant and non-resident	Number reporting	No private bath or dilap.	No running water or dilap.	Total	Persons per room		Occupied by non-white	Number reporting	Average monthly rent (dollars)	Number reporting	Average value (dollars)
											Number reporting	1.51 or more					
C-4	16	74	40	33		1	74	4	1	73	72	2					
	17	59	36	23			59	3		59	59	1	33	39.00	22	7.500	
	18	79	45	34			79			79	79		22	51.40	19	10.552	
	19	27	9	17	1		27			26	26		34	40.29	15	10.233	
C-5	2	119	30	88		1	118			118	118	1					
	3	62	29	31	1	1	61			60	59	1	82	54.90	26	18.073	
	4	70	34	35	1	1	70	6	2	69	69	2	29	59.96	20	15.600	
	5	48	35	13			48	1		48	48		34	48.29	25	13.560	
	6	60	20	39		1	59	2	1	59	59		10	61.80	25	16.040	
	7	147	31	116			144			147	146	3	36	56.13	16	14.750	
	8	92	20	71	1	1	91			91	91	2	112	55.41	16	12.500	
	9	44	26	18			44	5	2	44	44		68	59.73	9	13.111	
	10	26	16	10			26			26	25		17	44.00	18	14.250	
	11	68	39	27	1	1	67			66	65	1	10	69.30	8	14.750	
	12												27	52.40	17	14.411	
	13				1		59			63	63		24	46.95	18	10.444	
	14	112	37	75			112			112	112	2	64	48.73	14	9.322	
	15	59	29	30			59			59	59		30	43.43	12	8.875	
	16	73	35	38			73	3		73	73	2	37	49.59	15	10.366	
	17	49	28	21			49			49	49		21	54.38	8	12.125	
	18	77	35	42			77	2	2	66	65		41	36.63	12	8.541	
	19	18	15	3			18			18	18	1	40	46.95	12	10.708	
	20	13	8	5			13			13	12	1	3	40.00	9	8.500	
	C-6	1	14	13	1			12			14	14					
2		13	9	4			13			13	13						
3		32	25	7			32			32	32						
4		24	40	84			124	1	1	124	121	2	71	65.60	14	16.333	
5		29	10	19			27	1	1	29	28		15	59.29	6	15.166	
6		82	27	55	1	1	79			80	79	3	51	66.80	13	12.592	
7		22	27	53			79			80	79		15	51.52	13	15.392	
8		111	37	82		3	117			119	117		78	47.03	12	14.311	
9		76	30	41			109	6	2	111	107		74	56.82	9	13.000	
10		41	35	44			74			76	74		38	46.82	15	24.666	
11		102	38	64			100	21	1	102	99	3	62	46.40	14	9.428	
12		87	39	48			87	13		87	87	5	46	53.04	19	8.105	
13		18	9	9			18	5		18	18	4	9	48.11	5	8.600	
C-7	1	58	24	34			58	4	2	58	58	3					
	2	98	50	48			94	13	6	98	96	10	32	40.15	18	9.894	
	3	81	35	46			81	13		81	81	3	44	40.36	20	7.950	
	4	83	37	44	2		83			81	81	1	41	45.43	17	9.205	
	5	2					2			81	81	1	1	42.70	15	8.733	
	6	98	24	74			98			98	98	1	71	33.46	4	7.500	
	7	94	27	66		1	92	5		93	93	5	64	33.03	10	8.600	
	8	120	26	94			119	45		120	119	4	90	27.35	9	8.944	
	9	63	12	51			63	26		63	63	2	51	26.80	1		
	10	98	6	92			97			98	98	1	92	32.96	1		
	11	53	23	30			53			53	53		30	32.20	9	8.888	
	12	11	8	3			11			11	11		3	37.33	2		
14	40	20	20			39	1		40	40	1	20	34.45	12	6.958		
15	23	2	21			23	17		23	23	3	21	19.38	1			
16	15	5	9		1	15	2		14	14		9	24.00	1			
17	26	15	11			26	1		26	26		8	27.62	7	5.142		
18	2					2			2	2							
19	44	15	29			44	14		44	44	1	25	27.92	5	5.900		
20	25	8	17			24	2		25	24		17	28.88	4	8.500		
C-8	1	167	24	143			165	6		167	162	6	136	58.83	8	15.812	
	2	61	20	41			61			61	61		39	58.74	3	14.666	
	3	66	27	38	1		66			65	65	2	37	59.40	11	15.909	
	4	102	42	60			102	3		102	102	1	48	47.72	1		
	6	133	29	102		2	132			131	131	1	99	39.31	9	9.111	
	7	124	35	88		1	123			123	123	1	85	42.02	5	9.800	
	8	70	32	38			70			70	70	2	37	39.56	10	9.700	
	9	37	21	16			37	1	1	37	37	1	14	52.28	9	19.888	
	10	97	30	67			97	22	2	97	97	16	63	52.77	15	15.200	
	C-9	1	68	32	36			68			68	68		36	55.47		
2		93	27	66			93			93	93		64	49.22			
3		124	27	97			113			124	124		94	45.16			
4		66	31	35			63	3	3	66	64	6	31	49.03	2		
6		115	39	76			104	2	2	115	113	3	72	47.55	4	9.250	
7		97	33	64			89	2	2	97	97	3	61	43.90	6	9.333	
8		75	36	38	1		75	1	1	74	74	1	38	48.05	7	10.785	
9		99	32	66		1	99	3	1	98	97	1	64	46.93	4	12.750	
10		49	27	22			49	5		49	49		21	59.04	16	11.281	
C-10		3	41	11	30			41			41	41		30	32.56	1	
	4	90	22	68			90	1		90	90	2	67	33.49	4	6.375	

<sup>1</sup>For renter - occupied dwelling units and vacant nonseasonal not dilapidated units, for rent.  
<sup>2</sup>For owner - occupied dwelling units and vacant nonseasonal not dilapidated units, for sale only.

HOUSING—BLOCK STATISTICS

Table 3.—CHARACTERISTICS OF HOUSING FOR CENSUS TRACTS, BY BLOCKS: 1950—Con.

Census tract	Block	All dwelling units by occupancy and tenure					All dwelling units by condition and plumbing facilities			Occupied dwelling units			Contract monthly rent <sup>1</sup>		Value <sup>2</sup> of one-dwelling-unit structures		
		Total	Owner occupied	Renter occupied	Vacant non-seasonal not dilap., for rent or sale	Other vacant and non-resident	Number reporting	No private bath or dilap.	No running water or dilap.	Total	Persons per room		Number reporting	Average monthly rent (dollars)	Number reporting	Average value (dollars)	
											Number reporting	1.51 or more					Occupied by non-white
C-10	5	69	25	42	1	1	66	2	2	67	64						
	6	95	28	64		3	93	3	8	92	90						
	7	116	36	77	3		116	3	2	113	112						
	8	97	31	65	1		97	1	1	96	96						
	9	59	32	28			55	1		59	54						
	10	97	31	65			96			97	96						
	11	138	38	100		2	136	1		136	135			105	105		
	12	104	18	85			101	8		103	101			15	105		
	13	60	24	35	1	1	60			59	59						
	14	44	23	21			43	3		44	44						
	C-11	1	76	16	56			73			72	72					
		2	24	9	15		4	22			24	24					
		3	86	5	81			85	37	37	86	84					
		4	102	33	69			102	6	6	102	102			3	80	
5		102	17	85			102			102	102			2	69		
6		66	20	46			66			66	66			4	85		
7		50	18	31			49	17	3	49	46			8	46		
8		110	27	82	1	1	110	20	19	109	109			7	31		
9		18	8	10			17			18	18				1	82	
C-12		1	184	21	160	1	2	179	27	23	181	156					
	2	129	13	115		1	128	4	4	128	128			12	152		
	3	112	15	97			110	35	2	112	112			5	112		
	4	89	17	72			85	27	11	89	85			2	95		
	5	121	22	95		4	119	26	26	117	116			2	94		
	6	116	14	102			115	1		116	116			2	94		
	7	76	24	52			76	2		76	76			4	50		
	8	170	25	144		1	170	103	1	169	169			2	150		
	9	85	11	73	1	1	84	23		84	83				141	141	
	10	27	4	22	1		27	15	21	26	26				23	22	
C-13	1	40	14	26			40	16	3	40	40						
	2	43	12	31			42	11	6	43	43						
	3	10	5	5			10			10	10						
	4	51	12	39			49			51	51						
	5	44	12	32			44			44	44						
	6	43	14	29			41	1	1	43	43						
	7	36	14	22			34			36	36						
	8	52	14	38			52			52	52						
	9	58	19	38			58	19	14	57	57						
	10	53	18	35	1		53	20	2	53	53						
	11	45	12	33			44	15	4	45	45						
12	127	20	107			116	24	16	127	127							
13	20					20			20	20							
17	2																
C-14	1	18		18			17	8	4	18	18						
	2	78	16	61	1		76	44	33	77	75						
	3	149	16	130	1	2	146	45	11	146	144			9	16		
	4	110	24	85	1		109	30		109	108			9	62		
	5	19	5	14			18	10	9	19	18						
	6	30	6	24			30	4	3	30	28						
	7	16	1	15		1	16	12		16	15						
	8	102	13	89		1	100	51	8	100	100						
	9	46	13	33		1	46	15	2	46	46						
	10	28	5	22		1	27	20	5	27	27						
	12	10	4	6			10	5		10	10						
	C-15	1	101	26	72	2		101	28	28	98	98					
2		102	29	72	1	1	98	32	29	101	97			23	70		
3		162	29	133			162	53	41	162	161			7	69		
4		113	38	75			113	7	1	113	113			7	69		
5		202	27	174	1		202	1		201	201			9	75		
6		129	40	86		3	129	1	1	126	126			8	172		
7		139	23	115		1	139	14		138	134			3	88		
8		55	6	49			55	42	11	55	55			19	113		
9		63	15	47		1	63	37	3	62	62			24	49		
10		74	22	48	3	1	73	19	14	70	69			14	46		
C-16	1	32	16	16			32			32	32						
	3	25	12	13			25			25	25						
	4	61	37	24			61			61	61						
	5	184	76	106	2		182	2	2	182	181						
	6	64	31	33			64			64	64						
	7	66	29	37			66			66	66						
	8	43	19	24			43			43	43						
	9	45	21	23		1	45			44	44						
	10	48	19	29			48			48	47						
	11	52	23	29			50			52	52			1	27		

<sup>1</sup>For renter - occupied dwelling units and vacant nonseasonal not dilapidated units, for rent.  
<sup>2</sup>For owner - occupied dwelling units and vacant nonseasonal not dilapidated units, for sale only.

Table 3.—CHARACTERISTICS OF HOUSING FOR CENSUS TRACTS, BY BLOCKS: 1950—Con.

Census tract	Block	All dwelling units by occupancy and tenure					All dwelling units by condition and plumbing facilities			Occupied dwelling units			Contract monthly rent <sup>1</sup>		Value <sup>2</sup> of one-dwelling-unit structures					
		Total	Owner occupied	Renter occupied	Vacant non-seasonal not dilap., for rent or sale	Other vacant and non-resident	Number reporting	No private bath or dilap.	No running water or dilap.	Total	Persons per room		Occupied by non-white	Number reporting	Average monthly rent (dollars)	Number reporting	Average value (dollars)			
											Number reporting	1.51 or more								
C-16	12	63	21	42		63	1	1	63	63			39	3397						
	13	125	24	101		125			125	125	2	3	100	4436	3	14,666				
	14	55	55			55	1	1	55	55					54	11,374				
	15	76	47	29		75	1	1	76	75			28	3892	36	10,666				
C-17	1	216	32	173	10	1			211	6	3		205	204	4	13	172	32.45		
	2	145	38	107					144	6	6		145	145	3	2	105	31.97	3	12,666
	3	105	43	62					105	105			105	105			61	40.13	8	9,000
	4	85	29	56					85	85		1	56	39.10	5	5	39.10	39.10	5	10,800
	5	108	25	82		1			108	107		6	82	31.19	2	2	82	31.19	2	
	6	135	34	100		1			134	134		5	100	30.40	5	5	100	30.40	5	7,700
	7	127	36	91		1			126	126		3	88	33.96	4	4	88	33.96	4	6,250
	8	46	12	34					46	46			34	34.88	2	2	34	34.88	2	
	9																			
C-18	1	28	8	19	1				28	7			27	27	2		19	37.36	1	
	2	44	2	42					44	44			44	44			41	24.53	1	
	3	69	13	55		1			69	68			68	68	3		55	25.30		
	4	101	27	73		1			98	14	2		100	100	2		74	27.71	3	4,200
	5	51	8	42		1			51	50		2	50	50	2		42	32.47	2	
	6	105	44	61		1			102	101		5	60	60		23	60	26.40	23	6,152
	7	31	20	11					29	31			29	29		13	10	30.40	13	6,230
	8	105	36	68		1			94	104		1	62	62		12	10	24.67	12	8,083
	9	10	4	6					10	10			5	5		3	5	31.20		
	10	5	4	1					5	5			1	1		3	1	5.833		
	11	25	17	8					25	25			8	8		14	8	55.00	14	10,000
	12	221	10	211					208	220		1	204	204			8	40.74		
C-19	1	32	13	19					32	9			32	32	1		19	37.63	4	5,375
	2	2	2	7					9	9			9	9			6	32.16		
	3	2																		
	4	31	10	21					28	1	1		31	30			20	29.00	2	
	5	71	19	52					71	24	5		71	71	8		52	26.78	9	6,666
	6	61	19	40		2			60	5	3		59	59	1		39	35.00	7	6,642
	7	38	3	34		1			38	37		2	34	37			34	38.14		
	8	67	30	37		1			67	67			36	37		3	40.51	3	9,000	
	9	29	13	16					29	13	7		29	29		7	16	43.25	7	11,314
	10	38	23	15					38	2	2		38	38	1		15	46.13	8	13,125
	11	47	30	17					47	47			17	17		17	17	41.82	17	10,882
	12	20	11	9					20	20			9	9		8	9	53.88	8	11,250
	13	86	36	50					84	84	2		48	48		13	48	39.41	13	11,176
	14	8																		
	15	89	64	25					88	89			24	24		50	24	35.00	50	10,270
	16	38	17	21		1			38	37	8		18	18			18	34.55	8	7,625
	17	36	17	19					35	36	7	6	18	18			18	29.94	9	5,277
	18	36	18	18					36	36	9	9	16	16			16	32.06	4	7,000
	19	56	13	43					52	56	1		41	41			41	23.34	3	7,000
	20	8		8					8	8			8	8			8	47.50		
	21	24																		
	22	24	10	14					24	24			13	13		2	13	28.38	2	
	23	40	18	22					34	40		1	22	22		10	22	31.36	10	5,840
	24	33	20	12		1			33	32			13	13		10	13	33.15	10	6,030
25	45	14	31					44	45		2	31	31		2	31	27.54	2		
26	4		4					4	4			4	4			4	15.50			
27	1							1	1			1	1			1	24.61	5	5,800	
28	50	18	32					50	50			31	31			31	24.61			
C-20	1	73	33	40				73	72			39	39		6	39	36.05	6	10,250	
	2	106	40	66				105	103		1	63	63		4	63	36.82	4	9,000	
	3	73	31	41		1		66	72		3	36	36		9	36	38.63	9	9,000	
	4	47	17	30				40	47		3	29	29		3	29	38.44	3	12,000	
	5	60	35	25				54	60			25	25		16	25	36.48	16	9,156	
	6	105	30	75				103	103	22	1	75	75		5	75	28.28	5	7,600	
	7	68	28	39				64	67	13	1	39	39		7	39	32.53	7	8,000	
	8	103	32	70		1		103	102			68	68		12	68	29.61	12	7,083	
	9	67	20	47				63	67			46	46		2	46	34.89	2		
	10	29	12	17				29	29			16	16		3	16	25.18	3	9,000	
C-21	1	65	33	32				64	65			30	30		5	30	45.46	5	12,900	
	2	10	8	2				10	10			2	2		4	2	11.87			
	3	36	22	14				35	36			14	14		10	14	53.07	10	11,875	
	4	32	16	16				31	32			15	15		3	15	50.13	3	10,750	
	5	16	10	6				16	16			4	4		6	4	42.50	6	16,000	
	6	19	14	5				19	19			5	5		8	5	41.80	8	9,375	
	7	30	19	11				29	30		2	11	11		9	11	44.90	9	11,055	
	8	20	17	3				19	20			13	13		14	13	42.82	14	11,392	
	9	42	20	22				42	42		1	21	21		3	21	43.52	3	11,666	
	10	76	28	47		1		72	75		3	47	47		8	47	38.12	8	9,000	
	11																			
12																				
13																				
14																				
15	41	24	17				38	41			16	16		14	16	47.18	14	12,857		
16	34	14	20				34	34		1	18	18		9	18	40.66	9	11,111		
17	47	25	22				47	47		1	20	20		8	20	49.15	8	10,250		
18	52	20	32				52	52		5	31	31		7	31	43.22	7	8,000		
19	11	7	4				11	11			4	4		6	4	71.75	6	11,666		

<sup>1</sup>For renter



HOUSING—BLOCK STATISTICS

Table 3.—CHARACTERISTICS OF HOUSING FOR CENSUS TRACTS, BY BLOCKS: 1950—Con.

Census tract	Block	All dwelling units by occupancy and tenure					All dwelling units by condition and plumbing facilities			Occupied dwelling units				Contract monthly rent <sup>1</sup>		Value <sup>2</sup> of one-dwelling-unit structures	
		Total	Owner occupied	Renter occupied	Vacant non-seasonal not dilap., for rent or sale	Other vacant and non-resident	Number reporting	No private bath or dilap.	No running water or dilap.	Total	Persons per room		Occupied by non-white	Number reporting	Average monthly rent (dollars)	Number reporting	Average value (dollars)
											Number reporting	1.51 or more					
C-21	22	44	24	20		43			44	43	2	1	20	40.85	15	6966	
	23	60	33	26	1	59			59	58	1		60	42.65	8	9625	
	24	93	11	81		92	1		92	92	3	1	93	33.21	1		
	26	16	3	13		16	6	6	16	16	3		16	26.38			
	27	69	31	36	2	69	16	10	67	67			69	38.77	9	7222	
	28	72	20	51		72			71	71	1		72	50.04	4	12375	
	29	52	29	23		52	1	1	52	51			52	41.95	8	10250	
C-22	2	2															
	3	3	10	20		28			30	29	2		19	35.31	1		
	4	5	3	2		4			5	5			2		2		
	5	16	6	10		15			16	16			10	31.20	3	8333	
	6	34	8	25		33	1		33	33	2		25	32.48			
	13	3	1	2		3			3	3			2		1		
	14	7	5	12		7			7	7	1		12	30.16	1		
	15	46	16	30		45			46	45	1		46	36.73	1		
	16	18	10	8		18			18	18			18	35.00	1		
	17	14	7	7		14	1	1	14	14			7	34.85	4	11750	
	18	30	12	18		30	1	1	30	30			18	49.22	3	8000	
	19	51	11	40		51			51	51	2		40	40.67	2		
	20	41	17	23		41	1		40	40			22	39.50	4	10166	
	21	15	10	5		15			15	15			5	43.80	4	9125	
	23	11	2	9		11			11	11			9	16.11	1		
	24	14	4	10		14			14	14			9	20.55	3	7666	
	25	60	2	57	1	55	1	1	59	58	2	2	53	47.56	3		
	26	38	10	28		38			38	38			28	37.92	3	11333	
	27	49	28	21		49		5	49	49			21	42.14	1	9272	
	28	46	27	19		46			46	46			18	42.55	7	12285	
	29	20	16	4		20			20	20			4	67.00	15	13100	
	30	68	36	31		68	1		67	67			31	39.45	5	9500	
	31	58	14	44		58		3	58	58			44	35.72			
	32	56	24	32		56			56	56	2		32	39.78			
	33	89	32	57		89	2	1	89	89	2		56	37.26	4	11750	
	34	38	26	12		37			38	38			12	44.58	20	11410	
	35	29	10	19		25			29	29			19	39.52	3	10000	
	36	8	1	7		8			8	8	2		7	40.42			
	38	6	3	3		5			6	6			3	40.00			
	39	17	5	12		12			17	17	1	1	12	33.91	4	9500	
	40	25	13	12		25			25	25			10	49.20	10	9900	
	41	58	20	37	1	46			57	56	1		37	43.16	1		
	42	31	12	19		31			31	31			18	42.94	2		
	43	55	27	26	2	47			53	53			25	38.54	15	10000	
	44	96	15	81		86			96	95	4		78	43.60	2		
	45	217	29	187	1	210	2	1	216	216	11	1	176	45.67	8	11812	

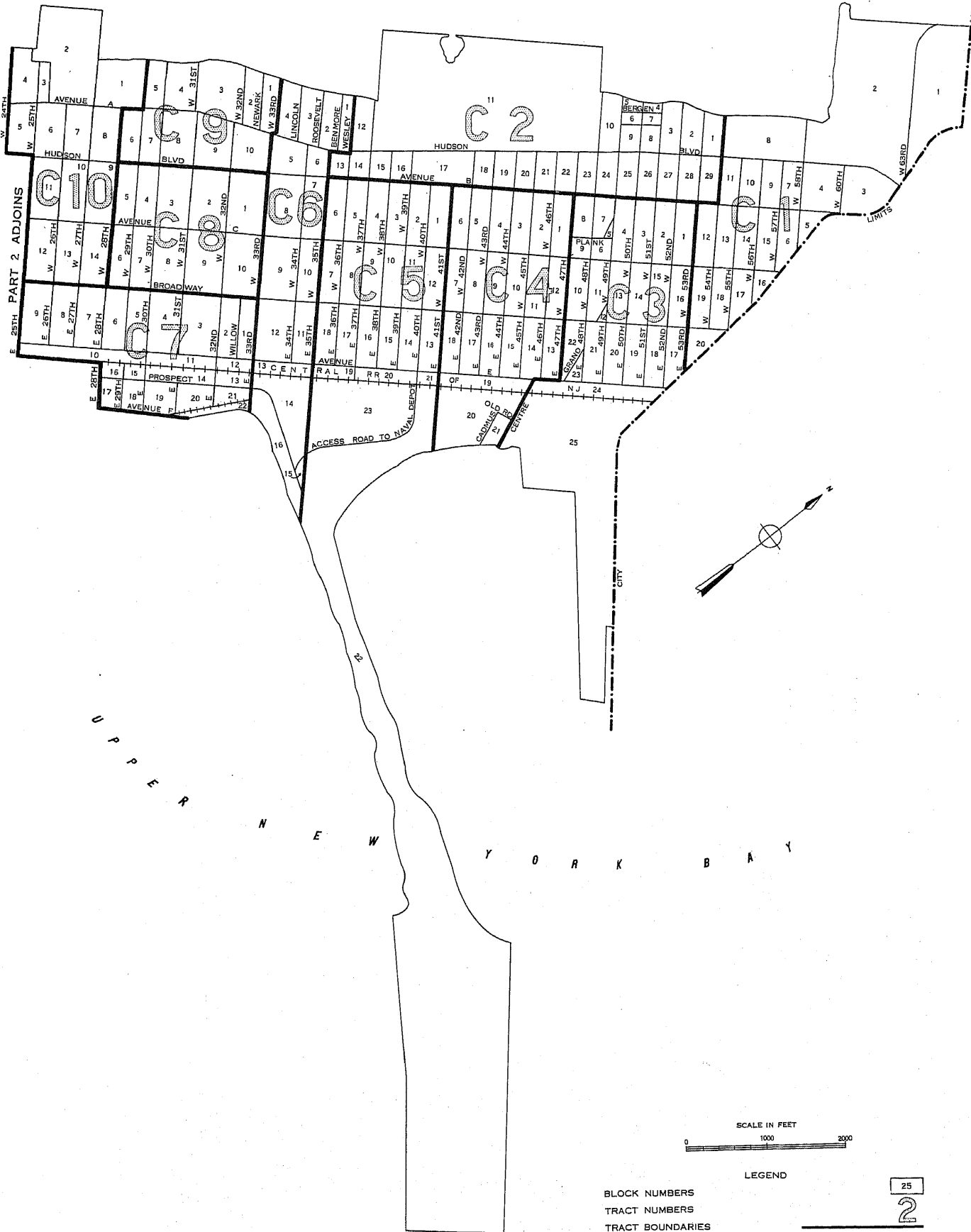
<sup>1</sup>For renter - occupied dwelling units and vacant nonseasonal not dilapidated units, for rent.

<sup>2</sup>For owner - occupied dwelling units and vacant nonseasonal not dilapidated units, for sale only.

BAYONNE, NEW JERSEY, BY CENSUS TRACTS AND BLOCKS: 1950

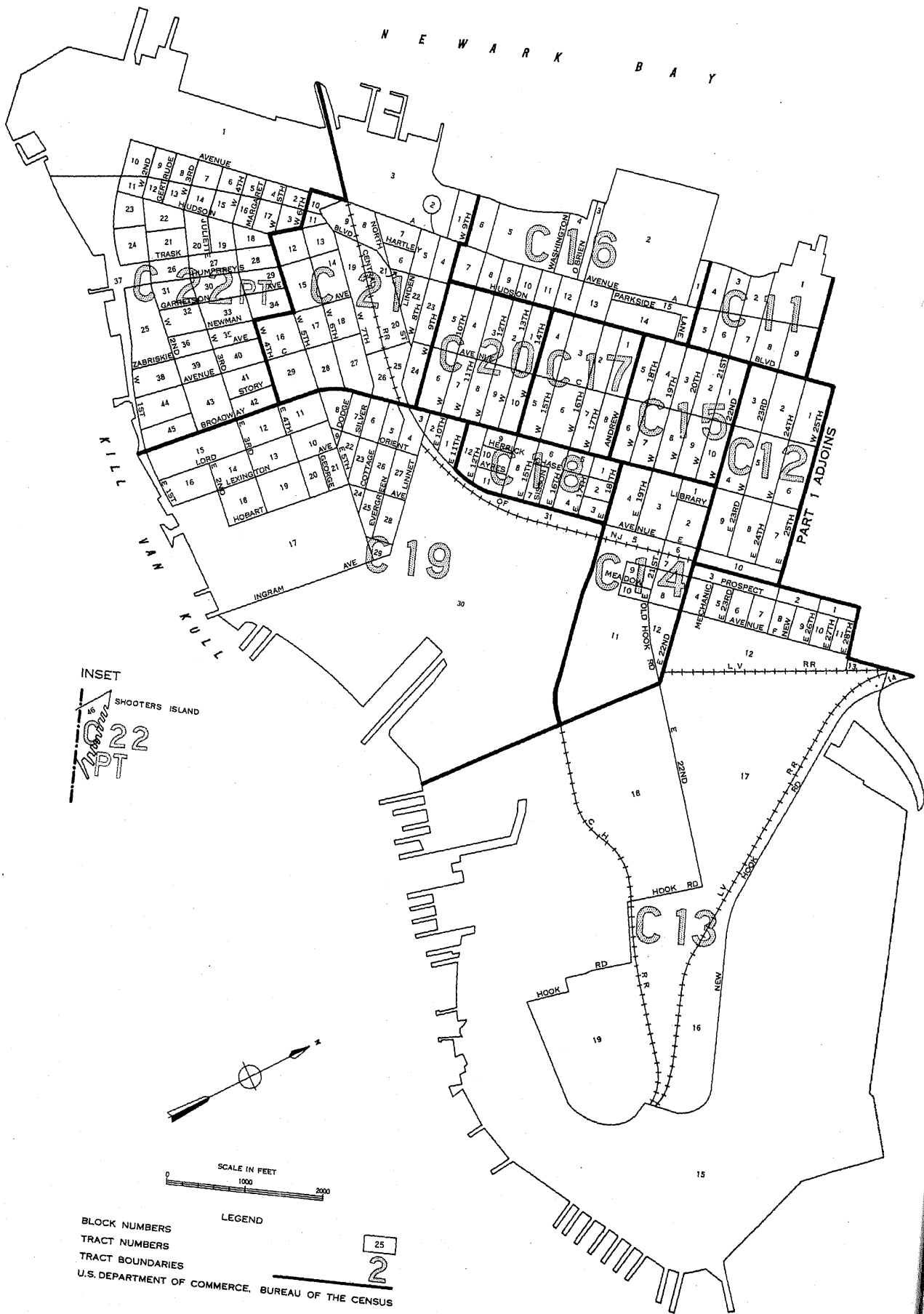
PART 1 OF 2 PARTS

N E W A R K B A Y

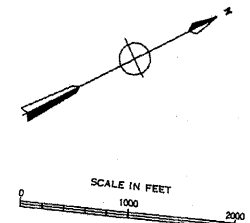


BAYONNE, NEW JERSEY, BY CENSUS TRACTS AND BLOCKS: 1950  
 PART 2 OF 2 PARTS

N E W A R K B A Y



INSET  
 SHOOTERS ISLAND  
 22  
 21  
 20  
 19  
 18  
 17  
 16  
 15  
 14  
 13  
 12  
 11  
 10  
 9  
 8  
 7  
 6  
 5  
 4  
 3  
 2  
 1




LEGEND  
 BLOCK NUMBERS  
 TRACT NUMBERS  
 TRACT BOUNDARIES  
 U.S. DEPARTMENT OF COMMERCE, BUREAU OF THE CENSUS

25  
 2

# 1950 UNITED STATES CENSUS OF HOUSING

U. S. DEPARTMENT OF COMMERCE • BUREAU OF THE CENSUS



**BEAUMONT, TEX.**

**BLOCK  
STATISTICS**

## U. S. CENSUS OF HOUSING: 1950

### Volume

- I General Characteristics
- II Nonfarm Housing Characteristics
- III Farm Housing Characteristics
- IV Residential Financing
- V Block Statistics

Housing statistics for census tracts are to be included in the Population reports on census tracts.

## U. S. CENSUS OF POPULATION: 1950

### Volume

- I Number of Inhabitants
- II Characteristics of the Population

Succeeding volumes will cover the following subjects:

Census Tracts, Nativity and Parentage, Nonwhite Population by Race, Persons of Spanish Surname, Institutional Population, Differential Fertility, Labor Force Characteristics, Occupation, Industry, Income, Internal Migration, Education, Characteristics of Families and Households.

**UNITED STATES CENSUS of HOUSING : 1950**  
U. S. DEPARTMENT OF COMMERCE  
CHARLES SAWYER, Secretary

BUREAU OF THE CENSUS  
ROY V. PEEL, Director



**BLOCK STATISTICS**


**BEAUMONT  
TEXAS**

*Prepared under the supervision of  
Howard G. Brunzman, Chief  
Population and Housing Division*

1950 HOUSING CENSUS REPORT  
VOLUME V, PART 16

UNITED STATES GOVERNMENT PRINTING OFFICE 1951

**BLOCKS • WARDS**





## BUREAU OF THE CENSUS

ROY V. PEEL, *Director*

A. ROSS ECKLER, *Deputy Director*  
HOWARD C. GRIEVES, *Assistant Director*  
CONRAD TAEUBER, *Assistant Director*  
MORRIS H. HANSEN, *Assistant Director for Statistical Standards*  
ROBERT Y. PHILLIPS, *Assistant Director for Operations*  
CALVERT L. DEDRICK, *Coordinator, International Statistics*  
FRANK R. WILSON, *Information Assistant to the Director*

### Population and Housing Division—

HOWARD G. BRUNSMAN, *Chief*  
WAYNE F. DAUGHERTY, *Assistant Chief for Housing*  
ROBERT B. VOIGHT, *Assistant Chief for Operations*  
HENRY S. SHRYOCK, JR., *Assistant Chief for Population*  
EDWIN D. GOLDFIELD, *Program Coordinator*

Quality and Equipment Statistics—Robert C. Hamer, *Chief*  
Inventory Statistics—Carl A. S. Coan, *Chief*  
Developmental Programs—J. Hugh Rose, *Chief*  
Residential Financing—Junia H. Honnold, *Chief*  
Territories and Possessions—Joel Williams, *Chief*  
Statistical Sampling—Joseph Steinberg, *Chief*  
Statistical Procedure—Morton A. Meyer, *Chief*  
Processing Operations—Milton D. Lieberman, *Chief*

Administrative Service Division—WALTER L. KEHRES, *Chief*  
Agriculture Division—RAY HURLEY, *Chief*  
Budget Officer—CHARLES H. ALEXANDER  
Business Division—HARVEY KAILIN, *Acting Chief*  
Field Division—LOWELL T. GALT, *Chief*  
Foreign Trade Division—J. EDWARD ELY, *Chief*  
Geography Division—CLARENCE E. BATSCHLET, *Chief*  
Governments Division—ALLEN D. MANVEL, *Chief*  
Industry Division—MAXWELL R. CONKLIN, *Chief*  
Machine Tabulation Division—C. F. VAN AKEN, *Chief*  
Personnel Division—HELEN D. ALMON, *Chief*

### SUGGESTED IDENTIFICATION

U. S. Bureau of the Census. *U. S. Census of Housing: 1950. Vol. V, Block Statistics, Part 16.*  
U. S. Government Printing Office, Washington, D. C., 1952.

For sale by the Superintendent of Documents, U. S. Government Printing Office, Washington 25, D. C.,  
or any of the Field Offices of the Department of Commerce - Price 20 cents

## PREFACE

This report presents statistics on characteristics of dwelling units by blocks for the city. The tabulations are based on data from the 1950 Census of Housing, taken as of April 1, 1950. Authorization for the 1950 Census of Housing as part of the Seventeenth Decennial Census was provided by the Housing Act of 1949, approved July 15, 1949.

The major portion of the information compiled from the 1950 Census of Housing appears in Volume I, *General Characteristics*; Volume II, *Nonfarm Housing Characteristics*; Volume III, *Farm Housing Characteristics*; Volume IV, *Residential Financing*; and Volume V, *Block Statistics*. Volume V consists of separate reports, issued as bulletins for each of the 209 cities which in 1940 or in a subsequent census had a population of 50,000 or more. These reports will not be bound into a single publication.

The subjects covered in both the 1950 and 1940 reports on characteristics of dwelling units by blocks are substantially similar.

This report was prepared under the direction of Howard G. Brunsman, Chief, Population and Housing Division, and Wayne F. Daugherty, Assistant Chief for Housing. Robert C. Hamer, Chief, Quality and Equipment Statistics Section, was in charge of coordinating the content and the format of the report with assistance from Carl A. S. Coan, Chief, Inventory Statistics Section; Floyd D. McNaughton, Chief, Equipment and Facilities Unit; Beulah Washabaugh, Chief, Tenure and Vacancy Unit; and Walter A. Hines. The compilation of the statistics was under the supervision of Robert B. Voight, Assistant Chief for Operations.

The collection of the information on which these statistics are based was under the supervision of Lowell T. Galt, Chief, Field Division. The geographic work, including the assignment of all block numbers and the preparation of maps, was under the supervision of Clarence E. Batschelet, Chief, Geography Division. The data were tabulated under the supervision of C. F. Van Aken, Chief, Machine Tabulation Division.

January 1952.



# BEAUMONT, TEXAS

## CONTENTS

### INTRODUCTION

	Page		Page
General.....	1	Definitions and explanations—Continued	
Related reports.....	1	Persons per room.....	2
Use of data.....	1	Color of occupants.....	2
Comparability with 1940 Housing Census data.....	1	Contract monthly rent.....	2
Definitions and explanations.....	1	Value of one-dwelling-unit structures.....	2
Dwelling unit.....	1	Number reporting.....	2
Occupancy and tenure.....	2	Block identification.....	2
Condition and plumbing facilities.....	2		

### TABLES

	Page
Table 1.—Characteristics of housing for the city: 1950.....	3
Table 2.—Characteristics of housing by wards: 1950.....	3
Table 3.—Characteristics of housing for wards, by blocks: 1950.....	4

Map of city, by blocks, appears following last page of tables.

# BLOCK STATISTICS

## INTRODUCTION

### GENERAL

Volume V of the Reports on Housing consists of a separate report for each of the 209 cities which in 1940, or in a subsequent census prior to 1950, had a population of 50,000 or more. Each report presents for the city, by blocks, tabulations for a limited number of subjects obtained in the Census of Housing. The subjects in these reports are similar to those in the block statistics supplements to Volume I of the reports of the 1940 Census of Housing. The subjects in this report present the number of dwelling units classified by occupancy and tenure, condition and plumbing facilities, persons per room, color of occupants, average contract monthly rent of renter-occupied and selected vacant units, and the average value of one-dwelling-unit owner-occupied and selected vacant structures. In table 1, the statistics for these subjects are summarized for the city. Table 2 contains the statistics for wards; these are the only statistics for wards that will be published from the 1950 Census of Housing. In table 3, the data are presented by blocks within wards and block areas. Maps identifying the location of each block and the ward boundaries are a part of this report.

**Related reports.**—Related statistics for this city are contained in the Reports on Housing, Volume I, *General Characteristics*; and in the Reports on Population, Volume I, *Number of Inhabitants*, and Volume II, *Characteristics of the Population*.

The Reports on Housing for each State in Volume I present data on the characteristics of dwelling units for the State by residence (urban, rural nonfarm, and rural farm), for standard metropolitan areas, urbanized areas, counties, for urban places, places of 1,000 to 2,500 inhabitants, and rural-nonfarm and rural-farm dwelling units for each county. Each report includes the following subjects: occupancy, tenure, race of occupants, type of structure, year built, condition and plumbing facilities, water supply, toilet and bathing facilities, number of rooms, number of persons, persons per room, electric lighting, heating equipment, heating and cooking fuels, refrigeration equipment, kitchen sink, radio, television, and, for nonfarm units, the contract monthly rent, gross monthly rent, and value of one-dwelling-unit structures.

Volume I of the Reports on Population shows the 1950 population of each county and of each minor civil division within the county. It also contains figures for each incorporated place, for each unincorporated place with 1,000 or more inhabitants, and for incorporated places of 5,000 or more by wards. A special series of tables presents data for each urbanized area giving the incorporated places and portions of minor civil divisions within it.

Volume II of the 1950 Population Reports contains statistics on the general characteristics of the population. Chapter A of this volume repeats the figures on number of inhabitants as shown in Volume I; Chapter B presents demographic, economic, and social characteristics of the population; and Chapter C gives more detailed cross-classifications for States and large cities and standard metropolitan areas.

**Use of data.**—The tabulation of housing characteristics for areas as small as city blocks provides descriptive material of considerable value for technical studies of housing in the city. The statistics will be useful in compiling totals for special types of areas that may be defined to meet the requirements of individual investigators. Users of the data should bear in mind that in

practically all cases the data for a given block represent the work of only one enumerator. Consequently, housing characteristics for blocks are subject to a wider margin of error than is to be expected in the figures for tracts or wards which represent returns made by a number of enumerators. Misinterpretation of instructions by one enumerator may cause a significant bias in the statistics for a block even though it may have a negligible effect upon the figures for larger areas. In particular, the enumeration of "condition" depended to a considerable extent upon the judgment of the individual enumerator. Also, failure to indicate the correct block number for a significant number of dwelling units may introduce errors into the block data.

**Comparability with 1940 Housing Census data.**—In the 1940 Census of Housing, reports entitled "Block Statistics" were issued as supplements to the first series of Housing bulletins. These supplements consisted of separate reports for each of the 191 cities which had 50,000 inhabitants or more in 1930.

In the 1950 reports, the block numbers used are different, in most cases, from those used in the 1940 reports. Therefore, to compare 1940 and 1950 data for a given block, it is necessary to locate the block on the maps to obtain the corresponding 1940 and 1950 block numbers.

The subjects in both the 1940 and 1950 reports are substantially similar. However, data on number of structures, year built, and mortgage status have been omitted from the 1950 report. Furthermore, in the 1940 reports average contract or estimated monthly rent was reported for all dwelling units while in 1950 average contract monthly rent is reported for some, and average value for other, dwelling units.

### DEFINITIONS AND EXPLANATIONS

More detailed and complete definitions are presented in Volume I of the Housing Reports.

**Dwelling unit.**—In general, a dwelling unit is a group of rooms or a single room, occupied or intended for occupancy as separate living quarters, by a family or other group of persons living together or by a person living alone.

A group of rooms, occupied or intended for occupancy as separate living quarters, is a dwelling unit if it has separate cooking equipment or a separate entrance. A single room, occupied or intended for occupancy as separate living quarters, is a dwelling unit if it has separate cooking equipment or if it constitutes the only living quarters in the structure. Also, each apartment in a regular apartment house is a dwelling unit even though it may not have separate cooking equipment. Excluded from the dwelling unit count are large rooming houses, institutions, dormitories, and transient hotels and tourist courts.

In the 1940 Census, a dwelling unit was defined as the living quarters occupied or intended for occupancy by one household. A household consisted of a family or other group of persons living together with common housekeeping arrangements, or a person living entirely alone. However, the enumerator was not explicitly instructed to define rooms as dwelling units on the basis of cooking equipment or separate entrance.

The number of dwelling units in the 1950 Census may be regarded as comparable with the number of dwelling units in the 1940 Census. Some living quarters may have been classified as separate dwelling units in the one census and not in the other. Further, in the 1950 Census, living quarters with five or more

lodgers were not tabulated as dwelling units; generally, such quarters were included in the 1940 dwelling unit count. However, the net effect of these changes is probably small.

**Occupancy and tenure.**—Dwelling units are classified by occupancy and tenure into four groups: owner-occupied; renter-occupied; vacant nonseasonal not dilapidated, for rent or sale; and other vacant and nonresident. A dwelling unit is classified as owner-occupied if it was owned wholly or in part by the head of the household or by some related member of his family living in the dwelling unit. All other occupied units are classified as renter-occupied whether or not cash rent was actually paid for living quarters. Rent-free units and living accommodations received in payment for services performed are thus included with the renter-occupied units.

A dwelling unit is considered vacant if no persons are living in it at the time of enumeration. New units not yet occupied were enumerated as vacant dwelling units if construction had proceeded to the extent that all the exterior windows and doors were installed and final usable floors were in place. The classification "Vacant nonseasonal not dilapidated, for rent or sale" is descriptive of the vacant dwelling units reported in this classification. "Other vacant and nonresident" units include all dilapidated and seasonal vacant units as well as the not dilapidated units which were not for rent or sale.

Because of changes in enumeration procedures, the counts of total vacant units in 1940 and 1950 are not strictly comparable. In 1940, vacant units were enumerated if they were habitable; units uninhabitable and beyond repair were excluded from the enumeration. In 1950, units were included regardless of condition if they were intended for occupancy as living quarters. Therefore, no comparison should be made between the data on "vacant nonseasonal not dilapidated, for rent or sale" units from the 1950 Census and data in the 1940 Census reports.

In both censuses, dwelling units occupied entirely by non-residents were included with vacant units not for rent or sale. Trailers, tents, houseboats, and railroad cars which were vacant were excluded from the dwelling unit inventory in both 1950 and 1940.

**Condition and plumbing facilities.**—Data on condition of a dwelling unit are shown in combination with data for selected plumbing facilities and are, therefore, limited to units for which both condition and plumbing facilities are reported. Plumbing facilities include water supply, toilet facilities, and bathing facilities.

The category "with private bath" includes those dwelling units reported with both a flush toilet and a bathtub or shower inside the structure for the exclusive use of the occupants of the unit. The category "no private bath" includes those dwelling units not having private flush toilet or not having private bathing facilities. The "no running water" category includes units with only piped running water outside the structure or with only other sources such as a hand pump.

A dwelling unit is "dilapidated" when it is run-down or neglected, or is of inadequate original construction, so that it does not provide adequate shelter or protection against the elements or it endangers the safety of the occupants.

**Persons per room.**—The number of persons per room has been computed for each occupied dwelling unit by dividing the number of persons in the dwelling unit by the number of rooms in the dwelling unit. All persons enumerated in the Population Census as members of the household (including lodgers, servants, and other nonrelated persons) are counted in determining the number of persons that occupy the dwelling unit. The number of rooms in the dwelling unit includes all rooms available for living quarters throughout the year. Not counted as rooms are bath-rooms, closets, pantries, halls, screened porches, and unfinished rooms in the basement and attic.

**Color of occupants.**—Occupied dwelling units are classified by color of head of household according to the definition used in the

1950 Census of Population. The group designated as "nonwhite" consists of Negroes, Indians, Japanese, Chinese, and other non-white races. Persons who are not definitely Indian or of other nonwhite race are classified as white.

**Contract monthly rent.**—Contract monthly rent is the rent, at the time of enumeration, contracted for by the renter regardless of whether it includes furniture, heating fuel, electricity, cooking fuel, water, or personal services.

Monthly rent for vacant dwelling units is the amount asked for the dwelling unit at the time of enumeration. The average monthly rent relates to renter-occupied dwelling units and vacant nonseasonal not dilapidated units for rent. Dwelling units which are occupied "rent-free" are not included with the units reporting rent.

**Value of one-dwelling-unit structures.**—Average value is shown for owner-occupied dwelling units and vacant nonseasonal not dilapidated units which are for sale only. Value is shown only if the unit is in a one-dwelling-unit structure without business and if it is the only dwelling unit included in the property. The value represents the amount for which the owner estimates that the property, including such land as belongs with it, would sell under ordinary conditions and not at a forced sale. For vacant units, value is the sale price asked by the owner.

**Number reporting.**—Occupancy and tenure are reported for all dwelling units, and color of occupants is reported for all occupied units. The corresponding distributions for these subjects in table 1 are based on all dwelling units and on occupied units, respectively. For all other subjects, the distributions are based on the units for which the specific characteristics are reported, that is, the "Number reporting."

The number of dwelling units for which the enumerator obtained no report on a particular item is shown for the city totals only; however, the number "not reported" can easily be derived for each area in tables 2 and 3 by subtracting the number reporting from the total number of dwelling units (or total occupied).

**Block identification.**—A map or series of maps is included in this report showing block numbers for each block, number and letter designations for wards and block areas, and the names of principal streets.

Blocks are identified by serial numbers, a separate series of numbers being used for each ward or for a group of wards. Thus, the location of each block for which data are presented in table 3 may be determined by referring to the ward and block number shown on the map. Similarly, data for a specific block may be located in the table by reference to the map for the identification numbers of the ward and block.

In some cities "block areas" have been established to facilitate the numbering of blocks in groups of less than 1,000. This may cause a break in the sequence of block numbers within a ward. Where this occurs each part of the ward that is in a separate block area is distinguished on the map, and in the table the data are shown for blocks in numerical order within each block area section of the ward. When a boundary of a ward cuts through a block separating the block into segments, the statistics for each segment are tabulated in the ward in which it is physically located on the map. In such cases, to obtain the statistics for the entire block it is necessary to add the statistics for all segments.

If no dwelling units are reported for a block, the block number is not listed in table 3, although it is shown on the map. Dwelling units for which the block number was not reported are indicated in the table by the symbol "NR." Detailed data are not shown for such dwelling units, nor for blocks containing fewer than three dwelling units. Average monthly rent is not shown when the monthly rent was reported for fewer than three dwelling units. Average value is not shown when the value of one-dwelling-unit properties was reported for fewer than three dwelling units. All dwelling units are included, however, in the statistics for the city and for each ward.

Table 1.—CHARACTERISTICS OF HOUSING FOR THE CITY: 1950

Subject	Number	Percent	Subject	Number	Percent
<b>OCCUPANCY AND TENURE</b>			<b>PERSONS PER ROOM</b>		
All dwelling units.....	29,294	100.0	Occupied dwelling units.....	27,822	...
Owner occupied.....	14,281	48.8	Number reporting.....	27,437	100.0
Renter occupied.....	13,541	46.2	1.50 or less.....	25,455	92.8
Vacant nonseasonal not dilapidated, for rent or sale.....	734	2.5	1.51 or more.....	1,982	7.2
Other vacant and nonresident.....	738	2.5	Not reported.....	385	...
<b>CONDITION AND PLUMBING FACILITIES</b>			<b>CONTRACT MONTHLY RENT</b>		
All dwelling units.....	29,294	...	Renter-occupied, and vacant nonseasonal not dilapidated units, for rent—Number reporting.....	13,170	...
Number reporting.....	28,659	100.0	Total contract monthly rent..... dollars..	498,294	...
With private bath, not dilapidated.....	19,776	69.0	Average monthly rent..... dollars..	37.84	...
No private bath, with running water, not dilapidated.....	3,762	13.1	<b>VALUE OF ONE-DWELLING-UNIT STRUCTURES</b>		
No running water or dilapidated.....	5,121	17.9	Owner-occupied, <sup>1</sup> and vacant nonseasonal not dilapidated units, for sale only—Number reporting.....	11,350	...
Condition or plumbing facilities not reported.....	635	...	Total value or sale price..... dollars..	84,112,400	...
No private bath or dilapidated.....	8,883	31.0	Average value..... dollars..	7,411	...
<b>COLOR OF OCCUPANTS</b>					
Occupied dwelling units.....	27,822	100.0			
White.....	19,660	70.7			
Nonwhite.....	8,162	29.3			

<sup>1</sup>Restricted to 1-dwelling-unit properties.

Table 2.—CHARACTERISTICS OF HOUSING BY WARDS: 1950

Ward	All dwelling units by occupancy and tenure					All dwelling units by condition and plumbing facilities			Occupied dwelling units			Contract monthly rent <sup>1</sup>		Value <sup>2</sup> of one-dwelling-unit structures		
	Total	Owner occupied	Renter occupied	Vacant non-seasonal not dilap., for rent or sale	Other vacant and non-resident	Number reporting	No private bath or dilap.	No running water or dilap.	Total	Persons per room		Occupied by non-white	Number reporting	Average monthly rent (dollars)	Number reporting	Average value (dollars)
										Number reporting	1.51 or more					
<b>TOTAL</b>	<b>29294</b>	<b>14281</b>	<b>13541</b>	<b>734</b>	<b>738</b>	<b>28659</b>	<b>8883</b>	<b>5121</b>	<b>27822</b>	<b>27437</b>	<b>1982</b>	<b>8162</b>	<b>13170</b>	<b>37.84</b>	<b>11350</b>	<b>7,411</b>
1	6581	3032	3301	125	123	6440	2123	1483	6333	6276	427	2463	3214	30.91	2571	5,906
2	8720	3637	4426	337	320	8523	2408	1528	8063	7943	558	1722	4342	43.55	2616	11,817
3	7921	3589	3993	160	179	7745	2664	1295	7582	7452	610	2350	3894	36.02	2657	6,794
4	6072	4023	1821	112	116	5951	1688	815	5844	5766	387	1627	1720	40.41	3506	5,693

<sup>1</sup>For renter-occupied dwelling units and vacant nonseasonal not dilapidated units, for rent.  
<sup>2</sup>For owner-occupied dwelling units and vacant nonseasonal not dilapidated units, for sale only.

HOUSING—BLOCK STATISTICS

Table 3.—CHARACTERISTICS OF HOUSING FOR WARDS, BY BLOCKS: 1950

[Detailed statistics not shown for blocks containing fewer than 3 dwelling units, nor for dwelling units not allocated by blocks (designated by NR)]

Ward	Block	All dwelling units by occupancy and tenure					All dwelling units by condition and plumbing facilities			Occupied dwelling units			Contract monthly rent <sup>1</sup>		Value <sup>2</sup> of one-dwelling-unit structures		
		Total	Owner occupied	Renter occupied	Vacant non-seasonal not dilap., for rent or sale	Other vacant and non-resident	Number reporting	No private bath or dilap.	No running water or dilap.	Total	Persons per room		Occupied by non-white	Number reporting	Average monthly rent (dollars)	Number reporting	Average value (dollars)
											Number reporting	1.51 or more					
1	1	2	2		1												
	2	5	5														
	3	8	8														
	4	8	8														
	5	8	8														
	6	1															
	7	4															
	8	3															
	9	2															
	10	1															
	11	1															
	12	1															
	13	1															
	14	1															
	15	1															
	16	4															
	17	1															
	18	1															
	19	2															
	20	5															
	21	2															
	22	4															
	23	2															
	24	1															
	25	7															
	26	7															
	27	7															
	28	7															
	29	7															
	30	7															
	31	16															
	32	15															
	33	5															
	34	2															
	35	3															
	36	3															
	37	8															
	38	10															
	39	13															
	40	17															
	41	10															
	42	9															
	43	15															
	44	10															
	45	5															
	46	11															
	47	10															
	48	8															
	49	8															
	50	10															
	51	6															
	52	9															
	53	5															
	54	9															
	55	20															
	56	7															
	57	24															
	58	12															
	59	4															
	60	7															
	61	6															
	62	5															
	63	7															
	64	13															
	65	4															
	66	7															
	67	8															
	68	9															
	69	8															
	70	8															
	71	5															
	72	6															
	73	8															
	74	8															
	75	6															
	76	8															
	77	8															
	78	8															
	79	6															
	80	12															
	81	14															
	82	8															
	83	5															
	84	10															
	85	11															
	86	22															
	87	6															
	88	3															
	89	10															
	90	10															
	91	9															
	92	6															
	93	10															
	94	1															
	95	6															
	96	7															
	97	8															
	98	8															
	99	8															
	100	7															
	101	11															

<sup>1</sup>For renter - occupied dwelling units and vacant nonseasonal not dilapidated units, for rent.  
<sup>2</sup>For owner - occupied dwelling units and vacant nonseasonal not dilapidated units, for sale only.

Table 3.—CHARACTERISTICS OF HOUSING FOR WARDS, BY BLOCKS: 1950—Con.

Ward	Block	All dwelling units by occupancy and tenure					All dwelling units by condition and plumbing facilities			Occupied dwelling units			Contract monthly rent <sup>1</sup>		Value <sup>2</sup> of one-dwelling-unit structures	
		Total	Owner occupied	Renter occupied	Vacant non-seasonal not dilap., for rent or sale	Other vacant and non-resident	Number reporting	No private bath or dilap.	No running water or dilap.	Total	Persons per room		Number reporting	Average monthly rent (dollars)	Number reporting	Average value (dollars)
											Number reporting	1.51 or more				
1	102	8	7			8			8	8				7	5,971	
	103	15	10			15	2		15	15			35.00	7	6,542	
	104	10	8			10	2		10	10				7	6,571	
	105	10	6			10	2		10	10			56.25	5	9,260	
	106	8	8			8			8	8				8	7,262	
	107	10	9		1	10			9	9				10	8,050	
	108	7	7			7			7	7				7	6,900	
	111	12	11		1	12			11	10				11	6,227	
	112	7	6		1	7			6	6				6	6,216	
	113	7	7			7			7	7				7	7,900	
	114	17	14			17			16	16				14	7,464	
	115	7	5			7			7	7				5	6,700	
	116	6	6			6			6	6				6	7,833	
	117	22	19			20	3		21	21	2			17	7,494	
	118	2	2			2			2	2						
	120	8	5			7		1	8	8				3	3,100	
	121	7	3			7	3	6	6	6	1	4	22.00	2		
	122	2				2			2	2						
	123	7	40	28		69	47	45	68	68	12	67	29.00	27	29,229	
	124	14	9	4		14	9	7	13	13	1	11		5	5,540	
	125	10	10			10	3		10	10				10	4,600	
	126	9	4			9	4		9	9				7	4,600	
	127	7	4	1		7	3	3	7	7				4	5,485	
	128	4	3	2		5	3	3	6	6				4	3,677	
	129	4	13	3		49	41	41	48	47	1	5	17.42	13	3,307	
	130	13	4	4		13	11	9	13	13			18.00	4	3,357	
	131	7	7	7		7	6	6	7	7			16.33	4	2,450	
	132	10	7	7		10	6	6	10	10			33.33	6	6,750	
	133	10	7	7		10	6	6	10	10			18.40	6	6,333	
	134	11	8	3	1	12	11	10	12	11	1	11	15.76	7	2,344	
	135	7	15	2		37	12	10	37	37			33.40	12	5,891	
	136	5	4	1		5	2	2	5	5				3	7,166	
	137	8	8			8			8	8				8	4,450	
	138	10	2		3	16	6	4	12	12	1	6	41.75	8	5,025	
	139	9	9			9	1		9	9			28.33	7	4,471	
	140	6	6			6	5	5	6	6	1	7	50.00	6	4,416	
	141	1				1			1	1						
	142	8				8			8	8				6	9,550	
	143	8				8			8	8				3	9,333	
	144	3	3			3			3	3				6	6,466	
	145	7	6	1		7			7	7				6		
	146	6				6			6	6						
	147	5	4		1	5			4	4				5	7,060	
	148	15	15			15			15	15				15	7,173	
	149	10	7	3		10			10	10			66.66	7	8,914	
	151	2				2			2	2						
	153	2				2			2	2						
	156	13	7	4	2	13			11	11				7	7,714	
	159	4	2	1	1	4	2	2	3	3				1		
	160	12	11	1		12			12	12				10	8,310	
	161	16	13	2		16			15	15				12	7,500	
	162	6	4	2		6	2	1	6	6	1	4		4	4,375	
	163	17	12	5		17	6	4	17	17	1	13	61.25	10	4,750	
	164	13	11	2		12	3	3	13	12				8	4,712	
	165	21	16	4		21	3	1	20	20	1			15	4,820	
	166	3	2			3			2	2				2		
	167	22	13	8		22	5	5	21	21				11	6,090	
	168	10	8	1		10	2	2	9	9				6	4,533	
	169	6	4	2		6			6	6				4	4,125	
	170	22	16	5		22	4	1	21	21			45.00	12	6,966	
	171	59	28	30		59	12	10	58	58	1	5	45.14	24	6,770	
	172	94	58	30	1	92	55	46	88	88	8	30	25.31	42	4,854	
	173	10	8	2		10	9	5	10	10	2	10		8	4,125	
	174	85	54	29		84	83	68	83	83			15.70	47	2,580	
	175	33	18	15		32			33	33	17	83	47.20	13	6,176	
	176	6	6			6			6	6				6	6,166	
	177	24	17	6		24	3		23	23			44.16	13	4,084	
	178	23	22	1		23			23	23				22	8,595	
	179	24	20	3	1	24			23	23			78.33	20	8,040	
	180	18	10	8		18	1		18	18	1		45.00	9	7,944	
	181	14	13	1		14			14	14				12	8,858	
	182	28	12	11	5	27	2		23	23			44.25	13	6,315	
	183	24	22	2		24			24	24				22	8,081	
	184	23	20	3		23			23	23			70.00	19	7,494	
	185	22	20	1	1	22			21	21				21	7,614	
	186	21	20	1		21			21	21				20	9,015	
	187	13	10	2	1	12			12	12	1			9	5,622	
	188	23	20	3		22	1		23	23			55.00	19	6,778	
	189	12	3	9		12			12	12			29.56	1		
	190	33	23	10		33	5	1	33	33	1		49.77	17	6,552	
	191	27	13	13		27	12	10	26	26	1		48.00	11	6,500	
	192	24	9	14	1	24	5		23	23			51.00	8	5,537	
	193	31	17	13	1	31	4	4	30	30			52.63	12	6,791	
	194	28	22	6		28	17	17	28	28			43.00	18	3,911	
	195	12	9	3		12	4	2	12	12			46.66	8	5,100	
	196	44	31	13		43	32	31	44	44			17.75	29	2,651	
	197	4	3	1		4	4	4	4	4				4		
	198	7	2	2	2	7	7	7	7	7			23.50	2		
	199	4	2	2		4	4	4	4	4				2		

<sup>1</sup>For renter - occupied dwelling units and vacant nonseasonal not dilapidated units, for rent.  
<sup>2</sup>For owner - occupied dwelling units and vacant nonseasonal not dilapidated units, for sale only.

HOUSING—BLOCK STATISTICS

Table 3.—CHARACTERISTICS OF HOUSING FOR WARDS, BY BLOCKS: 1950—Con.

Ward	Block	All dwelling units by occupancy and tenure					All dwelling units by condition and plumbing facilities			Occupied dwelling units			Contract monthly rent <sup>1</sup>		Value <sup>2</sup> of one-dwelling-unit structures	
		Total	Owner occupied	Renter occupied	Vacant non-seasonal not dilap., for rent or sale	Other vacant and non-resident	Number reporting	No private bath or dilap.	No running water or dilap.	Total	Persons per room	Occupied by non-white	Number reporting	Average monthly rent (dollars)	Number reporting	Average value (dollars)
										Number reporting	1.51 or more					
1	200	35	16	18	1	35	35	23	34	34	5	34	18	13.05	15	2,366
	201	4	2	2		4	3	3	4	4		4	2		1	
	202	20	12	6		20	19	6	18	18	1	10	6	42.66	9	5,255
	203	9	5	4		9	9	1	9	9		9	4	52.00	5	5,400
	204	14	5	5		14	14		14	14			5	36.00	8	7,125
	206	23	17	5		23	23		22	22			5	55.00	16	6,462
	207	2														
	208	14	12	2		14	2	2	14	14	1	4	1		10	7,700
	209	53	34	15	2	52	8	5	49	49	2	4	15	50.60	31	4,719
	211	24	11	12		24	7	4	23	22		5	12	27.41	10	4,400
	212	24	16	8		24			24	24	1		7	45.71	15	6,533
	213	18	16	1		18			17	17			1		15	7,713
	214	25	22	3		25			25	25			3	35.33	21	7,814
	215	12	12			12			12	12					12	7,241
	216	54	32	21		53	39	26	53	52	3	53	19	20.05	25	2,456
	217	24	11	13		23	22	15	24	24	4	24	12	13.83	10	2,700
	218	21	12	9		21	14	8	21	21	1	21	6	17.83	10	3,290
	219	125	8	111	4	122	10	9	119	119	9	113	114	35.22	8	3,425
	220	57	20	29		56	32	29	49	49	9	38	27	31.22	14	6,857
	222	9	5	4		9	3	3	9	9		6	3	45.00	5	7,180
	223	2														
	224	12	11	1		12			12	12			1		10	7,600
	225	25	25			25			25	25					25	7,512
	226	21	20			21			20	20					19	7,700
	227	12	9	2	1	12			11	11	1		2		10	6,770
	228	33	22	10	1	33	21	11	32	32	5	31	9	15.00	19	2,710
	229	34	21	11	1	34	19	7	32	32	2	24	12	25.08	20	3,065
	230	59	30	27	1	59	43	20	57	55	6	45	25	22.36	24	4,170
	231	28	10	16	2	27	22	6	26	26	3	23	18	20.44	8	3,250
	232	31	18	12	1	31	22	17	30	30	1	15	11	15.27	11	4,363
	233	10	9	1		10			10	10	1		1		9	7,777
	234	13	12	1		13			13	13			1		12	7,583
	235	7	7			7			7	7					7	7,442
	236	16	11	5		16	14	12	16	16	1	16	5	21.60	11	2,781
	237	12	3	9		11	10	7	12	12	2	12	9	14.00	3	4,000
	238	10	2	7	1	10	10	9	9	9	1	9	8	16.75		
	239	6	4	2		6	6	4	6	6	1	6	2		4	1,675
	240	3	3			3	3	2	3	3	1	3	3		3	1,833
	241	23	12	10	1	22	19	17	22	22	1	21	7	12.57	9	2,511
	242	10	5	4	1	9	8	6	9	9	2	9	4	7.00	4	2,500
	243	15	10	5		15	14	11	15	15	3	15	5	9.20	9	2,777
	244	19	2	14	3	17	17	15	16	16	1	16	17	17.76	1	
	245	27	7	20		22	9	9	27	27	5	10	17	40.64	4	3,625
	246	18	5	13		18	5	1	18	18			12	46.66	2	
	247	17	7	10		16	1	1	17	17			10	48.50	5	7,660
	248	16	10	6		16	2	2	16	16	1	6	6	45.66	6	8,833
	249	10	6	4		10			10	10			4	46.50	3	9,000
	250	11	8	3		11	1	1	11	11			3	53.33	7	8,785
	251	2														
	252	1														
	253	8	2	4		8	6	4	6	6			4	31.00	1	
	254	44	23	17	1	44	31	13	40	39	8	27	16	20.00	18	1,622
	255	11	7	4		10	8	1	11	10	1	11	3	17.00	5	1,840
	257	1														
	258	18	8	10		16	5	3	18	18	4	9	9	26.44	8	5,437
	260	4	3	1		3			4	4			1		2	
	261	11	5	6		11	3		11	10			6	50.00	3	11,000
	262	13	11	2		13			13	13			2		9	9,055
	263	11	6	4		11			10	10			4	58.25	4	8,625
	264	19	10	9		19	4		19	19			9	42.77	7	8,642
	265	21	9	12		21	6		21	21			12	47.33	5	10,200
	266	29	15	13		28	20	16	28	27	5	23	10	13.10	13	5,192
	267	39	18	21		38	31	28	39	39		39	21	12.52	15	2,913
	268	17	6	10		15	10	2	16	16	1	13	10	24.80	6	3,183
	269	6	2	4		6	2	1	6	6			4	39.50	1	
	270	19	9	10		14	14	1	19	19	1		8	50.62	7	7,857
	271	14	2	12		14			14	14			11	46.81	2	
	272	16	7	7	2	16	16		14	14			8	48.37	5	7,280
	273	16	8	6		16			14	14			7	53.42	6	9,583
	274	19	7	12	1	19	2		19	17			12	43.08	4	9,575
	275	8	3	5		8			8	8			3	55.00	2	
	276	4	4			4			4	4					3	5,500
	277	19	8	10	1	18	5	3	18	18		11	9	36.77	5	3,500
	278	27	4	21	1	26	23	22	25	25	15		21	20.57	4	11,625
	279	16	14	2		16	6		16	16	1	16	2		11	1,572
	280	49	5	43		48	20	7	48	48	9	39	31	32.45	1	
	281	5	3	2		4	4	3	5	5	1	5	2		3	866
	282	17	13	4		17	10	3	17	17	2	16	3	9.33	10	2,590
	283	69		69		68			69	67			68	34.55		
	284	53		52	1	53			52	52	2		53	35.94		
	285	58		57	1	57			57	56			58	35.17		
	286	124	1	122	1	124			123	123	6		123	34.15		
	288	15	8	7		15	4		15	15			7	49.42		
	289	22	6	14	2	22	11	11	20	19	1		14	47.78	6	7,666
	290	13	8	5		13			13	13			5	42.00	7	6,750
	291	10	6	4		9			10	10			3	44.00	5	8,100
	292	14	5	8	1	14			13	13			8	48.62	4	6,000

<sup>1</sup>For renter - occupied dwelling units and vacant nonseasonal not dilapidated units, for rent.  
<sup>2</sup>For owner - occupied dwelling units and vacant nonseasonal not dilapidated units, for sale only.

Table 3.—CHARACTERISTICS OF HOUSING FOR WARDS, BY BLOCKS: 1950—Con.

Ward	Block	All dwelling units by occupancy and tenure					All dwelling units by condition and plumbing facilities			Occupied dwelling units			Contract monthly rent <sup>1</sup>		Value <sup>2</sup> of one-dwelling-unit structures			
		Total	Owner occupied	Renter occupied	Vacant non-seasonal not dilap., for rent or sale	Other vacant and non-resident	Number reporting	No private bath or dilap.	No running water or dilap.	Total	Persons per room		Number reporting	Average monthly rent (dollars)	Number reporting	Average value (dollars)		
											Number reporting	1.51 or more					Occupied by non-white	
1	293	14	10	4		14	2	2	14	14			4	4 20.0	9	7 000		
	294	29	6	23		29	19	3	29	29			23	2 569	3	4 733		
	295	14		7		13	10	4	13	13			7	2 571	4	4 250		
	297	38	19	19		38	26	14	38	38	1	37	14	2 121	16	3 187		
	298	1																
	299	1																
	300	13	3	10		13	3	1	13	11	2		8	4 650	1			
	301	1																
	302	18	8	8	2	17	1	1	16	16			9	5 333	3	7 000		
	303	18	3	15		17			18	16			12	4 858				
	304	15	6	9	1	15	7	1	15	13			8	4 800	2			
	305	21	7	13		18	1	1	20	17		1	13	4 323	3	11 500		
	306	11	3	8	1	11			11	10			9	4 200				
	307	11	7	4		10			16	13			8	4 812	4	7 500		
	308	10	4	6		10	3	1	10	10		2	4	4 050	5	7 600		
	309	11	3	8		10	2	2	10	10		2	4	3 166	1			
	310	4				3			3	3			3	3 166	3	6 333		
	311	5			1	5			5	5	2		5	3 534				
	312	5				5			5	5	2		5	3 534				
	313	43		42	1	42			42	41	7		43	2 884				
	314	16			11	16			16	16			16	2 889				
	315	17			2	15			15	15	3		15	3 551				
	316	39		37	2	39			39	37	3		39	3 551				
	317	9				9	3	3	9	9			9	1 500	8	5 375		
	318	3			3	3	2	2	3	3	3	3	3	1 500	6	5 333		
	319	4			1	4	2	2	4	4	2		4	1 750	11	7 400		
	320	5				5			5	5			5	1 750				
	321	1				1			1	1			1	1 750				
	322	7		6		7			7	7			7	3 540	4	5 750		
	323	11		9		11	4	2	12	12	2		11	2 261	7	6 428		
	324	2				2			2	2			2	3 183	1			
	325	2				2			2	2			2	3 183	8	7 800		
	326	1				1			1	1			1	3 183	4	8 000		
	327	1				1			1	1			1	3 183	4	9 500		
	328	1				1			1	1			1	3 183	4	9 500		
	329	1				1			1	1			1	3 183	4	9 500		
	330	1				1			1	1			1	3 183	4	9 500		
	331	1				1			1	1			1	3 183	4	9 500		
	332	1				1			1	1			1	3 183	4	9 500		
	333	1				1			1	1			1	3 183	4	9 500		
	334	1				1			1	1			1	3 183	4	9 500		
	335	1				1			1	1			1	3 183	4	9 500		
	336	1				1			1	1			1	3 183	4	9 500		
	337	1				1			1	1			1	3 183	4	9 500		
	338	1				1			1	1			1	3 183	4	9 500		
	339	1				1			1	1			1	3 183	4	9 500		
	340	1				1			1	1			1	3 183	4	9 500		
	341	1				1			1	1			1	3 183	4	9 500		
	342	1				1			1	1			1	3 183	4	9 500		
	343	1				1			1	1			1	3 183	4	9 500		
	344	1				1			1	1			1	3 183	4	9 500		
	345	1				1			1	1			1	3 183	4	9 500		
	346	1				1			1	1			1	3 183	4	9 500		
	347	1				1			1	1			1	3 183	4	9 500		
	348	1				1			1	1			1	3 183	4	9 500		
	349	1				1			1	1			1	3 183	4	9 500		
	350	1				1			1	1			1	3 183	4	9 500		
	351	1				1			1	1			1	3 183	4	9 500		
	352	2				2			2	2			2	4 422	1			
	353	3				3			3	3			3	2 005	11	2 681		
	354	5				5			5	5			5	1 929	4	4 375		
	355	6				6			6	6			6	2 188	2			
	356	13				12			12	12			12	1 801	18	2 655		
	357	6				6			6	6			6	4 500	1			
	358	9				9			9	9			9	4 642	1			
	359	3				3			3	3			3	3 641	11	4 236		
	360	4				4			4	4			4	1 865	4	2 950		
	361	9				9			9	9			9	2 112	1			
	362	1				1			1	1			1	2 228	6	6 466		
	363	9				9			9	9			9	2 366	5	7 520		
	364	1				1			1	1			1	3 444	1			
	365	2				2			2	2			2	3 596				
	366	7				7			7	7			7	3 330				
	367	1				1			1	1			1	2 866	3	6 166		
	368	3				3			3	3			3	3 487				
	369	13				13			13	13			13	4 050	3	3 166		
	370	1				1			1	1			1	2 620	7	4 757		
	371	2				2			2	2			2	2 620	7	4 757		
	372	2				2			2	2			2	2 620	7	4 757		
	373	2				2			2	2			2	2 620	7	4 757		
	374	2				2			2	2			2	2 620	7	4 757		
	375	2				2			2	2			2	2 620	7	4 757		
	376	2				2			2	2			2	2 620	7	4 757		
	377	2				2			2	2			2	2 620	7	4 757		
	378	2				2			2	2			2	2 620	7	4 757		
	379	2				2			2	2			2	2 620	7	4 757		
	380	2				2			2	2			2	2 620	7	4 757		
	381	2				2			2	2			2	2 620	7	4 757		
	382	7				7			7	7			7	1 307	7	3 400		
	383	3				3			3	3			3	1 276	5	4 120		
	384	2				2			2	2			2	4 600	2			
	385	2				2			2	2			2	2 442	2			
	2	PART IN BLOCK AREA B																
		1	3	2	6		3	3	1	3	30	1		4	3 450	20	8 200	
		2	1	1	6		1	2		1	19	1		4	4 375	12	7 666	
		3	1	1	2		1	1		1	13	1		2	8 500	11	8 500	
		4	1	1	2		1	1		1	26	2		2	6 557	21	6 557	
		5	1	1	2		1	1		1	18	3		2	6 923	13	6 923	
		6	1	1	2		1	1		1	11	1		2	6 142	7	6 142	
		7	1	1	2		1	1		1	11	1		2	6 085	7	6 085	
8		1	1	2		1	1		1	11	1		2	6 500	7	6 500		
9		1	1	2		1	1		1	5	2		3	5 333	7	5 333		
10		1	1	2		1	1		1	8	2		3					



HOUSING—BLOCK STATISTICS

Table 3.—CHARACTERISTICS OF HOUSING FOR WARDS, BY BLOCKS: 1950—Con.

Ward	Block	All dwelling units by occupancy and tenure					All dwelling units by condition and plumbing facilities			Occupied dwelling units			Contract monthly rent <sup>1</sup>		Value <sup>2</sup> of one-dwelling-unit structures	
		Total	Owner occupied	Renter occupied	Vacant non-seasonal not dilap., for rent or sale	Other vacant and non-resident	Number reporting	No private bath or dilap.	No running water or dilap.	Total	Persons per room	Occupied by non-white	Number reporting	Average monthly rent (dollars)	Number reporting	Average value (dollars)
2	14	1														
	15	24	8	14	2	24	1		22	22	3	15	4 533	3	8.000	
	16	23	16	4		23	6	2	20	20	1	3	2 033	12	11.500	
	17	7	6			6	1		6	5				5	7.900	
	21	22	15	6		22	2	2	21	21	1	4	3 575	14	8.300	
	22	10	9	1		10			10	10	1			8	9.562	
	23	20	16	2	2	20			18	18	3	3	5 666	15	8.333	
	24	21	16	5		21			21	21	4	4	4 750	14	9.042	
	25	6	6			6			6	6				6	8.000	
	26	5	2	3		5	1	1	5	5	1	1	3 800	2		
	34	3	3			3	1	1	3	3		1		3	6.566	
	35	3		1		3	1		3	3		1		2		
	36	9	9			9	4		9	9				8	4.750	
	37	18	13	5		18			18	17		5	5 100	12	10.333	
	38	25	18	4	2	25	1		22	22	1	3	4 600	18	8.222	
	39	145	113	5	6	145	3	2	118	118	1	5	6 340	106	13.236	
	40	43	31	12		43	29	22	43	43	5	8	2 775	24	2.845	
	41	17	13	2		17	4		15	15	1	1		13	9.730	
	42	179	138	21	20	179	5	1	159	150	3	14	6 142	102	14.977	
	43	29	26	1	2	29			27	27		7		26	12.676	
	44	13	9	4		13	3		13	13	1	2		8	17.687	
	45	20	13	6	1	20	8	3	19	19		7	3 242	10	9.090	
	46	4	4			4	3		4	4		3		3	2.133	
	47	4	2	2		4	3	3	4	4		4		1		
	48	5	3	2		5			5	3		1		1		
	49	44	39	4	1	44			43	41		4	7 475	38	12.163	
	50	15	14	1		15			15	15		1		14	12.857	
	51	1														
	52	2														
	53	4	1	3		4	4	3	4	4		4		2		
	54	12	9	3		12	9		12	12	3	12		9	1.544	
	55	13	8	4	1	13	13	7	12	12	4	12	19.33	7	942	
	56	25	16	7	2	24	20	18	23	23	8	19	1 460	13	2.423	
	57	3	2	1		3	3		3	3	2	1		1		
	58	28	23	3	2	28			26	25		1		19	13.757	
	59	34	30	2	2	34			32	31		1		28	13.121	
	60	333	109	176	35	328	1	1	285	283	2	2	7 257	100	12.784	
	61	7	6	1		7	1	1	7	7	1	1		5	19.600	
	64	3	2	1		3	2	2	3	3		2		2		
	70	11	11			11			11	11		1		11	21.000	
	71	9	9			9			9	9				8	21.000	
	72	5	5			5			5	4		4		4	14.125	
	73	15	14		1	15			14	14				14	16.464	
	74	10	10			10			10	10				10	19.350	
	75	10	9	1		10			10	10		1		9	22.000	
	76	5	5	1	1	5			4	4		3		3	14.666	
	77	6	6			6			6	6		6		6	8.766	
	78	11	9	2		11	5	3	11	11	3	6	2 833	3	5.000	
	79	21	19	2	1	21	15	10	20	20	5	16	2 212	5	3.500	
	80	7	7			7	2	2	7	7	1	7	4 157	7		
	81	62	16	40	6	54	39	37	56	56	12	33	3 286	8	8.937	
	82	32	27	4	4	32	33	37	32	32	12	30	2 283	3	1.333	
	83	500	49	451	1	500	43	28	49	49	15	39	2 579	6	2.266	
	84	22	16	5		22	15	5	21	21	2	16	2 150	4	5.250	
	85	9	9			9			9	9		4		1		
	86	21	7	10	3	21	4		17	17	4	10	2 233	4	7.000	
	88	6	6		1	6			6	6	1	5		6	5.333	
	90	5	4	1		5		1	5	5		1		4	5.750	
	91	20	20			20			20	20				20	11.110	
	92	13	12		1	13			12	12				12	17.066	
	93	9	9			9			9	9				9	21.000	
	94	16	16			16			16	16				16	16.718	
	95	6	6			6			6	6				6	22.166	
	96	5	5			5			5	5				4	16.375	
	97	1														
	98	18	15	3		18			18	18	1	1		12	16.916	
	99	1														
	100	28	13	15		27			28	28		11	6 863	9	11.222	
	102	14	5	8	1	14			13	12		8	5 787	4	4.200	
	103	6	1	5		6	6	6	6	6	2	6	1 920	1		
	104	3	2	1		3	3	2	3	3		3		2		
	105	11	7	4		11	5	5	11	11	1	1		4	8.250	
	106	18	7	10	1	17	5	5	17	17		7	3 736	4	6.375	
	107	17	5	12		17	3	3	17	17		11	4 191	4		
	108	15	5	10		15	4		15	15		8	3 260	2	4.300	
	109	47	3	41	1	45	40	22	44	44	3	42	1 507	3		
	110	18	11	6	2	17	14	14	17	17	2	4	2 700	2	2.866	
	111	20		20		20	17	10	20	19		6	2 445	9		
	112	6		5		6	5		6	6		5	2 040			
	113	28	10	15	2	28	5	5	25	25	2	5	3 953	6	6.916	
	114	34	7	26		34	11	7	33	33	3	17	2 796	4	8.025	
	115	4	3	1	1	4			4	4		4		3	7.333	
	116	6	3	2	1	6		1	5	5		3	1 833	3	4.133	
	118	1														
	119	35	1	34		35	33	32	35	35	5	34	1 278	1	5.625	
	120	52	5	46	1	52	33	32	51	51	3	33	2 971	4		
	121	41	6	33	2	41	37	31	39	39	3	27	4 745	4	10.000	

<sup>1</sup>For renter - occupied dwelling units and vacant nonseasonal not dilapidated units, for rent.  
<sup>2</sup>For owner - occupied dwelling units and vacant nonseasonal not dilapidated units, for sale only.

Table 3.—CHARACTERISTICS OF HOUSING FOR WARDS, BY BLOCKS: 1950—Con.

Ward	Block	All dwelling units by occupancy and tenure					All dwelling units by condition and plumbing facilities			Occupied dwelling units			Contract monthly rent <sup>1</sup>		Value <sup>2</sup> of one-dwelling-unit structures		
		Total	Owner occupied	Renter occupied	Vacant non-seasonal not dilap., for rent or sale	Other vacant and non-resident	Number reporting	No private bath or dilap.	No running water or dilap.	Total	Persons per room		Number reporting	Average monthly rent (dollars)	Number reporting	Average value (dollars)	
											Number reporting	1.51 or more					Occupied by non-white
2	122	36	4	31		1	35	13	12	35	35	4	19	30	29.66		
	123	1															
	124	27	9	18			24	7	1	27	27	4	21	18	25.33	6	4.283
	125	13	5	8			13	9		13	13			8	32.37	1	
	126	18	8	9	1		18	2		17	17			8	36.62	4	6.250
	127	22	4	18			22	10		22	22	2		16	37.06	3	4.166
	129	3	2	1			3	1	1	3	3		1	1		1	
	130	1															
	131	11	5	5	1		11	3		10	10			5	49.60	4	6.125
	132	3	2			1	3			2	2					1	
	133	8	5	3			8	2		8	8		1	1		4	6.500
	134	21	15	5		1	21			20	19			5	91.00	15	14.333
	135	16	11	5			16			16	16	1	1	4	78.50	8	29.125
	136	24	15	9			24			24	24	2	2	2		9	21.666
	137	7	6	1			7			7	7		3	3		3	28.333
	138	4	4				4			4	4					4	3.250
	139	49	37	5	1	6	49	5	1	42	42		1	3	74.33	31	12.406
	140	38	31	5		2	34			36	35			2		2	13.100
	141	40	32	5			40	1		37	37	1	2	2		2	15.200
	142	7	6			1	7	1		6	6					4	19.250
	143	14	7	3		4	14		3	10	8		1			2	18.285
	144	12	8			4	12			12	8					11	13.545
	145	23	17	3		3	23			20	20		2	2		6	20.833
	146	21	13	5		3	19			18	16		1	2		8	24.250
	147	22	14	1		7	22	2		15	15			1		4	3.250
	148	18	10	2		6	18			12	12		1			4	23.750
	149	19	11			8	19			11	11					19	12.605
	150	19	19				19			19	7			3		3	30.000
	151	7	5	2			7			8	8		1	1		5	28.800
	152	8	7	1			8			8	8						
	153	12	11	1			12			12	12			1		8	30.375
	154	30	12	16		2	28			28	28			15	60.53	5	19.600
	155	9	6	2	1		9			8	8			1		3	12.333
	156	9	5	4			9			9	9		1	2		5	12.000
	157	15	11	4			15	2		15	15			4	52.50	6	5.833
	158	14	6	8			14			14	14			8	37.87	5	6.500
	159	4	1	3			4	1	1	4	4			3	49.00		
	160	19	11	8			19	6	4	19	19			8	40.62	9	7.444
	161	27	10	16		1	27	8	6	26	26			16	47.05	6	6.916
	162	13	4	8		1	13	6	6	12	12		1	6	54.16	3	6.666
	163	28	5	22	1		25	14	12	27	25	4		20	42.25	3	6.833
	164	45	12	28		5	41	27	27	40	40	3	19	28	27.39	7	8.714
	166	11	2	9			11	2	2	11	11			9	56.88	1	
	167	2															
	168	14	1	7	4	2	14	3	3	8	8			10	45.00		
	170	23	5	15	3		20	2		20	20	1		18	46.22	1	
	171	10	1	8	1		9			9	9			9	64.44	1	
	172	38	4	30	3	1	37	15	12	34	33	5		33	49.90	1	
	174	38	4	29	2	3	33	26	26	33	33	2	21	29	211.3	1	
	175	26	6	18	2		24	4	4	24	24			19	45.10	3	15.833
	176	12	4	7		1	12	3	3	11	11			6	38.00	3	7.333
	177	20	7	13			20	6	2	20	20			13	34.00	4	7.500
	178	7	2	4	1		7			6	6			5	60.00	1	
	179	20	9	11			20	9	6	20	20		1	11	51.90	5	7.300
	181	15	7	8			15	2		15	15			8	62.50	2	
	182	17	8	7	2		17	1	2	15	15			6	52.50	4	11.000
	183	11	6	4	1		11	2		10	9		1	2		3	15.333
	184	14	6	7			13			13	13			7	56.57	5	12.760
	185	38	13	21	2	2	38	1	1	34	34			21	88.14	4	19.750
	186	15	12	3			15			15	13		1	2		8	21.000
	187	24	18	6			24			24	24			6	95.65	14	17.285
	188	19	15	3		1	19			18	18			3	81.66	13	17.730
	189	28	22	5		1	27			27	26		1	4	56.50	19	11.505
	190	22	18	2			22	2	1	20	20			1		14	16.535
	191	12	9			2	12			10	10			1		4	26.000
	192	14	11	3			14			14	14		2	1		8	18.562
	193	44	29	12		3	43	3		41	40			8	68.25	17	12.870
	194	26	21	5			26			26	26		1	4	54.50	17	13.176
	195	29	18	10			29			28	28			9	66.55	13	12.538
	196	18	11	6		1	17		1	17	16		1	5	58.40	8	12.562
	197	41	16	24		1	41			40	38			21	66.80	11	14.681
	198	12	6	5		1	12	2		11	11	1	2	3	40.66	2	
	199	9	3	6			9			9	9			3	78.33	1	
	200	19	5	14			19			19	19		1	11	56.81	3	8.333
	201	28	5	21	2		27	3	1	26	26	2	1	22	44.36		
	202	9	2	7			9			9	9			7	60.28	1	
	203	2					2			2	2			1		3	6.600
	204	32	10	20	2		32	14	14	30	28		1	21	47.57	3	6.600
	205	23	7	15	1		23	9	9	22	22			15	50.00	6	8.333
	206	12	4	8			12	1		12	12		1	7	52.14	3	9.000
	207	22	6	16			20	3		22	22			15	37.86	1	
	208	13	3	10			13	3	1	13	13		3	9	29.44	1	
	209	32	7	25			32	15	11	32	32			23	43.26	4	30.000
	210	5		5			5	3	3	5	5		1	5	51.80		
	211	20	4	15	1		18			19	19			13	59.84	2	
	212	66	4	57	4	1	66	5	1	61	61			60	51.86		
	213	34	1	30	3		34	7	1	31	31		1	33	45.90		

<sup>1</sup>For renter - occupied dwelling units and vacant nonseasonal not dilapidated units, for rent.  
<sup>2</sup>For owner - occupied dwelling units and vacant nonseasonal not dilapidated units, for sale only.

HOUSING—BLOCK STATISTICS

Table 3.—CHARACTERISTICS OF HOUSING FOR WARDS, BY BLOCKS: 1950—Con.

Ward	Block	All dwelling units by occupancy and tenure					All dwelling units by condition and plumbing facilities			Occupied dwelling units			Contract monthly rent <sup>1</sup>		Value <sup>2</sup> of one-dwelling-unit structures	
		Total	Owner occupied	Renter occupied	Vacant non-seasonal not dilap., for rent or sale	Other vacant and non-resident	Number reporting	No private bath or dilap.	No running water or dilap.	Total	Persons per room		Number reporting	Average monthly rent (dollars)	Number reporting	Average value (dollars)
											Number reporting	1.51 or more				
2	214	3	1	1	1	3			2	2		2				
	215	10	2	8		10			10	10			41.50			
	216	50	8	37	1	46	20	18	45	41	5	1	43.00	2		
	217	24	8	15		24	7	6	23	23		4	50.28	6	17.166	
	218	55	18	37		54	2		55	54	1	4	49.51	8	11.250	
	219	12	2	10		10			12	10		1	53.12			
	221	24	6	16	1	24	5	5	22	22		1	53.00	3	9.666	
	222	2														
	223	8	2	6		8			8	8			39.00	1		
	224	7	3	3	1	7			6	6			70.00	3	8.666	
	225	1														
	226	6	4	2		6			6	6				2		
	227	2														
	228	43	18	21	3	39	1		39	39		2	72.80	6	14.166	
	229	27	16	11		25			27	24	1		55.60	11	14.636	
	230	35	18	17		30			35	31		1	52.23	10	11.000	
	231	32	19	9	2	32	2	2	28	28		2	60.71	12	14.416	
	232	22	17	4		22			21	21			70.00	14	24.357	
	233	1														
	234	3	2	1		3			3	3				2		
	235	5	4	1		5			5	5				4	12.625	
	236	7	7			7			7	7				7	16.714	
	237	12	10			12			10	10				7	18.857	
	238	19	13	2		19			15	15		1		9	17.611	
	239	20	15			20			15	15				11	16.818	
	240	23	17			23			17	17				11	22.545	
	241	15	13			15	1		13	13				10	16.100	
	242	42	34	6	2	42	3		40	40		1	93.75	31	20.193	
	243	14	12	2		14			14	14				9	18.766	
	244	6	4	2		6			6	6				4	12.000	
	245	4	3	1		4			4	4				2		
	247	42	42			42			42	41			96.53	41		
	248	1														
	249	14	11	1		14	1		12	12				7	11.857	
	250	24	12	11		24			23	23			62.72	11	28.071	
	251	30	17	11	1	28			28	28		1	78.27	13	13.269	
	252	27	16	11		27	1	1	27	27		1	62.50	10	20.500	
	253	5	5			5			5	5				4	20.500	
	254	12	5	7		12			12	12		1	66.83	2		
	255	5	5	3		5			5	5			52.00	3		
	256	7	5	2		7			7	7				3	25.000	
	257	18	5	12		18	5		17	17			50.55	1		
	258	28	3	23	1	27			26	24	2		52.47	1		
	259	7	7			7	2		7	7	1		55.42	7		
	260	4	2	2		4			4	4				2		
	262	19	4	13	2	17			17	16			48.57	14		
	263	30	9	19	1	30	10	4	28	28		1	47.33	18	10.333	
	264	23	4	18		22	11	5	22	20			49.40	15		
	265	4	4			4	3		3	3		1	37.66	3		
	266	2														
	267	3				3			2	2						
	268	14		13	1	14	3	3	13	13		1	48.30			
	269	16	3	12		16			15	15			41.09			
	270	15	2	7	5	15	9	7	9	9			36.58	12		
	271	1														
	272	4	5	4		4	3		4	4		1	15.75	4		
	273	26	3	19	2	26	21	18	24	24			29.52	21		
	274	12	3	9		12	8		12	12		3	32.66	9	10.333	
	275	41	2	37		39	26	26	39	37		3	34.97	35		
	276	3	2	1		3			3	3				1		
	279	45	1	44		42	20	2	45	37		7	45.34	38		
	280	39	2	36	1	36	9	1	38	37		2	42.97	36		
	281	14	6	8		14			14	14		3	45.14	7		
	282	13		13		12	5		13	12			35.08	12		
	283	11	7	4		10			11	10			60.00	4	18.000	
	284	30	3	25	2	29			28	27			93.96	25		
	285	8	2	6		7	5	3	8	8		3	35.00	5		
	287	11	2	9		11			11	11			47.22	9		
	288	17	4	7	1	12			11	11		1	61.42	7		
	289	15	8	7		15	2		15	15		3	37.00	7		
	290	12	5	6	1	11			11	10			76.80	5		
	291	22	4	17		22			21	21			72.38	13		
	292	47	13	33	1	47	3	3	46	45		2	58.31	32	15.000	
	293	38	10	26	2	37			36	36			71.57	28	13.428	
	294	25	14	11		25			25	25			59.09	11	16.100	
	295	14	14			14			14	14			71.85	14	19.714	
	297	1														
	299	16	2	13	1	16			15	14			66.42	14		
	300	1														
	301	2														
	302	4	3	1		4			4	4						
	304	11	7	2		10	1		9	8				2		
	305	4	2	2		4			4	4				1		
	313	1														
	315	33	20	11	2	31			31	29		1	77.80	13	14.192	
	316	38	13	21	2	38			34	34			67.09	8	10.937	
	317	28	20	8		27		1	28	28			68.20	17	11.088	

<sup>1</sup>For renter - occupied dwelling units and vacant nonseasonal not dilapidated units, for rent.  
<sup>2</sup>For owner - occupied dwelling units and vacant nonseasonal not dilapidated units, for sale only.

Table 3.—CHARACTERISTICS OF HOUSING FOR WARDS, BY BLOCKS: 1950—Con.

Ward	Block	All dwelling units by occupancy and tenure					All dwelling units by condition and plumbing facilities			Occupied dwelling units			Contract monthly rent <sup>1</sup>		Value <sup>2</sup> of one-dwelling-unit structures		
		Total	Owner occupied	Renter occupied	Vacant non-seasonal not dilap., for rent or sale	Other vacant and non-resident	Number reporting	No private bath or dilap.	No running water or dilap.	Total	Persons per room		Occupied by non-white	Number reporting	Average monthly rent (dollars)	Number reporting	Average value (dollars)
											Number reporting	1.51 or more					
2	318	25	14	11					25	25			9	59.44	9	19,711	
	319	26	17	8	1				26	25			7	58.85	14	10,857	
	320	19	8	11					19	19	2		10	54.00	3	8,500	
	321	10	5	4					10	10			3	38.33	5	16,800	
	322	35	6	28	2				35	31	2		27	50.37	3	16,666	
	323	22	4	18					22	22	2		18	51.44	2		
	324	13	6	7					13	13			7	57.14	4		
	326	18	5	12	1				18	17			13	54.69	1	7,875	
	327	10	4	6					10	10	1		6	39.00	1		
	328	12	4	8					12	12	1		8	57.75	2		
	329	31	7	20	3	1			29	27			21	48.90	1		
	330	44	5	33	6				44	38	2		39	50.20	1		
	331	36	7	28		1			36	35	4		23	44.91	1		
	332	6		6					6	6			6	25.00			
	339	4		3		1			4	3			3	23.33			
	340	3	1	2					3	3	1		1		1		
	345	1							1	1							
	346	7	1	6					7	7			6	60.00			
	349	1							1	1							
	350	9		9					9	9			9	57.22			
	352	22	4	16		2			20	20			13	48.46	1		
	353	30	6	22		2			28	27			19	43.15	2		
	354	33	7	25		1			32	32	1		25	40.56	4	8,500	
	355	16	3	11	1				14	14	1		11	32.09	2		
	356	21	8	12	1				21	19	2		13	32.61	3	7,333	
	358	20	7	13					20	20	1		13	40.15	4	13,125	
	359	27	6	17	3	1			27	23			19	49.84	3	9,000	
	360	9	2	7					9	9			7	51.71	1		
	361	12	8	4					12	12			4	40.00	8	10,000	
	362	19	9	10					19	19			9	45.88	6	8,800	
	363	32	13	15	1	3			31	2			11	51.27	7	8,914	
	364	29	10	18		1			29	28			17	45.35	6	16,333	
	365	26	14	10	1				24	24	1		7	48.57	7	12,285	
	366	28	13	14	1				27	27			14	53.28	11	14,545	
	367	13	7	5	1				13	12			6	57.16	5	10,800	
	373	1							1	1							
	374	11	7	3	1				10	10			4	52.50	4	13,750	
	379	9	6	3					9	9			3	46.66	5	12,000	
	380	51	14	32	4	1			46	46	1		36	81.83	12	12,166	
	381	23	13	8	1				21	21			9	59.11	7	11,285	
	382	19	9	8		2			17	17			6	68.33	6	11,833	
	383	6	3	2		1			5	5			1	17.77			
	384	10	2	8					10	10			3	37.57	1		
	385	8	5	3					8	8			7	50.66	2		
	386	19	7	10	2				17	17	1		12	42.50	5	7,800	
	387	14	4	7	3				11	11			7	44.28	3	6,166	
	388	10	5	4		1			10	9			4	27.00	4	5,500	
	390	21	4	17					21	21	3		16	30.62	2		
	391	11	4	7					11	11			6	44.16	2		
	392	26	8	18					26	22			18	43.88	7	4,742	
	393	21	5	15		1			21	20	2		15	42.40	2		
	394	50	1	49					48	47	1		48	29.06	1		
	396	1							1	1							
	405	4		4					3	2			3	78.33			
	406	6		6					5	5			6	16.33			
	407	1							1	1							
	408	10	3	7					10	8			6	19.50			
	409	22	6	16					22	21			15	25.80	2		
	410	2							2	2							
	412	1							1	1							
	413	11	1	10					11	9			10	17.00			
	414	20	8	12					20	20	1		10	43.90	4	8,200	
	415	27	10	14	1	2			27	24			15	47.93	7	9,214	
	416	20	7	13		3			16	16			10	62.30	2		
	417	6	3	3					6	6			2	1.2			
	418	10	5	4		2			10	8			1	1.2	1		
	419	15	11	4					15	15			3	61.00	9	15,277	
	420	19	10	8		1			17	17			8	58.12	5	13,800	
	421	34	13	17	4				31	30			19	54.78	5	12,800	
	422	23	18	4					23	23	2		5	19.80	16	2,927	
	430	15	10	5					14	15			5	89.00	7	13,357	
	431	26	14	8		4			25	22			7	61.42	8	15,750	
	432	15	8	3	2				15	11			3	108.33	4	13,000	
	433	13	6	4		1			13	12			4	57.75	6	9,750	
	435	13	9	4					12	12			4	51.75	7	8,857	
	436	10	7	2	1				10	9			2		7	10,214	
	437	15	10	3	2				15	13			11	39.90	3	7,766	
	438	32	3	28	2				32	30			30	27.75	1		
	439	21	8	17					21	21	4		24	15.57			
	440	7		7					7	7			4	15.00			
	441	6	2	2	1	1			5	5			3	25.66	2		
	443	5		5					5	5			5	16.40			
	444	3		3					3	3			3	18.92			
	445	29		28		1			26	26			27	15.88			
	446	26		26					26	26			26	22.42			
	447	14		14					11	11			14	21.21			
	448	20		18		2			17	17			18	29.22			

<sup>1</sup>For renter - occupied dwelling units and vacant nonseasonal not dilapidated units, for rent.  
<sup>2</sup>For owner - occupied dwelling units and vacant nonseasonal not dilapidated units, for sale only.

HOUSING—BLOCK STATISTICS

Table 3.—CHARACTERISTICS OF HOUSING FOR WARDS, BY BLOCKS: 1950—Con.

Ward	Block	All dwelling units by occupancy and tenure					All dwelling units by condition and plumbing facilities			Occupied dwelling units			Contract monthly rent <sup>1</sup>		Value <sup>2</sup> of one-dwelling-unit structures			
		Total	Owner occupied	Renter occupied	Vacant non-seasonal not dilap., for rent or sale	Other vacant and non-resident	Number reporting	No private bath or dilap.	No running water or dilap.	Total	Persons per room		Number reporting	Average monthly rent (dollars)	Number reporting	Average value (dollars)		
											Number reporting	1.51 or more					Occupied by non-white	
2	461	26		25		1	23	23	18	25	25	8	18	24	20.45			
	462	28		23		5	27	27	23	23	5	10	23	18.26				
	464	23	2	21			23	23	23	23	6	21	20	19.95	1			
	465	14		13		1	14	14	14	13	4	2	12	15.66				
	466	4		4			4	4	4	4	4	3	3	16.00				
	467	35		34		1	35	35	35	34	34	11	33	33	21.39			
	469	21	1	20			20	19	2	21	21	1	21	20	22.50	1		
	470	10		10			10	10	8	10	10	2	10	10	16.90			
	471	37	4	28	3	2	35	29	19	32	32	10	32	27	20.29	3	6,666	
	473	3	1	2			3			3	3			2		1		
	474	13	12	1			13			13	13		6	1		11	5,781	
	475	12	5	7			12			12	11			7	5,41.4	4	8,750	
	476	16	7	9			16			16	16		1	8	6,687	3	9,333	
	477	13	8	5			13	1	1	13	13			5	5,500	4	14,000	
	478	12	8	4			12			12	12			4	6,150	8	11,187	
	479	14	10	4			14			14	14			4	7,875	8	8,750	
	480	22	16	6			22			22	22			5	6,000	15	9,833	
	481	4	2	2			4	4	4	4	4	1		2		2		
	485	1					1			1								
	486	2					2			2								
	487	9	8	1			9			9	9			1		5	27,100	
	488	11	9	1		1	10			10	10			1		9	22,777	
	489	28	23	5			28			28	28		1	3	5,333	22	19,090	
	491	12	8	3		1	12			11	11	1		2		3	10,000	
	492	7	6	1			7			7	7			1		6	10,750	
	493	8	4	4			8			8	8			3	4,500	4	7,125	
	494	4	2	2			4			4	4			2		4		
	495	8	4	4			7	3		8	8	1	3	4	3,925	4	9,225	
	496	1					1			1								
	497	8	2	6			8	5	1	8	8	2	8	6	3,466	2		
	499	19		18		1	19	13	9	18	18	6	15	17	23.41			
	501	48		47	1		48	45	5	47	47	8	44	47	32.42			
	507	5		5			5	5	1	5	5		5	5	23.20			
	508	1					1			1								
	511	1					1			1								
	512	6	1	3	2		6	1		4	4			5	4,200			
	513	11	1	8	2		11	8	1	9	8	3	3	9	2,411	1		
	514	20		19			20	19	10	19	19	1	18	18	26.44			
	515	24	1	21		2	24	19	7	22	22		2	20	21.75	1		
	516	14	1	13			13	13	13	14	13		14	13	19.23			
	517	7		7			7	7	7	7	7		7	7	20.00			
	518	40	6	34			37	31	28	40	39	5	27	34	19.23	3	8,000	
	519	14		13		1	12	3	3	13	13		1	13	28.23			
	527	2					2			2	2							
	529	11	3	8			10	9	8	11	11	5	1	5	12.00	2		
	530	3	1	2			3	3	3	3	3			2		1		
	531	4	2	2			4	4	4	4	4	1	4	1		10	20,100	
	534	10	10				10			10	10					6	17,333	
	535	6					6			6	6							
	537	1					1			1								
	539	11	7	2		2	11	11	10	9	9	3	9	2		6	1,833	
	540	8	6	2			8	8	7	7	7			6		6	1,666	
	541	17	15	1			17	17	13	16	16	2	12	1		15	1,746	
	544	1					1			1								
	546	3					3			3	3							
	547	85	12	68	5		82	73	48	80	79	20	74	66	18.96	8	3,875	
	548	33	16	15	1	1	33	31	24	31	31	6	30	15	20.40	15	2,693	
	549	22	14	7			22	17	16	21	19		21	16	20.83	13	2,323	
	550	22	5	14		3	22	16	15	19	19	4	17	14	23.07	5	1,540	
	557	2					2			2								
	558	11	6	4	1		11	4		10	10	1		5	32.80	5	4,000	
	560	3					3			3	3							
	561	36	1	35		1	36	24	14	32	28	10	2	32	30.87			
	562	27	8	18		1	27	15	6	26	25	4	5	18	37.38	4	4,625	
	563	2					2			2	2							
	564	32	6	24	2		29	18	6	30	30	2	25	24	27.83	2		
	565	1					1			1								
	566	27	2	24		1	27	20	10	26	26	4	19	23	30.86	1		
	567	4		3			4			4	4			2		1		
	568	27	6	20	1		26	16	5	26	26	6	6	21	28.33	2		
	569	18	2	16			18	16	6	18	17	4	10	16	29.75			
	570	13	1	12			13	12	4	13	13		5	12	30.22			
	571	26	2	17	2		24	14	7	24	24	1	4	18	53.22	3	7,333	
	572	7	7				7			7	7			1		1		
	573	14	5	8		1	13	1	1	13	12			5	55.00			
	574	14	9	4		1	14			13	13			8	53.12	1	6,500	
	575	19	9	10			19	6		19	19			4	52.50	6	6,666	
	576	17	10	7			17	6	1	17	17	4	2	8	45.87	7	4,857	
	577	16	8	8			14	4	2	16	16	1		8	39.50	9	5,444	
	578	7	5	2			7			7	7			2		4	7,875	
	579	2					2			2								
	585	61	26	33		2	58	50	21	59	58	7	59	31	17.90	16	2,962	
	586	2					2			2								
	587	2					2			2								
	589	10	8		1	1	10			8	8					8	5,512	
	590	14	11	2	1		14	2		13	13			3	35.00	11	6,772	

<sup>1</sup>For renter - occupied dwelling units and vacant nonseasonal not dilapidated units, for rent.  
<sup>2</sup>For owner - occupied dwelling units and vacant nonseasonal not dilapidated units, for sale only.

Table 3.—CHARACTERISTICS OF HOUSING FOR WARDS, BY BLOCKS: 1950—Con.

Ward	Block	All dwelling units by occupancy and tenure					All dwelling units by condition and plumbing facilities			Occupied dwelling units			Contract monthly rent <sup>1</sup>		Value <sup>2</sup> of one-dwelling-unit structures		
		Total	Owner occupied	Renter occupied	Vacant non-seasonal not dilap., for rent or sale	Other vacant and non-resident	Number reporting	No private bath or dilap.	No running water or dilap.	Total	Persons per room		Number reporting	Average monthly rent (dollars)	Number reporting	Average value (dollars)	
											Number reporting	1.51 or more					Occupied by non-white
2	591	9	5	2	1	9			8	8				5	6,300		
	593	6	5			6			5	5	2			4	3,000		
	594	1															
	595	7	5			7			6	6				5	5,200		
	596	8	5	2		1	1		6	7				4	4,175		
	597	22	12	8		2	2		20	20	1	3	2	5	2,600		
	598	19	12	6		1	1		18	18	3	5	2	10	1,422		
	603	8	3	5					8	8	1	1		2	7,700		
	604	15	8	7					15	15				7	5,187		
	605	17	9	8					17	17				8	6,000		
	606	22	5	15	2				22	20			16	3	10,500		
	607	22	5	17					22	22	2		17	6	6,580		
	608	31	9	22					31	30	7		22	5	5,266		
	609													6	7,500		
	610	19	11	8					19	17	1		6	6	10,333		
	611	14	10	3		1			13	13			3	9	9,445		
	612	6	4	1					6	5			1	4	9,650		
	613	9	8	1					9	9			1	11	9,750		
	614	13	12	1					13	13			5	2	1,745		
	615	17	12	5					17	17	1		63.00	10	5,333		
	616	8	5	2		1			8	7			2	4	8,833		
	618	1													9,666		
	619	2													8,600		
	620	3	2	1					3	3			1	2	6,333		
	621	3							3	3	2		1	2	7,500		
	622	3	2	1					3	3	2		1	2	9,445		
	623	10	10	7	1	1	10	9	10	10	2	9	178	20	1,745		
	624	21	26	7	1	1	20	5	20	9	10	9	39.46	20	5,333		
	625	1	3	2			5		5	5			2	2	8,833		
	626	5	3	2			5		5	5			2	2	9,666		
	627	15	9	6		1	15	8	15	7	1		6	6	8,600		
	628	18	6	12			18	8	16	7			9	5	8,600		
	629	17	8	9		1	16	3	16	3			1	2	6,333		
	630	3	2	1			3		3	3			1	2	7,500		
	631	2	1	1			2		2	2			1	2	9,445		
	632	10	6	4			10		10	10			4	2	9,650		
	633	35	21	13		1	35	13	34	32	15		11	3	5,333		
	PART IN BLOCK AREA C																
	2	2	1														
		3	1														
	3	1	20	1	19		20	8	20	20	1	9	18	28.22	1		
		6	25		25		25	25	24	25	6	25	25	15.60			
		11	13		13		13	10	9	13	3	13	11	20.45			
		12	9	1	8		9	6	5	9	7	7	6	18.83			
		13	51		50	1	48	46	15	50	49	7	44	32.64			
14		4		4		4	1		4	4	1	3	31.33				
15		33	2	28	1	29	12	8	30	28	4	13	26.93				
16		21		21		21	15	14	21	19	3	14	20.65				
17		22		20		20	10	3	21	20	4	3	29.94				
18		16	7	6	1	16	1		13	13	1	1	44.33	3	6,333		
19		21	5	15	1	21	5	4	20	20	2	3	41.76	3	9,166		
20		22	9	13		22	7		22	22			50.36	4	7,500		
21		21	7	14		21	7		21	21	4		46.64	2			
22		4	1	3		4	1		4	4			48.33	3	10,000		
23		13		8		13	4		13	13			52.50	3	4,125		
24		12		3	1	12			11	11			50.00	4	8,000		
25		11	5	6		11			11	11			57.00	4	9,714		
26		18	8	10		15			18	15			53.50	7	9,720		
27		12	10	2		12			12	12			6	10	10,055		
28		9	9			9			9	9			9	9	11,666		
29		12	10	1	1	12			11	11			2	4	10,250		
30		6	5	1		6			6	6			1	4	10,250		
31		1															
33		22	16	4		20	15	4	20	20	4		2	2	12,333		
34		4	3	1		4	3	1	4	4			2	3	6,500		
36		5	3	1		5			5	5			2	3	7,100		
37		2															
38		2															
39		11	6	3		10	1		9	9			2	5	7,100		
40		28	11	11	1	27	15	8	22	22	4		9	4	13,000		
43		8	5	3		8			8	8			3	4	7,000		
44		1															
45		7	7			7			7	7				7	9,857		
46		13	13			13			13	13				13	8,615		
47		14	11	3		14			14	14			2	11	8,954		
48	10	5	5		10			10	10			5	5	9,600			
49	2																
50	13	11	1	1	11			12	11			1	11	8,045			
51	12	9	3		12			12	12			3	9	8,711			
52	1																

<sup>1</sup>For renter - occupied dwelling units and vacant nonseasonal not dilapidated units, for rent.  
<sup>2</sup>For owner - occupied dwelling units and vacant nonseasonal not dilapidated units, for sale only.

HOUSING—BLOCK STATISTICS

Table 3.—CHARACTERISTICS OF HOUSING FOR WARDS, BY BLOCKS: 1950—Con.

Ward	Block	All dwelling units by occupancy and tenure					All dwelling units by condition and plumbing facilities			Occupied dwelling units			Contract monthly rent <sup>1</sup>		Value <sup>2</sup> of one-dwelling-unit structures		
		Total	Owner occupied	Renter occupied	Vacant non-seasonal not dilap., for rent or sale	Other vacant and non-resident	Number reporting	No private bath or dilap.	No running water or dilap.	Total	Persons per room		Occupied by non-white	Number reporting	Average monthly rent (dollars)	Number reporting	Average value (dollars)
											Number reporting	1.51 or more					
3	53	23	5	17	1	1	23	4	1	22	22	1	1	17	44.58	3	8566
	54	24	4	18	1		24	4	1	22	22			19	41.52	1	
	55	21	6	14	1		21	4		20	20			10	45.00	4	6250
	56	13	8	5			13			13	13			4	61.25	8	7837
	57	16	7	9			16	5	3	16	16	1	1	9	34.00	3	8000
	58	7	1	4		2	7			5	4	1	2	3	25.00	1	
	59	19	5	14			19	10	1	19	19	1	1	14	35.07	2	
	63	20	1	18		1	19	15	13	19	18	4	7	18	30.16		
	64	12	1	12			12	11	10	12	12	1	11	11	16.27		
	65	5	1	3		1	5	2	2	4	4		3	3	35.00	1	
	67	4		4			4	4	4	4	4		4	4	25.75		
	71	5		3			4	1	1	5	4		1	1	1		
	72	19	3	10	6		19	17	1	13	13	5	2	13	32.38	1	
	73	18	4	14			18	6	3	18	18	1	1	14	45.28	3	10833
	74	9	4	7			9	3		9	9	1		7	63.85		
	76	18		16		2	14	12	12	16	16	4	14	16	18.06		
	80	20	2	19		1	17	17	12	19	18	5	16	19	15.31		
	81	14		12			14	14	2	14	13		12	12	32.41	2	
	82	13	3	13	1		13	3	2	12	12	1	8	8	89.62	3	7666
	83	18	6	12		1	18	1	1	18	18	3	12	12	51.16	4	7750
	84	11	5	6			11	4	1	11	11		1	4	61.25		
	85	29	9	19		1	28	1	4	28	26	1	1	19	50.42	3	8333
	86	19	9	7		3	17	5		16	14		6	6	63.33	6	8166
	87	12	8	3	1		12	1	1	11	10		3	3	45.00	7	10500
	88	13	5	8		1	13	1	1	16	14		8	8	59.75	4	11000
	89	6	4	2		1	6	1	1	6	6		4	4	44.16	5	9571
	90	5	4	1			5	1	1	5	5	1	1	1	57.50	7	7200
	91	13	13				13			13	13						8346
	92	15	6	1	1		15	4		14	14	2		12	7.725	13	8346
	93	6	2				6	4		6	6			2	6	6	6750
	94	4					4			4	4						
	95	1					1			1	1			1			
	96	1					1			1	1						
	104	29	21	6	1	1	29	10	2	27	27	6	7	7	50.85	6	8500
	105	5	5				5	1	3	5	4		1	4			6125
	106	7	5	1		1	7	3		6	6	1		5			4700
	107	2					2			2	2						
	114	1					1			1	1						
	115	1					1			1	1						
	116	2					2			2	2						
	117	12	8	1		3	12	1	1	9	9		1	8	35.12	8	7750
	118	10	2	8			10	2		10	10	1		2			
	119	8	6	2			8	2		8	8		2	2			4233
	120	8	6	2			8	2		8	8		2	2			4083
	121	5	3	2			5	3		5	5		2	2			
	122	5	3	2			5	1	1	5	4		2	2			
	123	13	6	7			12	6	6	13	13	2	6	6	43.83	4	4750
	124	9	8	1			9	1	1	9	9		1	3			11285
	125	11	8	3			11	1	1	11	6		3	3	44.33	6	8416
	126	13	8	5			13	1	1	13	12	1	5	5	51.00	7	7071
	127	8	5	3		1	8			8	6		2	2			9700
	128	8	6	2			8			8	8		1	2			8750
	129	6	4	2			6	3		6	6	1	1	2			14833
	130	16	7	9			16			16	16		1	9	44.44	6	7166
	131	11	6	5			11	2	2	11	11		4	4	22.25	4	6000
	132	24	23				24	2		24	23		23	23	36.65	1	
	133	26	21	5			25	12		26	26	1	1	21	37.76	1	
	135	8	2	6			8	6	3	8	8		8	6	22.33	1	
	137	6	6				6	6	4	6	6		6	6	15.33		
	140	6	1	5			6	3		6	6		4	4	36.75		
	141	1	1				1	7		1	7		2	2	34.00		
	142	19	7	8		4	19	13	9	15	15	2	6	8	29.87		
	143	1					1			1	1						
	144	16	2	14			16	4	3	16	16	1	4	13	28.15	1	
	145	26	22	4			26	15	1	25	25		25	24	28.50	2	
	146	45	2	43	1		41	37	18	45	45		44	43	20.02	2	
	147	5		4		1	4	4	1	4	4		4	4	15.25		
	148	2					2			2	2						
	149	4	2	2			4			4	4		1	1			
	150	17	4	10	2	1	17	7	5	14	13		1	9	32.66	2	
	151	24	10	14			24	2		14	13		4	4	38.00	8	7125
	152	20	8	12			20			20	20		1	12	40.91	8	8537
	153	11	7	4			11			11	11		4	4	48.75	3	11000
	154	5					5			5	5						
	155	1					1			1	1						15500
	159	14	6	7		1	13	5	5	13	12		7	7	48.85	3	7166
	160	8	4	4			8	2	2	8	8		2	2	61.66	3	6166
	161	15	7	8			13	2	2	15	15		6	6	37.00	6	6530
	163	15	9	6			14	2	2	15	14		6	6	56.66	7	5428
	164	6	3	3			6	3	3	6	6		3	3	41.66	2	
	165	6	5	1	3		6	3	3	6	6		3	3	47.12	2	4400
	166	7	6	1			7	1	1	7	7		1	1	47.12	5	8416

<sup>1</sup>For renter - occupied dwelling units and vacant nonseasonal not dilapidated units, for rent.  
<sup>2</sup>For owner - occupied dwelling units and vacant nonseasonal not dilapidated units, for sale only.

Table 3.—CHARACTERISTICS OF HOUSING FOR WARDS, BY BLOCKS: 1950—Con.

Ward	Block	All dwelling units by occupancy and tenure					All dwelling units by condition and plumbing facilities			Occupied dwelling units			Contract monthly rent <sup>1</sup>		Value <sup>2</sup> of one-dwelling-unit structures		
		Total	Owner occupied	Renter occupied	Vacant non-seasonal not dilap., for rent or sale	Other vacant and non-resident	Number reporting	No private bath or dilap.	No running water or dilap.	Total	Persons per room	Occupied by non-white	Number reporting	Average monthly rent (dollars)	Number reporting	Average value (dollars)	
3	167	7	6						6	6					5	8,400	
	168	6	5			1			5	5					4	8,275	
	169	6	6	1				1	7	7					6	7,216	
	170	13	13						13	13					13	6,615	
	171	15	11	4					15	15					11	7,727	
	172	7	6	1					7	7					6	6,800	
	173	17	9	8					17	17	3	10			8	4,500	
	174	7	5	2					7	7					5	7,540	
	175	34	28	6					34	34					25	6,408	
	176	23	13	9		1			22	22	2				9	6,444	
	177	11	7	4					9	2	2				6	7,333	
	178	20	11	9					19	19					9	7,666	
	179	14	9	5					14	14					6	8,800	
	180	21	19	2	1				21	18		2			17	7,382	
	181	23	18	5					23	23					16	9,037	
	182	11	7	4					11	11					5	9,600	
	183	1															
	184	19	7	11	1				19	11	5				3	4,333	
	185	19	7	12					19	19		1			5	9,700	
	186	13	4	9					13	13		1			3	8,333	
	187	17	7	10					17	17	1	2			10	51,70	
	188	9	8	1					9	9					8	6,725	
	189	17	4	13					17	17					11	47,27	
	190	24	4	20					24	24		4			14	32,64	
	191	21	6	15					21	20					15	36,33	
	192	16	3	11	2				14	14					12	44,91	
	193	1															
	194	7	4	2	1				7	6					2		
	195	9	2	7					9	9					8	34,29	
	197	2	1	1	1	1			2	18	4	4			20	53,50	
	198	15	6	6	2	1			14	6	3				8	40,75	
	199	23	14	8	2				23	17	3				9	36,77	
	200	4							4	4					3		
	201	7	4	3		4			7	28	24				38	36,15	
	202	11	7	4	3				11	25	11				18	35,55	
	203	3		2					3	5					2		
	204	3		3					3	7					3	51,66	
	205	3		3					3	3					3	33,33	
	206	15	1	14					15	8	2				14	44,85	
	207	4	3			1			4	4					1		
	208	1															
	209	12	3	9					12	8					9	49,00	
	210	34	6	26	2				32	4	2				23	52,26	
	211	13	5	8					13	2	2				6	50,83	
	212	11	6	4	1				11	10					4	53,25	
	213	19	8	10	1				19	1		1			11	50,09	
	214	18	9	7	1	1			18	1					6	46,66	
	215	19	5	13					18	3	2				12	43,33	
	216	28	2	5		1			27	28					30	54,00	
	217	51	26	24	1	1			51	5	1				23	44,73	
	218	16	11	4	1				16	1					5	45,40	
	219	11	4	7					11	1	1				3	31,66	
	220	14	7	7					14	2	2				7	55,71	
	221	20	8	12					20	2					8	43,12	
	222	25	13	11	1				24	2					10	60,30	
223	22	13	9					22	2					9	66,11		
224	20	6	14		2			18	3	2				12	43,91		
225	15	4	8	1				14	1		1			8	49,00		
226	9	1	5	3				9	6					7	54,28		
227	17	9	6	2				17	3		1			7	47,71		
228	7	2	5					7	1	1				3	41,66		
229	20	10	8		2			19	1					5	57,80		
230	32	12	20					32	7	4				19	48,31		
231	36	15	21					36	16	1				20	51,50		
232	4	3	1					4	1	1				2			
233	55	28	38		5			54	6	3				38	42,13		
234	83	43	40		12			81	54	14				41	43,31		
235	72	13	56	3				71	17	4				56	51,80		
236	10	3	7					10	10					7	44,71		
237	14	5	9	2				14	12		1			9	60,77		
239	25	19	3		1			25	2					5	58,00		
240	26	15	8					26	1					7	54,62		
241	20	13	4		3			20	2					8	52,57		
242	10	9	1					10	10					1	10,187		
243	26	17	9					26	26					1	9,875		
244	18	10	7		1			18	1		1			9	8,800		
245	16	10	5		1			13	1	1				8	6,562		
246	10	9	1					10	10					6	6,666		
247	13	8	5					12	2					9	7,666		
248	12	9	3					12	1					7	6,785		
249	13	7	6					13	8					5	8,571		
250	1																
252	3	3						3	7					3	6,333		
253	7	7						7	7					7	7,000		
254	16	10	6					16	5	2				9	8,388		
255	15	13	2					15	1	1				10	7,458		
256	8	8						8	8					8	8,125		

<sup>1</sup>For renter - occupied dwelling units and vacant nonseasonal not dilapidated units, for rent.  
<sup>2</sup>For owner - occupied dwelling units and vacant nonseasonal not dilapidated units, for sale only.



HOUSING—BLOCK STATISTICS

Table 3.—CHARACTERISTICS OF HOUSING FOR WARDS, BY BLOCKS: 1950—Con.

Ward	Block	All dwelling units by occupancy and tenure					All dwelling units by condition and plumbing facilities			Occupied dwelling units			Contract monthly rent <sup>1</sup>		Value <sup>2</sup> of one-dwelling-unit structures	
		Total	Owner occupied	Renter occupied	Vacant non-seasonal not dilap., for rent or sale	Other vacant and non-resident	Number reporting	No private bath or dilap.	No running water or dilap.	Total	Persons per room		Number reporting	Average monthly rent (dollars)	Number reporting	Average value (dollars)
											Number reporting	1.51 or more				
3	257	7	5	1		1	7		6	6		1		4	7,000	
	258	14	6	1		1	13		14	14		1	49.50	2	8,916	
	259	4	3				4		4	4						
	260	21	18	2		1	21		20	20		2		18	8,250	
	261	5	5				5		5	5				5	7,400	
	269	5	5				5		5	5				5	9,600	
	270	12	12				12		12	12				12	8,733	
	271	13	12	1			13		13	13		1		11	7,354	
	272	9	9				9		9	9		3		9	7,666	
	273	6	4	2			5	2	6	5	1	5		4	10,250	
	274	17	8	7	1	1	16	8	15	15	2	15	23.80	9	4,722	
	276	5	4	1			5	1	5	5		1		3	9,000	
	277	6	5	1			5		6	4				5	10,400	
	278	10	9	1			10		10	10		1		9	7,944	
	279	11	10	1			11		11	11		1		9	8,000	
	280	9	7	2			9	1	11	9		2		7	7,500	
	281	6	5	1			6		6	6		1		4	7,875	
	282	27	17	9		1	26		26	26	1		54.44	13	11,384	
	283	23	16	6	1	1	23		22	22		7	40.00	12	8,100	
	284	34	9	23	2		34	1	32	31		25	57.84	9	9,011	
	285	22	9	12	1		22	3	21	21	2	13	57.53	6	9,666	
	286	1					1		20	20				13	9,076	
	287	21	16	4	1		21	1	16	16		1		7	4,142	
	288	17	10	6	1		17		16	16		7	61.71	7	12,375	
	289	22	10	9		3	22		19	19		8	56.87	4	12,375	
	291	25	14	11			25	1	25	24		11	42.00	10	10,200	
	292	13	3	10			13	3	13	13		10	33.30			
	293	18	7	10	1		18	11	17	17		11	47.45	1		
	294	12	3	8		1	11	2	11	11		8	53.75	3	7,333	
	295	26	11	15			26	9	26	26	1	14	43.78	5	9,200	
	296	22	11	11			22	8	22	22	3	11	47.27	7	6,357	
	297	53	17	32		4	51	31	49	46	7	29	38.03	6	4,466	
	298	55	17	33		5	53	18	50	50	6	30	37.46	14	4,385	
	299	85	27	53		3	83	40	82	81	7	54	28.46	17	3,717	
	300	1					1									
	301	23	1	21	1		21	17	22	21	5	20	14.38	1		
	302	23	11	11	1		23	10	22	22		10	28.70	11	2,718	
	303	10		9			10	4	9	9	4	8	24.50			
	304	36	8	27	1		35	33	35	35	14	24	15.76	8	2,687	
	305	1					1									
	306	2					2									
	307	17	2	14		1	17	16	16	15	8	9	22.44	2		
	308	3		1			3	2	3	3				2		
	309	2		2			2	2	2	2				2		
	310	5		3			5	5	5	5	3		13.33	2		
	311	5		2			5	1	5	4				2		
	312	18	8	10			12	5	12	12	2	6	30.00	8	2,112	
	313	15	11	4		3	15	11	11	11	25	11	25.18	15	3,340	
	314	13	11	2			13	4	13	13	2	3	18.67	9	2,611	
	315	14	13	1	1		13	15	14	13	23	13	17.39	6	4,100	
	316	26	7	16		3	26	22	23	23	3	23	11.43	5	4,000	
	317	44	4	38		1	37	35	42	42	13	42	14.56	3	5,333	
	318	10	4	6		1	10	8	10	9		6	20.00	4	6,000	
	319	17	8	9			17	13	17	17		9	21.55	6	4,833	
	320	45	31	13		1	44	30	44	43	5	43	22.00	28	3,646	
	321	17	10	6		1	17	13	16	16	5	15	21.50	8	3,125	
	322	10	4	4			10	4	10	10		10	24.33	4	3,325	
	323	13	8	4		1	13	8	12	12	1	9	21.50	7	2,342	
	324	5	3	2			5		5	4		2		3	4,000	
	325	34	15	12	4	3	32	24	27	27	2	26	23.00	14	2,142	
	326	35	19	16			34	31	35	34	2	34	16.12	17	2,852	
	327	24	10	12		1	24	22	22	21	5	22	15.81	8	2,750	
	328	38	11	27		1	38	30	38	38	7	36	16.74	9	4,611	
	329	24	17	6		1	23	15	23	23	3	23	14.50	15	3,646	
	330	41	9	30	2		41	32	39	39	6	38	25.62	5	4,400	
	331	20	6	13		1	20	14	19	18		19	26.30	3	3,833	
	332	20	7	13			19	13	20	20	2	20	26.84	3	4,166	
	333	6	2	4			6	5	6	6		6	18.66	2		
	334	42	4	37		1	41	30	41	41	8	41	21.50	2		
	335	14	5	8		1	14	9	13	13		8	25.00	2	3,300	
	336	31	10	21			31	8	31	31	4	22	35.09	9	3,444	
	337	21	5	16			21	16	21	21		11	31.46	5	4,040	
	338	74	44	25	5		73	58	69	69	2	10	33.20	1		
	339	41	7	34			41	35	41	41	1	41	21.31	2		
	340	47	17	30			46	25	47	47	3	47	22.96	13	2,776	
	341	41	20	20	1		40	18	40	40	2	40	24.23	18	2,827	
	342	18	5	13			18	14	18	18		18	21.69	3	4,833	
	343	64	23	41			64	48	63	63	5	63	17.51	18	3,305	
	344	26	11	14	1		26	11	25	25		14	26.35	7	5,785	
	345	25	8	17			25	16	25	25	1	15	22.53	5	4,500	
	346	3	1	2			3	3	3	3		2		1		
	347	58	35	22		1	57	34	57	54	9	57	15.75	27	5,200	
	348	55	19	35		1	55	33	54	54	9	54	21.75	14	5,071	
	349	1					1									
	350	29	7	20	2		29	22	27	27		3	27	21	4,000	
	351	14	5	9			14	7	14	14		9	28.66	2		
	352	28	6	6			28	3	27	27		6	22.16	6	4,083	
			2	25		1	28	21	27	27	1	27	15.78	2		

<sup>1</sup>For renter - occupied dwelling units and vacant nonseasonal not dilapidated units, for rent.  
<sup>2</sup>For owner - occupied dwelling units and vacant nonseasonal not dilapidated units, for sale only.

Table 3.—CHARACTERISTICS OF HOUSING FOR WARDS, BY BLOCKS: 1950—Con.

Ward	Block	All dwelling units by occupancy and tenure					All dwelling units by condition and plumbing facilities			Occupied dwelling units				Contract monthly rent <sup>1</sup>		Value <sup>2</sup> of one-dwelling-unit structures	
		Total	Owner occupied	Renter occupied	Vacant non-seasonal not dilap., for rent or sale	Other vacant and non-resident	Number reporting	No private bath or dilap.	No running water or dilap.	Total	Persons per room	Occupied by non-white	Number reporting	Average monthly rent (dollars)	Number reporting	Average value (dollars)	
3	353	19	15	4					19	18	1	19	4	1825	14	2764	
	354	12	1	11					12	12		11	1	1890	1		
	355	21	8	12		1			20	20	4	11	6	2333	6	2907	
	356	84	16	68					79	84	18	61	13	1739	9	2777	
	357	20	1	19					20	20	4	12	3	3000	5	5100	
	358	29	13	14	2				29	27	6	11	15	4821	4	6050	
	359	24	9	13	2				24	22		1	14	4062	4	6727	
	360	32	6	25		1			30	31		1	3	4588	11	9625	
	362	64	25	37		2			62	61	1	3	6	4033	4		
	363	17	8	9					17	17		2	9		3	8333	
	364	26	6	19		1			26	25		19	5	5152	7	8214	
	365	28	13	15					26	28		14	3	3728	3	7666	
	366	16	7	9					15	16		9	3	3977	5	7580	
	367	21	8	9	3	1			21	17	1	10	8	6312	11	7772	
	368	22	13	9					22	22		8	8	4833	8	6837	
	369	22	10	10	2				22	20		12	6	5191	10	7470	
	370	18	12	6					18	18		1	2	3683	9	8000	
	371	11	9	2					11	11		3	3	4933	6	8083	
	372	10	7	3					10	10		2	2		7	8500	
	373	8	7	1					8	8		1	8		8	8562	
	374	8	8						8	8		1	2		10	8400	
	375	14	11	2		1			12	13		13	2		4	4250	
	376	1							6	7		6	2		2		
	377	7	4	3					3	3		1	1		7	6214	
	378	3	2	1					3	3		3	1		1	7090	
	379	9	8	1					9	9		9	4		11	7563	
	380	11	11						11	11		2	2		11	8371	
	381	14	12	2					14	14		7	4		7	8025	
	382	7	7						7	7		4	4		8	9062	
	383	5	4			1			5	4		5	5	51.00	10	6710	
	384	15	10	5		1			15	15		13	2		8	9312	
	385	14	11	2					14	13		8	2		2		
	386	8	8						8	8		5	3	6333	2		
	387	6	6	3		1			6	5		5	3		6	4866	
	389	1							1	1		9	2		5	5700	
	396	10	9			1			10	9	3	1	1		4	6250	
	397	5	5						5	6		6	2		4	3150	
	403	7	4	2		1			7	6		4	4		5	4560	
	405	4	4						4	4		6	7	60.00	3	5033	
	406	2							2	2		7	3	50.00	4	8525	
	407	7	6			1			6	6		10	5		5	6320	
	408	11	3	7		1			10	7		7	1		4	8500	
	409	7	5	2					7	7		10	3	50.00	5	7318	
	410	10	7	3					10	5		5	1		11	6428	
	411	5	4	1					5	5		12	1		7	5500	
	412	12	11	1					12	12		9	1		10	4383	
	413	10	8	2		1			10	9		13	2		6	4383	
	414	13	10	3					13	7		7	1		4	3625	
	415	7	6	1					7	4		4	4		9	7888	
	416	4	4						4	4		10	1		11	7454	
	417	1							1	1		12	4		7	7855	
	418	1							1	1		15	4	4625	4	7916	
	419	10	9	1					10	12		12	1	50.00	6	6500	
420	12	11	1					12	15		11	1	4190	4	9500		
421	15	11	4		1			15	11		21	1		7	7214		
422	12	8	4					12	11		5	4	3000	4	7625		
423	21	9	12					21	21	3	11	4	57.00	4	6937		
424	5	4	1					5	5		1	1		6	7666		
425	11	11						11	11		4	4		4	7125		
426	16	8	8		2			16	14		5	5		8	6937		
427	17	9	8					17	17	1	7	7	5742	8	7666		
428	10	7	3					10	10		3	3	6633	4	7125		
429	13	7	6					13	13		6	2		2			
430	4	4						4	4		1	1		3	11000		
431	12	4	8					12	12		4	4	5428	5	11000		
432	13	8	5					13	13		1	1	4475	5	6500		
433	18	8	10					18	18	2	10	4	3400	4	13125		
434	10	6	4					10	10		2	2	4200	8	8125		
435	18	11	7					18	18	2	5	5	3946	2			
436	15	4	10		1			14	13		11	11	4536	1			
437	3	2	1					3	3		2	2	4672	1			
438	31	28	3					30	31	1	29	6	3050	1			
439	8	8						8	8		1	8	4302	9	4966		
440	53	15	33	4	1			53	48		3	8	4345	12	5291		
441	35	17	17		1			35	34		4	11	3212	7	4857		
442	20	12	8					20	19		4	2	3475	9	4311		
443	14	10	4					14	14		2	2	5562	5	2960		
444	20	12	8					19	20		8	3	1866	1			
445	11	6	5					11	11	1	1	1	1700	7	3314		
446	14	10	4					14	14		1	4		6	3916		
447	12	7	5		1			12	7		3	3	2300	8	3675		
448	15	6	9					14	15		9	9	1766	2			
449	52	10	41		1			51	48	1	5	4	2367	3	6333		
450	25	14	11					25	22		2	1	2847	3	4666		
451	10	8	2		1			10	9		1	1	2233	6	4357		
452	12	9	3					12	11		1	1		7	4071		
453	48	22	25		1			47	44	1	4	6	1553	14			

<sup>1</sup>For renter - occupied dwelling units and vacant nonseasonal not dilapidated units, for rent.  
<sup>2</sup>For owner - occupied dwelling units and vacant nonseasonal not dilapidated units, for sale only.

HOUSING—BLOCK STATISTICS

Table 3.—CHARACTERISTICS OF HOUSING FOR WARDS, BY BLOCKS: 1950—Con.

Ward	Block	All dwelling units by occupancy and tenure					All dwelling units by condition and plumbing facilities			Occupied dwelling units			Contract monthly rent <sup>1</sup>		Value <sup>2</sup> of one-dwelling-unit structures			
		Total	Owner occupied	Renter occupied	Vacant non-seasonal not dilap., for rent or sale	Other vacant and non-resident	Number reporting	No private bath or dilap.	No running water or dilap.	Total	Persons per room		Number reporting	Average monthly rent (dollars)	Number reporting	Average value (dollars)		
											Number reporting	1.51 or more					Occupied by non-white	
3	454	102	55	43	3	1	101	73	33	98	98	17	79	4	25.59	46	2,554	
	455	13	11	1		1	13	2	2	12	12		3	1		10	3,840	
	456	22	17	5			22	9	1	22	22		5	5	23.00	13	2,507	
	457	9		8		1	9	4	4	8	8		3	8	32.00			
	458	17	9			1	17	12	9	16	16		3	7	16.71	9	2,644	
	459	1																
	461	10	7	3			10	1		10	10			3	40.33	6	7,566	
	462	24		13	1		24	4		23	23		4	14	35.71	10	5,250	
	463	22	15	7			21	4		22	22			7	36.85	7	4,571	
	464	15	7	7	1		14	2	1	14	14		1	6	39.00	1		
	466	34	14	16	1	3	32	12	5	30	29	1	16	5	69.37	9	6,077	
	467	27	12	14	1		27	9		26	26	4	14	18	42.00	8	5,350	
	469	44	24	17	2	1	44	13	2	41	41	1	18	16	46.38	16	5,682	
	471	14	8	6			14	5		14	14		6	7	43.16	7	6,071	
	472	8	3	3	1	1	8	1	1	6	6	1	4	3	43.75	3	7,666	
	473	20	9	11	4		18	3	1	20	20		10	6	48.50	6	5,250	
	474	9	4	4		1	8	2		8	8	1	4	4	46.25	3	7,000	
	475	26	11	13	2		26	4	1	24	23		4	3	46.25	3	7,000	
	476	16	8	7		1	16	5		15	15		1	15	51.00	8	10,250	
	477	11	5	4		2	11	2		9	9	1	4	4	51.25	4	21,500	
	478	10	5	4			10	2		10	10		4	4	33.75	6	5,250	
	479	9	5	3	1		9	3		8	8		3	3	46.66	6	9,083	
	481	15	9	6			15	9		14	15	1	6	6	50.50	7	7,428	
	482	13	9	5		1	13	3		12	12		3	3	50.00	9	8,611	
	483	9	4	5			9	2		9	9		5	3	60.00	3	36,333	
	484	37	25	11	1		35	8		36	35		11	11	53.00	2	7,545	
	485	35	20	14	1		35	5	1	34	34	2	15	11	54.53	11	9,230	
	486	28	15	8	2	3	28	5	1	23	23		9	9	42.55	11	14,936	
	487	21	7	14			21	2		21	21		14	4	49.64	4	8,575	
	488	11	7	3		1	11	1		10	10		3	3	43.33	7	9,428	
	489	14	3	11			14	2		14	14		10	10	35.80	3	9,666	
	490	21	8	13			21	3	1	21	21	1	11	6	47.63	6	7,083	
	491	13	8	5		1	13	3	1	13	13		5	5	36.20	6	7,666	
	492	13	6	5	1		12	4	1	11	11	2	6	4	41.50	4	4,150	
	493	28	15	13		1	28	4		28	28	1	13	6	42.33	4	7,666	
	494	5	4	1			5	4		5	5		1	1	41.69	12	4,150	
	495	40	25	10	4	1	35	8	3	35	35		11	3	33.72	19	3,866	
	496	35	26	8	1		35	7	4	34	34		11	8	37.87	19	4,966	
	497	12	8	4			12	1		12	12		3	3	37.87	24	4,854	
	498	14	7	7			14	2	1	14	14	1	2	7	41.71	5	5,200	
	499	25	9	11	2	3	25	6	1	20	20	1	13	8	45.00	8	5,262	
	500	13	10	2	1		13	1		12	12	2	1	1	41.66	10	4,350	
	501	19	8	10		1	19	9	1	18	18	1	9	6	35.11	8	5,400	
	502	22	16	5	1		22	3		21	21		6	6	35.66	14	4,257	
	503	10	9	1			10	1		10	10		1	1	40.00	8	4,562	
	504	23	15	7	1		23	3	1	22	22		1	1	40.00	12	5,316	
	505	24	15	9			24	4		24	24		5	5	34.55	13	5,615	
	506	5		5			5			5	5		1	1	38.80	6	1,625	
	507	1					1			1	1							
	508	9	1	8			9	2		9	9	1	8	4	41.37	1		
509	11	9	2			11	1		11	11		1	1		9	5,611		
510	13	4	9			13	4	1	13	13		1	1	59.11	3	3,666		
512	20	7	11	2		20	14	6	18	18	5	1	3	31.38	5	3,000		
513	12	6	6			12	2		12	12		5	5	34.40	5	4,420		
516	19	6	13			19	2		19	19		1	1	60.00	2			
517	31	16	13		2	29	9		29	29		12	2	43.58	14	6,514		
518	17	10	6		1	17	2		16	16	1	12	6	45.00	6	5,016		
519	36	17	19			36	2		36	36	2	6	6	43.26	10	7,580		
520	26	17	8		1	25	3		25	25	1	9	14	50.42	14	8,857		
521	21	12	8		1	21	1		20	20		7	7	41.57	10	6,110		
522	21	16	4			21	1		20	20		4	4	46.25	16	8,187		
523	13	10	1		2	13	1		11	10		1	1	46.25	16	8,333		
524	29	17	8	3		29	2		25	25		9	9	45.88	15	8,200		
525	24	17	7		1	24	1		24	24		7	7	54.28	15	7,426		
526	1					1			1	1		4						
528	10	8	2			9	1	1	10	10	1	10	2		8	4,137		
529	11	9	2			11	5	1	11	11		1	1		8	5,625		
530	11	9	2			10	4	2	11	10	1	1	1		8	5,625		
531	9	5	4			8	5	2	9	9	2	1	1		8	7,750		
532	1					1			1	1		4	4	22.75	3	4,166		
533	11	9	2			11	3		11	11		1	1		9	6,444		
534	15	9	5		1	15	5		14	14	1	11	2		9	6,444		
535	12	7	5			12	5		12	12	1	5	5	28.20	9	6,111		
536	9	9				9	1		9	9		4	4	29.50	9	4,250		
537	8	5	3			8	2	1	8	8		3	3	60.00	9	8,000		
538	11	8	3			11	2		11	11		2	2	44.00	5	6,400		
540	14	12	2			14	1		14	14		3	3	24.66	8	6,625		
541	10	9	1			10	1		10	10		2	2		11	7,336		
542	6	4	2			6	4		6	6		1	1		8	5,937		
543	1					1			1	1		6	6	32.83	5	8,000		
4	544	43	32	7		41	39	32	39	39		7	2	20.85	31	3,832		
545	13	12	1			13	11	6	13	13	5	1	1		12	2,525		

<sup>1</sup>For renter-occupied dwelling units and vacant nonseasonal not dilapidated units, for rent.  
<sup>2</sup>For owner-occupied dwelling units and vacant nonseasonal not dilapidated units, for sale only.

Table 3.—CHARACTERISTICS OF HOUSING FOR WARDS, BY BLOCKS: 1950—Con.

Ward	Block	All dwelling units by occupancy and tenure					All dwelling units by condition and plumbing facilities			Occupied dwelling units			Contract monthly rent <sup>1</sup>		Value <sup>2</sup> of one-dwelling-unit structures	
		Total	Owner occupied	Renter occupied	Vacant non-seasonal not dilap. for rent or sale	Other vacant and non-resident	Number reporting	No private bath or dilap.	No running water or dilap.	Total	Persons per room		Number reporting	Average monthly rent (dollars)	Number reporting	Average value (dollars)
											Number reporting	1.51 or more				
4	546	13	3	10					13	13	3	13	10	277.0	3	1,066
	547	14	3	11					11	11	2	11	2		9	2,688
	548	8		8	1	2			8	8	1	8	2		5	3,400
	549	7		7					7	7		7	2		3	7,733
	550	25	1	24					25	25	5	25	6	281.6	15	8,393
	551	48	2	46					48	48	4	48	21	288.5	20	4,340
	552	28	2	26					28	28		28	6	346.6	19	5,405
	553	18	1	17					18	17		17	6	525.0	6	7,916
	554	26	1	25					26	24	1	24	10	468.0	11	9,136
	555	35	1	34					35	35	1	35	13	510.0	18	8,311
	556	37	2	35					37	35		35	13	510.0	18	8,311
	557	34	1	33					34	32		32	15	481.3	14	8,235
	558	25	1	24					25	25	2	25	11	572.7	9	9,333
	559	56	4	52					54	54	1	54	19	462.1	26	9,384
	560	40	2	38					40	40	1	40	15	496.6	20	11,100
	561	22	2	20					22	19		19	11	510.0	6	4,950
	562	19	1	18					19	14		14	10	460.0	7	8,214
	563	24	1	23					24	22		22	7	498.5	14	8,500
	564	51	3	48					51	50	1	50	19	471.5	24	7,058
	565	23	1	22					23	23		23	8	437.5	12	9,000
	566	33	1	32					33	33		33	12	478.3	15	8,346
	567	8		8					8	8		8	2		5	7,000
	568	16	1	15					15	15		15	1		12	7,291
	569	11		11					11	11		11	3	303.3	10	5,410
	570	24	2	22					24	24	1	24	10	266.0	22	2,659
	571	27	1	26					27	23	3	23	23	29.78	21	2,657
	572	29	2	27					29	28	4	28	8	163.7	19	2,900
	573	28	1	27					28	27		27	7	254.2	18	2,122
	574	17	1	16					17	17	2	17	4	195.0	13	2,269
	575	17	1	16					16	16	5	16	9	248.8	7	1,828
	576	22	1	21					22	21	3	21	3		19	2,300
	577	22	1	21					22	21	3	21	3		19	2,300
	578	18	1	17					18	18	2	18	4	185.0	13	1,615
	579	31	1	30					31	30	7	30	20	214.5	10	1,510
	580	11	1	10					11	11	4	11	8	251.2	3	3,200
	581	1		1					1	1		1			3	3,500
	582	3	3						3	3	1	3	3		4	1,900
	583	11	8	3					11	9	3	9	1		4	1,900
	584	12	8	4					12	11		11	4	295.0	8	3,187
	585	29	1	28					29	27	5	27	9	242.2	16	3,400
	586	24	2	22					24	24	1	24	4	262.5	20	3,095
	587	12	1	11					11	11	1	11	3	316.6	4	5,125
	588	11	8	3					11	10		10	2		8	4,500
	589	22	1	21					22	22	1	22	4	462.5	16	7,587
	590	20	2	18					20	20		20	1		17	7,741
	591	10	1	9					10	10	3	10	3	533.3	4	6,623
	592	13	4	9					13	11	5	11	5	470.0	6	8,166
	593	15	1	14					15	15	5	15	5	496.0	3	7,566
	594	8	1	7					8	6	3	6	3	600.0	1	1,100
	595	5	1	4					5	4	2	4	2	541.6	2	2,600
	596	12	1	11					12	12	6	12	6		5	5,450
	597	11	1	10					11	11	1	11	6		5	7,660
	598	14	1	13					14	13	1	13	6	316.6	5	7,660
	599	9	2	7					9	9		9	1		6	10,333
	600	8	1	7					8	8		8	1		6	9,062
	601	9	8	1					9	8		8	1	550.0	3	7,033
	602	17	1	16					17	15		15	4	550.0	3	7,033
	603	10	5	5					10	10		10	4	550.0	3	7,033
	604	17	1	16					17	16		16	5	530.0	1	7,818
	605	25	2	23					25	23	1	23	7	525.7	16	9,275
	606	8	1	7					8	8		8	2		6	7,083
	607	15	6	9					15	14		14	3	428.8	6	7,625
	608	11	7	4					11	9		9	3	500.0	5	6,500
	609	11	4	7					11	11	1	11	7	342.8	4	4,950
	610	31	15	16					30	31	1	31	15	351.3	11	7,545
	611	12	7	5					12	12		12	4	450.0	5	5,260
	612	16	8	8					14	15	1	15	6	475.0	5	6,400
	613	2		2					2	2		2	2		4	7,875
	614	7	5	2					7	7		7	2		4	6,029
	615	32	2	30					32	32		32	8	375.0	17	6,029
	616	16	7	9					15	15		15	7	437.1	6	5,950
	617	42	2	40					41	41	1	41	14	445.7	22	7,931
	618	14	5	9					14	13		13	9	448.8	2	2,200
	619	16	6	10					14	15		14	9	414.4	4	6,250
	620	9	5	4					9	9		9	4	525.0	5	8,400
	621	14	1	13					14	13		13	1		11	8,400
	622	11	5	6					11	10		10	6	466.6	4	6,654
	623	15	1	14					15	14		14	8	403.7	2	5,000
	624	16	6	10					16	15		15	7	424.2	5	7,080
	625	6	1	5					6	6		6	1		1	7,200
	626	18	1	17					18	18		18	6		1	7,705
	627	18	1	17					18	18	6	18	16	257.5	15	5,034
	628	11	1	10					11	9		9	2		1	5,375
	629	9	2	7					9	9	1	9	1		8	3,875
	630	4	2	2					4	4		4	2		1	5,580
	631	9	5	4					9	9	2	9	4	155.0	5	2,860
	632	9	5	4					9	6	1	6	1	145.0	5	1,360
	633	9	5	4					9	6	2	6	2		4	4,000
	634	6	4	2					6	6		6	1		4	4,312
	635	10	8	2					10	10	1	10	3	156.6	9	3,555
	636	13	9	4					13	9		9	3		9	3,555

<sup>1</sup>For renter - occupied dwelling units and vacant nonseasonal not dilapidated units, for rent.  
<sup>2</sup>For owner - occupied dwelling units and vacant nonseasonal not dilapidated units, for sale only.

HOUSING—BLOCK STATISTICS

Table 3.—CHARACTERISTICS OF HOUSING FOR WARDS, BY BLOCKS: 1950—Con.

Ward	Block	All dwelling units by occupancy and tenure					All dwelling units by condition and plumbing facilities			Occupied dwelling units				Contract monthly rent <sup>1</sup>		Value <sup>2</sup> of one-dwelling-unit structures	
		Total	Owner occupied	Renter occupied	Vacant non-seasonal not dilap., for rent or sale	Other vacant and non-resident	Number reporting	No private bath or dilap.	No running water or dilap.	Total	Persons per room		Occupied by non-white	Number reporting	Average monthly rent (dollars)	Number reporting	Average value (dollars)
											Number reporting	1.51 or more					
4	637	21	14	6		1	20	13	8	20	20	3	20	6	1 0.5 0	13	2.45 3
	638	12	12				12	6	3	12	10	1	12			12	3.15 0
	639	3	1	2			3	2	1	3	3	1	3	2		1	
	640	18	15	2		1	17	14	5	17	17	1	17	2		15	2.65 3
	641	17	11	6			15	13	7	17	17	4	17	6	1 5.6 6	11	1.85 4
	642	5	4	1			5	5	4	5	5	1	5	1		2	
	643	1															
	644	7	6	1			6	6	4	7	7	2	7	1		5	4.08 0
	648	52	40	10		2	51	47	31	50	50	8	47	8	1 5.5 0	36	4.70 2
	649	7	6			1	7	7	6	6	6	6	6			5	4.60 0
	650	10	8	2			9	8	6	10	10	3	9	2		7	3.57 1
	651	20	14	3			20	18	13	20	20	1	20	5		9	3.64 4
	652	13	10	3			13	12	9	13	13	2	13	3		10	2.00 0
	653	23	8	15			20	15	7	23	23	4	23	1		7	2.78 5
	655	7	4	3			6	2	2	7	7	7	7	2		4	2.00 0
	656	8	4	4			8	2	2	8	8	3	8	4		4	2.50 0
	657	9	6	2		1	8	5	1	8	8	8	8	3		6	2.83 3
	658	11	6	2	1		11	2	2	10	10	1	10	3		8	3.47 7
	659	18	9	9		1	17	14	2	17	17	2	17	4		8	4.05 0
	660	7	2	4		1	6	4		6	6		6	9		2	
	661	7	7				7	2	1	7	7		7			6	3.08 3
	662	7	5	2			7	6	1	7	7		7			5	1.90 0
	663	14	12	2			14			14	14		14	2		12	8.33 3
	664	1															
	665	13	10	2	1		13	1		12	12	1	12	3		8	6.35 0
	666	13	9	4	1		13	2	1	12	12		12	5		4	5.75 0
	667	12	10	2			12	1		12	12		12	2		10	6.22 0
	668	17	11	6			17	9		17	17	1	17	6		11	6.95 4
	669	9	9				9	9		9	9		9	6		9	6.33 3
	670	16	8	6		2	15	4		14	12	1	14	6		5	5.00 0
	671	15	8	5	1	1	15	8		13	13		13	5		7	5.90 0
	672	15	7	7	1		15	2	2	14	14		14	8		6	6.00 0
	673	37	29	8			37	2	2	37	35		35	5		27	7.25 9
	674	25	20	5			25	1	1	25	25		25	5		19	7.03 6
	675	9	9				9			9	9		9	9		9	7.28 8
	676	26	23	2	1		26	1	1	25	24		24	2		21	7.68 0
	677	9	7	2			9	9		9	9		9	9		7	7.18 5
	678	14	9	4		1	14	2		13	13		13	4		7	6.14 2
	679	14	9	4			14	3	1	14	14		14	5		8	6.43 7
	680	10	10				10			10	10		10	5		10	6.60 0
	681	11	9	2			11	5	1	11	11		11	2		7	5.47 1
	682	16	12	2			16	7	2	16	16	1	16	3		8	5.18 7
	683	12	9	2	1		12	2		11	11	1	11	3		7	6.37 1
	684	8	6	1	1		8	8		7	7		7	4		4	8.10 0
	685	15	13	2			15	3		15	15		15	2		12	7.02 5
	686	25	22	3			25	5		25	25		25	3		22	7.54 5
	687	24	22	2			24	8		24	24		24	3		21	8.52 3
	690	8	4	4			8	4		8	8		8	2		4	3.25 0
	691	10	7	3		1	10	7	3	10	10	1	10	2		7	2.34 2
	692	10	9				10	5	4	9	9		9	9		9	2.43 3
	693	2															
	694	16	9	5		2	16	9	2	14	14	1	14	5		7	2.57 1
	695	10	9	1			10	7	2	10	10		10	1		7	3.05 4
	696	26	13	13			24	23	18	26	25	7	26	1		10	2.88 0
	697	6	5	1	1		6	5	1	5	5		5	1		3	7.66 6
	698	3	2			1	2	2	2	2	2		2	1		1	
	699	20	14	6			17	17	12	20	19	5	20	1		5	1.92 0
	700	12	7	5			12	12	8	12	12		12	3		10	2.96 0
	701	7	7				7	4	2	7	7		7	4		5	2.35 7
	702	84	70	10	1	3	84	68	56	80	76	21	80	9		7	2.55 9
	703	9	7	1		1	9	8	8	8	8		8	1		7	2.11 4
	704	18	11	7			17	16	14	18	18		18	1		10	2.15 0
	705	3	2	1			3	3		3	3		3	1		2	
	706	27	17	10			27	21	11	27	27		27	1		14	1.75 7
	707	41	30	11			41	17	4	41	41		41	1		26	2.50 3
	708	10	8	1		1	10	4	3	9	9		9	1		6	4.41 6
	709	9	7	2			9	5	1	9	9		9	2		7	2.50 0
	710	17	14	3			17	11		17	17		17	3		14	2.19 2
	711	2															
	712	16	13	2		1	16	16	11	15	15	2	15	2		13	1.96 1
	713	19	17	2			19			19	19		19	2		17	7.30 5
	714	22	19	3			22	16	4	22	22		22	3		19	7.37 8
	715	16	6	3	1		16	4	2	15	14	1	14	3		4	6.92 5
	716	4	3	1			4	1	1	4	4		4	1		3	6.83 3
	717	7	1	6			7	1	1	7	6		6	6		1	8.78 5
	718	8	8				8	8		8	8		8	4		2	
	719	5	3	2			5	5		5	5		5	2		7	
	720	22	14	5	1	2	22	12	2	19	16		16	4		11	7.04 5
	721	12	8	4			12	2		12	12	1	12	4		11	6.11 4
	722	17	17				16			17	16		16	4		15	6.41 3
	723	13	11	2			13			13	13		13	2		11	7.63 6
	724	20	16	4			20			20	20		20	2		16	6.43 7
	725	24	22	2			24	4		24	24		24	2		18	6.22 2
	726	17	15	2			17			17	17		17	2		13	6.19 2
	727	14	12	2			14			14	14		14	2		10	7.72 0
	728	13	12	1			13			13	13		13	2		12	8.55 8
	729	14	14				14			14	14		14	1		13	6.00 0

<sup>1</sup>For renter - occupied dwelling units and vacant nonseasonal not dilapidated units, for rent.  
<sup>2</sup>For owner - occupied dwelling units and vacant nonseasonal not dilapidated units, for sale only.

Table 3.—CHARACTERISTICS OF HOUSING FOR WARDS, BY BLOCKS: 1950—Con.

Ward	Block	All dwelling units by occupancy and tenure					All dwelling units by condition and plumbing facilities			Occupied dwelling units			Contract monthly rent <sup>1</sup>		Value <sup>2</sup> of one-dwelling-unit structures	
		Total	Owner occupied	Renter occupied	Vacant non-seasonal not dilap., for rent or sale	Other vacant and non-resident	Number reporting	No private bath or dilap.	No running water or dilap.	Total	Persons per room	Occupied by non-white	Number reporting	Average monthly rent (dollars)	Number reporting	Average value (dollars)
4	730	6	3	3			6		6	6	1				2	5,966
	731	7	7	1			7		7	7					2	4,900
	732	7	7				7		7	7					3	1,680
	734	8	5	3			8	8	6	8		8	13.66		3	1,133
	735	3	3				3	3	3	3	1				3	2,100
	736	6	5			1	6	6	4	5					5	2,200
	737	2					2			2	1	7			2	2,200
	738	7	5	2			7	2		7	1	7			1	2,400
	739	7	5	1		1	7	3	2	6	1	6			1	2,400
	740	6	5	1			6	3	1	6	1	6			1	2,400
	741	9	4	4		1	8	8	2	8	8	8	23.25		4	2,620
	742	12	10	1		1	12	10	10	11	11	4			1	1,828
	743	10	8	1	1		10	10	10	9	9	1			1	1,828
	744	1													4	5,250
	745	4	4				4	3	1	4	4	3			9	3,222
	746	18	12	5		1	18	16	16	17	17	2	18.00		1	
	747	3	1	2			3	2	2	3	3	3			1	
	748	2					2			2	2	1			2	
	749	6	3	3			6	6	6	6	4	6			3	2,500
	750	4	4				4	4	3	4	4	1			2	
	751	12	6	6			12	5	1	12	12	1	34.00		5	3,500
	752	7	6		1		7	1	1	6	6	4			5	2,100
	753	9	7	1	1		9	4	2	8	8	2			6	2,383
	754	10	10				10	7	4	10	10	2			10	3,100
	755	5	2	2		2	5	5	3	4	4	1			5	2,300
	756	8	5	1		1	8	8	8	6	6	5	38.00		2	
	758	11	3	7	1		11	1	1	10	10	2			8	6,287
	759	11	9	2			11			11	11	3	45.00		13	6,330
	760	17	14	3			17	1	1	17	17	9	47.22		10	7,980
	761	24	13	8	2	1	23	4	1	21	21	9			10	7,980
	762	20	16	3		1	19	1		19	19	3	51.66		16	7,062
	763	12	9	3			12	2		12	12	1	44.33		8	7,187
	764	18	13	4		1	18	2		17	17	4	45.00		12	7,625
	765	14	7	6	1		14	2		13	13	7	52.14		5	4,500
	766	8	5	3			8	2		8	8	3	47.66		3	6,666
	767	11	7	4			11	1		11	11	4	51.25		4	7,377
	768	5	3	2			5	1		5	5	1			6	5,800
	769	9	6	2		1	9	2		8	8	3	48.66		5	6,620
	770	15	8	7			14	4		15	15	8	42.28		5	6,620
	771	21	12	9			21	5	1	21	20	1	47.75		8	6,625
	772	3	2			1	3			2	1	2			2	
	773	3	1	2			3	2		3	3	2			1	
	774	128	118	10			127	1		125	124	10	30.97		15	8,266
	775	20	16	3			20	2		19	18	1	69.50		14	8,535
	776	27	20	5			27	2		25	25	4	54.83		19	8,842
	777	18	14	4			18	2		18	18	3	45.75		13	8,492
	778	18	14	4			18	2		18	18	4	58.33		19	8,815
	779	25	21	4			25	1		16	16	6	40.83		8	5,837
	780	16	9	7			16	6		16	16	1	36.00		1	
	781	7	4	3			7	1		7	7	3	26.66		9	5,866
	782	15	12	3		1	15	3	1	14	14	3			5	7,600
	783	8	5	3			8	3	1	8	8	3	78.33		5	7,600
	784	11	7	4		1	10	3		10	10	1	23.33		7	5,400
	785	10	8	2			10			10	10	2			3	6,000
	786	3	3				3			3	3				3	7,000
	787	6	5	1			6	6	5	6	6	1			5	2,500
	788	17	17				17	14	12	17	17	15	15.88		8	3,437
	789	8	7	1			8	7	4	8	8	2			2	2,320
	790	7	7				7	7	3	7	7	2			7	2,571
	791	11	7	4			11	6	3	11	11	11	25.75		6	3,083
	792	12	4	7		1	12	10	5	11	11	1	24.40		3	2,200
	793	10	9	1		1	10	4	1	9	9	2			9	2,477
	794	9	6	3			9	5	1	9	9	2			4	3,525
	795	1					1			1	1				2	
	796	6	2	3		1	6	6	5	5	5	2	19.00		5	1,920
	797	6	5	1			6	6	2	6	6	6			7	2,571
	800	10	6	4			10	7	2	10	10	10	26.00		8	2,350
	801	13	13				13	11	10	12	12	2	22.00		8	2,350
	802	15	12	3		1	15	10	7	14	14	3			11	3,045
	803	15	7	8			15	10	7	14	14	3			11	3,045
	804	26	18	7		1	25	3	1	25	24	6	48.33		15	6,760
	805	17	14	3			17	2		17	17	3	40.00		11	7,072
	806	22	16	6		4	22	1	1	17	17	2			14	4,935
	807	21	18	3			21	1		21	21	4	48.33		16	6,800
	808	22	18	4			22	1		21	21	4	43.75		15	6,933
	809	3	2	1		1	3	2	1	3	3	5	55.00		25	6,248
	810	23	14	7			23	2	2	21	19	12	38.20		12	5,600
	811	24	14	7			24	2	7	21	19	9	44.90		9	6,988
	812	22	14	7			22	2	7	22	22	1			7	7,428
	813	22	14	7		1	22	8		22	22	1	60.00		3	5,666
	814	7	4	3			7	7		7	7	6	54.16		1	
	815	16	9	7			16	7		16	16	7	47.57		7	8,642
	816	14	9	5			14	6		14	14	1	37.50		5	7,800
	817	11	6	5			11	3		11	11	6	45.60		6	6,550
	818	11	3	8			11	2	1	11	11	3	31.66		7	8,071
	819	9	6	3		4	9	3	2	8	8	8	65.69		4	7,525
	820	1	1				1	1		1	1	2			12	8,558
	821	5	5				5	1	1	5	5	3			3	7,666

<sup>1</sup>For renter - occupied dwelling units and vacant nonseasonal not dilapidated units, for rent.  
<sup>2</sup>For owner - occupied dwelling units and vacant nonseasonal not dilapidated units, for sale only.

HOUSING—BLOCK STATISTICS

Table 3.—CHARACTERISTICS OF HOUSING FOR WARDS, BY BLOCKS: 1950—Con.

Ward	Block	All dwelling units by occupancy and tenure					All dwelling units by condition and plumbing facilities			Occupied dwelling units			Contract monthly rent <sup>1</sup>		Value <sup>2</sup> of one-dwelling-unit structures	
		Total	Owner occupied	Renter occupied	Vacant non-seasonal not dilap., for rent or sale	Other vacant and non-resident	Number reporting	No private bath or dilap.	No running water or dilap.	Total	Persons per room		Number reporting	Average monthly rent (dollars)	Number reporting	Average value (dollars)
											Number reporting	1.51 or more				
4	822	24	14	9	1	23	2	1	23	23		10	4 22.0	13	8.407	
	823	3	2	1		3	1	1	3	3		1		1		
	825	4	4			4			4	4				2	11.750	
	826	11	3	8		9	2		11	11	2	8	4 65.0	4		
	827	31	18	12	1	29	2		30	30		13	50.46	17	8.205	
	828	13	5	7	1	13	4	1	12	12		8	43.12	4	6.500	
	829	13	7	6		13	1		13	13		6	43.83	6	5.833	
	830	18	15	3		16	1		18	18		3	41.33	13	6.884	
	831	21	15	6		18			21	18		4	50.50	10	7.120	
	832	22	12	10		20			22	21		9	43.11	8	6.062	
	833	11	9	2		11			11	11		2		6	5.450	
	834	9	8	1		9			9	9		1		7	7.812	
	835	8	7	1		8			8	8				7	6.142	
	836	8	7	1		7			8	8		1		6	4.916	
	837	22	15	1	1	20	6	3	16	15	1	2		12	4.458	
	838	4	2	2		4	1		4	4		2		2		
	839	16	15	1		16	16	7	16	16	1	4		15	1.826	
	840	34	23	11		34	30	20	34	34	5	3	20.80	22	2.668	
	842	11	8	3		11			11	11		3	60.00	8	6.062	
	843	15	11	4		15	2		15	15		4	34.25	10	4.520	
	844	8	8			8			8	8				7	8.214	
	845	13	8		1	13	1		12	12		3	59.33	9	6.866	
	846	22	17	4	1	19	4		19	19	1	14	51.85	7	8.571	
	847	3	2	1		3	1		3	3		1	41.72	10	1.3350	
	848	6	2	4		6	2		6	6		4	31.25	2		
	849	30	19	11		29	2	1	30	29	1	11	50.20	16	7.137	
	850	27	20	7		26	1		27	27	2	7	39.71	17	7.541	
	851	19	14	4	1	19	1		18	18		4	58.75	14	8.735	
	852	45	26	19		44	2	1	45	45	1	17	55.70	24	7.650	
	853	21	13	7	1	21	3		20	19		7	62.28	10	8.030	
	854	28	24	4		28	3		28	28	2	4	31.75	19	5.084	
	855	29	22	7		28	4		29	29	1	7	45.00	17	5.388	
	856	35	20	15		33	18	5	35	34	2	12	35.41	17	3.176	
	857	19	15	3		19	1		18	18		1		15	10.440	
	858	1														
	859	2														
	860	21	13	5	1	21	3	1	18	18	1	5	57.60	11	5.663	
	861	2														
	862	45	27	17	1	45	10	2	44	43		17	47.41	19	6.957	
	863	25	16	9		24	3	1	25	25	1	7	63.14	12	7.750	
	864	16	13	3		16			16	16		3	55.00	13	9.269	
	865	18	12	6		18	1		18	18		6	45.16	8	6.537	
	866	8	8			8		1	8	8				7	5.800	
	867	20	14	6		20	6	5	20	19	2	6	43.33	12	6.016	
	868	19	14	4	1	19	2		18	18		4	51.25	13	6.046	
	869	14	8	4	2	14	1		12	12		4	50.00	8	7.000	
	870	15	13	2		15			15	15		1		13	5.576	
	871	17	12	5		16	4	2	17	17	1	4	36.00	10	5.750	
	872	10	10			10	2	1	10	10	1			10	4.480	
	873	26	14	10	2	26			24	24		11	47.36	14	5.900	
	874	12	6	6		12	4	2	12	12		6	29.66	5	6.600	
	875	18	4	14		18	2	2	18	18	1	3	42.21	2		
	876	15	11	3		15	2		14	14	2	2		11	6.636	
	877	15	15		1	15	3	2	15	15				15	4.073	
	878	19	12	5	2	19	5	3	17	17		4	41.25	9	4.866	
	879	20	15	5		20	7		20	20	1	3	60.00	10	4.440	
	880	73	63	6	2	71	13	8	69	67	5	5	58.60	59	6.533	
	881	39	30	7	2	38	4		37	37		7	54.57	27	6.633	
	882	42	37	5		41	3		42	41	1	5	44.00	34	8.058	
	883	26	20	6		26	6	1	26	26	1	5	45.00	18	6.500	
	884	30	29	1		28			30	29	2			28	6.696	
	885	15	12	2	1	15	3	2	14	14	2	1		11	3.718	
	886	20	14	2	2	20	5		18	18		5	36.00	14	5.257	
	887	22	15	6	1	22	6	1	21	21	4	1	42.60	15	3.900	
	888	19	15	3		19	5	1	18	18		3	46.66	15	4.180	
	889	4	3	1	1	4			4	4		1		3	3.500	
	890	15	11	3		16	6	4	14	14	1	2		10	4.280	
	891	21	14	6	1	21	7	2	20	20		5	49.00	12	3.350	
	892	17	14	2		17	5	3	16	16	2	2		14	4.221	
	893	16	12	4		15	7	4	16	14		2		10	4.650	
	895	4	4			4			4	4				4	11.750	
	896	26	9	14	1	23	4	2	23	23	1	11	44.72	7	4.785	
	897	4	10	5	2	40			39	39		9	43.44	26	8.011	
	898	11	6			11			11	11	1	5	45.20	6	6.666	
	899	2														
	900	5	4	1		5			5	5		1		4	6.075	
	901	5	2		4	5			2	1				1		
	902	5	2		1	5		1	5	2				2		
	903	70	44	12	13	70	10	1	5	5		9	41.88	44	6.827	
	904	18	7	10	1	18	12	4	17	17	4	9	31.66	6	2.566	
	905	14	10	3		14	12	8	13	13	2	2		9	3.600	
	906	17	12	4	1	17	9		16	16		4	38.75	10	4.990	
	907	17	15	2		17	12	7	17	17	1	4		12	2.225	
	908	17	14	2	1	17	7	9	16	16		3	46.66	13	4.415	
	909	13	9	4		13	13	3	13	13		3	41.66	9	2.222	
	910	18	12	2	1	18	13		14	14		3		10	2.580	
	911	11	8	1	2	11	7		9	9		1		8	3.100	

<sup>1</sup>For renter - occupied dwelling units and vacant nonseasonal not dilapidated units, for rent.  
<sup>2</sup>For owner - occupied dwelling units and vacant nonseasonal not dilapidated units, for sale only.

Table 3.—CHARACTERISTICS OF HOUSING FOR WARDS, BY BLOCKS: 1950—Con.

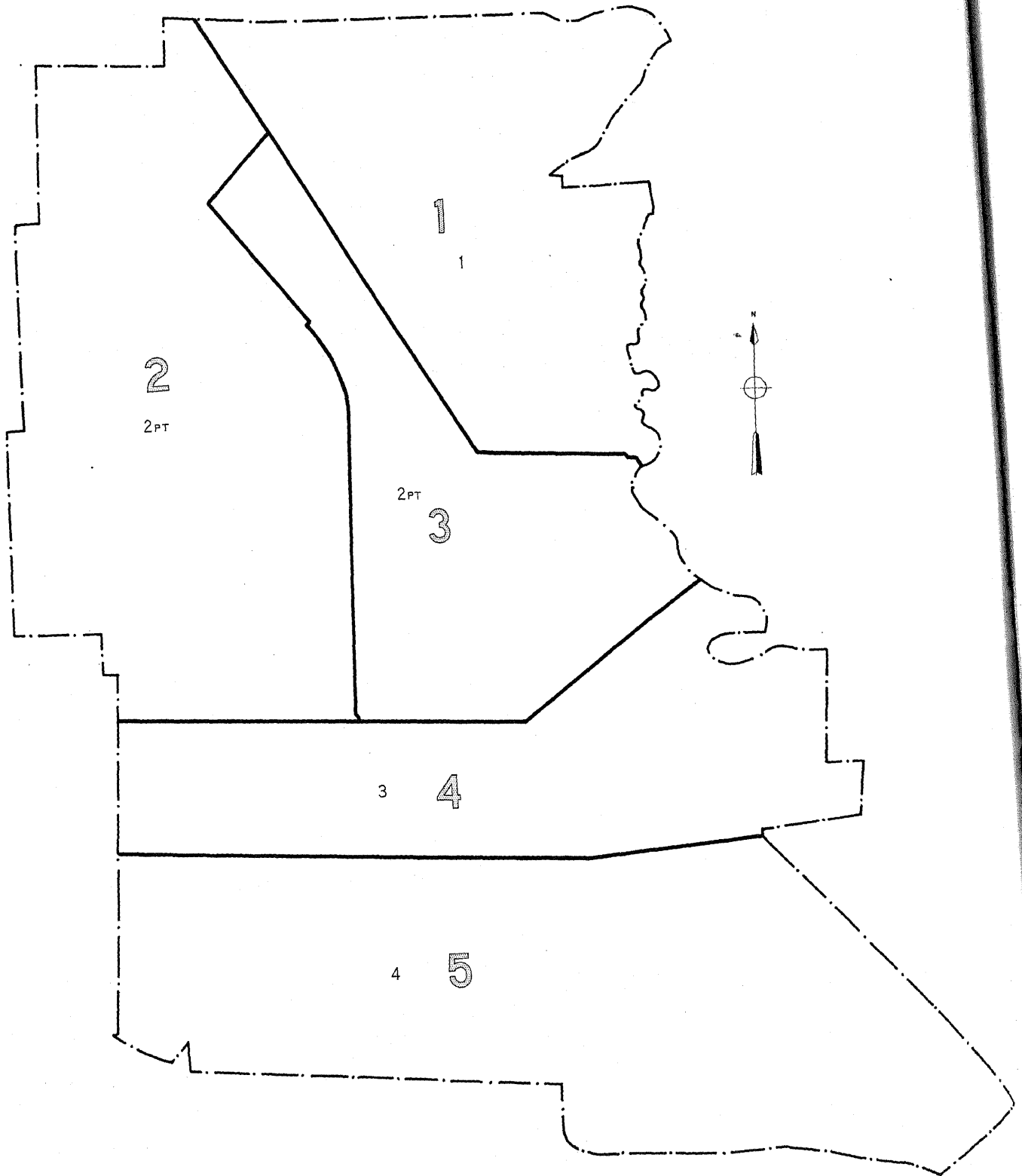
Ward	Block	All dwelling units by occupancy and tenure					All dwelling units by condition and plumbing facilities			Occupied dwelling units			Contract monthly rent <sup>1</sup>		Value <sup>2</sup> of one-dwelling-unit structures		
		Total	Owner occupied	Renter occupied	Vacant non-seasonal not dilap., for rent or sale	Other vacant and non-resident	Number reporting	No private bath or dilap.	No running water or dilap.	Total	Persons per room		Occupied by non-white	Number reporting	Average monthly rent (dollars)	Number reporting	Average value (dollars)
											Number reporting	1.51 or more					
4	912	5	3	1	1	5	5	1	4	4	2		1		2		
	913	4	4			3	2		4	4	1				2		
	914	13	8	4		13	3	1	12	12	2		4	42.50	7	6,428	
	915	20	15	5		20			20	20	1		4	53.75	11	5,272	
	916	13	6	5	1	13		9	11	11			5	39.00	4	5,750	
	917	4	4			4			4	4					4	11,375	
	918	15	15			15			15	15					15	8,000	
	919	22	19	2	1	22			21	21			2		19	7,794	
	920	11	9	1	1	11			10	10			1		8	7,812	
	921	53	37	14		51	15	12	51	50	2		13	37.15	30	5,383	
	922	10	4	6		10	6	6	10	10	3		6	33.00	4	5,250	
	923	5	2	2		4	2	2	4	4			2		2		
	924	8	3	5		8	5	1	8	8	1		2	30.00	3	4,666	
	925	6	1	3		6	2	2	4	4			2		1		
	926	42	36	3		41	15	4	39	39	3		3	27.00	32	4,400	
	927	8	7	1		8	8	8	8	7			1		6	1,850	
	929	12	5	6		12	6	5	11	11	1		1		3	6,000	

<sup>1</sup>For renter - occupied dwelling units and vacant nonseasonal not dilapidated units, for rent.  
<sup>2</sup>For owner - occupied dwelling units and vacant nonseasonal not dilapidated units, for sale only.

BEAUMONT, TEXAS  
 1950  
 TABLE 3



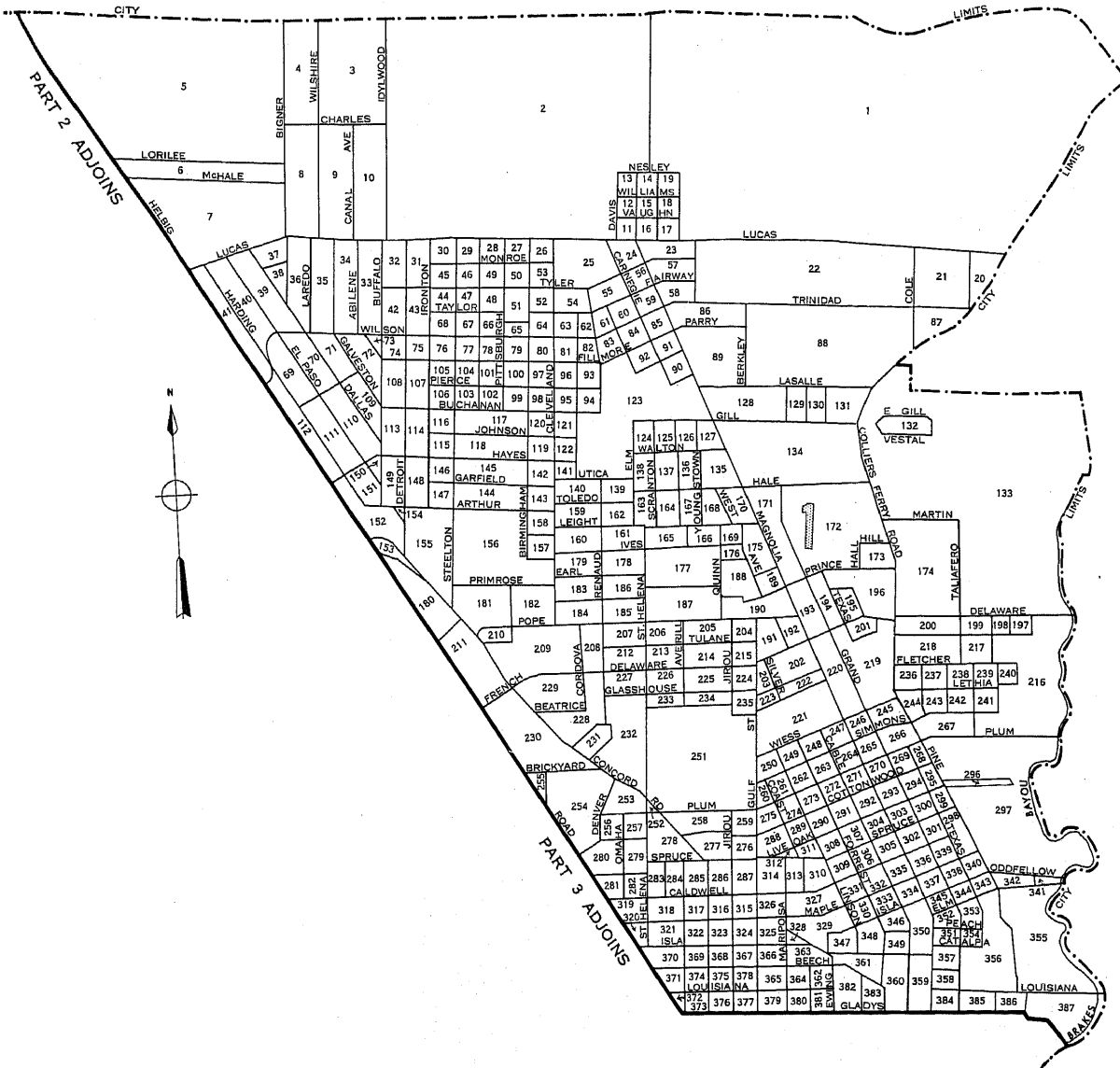
BEAUMONT, TEXAS, BY WARDS: 1950  
KEY MAP




LEGEND  
WARD NUMBER 9  
PART NUMBER 1

# BEAUMONT, TEXAS. BY WARDS AND BLOCKS: 1950

PART 1 OF 5 PARTS



SCALE IN FEET


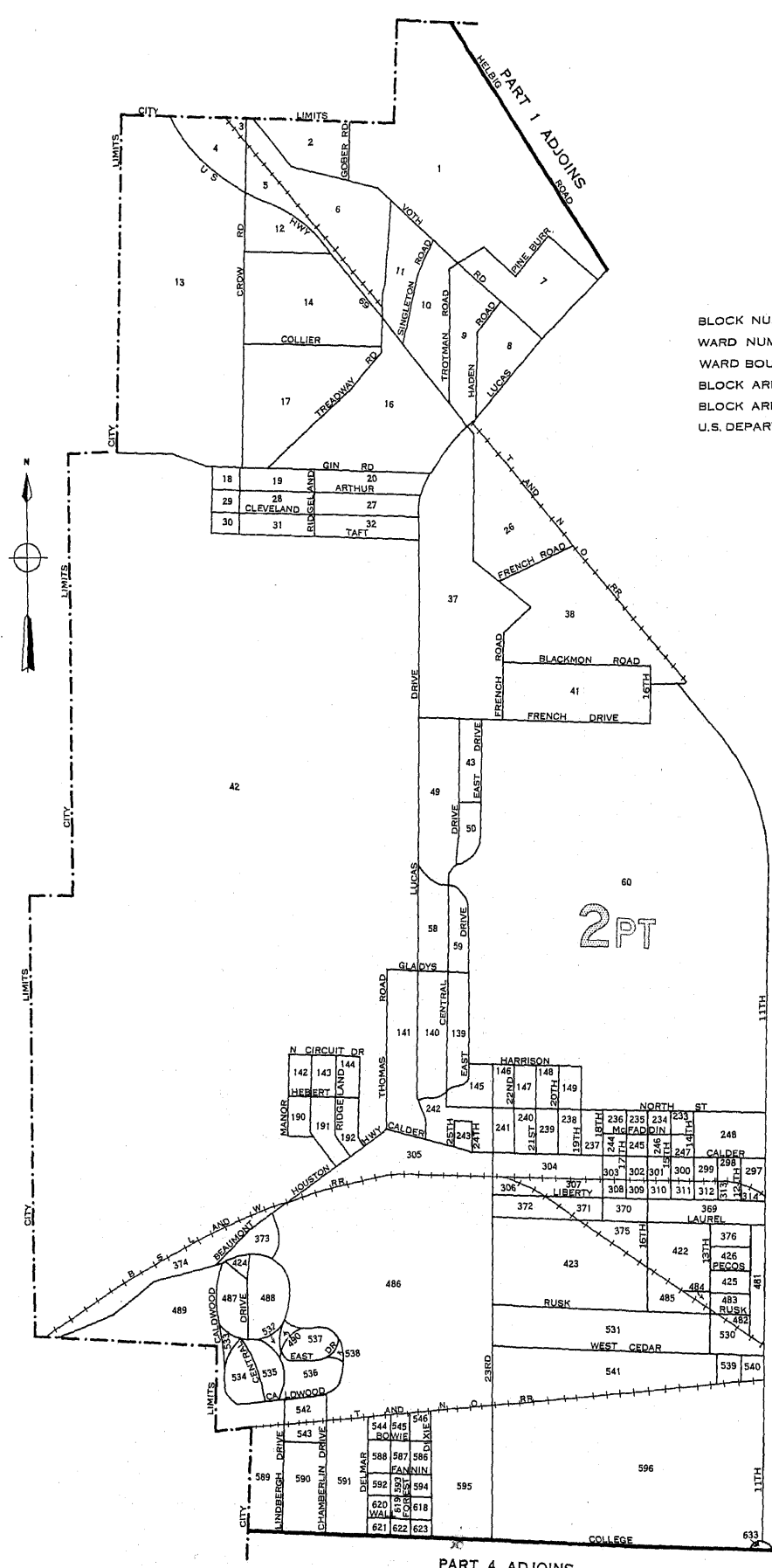


LEGEND

- BLOCK NUMBERS
- WARD NUMBERS
- WARD BOUNDARIES
- BLOCK AREA LETTERS
- BLOCK AREA BOUNDARIES
- U.S. DEPARTMENT OF COMMERCE, BUREAU OF THE CENSUS

25  
2  
A

BEAUMONT, TEXAS BY WARDS AND BLOCKS: 1950  
PART 2 OF 5 PARTS



LEGEND

- BLOCK NUMBERS
- WARD NUMBERS
- WARD BOUNDARIES
- BLOCK AREA LETTERS
- BLOCK AREA BOUNDARIES

U.S. DEPARTMENT OF COMMERCE, BUREAU OF THE CENSUS

25
2
A

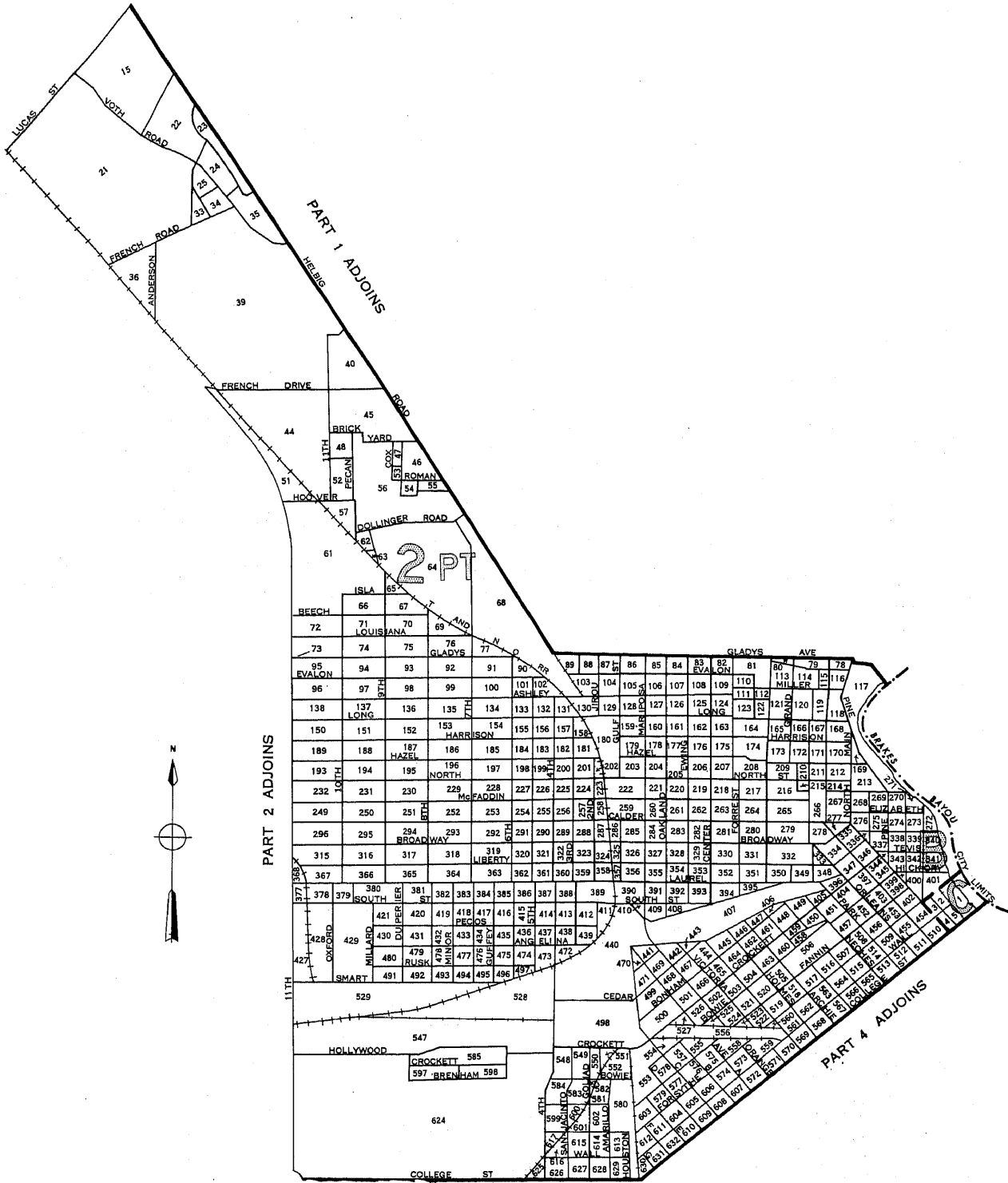
2PT

PART 3 ADJOINS

PART 4 ADJOINS

BEAUMONT, TEXAS. BY WARDS AND BLOCKS: 1950

PART 3 OF 5 PARTS



SCALE IN FEET

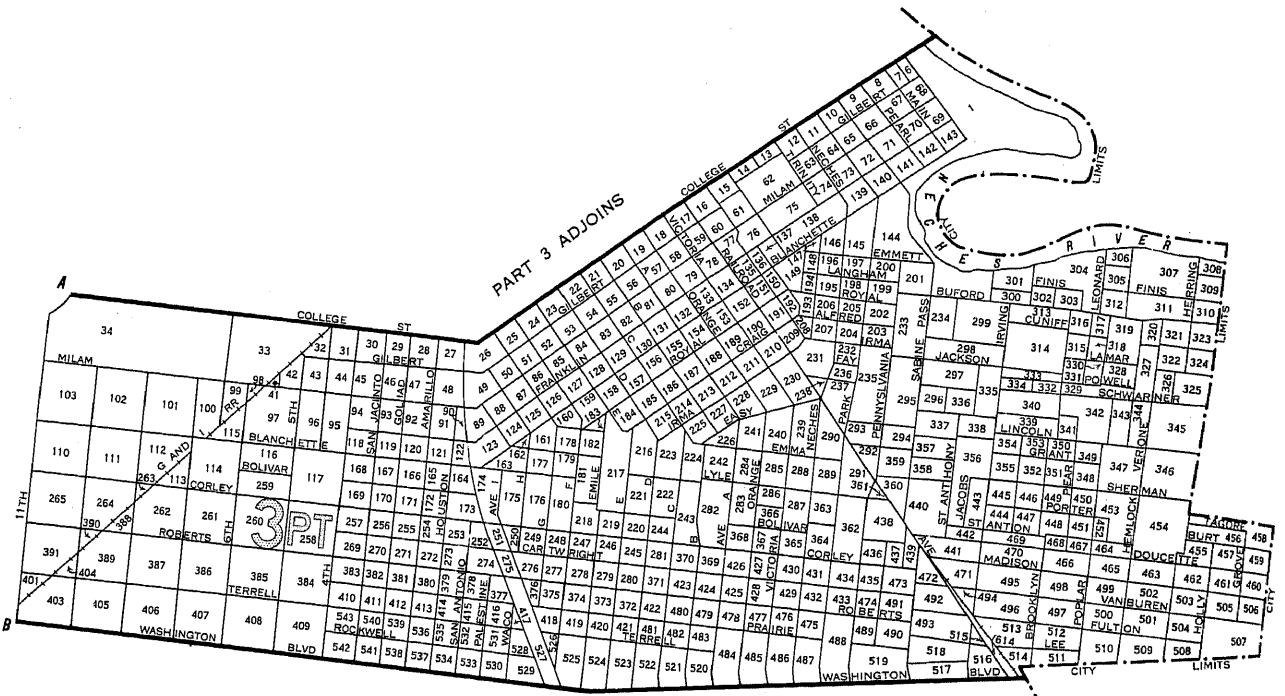


LEGEND

- BLOCK NUMBERS 25
- WARD NUMBERS 2
- WARD BOUNDARIES
- BLOCK AREA LETTERS A
- BLOCK AREA BOUNDARIES
- U.S. DEPARTMENT OF COMMERCE, BUREAU OF THE CENSUS

BEAUMONT, TEXAS. BY WARDS AND BLOCKS: 1950

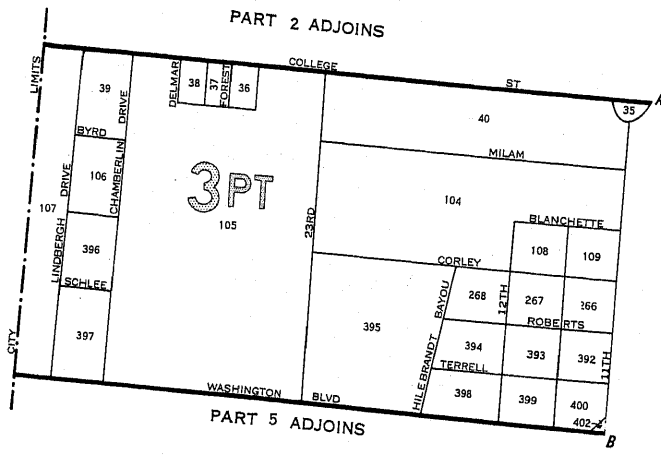
PART 4 OF 5 PARTS



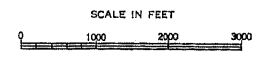
PART 5 ADJOINS



INSET



PART 5 ADJOINS



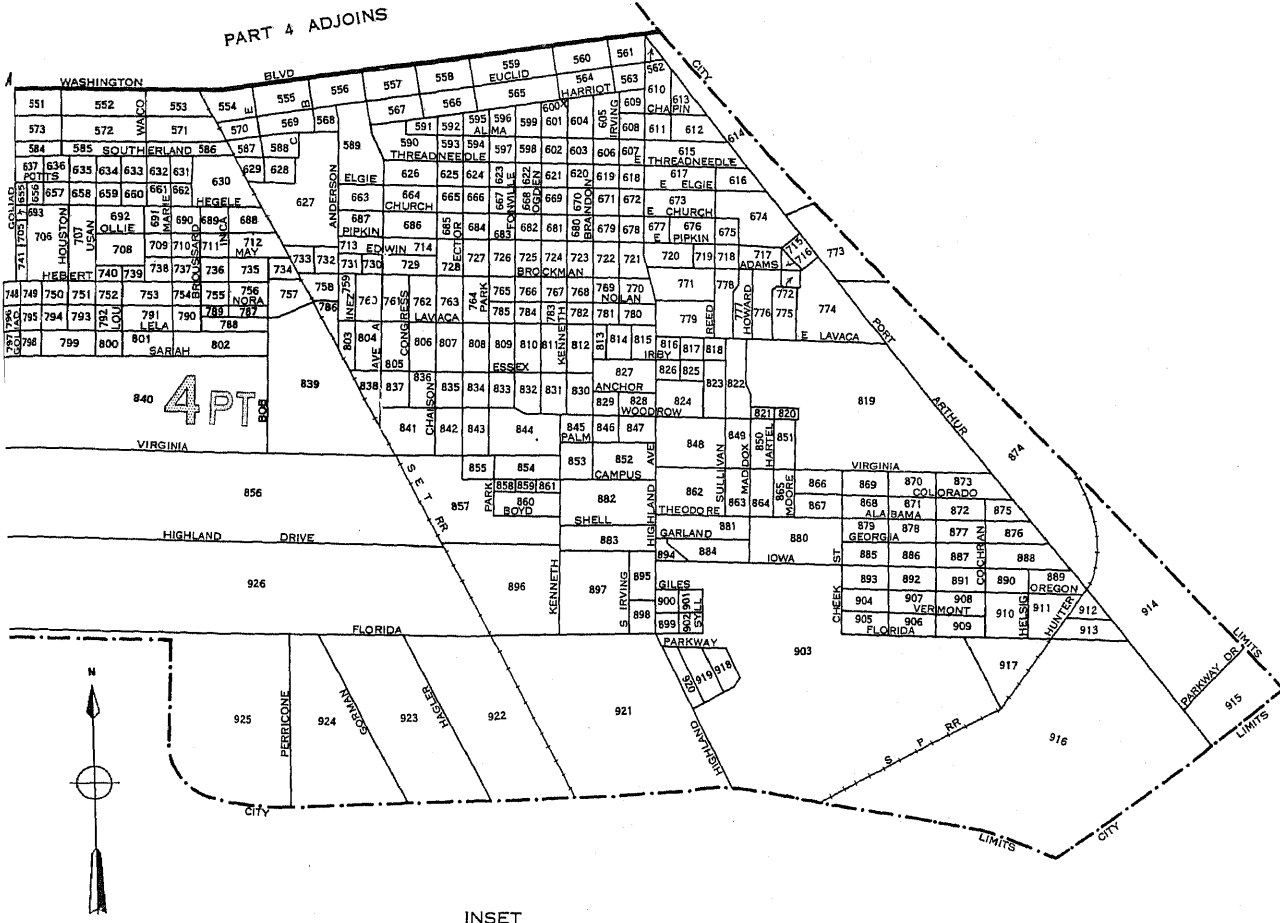
- LEGEND
- BLOCK NUMBERS
  - WARD NUMBERS
  - WARD BOUNDARIES
  - BLOCK AREA LETTERS
  - BLOCK AREA BOUNDARIES
  - U.S. DEPARTMENT OF COMMERCE, BUREAU OF THE CENSUS

25  
2  
A

# BEAUMONT, TEXAS. BY WARDS AND BLOCKS: 1950

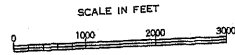
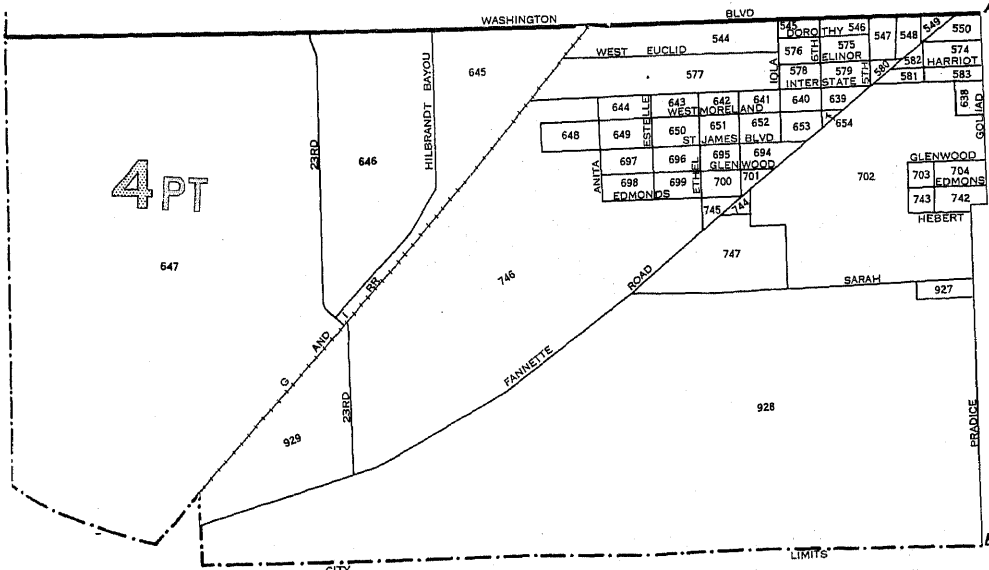
PART 5 OF 5 PARTS

PART 4 ADJOINS



INSET

PART 4 ADJOINS




LEGEND

- BLOCK NUMBERS
- WARD NUMBERS
- WARD BOUNDARIES
- BLOCK AREA LETTERS
- BLOCK AREA BOUNDARIES
- U.S. DEPARTMENT OF COMMERCE, BUREAU OF THE CENSUS

25  
2  
A

# 1950 UNITED STATES CENSUS OF HOUSING

U. S. DEPARTMENT OF COMMERCE • BUREAU OF THE CENSUS



**BERKELEY, CALIF.**

**BLOCK  
STATISTICS**

## U. S. CENSUS OF HOUSING: 1950

### Volume

- I General Characteristics
- II Nonfarm Housing Characteristics
- III Farm Housing Characteristics
- IV Residential Financing
- V Block Statistics

Housing statistics for census tracts are to be included in the Population reports on census tracts.

## U. S. CENSUS OF POPULATION: 1950

### Volume

- I Number of Inhabitants
- II Characteristics of the Population

Succeeding volumes will cover the following subjects:

Census Tracts, Nativity and Parentage, Nonwhite Population by Race, Persons of Spanish Surname, Institutional Population, Differential Fertility, Labor Force Characteristics, Occupation, Industry, Income, Internal Migration, Education, Characteristics of Families and Households.



**UNITED STATES CENSUS of HOUSING : 1950**  
U. S. DEPARTMENT OF COMMERCE      BUREAU OF THE CENSUS  
CHARLES SAWYER, Secretary      ROY V. PEEL, Director



**BLOCK STATISTICS**

**BERKELEY**  
**CALIFORNIA**


*Prepared under the supervision of*  
Howard G. Brunsman, Chief  
*Population and Housing Division*

1950 HOUSING CENSUS REPORT

VOLUME V, PART 17

UNITED STATES GOVERNMENT PRINTING OFFICE 1952

**BLOCKS • CENSUS TRACTS**





## BUREAU OF THE CENSUS

ROY V. PEEL, *Director*

A. ROSS ECKLER, *Deputy Director*  
HOWARD C. GRIEVES, *Assistant Director*  
CONRAD TAEUBER, *Assistant Director*  
MORRIS H. HANSEN, *Assistant Director for Statistical Standards*  
ROBERT Y. PHILLIPS, *Assistant Director for Operations*  
CALVERT L. DEDRICK, *Coordinator, International Statistics*  
FRANK R. WILSON, *Information Assistant to the Director*

### Population and Housing Division—

HOWARD G. BRUNSMAN, *Chief*  
WAYNE F. DAUGHERTY, *Assistant Chief for Housing*  
ROBERT B. VOIGHT, *Assistant Chief for Operations*  
HENRY S. SHRYOCK, JR., *Assistant Chief for Population*  
EDWIN D. GOLDFIELD, *Program Coordinator*

Quality and Equipment Statistics—Robert C. Hamer, *Chief*  
Inventory Statistics—Carl A. S. Coan, *Chief*  
Developmental Programs—J. Hugh Rose, *Chief*  
Residential Financing—Junia H. Honnold, *Chief*  
Territories and Possessions—Joel Williams, *Chief*  
Statistical Sampling—Joseph Steinberg, *Chief*  
Statistical Procedure—Morton A. Meyer, *Chief*  
Processing Operations—Milton D. Lieberman, *Chief*

Administrative Service Division—WALTER L. KEHRES, *Chief*  
Agriculture Division—RAY HURLEY, *Chief*  
Budget Officer—CHARLES H. ALEXANDER  
Business Division—HARVEY KAILIN, *Acting Chief*  
Field Division—LOWELL T. GALT, *Chief*  
Foreign Trade Division—J. EDWARD ELY, *Chief*  
Geography Division—CLARENCE E. BATSCHLET, *Chief*  
Governments Division—ALLEN D. MANVEL, *Chief*  
Industry Division—MAXWELL R. CONKLIN, *Chief*  
Machine Tabulation Division—C. F. VAN AKEN, *Chief*  
Personnel Division—HELEN D. ALMON, *Chief*

### SUGGESTED IDENTIFICATION

U. S. Bureau of the Census. *U. S. Census of Housing: 1950. Vol. V, Block Statistics, Part 17.*  
U. S. Government Printing Office, Washington, D. C., 1952

For sale by the Superintendent of Documents, U. S. Government Printing Office Washington 25, D. C.,  
or any of the Field Offices of the Department of Commerce - Price 15 cents

## PREFACE

This report presents statistics on characteristics of dwelling units by blocks for the city. The tabulations are based on data from the 1950 Census of Housing, taken as of April 1, 1950. Authorization for the 1950 Census of Housing as part of the Seventeenth Decennial Census was provided by the Housing Act of 1949, approved July 15, 1949.

The major portion of the information compiled from the 1950 Census of Housing appears in Volume I, *General Characteristics*; Volume II, *Nonfarm Housing Characteristics*; Volume III, *Farm Housing Characteristics*; Volume IV, *Residential Financing*; and Volume V, *Block Statistics*. Volume V consists of separate reports, issued as bulletins for each of the 209 cities which in 1940 or in a subsequent census had a population of 50,000 or more. These reports will not be bound into a single publication.

The subjects covered in both the 1950 and 1940 reports on characteristics of dwelling units by blocks are substantially similar.

This report was prepared under the direction of Howard G. Brunsman, Chief, Population and Housing Division, and Wayne F. Daugherty, Assistant Chief for Housing. Robert C. Hamer, Chief, Quality and Equipment Statistics Section, was in charge of coordinating the content and the format of the report with assistance from Carl A. S. Coan, Chief, Inventory Statistics Section; Floyd D. McNaughton, Chief, Equipment and Facilities Unit; Beulah Washabaugh, Chief, Tenure and Vacancy Unit; and Walter A. Hines. The compilation of the statistics was under the supervision of Robert B. Voight, Assistant Chief for Operations.

The collection of the information on which these statistics are based was under the supervision of Lowell T. Galt, Chief, Field Division. The geographic work, including the assignment of all block numbers and the preparation of maps, was under the supervision of Clarence E. Batschelet, Chief, Geography Division. The data were tabulated under the supervision of C. F. Van Aken, Chief, Machine Tabulation Division.

March 1952.

# BERKELEY, CALIF.

## CONTENTS

### INTRODUCTION

	Page		Page
General.....	1	Definitions and explanations—Continued	
Related reports.....	1	Condition and plumbing facilities.....	2
Census tracts.....	1	Persons per room.....	2
Use of data.....	1	Color of occupants.....	2
Comparability with 1940 Housing Census data.....	1	Contract monthly rent.....	2
Definitions and explanations.....	1	Value of one-dwelling-unit structures.....	2
Dwelling unit.....	1	Number reporting.....	2
Occupancy and tenure.....	2	Block identification.....	2

### TABLES

	Page
Table 1.—Characteristics of housing for the city: 1950.....	3
Table 2.—Characteristics of housing by census tracts: 1950.....	3
Table 3.—Characteristics of housing for census tracts, by blocks: 1950.....	4

Map of city, by blocks, appears following last page of tables.

# BLOCK STATISTICS

## INTRODUCTION

### GENERAL

Volume V of the Reports on Housing consists of a separate report for each of the 209 cities which in 1940, or in a subsequent census prior to 1950, had a population of 50,000 or more. Each report presents for the city, by blocks, tabulations for a limited number of subjects obtained in the Census of Housing. The subjects in these reports are similar to those in the block statistics supplements to Volume I of the reports of the 1940 Census of Housing. The subjects in this report present the number of dwelling units classified by occupancy and tenure, condition and plumbing facilities, persons per room, color of occupants, average contract monthly rent of renter-occupied and selected vacant units, and the average value of one-dwelling-unit owner-occupied and selected vacant structures. In table 1, the statistics for these subjects are summarized for the city. Table 2 contains the statistics for census tracts. In table 3, the data are presented by blocks within census tracts. Maps identifying the location of each block and the census tract boundaries are a part of this report.

**Related reports.**—Related statistics for this city are contained in the Reports on Housing, Volume I, *General Characteristics*; and in the Reports on Population, Volume I, *Number of Inhabitants*, and Volume II, *Characteristics of the Population*.

The Reports on Housing for each State in Volume I present data on the characteristics of dwelling units for the State by residence (urban, rural nonfarm, and rural farm), for standard metropolitan areas, urbanized areas, counties, for urban places, places of 1,000 to 2,500 inhabitants, and rural-nonfarm and rural-farm dwelling units for each county. Each report includes the following subjects: occupancy, tenure, race of occupants, type of structure, year built, condition and plumbing facilities, water supply, toilet and bathing facilities, number of rooms, number of persons, persons per room, electric lighting, heating equipment, heating and cooking fuels, refrigeration equipment, kitchen sink, radio, television, and, for nonfarm units, the contract monthly rent, gross monthly rent, and value of one-dwelling-unit structures.

Volume I of the Reports on Population shows the 1950 population of each county and of each minor civil division within the county. It also contains figures for each incorporated place, for each unincorporated place with 1,000 or more inhabitants, and for incorporated places of 5,000 or more by wards. A special series of tables presents data for each urbanized area giving the incorporated places and portions of minor civil divisions within it.

Volume II of the 1950 Population Reports contains statistics on the general characteristics of the population. Chapter A of this volume repeats the figures on number of inhabitants as shown in Volume I; Chapter B presents demographic, economic, and social characteristics of the population; and Chapter C gives more detailed cross-classifications for States and large cities and standard metropolitan areas.

**Census tracts.**—Census tracts are small areas into which certain large cities have been subdivided for statistical and local administrative purposes. In most cases the tracts are permanently established, so that comparison may be made from census to census. The boundaries of tracts are established so as to include approximately equal numbers of inhabitants or equal areas; and each tract is designed to represent an area that is fairly

homogeneous in population characteristics. Although the tracted areas of some cities extend into the suburbs, the data shown in this report are restricted to the tracts within the corporate limits of the city.

**Use of data.**—The tabulation of housing characteristics for areas as small as city blocks provides descriptive material of considerable value for technical studies of housing in the city. The statistics will be useful in compiling totals for special types of areas that may be defined to meet the requirements of individual investigators. Users of the data should bear in mind that in practically all cases the data for a given block represent the work of only one enumerator. Consequently, housing characteristics for blocks are subject to a wider margin of error than is to be expected in the figures for tracts or wards which represent returns made by a number of enumerators. Misinterpretation of instructions by one enumerator may cause a significant bias in the statistics for a block even though it may have a negligible effect upon the figures for larger areas. In particular, the enumeration of "condition" depended to a considerable extent upon the judgment of the individual enumerator. Also, failure to indicate the correct block number for a significant number of dwelling units may introduce errors into the block data.

**Comparability with 1940 Housing Census data.**—In the 1940 Census of Housing, reports entitled "Block Statistics" were issued as supplements to the first series of Housing bulletins. These supplements consisted of separate reports for each of the 191 cities which had 50,000 inhabitants or more in 1930.

In the 1950 reports, the block numbers used are different, in most cases, from those used in the 1940 reports. Therefore, to compare 1940 and 1950 data for a given block, it is necessary to locate the block on the maps to obtain the corresponding 1940 and 1950 block numbers.

The subjects in both the 1940 and 1950 reports are substantially similar. However, data on number of structures, year built, and mortgage status have been omitted from the 1950 report. Furthermore, in the 1940 reports average contract or estimated monthly rent was reported for all dwelling units while in 1950 average contract monthly rent is reported for some, and average value for other, dwelling units.

### DEFINITIONS AND EXPLANATIONS

More detailed and complete definitions are presented in Volume I of the Housing Reports.

**Dwelling unit.**—In general, a dwelling unit is a group of rooms or a single room, occupied or intended for occupancy as separate living quarters, by a family or other group of persons living together or by a person living alone.

A group of rooms, occupied or intended for occupancy as separate living quarters, is a dwelling unit if it has separate cooking equipment or a separate entrance. A single room, occupied or intended for occupancy as separate living quarters, is a dwelling unit if it has separate cooking equipment or if it constitutes the only living quarters in the structure. Also, each apartment in a regular apartment house is a dwelling unit even though it may not have separate cooking equipment. Excluded from the dwelling unit count are large rooming houses, institutions, dormitories, and transient hotels and tourists courts.

In the 1940 Census, a dwelling unit was defined as the living quarters occupied or intended for occupancy by one household.

A household consisted of a family or other group of persons living together with common housekeeping arrangements; or a person living entirely alone. However, the enumerator was not explicitly instructed to define rooms as dwelling units on the basis of cooking equipment or separate entrance.

The number of dwelling units in the 1950 Census may be regarded as comparable with the number of dwelling units in the 1940 Census. Some living quarters may have been classified as separate dwelling units in the one census and not in the other. Further, in the 1950 Census, living quarters with five or more lodgers were not tabulated as dwelling units; generally, such quarters were included in the 1940 dwelling unit count. However, the net effect of these changes is probably small.

**Occupancy and tenure.**—Dwelling units are classified by occupancy and tenure into four groups: owner-occupied; renter-occupied; vacant nonseasonal not dilapidated, for rent or sale; and other vacant and nonresident. A dwelling unit is classified as owner-occupied if it was owned wholly or in part by the head of the household or by some related member of his family living in the dwelling unit. All other occupied units are classified as renter-occupied whether or not cash rent was actually paid for living quarters. Rent-free units and living accommodations received in payment for services performed are thus included with the renter-occupied units.

A dwelling unit is considered vacant if no persons are living in it at the time of enumeration. New units not yet occupied were enumerated as vacant dwelling units if construction had proceeded to the extent that all the exterior windows and doors were installed and final usable floors were in place. The classification "Vacant nonseasonal not dilapidated, for rent or sale" is descriptive of the vacant dwelling units reported in this classification. "Other vacant and nonresident" units include all dilapidated and seasonal vacant units as well as the not dilapidated units which were not for rent or sale.

Because of changes in enumeration procedures, the counts of total vacant units in 1940 and 1950 are not strictly comparable. In 1940, vacant units were enumerated if they were habitable; units uninhabitable and beyond repair were excluded from the enumeration. In 1950, units were included regardless of condition if they were intended for occupancy as living quarters. Therefore, no comparison should be made between the data on "vacant nonseasonal not dilapidated, for rent or sale" units from the 1950 Census and data in the 1940 Census reports.

In both censuses, dwelling units occupied entirely by non-residents were included with vacant units not for rent or sale. Trailers, tents, houseboats, and railroad cars which were vacant were excluded from the dwelling unit inventory in both 1950 and 1940.

**Condition and plumbing facilities.**—Data on condition of a dwelling unit are shown in combination with data for selected plumbing facilities and are, therefore, limited to units for which both condition and plumbing facilities are reported. Plumbing facilities include water supply, toilet facilities, and bathing facilities.

The category "with private bath" includes those dwelling units reported with both a flush toilet and a bathtub or shower inside the structure for the exclusive use of the occupants of the unit. The category "no private bath" includes those dwelling units not having private flush toilet or not having private bathing facilities. The "no running water" category includes units with only piped running water outside the structure or with only other sources such as a hand pump.

A dwelling unit is "dilapidated" when it is run-down or neglected, or is of inadequate original construction, so that it does not provide adequate shelter or protection against the elements or it endangers the safety of the occupants.

**Persons per room.**—The number of persons per room has been computed for each occupied dwelling unit by dividing the number

of persons in the dwelling unit by the number of rooms in the dwelling unit. All persons enumerated in the Population Census as members of the household (including lodgers, servants, and other nonrelated persons) are counted in determining the number of persons that occupy the dwelling unit. The number of rooms in the dwelling unit includes all rooms available for living quarters throughout the year. Not counted as rooms are bathrooms, closets, pantries, halls, screened porches, and unfinished rooms in the basement and attic.

**Color of occupants.**—Occupied dwelling units are classified by color of head of household according to the definition used in the 1950 Census of Population. The group designated as "non-white" consists of Negroes, Indians, Japanese, Chinese, and other nonwhite races. Persons who are not definitely Indian or of other nonwhite race are classified as white.

**Contract monthly rent.**—Contract monthly rent is the rent, at the time of enumeration, contracted for by the renter regardless of whether it includes furniture, heating fuel, electricity, cooking fuel, water, or personal services.

Monthly rent for vacant dwelling units is the amount asked for the dwelling unit at the time of enumeration. The average monthly rent relates to renter-occupied dwelling units and vacant nonseasonal not dilapidated units for rent. Dwelling units which are occupied "rent-free" are not included with the units reporting rent.

**Value of one-dwelling-unit structures.**—Average value is shown for owner-occupied dwelling units and vacant nonseasonal not dilapidated units which are for sale only. Value is shown only if the unit is in a one-dwelling-unit structure without business and if it is the only dwelling unit included in the property. The value represents the amount for which the owner estimates that the property, including such land as belongs with it, would sell under ordinary conditions and not at a forced sale. For vacant units, value is the sale price asked by the owner.

**Number reporting.**—Occupancy and tenure are reported for all dwelling units, and color of occupants is reported for all occupied units. The corresponding distributions for these subjects in table 1 are based on all dwelling units and on occupied units, respectively. For all other subjects, the distributions are based on the units for which the specific characteristics are reported, that is, the "Number reporting."

The number of dwelling units for which the enumerator obtained no report on a particular item is shown for the city totals only; however, the number "not reported" can easily be derived for each area in tables 2 and 3 by subtracting the number reporting from the total number of dwelling units (or total occupied).

**Block identification.**—A map or series of maps is included in this report showing block numbers for each block, number and letter designations for tracts, and the names of principal streets.

Blocks are identified by serial numbers, a separate series of numbers being used for each tract. Thus, the location of each block for which data are presented in table 3 may be determined by referring to the tract and block number shown on the map. Similarly, data for a specific block may be located in the table by reference to the map for identification numbers of the tract and block.

If no dwelling units are reported for a block, the block number is not listed in table 3, although it is shown on the map. Dwelling units for which the block number was not reported are indicated in the table by the symbol "NR." Detailed data are not shown for such dwelling units, nor for blocks containing fewer than three dwelling units. Average monthly rent is not shown when the monthly rent was reported for fewer than three dwelling units. Average value is not shown when the value of one-dwelling-unit properties was reported for fewer than three dwelling units. All dwelling units are included, however, in the statistics for the city and for each tract.

Table 1.—CHARACTERISTICS OF HOUSING FOR THE CITY: 1950

Subject	Number	Percent	Subject	Number	Percent
<b>OCCUPANCY AND TENURE</b>			<b>PERSONS PER ROOM</b>		
All dwelling units.....	37,460	100.0	Occupied dwelling units.....	36,527	...
Owner occupied.....	17,400	46.4	Number reporting.....	36,199	100.0
Renter occupied.....	19,127	51.1	1.50 or less.....	35,625	98.4
Vacant nonseasonal not dilapidated, for rent or sale.....	539	1.4	1.51 or more.....	574	1.6
Other vacant and nonresident.....	394	1.1	Not reported.....	328	...
<b>CONDITION AND PLUMBING FACILITIES</b>			<b>CONTRACT MONTHLY RENT</b>		
All dwelling units.....	37,460	...	Renter-occupied, and vacant nonseasonal not dilapidated units, for rent—Number reporting.....	18,624	...
Number reporting.....	36,933	100.0	Total contract monthly rent..... dollars.....	925,685	...
With private bath, not dilapidated.....	34,873	94.4	Average monthly rent..... dollars.....	49.70	...
No private bath, with running water, not dilapidated.....	1,210	3.3	<b>VALUE OF ONE-DWELLING-UNIT STRUCTURES</b>		
No running water or dilapidated.....	850	2.3	Owner-occupied, <sup>1</sup> and vacant nonseasonal not dilapidated units, for sale only—Number reporting.....	13,924	...
Condition or plumbing facilities not reported.....	527	...	Total value or sale price..... dollars.....	181,157,300	...
No private bath or dilapidated.....	2,060	5.6	Average value..... dollars.....	13,010	...
<b>COLOR OF OCCUPANTS</b>					
Occupied dwelling units.....	36,527	100.0			
White.....	31,967	87.5			
Nonwhite.....	4,560	12.5			

<sup>1</sup> Restricted to 1-dwelling-unit properties.

Table 2.—CHARACTERISTICS OF HOUSING BY CENSUS TRACTS: 1950

Census tract	All dwelling units by occupancy and tenure					All dwelling units by condition and plumbing facilities			Occupied dwelling units				Contract monthly rent <sup>1</sup>		Value <sup>2</sup> of one-dwelling-unit structures	
	Total	Owner occupied	Renter occupied	Vacant nonseasonal not dilap., for rent or sale	Other vacant and nonresident	Number reporting	No private bath or dilap.	No running water or dilap.	Total	Persons per room		Occupied by non-white	Number reporting	Average monthly rent (dollars)	Number reporting	Average value (dollars)
										Number reporting	1.51 or more					
TOTAL	37460	17400	19127	539	394	36933	2060	850	36527	36199	574	4560	18624	49.70	13924	13010
1-A	2246	655	1537	35	19	2217	117	62	2192	2174	97	827	1533	37.46	519	7406
1-B	1324	591	695	14	24	1305	239	174	1286	1274	58	237	666	39.25	406	7010
2-A	895	553	333	5	4	879	41	10	886	876	32	611	322	42.90	436	8728
2-B	1494	693	763	20	18	1477	149	38	1456	1443	68	1144	750	44.10	442	8149
2-C	1165	644	490	22	9	1144	78	21	1134	1128	41	716	465	46.04	505	8752
2-D	1053	715	312	13	13	1037	28	18	1027	1024	17	449	304	44.18	640	9435
3-A	2265	757	1406	72	30	2229	196	85	2163	2148	36	136	1412	42.37	498	9411
3-B	1454	492	919	20	23	1434	47	7	1411	1400	7	13	910	51.46	326	11217
3-C	1967	622	1307	27	11	1939	118	16	1929	1915	11	13	1275	52.19	386	14078
3-D	1620	749	843	17	11	1593	41	5	1592	1575	3	8	816	58.79	599	19570
3-E	621	515	102	3	1	608	4	2	617	598	3	2	89	80.82	475	24613
4-A	1401	725	639	21	16	1395	35	16	1364	1356	22	22	614	46.45	615	8380
4-B	1692	738	919	18	17	1659	89	41	1657	1645	23	75	894	46.13	570	9001
4-C	2139	1195	885	31	28	2117	104	40	2080	2067	19	47	856	49.85	955	10230
4-D	1156	729	400	15	12	1148	25	8	1129	1123	14	47	389	50.73	638	9192
4-E	1784	932	813	23	16	1754	49	12	1745	1726	11	119	785	51.00	796	10550
5-A	846	84	742	7	13	808	183	39	826	814	17	14	716	43.11	26	11469
5-B	3559	452	3006	64	37	3525	204	90	3458	3430	47	34	2937	54.51	225	20513
5-C	1168	669	473	11	15	1150	27	10	1142	1125	10	9	450	64.91	546	18726
5-D	1190	469	679	19	23	1166	105	55	1148	1137	15	5	656	50.87	305	11650
5-E	1457	272	1128	36	21	1436	145	81	1400	1382	12	31	1114	52.47	132	11580
6-A	605	497	101	3	4	595	1	1	598	591	1	1	89	76.26	478	15044
6-B	919	670	227	10	12	911	17	9	897	888	4	4	209	66.96	580	16331
6-C	569	513	47	7	2	564	2	2	560	551	1	1	42	90.33	494	18812
6-D	1279	1138	120	14	7	1259	3	2	1258	1247	4	4	107	85.01	1072	19928
6-E	1592	1331	241	12	8	1584	13	7	1572	1562	2	2	224	62.80	1260	13683

<sup>1</sup>For renter-occupied dwelling units and vacant nonseasonal not dilapidated units, for rent.  
<sup>2</sup>For owner-occupied dwelling units and vacant nonseasonal not dilapidated units, for sale only.

HOUSING—BLOCK STATISTICS

Table 3.—CHARACTERISTICS OF HOUSING FOR CENSUS TRACTS, BY BLOCKS: 1950

[Detailed statistics not shown for blocks containing fewer than 3 dwelling units, nor for dwelling units not allocated by blocks (designated by NR)]

Census tract	Block	All dwelling units by occupancy and tenure					All dwelling units by condition and plumbing facilities			Occupied dwelling units				Contract monthly rent <sup>1</sup>		Value <sup>2</sup> of one-dwelling-unit structures		
		Total	Owner occupied	Renter occupied	Vacant non-seasonal not dilap., for rent or sale	Other vacant and non-resident	Number reporting	No private bath or dilap.	No running water or dilap.	Total	Persons per room		Occupied by non-white	Number reporting	Average monthly rent (dollars)	Number reporting	Average value (dollars)	
											Number reporting	1.51 or more						
1-A	1	61	2	56	2	1	60	1	1	58	58		30	58	35.27	2		
	2	52		46	5	1	51	2	2	46	45		24	51	35.29			
	3	32		32			32			32	31	1	16	31	35.74			
	5	81		79	2		80			79	75	4	51	81	37.90			
	14	2																
	15	51	1	49	1		50			50	49	1	36	49	34.81	1		
	16	31		31			31			31	31	4	22	31	37.48			
	17	1																
	18	13		13			12			13	13		9	13	36.69			
	19	16		16			16			16	16	4	13	16	37.75			
	20	23	3	20			22	1	1	23	23	1	17	19	37.15	3		
	21	83	3	79	1		80	3	3	82	82	4	56	80	36.43	2	6.400	
	22	1																
	23	80		78	1	1	80			78	78	3	47	79	36.00			
	24	136		136			135			136	136	4	36	136	34.50			
	25	69	1	66	2		67			67	66	3	36	68	36.35			
	26	100	1	97	1	1	95			98	96	4	49	96	35.88	1		
	27	56		55	1		55			55	55	3	33	56	35.25			
	28	108	1	106	1		108			107	107	6	62	107	36.16			
	29	79	5	73	1		75			78	75	2	48	72	37.52	3	5.333	
	30	4		3			4			3	3			3	21.33			
	31	27	8	19		1	27	2	1	27	27	9	11	19	31.47	5	7.200	
	32	7		2			7			7	7			2				
	33	21	14	7			21	4		21	21			7				
	34	17		6			17	1		17	17	2	9	5	45.00	9	7.644	
	35	22		9			22	1		22	22			6	52.16	9	7.622	
	36	13		5			13	1		13	13	1	1	9	44.66	11	6.609	
	37	15		8			15	2	1	17	17			4	52.50	10	5.900	
	38	17	14	3			17	3		15	15	1	1	7	43.28	7	7.628	
	39	17					17			17	17			3	45.66	12	8.375	
	40	11	10	1			9	1	1	11	11			3		8	6.375	
	41	32	26	6			31	1	1	32	32			5	43.20	21	7.728	
	42	21	17	4			22			22	22	2	3	10	43.20	21	7.728	
	43	18		18		2	21			19	19	2	10	4	11	21	7.700	
	44	22	6	16	1	1	18			16	16			2	16	7.418		
	45	22	20	2			22			22	22	1	11	6	59.00	6	7.866	
	46	18		18	2		18			16	16			2	20	7.850	20	7.850
	47	17	10	7			16	3		17	16	3	3	8	44.12	10	6.970	
	48	4		2		1	4		1	3	3			5	29.71	6	7.333	
	49	6					6			5	5	1	1	2		2		
	50	18	11	7			17			18	18			7	35.28	8	5.637	
	51	21	9	12		2	21	4	4	19	19	2	5	7	35.30	8	5.150	
	52	13	12	1			13	2		22	22			6	48.50	13	7.592	
	53	12		12			12			13	13			4	49.99	12	8.916	
	54	15	14	1			15			12	12			4	49.99	12	8.916	
	55	24	17	7			24			15	15			7	35.00	14	9.021	
	56	12	6	6			12			24	23			5	34.60	16	8.050	
	57	42	17	23	2		42	1	1	12	12			24	52.37	12	8.166	
	58	40	28	12			40			40	40	6	2	12	47.25	26	7.750	
	59	30	29	1			30			29	29			11	43.28	29	8.786	
	60	28	19	8		1	28			27	27	3	4	7	69.41	17	6.941	
	61	29	21	8		2	29	2		29	29	2	19	7	54.75	16	8.187	
	62	18	8	8			18			16	16	1	2	8	35.62	7	6.142	
	63	25	11	12	1	1	25	4	3	23	23			13	34.07	6	4.700	
	64	2																
	65	1																
	66	6	3	3			6			6	6	1		3	24.00	3	2.666	
	67	25	6	19			25	2	1	25	25	4	2	19	37.52	4	5.500	
	68	32	17	13	2	2	32	5	1	30	30	4	9	12	36.25	16	7.518	
	69	44	23	19	2		44	2		42	42			21	47.52	15	7.466	
	70	40	18	22			40	1	1	40	40	2	1	21	44.09	13	7.023	
	71	31	16	15			31	2		31	30	1	14	14	32.57	9	8.555	
	72	11	4	6	1		11			10	10	3	3	6	45.50	3	8.333	
	73	31	15	16			31		1	30	30	1	15	15	49.00	9	8.500	
	74	32	12	18	2		32	2		31	31	1	19	19	30.52	6	7.500	
	75	41	21	20			40	2	8	41	41	1	1	19	37.68	12	6.541	
	76	16	6	10			16	2		16	16	3	2	10	39.50	4	6.250	
	77	16	5	11			16	5	3	16	16			9	33.88	3	2.166	
	78	24	9	15			24	13	8	24	24	2	1	13	25.00	6	5.500	
	79	4	2	2			4			4	4			1				
	80	7		1			7			7	7	1	2	1				
	81	13	1	12			13	2	1	13	13			1				
	82	19	6	13			19	3	3	19	19	2	1	11	55.00	6	6.300	
	83	27	9	16			27	3		25	25			11	45.81	2		
	84	22	8	13	2		22	3	2	21	21	1	1	18	32.88	7	7.857	
	85	22	7	15			22	5	2	21	21	3	3	13	34.84	6	6.333	
	86	22	7	15			22	3	2	21	21	1	1	13	37.61	4	7.750	
	87	36	4	32		2	35	4	1	36	34	2	3	3	41.30	2		
	1-B	1	5	3	2		5	1		5	5			2	36.30	2	4.833	
		2	16	6	10		16	1		16	16	2	3	2	40.86	3	7.125	
		3	32	9	22		32	1		31	31	4	4	14	39.42	4	5.333	
		4	21	5	15		21	1		20	20	1	1	1				
		5	8	4	3		8	1		7	7			1				
		6	11	3	8		11	1		11	11			3	6	7.125	3	5.333
		7	6	3	3		6	1		6	6			1	3	8.416	6	8.416

<sup>1</sup>For renter-occupied dwelling units and vacant nonseasonal not dilapidated units, for rent.  
<sup>2</sup>For owner-occupied dwelling units and vacant nonseasonal not dilapidated units, for sale only.



Table 3.—CHARACTERISTICS OF HOUSING FOR CENSUS TRACTS, BY BLOCKS: 1950—Con.

Census tract	Block	All dwelling units by occupancy and tenure					All dwelling units by condition and plumbing facilities			Occupied dwelling units			Contract monthly rent <sup>1</sup>		Value <sup>2</sup> of one-dwelling-unit structures		
		Total	Owner occupied	Renter occupied	Vacant non-seasonal not dilap. for rent or sale	Other vacant and non-resident	Number reporting	No private bath or dilap.	No running water or dilap.	Total	Persons per room	Occupied by non-white	Number reporting	Average monthly rent (dollars)	Number reporting	Average value (dollars)	
										Number reporting	1.51 or more						
1-8	8	5		5		5	5		5	5			5	2 680			
	9	1															
	10	1															
	13	12	6	4	2		12	1	1	10	10	2	5	32.00	5	5 660	
	14	31	20	9		2	30	4	2	29	29	4	9	44.22	16	6 437	
	15	26	22	4			26	2		26	26	7	4	35.00	17	6 123	
	16	25	13	11		1	24			24	24	1	11	45.36	11	7 909	
	17	42	22	19	1		42			41	40	4	20	59.35	20	7 835	
	18	37	24	12	1		37	2		36	35	1	12	50.58	19	8 236	
	19	21	8	12	1		21	1	1	20	19	1	12	49.58	3	7 333	
	20	28	14	13	1		28	6		27	27	2	14	35.50	9	6 611	
	21	40	18	21		1	40	3	1	39	39	1	20	46.20	13	6 869	
	22	22	12	9		1	22	2		21	21	2	8	28.75	8	6 237	
	23	22	16	6		1	20			22	21	1	6	40.83	15	7 406	
	24	33	13	19	1		32	3	3	32	32	1	19	40.73	9	5 833	
	25	21	9	11	1		20	1		20	20	1	12	45.91	7	7 328	
	26	12	3	9			11			12	11	1	6	32.00	1		
	27	5	1	2			5	4	4	3	3		2		1		
	28	1															
	29	4		3		1	4	2	2	3	3		3	30.33			
	30	5	4	1			5			5	5		1		4	4 675	
	31	32	16	15		1	30	12	12	31	30	3	14	36.78	13	7 392	
	32	24	17	7			24	5	4	24	24	6	7	40.00	14	8 442	
	33	37	20	17			37	8	5	37	37	2	17	40.29	18	6 694	
	34	56	15	40	1		56	3	3	55	54	5	10	49.12	6	7 916	
	35	54	21	32		1	54	7	4	53	53	1	24	39.38	8	8 000	
	36	28	8	20			28	6	4	28	28	1	19	38.73	4	7 875	
	37	34	10	24			33	1		34	34	2	24	40.91	5	8 640	
	38	53	24	29			53	6		53	53	3	14	32.14	12	7 125	
	39	45	22	21	1	1	45	5	1	43	43	3	10	43.47	12	7 583	
	40	40	20	19		1	40	3	1	39	39	2	18	52.50	17	5 576	
	41	27	18	9			27	2	2	27	26	3	8	37.50	15	6 833	
	42	18	10	6	1	1	18	4	4	16	16	1	4	34.33	8	7 187	
	43	25	14	10		1	25	4	4	24	24	13	9	38.77	9	7 333	
	44	5	1	4			5			5	5		4	25.75	1		
	51	19	4	15			19			19	19		15	34.13	3	5 833	
	52	13	1	12			13	2	1	13	13		12	30.16	1		
	53	15	1	14			15	1		15	15		13	42.38	1		
	54	3	3				3			3	3	1	1		3	7 166	
	56	1															
	58	5		5			4	2	2	5	5		5	26.60			
	59	11	2	9			11	1	1	11	11	1	6	39.16	1		
	60	7	5	2			7	2		7	7		1		4		
	61	12	6	6			12	2		12	12	2	5	30.20	5	6 400	
	62	7	6	1			7	1		7	7		1		6	9 000	
	63	21	8	10	1	2	19	3	1	18	17	1	4	48.00	4	6 625	
	64	15	6	9			15	3	2	15	15	4	4	41.33	6	6 166	
	65	4	3	1			4	1		4	4		1		2		
	67	41	31	10			41	29	27	40	40	5	19	26.46	2		
	68	34	17	15	1	1	34	11	11	32	31	1	10	37.61	14	6 785	
	69	51	13	35		3	50	23	23	48	48	2	3	34.87	7	5 500	
	70	26	10	15		1	23	10	10	25	25	1	15	26.26	5	7 900	
	71	3	3				3	3		3	3		4	21.66			
	73	1															
	74	3	1	2			3	2	2	3	3		2				
	77	11	8	3			11	7	5	11	11	1	2				
78	1																
81	22	15	7			21	8		22	22	3	7	33.57	11	6 681		
82	27	11	16			27	14	13	27	26	6	14	37.92	4	6 625		
2-A	1	26	8	18		26			26	26	3	25	18	50.22	5	8 000	
	2	14	8	5		14			13	13		13	5	51.00	6	9 583	
	3	12	10	2		12			12	12		11	2		9	9 722	
	4	47	19	28		47	13	1	47	47	8	45	27	37.85	15	11 000	
	5	13	12	1		13			13	13	1	9	1		11	8 209	
	6	7	7			7			7	7		4	4		16	10 166	
	7	39	27	12		38	1	1	39	39		10	12	30.58	12	8 705	
	8	52	32	20		51			52	50		20	20	51.25	12	8 800	
	9	62	24	38		57	3	3	62	61	2	21	36	40.72	16	7 668	
	10	38	28	10		37	2		38	38	1	30	10	40.60	22	9 386	
	11	45	35	9	1		45			44	44	4	9	35.77	31	8 667	
	12	31	23	8			31	2	2	31	30		7	43.57	22	8 559	
	13	14	10	4			14			14	14	14	4	45.30	9	11 277	
	14	26	10	15		1	26			25	25	16	15	41.26	8	7 225	
	15	45	26	18		1	44			44	44	2	17	38.76	16	9 418	
	16	47	26	21			46	4	2	47	47	2	19	29.84	19	7 405	
	17	23	14	9			22			23	23	1	13	39.33	13	7 269	
	18	34	22	12			33	2	2	34	34	2	12	37.83	19	10 131	
	19	31	21	10			31	5	5	30	30	1	10	39.20	17	7 423	
	20	38	29	9			38	2	1	38	38	2	7	51.14	24	10 520	
	21	8	5	3			7			8	7	4	3	39.66	5	11 200	
	22	14	11	3			14			14	14	1	2		8	8 687	
	23	24	16	8			24			23	23	16	8	41.50	15	8 966	
	24	20	15	5			19			20	19	2	5	50.00	12	8 750	
	25	27	23	4			27	1	1	27	26	2	3	43.66	20	6 750	
	26	24	16	6	2		24			22	21	16	7	59.28	16	8 218	

<sup>1</sup>For renter - occupied dwelling units and vacant nonseasonal not dilapidated units, for rent.  
<sup>2</sup>For owner - occupied dwelling units and vacant nonseasonal not dilapidated units, for sale only.

## HOUSING—BLOCK STATISTICS

Table 3.—CHARACTERISTICS OF HOUSING FOR CENSUS TRACTS, BY BLOCKS: 1950—Con.

Census tract	Block	All dwelling units by occupancy and tenure					All dwelling units by condition and plumbing facilities			Occupied dwelling units			Contract monthly rent <sup>1</sup>		Value <sup>2</sup> of one-dwelling-unit structures		
		Total	Owner occupied	Renter occupied	Vacant non-seasonal not dilap., for rent or sale	Other vacant and non-resident	Number reporting	No private bath or dilap.	No running water or dilap.	Total	Persons per room		Occupied by non-white	Number reporting	Average monthly rent (dollars)	Number reporting	Average value (dollars)
											Number reporting	1.51 or more					
2-A	27	37	18	16	2	1	37	2	1	34	34	1	28	17	51.23	13	7,846
	28	32	25	7			30	1	1	32	32	1	26	7	40.42	17	7,500
	29	18	13	5			18			18	18		13	5	40.60	9	7,944
	30	7	3	4			7			7	7		4	3	73.33	1	
	31	15	9	6			15			15	15		15	6	47.33	4	9,000
	32	25	8	17			25	1		25	25		25	17	48.82	4	8,500
2-B	1	60	29	27	1	3	59	7	2	56	54	2	51	26	48.53	14	8,307
	2	45	20	22		3	45	6	1	42	42	2	42	22	51.00	14	9,042
	3	45	29	15	1		45	5		44	44	1	42	15	41.00	22	7,672
	4	47	19	27		1	45	5	1	46	45	1	38	26	47.15	15	8,200
	5	41	21	19			41	1		40	40	3	40	20	40.45	18	7,888
	6	33	22	11	1		33	1		33	33	2	32	11	51.63	13	8,692
	7	38	22	16			38	1	1	38	38	1	34	16	37.25	20	8,450
	8	46	23	23			46	1	1	46	46		34	23	44.26	14	8,464
	9	45	26	17	1	1	43	8	6	43	43	1	40	15	45.73	18	7,722
	10	20	10	10			20	7	1	20	20	1	20	10	48.90	8	7,775
	11	49	36	13			48			49	49	1	47	13	45.76	32	9,337
	12	33	23	10			32			33	32	1	29	9	47.00	20	9,150
	13	43	24	18	1		43			42	42	2	36	19	46.10	17	8,852
	14	46	24	19	1	2	46	2	1	43	43	6	40	19	45.47	17	7,658
	15	27	14	13			27	1		27	27	1	20	12	42.41	6	10,416
	16	25	14	10	1		25	5		24	24	3	22	11	42.27	9	7,800
	17	28	17	9	2		27	6		26	26	2	23	9	36.22	13	7,023
	18	48	23	25			48	3	1	48	48	1	48	24	41.25	17	7,394
	19	46	19	27			45	2		46	44	3	40	26	43.96	10	7,260
	20	48	15	33			48	8	4	48	47	6	47	33	46.57	6	6,700
	21	72	23	48	1		72	11	3	71	71	3	54	49	48.65	11	6,827
	22	20	12	7	1		20	2		19	19	1	16	6	45.66	9	9,611
	23	19	8	9	1	1	18	1		17	17	1	16	9	39.11	5	7,600
	24	31	14	17			31	2		31	31	3	21	17	46.47	10	8,200
	25	51	13	36	1	1	49	6		49	48	2	17	34	36.20	8	8,125
	26	30	12	17	1		30	2		29	29	1	24	17	46.70	7	8,000
	27	55	25	29		1	55	2		54	53	1	49	26	42.11	12	7,433
	28	44	23	20	1		44	2	1	43	43	3	38	21	42.71	9	6,822
	29	35	12	23			35	2	2	35	33	3	16	23	47.69	7	7,857
	30	56	22	33	1		56	10	7	55	55	2	42	34	45.64	12	8,916
	31	13	4	9			13			13	13			9	33.00	3	8,666
32	13	4	8			11	8		13	13	1	5	9	29.22	3	29,222	
33	33	8	13	1	1	22	1		21	20		10	13	37.92	3	6,333	
34	50	23	26	1		49	12	2	49	48	3	34	23	40.43	11	7,636	
35	23	11	12			23	6	3	23	23	1	20	12	46.66	6	8,000	
36	14	6	6			14	3		14	14	2	6	8	36.50	1		
37	52	23	26		3	52	3	3	49	49	1	18	26	35.07	14	7,785	
38	21	3	17	1		20			20	20	2	7	17	50.52	1		
39	19	1	18			19			19	19	1	4	17	52.11	1		
40	6	2	4			6			6	6		4	4	50.75	1		
41	3	2	1			3			3	3		1	1	46.51	7	8,500	
42	25	10	14	1		25	10	1	24	24	1	13	13	50.00			
43	6	2	3		1	6			5	5		5	3				
2-C	1	40	7	31	2		39	1	2	38	38		2	32	53.59	4	8,875
	2	39	24	14	1		39	2		38	38		2	33	42.92	19	8,868
	3	27	20	7			27	3	3	27	27		17	13	40.50	18	9,416
	4	33	21	12			33	1		33	33		17	6	40.50	13	10,353
	5	35	24	11			35			35	35		12	11	51.45	24	8,187
	6	39	31	8			37	4	1	39	39		30	10	53.30	28	8,357
	7	63	24	36	2		63	7	1	60	60	3	30	6	35.16	13	8,884
	8	46	17	27		2	45	6		44	44		9	37	45.94	12	9,000
	9	43	22	20			42	2		42	42		19	26	49.30	12	9,083
	10	42	21	21	1		40	1	1	42	42		24	18	43.75	14	10,500
	11	34	25	9			34			34	33		29	4	51.25	23	8,978
	12	28	17	11			28	1	1	28	28		6	4	34.83	15	7,533
	13	47	21	23	3		45	1	1	44	42	2	11	6	48.07	14	10,500
	14	33	27	5	1		33	2		32	32		30	26	40.07	24	7,458
	15	46	24	22			46	9	1	46	46	3	30	5	39.20	23	8,782
	16	24	16	8			24	2		24	24		28	20	46.30	11	8,272
	17	44	14	30			44	1		44	44	1	10	29	40.37	7	7,922
	18	67	24	42		1	66	2		66	66	1	32	29	47.06	11	7,927
	19	41	31	10			40			41	41	1	30	35	54.17	11	10,727
	20	32	19	11	2		32			30	30	2	25	10	43.10	28	7,035
	21	44	27	15	2		44			42	42	3	35	16	42.10	13	7,538
22	43	24	18		1	42	13	8	42	42	3	37	16	36.81	22	8,318	
23	43	20	15		2	42	10	2	40	40	2	23	19	35.58	17	8,582	
24	32	17	15			32			32	30	2	25	14	47.71	17	8,371	
25	41	30	10			40	1	1	40	39		33	10	40.80	29	8,189	
26	41	28	13			38	2		37	37	2	37	13	52.30	16	10,625	
27	37	23	14		1	34	1	1	41	41	3	39	12	46.50	26	8,980	
28	41	14	13		1	27	3	3	20	20	3	19	12	50.58	10	10,000	
29	27	14	15	6		35	2		34	34		32	14	52.42	15	11,000	
30	35	19	16	1		35	2		34	34		32	14	43.00	13	7,753	
31	19	13	6			19	1	1	19	19	1	16	6				
2-D	1	31	27	4		30			31	31		6	3	49.33	26	12,492	

<sup>1</sup>For renter - occupied dwelling units and vacant nonseasonal not dilapidated units, for rent.  
<sup>2</sup>For owner - occupied dwelling units and vacant nonseasonal not dilapidated units, for sale only.

Table 3.—CHARACTERISTICS OF HOUSING FOR CENSUS TRACTS, BY BLOCKS, 1950—Con.

Census tract	Block	All dwelling units by occupancy and tenure					All dwelling units by condition and plumbing facilities			Occupied dwelling units			Contract monthly rent <sup>1</sup>		Value <sup>2</sup> of one-dwelling-unit structures		
		Total	Owner occupied	Renter occupied	Vacant non-seasonal not dilap., for rent or sale	Other vacant and non-resident	Number reporting	No private bath or dilap.	No running water or dilap.	Total	Persons per room		Occupied by non-white	Number reporting	Average monthly rent (dollars)	Number reporting	Average value (dollars)
											Number reporting	1.51 or more					
2-D	2	33	25	6	1	1	32			31	31		5	5	7 000	19	9 515
	3	32	20	11		1	32			31	31		2	11	4 009	17	8 647
	4	43	18	23	1		43	3	2	41	41		1	24	4 433	14	9 428
	5	22	19	3			22			22	22		1	3	4 500	19	8 773
	6	23	18	5			23			23	23		4	4	6 125	18	8 233
	7	34	25	9			34	3		34	34		19	8	4 337	17	9 294
	8	40	29	10	1		40			39	39	1	13	11	4 181	24	13 875
	9	35	22	13			35			35	35		17	13	3 215	20	10 150
	10	35	24	9	1	1	35	4	4	33	33		12	9	4 966	22	10 204
	11	28	17	11			28	1	1	28	28	1	2	10	5 380	16	9 187
	12	27	19	8			27			27	27		1	7	4 300	16	8 281
	13	30	16	13	1		30			29	29		2	14	3 507	14	8 107
	14	34	18	14	1	1	34	6	1	32	32		5	14	4 928	15	8 326
	15	46	26	16	2	2	46			42	42		20	18	4 166	24	8 695
	16	52	22	26	3		52	1		48	48	1	27	28	3 839	19	10 605
	17	33	25	5		1	32	1	1	30	30		16	5	3 200	24	8 416
	18	38	25	8		3	37	1	1	38	38	3	28	7	4 528	29	9 324
	19	28	25	3			28			28	28		13	3	4 600	25	8 224
	20	31	17	14			31	1	1	31	31	2	13	13	3 823	11	7 727
	21	31	19	12			31			31	31		8	9	4 500	18	8 805
	22	38	31	7			37			38	37	1	16	6	4 083	31	9 058
	23	41	35	6			41			41	41		11	6	3 816	32	8 771
	25	36	28	8			32	2	2	36	35	1	36	7	4 328	26	9 384
	26	33	31	2			31			33	33	1	33	1		28	9 000
	27	57	25	31	1		56			56	56	1	50	32	5 756	21	8 619
	28	11	7	4			8			11	10	1	11	3	3 666	6	8 833
	29	26	22	4			25			26	26	1	26	4	5 000	20	9 150
	30	18	14	4			18			18	18	1	14	4	5 125	12	9 000
	31	22	19	2		1	22			21	21	1	17	2		17	13 470
	32	31	16	14		1	31	4	4	30	30	2	8	14	3 650	16	8 575
	33	22	20	1	1		22	1	1	21	21		10	1		19	8 615
	34	12	6	6			12			12	12		2	5	3 520	5	9 600
3-A	1	53	3	45	3	2	52	36	18	48	48	6	5	47	4 068		
	2	49	8	37	4		45	1		45	44	2	2	39	4 287	3	10 833
	3	131	22	107	1	1	130	9	6	129	127	3	25	105	4 060	11	12 136
	4	33	17	15			33			32	31		5	14	4 821	15	10 933
	5	39	8	30	1		39			38	38		5	29	5 110	5	9 800
	6	35	12	21	2		35	10	8	33	33	1	2	20	5 875	6	10 750
	7	37	12	24		1	36	14	9	36	36	1	1	24	4 462	9	9 222
	8	30	15	18	1		34	2		33	33		3	19	4 915	9	9 222
	9	50	7	42	1		49	2	1	49	48		1	41	3 751	7	10 114
	10	73	3	68	2		73			71	71	1	1	70	3 677	3	8 666
	11	9	2	7			9	1		9	9			7	4 214	1	
	12	37	23	12		2	37	1		35	35			12	6 156	19	10 631
	13	33	24	9			33	2		33	33			9	5 022	19	8 868
	14	8	6	1		1	8	1	1	7	7					6	9 166
	15	2															
	16	10		10			10			10	10			10	3 520		
	17	45	26	19			45	1		45	45	3		18	4 777	14	10 035
	18	21	3	18			19			21	20			18	3 894	2	
	19	58	23	30	3	2	57	5	2	53	52	1	1	31	5 006	13	9 961
	20	63	28	34	1		63	4		62	62	2		32	4 212	16	11 562
	22	27	3	24			25	3		27	27			24	3 933	2	
	23	44	28	16			44			44	44		17	16	4 675	20	8 605
	24	39	18	19	2		39			37	37		12	21	4 433	15	10 366
	25	15		14		1	15			14	14			14	3 300		
	27	48	28	20		1	48			48	48	1	4	18	4 366	23	11 826
	28	55	18	34	3		52	4		52	52			35	4 434	11	9 500
	29	53	12	39	2		53	11	3	51	50			40	4 080	5	9 260
	30	40	11	28		1	39			39	39			28	3 907	6	8 000
	31	19	11	7	1		19	2		18	18			6	4 083	6	8 750
	32	27	14	13			27	2	2	27	27			13	4 330	8	8 250
	33	78	18	56	4		78			74	74		6	60	4 226	9	7 833
	34	74	22	50	2		74	3		72	72	2	21	50	4 004	8	8 037
	35	67	17	47	2	1	64	6		64	64	2	24	49	4 800	9	9 833
	36	14	3	13	3		13	5		11	11			10	3 160	1	
	37	54	9	42	3		52	4		51	51	1	4	43	3 637	4	8 875
	38	48	14	30	1	3	48	17	15	44	44	1		28	3 860	12	9 166
	39	68	26	41	1		68	14	8	67	67	3	3	40	5 130	13	9 215
	40	37	21	16			34	4	4	37	36			14	5 664	18	7 850
	41	37	21	15	1		36			36	36	1		14	4 164	15	7 966
	42	26	7	17		2	25	2		24	24		5	16	3 281	4	7 000
	43	35	21	13	1		35			34	34			12	4 075	16	7 362
	44	45	20	24		1	45	4	1	44	44			24	4 825	13	8 700
	45	48	27	20	1		47	5		47	47			18	4 488	20	8 925
	46	43	17	25	1		42	4	4	42	41	1	2	24	4 054	15	8 800
	47	29	18	11			29			29	28			9	4 366	15	8 100
	48	23	14	8	1		23			22	21			9	4 833	13	7 576
	49	37	13	24			36	1		37	37	1	2	23	4 604	7	8 328
	50	40	11	28	1		40			39	39	1		29	3 927	7	9 714
	51	53	13	38	2		53	5		51	51	1		39	4 066	7	9 071
	52	14		13	1		14			13	13			12	4 158		
	53	71	10	39	15	7	70	8	1	49	48		1	50	2 862	3	8 333
	54	44	17	23	2	2	44			40	40			23	4 326	13	9 269

<sup>1</sup>For renter-occupied dwelling units and vacant nonseasonal not dilapidated units, for rent.  
<sup>2</sup>For owner-occupied dwelling units and vacant nonseasonal not dilapidated units, for sale only.

HOUSING—BLOCK STATISTICS

Table 3.—CHARACTERISTICS OF HOUSING FOR CENSUS TRACTS, BY BLOCKS: 1950—Con.

Census tract	Block	All dwelling units by occupancy and tenure					All dwelling units by condition and plumbing facilities			Occupied dwelling units			Contract monthly rent <sup>1</sup>		Value* of one-dwelling-unit structures		
		Total	Owner occupied	Renter occupied	Vacant non-seasonal not dilap., for rent or sale	Other vacant and non-resident	Number reporting	No private bath or dilap.	No running water or dilap.	Total	Persons per room		Occupied by non-white	Number reporting	Average monthly rent (dollars)	Number reporting	Average value (dollars)
											Number reporting	1.51 or more					
3-A	55	36	6	28	2	35	2		34	34			29	4 47.5	3	10,333	
	56	44	4	7		4	1	1	44	44	1	1	7	4 32.8	3	10,666	
	58	40	16	21		37	1	1	37	36		1	19	4 61.0	3	9,333	
3-B	1	90	5	83	1	88			88	88	1		82	5 06.9	1		
	2	59	14	44	1	59			58	58		2	44	4 34.5	7	7,842	
	3	79	13	62	2	75	3		75	74	2		62	5 32.7	3	8,666	
	4	75	14	59	1	75	9	1	73	73	1	4	57	4 18.0	8	10,437	
	5	83	13	69	1	82			82	81	1		68	6 38.5	5	6,600	
	6	30	11	18	1	30			29	29			17	5 13.5	5	10,600	
	7	12	17	16		11			12	12			6	4 38.3	4	9,750	
	8	24	6	7		23	4	1	21	21	1		13	4 73.0	6	11,083	
	9	50	7	14	3	50	3		45	45		1	31	5 31.6	9	11,588	
	10	50	22	26	4	50	2		48	48			28	5 06.4	17	12,617	
	11	66	25	37	1	66	2		62	62			37	5 04.0	17	10,029	
	12	45	26	18	1	44			44	44			18	6 62.7	22	12,454	
	13	16	10	6		16			16	16			6	5 91.6	7	15,142	
	14	30	6	24		30			29	29			22	5 53.1	2		
	15	61	17	43	1	61	2	1	60	59			42	5 02.1	2		
	16	41	25	23	1	41	1	1	41	41		1	16	5 79.3	21	10,555	
	17	50	23	23	2	50			48	48			24	4 48.7	17	15,928	
	18	37	24	12	1	37			36	36			13	6 29.2	20	11,205	
	19	58	15	42	1	57			57	56			40	4 97.2	20	11,125	
	20	32	20	12	1	32	3		34	34			17	5 97.2	11	12,045	
	21	22	12	10		22			32	32			12	5 37.5	14	11,428	
	22	54	21	33		52			22	22			10	5 45.0	9	10,666	
	23	32	15	16	1	32	7		54	53	1	2	32	4 50.6	9	10,666	
	24	24	14	8	1	24	2		31	30			15	4 96.6	12	11,916	
	25	41	14	27	1	41			22	22			9	4 62.5	9	9,611	
	26	43	20	23		40			41	38	1		25	6 88.8	12	12,458	
	27	58	27	31		43	2		43	43	1		23	6 10.8	12	11,937	
	28	48	20	28	2	57	3		56	56			27	4 37.3	12	11,208	
	29	48	8	39	3	44	1		48	48		3	28	5 15.1	21	9,819	
	30	34	16	18	1	34	3		44	42			39	4 23.5	14	10,035	
	31	51	9	41	1	51	2	2	50	50			39	5 94.8	7	9,642	
	32	11	3	7	1	10	1	1	10	10			8	4 70.5	10	8,800	
3-C	1	110	13	93	2	109	2		106	105	1		94	4 71.4	9	17,666	
	2	106	13	89	1	104	15	1	102	100	4	3	87	5 17.7	9	12,277	
	3	115	12	101	2	112			113	113	1		99	5 16.1	6	15,666	
	4	30	4	26		28	3		30	30			24	4 62.5			
	5	62	13	49		62	8		62	62	1		48	5 11.6	4	13,250	
	6	79	19	55	5	79	5	5	74	74	1		58	4 78.7	10	12,150	
	7	97	21	65	2	96	12		86	86	1		72	5 17.9	8	16,125	
	8	79	17	62	9	76	1	1	79	79	1	2	61	5 22.4	10	15,650	
	9	57	18	39		54	2		57	56			36	5 27.7	10	18,000	
	10	139	16	23		38	1		39	39	1	1	23	5 80.8	11	18,000	
	11	57	20	37		56	1		57	57	1		35	5 44.2	9	14,833	
	12	4	4			4	1		4	4			3	5 26.6	15	15,266	
	13	63	22	41		63	7		63	63		2	40	5 39.2	3	17,000	
	14	30	17	13		30	1		30	30			13	6 95.3	10	12,370	
	15	39	18	21		39	1		39	39			13	6 17.1	16	19,625	
	16	57	21	36		55	1		57	55		1	21	6 17.1	13	15,038	
	17	48	17	31		48	3		48	48		1	34	6 03.8	12	15,166	
	18	37	9	27	1	37	1	1	44	44			31	4 81.6	9	17,166	
	19	47	17	27	3	47	2		44	44		1	24	6 32.0	4	16,500	
	20	56	21	35		55	4		56	55			29	4 65.5	5	14,875	
	21	47	22	24	1	47			46	46			34	4 46.1	13	13,115	
	22	40	13	27		39			40	39			25	4 96.4	16	11,187	
	23	88	17	69	1	87	6		86	84			25	4 20.0	9	12,277	
	24	29	15	13	1	29	2	2	28	28			65	4 94.0	10	14,900	
	25	24	11	13		24	2		24	24			14	9 63.5	10	13,200	
	26	26	5	21		26			26	26			10	6 66.0	2	13,000	
	27	72	27	45		72	15	2	72	70			20	5 20.5	6		
	28	60	30	30		58			60	60			40	4 78.5	15	16,100	
	29	48	30	17	1	47			47	47			27	5 97.0	18	15,583	
	30	17	14	3		17	1		17	17		1	16	5 25.0	21	11,738	
	31	41	13	28		40			41	41			3	7 46.6	9	11,777	
	32	40	27	13		39	3		40	39			27	5 44.4	11	10,545	
	33	18	2	16		18	3		18	18			13	4 46.1	22	12,500	
	34	18	11	7		18	1		18	18			16	4 33.1			
	35	28	12	14	1	28	6	4	26	26			7	4 31.4	11	12,409	
	36	37	26	11	1	37	2		37	36			13	6 21.5	9	14,000	
	37	9	3	6		9			9	9			10	5 19.0	21	11,404	
	38	15	1	14		15			15	15			5	6 80.0	2		
	39	53	7	46		53	1	1	53	53			14	5 43.5	14	15,583	
	40	21	8	12	1	21	4		20	20	1		44	5 23.9	1	11,738	
	41	5	3	2		5			5	5			11	4 85.4	6	13,916	
	42	6	2	4		6	4		6	6			2	5 45.0	3	10,333	
	43	4	4			4			4	4			4		4	13,000	
	44	9	7	2		9			9	9			1		3	13,333	

<sup>1</sup>For renter - occupied dwelling units and vacant nonseasonal not dilapidated units, for rent.  
<sup>2</sup>For owner - occupied dwelling units and vacant nonseasonal not dilapidated units, for sale only.

Table 3.—CHARACTERISTICS OF HOUSING FOR CENSUS TRACTS, BY BLOCKS: 1950—Con.

Census tract	Block	All dwelling units by occupancy and tenure					All dwelling units by condition and plumbing facilities			Occupied dwelling units			Contract monthly rent <sup>1</sup>		Value <sup>2</sup> of one-dwelling-unit structures	
		Total	Owner occupied	Renter occupied	Vacant non-seasonal not dilap., for rent or sale	Other vacant and non-resident	Number reporting	No private bath or dilap.	No running water or dilap.	Total	Persons per room		Number reporting	Average monthly rent (dollars)	Number reporting	Average value (dollars)
											Number reporting	1.51 or more				
3-D	1	10	6	4					10	9						
	2	54	16	38				5	54	54		4	40.75	4	41,875	
	3	54	13	41					54	54		38	47.28	12	19,583	
	4	68	18	50	4				101	101		88	55.21	6	15,000	
	5	68	18	50	1				67	67	1	48	55.41	8	17,750	
	6	44	12	32		1			67	66	1	52	47.32	6	20,000	
	7	46	20	26				1	43	43	1	22	65.27	17	17,411	
	8	11	10	1					36	36		19	61.00	11	22,818	
	9	17	15	2					11	10				9	43,333	
	10	55	35	20				3	17	17		2	20	14	28,607	
								3	55	55	1	20	69.80	30	21,383	
		11	76	16	55	5			73	71				9	19,166	
		12	41	9	29	2	1		41	38		56	55.64	9	19,166	
		13	36	24	12				35	36	1	30	70.63	6	21,000	
		14	9	8	1				9	9		12	60.58	21	24,166	
		15	13	11	2				13	13		2		7	37,000	
		16	45	30	15				44	45		14	71.50	11	29,000	
		17	58	21	35	1	1		58	56		36	59.44	28	24,696	
		18	42	16	25			2	42	42		36	59.44	15	11,200	
		19	35	14	20		1		35	41		25	51.68	12	15,166	
		20	40	17	23				40	34		19	56.47	10	13,350	
								6	40	39		23	39.86	13	13,000	
		21	16	12	4				16	16				10	29,000	
		22	10	10					10	10	1	3	76.66	10	29,000	
		23	12	11		1			12	11				10	28,850	
		24	2						2	2				11	27,681	
		25	59	29	30				58	59		28	59.82	28	20,553	
		26	27	21	6				27	27		6	102.16	18	19,000	
		27	42	26	16			3	40	42		14	54.28	17	16,911	
		29	11	10	1				11	11				9	16,722	
		30	33	19	14			5	30	33		13	77.69	15	16,500	
		31	34	24	10			1	32	34	1	10	67.30	18	18,166	
		32	34	24	10				32	32		9	73.33	20	14,815	
		33	28	16	11	1			28	27		10	69.50	15	13,100	
		34	30	21	9		1		28	29		6	62.50	21	16,690	
		35	18	9	9				18	18		8	50.87	9	18,000	
		36	113	52	59	2			112	111		60	61.51	37	14,567	
		37	79	37	40		2		77	75		37	62.02	28	14,660	
		38	54	38	16		2		53	54	1	16	76.75	33	17,469	
		39	5	5					5	5				5	20,000	
		40	43	25	17		1		41	41		14	61.78	20	17,925	
		41	86	21	64		1		85	85		61	55.47	16	17,031	
	42	21	10	11				20	21		11	40.36	9	17,888		
3-E	1	9	8	1				9	9			1		8	23,125	
	2	11	10	1				11	11			1		9	29,444	
	3	13	12	1				12	13			1		11	25,545	
	4	25	24	1				23	25		1	1		22	28,727	
	5	20	18	2				20	19			2		17	22,588	
	6	14	11	3				14	14			3	90.00	10	23,500	
	7	1														
	8	1														
	9	19	2	17				19	19	1		16	54.56			
	10	40	11	28		1		40	39	1		27	66.55	8	29,875	
		11	25	21	4			25	25			4	63.50	19	26,394	
		12	28	26	2			28	28			2		26	24,076	
		13	28	27	1			27	28			23		23	23,173	
		14	27	22	5			22	27		1	3	131.66	18	24,972	
		15	20	19	1			19	20			16		16	27,487	
		16	14	13		1		14	13			13		13	32,230	
		17	13	13				13	13			10		10	29,400	
		18	8	7	1			7	8			1		7	40,000	
		19	21	20	1			20	21	1		18		18	44,083	
		20	47	41	6			47	47			4	91.50	37	23,337	
		22	20	18	2			20	20			2		17	18,647	
		24	20	17	2	1		20	19			3	106.00	17	20,088	
		28	12	9	3			12	12			3	103.33	9	19,388	
		29	21	20	1			21	21			2		20	24,000	
		30	19	17	2			19	19			1		16	22,000	
		31	33	33				32	33			31		31	23,774	
		32	6	4	2			6	6	1	1	2		3	21,500	
		33	33	25	7	1		33	31			5	88.80	24	18,125	
		34	5	5				5	5					5	15,400	
		35	8	5	3			8	8			3	142.33	5	17,700	
		36	11	10	1			11	11			1		10	23,700	
		37	49	46	3			49	48			1		45	20,755	
	4-A	1	68	9	58	1		68	2	67	67	1	56	56.00	4	8,750
		2	51	26	24		1	50	5	50	49		23	48.17	21	9,650
		4	77	7	68	2		75		75	74	3	68	46.33	4	10,000
		5	24	8	16			24	5	24	24	2	13	35.07	4	6,250
		6	11	6	5			11		11	11		4	32.50	5	8,300
7		39	22	17			38	2	39	38		15	40.46	16	7,187	
8		20	12	8			20		20	20		7	45.42	12	10,438	
9		38	24	11		3	38	1	35	35		11	38.27	19	10,078	

<sup>1</sup>For renter - occupied dwelling units and vacant nonseasonal not dilapidated units, for rent.  
<sup>2</sup>For owner - occupied dwelling units and vacant nonseasonal not dilapidated units, for sale only.

HOUSING—BLOCK STATISTICS

Table 3.—CHARACTERISTICS OF HOUSING FOR CENSUS TRACTS, BY BLOCKS: 1950—Con.

Census tract	Block	All dwelling units by occupancy and tenure					All dwelling units by condition and plumbing facilities			Occupied dwelling units			Contract monthly rent <sup>1</sup>		Value <sup>2</sup> of one-dwelling-unit structures		
		Total	Owner occupied	Renter occupied	Vacant non-seasonal not dilap. for rent or sale	Other vacant and non-resident	Number reporting	No private bath or dilap.	No running water or dilap.	Total	Persons per room	Occupied by non-white	Number reporting	Average monthly rent (dollars)	Number reporting	Average value (dollars)	
4-A	11	62	28	30	3	1	62	1	1	58	58	1	29	47.93	25	8,820	
	12	96	44	47	3	2	96	6	1	91	90	2	46	48.15	33	9,760	
	13	88	35	50	1	2	88	2	2	85	85	3	51	52.92	27	8,481	
	14	10	6	4			10			10	10	1	4	38.25	6	8,666	
	15	5	5	4		1	5	5	3	4	4	2					
	16	34	24	9			34	1		33	33		7	45.14	23	9,456	
	17	46	31	15			46			46	46		15	45.00	27	8,144	
	18	37	26	11			37			37	37		11	45.81	20	9,425	
	19	28	11	16		1	28	1	1	27	26		15	35.86	7	9,571	
	20	33	21	11		1	33			32	32		10	42.50	16	9,437	
	21	32	18	13		1	32			31	31		13	42.61	14	9,900	
	22	39	27	11		1	39			38	38		11	43.18	24	7,791	
	23	38	26	11		1	38	2	2	37	37	2	11	35.27	24	8,604	
	24	24	10	14			24			24	24		12	50.25	8	7,862	
	25	72	58	13		1	72			71	71	1	14	37.64	54	8,700	
	26	45	25	20			45			45	43	1	19	40.78	21	8,128	
	27	53	25	28		2	52			51	50	3	27	43.00	20	9,080	
	28	43	27	16			43	2	2	43	43	2	14	52.57	23	7,891	
	29	41	23	13		2	41			36	36	2	12	44.41	21	8,142	
	30	28	18	10		3	28			28	28	2	10	37.80	17	7,941	
	31	15	12	3			15			15	15		2		12	10,541	
	32	6	5	1		2	6			6	6		2		24	8,958	
	33	39	27	12			39			39	39		12	52.08	24	9,395	
	34	35	22	13		1	35			34	34		5	34.00	29	9,510	
	35	37	24	13			36			37	37		12	56.91	21	8,761	
	36	29	11	18			29			29	29		18	52.66	10	8,650	
	4-B	1	44	11	31		2	41	4		42	41	3	29	40.06	8	7,750
		2	60	11	49			60	4	4	60	60	1	48	44.27	8	11,300
		3	15	4	11			13			15	15		11	45.72	2	
		4	104	6	97		1	102	2	2	103	102	1	95	40.58	3	6,000
		5	29	10	18			28			28	28		18	62.27	7	9,857
		6	42	29	13		1	42	1	1	42	42	1	13	46.46	24	8,795
		7	56	26	27			56	2	2	53	53	1	27	55.77	17	8,958
		8	28	10	18		2	28			28	28		16	41.18	9	14,222
		9	79	33	46			77	1	1	79	77	1	42	42.88	26	8,323
		10	11	6	16			18	1	1	22	18	5	13	42.07	3	9,000
11		80	22	57		1	79	5	1	79	78	2	55	48.30	16	9,250	
12		30	12	18			30	3	1	30	30	1	18	39.94	5	10,300	
13		58	18	40			58	12	3	58	58	2	40	45.65	9	12,566	
14		43	15	27		1	43	13	3	42	42	2	25	52.96	12	8,916	
15		61	24	35		2	59	13	2	59	58	1	33	44.69	12	8,875	
16		60	22	34		3	57	7	2	56	54		33	52.66	14	7,321	
17		47	27	20		1	47	4		47	47	1	19	58.36	24	7,658	
18		45	27	18			45			45	45		18	52.77	19	8,968	
19		28	10	18			28			28	28		15	38.73	24	8,720	
20		45	30	15			45			45	45		8	40.00	13	9,407	
21		22	13	9			22			22	22		7	56.00	28	9,460	
22		37	29	8			37	1	1	37	37		9	48.22	29	9,406	
23		41	32	9		1	40			41	41	1	7	44.71	28	8,596	
24		39	30	6		2	38			36	36	1	9	48.88	24	8,604	
25		37	26	10		1	37	5	1	36	36	1	25	40.56	16	8,406	
26		51	25	26			51	4		51	51	1	29	44.00	17	8,411	
27		56	23	31		2	55	4	1	54	54	1	29	44.00	17	8,411	
28		49	17	31		1	49			48	48		29	52.34	14	10,107	
29		45	5	39		1	45	4		44	44	2	37	47.75	4	9,625	
30		50	22	27		1	47			49	49		28	43.89	18	9,683	
31		43	23	20			42			43	43	1	20	44.35	19	8,415	
32		39	26	11		1	39			37	37		11	41.45	24	8,937	
33		44	21	23		1	42			44	44		23	37.34	20	7,280	
34		68	26	41		1	68	3		67	67	1	40	46.80	17	9,252	
35		37	24	10		3	37			34	34		13	61.46	14	9,642	
36		44	25	15		4	43	4		40	40		18	45.72	20	9,200	
37	42	28	13		1	41			41	41	1	13	45.15	23	9,413		
4-C	1	38	27	11		38			38	38		11	59.72	24	11,229		
	2	38	22	15		38			37	37		16	53.06	16	12,343		
	3	77	45	31		1	75	2	2	76	73	29	52.65	38	10,565		
	4	48	37	11			48			48	47	9	56.22	36	10,944		
	5	20	3	17		1	24			23	23	3	52.33	19	10,394		
	6	23	14	9			23			23	23	9	65.00	10	11,180		
	7	34	26	8			34			34	34	5	59.40	23	12,152		
	8	43	39	4			43			43	43	1	4	59.00	37	10,348	
	9	23	16	6			23			22	21	2	5	43.80	19	11,484	
	10	23	16	6		1	23			22	22	1	5	43.80	15	10,566	
	11	27	20	7			27			27	25	1	7	56.14	18	12,083	
	12	58	40	18			57			58	58		16	53.18	35	11,888	
	13	41	26	15		1	41			41	38		14	56.64	23	10,408	
	14	43	30	11		1	42			41	41		12	51.83	25	10,580	
	15	50	25	25			44			44	44	1	24	56.91	18	9,166	
	16	45	26	19			48	4		49	49		19	53.00	23	10,239	
	17	38	25	13			38			38	38		9	57.88	20	10,225	
	18	63	36	27		2	62			61	60	2	25	61.40	26	10,134	
	19	15	12	3			15			14	14		2		12	10,916	
	20	24	23	1			24			24	24		1		23	10,760	

<sup>1</sup>For renter-occupied dwelling units and vacant nonseasonal not dilapidated units, for rent.  
<sup>2</sup>For owner-occupied dwelling units and vacant nonseasonal not dilapidated units, for sale only.

Table 3.—CHARACTERISTICS OF HOUSING FOR CENSUS TRACTS, BY BLOCKS: 1950—Con.

Census tract	Block	All dwelling units by occupancy and tenure					All dwelling units by condition and plumbing facilities			Occupied dwelling units			Contract monthly rent <sup>1</sup>		Value <sup>2</sup> of one-dwelling-unit structures	
		Total	Owner occupied	Renter occupied	Vacant non-seasonal not dilap., for rent or sale	Other vacant and non-resident	Number reporting	No private bath or dilap.	No running water or dilap.	Total	Persons per room		Number reporting	Average monthly rent (dollars)	Number reporting	Average value (dollars)
											Number reporting	1.51 or more				
4-C	21	22	19	3					22	22				2	19	10,210
	22	13	10	3					13	13				2	8	10,187
	23	18	16	1	1				17	17				1	16	9,218
	24	23	19	4					23	23				4	17	9,370
	25	44	29	14	1		5		44	43	1	4	4	12	21	9,466
	26	58	23	24	11				47	47	1	1	34	5	17	9,000
	27	25	16	7	1	1			25	23		1	8	5	13	8,438
	28	25	10	15				1	24	25	1		15	5	8	7,375
	29	35	25	10					35	35	1		10	5	22	10,450
	30	35	30	4		1		1	35	34			3	3	29	11,406
	31	30	21	9				1	30	30			9	16	16	8,925
	32	54	30	24			6	1	54	54		2	23	26	26	10,019
	33	25	12	11	1	1			24	23	2		10	9	9	9,166
	34	24	11	13				2	24	24		2	13	7	7	7,571
	35	56	16	39			5	5	55	54		2	34	10	10	8,570
	36	40	28	7		1		2	35	35			7	24	24	10,145
	37	35	22	13		5		1	35	35		2	12	21	21	9,357
	38	20	15	5					20	20			5	5	14	8,785
	39	21	13	8					21	21			8	8	10	10,100
	40	47	22	24		1		3	46	46	1	2	21	12	12	9,900
	41	43	26	17					43	43		3	15	23	23	7,826
	42	48	31	15	1	1			46	46		2	15	19	19	8,947
	43	59	23	33	3			9	56	56		1	35	15	15	8,933
	44	72	27	40		5		19	67	67	1		40	12	12	9,833
	45	49	20	28	1			8	48	48		3	27	12	12	7,208
	46	50	25	23		2		2	48	48		4	23	15	15	8,633
	47	43	22	21				2	43	43			20	13	13	9,884
	48	40	22	18				1	40	40		2	16	8	8	9,750
	49	37	11	26					37	37		2	24	9	9	9,444
	50	55	18	37		1		1	55	55	1	1	37	10	10	11,450
	51	76	16	57	1	1		5	73	72	1		54	12	12	10,666
	52	23	6	15	2			4	21	20		6	14	4	4	25,875
	53	48	19	28	1				47	46			28	14	14	10,464
	54	28	11	16		1		4	27	27	3		16	8	8	10,312
	55	45	3	40		2			44	43	2		37	2	2	
4-D	1	23	12	11					23	23			11	11	11	12,590
	2	28	17	10	1				28	27			9	15	15	10,900
	3	28	23	5					28	28			5	22	22	12,372
	4	35	27	8				1	35	35	1		8	26	26	10,480
	5	36	27	8	1				35	34			7	25	25	9,576
	6	16	11	5			1		16	16			4	11	11	9,645
	7	10	9	1				1	10	10			1	7	7	10,214
	8	13	13						13	13				13	13	9,830
	9	25	18	7					25	25			7	18	18	8,833
	10	11	8	2	1			2	10	10			3	7	7	9,500
	11	7	5	2					7	7	1		2	3	3	8,166
	12	41	21	20					39	40			20	16	16	8,500
	13	39	23	16					39	39	1	1	16	19	19	8,357
	14	43	28	14		1			42	42	1	2	11	22	22	7,000
	15	26	17	8	1				25	25			8	17	17	8,164
	16	39	26	12	1			6	38	38	1	1	12	24	24	7,750
	17	3	3						3	3			1	2	2	
	18	8	3	5					8	8			5	2	2	
	19	29	18	10				1	28	27	1	2	9	13	13	8,923
	20	21	13	8	1				21	21		4	8	11	11	9,454
	21	32	24	7		1			32	31		6	7	21	21	8,614
	22	33	26	6		1			33	32		2	6	22	22	8,113
	23	30	24	6					30	30		3	6	22	22	8,654
	24	26	16	10				1	26	26		4	10	15	15	9,766
	25	5	2	3					5	5			3	2	2	
	26	14	10	4					14	14			4	10	10	8,800
	27	23	15	6		1		1	22	22		5	6	13	13	8,653
	28	30	17	13		2		2	30	28		2	17	9	9	8,888
	29	21	8	13					19	21			11	8	8	7,062
	30	18	6	10	1	1		2	18	16	3	5	11	5	5	8,200
	31	19	12	7					19	19		1	7	10	10	8,400
	32	31	26	5					31	30		1	4	19	19	8,800
	33	16	6	10				3	16	16			10	6	6	7,083
	34	12	6	5				2	11	11		1	5	4	4	8,875
	35	88	65	22		1			87	87		3	20	59	59	9,488
	36	81	41	36	3			1	81	77	2		37	32	32	9,406
	37	46	18	28					46	46	1		28	12	12	7,858
	38	61	39	17	2	3		4	61	56		2	16	35	35	9,328
	39	53	34	17		2			53	51		1	17	33	33	10,106
	40	31	14	17					31	31			16	14	14	10,157
	41	5	4	1					5	5			1	3	3	8,666
4-E	1	45	26	17		2			44	42	3	2	17	20	20	12,300
	2	32	24	7	1			1	32	31			7	18	18	12,611
	3	32	23	9					32	32			9	21	21	10,452
	4	30	22	8					30	30			3	18	18	13,823
	6	48	42	6					48	48		1	3	42	42	13,423
	7	10	9	1					10	10			1	9	9	12,800

<sup>1</sup>For renter-occupied dwelling units and vacant nonseasonal not dilapidated units, for rent.  
<sup>2</sup>For owner-occupied dwelling units and vacant nonseasonal not dilapidated units, for sale only.

HOUSING—BLOCK STATISTICS

Table 3.—CHARACTERISTICS OF HOUSING FOR CENSUS TRACTS, BY BLOCKS: 1950—Con.

Census tract	Block	All dwelling units by occupancy and tenure					All dwelling units by condition and plumbing facilities			Occupied dwelling units			Contract monthly rent <sup>1</sup>		Value <sup>2</sup> of one-dwelling-unit structures		
		Total	Owner occupied	Renter occupied	Vacant non-seasonal not dilap., for rent or sale	Other vacant and non-resident	Number reporting	No private bath or dilap.	No running water or dilap.	Total	Persons per room		Occupied by non-white	Number reporting	Average monthly rent (dollars)	Number reporting	Average value (dollars)
											Number reporting	1.51 or more					
4-E	8	26	24	2					26	26						24	13,000
	9	17	15	2					17	17						15	12,700
	10	20	19	1					20	20						19	12,315
	11	15	12	3					15	15						12	10,958
	12	16	11	5					16	16						8	9,562
	13	18	10	8					18	18	1			7	5,785	7	9,957
	14	15	11	4					15	15	1	3		4	5,375	9	8,666
	15	8	7	1					8	8				1		6	11,833
	16	8	8						8	8				1		8	10,750
	17	22	7	13	1	1			22	20				2	4,021	4	7,500
	18	49	30	18	1				49	48	1	3		17	4,347	21	8,428
	19	25	18	6	1				25	24		5		6	3,250	17	10,000
	20	34	26	7		1			34	33	1	5		7	5,828	23	10,521
	21	37	19	18					37	37				15	6,113	16	9,143
	22	31	21	9	1				31	30		2		8	4,775	17	8,988
	23	14	11	3					14	14				3	3,766	11	9,627
	24	20	13	7					20	20				7	5,614	11	9,454
	25	35	21	14					35	35				14	7,185	19	13,868
	26	34	22	12					34	34				12	5,633	17	10,617
	27	22	18	4					22	22				4	4,200	18	14,194
	28	24	20	2		2			24	22				1		19	14,394
	29	16	16						16	16						16	14,218
	30	21	14	7					21	21				7	5,371	14	8,414
	31	19	12	6		1			19	18				6	4,283	9	8,622
	32	17	13	4					17	17				3	5,666	12	10,333
	33	17	12	4	1				17	16				4	2,750	11	9,318
	34	28	14	13		1			28	27				13	3,700	7	8,171
	35	31	13	16	1	1			31	29	1			15	50,40	10	7,900
	36	18	16	2					18	18				11	4,418	3	7,000
	37	70	24	44		2			70	68	2	2		42	49,71	18	7,805
	38	27	19	8					27	27		1		7	4,557	17	9,235
	39	20	19	1					20	20		5		7	1,257	19	12,578
	40	17	10	7					17	17		3		1	5,442	9	11,555
	41	21	16	5					21	21		1		5	4,980	13	11,461
	42	18	14	4					18	18				4	7,050	13	9,846
	43	21	8	13					21	21				13	5,700	7	9,714
	44	25	17	8					25	25				8	5,625	15	9,366
45	24	19	4	1				24	23				5	4,160	17	8,617	
46	23	23						23	23		1	13	5	4,160	17	8,617	
47	12	9	3					12	12	1			3	3,233	9	8,588	
48	29	23	6					29	29		3		6	4,583	19	7,815	
49	42	21	21		2			42	42		5		21	4,276	18	7,972	
50	77	24	50	1				77	74		6		47	5,355	16	7,593	
51	145	8	131	6		19	1	139	133	1	4		126	4,579	4	9,625	
52	72	16	54	2		1	1	70	70		3		52	6,023	12	9,083	
53	21	26	5					21	21		7		5	5,840	12	9,666	
54	34	24	9		1			34	33				8	4,687	22	9,095	
55	38	22	13	2	1			38	35	5	2		10	4,920	18	8,611	
56	51	1	47	3				51	48				48	5,850			
57	45	8	37					45	45		5		37	5,008	5	11,060	
58	98	2	94	1	1			97	96				94	4,924			
5-A	1	25	1	24				19	25								
	3	10	1	8				9	9								
	4	46	1	44	1	1		45	44		1		6	4,066			
	5	23	1	22				20	20		3		4	3,645			
	6	22	1	21				14	23				22	3,918	1		
	8	14		13				14	22				19	1,742			
	9	20		20		1		14	13				12	3,800			
	10	1						20	20				20	4,715			
	12	5															
	15	33	1	4				4	3	3			5	5			
	16	34	3	31				33	16	33			1	33	4,000	1	
	17	29	2	26				33	17	33			1	33	4,584		
	19	65	2	63		1		28	9	34			1	29	3,979		
	20	13	3	9				62	6	28			1	24	50,666		
	21	19	5	14		1		12	4	65			1	56	4,528		
22	67	7	59				19	4	12			1	9	3,944	1		
23	104	19	81	1	1		67	4	19			2	13	4,892	1		
24	79	13	66		3		101	4	66			59	59	4,316	1		
25	70	5	64	1			78	19	100			80	80	4,115	8	7,462	
26	35	5	30				70	13	79			65	65	5,450			
27	57	5	52				35	2	69			3	3	5,055			
28	75	13	53	4	5		54	9	35			1	27	5,092	3	9,666	
29	75						70	18	66			1	55	3,917			
30	75						70	6	66		2		55	4,558	5	18,400	
5-B	1	68	24	40	2	2		68	64								
	3	11	3	7		1		11	10				3	6,858	17	16,500	
	4	11	7	4				11	10		1		7	6,800	3	23,333	
	5	34	16	17	1			34	11	11			3	7,000	6	17,083	
	6	43	10	33				43	33	33			16	9,181	1	22,409	
	7	43	12	31				43	43	42			33	5,787	11	21,250	
	8	21	8	13				20	64	64			50	60,666	4	19,000	
	9	74	8	66	1			74	21	73			1	1	64	21,611	
	10	118	17	98	1	2		118	74	73			64	5,875	18	21,611	
11	118	17	98	1	2		118	74	73			64	5,875	18	21,611		
12	118	17	98	1	2		118	74	73			64	5,875	18	21,611		
13	118	17	98	1	2		118	74	73			64	5,875	18	21,611		
14	118	17	98	1	2		118	74	73			64	5,875	18	21,611		
15	118	17	98	1	2		118	74	73			64	5,875	18	21,611		
16	118	17	98	1	2		118	74	73			64	5,875	18	21,611		
17	118	17	98	1	2		118	74	73			64	5,875	18	21,611		
18	118	17	98	1	2		118	74	73			64	5,875	18	21,611		
19	118	17	98	1	2		118	74	73			64	5,875	18	21,611		
20	118	17	98	1	2		118	74	73			64	5,875	18	21,611		
21	118	17	98</														



Table 3.—CHARACTERISTICS OF HOUSING FOR CENSUS TRACTS, BY BLOCKS: 1950—Con.

Census tract	Block	All dwelling units by occupancy and tenure					All dwelling units by condition and plumbing facilities			Occupied dwelling units			Contract monthly rent <sup>1</sup>		Value <sup>2</sup> of one-dwelling-unit structures	
		Total	Owner occupied	Renter occupied	Vacant non-seasonal not dilap., for rent or sale	Other vacant and non-resident	Number reporting	No private bath or dilap.	No running water or dilap.	Total	Persons per room		Number reporting	Average monthly rent (dollars)	Number reporting	Average value (dollars)
											Number reporting	1.51 or more				
5-B	10	96	15	79	1	1	95		94	94		79	56.88			
	11	34	10	22	2		34	1	32	32		20	62.10	1	20,000	
	12	12	3	9			12		12	12		9	49.77	3	19,833	
	13	20	7	9	3	1	19		16	15		10	70.50	3	10,833	
	14	84	5	77	2		84		82	82	1	75	64.08	1		
	15	109	6	103			109		109	109		101	55.39			
	16	93	12	79	2		92	3	91	90		81	59.22	2		
	17	119	19	98		2	117	2	117	114		97	68.47	14	26,214	
	18	1														
	19	115	3	111	1		114	5	114	114	2	110	52.80			
	20	3	3				3		3	3				3	19,333	
	21	13	4	9			13		13	13		9	65.88	1		
	22	11	3	7	1		11		10	10		8	64.75			
	23	1														
	24	127	5	119	3		127	5	124	124	3	117	47.00	1		
	25	42	2	37	3		42	8	39	39		38	39.50	2		
	26	40	6	34			40	8	40	40	2	34	59.64	3	35,000	
	27	1														
	30	36		36			36		36	36		35	45.25			
	31	13	1	11	1		13	1	12	12		12	45.08			
	33	11	2	9			11		11	11		7	42.14	2		
	34	26	11	12		3	26		23	23	1	12	59.00	7	32,000	
	35	5	1	3		1	5		4	4		3	56.33	1		
	36	94	35	44	13	2	93	2	79	79	1	56	73.57	25	19,116	
	37	9	7	1		1	8		8	8		1		7	23,642	
	38	5	4	1			4		5	4	1	1		3	24,000	
	39	10	7	3			10		10	10		3	100.00	7		
	40	12	2	10			12		12	12		10	65.60	2	19,857	
	41	3	1	2			3	1	3	3		1				
	42	3	1	2			3		3	3		1		1		
	43	54	3	51			53		54	52	1	48	54.89	1		
	44	26	1	25			25	1	26	25	1	21	47.04	1		
	45	120	2	117		1	120	2	119	119	3	110	47.90	1		
	46	91	3	84	2		90		87	87	1	85	50.80			
	47	22		22		2	22	16	22	22	3	18	35.88			
	48	100	6	94			100	18	100	100	4	91	49.21	3	25,000	
	49	101	3	93	2	3	100	7	96	92	4	93	47.00	1		
	50	75	11	64			74	19	75	70	1	60	48.43	5	20,600	
	51	56	4	51			56	1	55	55		50	44.52	2		
	52	79	3	76		1	79		79	79	1	74	49.70	2		
	53	59	2	57			59		59	59		54	46.09	1		
	54	30	3	27			30		30	30	5	26	54.00	2		
	55	25	10	14		1	25		24	24		13	79.61	7	20,428	
	56	19	9	10			19	2	19	18		6	44.66	6	20,666	
	57	3	2			1	3		2	2				1		
	58	76	4	71		1	75		75	73		65	70.36	2		
	59	50	10	39	1		50	5	49	49	1	38	66.02	4	11,875	
	60	11	2	9			11		11	11		9	46.11	1		
	61	104	4	96	2	2	104	9	100	100	3	92	55.22	2		
	62	106	13	86	3	4	103	7	99	99	2	87	54.34	3	8,333	
	63	42	4	35	2	1	41	3	39	39	1	34	53.58	1		
	64	30	8	20	1	1	27	1	28	28	1	21	49.19	4	7,500	
	65	121	14	101	5	1	118	12	115	115	1	104	41.73	4	10,750	
	66	191	5	184	2		189	5	189	188	6	179	54.70	1		
	67	90	4	84	1	1	90	43	88	88	4	80	40.47	1		
	68	74	9	65			72	2	74	73	1	63	48.79	2		
	69	83	11	71	1		81	2	82	81	1	68	56.57	1		
	70	123	8	109	5	1	121	9	117	115	1	108	58.69	2		
	71	6	3	3			6		6	6		3	106.66	2		
5-C	1	8	6	1		1	8		7	7		1		5	17,200	
	2	30	27	3			30		30	30		3	76.00	26	15,365	
	3	9	7	2			9		9	9		2		6	14,250	
	4	15	12	3			15		15	15		3	96.66	12	15,275	
	5	7	7				7		7	7				7	15,714	
	6	12	10	2			11		12	12		1		9	20,277	
	7	13	8	5			13		13	13		5	54.00	7	27,428	
	8	37	18	18	1		36	2	36	35	1	18	81.33	16	19,875	
	9	53	26	24		3	51	2	50	49		22	65.81	14	16,464	
	10	42	18	24			42		42	42		23	90.13	16	23,250	
	11	39	27	12			39		39	39		12	63.66	23	17,347	
	12	32	23	9			32		31	31	1	9	61.77	17	15,205	
	13	32	27	5			32		32	32		4	42.50	23	13,760	
	14	48	18	30			47		48	47		28	51.78	10	21,150	
	15	57	24	33			54	3	57	54	2	31	65.64	15	14,920	
	16	80	29	51			79	7	81	79	3	50	47.54	16	15,218	
	17	41	25	16			40		41	40	1	15	68.13	19	20,105	
	18	15	8	7			15		15	15		3	62.50	5	23,000	
	19	18	13	5			18	1	18	18	1	3	98.33	10	24,500	
	20	19	18	1			18		19	18		1		16	22,312	
	21	13	9	3	1		12		12	12		3	56.66	8	25,625	
	22	8	4	4		1	8		8	7		4	143.75	4	23,750	
	23	30	16	12	1	1	30		28	28	2	12	83.66	13	20,500	

<sup>1</sup>For renter - occupied dwelling units and vacant nonseasonal not dilapidated units, for rent.

<sup>2</sup>For owner - occupied dwelling units and vacant nonseasonal not dilapidated units, for sale only.

HOUSING—BLOCK STATISTICS

Table 3.—CHARACTERISTICS OF HOUSING FOR CENSUS TRACTS, BY BLOCKS: 1950—Con.

Census tract	Block	All dwelling units by occupancy and tenure					All dwelling units by condition and plumbing facilities			Occupied dwelling units			Contract monthly rent <sup>1</sup>		Value <sup>2</sup> of one-dwelling-unit structures		
		Total	Owner occupied	Renter occupied	Vacant non-seasonal not dilap. for rent or sale	Other vacant and non-resident	Number reporting	No private bath or dilap.	No running water or dilap.	Total	Persons per room		Occupied by non-white	Number reporting	Average monthly rent (dollars)	Number reporting	Average value (dollars)
											Number reporting	1.51 or more					
5 - C	24	4	2	1	1	4			3	3			2		2	17,666	
	25	5	4	1		5			5	5			1		3	15,583	
	26	8	7	1		8			8	8			1		6	12,000	
	27	3	3			3			3	3					3	12,000	
	28	10	7	3		10			10	10	1		3	78.33	7	14,071	
	29	14	12	2		14			14	14			2		11	14,090	
	30	3	3			3			3	3					3	9,333	
	31	12	12			12			12	12					12	17,108	
	32	3	3			3			3	3					3	19,000	
	33	11	10		1	11			10	10					10	19,800	
	34	13	12	1		13			13	13				1	12	13,816	
	35	9	9			9			9	9					9	15,111	
	36	7	6		1	7			6	6					6	12,583	
	37	15	14	1		15			15	15				1	14	20,750	
	38	7	5	2		6			7	6				2	5	15,200	
	39	7	7			7			7	7		1			7	15,428	
	40	37	24	11		37		2	35	35	1		10	107.20	21	24,928	
	41	21	13	7	1	20			20	20			8	69.87	11	24,454	
	42	12	9	3		12			12	12			3	85.66	8	22,375	
	43	16	11	5		16			16	16			5	97.80	9	25,333	
	44	28	19	9		28			28	28			9	89.88	16	21,906	
	45	35	23	11	1	35			34	34			11	80.63	16	19,062	
	46	64	15	47	2	64	5	1	62	61			48	54.85	9	16,666	
	47	90	10	79		90			89	87			73	48.27	3	15,000	
	48	46	25	17	3	43	1		42	42		1	14	67.21	19	21,315	
	49	2															
	50	8	7			8			7	7					7	16,000	
	51	9	8	1		9			9	9					8	18,000	
	52	5	2	1		2			4	2					2		
	53	6	5			6			5	5					5	16,200	
	5 - D	1	37	13	22	1	1		36	1			1	23	53.26	12	13,000
		2	25	17	8		25		25	25			1	8	67.00	15	14,000
		3	49	19	30		49	6	2	49	49			28	52.85	14	10,364
4		32	13	19		32			32	32			12	54.75	15	13,933	
5		51	27	24	1	51	2	1	48	48	1		21	61.19	21	13,380	
6		7	17			17			17	17			17	57.35	17	13,117	
7		33	24	9		33			34	34	1		10	52.30	18	11,361	
8		5	22		1	22		1	22	22			31	48.96	12	11,225	
9		55	22	33		55		2	55	55			11	58.45	10	10,300	
10		26	15	11		26			26	26			11	58.45	10	10,300	
11		70	12	57	1	68		3	69	68		1	54	53.51	5	9,500	
12		45	26	17	2	45			43	43			17	49.23	17	11,823	
13		32	16	14	2	30			30	30			14	59.00	9	15,266	
14		67	28	39		67	7		67	67			37	47.24	14	12,571	
15		51	20	28	3	51	10		48	46		1	27	47.00	13	13,038	
16		7	2	3		5			5	5			3	46.66	2		
18		28	5	23		27	1	1	28	27			23	61.04	3	11,333	
19		70	19	47	3	66	12	6	66	65		3	48	45.58	9	9,888	
20		59	25	29		59	8	8	54	54			28	51.78	14	9,464	
21		51	16	35	5	50	5		51	51			34	46.23	9	10,888	
22		43	24	19		43	4	4	43	43			18	37.72	16	9,750	
23		56	24	31		55	10	2	55	55	1		31	47.16	14	9,300	
24		53	22	29	1	51	4	8	51	48		1	28	51.42	17	9,411	
25		44	13	30		43	4	2	43	43			29	44.44	7	7,714	
26		43	9	33		43	4	3	42	40		2	31	43.03	6	14,333	
27		75	13	54	2	75	8	6	67	67			49	51.04	5	11,000	
28		47	17	26	4	47	2	1	43	42			24	62.62	11	13,681	
5 - E		1	59	17	41	1	58		58	58			41	46.43	10	20,200	
		2	111	16	93		110	2	109	106			92	55.66	7	16,857	
		3	44	9	35		43	4	44	43	1		34	52.23	4	12,875	
		4	10	2	6	2	10	3		8	8		1	7	61.71		
		5	49	21	25	3	49	8		46	46	1		27	49.62	14	8,642
		6	71	18	44	2	70	6	1	62	61		3	42	47.64	7	10,000
	7	45	20	24		45	4	1	44	44			22	54.18	13	8,892	
	8	59	14	41	2	59	6	2	55	55		2	41	39.95	7	10,428	
	9	50	18	29	2	50	6	2	47	47			30	56.06	11	11,545	
	10	94	8	84	2	94	3	1	92	92			84	47.07	1		
	12	62	11	24	2	62	3		60	57			23	60.91	4	20,000	
	13	62	20	40	2	59	4		60	57	1		37	43.40	11	11,727	
	14	31	20	30		31	11	9	30	29	1		31	44.12	9	10,000	
	15	31	6	24	1	31	2	1	30	29			23	49.13	1		
	16	29	10	19		29	5	5	29	29			16	46.31	7	10,142	
	17	67	11	54	2	64	9	8	65	64	2		55	51.43	5	8,200	
	18	88	2	82	4	86			84	84			84	61.95			
	19	16	2	15	1	16			15	15			14	52.64			
	20	12	2	9		10	6	2	11	10			9	24.77			
	21	55	5	46	4	52	23	22	51	47	2	3	49	51.46	2		
	22	27	10	17		27	9	9	27	27			17	48.47	5	7,600	
	23	38	8	30		38	3	3	38	38			29	49.75	3	14,666	
	24	19	10	9		19			19	19			8	53.25	5	14,400	
	25	30	5	23		29	9	9	28	28			23	44.56	1		
	26	23	3	19	1	21	2		22	21	1		19	54.15	1		
	27	24	4	15	4	23	9		19	19			19	48.68	1		
	28	15	2	12		15	2		14	14			11	36.54	4	7,125	

<sup>1</sup>For renter - occupied dwelling units and vacant nonseasonal not dilapidated units, for rent.  
<sup>2</sup>For owner - occupied dwelling units and vacant nonseasonal not dilapidated units, for sale only.

Table 3.—CHARACTERISTICS OF HOUSING FOR CENSUS TRACTS, BY BLOCKS: 1950—Con.

Census tract	Block	All dwelling units by occupancy and tenure					All dwelling units by condition and plumbing facilities			Occupied dwelling units			Contract monthly rent <sup>1</sup>		Value <sup>2</sup> of one-dwelling-unit structures		
		Total	Owner occupied	Renter occupied	Vacant non-seasonal not dilap., for rent or sale	Other vacant and non-resident	Number reporting	No private bath or dilap.	No running water or dilap.	Total	Persons per room		Occupied by non-white	Number reporting	Average monthly rent (dollars)	Number reporting	Average value (dollars)
											Number reporting	1.51 or more					
5-E	29	16		16		16	9		16	16			14	43.00			
6-A	1	10	10			10			10	10					10	16,700	
	2	20	16	4		20			20	20			1		16	17,375	
	3	55	50	5		55			55	55			5	82.00	48	15,395	
	4	50	43	7		49			50	49			7	75.42	42	16,261	
	5	31	26	5		31		1	30	30			3	145.00	26	15,288	
	6	22	17	5		21			21	21			4	104.50	18	17,444	
	7	12	6	6	1	10		1	12	10			5	74.00	4	13,125	
	8	22	18	4		22			22	22			4	66.25	18	15,500	
	9	25	23	2		25			25	25			2		23	14,652	
	10	43	39	4		40			42	40			2		38	13,421	
	11																
	12	15	14	1		15			15	15			1		14	17,071	
	13	22	20	2		22			22	22			1		20	19,125	
	14	33	30	3		33			33	33			13	72.15	17	15,647	
	15	33	30	3		33			33	33			1		29	13,982	
	16	33	30	3		33			33	33		1		55.76	20	13,950	
	17	33	30	3		33			33	33				90.00	20	13,950	
	18	33	30	3		33			33	33				63.75	24	13,645	
	19	27	24	3		27			27	27				68.75	20	16,400	
	20	27	24	3		27			27	27				83.75	23	14,956	
	21	27	24	3		27			30	30				65.25	26	13,692	
	22	25	22	3		25			25	25				78.33	22	11,909	
	23	19	16	3		19			19	19					2	11,928	
24	7	6	1		7			7	7					1	13,000		
6-B	1	9	9			9			9	9					9	17,333	
	2	21	19	2		21			21	21			1		18	18,655	
	3	7	5	2		7			7	6			1		4	18,000	
	4	13	10	3		13			13	13			2		9	15,333	
	5	11	7	4		10		1	10	10			2		7	14,285	
	6	19	18	1		18			19	18			1		17	15,435	
	7	11	10	1		11			11	11					9	15,000	
	8	6	5	1		5			6	5					3	17,833	
	9	22	20	2		22			22	22			1		17	18,552	
	10	12	11	1		12			12	12			2		11	18,090	
	11	28	18	10		28			28	27			8	61.87	14	15,107	
	12	17	13	4		17		1	16	16			3	84.33	12	14,625	
	13	16	15	1		16			16	16			1		13	15,884	
	14	27	22	5		27			27	27			5	57.60	19	17,684	
	15	37	20	17		37			37	37			17	59.58	18	16,300	
	16	12	10	2		12		1	12	12			2		9	19,333	
	17	19	10	8		19			18	17		1		83.75	8	13,437	
	18	8	7	1		8			8	8					6	15,083	
	19	11	9	2		11			10	10					8	17,375	
	20	7	7			7			7	7					7	17,142	
	21	3	3			3			3	3					3	26,666	
	22	5	5			5			5	5					5	19,800	
	23	14	12	2		14			13	13			1		11	16,090	
24	29	26	3		29			27	27					25	18,200		
25	13	12	1		13		1	13	13			1		10	14,700		
26	5	5			4			5	4					4	11,000		
27	11	6	5		11			10	10			5	80.80	6	14,650		
28	25	18	7		25		1	24	24			4	60.50	17	13,305		
29	47	35	12		47		1	47	47			12	74.00	30	16,600		
30	112	78	34		111		6	109	108		2	28	61.64	63	13,877		
31	16	12	4		16			16	16			4	69.25	9	13,055		
32	10	6	4		9			9	9			3	65.66	4	16,250		
33	12	10	2		12			12	12			2		9	19,444		
34	6	5	1		6			6	6			1		5	12,400		
35	3	3			3			3	3					3	9,666		
36	5	4	1		5			5	5			1		3	13,000		
37	9	7	2		9		1	7	7					7	18,857		
38	7	6	1		7			6	6					6	24,666		
39	8	7	1		8			8	8			1		7	15,785		
40	7	6	1		7			7	7			1		6	14,100		
41	4	4			4			4	4					4	32,125		
42	8	7	1		8			8	8			1		6	17,150		
43	20	15	5		20			20	20			5	90.60	13	16,884		
44	4	4			4			4	4					4	14,375		
45	3	3			3			3	3					3	20,000		
46	5	1	4		5			4	4			2		4	17,181		
47	15	12	3		15			15	15			3	78.33	11	17,181		
48	15	12	3		15			15	15		1		55.00	10	18,200		
49	4	2	2		4			4	4			1		1	1		
50	6	4	2		6		1	6	6			2		4	21,250		
51	56	34	22		56			55	54			20	48.65	30	18,566		
52	12	9	3		12			12	12			3	88.33	6	14,833		
53	31	12	19		31		2	29	29			17	50.35	6	13,916		
54	25	13	12		25		1	25	25			11	52.72	10	11,900		
55	51	27	24		48			49	48			20	69.00	21	14,404		
6-C	1	17	17			17			17	17					17	21,411	

<sup>1</sup>For renter - occupied dwelling units and vacant nonseasonal not dilapidated units, for rent.  
<sup>2</sup>For owner - occupied dwelling units and vacant nonseasonal not dilapidated units, for sale only.

HOUSING—BLOCK STATISTICS

Table 3.—CHARACTERISTICS OF HOUSING FOR CENSUS TRACTS, BY BLOCKS: 1950—Con.

Census tract	Block	All dwelling units by occupancy and tenure					All dwelling units by condition and plumbing facilities			Occupied dwelling units			Contract monthly rent <sup>1</sup>		Value <sup>2</sup> of one-dwelling-unit structures	
		Total	Owner occupied	Renter occupied	Vacant non-seasonal not dilap. for rent or sale	Other vacant and non-resident	Number reporting	No private bath or dilap.	No running water or dilap.	Total	Persons per room		Number reporting	Average monthly rent (dollars)	Number reporting	Average value (dollars)
											Number reporting	1.51 or more				
6-C	2	21	19		1	1	21			19	18				18	21,500
	3	33	31	2			33			33	33			2	29	21,224
	4	21	18	1	2		21			19	19			1	18	18,250
	5	20	17	3			20			20	18			2	17	22,264
	6	15	15				15			15	15				15	21,066
	7	28	25	2		1	28			27	27			1	24	18,541
	8	23	22	1			23			23	23			1	21	19,857
	9	13	11	2			13			13	13			2	9	20,333
	10	26	26				26			26	26				26	19,050
	11	17	13	4			17			17	17			4	13	15,230
	12	54	51	1	2		52			52	51			1	51	18,745
	13	13	13				13			13	13				12	20,000
	14	8	7	1			8			8	8			1	7	20,000
	15	55	44	9	2		54			53	53			9	40	16,712
	16	37	35	2			37			37	37			2	35	17,400
	17	31	30	1			29			31	30			1	29	17,544
	18	5	4	1			5			5	5			1	4	14,500
	19	3	3				3			3	3				4	17,500
	20	35	30	5			35			35	34			3	28	20,978
	21	39	33	6			39	2	2	39	38	1		6	31	17,258
	22	29	24	5			29			29	28			4	23	17,000
	23	7	7				7			7	7				6	17,583
	24	4	3	1			4			4	4			1	3	12,333
	25	15	15				15			15	14				15	18,466
	6-D	1	26	26			26			26	25					26
2		16	14	1		1			15	15			1	14	21,714	
3		30	16	2		1			18	18			2	14	20,035	
4		30	30		2		30			30	30			29	18,931	
5		23	20	3			23			23	23			3	20	19,900
6		39	38	1			39			39	39			1	35	19,125
7		18	14	4			17			18	16			2	9	17,333
8		28	25	3			28			28	28			3	25	19,500
9		17	14	2		1	17			16	16			2	12	17,416
10		33	29	4			33			33	33			4	26	17,730
11		17	16	1			17			17	17	1		1	15	14,200
12		26	24	2			26			26	26			2	23	18,108
13		27	24	2			27			26	26			2	24	18,329
14		9	8	1			9			9	9			1	7	16,142
15		31	29	2			31			31	31	1		2	27	19,122
16		36	30	4		2	36			34	34			1	27	19,122
17		36	35	1			36			36	36			3	29	25,827
18		27	24	1	2	1	27			24	24			1	34	26,088
19		35	29	5	1	1	33			34	31			1	23	17,760
20		23	21	2			23			23	23	1		4	23	29,456
21		40	35	5			38			40	40			2	20	18,735
22		11	8	3			11			11	11			5	34	17,338
23		27	26	1			27			27	27			3	8	13,812
24		27	24	2			27			26	25			1	25	19,380
25		22	20	2	1		22			22	22			2	24	17,562
26		28	26	1			28			27	26			1	20	21,875
27		24	22	2		1	24			24	24			1	26	19,557
28		5	5				5			5	5			2	17	23,652
29		17	17				17			17	17				5	16,400
30		25	24	1			22			25	25			1	15	18,666
31		32	27	5			32		1	32	32				22	15,522
32		7	6	1			7			7	7			4	24	17,250
33		3	3				3			3	3				6	35,000
34		10	9	1			10			10	9			1	3	33,333
35		8	8				8			8	8			1	8	32,000
36	4	4				4			4	4				8	35,000	
37	11	11				11			11	11				4	37,375	
38	17	16	1			17			17	17				11	39,500	
39	32	29	3			31			32	31				16	21,906	
40	42	33	7	2		42			40	40			2	24	22,875	
41	26	23	3			26			26	26			6	29	19,655	
42	40	35	5			40			40	40			1	23	20,869	
43	14	12	2			13			14	14			4	33	21,000	
44	14	14				13			14	14			2	11	21,090	
45	37	28	5	4		36			33	33				27	18,230	
46	38	31	7			36			38	37			6	27	20,444	
47	7	5	2			7		1	7	7	1		7	29	18,689	
48	44	39	5			42		1	44	44			5	5	18,800	
49	16	13	3			16			16	16			5	8	15,368	
50	26	25	1			24		1	26	26			2	12	16,041	
51								1					1	25	17,000	
52	11	9	2			11			11	11				9	20,444	
53	19	17	2			19			19	19			1	16	16,812	
54	29	25	4			29			29	29			4	23	15,326	
	49	43	4	2		49			47	47			4	44	15,488	
6-E	1	29	24	5		29		1	29	29			4	19	17,663	
	2	7	7			7			7	7				7	11,928	
	3	14	13		1		14		13	13			1	12	11,866	

<sup>1</sup>For renter-occupied dwelling units and vacant nonseasonal not dilapidated units, for rent.  
<sup>2</sup>For owner-occupied dwelling units and vacant nonseasonal not dilapidated units, for sale only.

Table 3.—CHARACTERISTICS OF HOUSING FOR CENSUS TRACTS, BY BLOCKS: 1950—Con.

Census tract	Block	All dwelling units by occupancy and tenure					All dwelling units by condition and plumbing facilities			Occupied dwelling units			Contract monthly rent <sup>1</sup>		Value <sup>2</sup> of one-dwelling-unit structures	
		Total	Owner occupied	Renter occupied	Vacant non-seasonal not dilap., for rent or sale	Other vacant and non-resident	Number reporting	No private bath or dilap.	No running water or dilap.	Total	Persons per room		Number reporting	Average monthly rent (dollars)	Number reporting	Average value (dollars)
											Number reporting	1.51 or more				
6-E	4	31	26	5					31	30						
	5	36	31	3	1	1			34	34		4	65.00	25	12.40	0
	6	31	27	3	1				30	30		3	86.66	30	16.86	6
	7	16	12	3					15	15		3	76.66	25	16.02	0
	8	19	17	2		1		1	19	19		2	108.33	11	19.40	9
	9	10	10						10	10		2		17	17.91	1
	10	10	10						10	10		2		10	17.33	0
	11	21	19	2					21	21		2		19	17.50	0
	12	10	10						10	10		2		10	16.00	0
	13	31	29	2					31	31		2		27	16.00	0
		41	36	5				3	41	41		4	97.20	33	14.75	7
	14	36	27	7	2			1	34	34		7	57.28	27	13.61	1
	15	30	27	3					30	30		3	75.66	27	12.26	2
	16	15	12	3					15	15		3	65.00	11	11.59	0
	17	15	14	1					15	15		1		14	11.92	8
	18	36	36			1			35	35		3	58.33	31	9.40	9
	19	14	13	1					14	14		3	57.33	11	13.00	0
	20	23	14	8	1				22	22		8	55.87	14	9.47	8
	21	17	16	1					17	17		1		16	12.34	3
	22	20	20						21	21		1		19	15.55	2
	23	18	14	4					18	18		3	146.66	14	16.92	8
	24	41	35	6					41	41		5	65.60	33	14.81	2
	25	19	19	7					26	26		7	53.57	19	13.39	4
	26	29	25	4					29	29		3	61.00	23	13.21	3
	27	19	17		2				17	17	1			17	12.23	5
	28	18	17	1					18	18		1		17	12.35	2
	29	18	13	5		1		1	18	18		5	57.80	13	11.69	2
	30	30	30						30	30		10	52.10	17	9.61	7
	31	12	11	1					12	12		8		12	10.66	6
	32	41	31	9		1			40	40		8	55.00	30	11.89	0
	33	29	22	7					29	29		7	52.00	22	12.54	5
	34	15	12	3					15	15		3	63.33	10	13.85	0
	35	14	12	2					13	13		1		12	16.58	3
	36	28	25	3		1			28	27		3	53.00	25	14.94	0
	37	21	18	3					21	21		1		18	16.33	3
	38	2														
	39	20	15	5					20	19		4	73.25	13	11.03	8
	40	29	27	2					29	29		2		26	13.98	0
	41	21	17	4				1	21	21		4	61.50	17	12.91	1
	42	43	29	14					42	42		12	46.41	25	13.90	0
	43	22	22						22	22		2		21	14.57	1
	44	15	13	2					15	15		2		11	14.04	5
	45	17	13	4					17	17		4	77.25	11	13.00	0
	46	23	19	4					23	22		4	73.00	15	12.23	3
	47	30	26	3					29	29		3	60.66	24	13.08	3
	48	38	31	7		1			38	38		5	44.20	29	14.51	7
	49	38	32	6					38	38		6	61.83	28	14.35	7
	50	32	27	4	1				31	31		3	58.33	25	13.76	0
	51	27	20	7					27	27		6	59.16	18	14.91	6
	52	13	10	2	1				12	12		8	18.87	8	18.87	5
	53	35	33	2					35	35		2		32	15.73	4
	54	22	21	1				1	22	21		1		21	14.78	5
	55	19	16	3				1	19	19		3	78.33	16	14.28	1
	56	28	26	2				2	28	28		2		26	12.57	6
	57	26	19	7				2	26	24		6	62.16	18	11.44	4
	58	33	27	5				1	32	31		5	54.60	25	11.70	0
	59	24	22	2					24	24		2		21	12.23	8
	60	33	29	4					33	32		4	93.25	29	13.36	2
	62	41	33	8					41	41	1	8	63.62	31	11.54	8
	63	26	23	3					26	26		3	45.66	23	11.73	9
	64	48	35	12	1				47	47		12	63.16	30	12.03	3
	65	24	19	4	1				24	23		4	46.50	19	13.21	0

<sup>1</sup>For renter - occupied dwelling units and vacant nonseasonal not dilapidated units, for rent.  
<sup>2</sup>For owner - occupied dwelling units and vacant nonseasonal not dilapidated units, for sale only.

BERKELEY, CALIFORNIA, BY CENSUS TRACTS AND BLOCKS: 1950

PART 1 OF 2 PARTS



LEGEND

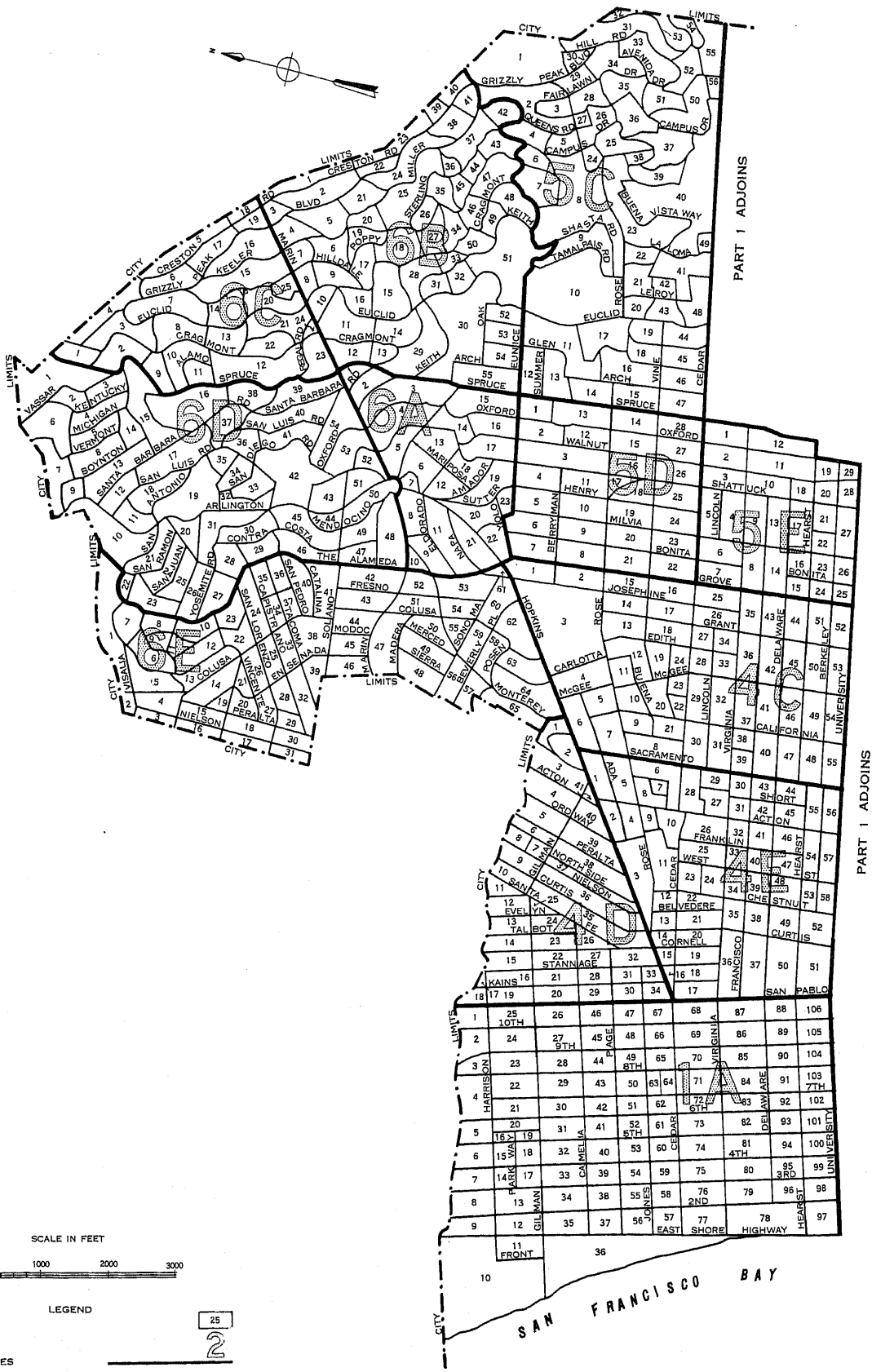
- BLOCK NUMBERS
- TRACT NUMBERS
- TRACT BOUNDARIES
- U.S. DEPARTMENT OF COMMERCE, BUREAU OF THE CENSUS

25

2

BERKELEY, CALIFORNIA, BY CENSUS TRACTS AND BLOCKS: 1950


PART 2 OF 2 PARTS



BLOCK NUMBERS  
 TRACT NUMBERS  
 TRACT BOUNDARIES  
 U.S. DEPARTMENT OF COMMERCE, BUREAU OF THE CENSUS

# 1950 UNITED STATES CENSUS OF HOUSING

U. S. DEPARTMENT OF COMMERCE • BUREAU OF THE CENSUS



**BETHLEHEM, PA.**

**BLOCK  
STATISTICS**



## U. S. CENSUS OF HOUSING: 1950

### Volume

- I General Characteristics
- II Nonfarm Housing Characteristics
- III Farm Housing Characteristics
- IV Residential Financing
- V Block Statistics

Housing statistics for census tracts are to be included in the Population reports on census tracts.

## U. S. CENSUS OF POPULATION: 1950

### Volume

- I Number of Inhabitants
- II Characteristics of the Population

Succeeding volumes will cover the following subjects:

Census Tracts, Nativity and Parentage, Nonwhite Population by Race, Persons of Spanish Surname, Institutional Population, Differential Fertility, Labor Force Characteristics, Occupation, Industry, Income, Internal Migration, Education, Characteristics of Families and Households.

**UNITED STATES CENSUS of HOUSING : 1950**  
U. S. DEPARTMENT OF COMMERCE  
CHARLES SAWYER, Secretary

BUREAU OF THE CENSUS  
ROY V. PEEL, Director



**BLOCK STATISTICS**


**BETHLEHEM**  
**PENNSYLVANIA**

*Prepared under the supervision of*  
Howard G. Brunzman, Chief  
*Population and Housing Division*

1950 HOUSING CENSUS REPORT  
VOLUME V, PART 18

UNITED STATES GOVERNMENT PRINTING OFFICE 1952

**BLOCKS • WARDS**





## BUREAU OF THE CENSUS

ROY V. PEEL, *Director*

A. ROSS ECKLER, *Deputy Director*  
HOWARD C. GRIEVES, *Assistant Director*  
CONRAD TAEUBER, *Assistant Director*  
MORRIS H. HANSEN, *Assistant Director for Statistical Standards*  
ROBERT Y. PHILLIPS, *Assistant Director for Operations*  
CALVERT L. DEDRICK, *Coordinator, International Statistics*  
FRANK R. WILSON, *Information Assistant to the Director*

### Population and Housing Division—

HOWARD G. BRUNSMAN, *Chief*  
WAYNE F. DAUGHERTY, *Assistant Chief for Housing*  
ROBERT B. VOIGHT, *Assistant Chief for Operations*  
HENRY S. SHRYOCK, Jr., *Assistant Chief for Population*  
EDWIN D. GOLDFIELD, *Program Coordinator*

Quality and Equipment Statistics—Robert C. Hamer, *Chief*  
Inventory Statistics—Carl A. S. Coan, *Chief*  
Developmental Programs—J. Hugh Rose, *Chief*  
Residential Financing—Junia H. Honnold, *Chief*  
Territories and Possessions—Joel Williams, *Chief*  
Statistical Sampling—Joseph Steinberg, *Chief*  
Statistical Procedure—Morton A. Meyer, *Chief*  
Processing Operations—Milton D. Lieberman, *Chief*

Administrative Service Division—WALTER L. KEHRES, *Chief*  
Agriculture Division—RAY HURLEY, *Chief*  
Budget Officer—CHARLES H. ALEXANDER  
Business Division—HARVEY KAILIN, *Acting Chief*  
Field Division—LOWELL T. GALT, *Chief*  
Foreign Trade Division—J. EDWARD ELY, *Chief*  
Geography Division—CLARENCE F. BATSCHULET, *Chief*  
Governments Division—ALLEN D. MANVEL, *Chief*  
Industry Division—MAXWELL R. CONKLIN, *Chief*  
Machine Tabulation Division—C. F. VAN AKEN, *Chief*  
Personnel Division—HELEN D. ALMON, *Chief*

### SUGGESTED IDENTIFICATION

U. S. Bureau of the Census. *U. S. Census of Housing: 1950. Vol. V, Block Statistics, Part 18.*  
U. S. Government Printing Office, Washington, D. C., 1952

For sale by the Superintendent of Documents, U. S. Government Printing Office, Washington 25, D. C.,  
or any of the Field Offices of the Department of Commerce - Price 20 cents

## PREFACE

This report presents statistics on characteristics of dwelling units by blocks for the city. The tabulations are based on data from the 1950 Census of Housing, taken as of April 1, 1950. Authorization for the 1950 Census of Housing as part of the Seventeenth Decennial Census was provided by the Housing Act of 1949, approved July 15, 1949.

The major portion of the information compiled from the 1950 Census of Housing appears in Volume I, *General Characteristics*; Volume II, *Nonfarm Housing Characteristics*; Volume III, *Farm Housing Characteristics*; Volume IV, *Residential Financing*; and Volume V, *Block Statistics*. Volume V consists of separate reports, issued as bulletins for each of the 209 cities which in 1940 or in a subsequent census had a population of 50,000 or more. These reports will not be bound into a single publication.

The subjects covered in both the 1950 and 1940 reports on characteristics of dwelling units by blocks are substantially similar.

This report was prepared under the direction of Howard G. Brunsman, Chief, Population and Housing Division, and Wayne F. Daugherty, Assistant Chief for Housing. Robert C. Hamer, Chief, Quality and Equipment Statistics Section, was in charge of coordinating the content and the format of the report with assistance from Carl A. S. Coan, Chief, Inventory Statistics Section; Floyd D. McNaughton, Chief, Equipment and Facilities Unit; Beulah Washabaugh, Chief, Tenure and Vacancy Unit; and Walter A. Hines. The compilation of the statistics was under the supervision of Robert B. Voight, Assistant Chief for Operations.

The collection of the information on which these statistics are based was under the supervision of Lowell T. Galt, Chief, Field Division. The geographic work, including the assignment of all block numbers and the preparation of maps, was under the supervision of Clarence E. Batschelet, Chief, Geography Division. The data were tabulated under the supervision of C. F. Van Aken, Chief, Machine Tabulation Division.

March 1952

# BETHLEHEM, PA.

## CONTENTS

### INTRODUCTION

	Page		Page
General.....	1	Definitions and explanations—Continued	
Related reports.....	1	Persons per room.....	2
Use of data.....	1	Color of occupants.....	2
Comparability with 1940 Housing Census data.....	1	Contract monthly rent.....	2
Definitions and explanations.....	1	Value of one-dwelling-unit structures.....	2
Dwelling unit.....	1	Number reporting.....	2
Occupancy and tenure.....	2	Block identification.....	2
Condition and plumbing facilities.....	2		

### TABLES

	Page
Table 1.—Characteristics of housing for the city: 1950.....	3
Table 2.—Characteristics of housing by wards: 1950.....	3
Table 3.—Characteristics of housing for wards, by blocks: 1950.....	4

Map of city, by blocks, appears following last page of tables.

# BLOCK STATISTICS

## INTRODUCTION

### GENERAL

Volume V of the Reports on Housing consists of a separate report for each of the 209 cities which in 1940, or in a subsequent census prior to 1950, had a population of 50,000 or more. Each report presents for the city, by blocks, tabulations for a limited number of subjects obtained in the Census of Housing. The subjects in these reports are similar to those in the block statistics supplements to Volume I of the reports of the 1940 Census of Housing. The subjects in this report present the number of dwelling units classified by occupancy and tenure, condition and plumbing facilities, persons per room, color of occupants, average contract monthly rent of renter-occupied and selected vacant units, and the average value of one-dwelling-unit owner-occupied and selected vacant structures. In table 1, the statistics for these subjects are summarized for the city. Table 2 contains the statistics for wards; these are the only statistics for wards that will be published from the 1950 Census of Housing. In table 3, the data are presented by blocks within wards and block areas. Maps identifying the location of each block and the ward boundaries are a part of this report.

**Related reports.**—Related statistics for this city are contained in the Reports on Housing, Volume I, *General Characteristics*; and in the Reports on Population, Volume I, *Number of Inhabitants*, and Volume II, *Characteristics of the Population*.

The Reports on Housing for each State in Volume I present data on the characteristics of dwelling units for the State by residence (urban, rural nonfarm, and rural farm), for standard metropolitan areas, urbanized areas, counties, for urban places, places of 1,000 to 2,500 inhabitants, and rural-nonfarm and rural-farm dwelling units for each county. Each report includes the following subjects: occupancy, tenure, race of occupants, type of structure, year built, condition and plumbing facilities, water supply, toilet and bathing facilities, number of rooms, number of persons, persons per room, electric lighting, heating equipment, heating and cooking fuels, refrigeration equipment, kitchen sink, radio, television, and, for nonfarm units, the contract monthly rent, gross monthly rent, and value of one-dwelling-unit structures.

Volume I of the Reports on Population shows the 1950 population of each county and of each minor civil division within the county. It also contains figures for each incorporated place, for each unincorporated place with 1,000 or more inhabitants, and for incorporated places of 5,000 or more by wards. A special series of tables presents data for each urbanized area giving the incorporated places and portions of minor civil divisions within it.

Volume II of the 1950 Population Reports contains statistics on the general characteristics of the population. Chapter A of his volume repeats the figures on number of inhabitants as shown in Volume I; Chapter B presents demographic, economic, and social characteristics of the population; and Chapter C gives more detailed cross-classifications for States and large cities and standard metropolitan areas.

**Use of data.**—The tabulation of housing characteristics for areas as small as city blocks provides descriptive material of considerable value for technical studies of housing in the city. The statistics will be useful in compiling totals for special types of areas that may be defined to meet the requirements of individual investigators. Users of the data should bear in mind that in

practically all cases the data for a given block represent the work of only one enumerator. Consequently, housing characteristics for blocks are subject to a wider margin of error than is to be expected in the figures for tracts or wards which represent returns made by a number of enumerators. Misinterpretation of instructions by one enumerator may cause a significant bias in the statistics for a block even though it may have a negligible effect upon the figures for larger areas. In particular, the enumeration of "condition" depended to a considerable extent upon the judgment of the individual enumerator. Also, failure to indicate the correct block number for a significant number of dwelling units may introduce errors into the block data.

**Comparability with 1940 Housing Census data.**—In the 1940 Census of Housing, reports entitled "Block Statistics" were issued as supplements to the first series of Housing bulletins. These supplements consisted of separate reports for each of the 191 cities which had 50,000 inhabitants or more in 1930.

In the 1950 reports, the block numbers used are different, in most cases, from those used in the 1940 reports. Therefore, to compare 1940 and 1950 data for a given block, it is necessary to locate the block on the maps to obtain the corresponding 1940 and 1950 block numbers.

The subjects in both the 1940 and 1950 reports are substantially similar. However, data on number of structures, year built, and mortgage status have been omitted from the 1950 report. Furthermore, in the 1940 reports average contract or estimated monthly rent was reported for all dwelling units while in 1950 average contract monthly rent is reported for some, and average value for other, dwelling units.

### DEFINITIONS AND EXPLANATIONS

More detailed and complete definitions are presented in Volume I of the Housing Reports.

**Dwelling unit.**—In general, a dwelling unit is a group of rooms or a single room, occupied or intended for occupancy as separate living quarters, by a family or other group of persons living together or by a person living alone.

A group of rooms, occupied or intended for occupancy as separate living quarters, is a dwelling unit if it has separate cooking equipment or a separate entrance. A single room, occupied or intended for occupancy as separate living quarters, is a dwelling unit if it has separate cooking equipment or if it constitutes the only living quarters in the structure. Also, each apartment in a regular apartment house is a dwelling unit even though it may not have separate cooking equipment. Excluded from the dwelling unit count are large rooming houses, institutions, dormitories, and transient hotels and tourist courts.

In the 1940 Census, a dwelling unit was defined as the living quarters occupied or intended for occupancy by one household. A household consisted of a family or other group of persons living together with common housekeeping arrangements, or a person living entirely alone. However, the enumerator was not explicitly instructed to define rooms as dwelling units on the basis of cooking equipment or separate entrance.

The number of dwelling units in the 1950 Census may be regarded as comparable with the number of dwelling units in the 1940 Census. Some living quarters may have been classified as separate dwelling units in the one census and not in the other. Further, in the 1950 Census, living quarters with five or more

lodgers were not tabulated as dwelling units; generally, such quarters were included in the 1940 dwelling unit count. However, the net effect of these changes is probably small.

**Occupancy and tenure.**—Dwelling units are classified by occupancy and tenure into four groups: owner-occupied; renter-occupied; vacant nonseasonal not dilapidated, for rent or sale; and other vacant and nonresident. A dwelling unit is classified as owner-occupied if it was owned wholly or in part by the head of the household or by some related member of his family living in the dwelling unit. All other occupied units are classified as renter-occupied whether or not cash rent was actually paid for living quarters. Rent-free units and living accommodations received in payment for services performed are thus included with the renter-occupied units.

A dwelling unit is considered vacant if no persons are living in it at the time of enumeration. New units not yet occupied were enumerated as vacant dwelling units if construction had proceeded to the extent that all the exterior windows and doors were installed and final usable floors were in place. The classification "Vacant nonseasonal not dilapidated, for rent or sale" is descriptive of the vacant dwelling units reported in this classification. "Other vacant and nonresident" units include all dilapidated and seasonal vacant units as well as the not dilapidated units which were not for rent or sale.

Because of changes in enumeration procedures, the counts of total vacant units in 1940 and 1950 are not strictly comparable. In 1940, vacant units were enumerated if they were habitable; units uninhabitable and beyond repair were excluded from the enumeration. In 1950, units were included regardless of condition if they were intended for occupancy as living quarters. Therefore, no comparison should be made between the data on "vacant nonseasonal not dilapidated, for rent or sale" units from the 1950 Census and data in the 1940 Census reports.

In both censuses, dwelling units occupied entirely by non-residents were included with vacant units not for rent or sale. Trailers, tents, houseboats, and railroad cars which were vacant were excluded from the dwelling unit inventory in both 1950 and 1940.

**Condition and plumbing facilities.**—Data on condition of a dwelling unit are shown in combination with data for selected plumbing facilities and are, therefore, limited to units for which both condition and plumbing facilities are reported. Plumbing facilities include water supply, toilet facilities, and bathing facilities.

The category "with private bath" includes those dwelling units reported with both a flush toilet and a bathtub or shower inside the structure for the exclusive use of the occupants of the unit. The category "no private bath" includes those dwelling units not having private flush toilet or not having private bathing facilities. The "no running water" category includes units with only piped running water outside the structure or with only other sources such as a hand pump.

A dwelling unit is "dilapidated" when it is run-down or neglected, or is of inadequate original construction, so that it does not provide adequate shelter or protection against the elements or it endangers the safety of the occupants.

**Persons per room.**—The number of persons per room has been computed for each occupied dwelling unit by dividing the number of persons in the dwelling unit by the number of rooms in the dwelling unit. All persons enumerated in the Population Census as members of the household (including lodgers, servants, and other nonrelated persons) are counted in determining the number of persons that occupy the dwelling unit. The number of rooms in the dwelling unit includes all rooms available for living quarters throughout the year. Not counted as rooms are bathrooms, closets, pantries, halls, screened porches, and unfinished rooms in the basement and attic.

**Color of occupants.**—Occupied dwelling units are classified by color of head of household according to the definition used in the

1950 Census of Population. The group designated as "nonwhite" consists of Negroes, Indians, Japanese, Chinese, and other non-white races. Persons who are not definitely Indian or of other nonwhite race are classified as white.

**Contract monthly rent.**—Contract monthly rent is the rent, at the time of enumeration, contracted for by the renter regardless of whether it includes furniture, heating fuel, electricity, cooking fuel, water, or personal services.

Monthly rent for vacant dwelling units is the amount asked for the dwelling unit at the time of enumeration. The average monthly rent relates to renter-occupied dwelling units and vacant nonseasonal not dilapidated units for rent. Dwelling units which are occupied "rent-free" are not included with the units reporting rent.

**Value of one-dwelling-unit structures.**—Average value is shown for owner-occupied dwelling units and vacant nonseasonal not dilapidated units which are for sale only. Value is shown only if the unit is in a one-dwelling-unit structure without business and if it is the only dwelling unit included in the property. The value represents the amount for which the owner estimates that the property, including such land as belongs with it, would sell under ordinary conditions and not at a forced sale. For vacant units, value is the sale price asked by the owner.

**Number reporting.**—Occupancy and tenure are reported for all dwelling units, and color of occupants is reported for all occupied units. The corresponding distributions for these subjects in table 1 are based on all dwelling units and on occupied units, respectively. For all other subjects, the distributions are based on the units for which the specific characteristics are reported, that is, the "Number reporting."

The number of dwelling units for which the enumerator obtained no report on a particular item is shown for the city totals only; however, the number "not reported" can easily be derived for each area in tables 2 and 3 by subtracting the number reporting from the total number of dwelling units (or total occupied).

**Block identification.**—A map or series of maps is included in this report showing block numbers for each block, number and letter designations for wards and block areas, and the names of principal streets.

Blocks are identified by serial numbers, a separate series of numbers being used for each ward or for a group of wards. Thus, the location of each block for which data are presented in table 3 may be determined by referring to the ward and block number shown on the map. Similarly, data for a specific block may be located in the table by reference to the map for the identification numbers of the ward and block.

In some cities "block areas" have been established to facilitate the numbering of blocks in groups of less than 1,000. This may cause a break in the sequence of block numbers within a ward. Where this occurs each part of the ward that is in a separate block area is distinguished on the map, and in the table the data are shown for blocks in numerical order within each block area section of the ward. When a boundary of a ward cuts through a block separating the block into segments, the statistics for each segment are tabulated in the ward in which it is physically located on the map. In such cases, to obtain the statistics for the entire block it is necessary to add the statistics for all segments.

If no dwelling units are reported for a block, the block number is not listed in table 3, although it is shown on the map. Dwelling units for which the block number was not reported are indicated in the table by the symbol "NR." Detailed data are not shown for such dwelling units, nor for blocks containing fewer than three dwelling units. Average monthly rent is not shown when the monthly rent was reported for fewer than three dwelling units. Average value is not shown when the value of one-dwelling-unit properties was reported for fewer than three dwelling units. All dwelling units are included, however, in the statistics for the city and for each ward.

Table 1.—CHARACTERISTICS OF HOUSING FOR THE CITY: 1950

Subject	Number	Percent	Subject	Number	Percent
<b>OCCUPANCY AND TENURE</b>			<b>PERSONS PER ROOM</b>		
All dwelling units.....	18,212	100.0	Occupied dwelling units.....	17,961	...
Owner occupied.....	10,419	57.2	Number reporting.....	17,798	100.0
Renter occupied.....	7,542	41.4	1.50 or less.....	17,406	97.8
Vacant nonseasonal not dilapidated, for rent or sale.....	114	0.6	1.51 or more.....	392	2.2
Other vacant and nonresident.....	137	0.8	Not reported.....	163	...
<b>CONDITION AND PLUMBING FACILITIES</b>			<b>CONTRACT MONTHLY RENT</b>		
All dwelling units.....	18,212	...	Renter-occupied, and vacant nonseasonal not dilapidated units, for rent—Number reporting.....	7,221	...
Number reporting.....	17,991	100.0	Total contract monthly rent..... dollars..	261,165	...
With private bath, not dilapidated.....	15,159	84.3	Average monthly rent..... dollars..	36.17	...
No private bath, with running water, not dilapidated.....	2,306	12.8	<b>VALUE OF ONE-DWELLING-UNIT STRUCTURES</b>		
No running water or dilapidated.....	526	2.9	Owner-occupied, <sup>1</sup> and vacant nonseasonal not dilapidated units, for sale only—Number reporting.....	8,892	...
Condition or plumbing facilities not reported.....	221	...	Total value or sale price..... dollars..	82,669,500	...
No private bath or dilapidated.....	2,832	15.7	Average value..... dollars..	9,297	...
<b>COLOR OF OCCUPANTS</b>					
Occupied dwelling units.....	17,961	100.0			
White.....	17,793	99.1			
Nonwhite.....	168	0.9			

<sup>1</sup>Restricted to 1-dwelling-unit properties.

Table 2.—CHARACTERISTICS OF HOUSING BY WARDS: 1950

Ward	All dwelling units by occupancy and tenure					All dwelling units by condition and plumbing facilities			Occupied dwelling units			Contract monthly rent <sup>1</sup>		Value <sup>2</sup> of one-dwelling-unit structures		
	Total	Owner occupied	Renter occupied	Vacant non-seasonal not dilap., for rent or sale	Other vacant and non-resident	Number reporting	No private bath or dilap.	No running water or dilap.	Total	Persons per room	Occupied by non-white	Number reporting	Average monthly rent (dollars)	Number reporting	Average value (dollars)	
TOTAL	18212	10419	7542	114	137	17991	2832	526	17961	17798	392	168	7221	36.17	8892	9297
1	1268	735	525	4	4	1260	215	36	1260	1249	13	22	501	40.60	628	7300
2	878	432	437	5	4	868	104	31	868	865	15	19	419	38.15	365	7058
3	572	234	330	4	4	561	161	23	564	556	14	17	321	29.64	204	7882
4	940	469	465	3	3	931	273	26	934	923	24	1	431	26.86	397	7182
5	1302	664	622	10	6	1290	482	23	1286	1279	31	14	601	22.80	558	6025
6	579	228	331	8	12	569	86	8	559	552	11	4	297	52.55	178	10197
7	988	330	641	5	11	976	111	20	971	967	5	5	629	43.42	236	9704
8	843	511	322	6	5	835	135	18	833	832	7	1	310	36.91	429	7865
9	1864	1307	537	12	8	1847	147	19	1844	1838	8	1	520	40.67	1111	8253
10	531	288	238	3	2	505	123	40	526	520	14	10	227	25.60	237	5778
11	707	370	328	3	6	693	81	16	698	667	9		310	40.33	292	7816
12	995	610	376	4	5	968	66	6	966	971	8	1	357	45.40	500	10417
13	1706	1209	464	12	21	1698	97	27	1673	1658	11		437	41.10	1100	12421
14	1724	1391	296	22	15	1711	147	61	1687	1663	21	2	265	42.78	1254	12953
15	1757	981	750	22	24	1744	151	116	1731	1724	134	3	745	36.23	901	10340
16	674	222	444	4	4	665	149	40	666	664	25	8	435	32.85	166	5803
17	884	438	436	7	3	870	304	16	874	870	42	60	416	22.59	336	5927

<sup>1</sup>For renter-occupied dwelling units and vacant nonseasonal not dilapidated units, for rent.  
<sup>2</sup>For owner-occupied dwelling units and vacant nonseasonal not dilapidated units, for sale only.



HOUSING—BLOCK STATISTICS

Table 3.—CHARACTERISTICS OF HOUSING FOR WARDS, BY BLOCKS: 1950

[Detailed statistics not shown for blocks containing fewer than 3 dwelling units, nor for dwelling units not allocated by blocks (designated by NR)]

Ward	Block	All dwelling units by occupancy and tenure					All dwelling units by condition and plumbing facilities			Occupied dwelling units			Contract monthly rent <sup>1</sup>		Value <sup>2</sup> of one-dwelling-unit structures			
		Total	Owner occupied	Renter occupied	Vacant non-seasonal not dilap., for rent or sale	Other vacant and non-resident	Number reporting	No private bath or dilap.	No running water or dilap.	Total	Persons per room		Number reporting	Average monthly rent (dollars)	Number reporting	Average value (dollars)		
											Number reporting	1.51 or more					Occupied by non-white	
1	9	7	5	2		7			7	7		2			4	6.750		
	11	42	33	9		42	5	1	42	42		37	62.48	1				
	12	17	15	2		17	1	1	16	15		13	53.51					
	90	34	33	1		34			34	34		19	48.57	12	10.583			
	92	22	19	3	1	22	1		21	21	1	13	56.15	7	17.571			
	93	35	30	5		35			35	35		24	44.41	7	11.285			
	94	50	48	2		50	7		50	50		22	43.18	24	9.229			
	95	55	50	5		55	13	7	55	55		24	39.58	20	7.950			
	161	21	19	2		21	1		21	20	1	17	40.17	1				
	162	23	10	13		23	3	2	23	23		12	28.50	8	6.687			
	163	31	12	19		31	10	1	31	31		19	38.47	9	7.055			
	164	27	11	16		27	10		27	27		16	40.56	8	9.187			
	165	14	1	13		14	1		14	14		11	52.00	1				
	166	10	6	4		10	2		10	10		6	60.00	4	10.750			
	167	6	3	3		6	6		6	6		3	61.66	2				
	168	8	7	1		8	1		8	8	1	4	7.500	7	7.500			
	169	15	11	4		15	8		15	15		3	35.00	10	8.050			
	170	32	23	9	1	32	1		30	30		8	30.00	18	6.611			
	171	44	34	10	1	44	2	2	44	43	1	7	47.71	33	7.169			
	172	57	23	34		57	17	8	57	57		32	37.06	18	7.083			
	173	35	12	23		35	2	2	35	34	1	1	22	37.22	7	8.200		
	174	48	18	29	1	48	19		47	46	1	1	27	31.37	10	6.510		
	175	31	18	13		31	9		31	31		13	30.92	15	6.053			
	176	42	27	15		41	7		42	42	1	1	15	32.13	25	5.828		
	177	35	25	9	1	35	2		34	34		10	38.80	24	6.500			
	248	29	17	12		29	6	2	29	29		12	28.25	13	6.961			
	249	34	32	2		33	15		34	34		2	2	31	4.635			
	250	37	31	6		36	8		37	36		5	29.00	31	5.593			
	251	33	25	8		33	11	8	33	32		3	23.12	24	5.866			
	252	8	7	1		8	8		8	8		1	1	5	8.600			
	253	34	26	8		34	2		34	34		8	35.75	23	7.673			
	254	16	6	10		16	2		16	16		10	36.20	5	7.600			
	255	47	25	21	1	47	13	1	46	46	1	1	21	45.09	19	8.421		
	256	16	14	2		16	5		16	15		1	1	13	10.538			
	257	5	5			5			5	5		4	9.750	4	9.750			
	259	16	14	2		16			16	16		1	2	14	7.885			
	260	12	11	1		12			12	12		1	1	11	10.427			
	261	15	12	3		15			15	15		3	41.00	11	9.045			
	262	11	8	3		11	3		11	11		4	37.50	4	7.500			
	263	14	11	2	1	14			13	13		2	2	9	8.388			
	264	11	10	1		11			11	11		1	1	10	8.550			
	265	28	15	13		28	2		28	28		13	36.61	15	6.300			
	266	22	15	7		22	7		22	22		6	24.83	13	6.000			
	267	23	18	5	1	22	12	1	23	23	1	3	4	16	4.468			
	268	7	2	5		7	4		7	6		1	5	2	26.60			
307	22	20	2		22	4		22	21		1	1	19	7.515				
308	13	7	6		13	2		13	13		5	43.80	5	7.800				
309	16	12	4		16	4		16	16	1	3	32.00	12	6.833				
310	8	6	2		8	2		8	8		2	2	7	8.700				
311	8	8			8	2		8	8		5	5	5	5.214				
312	42	35	7		40	7		42	41	1	1	6	24.00	32	5.618			
2	15	7			5	5	5	7	7	1		7	16.71					
	16	2																
	17	14	1	13		13	7	5	14	13		13	28.84					
	82	11	11			10	6	5	11	11	1	2	11	28.72				
	83	27	20	7		27	3		27	27		6	27.50	20	6.865			
	84	8	6	2		8	1	1	8	8		2	2	6	9.333			
	85	10	10			10			10	10		10	58.80					
	86	17	8	9		17			17	17	1	1	4	44.11	4	6.875		
	88	26	6	19	1	25	10	9	25	25	3	9	19	32.10	3	12.333		
	89	42	10	32		42	2		42	42	2	2	29	44.13	9	7.111		
	96	69	14	53	2	66	3		67	66	2		55	36.58	2			
	98	2																
	99	3				3			3	3			3	40.00				
	100	31	15	16		31			31	31			13	42.15	13	5.000		
	102	35	5	30		35	3		35	35		2	2	29	40.13	1		
	153	37	21	13	2	37	6	2	34	34	1		13	43.15	17	6.829		
	154	35	22	12	1	35	7		34	34		1	12	48.33	17	8.294		
	155	12	6	6		12	2		12	12			4	37.50	4	8.700		
	156	39		38	1	39			38	38			38	40.18				
	157	33	6	27		32	3		33	32			26	46.53	5	10.360		
	158	14	9	4		13			13	13			8	7.350	8	7.350		
	159	17	7	10	1	17	2		17	17			8	45.00	3	8.000		
	160	21	13	8		21	3		21	21		8	46.62	12	8.125			
178	50	38	12		50	6		50	50		12	34.50	35	6.271				
179	58	33	25		58	6		58	58		25	32.48	30	7.140				
180	32	23	9		32	5		32	32		9	40.22	19	7.526				
181	23	10	13		23			23	23		12	35.25	19	8.333				
182	18	12	6		18	1		18	18		4	41.25	10	12.200				
183	12	9	3		12			12	12		2	2	2	8.666				
184	3	2	1		3			3	3									
238	6	4	2		6	1		6	6			2	2	2	6.076			
239	18	14	4		18			18	18			4	29.25	13	5.755			
240	9	9			9			9	8		1			9				

<sup>1</sup>For renter - occupied dwelling units and vacant nonseasonal not dilapidated units, for rent.  
<sup>2</sup>For owner - occupied dwelling units and vacant nonseasonal not dilapidated units, for sale only.

Table 3.—CHARACTERISTICS OF HOUSING FOR WARDS, BY BLOCKS: 1950—Con.

Ward	Block	All dwelling units by occupancy and tenure					All dwelling units by condition and plumbing facilities			Occupied dwelling units			Contract monthly rent <sup>1</sup>		Value <sup>2</sup> of one-dwelling-unit structures		
		Total	Owner occupied	Renter occupied	Vacant non-seasonal not dilap., for rent or sale	Other vacant and non-resident	Number reporting	No private bath or dilap.	No running water or dilap.	Total	Persons per room		Occupied by non-white	Number reporting	Average monthly rent (dollars)	Number reporting	Average value (dollars)
											Number reporting	1.51 or more					
2	241	13	8	5					13	13			5	30.20	8	5.312	
	242	24	19	5					24	24			5	27.00	19	7.315	
	243	6	6						6	6		1			6	7.916	
	244	3	1	2					3	3			2		1		
	245	11	10	1					11	11			2		9	5.888	
	246	7	6	1					7	7			1		5	6.400	
	247	5	2	3					5	5			3	22.66	1		
	269	9	8	1					9	9			1		8	6.125	
	270	12	11	1					12	12	2		1		11	4.181	
	271	8	4	4					8	8	2		4	32.75	4	5.500	
	272	9	9						9	9					8	5.187	
	273	3	2	1					3	3			1		2		
	274	6	4	2					6	6			1		3	7.000	
	301	1															
	303	1															
	305	8	8						8	8					8	5.250	
	306	6	4	2					6	6			2		4	5.625	
	312	2															
	315	3	2	1					3	3	1		1		2		
	3	7	2														
		18	4		4				4	4			4		4	36.00	
		19	4		4				4	4			4		4	29.50	
		20	50		49		1		50	38	15		6	48	20.85		
		21	13	3	10				13	6			10		10	27.40	
		22	18		18				18	5	1		18		18	24.44	
		74	8	2	6				8	2			6		6	34.16	
		75	49	13	36				49	26	2		3	35	23.82		
		76	9	4	5				9	4			5		5	23.20	
		77	18	2	15		1		18	12	3		15		15	47.00	
		78	11	1	10				11	8			3	10		10	24.90
		79	12	5	7				12	5			1	6		6	22.16
		80	44	7	35		2		43	7	1		2	34		5	5.600
81		8		8				8	2				8		8	34.50	
103		17	5	12				16	3				12		4	17.500	
104		26	11	14		1		26	10			3	13		9	7.988	
105		19	6	13				18	7				11		6	6.416	
106		13	11	2				11	2				10		10	4.450	
107		12	4	7		1		12	3			1	8		3	6.333	
145		22	13	9				22	3				9		12	6.716	
146		25	18	6		1		25	5				6		17	8.352	
147		29	27	2				29	1				26		26	6.923	
148		29	23	6				29	1				23		23	6.478	
149		19	9	10				17	1				8		7	13.285	
150		22	14	8				22	2				8		12	8.125	
151		33	15	17		1		31	2			18	9		14	10.928	
152		37	28	9				35	5				9		24	7.520	
184		1															
185		12	10	2				12	2				2		10	8.230	
186		6	3	3				6	1				3		2		
4		66	2														
		67	24	10	14			24	4				12		2	26.08	
	68	44	1	33			44	2				33		16	5.468		
	69	62	24	38			61	15	1			62		16	5.468		
	70	8	2	6			8	5				8		1			
	71	8	2	6			8	8				1		1			
	72	35	9	26			35	15	2			2	25		4	6.250	
	73	24	1	23			24	9					20		1		
	108	21	8	13			21	5	5				13		5	9.400	
	109	29	11	18			29	10	2			4	15		6	7.916	
	111	71	27	41		3		71	33	9		3	39		13	6.676	
	114	14	5	9				12	7	5			8		4	4.500	
	137	26	18	8				26	1				25		17	6.776	
	138	44	18	26				44	18				25		15	5.800	
	139	36	14	21		1		36	16				21		15	7.380	
	140	30	23	7				30	6				7		21	5.952	
	141	33	18	15				32	3				14		15	10.220	
	142	22	16	6				22	1				5		16	7.906	
	143	11	7	4				11	1				1		6	8.583	
	144	17	10					17	1				7		9	7.833	
	187	24	14	9		1		24	9				9		11	6.454	
	188	29	21	8				29	1				7		20	9.100	
	189	32	20	12				32	7				12		19	6.710	
	190																
	191	56	16	40				56	30			3	38		16	6.187	
	229	82	45	37				82	11				35		42	7.023	
	230	10	5	5				9	4				5		5	7.100	
	231	19	12	7				19	5				6		11	6.000	
	232	42	25	16		1		42	19				16		24	6.287	
	233	35	16	19				35	20				18		15	5.300	
	234	3	2	1				3							2		
	235	5	5					5							5	9.000	
236	1																
237	1																

<sup>1</sup>For renter - occupied dwelling units and vacant nonseasonal not dilapidated units, for rent.

<sup>2</sup>For owner - occupied dwelling units and vacant nonseasonal not dilapidated units, for sale only.

HOUSING—BLOCK STATISTICS

Table 3.—CHARACTERISTICS OF HOUSING FOR WARDS, BY BLOCKS: 1950—Con.

Ward	Block	All dwelling units by occupancy and tenure					All dwelling units by condition and plumbing facilities			Occupied dwelling units			Contract monthly rent <sup>1</sup>		Value <sup>2</sup> of one-dwelling-unit structures			
		Total	Owner occupied	Renter occupied	Vacant non-seasonal not dilap., for rent or sale	Other vacant and non-resident	Number reporting	No private bath or dilap.	No running water or dilap.	Total	Persons per room		Number reporting	Average monthly rent (dollars)	Number reporting	Average value (dollars)		
											Number reporting	1.51 or more					Occupied by non-white	
4	275	13	10	3		13	2		13	13	1		3	233.3	9	8777		
	276	1																
	278	23	20	3		23	3	1	23	23	1		3	186.6	19	8457		
	279	31	25	6		30	5		31	30			3	191.1	25	6940		
	299	6	3	3		6	1		6	6			3	316.6	3	7666		
	300	3				3			3	3			1					
351	2																	
5	23	11	6	5		11	2		11	11			5	380.0	6	6333		
	24	16	4	11	1	16	14		15	15								
	25	25	14	11		25	18		25	25								
	26	40	22	18		40	22	2	40	40					11	4807		
	27	38	23	14		38	15		37	37					10	4211		
	49	26	14	12		26	7		26	26					20	5680		
	50	70	54	16		70	15		70	70	2				12	13166		
	51	46	15	31		45	21		46	46					5	6521		
	52	38	31	7		38	7		38	38					3	6255		
	53	68	29	39		68	25		68	68				3	203.1	27	5750	
											1				2		7466	
	54	40	22	18		38	9		40	40				1	302.1	17	5088	
	55	28	3	24	1	27	12		27	27	3			2	222.7	1		
	56	26	9	17		26	11		26	26				1	206.4	3	7166	
	57	1																
	58	35	13	22		35	16		35	35					2	514.4	9	5344
	59	57	20	36	1	57	36		56	56	5				1	2100	5	5508
	60	39	31	8		39	8		39	39					8	2888	2	5742
	61	45	11	30	4	44	21		41	40	2			3	337.7	28	8600	
	62	16	8	7		16	8	1	15	15					7	222.2	2	7620
	63	7	3	4		7	1		7	7					4			
											1							
	64	9		8	1	8	8		8	8								
	65	43	12	31		43	26	4	43	43	3	13		9	268.8		5290	
	112	21	12	9		21	5		21	21					1	1900	10	6388
	113	1																
	114	86	50	36		85	25		86	84	1			3	220.0	44	6486	
	133	36	15	21		36	6		36	36					1	3807	1	3807
	134	38	22	16		38	15	1	38	38					1	2200	2	6275
	135	39	22	16	1	39	12		38	38					1	2000	2	4720
	136	27	14	13		27	9		27	27					1	1288	1	7708
	192	48	30	18		48	10	1	48	48					1	2888	2	4381
193	29	13	14		29	3		27	27	1				1	78.4	11	6363	
221	9	4	5		9	2		9	9					1	21.0	9	7813	
222	28	11	17		28	15		28	28					1	310.0	9	4487	
223	26	16	10		26	16		26	26									
224	23	8	14	1	23	17	1	22	22					1	66.0	1	5666	
225	29	15	14		29	14	3	29	29	1				1	144.0	1	7307	
226	40	31	9		40	3		40	40									
227	22	17	5		22			22	22	1								
228	21	12	8		21	8		20	20									
281	13	6	6		12	5	1	12	11					6	186.6	10	5450	
															4	7250		
282	18	11	7		18	4	3	18	18	2				6	213.3	7	6924	
297	22	9	13		20	11	5	22	20					2	207.5	7	6071	
298	2																	
6	PART IN BLOCK AREA A																	
	509	10		10		9	1	1	10	9	1	2		9	500.0			
	510	40	2	38		40			40	40				3	498.9			
	511	35	6	29		35	16		35	35				2	335.2	5	19600	
	512	18	9	9		17	2		18	18					9	2000	5	9500
	513	22	12	10		21			22	21					10	233.0	3	19833
	514	5	4	1		5			5	5					1		4	8250
	515	1																
	517	3		3		3			3	3					3	86.00		
	518	12	6	4	1	12		1	10	10					4	320.0		
	519	13	2	11		12			13	12					1	60.90	6	9333
	520	8	1	7		8			8	8					6	76.66	1	
	521	4	2	2		4			4	4								
	522	13	6	7		13			13	12					6	92.50	2	22500
	523	10	8	1		10		1	10	9					1	9.375	4	9375
	524	22	15	7		22	2		22	22					1	54.2	13	8384
	525	20	11	6		20	2		17	17					5	55.42	10	9550
	526	10	6	4		10			10	10					4	72.50	5	13200
	527	2																
	528	2																
	529	4	3	1		4			4	4						3	26333	
	530	3		3		3			3	3					2			
	531	1																
	532	2																
	533	3		3		3			3	3					3	99.33		
	534	10	9	1		10	9	1	10	8					1	16500	8	10633
535	9	6	2		9	1	1	9	9					1	25.2			
536	9	1	8		9			9	9									
537	24	6	18		23			24	23		1			1	420.0	6	10633	
538	9	2	6	1	9			8	8					6	333.3	3	8333	
539	12	3	9		12	1		12	12					7	602.2	2		
540	4	4			4	4	3	4	4									
542	26		24		26	13		24	24					7	457.1	4	3250	

<sup>1</sup>For renter - occupied dwelling units and vacant nonseasonal not dilapidated units, for rent.  
<sup>2</sup>For owner - occupied dwelling units and vacant nonseasonal not dilapidated units, for sale only.

Table 3.—CHARACTERISTICS OF HOUSING FOR WARDS, BY BLOCKS: 1950—Con.

Ward	Block	All dwelling units by occupancy and tenure					All dwelling units by condition and plumbing facilities			Occupied dwelling units			Contract monthly rent <sup>1</sup>		Value <sup>2</sup> of one-dwelling-unit structures		
		Total	Owner occupied	Renter occupied	Vacant non-seasonal not dilap., for rent or sale	Other vacant and non-resident	Number reporting	No private bath or dilap.	No running water or dilap.	Total	Persons per room		Occupied by non-white	Number reporting	Average monthly rent (dollars)	Number reporting	Average value (dollars)
											Number reporting	1.51 or more					
6	543	13	6	7		13	4		13	13	1	1	7	421.4	4	7,000	
	544	18	6	10		16	1	1	16	16			10	565.0	3	9,333	
	545	20	9	10	1	20	5		19	19	1		9	724.4	9	7,344	
	546	16	7	9		15	4	1	16	16			9	471.1	4	5,875	
	547	1															
	548	4	4			4			4	4					4	21,625	
	549	6	3	3		6			6	6			3	71.66	2		
	550	5	2	3		4			5	5			3	55.00	1		
	551	1															
	552	33	12	17	4	32	13		29	28	2		19	477.8	10	8,700	
553	9	1	7			1		9	8			7	445.7	1			
6	PART IN BLOCK AREA D																
	477	4	4			4			4	4							
	478	5	2	3		5			5	5			3	483.3	4	11,725	
	479	6		6		6			6	6			6	81.66	1		
	480	4	4			4			4	3					4	9,000	
	481	6	4	2		6			6	6			2		3	2,866	
	482	14	11	3		14	2		14	14			3	18.00	9	2,655	
	483	12	6	6		12	8	1	12	12	1		6	463.3	5	1,960	
	484	12	6	6		12			12	12			6	218.3	6	4,833	
	485	2															
486	18	11	6	1	18	1		17	17	1		7	538.5	6	4,633		
487	4	2	2		4			4	4			2		2			
7	PART IN BLOCK AREA A																
	456	5	3	2		5			5	5			1		2		
	468	31	19	12		31	6		31	31	1		11	414.5	17	7,764	
	469	14	10	4		13			14	14			4	475.0	7	7,471	
	470	15	8	7		15	2		15	15			7	350.0	5	9,000	
	471	9	7	2		9			9	9			2		7	13,071	
	472	16	7	9		16	2		16	16			9	386.6	6	9,000	
	473	21	13	8		21	1		21	21			8	392.5	10	6,550	
	474	37	33	30		37	12	5	33	33			30	379.0			
	475	54	12	42		54	5	3	54	54			41	347.8	12	8,708	
	476	17	4	13		17	2	2	17	17			13	343.8	3	7,833	
	477	11	3	8		11			11	11			8	502.5	1		
	478	22		21		22	3	3	21	21			21	402.3			
	479	23	1	22		21	8	6	23	23			21	414.2	1		
	480	1															
	481	18	1	16	1	18			17	17			16	342.5			
	482	21	7	13		21	4		21	21			13	44.00	3	9,666	
	483	9	7	2		9			9	9			7		5	9,500	
	484	22	8	13	2	21	3		20	20			12	451.6	5	8,200	
	485	14	2	12		14			14	14			12	402.5	2		
	486	25	17	8		25			25	25			8	485.0	9	10,388	
	487	1															
	489	2															
	490	9	2	7		9			9	9			7	525.7			
	491	20	1	19		20	6	1	20	20			19	356.3			
	492	45	4	41		45	2		45	45			41	379.0	1		
	493	16	4	12		16			16	16			10	532.0			
	494	22	1	20		22	4		21	20		3	19	408.4	1		
	495	9	3	4		8	1		7	7			4	432.5			
	496	21	10	11		21	3		21	21			11	472.7	7	8,428	
497	20	8	12		20			20	20			12	481.6	4	10,125		
498	26	5	21		26			26	26			21	534.2				
499	23	5	17		23			22	22			17	566.4	4	17,500		
500	19	4	13		18			17	17		1	13	597.6	2			
501	11	1	10		11			11	11		1	9	711.1				
502	7	1	6		7			7	7			7	68.33	1			
503	24	5	19		23			24	24			18	642.7	3	18,333		
504	8		8		8			8	6			8	53.66				
505	12	5	7		12	1		12	12		1	5	57.00	5	21,400		
506	1																
507	90	14	75	1	90	10		89	89			74	449.1	9	22,777		
508	2																
509	1																
7	PART IN BLOCK AREA D																
	436	6	4	2		6			6	6			2		4	6,325	
	437	13	11	2		13	2		13	13			2		9	6,422	
	438	7	4	3		7			7	7			4	31.66	4	10,750	
	439	10	7	3		10			10	10			3	52.66	7	6,071	
	442	5	3	2		5	2		5	5			2		2		
	443	1															
	444	2															
	445	18	13	5		17	2		18	18			5	436.0	12	7,241	
	446	19	7	12		19	5		19	19			12	343.3	6	6,083	
	452	6	5	1		6	3		6	6			1		5	5,800	
	453	20	13	7		20	4		20	20			7	29.00	13	6,638	
	454	19	5	14		19	9		19	19			14	30.64	5	6,600	
455	25	14	11		23	1		25	24			11	35.81	10	7,900		
456	19	8	11		18	1		19	19			11	441.8	3	9,166		
457	7	3	4		7			7	7			4	625.0	2			

<sup>1</sup>For renter - occupied dwelling units and vacant nonseasonal not dilapidated units, for rent.  
<sup>2</sup>For owner - occupied dwelling units and vacant nonseasonal not dilapidated units, for sale only.

HOUSING—BLOCK STATISTICS

Table 3.—CHARACTERISTICS OF HOUSING FOR WARDS, BY BLOCKS: 1950—Con.

Ward	Block	All dwelling units by occupancy and tenure					All dwelling units by condition and plumbing facilities			Occupied dwelling units			Contract monthly rent <sup>1</sup>		Value <sup>2</sup> of one-dwelling-unit structures		
		Total	Owner occupied	Renter occupied	Vacant non-seasonal not dilap. for rent or sale	Other vacant and non-resident	Number reporting	No private bath or dilap.	No running water or dilap.	Total	Persons per room		Number reporting	Average monthly rent (dollars)	Number reporting	Average value (dollars)	
											Number reporting	1.51 or more					Occupied by non-white
7	458	10	7	3		10			10	10		3	58.00	6	6,416		
	459	12	8	3	1	12	2		11	11		4	43.50	5	6,660		
	460	6	4	2		6			6	6		2		2			
	461	9	5	3	1	9	1		8	8		4	36.50	3	8,166		
8	326	7	4	3		7	2	1	7	7		2		3	5,000		
	328	18	15	3		18			18	18		3	26.00	15	5,873		
	330	7	6	1		7			7	7		1		4	11,500		
	331	1				1			1	1							
	332	1				1			1	1							
	334	2				2			2	2							
	335	7	7			7			7	7					7	12,714	
	336	11	10	1		11		1	10	10					10	11,350	
	337	8	8			8			8	8					8	11,250	
	343	6	6			6			6	6					6	11,666	
	344	8	8			8			8	8					8	10,875	
	345	9	9			9			9	9					9	10,750	
	346	10	10			10			10	10					10	11,111	
	349	7	6	1		7	1		7	7					5	9,760	
	350	8	8			8			8	8			1		5	10,660	
	351	7	7			7			7	7					4	9,750	
	352	8	8			8			8	8				39.66	4	7,750	
	353	24	10	14		24	1	4	24	24		14		38.33	4	7,875	
	354	10	10			10			10	10		9		23.50	10	6,800	
	355	4	3	1		4			4	4		1		32.22	1	3	9,500
	360	4	1	3		4	3	1	4	4					3		
	361	15	13	2		15		1	15	15			3	11.33	2		
	362	21	16	5		21	1	4	21	21					13	6,076	
	363	18	11	7	1	18	2		17	17				44.80	13	6,615	
	364	10	10			10			10	10				43.00	10	7,120	
	365	22	16	6		22			21	21				43.33	2		
	366	7	7			7	2		7	7				43.40	13	9,115	
	367	10	9	1		10			10	10					7	11,257	
	385	25	18	7		25	2		25	25		1		45.14	13	8,071	
	386	7	5	2		7	2		7	7		5		27.20	2	7,346	
	387	19	6	13		19			19	19			12	32.66	4	7,250	
	388	9	7	2		9			8	8					7	7,357	
	389	7	5	2		7	2		7	7			2		5	8,800	
	390	16	9	7		16	3		16	16			6	33.33	6	5,000	
	391	9	5	4	2	9	2		7	7			4	51.25	3	8,500	
	392	15	12	3		15	2		15	15			2		11	7,136	
	393	17	14	3		17	4		17	17			3	32.33	12	5,300	
	394	20	17	3		20	2		20	20			3	37.33	14	6,728	
	395	16	12	4		16	3		16	16			4	38.75	11	7,863	
	396	19	12	7		19	4	1	19	19			6	35.66	8	8,000	
	397	23	7	16	1	23	15	12	22	22	1		15	26.06	6	6,416	
	398	10	6	4		10			10	10			4	47.50	5	6,500	
	399	17	14	3		17	1		17	17			3	30.33	13	6,230	
	400	9	8	1		9	4		9	9			1		7	5,571	
	401	33	27	6		33	4		33	33	1		5	29.60	26	6,676	
402	15	7	8		15			15	15			8	42.50	4	8,100		
403	17	10	7		17	2		17	17			7	33.28	8	5,687		
428	25	19	6		25	9		24	24			4	37.25	18	6,122		
429	27	4	23		27	6		27	27			22	33.59	2			
430	16	13	3		16	3		16	16		1		30.00	12	14,500		
431	4	2	2		4	2		4	4			2					
432	18	14	4		18	3		18	18			4	23.50	13	6,153		
433	1				1			1	1								
434	1	6	11		1			1	1			1					
435	20	6	14		20	5	2	17	17			10	47.30	3	5,833		
436	22	13	9		22	6		19	19		1		38.18	5	4,800		
453	16	9	7		16	7		16	16			7	32.56	5	8,480		
454	15	10	5		15	1		15	15			5	35.28	6	6,666		
455	6	2	4		6	3		6	6			4	33.00	7	4,485		
456	24	4	20		24	8		24	24		1		59.75	1			
458	34	6	28		34			34	34			19	40.84	1			
459	25	14	11	1	25	4		24	24			10	46.42	3	11,000		
													40.90	9	5,633		
9	PART IN BLOCK AREA A																
	338	1															
	339	5	28	31		59	2		59	59		31	28.32	26	10,288		
	340	26	22	4		26			26	26		4	41.25	22	7,977		
	342	14	14			14			14	14				14	8,142		
	368	7	7			7			7	7				7	10,214		
	371	7				7			7	7							
	372	10	7	3		10	2		10	10		3	38.33	5	9,800		
	377	8	3	5	1	8	3	1	7	7		4	30.25	1			
	378	3	2	1		3	2		3	3		1		2			
	381	15	11	4		15	3		15	15		1		4	9	6,222	
	382	6	4	2		6	4		6	6			2		2		
	383	4	2	2		4	3		4	4			2		1		
	384	9	6	3		9	1	1	9	9			3	39.00	4	10,125	
	404	6	5	1		6			6	6			5		5	8,800	
405	18	13	5		18	1		18	18			1		5	7,363		
406	20	19	1		20	1	1	20	20			1	40.40	11	6,473		

<sup>1</sup>For renter - occupied dwelling units and vacant nonseasonal not dilapidated units for rent.  
<sup>2</sup>For owner - occupied dwelling units and vacant nonseasonal not dilapidated units, for sale only.

Table 3.—CHARACTERISTICS OF HOUSING FOR WARDS, BY BLOCKS: 1950—Con.

Ward	Block	All dwelling units by occupancy and tenure					All dwelling units by condition and plumbing facilities			Occupied dwelling units			Contract monthly rent <sup>1</sup>		Value <sup>2</sup> of one-dwelling-unit structures		
		Total	Owner occupied	Renter occupied	Vacant non-seasonal not dilap., for rent or sale	Other vacant and non-resident	Number reporting	No private bath or dilap.	No running water or dilap.	Total	Persons per room		Occupied by non-white	Number reporting	Average monthly rent (dollars)	Number reporting	Average value (dollars)
											Number reporting	1.51 or more					
9	407	18	13	4		1	18		17	17			3	34.00	12	7,375	
	408	10	6	4			10		10	10			4	30.00	3	9,333	
	409	23	10	12	1		23	2	22	22			11	44.18	5	8,460	
	410	15	11	4			15		15	15			3	40.00	8	7,987	
	411	10	7	3			10	1	10	10			3	37.00	7	9,285	
	412	8	7	1			8		8	8			1		7	7,528	
	413	6	5	1			6		6	6			1		5	10,380	
	414	34	21	12	1		33	9	33	33	33	1	13	36.61	16	7,093	
	415	16	13	3			16		16	16	16		2		11	7,063	
	416	18	13	5			18	3	18	18	18	1	5	34.80	11	8,409	
	417	16	12	4			16		16	16	16		4	24.50	11	7,000	
	418	9	3	6		1	9	2	8	8	8		3	50.00	3	9,966	
	419	50	34	16		1	50	6	50	50	50		14	48.28	25	7,708	
	420	28	14	13		1	28	7	27	27	27		13	41.61	9	9,833	
	421	8	7	1			8		8	8	8		4	58.25	4	13,250	
	422	13	10	3		1	13	3	12	12	12		2		9	8,833	
	423	15	8	7			15		15	15	15		7	31.14	6	6,916	
	424	13	11	2			13		13	13	13		2		10	7,080	
	425	19	12	7			19	1	19	19	19		7	38.71	9	7,766	
	426	10	4	6			10	5	10	10	10		6	40.16	3	7,666	
	427	18	12	6			18	2	18	18	18	1	6	39.66	8	5,162	
	427	21	14	7			21	2	21	21	21	1	7	37.00	13	5,938	
	438	12	8	4		1	12	1	11	11	11		4	41.25	5	9,800	
	439	21	14	7			21	4	21	21	21		7	34.57	9	8,444	
	440	7	5	2			7	3	7	7	7		4		4	7,125	
	441	10	7	3			10	4	10	10	10		3	31.66	6	8,750	
	442	20	15	5			20	3	20	20	20		5	34.60	11	7,409	
	443	12	4	8			12	4	12	12	12		9	45.62	11	8,900	
	444	23	14	9			23	2	23	23	23		9	46.66	9	9,222	
	445	51	32	19			51	2	51	51	51		18	39.50	25	7,532	
	446	19	12	6		1	19	3	18	18	18		7	47.85	8	8,000	
	447	33	21	11		1	33	3	32	32	32		12	39.08	18	8,233	
	448	16	12	4			16		16	16	16		4	47.75	9	8,055	
	449	24	10	13		1	24	4	23	23	23		13	44.76	5	7,300	
	450	33	21	11		1	33	3	32	32	32		11	29.45	16	6,106	
	451	15	9	6		1	15	1	15	15	15	1	6	32.23	7	8,785	
	452	23	11	11		1	23	1	22	22	22	1	11	37.63	9	8,366	
	460	47	30	17		1	46	1	47	47	47	1	17	39.11	28	7,375	
	461	11	7	4			11	1	11	11	11		4	40.00	4	7,875	
	462	36	20	16			35	5	36	36	36	1	15	34.20	15	7,593	
	463	14	6	6		2	14	3	12	12	12		6	40.83	2		
	465	27	17	10			27	2	27	27	27		10	45.60	12	7,708	
	466	23	11	12			23	4	23	23	23	1	12	38.00	9	7,133	
	467	8	4	4			8		8	8	8		4	42.00	2		
	PART IN BLOCK AREA D																
	9	250	4	4			4		4	4	4					3	9,833
279		6	5	1		6		6	6	6		1		5	8,800		
280		15	11	4		14		15	15	15		4	38.00	10	8,150		
281		1							1	1					8	7,750	
283		10	9	1		10		10	10	10		1		5	7,200		
286		10	9	1		10		10	10	10			2		10	9,570	
287		12	10	2		12	2	12	12	12	12		5	42.20	13	8,384	
288		21	16	5		21	1	21	21	21	21		7	52.00	3	9,833	
289		12	4	8		12		12	12	12	12		1		6	9,250	
290		7	6	1		7		7	7	7	7		3		3	13,000	
291		3	3			3		3	3	3	3		5	50.40	6	8,500	
292		15	10	5		15	5	15	15	15	15		4	42.50	10	6,830	
293		15	11	4		15		15	15	15	15		1		14	7,785	
294		15	14	1		15		15	15	15	15		5		4	8,375	
295		5	5			5		5	5	5	5		1		7	7,857	
296		8	7	1		8		8	8	8	8		5		5	8,900	
297		5	5			5		5	5	5	5		1		5	8,900	
298		6	5	1		6		6	6	6	6		1		5	8,900	
299		14	8	6		14	1	14	14	14	14		6	34.50	7	7,571	
300		9	9			9		9	9	9	9		9		9	8,144	
301		5	4	1		5		5	5	5	5		1		4	9,750	
302		4	4			4		4	4	4	4		4		4	9,700	
321		9	6	3		9		9	9	9	9		3	46.66	6	10,200	
322		7	5	2		7		7	7	7	7		2		4	6,125	
323		16	11	5		16	2	16	16	16	16		5	45.00	10	8,170	
324		6	5	1		6		6	6	6	6		1		4	6,775	
325		8	8			8		8	8	8	8		8		8	11,500	
326		13	12	1		13		13	13	13	13		12		5	11,500	
327		5	5			5		5	5	5	5		4		5	10,000	
328		16	12	4		16	2	16	16	16	16		3	35.33	12	5,375	
329		5	5			5		5	5	5	5		5		5	8,900	
330		3	3			3		3	3	3	3		2		1		
331		3	2	1		3		3	3	3	3		1		2		
332		9	8	1		9		9	9	9	9		1		7	8,928	
333		9	3	6		9		9	9	9	9	1	6	61.00			
334		5	5			5		5	5	5	5		5	37.40			
335		7	5	2		7		7	7	7	7		1		4	12,250	
336		9	5	4		9	4	9	9	9	9		3	34.00	3	10,166	
337		4	3	1		4	1	4	4	4	4		1		8	8,500	
338		8	8			8		8	8	8	8		8		8	11,875	
339		19	19			19		19	19	19	19		19		19	11,157	

<sup>1</sup>For renter - occupied dwelling units and vacant nonseasonal not dilapidated units, for rent.  
<sup>2</sup>For owner - occupied dwelling units and vacant nonseasonal not dilapidated units, for sale only.

HOUSING—BLOCK STATISTICS

Table 3.—CHARACTERISTICS OF HOUSING FOR WARDS, BY BLOCKS: 1950—Con.

Ward	Block	All dwelling units by occupancy and tenure					All dwelling units by condition and plumbing facilities			Occupied dwelling units			Contract monthly rent <sup>1</sup>		Value <sup>2</sup> of one-dwelling-unit structures		
		Total	Owner occupied	Renter occupied	Vacant non-seasonal not dilap., for rent or sale	Other vacant and non-resident	Number reporting	No private bath or dilap.	No running water or dilap.	Total	Persons per room		Number reporting	Average monthly rent (dollars)	Number reporting	Average value (dollars)	
											Number reporting	1.51 or more					Occupied by non-white
9	340	5	4	1		5	2		5	5					3	10 666	
	341	4	3			4			4	4					3	10 666	
	343	10	5	4	1	10			10	10			36.00	5	10 300		
	344	3	3			3			3	3					3	9 666	
	345	11	10	1		11			11	11					3	9 777	
	383	15	15			15			15	15					15	6 866	
	384	9	9			9			9	9					9	6 733	
	385	16	13	3		16	1	1	16	16					13	7 807	
	386	13	13			13			13	13				73.00	8	8 375	
	387	13	12	1		13			13	13					11	6 636	
	388	11	8	3		11			11	10					5	7 400	
	390	17	11	6		17			17	17					5	18 477	
	391	8	8			8			8	8					9	11 625	
	392	5	5			5			5	5					5	10 100	
	393	10	5	5		10			10	10				32.00	5	6 600	
	394	9	9			9			9	9					9	9 833	
	395	12	5	6	1	12			12	11					5	8 600	
	396	11	6	5		11			11	11					5	8 600	
	397	13	10	3	1	13	3	1	13	12					7	7 285	
	398	17	12	4	1	17	4		16	16				46.75	6	8 666	
	399	14	12	2		14			14	14					2	9 500	
	400	4	4			4			4	4					3	13 333	
	401	22	22			22			22	22					22	7 872	
	402	14	14			14			14	14					14	7 914	
	403	2	2			2			2	2							
	404	8	8	1		8			8	8					8	7 687	
	405	10	8	2		10			10	10					8	8 000	
	434	32	32			32			32	36				41.66	29	6 603	
	435	21	17	4		21			21	21				47.50	17	7 323	
	440	7	7			7			7	7					7	7 000	
	441	4	3	1		4			4	4					3	6 166	
	447	12	9	3	1	12	1	1	11	11					2	8 666	
	448	23	17	6		23			23	23				37.00	17	6 629	
	449	10	6	4		10			10	10					5	7 900	
	450	13	9	4		13			13	13				49.75	9	7 922	
	451	18	14	4		18			18	18				50.50	8	7 550	
	10	328	3		3		3		3	3					3	20 333	
		329	14	2	12		14	3	3	14	14	1			11	15 633	
		330	8				8	6	5	8	7		1		5	18 000	
		331	3				3	3	1	3	3		2	1	6	31 333	
		332	18	5	13		18	3	2	18	18		1		15	28 006	
		333	17	9	8		17	2	1	17	17				7	28 577	
		334	4	3	1		4			4	4				1	3	9 666
		337	19	13	6		19	2		19	19				6	3 483	
		338	21	14	7	1	21	1		20	20				7	33 711	
379		17	11	6		17			17	16				6	37 666		
380		15	14	1		15			15	15				1	14	5 335	
381		15	13	2		15			15	15				2	11	7 181	
382		10	5	5		10			10	10		1			5	3 320	
383		12	7	5		12	1	1	12	12				6	4	6 625	
384		24	20	4	1	24	4	1	23	23				13	4	6 250	
385		25	11	14		25	4	1	25	25				13	17	5 382	
386		7	7			7	2		7	7				4	10	6 440	
387		4	4			4			4	4				3	2	20 000	
388		4	4			4			4	4					3		
390		13		13		13	11	1	13	12				13	13	18 766	
391		2				2			2	2					8	26 755	
392		2				2			2	2					8		
393		2				2			2	2					8		
394		3				3			3	3					18	17 833	
395		3				3	15	5	3	3		1	3	18	3	19 000	
397		15	6	9	1	15	6	1	13	13				8	4	8 000	
398		8	4	4		8	5		8	8				4	4	3 125	
399		3	3			3	1	1	3	3				1	1		
400		41	21	20		41	9	6	41	40					17	4 422	
401		15	11	4		15	6		15	15				4	10	4 840	
402		16	15	1		16	6		16	16				1	15	3 866	
403		6	6			6			6	6					6	6 500	
404		3	3			3			3	3					3	6 833	
405		3	8		1	3	3	3	3	3					7	6 285	
406		10	6	4		10	9	3	10	9				1	5	7 000	
407		9	8	1		9	2		9	9					7	5 985	
408		5	4	1		5	2		5	5					3	6 000	
409		3	2	1		3			3	3					2		
411		1				1			1	1					4	6 875	
413		3	6	2		3	4		3	3				1	2		
414		2	2			2			2	2					1		
415		27	17	10		27	3		27	27				10	13	5 653	
448		3	1	2		3	2	1	3	3				2	1		
449		1				1			1	1					1		
451		7		7		7	5	5	7	7	3			7	7	10 422	

<sup>1</sup>For renter - occupied dwelling units and vacant nonseasonal not dilapidated units, for rent.  
<sup>2</sup>For owner - occupied dwelling units and vacant nonseasonal not dilapidated units, for sale only.

Table 3.—CHARACTERISTICS OF HOUSING FOR WARDS, BY BLOCKS: 1950—Con.

Ward	Block	All dwelling units by occupancy and tenure					All dwelling units by condition and plumbing facilities			Occupied dwelling units			Contract monthly rent <sup>1</sup>		Value <sup>2</sup> of one-dwelling-unit structures	
		Total	Owner occupied	Renter occupied	Vacant non-seasonal not dilap., for rent or sale	Other vacant and non-resident	Number reporting	No private bath or dilap.	No running water or dilap.	Total	Persons per room		Number reporting	Average monthly rent (dollars)	Number reporting	Average value (dollars)
											Number reporting	1.51 or more				
11	40	3	2	1		2			3	3						
	102	18	4	14		17	5		18	18		14	29.07	1	5,833	
	103	24	10	14		17	8		24	17		14	25.64	10	5,300	
	104	9	5	4		8			9	9		3	50.00	1		
	161	27	15	11		26	7	7	26	26		11	38.63	13	7,953	
	162	19	14	5		19			19	7		5	44.20	13	7,769	
	163	15	13	2		15	2	1	15	13		1		13	6,461	
	164	16	12	4		16			16	16		4	37.25	9	7,444	
	165	21	10	11		21			21	12		10	47.40	10	7,530	
	166	14	6	8		14			14	14	1	6	20.66	5	9,900	
	167	9	7	2		9			9	9		2		7	6,357	
	169	2				2			2	2				7	8,857	
	170	7	7			7			7	7				1		
	171	3	1	2		3			3	3		2		5	13,000	
	172	8	6	2		8	1		8	8		2		6	10,333	
	173	10	8	2		10			10	10		2		3	17,000	
	174	8	5	3		8	1		8	8		3	50.00	3	17,000	
	175	13	6	7		13			13	13		7	60.28	3	19,666	
	176	10	8	2		10			10	10		2		7	7,957	
	177	13	4	8		13	11		12	12	1	8	20.37	4	5,625	
	178	24	3	20	1	24	5	3	23	23		20	35.25	2		
	179	13	11	2		13			13	13		2		11	8,136	
	180	20	13	7		19			20	20		7	31.71	12	6,333	
	181	20	7	13		20	1		20	20		13	50.30	2		
	182	12	12			12			12	12		11		3	9,272	
	250	33	9	23	1	33	3		32	32		22	47.81	3	8,500	
	251	12	2	9		12			11	11		9	45.33	2		
	252	23	5	17	1	23	1		22	22		15	38.66	1		
	253	12	5	7		12		2	12	12	1	7	33.28	5	5,800	
	254	2				2			2	2				2		
	255	6	3	3		6	3	1	6	6		2		3	10,000	
	256	14	8	6		14	2		14	14		6	46.33	8	7,275	
	257	27	13	14		27	5		27	27		14	44.64	8	8,000	
	258	19	8	13		19	1	1	19	19		13	42.00	5	6,000	
	259	9	8	1		9	5		9	9	3	9	39.22	5	6,500	
	260	30	9	21		29		1	30	29	1	21	48.38	7	7,785	
	261	27	17	9		27			26	26		6	40.33	14	6,428	
	262	23	11	11		23			23	23		10	38.70	11	8,272	
	263	12	9	3		12		5	12	12		3	25.00	8	4,350	
	264	12	7	5		12		1	12	12	2	5	40.00	7	5,928	
	265	17	13	4		17	1		17	17		2		11	5,409	
	266	17	9	8		17	1		17	17		7	47.42	6	6,416	
	267	12	9	3		12			12	12		3	45.66	5	10,700	
	268	21	14	7		21			21	21		11	45.14	11	8,500	
	269	13	10	3		13	2		13	13		2		9	8,000	
	270	18	11	7		18	2		18	18		6	31.00	8	6,437	
	12	43	5	5		5			5	5					4	17,375
		100	21	11	11		21	2	22	21		11	46.00	10	10,200	
		101	28	12	14		26	4	26	26	2	14	42.50	7	10,142	
		105	7	5	2		7	2		7	7		2		3	5,333
106		3	1	2		3			3	3						
107		3				3			3	3						
108		6	6			6	1	1	6	6		4	49.50	15	8,400	
109		20	16	4		19			20	20		4	36.40	15	8,033	
110		23	17	6		23	2		23	23		5	36.40	15	9,400	
111		10	5	5		10	2		10	10		5	57.00	4	9,875	
112		5	3	1		5		2	5	5		1		3	11,333	
113		3	3			3			3	3				3	10,666	
152		3	4			3			3	3				4	6,875	
153		5	4	1		5			5	5		1				
154		2				2			2	2						
155		13	13			13			13	13					13	9,423
156		14	14			14			14	14					14	10,357
157		23	23			23			23	23		21	65.95	14		
158		13	7	6		12		3	13	12	1	6	33.16	7	10,071	
159		31	10	21		29	13		31	30		20	38.40	6	9,500	
160		14	6	8		13			14	14		8	43.62	2		
183		2				2			2	2		10	46.80	4	9,500	
184		11	1	10		10			11	10		10	42.30	4	8,166	
185		18	6	10		17	1		16	16		10	44.83	3	8,937	
186		21	9	12		21	3		21	21		12	51.28	8	9,383	
187		20	12	8		20			20	20		7	37.00	6		
188		11	6	5		11			11	11		5		8	13,187	
190		1				1			1	1				8	8,562	
191		8	8			8			8	8		4	44.25	8	13,000	
192		15	11	4		15			15	15				5	8,857	
193		7	6	1		6			7	7		1		2		
194		9	7	2		9			9	9		2	59.50	6		
195		8	2	6		8			8	8		4	19.50	6		
196		9	5	4		9	1	1	9	9	1	4	46.00	4	10,000	
197		11	4	7		11			11	11		4		3	10,066	
198		4	3	1		4			4	4		1		3	10,714	
199		14	8	6		14			14	14		3	41.33	7		
200		5	3	2		5			5	5		2		1		
201		2				2			2	2						

<sup>1</sup>For renter - occupied dwelling units and vacant nonseasonal not dilapidated units, for rent.  
<sup>2</sup>For owner - occupied dwelling units and vacant nonseasonal not dilapidated units, for sale only.



## HOUSING—BLOCK STATISTICS

Table 3.—CHARACTERISTICS OF HOUSING FOR WARDS, BY BLOCKS: 1950—Con.

Ward	Block	All dwelling units by occupancy and tenure					All dwelling units by condition and plumbing facilities			Occupied dwelling units			Contract monthly rent <sup>1</sup>		Value <sup>2</sup> of one-dwelling-unit structures		
		Total	Owner occupied	Renter occupied	Vacant non-seasonal not dilap., for rent or sale	Other vacant and non-resident	Number reporting	No private bath or dilap.	No running water or dilap.	Total	Persons per room		Occupied by non-white	Number reporting	Average monthly rent (dollars)	Number reporting	Average value (dollars)
											Number reporting	1.51 or more					
12	243	7	4	3					7								
	244	22	2	20				4	22	21			3	6 6.66	2		
	245	12	3	9				1	12	11	2		18	50.27	1		
	246	5	5						5	4			9	69.33			
	247	12	11	1					12	12					2		
	248	12	8	4					12	12			4		10	8.700	
	249	26	9	17					26	24	1		15	58.75	5	10.400	
	262	22	15	7				4	22	22			7	36.53	7	9.428	
	263	20	14	6				2	20	20			6	39.28	7	9.000	
	264	9	6	3					9	9	1		3	35.66	13	8.230	
	265	10	10						10	10				36.00	6	8.666	
	266	5	5						5	5					8	9.875	
	267	9	6	2	1				9	8					5	8.600	
	268	8	5	3					8	8			2		6	11.416	
	269	6	5	1					6	5					5	11.200	
	270	3	3						3	3			1		5	11.300	
	271	5	5						5	5					5	13.100	
	272	2							2								
	273	3	3						3	3					3	21.000	
	274	6	4	2					6	6			2		2		
	275	7	5	1				1	7	6			1		4	14.250	
	276	9	6	2					9	8			1		5	9.400	
	277	10	8	2					10	10			2		7	13.000	
	278	7	5	2					7	7			2		5	10.600	
	279	7	5	2					7	7			2		5	11.100	
	280	11	7	4					11	11			2		7	14.857	
	281	1							1								
	305	1							1								
	306	2							2								
	307	6	5			1			6	5					5	25.000	
	308	16	13	3					16	16			3	81.33	12	13.750	
	309	7	5	2					7	7					5	16.400	
	310	9	8	1					9	9			1		8	11.375	
	311	12	7	5					12	12			5	22.60	7	9.571	
	312	12	8	4				1	12	12			4	52.75	6	10.666	
	313	5	2	3					5	4			3	33.33	2	8.800	
	314	8	6	2				2	8	8			2		2		
	315	5	2	3					5	5			3	26.66	2		
	316	6	4	2					6	6			2		3	11.000	
	339	7	6	1					7	7			1		5	5.300	
	340	17	13	4					17	16			4	32.00	11	8.545	
	341	19	13	6					19	18			4	41.66	11	7.500	
	342	16	10	6					16	16			6	47.16	8	7.500	
	343	16	7	9					16	16			9	31.44	5	6.000	
	344	12	5	7					12	12			7	37.71	5	7.600	
	345	42	26	16					42	41			16	30.56	21	7.419	
	346	48	26	22					47	47			22	36.36	20	8.055	
	347	1	1						1	1			1		2		
	348	5	4	1					5	5			1		3		
	349	4	3	1					4	4			1		2	7.166	
	350	13	12	1					13	13			1		11	13.890	
	351	9	7	2					9	9			1		7	17.428	
	352	4	4						4	4					4	11.000	
	353	8	7	1					8	8			1		7	6.642	
	356	3	2	1					3	3			1		2		
13	1	26	17	9					26	26			7	31.85	7	13.214	
	2	6	5	1					6	6			1		4	12.000	
	4	11	7	4					11	11			4	30.00	6	23.333	
	6	1															
	9	7	7						7	7					6	13.333	
	10	1															
	11	1															
	12	17	16	1					17	17			1		16	16.718	
	13	3	3					1	3	3					3	25.000	
	14	1															
	15	2															
	16	9	8						9	8					8	17.437	
	17	5	3	1				1	5	4					3	20.666	
	19	3	2						3	2					2		
	20	3	3						3	3					3	17.666	
	21	9	9						9	9					9	19.833	
	22	2															
	23	7	7						7	7					7	19.785	
	24	14	14						14	14					14	18.535	
	25	7	7						7	7					7	16.714	
	26	13	13						13	13					13	16.384	
	27	6	4	2					6	6					3	17.666	
	29	19	17	1				1	18	18			2		15	17.833	
	30	7	7						7	7			1		7	17.785	
	31	4	4						4	4					4	19.500	
	32	7	6					1	7	6					6	27.833	
	33	6	5	1					6	6					5	17.800	
	34	10	10						10	10					10	18.800	
	35	9	9						9	9					9	19.222	
	36	15	14					1	15	14					12	17.458	

<sup>1</sup>For renter - occupied dwelling units and vacant nonseasonal not dilapidated units, for rent.<sup>2</sup>For owner - occupied dwelling units and vacant nonseasonal not dilapidated units, for sale only.

Table 3.—CHARACTERISTICS OF HOUSING FOR WARDS, BY BLOCKS: 1950—Con.

Ward	Block	All dwelling units by occupancy and tenure					All dwelling units by condition and plumbing facilities			Occupied dwelling units			Contract monthly rent <sup>1</sup>		Value <sup>2</sup> of one-dwelling-unit structures	
		Total	Owner occupied	Renter occupied	Vacant non-seasonal not dilap., for rent or sale	Other vacant and non-resident	Number reporting	No private bath or dilap.	No running water or dilap.	Total	Persons per room	Occupied by non-white	Number reporting	Average monthly rent (dollars)	Number reporting	Average value (dollars)
										Number reporting	1.51 or more					
13	37	1														
	38	1														
	41	1														
	44	8	8						8	8				8	15.312	
	45	8	8						8	8				8	16.125	
	46	7	6	1					7	7			1	6	17.583	
	47	4	4						4	4				4	19.750	
	48	8	8			1			7	7				7	15.928	
	49	3	1	1	1				3	2			1	1		
	59	5	5						5	5			1	5	10.360	
	60	7	7						7	7				7	10.285	
	61	7	7						7	7				6	10.833	
	62	3	3						3	3				2		
	63	6	6						6	6				5	28.000	
	64	8	5	1	1	1			6	6				5	29.000	
	65	6	5		1				6	5				5	16.700	
	66	11	11						11	11				11	25.272	
	67	14	13	1					14	14				13	23.669	
	68	3	3						3	3				3	26.333	
	69	1														
	70	2														
	71	1														
	72	2														
	73	2														
	74	11	6	5				11	11	11			5	6	8.750	
	75	23	16	7				23	23	22			7	13	11.423	
	76	8	6	2				8	8	8			1	5	16.100	
	77	47	33	11		3		45	44	44			10	29	8.500	
	79	7	7					7	7	7				7	16.285	
	80	3	3					3	3	3				3	31.333	
	82	8	6	1		1		8	7	7			1	6	16.416	
	83	4	4					4	4	4				4	19.250	
	85	12	11	1				12	12	12			1	10	11.150	
	86	12	11	1				12	12	12			1	10	11.450	
	87	12	12					12	12	12				8	10.812	
	88	12	11			1		12	11	11				10	10.300	
	89	14	14					14	14	14				13	9.038	
	90	8	8					8	8	8				8	11.912	
	92	1														
	93	2														
	94	6	4	2				6	6	6			2	3	9.333	
	95	3	3					3	3	3				3	16.333	
	96	2														
	97	9	2	5	2			9	7	7			5	2	54.00	
	98	16	9	7				16	16	16			7	8	42.00	
	99	1														
	113	5	5					5	5	5				5	13.000	
	114	1	1	4	1			5	5	5			4	1	45.00	
	115	8	8					8	8	8				8	15.187	
	116	3	3					3	3	3				2		
	119	4	3	1				4	4	4			1	3	11.666	
	120	4	4	1				4	4	4			1	3	11.566	
	121	8	7	1				8	8	8			1	6	16.166	
	122	5	4	1				5	5	5			1	4	18.750	
	123	4	4					4	4	4				4	24.250	
	124	2														
	125	1														
	126	1														
	127	3	3					3	3	3				3	12.166	
	128	7	6	1				7	7	7			1	6	10.000	
	129	3	3					3	3	3				3	7.666	
	130	3	2	1				3	3	3			1			
	131	12	11	1				12	11	11			1	11	7.909	
	133	3	2	1				3	3	3				2		
	134	10	9	1				10	10	5			1	7	11.214	
	135	17	13	4				17	17	17			2	12	12.291	
	136	17	13	4				17	17	17			4	11	12.090	
	137	4	4					4	4	4				4	13.125	
	138	7	7					7	7	7				7	10.071	
	139	7	7					7	7	7				7	7.571	
	142	7	6		1			7	6	6				5	11.940	
	143	5	5					5	5	5				5	9.540	
	144	2														
	145	3	3					3	3	2				3	12.333	
	146	16	10	6				16	16	16			6	10	12.680	
	147	2														
	148	1														
	149	6	6					6	6	6				5	12.300	
	150	1														
	151	6	5	1				6	6	6			1	5	9.700	
	152	8	3	5				8	8	7			5	2	38.00	
	153	4	2	2				4	4	4				1		
	200	4	2	2				4	4	4				1		
	201	5	3	2				5	5	5				3	8.666	
	202	8	5	3				8	8	8				4	12.375	
	203	24	16	8				24	24	24				13	9.592	
	204	4	4					4	4	4				4	11.000	

<sup>1</sup>For renter - occupied dwelling units and vacant nonseasonal not dilapidated units, for rent.  
<sup>2</sup>For owner - occupied dwelling units and vacant nonseasonal not dilapidated units, for sale only.

Table 3.—CHARACTERISTICS OF HOUSING FOR WARDS, BY BLOCKS: 1950—Con.

Ward	Block	All dwelling units by occupancy and tenure					All dwelling units by condition and plumbing facilities			Occupied dwelling units			Contract monthly rent <sup>1</sup>		Value <sup>2</sup> of one-dwelling-unit structures.	
		Total	Owner occupied	Renter occupied	Vacant non-seasonal not dilap. for rent or sale	Other vacant and non-resident	Number reporting	No private bath or dilap.	No running water or dilap.	Total	Persons per room		Number reporting	Average monthly rent (dollars)	Number reporting	Average value (dollars)
											Number reporting	1.51 or more				
13	205	9	7	2		9			9	9		2		6	8.083	
	206	9	4	5		9	1		9	9		4	46.75	3	9.633	
	207	2														
	208	3	1	1		3			2	2		1				
	209	11	6	5		11			11	11	1	3	33.33	6	10.333	
	210	2														
	211	5	3	2		5			5	5		2		3	10.500	
	212	9	7	2		9			9	9		2		5	10.000	
	213	7	4	3		7			7	7		3	46.66	4	9.000	
	214	8	3	5		8			8	8		5	50.00	3	8.833	
	215	11	7	4		11			11	11		4	43.25	7	11.642	
	216	4	3	1		4			4	4		1		2		
	217	11	9	2		11	1		11	11		9		9	14.144	
	218	24	18	5		24			23	23		5	49.00	18	11.111	
	220	21	19	2		21			21	20		2		18	9.833	
	221	3	3			3			3	3				3	9.666	
	222	14	12	2		14	1	1	14	14		2		11	8.663	
	223	161	8	152		160			160	160	3	152	35.60	4	5.000	
	225	26	23	3		26			26	26		3	46.66	23	10.021	
	227	1														
	228	4	4			4			4	4				4	6.875	
	230	3	3			3			3	3				3	13.000	
	231	20	18	2		19			20	20		2		18	7.333	
	232	20	18	2		20			20	20		2		17	6.647	
	233	30	25	5		30			30	30		5	33.00	22	7.527	
	234	3	3			3			3	3				3	9.333	
	235	78	44	34		78	21	3	78	78	3	33	33.00	40	4.497	
	236	35	13	22		35	14	4	35	35	1	22	29.77	7	6.428	
	237	26	21	5		26			26	26		5	49.20	19	8.605	
	238	8	4	4		8			8	8		4	52.50	4	12.125	
	239	3	3			3			3	3				3	29.000	
	240	5	1	4		5			5	5		4	94.50			
	241	6	3	2	1	6			5	5		3	76.66	3	7.166	
	242	3	3			3			3	3		3	41.66			
	281	2														
	282	8	8			8			8	8				8	12.937	
	283	20	19	1		20			20	20		1		18	8.138	
	284	1														
	285	5	4	1		5			5	5		1		4	13.750	
	286	7	6	1		7			7	7		1		5	9.400	
	287	8	7	1		8			8	8		1		6	9.916	
	288	7	6	1		7	1		7	7		1		4	16.000	
	289	3	3			3			3	3				3	10.000	
	290	4	1	3		4			4	4		3	85.00	1		
	291	1														
	292	1														
	293	3	1	2		3			3	3		1		1		
	295	2														
	296	9	4	4	1	9			8	8		5	48.00	1		
	298	5	5			5	1	2	5	5	1			5	3.500	
	299	4	3	1		4	1	1	4	4		1		1		
	300	7	3	4		7			7	7		3	73.33	3	15.000	
	301	9	5	4		9			9	9		3	40.00	5	16.800	
	302	1														
	303	5	2	3		5			5	5		2		2		
	304	1														
	357	6	6			6			6	6				5	14.400	
	358	9	6	3		9			9	9		1		6	8.166	
	359	8	7	1		8			8	8		1		6	8.583	
	360	6	2	4		6			6	6		2		1		
	361	4	4			4			4	4				4	22.750	
	362	1														
	363	2														
	364	8	6	2		8			8	8		1		6	8.166	
	365	4	4			4			4	4				4	8.000	
	366	3	2	1		3			3	3		1		2		
	367	1														
	369	1														
	371	3	3			3			3	3				3	5.000	
	372	3	3			3	1		3	3				3	7.000	
	373	4	2	2		4			4	4		2		2		
	375	4	4			4			4	4				4	6.750	
	376	3	2	1		3			3	3		1		2		
	377	5	3	2		5			5	5		1		3	13.333	
	378	1														
	416	30	24	6		30	4	2	30	30		6	29.66	22	6.995	
	417	6	6			6			6	6				6	12.416	
	418	8	8			8			8	8				8	12.667	
	419	2														
	420	2														
	421	1														
	422	2														
	423	1														
	425	1														
	426	1														
	427	4	3	1		4			4	4		1		3	10.833	
	428	11	10	1		11			11	11		1		10	8.850	

<sup>1</sup>For renter - occupied dwelling units and vacant nonseasonal not dilapidated units, for rent.<sup>2</sup>For owner - occupied dwelling units and vacant nonseasonal not dilapidated units, for sale only.

Table 3.—CHARACTERISTICS OF HOUSING FOR WARDS, BY BLOCKS: 1950—Con.

Ward	Block	All dwelling units by occupancy and tenure					All dwelling units by condition and plumbing facilities			Occupied dwelling units			Contract monthly rent <sup>1</sup>		Value <sup>2</sup> of one-dwelling-unit structures		
		Total	Owner occupied	Renter occupied	Vacant non-seasonal not dilap., for rent or sale	Other vacant and non-resident	Number reporting	No private bath or dilap.	No running water or dilap.	Total	Persons per room		Occupied by non-white	Number reporting	Average monthly rent (dollars)	Number reporting	Average value (dollars)
											Number reporting	1.51 or more					
13	429	3	3			3			3	3					3	71.66	
	430	2															
	431	1															
	432	1															
	433	3	3						3	3					3	5.500	
	434	3	2	1					3	3				1	2		
	435	3	1	2					3	3	1			1	1		
	436	5	4	1					5	5				1	1	8.750	
	437	4	3	1					4	4				1	2		
	438	3	2	1					3	3				1	2		
	439	4	2	2					4	3				2			
	440	3	3						3	3					3	5.000	
	441	2															
	445	1															
446	4	1	3			4		4	4				3	29.66			
14	3	8	3	5		8	4	1	8	8			4	39.00	3	29.000	
	5	3	1	1	1	3			2	2			1	1	1		
	6	27	14	13		27	8	4	27	27			9	41.33	12	11.750	
	7	27	16	11		25	8	7	27	27			10	45.50	14	19.500	
	8	15	13	2		15	2	2	15	15			1		12	20.250	
	9	39	34	4	1	37	9	5	38	37			3	42.33	31	21.403	
	11	28	23	5		28	2	2	28	28			4	24.00	23	14.434	
	15	12	12			12			12	11					12	22.500	
	16	5	4	1		5	1	1	5	5				1	4	46.250	
	17	2															
	18	3	3			3			3	3					3	31.000	
	19	2															
	20	9	6	3		9			9	9	1			2	5	17.000	
	21	23	14	7	1	23	5	2	21	21				6	44.33	15	15.333
	23	3	2	1		3			3	3				1	2		
	24	14	12	2		14	3	1	14	14				2	10	15.600	
	25	1															
	26	14	9	5		14	2		14	14				4	5	12.900	
	27	1															
	42	18	12	6		18	3		18	18				6	7	10.314	
	44	1															
	45	1															
	59	1															
	73	2															
	74	2															
	75	25	19	4		24	1	1	23	22				4	66.25	18	14.583
	76	47	36	4	4	47	4	1	40	40				4	46.75	31	8.864
	81	4	4			4			4	4					4	29.750	
	82	12	10	1	1	12			11	11				2	9	28.444	
	83	2															
	90	9	9			9			9	9					9	13.388	
	91	9	9			9			9	9					7	14.571	
	92	7	7			7			7	7					7	13.842	
	93	5	4	1		5			5	5					4	11.750	
	94	3	3			3			3	3					3	14.333	
	95	4	4			4			4	4					4	15.750	
	96	4	4			4			4	4					4	19.250	
	97	3	3			3			3	3					3	15.933	
	98	6	6			6			6	6					6	10.250	
	99	4	4			4			4	4					4	10.625	
	100	10	10			10			10	9					10	9.900	
	101	9	9			9			9	7					9	10.000	
	102	5	5			5			5	5					5	11.600	
	106	2															
111	2																
112	2																
113	1																
115	5	5			5			5	4					5	8.500		
116	1																
117	1																
119	1																
121	2																
122	1																
123	2																
127	2																
128	1																
129	4	4			4			4	4					4	9.000		
130	1																
132	10	10			10			10	10					10	7.300		
133	5	5			5			5	5					5	8.500		
134	8	8			8			8	7					8	9.250		
135	9	8		1	9			8	8					9	9.722		
136	4	4			4			4	4					4	14.875		
137	5	5			5			5	5					5	15.500		
138	4	4			4			4	4					4	14.750		
139	6	6			6			6	6					6	13.666		
140	8	8			8			8	7					8	12.500		
141	6	4	2		6			6	6				2	4	13.750		
142	9	7	2		9			9	9				2	7	12.857		
143	6	6			6			6	6					6	14.416		
144	5	4	1		5			5	5				1	4	15.625		

<sup>1</sup>For renter - occupied dwelling units and vacant nonseasonal not dilapidated units, for rent.  
<sup>2</sup>For owner - occupied dwelling units and vacant nonseasonal not dilapidated units, for sale only.

Table 3.—CHARACTERISTICS OF HOUSING FOR WARDS, BY BLOCKS: 1950—Con.

Ward	Block	All dwelling units by occupancy and tenure					All dwelling units by condition and plumbing facilities			Occupied dwelling units			Contract monthly rent <sup>1</sup>		Value <sup>2</sup> of one-dwelling-unit structures <sup>3</sup>	
		Total	Owner occupied	Renter occupied	Vacant non-seasonal not dilap., for rent or sale	Other vacant and non-resident	Number reporting	No private bath or dilap.	No running water or dilap.	Total	Persons per room		Number reporting	Average monthly rent (dollars)	Number reporting	Average value (dollars)
											Number reporting	1.51 or more				
14	14465	9	8	1		9			9	9		1		8	15812	
	14467	1														
	14470	1	1			1		1	2	2		1		1		
	14500	2														
	14502	2														
	14503	2														
	14504	2														
	14505	2														
	14506	2														
	14507	2														
	14508	2														
	14509	2														
	14510	2														
	14511	2														
	14512	2														
	14513	2														
	14514	2														
	14515	2														
	14516	2														
	14517	2														
	14518	2														
	14519	2														
	14520	2														
	14521	2														
	14522	2														
	14523	2														
	14524	2														
	14525	2														
	14526	2														
	14527	2														
	14528	2														
	14529	2														
	14530	2														
	14531	2														
	14532	2														
	14533	2														
	14534	2														
	14535	2														
	14536	2														
	14537	2														
	14538	2														
	14539	2														
	14540	2														
	14541	2														
	14542	2														
	14543	2														
	14544	2														
14545	2															
14546	2															
14547	2															

<sup>1</sup>For renter-occupied dwelling units and vacant nonseasonal not dilapidated units, for rent.  
<sup>2</sup>For owner-occupied dwelling units and vacant nonseasonal not dilapidated units, for sale only.

Table 3.—CHARACTERISTICS OF HOUSING FOR WARDS, BY BLOCKS: 1950—Con.

Ward	Block	All dwelling units by occupancy and tenure					All dwelling units by condition and plumbing facilities			Occupied dwelling units			Contract monthly rent <sup>1</sup>		Value <sup>2</sup> of one-dwelling-unit structures	
		Total	Owner occupied	Renter occupied	Vacant non-seasonal not dilap., for rent or sale	Other vacant and non-resident	Number reporting	No private bath or dilap.	No running water or dilap.	Total	Persons per room	Occupied by non-white	Number reporting	Average monthly rent (dollars)	Number reporting	Average value (dollars)
										Number reporting	1.51 or more					
14	249	3	3				3	2	2	3	3	1			3	3,000
	250	4	4				4			4					4	7,875
	252	7	5	2			7	3		7			2	3	6,500	
	253	10	7	3			10	4		10			3	5	5,800	
	254	6	5	1			6	7	1	6			1	4	6,000	
	255	18	11	6	1		18	7		17		2	5	7	6,928	
	256	17	14	3			17	3	2	17			3	13	6,192	
	257	3	2	1			3			3			1	1	9,083	
	258	12	7	4	1		12			11			5	6	16,360	
	259	5	5				5			5				5	13,250	
	260	8	4	4			8			8			4	4	12,000	
	261	3	3				3			3				3	11,333	
	262	6	6				6			6			1	2	10,666	
	263	3	3		1		3			3			1	3	8,666	
	264	7	6	1			7	1		7			2	2	8,600	
	265	13	10	3			13			13			1	3	11,125	
	266	6	5	1			6			6			1	5	10,971	
	267	10	9	1			10			10			1	4	9,181	
	268	9	8	1			9			9			1	6	8,833	
	269	10	9	1			10			10			2	8	6,600	
	270	28	19	9			28	2		28	28		9	11	7,562	
	271	13	10	3			13	1		13	12		3	6	6,688	
	272	26	24	2			26			26	26		3	18	13,250	
	273	13	9	4			13			13	13		1	4	15,250	
	274	20	19	1			20	1		20	20		1	7	12,500	
	275	1					1			1					12,000	
	276	6	4	2			6			6	6			4	7,833	
	277	1				2	1			1	1		2	4	10,400	
	278	5	4	1			5			5	5		1	4	10,061	
	279	1					1			1					15,650	
	280	8	7	1			8			8	8		1	7	12,300	
	281	9	9				9			9	9			12	14,083	
	282	12	12				12			12	12			6	7,500	
	283	7	4	3			7	3	3	7	8		3	7	6,071	
	284	8	6	2			8	2	2	8	8	1	2	6	7,666	
	285	1					1			1					6,750	
	286	8	8				8			8	8		1	3	6,166	
	287	8	5	3			8			8	8		3	1	4,433	
	288	8	5	3		1	11			10	10		6	3	3,550	
	289	8	8				8	1	1	23	23		11	8	5,812	
	290	2	2				2			6	6			6	7,833	
	291	3	1	2			3			5	5		1	2	8,800	
	292	4	4			1	10		1	9	9		4	4	7,471	
	293	14	14				14			14	14		6	7	3,400	
	294	12	10	2			12			12	12		2	9	10,777	
	295	11	8	3			11			11	11		3	7	9,000	
	296	5	4	1			5			5	5			5	10,000	
	297	4	4				4			4	4		1	3	10,333	
	298	12	9	3			12			12	12		3	8	10,750	
	299	9	9				9	1		9	9			9	8,888	
300	1					1			1							
301	1					1			1							
302	14	12	2			14	3		14	14	1	12	2	2,458		
303	4	4				4	2		4	4		2	1			
304	9	9				9	4		9	9			9	5,111		
15	1	1	3			3			3	3			3	11,666		
	3	2	1			3			3	3			4	8,500		
	10	4	6			10			10	10			6	9,750		
	11	4	7			11			11	11			4	7,000		
	12	4	8			12		1	12	12			4	6,875		
	13	4	9	1		13			13	13			4	8,500		
	16	5	11			16		1	16	16			5	8,300		
	17	5	5			17			17	17				3	12,000	
	18	1				1			1					8	12,375	
	19	3	3			3			3	3		1	4	11,375		
20	1	1			1			1	1				3	12,333		

<sup>1</sup>For renter - occupied dwelling units and vacant nonseasonal not dilapidated units, for rent.  
<sup>2</sup>For owner - occupied dwelling units and vacant nonseasonal not dilapidated units, for sale only.

Table 3.—CHARACTERISTICS OF HOUSING FOR WARDS, BY BLOCKS: 1950—Con.

Ward	Block	All dwelling units by occupancy and tenure					All dwelling units by condition and plumbing facilities			Occupied dwelling units			Contract monthly rent <sup>1</sup>		Value <sup>2</sup> of one-dwelling-unit structures		
		Total	Owner occupied	Renter occupied	Vacant non-seasonal not dilap., for rent or sale	Other vacant and non-resident	Number reporting	No private bath or dilap.	No running water or dilap.	Total	Persons per room		Occupied by non-white	Number reporting	Average monthly rent (dollars)	Number reporting	Average value (dollars)
											Number reporting	1.51 or more					
15	27	4	4						4	4					4	10.350	
	29	10	9			1			9	9					9	15.833	
	30	3	2	1					3	3			1		1		
	31	4	4						4	4					4	5.485	
	32	6	6						6	6					6	13.133	
	33	2	2						2	2					2		
	35	80	28	76	1	1			76	77		1	76	82.21	7	14.857	
	37	9	7	1		1			9	8			1		3	8.000	
	38	2	2						2	2					2		
	40	4	3	1				2	4	4		1			3	8.000	
	42	9	5	4					9	9			4	62.50	3	8.266	
	43	4	4						4	4					4	9.250	
	44	2							2	2					2		
	45	1							1	1					1		
	46	1							1	1					1		
	84	12	12						12	12					12	9.016	
	85	10	10						10	9					10	8.500	
	88	4	4						4	4					4	9.750	
	90	4	4						4	4					4	9.750	
	92	2	2						2	2					2		
	93	5	4	1					5	5			1		4	12.000	
	94	1	1						1	1					1		
	97	5	5						5	5					5	17.400	
	98	2	2						2	2					2		
	99	1	1						1	1					1		
	100	2	2						2	2					2		
	101	9	9						9	9					9	15.388	
	102	3	2	1					3	3			1		2		
	103	6	4	2					6	6			2		4	15.250	
	104	2							2	2					2		
	105	4	3	1					4	4			1		3	13.000	
	106	4	4	1					4	4			1		3	14.666	
	107	7	5	2					7	7			1		5	20.400	
	108	3	2	1		1			3	2					2		
	109	5	5						5	5					5	17.400	
	110	17	11	5		1		2	16	16		3	4	36.25	9	10.555	
	112	5	5						5	5					5	9.580	
	113	4	4						4	4					4	8.625	
	114	4	4						4	4					4	12.625	
	115	1							1	1					1		
	116	11	10			1			11	10					10	8.550	
	117	9	8	1					9	9					7	8.642	
	118	2	2						2	2					2		
	119	6	5	1					6	6			1		5	21.500	
	120	6	5	1					6	6					5	17.466	
	121	6	6						6	6					6	15.800	
	122	7	6	1				2	7	7			1		5	15.800	
	123	3	3						3	3					3	14.666	
	124	3	3			1			3	3					3	14.666	
	125	3	3						3	3					3	12.833	
	126	4	4						4	4					4	10.875	
	127	5	5						5	5					5	10.600	
	128	2	2						2	2					2		
	130	6	5	1					6	6			1		4	10.375	
	131	5	5						5	5					4	12.000	
	132	4	4						4	4					3	12.000	
	133	4	4						4	4					4	10.000	
	135	4	4						4	4					4	8.125	
	136	1	1						1	1					1		
	167	1	1						1	1					1		
	170	1	1						1	1					1		
	175	5	5						5	5					5	10.700	
	178	5	5						5	5					5		
	184	1	1						1	1					1		
	185	1	1						1	1					1		
	188	1	1						1	1					1		
	189	2	2						2	2					2		
	191	1	1						1	1					1		
	192	2	2						2	2					2		
	195	2	2						2	2					2		
	197	2	2						2	2					2		
	198	4	3	1					4	4			1		3	11.000	
	200	4	4						4	4					4	10.500	
	201	16	15			1			16	15		1		1.5	11.733		
	203	2	2						2	2					2		
	204	1	1						1	1					1		
	206	1	1						1	1					1		
	207	3	3						3	3					3	9.500	
	208	3	3						3	3					3	14.000	
	209	7	6	1					7	7		2		6			
	210	2	2						2	2					2		
	211	5	3	2					5	5			2		3	13.333	
	212	6	5	1					6	6			1		5		
	213	8	7					1	8	8		1		2		12.714	
	214	10	10						10	10			1		10	14.050	
	216	5	5						5	5					5	9.260	
	217	1	1						1	1					1		

<sup>1</sup>For renter - occupied dwelling units and vacant nonseasonal not dilapidated units, for rent.  
<sup>2</sup>For owner - occupied dwelling units and vacant nonseasonal not dilapidated units, for sale only.

Table 3.—CHARACTERISTICS OF HOUSING FOR WARDS, BY BLOCKS: 1950—Con.

Ward	Block	All dwelling units by occupancy and tenure					All dwelling units by condition and plumbing facilities			Occupied dwelling units			Contract monthly rent <sup>1</sup>		Value <sup>2</sup> of one-dwelling-unit structures	
		Total	Owner occupied	Renter occupied	Vacant non-seasonal not dilap., for rent or sale	Other vacant and non-resident	Number reporting	No private bath or dilap.	No running water or dilap.	Total	Persons per room		Number reporting	Average monthly rent (dollars)	Number reporting	Average value (dollars)
											Number reporting	1.51 or more				
15	218	3	3	1					3	3				3	9,333	
	219	6	6						6	6				5	6,500	
	221	4	4						4	4				4	11,250	
	222	4	4						4	4				8	6,637	
	223	9	9						9	9						
	225	1	1						1	1					1	
	226	3	3			2			4	4					3	9,666
	227	4	4						4	4						
	228	5	5						5	5						
	229	10	10	10					10	10	4		101	323.4		
	230	1	1						1	1					7	12,000
	231	8	7	1					8	8					3	12,000
	232	6	4	1		1			5	5					4	12,500
	233	4	4						4	4					10	10,600
	234	4	10	10					10	10					8	9,625
	235	4	8	8					8	8					5	10,400
	236	4	5	5					5	5					6	10,666
	237	4	6	6					6	6					3	10,333
	238	4	3	3					3	3					6	10,666
	239	4	6	6					6	6					6	7,576
	240	4	3	3					3	3					17	
	241	4	17	17	1				18	18			1			
	242	4	34	34					34	34	1				34	8,579
	243	4	3	3					3	3					3	18,000
	244	4	3	3					3	3					3	15,000
	245	4	6	6					6	6					6	11,833
	246	4	5	5					5	5					5	15,400
	247	4	12	12	1				12	11			1		11	9,500
	248	4	12	12					12	12			3	36.66	8	10,187
	249	4	22	22					22	21			6	45.33	12	15,583
	250	4	6	6					6	5					5	11,400
	251	4	8	8					8	8					8	11,250
	252	4	6	6					6	6					6	14,250
	253	4	8	8					8	8					8	15,875
	254	4	7	7	3				7	7			3	40.66	4	18,000
	255	4	19	17	2				19	19			2		16	7,018
	256	4	4	4					4	4					4	7,250
	257	4	3	3					3	3					3	8,166
	258	4	15	15					15	15					14	9,178
	259	4	23	23	1				23	23			1		21	7,261
	260	4	4	4					4	4					4	11,700
	261	4	17	17					17	17					16	7,406
	262	4	10	7	3				10	10			3	30.33	7	7,642
	263	4	6	6					6	6					6	7,416
	264	4	3	3					3	3					29	7,396
265	4	3	3	4				3	3			4		24	8,812	
266	4	10	10					10	10	1				12	10,166	
267	4	14	14					14	14					10	11,200	
268	4	19	19					19	19					5	4,540	
269	4	6	6					6	6					5	3,340	
270	4	2	2					2	2					2	3,163	
271	4	2	2					2	2					1	3,329	
272	4	4	4					4	4					2	3,133	
273	4	4	4					4	4					1	2,733	
274	4	17	17					17	17					2	28,166	
275	4	3	3					3	3					24	28,166	
276	4	3	3					3	3					2	27,333	
277	4	3	3					3	3					2	28,166	
278	4	1	1					1	1					2	28,166	
279	4	1	1					1	1					2	28,166	
280	4	1	1					1	1					2	28,166	
281	4	1	1					1	1					2	28,166	
282	4	1	1					1	1					2	28,166	
283	4	1	1					1	1					2	28,166	
284	4	1	1					1	1					2	28,166	
285	4	1	1					1	1					2	28,166	
286	4	1	1					1	1					2	28,166	
287	4	1	1					1	1					2	28,166	
288	4	1	1					1	1					2	28,166	
289	4	1	1					1	1					2	28,166	
290	4	1	1					1	1					2	28,166	
291	4	1	1					1	1					2	28,166	
292	4	1	1					1	1					2	28,166	
293	4	1	1					1	1					2	28,166	
294	4	1	1					1	1					2	28,166	
295	4	1	1					1	1					2	28,166	
296	4	1	1					1	1					2	28,166	
297	4	1	1					1	1					2	28,166	
298	4	1	1					1	1					2	28,166	
299	4	1	1					1	1					2	28,166	
300	4	1	1					1	1					2	28,166	
301	4	1	1					1	1					2	28,166	
302	4	1	1					1	1					2	28,166	
303	4	1	1					1	1					2	28,166	
304	4	1	1					1	1					2	28,166	
305	4	1	1					1	1					2	28,166	
306	4	1	1					1	1					2	28,166	
307	4	1	1					1	1					2	28,166	
308	4	1	1					1	1					2	28,166	
309	4	1	1					1	1					2	28,166	
310	4	1	1					1	1					2	28,166	
311	4	1	1					1	1					2	28,166	
312	4	1	1					1	1					2	28,166	
313	4	1	1					1	1					2	28,166	
314	4	1	1					1	1					2	28,166	
315	4	1	1					1	1					2	28,166	
316	4	1	1					1	1					2	28,166	
317	4	1	1					1	1					2	28,166	
318	4	1	1					1	1					2	28,166	
319	4	1	1					1	1					2	28,166	
320	4	1	1					1	1					2	28,166	
321	4	1	1					1	1					2	28,166	
322	4	1	1					1	1					2	28,166	
323	4	1	1					1	1					2	28,166	
324	4	1	1					1	1					2	28,166	
325	4	1	1					1	1					2	28,166	
326	4	1	1					1	1					2	28,166	
327	4	1	1		</											



Table 3.—CHARACTERISTICS OF HOUSING FOR WARDS, BY BLOCKS: 1950—Con.

Ward	Block	All dwelling units by occupancy and tenure					All dwelling units by condition and plumbing facilities			Occupied dwelling units			Contract monthly rent <sup>1</sup>		Value <sup>2</sup> of one-dwelling-unit structures		
		Total	Owner occupied	Renter occupied	Vacant non-seasonal not dilap., for rent or sale	Other vacant and non-resident	Number reporting	No private bath or dilap.	No running water or dilap.	Total	Persons per room		Occupied by non-white	Number reporting	Average monthly rent (dollars)	Number reporting	Average value (dollars)
											Number reporting	1.51 or more					
15	432	12	10	2		11			12	12			2		9	5,000	
	473	2															
	474	7	4	2		1	7	4	4	6	6		2		3	7,333	
16	1	10	7	3		10	8	8	10	10	2		3	25.00	7	4,357	
	114	28	20	8		28	10	3	28	28	1		4	23.37	11	5,745	
	120	16	11	5		16	4		16	16			4	24.25	7	5,785	
	196	6	1	5		5	2		6	6			5	22.20			
	199	2															
	206	5	4	1		5	1		5	5			1		4	8,500	
	207	12	10	2		12			12	12			2		8	7,187	
	208	16		16		15			16	16			16	35.93			
	209	28		28		28			28	28			28	35.07			
	210	4	2	2		4			4	4			2		2		
	211	1															
	212	8	6	2		6	1		8	8			1		4	7,375	
	213	10	4	5		10	6		9	9			5	19.80	1		
	214	5	3	2		5	4		5	5	1		2				
	215	3	2	1		3	1		3	3			1		10	6,400	
	216	24	16	8		22	4		24	24	1	3	3	30.12	1		
	287	4	1	3		4	4		4	4			3	30.00	1		
	288	58	4	54		58	4		58	58	5	2	54	35.31	3	6,666	
	289	65	1	64		65	1		65	65	5	2	65	35.24	9	5,500	
	290	76	10	65		76	7	2	75	75	3	3	64	34.65			
	292	3	1	2	1	3	1		2	2			1	34.81	1		
	293	98	2	95	1	98	2		97	97	5		95	27.62	1		
	318	19	9	9		19	7	3	18	18			1		1	4,200	
	323	3	2	1		3	1		3	3			1		1		
	334	25	11	14		25	21	5	25	25	1	1	12	18.50	1	3,750	
	335	31	18	12	1	31	28	5	30	29	3	3	13	21.84	12	4,166	
	336	3		3		3	1		3	3			3	30.00			
	337	1				1			1	1							
	338	1				1			1	1							
	339	44	34	10		44	16	2	44	44	1		10	31.70	34	5,300	
	340	10	9	1		10	2		10	10			3	31.66	9	6,500	
	341	8	4	4	1	8	3		7	7			3	6,500	4		
	342	16	10	6		16	11		16	16			5	18.00	10	4,280	
343	23	12	10	1	23	6	2	22	21	1		7	28.00	3	10,666		
350	8	4	4		8	8		8	8			4	6,625	3	9,333		
17	28	19	17	2		19	5	1	19	19		4	2	16	4,756		
	29	11	5	6		11	4		11	11			6	5	8,460		
	30	18	4	14		18	2		18	18	2	5	1	2	15,611		
	31	13	7	6		13	6		13	13	5	6	1	5	3,400		
	32	9	1	8		9	9		9	9			1	1			
	33	11	10	1		11	1		11	11	1	3	1	10	6,330		
	34	38	18	20		36	19		38	38	8	7	20	17.10	17	4,805	
	35	16	3	13		16	10	2	16	16			12	24.16	2		
	36	53	14	37	1	52	33		51	51	5		37	21.13	7	5,100	
	37	45	14	31		44	24	2	45	45	6		31	21.06	12	5,875	
	38	33	14	18	1	32	9		32	32	1		18	21.44	10	5,530	
	39	31	6	24	1	29	14		30	30		11	24	20.83	4	2,750	
	40	24	13	11		24	13		24	24	1	12	11	13.90	13	4,384	
	41	7	4	3		7	1		7	7			3	50.00	4	6,350	
	42	11	8	3		11	1		11	11	1		3	34.00	7	7,157	
	43	22	14	8		22	2		22	22			7	24.00	11	5,990	
	44	35	11	23	1	34	18		34	33	3		23	24.56	7	6,457	
	45	41	10	29	2	41	34		39	39	2	4	27	19.11	6	6,050	
	46	23	7	16		23	5		23	23			16	21.75	5	6,040	
	47	16	7	7		16	2		16	16			6	25.33	7	5,271	
	48	3	1	2		3	2		3	3			2				
	49	12	8	4		12	1		12	12			3	37.66	7	8,357	
	50	28	23	5		28	1		28	28			5	34.80	22	5,450	
	114	2															
	115	16	7	9		16	7	1	16	16			7	20.00	4	9,750	
	116	36	18	18		36	6	1	36	36			17	25.29	15	7,000	
	117	13	5	8		12	4		13	13			8	22.37			
	118	24	11	13		24	4	1	24	24	1		13	35.00	11	4,790	
	119	4	4			4			4	4					3	4,833	
	120	7	7			7	1		7	7					6	7,500	
	121	15	8	7		15	9		15	15	1		7	19.85	5	4,800	
	122	28	6	22		28	1		28	28		5	6	26.66	19	6,263	
	123	36	18	18		36	10		36	36			18	27.27	10	6,550	
124	1																
125	6	2	2		6	2	2	6	6			1		3	9,666		
126	3	1	1		3	1		3	3			1		2			
127	6	5	1		6	6	1	6	6			1		4	9,200		
128	11	4	7		11	4		11	11			7	19.00	5	7,000		
129	3	1	2		3	2		3	3			2		1			
131	1				1			1	1								
132	1				1			1	1								
194	22	16	6		22	3		22	22			4	24.00	5	5,600		
195	5	4	1		5	1		5	5			1		4	5,750		
196	4	3	1		4			4	4			1		2			

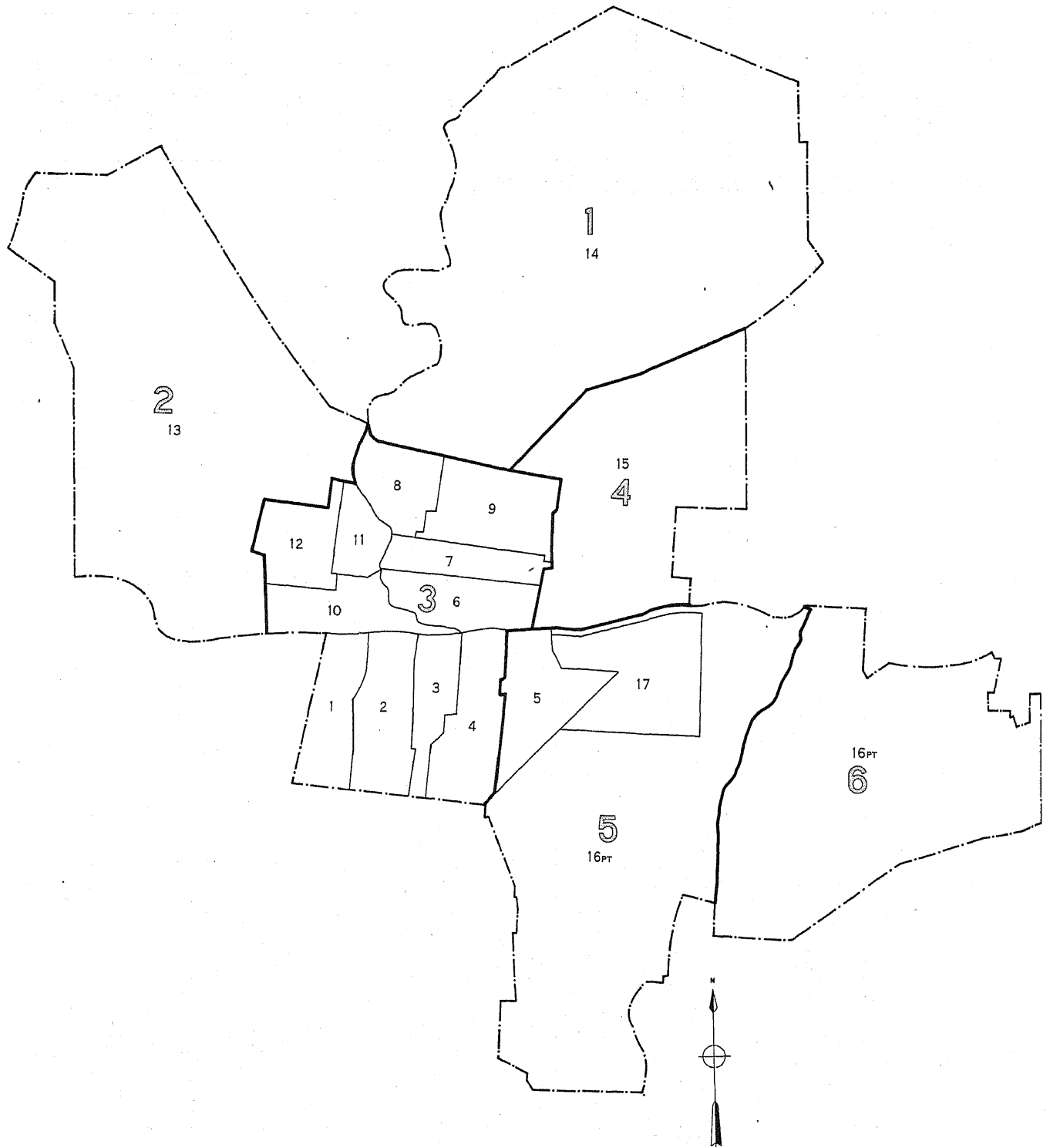
<sup>1</sup>For renter - occupied dwelling units and vacant nonseasonal not dilapidated units, for rent.  
<sup>2</sup>For owner - occupied dwelling units and vacant nonseasonal not dilapidated units, for sale only.

Table 3.—CHARACTERISTICS OF HOUSING FOR WARDS, BY BLOCKS: 1950—Con.

Ward	Block	All dwelling units by occupancy and tenure					All dwelling units by condition and plumbing facilities			Occupied dwelling units			Contract monthly rent <sup>1</sup>		Value <sup>2</sup> of one-dwelling-unit structures		
		Total	Owner occupied	Renter occupied	Vacant non-seasonal not dilap., for rent or sale	Other vacant and non-resident	Number reporting	No private bath or dilap.	No running water or dilap.	Total	Persons per room		Occupied by non-white	Number reporting	Average monthly rent (dollars)	Number reporting	Average value (dollars)
											Number reporting	1.51 or more					
17	197	16	8	8					16	16	1		7	23.28	2	6.000	
	198	28	19	8		1			27	27			6	21.66	7	6.000	
	199	48	27	19	1	1			46	46	2	1	19	22.47	26	5.423	
	200	18	12	6					18	18		1	5	24.60	12	5.541	
	206	3	3						3	3					2		
	207	1															
	219	6	4	2					5	5			1		3	7.333	
	290	1															

<sup>1</sup>For renter - occupied dwelling units and vacant nonseasonal not dilapidated units, for rent.  
<sup>2</sup>For owner - occupied dwelling units and vacant nonseasonal not dilapidated units, for sale only.

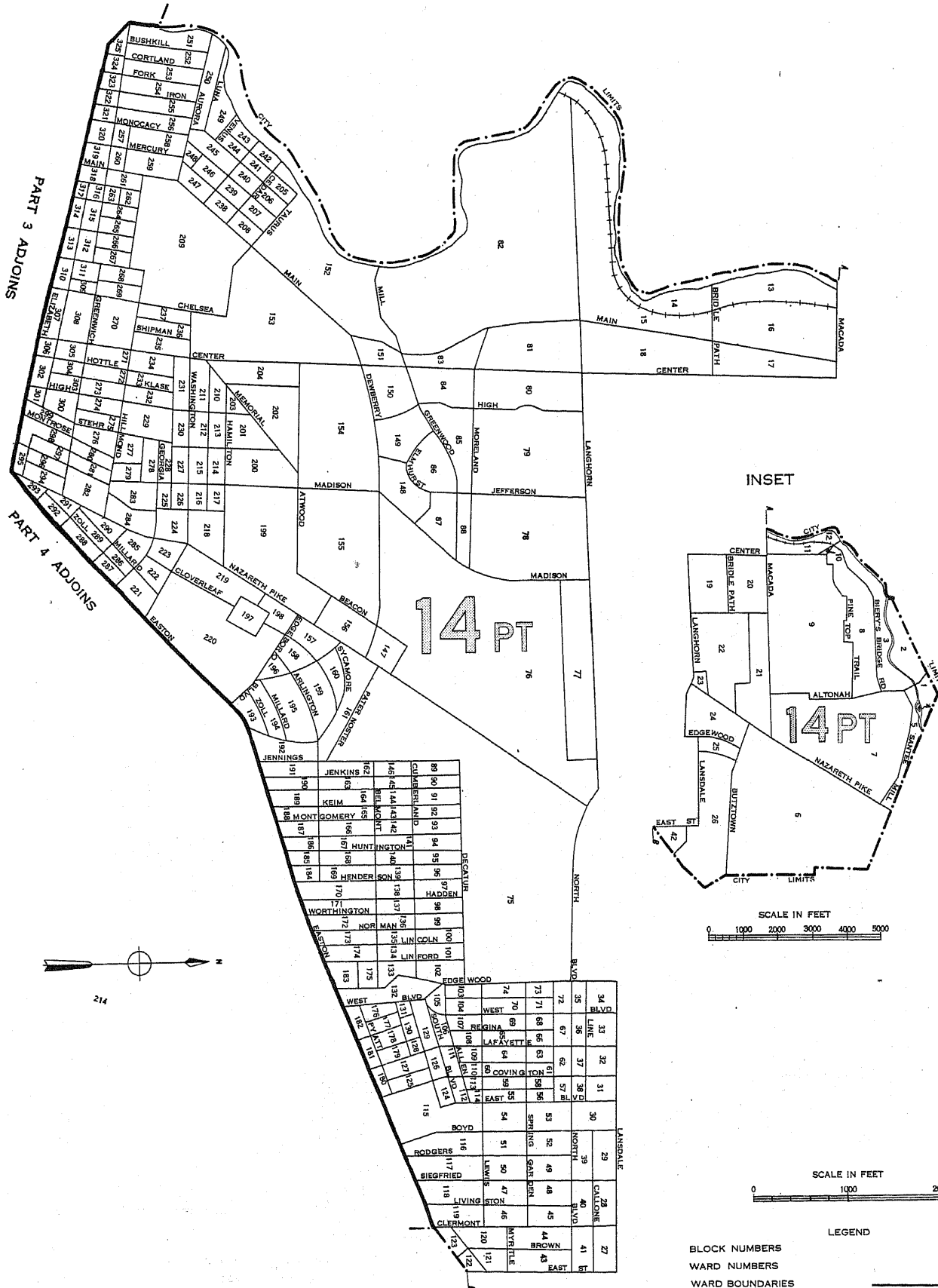
BETHLEHEM, PENNSYLVANIA, BY WARDS: 1950  
KEY MAP



LEGEND  
WARD NUMBER 9  
PART NUMBER 1

# BETHLEHEM, PENNSYLVANIA, BY WARDS AND BLOCKS: 1950

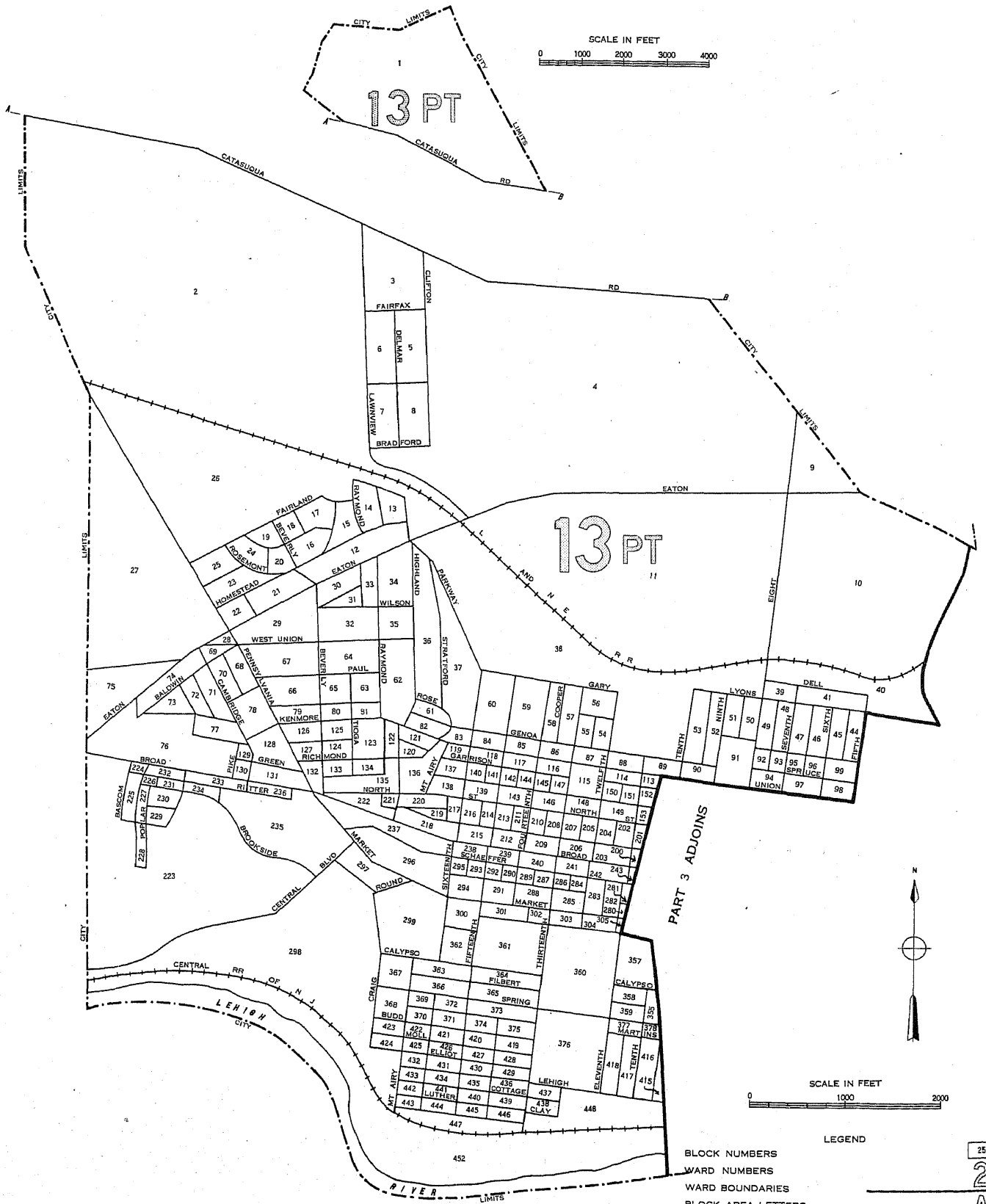
PART 1 OF 6 PARTS



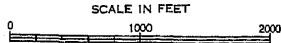
25  
**2**  
**A**

BETHLEHEM, PENNSYLVANIA, BY WARDS AND BLOCKS: 1950  
PART 2 OF 6 PARTS

INSET



PART 3 ADJOINS



LEGEND

- BLOCK NUMBERS
- WARD NUMBERS
- WARD BOUNDARIES
- BLOCK AREA LETTERS
- BLOCK AREA BOUNDARIES
- U.S. DEPARTMENT OF COMMERCE, BUREAU OF THE CENSUS

25  
2  
A

BETHLEHEM, PENNSYLVANIA, BY WARDS AND BLOCKS: 1950

PART 3 OF 6 PARTS

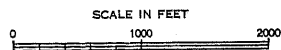
PART 1 ADJOINS

PART 4 ADJOINS

PART 2 ADJOINS

PART 4 ADJOINS

PART 5 ADJOINS



LEGEND

BLOCK NUMBERS

WARD NUMBERS

WARD BOUNDARIES

BLOCK AREA LETTERS

BLOCK AREA BOUNDARIES

U.S. DEPARTMENT OF COMMERCE, BUREAU OF THE CENSUS

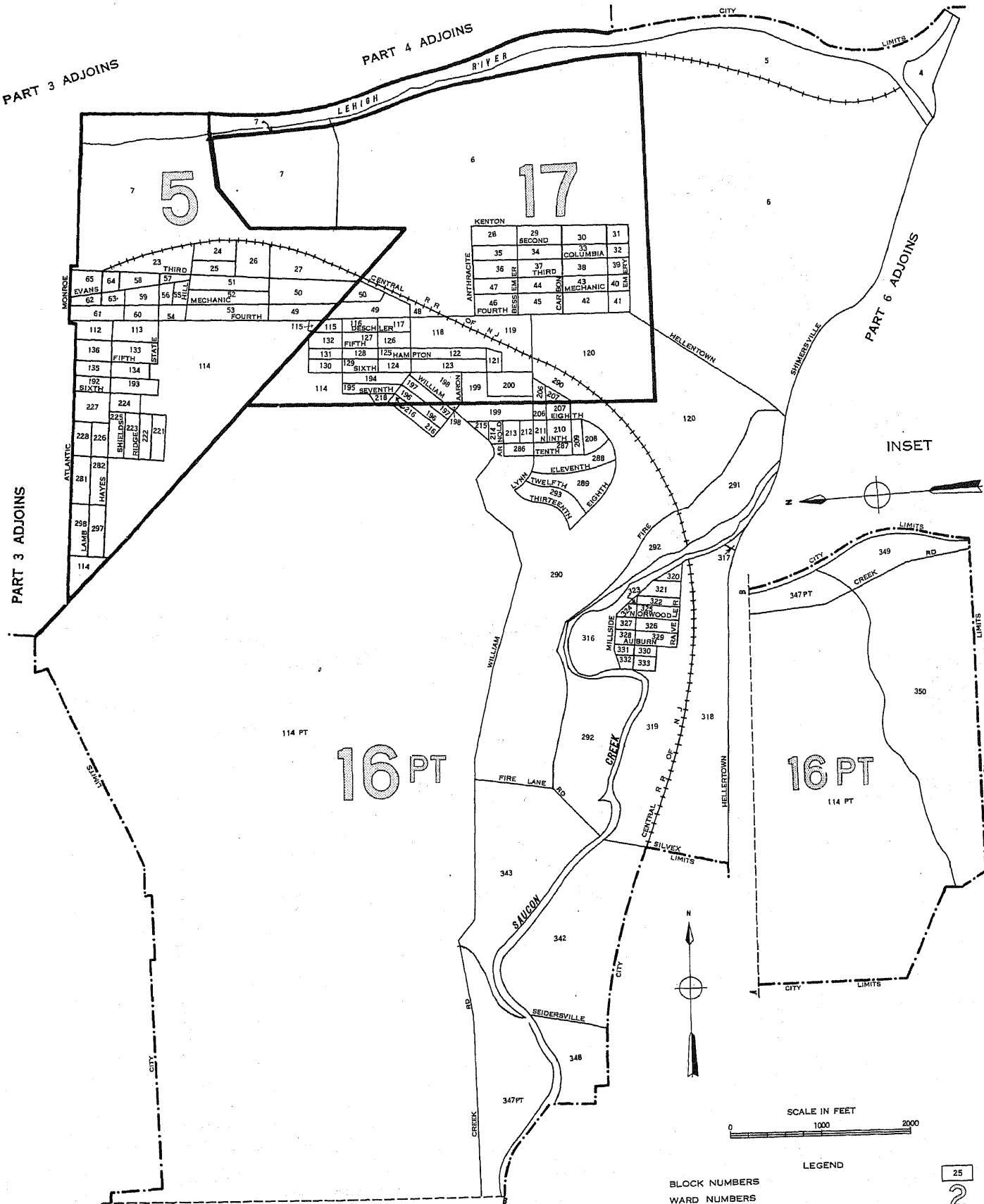
25

2

A



BETHLEHEM, PENNSYLVANIA, BY WARDS AND BLOCKS: 1950  
PART 5 OF 6 PARTS



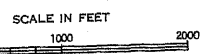
KENTON

28	29	30	31
35	34	33	32
36	37	38	39
47	44	43	40
46	45	42	41

INSET

16 PT  
114 PT

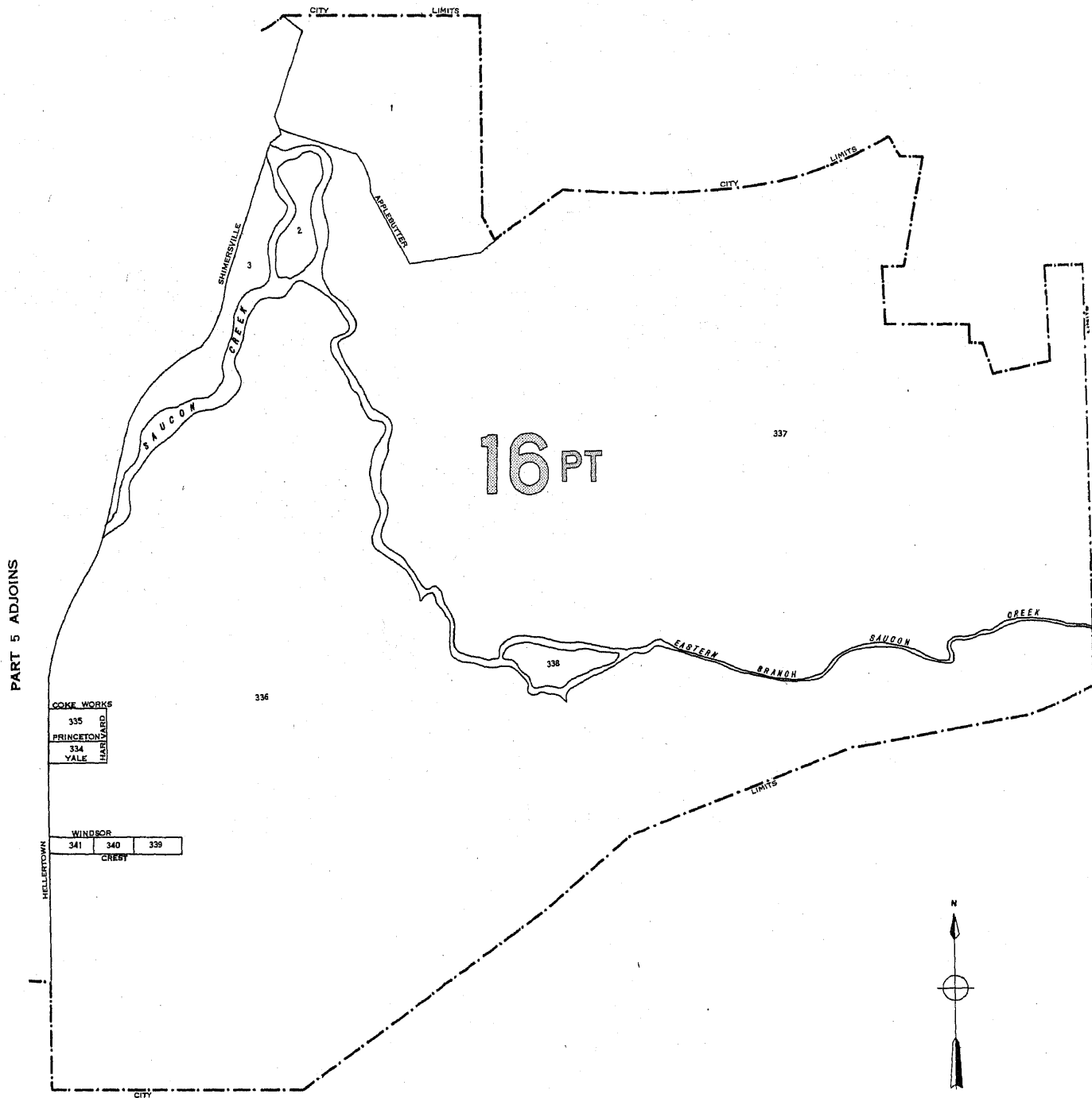
16 PT  
114 PT



- LEGEND
- BLOCK NUMBERS 25
  - WARD NUMBERS 2
  - WARD BOUNDARIES
  - BLOCK AREA LETTERS A
  - BLOCK AREA BOUNDARIES
- U.S. DEPARTMENT OF COMMERCE, BUREAU OF THE CENSUS



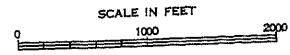
BETHLEHEM, PENNSYLVANIA, BY WARDS AND BLOCKS: 1950  
 PART 6 OF 6 PARTS



PART 5 ADJOINS

COKE WORKS	
335	WARD A
334	
336	

WINDSOR		
341	340	339
WARD B		



LEGEND

- BLOCK NUMBERS
- WARD NUMBERS
- WARD BOUNDARIES
- BLOCK AREA LETTERS
- BLOCK AREA BOUNDARIES

U.S. DEPARTMENT OF COMMERCE, BUREAU OF THE CENSUS

25  
 2  
 A