


# 1950 UNITED STATES CENSUS OF HOUSING

U. S. DEPARTMENT OF COMMERCE • BUREAU OF THE CENSUS



**BINGHAMTON, N. Y. BLOCK  
STATISTICS**

**UNITED STATES CENSUS of HOUSING : 1950**  
U. S. DEPARTMENT OF COMMERCE      BUREAU OF THE CENSUS  
CHARLES SAWYER, Secretary      ROY V. PEEL, Director



**BLOCK STATISTICS**

**BINGHAMTON**  
**NEW YORK**

*Prepared under the supervision of*  
Howard G. Brunzman, Chief  
*Population and Housing Division*

1950 HOUSING CENSUS REPORT  
VOLUME V, PART 19

UNITED STATES GOVERNMENT PRINTING OFFICE 1952

**BLOCKS • WARDS**

## U. S. CENSUS OF HOUSING: 1950

### Volume

- I General Characteristics
- II Nonfarm Housing Characteristics
- III Farm Housing Characteristics
- IV Residential Financing
- V Block Statistics

Housing statistics for census tracts are to be included in the **Population** reports on census tracts.

## U. S. CENSUS OF POPULATION: 1950

### Volume

- I Number of Inhabitants
- II Characteristics of the Population

Succeeding volumes will cover the following subjects:

Census Tracts, Nativity and Parentage, Nonwhite Population by Race, Persons of Spanish Surname, Institutional Population, Differential Fertility, Labor Force Characteristics, Occupation, Industry, Income, Internal Migration, Education, Characteristics of Families and Households.



## BUREAU OF THE CENSUS

ROY V. PEEL, *Director*

A. ROSS ECKLER, *Deputy Director*  
HOWARD C. GRIEVES, *Assistant Director*  
CONRAD TAEUBER, *Assistant Director*  
MORRIS H. HANSEN, *Assistant Director for Statistical Standards*  
ROBERT Y. PHILLIPS, *Assistant Director for Operations*  
CALVERT L. DEDRICK, *Coordinator, International Statistics*  
FRANK R. WILSON, *Information Assistant to the Director*

### Population and Housing Division—

HOWARD G. BRUNSMAN, *Chief*  
WAYNE F. DAUGHERTY, *Assistant Chief for Housing*  
ROBERT B. VOIGHT, *Assistant Chief for Operations*  
HENRY S. SHRYOCK, Jr., *Assistant Chief for Population*  
EDWIN D. GOLDFIELD, *Program Coordinator*

Quality and Equipment Statistics—Robert C. Hamer, *Chief*  
Inventory Statistics—Carl A. S. Coan, *Chief*  
Developmental Programs—J. Hugh Rose, *Chief*  
Residential Financing—Junia H. Honnold, *Chief*  
Territories and Possessions—Joel Williams, *Chief*  
Statistical Sampling—Joseph Steinberg, *Chief*  
Statistical Procedure—Morton A. Meyer, *Chief*  
Processing Operations—Milton D. Lieberman, *Chief*

### Administrative Service Division—WALTER L. KEHRER, *Chief*

Agriculture Division—RAY HURLEY, *Chief*  
Budget Officer—CHARLES H. ALEXANDER  
Business Division—HARVEY KAILIN, *Acting Chief*  
Field Division—LOWELL T. GALT, *Chief*  
Foreign Trade Division—J. EDWARD ELY, *Chief*  
Geography Division—CLARENCE E. BATSCHULET, *Chief*  
Governments Division—ALLEN D. MANVEL, *Chief*  
Industry Division—MAXWELL R. CONKLIN, *Chief*  
Machine Tabulation Division—C. F. VAN AKEN, *Chief*  
Personnel Division—HELEN D. ALMON, *Chief*

### SUGGESTED IDENTIFICATION

U. S. Bureau of the Census. *U. S. Census of Housing: 1950. Vol. V, Block Statistics, Part 19.*  
U. S. Government Printing Office, Washington, D. C., 1952

For sale by the Superintendent of Documents, U. S. Government Printing Office, Washington 25, D. C.,  
or any of the Field Offices of the Department of Commerce - Price 15 cents



## PREFACE

This report presents statistics on characteristics of dwelling units by blocks for the city. The tabulations are based on data from the 1950 Census of Housing, taken as of April 1, 1950. Authorization for the 1950 Census of Housing as part of the Seventeenth Decennial Census was provided by the Housing Act of 1949, approved July 15, 1949.

The major portion of the information compiled from the 1950 Census of Housing appears in Volume I, *General Characteristics*; Volume II, *Nonfarm Housing Characteristics*; Volume III, *Farm Housing Characteristics*; Volume IV, *Residential Financing*; and Volume V, *Block Statistics*. Volume V consists of separate reports, issued as bulletins for each of the 209 cities which in 1940 or in a subsequent census had a population of 50,000 or more. These reports will not be bound into a single publication.

The subjects covered in both the 1950 and 1940 reports on characteristics of dwelling units by blocks are substantially similar.

This report was prepared under the direction of Howard G. Brunsman, Chief, Population and Housing Division, and Wayne F. Daugherty, Assistant Chief for Housing. Robert C. Hamer, Chief, Quality and Equipment Statistics Section, was in charge of coordinating the content and the format of the report with assistance from Carl A. S. Coan, Chief, Inventory Statistics Section; Floyd D. McNaughton, Chief, Equipment and Facilities Unit; Beulah Washabaugh, Chief, Tenure and Vacancy Unit; and Walter A. Hines. The compilation of the statistics was under the supervision of Robert B. Voight, Assistant Chief for Operations.

The collection of the information on which these statistics are based was under the supervision of Lowell T. Galt, Chief, Field Division. The geographic work, including the assignment of all block numbers and the preparation of maps, was under the supervision of Clarence E. Batschelet, Chief, Geography Division. The data were tabulated under the supervision of C. F. Van Aken, Chief, Machine Tabulation Division.

March 1952.

# BINGHAMTON, N. Y.

## CONTENTS

### INTRODUCTION

	Page		Page
General.....	1	Definitions and explanations—Continued	
Related reports.....	1	Persons per room.....	2
Use of data.....	1	Color of occupants.....	2
Comparability with 1940 Housing Census data.....	1	Contract monthly rent.....	2
Definitions and explanations.....	1	Value of one-dwelling-unit structures.....	2
Dwelling unit.....	1	Number reporting.....	2
Occupancy and tenure.....	2	Block identification.....	2
Condition and plumbing facilities.....	2		

### TABLES

	Page
Table 1.—Characteristics of housing for the city: 1950.....	3
Table 2.—Characteristics of housing by wards: 1950.....	3
Table 3.—Characteristics of housing for wards, by blocks: 1950.....	4

Map of city, by blocks, appears following last page of tables.

# BLOCK STATISTICS

## INTRODUCTION

### GENERAL

Volume V of the Reports on Housing consists of a separate report for each of the 209 cities which in 1940, or in a subsequent census prior to 1950, had a population of 50,000 or more. Each report presents for the city, by blocks, tabulations for a limited number of subjects obtained in the Census of Housing. The subjects in these reports are similar to those in the block statistics supplements to Volume I of the reports of the 1940 Census of Housing. The subjects in this report present the number of dwelling units classified by occupancy and tenure, condition and plumbing facilities, persons per room, color of occupants, average contract monthly rent of renter-occupied and selected vacant units, and the average value of one-dwelling-unit owner-occupied and selected vacant structures. In table 1, the statistics for these subjects are summarized for the city. Table 2 contains the statistics for wards; these are the only statistics for wards that will be published from the 1950 Census of Housing. In table 3, the data are presented by blocks within wards and block areas. Maps identifying the location of each block and the ward boundaries are a part of this report.

**Related reports.**—Related statistics for this city are contained in the Reports on Housing, Volume I, *General Characteristics*; and in the Reports on Population, Volume I, *Number of Inhabitants*, and Volume II, *Characteristics of the Population*.

The Reports on Housing for each State in Volume I present data on the characteristics of dwelling units for the State by residence (urban, rural nonfarm, and rural farm), for standard metropolitan areas, urbanized areas, counties, for urban places, places of 1,000 to 2,500 inhabitants, and rural-nonfarm and rural-farm dwelling units for each county. Each report includes the following subjects: occupancy, tenure, race of occupants, type of structure, year built, condition and plumbing facilities, water supply, toilet and bathing facilities, number of rooms, number of persons, persons per room, electric lighting, heating equipment, heating and cooking fuels, refrigeration equipment, kitchen sink, radio, television, and, for nonfarm units, the contract monthly rent, gross monthly rent, and value of one-dwelling-unit structures.

Volume I of the Reports on Population shows the 1950 population of each county and of each minor civil division within the county. It also contains figures for each incorporated place, for each unincorporated place with 1,000 or more inhabitants, and for incorporated places of 5,000 or more by wards. A special series of tables presents data for each urbanized area giving the incorporated places and portions of minor civil divisions within it.

Volume II of the 1950 Population Reports contains statistics on the general characteristics of the population. Chapter A of this volume repeats the figures on number of inhabitants as shown in Volume I; Chapter B presents demographic, economic, and social characteristics of the population; and Chapter C gives more detailed cross-classifications for States and large cities and standard metropolitan areas.

**Use of data.**—The tabulation of housing characteristics for areas as small as city blocks provides descriptive material of considerable value for technical studies of housing in the city. The statistics will be useful in compiling totals for special types of areas that may be defined to meet the requirements of individual investigators. Users of the data should bear in mind that in

practically all cases the data for a given block represent the work of only one enumerator. Consequently, housing characteristics for blocks are subject to a wider margin of error than is to be expected in the figures for tracts or wards which represent returns made by a number of enumerators. Misinterpretation of instructions by one enumerator may cause a significant bias in the statistics for a block even though it may have a negligible effect upon the figures for larger areas. In particular, the enumeration of "condition" depended to a considerable extent upon the judgment of the individual enumerator. Also, failure to indicate the correct block number for a significant number of dwelling units may introduce errors into the block data.

**Comparability with 1940 Housing Census data.**—In the 1940 Census of Housing, reports entitled "Block Statistics" were issued as supplements to the first series of Housing bulletins. These supplements consisted of separate reports for each of the 191 cities which had 50,000 inhabitants or more in 1930.

In the 1950 reports, the block numbers used are different, in most cases, from those used in the 1940 reports. Therefore, to compare 1940 and 1950 data for a given block, it is necessary to locate the block on the maps to obtain the corresponding 1940 and 1950 block numbers.

The subjects in both the 1940 and 1950 reports are substantially similar. However, data on number of structures, year built, and mortgage status have been omitted from the 1950 report. Furthermore, in the 1940 reports average contract or estimated monthly rent was reported for all dwelling units while in 1950 average contract monthly rent is reported for some, and average value for other, dwelling units.

### DEFINITIONS AND EXPLANATIONS

More detailed and complete definitions are presented in Volume I of the Housing Reports.

**Dwelling unit.**—In general, a dwelling unit is a group of rooms or a single room, occupied or intended for occupancy as separate living quarters, by a family or other group of persons living together or by a person living alone.

A group of rooms, occupied or intended for occupancy as separate living quarters, is a dwelling unit if it has separate cooking equipment or a separate entrance. A single room, occupied or intended for occupancy as separate living quarters, is a dwelling unit if it has separate cooking equipment or if it constitutes the only living quarters in the structure. Also, each apartment in a regular apartment house is a dwelling unit even though it may not have separate cooking equipment. Excluded from the dwelling unit count are large rooming houses, institutions, dormitories, and transient hotels and tourist courts.

In the 1940 Census, a dwelling unit was defined as the living quarters occupied or intended for occupancy by one household. A household consisted of a family or other group of persons living together with common housekeeping arrangements, or a person living entirely alone. However, the enumerator was not explicitly instructed to define rooms as dwelling units on the basis of cooking equipment or separate entrance.

The number of dwelling units in the 1950 Census may be regarded as comparable with the number of dwelling units in the 1940 Census. Some living quarters may have been classified as separate dwelling units in the one census and not in the other. Further, in the 1950 Census, living quarters with five or more

lodgers were not tabulated as dwelling units; generally, such quarters were included in the 1940 dwelling unit count. However, the net effect of these changes is probably small.

**Occupancy and tenure.**—Dwelling units are classified by occupancy and tenure into four groups: owner-occupied; renter-occupied; vacant nonseasonal not dilapidated, for rent or sale; and other vacant and nonresident. A dwelling unit is classified as owner-occupied if it was owned wholly or in part by the head of the household or by some related member of his family living in the dwelling unit. All other occupied units are classified as renter-occupied whether or not cash rent was actually paid for living quarters. Rent-free units and living accommodations received in payment for services performed are thus included with the renter-occupied units.

A dwelling unit is considered vacant if no persons are living in it at the time of enumeration. New units not yet occupied were enumerated as vacant dwelling units if construction had proceeded to the extent that all the exterior windows and doors were installed and final usable floors were in place. The classification "Vacant nonseasonal not dilapidated, for rent or sale" is descriptive of the vacant dwelling units reported in this classification. "Other vacant and nonresident" units include all dilapidated and seasonal vacant units as well as the not dilapidated units which were not for rent or sale.

Because of changes in enumeration procedures, the counts of total vacant units in 1940 and 1950 are not strictly comparable. In 1940, vacant units were enumerated if they were habitable; units uninhabitable and beyond repair were excluded from the enumeration. In 1950, units were included regardless of condition if they were intended for occupancy as living quarters. Therefore, no comparison should be made between the data on "vacant nonseasonal not dilapidated, for rent or sale" units from the 1950 Census and data in the 1940 Census reports.

In both censuses, dwelling units occupied entirely by non-residents were included with vacant units not for rent or sale. Trailers, tents, houseboats, and railroad cars which were vacant were excluded from the dwelling unit inventory in both 1950 and 1940.

**Condition and plumbing facilities.**—Data on condition of a dwelling unit are shown in combination with data for selected plumbing facilities and are, therefore, limited to units for which both condition and plumbing facilities are reported. Plumbing facilities include water supply, toilet facilities, and bathing facilities.

The category "with private bath" includes those dwelling units reported with both a flush toilet and a bathtub or shower inside the structure for the exclusive use of the occupants of the unit. The category "no private bath" includes those dwelling units not having private flush toilet or not having private bathing facilities. The "no running water" category includes units with only piped running water outside the structure or with only other sources such as a hand pump.

A dwelling unit is "dilapidated" when it is run-down or neglected, or is of inadequate original construction, so that it does not provide adequate shelter or protection against the elements or it endangers the safety of the occupants.

**Persons per room.**—The number of persons per room has been computed for each occupied dwelling unit by dividing the number of persons in the dwelling unit by the number of rooms in the dwelling unit. All persons enumerated in the Population Census as members of the household (including lodgers, servants, and other nonrelated persons) are counted in determining the number of persons that occupy the dwelling unit. The number of rooms in the dwelling unit includes all rooms available for living quarters throughout the year. Not counted as rooms are bath-rooms, closets, pantries, halls, screened porches, and unfinished rooms in the basement and attic.

**Color of occupants.**—Occupied dwelling units are classified by color of head of household according to the definition used in the

1950 Census of Population. The group designated as "nonwhite" consists of Negroes, Indians, Japanese, Chinese, and other non-white races. Persons who are not definitely Indian or of other nonwhite race are classified as white.

**Contract monthly rent.**—Contract monthly rent is the rent, at the time of enumeration, contracted for by the renter regardless of whether it includes furniture, heating fuel, electricity, cooking fuel, water, or personal services.

Monthly rent for vacant dwelling units is the amount asked for the dwelling unit at the time of enumeration. The average monthly rent relates to renter-occupied dwelling units and vacant nonseasonal not dilapidated units for rent. Dwelling units which are occupied "rent-free" are not included with the units reporting rent.

**Value of one-dwelling-unit structures.**—Average value is shown for owner-occupied dwelling units and vacant nonseasonal not dilapidated units which are for sale only. Value is shown only if the unit is in a one-dwelling-unit structure without business and if it is the only dwelling unit included in the property. The value represents the amount for which the owner estimates that the property, including such land as belongs with it, would sell under ordinary conditions and not at a forced sale. For vacant units, value is the sale price asked by the owner.

**Number reporting.**—Occupancy and tenure are reported for all dwelling units, and color of occupants is reported for all occupied units. The corresponding distributions for these subjects in table 1 are based on all dwelling units and on occupied units, respectively. For all other subjects, the distributions are based on the units for which the specific characteristics are reported, that is, the "Number reporting."

The number of dwelling units for which the enumerator obtained no report on a particular item is shown for the city totals only; however, the number "not reported" can easily be derived for each area in tables 2 and 3 by subtracting the number reporting from the total number of dwelling units (or total occupied).

**Block identification.**—A map or series of maps is included in this report showing block numbers for each block, number and letter designations for wards and block areas, and the names of principal streets.

Blocks are identified by serial numbers, a separate series of numbers being used for each ward or for a group of wards. Thus, the location of each block for which data are presented in table 3 may be determined by referring to the ward and block number shown on the map. Similarly, data for a specific block may be located in the table by reference to the map for the identification numbers of the ward and block.

In some cities "block areas" have been established to facilitate the numbering of blocks in groups of less than 1,000. This may cause a break in the sequence of block numbers within a ward. Where this occurs each part of the ward that is in a separate block area is distinguished on the map, and in the table the data are shown for blocks in numerical order within each block area section of the ward. When a boundary of a ward cuts through a block separating the block into segments, the statistics for each segment are tabulated in the ward in which it is physically located on the map. In such cases, to obtain the statistics for the entire block it is necessary to add the statistics for all segments.

If no dwelling units are reported for a block, the block number is not listed in table 3, although it is shown on the map. Dwelling units for which the block number was not reported are indicated in the table by the symbol "NR." Detailed data are not shown for such dwelling units, nor for blocks containing fewer than three dwelling units. Average monthly rent is not shown when the monthly rent was reported for fewer than three dwelling units. Average value is not shown when the value of one-dwelling-unit properties was reported for fewer than three dwelling units. All dwelling units are included, however, in the statistics for the city and for each ward.

Table 1.—CHARACTERISTICS OF HOUSING FOR THE CITY: 1950

Subject	Number	Percent	Subject	Number	Percent
<b>OCCUPANCY AND TENURE</b>			<b>PERSONS PER ROOM</b>		
All dwelling units.....	23,834	100.0	Occupied dwelling units.....	23,381	...
Owner occupied.....	10,628	44.6	Number reporting.....	23,196	100.0
Renter occupied.....	12,753	53.5	1.50 or less.....	22,693	97.8
Vacant nonseasonal not dilapidated, for rent or sale.....	224	0.9	1.51 or more.....	503	2.2
Other vacant and nonresident.....	229	1.0	Not reported.....	185	...
<b>CONDITION AND PLUMBING FACILITIES</b>			<b>CONTRACT MONTHLY RENT</b>		
All dwelling units.....	23,834	...	Renter-occupied, and vacant nonseasonal not dilapidated units, for rent—Number reporting.....	12,414	...
Number reporting.....	23,306	100.0	Total contract monthly rent..... dollars..	464,210	...
With private bath, not dilapidated.....	20,976	90.0	Average monthly rent..... dollars.....	37.39	...
No private bath, with running water, not dilapidated.....	1,444	6.2	<b>VALUE OF ONE-DWELLING-UNIT STRUCTURES</b>		
No running water or dilapidated.....	886	3.8	Owner-occupied, <sup>1</sup> and vacant nonseasonal not dilapidated units, for sale only—Number reporting.....	6,252	...
Condition or plumbing facilities not reported.....	528	...	Total value or sale price..... dollars..	65,731,700	...
No private bath or dilapidated.....	2,330	10.0	Average value..... dollars.....	10,514	...
<b>COLOR OF OCCUPANTS</b>					
Occupied dwelling units.....	23,381	100.0			
White.....	23,192	99.2			
Nonwhite.....	189	0.8			

<sup>1</sup>Restricted to 1-dwelling-unit properties.

Table 2.—CHARACTERISTICS OF HOUSING BY WARDS: 1950

Ward	All dwelling units by occupancy and tenure					All dwelling units by condition and plumbing facilities			Occupied dwelling units			Contract monthly rent <sup>1</sup>		Value <sup>2</sup> of one-dwelling-unit structures		
	Total	Owner occupied	Renter occupied	Vacant nonseasonal not dilap., for rent or sale	Other vacant and non-resident	Number reporting	No private bath or dilap.	No running water or dilap.	Total	Persons per room	Occupied by non-white	Number reporting	Average monthly rent (dollars)	Number reporting	Average value (dollars)	
									Number reporting	1.51 or more						
TOTAL	23834	10628	12753	224	229	23306	2330	886	23381	23196	503	189	12414	37.39	6252	10514
1	3309	1509	1732	28	40	3261	352	138	3241	3218	87	24	1682	29.58	826	8024
2	1611	350	1218	30	13	1575	230	104	1568	1568	28	2	1198	43.61	110	10300
3	2294	1018	1232	20	24	2247	123	42	2250	2297	19	2	1197	46.53	53	15055
4	3459	2022	1372	34	31	3427	135	19	3394	3373	18	3	1349	47.82	1396	13675
5	2624	1393	1185	23	23	2574	135	43	2578	2551	65	3	1152	37.27	921	10900
6	2183	1221	926	14	22	2154	110	45	2147	2141	83	3	906	35.50	796	8137
7	1462	294	1137	17	14	1425	326	124	1431	1420	60	110	1107	33.32	44	9861
8	523	51	470	1	1	508	163	23	521	514	20	11	450	30.15	6	4916
9	273	9	257	4	3	230	110	43	266	253	14		251	31.29	3	9333
10	748	135	589	8	16	714	129	61	724	718	25	7	580	35.32	26	13173
11	1713	479	1210	11	13	1597	359	185	1689	1674	56	16	1166	30.28	162	7350
12	2233	1362	833	22	16	2215	81	23	2195	2181	18	7	814	37.22	934	8653
13	1402	785	592	12	13	1379	77	36	1377	1370	10	1	562	40.11	475	8273

<sup>1</sup>For renter-occupied dwelling units and vacant nonseasonal not dilapidated units, for rent.

<sup>2</sup>For owner-occupied dwelling units and vacant nonseasonal not dilapidated units, for sale only.

## HOUSING—BLOCK STATISTICS

Table 3.—CHARACTERISTICS OF HOUSING FOR WARDS, BY BLOCKS: 1950

[Detailed statistics not shown for blocks containing fewer than 3 dwelling units, nor for dwelling units not allocated by blocks (designated by NR)]

Ward	Block	All dwelling units by occupancy and tenure					All dwelling units by condition and plumbing facilities			Occupied dwelling units				Contract monthly rent <sup>1</sup>		Value <sup>2</sup> of one-dwelling-unit structures	
		Total	Owner occupied	Renter occupied	Vacant non-seasonal not dilap., for rent or sale	Other vacant and non-resident	Number reporting	No private bath or dilap.	No running water or dilap.	Total	Persons per room		Occupied by non-white	Number reporting	Average monthly rent (dollars)	Number reporting	Average value (dollars)
											Number reporting	1.51 or more					
1	83	1															
	154	44	14	29	1	44	11		43	43			30	377.6	6	7,433	
	155	65	10	51	4	63	12	1	61	59	4		54	461.2	4	5,375	
	156	26	6	19	1	26	4	2	25	25			19	308.4			
	157	2															
	158	49	18	31		49	1	1	49	49	2		31	252.2	9	6,777	
	159	112	14	95	1	2	111	13	5	109	109	3	5	95	220.1	6	8,333
	160	9	1	8		8			9	9				8	230.0		
	161	86	12	68		86	36	31	80	80	5	1	67	261.3	3	32,500	
	162	39	3	35		39	16	12	38	38	5	1	34	208.2	1		
	163	4	2	2		4			4	4				2	2	2	
	164	37	11	22		35	6		33	33				22	310.4	8	8,812
	165	34	19	15		34	1	1	34	34	1			15	277.3	14	7,571
	166	29	18	10		29	2		28	28				10	258.0	9	7,444
	167	51	20	30		51	2	1	50	50	1	1	28	277.8	11	9,409	
	168	63	36	26	1	63	2	1	62	62		2	25	275.5	14	7,107	
	169	80	30	47	1	78	11	11	77	77	1		47	458.0	12	6,291	
	170	71	25	44	2	70	25	23	69	68	3		42	500.0	12	6,333	
	171	68	26	41		68	6		67	66			40	500.0	10	7,350	
	172	91	36	52	2	90	11		88	88	5		52	564.2	17	7,211	
	173	74	43	31		74	1		74	74	2	1	29	287.2	28	6,546	
	174	24	16	8		24	3		24	24				22	222.2	10	6,150
	175	47	24	22	1	47	4		46	46	2		22	275.9	9	7,333	
	176	37	24	13		37	4		37	37		1		12	266.5	14	8,642
	177	26	17	9		25	4		26	26		1	1	23	266.5	13	7,469
	178	47	19	27	1	47	11	5	46	46	1	1	33	232.2	16	8,125	
	179	32	25	7		32			32	32		3	23	232.2	18	8,861	
	180	51	27	24		51	1		51	51			23	277.7	13	7,615	
	181	49	29	18	2	49	3		47	47		1	19	277.7	13	7,615	
	182	21	9	11		20			20	20			11	244.9	16	8,656	
	183	26	15	11		26	2	1	26	26	1			11	308.1	8	7,500
	184	57	33	23		56	3	2	56	56	2		21	311.4	22	6,872	
	186	62	29	31	1	62	6	2	60	60			32	321.1	12	7,250	
	188	42	28	13		41			41	41		2	12	390.8	23	7,317	
	189	1															
	190	3	1	2		3			3	3				2	2	2	
	191	116	49	66		115	9	9	115	114	2	2	62	357.2	36	9,844	
	192	12	10			11	2	2	12	11			2	2	2	2	5,833
	193	7	3	4		7			7	7				4	287.5	3	6,000
	194	14	6	7		13			13	12			6	355.0	5	6,120	
	195	1															
	196	52	36	16		51	2		52	51			16	291.8	23	8,891	
	197	147	99	46	2	143	9	1	145	144			44	317.7	72	8,444	
	198	27	4	21	1	27	3		25	25	1			4	222.2	2	
	199	36	10	24	2	35	8	6	34	34	2		22	322.5	2		
	200	4	2	2		4			4	4				4	4	4	
	201	31	3	28		29	3	2	31	31			22	375	1		
	202	29	10	19		29	3		29	29	2		22	375	1		
	203	36	26	10		36	1		36	36			18	362.7	19	8,000	
	204	30	25	5		30			30	30			5	390	19	9,184	
	205	44	13	30		44	3		43	42			30	299.6	6	8,000	
	206	6		6		6	4	4	6	6			6	200			
	207	17	6	11		17			17	17		1		6	200		
	208	139	59	78		137	5		137	137			11	344	3	6,833	
	209	114	61	52	1	112	17	1	113	113	1		75	236.9	27	7,411	
	210	34	16	17	1	34	3		33	33	1		42	236.6	30	8,200	
	211	52	11	38		52	8		49	49			14	307.7	9	9,222	
	212	35	16	19		35			35	35			33	211	3	7,333	
	213	53	26	27		53	7	2	53	53	1		12	293.3	7	8,914	
	214	31	17	14		31	3		31	31			25	274.0	9	7,988	
	215	49	29	19		49	6		48	48	2		18	256.1	19	6,789	
	216	16	14	2		15	1		16	16			2	2	2	2	7,166
	217	24	13	11		24			24	24			11	279.0	7	6,500	
	218	7	5	2		7			7	7				2	2	4	6,625
	219	15	13	2		14			15	14				1	1	11	7,163
	221	18	16	2		17	1		18	18				2	2	15	7,266
	222	66	36	29	1	66	7		65	65	2		30	287.3	25	6,300	
	223	24	13	11		24			24	24				2	2	2	6,785
	224	28	18	10		28			28	28			10	245.0	7	6,785	
	225	21	10	11		21			21	21			11	283.0	15	8,353	
	226	28	13	15		28	1	1	28	28			11	266.3	5	9,800	
	227	13	9	3		13	1		12	12		1	12	315.0	8	12,875	
	228	8	4	4		8			8	8				3	300.0	5	10,500
	229	21	10	11		21	2		21	21			4	250.0	1		
	231	86	37	47		84	5		84	82			11	362.7	4	11,125	
	233	25	15	10		25	1	1	25	25			46	301.0	12	9,208	
	234	35	16	19		34	9	1	35	35	1		10	277.0	6	7,666	
	235	52	23	27		41	5	1	50	50	1		16	251.2	5	10,300	
	236	31	15	14	2	30	4		29	29				5	254.1	8	8,937
	237	30	17	13		30	3		30	30	2		13	264.6	6	8,000	
	238	36	20	15		36	3	1	35	33		1	14	254.2	9	8,888	
	239	42	9	32	1	41	12	5	41	41			30	247.6	3		
	706	7	5	2		7	1		7	7			1		1	3	6,500
2	297	90	17	71	1	90	9	9	88	88	3		72	384.0	3	7,066	

<sup>1</sup>For renter - occupied dwelling units and vacant nonseasonal not dilapidated units, for rent.<sup>2</sup>For owner - occupied dwelling units and vacant nonseasonal not dilapidated units, for sale only.

Table 3.—CHARACTERISTICS OF HOUSING FOR WARDS, BY BLOCKS: 1950—Con.

Ward	Block	All dwelling units by occupancy and tenure					All dwelling units by condition and plumbing facilities			Occupied dwelling units			Contract monthly rent <sup>1</sup>		Value <sup>2</sup> of one-dwelling-unit structures		
		Total	Owner occupied	Renter occupied	Vacant non-seasonal not dilapidated, for rent or sale	Other vacant and non-resident	Number reporting	No private bath or dilap.	No running water or dilap.	Total	Persons per room		Occupied by non-white	Number reporting	Average monthly rent (dollars)	Number reporting	Average value (dollars)
											Number reporting	1.51 or more					
2	298	79	14	64	1	77	12		78	75			60	37.20	1		
	299	11	3	8		11			11	11			8	30.87			
	300	11	2	9		10			11	10			8	22.87			
	301	62	10	50	1	1	60	2	6	60	60		48	33.77	3		
	312	53	15	34	4		53	7		49	49		34	41.41	8	9.000	
	313	46	16	30			46	2		46	46		27	34.66	10	7.900	
	314	12	4	8			12	1		12	12		8	26.00	1		
	315	19	4	13		2	17	4	2	17	17		12	27.91	2		
	316	13	6	7			13	4		13	13		5	31.20	5	9.400	
	317	102	25	74	1	2	102	15	1	99	99	4	73	41.16	9	10.444	
	318	129	11	109	7	2	129	8		120	120	1	113	55.25	5	10.600	
	319	81	17	63		1	81	10	1	80	80		62	40.98	5	9.400	
	320	45	17	28			45	5		45	45		28	27.42	5	7.200	
	321	72	19	53			72	10	4	72	72	2	53	43.05	6	7.833	
	322	28	9	19			28	2		28	28		18	43.55	3	11.500	
	323	48	10	38			48	4		48	44		35	55.37	5	9.900	
	324	66	21	45			66	9		66	66		42	33.90	3	8.000	
	325	16	3	13			16	4	2	16	16	1	13	43.92	2		
	326	20	8	12			20	4		20	20		11	39.09	5		
	327	100	21	77	1	1	93	14	12	98	98	1	75	45.21	5	7.700	
	328	59	13	44	2		57	16	13	57	56	2	44	48.40	6	13.500	
	329	86	11	66	8		84	13	12	77	76		72	53.76	3	14.000	
	330	113	18	92	1	2	106	16	7	110	109	7	88	56.15	3	7.333	
	331	29	9	20			28	6	6	29	29		19	29.73	2		
	332	25	6	19			19	16	16	25	25	1	18	21.33	2		
	333	20	7	13			19	2	2	20	19		13	67.38	5	12.960	
	334	71	15	56			71	8	2	71	71	2	55	44.90	5	18.500	
	335	61	15	46			61	8	1	61	61	1	44	46.31	2		
	336	44	4	37	3		44	23		41	41	1	40	37.75	1		
	3	302	72	25	47		72	5		72	72			46	33.56	8	10.750
		308	40	15	25		39	2	2	40	39			25	38.24	3	9.512
		309	42	20	21	1		42	6	6	41	41	3	25	42.95	1	9.653
		310	138	49	89			133	7	7	138	138		88	43.20	12	8.550
		311	73	27	42	4		69	1	1	69	69		41	43.12	1	13.250
		467	6	2	4			6	2		6	6	1	4	53.28	2	
		468	65	16	45	2	2	60	15	13	61	60	2	44	41.34	10	21.380
		469	84	22	57	3	2	77	13	6	79	79	3	59	52.59	7	22.571
		470	77	18	57	3	1	75	2		75	75	1	55	59.32	12	16.958
		471	28	10	17	1	1	28	2		27	27		16	51.00	3	6.000
		472	107	21	86			106	6	1	107	107	2	85	53.24	3	13.666
		473	67	22	43			64	4	2	65	63		40	48.95	5	21.500
		474	65	21	44		2	61	3	3	65	61		38	41.60	6	12.500
		475	110	39	68	2	1	105	8	8	107	105	1	64	48.42	19	12.252
		476	39	18	20			39	3		38	38		20	34.80	6	9.500
		477	35	19	16			35	3		35	35		16	40.37	7	10.000
		478	63	23	39		1	63	1	1	62	62	1	39	38.05	5	22.900
		479	55	24	30		1	53	4		54	51		26	41.69	7	10.071
480		68	18	49			67	2		67	67		46	45.47	6	10.833	
481		35	14	20		1	34	8	3	34	34		20	41.40	5	10.400	
482		56	22	32		2	53	4	4	54	53		29	47.44	14	10.521	
483		32	14	16	2		32			30	30		15	55.06	9	24.011	
484		87	22	63	1	1	85			85	84	1	62	49.93	5	20.400	
485		25	13	11		1	25			24	24		11	48.18	6	14.416	
486		14	14				14			14	14				12	17.666	
487		18	16	2			17			18	18	1		2	12	16.208	
488		30	17	12	1		30			29	27		13	52.53	10	17.100	
489		46	20	25		1	46			45	44		25	42.88	5	9.900	
490		33	17	16			33			33	33		16	45.00	12	11.333	
491		31	16	15			30	3		31	30		15	43.73	8	8.250	
492		19	15	4			18			19	19		4	58.50	13	17.076	
493		25	20	5			25			25	25		5	41.40	14	16.500	
494		36	22	14			36			36	36		14	41.57	9	12.555	
495		43	22	19	2		43			41	41		20	45.20	12	13.833	
496		39	25	14			39	9	2	39	39		14	36.92	21	11.890	
497		27	19	8			27	2	2	27	27	1	7	42.28	16	12.687	
498		23	17	5	1		23			22	22		6	66.00	12	16.083	
499		9	8	1			9			9	8		8		8	26.250	
500		9	9				9			9	9				8	23.625	
501		20	16	3		1	20			19	18		1		14	25.857	
502		36	29	7			35			36	36		5	73.00	26	16.788	
503		8	6	2			8			8	8		1		4	28.250	
504		20	14	6			20	2		20	20		6	65.00	9	15.888	
505		25	16	8	1		24			24	24		9	65.66	10	12.500	
506		21	13	8			21			21	21		8	50.37	8	12.312	
507		20	15	5			20			20	20		5	51.40	10	12.300	
508		51	18	32	1		51	11		50	50	2	32	43.28	7	11.642	
509		46	23	23			46			46	46	1	23	36.39	7	10.214	
510		42	20	22			42			42	42		22	47.77	16	13.687	
511		17	15	2			17			17	17		2		13	13.884	
512		45	38	6	1		45	1		44	44		6	50.50	31	14.016	
513		8	4	4			8			8	8		4	43.00	3	10.000	
543		31	25	6			29			31	30		6	63.83	17	24.882	
707		30	15	14		1	28			29	28		12	57.33	14	17.428	

<sup>1</sup>For renter - occupied dwelling units and vacant nonseasonal not dilapidated units, for rent.  
<sup>2</sup>For owner - occupied dwelling units and vacant nonseasonal not dilapidated units, for sale only.

HOUSING—BLOCK STATISTICS

Table 3.—CHARACTERISTICS OF HOUSING FOR WARDS, BY BLOCKS: 1950—Con.

Ward	Block	All dwelling units by occupancy and tenure					All dwelling units by condition and plumbing facilities			Occupied dwelling units			Contract monthly rent <sup>1</sup>		Value <sup>2</sup> of one-dwelling-unit structures		
		Total	Owner occupied	Renter occupied	Vacant non-seasonal not dilap., for rent or sale	Other vacant and non-resident	Number reporting	No private bath or dilap.	No running water or dilap.	Total	Persons per room		Occupied by non-white	Number reporting	Average monthly rent (dollars)	Number reporting	Average value (dollars)
											Number reporting	1.51 or more					
4	240	50	1	47	2	50	34	1	48	48			48	42.41			
	241	31	16	25		31	2		31	31			25	39.16	4	7,525	
	242	76	13	62		76	1		75	75			62	52.01	5	19,500	
	243	27	24	3		27			27	27			63	48.49	5	16,800	
	244	24	20	4		24			27	27			7	59.14	5	12,764	
	245	21	19	2		21			24	24			4	40.00	17	17,125	
	246	21	19	2		21			21	21			13	39.92	16	24,875	
	247	30	10	20		30			29	29			19	44.68	8	16,937	
	248	56	13	43		56			55	55			21	62.10	8	16,937	
	249	38	16	22		38			37	37			21	43.80	7	12,000	
	250	36	24	12		36			36	36			11	41.09	15	10,666	
	251	43	23	19		43			42	41			19	44.05	8	10,500	
	252	22	10	12		22			22	22			12	34.50	4	8,250	
	253	21	13	8		21			21	21			8	58.87	9	9,111	
	254	88	52	36		88			88	88			36	41.00	22	9,250	
	255	37	22	15		37			37	37			15	38.46	12	10,541	
	256	46	28	18		46			46	46			18	38.11	23	11,571	
	257	25	16	8		25			24	24			19	40.88	12	7,000	
	258	32	18	14		32			30	30			13	34.76	10	7,200	
	259	18	16	2		18			18	18			2	48.00	13	8,807	
	260	22	16	6		22			22	22			6	38.00	10	9,900	
	261	22	20	2		22			22	22			2		12	14,388	
	262	5	5			5			5	5			5		9	9,400	
	263	19	17	2		19			19	19			2		13	11,538	
	264	64	60	4		63			63	62			3	46.00	57	12,701	
	265	13	10	3		13			13	13			3	76.66	10	17,550	
	266	28	23	5		28			27	27			4	44.75	32	14,500	
	267	33	29	4		33			32	31			3	68.33	29	17,517	
	268	43	33	10		43			41	41			7	44.00	28	11,592	
	269	41	35	6		41			41	41			6	48.00	25	10,340	
	270	55	24	30		55			54	53			30	31.03	17	15,000	
	271	71	43	28		71			71	70			26	49.73	33	10,712	
	272	56	42	14		56			56	56			13	48.61	20	12,310	
	273	37	30	7		37			37	37			7	49.85	20	12,950	
	274	47	32	15		47			45	45			13	43.46	21	12,333	
	275	91	73	17		90			90	89			17	54.58	56	15,125	
	276	47	27	20		47			47	47			20	43.10	14	10,571	
	277	56	40	16		56			56	56			16	50.31	23	13,869	
	278	77	65	12		76			77	77			11	49.18	53	12,122	
	279	35	28	6		35			34	33			6	43.33	22	11,772	
	280	28	8	20		28			28	28			20	76.15	4	11,000	
	281	14	10	4		14			14	13			3	51.66	4	13,000	
	282	54	15	39		54			50	50			3	44.11	8	13,250	
	283	52	21	30		52			51	51			30	48.56	8	16,875	
	284	38	13	25		37			38	37			23	49.00	6	15,583	
	285	59	3	56		59			58	58			53	50.39	1		
	286	37	18	19		37			36	36			19	53.52	6	13,833	
	287	16	10	6		16			16	16			6	55.16	8	10,187	
	288	21	11	10		21			21	21			10	31.70	7	10,000	
	289	16	11	5		16			16	16			5	43.80	9	8,444	
	290	14	10	4		14			14	14			4	38.00	8	8,875	
	291	52	31	20		52			51	51			20	39.90	12	8,708	
	292	28	16	11		28			27	27			11	38.00	12	8,916	
	293	38	16	22		38			38	38			21	41.14	3	8,833	
	294	25	11	14		25			25	25			14	39.07	6	10,000	
	295	58	19	39		58			57	57			36	42.97	12	10,150	
	296	72	18	54		72			72	72			52	48.80	7	12,071	
	303	41	7	34		40			39	38			34	42.02	2		
	304	17	5	12		17			17	17			12	41.25	2		
	305	29	16	13		29			29	29			13	40.38	7	10,785	
	307	42	25	17		42			42	42			16	37.31	12	11,333	
	514	29	19	10		29			29	29			10	48.60	12	11,208	
	515	42	39	3		42			42	42			3	53.33	35	13,914	
	516	40	32	7		40			39	39			8	62.12	27	12,129	
	517	56	37	19		56			56	56			16	46.81	28	13,628	
	518	52	38	14		52			52	52			13	50.69	24	13,458	
	519	60	41	18		59			59	57			17	49.76	21	12,904	
	520	46	32	14		46			46	46			13	53.69	28	14,500	
	521	19	14	5		19			19	18			5	83.80	11	16,000	
	522	5	4	1		5			5	5			1		4	30,000	
	523	24	16	8		24			24	24			4	46.25	12	12,708	
	524	52	31	20		51			51	51			18	57.72	18	14,961	
	525	51	24	27		51			51	51			25	35.00	8	7,150	
	526	42	19	22		42			41	41			21	43.47	10	13,780	
	527	40	30	10		40			40	39			9	55.00	24	10,270	
	528	34	24	9		33			33	32			9	43.00	19	10,263	
	529	42	23	19		42			42	42			18	40.88	16	9,625	
	530	16	11	5		16			16	16			5	41.00	7	9,500	
	531	44	22	22		43			42	42			19	50.68	7	12,142	
	532	21	10	11		20			18	18			6	55.50	5	19,400	
	533	14	12	2		14			14	14			2		11	17,363	
	534	27	27			27			27	27			20	63.60	23	18,282	
	535	12	11	1		12			12	11			1		25	23,120	
	536	13	13			13			13	13			1		11	19,000	
	537	9	9			9			9	9			1		13	14,923	
	538	9	9			9			9	9			1		9	16,444	
	539	30	29	1		27			29	28			28	55.50	8	17,035	

<sup>1</sup>For renter - occupied dwelling units and vacant nonseasonal not dilapidated units, for rent.  
<sup>2</sup>For owner - occupied dwelling units and vacant nonseasonal not dilapidated units, for sale only.











Table 3.—CHARACTERISTICS OF HOUSING FOR WARDS, BY BLOCKS: 1950—Con.

Ward	Block	All dwelling units by occupancy and tenure					All dwelling units by condition and plumbing facilities			Occupied dwelling units			Contract monthly rent <sup>1</sup>		Value <sup>2</sup> of one-dwelling-unit structures		
		Total	Owner occupied	Renter occupied	Vacant non-seasonal not dilap., for rent or sale	Other vacant and non-resident	Number reporting	No private bath or dilap.	No running water or dilap.	Total	Persons per room		Number reporting	Average monthly rent (dollars)	Number reporting	Average value (dollars)	
											Number reporting	1.51 or more					Occupied by non-white
12	364	35	13	21	1				34								
	365	17	12	5		34	1	1	17	33		22	449.5	3	71.00		
	366	14	9	5		16			17	14		5	27.00	6	71.66		
	367	65	29	34	1	14	2	1	14	14		5	242.0	7	7.928		
	368	13	6	5		65			63	63	2	34	291.1	12	9.083		
	369	42	28	14	2	13			11	11		7	421.4	1			
	370	59	24	30	5	41			42	41	1	11	30.09	20	12.350		
	371	38	20	15	2	59	2		54	54		34	56.02	9	11.500		
	372	36	17	18	1	38			35	35		15	35.33	12	11.083		
	373	25	16	9		35	1		35	35		19	35.73	8	7.500		
	374	32	22	10		25	1		25	25	2	9	41.00	8	7.625		
	375	81	36	44					32	32		9	37.44	12	8.541		
	376	57	33	24		80	1		80	80	2	43	35.97	20	11.525		
	377	1				57	2		57	56		22	36.95	21	8.519		
	378	63	50	13		63			63	62		13	35.23	37	9.251		
	379	55	30	24		54			54	54		22	34.72	24	8.379		
	380	5	4	1		5			5	5	1	1		3	5.83		
	381	58	35	23		58			58	58	1	23	33.65	27	7.814		
	382	36	25	9	2	35	1	1	34	34		8	35.37	21	8.595		
	383	25	19	6		25	7	2	25	25		6	29.50	16	9.687		
	384	28	22	6		27	3	3	28	28		5	40.20	18	9.455		
	385	20	17	3		19	2	2	20	20		3	31.06	17	9.523		
	386	18	15	3		17			18	18		1		10	10.800		
	387	7	6			7			6	6				6	14.333		
	388	16	15	1		16			16	16		1		15	10.466		
	389	18	14	4		18	1		18	18		4	41.25	11	10.381		
	390	17	12	5		17	1	1	17	17		5	64.40	5	9.360		
	391	8	6	2		8	2	2	8	8		1		5	9.380		
	392	4	4			4			4	4				4	9.750		
	393	7	5	2		7			7	7		2		4	9.375		
	395	10	4	4	1	10	1	1	8	8	1	4	19.00	3	15.500		
	396	11		10	1	11	3	1	10	10	1	2	37.77	9			
	13	66	16	13	3				16	16			3	43.00	10	7.000	
		67	16	11	3	1	1		16	14		4	33.75	5	6.900		
		68	9	7	2				9	9		2		3	7.666		
		69	22	10	11	1	22			21	21	3	10	36.00	7	6.000	
		70	14	2	10	2	13			12	11		10	56.80	1		
		71	14	7	6		14	4	3	13	13		6	31.66	5	5.620	
		72	1														
		73	1														
		74	12	8	4		12	4	3	12	12		2		8	7.362	
		75	5	3	2		5			5	5		2		2		
		76	5	3	2		5			5	5		2		2		
		77	6	3	3		6			6	6		3	16.00	2		
78		10	7	3		10	1		10	10		3	28.33	5	7.000		
79		11	6	4		11	2	1	10	10	1	4	20.00	5	7.800		
80		9	5	3		9	1		9	9		2		2	4.600		
81		5	3	2		5			5	5							
82		4	3	1		4	4	2	4	4							
83		1															
85		2															
87		1															
90		56	34	22		56	7	6	56	56		20	34.00	29	5.327		
91		32	18	14		32	1	1	32	32		13	34.92	14	6.464		
92		14	10	4		14			14	14		4	38.25	5	5.800		
93		19	13	5	1	19	1		18	18		4	50.75	10	8.300		
94		31	19	12		28			31	29		11	36.81	12	10.833		
95		45	26	19		45			45	45		16	58.06	15	10.466		
98		10	6	3		10			9	9		3	31.00	5	14.400		
99		24	14	9	1	24			23	23		9	36.88	12	9.058		
100		28	18	10		28	1		28	28	1	10	39.80	11	9.272		
101		13	11	2		13			13	13		2		10	12.100		
102		64	29	34		64	3	2	63	63		33	44.12	11	8.972		
103		53	30	23		51			53	53		21	46.09	18	8.533		
104		48	32	14	1	47	4	2	46	45		10	39.80	19	8.763		
105		66	52	14		65			66	65		10	39.30	42	8.450		
106		100	62	36	2	99	4	4	98	98		36	42.25	39	7.958		
108		123	61	56	5	122	14	3	117	117	1	54	35.59	26	8.211		
109		31	19	12	1	31	2		31	31		10	39.80	11	7.681		
110		26	12	14		25			26	26		14	42.07	4	8.750		
111		33	18	15		33	4		33	33		15	34.80	10	9.250		
112		54	18	36		52	3	1	54	54		35	44.28	4	8.350		
113		42	21	20		42	2		41	41		18	35.11	8	9.875		
114		70	25	44	1	69			69	69		44	43.11	11	10.090		
115		84	40	43	1	84	3	2	83	83		43	38.46	15	8.000		
116		69	42	27		65			69	69		27	45.96	27	8.737		
117	60	40	19	1	58	1	1	59	58	1	19	42.15	30	8.333			
118	24	15	9		22			24	23		9	41.22	11	8.772			
185	19	4	15		19			19	19		14	36.00	1				

<sup>1</sup>For renter - occupied dwelling units and vacant nonseasonal not dilapidated units, for rent.  
<sup>2</sup>For owner - occupied dwelling units and vacant nonseasonal not dilapidated units, for sale only.

BINGHAMTON, NEW YORK, BY WARDS AND BLOCKS: 1950

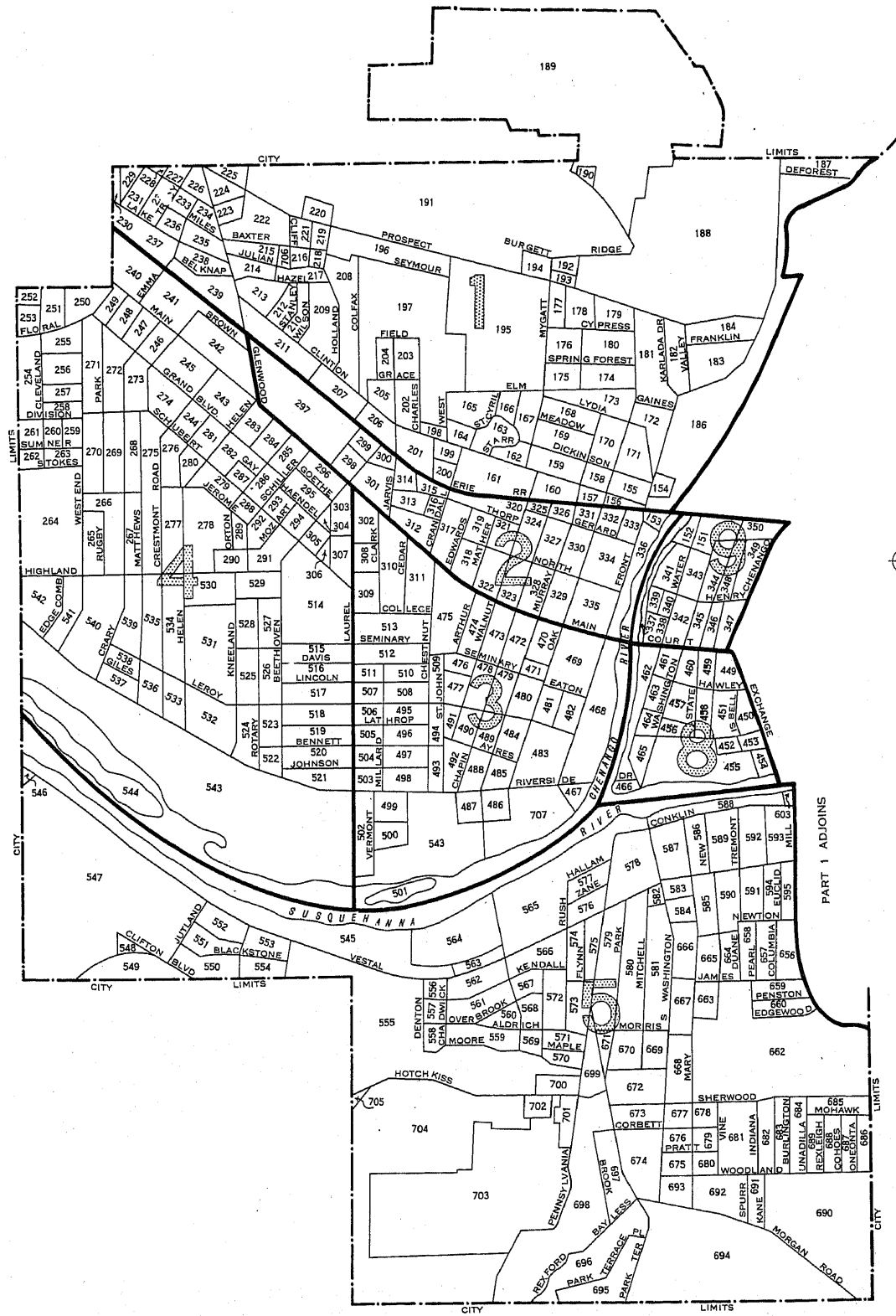
PART 1 OF 2 PARTS



LEGEND  
BLOCK NUMBERS  
WARD BOUNDARIES  
U.S. DEPARTMENT OF COMMERCE, BUREAU OF THE CENSUS

# BINGHAMTON, NEW YORK, BY WARDS AND BLOCKS: 1950

PART 2 OF 2 PARTS



SCALE IN FEET




LEGEND

- BLOCK NUMBERS
- WARD NUMBERS
- WARD BOUNDARIES
- U.S. DEPARTMENT OF COMMERCE, BUREAU OF THE CENSUS



# 1950 UNITED STATES CENSUS OF HOUSING

U. S. DEPARTMENT OF COMMERCE • BUREAU OF THE CENSUS



**BIRMINGHAM, ALA.** **BLOCK**  
**STATISTICS**



## U. S. CENSUS OF HOUSING: 1950

### Volume

- I General Characteristics
- II Nonfarm Housing Characteristics
- III Farm Housing Characteristics
- IV Residential Financing
- V Block Statistics

Housing statistics for census tracts are to be included in the **Population** reports on census tracts.

## U. S. CENSUS OF POPULATION: 1950

### Volume

- I Number of Inhabitants
- II Characteristics of the Population

Succeeding volumes will cover the following subjects:

Census Tracts, Nativity and Parentage, Nonwhite Population by **Race**, Persons of Spanish Surname, Institutional Population, **Differential Fertility**, Labor Force Characteristics, Occupation, Industry, **Income**, Internal Migration, Education, Characteristics of **Families and Households**.

**UNITED STATES CENSUS of HOUSING : 1950**  
U. S. DEPARTMENT OF COMMERCE  
CHARLES SAWYER, Secretary

BUREAU OF THE CENSUS  
ROY V. PEEL, Director



**BLOCK STATISTICS**


**BIRMINGHAM**  
**ALABAMA**

*Prepared under the supervision of*  
Howard G. Brunzman, Chief  
*Population and Housing Division*

1950 HOUSING CENSUS REPORT  
VOLUME V, PART 20

UNITED STATES GOVERNMENT PRINTING OFFICE 1952

**BLOCKS • CENSUS TRACTS**





## BUREAU OF THE CENSUS

ROY V. PEEL, *Director*

A. ROSS ECKLER, *Deputy Director*  
HOWARD C. GRIEVES, *Assistant Director*  
CONRAD TÆUBER, *Assistant Director*  
MORRIS H. HANSEN, *Assistant Director for Statistical Standards*  
ROBERT Y. PHILLIPS, *Assistant Director for Operations*  
CALVERT L. DEDRICK, *Coordinator, International Statistics*  
FRANK R. WILSON, *Information Assistant to the Director*

### Population and Housing Division—

HOWARD G. BRUNSMAN, *Chief*  
WAYNE F. DAUGHERTY, *Assistant Chief for Housing*  
ROBERT B. VOIGHT, *Assistant Chief for Operations*  
HENRY S. SHRYOCK, Jr., *Assistant Chief for Population*  
EDWIN D. GOLDFIELD, *Program Coordinator*

Quality and Equipment Statistics—Robert C. Hamer, *Chief*  
Inventory Statistics—Carl A. S. Coan, *Chief*  
Developmental Programs—J. Hugh Rose, *Chief*  
Residential Financing—Junia H. Honnold, *Chief*  
Territories and Possessions—Joel Williams, *Chief*  
Statistical Sampling—Joseph Steinberg, *Chief*  
Statistical Procedure—Morton A. Meyer, *Chief*  
Processing Operations—Milton D. Lieberman, *Chief*

Administrative Service Division—WALTER L. KEHRES, *Chief*  
Agriculture Division—RAY HURLEY, *Chief*  
Budget Officer—CHARLES H. ALEXANDER  
Business Division—HARVEY KAILIN, *Acting Chief*  
Field Division—LOWELL T. GALT, *Chief*  
Foreign Trade Division—J. EDWARD ELY, *Chief*  
Geography Division—CLARENCE E. BATSCHLET, *Chief*  
Governments Division—ALLEN D. MANVEL, *Chief*  
Industry Division—MAXWELL R. CONKLIN, *Chief*  
Machine Tabulation Division—C. F. VAN AKEN, *Chief*  
Personnel Division—HELEN D. ALMON, *Chief*

### SUGGESTED IDENTIFICATION

U. S. Bureau of the Census. *U. S. Census of Housing: 1950. Vol. V, Block Statistics, Part 20.*  
U. S. Government Printing Office, Washington, D. C., 1952

For sale by the Superintendent of Documents, U. S. Government Printing Office, Washington 25, D. C.,  
or any of the Field Offices of the Department of Commerce - Price 35 cents

## PREFACE

This report presents statistics on characteristics of dwelling units by blocks for the city. The tabulations are based on data from the 1950 Census of Housing, taken as of April 1, 1950. Authorization for the 1950 Census of Housing as part of the Seventeenth Decennial Census was provided by the Housing Act of 1949, approved July 15, 1949.

The major portion of the information compiled from the 1950 Census of Housing appears in Volume I, *General Characteristics*; Volume II, *Nonfarm Housing Characteristics*; Volume III, *Farm Housing Characteristics*; Volume IV, *Residential Financing*; and Volume V, *Block Statistics*. Volume V consists of separate reports, issued as bulletins for each of the 209 cities which in 1940 or in a subsequent census had a population of 50,000 or more. These reports will not be bound into a single publication.

The subjects covered in both the 1950 and 1940 reports on characteristics of dwelling units by blocks are substantially similar.

This report was prepared under the direction of Howard G. Brunsman, Chief, Population and Housing Division, and Wayne F. Daugherty, Assistant Chief for Housing. Robert C. Hamer, Chief, Quality and Equipment Statistics Section, was in charge of coordinating the content and the format of the report with assistance from Carl A. S. Coan, Chief, Inventory Statistics Section; Floyd D. McNaughton, Chief, Equipment and Facilities Unit; Beulah Washabaugh, Chief, Tenure and Vacancy Unit; and Walter A. Hines. The compilation of the statistics was under the supervision of Robert B. Voight, Assistant Chief for Operations.

The collection of the information on which these statistics are based was under the supervision of Lowell T. Galt, Chief, Field Division. The geographic work, including the assignment of all block numbers and the preparation of maps, was under the supervision of Clarence E. Batschelet, Chief, Geography Division. The data were tabulated under the supervision of C. F. Van Aken, Chief, Machine Tabulation Division.

March 1952

v

## HOUSING—BLOCK STATISTICS

Table 2.—CHARACTERISTICS OF HOUSING BY CENSUS TRACTS: 1950—Con.

Census tract	All dwelling units by occupancy and tenure					All dwelling units by condition and plumbing facilities			Occupied dwelling units			Contract monthly rent <sup>1</sup>		Value <sup>2</sup> of one-dwelling-unit structures		
	Total	Owner occupied	Renter occupied	Vacant non-seasonal not dilap., for rent or sale	Other vacant and non-resident	Number reporting	No private bath or dilap.	No running water or dilap.	Total	Persons per room		Occupied by non-white	Number reporting	Average monthly rent (dollars)	Number reporting	Average value (dollars)
										Number reporting	1.51 or more					
5 1	8 6 5	5 5 2	2 8 7	2 2	4	8 4 0	3 1 2	8 1	8 3 9	8 3 1	8 3	7 5 2	2 8 4	2 4 . 4 8	5 1 2	5 . 4 1 2
5 2	1 1 3 5	8 1 1	2 9 1	2 5	8	1 1 2 7	2 8 1	1 3 5	1 1 0 2	1 0 9 8	4 7	2 6 4	2 5 3	3 5 . 7 9	7 1 5	6 . 2 7 6
5 3	8 9 4	6 8 4	1 6 1	2 7	2 2	8 7 5	1 8 5	1 1 5	8 4 5	8 3 0	5 0	1 7 0	1 1 7	3 8 . 7 5	5 9 8	8 . 9 4 8
5 4	8 7 6	4 2 3	4 2 7	9	1 7	8 6 9	5 0	1 1	8 5 0	8 4 9	2 9	1	4 1 2	2 5 . 7 9	4 0 2	6 . 8 4 1
5 5	1 3 1 0	7 5 3	5 3 1	1 3	1 3	1 2 6 4	9 4 8	6 0 1	1 2 8 4	1 2 7 9	2 0 6	7 1 2	4 7 6	1 4 . 8 1	6 2 1	3 . 0 2 3
5 6	4 9 5	3 3 3	9 6	6 0	6	4 9 0	1 4 1	1 0 3	4 2 9	4 2 6	3 1	3 7	7 8	1 7 . 0 1	3 1 5	7 . 8 3 2
5 7	2 6 2 5	1 6 5 7	8 9 7	3 7	3 4	2 5 8 7	1 3 8 4	8 4 6	2 5 5 4	2 5 2 3	3 1 9	1 0 2 9	8 4 4	1 8 . 2 6	1 4 1 6	4 3 1 9
5 8	1 5	9	2		4	1 5	2		1 1	1 1		1	1	8		8 . 6 2 5

<sup>1</sup>For renter - occupied dwelling units and vacant nonseasonal not dilapidated units, for rent.

<sup>2</sup>For owner - occupied dwelling units and vacant nonseasonal not dilapidated units, for sale only.

Table 3.—CHARACTERISTICS OF HOUSING FOR CENSUS TRACTS, BY BLOCKS: 1950

[Detailed statistics not shown for blocks containing fewer than 3 dwelling units, nor for dwelling units not allocated by blocks (designated by NR)]

Census tract	Block	All dwelling units by occupancy and tenure					All dwelling units by condition and plumbing facilities			Occupied dwelling units			Contract monthly rent <sup>1</sup>		Value <sup>2</sup> of one-dwelling-unit structures	
		Total	Owner occupied	Renter occupied	Vacant non-seasonal not dilap., for rent or sale	Other vacant and non-resident	Number reporting	No private bath or dilap.	No running water or dilap.	Total	Persons per room	Occupied by non-white	Number reporting	Average monthly rent (dollars)	Number reporting	Average value (dollars)
1	1	3	3			3			3	3					3	6,500
	2	14	11	2	1	14	1		13	13	1			1	11	6,409
	6	14	13	1		14			14	14				1	13	6,423
	7	19	15	4		19	4		19	19	1		3,625	4	12	6,200
	8	37	34	3		37	5	1	37	36	1		3,933	3	30	6,283
	9	10	9	1		10	1		10	9	2			1	9	4,977
	10	30	26	4		29	2	2	30	29			3,000	3	25	6,588
	11	5	3	2		5			5	5	1			2	3	5,500
	12	11	10	1		11			11	11					10	6,900
	13	25	21	4		25	2		25	25				4	19	6,873
	14	29	25	3		29			27	27				1	24	6,425
	15	22	18	2		22	4		21	21	1		3,166	3	16	7,200
	16	24	16	6	1	24	4	4	22	22			3,740	5	17	6,823
	17	16	15	1		15			16	15					15	7,186
	18	18	13	3		18	4		18	18	1		3,520	5	12	6,408
	19	18	15	3		18	2		18	18				2	13	6,776
	20	19	14	5		19			19	19			5,100	5	11	7,200
	21	17	10	6	1	17			16	16			5,166	6	8	6,812
	22	16	10	5		16	2		15	15			6,125	4	8	8,562
	23	23	14	8	1	23	8	6	22	22			2,887	8	12	8,175
	24	17	14	3		17	2		17	17			4,666	3	11	7,390
	25	21	17	4		21			21	21			6,575	4	16	7,731
	26	20	17	3		20	4		20	20			3,266	3	14	7,414
	27	25	23	2		25	2		25	25				2	21	7,409
	28	26	23	3		26	6	2	26	26			2,740	5	19	7,073
	29	29	22	5	2	29	6		27	27			2,625	4	21	6,666
	31	21	19	2		20			21	20				2	17	7,058
	32	21	21			21			21	21	1				20	7,385
	33	20	14	6		20			20	20			5,325	4	14	8,050
	34	47	33	12	1	47	6	1	45	45			3,591	12	27	7,518
	35	54	44	10		53	11	1	54	53	2		3,977	9	37	7,524
	36	27	24	3		27			24	24				1	26	8,365
	37	57	40	14	2	56	9		54	54	3		5,718	16	37	7,837
	38	47	39	7	1	46	11		46	44			3,160	5	32	6,540
	39	20	17	3		20			20	20	1		4,966	3	16	5,256
	40	13	10	3		13	1		13	12	1		3,433	3	10	5,650
	41	1														
	42	10	8	2		10	1		10	10				1	8	6,850
	43	66	40	20	3	66	8		60	60	2		4,804	22	32	8,512
	44	19	12	7		19	4		19	19			3,828	7	8	8,950
	45	36	23	13		36	15		36	36	1		4,115	13	15	7,286
	46	40	24	15	1	40	6		39	39	1		3,386	15	20	8,145
	47	18	10	8		18	6	1	18	18	1		3,971	7	8	6,812
	48	3	1	2		3	1		3	3	1			1	1	
	49	18	17	1		18	2		18	18				1	16	7,218
	52	2														
	53	11	9	2		10	6	3	11	10	1	9		2	8	2,412
	54	8	8			8	6	2	8	8	1	3		1	7	2,185
	55	8	7	1		8	4	1	8	7	1			1	7	4,571
	56	6	5	1		6	2	1	6	5	1			1	5	5,140
2	1	147	117	19	11	145	19	10	136	136	5	1	4,065	20	117	6,484
	4	9	6	3		9			9	9			4,133	3	5	7,800
	5	5	3	2		5	1		5	5				2	3	10,000
	6	3	1	2		3			3	3				2		
	7	7	6	1		7		1	7	7				1	6	5,833
	8	14	10	1	3	14	3		11	11				2	10	7,650
	9	20	17	3		20			20	20			4,333	3	14	6,428
	10	22	17	3	1	22	5	1	20	20			3,433	3	14	6,857
	11	31	26	4	1	31	2		30	30			3,200	4	25	7,436
	12	32	25	6		32	4	2	31	31	1		3,800	6	21	6,509
	13	11	9	2		10	1	1	11	11				1	8	6,375
	14	14	11	3		14			14	14	1			2	10	7,000
	17	6	4	2		6			6	6			5,500	4	2	
	18	17	6	11		16	2		17	17			5,170	10	5	7,260
	19	19	10	9		19	3		19	19			4,500	9	9	7,888
	20	22	18	4		22	3	1	22	22	1		4,200	4	16	7,312
	21	23	15	8		23	1		23	23			4,671	7	10	6,250
	22	44	39	5		44	4	1	44	43	1		5,800	5	37	7,556
	23	22	16	5	7	22	10	1	21	21	1		6,215	5	9	6,911
	24	7	5	1		7	1	1	6	6	4		6,215	20	6	7,100
	25	14	14			14			14	13				11	13	7,607
	26	28	16	11		28	7		27	27	2		3,345	11	10	7,300
	27	31	10	21		30	8	1	31	31	1		3,019	21	5	8,100
	28	15	7	8		15	6		15	15			2,962	8	4	7,125
	29	19	8	11		19	3		19	18			3,309	11	6	7,133
	30	19	10	8		19	5	1	18	17			4,062	8	8	10,750
	31	3	3			3			3	3					3	5,333
	32	26	12	14		26	11	1	26	26	1		3,164	14	7	6,014
	33	37	19	13	3	37	4	1	32	32			3,443	16	16	8,150
	34	10	8	2		10	1	1	10	9	1			1	6	4,200
	35	34	22	9		31	15	5	31	27	4		3,562	8	19	5,368
	38	8	4	4		8	4		8	8			4,233	3	3	5,833
	39	4	4			3	2		4	4	1				4	3,375
	42	9	7	2		9	2		9	9				2	6	5,916
	46	8	7	1		8			8	8					6	7,083

<sup>1</sup>For renter - occupied dwelling units and vacant nonseasonal not dilapidated units, for rent.  
<sup>2</sup>For owner - occupied dwelling units and vacant nonseasonal not dilapidated units, for sale only.

A household consisted of a family or other group of persons living together with common housekeeping arrangements, or a person living entirely alone. However, the enumerator was not explicitly instructed to define rooms as dwelling units on the basis of cooking equipment or separate entrance.

The number of dwelling units in the 1950 Census may be regarded as comparable with the number of dwelling units in the 1940 Census. Some living quarters may have been classified as separate dwelling units in the one census and not in the other. Further, in the 1950 Census, living quarters with five or more lodgers were not tabulated as dwelling units; generally, such quarters were included in the 1940 dwelling unit count. However, the net effect of these changes is probably small.

**Occupancy and tenure.**—Dwelling units are classified by occupancy and tenure into four groups: owner-occupied; renter-occupied; vacant nonseasonal not dilapidated, for rent or sale; and other vacant and nonresident. A dwelling unit is classified as owner-occupied if it was owned wholly or in part by the head of the household or by some related member of his family living in the dwelling unit. All other occupied units are classified as renter-occupied whether or not cash rent was actually paid for living quarters. Rent-free units and living accommodations received in payment for services performed are thus included with the renter-occupied units.

A dwelling unit is considered vacant if no persons are living in it at the time of enumeration. New units not yet occupied were enumerated as vacant dwelling units if construction had proceeded to the extent that all the exterior windows and doors were installed and final usable floors were in place. The classification "Vacant nonseasonal not dilapidated, for rent or sale" is descriptive of the vacant dwelling units reported in this classification. "Other vacant and nonresident" units include all dilapidated and seasonal vacant units as well as the not dilapidated units which were not for rent or sale.

Because of changes in enumeration procedures, the counts of total vacant units in 1940 and 1950 are not strictly comparable. In 1940, vacant units were enumerated if they were habitable; units uninhabitable and beyond repair were excluded from the enumeration. In 1950, units were included regardless of condition if they were intended for occupancy as living quarters. Therefore, no comparison should be made between the data on "vacant nonseasonal not dilapidated, for rent or sale" units from the 1950 Census and data in the 1940 Census reports.

In both censuses, dwelling units occupied entirely by non-residents were included with vacant units not for rent or sale. Trailers, tents, houseboats, and railroad cars which were vacant were excluded from the dwelling unit inventory in both 1950 and 1940.

**Condition and plumbing facilities.**—Data on condition of a dwelling unit are shown in combination with data for selected plumbing facilities and are, therefore, limited to units for which both condition and plumbing facilities are reported. Plumbing facilities include water supply, toilet facilities, and bathing facilities.

The category "with private bath" includes those dwelling units reported with both a flush toilet and a bathtub or shower inside the structure for the exclusive use of the occupants of the unit. The category "no private bath" includes those dwelling units not having private flush toilet or not having private bathing facilities. The "no running water" category includes units with only piped running water outside the structure or with only other sources such as a hand pump.

A dwelling unit is "dilapidated" when it is run-down or neglected, or is of inadequate original construction, so that it does not provide adequate shelter or protection against the elements or it endangers the safety of the occupants.

**Persons per room.**—The number of persons per room has been computed for each occupied dwelling unit by dividing the number

of persons in the dwelling unit by the number of rooms in the dwelling unit. All persons enumerated in the Population Census as members of the household (including lodgers, servants, and other nonrelated persons) are counted in determining the number of persons that occupy the dwelling unit. The number of rooms in the dwelling unit includes all rooms available for living quarters throughout the year. Not counted as rooms are bathrooms, closets, pantries, halls, screened porches, and unfinished rooms in the basement and attic.

**Color of occupants.**—Occupied dwelling units are classified by color of head of household according to the definition used in the 1950 Census of Population. The group designated as "non-white" consists of Negroes, Indians, Japanese, Chinese, and other nonwhite races. Persons who are not definitely Indian or of other nonwhite race are classified as white.

**Contract monthly rent.**—Contract monthly rent is the rent, at the time of enumeration, contracted for by the renter regardless of whether it includes furniture, heating fuel, electricity, cooking fuel, water, or personal services.

Monthly rent for vacant dwelling units is the amount asked for the dwelling unit at the time of enumeration. The average monthly rent relates to renter-occupied dwelling units and vacant nonseasonal not dilapidated units for rent. Dwelling units which are occupied "rent-free" are not included with the units reporting rent.

**Value of one-dwelling-unit structures.**—Average value is shown for owner-occupied dwelling units and vacant nonseasonal not dilapidated units which are for sale only. Value is shown only if the unit is in a one-dwelling-unit structure without business and if it is the only dwelling unit included in the property. The value represents the amount for which the owner estimates that the property, including such land as belongs with it, would sell under ordinary conditions and not at a forced sale. For vacant units, value is the sale price asked by the owner.

**Number reporting.**—Occupancy and tenure are reported for all dwelling units, and color of occupants is reported for all occupied units. The corresponding distributions for these subjects in table 1 are based on all dwelling units and on occupied units, respectively. For all other subjects, the distributions are based on the units for which the specific characteristics are reported, that is, the "Number reporting."

The number of dwelling units for which the enumerator obtained no report on a particular item is shown for the city totals only; however, the number "not reported" can easily be derived for each area in tables 2 and 3 by subtracting the number reporting from the total number of dwelling units (or total occupied).

**Block identification.**—A map or series of maps is included in this report showing block numbers for each block, number and letter designations for tracts, and the names of principal streets.

Blocks are identified by serial numbers, a separate series of numbers being used for each tract. Thus, the location of each block for which data are presented in table 3 may be determined by referring to the tract and block number shown on the map. Similarly, data for a specific block may be located in the table by reference to the map for identification numbers of the tract and block.

If no dwelling units are reported for a block, the block number is not listed in table 3, although it is shown on the map. Dwelling units for which the block number was not reported are indicated in the table by the symbol "NR." Detailed data are not shown for such dwelling units, nor for blocks containing fewer than three dwelling units. Average monthly rent is not shown when the monthly rent was reported for fewer than three dwelling units. Average value is not shown when the value of one-dwelling-unit properties was reported for fewer than three dwelling units. All dwelling units are included, however, in the statistics for the city and for each tract.

Table 1.—CHARACTERISTICS OF HOUSING FOR THE CITY: 1950

Subject	Number	Percent	Subject	Number	Percent
<b>OCCUPANCY AND TENURE</b>			<b>PERSONS PER ROOM</b>		
All dwelling units.....	95,512	100.0	Occupied dwelling units.....	92,663	...
Owner occupied.....	43,409	45.4	Number reporting.....	91,931	100.0
Renter occupied.....	49,254	51.6	1.50 or less.....	82,445	89.7
Vacant nonseasonal not dilapidated, for rent or sale.....	1,785	1.9	1.51 or more.....	9,486	10.3
Other vacant and nonresident.....	1,064	1.1	Not reported.....	732	...
<b>CONDITION AND PLUMBING FACILITIES</b>			<b>CONTRACT MONTHLY RENT</b>		
All dwelling units.....	95,512	...	Renter-occupied, and vacant nonseasonal not dilapidated units, for rent—Number reporting.....	47,739	...
Number reporting.....	93,842	100.0	Total contract monthly rent..... dollars..	1,312,598	...
With private bath, not dilapidated.....	57,710	61.5	Average monthly rent..... dollars..	27.50	...
No private bath, with running water, not dilapidated.....	20,727	22.1	<b>VALUE OF ONE-DWELLING-UNIT STRUCTURES</b>		
No running water or dilapidated.....	15,405	16.4	Owner-occupied, <sup>1</sup> and vacant nonseasonal not dilapidated units, for sale only—Number reporting.....	34,901	...
Condition or plumbing facilities not reported.....	1,670	...	Total value or sale price..... dollars..	234,074,000	...
No private bath or dilapidated.....	36,132	38.5	Average value..... dollars..	6,707	...
<b>COLOR OF OCCUPANTS</b>					
Occupied dwelling units.....	92,663	100.0			
White.....	59,215	63.9			
Nonwhite.....	33,448	36.1			

<sup>1</sup>Restricted to 1-dwelling-unit properties.

Table 2.—CHARACTERISTICS OF HOUSING BY CENSUS TRACTS: 1950

Census tract	All dwelling units by occupancy and tenure					All dwelling units by condition and plumbing facilities			Occupied dwelling units			Contract monthly rent <sup>1</sup>		Value <sup>2</sup> of one-dwelling-unit structures		
	Total	Owner occupied	Renter occupied	Vacant nonseasonal not dilap., for rent or sale	Other vacant and nonresident	Number reporting	No private bath or dilap.	No running water or dilap.	Total	Persons per room	Occupied by non-white	Number reporting	Average monthly rent (dollars)	Number reporting	Average value (dollars)	
TOTAL	95512	43409	49254	1785	1064	93842	36132	15405	92663	91931	9486	33448	47739	2750	34901	6707
1	1081	835	219	16	11	1074	160	29	1054	1042	25	14	206	41.70	744	7.008
2	940	510	394	26	10	930	128	28	904	895	23	4	397	50.66	442	6.883
3	1486	688	780	10	8	1475	323	89	1468	1458	41	48	761	36.70	451	6.154
4	1617	1049	520	31	17	1597	506	94	1569	1562	76	21	421	32.45	874	5.844
5	2094	1066	815	192	21	2074	726	262	1881	1874	15	11	486	32.44	852	5.207
6	1180	473	689	12	6	1165	833	310	1162	1158	21	11	356	16.84	384	2.915
7	1439	662	720	44	13	1431	1098	527	1382	1379	33	9	702	14.89	565	2.273
8	2451	1287	1107	32	25	2376	1088	498	2394	2380	35	9	1062	23.00	976	5.093
9	2124	404	1688	22	10	2083	1471	881	2092	2081	56	4	1808	15.76	300	3.751
10	1046	341	664	27	14	1024	295	169	1005	997	13	7	660	23.19	280	5.648
11	1847	1115	711	9	12	1795	1080	389	1826	1816	26	9	637	16.70	938	3.628
12	1954	1162	766	16	10	1927	871	155	1928	1914	26	7	784	26.57	974	3.863
13	651	372	268	3	8	631	314	194	640	639	8	5	255	18.87	307	5.465
14	1273	702	463	89	19	1244	581	136	1165	1165	16	11	445	16.90	678	4.854
15	2525	1146	1306	39	34	2480	931	457	2452	2412	114	38	1263	30.43	774	6.244
16	3144	1307	1740	56	39	3103	812	320	3047	3023	114	29	1681	37.77	945	8.462
17	723	201	513	6	6	704	401	160	714	710	11	4	495	16.93	144	4.552
18	1931	880	992	42	17	1915	1004	375	1872	1868	19	0	980	25.71	616	4.538
19	1363	948	362	39	14	1304	319	71	1310	1294	6	3	340	30.05	812	6.440
20	901	634	252	10	5	898	129	21	886	884	10	3	335	37.47	553	8.375
21	1307	1065	209	21	12	1295	87	9	1274	1270	11	4	193	42.55	941	7.802
22	982	728	231	9	9	953	304	124	959	949	53	13	197	31.62	603	6.669
23	1654	1130	481	15	23	1624	459	264	1611	1596	90	25	446	28.30	941	8.947
24	1611	463	1121	15	12	1584	1172	669	1584	1573	32	10	1095	16.73	352	4.690
25	680	203	467	7	3	671	408	210	670	666	14	3	459	15.84	167	2.708
26	1539	90	1414	12	23	1501	421	10	1504	1495	32	10	1406	17.58	59	6.227
27	1078	16	1043	8	8	1052	972	421	1059	1033	74	60	1009	29.66	2	2
28	2673	183	2421	5	64	2609	2279	1470	2604	2578	72	23	2369	15.14	114	5.300
29	2195	593	1580	17	15	2175	919	244	2173	2169	29	20	1561	18.75	501	5.513
30	3242	1512	1677	38	15	3217	232	32	3189	3174	28	49	1638	34.73	1234	9.712
31	1704	1087	581	22	14	1684	216	5	1668	1658	15	3	553	38.66	805	8.774
32	2143	594	1532	11	16	2050	1480	513	2126	2108	50	17	1496	15.46	465	4.566
33	2094	801	1268	11	12	2047	1371	618	2069	2053	44	14	1216	16.13	623	3.502
34	2046	1121	897	16	12	2004	673	199	2018	2000	12	19	868	28.02	883	6.880
35	1222	871	340	5	12	1202	375	80	1211	1204	83	140	300	22.32	732	4.957
36	1271	996	189	7	12	1261	91	34	1187	1180	20	106	176	45.60	948	9.915
37	1551	1114	352	74	12	1533	160	7	1466	1448	17	5	373	42.56	923	8.669
38	3156	454	2612	1469	49	3125	381	115	2961	2949	82	23	582	41.39	2119	7.438
39	988	453	520	5	5	977	352	162	974	960	69	42	503	33.35	344	5.545
40	1795	1575	46	34	34	1792	792	149	3370	3340	77	74	1479	42.16	1273	7.328
41	1274	361	886	12	15	1254	591	352	1247	1239	220	718	869	25.47	267	7.494
42	1217	649	557	3	8	1182	784	315	1206	1187	194	1117	534	15.06	562	4.162
43	1267	102	1148	11	6	1250	1049	623	1250	1229	360	1121	1135	15.69	66	4.200
44	1193	85	1089	6	13	1160	944	336	1174	1152	270	969	1066	18.49	53	6.286
45	1645	41	1583	4	17	1603	992	363	1624	1612	299	1495	1559	18.58	21	6.285
46	775	53	711	6	5	752	673	248	764	754	191	733	711	15.97	36	5.358
47	4100	1726	2206	91	77	4038	381	180	3932	3903	85	278	2070	50.83	1272	12.253
48	2188	663	1404	50	71	2144	271	100	2067	2042	64	159	1349	48.68	405	15.936
49	3735	815	2740	97	83	3652	941	379	3555	3523	212	263	2716	40.58	447	7.975
50	1549	743	759	32	15	1530	202	58	1502	1489	48	62	725	39.75	547	9.479

<sup>1</sup>For renter-occupied dwelling units and vacant nonseasonal not dilapidated units, for rent.  
<sup>2</sup>For owner-occupied dwelling units and vacant nonseasonal not dilapidated units, for sale only.



## HOUSING—BLOCK STATISTICS

Table 3.—CHARACTERISTICS OF HOUSING FOR CENSUS TRACTS, BY BLOCKS: 1950—Con.

Census tract	Block	All dwelling units by occupancy and tenure					All dwelling units by condition and plumbing facilities			Occupied dwelling units			Contract monthly rent <sup>1</sup>		Value <sup>2</sup> of one-dwelling-unit structures		
		Total	Owner occupied	Renter occupied	Vacant non-seasonal not dilap., for rent or sale	Other vacant and non-resident	Number reporting	No private bath or dilap.	No running water or dilap.	Total	Persons per room		Occupied by non-white	Number reporting	Average monthly rent (dollars)	Number reporting	Average value (dollars)
											Number reporting	1.51 or more					
3	5	203		201	1	1	203			201	201		202	37.48			
	6	133		132	1		132		1	132	132	1	133	41.39	3	4,666	
	7	7	6	1			7	1	1	7	7		7				
	8	2															
	10	90	75	13	2		89	51	4	88	86	5	14	46.07	17	5,988	
	11	10	8	2			10	1	1	10	10		2		8	4,800	
	12	5	5				5			5	5				5	6,420	
	13	30	17	13			30	6	2	30	30		13	42.46	12	6,958	
	14	22	16	6			22	1	1	22	22		6	37.66	15	6,466	
	15	16	11	5			16	4		16	16	1	5	36.80	10	6,400	
	16	15	12	3			15	2		15	15		3	36.66	9	5,444	
	17	11	8	3			11	3	1	11	11		3	37.66	7	7,857	
	18	22	11	11			22	5	1	22	22	4	16	14.10	4	5,250	
	19	38	28	10			38	2	1	38	38		10	42.60	24	6,758	
	20	5	5				5			5	5				5	7,700	
	21	4	4				4			4	4				4	8,500	
	22	22	15	7			21	1		22	21		6	34.83	9	7,166	
	23	63	32	30		1	63	25	23	62	62	3	22	19.58	26	4,434	
	24	23	14	9			23	9		23	23		8	36.75	10	5,950	
	25	28	17	11			28	3		28	28		10	30.70	14	6,035	
	26	40	23	17			40	5		40	40	1	17	35.29	17	6,635	
	27	9	9				9			9	9				6	6,583	
	28	22	15	7			22	4		22	22		7	31.71	10	6,050	
	29	30	16	14			30	3	3	30	30		2	35.00	10	6,750	
	30	1					1			1	1						
	31	10	4	6			10	5	3	10	10		6	28.83	3	4,500	
	32	19	9	10			19	7	3	19	19	1	8	30.37	5	4,680	
	33	76	46	28	1	1	74	10	3	74	74		28	34.46	32	7,015	
	34	29	18	10		1	29	10		28	28	2	2	31.50	11	6,472	
	35	18	16	2			18			18	18		2		15	6,220	
	36	31	18	12		1	31	6		30	30		12	39.00	15	5,700	
	37	25	13	12			24	5	3	25	24	1	11	34.36	10	5,360	
	38	51	30	19	2		51	12		49	48	2	21	42.09	24	5,116	
	39	42	21	21			42	14		42	42	2	20	28.25	11	5,409	
	40	34	20	14			34	10		34	34		12	40.25	11	7,318	
	41	24	14	10			24	5	1	24	24	1	8	28.87	11	6,681	
	42	16	3	13			16	8	4	16	16		12	37.41	1		
	43	38	20	17	1		38	12		37	37	2	15	35.46	15	6,246	
	44	42	19	22	1		42	20	5	41	41	5	22	33.59	7	6,714	
	45	40	19	20		1	38	15	8	39	35	2	18	45.38	12	5,433	
	46	52	29	23			52	12		52	52	2	22	41.50	18	5,944	
47	4	4				4	3	3	4	4		4	32.75				
48	6	1	5			5	5		6	5	3	4	22.50				
49	3	2	1			3	1	1	3	3	1	1					
50	5	2	3			5	3	3	5	5		3	34.33	2			
51	29	16	12	1		28	13	5	28	28		12	35.58	11	5,181		
52	9	3	5		1	8	6	3	8	8	1	2	38.60	2			
55	32	16	15		1	32	14		31	31	1	14	37.64	7	6,500		
4	1	148	106	40		2	145	53	17	146	146	14	32	37	31.13	95	5,401
	2	15	14	1			15			15	15		1	1	13	7,923	
	3	15	14	1			14			15	15		1	1	14	8,028	
	4	6	5		1		5			5	5			6	7,183		
	5	11	8	2	1		11	2		10	10		2		9	11,500	
	6	14	13	1			14			14	14		1		13	7,730	
	8	19	5	12	2		19			17	17		13	48.07	6	8,366	
	9	15	13	1		1	15			14	14		13		13	8,730	
	10	21	19	2			21			21	21		12		19	5,426	
	11	22	19	3			22	6		22	22		1		15	5,266	
	12	22	20	2			21	4		22	22		2		18	6,361	
	13	24	15	8		1	24	5		23	23		2		11	5,163	
	14	46	32	13		1	46	29	7	45	45	4	29	30.00	18	6,361	
	15	12	11	1		1	12	11	3	12	12	2	12	21.00	26	3,992	
	16	13	12	1			12	12	3	12	13		1		10	2,640	
	17	1					1			1	1		2		11	3,009	
	18	13	11	2			13	12	4	13	13		1		10	2,750	
	19	132	99	29		4	130	53	8	128	126	10	34	21.00	81	6,187	
	20	9	7	2			9	9	2	9	9		1		6	2,100	
	21	18	10	8			18	16	2	18	18		5	13.00	10	2,500	
	22	113	60	52	1		113	48	18	112	112	13	34	20.92	47	6,102	
	23	16	9	7			16	5		16	16		6	40.50	9	5,944	
	24	11	6	4	1		11	4		10	10		1	39.50	6	5,183	
	25	4	1	3			4	2		4	4		1				
	26	30	25	5			30	5	1	30	30		1		21	6,209	
	27	20	14	6			19	6		20	20		1		12	5,625	
	28	21	14	7			21	9		21	21		6	32.50	10	4,750	
	29	33	22	11			33	7	1	33	33		7	32.14	10	4,750	
	30	24	12	12			23	5	3	24	24	1	1	33.36	17	5,823	
	31	11	10	1			11	9	1	11	11		3	17.36	9	5,966	
	33	12	11	1			12			12	12		1		10	2,650	
	34	18	12	5		1	18	2		17	17		1		11	6,418	
	35	15	10	5			15	8		15	14		5	40.20	9	5,555	
36	7	4	3			7	3		7	7		3	42.00	6	6,233		
37	12	3	8	1		12	5		11	11		3	33.33	3	6,433		
38	16	10	6			15	8	4	16	15	1	9	28.44	1			
41	7	5	2			7	2		7	7		2	23.00	6	3,500		

<sup>1</sup>For renter - occupied dwelling units and vacant nonseasonal not dilapidated units, for rent.  
<sup>2</sup>For owner - occupied dwelling units and vacant nonseasonal not dilapidated units, for sale only.

Table 3.—CHARACTERISTICS OF HOUSING FOR CENSUS TRACTS, BY BLOCKS: 1950—Con.

Census tract	Block	All dwelling units by occupancy and tenure					All dwelling units by condition and plumbing facilities			Occupied dwelling units			Contract monthly rent <sup>1</sup>		Value <sup>2</sup> of one-dwelling-unit structures		
		Total	Owner occupied	Renter occupied	Vacant non-seasonal not dilap., for rent or sale	Other vacant and non-resident	Number reporting	No private bath or dilap.	No running water or dilap.	Total	Persons per room		Number reporting	Average monthly rent (dollars)	Number reporting	Average value (dollars)	
											Number reporting	1.51 or more					Occupied by non-white
4	42	2															
	43	1															
	44	3	3			3			3	3				3	5.666		
	45	24	17	7		24	8	1	24	24	1		7	3.642	14	6.821	
	46	59	38	19	2	59	12		57	57	1		20	3.330	27	6.044	
	47	2															
	48	3	3			3			3	3					3	6.333	
	49	21	15	6		21			21	21			4	3.700	11	7.000	
	50	2															
	51	28	20	7		28	9		27	27			6	3.333	14	5.964	
	52	17	10	7		17	3		17	17			7	3.671	6	6.833	
	53	28	15	13		28	12	2	28	27			11	3.454	7	5.714	
	54	17	14	3		17	2	1	17	17			3	4.500	12	6.308	
	55	27	13	6	8	27	8	1	19	19	2		6	3.283	17	6.435	
	56	6	3	3		6	6		6	6			1		2		
	57	13	6	7		13	2		13	13			6	3.716	4	6.375	
	58	27	19	7	1	27	5		26	26			5	3.880	19	6.478	
	59	19	10	9		19	7		19	19			7	3.557	6	6.250	
	60	9	3	6		9	5	1	9	9		1	5	4.120	2		
	61	27	13	14		26	9	1	27	27	1		12	2.508	9	5.922	
	62	3	2	1		3	1		3	3			1		2		
	63	26	22	4		26	1		26	26			2		20	5.385	
	64	24	19	5		24	3		24	24	1		4	3.550	17	5.741	
	65	14	5	7		14	9	4	12	12			7	1.900	5	6.100	
	66	7	5	2		7	4		7	7			1		5	6.300	
	67	71	11	50	8	71	4		61	61	2		57	4.903	10	6.311	
	68	36	20	12	4	36	11		32	32	1		13	4.230	17	6.144	
	69	12	9	3		12	1		12	12			3	3.633	9	6.205	
	70	49	24	25		48	8		49	49	2		25	3.544	17	5.812	
	71	11	8	2	1	10	4		10	10			2		8	6.230	
	72	27	20	7		27	10		27	27	1		5	2.660	13		
	73	7	4	3		7	5	1	7	7			3	3.266	1		
	74	5	2	3		5	3		5	5			2		1		
	75	4	3	1		4	2		4	4			3	3.266			
	76	9	5	4		9	6		9	9			3	2.500	2		
	77	24	19	3	1	23	6		22	21			3	3.666	16	6.031	
	78	8	7	1		7	1		8	8			1		6	5.216	
	79	6	2	4		3	2	2	6	5			4	1.375	2		
5	1	334	122	35	174	3	330	40	3	157	154	13	15	202	4.528	111	5.535
	2	29	23	6		29	5		29	29			6	2.853	21	6.747	
	3	16	13	2	1	16	2		16	15			1		13	7.023	
	4	29	25	4		29	6		29	28			1		23	6.669	
	5	34	31	2	1	34	3	2	33	33			1		31	6.809	
	6	25	19	5		25	5		25	25			1		17	6.394	
	7	22	18	4		22	4		22	22			1		16	6.781	
	8	67	49	6	2	66	6	1	67	67	1		4	4.434	15	6.926	
	9	24	16	6		24	6		24	24			5	2.760	16	6.112	
	10	19	12	6	1	19	7	1	18	18			7	3.857	8	4.850	
	11	18	10	7	1	18	2		17	17			6	2.666	7	5.957	
	12	1															
	13	1															
	14	1															
	18	11	3	8		10	3		11	10	1		6	20.50	1		
	19	20	9	10		19	9		19	19			10	21.10	7	5.071	
	20	20	14	6	1	20	8	5	20	20	4	5	6	31.16	10	4.570	
	21	17	8	8	1	17	7	1	16	16	1	1	9	24.33	4	5.175	
	22	14	11	3		14	3	1	14	14			3	3.833	9	7.055	
	23	11	9	2		11	1		11	11			2		9	6.611	
	24	14	10	4		14	6		14	14			4	4.500	6	5.583	
	25	33	19	14		33	8		33	32			14	3.650	12	5.083	
	26	43	29	11	3	43	14		40	40			11	3.709	25	5.404	
	27	20	16	2	2	20	4	2	18	18			2		15	5.453	
	28	187	60	125	1	187	71	9	185	185	19	75	119	3.570	48	4.089	
	29	24	13	11		24	15	2	24	24			11	2.227	9	4.688	
	30	19	4	15		18	16	12	19	19			15	1.453	4	1.925	
	31	3	3			3	3		3	3			1		3	3.333	
	32	16	8	8		16	5		16	16	1	1	8	2.375	7	4.214	
	33	17	13	4		17	6		17	17			4	1.700	9	5.200	
	34	19	8	11		19	7	1	19	19	2		10	2.290	6	3.900	
	36	2															
	37	28	18	10		27	5	1	28	28	2		8	20.00	13	4.769	
	38	38	21	16	1	36	17	3	37	37	1		15	29.80	15	4.333	
	39	13	5	7		13	6	5	12	12			7	1.528	5	4.300	
	40	20	16	4	1	20	5	3	20	20			4	1.775	14	4.228	
	41	23	14	9		23	15	5	23	23	2	13	8	8.75	12	3.275	
	42	31	9	22		31	25	11	31	31	6	30	22	1.313	7	2.442	
	43	7	4	3		6	3	2	7	7	1		3	1.500	4	4.625	
	44	14	10	4		14	7	2	14	14			3	1.533	9	2.800	
	45	22	13	9		22	18	13	22	22	8	22	8	1.462	12	2.233	
	46	49	33	15	1	49	16		48	48	1		14	3.878	23	5.660	
	47	5	4	1		5	5		5	5			1		4	6.250	
	48	26	15	10	1	26	2		25	25			8	2.725	14	5.385	
	49	22	11	11		22	8		22	22			9	2.955	9	5.900	
	50	7	6	1		7	7		7	7			1		6	6.416	
	51	36	21	13	1	36	12	2	34	33			14	5.928	13	5.930	
	52	22	15	7		22	7		22	22			6	4.850	11	6.181	
	53	10	2	8		10	4		10	10			7	2.857			

<sup>1</sup>For renter - occupied dwelling units and vacant nonseasonal not dilapidated units, for rent.  
<sup>2</sup>For owner - occupied dwelling units and vacant nonseasonal not dilapidated units, for sale only.

# BIRMINGHAM, ALA.

## CONTENTS

### INTRODUCTION

	Page		Page
General.....	1	Definitions and explanations—Continued	
Related reports.....	1	Condition and plumbing facilities.....	2
Census tracts.....	1	Persons per room.....	2
Use of data.....	1	Color of occupants.....	2
Comparability with 1940 Housing Census data.....	1	Contract monthly rent.....	2
Definitions and explanations.....	1	Value of one-dwelling-unit structures.....	2
Dwelling unit.....	1	Number reporting.....	2
Occupancy and tenure.....	2	Block identification.....	2

### TABLES

	Page
Table 1.—Characteristics of housing for the city: 1950.....	3
Table 2.—Characteristics of housing by census tracts: 1950.....	3
Table 3.—Characteristics of housing for census tracts, by blocks: 1950.....	5

Map of city, by blocks, appears following last page of tables.

# BLOCK STATISTICS

## INTRODUCTION

### GENERAL

Volume V of the Reports on Housing consists of a separate report for each of the 209 cities which in 1940, or in a subsequent census prior to 1950, had a population of 50,000 or more. Each report presents for the city, by blocks, tabulations for a limited number of subjects obtained in the Census of Housing. The subjects in these reports are similar to those in the block statistics supplements to Volume I of the reports of the 1940 Census of Housing. The subjects in this report present the number of dwelling units classified by occupancy and tenure, condition and plumbing facilities, persons per room, color of occupants, average contract monthly rent of renter-occupied and selected vacant units, and the average value of one-dwelling-unit owner-occupied and selected vacant structures. In table 1, the statistics for these subjects are summarized for the city. Table 2 contains the statistics for census tracts. In table 3, the data are presented by blocks within census tracts. Maps identifying the location of each block and the census tract boundaries are a part of this report.

**Related reports.**—Related statistics for this city are contained in the Reports on Housing, Volume I, *General Characteristics*; and in the Reports on Population, Volume I, *Number of Inhabitants*, and Volume II, *Characteristics of the Population*.

The Reports on Housing for each State in Volume I present data on the characteristics of dwelling units for the State by residence (urban, rural nonfarm, and rural farm), for standard metropolitan areas, urbanized areas, counties, for urban places, places of 1,000 to 2,500 inhabitants, and rural-nonfarm and rural-farm dwelling units for each county. Each report includes the following subjects: occupancy, tenure, race of occupants, type of structure, year built, condition and plumbing facilities, water supply, toilet and bathing facilities, number of rooms, number of persons, persons per room, electric lighting, heating equipment, heating and cooking fuels, refrigeration equipment, kitchen sink, radio, television, and, for nonfarm units, the contract monthly rent, gross monthly rent, and value of one-dwelling-unit structures.

Volume I of the Reports on Population shows the 1950 population of each county and of each minor civil division within the county. It also contains figures for each incorporated place, for each unincorporated place with 1,000 or more inhabitants, and for incorporated places of 5,000 or more by wards. A special series of tables presents data for each urbanized area giving the incorporated places and portions of minor civil divisions within it.

Volume II of the 1950 Population Reports contains statistics on the general characteristics of the population. Chapter A of this volume repeats the figures on number of inhabitants as shown in Volume I; Chapter B presents demographic, economic, and social characteristics of the population; and Chapter C gives more detailed cross-classifications for States and large cities and standard metropolitan areas.

**Census tracts.**—Census tracts are small areas into which certain large cities have been subdivided for statistical and local administrative purposes. In most cases the tracts are permanently established, so that comparison may be made from census to census. The boundaries of tracts are established so as to include approximately equal numbers of inhabitants or equal areas; and each tract is designed to represent an area that is fairly

homogeneous in population characteristics. Although the tracted areas of some cities extend into the suburbs, the data shown in this report are restricted to the tracts within the corporate limits of the city.

**Use of data.**—The tabulation of housing characteristics for areas as small as city blocks provides descriptive material of considerable value for technical studies of housing in the city. The statistics will be useful in compiling totals for special types of areas that may be defined to meet the requirements of individual investigators. Users of the data should bear in mind that in practically all cases the data for a given block represent the work of only one enumerator. Consequently, housing characteristics for blocks are subject to a wider margin of error than is to be expected in the figures for tracts or wards which represent returns made by a number of enumerators. Misinterpretation of instructions by one enumerator may cause a significant bias in the statistics for a block even though it may have a negligible effect upon the figures for larger areas. In particular, the enumeration of "condition" depended to a considerable extent upon the judgment of the individual enumerator. Also, failure to indicate the correct block number for a significant number of dwelling units may introduce errors into the block data.

**Comparability with 1940 Housing Census data.**—In the 1940 Census of Housing, reports entitled "Block Statistics" were issued as supplements to the first series of Housing bulletins. These supplements consisted of separate reports for each of the 191 cities which had 50,000 inhabitants or more in 1930.

In the 1950 reports, the block numbers used are different, in most cases, from those used in the 1940 reports. Therefore, to compare 1940 and 1950 data for a given block, it is necessary to locate the block on the maps to obtain the corresponding 1940 and 1950 block numbers.

The subjects in both the 1940 and 1950 reports are substantially similar. However, data on number of structures, year built, and mortgage status have been omitted from the 1950 report. Furthermore, in the 1940 reports average contract or estimated monthly rent was reported for all dwelling units while in 1950 average contract monthly rent is reported for some, and average value for other, dwelling units.

### DEFINITIONS AND EXPLANATIONS

More detailed and complete definitions are presented in Volume I of the Housing Reports.

**Dwelling unit.**—In general, a dwelling unit is a group of rooms or a single room, occupied or intended for occupancy as separate living quarters, by a family or other group of persons living together or by a person living alone.

A group of rooms, occupied or intended for occupancy as separate living quarters, is a dwelling unit if it has separate cooking equipment or a separate entrance. A single room, occupied or intended for occupancy as separate living quarters, is a dwelling unit if it has separate cooking equipment or if it constitutes the only living quarters in the structure. Also, each apartment in a regular apartment house is a dwelling unit even though it may not have separate cooking equipment. Excluded from the dwelling unit count are large rooming houses, institutions, dormitories, and transient hotels and tourists courts.

In the 1940 Census, a dwelling unit was defined as the living quarters occupied or intended for occupancy by one household.

A household consisted of a family or other group of persons living together with common housekeeping arrangements, or a person living entirely alone. However, the enumerator was not explicitly instructed to define rooms as dwelling units on the basis of cooking equipment or separate entrance.

The number of dwelling units in the 1950 Census may be regarded as comparable with the number of dwelling units in the 1940 Census. Some living quarters may have been classified as separate dwelling units in the one census and not in the other. Further, in the 1950 Census, living quarters with five or more lodgers were not tabulated as dwelling units; generally, such quarters were included in the 1940 dwelling unit count. However, the net effect of these changes is probably small.

**Occupancy and tenure.**—Dwelling units are classified by occupancy and tenure into four groups: owner-occupied; renter-occupied; vacant nonseasonal not dilapidated, for rent or sale; and other vacant and nonresident. A dwelling unit is classified as owner-occupied if it was owned wholly or in part by the head of the household or by some related member of his family living in the dwelling unit. All other occupied units are classified as renter-occupied whether or not cash rent was actually paid for living quarters. Rent-free units and living accommodations received in payment for services performed are thus included with the renter-occupied units.

A dwelling unit is considered vacant if no persons are living in it at the time of enumeration. New units not yet occupied were enumerated as vacant dwelling units if construction had proceeded to the extent that all the exterior windows and doors were installed and final usable floors were in place. The classification "Vacant nonseasonal not dilapidated, for rent or sale" is descriptive of the vacant dwelling units reported in this classification. "Other vacant and nonresident" units include all dilapidated and seasonal vacant units as well as the not dilapidated units which were not for rent or sale.

Because of changes in enumeration procedures, the counts of total vacant units in 1940 and 1950 are not strictly comparable. In 1940, vacant units were enumerated if they were habitable; units uninhabitable and beyond repair were excluded from the enumeration. In 1950, units were included regardless of condition if they were intended for occupancy as living quarters. Therefore, no comparison should be made between the data on "vacant nonseasonal not dilapidated, for rent or sale" units from the 1950 Census and data in the 1940 Census reports.

In both censuses, dwelling units occupied entirely by non-residents were included with vacant units not for rent or sale. Trailers, tents, houseboats, and railroad cars which were vacant were excluded from the dwelling unit inventory in both 1950 and 1940.

**Condition and plumbing facilities.**—Data on condition of a dwelling unit are shown in combination with data for selected plumbing facilities and are, therefore, limited to units for which both condition and plumbing facilities are reported. Plumbing facilities include water supply, toilet facilities, and bathing facilities.

The category "with private bath" includes those dwelling units reported with both a flush toilet and a bathtub or shower inside the structure for the exclusive use of the occupants of the unit. The category "no private bath" includes those dwelling units not having private flush toilet or not having private bathing facilities. The "no running water" category includes units with only piped running water outside the structure or with only other sources such as a hand pump.

A dwelling unit is "dilapidated" when it is run-down or neglected, or is of inadequate original construction, so that it does not provide adequate shelter or protection against the elements or it endangers the safety of the occupants.

**Persons per room.**—The number of persons per room has been computed for each occupied dwelling unit by dividing the number

of persons in the dwelling unit by the number of rooms in the dwelling unit. All persons enumerated in the Population Census as members of the household (including lodgers, servants, and other nonrelated persons) are counted in determining the number of persons that occupy the dwelling unit. The number of rooms in the dwelling unit includes all rooms available for living quarters throughout the year. Not counted as rooms are bathrooms, closets, pantries, halls, screened porches, and unfinished rooms in the basement and attic.

**Color of occupants.**—Occupied dwelling units are classified by color of head of household according to the definition used in the 1950 Census of Population. The group designated as "non-white" consists of Negroes, Indians, Japanese, Chinese, and other nonwhite races. Persons who are not definitely Indian or of other nonwhite race are classified as white.

**Contract monthly rent.**—Contract monthly rent is the rent, at the time of enumeration, contracted for by the renter regardless of whether it includes furniture, heating fuel, electricity, cooking fuel, water, or personal services.

Monthly rent for vacant dwelling units is the amount asked for the dwelling unit at the time of enumeration. The average monthly rent relates to renter-occupied dwelling units and vacant nonseasonal not dilapidated units for rent. Dwelling units which are occupied "rent-free" are not included with the units reporting rent.

**Value of one-dwelling-unit structures.**—Average value is shown for owner-occupied dwelling units and vacant nonseasonal not dilapidated units which are for sale only. Value is shown only if the unit is in a one-dwelling-unit structure without business and if it is the only dwelling unit included in the property. The value represents the amount for which the owner estimates that the property, including such land as belongs with it, would sell under ordinary conditions and not at a forced sale. For vacant units, value is the sale price asked by the owner.

**Number reporting.**—Occupancy and tenure are reported for all dwelling units, and color of occupants is reported for all occupied units. The corresponding distributions for these subjects in table 1 are based on all dwelling units and on occupied units, respectively. For all other subjects, the distributions are based on the units for which the specific characteristics are reported, that is, the "Number reporting."

The number of dwelling units for which the enumerator obtained no report on a particular item is shown for the city totals only; however, the number "not reported" can easily be derived for each area in tables 2 and 3 by subtracting the number reporting from the total number of dwelling units (or total occupied).

**Block identification.**—A map or series of maps is included in this report showing block numbers for each block, number and letter designations for tracts, and the names of principal streets.

Blocks are identified by serial numbers, a separate series of numbers being used for each tract. Thus, the location of each block for which data are presented in table 3 may be determined by referring to the tract and block number shown on the map. Similarly, data for a specific block may be located in the table by reference to the map for identification numbers of the tract and block.

If no dwelling units are reported for a block, the block number is not listed in table 3, although it is shown on the map. Dwelling units for which the block number was not reported are indicated in the table by the symbol "NR." Detailed data are not shown for such dwelling units, nor for blocks containing fewer than three dwelling units. Average monthly rent is not shown when the monthly rent was reported for fewer than three dwelling units. Average value is not shown when the value of one-dwelling-unit properties was reported for fewer than three dwelling units. All dwelling units are included, however, in the statistics for the city and for each tract.

Table 1.—CHARACTERISTICS OF HOUSING FOR THE CITY: 1950

Subject	Number	Percent	Subject	Number	Percent
<b>OCCUPANCY AND TENURE</b>			<b>PERSONS PER ROOM</b>		
All dwelling units.....	95,512	100.0	Occupied dwelling units.....	92,663	...
Owner occupied.....	43,409	45.4	Number reporting.....	91,931	100.0
Renter occupied.....	49,254	51.6	1.50 or less.....	82,445	89.7
Vacant nonseasonal not dilapidated, for rent or sale.....	1,785	1.9	1.51 or more.....	9,426	10.3
Other vacant and nonresident.....	1,064	1.1	Not reported.....	732	...
<b>CONDITION AND PLUMBING FACILITIES</b>			<b>CONTRACT MONTHLY RENT</b>		
All dwelling units.....	95,512	...	Renter-occupied, and vacant nonseasonal not dilapidated units, for rent—Number reporting.....	47,739	...
Number reporting.....	93,842	100.0	Total contract monthly rent..... dollars..	1,312,598	...
With private bath, not dilapidated.....	57,710	61.5	Average monthly rent..... dollars..	27.50	...
No private bath, with running water, not dilapidated.....	20,727	22.1	<b>VALUE OF ONE-DWELLING-UNIT STRUCTURES</b>		
No running water or dilapidated.....	15,405	16.4	Owner-occupied, <sup>1</sup> and vacant nonseasonal not dilapidated units, for sale only—Number reporting.....	34,901	...
Condition or plumbing facilities not reported.....	1,670	...	Total value or sale price..... dollars..	234,074,000	...
No private bath or dilapidated.....	36,132	38.5	Average value..... dollars..	6,707	...
<b>COLOR OF OCCUPANTS</b>					
Occupied dwelling units.....	92,663	100.0			
White.....	59,215	63.9			
Nonwhite.....	33,448	36.1			

<sup>1</sup> Restricted to 1-dwelling-unit properties.

Table 2.—CHARACTERISTICS OF HOUSING BY CENSUS TRACTS: 1950

Census tract	All dwelling units by occupancy and tenure					All dwelling units by condition and plumbing facilities			Occupied dwelling units			Contract monthly rent <sup>1</sup>		Value <sup>2</sup> of one-dwelling-unit structures		
	Total	Owner occupied	Renter occupied	Vacant nonseasonal not dilap., for rent or sale	Other vacant and nonresident	Number reporting	No private bath or dilap.	No running water or dilap.	Total	Persons per room	Occupied by nonwhite	Number reporting	Average monthly rent (dollars)	Number reporting	Average value (dollars)	
TOTAL	95512	43409	49254	1785	1064	93842	36132	15405	92663	91931	94863	33448	47739	275.0	34901	6707
1	1081	835	219	16	11	1074	160	29	1054	1042	25	14	206	41.70	744	7.008
2	940	510	394	26	10	930	128	28	904	895	23	1	397	50.66	442	6.883
3	1486	688	780	10	8	1475	323	89	1468	1458	41	48	761	36.70	451	6.154
4	1617	1049	520	31	17	1597	506	64	1569	1562	76	211	491	32.45	874	5.844
5	2094	1066	815	192	21	2074	726	262	1881	1874	151	481	946	32.44	852	5.207
6	1180	473	689	12	6	1165	333	310	1162	1158	217	1007	679	16.84	384	2.915
7	1439	667	720	44	13	1431	1098	527	1382	1379	359	1356	702	14.89	565	2.273
8	2451	1287	1107	32	25	2376	1085	498	2394	2380	239	707	1062	23.00	976	5.093
9	2124	404	1688	22	10	2083	1471	881	2092	2081	564	1808	1665	15.76	300	3.751
10	1046	341	664	27	14	1024	295	169	1005	997	137	732	660	23.19	280	5.648
11	1847	1115	711	9	12	1795	1080	389	1826	1816	269	904	637	16.70	938	3.628
12	1954	1162	766	16	10	1927	1281	155	1928	1914	267	784	721	26.57	974	3.863
13	6531	372	268	3	8	631	314	194	640	639	88	526	255	18.87	307	5.465
14	1273	702	463	89	19	1244	581	136	1165	1165	162	1138	445	16.90	678	4.854
15	2527	1146	1306	39	34	2480	931	457	2452	2412	148	365	1263	30.43	774	6.244
16	3174	1307	1740	56	39	3103	812	228	3047	3023	129	319	1681	37.77	945	8.462
17	742	201	513	3	3	704	401	160	714	710	114	273	495	16.93	144	4.552
18	1948	880	992	42	17	1915	1004	375	1872	1868	190	821	980	25.71	616	4.538
19	1364	948	362	19	14	1304	313	71	1310	1294	63	334	340	30.05	812	6.440
20	900	634	262	30	5	898	129	21	886	884	10	41	235	37.47	553	8.375
21	1307	1065	209	21	12	1295	87	9	1274	1270	11	4	193	42.55	941	7.802
22	982	728	231	9	14	953	304	124	959	949	53	137	197	31.62	603	6.669
23	1654	1130	481	15	28	1624	459	264	1611	1596	90	252	446	28.30	941	8.947
24	1611	463	1121	15	12	1584	1172	669	1584	1573	321	1084	1095	16.73	352	4.690
25	680	203	467	7	3	671	408	210	670	665	149	313	459	15.84	167	2.708
26	1539	90	1414	7	7	1501	972	421	1504	1495	326	1013	1406	17.58	59	6.227
27	1078	16	1043	12	23	1052	271	161	1059	1033	74	60	1009	29.66	2	...
28	2673	183	2421	8	64	2609	2279	1470	2604	2578	721	2393	2369	15.14	114	5.300
29	2195	593	1580	17	15	2175	919	244	2173	2169	295	2092	1561	18.75	501	5.513
30	3242	1512	1677	38	15	3217	232	32	3189	3174	28	49	1638	34.73	1234	9.712
31	1704	1087	581	22	14	1684	216	5	1668	1658	15	3	553	38.66	805	8.774
32	2143	594	1532	11	6	2050	1480	513	2126	2108	504	1710	1496	15.46	465	4.566
33	2094	801	1268	11	14	2047	1371	618	2069	2053	444	1412	1216	16.13	623	3.502
34	2046	1121	897	16	12	2004	613	199	2018	2000	127	197	868	28.02	883	6.880
35	1222	871	340	5	6	1202	375	80	1211	1204	83	140	300	22.32	732	4.957
36	1271	998	189	72	12	1261	91	34	1187	1180	20	106	176	45.60	948	9.915
37	1551	1114	352	74	11	1533	160	7	1466	1448	17	5	373	42.56	923	8.669
38	3156	2349	612	146	49	3125	381	115	2961	2949	82	231	582	41.39	2119	7.438
39	988	454	520	9	5	977	352	162	974	960	69	422	503	33.35	344	5.545
40	3450	1795	1575	46	34	3416	792	149	3370	3340	77	74	1479	42.16	1273	7.328
41	1274	361	886	12	15	1254	591	352	1247	1239	220	718	869	25.47	267	7.494
42	1217	649	557	3	8	1182	784	315	1206	1187	194	1117	534	15.06	562	4.162
43	1267	102	1148	11	6	1250	1049	623	1250	1229	360	1121	1135	15.69	666	4.800
44	1193	85	1089	6	13	1160	944	336	1174	1152	270	969	1066	18.49	53	6.896
45	1645	41	1583	4	17	1603	992	363	1624	1612	299	1495	1559	18.58	21	6.285
46	775	53	711	6	5	752	673	248	764	754	191	733	300	15.97	36	5.358
47	4100	1726	2206	91	77	4038	381	180	3932	3903	85	278	2070	50.83	1272	12.253
48	2188	663	1404	50	71	2144	211	100	2067	2042	64	159	1349	48.68	405	15.336
49	3735	815	2740	37	83	3652	941	379	3555	3523	212	263	2716	40.58	447	7.975
50	1549	743	759	92	15	1530	202	58	1502	1489	48	62	725	39.75	547	9.479

<sup>1</sup> For renter-occupied dwelling units and vacant nonseasonal not dilapidated units, for rent.  
<sup>2</sup> For owner-occupied dwelling units and vacant nonseasonal not dilapidated units, for sale only.

## HOUSING—BLOCK STATISTICS

Table 2.—CHARACTERISTICS OF HOUSING BY CENSUS TRACTS: 1950—Con.

Census tract	All dwelling units by occupancy and tenure					All dwelling units by condition and plumbing facilities			Occupied dwelling units				Contract monthly rent <sup>1</sup>		Value <sup>2</sup> of one-dwelling-unit structures	
	Total	Owner occupied	Renter occupied	Vacant non-seasonal not dilap., for rent or sale	Other vacant and non-resident	Number reporting	No private bath or dilap.	No running water or dilap.	Total	Persons per room		Occupied by non-white	Number reporting	Average monthly rent (dollars)	Number reporting	Average value (dollars)
										Number reporting	1.51 or more					
51	865	552	287	22	4	840	312	81	839	831	83	752	284	24.48	512	5.412
52	1135	811	291	25	8	1127	281	135	1102	1098	47	264	253	35.79	715	6.276
53	894	684	161	27	22	875	185	115	845	830	50	170	117	38.75	598	8.948
54	876	423	427	9	17	869	50	11	850	849	29	1	412	25.79	402	6.841
55	1310	753	531	13	13	1264	948	601	1284	1279	206	712	476	14.81	621	3.023
56	495	333	96	60	6	490	141	103	429	426	31	37	78	17.01	315	7.832
57	2625	1657	897	37	34	2587	1384	846	2554	2523	319	1029	844	18.26	1416	4.319
58	15	9	2		4	15	2		11	11		1	1		8	8.625

<sup>1</sup>For renter—occupied dwelling units and vacant nonseasonal not dilapidated units, for rent.<sup>2</sup>For owner—occupied dwelling units and vacant nonseasonal not dilapidated units, for sale only.

Table 3.—CHARACTERISTICS OF HOUSING FOR CENSUS TRACTS, BY BLOCKS: 1950

[Detailed statistics not shown for blocks containing fewer than 3 dwelling units, nor for dwelling units not allocated by blocks (designated by NR)]

Census tract	Block	All dwelling units by occupancy and tenure					All dwelling units by condition and plumbing facilities			Occupied dwelling units			Contract monthly rent <sup>1</sup>		Value <sup>2</sup> of one-dwelling-unit structures		
		Total	Owner occupied	Renter occupied	Vacant non-seasonal not dilap., for rent or sale	Other vacant and non-resident	Number reporting	No private bath or dilap.	No running water or dilap.	Total	Persons per room		Occupied by non-white	Number reporting	Average monthly rent (dollars)	Number reporting	Average value (dollars)
											Number reporting	1.51 or more					
1	1	3	3			3			3	3					3	6,500	
	2	14	11	2	1	14	1		13	13	1		1		11	6,409	
	6	14	13	1		14			14	14			1		13	6,423	
	7	19	15	4		19	4	1	19	19	1		4	3,625	12	6,200	
	8	37	34	3		37	5	3	37	36	2		3	3,933	30	6,283	
	9	10	9	1		10	1		10	9			1		9	4,977	
	10	30	26	4		29	2	2	30	29			3	3,000	25	6,588	
	11	5	3	2		5			5	5	1		2		3	5,500	
	12	11	10	1		11			11	11					10	6,900	
	13	25	21	4		25	2		25	25			4	65.00	19	6,873	
	14	29	25	2		29		2	27	27			1		24	6,425	
	15	22	18	3		22	4		21	21	1		3	31.66	16	7,200	
	16	24	16	6	1	24	4	4	22	22			5	3,740	17	6,823	
	17	16	15	1		15			16	15					15	7,186	
	18	18	13	5		18	4		18	18	1		5	3,520	12	6,408	
	19	18	15	3		18	2		18	18			2		13	6,776	
	20	19	14	5		19			19	19			5	51.00	11	7,200	
	21	17	10	6	1	17			16	16			6	51.66	8	6,812	
	22	16	10	5		16	2		15	15			4	61.25	8	8,562	
	23	23	14	8	1	23	8	6	22	22			8	28.87	12	8,175	
	24	17	14	3		17	2		17	17			3	46.66	11	7,390	
	25	21	17	4		21			21	21			4	65.75	16	7,731	
	26	20	17	3		20	4		20	20			3	32.66	14	7,414	
	27	25	23	2		25	2		25	25			2		21	7,409	
	28	26	21	5		26	6	2	26	26			5	2,740	19	7,073	
	29	29	22	5	2	29	6		27	27			4	26.25	21	6,666	
	31	21	19	2		20			21	20			2		17	7,058	
	32	21	21			21			21	21					20	7,385	
	33	20	14	6		20			20	20	1				14	8,050	
	34	47	33	12	1	47	6	1	45	45			12	35.91	27	7,518	
	35	54	44	10		53	11	1	54	53	2		9	39.77	37	7,524	
	36	27	24	3	2	27			24	24			1		26	8,365	
	37	57	40	14	2	56	9		54	54	3		16	5,718	37	7,837	
	38	47	39	7	1	46	11		46	44			5	31.60	32	6,540	
	39	20	17	3		20			20	20			3	49.66	16	5,256	
	40	13	10	3		13	1		13	12	1		3	34.33	10	5,650	
	41	1															
	42	10	8	2		10	1		10	10			1		8	6,850	
	43	66	40	20	3	66	8		60	60	2		22	48.04	32	8,512	
	44	19	12	7	3	19	4		19	19			7	38.28	8	8,950	
	45	36	23	13	1	36	15		36	36	1		13	41.15	15	7,286	
	46	40	24	15	1	40	6		39	39	1		15	33.86	20	8,145	
	47	18	10	8		18	6	1	18	18	1		7	39.71	8	6,812	
	48	3	1	2		3	1		3	3	1		1				
	49	18	17	1		18	2		18	18			1				
	50	2													16	7,218	
	51	11	9	2		10	6	3	11	10	1		2		8	2,412	
	52	8	8			8	6	2	8	8	1		1		7	2,185	
	53	8	7	1		8	4	1	8	7	1		1		7	4,571	
	54	6	5	1		6	2	1	6	5	1		1		5	5,140	
	2	1	147	117	19	11	145	19	10	136	136	5	1	20	40.65	117	6,484
		4	9	6	3		9			9	9			3	41.33	5	7,800
		5	5	3	2		5	1		5	5			2		3	10,000
		6	3	1	2		3			3	3			2			
		7	7	6	1		7	1	1	7	7			1		6	5,833
		8	14	10	3		14	3		11	11			2		10	7,650
		9	20	17	3		20			20	20			3	43.33	14	6,428
		10	22	17	3	1	22	5	1	20	20			3	34.33	14	6,857
		11	31	26	4	1	31	2		30	30			4	32.00	25	7,436
		12	32	25	6		32	4	2	31	31	1		6	38.00	21	6,509
		13	11	9	2		10	1	1	11	11			1		8	6,375
14		14	11	3		14			14	14	1		2		10	7,000	
17		6	2	4		6			6	6			4	55.00	2		
18		17	6	11		16	2		17	17			10	51.70	5	7,260	
19		19	10	9		19	3		19	19			9	45.00	9	7,888	
20		22	18	4		22	3	1	22	22			4	42.00	16	7,312	
21		23	15	8		23	1		23	23	1		7	46.71	10	6,250	
22		44	39	5		44	4	1	44	43	1		5	58.00	37	7,556	
23		22	16	19	7	22	10	1	21	21	4		20	62.15	9	6,911	
24		7	5	1		7	1	1	6	6			5		5	7,100	
25		14	14			14			14	13					13	7,607	
28		16	11	5		16	7		16	13	2		11	33.45	10	7,300	
29		31	10	21	1	30	8	1	31	31	1		21	30.19	5	8,100	
30		15	7	8		15	6		15	15			8	29.62	4	7,125	
31		19	8	11		19	3		19	18			11	33.09	6	7,133	
32		19	10	8		19	5	1	18	17			8	40.62	8	10,750	
33	3	3			3			3	3					3	5,333		
34	26	12	14		26	11	1	26	26	1		14	31.64	7	6,014		
35	37	19	18	3	37	4	1	32	32			16	34.43	16	8,150		
36	10	8	2		10		1	10	9	1		1		6	4,200		
35	34	22	9		31	15	5	31	27	4		8	35.62	19	5,368		
38	8	4	4		8	4		8	8			3	42.33	3	5,833		
39	9	4	5		9	2		9	4	1				4	3,375		
42	4	7	2		4	2		4	4					6	5,916		
46	8	7	1		8			8	8			2		6	7,083		

<sup>1</sup>For renter - occupied dwelling units and vacant nonseasonal not dilapidated units, for rent.  
<sup>2</sup>For owner - occupied dwelling units and vacant nonseasonal not dilapidated units, for sale only.



## HOUSING—BLOCK STATISTICS

Table 3.—CHARACTERISTICS OF HOUSING FOR CENSUS TRACTS, BY BLOCKS: 1950—Con.

Census tract	Block	All dwelling units by occupancy and tenure					All dwelling units by condition and plumbing facilities			Occupied dwelling units			Contract monthly rent <sup>1</sup>		Value <sup>2</sup> of one-dwelling-unit structures		
		Total	Owner occupied	Renter occupied	Vacant non-seasonal not dilap., for rent or sale	Other vacant and non-resident	Number reporting	No private bath or dilap.	No running water or dilap.	Total	Persons per room		Number reporting	Average monthly rent (dollars)	Number reporting	Average value (dollars)	
											Number reporting	1.51 or more					Occupied by non-white
3	5	203		201	1	1	203		201	201		202	37.48				
	6	133		132	1		132		132	132	1	133	41.39	3	4666		
	7	7	6	1	1		7	1	7	7		1					
	8	2															
	10	90	75	13	2		89	51	4	88	86	5	14	46.07	17	5988	
	11	10	8	2			10	1	1	10	10		2		8	4800	
	12	5	5				5			5	5				5	6420	
	13	30	17	13			30	6	2	30	30		13	42.46	12	6958	
	14	22	16	6			22	1	1	22	22		6	37.66	15	6466	
	15	16	11	5			16	4		16	16	1	5	36.80	10	6400	
	16	15	12	3			15	2		15	15		3	36.66	9	5444	
	17	11	8	3			11	3	1	11	11		3	37.56	7	7857	
	18	22	11	11			22	5	1	22	22	4	10	14.10	4	5250	
	19	38	28	10			38	2	1	38	38		10	42.60	24	6758	
	20	5	5				5			5	5				5	7700	
	21	4	4				4			4	4				4	8500	
	22	22	15	7			21	1		22	21		6	34.83	9	7165	
	23	63	32	30		1	63	25	23	62	62	3	22	19.58	26	4634	
	24	23	14	9			23	9		23	23		8	36.75	10	5950	
	25	28	17	11			28	3		28	28		10	30.70	14	6035	
	26	40	23	17			40	5		40	40	1	17	35.29	17	6635	
	27	9	9				9			9	9				6	6583	
	28	22	15	7			22	4		22	22		7	31.71	10	6050	
	29	30	16	14			30	3	3	30	30		14	35.00	10	6750	
	30	1											2				
	31	10	4	6			10	5	3	10	10		6	28.83	3	4500	
	32	19	9	10			19	7	3	19	19	1	8	30.37	5	4680	
	33	76	46	28	1	1	74	10	3	74	74		28	34.46	32	7015	
	34	29	18	10			29	10		28	28	2	8	31.50	11	6672	
	35	18	16	2			18			18	18		2		15	6620	
	36	31	18	12		1	31	6		30	30		12	39.00	15	5700	
	37	25	13	12			24	5	3	25	24	1	11	34.36	10	5360	
	38	51	30	19	2		51	12		49	48	2	21	42.09	24	5116	
	39	42	21	21			42	14		42	42	2	20	28.25	11	5409	
	40	34	20	14			34	10		34	34		12	40.25	11	7318	
41	24	14	10			24	5	1	24	24	1	8	28.87	11	6681		
42	16	3	13			16	8	4	16	16		12	37.41	1			
43	38	20	17	1		38	12		37	37	2	15	35.46	15	6246		
44	42	19	22	1		42	20	5	41	41	5	22	33.59	7	6714		
45	40	19	20		1	38	15	8	39	35	2	18	45.38	12	5433		
46	52	29	23			52	12		52	52	2	22	41.50	18	5944		
47	4	4				4	3		4	4		4	32.75				
48	6	1	5			5	5		5	6	3	4	22.50				
49	3	2	1			3	1		3	3	1			1			
50	5	2	3			5	3		5	5		3	34.33	2			
51	29	16	12	1		28	13	5	28	28		12	35.58	11	5181		
52	9	3	5		1	8	6		8	8	1	5	38.60	2			
55	32	16	15		1	32	14	3	31	31	1	14	37.64	7	6500		
4	1	148	106	40		2	145	53	17	146	146	14	32	37	31.13	95	5401
	2	15	14	1			15			15	15		1	1	13	7923	
	3	15	14	1			14			15	15		1	1	14	8024	
	4	6	5		1		5			5	5		6		6	7183	
	5	11	8	2	1		11	2		10	10		2		9	11500	
	6	14	13	1			14			14	14		1		13	7730	
	8	19	5	12	2		19			17	17		13	48.07	6	6366	
	9	15	13	1		1	15			14	14		1		13	8730	
	10	21	19	2			21			21	21		2		19	5426	
	11	22	19	3			22	6		22	22		1		15	5266	
	12	22	20	2			21	4		22	22		2		18	6361	
	13	24	15	8		1	24	5		23	23		7	30.00	11	5163	
	14	46	32	13		1	46	29	7	45	45	4	29	21.00	26	3992	
	15	12	11	1			12	11		12	12		1		10	2640	
	16	13	12	1			12	12		12	13		1		11	3009	
	17	1															
	18	13	11	2			13	12	4	13	13	1	13		10	2750	
	19	132	99	29		4	130	53	8	128	126	10	34	21.00	81	6187	
	20	9	7	2			9	9	2	9	9		1		6	2100	
	21	18	10	8			18	16	2	18	18		5	13.00	10	2500	
	22	113	60	52	1		113	48	18	112	112	13	34	20.92	47	6102	
	23	16	6	7			16	5		16	16		1	40.50	9	5944	
	24	11	4	3	1		11	4		10	10		4	39.50	6	5183	
	25	4	2	2			4	2		4	4		1		1		
	26	30	14	16			30	19	1	30	30		1		1		
	27	20	14	6			20	14		20	20		1		5	6209	
	28	21	14	7			21	16		20	20		1		12	5625	
	29	31	22	9			31	21		31	31		7	32.14	10	4750	
	30	24	12	11			23	13		23	23		11	33.36	17	5823	
	31	11	10	1			11	9	1	11	11	3	11	17.36	19	5966	
	33	12	11	1			12			12	12		1		10	2650	
34	18	12	5			18	18	2	17	17		1		11	6618		
35	15	10	5		1	15	8		15	14		5	40.20	9	5555		
36	7	4	3			7	3		7	7		3	42.00	6	6833		
37	12	3	8	1		12	5		11	11		9	33.33	3	6433		
38	16	10	6			15	8		16	15		6	28.44	1			
41	7	5	2			7	7	4	7	7	1	6	23.00	6	3500		
												2		4	5500		

<sup>1</sup>For renter - occupied dwelling units and vacant nonseasonal not dilapidated units, for rent.<sup>2</sup>For owner - occupied dwelling units and vacant nonseasonal not dilapidated units, for sale only.

Table 3.—CHARACTERISTICS OF HOUSING FOR CENSUS TRACTS, BY BLOCKS: 1950—Con.

Census tract	Block	All dwelling units by occupancy and tenure					All dwelling units by condition and plumbing facilities			Occupied dwelling units			Contract monthly rent <sup>1</sup>		Value <sup>2</sup> of one-dwelling-unit structures		
		Total	Owner occupied	Renter occupied	Vacant non-seasonal not dilap., for rent or sale	Other vacant and non-resident	Number reporting	No private bath or dilap.	No running water or dilap.	Total	Persons per room		Occupied by non-white	Number reporting	Average monthly rent (dollars)	Number reporting	Average value (dollars)
											Number reporting	1.51 or more					
4	42	2															
	43	1															
	44	3															
	45	24	17	7		3		1	3	3					3	5,666	
	46	59	38	19	2	24	12		57	57	1		20	3,642	14	5,821	
	47	2													27	6,044	
	48	3															
	49	21	15	6		3			21	21			4	3,700	11	7,000	
	50	2															
	51	28	20	7		28	9		27	27			6	3,333	14	5,964	
	52	17	10	7		17	3		17	17			7	3,671	6	6,833	
	53	28	15	13		28	12	2	28	27			11	3,454	7	5,714	
	54	17	14	3		17	2	1	17	17			3	4,500	12	6,308	
	55	27	13	6	8	27	8	1	19	19	2		6	3,283	17	6,435	
	56	6	3	3		6	6		6	6			1		2		
	57	13	6	7		13	2		13	13			6	3,716	4	6,375	
	58	27	19	7	1	27	5		26	26			5	3,880	19	6,478	
	59	19	10	9		19	7		19	19			7	3,557	6	6,250	
	60	9	3	6		9	5	1	9	9		1	12	4,120	2		
	61	27	13	14		26	9	1	27	27		1	12	2,508	9	5,922	
	62	3	2	1		3	1		3	3			1		2		
	63	26	22	4		26	1		26	26			2		20	5,385	
	64	24	19	5		24	3		24	24		1	4	3,550	17	5,741	
	66	14	5	7		14	9	4	12	12		1	7	1,900	5	6,100	
	67	71	11	50	8	71	4		61	61	2		57	4,903	10	6,300	
	68	36	20	12	4	36	11		32	32	1		13	4,230	17	6,311	
	69	12	9	3		12	1		12	12			3	3,633	3	6,144	
	70	49	24	25		48	8		49	49		2	25	3,544	17	6,205	
	71	11	8	2	1	10	4		10	10		1	5	3,812	8	5,812	
	72	27	20	7		27	10		27	27			5	2,660	13	6,230	
	73	7	4	3		7	5	1	7	7			3	3,266	1		
	74	5	2	3		5	3		5	5			1		1		
	75	4	1	3		4	4		4	4			3	3,266			
	76	9	5	4		9	6		9	9			3	2,500	2		
	77	24	19	3	1	23	6		22	21			3	3,666	16	6,031	
	78	8	7	1		7	1		8	8			1		6	5,216	
	79	6	2	4		6	2	2	6	5			4	1,375	2		
5	1	334	122	35	174	3	330	40	3	157	154	13	15	202	4528	111	5,535
	3	29	23	6		29	5		29	29			6	2,883	21	6,747	
	4	16	13	2	1	16			15	15			3		13	7,023	
	5	29	25	4		29	6		29	28			3	3,266	23	6,669	
	6	34	31	2	1	34	2	2	33	33			3		31	6,809	
	7	25	19	5	1	25	3		24	24			6	2,800	17	6,394	
	8	22	18	4		22	4		22	22			3	4,266	16	6,781	
	9	67	18	49		66	4	1	67	67	1		49	4,434	15	6,926	
	10	24	16	6	2	24	6	1	24	22			5	2,760	16	6,112	
	11	19	12	6	1	19	7		18	18		4	7	3,857	8	4,850	
	12	18	10	7	1	18	2		17	17			6	2,666	7	5,957	
	13	1															
	14	1															
	18	11	3	8		10	3		11	10		1	6	2,050	1		
	19	20	9	10		19	9		19	19			10	2,110	7	5,071	
	20	20	14	6	1	20	8	5	20	20		4	6	3,116	10	4,570	
	21	17	8	8		17	7	1	16	16		1	9	2,433	4	5,175	
	22	14	11	3	1	14	3	1	14	14			3	3,833	9	7,055	
	23	11	9	2		11	1		11	11		1	2		9	6,611	
	24	14	10	4		14	6		14	14			4	4,500	6	5,583	
	25	33	19	14		33	8		33	32			14	3,650	12	5,083	
	26	43	29	11	3	43	14		40	40		5	11	3,709	25	5,404	
	27	20	16	2		20	4	2	18	18			2		15	5,453	
	28	187	60	125	1	187	71		185	185	19	75	119	3,570	48	4,089	
	29	24	13	11		24	15		24	24			11	2,227	9	4,688	
	30	19	4	15		18	16	12	19	19		19	15	1,453	4	1,925	
	31	3	3			3	3		3	3			1		3	3,333	
	32	16	8	8		16	5		16	16		1	8	2,375	7	4,214	
	33	17	13	4		17	6		17	17			4	1,700	9	5,200	
	34	19	8	11		19	7	1	19	19		2	10	2,290	6	3,900	
	36	2															
	37	28	18	10		27	5	1	28	28		2	8	2,000	13	4,769	
	38	38	21	16	1	36	17	3	37	37		1	15	2,980	15	4,333	
	39	13	5	7		13	6		12	12			7	1,528	5	4,300	
	40	20	16	4		20	10		20	20			4	1,775	14	4,228	
	41	23	14	9		23	9		23	23			8	8,75	12	3,275	
	42	31	9	22		31	25	11	31	31		6	22	1,313	7	2,442	
	43	7	4	3		6	3		7	7			3	1,500	4	4,625	
	44	14	10	4		14	7		14	14			3	1,533	9	2,800	
	45	22	13	9		22	18	13	22	22		8	8	1,462	12	2,233	
	46	49	33	15	1	49	16		48	48		1	14	3,878	23	5,660	
	47	5	4	1		5	5		5	5			1		4	6,250	
	48	26	15	10		26	2		25	25			8	2,725	14	5,385	
	49	22	11	11		22	8		22	22			9	2,955	9	5,900	
	50	7	6	1		7	7		7	7			1		6	6,416	
	51	36	21	13	1	36	12	2	34	33			14	5,928	13	5,930	
	52	22	15	7		22	7		22	22			6	4,850	11	6,181	
	53	10	2	8		10	4		10	10			7	2,857			

<sup>1</sup>For renter - occupied dwelling units and vacant nonseasonal not dilapidated units, for rent.  
<sup>2</sup>For owner - occupied dwelling units and vacant nonseasonal not dilapidated units, for sale only.

HOUSING—BLOCK STATISTICS

Table 3.—CHARACTERISTICS OF HOUSING FOR CENSUS TRACTS, BY BLOCKS: 1950—Con.

Census tract	Block	All dwelling units by occupancy and tenure					All dwelling units by condition and plumbing facilities			Occupied dwelling units			Contract monthly rent <sup>1</sup>		Value <sup>2</sup> of one-dwelling-unit structures		
		Total	Owner occupied	Renter occupied	Vacant non-seasonal not dilap., for rent or sale	Other vacant and non-resident	Number reporting	No private bath or dilap.	No running water or dilap.	Total	Persons per room		Occupied by non-white	Number reporting	Average monthly rent (dollars)	Number reporting	Average value (dollars)
											Number reporting	1.51 or more					
5	54	22	11	11		22	18	12	22	22	3	22	10	10.00	9	2888	
	55	56	19	36		55	46	36	55	55	14	54	32	12.43	12	2900	
	56	52	25	27		52	40	36	52	52	12	51	26	11.65	19	3921	
	57	48	25	22		46	27	24	47	47	6	28	19	16.26	20	2815	
	58	39	27	11	1	38	12	1	38	38	3	2	11	31.54	24	5500	
	61	12	3	9		12	9		12	12	3	12	9	11.11	2		
	62	42	12	30		42	39	35	42	42	13	40	29	14.89	8	3000	
	63	38	29	7		36	24	17	36	36	4	31	6	14.66	24	3395	
	64	5	3	2		5	5		5	5			2		3	6333	
	65	63	31	31		62	17		62	62	3		31	39.77	26	4638	
	66	46	30	16		46	6		46	46	1		16	37.50	23	6004	
	67	28	19	9		27	12	1	28	28			8	35.12	12	5483	
	68	46	19	25		46	22		44	44	2		25	36.20	8	6500	
	69	23	10	11		23	8		21	21			11	33.45	4	9500	
	70	21	11	9		21	7		20	20			9	30.77	6	5750	
	71	22	13	9		22	6	1	22	22	2		8	31.25	8	6000	
	72	8	2	6		8	2	2	8	8			6	15.00	1		
	73	15	5		1	15	8		14	14			10	33.10	2		
	74	26	9	16	1	26	10	2	25	25	1	2	17	33.05	5	5800	
	6	2	8	5	3		8	7		8	8	3	8	2		5	3260
		3	2				2			2							
		4	17	9	8		17	11	1	17	17	1	17	7	12.85	8	1875
		5	17	4	12	1	16	15		16	16	2	16	12	9.33	3	4666
		7	58	8	49		58	51		57	57	3	49	49	12.12	8	3687
		8	181	28	148	5	177	49	15	176	176	3	159	152	28.17	20	3105
		9	25	16	9		25	21		25	25	6	25	15	12.26	6	3083
		10	28	13	15		28	18	1	28	28	1	28	15	12.73	12	2650
12		10	5	5		10	10	4	10	10	2	10	10	12.80	5	1860	
13		17	9	8		17	14		17	17	5	17	8	15.62	8	2587	
14		54	27	27		54	42	4	54	54	16	54	27	11.07	22	3077	
15		25	9	16		25	23	3	25	25	5	25	15	11.86	7	2842	
16		19	17	2		19	18	4	19	19	3	19	2	22.06	16	2206	
17		9	7	2		9	8		9	9	3	9	9	22.50	6	2250	
18		16	7	9		16	10		16	16	2	8	8	14.55	7	2185	
19		12	1	9	1	11	9		10	9			8	13.87	1		
21		74	30	44		73	68	5	74	74	21	74	43	9.58	25	1648	
23		29	12	17		29	23		29	29	6	29	17	11.29	11	2163	
24		22	19	3		22	21	5	22	22	8	22	3	28.66	17	1788	
25		29	3	26		29	27	3	29	29	9	29	26	11.00	3	5000	
26		8	2	6		8	8	2	8	8	1	8	6	8.33			
27		2				2			2								
28		5	4	1		5	4		5	5	1	5	1		3	3000	
29		22	17	5		22	16	4	22	22	8	22	5	10.40	16	1962	
30		9	5	4		9	9		9	9	1	9	4	13.25	1		
31		28	14	14		28	22	5	28	28	5	28	13	13.30	11	2954	
32		36	18	17	1	36	20		35	35	4	32	15	24.00	9	2922	
33		33	21	11	1	33	19		32	32	2	32	10	14.80	20	2130	
34		29	13	16		29	22	2	29	29	4	29	16	10.68	13	1507	
35		23	1	22		22	22	2	23	23	7	23	22	6.54	1		
36		27	14	13		27	18	8	27	27	4	24	13	10.07	12	4958	
37		32	15	16	1	32	25	6	31	31	3	31	16	13.75	12	4458	
38	32	17	15		32	17	14	32	32	5	30	14	11.57	14	4607		
39	32	19	13		32	21	7	32	32	8	32	12	13.08	18	3722		
40	15	6	9		15	12	5	15	15	2	15	6	10.50	6	3466		
41	11	6	5		11	8	2	11	11	1	11	5	17.60	6	4200		
42	37	18	18		36	26	8	36	36	3	36	18	13.94	12	3858		
43	28	15	11		28	22	14	26	24	1	18	11	18.45	13	2476		
44	26	10	16		26	9	15	26	26	4	17	15	13.73	6	2333		
45	9	3	6		9	9		9	9	1	2	6	25.33	2			
46	25	9	16		25	16	11	25	25	2		16	21.75	6	5250		
47	25	9	16		24	20	16	25	25			14	19.85	6	3500		
48	12	6	6		12	9	8	12	12			6	34.16	4	3175		
49	16	4	12		16	16	14	16	15	3	3	12	20.91	2			
50	6	1	4		6	5	5	6	5	1		3	30.33				
7	1	122	76	46		121	110	90	122	122	31	121	40	11.92	66	1754	
	2	32	19	13		32	31	18	32	32	10	31	12	11.66	13	2692	
	3	34	15	19		34	32	17	34	34	8	34	18	9.50	15	3166	
	4	19	3	16		19	19	15	19	19	6	18	16	9.00	3	2466	
	5	24	2	21		24	23	4	23	23	9	23	22	10.68	1		
	6	253	80	131	36	251	88	9	211	210	54	211	139	23.23	35	2837	
	13	27	6	27		27	27	27	27	27	5	27	26	6.00			
	14	16	6	10		16	16	3	16	16	3	16	9	11.44	3	2333	
	15	16	7	9		16	16	2	16	16	5	16	9	14.22	6	2666	
	16	12	4	8		12	10	1	12	12	5	12	8	16.50	4	2750	
	17	10	6	4		10	6	2	10	10		10	4	8.00	6	4000	
	18	39	30	9		39	26	21	39	39	7	39	9	13.88	29	2044	
	20	26	14	12		26	23	17	26	26	6	26	12	10.66	12	2066	
	22	12	8	4		12	12	8	12	12	3	12	4	11.50	7	1514	
	23	9	7	2		9	5	3	9	9	4	9	2	17.00	7	1700	
	24	12	9	3		12	10	7	12	12	5	12	3	16.66	9	1611	
	25	13	6	7		13	10	1	13	13	1	13	7	17.14	6	2483	
	26	11		11		11	11	9	11	11	4	11	11	11.54			
	26	14	8	6		14	11	1	14	14	6	14	5	19.60	7	2928	

<sup>1</sup>For renter - occupied dwelling units and vacant nonseasonal not dilapidated units, for rent.  
<sup>2</sup>For owner - occupied dwelling units and vacant nonseasonal not dilapidated units, for sale only.

Table 3.—CHARACTERISTICS OF HOUSING FOR CENSUS TRACTS, BY BLOCKS: 1950—Con.

Census tract	Block	All dwelling units by occupancy and tenure					All dwelling units by condition and plumbing facilities			Occupied dwelling units			Contract monthly rent <sup>1</sup>		Value <sup>2</sup> of one-dwelling-unit structures	
		Total	Owner occupied	Renter occupied	Vacant non-seasonal not dilap., for rent or sale	Other vacant and non-resident	Number reporting	No private bath or dilap.	No running water or dilap.	Total	Persons per room		Number reporting	Average monthly rent (dollars)	Number reporting	Average value (dollars)
											Number reporting	1.51 or more				
7	27	10	5	5		10	9	2	10	10	10	5	10.80	4	2125	
	28	6	3	3		6	5		6	6	5	3	27.66	3	2766	
	29	30	16	14		30	27	21	30	30	10	14	13.21	14	1407	
	30	36	22	14		36	29	18	36	36	7	12	12.08	20	1655	
	31	8	1	7		8	6		8	8	8	7	12.00	1		
	32	5	5	5		5	7		5	5	8	3	11.66	5	2700	
	33	10	9	3		10	10	1	10	10	10	5	20.60	4	2375	
	34	22	13	10		22	21	1	22	22	10	13	11.00	7	2000	
	35	25	15	10		25	25	4	25	25	7	8	12.37	13	2323	
	36	13	8	5		13	11	7	13	13	3	5	16.00	8	1587	
	37	29	11	15	3	28	20	6	26	26	8	18	13.72	11	3372	
	38	9	4	5		9	8	8	9	9	8	3	18.66	6	1300	
	39	5	7		1	5	5	4	4	4	4	5		5	2260	
	40	12	7	5		12	10	10	12	12	5	5	8.80	6	1816	
	41	12	6	6		12	10	10	12	12	12	6	14.83	4	2275	
	42	19	14	5		19	18	13	19	19	5	4	17.75	13	2276	
	43	8	3	5		8	7	5	8	8	8	5	14.40	3	2033	
	44	11	6	5		11	9	7	11	11	1	10	14.40	6	2133	
	45	19	10	7	2	19	12	12	17	17	4	8	20.50	9	2722	
	46	29	14	15	2	28	19	3	27	27	6	13	18.61	14	2814	
	47	25	19	5	1	25	19	1	24	24	6	5	11.40	18	2777	
	48	36	9	27		36	31	8	36	36	7	26	10.34	7	2500	
	49	28	19	9		28	25	6	28	28	3	9	14.33	17	1858	
	50	22	5	17		22	17	1	22	22	7	15	12.20	5	3260	
	51	20	10	10		20	12	1	20	20	1	10	13.70	9	2477	
	52	5	5			5	4		5	5	5	5		5	2540	
	53	21	8	13		21	19	4	21	21	7	12	12.33	7	3042	
	54	48	18	30		46	38	7	48	48	18	28	14.17	17	2647	
	55	15	10	5		15	12	1	15	15	4	5	26.20	10	2750	
	56	24	7	17		24	22	18	24	24	11	17	18.41	7	1842	
	57	22	18	4		22	21	1	22	22	5	4	16.50	17	1835	
	58	12	7	5		12	11	1	12	12	4	4	11.00	5	2760	
	59	34	24	10		34	25	20	34	34	6	9	15.00	23	1965	
	60	12	7	5		12	11	1	12	12	2	2	21.66	6	1400	
	61	9	7	2	1	9	8	8	9	9	1	2		7	1857	
	62	10	8	2		10	9	8	10	10	5	10	11.28	6	1583	
	63	15	6	8		15	15	12	14	14	9	4	19.50	6	2916	
	64	10	6	3	1	10	9		9	9	3	7		6		
	65	2				2			2	2						
	66	16		14	2	16	15	11	14	14	4	14	7.35			
	67	11	11			11	9	9	11	11	6	11	7.27			
	68	16	6	10		15	8		16	16	6	9	12.00	6	2916	
8	1	14	10	4		14	3		14	13	1	4	27.50	8	4962	
	2	47	34	11	1	46	10		45	45		12	31.50	25	7920	
	3	17	12	4	1	17	4	3	16	16	1	5	20.80	11	3272	
	4	33	14	19		33	30	27	33	33	4	17	9.47	10	1760	
	5	76	40	33	2	76	73	61	73	73	16	32	12.93	37	1797	
	6	11	8	3	1	11	10	10	11	11	2	9	9.66	8	1625	
	7	1	1			1			1	1						
	8	10	9	1		10	10	10	10	10	1	10		8	2125	
	9	11	6	2		11	8	7	11	11	3	8		6	2716	
	10	15	6	9		15	15	13	15	15	7	9	13.88	5	1120	
	11	14	11	3		14	14	10	14	14	4	3	15.66	11	1718	
	12	10	6	4		10	10	8	10	10	2	4	16.00	6	1316	
	13	16	9	7		16	15	10	16	16	3	5	18.40	8	1950	
	14	3	2	1		3	2	1	3	3	1	3		1		
	15	14	9	5		14	13	6	14	14	3	14	14.40	8	3300	
	16	23	17	6		23	22	14	23	23	6	6	17.16	14	2592	
	17	24	13	10	1	24	22	14	23	22	4	23	19.77	11	1800	
	18	9	5	4		9	8	7	9	9	1	9	16.66	3	2666	
	19	27	16	10		27	8	1	26	26	1	10	36.30	8	6487	
	20	24	14	9	1	24	8		23	23	3	9	31.44	13	8461	
	21	32	18	14		32	10	1	32	32	1	13	34.61	8	6250	
	22	17	11	5	1	17	4		16	16	6	6	35.50	7	6428	
	23	23	12	10	1	23	6		22	22	1	10	35.70	7	5857	
	24	20	12	8		20	6		20	20	2	8	32.00	8	6487	
	25	10	6	3	1	10	2	1	9	9	9	4	37.50	6	7583	
	26	2				2			2	2						
	27	16	16			15			16	15				15	6840	
	28	17	14	3		17	17		17	17				14	6771	
	29	18	15	3		18	1		18	18	1	2		14	5621	
	30	5	5			5	4	4	5	5		1		14	3740	
	31	28	17	11		27	6		28	28		11	31.72	12	6308	
	32	11	10	1		11	1		11	11		7	60.71	7	6071	
	33	5	4	1		4	1		5	5		3		3	5833	
	34	11	7	4		11	1		11	11		1	31.66	7	7428	
	35	12	10	2		12	12		12	12		2		10	7940	
	36	15	11	3	1	15	3		14	14		4	43.75	9	7666	
	37	17	11	5	1	17	5	3	16	16		6	33.33	10	5390	
	38	23	17	6		23	4		23	23	1	6	24.16	12	5791	
	39	24	13	11		24	8		24	24		10	38.50	6	7250	
	40	19	10	7	2	19	6		17	17		7	30.85	8	6437	
	41	8	3	5		8	6	2	8	8	2	5	28.00	2		

<sup>1</sup>For renter - occupied dwelling units and vacant nonseasonal not dilapidated units, for rent.  
<sup>2</sup>For owner - occupied dwelling units and vacant nonseasonal not dilapidated units, for sale only.

## HOUSING—BLOCK STATISTICS

Table 3.—CHARACTERISTICS OF HOUSING FOR CENSUS TRACTS, BY BLOCKS: 1950—Con.

Census tract	Block	All dwelling units by occupancy and tenure					All dwelling units by condition and plumbing facilities			Occupied dwelling units				Contract monthly rent <sup>1</sup>		Value <sup>2</sup> of one-dwelling-unit structures	
		Total	Owner occupied	Renter occupied	Vacant non-seasonal not dilap., for rent or sale	Other vacant and non-resident	Number reporting	No private bath or dilap.	No running water or dilap.	Total	Persons per room		Occupied by non-white	Number reporting	Average monthly rent (dollars)	Number reporting	Average value (dollars)
											Number reporting	1.51 or more					
8	46	19	7	12		19	7	1	19	19	2		11	27.63	5	4,140	
	47	19	8	11		19	6	3	19	19			11	32.36	3	3,500	
	48	18	4	14		17	4	1	18	18	1		12	34.41			
	49	17	12	5		17			17	17			5	25.20	10	11,050	
	50	20	9	11		20	5		20	20			9	27.11	3	8,833	
	51	19	9	10		19			19	19	1		9	21.22	8	5,937	
	52	16	8	7		16	1	1	15	15			7	35.00	6	7,083	
	53	16	11	5		16	6		16	16			5	32.00	3	4,166	
	54	13	8	3	1	13	4		11	11			2		5	5,600	
	55	18	12	5	1	18	6	1	17	17	1		6	34.83	10	4,800	
	56	15	10	3		15	4	1	13	13			2		8	5,312	
	57	8	7	1		8			8	8			1		7	6,614	
	58	13	10	2		13	2		12	12	1		2		9	7,200	
	59	16	13	3		16	2		16	15			3	36.66	10	6,700	
	60	8	7	1		8			8	8			1		7	6,500	
	61	11	9	2		9			11	11			2		9	6,111	
	62	13	11	2		13			13	13			2		10	7,300	
	63	17	11	6		16	8	1	17	17	1		6	30.00	8	5,687	
	64	16	14	2		16	3	1	16	14	1		2		10	5,880	
	65	22	12	7		21	6		19	19			7	33.00	9	6,722	
	66	27	13	14		27	15	3	27	27	1		14	33.92	7	6,028	
	67	18	11	7		18	4		18	18			6	28.50	9	5,666	
	68	19	7	11	1	19	12	1	18	17			11	30.63	3	7,166	
	69	21	13	7	1	21	7	1	20	20	1		7	18.28	9	5,611	
	70	15	9	6		15	2		15	15	1		6	24.33	5	5,700	
	71	8	3	4	1	8	2		7	7	1		4	24.00	3	5,666	
	72	2															
	73	19	5	14		19	9	3	19	18			13	23.00	5	6,300	
	74	19	6	11	1	19	10		17	17	2		12	22.41	4	4,625	
	75	10	5	4	1	10	3		9	9	2		3	42.00	2		
	76	22	13	9		22	8	1	22	22	2		9	24.00	7	5,757	
	77	33	15	17		33	19	1	32	32	2		17	30.47	6	5,416	
	78	21	12	8	1	21	2	2	20	20			8	34.25	10	5,100	
	79	26	13	13		26	1		26	26	1		11	31.09	10	5,550	
	80	8	6	2		8			8	8			1		4	5,250	
	81	18	13	4	1	17	1	1	17	16			5	27.40	9	5,555	
	82	15	10	4		15	4		14	14			3	45.00	8	6,125	
	83	15	13	2	1	15	2		15	15			2		11	6,136	
	84	15	12	3		15	2		15	15			1		9	6,277	
	85	16	9	6	1	16	8		15	15			7	31.42	6	6,916	
	86	13	8	3	2	13	2		11	11			2		8	7,137	
	87	1															
	88	29	23	6		29	2		29	29			5	35.80	22	6,045	
	89	9	5	4		9	2	2	9	9			4	19.50	5	7,600	
	90	17	13	4		17	3	2	17	17	1		3	21.00	11	6,500	
	91	25	13	11	1	23	12	6	24	23	3		9	22.88	7	6,642	
	92	25	10	15		25	7		25	25	1		15	20.13	8	5,625	
	93	25	7	18		25	10	3	25	25	3		18	29.11	6	6,250	
	94	20	10	10		20	7	2	20	20	1		10	31.00	8	6,125	
	95	6	2	4		6	1		6	6			4	33.25	1		
	96	12	4	8		12	6		12	12			8	19.87	4	5,000	
	97	28	13	15		27	9	4	28	28			14	30.64	5	4,900	
	98	2															
	100	15	7	7		15	9	1	14	14	2		7	19.00	3	4,333	
	101	10	4	6		10	4	1	10	10			5	28.20	2		
	102	8	3	4	1	8	2	1	7	7		1	5	23.80	2		
	103	17	10	7		17	3		17	17	1		7	38.14	6	4,416	
	104	22	15	7		22	8	1	22	22			7	32.14	13	4,923	
	105	19	10	8	1	18	7		18	18	1		8	21.12	6	5,500	
	106	32	6	25	1	32	1	1	31	31		1	25	48.80	5	5,600	
	107	31	30	1		31	3	1	31	31	1		1		26	6,361	
	108	14	13	1		14	1		14	14			1		12	6,250	
	109	18	11	7		17	1		18	18			7		9	5,611	
	110	15	9	4	1	15	2		13	13			5	28.80	9	6,388	
	111	12	7	4		12			11	11			3	26.66	6	6,333	
	112	31	11	20		31	13		31	31			10	15.31	6	4,583	
	113	14	6	8		14	1		14	14			8	18.37	5	5,700	
	114	12	1	11		12	10	8	12	12	5	10	11	13.81	1		
	115	23		23		23	23		23	23	8	23	23	12.13			
	116	15	1	14		15	14		15	15	4	13	14	11.71			
	117	32	4	28		32	27	22	32	32	9	22	28	12.28	1		
	118	35	3	32		33	26	17	35	35	8	22	32	14.90	2		
	119	14	5	8	1	14	3		13	13	4	24	8	24.87	3	5,500	
	120	21	6	15		20	15	8	21	21	1		15	20.80	4	4,100	
	121	23		23		18	16	16	23	22	6	18	23	12.95			
	122	24		23		24	23	16	23	23	7	23	23	12.77			
	123	19	6	12		19	15	7	18	18	4	13	12	15.41	5	3,760	
	125	3		3		3	3		3	3			2				
	126	1															
	127	15		14	1	15	12	10	14	14	4	12	14	21.42			
	129	1															
	132	16															
	133	25		15	1	16	16	13	15	15	6	15	16	8.93			
	134	11		25		25	24	2	25	25	9	25	25	15.04			
	135	11	1	10		11	11	2	11	11	2	11	10	9.80			
	136	48	6	5		11	11		11	11	1	11	5	23.60	2		
	137	12	8	40	1	47	32	13	48	47	7	30	38	14.28	4	2,750	
			5	5		12	4		11	11	1		6	33.66	3	5,000	

<sup>1</sup>For renter - occupied dwelling units and vacant nonseasonal not dilapidated units, for rent.<sup>2</sup>For owner - occupied dwelling units and vacant nonseasonal not dilapidated units, for sale only.

Table 3.—CHARACTERISTICS OF HOUSING FOR CENSUS TRACTS, BY BLOCKS: 1950—Con.

Census tract	Block	All dwelling units by occupancy and tenure					All dwelling units by condition and plumbing facilities			Occupied dwelling units			Contract monthly rent <sup>1</sup>		Value <sup>2</sup> of one-dwelling-unit structures				
		Total	Owner occupied	Renter occupied	Vacant non-seasonal not dilap., for rent or sale	Other vacant and non-resident	Number reporting	No private bath or dilap.	No running water or dilap.	Total	Persons per room		Occupied by non-white	Number reporting	Average monthly rent (dollars)	Number reporting	Average value (dollars)		
											Number reporting	1.51 or more							
8	1433	3	1	2															
	1448	255	17	8															
	1449	93	56	34	1	2													
	1500	24	16	8															
	1501	17	10	7															
	1502	42	27	14		1													
	1503	5	4	1															
	1504	5	4	1															
	1505	17	6	11															
	1506	4	4																
	9	1507	41	2	39														
		1508	35	15	20														
		1011	11	5	6														
		1111	32	29	3														
		1121	37	31	6														
		1131	10	6	4														
		1144	37	33	4														
		1159	25	19	6														
1161		16	2	14		1													
1171		36	4	31		1													
1181		22	2	20															
1190		54	5	49															
2020		68	8	60															
2121		39	8	31															
2222		41	8	33															
2233		77	6	71															
2244		32	7	25															
2266		19	7	12		1													
2277		44	17	27		8													
2288		67	4	63															
2299		69	3	66		1													
3030		44	6	38															
3131		64	4	60		1													
3232		51	8	43															
3333		30	10	20															
3344		55	6	49															
3355		51	4	47		1													
3366		32	19	13															
3377		21	3	18															
3388		17	2	15															
3399		74	2	72															
4040		25	2	23															
4141		83	14	69		5													
4242		37	3	34															
4343		43	3	40		1													
4444		29	2	27															
4545	29	2	27																
4646	29	1	28																
4747	38	6	32																
4848	29	6	23																
4949	36	6	30																
5050	19	2	17																
5151	9	4	5																
5252	4	4																	
5353	73	3	70																
5454	17	7	10																
5555	24	7	17																
5656	9	4	5																
5757	17	5	12		1														
5858	9	4	5																
5959	38	6	32																
6060	17	8	9																
6161	17	8	9																
6262	10	5	5																
6363	31	7	24		1														
6464	34	7	27		1														
6565	21	14	7																
6666	20	4	16																
6767	49	4	45																
6868	21	6	15																
6969	25	8	17		2														
7070	26	8	18																
7171	18	11	7																
7272	2	8	6																
7373	15	9	6		1														
7474	23	9	14																
7575	16	9	7																
7676	9	4	5																
7777	29	29																	
10	1001	9	3	6															
	1002	11	10	1															
	1003	7	5	2															
	1004	20	10	10															
	1005	42	21	21															
	1006	19	13	6															

<sup>1</sup>For renter - occupied dwelling units and vacant nonseasonal not dilapidated units, for rent.  
<sup>2</sup>For owner - occupied dwelling units and vacant nonseasonal not dilapidated units, for sale only.

HOUSING—BLOCK STATISTICS

Table 3.—CHARACTERISTICS OF HOUSING FOR CENSUS TRACTS, BY BLOCKS: 1950—Con

Census tract	Block	All dwelling units by occupancy and tenure					All dwelling units by condition and plumbing facilities			Occupied dwelling units			Contract monthly rent <sup>1</sup>		Value <sup>2</sup> of one-dwelling-unit structures		
		Total	Owner occupied	Renter occupied	Vacant non-seasonal not dilap., for rent or sale	Other vacant and non-resident	Number reporting	No private bath or dilap.	No running water or dilap.	Total	Persons per room		Occupied by non-white	Number reporting	Average monthly rent (dollars)	Number reporting	Average value (dollars)
											Number reporting	1.51 or more					
10	14	10	9		1	10			9	9			1		9	5,555	
	19	14	6	8		14	5	2	14	13			7	27.57	4	5,875	
	20	9		9		9			9	9	2	7	7	15.14			
	21	1															
	22	9	1	8		9	8	6	9	9	1	6	7	7.28			
	28	22		22		22	1	1	22	22	3	22	22	11.81			
	29	24	1	22	1	23			23	22	7	21	22	12.00			
	30	66	33	32	1	64	44	31	65	65	10	32	31	13.64	27	4,337	
	31	120	24	90	6	117	3	3	114	113	18	114	96	36.94	24	8,491	
	32	47	42	2	3	46			44	43		44	2		42	7,840	
	33	21	20	1		20			21	20		20	1		19	7,452	
	35	8	2	6		8	7	3	8	8	1	8	6	16.83	1		
	36	18	4	12	1	17	9	7	16	16	1	16	12	12.33	4	2,950	
	37	17	14	3		17	3	3	17	17		17	3	11.66	12	4,216	
	38	8	5	3		8	2		8	8	4	8	3	10.33	3	5,400	
	39	2															
	40	11	3	8		11	10	10	11	11	3	11	8	21.50	2		
	41	35		35		35	4	4	35	35	5	31	35	24.45			
	43	24		22	1	23			22	22	3	22	23	27.00			
	44	47	2	40	5	47	1	1	42	42	2	41	40	25.17	2		
	45	39	4	35		39	2	2	39	39	3	39	35	25.74	3	5,333	
	46	76		71		75	1	1	71	71	13	69	72	31.62			
	47	53	18	33	2	51	25	12	51	50	11	43	31	16.19	12	3,533	
	48	21	12	8		18	6	3	20	20			8	17.50	9	3,633	
	49	23	13	9	1	23	3	1	22	22	3		10	30.50	8	4,350	
	50	8	6	2		8	2	2	8	8			2		6	3,966	
	51	7	4	3		7	1	1	7	7			3	22.33	3	3,833	
	52	2															
	53	7	5	2		7	4	3	7	7			5		4	5,175	
	54	11	2	9		11	9	5	11	11	2	11	8	65.0	1		
	55	6		6		6	6		6	6		6	6	10.00			
	57	20	7	12	1	18	11		19	19	2	19	12	9.66	7	4,671	
	58	13	5	8		13	5	8	13	13	5	13	8	10.00	5	5,220	
	59	16	10	6		16	8	2	16	16	3	16	6	15.83	9	3,555	
	60	15	7	8		15	5		15	15	3	15	8	13.00	5	5,080	
	61	14	1	13		14	11	11	14	14	3	14	12	10.00			
	62	60		57	1	60	60	32	57	57	22	57	58	12.22			
	63	12	5	7		10	3	1	12	12			5	25.33	3	5,000	
	65	11	6	3		10	2	2	9	9	1		3	25.00	4	3,750	
11	1	1															
	2	2															
	3	2															
	4	14	11	3		14	14	10	14	14	2	13	2		10	2,550	
	5	9	4	4	1	9	8		8	8	1	1	4	9.75	3	4,333	
	6	2															
	7	31	22	9		31	8	4	31	31	3		6	27.83	21	5,419	
	8	8	7	1		8	2		8	8			1	71.66	6		
	9	16	10	6		16	16	12	16	16	4	16	5	8.40	10	2,000	
	11	3	3			3	3	1	3	3	1	3			2		
	12	8	6	2		8	8	4	8	8	1	8	2		6	2,116	
	13	8	6	2		8	6	3	8	8		8	2		6	2,916	
	15	8	1	7		8	6	4	8	8	9	8	1		8	3,100	
	16	19	11	8		18	17	6	19	19	4	19	8	13.25	10	3,480	
	17	69	33	36		69	63	26	69	69	20	61	34	10.44	30	2,240	
	18	19	17	2		19	2	2	19	19			2		16	4,481	
	19	12	10	2		12	2		12	12			2		9	5,111	
	20	21	17	4		21	21		21	21	1		4	20.00	16	5,600	
	21	13	8	5		13	8	6	13	13	2	13	4	9.75	7	3,114	
	22	11	6	5		11	10	4	11	11	3	10	5	12.80	5	4,160	
	24	16	4	12		16	16	13	16	16	5	16	12	10.16	4	1,525	
	25	32	15	17		31	30	13	32	32	7	32	16	11.31	13	2,461	
	26	19	11	8		17	14	2	19	19	6	19	7	12.42	10	2,420	
	27	16	12	4		16	12	1	16	16	6	16	3	8.66	12	2,150	
	28	7	4	3		7	7	6	7	7	3	7	3	15.33	3	1,500	
	29	7	5	2		7	7	6	7	7	1	6	2		4	2,625	
	30	41	25	15		41	28	26	40	40	9	24	15	15.06	19	4,347	
	31	2															
	32	6	6			6	1		6	6	1				6	6,116	
	33	10	10			10	2	1	10	10					10	5,950	
	34	3	3			3			3	3					3	4,333	
	36	9	5	4		9	6	6	9	9	2		4	8.75	3	2,433	
	37	21	12	9		21	18	14	21	21	7	20	6	11.37	10	3,100	
	38	10	8	2		9	6	6	10	10	3	3	1		6	2,966	
	39	26	17	9		26	23	16	26	26	7	22	1	24.73	6	2,473	
	40	14	7	7		14	13	1	14	14	2	14	7	12.62	15	2,473	
	41	9	4	5		9	6	5	9	9	2	7	3	16.85	4	2,600	
	42	12	5	7		12	9	5	12	12	4	9	3	15.00	4	2,750	
	43	39	27	12		39	30	6	39	39	7	34	3	11.57	5	2,880	
	44	13	12	1		13	2	1	13	13	1		11	16.18	26	2,546	
	45	31	21	10		30	16	11	31	31		1	10	26.70	15	4,600	
	46	26	19	7		26	10	2	26	26			6	26.16	14	4,750	
	47	11	5	6		11	6	4	11	11	1		6	23.83	3	3,833	
	48	22	7	15		22	8	5	22	22	3		14	24.14	5	5,600	
	49	12	4	6		11	6	6	10	10			6	12.50	3	4,666	
	50	16	8	7	1	15	7	1	15	15	1		6	22.50	4	6,250	

<sup>1</sup>For renter - occupied dwelling units and vacant nonseasonal not dilapidated units, for rent.  
<sup>2</sup>For owner - occupied dwelling units and vacant nonseasonal not dilapidated units, for sale only.

Table 3.—CHARACTERISTICS OF HOUSING FOR CENSUS TRACTS, BY BLOCKS: 1950—Con.

Census tract	Block	All dwelling units by occupancy and tenure					All dwelling units by condition and plumbing facilities			Occupied dwelling units			Contract monthly rent <sup>1</sup>		Value <sup>2</sup> of one-dwelling-unit structures		
		Total	Owner occupied	Renter occupied	Vacant non-seasonal not dilap., for rent or sale	Other vacant and non-resident	Number reporting	No private bath or dilap.	No running water or dilap.	Total	Persons per room		Occupied by non-white	Number reporting	Average monthly rent (dollars)	Number reporting	Average value (dollars)
											Number reporting	1.51 or more					
11	51	1															
	52	140	52	87		1	134	89	13	139	138	31	110	81	1323	36	2705
	53	10	5	5			10	5	1	10	10	1		5	2840	3	5333
	54	13	11	2			12	1		13	12	1		2		9	3133
	55	29	14	1	1	1	27	17		27	27	4	17	12	1608	13	3407
	56	7	6				7	5		7	7	3	6	3	1000	4	3950
	57	18	8	9		1	18	8		17	17	1		1		6	5316
	58	16	10	6			16	8		16	16			5	2537	6	3416
	59														3320	9	4777
	60	16	9	7			16	7	1	16	16			3	2233	6	3750
	61	20	11	9			19	8		20	20			7	1828	8	4875
	62	10	7	3			10	5		10	10			3	2833	6	5000
	63	13		10		1	12	11	7	12	12	1		12	2891		
	64	9	6	3			9	7		9	9	1	9	3	733	4	2625
	65	18	5	13			18	17	1	18	18		18	1	1183	5	1460
	66	6	1	5			6	5		6	6	2	4	5	1800	1	
	67	2															
	68	30	18	12			29	2		30	29			12	3091	17	5470
	69	9	6	3			9	4		9	9			2		4	5875
	70	10	7	3			10			10	10			3	1833	7	4571
	71	6	4	2			6			6	6			2		4	3250
	72	5					5			5	5			2		5	5100
	73	12	5	7			12	3	3	12	12			7	1614	4	3250
	74	26	14	12			25	11		26	24	2		11	2327	12	4666
	75	21		18			21	14		21	21	1	4	12	2066	5	2620
	76	21	18	3			21	15		21	20			21		12	1683
	77	18	16	2			18	18	2	18	18	3		11	29	12	1858
	78	30	8	22			30	3		30	29	1		11	1845	12	1540
	79	6	5	1			6	3		6	6			3		5	2340
	80	8	5	3			8	5		8	8			1	1033	5	2340
	81	16	9	7			13	10	3	16	15	5	16	7	1385	8	3262
	82	1															
	83	2															
	84	5		5			5	5	3	5	5	1	3	3	1633		
	85	42	27	15			42	17		42	42	4	3	15	2260	20	4075
	86	18	15	3			18	17		18	18			3	3266	14	3635
	87	36	14	22			35	29	3	36	36	11	29	21	1347	12	3025
	88	20	14	6			19	13		20	20	6	19	6	1433	11	3045
	89	12	7	5			12	12	1	12	12	4	12	4	1025	7	3300
	90	6	3	3			6	6		6	6			4	1233	2	
	91	9	2	7			9	7	1	9	9	2	8	3	1528	2	
	92	18	14	4			18	15	7	18	18	8	16	3	1233	12	2275
	93	16	6	9	1		15	13	4	15	15	1	8	9	1666	5	4200
	94	20	16	4			20	12		20	20	2	20	3	1100	14	3271
	98	48	33	14	1		46	19	3	47	45	1	9	9	1866	30	5300
	100	26	17	9	1	1	18	11	3	24	24	1	7	7	1785	12	3525
	103	11	8	3			11	3		11	11	1	1	2		7	5400
	104	67	51	15		1	66	35	2	66	66	4	1	11	2690	43	4318
	108	83	61	19	3		83	27	4	80	80	1	4	15	2506	50	4228
	109	17	14	3	1		17	6	1	16	16	1		2		14	4092
	110	11	8	3			10	2		11	11	2	5	3	4333	8	4250
	113	37	25	12			35	29	18	37	37	8	31	10	1240	19	2689
	114	7	5	2			7	3		7	7			2		3	3000
	115	1															
	116	13	5	8			13	13	11	13	13	4	12	5	620	3	333
	117	36	23	13			36	35	19	36	36	5	36	8	775	22	1972
	118	9	6	3			9	9	7	9	9			2		5	840
	119	10	8	2			10	10	7	10	10	3	9	2		7	1600
	120	26	18	7		1	22	17	16	25	25	5	19	6	883	14	2042
12	1	5		5			5	4	4	5	5	1	4	2			
	2	108	14	91	1	2	108	13	2	105	104	7	89	89	4368	9	3255
	3	44	37	7			44	39	23	44	44	11	28	7	1471	28	2035
	5	11	8	3			11	1		11	11			2		7	5071
	6	30	26	4			30	2		30	29	1	3	3	1766	21	5357
	7	32	26	6			32	10		32	32	4	15	6	1716	23	4173
	8	19	13	6			19	10	2	19	19	4	10	6	1800	13	3269
	9	14	5	9			14	12	5	14	14	3	8	9	1455	2	
	10	5	2	3			5	1		5	5			3	1566		
	11	20	13	7			20	5		20	20		8	6	2450	13	5092
	12	2															
	13	6	4	2			6	6	5	6	6	2	6	2		4	1000
	14	19	14	4		1	19	15	7	18	18	6	18	4	1000	12	2250
	15	22	13	9			22	18	4	22	22	4	22	8	1162	8	2450
	16	7	7				7	4	1	7	7		5			7	2285
	17	5	1	4			5	5		5	5			4	1800	1	
	18	17	6	9	1	1	17	6	3	15	15	2	9	9	1866	5	3400
	19	15	9	6			15	2		15	15		6	6	1800	9	4500
	20	12	7	5			12	6		12	12		5	5	3280	5	4600
	21	13	6	7			13	4		13	13	1	7	7	2828	3	5333
	22	8	7	1			8			8	8		1	1		7	4071
	23	1															
	24	20	13	7			20	12	3	20	20	1	20	7	1114	9	2888
	25	12	10	2			12	9	1	12	12	4	12	2		8	1812
	26	2															
	27	5	1	4			5	5		5	5	2	4	1		1	
	28	10	8	2			10			10	10	1	1	1		8	4125

<sup>1</sup>For renter - occupied dwelling units and vacant nonseasonal not dilapidated units, for rent.  
<sup>2</sup>For owner - occupied dwelling units and vacant nonseasonal not dilapidated units, for sale only.



HOUSING—BLOCK STATISTICS

Table 3.—CHARACTERISTICS OF HOUSING FOR CENSUS TRACTS, BY BLOCKS: 1950—Con.

Census tract	Block	All dwelling units by occupancy and tenure					All dwelling units by condition and plumbing facilities			Occupied dwelling units				Contract monthly rent <sup>1</sup>		Value <sup>2</sup> of one-dwelling-unit structures	
		Total	Owner occupied	Renter occupied	Vacant non-seasonal not dilap., for rent or sale	Other vacant and non-resident	Number reporting	No private bath or dilap.	No running water or dilap.	Total	Persons per room		Occupied by non-white	Number reporting	Average monthly rent (dollars)	Number reporting	Average value (dollars)
											Number reporting	1.51 or more					
12	29	1															
	32	1															
	33	14	8	6			14	4	1	14	14	1	1	6	20.00	6	4050
	34	17	12	4	1		16	2		16	16			4	17.75	9	3677
	35	5	4	1			3			5	5			1		4	4250
	36	29	23	5	1		28	3		28	28	3	3	6	27.16	18	3627
	37	11	6	4	1		11	4		10	10	1	2	4	27.25	4	4575
	38	20	14	6			20	2		20	20	2	6	6	23.50	14	4928
	39	9	8	1			9	2		9	9		1	1		7	5428
	40	20	16	4			19			20	18	1	4	4	16.00	14	3521
	41	13	8	5			13	2		13	13			5	26.20	5	3200
	43	8	4	3	1		8	3		7	7	1	3	3	26.66	5	4140
	44	18	14	4			18	7		18	18	6	3	3	17.66	12	3533
	46	24	10	14			24	19		24	24	11	17	13	18.15	5	2500
	47	16	14	2			16			16	16		1	1		10	2970
	48	17	15	2			17			17	17			14	28.64	14	2864
	49	21	21				20	14	2	21	21	1	4	21	25.85	18	2585
	50	18	18				18	10		18	18		1	18	21.83	18	2183
	51	8	7	1			8	3	1	8	8	1	1	7	14.57	7	1457
	52	3	3				3			3	3	2		3	15.66	3	1566
	53	4	4				4	3		4	4			4	23.75	4	2375
	54	11	9	1		1	11	11	1	10	10	3	7	9	13.88	9	1388
	55	19	16	3			19	19	8	19	18	12	18	3	14.00	16	1406
	58	18	17	1			18	18	3	18	18	7	18	16	14.06	16	1406
	59	21	16	5			21	21	3	21	21	11	21	4	12.50	13	1684
	60	5	5				5	3		5	5	1	4	5	30.40	5	3040
	61	1					1										
	63	2					2										
	64	28	15	13			26	26	2	28	27	11	27	13	11.15	11	1745
	65	19	17	2			18	17	1	19	19	7	19	1	16.81	16	1681
	66	37	6	31			37	36	1	37	37	12	36	30	15.00	4	1725
	67	26	11	14	1		25	25	1	25	25	5	25	14	10.71	9	1800
	68	17	16	1			17	17	1	17	17	1	17	1	21.26	15	2126
	69	75	46	29			75	71	4	75	75	16	74	29	12.51	42	2964
	70	8	7	1			8	8	2	8	8	1	8	1	13.57	7	1357
	71	15	9	6			15	13	2	15	15	4	14	4	15.00	9	2066
	72	104	57	47			95	79	21	104	102	21	104	43	11.69	44	2093
	73	31	15	14		2	31	27	4	31	29	9	29	14	32.15	13	3215
	74	37	18	19			37	32	1	37	37	2	37	19	16.10	18	3266
	75	35	19	6			35	16	4	25	25	4	25	6	14.16	17	3441
	76	13	11	2			13	12		13	13	4	13	1	27.72	11	2772
	77	28	19	9			28	20	2	28	28	8	28	8	12.62	17	3588
	78	29	19	10			29	23	2	29	28	7	28	9	15.77	17	2970
	79	14	10	4			14	12	2	14	14	4	13	3	15.00	10	2850
	81	10	9	1			10	3		10	10		4	8	42.82	8	4282
	82	236	110	120	5	1	234	30	15	230	228	11	16	115	34.26	99	6876
	83	3					3			3	3			3	19.33	3	1933
	84	17	15	2			17	2		17	17	1	1	8	58.00	8	5800
	85	25	15	9	1		25	5	1	24	24	1		11	48.45	11	4845
	86	16	12	4			16	1		16	16		4	4	35.00	10	5550
	87	43	15	25		2	43			40	40	1	25	13	34.44	13	6323
	88	10	8	1	1		10			9	9		2	6	88.50	6	8850
89	2					2											
91	34	12	22			34	3		34	34	2	21	8	40.23	8	7062	
92	24	18	6			24	18		24	24	2	5	14	32.20	14	5870	
93	30	18	12			30	6		30	30	2	12	9	27.33	9	4700	
94	27	15	11	1		27	3		26	26	2	11	11	38.72	11	5636	
95	20	17	3			20	3		20	20		3	15	53.33	15	5333	
96	21	10	11			21	1		21	21	1	11	9	46.63	9	10833	
97	5	2	3			5	1		5	5		3	3	55.00	3	5500	
98	16	15	1			16	4		16	16		1	11	55.72	11	5572	
99	34	14	20			34	2		34	34	1	19	9	52.77	9	5277	
100	23	12	11			22	3		23	23		11	8	51.50	8	5150	
101	21	12	9			21	7		21	20	1	7	10	56.60	10	5660	
102	8	3	3			8			8	7	1	1	4	62.25	4	6225	
104	3					3			3	3		1	3	28.33	3	2833	
105	2					2											
13	1	13	8	5		13	13	11	13	13	3	13	5	11.60	4	2700	
	2	2				2			2	2							
	3	2				3			3	3							
	4	14	5	9		14	6	6	14	14	3	14	9	18.33	5	6020	
	5	17	11	6		17	8	3	17	17	1	17	6	26.33	9	3977	
	6	33	23	10		33	24	8	33	33	4	32	7	13.57	20	3180	
	7	26	10	16		26	22	7	26	25	5	16	10	12.56	10	2820	
	8	21	15	6		21	13	3	21	21	4	20	8	8.50	12	3008	
	9	23	15	8		23	14	14	23	23	3	17	4	18.75	11	3781	
	10	9	5	4		9			9	9		4	4	22.50	4	5500	
	11	6	6			6			6	6						6	56.66
	12	8	4	4		8	4	1	8	8			4	3	31.50	1	5728
	14	8	7	1		8	2	2	8	8		2	7	4	33.75	4	3375
	15	13	5	7		13	1		12	12			2	4	34.28	4	4833
	16	9	7	2		9	4	1	9	9	3		2	6		6	48.33
17	4	3	1		4	3	3	4	4		3	1	2		2	62.25	
18	12	6	6		12	11	9	12	12	2	7	6	5	9.33	5	3900	
19	110	59	50	1		109	70	54	109	109	17	72	48	19.97	50	5322	

<sup>1</sup>For renter—occupied dwelling units and vacant nonseasonal not dilapidated units, for rent.  
<sup>2</sup>For owner—occupied dwelling units and vacant nonseasonal not dilapidated units, for sale only.

Table 3.—CHARACTERISTICS OF HOUSING FOR CENSUS TRACTS, BY BLOCKS: 1950—Con.

Census tract	Block	All dwelling units by occupancy and tenure					All dwelling units by condition and plumbing facilities			Occupied dwelling units			Contract monthly rent <sup>1</sup>		Value <sup>2</sup> of one-dwelling-unit structures				
		Total	Owner occupied	Renter occupied	Vacant non-seasonal not dilap., for rent or sale	Other vacant and non-resident	Number reporting	No private bath or dilap.	No running water or dilap.	Total	Persons per room		Occupied by non-white	Number reporting	Average monthly rent (dollars)	Number reporting	Average value (dollars)		
											Number reporting	1.51 or more							
13	20	26	9	16	1														
	21	46	15	29		2													
	22	44	3	19															
	23	28	17	11															
	24	22	5	17		2													
	25	10	7	3															
	26	18	12	6															
	27	29	22	7															
	28	13	10	3		2													
	29	8	5	3		1													
	30	13	9	4															
	31	22	17	5															
	32	25	17	8		1													
	33	27	15	12															
	34	15	13	2															
	35	5	3	2															
	14	2	47	18	28		1	45	38	9	46	46	17	44	27	11.81	12	3.708	
		3	2																
		5	41	13	26		2	40	38	5	39	39	15	39	27	10.92	9	2.200	
		6	7	4	3														
		7	6	6	0														
		8	9	4	5														
		10	8	4	4		1	9	7	5	8	8			4	13.25	4	1.950	
		11	4	3	1			4	3	3	4	4			1		3	1.900	
		12	5	5				5	3	1	5	5			1		5	3.100	
		13	146	56	13	75	2	131	19	5	69	69	4	69	13	15.07	129	6.367	
		14	1																
		15	7	6	1														
		16	9	9															
		17	18	13	5														
		18	7	6	1														
		19	4	4															
		20	96	43	53														
		21	29	18	11														
		22	42	26	14		1	41	29	7	40	40	10	39	12	14.08	19	3.705	
23		7	3	4										4	16.00	3	4.733		
24		13	10	3															
25		10	8	1															
27		25	23			2	25	23		23	23	3	23						
28		19	18																
29		22	18	2		2	22	20		20	20	4	20	2					
30		26	22	2		1	26	24		24	24	1	24	2					
31		39	24	14		1	38	20	3	38	38	9	38	13	12.23	21	3.866		
32		67	29	37		1	67	39	13	66	66	8	65	33	15.27	26	3.353		
33		20	11	8		1	20	14	3	19	19	5	19	3	15.50	10	2.070		
34		17	9	8										8	15.50	7	2.971		
35		7	6	1															
36		17	7	10															
37		22	15	7															
38		9	3	3															
39		13	5	7		1	13	6	3	12	12	1	12	7	20.42	5	4.060		
40		21	12	9															
41		23	12	11															
42		10	7	3															
43		34	25	7		1	33	18	8	32	32	3	32	6	14.00	23	3.639		
44		42	38	2		1	41	6	6	40	40	3	39	2		38	6.163		
45		15	12	3															
46		17	9	8															
47		28	13	15															
48		31	15	15															
49		11	6	4															
50		10	8	1		1	9	2		9	9								
51		14	10	4															
53		56	28	28															
54		8	3	5															
55		11	8	3															
56		15	6	9															
57		106	37	66		2	103	47	9	103	103	15	103	65	18.56	27	4.477		
15		1	11	9	2														
		2	10	5	4														
		3	166	117	43		3	162	55	24	160	157	12	46	40	40.25	92	5.094	
		4	19	7	11		1	18	7	3	18	18	4	4	11	17.54	5	5.500	
		5	16	13	3														
	7	41	15	22		1	41	21	1	37	37								
	8	44	21	21		2	44	11	1	42	41								
	9	6	5	1															
	10	20	15	4		1	20	4		19	19								
	11	38	32	6															
	12	10	10																
	14	8	4	4															
	15	76	29	42		1	75	31	16	71	70								
	16	42	12	30															

<sup>1</sup>For renter - occupied dwelling units and vacant nonseasonal not dilapidated units, for rent.  
<sup>2</sup>For owner - occupied dwelling units and vacant nonseasonal not dilapidated units, for sale only.

HOUSING-BLOCK STATISTICS

Table 3.—CHARACTERISTICS OF HOUSING FOR CENSUS TRACTS, BY BLOCKS: 1950—Con.

Census tract	Block	All dwelling units by occupancy and tenure					All dwelling units by condition and plumbing facilities			Occupied dwelling units			Contract monthly rent <sup>1</sup>		Value <sup>2</sup> of one-dwelling-unit structures	
		Total	Owner occupied	Renter occupied	Vacant non-seasonal not dilap., for rent or sale	Other vacant and non-resident	Number reporting	No private bath or dilap.	No running water or dilap.	Total	Persons per room		Number reporting	Average monthly rent (dollars)	Number reporting	Average value (dollars)
											Number reporting	1.51 or more				
15	17	45	19	23												
	18	21	18	1	2											
	19	12	10	2												
	20	38	33	5												
	21	39	28	11												
	22	88	47	39		2										
	23	24	16	5	1	2										
	24	11	5	5												
	25	13	6	5		2										
	26	21	15	5												
	27	33	19	12		2										
	28	14	12	2												
	29	12	6	6												
	30	35	19	16												
	31	26	11	15												
	32	30	15	12		1										
	33	32	24	7		2										
	34	45	15	29		1										
	35	33	8	23		2										
	36	23	10	11		2										
	37	33	20	13												
	38	33	9	14												
	39	23	16	7												
	40	37	20	15		2										
	41	59	10	49												
	42	58	22	58		1										
	43	63	12	49												
	44	44	22	17		3										
	45	26	10	14		2										
	46	26	16	8		1										
	47	43	16	27												
	48	32	15	17												
	49	37	9	28												
	50	12	7	4		1										
	51	19	8	11												
	52	24	10	13		1										
	53	24	1	3												
	54	55	5	18		1										
	55	4	1	3		1										
	56	4	1	3												
	57	14	6	8												
	58	27	16	11												
	59	17	8	9												
	60	22	11	11												
	61	35	11	21		1										
	62	35	27	23		1										
	63	39	15	27												
	64	23	11	12												
	65	37	9	28												
	66	37	6	31												
	67	29	13	16												
	68	7	3	4												
	69	22	3	19												
	70	33	3	30												
	71	51	4	47		1										
	72	31	9	22												
	73	48	17	31		2										
74	28	15	13		3											
75	60	32	28													
76	39	19	19		1											
77	13	5	8													
78	16	10	6													
79	28	11	17													
80	10	3	7													
81	45	3	39		1											
82	70	11	58													
83	23	4	19													
16	1	145	40	102												
	3	45	40	5												
	4	10	3	7												
	5	17	3	14												
	6	44	11	33												
	7	21	10	11												
	8	24	15	9												
	9	14	19	6												
	10	17	13	4												
	11	4	3	1												
	15	9	9													
	16	36	24	12												
	17	22	16	6		1										
	18	21	17	4		1										
	19	31	24	7												
	20	73	44	27		2										
	21	16	13	3												
	28	33	20	13												
	29	30	22	5		1										

<sup>1</sup>For renter - occupied dwelling units and vacant nonseasonal not dilapidated units, for rent.  
<sup>2</sup>For owner - occupied dwelling units and vacant nonseasonal not dilapidated units, for sale only.

Table 3.—CHARACTERISTICS OF HOUSING FOR CENSUS TRACTS, BY BLOCKS: 1950—Con.

Census tract	Block	All dwelling units by occupancy and tenure					All dwelling units by condition and plumbing facilities			Occupied dwelling units			Contract monthly rent <sup>1</sup>		Value <sup>2</sup> of one-dwelling-unit structures	
		Total	Owner occupied	Renter occupied	Vacant non-seasonal not dilap., for rent or sale	Other vacant and non-resident	Number reporting	No private bath or dilap.	No running water or dilap.	Total	Persons per room	Occupied by non-white	Number reporting	Average monthly rent (dollars)	Number reporting	Average value (dollars)
16	30	43	31	11	1	43	3		42	42	1	10	53.20	28	8,803	
	31	16	11	4	1	15	1		15	14	1	4	60.25	9	9,000	
	32	13	9	4		13	2		13	13		4	51.75	7	11,114	
	33	24	9	12	3	24	12	1	21	21		14	43.50	6	8,266	
	34	15	13	2		15	2		15	15	1	2		12	9,250	
	35	17	15	2		17	2	1	17	17		1		15	8,773	
	36	10	9	1		10			10	10		1		9	7,277	
	37	7	6	1		7			7	7		1		5	7,800	
	38	28	13	13		28	2	2	26	26		12	45.75	9	8,777	
	39	84	27	53	1	82	6		80	80		50	40.12	14	7,335	
	40	29	11	18		29	7		29	29		17	48.23	7	7,714	
	41	34	2	31	1	34	9	1	33	33	6	32	27.53	2		
	42	14	12	2		14	2		14	14		2		11	6,909	
	43	24	15	8	1	23	4	1	23	23		8	46.62	8	18,062	
	44	93	20	71	2	90	16	4	91	91	13	73	37.32	6	17,250	
	45	98	7	87	3	98	8	4	94	93	2	86	41.18	2		
	46	16	9	5	2	16	1		14	14		4	48.75	6	8,833	
	47	59	36	20	3	59	6	4	56	56		18	51.77	26	7,365	
	48	73	32	40		69	11	9	72	67	1	37	45.21	23	11,295	
	49	53	35	17		53	11	7	52	50	3	14	38.92	25	7,952	
	50	66	43	21		66	11	7	64	64	1	18	40.77	29	9,031	
	51	71	36	34	1	69	23	2	70	69	2	31	36.96	25	9,660	
	52	32	21	11		32	3		32	32		10	54.60	17	9,323	
	53	13	11	2		13			13	13	1	1		10	15,600	
	54	44	38	6		43	3		44	44	1	4	38.00	35	8,200	
	55	16	13	3		15			16	16	1	3	55.66	13	12,115	
	56	13	12	1		13			13	13	1	1		11	12,045	
	57	12	7	5		12	1	1	12	12		5	36.00	5	9,700	
	58	13	7	4		13	7	6	11	10	1	3	35.33	5	8,300	
	59	42	16	25	1	42	5	2	41	40	5	24	37.16	13	7,038	
	60	67	15	48	1	67	36	28	63	63	1	16	33.93	7	7,185	
	61	55	20	31	1	55	29	19	51	50	3	7	33.17	10	6,050	
	62	25	20	5		25			22	22		5	61.80	19	8,500	
	63	29	11	16		29	2		27	26		16	49.81	6	8,650	
	64	32	9	22	1	32	9	1	31	31	1	21	36.71	6	13,250	
	65	35	9	24	2	35	9	1	33	33	1	24	42.87	8	6,916	
	66	37	13	24		37	20		37	37	2	23	33.17	2		
	67	55	10	44	1	54	28		54	54	3	43	27.39	4	3,750	
	68	62	12	47	3	59	26	4	59	57	3	10	46.6	4	7,150	
	69	49	6	41	1	49	14		47	47	5	39	39.41	2		
	70	17	4	13		17	5		17	17	1	13	40.15	4	5,750	
	71	41	13	33		41	9		41	41		29	40.10	4	8,375	
	72	44	8	29	1	44	10	1	42	42	1	3	49.67	8	7,937	
	73	66	17	38	1	56	20		55	55	1	37	37.13	7	7,571	
	74	60	10	53	2	66	22	12	63	63	2	12	39.94	3	7,166	
	75	50	21	37	4	50	5		46	46		19	49.28	2		
	76	42	9	19	1	41	7		40	40	4	39	34.89	11	8,818	
	77	17	2	7		17	1		17	17		6	53.00	24	9,166	
	78	15	2	7		15			17	16		2		13	11,076	
	79	30	9	21	1	30			29	29		8	46.87	18	8,277	
	80	12	10	2		12	4	1	12	12		1		9	7,822	
	81	24	1	23		20	19		24	23		23	16.39	3		
	82	30	8	22		30	20		30	30	5	17	17.57	7	4,500	
	83	49	21	28		48	21	2	49	49	1	12	22.96	13	7,315	
	84	54	9	43	1	53	19	2	52	51	3	8	36.33	7	6,214	
	85	47	11	35	1	45	21	7	46	46	2	9	32.73	3	7,833	
	86	38	9	28		38	21	9	37	37	6	8	36.72	6	8,500	
	87	52	13	39	1	52	26	5	52	52	3	10	34.13	4	9,000	
	88	54	16	37	1	54	24	6	53	53	1	6	37.7	9	7,277	
89	55	13	41	1	54	26	9	54	54	8	15	32.15	8	7,000		
90	22	1	16	4	19			17	17	2	18	46.55	1			
91	29	9	20		28	15	4	29	29	4	16	32.84	3	9,333		
92	36	2	30	3	35	19	11	32	32	7	11	30.0	3			
93	59	12	43	1	57	34		55	55	1	8	28.26	4	6,625		
94	54	14	38	2	52	34	1	52	51	4	39	25.90	6	3,250		
95	32	8	24		32	10	1	32	32	5	16	24.37	7	6,114		
17	1	194	39	154	1	190	152	44	193	190	44	153	150	1322	25	4,488
	4	1														
	5	11	7	4		11	11	2	11	11		4	17.75	5	3,000	
	6	11		11		11	10		11	11	1	11	15.00			
	8	19	9	9	1	18	4		18	18		19	24.77	8	5,087	
	9	19	3	16		17	7	2	19	19		13	25.61	2		
	10	29	7	22		29	7	3	29	29		22	21.13	6	5,333	
	11	27	14	13		27	4		27	27		12	25.66	8	4,912	
	12	24	6	17	1	24	7	1	23	23		16	30.31	5	3,800	
	13	47	16	30	1	40	19	5	46	46	10	25	18.70	13	3,684	
	14	137	32	105		136	78	53	137	136	30	40	15.43	22	4,636	
	15	23	10	12	1	23	7		22	22		12	30.50	9	4,966	
	16	10	8	2		10	3		10	10		1		5	6,100	
	17	47	16	30	1	47	19	2	46	46	3	26	18.53	10	5,300	
18	19	10	9		19	7	1	19	19		9	22.22	6	4,050		
19	31	5	26		28	25	22	31	31	9	26	14.42	4	5,000		
20	9	5	4		9	7	4	9	9	2	7	11.25	5	2,660		
21	23	8	14		22	13	9	22	22	4	14	17.21	8	4,850		
22	39	6	32		39	17	9	38	38	9	32	13.81	3	4,600		

<sup>1</sup>For renter - occupied dwelling units and vacant nonseasonal not dilapidated units, for rent.  
<sup>2</sup>For owner - occupied dwelling units and vacant nonseasonal not dilapidated units, for sale only.

HOUSING—BLOCK STATISTICS

Table 3.—CHARACTERISTICS OF HOUSING FOR CENSUS TRACTS, BY BLOCKS: 1950—Con.

Census tract	Block	All dwelling units by occupancy and tenure					All dwelling units by condition and plumbing facilities			Occupied dwelling units			Contract monthly rent <sup>1</sup>		Value <sup>2</sup> of one-dwelling-unit structures		
		Total	Owner occupied	Renter occupied	Vacant non-seasonal not dilap., for rent or sale	Other vacant and non-resident	Number reporting	No private bath or dilap.	No running water or dilap.	Total	Persons per room		Occupied by non-white	Number reporting	Average monthly rent (dollars)	Number reporting	Average value (dollars)
											Number reporting	1.51 or more					
17	23	3		2		1	3	3	3	2	2		2				
18	1	25	24	1			25	1	1	25	25	2	24		24	6,637	
	3	1															
	4	16	5	11			15	14	6	16	16	5	15	10	5	2,700	
	5	53	35	16	2		52	45	17	51	51	9	51	16	35	2,280	
	6	12	9	3			12	12		12	12	4	12	3	9	2,911	
	7	14	5	9			14	12		14	14	6	13	9	5	3,100	
	8	29	11	18			28	24	12	29	29	5	29	18	11	2,900	
	9	29	11	18			29	24	20	29	29	7	28	18	11	2,381	
	10	26	8	18			25	22	6	26	26	6	17	18	4	3,950	
	11	23	6	17			22	21	2	23	23	6	22	16	5	3,100	
	12	18	11	7			18	14	2	18	18	2	17	7	9	2,666	
	13	24	13	11			24	13	5	24	24	6	23	10	12	3,108	
	14	6	4	2			6	4	3	6	6	4	2	2	3	2,433	
	15	10	4	6			10	6	6	10	10	3	6	6	4	3,500	
	16	25	13	12			25	14	5	25	25	1	11	12	8	4,912	
	17	30	13	17			30	16	6	30	30	3	24	17	8	5,000	
	18	31	10	21			31	21	3	31	31	3	18	21	2	4,912	
	19	27	13	14			27	17	3	27	27	4	13	13	8	5,000	
	20	38	14	23	1		38	6	2	37	37	1	23	23	5	5,800	
	21	15	6	9			15			15	15		8	8	3	7,333	
	22	26	11	15			26	7		26	26	1	13	13	5	6,300	
	24	59	19	37	3		59	36	8	56	56	4	38	38	5	8,060	
	25	31	13	16	1	1	31	21	14	29	29	1	15	15	5	5,200	
	26	24	15	8	1		24	11	3	23	23	2	9	9	7	5,542	
	27	6	2	4			6	6		6	6		3	3		3,433	
	28	57	30	26	1		57	22	11	56	56	2	4	25	22	5,227	
	29	23	10	13			23	8	2	23	22		10	10	6	6,666	
	30	26	10	15		1	25	13	4	25	25		15	15	4	5,125	
	31	17	8	8	1	1	17	6	4	16	16		9	9	3	7,466	
	32	41	16	24	1	1	41	11	7	40	39	3	24	24	6	6,250	
	33	35	20	15			35	8		35	34	1	14	14	12	6,125	
	34	10	3	7			10	3	1	10	10		7	7	2	2,928	
	35	38	16	20	2		38	12		36	35		18	18	9	6,944	
	36	39	14	25			36	19	6	39	39	2	24	24	2	3,658	
	37	31	13	16		2	28	19	12	29	29		15	15	6	4,366	
	38	30	10	19	1		30	24	18	29	29	3	12	19	4	3,300	
	39	15	9	5	1		15	11	2	14	14	1	6	6	4	4,375	
	40	51	8	39	4		51	33	4	47	47	1	41	41	4	5,325	
	41	22	10	12			22	11	5	22	22	1	13	11	5	5,900	
	42	5	3	2			5	5	3	5	5	2	1	1	1		
	43	35	12	22		1	35	27	24	34	34	7	29	20	9	5,888	
	44	59	20	35	2	2	58	14	6	55	55	5	36	36	12	6,125	
	45	25	12	13			25	9		25	25		12	12	5	7,400	
	46	17	10	7			17		1	17	17		7	7	9	6,944	
	47	85	15	62	6	2	85	38		77	77	8	29	63	10	5,100	
	48	32	16	14	1		31	18		30	30	1	15	15	12	4,466	
	49	40	17	20	2	1	40	26	15	37	37	4	35	21	15	3,546	
	50	35	18	16		1	35	28	18	34	34	4	35	15	16	3,200	
	51	60	25	35			60	46	20	60	60	9	54	33	20	3,420	
	52	27	9	18			27	25	18	27	27	11	26	18	8	2,012	
	53	14	5	7	2		14	6	2	12	12		7	7	4	3,300	
	54	24	13	10	1		24	5	3	23	23		11	11	10	6,880	
	55	18	10	6	2		18	2		16	16	1	6	6	7	7,071	
	56	17	13	2	2		17	6		15	15		3	3	9	6,555	
	57	35	12	23			35	31	22	35	35	8	34	23	12	3,441	
	58	17	7	10			17	13	4	17	17	3	17	10	6	3,700	
	59	27	18	9			27	15	5	27	27	5	27	8	14	3,364	
	60	11	11				11	6	1	11	11		11	8	11	3,227	
	61	9	7	2			9	8		9	9		8	8	5	3,200	
	62	71	37	33		1	71	31	9	70	70	3	34	32	27	4,537	
	63	15	8	7			15	8	3	15	15	4	7	7	5	3,140	
	64	6	4	2			6	3	2	6	6	1	5	5	1	2,585	
	65	19	10	9			19	15	5	19	19	4	19	9	8	3,900	
	66	6	4	2			6	6		6	6		4	4	3	3,500	
	67	37	3	29	4	1	35	5	4	32	32	5	32	3	2	3,403	
	68	12	10	2		1	12	2		12	12		10	10	2	4,777	
	69	31	25	5	1		31	9	3	30	30	3	30	6	2	4,828	
	70	9	8	1			9	8	1	9	9		8	8	6	5,233	
	72	14	6	8			14	9	4	14	14		9	8	7	3,960	
	73	9	7	2			9	4	2	9	9	1	6	8	5	3,185	
	74	5	3	2			5	3		5	5	1	2	2	3	3,100	
	75	12	9	3			12			12	12	1	12	3	7	5,071	
	76	10	8	1		1	10	2	1	9	9		1	1	7	4,228	
	77	7	3	4			7	3	1	7	7		4	4	1	2,500	
	78	9	7	1		1	9	2	2	8	8		1	1	6	4,066	
	79	2					2			2	2						
	80	2					2			2	2						
	81	9	3	6			9	5	1	9	9	3	6	6	3	4,166	
	82	3	3				3	3		3	3		3	3	2		
	83	1					1			1	1						
	84	5	5				5			5	5				5	5,260	
	85	12	7	4	1		12	5	1	11	11		5	20.80	6	3,450	

<sup>1</sup>For renter - occupied dwelling units and vacant nonseasonal not dilapidated units, for rent.  
<sup>2</sup>For owner - occupied dwelling units and vacant nonseasonal not dilapidated units, for sale only.

Table 3.—CHARACTERISTICS OF HOUSING FOR CENSUS TRACTS, BY BLOCKS: 1950—Con.

Census tract	Block	All dwelling units by occupancy and tenure					All dwelling units by condition and plumbing facilities			Occupied dwelling units			Contract monthly rent <sup>1</sup>		Value <sup>2</sup> of one-dwelling-unit structures		
		Total	Owner occupied	Renter occupied	Vacant non-seasonal not dilap., for rent or sale	Other vacant and non-resident	Number reporting	No private bath or dilap.	No running water or dilap.	Total	Persons per room		Number reporting	Average monthly rent (dollars)	Number reporting	Average value (dollars)	
											Number reporting	1.51 or more					Occupied by non-white
19	2	115	98	7	14	3	113	7	4	98	91	5	93	3	65.66	96	6,609
	3	55	45	7	3		55	7	4	52	52	7	50	6	27.50	45	6,615
	4	20	8	12			20	15	1	20	19		20	12	12.16	5	4,600
	5	15	10	5			15	13	1	15	15		13	5	21.20	9	4,122
	6	30	16	13		1	29	23	14	29	29	4	29	12	14.41	15	3,613
	7	12	6	6			12	10	4	12	12	2	12	5	12.40	6	3,433
	8	12	8	4			12	10	2	12	12	2	11	4	13.00	7	3,928
	9	21	11	9		1	21	16	10	20	20	2	21	8	11.75	10	4,120
	10	28	16	12			28	12	3	28	28	4	25	12	14.83	14	3,614
	11	10	7	3			9	5		10	10	1	8	3	19.66	6	3,416
	12	13	7	6			12	9	1	13	13	3	10	6	10.83	6	4,033
	13	20	6	14			20	17	5	20	20	5	19	14	13.07	4	3,350
	14	21	19	1			21	5	1	20	20			2		17	6,635
	15	287	255	30	1	1	277	21	4	285	283	6	23	27	42.81	238	6,766
	16	8	5	2			7	7		7	7			1		4	5,925
	17	17	13	4			17	4		17	17			4	31.00	11	6,909
	18	16	13	3			16	3	1	16	15			3	36.66	11	6,045
	19	18	14	3		1	17	1	1	17	17			2		11	7,290
	20	21	20	1			21	1	1	21	21					18	6,150
	21	20	12	7		1	19	3		19	19			7	37.85	9	6,944
	22	22	17	5			21	3	2	22	22	1		4	41.25	13	10,230
	23	26	16	10			22	5		26	26	1		8	31.00	11	7,681
	24	30	20	9		1	27	4		29	29			7	38.42	16	7,250
	25	39	27	9		3	38	11		36	36			9	29.44	24	7,250
	26	38	25	11		1	37	9	3	36	36			12	39.91	21	5,033
	27	35	29	6			35	1	1	35	35			6	32.66	26	7,150
	28	15	12	2		1	15	4		14	14			3	33.00	9	7,500
	29	25	13	10		1	25	8		23	23	1		9	35.00	7	5,428
	30	24	13	7		1	24	12	4	20	20	1		5	23.60	8	5,662
	31	20	8	11		1	20	12	2	19	19	1		10	33.00	4	5,750
	32	21	13	7		1	20	6	2	20	20	1		8	27.00	9	6,066
	33	29	14	11		1	25	13	2	28	28	1		11	34.00	9	7,000
	34	25	11	13		1	16	5	2	24	23			12	26.41	6	5,583
	35	21	14	5		2	18	3		19	19			4	35.50	12	6,416
	36	24	8	16			19	3		24	23			15	31.40	5	8,400
	37	24	15	9			23	4		24	24	1		8	38.12	12	7,000
	38	33	16	15		2	33	17		31	31			17	32.58	10	5,950
	39	36	17	19			36	12		36	36	2		17	35.05	11	6,727
	40	16	15	1			16	2		16	16			1		13	6,853
	41	15	9	6			15	1		15	15			5	36.40	9	6,555
	42	29	18	11			28	4		29	27	1		9	38.66	14	6,892
	43	25	14	10		1	25	6		24	24	3		11	43.81	11	6,681
	44	21	11	9		1	20	2	2	20	19			7	33.42	7	6,357
	45	11	4	5		1	11	1		9	9			6	27.83	3	7,166
20	1	16	15	1			16			16	16			1		13	9,384
	2	28	20	8			28	6		28	28			8	33.62	15	5,733
	3	22	14	8			22	6		22	22			8	28.75	10	6,700
	4	17	11	6			17	4		17	17			4	44.75	9	6,944
	5	20	15	4		1	20	4		19	19			2	44.54	11	7,454
	6	20	11	9			20	9		20	20	3		8	41.87	8	6,750
	7	36	14	20		2	36	16	1	34	34	1	2	19	35.26	6	7,583
	8	21	14	7			21	3		21	21			5	35.40	11	8,590
	9	17	10	7			17	4		17	17			6	35.33	8	9,075
	10	13	7	5		1	13	4		12	12	2		4	42.75	7	6,785
	11	19	15	4			19			19	19			4	48.00	11	8,636
	12	2															
	13	1															
	14	16	8	8			16	1		16	16		1	7	26.57	7	6,357
	15	20	14	6			20	2		20	20			6	37.50	11	7,954
	16	19	16	3			19	2		19	19			2		15	7,120
	17	12	10	2			11	1		12	12		3	2		9	8,000
	18	11	2	9			11	2		11	11			9	31.33		
	19	7	2	5			7	7	2	7	7			4	37.50		
	20	19	16	3			19	5	1	19	19			3	26.66	15	6,360
	21	15	12	3			15	1		15	15			3	43.33	10	8,600
	22	16	12	4			16	2		16	16			4	48.75	12	7,108
	23	23	16	7			23	3		23	23	1		7	50.00	14	8,107
	24	4	3	1			4	4	2	4	4			1		2	
	25	9	3	6			9	2		9	9			6	40.00	2	
	26	11	10	1			11	1		11	11			1		9	8,966
	27	17	13	3		1	17	1		16	16			4	44.25	12	8,500
	28	5	4	1			5	2		5	5	1	1	1		3	9,333
	29	5	4	1			5	3	2	5	5	1	4	1		4	3,500
	30	73	24	46		3	73	7	5	70	70			17	29.29	23	6,230
	31	21	16	4		1	21	3	1	20	20			4	40.50	13	9,169
	32	14	9	5			14	2		14	14			5	26.40	9	8,111
	33	16	13	3			16	1		16	16			3	43.33	13	7,469
	34	15	13	2			15	1		15	15			2		13	8,015
	35	8	5	3			8	4	1	8	8		8	2		4	4,800
	36	7	5	2			7	4	2	7	7	1		1		2	2,500
	37	8	6	2			8	4		8	8		1	2		5	3,320
	38	12	10	2			12	2		12	12			2		9	3,388
	39	18	17	1			18	1		18	18			1		16	8,125
	40	17	12	4		1	17	1		16	16			3	66.66	11	6,209
	41	14	11	3			14	3		14	14			3	37.66	10	9,500

<sup>1</sup>For renter - occupied dwelling units and vacant nonseasonal not dilapidated units, for rent.  
<sup>2</sup>For owner - occupied dwelling units and vacant nonseasonal not dilapidated units, for sale only.

HOUSING—BLOCK STATISTICS

Table 3.—CHARACTERISTICS OF HOUSING FOR CENSUS TRACTS, BY BLOCKS: 1950—Con.

Census tract	Block	All dwelling units by occupancy and tenure					All dwelling units by condition and plumbing facilities			Occupied dwelling units			Contract monthly rent <sup>1</sup>		Value <sup>2</sup> of one-unit structure		
		Total	Owner occupied	Renter occupied	Vacant non-seasonal not dilap. for rent or sale	Other vacant and non-resident	Number reporting	No private bath or dilap.	No running water or dilap.	Total	Persons per room		Number reporting	Average monthly rent (dollars)	Number reporting	Average (dollars)	
											Number reporting	1.51 or more					Occupied by non-white
20	45	13	13						13	13							
	46	22	13	9					22	22		3	9	49.33	11	13	
	47	1															
	48	1															
	49	7	7						7	7					7		
	50	15	15						15	15					15		
	51	108	93	13	2		108	4	106	105			11	50.27	85		
	52	20	17	1	2		19		18	17			1		15		
	53	18	15	2		1	18	2	17	17			2		14		
	54	16	15	1			16		16	16			1		15		
	55	9	6	3			9		9	9			2		6		
	56	4	4				4		4	4					4		
	57	3	2	1			3		3	3			1		2		
	21	1	14	13	1		14			14	14			1		11	
		2	20	14	6		19			20	20			5	47.40	14	
4		29	18	7		29	9		25	25			9	34.44	12		
5		21	19	1	2	20			20	20			1		20		
6		31	28	3		31			31	31			2		23		
7		29	17	12		29			29	29			11	41.18	13		
8		11	9	2		11			11	11	1		2		8		
9		33	27	4		33	2	2	31	31			4	46.25	22		
10		16	13	2	1	15	2	2	15	15			2		12		
11		20	17	3		20	3		20	20			3	38.33	14		
12		23	15	7		23	5	4	22	22			1	30.00	13		
13		16	16			16			16	16	1		1		14		
14		16	16			16	1		16	16					13		
15		19	17	1	1	18			18	18					17		
16		28	24	4		27	3		28	27			1		20		
17		17	14	3		17			17	17			3	50.00	14		
18		18	14	4		18	1		18	18			3	46.66	13		
19		18	15	2		17			17	17			3	60.00	14		
20		18	12	3	3	18	2	2	15	15			3	55.00	9		
21		27	22	5		27	3	1	27	27			4	37.50	18		
22		24	14	10		24	2		24	24			9	35.33	12		
23		33	23	10		32	7		33	32			1	36.20	14		
24		24	17	6		24	3		23	23			6	38.50	13		
25		24	21	3		24	3		24	24			3	50.00	21		
26		16	15	1		16			16	16			1		14		
27		20	17	3		20	2		20	20	1		3	36.00	12		
28		11	10	1		11			11	11			1		10		
29		31	22	7	2	31	2		29	29			1	91.00	21		
30		22	16	2	2	22	2		18	18			2		17		
31		21	17	4		21	2		21	21			4	38.75	15		
32		22	17	5		22	2		22	22			5	37.00	15		
33		5	5			5			5	5					5		
34		29	22	7		29	6		29	29			6	36.50	15		
35		26	22	2		26	2		24	24			1		22		
36		26	22	4		26	1	1	26	26			3	32.33	20		
37		10	9	1		10			10	10			1		8		
38		27	20	7		27	2	1	27	26			5	32.40	17		
39		23	19	4		23			23	23			4	37.50	18		
40		19	17	2		19	1		19	19			2		16		
41		3	3			3			3	3					3		
42		19	17	2		18			19	19			2		14		
43		21	17	4		21	2		21	21			4	38.75	15		
44		14	11	3		14			14	14			3	54.33	10		
45		23	23			23			23	23					23		
46		27	24	3		25	1		27	27	1		3	55.33	21		
47		23	18	3	3	23			19	19			2		15		
48		15	13	2		15			15	15			2		13		
49		10	8	2		10			10	9			2		7		
50		12	8	2	2	12			10	10			1		7		
51		15	13	2		15			15	15			2		12		
52		12	12			12			12	12					12		
53		8	8			8			8	8					8		
54		14	12	2		14	2		14	14	1		2		11		
55		13	12	1		13			13	13			1		12		
56		10	7	3		10			10	10	1		3	43.33	6		
57		9	9			9			9	9					9		
58		8	8			8			8	8					8		
59		19	16	3		19	2		19	19			3	28.33	13		
60		9	7	2		9			9	9					6		
61		16	12	4		16	1		16	16	2		4	43.25	12		
62		13	10	3		13			13	13			3	31.00	8		
63		17	15	2		17	3	1	17	17	1	1	3		13		
64		15	12	3		15			15	15			3		11		
65		17	13	4		17	2		17	17			2	61.66	12		
66		19	15	4		19	2		19	19			3	35.00	12		
67		10	9	1		10			10	10			1		8		
68		16	13	1	2	16			14	14	1		1		13		
69		9	9			9			9	9					9		
70		13	13			13			13	13					13		
71		9	7		1	9			7	7					8		
72		1															

<sup>1</sup>For renter - occupied dwelling units and vacant nonseasonal not dilapidated units, for rent.  
<sup>2</sup>For owner - occupied dwelling units and vacant nonseasonal not dilapidated units, for sale only.

Table 3.—CHARACTERISTICS OF HOUSING FOR CENSUS TRACTS, BY BLOCKS: 1950—Con.

Census tract	Block	All dwelling units by occupancy and tenure					All dwelling units by condition and plumbing facilities			Occupied dwelling units			Contract monthly rent <sup>1</sup>		Value <sup>2</sup> of one-dwelling-unit structures		
		Total	Owner occupied	Renter occupied	Vacant non-seasonal not dilap., for rent or sale	Other vacant and non-resident	Number reporting	No private bath or dilap.	No running water or dilap.	Total	Persons per room		Occupied by non-white	Number reporting	Average monthly rent (dollars)	Number reporting	Average value (dollars)
											Number reporting	1.51 or more					
21	73	17	14	3					17	17			3		12	6.766	
	74	5	4	1		16			5	5			1	60.00	3	7.500	
	75	4	4			4			4	4					4	8.750	
	76	5	4	1		5	1	1	5	5	1				4	6.625	
22	1	28	18	9		28	10	2	27	27	1	1	8	34.75	11	7.690	
	2	25	18	7		25	10	1	25	24			5	35.20	13	6.476	
	3	24	17	7		24	9		24	24			7	27.00	12	7.456	
	4	22	15	7		19			22	22			4	37.00	10	7.000	
	5	18	18			18			18	18					17	7.294	
	6	23	12	11		23	1		23	22	1		8	40.87	11	8.227	
	7	23	14	9		22	2		23	23			8	52.25	11	7.816	
	8	20	17	3		19			20	19			3	45.00	13	6.730	
	9	25	16	9		23			25	25			7	37.85	14	7.378	
	10	14	5	9		13	2		14	14			9	34.77	2		
	11	19	14	3	1	1	17			17	17		2		12	7.416	
	12	39	31	7	1	1	36	1		38	36		6	46.66	27	8.074	
	13	25	17	8			24	6		25	25		8	38.75	12	8.166	
	14	21	16	5			21	2		21	21		4	33.25	14	8.185	
	15	23	17	6			23	6		23	23		6	41.33	12	7.666	
	16	20	12	7	1		20	4	1	19	19		8	40.50	10	8.000	
	17	17	15	2			17	4		17	17		1		12	9.333	
	18	17	17				17			17	17				17	7.805	
	19	20	14	6			19	8		20	20	1	6	36.33	10	7.300	
	20	18	18				18			18	18				17	8.235	
	21	17	12	5			17	2		17	17		5	40.60	10	7.700	
	22	81	60	20		1	81	36	5	80	80	6	11	31.72	53	5.979	
	23	22	11	8		3	17	5	1	19	18		7	35.42	7	10.000	
	24	8	8				8			8	8				8	10.500	
	25	19	16	3			19	4		19	19	1	2		12	7.416	
	26	17	15	2			17	2		17	17		2		14	7.892	
	27	18	13	4		1	18			17	17		4	27.75	12	7.950	
	28	19	15	4			19	4		19	19		3	46.00	12	6.833	
	29	29	11	3			14			14	14		3	52.66	10	7.170	
	30	14	11	3			14			14	14				10	7.170	
	31	7	7				7	3		7	7				6	6.166	
	32	5	3	2			5	3	3	5	5				3	2.833	
	33	1					1			1	1				1	2.100	
	34	9	7	2			9	9	4	9	9		1		5	2.100	
	35	1					1			1	1				1	2.100	
	36	2	6	1		2	6	5	3	4	4	3	1		3	2.500	
	37	18	12	6	1		18	13	3	18	18		5	18.40	10	2.700	
	38	33	21	10	1	1	33	25	16	31	31	6	10	17.50	12	4.358	
	39	12	10	2			12	7		12	12		1		10	5.040	
	40	25	18	7			23	20	12	25	24	3	24	14.14	14	3.471	
41	14	7	6		1	14	14	14	13	13	4	6	9.83	5	2.080		
42	7	5	2			7	7	7	7	7	1	1		4	2.550		
43	9	7	2			8	8	7	9	8		1		4	7.50		
44	14	12	2			12	12	5	14	13		2		11	2.327		
45	14	12	1	1		13	11	5	13	13		1		11	1.663		
46	45	34	11		1	45	29	24	45	45	3	11	14.00	29	4.610		
47	9	3	5		1	9	7	5	8	8		5	12.40	2	1.825		
48	9	5	4		1	9	8	4	9	9	1	4	23.75	4	1.825		
49	7	7			1	7	1		7	7				7	7.814		
50	8	7	1			8	8		8	8		1		7	8.114		
51	10	8		2		10	8	1	10	8				7	8.385		
52	13	11	1	1		13	11		11	11				10	8.070		
53	12	12				12	12		12	12				11	7.790		
54	6	6				6	6		6	6				6	7.683		
55	4	4				4	4		4	4				4	5.250		
56	8	7	1			8	7		8	8		1		7	7.400		
57	10	10				10	10		10	10				9	8.244		
58	4	4				4	4		4	4				4	10.000		
23	1	7	3	4		6	4		7	7	2		4	20.75	2		
	2	1				1			1	1							
	3	18	5	3		8	2	2	8	8		3	40.00	5	7.100		
	4	13	9	4		12	6	2	13	12		4	47.00	7	12.142		
	5	16	10	6		16	6	4	16	16	1	5	9.00	2	2.625		
	6	10	9	1		10	9	2	10	10	2	8	6.00	4	2.625		
	7	9	5	4		9	8	5	9	8		2	40.00	2	3.933		
	8	1				1			1	1					3	3.933	
	9	1				1			1	1					3	3.933	
	10	10	9	1		10	9	2	10	10	2	1	2	40.00	2	3.933	
	11	1				1			1	1					3	3.933	
	12	1				1			1	1					3	3.933	
	13	1				1			1	1					3	3.933	
	14	1				1			1	1					3	3.933	
	15	26	20	6		26	25	17	26	26	4	22	6	8.66	18	1.866	
	16	6	6			6	6		6	6			1		5	5.400	
17	10	5	5		10	7	6	9	9	1	3	3	26.66	5	2.860		
18	7	4	3		7	6	3	6	6		3	3	20.00	3	2.833		
19	21	8	13		21	21	18	21	21	11	5	12	10.50	5	2.000		
20	16	6	10		16	15	13	16	16	5	5	7	9.28	2			
21	1				1			1	1					2			
22	1				1			1	1					2			
23	10	6	4		10	3		10	10			3	33.33	3	5.000		
24	19	7	10	2		19	8	7	17	17	2	12	18.00	4	6.700		
25	6	4	1		6	6	6	6	5	5	1			3	933		

<sup>1</sup>For renter - occupied dwelling units and vacant nonseasonal not dilapidated units, for rent.  
<sup>2</sup>For owner - occupied dwelling units and vacant nonseasonal not dilapidated units, for sale only.



HOUSING—BLOCK STATISTICS

Table 3.—CHARACTERISTICS OF HOUSING FOR CENSUS TRACTS, BY BLOCKS: 1950—Con.

Census tract	Block	All dwelling units by occupancy and tenure					All dwelling units by condition and plumbing facilities			Occupied dwelling units			Contract monthly rent <sup>1</sup>		Value <sup>2</sup> of one-dwelling-unit structures			
		Total	Owner occupied	Renter occupied	Vacant non-seasonal not dilap., for rent or sale	Other vacant and non-resident	Number reporting	No private bath or dilap.	No running water or dilap.	Total	Persons per room		Number reporting	Average monthly rent (dollars)	Number reporting	Average value (dollars)		
											Number reporting	1.51 or more					Occupied by non-white	
23	37	34	18	15		1	31	30	26	33	30	4	28	13	13.76	17	2,300	
	38	15	13	1		1	15	12	3	14	14	3	14	1		12	3,875	
	39	16	11	4			16	7	6	15	15	3	15	4	13.00	9	4,111	
	40	28	18	10		1	27	23	11	28	28	8	27	9	14.77	13	3,538	
	41	7	3	4			7	7	1	7	7		7	4	27.75	3	6,500	
	42	14	13	1			14	14	1	14	14		14	1		13	7,338	
	43	35	26	8	1		34	4	1	34	34		34	8	35.62	24	7,241	
	44	27	23	4			27	27		27	27		27	4	45.75	21	7,490	
	45	15	10	4	1		15	15	2	14	14		14	4	46.25	11	9,418	
	46	68	31	33	3	1	66	6	2	64	62	1	34	21	36.58	21	8,080	
	47	35		34		1	32	1	1	34	34		32	40	31.46			
	48	98	56	41		1	97	33	1	97	95	4	4	40	34.15	42	8,500	
	49	26	19	7			24	11	6	26	26	6	9	7	29.28	11	4,790	
	50	2																
	51	7		7			7	7	7	7	7	4	6	7	41.4			
	53	36	14	22			35	4	4	36	36		22	22	22.31	9	6,088	
	54	15	10	5			15	6		15	15		5	5	32.00	6	5,550	
	55	27	18	9			26	4		27	27	1	9	9	39.11	11	9,409	
	56	7	4	3			5	2		7	7		3	3	31.66	3	12,000	
	57	18	12	6			18	3	1	18	18		4	4	47.50	10	9,800	
	58	26	18	7		1	25	5	1	25	25		6	6	47.16	11	8,545	
	59	20	17	3			20	2		20	20		3	3	45.00	15	7,533	
	60	14	11	3			13	9	5	14	13	1	14	3	12.00	10	3,800	
	61	30	18	9	1	2	30	28	2	27	27	3	27	5	16.00	13	3,046	
	62	32	22	10			32	31	2	32	32	3	29	9	10.77	19	3,105	
	63	7	7				7			7	7					6	6,350	
	64	11	8	3			11	2		11	11		3	3	46.33	6	7,083	
	65	26	19	7			26	1		26	26		7	7	40.85	14	9,371	
	66	13	9	4			12	1		13	13		4	4	31.50	3	8,400	
	67	9	5	3		1	9	2		8	8		3	3	48.00	4	10,875	
	68	22	18	4			21	9		22	22		4	4	33.00	16	7,625	
	69	9	9				9			9	9					6	7,916	
	70	5	5				5			5	5					4	9,500	
	71	19	12	7			19	19	18	19	19	5	19	5	9.20	12	1,900	
	72	78	61	7	2	8	78	3	3	68	68	2	3	6	26.16	59	13,830	
	73	20	16	3		1	20			19	19		3	3	61.00	15	8,906	
	74	13	13				13			13	13					13	7,884	
	75	3	3				3			3	3					3	9,166	
	76	20	17	3			20	4		20	20		1	1		11	9,227	
	77	26	20	6			26	3		26	25		4	4	38.75	16	8,112	
	78	6	3	3			6			6	6		3	3	25.33	2		
	79	10	4	6			10	1		10	10		5	5	30.20	4	6,625	
	80	15	10	5			15	3		15	15		4	4	17.75	9	6,833	
	81	6	2	4			6	3		6	6		4	4	45.00	1		
	82	8	6	2			8	8		8	8	1	1	2		3	6,500	
	83	20	10	9	1		20	4		19	19	1	3	10	17.50	7	5,900	
	84	10	5	5			10			10	10		5	5	48.00	3	8,833	
	85	13	11	2			13	2		13	13		2	2		11	9,272	
	86	8	7	1			8	2		8	8	1	1	1		5	7,960	
	87	29	26	3			29	1		29	29		3	3	41.00	24	9,541	
88	30	24	6			30	2		30	29		6	6	53.50	20	9,520		
89	22	17	5			22			22	22		4	4	53.75	13	12,153		
90	24	22	2			24	2		24	24	1	1	1		19	10,368		
91	8	8				8			8	8					8	21,000		
92	6	6				6			6	6					6	16,750		
93	14	14				14			14	14					14	15,928		
94	26	24	2			26			26	26		1	1		21	12,952		
95	16	14	1		1	15			15	15		1	1		14	11,357		
96	25	24	1			23			25	25		1	1		22	12,000		
97	9	8	1			9			9	9		1	1		7	10,000		
98	16	14	2			16	2		16	16					13	16,807		
99	18	18				18	1	1	18	16		1	1		17	20,941		
100	6	5		1		6			5	5					5	23,500		
101	10	8		1	1	10			8	8					8	15,375		
102	22	19	3			22			22	21		1	1		17	9,823		
103	54	48	6			54			54	54		5	5		46	11,021		
104	65	55	10			64	8	4	65	65	3	1		54.40	46	11,021		
106	5	1	4			5	5		5	5		1	1	26.12	50	8,498		
107	6	1	3		2	6	5		5	5		4	4	14.00				
108	3	1	2			3	3		3	3		1	1	5.00				
109	6	5			1	5	5	5	5	5		1	5	8.80				
110	9		8			9	8	7	9	8		3	2	9.00				
114	9	7	2			9	8	2	9	9		2	2		4	3,875		
24	1	2																
	2	10	2	8			10	9	7	10	10	2	4	8	15.25	1		
	3	6	3	3			6	6	5	6	5		6	3	9.33			
	4	143	58	85			142	128	108	143	143	19	140	83	14.31	45	6,228	
	5	11	4	7			11	8		11	11		10	7	15.71	4	7,750	
	6	67	14	53			67	47	29	67	67		17	51	14.31	12	4,108	
	7	11	2	9			11	11	10	11	11		9	9	16.33	2		
	8	11	5	6			11	11	8	11	11		6	6	16.66	5	3,040	
	9	18	6	12			18	11	8	18	18		17	12	13.25	4	4,925	
	10	78	32	45	1		77	59	33	77	75	18	73	44	10.70	31	5,022	
	11	86	6	79		1	82	82	76	85	85	29	82	79	10.44	6	4,250	

<sup>1</sup>For renter - occupied dwelling units and vacant nonseasonal not dilapidated units, for rent.  
<sup>2</sup>For owner - occupied dwelling units and vacant nonseasonal not dilapidated units, for sale only.

Table 3.—CHARACTERISTICS OF HOUSING FOR CENSUS TRACTS, BY BLOCKS: 1950—Con.

Census tract	Block	All dwelling units by occupancy and tenure					All dwelling units by condition and plumbing facilities			Occupied dwelling units			Contract monthly rent <sup>1</sup>		Value <sup>2</sup> of one-dwelling-unit structures		
		Total	Owner occupied	Renter occupied	Vacant non-seasonal not dilap., for rent or sale	Other vacant and non-resident	Number reporting	No private bath or dilap.	No running water or dilap.	Total	Persons per room	Occupied by non-white	Number reporting	Average monthly rent (dollars)	Number reporting	Average value (dollars)	
24	12	38	17	21		38	30	19	38	38	3	18	18	19.61	13	2,915	
	13	3		3		3	3	2	3	3	1	2	3	9.33			
	14	27	22	25		27	27	26	27	27	10	27	25	12.72			
	15	27	22	25		27	25	23	27	27	10	26	25	13.32	1		
	16	32	25	26	1	31	29	25	31	30	8	30	27	13.66	1		
	17	49	16	32		48	34	9	48	47	14	41	32	13.90	8	4,025	
	18	21	16	16		21	18		21	21	4	17	16	16.43	5	3,720	
	19	73	12	60		72	70	59	72	70	24	69	59	12.50	8	5,062	
	20	20	1	16		20	19	12	17	17	5	12	16	19.87	1		
	21	66	8	58		65	61	34	66	66	19	63	58	13.00	4	4,425	
	22	46	17	27	1	46	37	14	44	44	9	44	25	11.96	18	2,750	
	23	72	14	57	1	72	56	13	71	71	17	69	54	14.07	13	3,415	
	24	11	6	8		14	11	3	14	14	3	14	6	16.66	3	5,666	
	25	11	7	5		12	12	8	12	12	2	8	4	13.00	3	4,500	
	26	11	6	4		11	7	2	10	10	1	1	4	12.50	4	4,875	
	27	26	10	16		26	24	8	26	26	5	24	16	16.06	8	3,250	
	28	56	10	43	1	54	53	39	53	52	15	50	43	10.13	8	2,812	
	29	11	4	10		11	11	9	10	10	3	9	9	8.11			
	30	23	19	19		22	14	1	23	23	1	12	18	15.38	3	6,500	
	31	88	23	64	1	84	61	24	87	86	12	48	64	15.01	13	3,969	
	32																
	33																
	34	48	5	43		48	41	20	48	48	16	39	38	12.39	3	6,000	
	35	1															
	36	14	5	9		14	11	1	14	14	7	12	9	10.00	5	3,060	
	37	12	3	7		12	2		12	12		7	7	22.57	2		
	38	17	8	7	2	17	2		15	15		9	9	35.88	8	6,500	
	39	15	12	3		15	2		15	15		3	3	33.33	10	5,780	
	40	12	5	7		12	11	1	12	12		7	7	16.42	5	4,700	
	41	6	1	5		6	6	2	6	6	2	5	5	21.40	1		
	42	36	21	15		36	2	1	36	36	2	3	15	33.20	19	4,963	
	43	5	2	28	1	49	17	8	52	52	5	28	28	29.10	15	5,720	
	44																
	45																
	46	22	13	9		21	8	2	22	22	1	8	8	33.62	7	4,471	
	47	40	9	30	1	39	17	9	39	39	6	31	31	38.87	7	3,757	
	48	76	28	43	5	75	9		71	70	2	44	44	50.18	18	4,738	
	49	9	7	2		8	3		9	8		1	1		6	4,533	
	50	33	1	2		33	3		33	33		3	2		1		
	51	18	11	18		18	18	3	18	18	3	17	18	9.77			
	52	22	11	11		22	19		22	22	6	21	9	12.33	10	3,450	
	53	16	6	10		16	9	1	16	16	4	12	10	14.10	5	6,900	
	54	18	2	16		17	11	3	18	18	4	15	16	16.68	1		
	55	16	2	10		14	10		14	14	3	9	10	13.80	4	8,000	
	56																
	25	1	12	2	10		11	6	16	12	12	1	9	2,222	1		
		2	26	1	25		26	25	16	26	25	10	23	24	8.33	1	
		3															
		4	27		27		26	26	24	27	27	15	27	27	6.77		
		5	54	52	4		54	4		54	4	12	27	27	7.00	51	1,866
		6	4		4		4	1		4	4		4	7.00			
		7	27	11	15	1	26	13	4	26	26	1	11	11	16.09	10	2,490
		8	18	18			18			18	18	3	3	3		19	1,905
		9	26	25	1		26	26		26	26	6	6	1		25	2,100
		10	22	2	19	1	21	7		21	21	5	6	20	9.90	2	
		11															
12																	
13		7		7		6	6	6	7	7	3	7	7	76.71			
14		21		21		21	21	16	21	21	8	21	20	7.80			
15		1															
16		50		49		50	49	12	49	49	15	46	48	11.60			
17		41	1	40		41	40	22	41	41	10	40	40	12.25			
18		50		50		50	50	50	50	50	18	48	50	11.00			
19		59	1	56	1	59	48	45	57	57	13	39	55	7.92			
20		2															
21		27	16	11		27	21	5	27	27	1	21	10	21.30	14	2,650	
22		24	10	14		24	19	1	24	24	6	7	13	21.30	6	3,183	
23																	
24	30	3	21	1	23	15	3	24	23	8	11	22	16.72	3	2,000		
25	41	24	17		41	11		41	41	4	1	16	26.00	16	4,012		
26	29	5	24		28	18		29	29	6	11	23	23.65	2			
27	15	7	7	1	14	3		14	13	2	8	8	27.87	4	4,250		
28	28	7	19	2	28	14	3	26	26	2	1	21	33.52	2			
29	43	18	25		43	10		43	43	1	25	25	28.16	12	5,583		
26	1	18	1	17		18	17	3	18	18	3	17	16	12.75	1		
	2	43	5	37		42	31		42	42	7	29	36	16.16	4	5,125	
	3	3	1	2		3	1	1	3	3	1	2	2				
	4	23	9	13		22	4		22	21	4	13	13	28.61	8	6,287	
	5	14	5	9		14	7		14	14	3	8	9	22.44	5	7,300	
	6	44	12	32		41	12	6	44	44	2	3	32	28.96	7	6,071	
	7	19	16	3		19	3		19	19	1	3	3	13.00	15	6,033	
	8	21		11	5	21	11		16	16	2	2	16	34.56	1		
	9	60	25	57		60	54	8	59	59	21	56	56	11.16	1		
	10	48	5	40	1	48	24	16	45	45	9	34	40	15.60	2		
	11																
	12	62	5	56		61	49	23	61	61	15	31	56	21.00	2		
	13	86		86		86	71	71	86	86	29	86	86	12.37			
	14	11		11		11	5	2	11	11	4	10	8	27.12			
15	87		87		86	44		87	87	25	85	87	14.74				
16	162	1	148		162	157	156	149	149	39	132	146	16.06	1			
17	51		50	1	51	50	5	50	50	18	47	50	12.74				
18	9		8		8	8	1	8	8	2	7	8	14.25				

<sup>1</sup>For renter - occupied dwelling units and vacant nonseasonal not dilapidated units, for rent.  
<sup>2</sup>For owner - occupied dwelling units and vacant nonseasonal not dilapidated units, for sale only.

HOUSING—BLOCK STATISTICS

Table 3.—CHARACTERISTICS OF HOUSING FOR CENSUS TRACTS, BY BLOCKS: 1950—Con.

Census tract	Block	All dwelling units by occupancy and tenure					All dwelling units by condition and plumbing facilities			Occupied dwelling units			Contract monthly rent <sup>1</sup>		Value <sup>2</sup> of one-dwelling-unit structures		
		Total	Owner occupied	Renter occupied	Vacant non-seasonal not dilap., for rent or sale	Other vacant and non-resident	Number reporting	No. private bath or dilap.	No running water or dilap.	Total	Persons per room		Number reporting	Average monthly rent (dollars)	Number reporting	Average value (dollars)	
											Number reporting	1.51 or more					Occupied by non-white
26	22	19		19		19	13		19	19	3	18	19	15.57			
	23	41		41		40	40	1	41	41	11	39	40	13.27			
	24	45	2	43		45	45		45	45	14	42	43	11.13			
	27	43		42	1	43	42	13	42	42	12	42	43	9.62			
	31	5		5		5	5	5	5	5	1	4	5	16.60			
	32	1															
	33	6	1	5		5	4	2	6	5	5	6	4	10.75	1		
	34	32	1	30		31	28	12	31	31	14	29	29	12.41			
	35	18	2	13	3	15	5	2	15	15	6	6	16	27.25	1		
	36	38	3	35		34	28	3	38	37	9	37	35	16.08	1		
	39	4	1	3		4	3	3	4	4	4	4	3	16.33	1		
	40	18		18		18	18	11	18	18	1	18	18	9.38			
	41	68	1	67		68	63	20	68	68	22	67	67	9.88			
	43	26		26		21	17	5	26	25	3	25	25	16.68			
	44	131		131		131			131	131	3		131	25.20			
	45	149		147	1	149			147	147			146	27.02			
	46	110	9	100		96	91	25	109	105	34	101	96	12.27	6	358.3	
	50	22	2	20		22	20	20	22	22	4	13	20	38.55	1		
	51	2															
	27	1	22	2	16	1	4	20	20	18	18	4	10	15	19.53	2	
		3	160	1	158		159	43	26	159	156	2	155	28.01			
4		55	1	49		50	15	15	50	49	9	46	31.39				
8		15	1	14		15	15	15	15	15	7	13	20.53				
9		43		43		43	39	39	43	43	9	43	18.58				
10		28		28		27	27	23	28	27	5	27	22.25				
12		1															
13		189	1	187	1	185	77		188	182	18		185	41.58			
15		158		157	1	157	1	1	157	153	2		154	26.72			
16		151		150		148			150	150			146	27.86			
18		161	5	155	1	157	2		160	157	2	1	149	28.19			
19		3		2	1	3	2		2	2		2	2				
21		11	1	8		10	9	5	9	8	1	1	7	34.71			
24		9		9		9			9	8			9	39.44			
25		34		32	2	34	9	8	32	32	2	34	28.05				
29		22															
30		22															
31		29															
32		9	1	8		9	9	9	9	9	6		8	13.50			
33		7		7		7	6	6	7	7	4	1	5	27.20			
41		1															
42	4		4		2	2		4	2	1	1	2					
49	6	2	6		6	6	6	6	6	2	5	5	13.60				
51	5		3		1	1	1	5	1			1					
28	1	43		43		42	42	19	43	43	10	43	43	9.39			
	2	300		300		288	24	14	300	300	5	299	299	14.65			
	3	28	1	27		28	20	3	28	28	7	26	28	15.07			
	4	54	17	37		53	12	10	54	54	7	1	34	26.79		53.00	
	5	19	4	15		18	7	5	19	19	3	15	20.60	2			
	6	159	4	157		161	44	25	161	161	8	23	55	20.56	2		
	7	139	28	102	1	136	118	53	130	129	39	126	102	14.84	16	37.68	
	9	11	3	8		10	7	6	11	10	2	10	8	16.00	2		
	10	56	8	48		55	46	18	56	56	13	55	48	16.50	7	57.14	
	12	18	11	7		18	18	9	18	18	1	18	7	12.57	10	30.50	
	13	24	2	22		23	19	17	24	24	8	24	22	10.54	1		
	14	26		26		24	23	21	26	25	7	25	25	15.88			
	15	36	3	30		34	34	26	33	33	12	31	30	13.66	2		
	16	12		12		12	12		12	10	2	12	11	9.72			
	17	68		68		66	57	38	68	65	20	68	68	12.66			
	18	82		79		79	77	20	79	78	18	78	79	11.40			
	19	6	1	5		6	5		6	6		6	5	22.80			
	20	24		24		22	22	5	24	23	8	24	23	13.17			
	23	13	1	12		13	12	10	13	13	3	12	12	9.08			
	24	20		19		20	19	8	19	19	6	11	19	19.78	1		
	25	33	1	32		33	30		33	33	11	33	31	14.16			
26	109		105		104	95	26	107	106	33	106	104	10.76				
27	125	1	122		123	120	103	123	118	46	123	121	13.33	1			
28	47		47		45	45	39	47	47	14	47	46	11.95				
44	19	8	16		19	18	7	19	17	5	18	16	9.62	7	41.71		
32	77	2	77	1	73	61	11	76	74	19	74	65	13.58	1	54.85		
33	3		1		3	3		3	3		3	1		2			
34	10	2	8		8	5		10	7	2	8	7	11.14	1			
35	44	9	35		44	31		44	44	3	43	34	14.20	5	61.00		
39	44	5	39		41	28	1	44	43	5	40	37	16.24	3	41.66		
40	46	7	39		45	35	20	46	46	12	46	39	20.41	6	57.16		
41	58	1	55		58	55	53	56	56	13	55	54	11.33				
42	43		43		43	43	30	43	43	19	43	43	15.83				
43	51	6	44		51	48	47	50	49	23	50	42	14.64				
44	34	5	27		34	26	25	32	32	10	30	26	21.80	2	63.33		
45	50	1	49		44	36	5	50	50	17	44	47	16.48				
46	29	2	26		29	22	21	28	28	12	25	24	21.54	1			
47	36	5	31	1	36	33	33	36	26	6	22	17	21.00	5	50.20		
48	57	3	52		57	56	56	55	55	13	45	50	15.88	1			

<sup>1</sup>For renter - occupied dwelling units and vacant nonseasonal not dilapidated units, for rent.  
<sup>2</sup>For owner - occupied dwelling units and vacant nonseasonal not dilapidated units, for sale only.

Table 3.—CHARACTERISTICS OF HOUSING FOR CENSUS TRACTS, BY BLOCKS: 1950—Con.

Census tract	Block	All dwelling units by occupancy and tenure					All dwelling units by condition and plumbing facilities			Occupied dwelling units			Contract monthly rent <sup>1</sup>		Value <sup>2</sup> of one-dwelling-unit structures			
		Total	Owner occupied	Renter occupied	Vacant non-seasonal not dilap., for rent or sale	Other vacant and non-resident	Number reporting	No private bath or dilap.	No running water or dilap.	Total	Persons per room		Number reporting	Average monthly rent (dollars)	Number reporting	Average value (dollars)		
											Number reporting	1.51 or more					Occupied by non-white	
28	49	34	1	32		1	32	31	20	33	33	15	33	32	17.12			
	51	55	7	46		2	55	49	37	53	53	17	53	44	16.52	7	3.714	
	52	53	2	51			53	36	1	53	53	23	52	49	14.83	2		
	57	39	3	36			39	34	1	39	39	10	39	35	15.91			
	58	62	2	60			61	60	54	62	61	23	62	57	11.73	2		
	59	28	2	26			26	25	20	28	28	11	28	26	12.96	2		
	60	1																
	61	75	2	70	1	2	74	57	28	72	72	22	72	71	18.76	1		
	62	40		37		3	40	33	26	37	37	7	37	37	22.35			
	64	11		10		1	11	11	11	10	10	5	10	10	21.50			
	65	10		10			10	9	9	10	10	4	10	9	17.88			
	66	20		19		1	20	15	12	19	19	4	19	19	18.47			
	67	25		25			25	24	22	25	25	6	24	25	19.88			
	68	3		3			3	3	3	3	3	1	3	3	9.00			
	69	51		46		5	49	49	39	46	46	13	46	46	11.89			
	72	42	1	41			41	39	39	42	42	7	42	41	15.02			
	74	5		4		1	5	5	5	4	4	1	4	4	12.00			
	75	36		36			36	36	36	36	36	10	36	36	13.16			
	77	12		11		1	12	10	10	11	11	3	10	11	24.90			
	78	25	1	24			25	23	23	25	25	6	23	24	14.75			
	81	37		32	1	4	37	35	33	32	32	11	31	31	16.74			
	82	9		9			9	9	9	9	9	3	9	8	12.50			
	83	20		20			20	20	20	20	20	10	19	19	10.84			
	84	3		3			3	3	3	3	3	3	3	3	14.66			
	85	10		8		2	10	10	10	8	8	7	7	8	17.87			
	86	4		4			4	3	3	4	4	3	3	4	40.00			
	92	6		6			6	6	6	6	6	6	6	6	11.33			
	93	34	1	33			32	32	31	34	34	9	33	33	12.24			
	94	9		9			9	9	9	9	9	4	4	9	17.44			
	95	34	1	33			33	32	32	34	34	8	29	32	16.78			
	96	28	2	26			26	23	23	28	28	7	26	25	14.76	1		
	97	14	1	12		1	14	11	11	13	13	3	8	12	19.25	1		
	98	5		5			5	5	5	5	5	1	5	5	16.40			
	99	13		13			13	11	10	13	13	4	11	12	23.66			
	100	3		3		1	3	3	3	3	3	2	2	2				
	101	28	3	23		2	28	27	26	26	26	4	22	22	15.77	1		
	102	14		14			14	11	11	14	14	1	5	14	14.71			
	103	22		22			22	21	19	22	22	9	21	22	14.04			
	104	8		8			8	7	7	8	8	3	8	8	11.50			
	105	2																
	113	1																
	114	13		13			13	13	13	13	13	2	12	12	10.66			
	29	1	83	17	65	1	81	56	1	82	82	18	82	63	16.85	12	41.33	
		2	53	16	37		53	28	2	53	52	8	53	36	22.00	14	51.07	
		3	47	17	30		47	24	1	47	47	6	46	29	17.93	13	55.00	
		4	39	15	24		39	26		39	39	10	39	24	14.50	9	47.22	
		5	56	24	32		55	33	11	56	55	5	56	32	16.21	23	45.17	
		6	42	9	33		41	32	28	42	42	7	41	33	11.87	9	74.44	
		7	46	7	39		46	33		46	46	3	46	2		4	60.00	
		8	38	2	36		38	36	1	38	38	3	38	1	1	4	7.25	
9		33	12	21		33	22	1	33	33	5	33	19	15.05	10	54.20		
10																		
11		32	26	6		32	7	2	32	32	2	29	6	30.00	23	70.43		
12		208		20		208			208	208	1	208	207	207	21.08			
13		96		96		96			96	96	1	96	96	96	20.32			
14		207		20		207			207	207	1	207	201	201	20.39			
15		9	3	6		9	5	3	9	9	9	7	7	7	15.83	2		
16		38	17	21		38	18	5	38	38	4	38	20	17	17.50	14	55.85	
17		42	17	25		42	14	4	42	42	5	40	23	20.98	13	44.00		
18		26	5	21		24	13	9	26	26	3	26	21	18.68	5	90.00		
19		37	15	22		35	18	13	37	37	6	37	21	20.76	13	48.00		
20		1																
22		76	32	43	1	76	55	6	75	75	23	73	42	17.50	32	39.21		
23		31	13	18		31	22		31	31	3	30	18	16.33	12	45.83		
24		46	7	39		46	38		46	46	12	45	18	13.10	5	39.00		
25		63	23	40		63	43	26	63	63	13	63	39	12.12	21	52.14		
26		37	10	27	1	37	25	4	37	37	8	36	26	11.00	10	9.60		
27		29	19	10		29	12	4	29	29	9	28	9	18.89	14	68.92		
28		37	19	18		37	22	8	37	37	6	37	27	17.81	14	61.50		
29		44	4	40		44	15	9	44	44	4	42	29	23.68	14	56.42		
30		52	19	33		52	43	31	51	51	10	48	32	14.32	14	43.33		
31		54	8	44	1	54	49	37	52	52	17	51	45	13.66	6	38.33		
32		17	10	6		17	7	5	16	16	1	15	6	21.16	8	58.12		
33		19	12	7	1	18	6	4	19	19	4	19	7	15.42	12	62.91		
34		38	12	26		37	6	2	38	38	6	38	24	29.58	10	68.50		
35		30	15	14	1	30	14	29	29	29	4	28	15	18.13	13	65.92		
36		44	4	40		44	38	9	44	44	12	42	40	16.07	4	100.00		
37		30	9	21		29	24		30	29	7	29	21	13.04	7	40.00		
38		26	4	22		26	23	1	26	26	6	25	22	13.77	4	45.00		
39		41	26	13	2	41	23	4	39	39	1	36	12	20.91	25	39.08		
40		22	12	10		22	5		22	22	1	21	9	19.33	10	65.50		
41		39	20	19		38	12		39	39	11	39	19	15.63	13	62.30		
42		71	19	52		71	41	2	71	71	13	71	52	13.46	15	53.46		
43		34	17	15	2	34	11		32	32	5	31	17	28.94	16	59.68		

<sup>1</sup>For renter - occupied dwelling units and vacant nonseasonal not dilapidated units, for rent.  
<sup>2</sup>For owner - occupied dwelling units and vacant nonseasonal not dilapidated units, for sale only.

HOUSING—BLOCK STATISTICS

Table 3.—CHARACTERISTICS OF HOUSING FOR CENSUS TRACTS, BY BLOCKS: 1950—Con.

Census tract	Block	All dwelling units by occupancy and tenure					All dwelling units by condition and plumbing facilities			Occupied dwelling units			Contract monthly rent <sup>1</sup>		Value <sup>2</sup> of one-dwelling-unit structures	
		Total	Owner occupied	Renter occupied	Vacant non-seasonal not dilap., for rent or sale	Other vacant and non-resident	Number reporting	No private bath or dilap.	No running water or dilap.	Total	Persons per room		Number reporting	Average monthly rent (dollars)	Number reporting	Average value (dollars)
											Number reporting	1.51 or more				
29	44	26	12	13	1	26	7	3	25	25	1	25	14	21.14	10	6444
	45	32	14	18		31	11	2	32	32	1	32	18	17.61	10	5700
	46	6	6			6			6	6		6				4583
	47	24	15	9		24	11		21	21		21	7	24.28	13	4730
	48	22	13	9	2	22	10	1	22	22		22	10	15.30	9	5944
	49	45	22	23	1	45	4	4	44	44		44	43	13.16	2	5000
	50	32	22	10		32	8		32	32		32	26	19.38	3	5000
	51	32	8	24		31	9		32	32		32	4	19.66	3	4666
30	1	17	12	5		17			17	17		17	4	40.00	11	9045
	2	7	7			7			7	7		7			7	13071
	3	38	32	6		38			38	37	1	37	5	79.00	29	12706
	4	14	14			14	3	3	14	14		14			13	8807
	5	6	6			6			6	6		6			2	
	6	34	32	2		34	1	1	34	33		33	2		32	11062
	7	14	10	4		14			12	12		12	2		10	11850
	8	7	7		2	7			7	7		7			5	11000
	9	15	8	7		15	3	1	15	15	1	15	5	41.40	6	7416
	10	32	19	10	2	32	5	1	29	29	1	29	2	43.41	16	10612
	11	19	19			19			19	19		19			22	11363
	12	22	22			22			22	22		22			14	9892
	13	14	14			14			14	14		14			11	11590
	14	15	13	2		15			15	15	1	15	1		14	9607
	15	21	17	4		21	1		21	21		21		55.00	16	9687
	16	22	17	5		22			22	22		22		55.66	10	9500
	17	28	15	13		28			28	28		28		39.33	12	9525
	18	17	13	4		17			17	17	1	17		58.33	12	13000
	19	19	19			19			19	19		19			18	13000
	20	23	19	4		23			23	23		23		61.66	18	10388
	21	22	19	3	1	21			22	22		22		33.33	17	9923
	22	15	10	3	1	15	2		13	13	1	13	4	36.75	7	8985
	23	20	12	8	1	20	1	4	19	19		19	7	27.16	1	12000
	24	26	8	18		26	11	4	22	22		22		29.22	1	12000
	25	5	5			5	2	4	5	5		5			3	5666
	26	10	4	6		10			10	10		10		40.20	3	12000
	27	12	6	6		12			12	12		12	5	38.50	4	9375
	28	21	16	5	1	21	2		20	20		20		48.50	12	17916
	29	20	11	9		20	2		20	20		20		37.60	6	8833
	30	54	13	41		53	1		54	54		54	3	37.72	10	9650
	31	44	35	9		44			35	35		35	4	65.11	4	12000
	32	2				2			2	2		2			11	4563
	33	30	14	16		29	13	2	30	30	3	29	16	24.18	3	5000
	34	6	4	2		6	2		6	6		6			3	12000
	35	3	3			3	1		3	3		3		19.33	10	7400
	36	3	3			3			3	3		3		33.06	4	7750
	37	13	5	8		13	10		10	10	1	10	4	33.75	10	8300
	38	10	5	5		10			10	10		10		39.28	18	9527
	39	49	14	35		49	3	1	49	49		49	14	53.92	15	11786
	40	35	21	14		35	1		35	35		35	9	41.77	10	13400
	41	18	15	3	1	18			17	17		17		81.66	23	13434
	42	21	12	9		21			21	20		20			18	12805
	43	28	25	3	1	28			27	26		26			17	12629
	44	37	25	10	2	37	2		35	35		35	10	46.60	16	13331
	45	28	22	6		28			28	28		28		46.66	16	13331
	46	22	19	3		22			22	22		22			15	13866
	47	3	3			3			3	3		3			16	15668
	48	18	16	2		18			18	18		18			37	12432
	49	20	18	2		20			20	20		20			3	14666
	50	55	43	12		55	6		55	55		55	11	52.00	11	10954
	51	6	4	2		6			6	6		6			6	11000
	52	28	17	10	1	28			27	27		27	10	46.10	23	7926
	53	18	10	8		17			18	18		18		56.37	8	6637
	54	28	26	2		28	3		28	28		28		37.24	11	8409
	55	51	13	38		50	6		51	51		51	7	28.75	14	7278
	56	21	14	7	1	20	2		20	19		19	4	21.90	13	7807
	57	30	18	12		30	9		30	30	1	30	8	29.60	9	8122
	58	856	853	3		846	6		853	852	2	852	5	32.60	5	5800
	59	14	13	1	3	14	4		14	14		14		24.69	6	6833
	60	17	11	6		17		2	17	17		17			15	7173
	61	25	11	12	2	24	5		23	23	2	23	11	20.00	12	6416
	62	37	14	23		36	4		37	37		37		21.80	8	8187
	63	29	18	11		29			29	29	1	29		39.00	21	8166
	64	18	14	4		18	2		18	18		18			25	9344
	65	14	9	5		14		6	14	14	1	14			12	7533
	66	30	24	3	3	30			27	27		27		46.00	12	8441
	67	27	25	1	1	27		1	26	26		26			11	8863
	68	18	16	2		18			18	18		18			13	12615
	69	15	12	3		15	1	1	15	14	1	14			9	13055
	70	15	13	2		15		4	15	15		15			13	10346
	71	14	13	1		14			14	14		14			27	12592
	72	11	9		1	11			9	9		9			8	12375
	73	18	15	3		18			18	18		18			10	10700
	74	33	29	4		33			33	33		33			16	10062
	75	12	9	3		12	1		12	12		12		33.50	9	6555
	76	11	11			11			11	11		11		36.88	6	16083
	77	16	16			16			16	16		16				
	78	15	11	4		15	2		15	15		15				
	79	21	11	9	1	21	6		20	20	1	20				

<sup>1</sup>For renter - occupied dwelling units and vacant nonseasonal not dilapidated units, for rent.  
<sup>2</sup>For owner - occupied dwelling units and vacant nonseasonal not dilapidated units, for sale only.

Table 3.—CHARACTERISTICS OF HOUSING FOR CENSUS TRACTS, BY BLOCKS: 1950—Con.

Census tract	Block	All dwelling units by occupancy and tenure					All dwelling units by condition and plumbing facilities			Occupied dwelling units			Contract monthly rent <sup>1</sup>		Value <sup>2</sup> of one-dwelling-unit structures		
		Total	Owner occupied	Renter occupied	Vacant non-seasonal not dilap., for rent or sale	Other vacant and non-resident	Number reporting	No private bath or dilap.	No running water or dilap.	Total	Persons per room		Number reporting	Average monthly rent (dollars)	Number reporting	Average value (dollars)	
											Number reporting	1.51 or more					Occupied by non-white
30	80	13	11	2		13			13	13					7	6,000	
	81	26	20	5	1	26			25	25			37.00	17	10,176		
	82	57	34	23		57	1		57	57		23	49.56	31	8,916		
	83	24	19	4		24			23	23		3	53.33	15	7,066		
	84	33	23	10		33			33	33		6	41.66	20	7,110		
	85	22	20	7		22			22	22		7	35.42	13	7,938		
	86	32	25	12		32			32	32		7	40.27	13	5,638		
	87	20	15	5	2	20			18	17		11	40.14	9	6,388		
	88	15	11	4		15			15	15	1	4	54.50	8	7,187		
	89	15	6	9		15		1	15	15		9	34.77	3	6,833		
	90	20	7	13		20			20	20					4	5,750	
	91	21	17	14		21			21	21		13	34.46	4	6,772		
	92	25	23	1		25			24	24		13	42.00	11	6,772		
	93	26	16	6		26			26	24	1				13	6,184	
	94	23	10	4	1	23			22	21		4	22.50	14	6,257		
	95	16	14	1	1	16			14	14		4	56.00	10	6,550		
	96	14	11	4		14			15	15		1			13	9,000	
	97	18	11	3		18			18	18		1			11	8,936	
	98	16	14	2		16			17	17	1	36	29.97	11	7,000		
	99	15	12	3		15			16	16	1	6	35.83	7	7,000		
												2			12	6,500	
												3	60.00		9	6,277	
	100	18	14	4		18			18	18		4	38.00	13	10,307		
	101	8	3	5		8			8	8		5	45.20	3	9,666		
	102	14	13	1		14			14	14					12	10,283	
	103	15	11	4		15			15	15		5	42.20	5	8,700		
	104	15	11	4		15			15	15		4	52.50	7	8,828		
	105	9	7	2		9			9	9		1			5	7,800	
	106	16	12	4		16			16	16		1			7	7,428	
	107	19	12	7		19			19	19	1				7	7,428	
108	17	13	4		17			19	19	1	7	30.57	8	5,500			
109	33	33			33			17	17		3	36.00		10	6,500		
											3	46.81					
110	58	15	41	1	58			6	56		41	39.51	11	11,518			
111	20	9	10	1	20			4	19		9	38.11	6	6,716			
112	16	12	4		16			3	16		3	33.33	11	6,527			
113	16	3	12	1	15		1	1	15		11	20.72	3	5,833			
31	1	64	15	48		63			63	63		48	36.27	11	9,363		
	2	5	2	3		5			5	5		3	43.33	1	8,055		
	3	15	10	5		15			15	15		4	38.75	7	8,785		
	4	11	10	1		11			11	11				9	8,055		
	5	6	5	1		6			6	6		1		4	7,125		
	6	16	8	8		16		1	16	16		7	26.85	4	7,750		
	7	33	20	13		33			33	33		12	39.66	15	10,300		
	8	22	12	10		22		1	22	22		10	58.40	6	10,250		
	9	21	13	8		21			21	21		8	41.75	11	13,709		
	10	16	15		1	16			15	15		8		15	9,106		
	11	29	23	6		29			29	29		6	49.00	20	9,600		
	12	21	18	3		21			21	21		3	60.00	17	12,888		
	13	22	21	1		22			22	22		1		20	14,800		
	14	23	18	5		23			23	23		5	53.60	16	13,625		
	15	23	19	4		23			23	23	1	4	50.25	14	12,642		
	16	11	10	1		11			11	11		1		9	12,777		
	17	18	13	5		18			18	17		4	43.75	7	6,414		
	18	4	3	1		4			4	4		1		2			
	19	24	17	7		23			24	24	2	6	26.66	12	5,166		
	21	31	20	10	1	31			30	30		10	32.40	16	7,031		
	22	23	13	10		23			23	23		10	33.70	7	6,942		
	23	26	22	4		26			26	26	1	4	54.50	18	13,250		
	24	17	14	2		17			16	16		2		13	14,676		
	25	27	22	4	1	27			26	26		4	53.25	20	11,850		
	26	52	23	29		52			52	52	1	28	50.50	18	13,750		
	27	29	21	8		29			29	29		8	40.50	18	10,705		
	28	12	10	2		12			12	12		2		9	9,166		
	29	17	17			17			17	17				17	8,235		
	30	14	10	3		14			13	13		3	34.33	8	7,000		
	31	55	37	16	2	54			53	53	1	18	40.50	20	6,995		
32	40	24	16		39		1	40	40	2	14	32.00	16	6,937			
33	35	16	15		35			31	31		18	58.16	12	7,416			
34	6	3	3		6			6	6		3	33.33	1				
35	38	28	9		37			37	37		9	34.88	22	7,477			
37	30	19	10		30			29	29	2	8	34.12	12	6,000			
38	15	12	3		15			15	15		3	44.66	11	6,363			
39	22	18	3	1	22			21	20		3	33.00	16	6,625			
40	26	19	5		26			24	24		5	44.80	15	6,166			
41	15	13	1		14			14	14		11		11	6,727			
42	19	13	6		19			19	19		5	32.00	7	8,071			
43	26	17	9		25			26	25		9	31.66	13	6,000			
44	15	10	5		15			15	15	1	4	32.50	5	6,500			
45	25	16	9		25			25	25		8	38.00	10	6,850			
46	4	4			4			4	4		3		3	7,333			
47	20	18	2		20			20	20				16	7,687			
48	14	11	3		14			14	14		2		8	6,125			
49	28	21	7		28			28	28		9	36.80	15	9,966			
50	32	19	11	1	31			30	30		9	45.22	16	10,500			
51	45	11	32	2	44			43	43		3	50.36	9	9,111			
52	13	7	6		12			13	13		4	54.25	6	9,500			
53	25	20	4		25			24	24		4	37.25	17	10,529			

<sup>1</sup>For renter - occupied dwelling units and vacant nonseasonal not dilapidated units, for rent.  
<sup>2</sup>For owner - occupied dwelling units and vacant nonseasonal not dilapidated units, for sale only.



Table 3.—CHARACTERISTICS OF HOUSING FOR CENSUS TRACTS, BY BLOCKS: 1950—Con.

Census tract	Block	All dwelling units by occupancy and tenure					All dwelling units by condition and plumbing facilities			Occupied dwelling units			Contract monthly rent <sup>1</sup>		Value <sup>2</sup> of one-dwelling-unit structures		
		Total	Owner occupied	Renter occupied	Vacant non-seasonal not dilap., for rent or sale	Other vacant and non-resident	Number reporting	No private bath or dilap.	No running water or dilap.	Total	Persons per room	Occupied by non-white	Number reporting	Average monthly rent (dollars)	Number reporting	Average value (dollars)	
34	83	17	10	7		16	7		17	17		7	31.00	7	81.42		
	84	14	3	10	1	14	6		13	13	2	10	28.00	3	8.833		
	85	11	6	5		11	4		11	11		5	31.80	5	6.600		
	86	12	6	6		12	2		12	12		6	24.33	3	4.266		
	87	16	8	8		16	5		16	16	1	8	23.12	6	3.800		
	90	14	11	3		14	3		14	14		2		8	3.687		
	91	19	8	11		19	7		19	19	2	10	28.30	6	6.083		
	92	13	8	5		13	6		13	13	2	5	28.20	5	5.600		
	93	14	7	7		14	3		14	14		7	35.00	4	5.375		
	94	4	3	1		4	2		4	4		1		2			
	95	21	21			21	1	1	21	21				20	7.555		
	96	25	20	5		24	2		25	25		5	42.40	19	7.478		
	97	11	9	2		11			11	11	1	1		9	7.366		
	98	46	32	14		46			46	46	1	14	50.14	29	8.134		
	99	10	10			10			10	10				10	8.400		
	100	16	15	1		16			16	16		1		15	9.100		
	101	7	5	2		7			7	6		1		5	7.900		
	102	13	12	1		13			13	13		1		11	7.045		
	103	18	7	11		18	4		18	18		11	32.00	4	6.500		
	104	13	11	2		13	4		13	13		2		9	4.777		
	105	8	5	3		8	2		8	8		3	31.66	3	5.166		
	106	2	2														
	108	4	1	3		4			4	4		3	31.66	1			
	109	9	8	1		9			9	9				8	6.187		
	110	11	5	6		11			11	11		6	42.33	4	6.250		
	111	11	10	1		11			11	11		1		9	7.255		
	112	11	10	1		11			11	11		1		10	8.200		
	113	13	12	1		13			13	13		1		11	8.409		
	114	13	8	5		13	6		13	13	1	5	28.80	7	6.714		
	115	22	16	5	1	22	6		21	21		5	32.00	13	6.453		
	116	26	18	8		26	8		26	26		7	37.28	16	7.443		
	117	12	11	1		12			12	12		1		11	8.100		
	118	14	13	1		14	2		14	13		1		11	8.381		
	119	10	8	2		9	1		10	10	1	2		7	9.071		
	120	12	7	4	1	12	2		11	11	2	5	36.40	5	7.500		
	121	13	6	6	1	13	2	2	12	12	1	6	25.33	6	5.750		
	122	20	9	11		18			20	20		11	31.45	5	5.600		
	123	6	6			6	1		6	6	2	2		5	3.200		
	124	24	17	6	1	24	4	1	23	23		7	23.00	9	3.944		
	125	17	12	5		17	4	2	17	17	2	5	32.80	8	5.437		
	127	11	7	4		11	4		11	11	1	4	56.25	5	7.040		
	128	11	7	3	1	11	3	1	10	10	1	3	33.33	6	8.333		
	129	6	5	1		6			6	6		1		4	7.960		
	130	17	15	2		16	1		17	17		1		14	8.571		
	131	13	13			13			13	13				13	7.500		
	132	1	1			1			1	1							
	133	37	21	16		37	20		37	37	5	20	18.37	15	5.033		
	134	15	4	11		15	1		15	15		3	40.00	10	7.750		
	135	57	13	44		57	1	1	57	57		44	47.27	13	7.723		
	137	18	16	1		18	2		17	17		1		15	9.173		
	138	1	1			1			1	1							
	139	19	13	6		19			19	18		5	34.60	13	9.576		
	140	21	19	2		21			21	21	1	2		19	10.921		
	141	19	17	2		19			19	19		2		16	10.512		
	142	5	1	4		5	3		5	5	1	4	9.25				
	143	9	3	6		9	9	7	9	9	2	9	11.00	2			
	144	32	9	23		29	29	25	32	32	9	30	11.77	3	2.166		
	35	1	20	12	7		19	18	9	19	18	6	19	6	10.83	9	1.766
		2	1				1			1	1				9	4.533	
		3	9	9			9			9	9	1			7	5.214	
4		5	7	1		8			8	8		1		4	4.075		
5		2	4		1	5			4	3				7			
6		8	7		1	8			7	7				7	4.357		
7		8	7		1	8			8	8		3	26.66	7	4.071		
8		12	8	3		12	4		11	11		1		8	5.537		
9		11	10	1		11		1	11	11		8	22.25	14	3.707		
10		26	18	8		26	11	2	26	25	1						
11		17	11	6		16	10		17	17	3	6	19.66	8	3.787		
12		28	22	6		28			28	28		6		12	5.141		
13		18	12	6		18	2		18	18		3	30.66	12	11.950		
14		15	12	3		15			15	15		6	28.33	12			
15		3	2	1		3			2	2		2		2			
16		16	13	3		16	3		16	16	2	1		10	5.300		
17		20	14	6		20	7		20	20		6	23.16	11	5.990		
18		13	6	7		13	2		13	13		5	23.80	4	3.375		
19		13	12	1		13	9		13	13		1		11	5.136		
20		8	8			8			8	8				8	4.337		
21		32	23	9		32	8		32	32		5	30.20	20	4.330		
22		4	2	2		4			4	4		1		2			
23		7	4	3		7	4		7	7	4	3	26.66	3	3.666		
24		8	6	2		8	2		8	8		2		6	5.250		
25		17	12	5		17	7		17	17	1	5	28.80	10	6.300		
26		13	7	6		13	4		13	13		6	31.66	4	5.175		
27		62	50	12		60	6		62	62	6	12	27.16	48	4.627		

<sup>1</sup>For renter—occupied dwelling units and vacant nonseasonal not dilapidated units, for rent.  
<sup>2</sup>For owner—occupied dwelling units and vacant nonseasonal not dilapidated units, for sale only.



## HOUSING—BLOCK STATISTICS

Table 3.—CHARACTERISTICS OF HOUSING FOR CENSUS TRACTS, BY BLOCKS: 1950—Con.

Census tract	Block	All dwelling units by occupancy and tenure					All dwelling units by condition and plumbing facilities			Occupied dwelling units			Contract monthly rent <sup>1</sup>		Value <sup>2</sup> of one-dwelling-unit structures	
		Total	Owner occupied	Renter occupied	Vacant non-seasonal not dilap., for rent or sale	Other vacant and non-resident	Number reporting	No private bath or dilap.	No running water or dilap.	Total	Persons per room		Number reporting	Average monthly rent (dollars)	Number reporting	Average value (dollars)
											Number reporting	1.51 or more				
35	28	9	8	1		9			9	9	1			7	5,357	
	29	11	6	5		11	7		11	11	1	1	2,600	4	4,875	
	30	6	3	3		6			6	6			1,666	3	4,500	
	31	8	7	1		8	4		8	8				5	4,500	
	32	7	6			7			7	7				6	5,500	
	33	19	14	5		19	4	4	19	19		1	2,725	10	6,750	
	34	17	10	7		17	6	2	17	17		5	2,720	8	6,562	
	35	13	8	5		13	2		13	13		5	2,560	8	5,837	
	36	6	6			6			6	6				5	3,420	
	37	7	6			7			7	7						
	38	10	8	2		10	5		10	10		7	1,885			
	39				1						1			5	6,800	
	40	9	4	5		9	1	2	9	9		1	2,400	3	6,000	
	41	8	3	5		8	4		8	8	1	1	28.75	1		
	42				1									8	4,187	
	43	12	11	1		12	1		12	12		1		10	4,360	
	44	13	11	2		13	1		13	13	1			7	4,857	
	45	15	8	7		15	1		15	15		5	3,000	7	5,500	
	46	15	11	4		15	5		15	15	1	8	2,625	7	5,500	
	47	15	10	5		15	7		15	15		5	2,860	7	5,714	
	48	7	5	2		7			7	7		5		5	5,600	
	49	10	2	8		10	4		10	10		2		7	7,785	
	50															
	51	11	5	6		11			11	11		5	3,200	2		
	52	11	9	2		11	1	2	11	11	1	1		7	5,500	
	53	18	10	8		18	5		18	18	4	5	2,940	9	2,866	
	54	11	6	5		11	6		11	11	1	4	1,950	3	5,000	
	55	2														
	56	15	10	5		15	6		15	15		3	4,600	6	8,666	
	57	16	11	5		16	8		16	16		5	3,140	6	6,116	
	58	14	12	2		14	4		14	14		2		10	5,350	
	59	10	10			10			10	10		10		10	5,960	
	60	5	4	1		5	2		5	5		3		3	3,833	
	61															
	62	17	8	9		17	4		17	16		9	2,644	6	6,833	
	63	15	12	3		15	4		15	15		2		10	5,950	
	64	7	3	4		7	4		7	7		4	1,875	1		
	65	14	8	6		14	6		14	14	1	6	2,050	6	5,416	
	66	16	9	7		16	4		16	16		6	2,133	8	5,687	
	67	12	10	2		12	2		12	12		2		9	7,611	
	68	11	9	2		11	2		11	11		1		8	7,400	
	69	14	11	3		14	7	2	14	14		3	2,666	9	5,333	
	70	7	5	2		7	2	2	7	7	1	2	5,000	4		
	71	14	12	1		14			14	13		1		11	7,445	
	72															
	73	14	13	1		14			14	14		1		13	6,015	
	74	15	14	1		15			15	15		1		13	6,776	
	75	41	36	5		41	1	1	41	40	2	4	2,150	28	5,392	
	76	26	24	2		26			26	26		2		24	3,745	
	77	13	11	2		13	5		13	13		2		11	3,863	
	78	14	12	2		14			14	14		1		11	4,109	
	79	10	9	1		10	3	1	10	10		1		8	4,562	
	80	7	6	1		7			7	7				6	4,166	
	81	12	9	3		12	3	1	12	12	3	4	3,733	8	5,075	
	82	11	11			11	1	1	11	11				11	5,172	
	83															
	84	4	4			4			4	4				4	6,500	
	85	3	2			3			3	2		1		2		
	86	75	45	30		74	45	3	75	74	14	48	28	41	3,075	
	87	25	22	3		25	7	3	25	25	1	1	3	16	4,062	
	88	12	9	3		12	4	1	12	12		1	3	9	3,033	
	89	8	6	2		8	4		8	8		1		4	3,025	
	90	19	10	9		19	19	2	19	19		7	1,828	10	2,040	
	91	18	9	9		18	14	8	18	18		8	9,500	6	1,333	
	92	10	7	3		10	6	2	10	10		1	1,566	6	5,083	
	93	1														
	94	15	7	8		15	15	15	15	15	4	14	8	4	2,000	
	95	2														
	96	4	2			4	3	2	4	4		3	2	2		
	97	13	6	6		13	12	2	12	12		1	1,350	2		
	98	8	3	5		8	7	7	8	8		8	9,800	3	1,166	
	99	7	3	4		7	7	7	7	7		1	8.75	2		
36	1	18	17			18			17	16				17	11,411	
	2	22	21			22			22	21				20	12,410	
	3	17	17			17			17	17				17	12,558	
	4	60	54	6		60			60	60		6	7,333	54	11,883	
	5	16	16			16			16	16				15	15,826	
	6	20	19	1		20			20	20				18	13,833	
	7	6	6			6			6	6				6	18,916	
	8	22	22			22			22	22				22	10,763	
	9	22	18	3	1	22			21	21		3	4,166	18	11,133	
	10	22	20	2		22			22	22		2		19	11,947	
	11	14	13	1		14			14	14				13	11,346	
	12	24	22	1	1	23			23	23				22	10,931	
	13	20	18	2		20			20	20		2		17	11,041	
	14	20	20			20			20	20				19	11,584	
	15	24	21	3		24			24	24		3	5,333	20	11,155	
	16	4	4			4			4	4				4	18,000	
	17	34	33	1		34			34	34		1		33	15,906	
	18	12	11		1	12			11	11				11	9,909	
	19	4	3			4			3	3				4	12,750	

<sup>1</sup>For renter—occupied dwelling units and vacant nonseasonal not dilapidated units, for rent.<sup>2</sup>For owner—occupied dwelling units and vacant nonseasonal not dilapidated units, for sale only.

Table 3.—CHARACTERISTICS OF HOUSING FOR CENSUS TRACTS, BY BLOCKS: 1950—Con.

Census tract	Block	All dwelling units by occupancy and tenure					All dwelling units by condition and plumbing facilities			Occupied dwelling units			Contract monthly rent <sup>1</sup>		Value <sup>2</sup> of one-dwelling-unit structures	
		Total	Owner occupied	Renter occupied	Vacant non-seasonal not dilap., for rent or sale	Other vacant and non-resident	Number reporting	No private bath or dilap.	No running water or dilap.	Total	Persons per room		Number reporting	Average monthly rent (dollars)	Number reporting	Average value (dollars)
											Number reporting	1.51 or more				
36	20	21	21			21			21	21				21	11,642	
	21	19	19			19			19	19				19	10,605	
	22	23	22	1		22	1		22	22			1	20	8,870	
	23	9	7			7			7	7				5	9,700	
	24	19	14			19			19	19	1		4	12	7,000	
	25	22	19			22			21	21			2	17	7,252	
	26	20	15			20			20	20			5	13	9,338	
	27	18	16		2	18			16	16				16	11,781	
	28	24	23			24			23	23				23	13,347	
	29	4	4			4			4	4				4	8,250	
	30	3	3			3			3	3				3	10,000	
	31	10	10			10			10	10				10	10,430	
	32	37	37			37	1	1	37	37				37	11,527	
	33	24	21	3		23			24	24	1		2	21	10,547	
	34	21	19		1	21	2		20	20			1	18	8,777	
	35	12	11	1		12			12	12	1		1	11	9,136	
	36	22	14	8		22			22	22			7	12	7,541	
	37	21	15	6		21	3	1	21	21			5	13	8,723	
	38	8	8			8			8	8			3	4	6,625	
	39	13	10	3		13	2		13	13			3	9	7,444	
	40	21	21			21			21	21				17	8,294	
	41	20	18	1		20			19	19				18	7,822	
	42	125	68	53		124			121	121	1		54	67	8,188	
	43	9	9			9			9	9				7	8,828	
	44	5	5			5			5	5				5	12,200	
	45	88	27	8	53	87	7	3	35	35	3	11	9	25	8,252	
	46	11	9	1		11			10	10			1	9	7,222	
	47	12	8	4		12			12	12			4	8	6,625	
	48	7	7			7	1	1	7	7				7	6,500	
	49	2														
	50	11	10	1		11			11	11				1	10	5,670
	51	2				2			2	2					2	5,600
	52	3	2	1		3	1	2	3	3			1	5	6,240	
	53	7	6	1		7			7	7				6	6,116	
	54	7	6		1	6			6	6						
	55	2				2			2	2						
	56	2				2			2	2						
	57	8	6	2		8	4	1	8	8	1	4	1	5	4,800	
	58	10	7	3		10	2	1	10	10	1	10	3	4	5,357	
	59	5	4	1		5			5	5		4		4	6,375	
	60	8	7	1		8	2	1	8	8	2	8	1	7	5,714	
	61	15	11	4		15	9	6	15	15	1	15	5	11	4,000	
	62	13	8	5		13			13	13	1	5	5	7	6,357	
	63	8	7			8			8	8				7	6,514	
	64	8	7		2	8		1	8	8				5	6,900	
	65	8	6			8			8	8						
	66	2				2			2	2						
	67	1				1			1	1			3	3	4,666	
	68	2				2			2	2						
	70	7	4	3		7	1	1	7	6				3	4,666	
71	3	3			3			3	3				3	7,833		
72	1				1			1	1							
74	2				2			2	2			1	4	6,500		
76	8	5	1		8	2		8	8			1	8	7,000		
77	8	8			8			8	8			3	3	7,900		
78	7	3	4		7			7	7			3	4	7,900		
79	11	8	3		11	8	1	11	11		4	2	4	7,000		
80	8	6	2		8			8	8			2	4	4,166		
81	8	4	4		8	6	5	8	8	2	8	4	3	4,166		
82	10	5	5		10	7	3	10	10	1	10	5	4	4,125		
83	15	7	8		15	13	3	15	15	2	15	7	4	3,375		
84	9	6	3		9	3		9	8	1	4	3	6	4,750		
85	4	3	1		4			4	4			1	3	6,333		
86	1				1			1	1							
89	4	4			4			4	4			2	4	6,250		
90	3	1	2		3			3	3	1		2	1	6,250		
91	3	1	2		3			3	3			3	4	6,750		
92	1				1			1	1							
37	1	26	13	12	1	26	10		25	24	1		13	3923	5	6,060
	2	1				1			1	1						
	3	25	13	12		25	5		25	25	1		12	3,291	9	6,722
	4	17	13	4		17			17	17			4	3	7,916	
	5	44	27	17		44	8		44	43			17	16	7,425	
	6	9	5	4		9	3		9	8			3	3	7,000	
	7	12	10	2		12	2		12	11			2	2	8,611	
	8	10	7	3		10	3		10	10			2	7	7,833	
	9	7	7			7			7	7			1	7	10,428	
	10	9	8	1		9			9	9	2			7	8,285	
	11	4	3	1		4			4	4			1	3	8,500	
	12	32	22	10		31	4	1	32	32	1	1	10	20	10,425	
	13	20	10	10		19	5		20	20			6	5	11,400	
	14	11	5	6		11			11	11				5	8,700	
	15	4	4			4	1		4	3			3	3	4,666	
	16	23	19	3		22			22	22			3	19	13,184	
	17	3	2	1		3	2		3	3			1	1		

<sup>1</sup>For renter - occupied dwelling units and vacant nonseasonal not dilapidated units, for rent.  
<sup>2</sup>For owner - occupied dwelling units and vacant nonseasonal not dilapidated units, for sale only.

## HOUSING—BLOCK STATISTICS

Table 3.—CHARACTERISTICS OF HOUSING FOR CENSUS TRACTS, BY BLOCKS: 1950—Con.

Census tract	Block	All dwelling units by occupancy and tenure					All dwelling units by condition and plumbing facilities			Occupied dwelling units			Contract monthly rent <sup>1</sup>		Value <sup>2</sup> of one-dwelling-unit structures		
		Total	Owner occupied	Renter occupied	Vacant non-seasonal not dilap., for rent or sale	Other vacant and non-resident	Number reporting	No private bath or dilap.	No running water or dilap.	Total	Persons per room		Occupied by non-white	Number reporting	Average monthly rent (dollars)	Number reporting	Average value (dollars)
											Number reporting	1.51 or more					
37	18	1							5								
	19	5	5			5			8			1			5	9,960	
	21	8	8			8			8					8	8,387		
	22	1															
	23	6	4	2		6	2		6	6			2	3	12,000		
	24	38	32	6		38			38	38			5	28	8,353		
	25	11	9	2		11			11	11				8	8,375		
	26	19	16	3		19	4		19	19			3	12	7,625		
	27	18	18			25	3		25	25			6	16	7,218		
	28	26	13	13		26			26	26			12	8	7,375		
	29	7	4	3		7			7	7			3	3	6,333		
	30	30	18	12		30	1		30	30			11	13	7,692		
	31	44	35	9		40	3		44	40			5	28	14,714		
	32	27	16	11		27	2		27	27	1		11	11	7,227		
	33	24	17	7		24	2		24	24			6	14	7,200		
	34	19	18			19			19	19				18	7,422		
	35	21	20			21	1		20	20				19	9,015		
	36	11	6			11			11	11				11	10,727		
	37	6	6			6			6	6				6	9,500		
	38	11	10			11	1		10	10				10	9,450		
	39	19	17	1		19	1		18	18			1	16	7,312		
	40	14	13	1		14			14	14			1	11	8,100		
	41	18	17	1		18			18	18			1	11	7,050		
	42	16	12	4		16			16	16			3	6	6,990		
	43	36	18	18		34			36	34			18	11	8,166		
	44	48	42	6		48	1		48	48			11	15	7,580		
	46	48	42	6		48	4	1	48	48			6	2	7,718		
	47	108	26	82	55	108	2		51	51	1.5		7	22	9,875		
	48	16	13	3		15			16	15			1	12	9,875		
	49	19	14	5		17			16	14			1	12	7,716		
	50	11	5	3		10			8	7				6	9,866		
	51	30	19	7		29	2	1	26	25			1	17	8,411		
	52	39	35	3		39	4	2	38	38	1		1	34	7,205		
	53	8	7			8			7	7				7	8,000		
	54	15	12	1		15	2		12	12				12	9,000		
	55	13	12	1		13			12	12				12	7,808		
	56	15	14	1		15			14	14			1	14	8,378		
	57	24	16	7		24	6		23	23			8	10	7,600		
	58	22	14	8		22	6		22	21			8	11	7,936		
	59	8	3	5		8	3		8	8			4				
	60	33	27	6		33	3	1	33	33			6	22	8,477		
	61	15	7	8		15			15	15			8	6	7,750		
	62	12	8	3	1	12	2		11	11			3	8	7,350		
	63	10	8	2		10			10	10			2	7	8,114		
	64	12	9	3		12			12	12			3	8	8,000		
	65	26	25	1		26			26	26			1	23	8,500		
	67	5	5			5			5	5				4	6,750		
	68	13	11	1		13		1	12	12			1	10	10,090		
	69	16	16			16			16	16				16	9,000		
	70	10	10			10			10	10				10	9,000		
	71	24	22	1	1	24			23	23				21	10,204		
	72	18	14	3	1	18	2		17	17			2	14	8,000		
	73	15	13	2		15			15	15			2	13	9,384		
	74	21	17	4		21			21	21			4	15	8,066		
	75	24	17	7		23	4		24	24	1		7	14	7,442		
	76	10	8	2		10	2		10	10			2	7	14,500		
	77	21	14	7		21	2		21	21	1		6	13	6,923		
	79	1															
	80	42	36	5		41	2		41	41			5	33	8,878		
	81	58	40	18		58	7		58	58	1	1	15	31	9,112		
	82	15	13	2		15			15	14			2	12	10,041		
	83	13	11	2		13	1	1	13	13			2	10	8,800		
	84	16	10	6		16	6		16	16			6	6	8,500		
	85	27	24	3		27			27	27			3	23	8,152		
38	1	45	25	20		45	7		45	45	2		20	20	7,275		
	2	19	17	2		19			19	19				16	6,906		
	3	26	19	6	1	26	7		25	24			7	13	6,769		
	4	25	20	5		25	2		25	25			4	18	7,638		
	5	32	21	10		32	13		31	31			9	16	7,737		
	6	28	22	6		28	5		28	28			6	19	7,315		
	7	24	16	8		23	6		24	24			7	15	7,640		
	8	28	22	6		28	3	1	28	28			6	18	7,644		
	9	17	14	2	1	16	4		16	16			2	10	7,570		
	11	24	21	2	1	24	5		23	23			3	17	7,500		
	12	30	22	6	2	28	8		28	28			6	20	7,725		
	13	23	19	4		23	3		23	23			4	16	8,425		
	14	22	20	2		22	3		22	21			1	18	6,750		
	15	25	21	4		25	1	3	25	25			3	20	7,475		
	16	28	21	7		28	8	1	28	28			7	17	7,941		
	17	22	17	4	1	22	2		21	20			4	14	7,250		
	18	36	27	7	1	36	11		34	34			8	20	8,350		
	19	27	22	2	3	27	3		24	24			2	22	7,727		
	20	17	14	3		17	4		17	17			2	11	8,181		
	21	14	13	1		14	2		14	14	1			12	7,875		
	22	23	19	4		23	4		23	23			3	18	6,722		

<sup>1</sup>For renter - occupied dwelling units and vacant nonseasonal not dilapidated units, for rent.<sup>2</sup>For owner - occupied dwelling units and vacant nonseasonal not dilapidated units, for sale only.

Table 3.—CHARACTERISTICS OF HOUSING FOR CENSUS TRACTS, BY BLOCKS: 1950—Con.

Census tract	Block	All dwelling units by occupancy and tenure					All dwelling units by condition and plumbing facilities			Occupied dwelling units			Contract monthly rent <sup>1</sup>		Value <sup>2</sup> of one-dwelling-unit structures		
		Total	Owner occupied	Renter occupied	Vacant non-seasonal not dilap., for rent or sale	Other vacant and non-resident	Number reporting	No private bath or dilap.	No running water or dilap.	Total	Persons per room		Occupied by non-white	Number reporting	Average monthly rent (dollars)	Number reporting	Average value (dollars)
											Number reporting	1.51 or more					
38	23	31	25	5	1				30	30	1		3	2 400	20	7 225	
	24	27	21	1	1				26	26	1		5	4 280	16	7 750	
	25	26	21	5					26	26			5	4 400	20	6 850	
	26	24	16	6	1	1			23	22	1		7	3 700	11	6 909	
	27	27	21	6					27	27			5	4 460	19	6 710	
	30	21	20	1	1				21	21	1		1		18	7 072	
	31	19	18	1					19	19	1		1		15	6 953	
	33	9	8	1					9	8					7	5 571	
	34	35	14	2					34	2			21	4 942	12	6 883	
	35	15	11	3		1			14	13			3	3 666	9	6 444	
	36	19	16	3					19	19			3	4 433	13	7 238	
	37	19	16	3	1				18	18	1		2		12	9 166	
	38	40	33	6	1				40	39			6	3 183	31	7 677	
	39	23	20	3					23	23	1		3	4 233	17	6 470	
	40	36	34	2					36	36			2		34	6 855	
	41	18	16	2					18	18	1		2		16	6 237	
	42	11	10	1					11	11			1		9	8 000	
	43	5	5						5	5					5	7 940	
	44	5	4	1					5	5			1		3	6 766	
	45	1															
	46	60	24	26	8	2			59	1	1		26	5 576	6	7 416	
	47	25	17	8					25	25			7	6 214	16	7 531	
	48	25	7	17	1				24	24	1		16	5 362	3	8 433	
	49	28	20	6		2			26	26			6	6 250	17	7 623	
	50	20	11	8	1				19	19	1		9	5 500			
	53	16	13	1		2			14	14			1		13	8 776	
	54	25	24	1					25	25			1		23	7 869	
	55	19	19						19	19					19	8 236	
	56	15	14	1					15	15			1		14	9 450	
	57	24	22		1	1			22	21					22	8 336	
	58	20	17	3					20	20			3	6 656	17	8 535	
	59	19	19		1				19	19			1		19	8 631	
	60	20	18	2					20	20			2		17	8 982	
	61	20	19	1		3			20	18			1		17	9 500	
	62	25	20	2					22	22			2		19	9 421	
	63	18	16	1	1	1			16	16			1		16	10 525	
	64	20	19	1					20	20			1		19	8 757	
	65	21	19	2					21	21			2		19	8 242	
	66	20	19	1					20	20			1		19	8 473	
	67	26	20	5		1			26	25			4	6 275	16	8 950	
	68	41	34	5		2			39	39			5	7 100	33	9 757	
	69	46	34	1		1			45	45			11	3 690	31	10 300	
	70	33	29	3	1				32	32			4	6 625	28	9 135	
	71	24	15	9					24	24	1		9	5 888	9	8 477	
	72	25	17	5	3				22	22			8	6 000	16	8 362	
	73	18	16	2					18	18			2		16	8 412	
	74	15	12	2	1				14	14			3	6 833	12	8 283	
	75	20	18	1		1			19	19			1		18	8 172	
	76	23	21	2					23	23			2		21	8 166	
	77	32	28	3	1				31	31	1		4	7 300	27	7 862	
	78	23	22	1					23	23	1				21	8 028	
	80	5	5						5	5					5	7 320	
	81	15	13	1		1			14	14	1		1		13	7 930	
	82	7	6	1					7	7	1				6	6 566	
	83	3	3						3	3					2		
	85	13	13						13	13	1				13	6 884	
	86	19	17	2					19	18			1		15	6 946	
	87	16	12	3	1				15	15			2		11	7 090	
	88	8	4	4					8	8			4	38.75	4	6 950	
	89	13	10	3					13	13			3	60.00	10	7 510	
	90	6	6						6	6			2		6	7 800	
	91	8	6	2					8	8					5	6 800	
	92	18	18						18	18			1		18	6 866	
	93	19	18	1					19	19			1		18	6 366	
	94	50	41	8	1				49	49	2		7	49.00	39	7 084	
	95	23	20	1	2				21	20			1		19	6 310	
	96	20	18	2					20	20			2		17	6 876	
	97	16	13	3					16	16			3	70.00	13	6 576	
	98	96	75	3	3	1			92	92	1		11	37.27	64	6 276	
	99	24	23	1					23	23			24	57.70			
	100	108	80	24	3	1			104	104	2		27	57.03	77	7 411	
	101	10	5	4	1				10	9			7	34.75	5	3 940	
	102	7	4	3					7	7	1		4	38.00	3	4 666	
	103	4	2	2					4	4	1		2		2		
	104	5	3	2					5	5			5		2		
	105	16	7	9					16	16	3		7	26.57	4	6 500	
	106	18	6	12					18	18	4		8	20.00	4	4 250	
	107	2							2	2			8	19.00	2		
	108	8	4	4					8	8	3		8	4	2	2 700	
	109	10	6	4					10	10	1		10	14.25	5		
	110	78	55	1	5	17			78	56			1		55	6 936	
	111	2							2	2			4		9	2 255	
	112	24	10	14					24	24	2		14	12.57	7	4 714	
	113	10	8	2					10	10	4		10		1	4 350	
	114	15	6	9					15	15	3		15	13.66	6	3 760	
	115	11	6	5					11	11	3		11	13.33	5	4 350	
	116	5	4	1					5	5	1		4		4	2 500	

<sup>1</sup>For renter - occupied dwelling units and vacant nonseasonal not dilapidated units, for rent.  
<sup>2</sup>For owner - occupied dwelling units and vacant nonseasonal not dilapidated units, for sale only.

HOUSING—BLOCK STATISTICS

Table 3.—CHARACTERISTICS OF HOUSING FOR CENSUS TRACTS, BY BLOCKS: 1950—Con.

Census tract	Block	All dwelling units by occupancy and tenure					All dwelling units by condition and plumbing facilities			Occupied dwelling units			Contract monthly rent <sup>1</sup>		Value <sup>2</sup> of one-dwelling-unit structures					
		Total	Owner occupied	Renter occupied	Vacant non-seasonal not dilap., for rent or sale	Other vacant and non-resident	Number reporting	No private bath or dilap.	No running water or dilap.	Total	Persons per room		Occupied by non-white	Number reporting	Average monthly rent (dollars)	Number reporting	Average value (dollars)			
											Number reporting	1.51 or more								
38	117	12	10	2					12	12										
	118	16	9	7					16	16	1	12	1							
	119	18	11	7					18	18	1	15	5	16.71	8	393.7				
	120	20	9	11					20	20	7	20	11	16.20	9	370.0				
	121	17	9	8					17	17	2	17	8	8.18	8	302.1				
	122	12	7	5					12	12	1	12	5	12.25	9	225.5				
	123	13	9	4					13	13	1	13	4	11.80	4	342.9				
	124	1												7.50	7	281.4				
	125	3	1	2					3	3	3	1	3			1				
	126	10	9				1		10	9	9					9	766.6			
	127	16	15	1					16	16	16					14	760.6			
	128	1																		
	129	26	19	7					26	26	26			453.3	14	680.7				
	131	8	4	1	3				8	5	5				4	712.5				
	132	16	15			1			16	15	15				15	600.0				
	133	13	11	2					13	13	13				10	700.0				
	134	18	15	3					18	18	18				15	729.3				
	135	21	20	1					21	21	21	1		466.6	20	792.0				
	136	19	19						19	19	19				19	858.4				
	137	20	20						20	20	20				20	814.5				
	138	29	27	2					29	29	29	1			24	773.3				
	139	2																		
	140	43	17	25	1				43	42	42	2		25	448.0	16	762.5			
	141	15	13	1	1				15	14	14				13	764.6				
	142	19	19						19	19	19				19	841.3				
	143	12	12						12	12	11				11	786.3				
	144	34	18	1	15				34	19	19			1	18	762.7				
	145	32	31	1					32	32	32			1	31	839.0				
	146	46	32		14				46	32	32				31	827.4				
	147	38	11	27					38	11	11				11	765.4				
	148	7	3		4				7	3	3				2					
	149	20	12	1	7				20	13	13			1	12	772.5				
	150	15	14		1				15	14	14				14	825.0				
	151	3	1	2					3	3	3			2	1					
	152	10	2	8					9	4	10	2		6	151.6	2				
	154	27	7		20				26	7	7				7	648.5				
	158	8	4	3	1				8	2	7			4	450.0	2				
	159	7	3	3		1			7	1	6			3	403.3	3	516.6			
	161	16	14	2					16	16	16			2	14	672.8				
	162	7	5	1		1			7	6	6			1	5	676.0				
	163	21	15	3	2	1			21	18	18			4	562.5	14	653.5			
	164	7	7						7	7	7				7	592.8				
	165	5	4	1					4	2	5				3	483.3				
	166	1																		
	168	4	2	2					4	2	4	1		2	1					
169	10	6	2		2			10	8	8			1	6	465.0					
170	13	1	11		1			13	9	11	2		1	1						
39	1	21	10	10	1			20	1	20			7	241.4	7	387.1				
	2	5	1	2	2			5	2	3			4	332.5						
	3	14	6	8				14	9	14			8	358.7	1					
	4	29	3	26				28		29			26	578.8	1					
	5	19	10	9				19	4	19			17	228.5	7	671.4				
	6	27	11	16				27	10	27			15	326.6	7	614.2				
	7	18	2	16				18	5	18	4		16	203.7						
	8	6	6					6		6					5	868.0				
	9	15	12	3				15	2	15			3	343.3	10	895.0				
	10	17	10	6	1			17	6	16	16			6	370.0	5	830.0			
	11	15	13	2				15		15	15			2	12	750.0				
	12	14	11	3				14	2	14	13	1		3	316.6	12	831.2			
	13	44	23	21				44		44	43		19	21	507.1	23	635.2			
	14	5	3					5	3	5	5			1	1	590.0	3	590.0		
	15	18	12	5				17	4	17	15			4	247.5	10	530.0			
	16	22	1	21		1		22	19	22	22	7		18	151.9	1				
	17	11	1	1				11	1	11	11			1	7	657.1				
	18	1																		
	21	1																		
	22	14	8	6				14	9	14	13			6	133.3	7	442.8			
	23	24	13	11				24	15	4	24			11	155.4	10	443.0			
	24	13	4	8		1		13	11	8	12			12	7.50	3	333.3			
	25	21	17	3	1			21	2	20	20			2	226.6	17	568.8			
	26	21	12	7		2		21	10	5	19			7	222.8	10	510.0			
	27	11	4	7				11	7	3	11			3	140.0	3	300.0			
	28	17	12	5				17	5	2	17			1	429.1	12	429.1			
	29	47	23	24				47	30	21	47			21	149.0	20	304.5			
	30	25	16	9				24	20	17	25			4	114.2	12	290.8			
	31	12	8	4				11	11	5	12			3	112.5	4	287.5			
	32	34	23	11				34	28	17	34			3	172.7	15	544.6			
	33	33	13	19		1		33	28	16	32			6	181.0	9	332.2			
	34	14	4	10				13	11	9	14			1	14.80	3	266.6			
	35	18	11	7				18	13	7	18			2	17.14	8	275.0			
	36	20	9	9				20	8	3	18			2	224.5	5	320.0			
	37	13	12	1	2			13	13	3	13			2	1	12	531.6			
	38	6	4	2				6	3	2	6			1	3	3	383.3			
	39	7	4	3				7	4	1	7			1	350.0	2				
	40	4	1	3				4	3	3	4			3	153.3	1				

<sup>1</sup>For renter - occupied dwelling units and vacant nonseasonal not dilapidated units, for rent.  
<sup>2</sup>For owner - occupied dwelling units and vacant nonseasonal not dilapidated units, for sale only.

Table 3.—CHARACTERISTICS OF HOUSING FOR CENSUS TRACTS, BY BLOCKS: 1950—Con.

Census tract	Block	All dwelling units by occupancy and tenure					All dwelling units by condition and plumbing facilities			Occupied dwelling units			Contract monthly rent <sup>1</sup>		Value <sup>2</sup> of one-dwelling-unit structures		
		Total	Owner occupied	Renter occupied	Vacant non-seasonal not dilapidated, for rent or sale	Other vacant and non-resident	Number reporting	No private bath or dilap.	No running water or dilap.	Total	Persons per room		Occupied by non-white	Number reporting	Average monthly rent (dollars)	Number reporting	Average value (dollars)
											Number reporting	1.51 or more					
39	41	1															
	42	26	11	15		26	10		26	26	1						
	43	52	32	19	1	52	13	2	51	51	2		13	3 4.69	3	41.66	
	44	17	10	7		17	4		17	17		1	19	33.00	22	6.204	
	45	15	15			15			15	15			5	32.40	5	4.900	
	46	41	17	24		40	20	2	41	41	8	19	24	1 33.3	15	5.400	
	48	8	2	6		7	6	2	8	8		6	6	9.50	1		
	49	163	15	147	1	160	12	4	162	159	3	14	146	5 22.8	14	7.571	
	50	2															
	52	7	7			7			7	7					7	8.114	
40	1	4	1	3		4	4	3	4	4		3	3	17.66	1		
	2	1															
	3	24	17	7		24	8		24	24		6	6	4 63.3	12	8.666	
	4	43	27	14	1	43	17		41	40		13	13	34.84	15	7.013	
	5	19	13	6		19			19	19		5	5	35.60	8	8.687	
	6	26	18	8		26	2		26	25		6	6	29.33	14	9.428	
	7	28	17	11		27	6		28	26		9	9	42.55	10	8.050	
	8	19	10	9		19	8		19	19		1	7	36.85	4	8.125	
	9	51	28	21		49	22	6	49	48	1	26	19	22.68	17	3.970	
	10	54	36	12	6	52	6	1	48	46		12	12	36.16	27	6.825	
	11	62	4	57	1	62			61	61		58	58	70.68	4	6.950	
	12	162	26	132	2	162	1	1	158	158	2	131	131	69.82	24	8.116	
	13	6		6		6			6	6		6	6	73.16			
	14	30		30		30			30	30		30	30	67.13			
	16	1															
	17	29	16	13		29	8		29	29		12	12	41.91	13	5.346	
	18	29	18	11		29	6		29	29	1	10	10	32.20	14	7.064	
	19	33	21	9	2	33	5	1	30	30		9	9	30.11	14	7.250	
	20	38	24	13	1	38	12		37	37	2	12	12	37.08	13	5.692	
	21	27	22	5		27	2		27	27		4	4	27.50	20	6.730	
	22	27	24	3		27	4		27	27		3	3	40.00	19	7.121	
	23	64	38	26		64	3	1	64	64	1	22	22	59.00	35	8.165	
	24	17	15	2		17	3		17	16		2	2		14	7.878	
	25	18	18			18	1		18	18					17	8.352	
	26	22	22			22			22	22					22	7.004	
	27	32	25	7		32	2		32	32		6	6	37.33	22	6.163	
	28	38	17	21		37	15	4	38	38	7	6	19	23.57	12	7.058	
	29	35	27	8		35	4		35	35		7	7	27.71	22	5.700	
	30	38	24	13		38	4		37	37		13	13	37.15	17	6.158	
	31	41	22	19	1	41	16	2	41	41		17	17	34.64	13	6.115	
	32	35	23	12		35	6		35	35		8	8	31.87	16	6.437	
	33	19	16	3		19	3		19	19		2	2		14	7.964	
	34	38	22	16	2	38	4		38	38	1	15	15	38.60	13	6.784	
	35	22	9	11	2	22	11		20	20	2	12	12	33.00	4	8.125	
	36	31	11	19	1	31	10		30	30		16	16	36.43	5	6.800	
	37	23	16	7		22	8		23	23	1	6	6	40.16	11	6.636	
	38	66	38	26	2	66	13	1	64	63	3	23	23	39.65	23	7.573	
	39	37	23	14		37	8		37	36	1	13	13	34.30	18	6.894	
	40	48	25	23		48	20	2	48	48	2	13	13	39.19	13	7.307	
	41	41	23	17	1	41	15	1	40	40		2	2	34.33	14	7.285	
	42	55	17	38		55	9	1	55	55	2	1	38	30.89	10	6.290	
	43	32	12	20		32	11		32	32		11	11	28.53	12	5.458	
	44	82	28	50		80	11	9	78	78		48	48	51.29	18	5.900	
	45	38	24	13	1	37	9	1	37	37	2	13	13	43.23	15	6.220	
	46	45	34	11		45	11	4	45	45		11	11	31.09	27	6.577	
	47	25	20	5		25	2		25	25		4	4	47.00	17	8.176	
	48	20	15	5		20			20	20		5	5	45.60	14	7.978	
	49	21	13	8		21	2		21	21	2	6	6	55.83	13	8.015	
	50	1															
	51	19	19			19			19	18					16	8.443	
	52	17	11	5	1	16	4		16	16		6	6	27.83	10	9.330	
	53	24	16	8		24	6		24	22	1	8	8	40.62	14	7.214	
	54	40	15	25		38	18	4	40	40	3	23	23	30.26	9	7.388	
	55	26	5	17	4	26	10	4	22	22	3	14	14	33.92			
	56	46	20	23	3	45	14		43	42		26	26	30.65	16	7.656	
	57	21	9	12		21	6		21	21		11	11	32.54	5	7.000	
	58	51	21	28		51	20	2	49	49	2	7	26	28.76	12	6.100	
	59	30	9	21		29	13		30	29	1	19	19	32.78	4	7.875	
	60	34	17	17		33	14	5	34	33	1	15	15	34.13	7	7.714	
	61	30	8	21	1	30	14	3	29	29	4	20	20	32.50	4	7.125	
	62	35	13	21		35	15	1	34	34	1	21	21	40.61	5	6.600	
	63	31	15	16		30	6	1	31	30	1	14	14	30.50	8	19.025	
	64	82	13	68		81	11	6	81	81	2	67	67	65.80	9	7.388	
	65	40	15	23	2	40	16	6	38	38	1	21	21	35.42	10	7.900	
	66	20	12	8		20	3	1	20	20	1	8	8	37.62	7	8.785	
	67	32	20	10	1	32	11	2	30	30		11	11	33.18	14	7.128	
	68	33	9	22	2	31	5		31	31		19	19	35.68	5	7.800	
	69	29	10	18	1	28	5	1	28	27		16	16	27.93	5	9.000	
	70	49	12	35	2	47	14	5	47	45	1	36	36	33.36	4	8.875	
	71	34	9	24	1	34	17	2	33	32	2	24	24	30.00	2		
	72	23	10	12		23	11	3	22	22	1	11	11	36.36	2		
	73	23	4	16		23	14	14	20	20		14	14	38.21	4	5.750	
	74	68	38	30		68	23	11	68	68	1	28	28	31.57	29	6.206	
	75	25	17	7		25	2		24	24		7	7	34.28	15	6.953	
	76	33	19	13	1	33	3		32	31		13	13	31.38	16	6.975	

<sup>1</sup>For renter - occupied dwelling units and vacant nonseasonal not dilapidated units, for rent.  
<sup>2</sup>For owner - occupied dwelling units and vacant nonseasonal not dilapidated units, for sale only.

HOUSING—BLOCK STATISTICS

Table 3.—CHARACTERISTICS OF HOUSING FOR CENSUS TRACTS, BY BLOCKS: 1950—Con.

Census tract	Block	All dwelling units by occupancy and tenure					All dwelling units by condition and plumbing facilities			Occupied dwelling units			Contract monthly rent <sup>1</sup>		Value <sup>2</sup> of one-dwelling-unit structures		
		Total	Owner occupied	Renter occupied	Vacant non-seasonal not dilap., for rent or sale	Other vacant and non-resident	Number reporting	No private bath or dilap.	No running water or dilap.	Total	Persons per room		Occupied by non-white	Number reporting	Average monthly rent (dollars)	Number reporting	Average value (dollars)
											Number reporting	1.51 or more					
40	77	27	21	6		26	2		27	27	1		6	4 4.16	17	7476	
	78	24	18	5	1	24	6	2	23	23			5	25.80	14	6420	
	79	27	12	14	1	25	7	2	26	25			13	28.61	8	6312	
	80	26	16	9	1	26	7	3	25	25	1		9	3 6.55	8	5900	
	81	12	8	4		12	3	1	12	12			4	3 4.00	4	7200	
	82	42	22	18	1	40	9	3	40	38	2		18	4 3.83	16	5956	
	83	32	23	8		32	6	1	31	31	2		8	4 1.50	19	7089	
	84	61	27	34		61	19	11	61	61	3	3	30	3 4.60	17	6400	
	85	1															
	87	24	14	9	1	24	10		23	23	1		6	3 1.66	8	6187	
	88	18	7	11		18	12	1	18	18	1		10	3 0.70	2		
	89	38	22	16		38	13	1	38	36			13	3 2.46	15	6100	
	90	24	14	8		24	8		22	22	1		7	3 1.85	12	8250	
	91	14	9	14	2	23	8		22	23			13	4 1.07	7	8420	
	92	30	18	12		30	8		30	30	2		10	3 2.50	14	8420	
	93	54	28	22		54	6	1	54	54			32	4 0.43	19	8000	
	94	29	20	6	1	29	9	1	26	26		1	9	3 6.66	15	9813	
	95	25	15	5		25	6		24	24			6	3 6.66	11	12363	
	96	6	5	1		6	6		6	6			5		11	1140	
	97	22	18	3		22	2		21	21			2		16	9425	
	98	20	17	3		18			20	18					16	8843	
	99	16	15	1		16			16	15			1		13	8961	
	100	18	16	2		18			18	18			2		13	8423	
	101	8	8			8			8	8					8	8562	
	102	11	8	2		11	3		10	10			2		6	7500	
	103	24	12	12		24	9		24	24	1	2	9	3 9.77	6	6186	
	104	28	14	12	1	26	4	2	26	26			13	3 3.92	8	4437	
	105	29	15	14	1	29	7		29	29	1		7	3 9.08	6	6083	
	106	11	4	7		11	10	2	11	11		3	7	1 2.85	3	6666	
	107	25	13	11	1	24	12		24	24			12	3 4.08	6	5633	
	109	1															
	110	12	8	4		12	1	1	12	12			4	2 5.50	7	7142	
	111	12	7	5		12	4		12	12	2		5	3 9.00	5	5500	
	112	31	20	11		31	8	4	31	31	1		9	3 2.44	15	7240	
	113	33	25	7	1	33	8	1	32	32			18	3 3.83	18	7211	
	114	11	8	3		11	4		11	11	1		3	4 0.66	6	6400	
	115	9	6	3		9	1		9	9			3	3 1.66	6	8000	
	116	14	12	1	1	13	2		13	13		1	10	3 1.66	10	6550	
	41	1	31	7	24		31	30	10	31	31	12	30	23	1 0.91	4	3300
		2	7	1	6		7	6	5	7	7	4	7	6	1 5.00	1	
3		8	8			8	8	7	8	8	3	7	8	7 8.7			
4		26	6	20		26	17	1	26	26	5	26	20	1 4.20	6	4333	
5		40	6	34		40	6		40	40	11	40	34	1 6.91	4	5750	
6		42	10	32		42	6		42	42	8	42	31	2 1.06	7	7142	
7		39	9	30		39	2	2	39	39	8	38	29	2 5.31	8	6562	
8		16	2	14		16	1	1	16	16	3	14	14	1 8.28			
9		6	3	3		6	1		6	6	3		3	1 6.00	2		
12		7		7		7	2	2	7	7			7	1 4.14			
13		27	7	19	1	23	19	8	26	26	12	25	20	1 5.75	5	3160	
14		33	4	29		31	30	24	33	33	11	32	29	8 2.7	2		
15		109	14	94	1	109	82	64	108	82	17	83	94	1 3.44	9	4077	
17		14	2	11		14	10	8	13	13	4	13	8	2 1.00	1		
18		1															
20		21	3	18		21	17	2	21	21	8		18	3 2.05	1		
21		13	8	5		12	1		13	12			4	4 2.50	7	7785	
22		17	12	5		17	5		17	16			5	3 6.00	8	9625	
23		13	10	2	1	13			12	12			2		9	8000	
24		32	24	8		32	5	2	32	32	1	9	8	2 7.62	18	7450	
25		10	3	6		10	7	6	9	9	1	9	6	8 5.0	3	2833	
26		10	1	8		10	10		10	9	4	10	8	1 0.87			
27		22	6	16		21	21	17	22	22	5	20	16	1 1.56	6	2966	
28		16	8	8		16	13	8	16	16	3	16	8	1 4.25	6	5383	
29		37	5	32		37	36	36	37	37	14	36	32	9 4.0	4	2700	
30		7	5	2		7	7	6	7	6			2		3	4066	
31		47	8	39		47	24	17	47	47	13	26	39	1 9.97	6	5716	
32		21	6	14	1	21	13	6	20	20	4	9	15	1 8.66	4	3125	
33		15	5	9	1	15	6		14	14	2		9	2 1.66	1		
34		9	2	4	1	9	7	5	6	6			5	2 5.60	1		
35		6	6			6			6	6					5	7340	
36		20	4	16		20	16	13	20	20	4	16	16	1 2.87	3	5500	
37		10	8	2		10	2		10	10			2		7	9114	
38		17	14	3		17	1		17	17			12		10	10291	
39		16	10	6		16	1		16	16		1	5	5 9.20	10	9370	
40		34	9	23	2	33	3		32	31			23	4 5.04	6	8083	
41		53		52		53			52	52			52	7 2.63			
42		92	89	2		90	1	1	89	87	1		90	5 5.28			
44		35	5	29	2	35	19	3	34	33		12	29	2 4.55	1		
45		42	9	31	1	41	33	6	40	39	1 6	3 5	31	1 2.41	5	2020	
46	72	15	56		71	53	15	71	71	1 5	4 8	54	1 5.88	11	2801		
48	26	10	16	1	25	16	11	26	26	4	25	16	1 4.87	5	3700		
49	48	17	31		44	41	38	48	48	1 6	4 7	28	1 1.10	15	3406		
50	19	9	8		19	14	13	17	17	4	14	7	2 1.42	6	3750		
51	19	12	6		19	1		18	18	1		3	5 5.00	10	15350		
52	13	12	1		12			13	13			1		11	15000		
53	8	3	3	1	8			6	6			3	4 7.66	2			

<sup>1</sup>For renter - occupied dwelling units and vacant nonseasonal not dilapidated units, for rent.  
<sup>2</sup>For owner - occupied dwelling units and vacant nonseasonal not dilapidated units, for sale only.

















## HOUSING-BLOCK STATISTICS

Table 3.—CHARACTERISTICS OF HOUSING FOR CENSUS TRACTS, BY BLOCKS: 1950—Con.

Census tract	Block	All dwelling units by occupancy and tenure					All dwelling units by condition and plumbing facilities			Occupied dwelling units				Contract monthly rent <sup>1</sup>		Value <sup>2</sup> of one-dwelling-unit structures		
		Total	Owner occupied	Renter occupied	Vacant non-seasonal not dilap., for rent or sale	Other vacant and non-resident	Number reporting	No private bath or dilap.	No running water or dilap.	Total	Persons per room	Occupied by non-white	Number reporting	Average monthly rent (dollars)	Number reporting	Average value (dollars)		
										Number reporting	1.51 or more							
52	35	14	10	1	3	1	14		10	10						9	10888	
	36	13	10	1	3		9	2	6	6						4	9750	
	37	13	10				13		13	13			1			13	9576	
	38	13	10	3			13		13	13			3	60.00		9	10011	
	39	11	11				11		11	11						10	7200	
	41	30	21	6	1	2	30	6	27	27			3	50.00		19	9294	
	42	11	11				11	11	11	11	2	11				11	2318	
	43																	
	44	87	55	31		1	87	71	86	86	15	86	27	13.74	53	2330		
	45	24	20	4			24	19	24	24	2	24	3	14.66	17	2676		
	46	20	16	4			19	15	20	19	2	20	4	16.00	13	2230		
53	1	145	110	15	17	3	144	26	125	124	11	30	7	26.85	106	8006		
	2	5	5				5		5	5					5	11600		
	4	21	18	2		1	21	1	20	20			1		13	11692		
	5	8	7	1			8		8	8					5	14600		
	6	5	5				5		5	5					5	14100		
	7	3	3				3		3	3					3	14166		
	8	13	10	3			13	2	13	13	1		2		10	7460		
	9	10	7		1		10		9	9			3	53.33	6	7466		
	10	47	40	7			46	4	47	46			5	39.60	35	8451		
	11	25	20	4	1		25		24	23			4	53.75	19	8963		
	12	5	4	1			5		5	5			1		3	25833		
	15	1	1				1		1	1								
	16	7	7				7		7	7					7	14857		
	17	11	11				11		11	11					11	19445		
	18	23	13	7	3		23	4	20	20			2	54.00	11	18818		
	19	29	17	8	4		29	3	25	25			7	45.57	10	12550		
	20	14	11	2	1		14		13	13	1		1		9	11555		
	21	37	26	11			35	2	37	35	2		10	55.00	22	11450		
	22	4																
	23	114	97	13	1	3	114	10	110	109	2	8	10	37.40	91	8562		
	25	19	16	2	1		19		18	18			2		12	12666		
	26	6	6	1		1	6		6	6			1		3	13833		
	27	34	24			1	34		34	34					3	7466		
	28	18	15	3	2		18	2	18	18	1		14		14	13307		
	29	11	11				11		11	11			7		7	16071		
	31	17	14	3			17	1	17	17			2		11	13272		
	32	16	14	2			16		16	15			1		12	12650		
	33	5	5				5		5	5					5	11900		
	34	1					1		1	1								
	35	57	42	8	5	2	51	3	50	45	2	3	5	54.80	27	8637		
	37	36	14	21		1	32	17	35	33	7	1	15	30.40	10	6250		
	38	2					2		2	2			1		3	6333		
	40	5	4	1			5	2	5	5	1	2	1		2			
	42	6	5	1			6		6	6		4	1		4			
	43	4	4				4		4	4					4		7125	
	44	4	4				4		4	4					4		6100	
	45	10	10				10		10	10			9		9		6633	
	46	5	5				5		5	5			4		4		5625	
	47	4	2	2			4	2	4	4			2		2			
	49	10	8	2			9	1	10	10			2		6		6333	
	50	1					1		1	1								
	55	4	2	2			4	4	4	4			2		2			
	56	18	14	4			18	12	18	18	3	17	4	15.75	14	3328		
	57	2	4	4			2		2	2			3	12.00	3	3000		
	63	6	6	1			6	6	6	6			1		4		3875	
	65	6	6				6	3	6	6			5		5		3440	
	66	12	9	6			12	10	12	12	2	12	4	9.75	5	3033		
	67	3	3				3		3	3					3		3500	
	68																	
	71	1					1		1	1								
	72	8	7	1			8	8	8	8	3	8	1		6		1800	
	73	8	5	2		1	8	8	8	7	1	7	1		4		1625	
	74	11	9	2			10	9	11	11	3	11	2		8		2950	
	75	11	9	2			11	9	11	11	3	10	2		8		2087	
	76	11	4	6		1	10	7	11	10	2	9	5	11.00	4		975	
	77	2					2		2	2								
	78	5	5				5	4	5	5			5		5		1760	
	79	6	5	1			6	5	6	6	2	5	1		5		1360	
54	1	10	6	4			10	3	10	10	1		1		4		6350	
	2	2					2		2	2								
	3	4	2	1		1	4	1	3	3			1		1			
	4	3	2				3		3	3	1				2			
	5	5	1	3			5	3	5	4			4	26.25				
	6	2					2		2	2								
	7	7	4	3			7	7	7	7	1		2		2			
	8	388	288	374	5	7	385	1	376	375	14		364	23.55	2		4500	
	9	14	8			1	14	6	13	13			5	44.00	6		3400	
	10	9	5	4			9	4	9	9	1		4	35.00	4			
	12	8	7	1			7	4	8	8			1		7		2642	
	13	9	7	2			9	6	9	9			1		6		3716	
	14	2					2		2	2								

<sup>1</sup>For renter - occupied dwelling units and vacant nonseasonal not dilapidated units, for rent.<sup>2</sup>For owner - occupied dwelling units and vacant nonseasonal not dilapidated units, for sale only.







Table 3.—CHARACTERISTICS OF HOUSING FOR CENSUS TRACTS, BY BLOCKS: 1950—Con.

Census tract	Block	All dwelling units by occupancy and tenure					All dwelling units by condition and plumbing facilities			Occupied dwelling units			Contract monthly rent <sup>1</sup>		Value <sup>2</sup> of one-dwelling-unit structures		
		Total	Owner occupied	Renter occupied	Vacant non-seasonal not dilap., for rent or sale	Other vacant and non-resident	Number reporting	No private bath or dilap.	No running water or dilap.	Total	Persons per room		Occupied by non-white	Number reporting	Average monthly rent (dollars)	Number reporting	Average value (dollars)
											Number reporting	1.51 or more					
57	83	18	11	7					18	18			7	23.00	11	6.272	
	85	18	2	8	8		2		18	10	4		16	32.50	1		
	86	16	6						16	6					6	5.666	
	89	16	12	4				1	15	5			4	35.50	8	5.325	
	90	5	2	3					5	5			2		2		
	91	8	5	3					8	8			2		5	4.700	
	92	43	25	17		1			41	3	25	42	16	12.50	24	2.633	
	93	1							41	41			16				
	94	42	24	18					42	41	32	42	16	12.50	20	2.560	
	97	13	10	3			3		13	13			3	32.66	8	5.687	
	98	17	10	6	1			5	17	16			7	19.71	8	4.862	
	99	24	12	9	1	2		12	24	21	12	12	8	16.12	10	2.850	
	100	7	5	2					7	6			2		4	3.250	
	101	14	6	7		1			13	13	5		2		4	2.083	
	102	30	21	8	1			5	30	29	5	7	8	10.14	6	5.847	
	103	9	6	3					9	9			3	23.00	19	6.375	
	104	19	3	15	1			9	19	18		9	12	7.75	4	5.375	
	105	16	13	3					16	16			3	18.33	13	4.230	
	106	9	6	3					9	9			3	23.33	5	4.200	
	107	11	8	3					11	11			1		5	3.812	
	108	17	14	3					17	17			3	17.00	14	5.621	
	109	16	8	8					16	16			5	20.83	6	4.333	
	110	19	15	4					19	19			2		14	4.114	
	112	38	29	8		1			38	37			8	22.62	24	4.845	
	113	11	8	3					11	11	1		3	25.66	6	5.350	
	114	13	7	5	1			1	13	12			4	29.25	9	5.900	
	115	14	11	2					14	14			3	31.00	9	4.533	
	116	12	10	2					12	12			5		10	4.790	
	117	12	7	5				2	12	12		1	2	37.00	3	4.400	
	118	9	7	2					9	9			5		6	5.216	
	119	13	13						13	13		1			13	4.500	
	120	15	13	2					14	15			1		12	4.400	
	121	8	5	3					8	8		1	1		6	4.500	
	122	13	9	3	1			1	13	12			4	29.50	6	4.411	
	123	14	10	3		1		3	14	13		3	2		10	4.930	
	124	12	7	5					12	12			5	23.80	3	4.266	
	125	6	4	1		1		2	6	5			1		3	5.000	
	127	8	4	4					8	8			2		3	3.833	
	128	3	1	2					3	3		1	1		3	3.833	
	129	3	2	1					3	3			1		1		
	130	6	6						6	6		1	2		6	3.833	
	131	11	4	7					11	11		1	1	7	10.57	3	2.333
	132	1							1	1					1		
	133	6	4	2					6	6			4		3	1.833	
	134	26	8	14	4				26	11	9	22	13	25.00	7	1.800	
	135	2							2	2							
	136	5	5						5	5			5		4	1.550	
	138	8		2					8	8		1	2		5	2.200	
	139	36	19	17					36	35	22	36	7	11.00	15	2.360	
	140	13	7	6					13	13		1	13	10.33	7	2.928	
	141	8	4	3		1			8	6	5	7	3	14.33	2		
	143	15	11	4					15	7	6	15	8	18.75	11	3.245	
	144	13	7	6					12	11	9	13	2	11.00	6	2.666	
	145	12	8	4					12	9	7	12	3	8.25	8	2.612	
	146	20	4	16					20	18	1	20	16	16.68	2		
	147	28	20	8					26	22	15	28	26	15.00	17	3.676	
	149	3	3						3	3			3	21.66	1		
	150	8	7	1					8	7	5	8	1		7	1.542	
	151	1							1	1							
	152	1							1	1							
	153	16	10	6					16	15	12	16	4	10.60	5	2.900	
	154	37	17	19		1			36	33	24	36	32	12.82	13	2.353	
	155	13	11	2					13	13		13	2		10	2.240	
	156	7	4	3					7	7		3	3	11.66	4	1.725	
	158	4	2	2					4	4		4	4		1		
	159	7	6	1					7	7		1	7		6	1.983	
	160	11	10	1					10	8	4	11	1		8	1.875	
	161	23	9	12		2			22	20	16	21	2	13.25	7	2.100	
	162	6	4	2					6	6		6	3		4	1.500	
	163	21	13	8					21	20	16	21	2	12.12	10	2.990	
	164	14	9	5					14	13	10	14	5	13.00	5	3.420	
	165	8	3	5					8	8		8	5	8.40	3	2.266	
	166	15	12	3					15	14	13	15	3	13.00	10	2.100	
	167	3	1	2					3	3		3	2		1		
	168	7	7						7	7		7	2		7	2.285	
	169	18	10	8					18	14	10	18	3	13.50	10	2.530	
	170	3	2	1					3	2		3	1		2		
	171	23	10	13					22	21	16	23	2	12.11	7	2.228	
	172	6	4	2					5	5		6	2		3	2.200	
	173	13	9	4					13	9	5	13	3	17.75	7	2.142	
	174	16	8						16	14	11	16	8	9.63	4	1.675	
	175	8	5	3					8	8		8	1		5	1.660	
	176	2							2	2							
	177	1							1	1							
	178	11	10	1					11	6	4	11	1		9	3.211	
	181	7	4	3					7	7		7	2	11.00	4	1.725	
	182	3	3						3	2	1	3	3		3	2.000	

<sup>1</sup>For renter - occupied dwelling units and vacant nonseasonal not dilapidated units, for rent.  
<sup>2</sup>For owner - occupied dwelling units and vacant nonseasonal not dilapidated units, for sale only.

## HOUSING—BLOCK STATISTICS

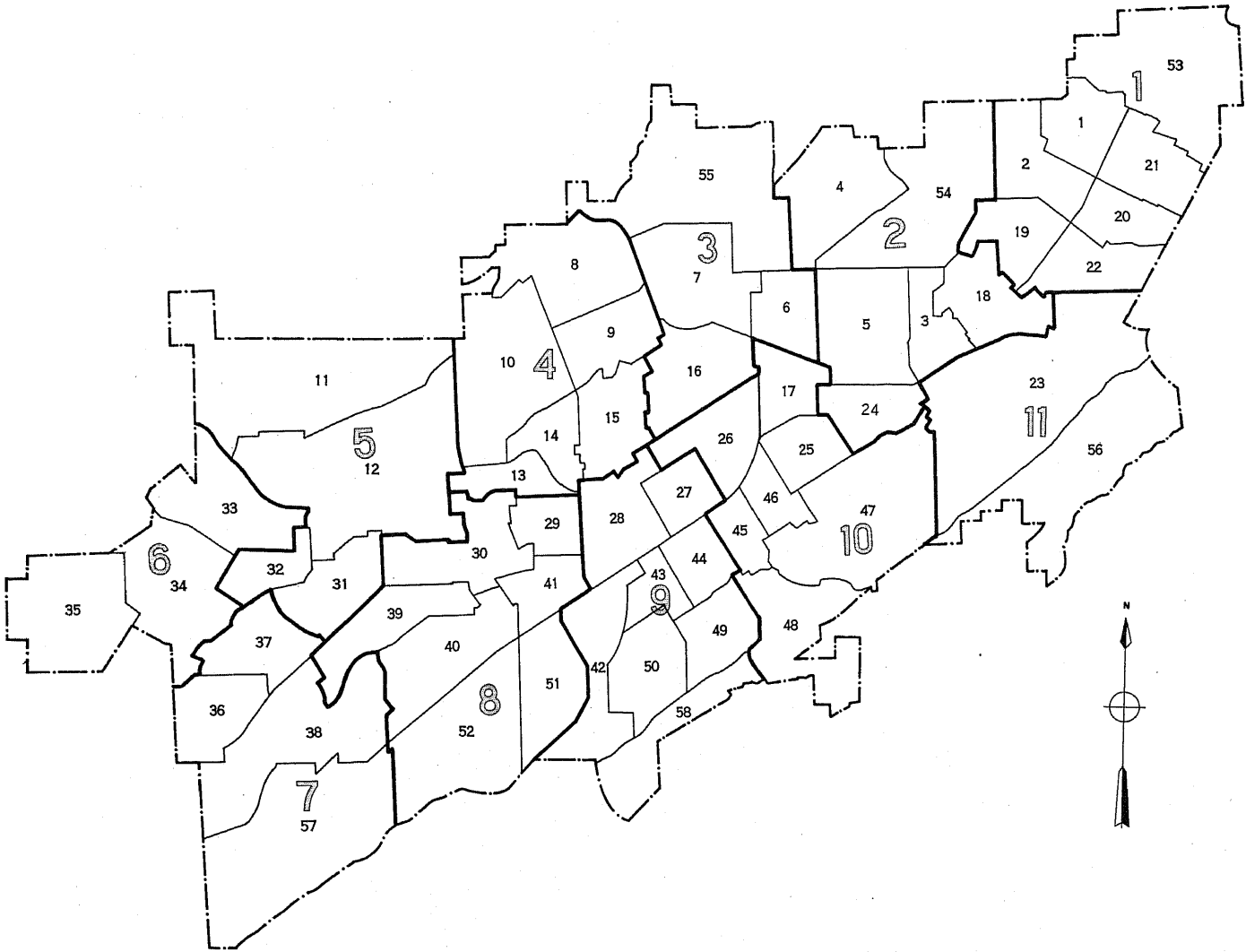
Table 3.—CHARACTERISTICS OF HOUSING FOR CENSUS TRACTS, BY BLOCKS: 1950—Con.

Census tract	Block	All dwelling units by occupancy and tenure					All dwelling units by condition and plumbing facilities			Occupied dwelling units			Contract monthly rent <sup>1</sup>		Value <sup>2</sup> of one-dwelling-unit structures		
		Total	Owner occupied	Renter occupied	Vacant non-seasonal not dilap., for rent or sale	Other vacant and non-resident	Number reporting	No private bath or dilap.	No running water or dilap.	Total	Persons per room		Occupied by non-white	Number reporting	Average monthly rent (dollars)	Number reporting	Average value (dollars)
											Number reporting	1.51 or more					
57	183	11	9	2					11	6		1	2		9	2,500	
	184	9	8	1		1			9	9		8	1		6	1,916	
	185	6	2	3					5	5	2	4	2		2		
	186	12	9	3					12	12		2	3	15.00	7	2,857	
	187	16	12	4					16	16	3	1	4	15.25	11	2,654	
	188	9	7	2					9	9	1		2		6	3,900	
58	1	7	6		1	7			6	6					6	8,750	
	3	8	3	2	3	8	2		5	5		1	1		2		

<sup>1</sup>For renter - occupied dwelling units and vacant nonseasonal not dilapidated units, for rent.<sup>2</sup>For owner - occupied dwelling units and vacant nonseasonal not dilapidated units, for sale only.

BIRMINGHAM, ALABAMA, BY CENSUS TRACTS: 1950

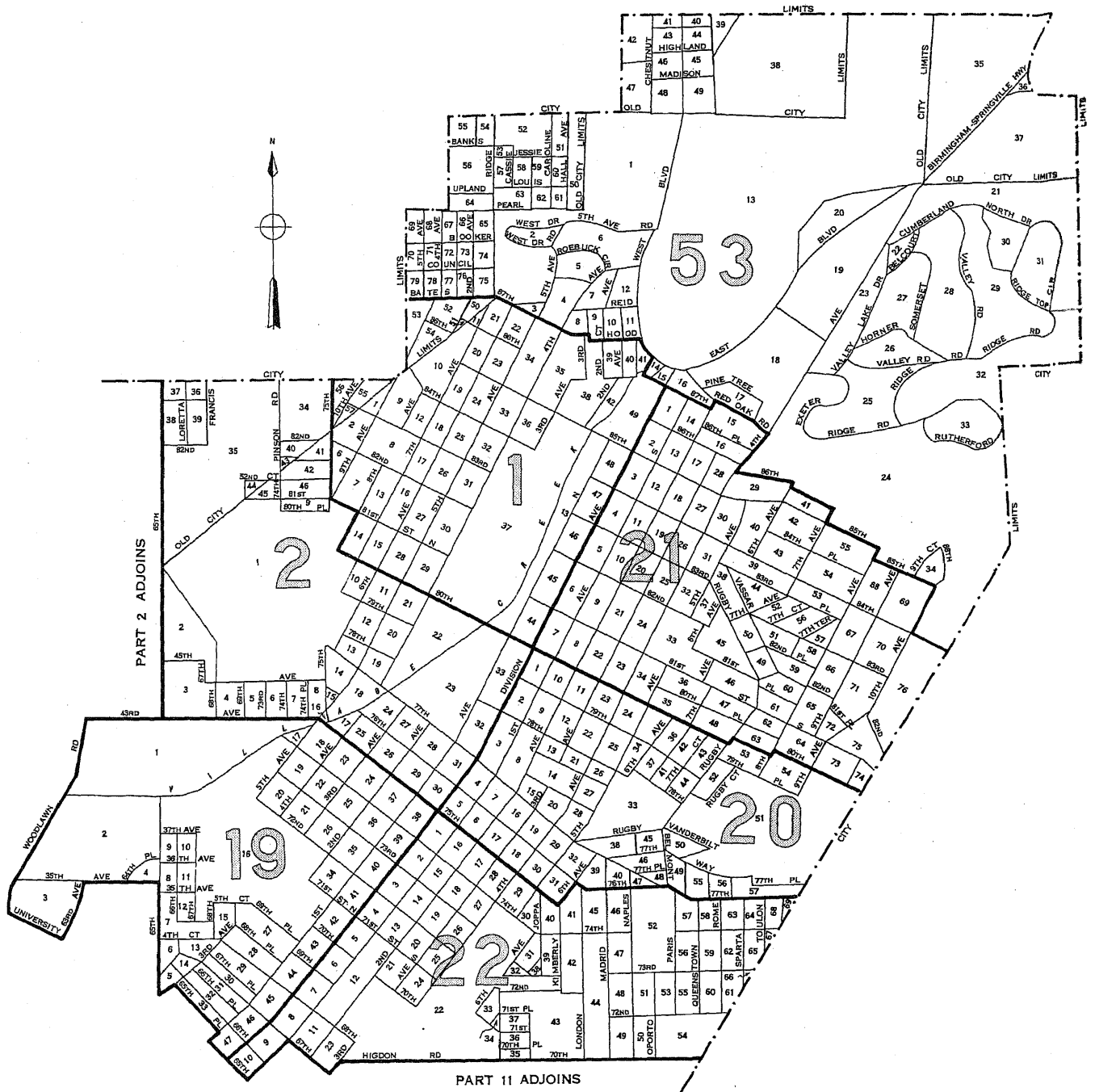
KEY MAP



LEGEND  
TRACT NUMBER  
PART NUMBER

9  
1

BIRMINGHAM, ALABAMA, BY CENSUS TRACTS AND BLOCKS: 1950  
PART 1 OF 11 PARTS



SCALE IN FEET


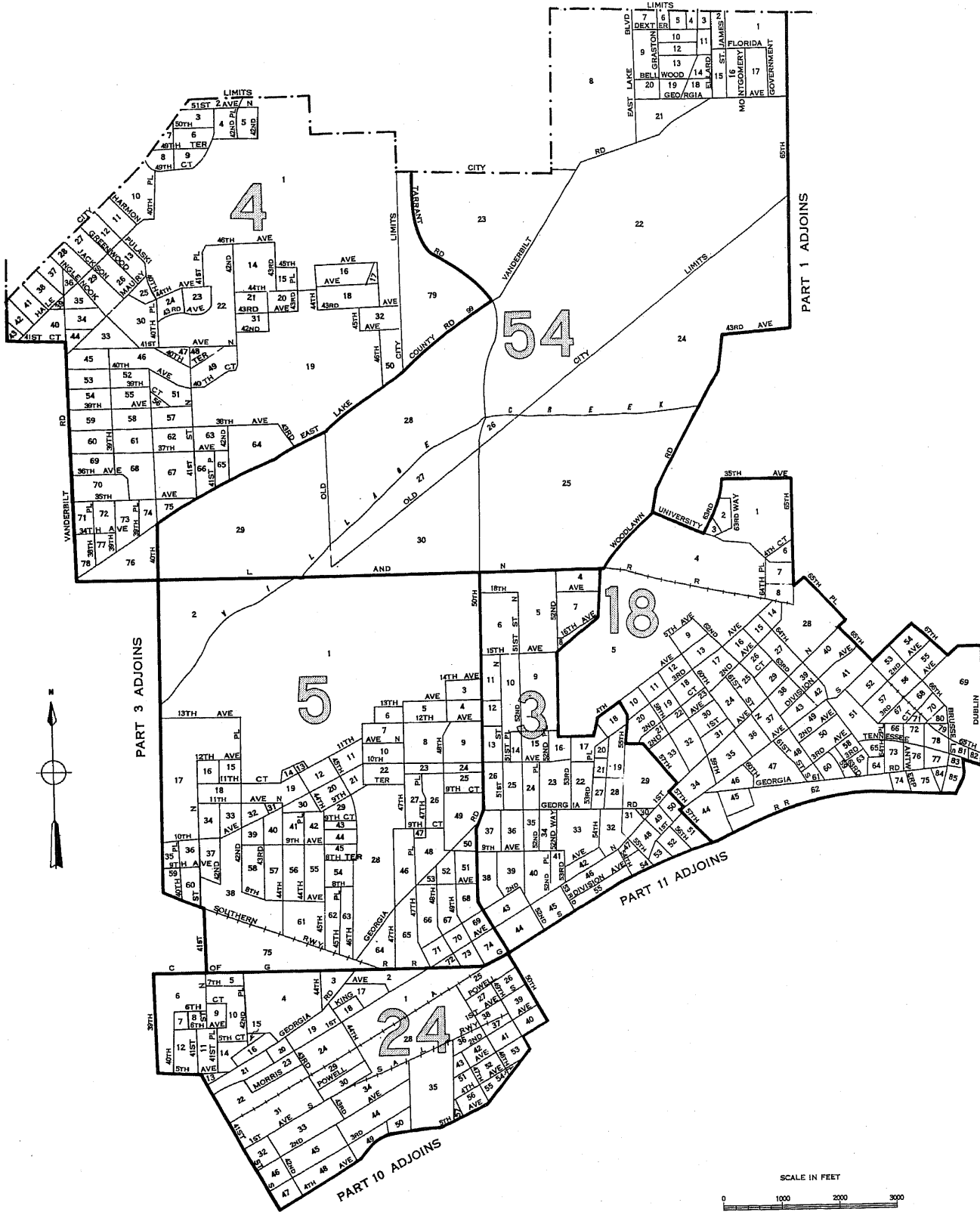


LEGEND

BLOCK NUMBERS  
TRACT NUMBERS  
TRACT BOUNDARIES  
U.S. DEPARTMENT OF COMMERCE, BUREAU OF THE CENSUS

BIRMINGHAM, ALABAMA, BY CENSUS TRACTS AND BLOCKS: 1950

PART 2 OF 11 PARTS



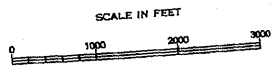
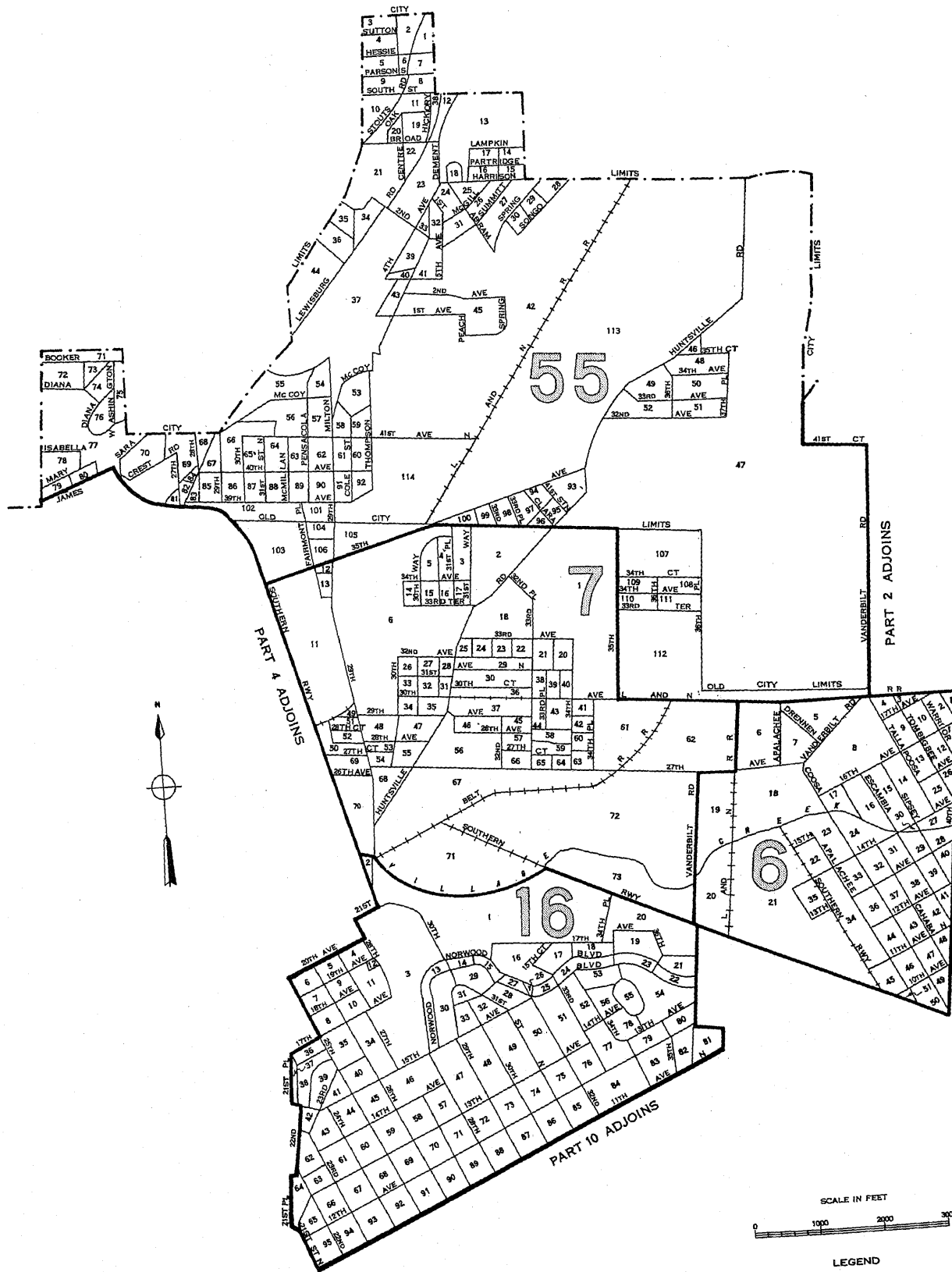
LEGEND

- BLOCK NUMBERS
- TRACT NUMBERS
- TRACT BOUNDARIES

U.S. DEPARTMENT OF COMMERCE, BUREAU OF THE CENSUS

25  
**2**

BIRMINGHAM, ALABAMA, BY CENSUS TRACTS AND BLOCKS: 1950  
 PART 3 OF 11 PARTS

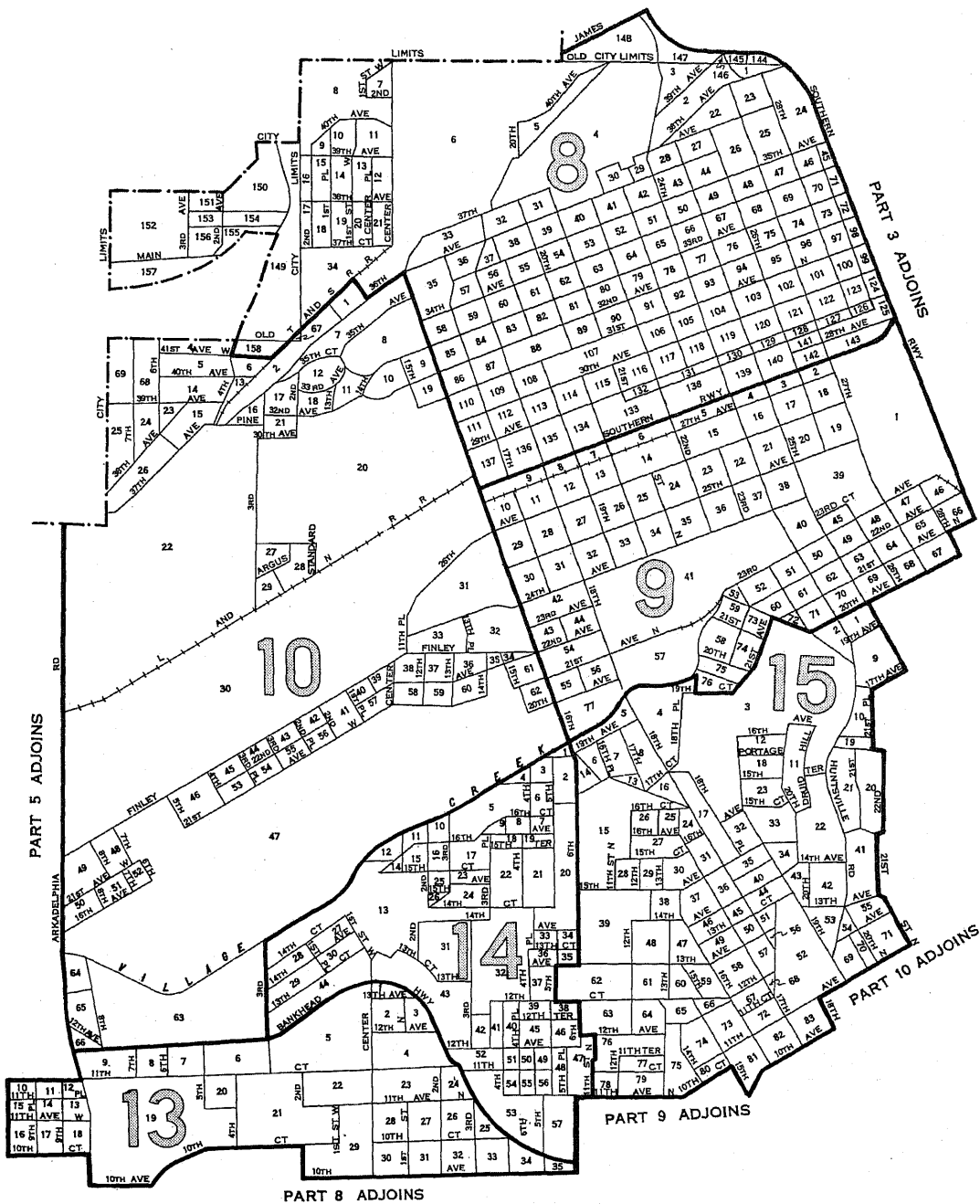


LEGEND

- BLOCK NUMBERS
- TRACT NUMBERS
- TRACT BOUNDARIES
- U.S. DEPARTMENT OF COMMERCE, BUREAU OF THE CENSUS

BIRMINGHAM, ALABAMA, BY CENSUS TRACTS AND BLOCKS: 1950

PART 4 OF 11 PARTS



SCALE IN FEET



LEGEND

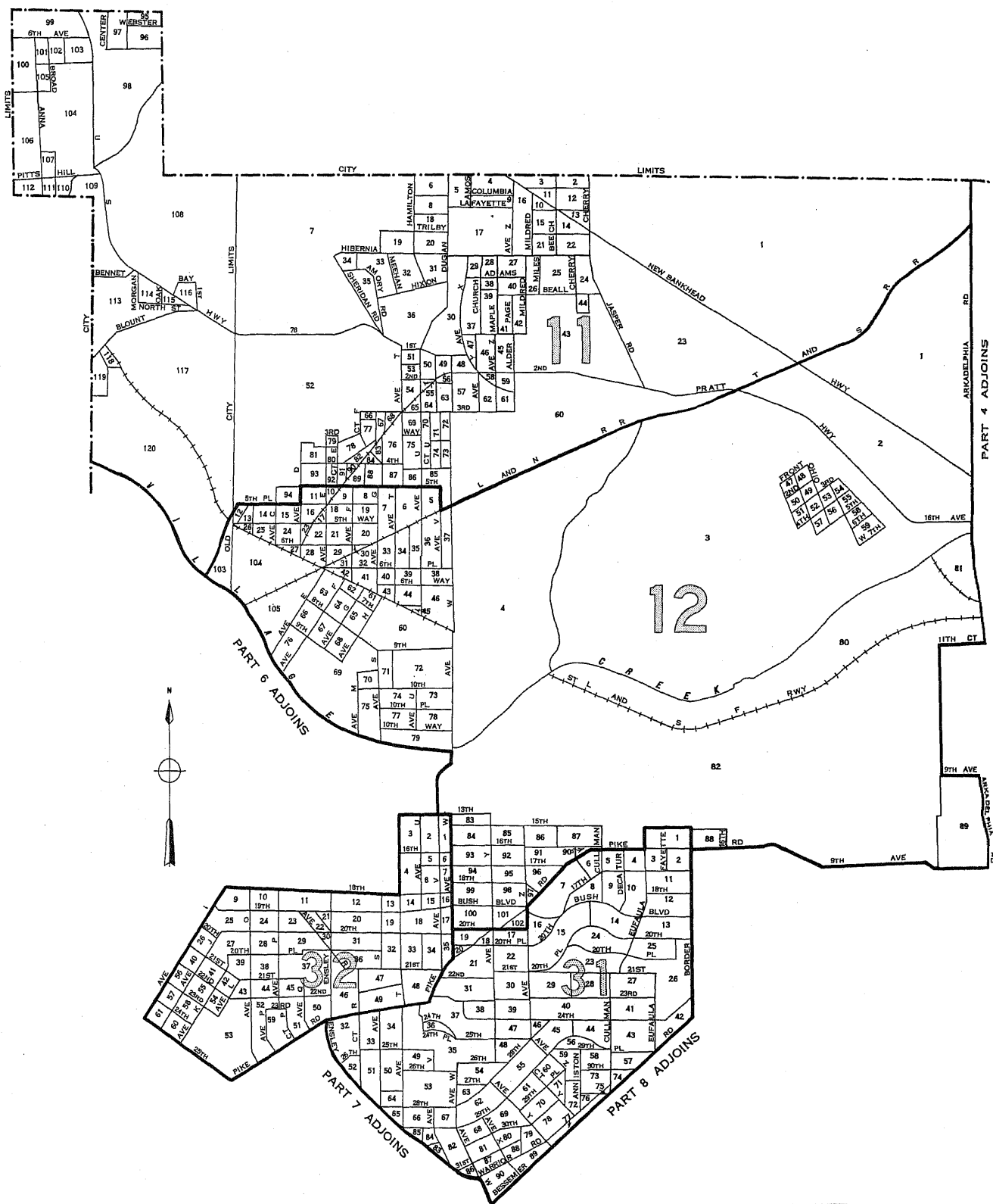
- BLOCK NUMBERS
- TRACT NUMBERS
- TRACT BOUNDARIES
- U.S. DEPARTMENT OF COMMERCE, BUREAU OF THE CENSUS

25  
**2**



BIRMINGHAM, ALABAMA, BY CENSUS TRACTS AND BLOCKS: 1950

PART 5 OF 11 PARTS



LEGEND

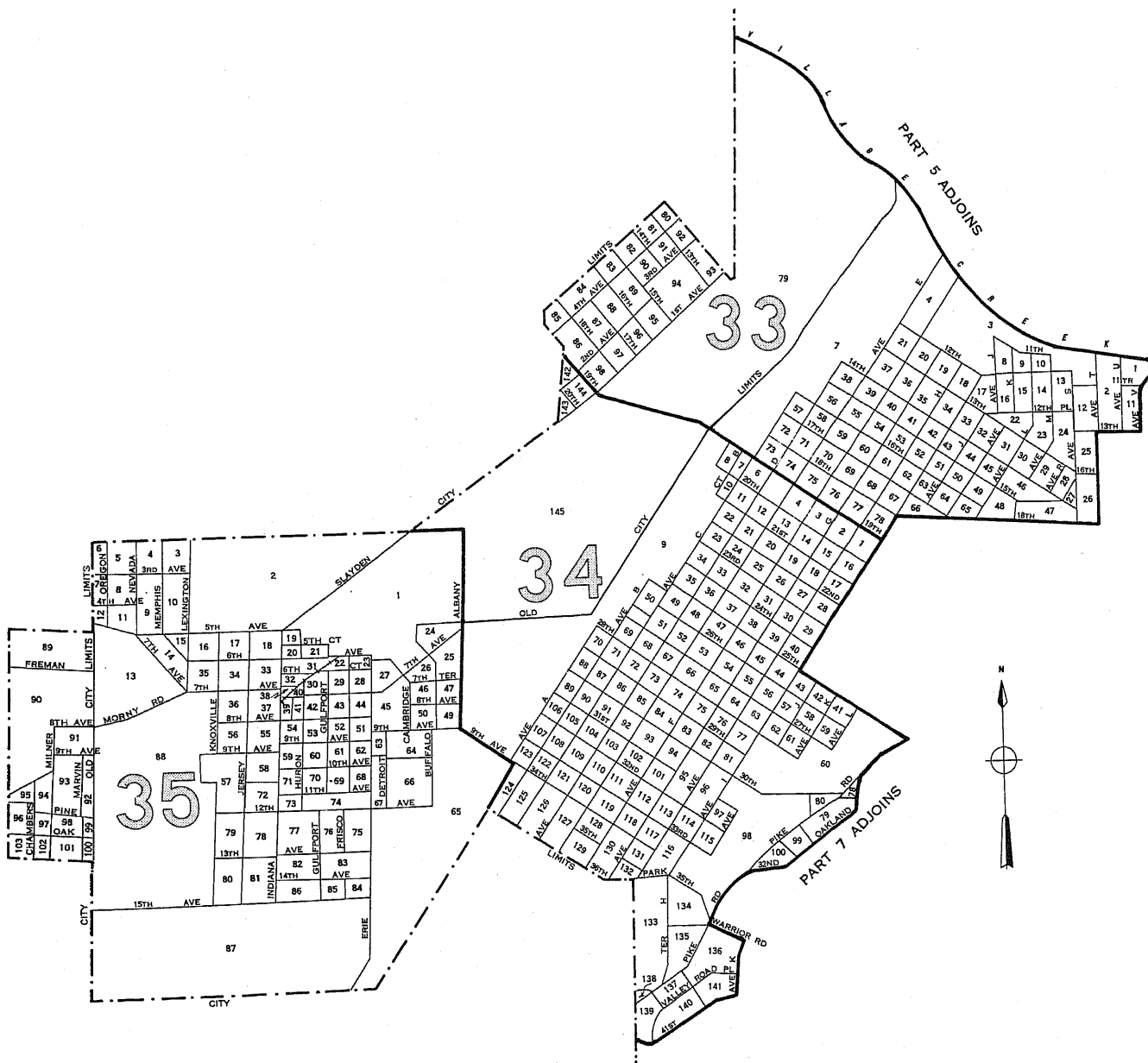
- BLOCK NUMBERS
- TRACT NUMBERS
- TRACT BOUNDARIES

U.S. DEPARTMENT OF COMMERCE, BUREAU OF THE CENSUS

25  
**2**

BIRMINGHAM, ALABAMA, BY CENSUS TRACTS AND BLOCKS: 1950

PART 6 OF 11 PARTS



SCALE IN FEET



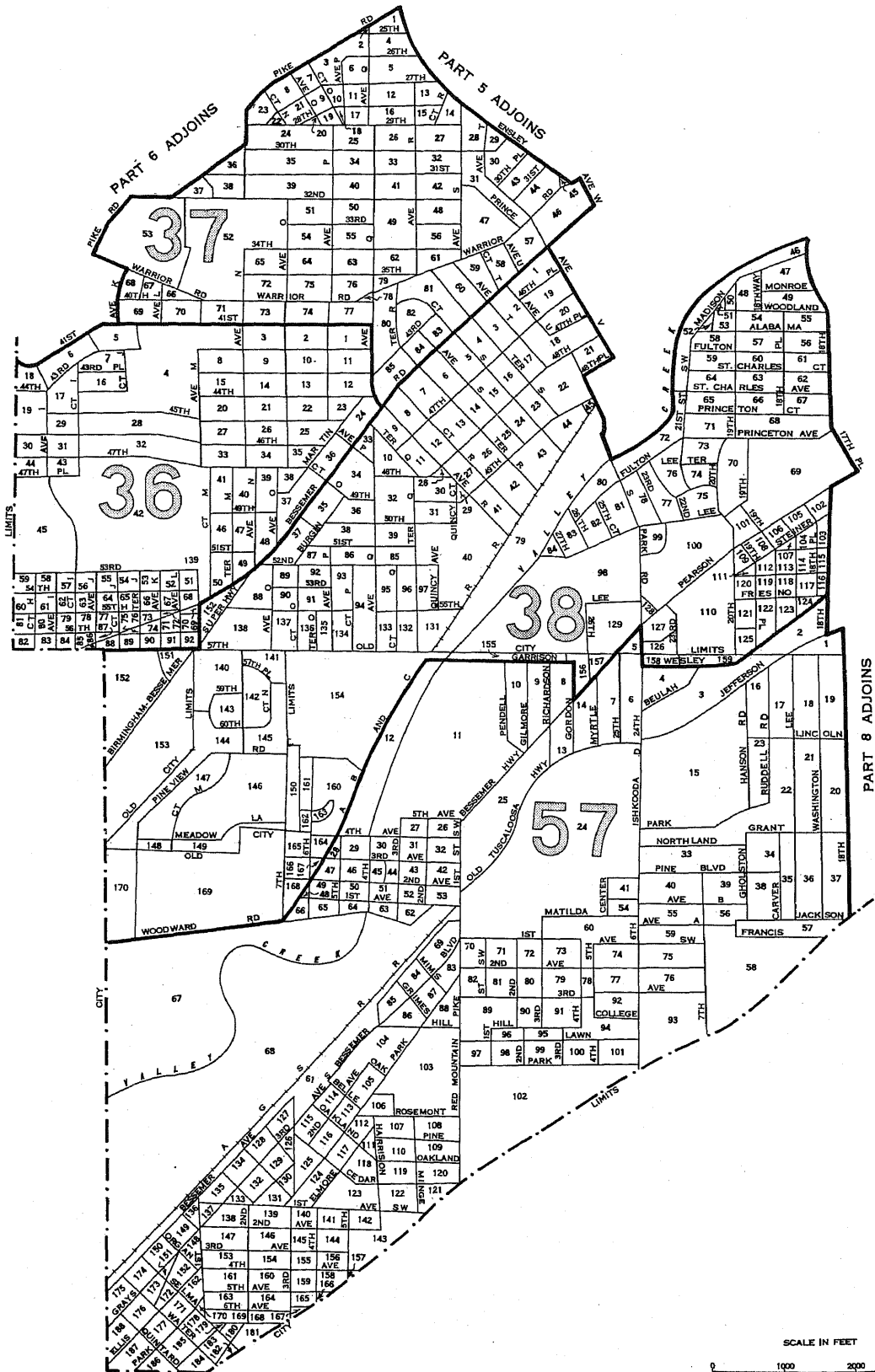
LEGEND

- BLOCK NUMBERS
- TRACT NUMBERS
- TRACT BOUNDARIES

U.S. DEPARTMENT OF COMMERCE, BUREAU OF THE CENSUS

BIRMINGHAM, ALABAMA, BY CENSUS TRACTS AND BLOCKS: 1950

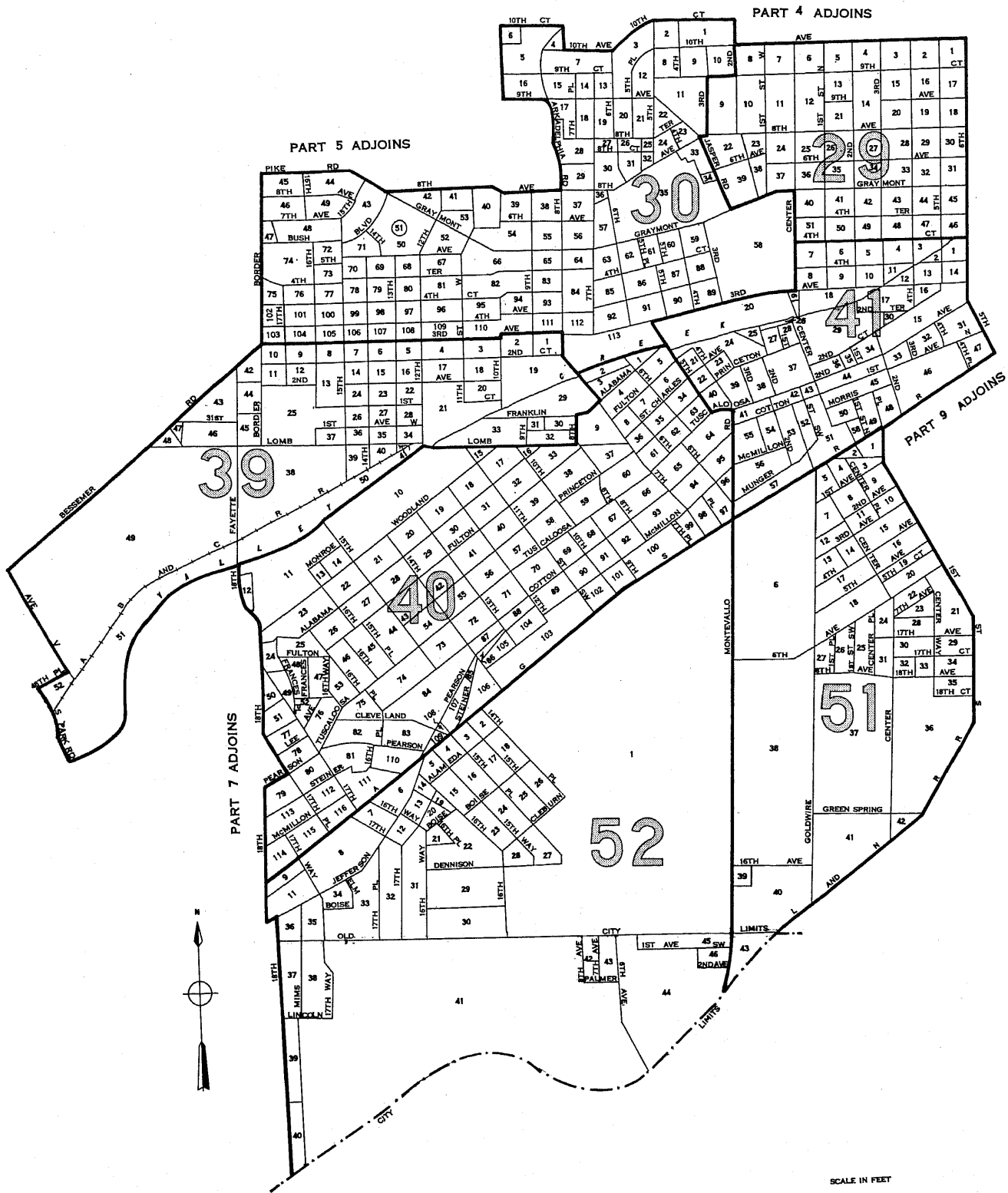
PART 7 OF 11 PARTS



BLOCK NUMBERS  
TRACT NUMBERS  
TRACT BOUNDARIES  
U.S. DEPARTMENT OF COMMERCE, BUREAU OF THE CENSUS

BIRMINGHAM, ALABAMA, BY CENSUS TRACTS AND BLOCKS: 1950

PART 8 OF 11 PARTS

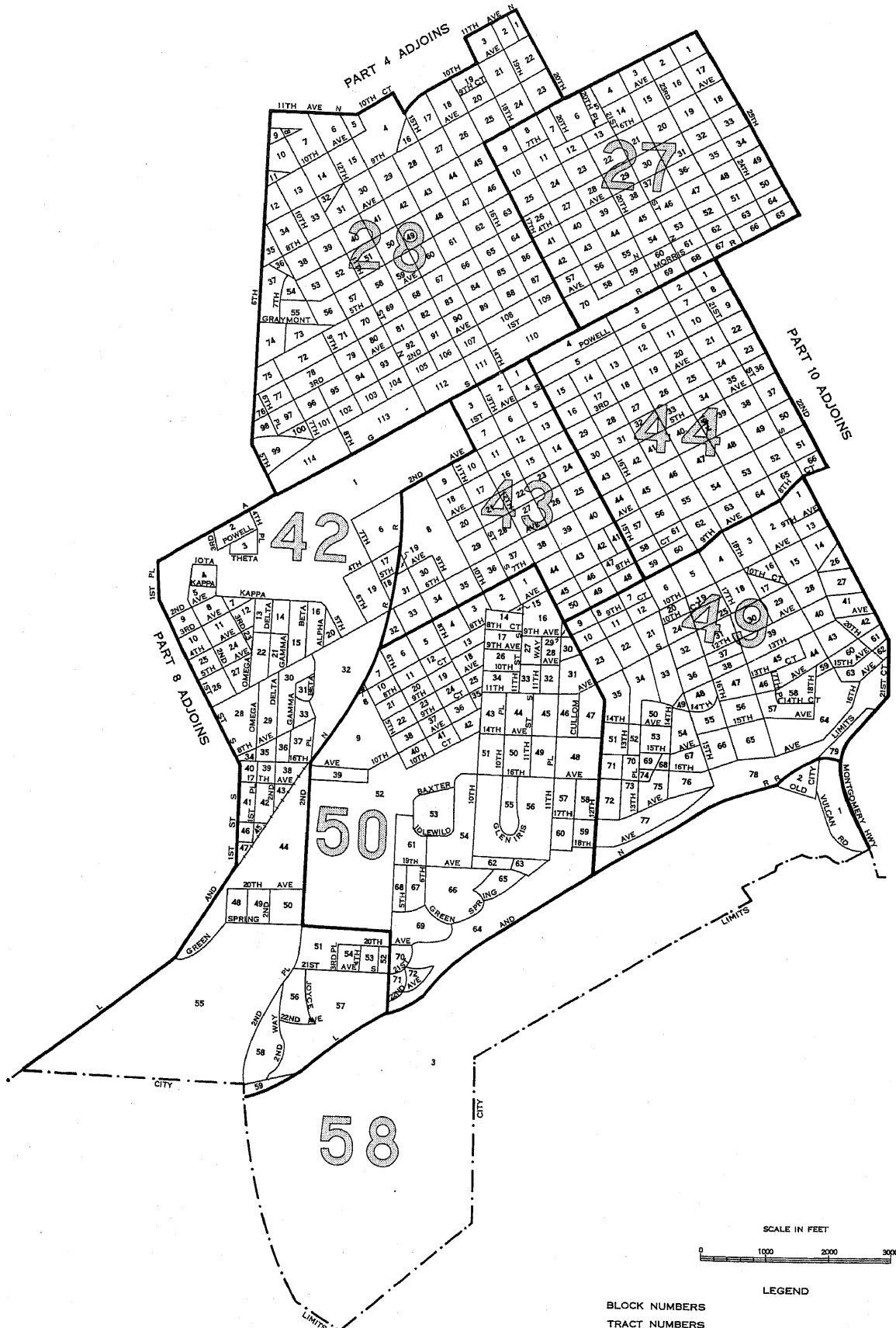


LEGEND

- BLOCK NUMBERS
- TRACT NUMBERS
- TRACT BOUNDARIES
- U.S. DEPARTMENT OF COMMERCE, BUREAU OF THE CENSUS

BIRMINGHAM, ALABAMA, BY CENSUS TRACTS AND BLOCKS: 1950

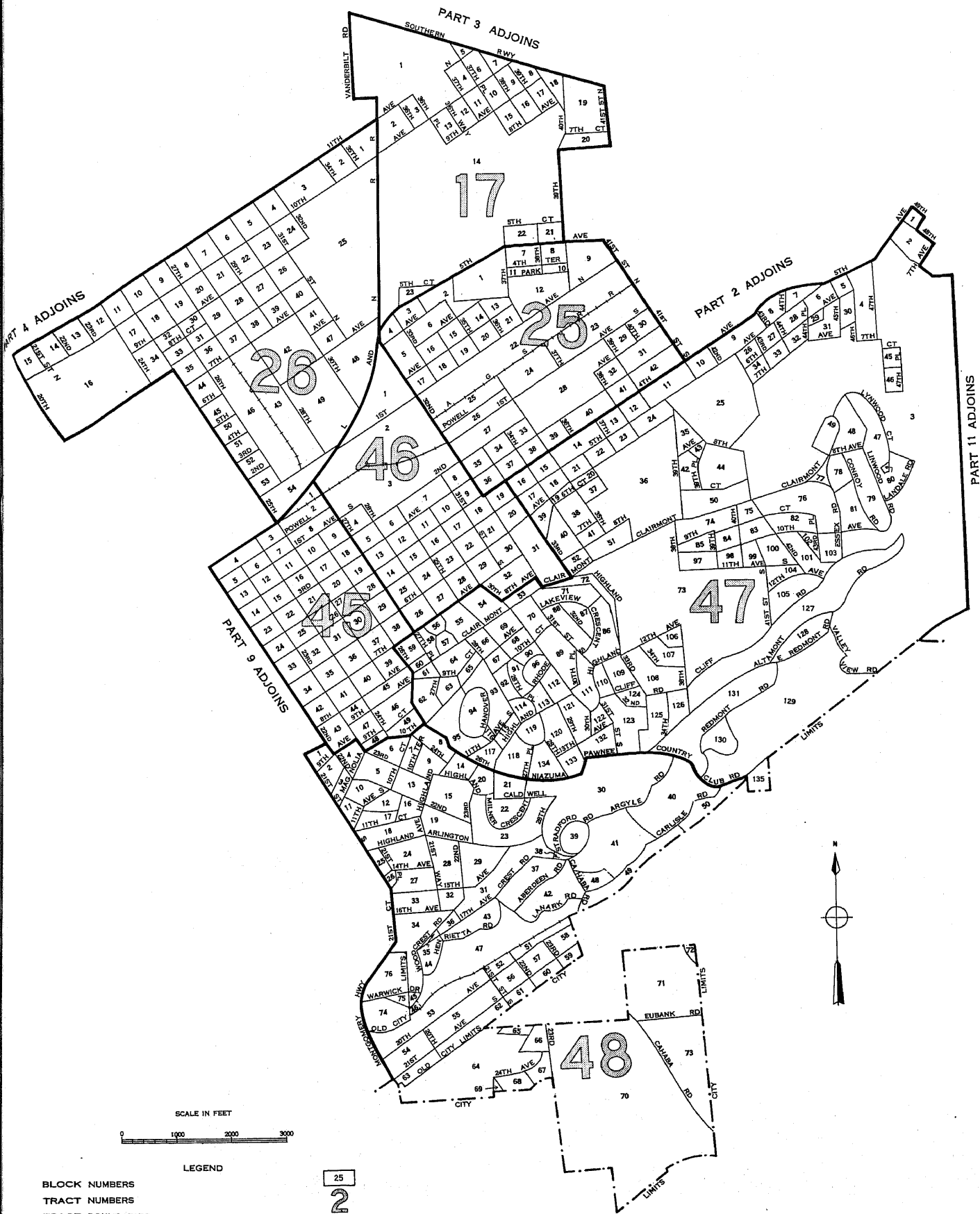
PART 9 OF 11 PARTS



BLOCK NUMBERS  
 TRACT NUMBERS  
 TRACT BOUNDARIES  
 U.S. DEPARTMENT OF COMMERCE, BUREAU OF THE CENSUS

BIRMINGHAM, ALABAMA, BY CENSUS TRACTS AND BLOCKS: 1950

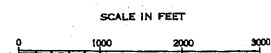
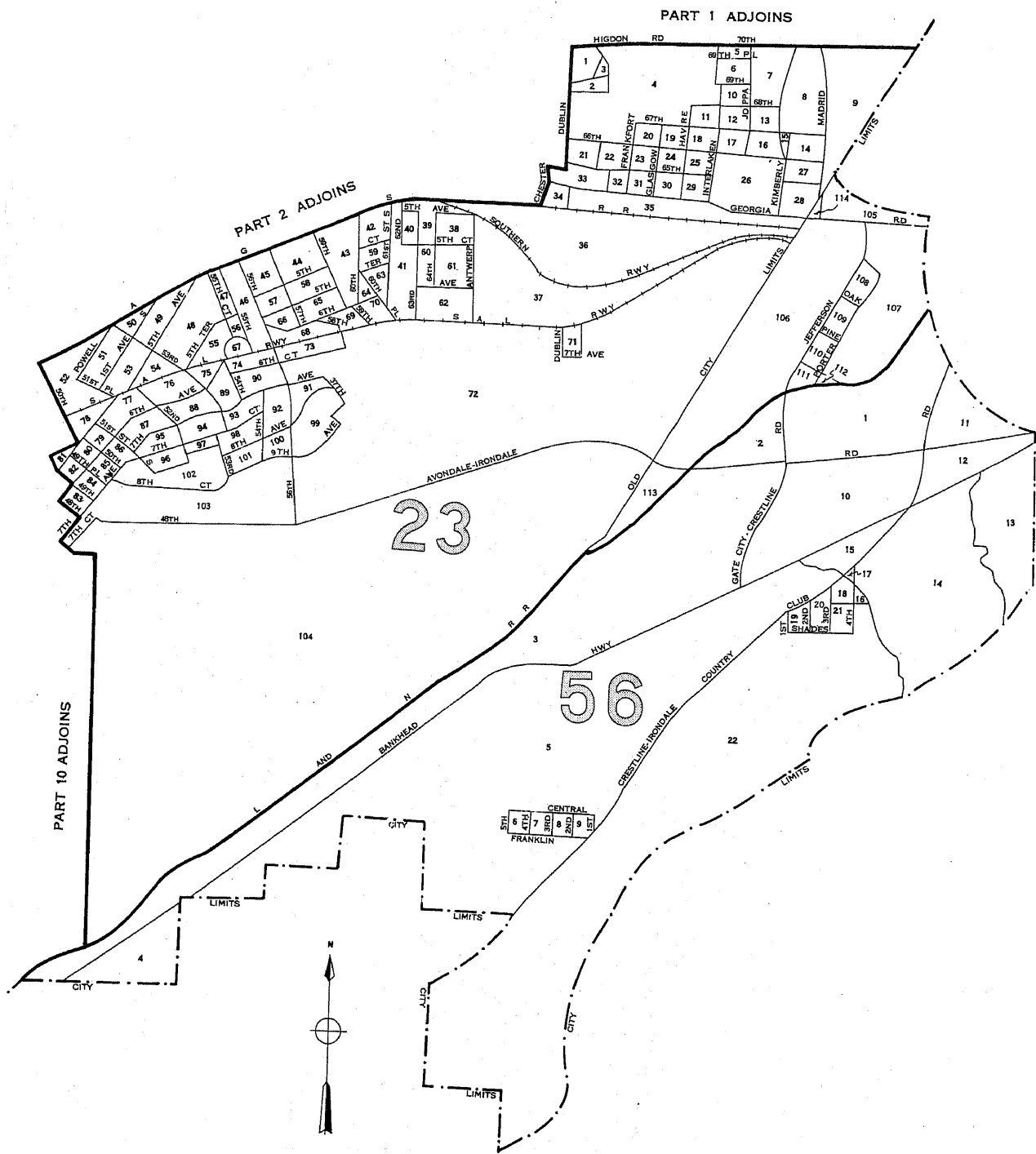
PART 10 OF 11 PARTS



BLOCK NUMBERS  
TRACT NUMBERS  
TRACT BOUNDARIES  
U.S. DEPARTMENT OF COMMERCE, BUREAU OF THE CENSUS

BIRMINGHAM, ALABAMA, BY CENSUS TRACTS AND BLOCKS: 1950

PART 11 OF 11 PARTS



LEGEND

- BLOCK NUMBERS
- TRACT NUMBERS
- TRACT BOUNDARIES
- U.S. DEPARTMENT OF COMMERCE, BUREAU OF THE CENSUS