

Table 3.—CHARACTERISTICS OF HOUSING FOR CENSUS TRACTS, BY BLOCKS: 1950—Con.

Census tract	Block	All dwelling units by occupancy and tenure					All dwelling units by condition and plumbing facilities			Occupied dwelling units			Contract monthly rent <sup>1</sup>		Value <sup>2</sup> of one-dwelling-unit structures		
		Total	Owner occupied	Renter occupied	Vacant non-seasonal not dilap., for rent or sale	Other vacant and non-resident	Number reporting	No private bath or dilap.	No running water or dilap.	Total	Persons per room		Number reporting	Average monthly rent (dollars)	Number reporting	Average value (dollars)	
											Number reporting	1.51 or more					Occupied by non-white
665	10	64	30	34		63	4	2	64	61	1	32	32.65	9	9.833		
	11	58	30	28		58	1	1	58	58	1	28	36.60	10	8.300		
	12	70	34	36		68	3		70	69	1	35	38.71	11	8.090		
	13	21	11	10		20			21	21		10	30.90	5	6.800		
	14	39	16	23		38	3		39	39	2	23	33.39	3	10.000		
	15	20	10	10		20	1		20	20		10	25.40	3	7.000		
	16	15	7	8		14	3		15	14		8	29.37	4	5.375		
	17	15	3	12		15			15	15		11	4.427				
	18	5		3		5			5	5		3	33.33				
	19	57	24	33		57	6		57	57	2	32	48.25	12	9.916		
	20	65	29	36		65	15	8	65	65	3	33	32.06	11	7.954		
	21	17	6	11		16	1		17	17		11	42.09				
	22	2				9	6	4	9	9		4	30.00	2			
	23	9	5	4		9	4	3	9	9		5	33.80	2			
	24	12	5	7		12	4		12	12		3	22.33	7	10.285		
	25	18	11	6	1	14	2		17	15	1	10	34.20	8	12.750		
	26	31	19	12		28			31	31	1	26	35.38	12	8.666		
	27	64	37	27		63	5		64	62	2	38	33.81	9	16.111		
	28	82	42	40		82	20	2	82	81	1	8	19.65	8	6.250		
	29	184	53	130		178	15	109	183	183		125	19.65	8			
	30	23	9	14		22	3		23	22	2	12	25.33	7	7.428		
	31	98	35	61	1	95	39	3	96	95	3	62	27.74	9	7.444		
	32	74	27	47		73	43	11	74	71	3	47	33.12	2			
	33	93	33	59		90	54	16	92	92	5	57	22.75	8	6.912		
	38	66	26	40		66	8	4	66	66	2	40	32.80	4	7.375		
	666	1	53	19	34		53	38	1	53	53	3	34	20.29	3	4.666	
		2	98	27	70		98	69	2	97	97	6	66	18.68	2		
		3	124	32	89	1	120	81	14	121	119	8	84	19.84	2		
		4	106	25	79	1	106	54	16	104	104		75	23.26	3	5.000	
		5	46	16	30		46	10		46	46	1	27	41.00	1		
		7	48	12	36		48	18		48	48	1	34	29.73	1		
		8	1														
		9	66	25	40	1	65	17	3	65	65	1	39	33.51	2		
		10	125	27	97	1	125	57		124	124	1	92	26.03	2		
		11	31	12	19		31	9	2	31	31		16	24.87	1		
		12	144	33	108		141	100	67	141	140	14	103	23.91	3	8.000	
		13	108	19	89		107	75		108	108	13	81	21.67	2		
		14	82	26	54	2	81	49	9	80	80	4	51	20.37	8	3.250	
15		100	39	61		96	67	26	100	100	14	61	24.65	7	5.071		
16		42	18	24		40	17	1	42	42	3	22	30.31	5	5.700		
17		102	26	75	1	94	81	6	101	98	8	73	19.68	6	7.333		
18		105	30	75		98	72		105	104	2	72	22.98	5	5.400		
19		73	24	47	1	72	35	4	71	71	2	47	23.57	2			
20		9	1	8	1	8	4	1	9	9	1	7	22.57	1			
21		7	3	4		7			7	7		4	26.00	1			
22		25	18	7		24	2		25	25	1	6	35.50	12	10.775		
23		13	6	7		13	2		13	13	1	7	49.85	2			
24		35	13	22		35	11		35	35	1	21	21.85	4	5.750		
25		93	37	55	1	93	27		92	92	1	54	7.290	10	7.290		
26		62	13	49		61	27	1	62	62	2	46	29.76	3	3.833		
667		1	82	31	51		79	31	9	82	82	11	46	22.34	5	5.000	
	2	78	22	56		77	27	2	78	75	4	53	25.11	4	7.375		
	4	1															
	5	141	32	106		139	94	38	138	137	7	103	22.68	5	4.880		
	6	132	23	103	1	130	93	70	126	126	6	100	26.71	4	6.250		
	7	75	13	61		74	24		74	74	1	60	27.46	1			
	8	142	34	107	1	141	47		141	141	1	107	25.22	4	7.500		
	9	74	21	53		73	27		74	74		53	29.37	5	10.700		
	10	117	26	91		115	32	2	117	117	1	88	29.86	6	7.700		
	11	108	28	78		106	48	1	106	106	1	76	23.02	7	8.857		
	12																
	13	63	10	52		62	38	1	62	62	3	52	28.19	2			
	14	87	12	72	1	87	43	14	84	84	8	73	36.63	2			
	15	162	33	128	1	162	74	17	161	161	8	128	23.98	2	5.875		
	16	133	38	93	1	124	60	44	131	131	16	93	26.79	8			
	17	71	18	53	2	69	32	27	71	71	12	52	30.44	6	7.166		
	668	1	73	27	46		73	3		73	73	1	46	42.08	4	7.250	
2		80	29	49	2	79	12	1	78	78	1	51	32.07	7	9.785		
3		79	38	39	1	79	14		77	76	2	39	28.61	15	7.400		
4		34	41			34	19	1	34	34	1	39	29.97	11	9.090		
5		78	13	15		78	2		78	78	2	14	42.28	4	8.000		
6		28	11	15		28	2		28	28	2	9	48.55	16	11.968		
7		27	9	11		27	2		27	27	2	18	45.66	7	10.714		
8		27	2	18		26	5		27	27	4	1		2			
10		4	3	1		4			4	4		27	32.07	11	8.545		
11		52	24	28		52	11		52	52	1	25	36.00	8	9.687		
12		48	22	26		48	11		48	48	2						
14		99	37	61	1	98	23		98	98		61	28.24	10	8.000		
669		2	109	27	81		109	28	18	108	108	8	79	30.77	3	5.833	

<sup>1</sup>For renter - occupied dwelling units and vacant nonseasonal not dilapidated units, for rent.  
<sup>2</sup>For owner - occupied dwelling units and vacant nonseasonal not dilapidated units, for sale only.

HOUSING—BLOCK STATISTICS

Table 3.—CHARACTERISTICS OF HOUSING FOR CENSUS TRACTS, BY BLOCKS: 1950—Con.

Census tract	Block	All dwelling units, by occupancy and tenure					All dwelling units by condition and plumbing facilities			Occupied dwelling units			Contract monthly rent <sup>1</sup>		Value <sup>2</sup> of one-dwelling-unit structures			
		Total	Owner occupied	Renter occupied	Vacant non-seasonal not dilap., for rent or sale	Other vacant and non-resident	Number reporting	No private bath or dilap.	No running water or dilap.	Total	Persons per room		Occupied by non-white	Number reporting	Average monthly rent (dollars)	Number reporting	Average value (dollars)	
											Number reporting	1.51 or more						
669	3	96	26	63	6	1	94	38	17	89	89	5	3	63	41.76	5	7.100	
	4	130	29	105	8	2	125	49	4	125	124	15	1	110	39.75	1		
	5	93	30	60	4	2	92	27	2	89	89	2		64	33.04	7	7.571	
	6	173	39	126	2	16	158	34		155	93	87	2	59	27.25	7	7.000	
	8	106	15	91			105	41	1	106	106	4		90	45.23	2		
	9	107	9	98			107	41	1	107	107	4		90	45.23	3	7.000	
	10	91	15	76	4	2	89	40	2	89	87	2	1	26	43.69	1		
	11	85	15	70			85	47	13	87	87	12	4	76	36.80	2		
	12	85	15	70			85	45	8	85	85	8		67	39.73	1		
	13	60	12	44		4	60	41	36	56	55	14	6	43	26.04	1		
	670	2	62	12	46	2	2	53	34	11	58	56	16	43	43	27.44	1	
		3	77	14	62	1	2	75	62	53	76	73	16	57	57	30.66	1	
		4	100	14	84			99	53	45	98	98	13	38	84	29.14		
6		76	19	56		1	71	53	36	75	75	15	8	54	25.42	1		
7		92	25	67	1	4	83	56	55	87	85	16	17	60	28.50	3	4.333	
8		95	14	81			91	53	44	93	92	8	30	75	33.80	3	6.333	
9		59	11	47	1	1	58	39	38	58	58	16	35	44	34.61	1		
10		97	8	89			93	43	1	94	93	16	75	81	26.75			
11		65	11	52	1	2	63	47	11	63	63	10	54	52	32.75			
671		2	37	8	28		1	35	25	2	36	34	5	17	27	52.62	1	
		3	65	10	52		2	57	30	19	62	59	15	30	49	34.20	1	
	4	76	12	62	1	2	65	34	19	74	68	17	37	56	34.75	3	31.666	
	5	120	16	103			92	45	27	119	118	35	18	102	38.48	1		
	6	63	14	48	1	1	57	22	16	62	61	8	2	47	28.48	1		
	7	90	10	79			86	24	2	85	84	10		79	42.79	1		
	8	54	3	48	5	3	50	27	1	51	51	5		44	37.22	1		
	9	17	1	16			13	1		17	17			16	68.31			
	10	77	19	55	2		74	14	2	75	75	3		58	47.43	5	8.800	
	11	71	1	69		1	70	55	1	70	69	13		68	35.42			
	12	42	7	35			41			42	41	7		34	31.20	3	10.500	
	13	60	15	44		1	60	11	1	59	59	7		44	31.75	2		
	14	40	8	32			38	21	13	40	40	5		32	33.31			
	15	59	13	45		1	53	21	8	58	57	11	5	44	33.93	1		
	16	11	4	7			10	2	2	11	11	2		7	36.42			
	18	3	2	1			3			3	3	1		1		1		
	19	9	3	6			9	1		9	9	1		6	31.33	1		
20	20	6	14			20	1	1	20	20	1		14	33.28	1			
25	1																	
673	1	32	19	13			31	4		32	32	1		13	37.46	9	6.000	
	2	8	6	2			8	2	2	8	8			2	53.00	5		
	3	19	12	6		1	18	4	4	18	18	1		6	31.66	10	7.500	
	6	7	6	1			7	1	1	7	7			1	7.250	6		
	7	21	10	11			21	2	2	21	21	1		10	24.90	5	7.200	
	8	22	13	9			20	2	2	22	22	1		9	36.66	6	6.500	
	9	16	11	5			16	8		16	16			5	28.00	6	6.000	
	10	29	14	15			29	8	7	29	29	1		15	23.93	6	6.000	
	11	15	9	6			15	3	3	15	15			4	23.93	6	6.666	
	12	40	26	11	2	1	40	4	3	37	37	2		13	30.00	5	7.600	
	13	44	23	19			44	6	2	42	42	1		18	37.38	17	6.508	
	15	44	24	20		2	39	1	1	44	44	3		20	31.66	11	6.000	
	16	31	26	5			31	1	1	44	44			5	35.50	11	6.727	
	17	41	29	12			40	1	1	31	31			5	47.40	22	11.031	
	18	8	3	5			8	1	1	41	41			11	45.09	18	10.722	
	20	36	24	12			36	3	1	36	36	2		4	55.00	1		
	21	53	25	28			53	9	3	53	53	1		12	38.41	14	7.464	
	22	38	22	16			38	1	1	38	38	3		27	31.48	14	7.642	
	23	29	18	11			29	1	1	38	38			15	29.86	10	7.100	
	24	39	23	16			39	8	5	29	29	1		11	36.45	12	7.750	
	25	30	23	7			30	4	1	39	39	2		16	36.00	10	7.950	
	26	42	24	18			42	3	1	30	30	1		6	32.00	15	7.533	
	27	13	7	6			13	1	1	42	42	2		17	43.00	12	6.541	
	28	45	29	16			45	6	3	13	13			3	27.00	4	10.750	
29	27	24	3	1		27	1	1	44	44	2		16	27.75	17	7.117		
30	49	28	21			47	3	2	27	26			3	34.00	18	8.722		
31	32	19	12			31	1	1	49	47			20	32.35	13	6.846		
32	39	22	16			39	3	3	31	31			12	29.75	4	51.25		
33	20	2	17		1	20	3	1	38	38	2		15	32.86	13	7.230		
34	20					20	3		19	19	1		16	24.50				
675	3	12	8	4			12	1	1	12	12			4	29.00	6	7.033	
	4	1														5	8.000	
	5	7	6	1			7	2	2	7	7			2	15.053	15	15.053	
	6	19	17	2			18	1	2	19	19			2	14.642	7	14.642	
	7	14	13	1			14	9		14	14			1	13.000	4	13.000	
	9	9	5	4			9	6		9	9			4	45.25	4	10.166	
	10	6	6				6			6	6			4		6	10.166	
	11	10	10				10			10	10			1		10	7.400	
	12	4	3	1			4			4	4					2		
	14	2					2											
16	1					1												
17	45	44	1			43	38		45	44	3				1			

<sup>1</sup>For renter - occupied dwelling units and vacant nonseasonal not dilapidated units, for rent.  
<sup>2</sup>For owner - occupied dwelling units and vacant nonseasonal not dilapidated units, for sale only.

Table 3.—CHARACTERISTICS OF HOUSING FOR CENSUS TRACTS, BY BLOCKS: 1950—Con.

Census tract	Block	All dwelling units by occupancy and tenure					All dwelling units by condition and plumbing facilities			Occupied dwelling units			Contract monthly rent <sup>1</sup>		Value <sup>2</sup> of one-dwelling-unit structures		
		Total	Owner occupied	Renter occupied	Vacant non-seasonal not dilap., for rent or sale	Other vacant and non-resident	Number reporting	No private bath or dilap.	No running water or dilap.	Total	Persons per room		Occupied by non-white	Number reporting	Average monthly rent (dollars)	Number reporting	Average value (dollars)
											Number reporting	1.51 or more					
675	20	2							3	3					3	15,333	
	21	3	3						20	20					20	15,825	
	22	20	20						4	4					4	16,250	
	23	4	4						13	13					12	11,341	
	24	14	14						27	27			1		26	13,500	
	25	27	26	1					4	4					4	14,125	
	26	4	4						17	13			1		16	12,875	
	27	4			4				3	3					4	12,250	
	30	17	12	1	4												
	31	4	3		1												
	676	1	19	5	14					19	19			14	69.00		
2		44	17	27					44	44	1		26	75.07			
3		3		3					3	3			3	59.00			
4		6		4					6	6			4	61.50			
5		2		2					28	28			1		24	17,595	
6		28	27	1		2			11	9			7	74.85	9	15,300	
7		11	9	1					33	33	1				20	10,685	
8		33	26	7					21	20					21	10,414	
9		21	20	1		1			33	33	2		23	73.56			
10		33	20	23					33	33	2		42	76.54			
11		70	28	42					70	70	2						
12		41	24	17					41	41	1		15	71.73	1		
13	23	8	15					23	23			15	77.13				
677	1	10	5	5					10	10			5	66.00			
	2	54	20	33		1	1		54	52	1		33	69.57			
	3	42	10	30					41	40			30	70.96			
	4	83	54	24		5			83	78			23	49.21	39	9,433	
	5	31	16	15					31	31	1	2	15	61.06	9	12,388	
	6	18	14	3		1			18	17			3	57.00	12	15,333	
	7	17	14	3					17	17			1		11	9,754	
	8	17	16	1					17	17			1		11	10,000	
	9	33	24	8		1			33	32	1		8	37.37	22	10,000	
	10	24	18	6					24	24	1	2	6	44.33	14	8,392	
	11	24	18	6					24	24			10	32.70	24	7,162	
	12	40	29	11					40	40							
	13	34	16	17		1			34	33	1		17	29.94	12	9,333	
	14	28	20	8					28	28			7	39.00	14	6,442	
	15	13	4	8		1			13	12			8	41.62	3	4,166	
678	1	13	10	1	1	1			13	11					11	8,527	
	2	5	5						5	5					4	9,750	
	3	9	6	1	1	1			7	6					7	12,071	
	4	13	13						13	13					13	12,000	
	5	1							1	1							
	6	19	17	2					19	17					16	15,250	
	7	9	8	1		1			9	8					7	8,885	
	8	24	17	7					24	24	2				7	12,471	
	9	3							3	3							
	10	9	9						9	9					9	11,966	
	11	2							2	2							
	12	11	11						11	11					10	12,000	
	13	28	19	9					28	19					19	13,315	
	14	8	8						8	8					7	14,357	
	15	15	15						15	15					15	12,600	
	16	2							2	2							
	17	15	9	5					15	14			5	48.20	6	9,833	
	18	8	3	5		1			8	8	1		5	55.20	3	4,333	
	19	9							9	9							
	20	10	10						10	9					7	12,428	
	21	3							3	3					3	41.66	
	22	27	27						27	30					3	41.66	
	23	17	20			1			17	22					1		
	24	31	15	16					31	17					1		
	25	1							1	16					3	50.66	
	26	1							1	31					3		
	27	1							1	31					3		
28	2							2	31					3			
29	19	8	11					19	19			11	39.90	1	7,383		
30	23	12	11					23	23			11	33.90	6	7,383		
31	5	5						5	5					5	12,300		
32	7	7						7	17					7	45.14		
33	18	14	4					18	8					5	10,000		
34	20	20						20	20					5	9,200		
35	46	16	30					46	20			4	38.75	11	9,445		
36	13	33	4					13	46			31	50.29	6	11,500		
37	27	13	14					27	27			10	50.60	9	10,722		
38	16	16						16	25			10	31.90	6	12,000		
39	13	11	2					13	15			9	44.77	3	11,000		
40	10	10						10	15			9	44.77	3	11,000		
41	2							2	8			2		4	8,750		
42	9	9						9	8			2		4	9,812		
43	18	9						18	17			8	52.12	8	9,812		
44	2							2									
45	20	12	6					20	18			5	31.80	7	7,000		
46	15							15	15					8	8,250		
47	11	11						11	15			2		5	8,800		
48	17	9	4					17	16			8	32.12	5	7,000		
49	37	24	13		1			37	37			10	35.80	15	10,700		
50	15	3	12					15	15			3	36.66	9	10,388		

<sup>1</sup>For renter - occupied dwelling units and vacant nonseasonal not dilapidated units, for rent.  
<sup>2</sup>For owner - occupied dwelling units and vacant nonseasonal not dilapidated units, for sale only.

HOUSING—BLOCK STATISTICS

Table 3.—CHARACTERISTICS OF HOUSING FOR CENSUS TRACTS, BY BLOCKS: 1950—Con.

Census tract	Block	All dwelling units by occupancy and tenure					All dwelling units by condition and plumbing facilities			Occupied dwelling units			Contract monthly rent <sup>1</sup>		Value <sup>2</sup> of one-dwelling-unit structures		
		Total	Owner occupied	Renter occupied	Vacant non-seasonal not dilap., for rent or sale	Other vacant and non-resident	Number reporting	No private bath or dilap.	No running water or dilap.	Total	Persons per room		Occupied by non-white	Number reporting	Average monthly rent (dollars)	Number reporting	Average value (dollars)
											Number reporting	1.51 or more					
678	73	17	9	8		17	2	1	17	17			8	3 61.2	8	7 56.2	
	74	19	17	2		18			19	19			2	9 33.3	15	9 33.3	
	75	19	15	4		18			19	19			4	5 67.5	12	9 41.6	
	76	55	32	21	1	1	55	13	13	53	53	1	21	3 60.4	21	7 51.4	
679	5	19	17	2		19			19	19			2		15	10 53.3	
	6	37	28	9		36			37	35			9	4 74.4	23	11 00.0	
	7	48	38	10		47	2		48	48	1		9	4 70.0	32	11 68.7	
	8	29	23	3	3	28			26	26			3	6 16.6	23	9 93.0	
	9	28	27			28		1	27	27					25	11 40.0	
	10	21	17	4		21			21	21			4	4 67.5	11	10 09.0	
	11	40	35	5		40	1		40	40	1		4	6 75.0	32	9 68.7	
	12	28	13	15		28			28	28			15	4 62.0	10	12 10.0	
	15	1															
	16	47	28	19		47	3	3	47	47			19	4 22.6	19	9 44.7	
	17	53	28	24		1	53	4	1	52	52	4	23	3 91.3	14	6 96.4	
	18	37	21	16			37	11	9	37	37		16	3 45.6	19	9 57.8	
	19	78	34	44			78			78	78		44	4 52.5	24	9 54.1	
	20	27	7	20			27	1		27	27	1	19	3 73.6	1		
	21	16	12	3		1	16			15	15		2		11	11 45.4	
	22	27	15	10		2	25	1		25	24		10	4 67.0	8	9 75.0	
	23	39	22	17			32	1		39	37	4	14	5 58.5	17	11 70.5	
	24	19	12	7			19	6		19	19		7	3 38.5	7	8 42.8	
	25	10	6	4			10			10	10		4	4 50.0	5	8 50.0	
	27	15	10	5			15	3		15	15	2	5	4 10.0	7	9 35.7	
28	30	26	4			30	1		30	30		4	4 00.0	25	10 14.0		
29	56	32	24			56	7		56	56	1	21	3 75.2	15	8 83.3		
30	48	26	22			48	8	6	48	48		21	3 23.3	18	9 47.2		
31	54	26	28			54	10		54	53	4	28	2 77.5	18	8 75.0		
32	42	24	18			42	4	2	42	42		18	3 53.3	18	9 33.3		
680	1	1															
	2	5		5				1	5	4			4	3 62.5			
	3	15	3	11		1	15	1	14	14	1	1	8	2 20.0			
	4	3		3			3	2	3	3			2				
	5	18	5	12		1	18	5	17	17			12	3 48.3			
	6	15	4	10	1		14	7	6	14	14	7	11	2 58.1			
681	1	19	17	2		19			19	19	1	19	2		16	6 71.8	
	2	22	20	2		21			22	21	1	22	2		17	7 55.2	
	3	6	6			5			6	6		1	6		5	8 70.0	
	4	30	25	5		28	1	1	30	29		30	5	3 62.0	21	10 40.0	
	5	27	26	1		27			27	27	2	27	1		24	10 52.0	
	6	24	23	1		24			24	24	2	24	1		23	10 95.6	
	7	20	12	8		16	1		20	18		20	6		9	13 11.1	
	8	18	14	4		18		1	18	18	1	18	3	5 00.0	11	11 54.5	
	9	11	10	1		11			11	10		11	1		6	12 91.6	
	10	34	31	2	1	33			33	33	1	33	2		30	7 60.3	
	11	39	35	4		39			39	39		39	4	4 50.0	15	10 74.0	
	12	48	33	14	1	44	1	1	47	47	3	47	13	4 55.3	25	6 54.8	
	13	36	25	10	1	35			35	34	2	35	11	4 61.8	22	7 94.0	
	14	34	27	7		34			34	34	1	34	6	4 66.6	25	6 70.0	
	15	39	30	9		35			39	37	1	39	9	6 12.2	20	8 26.0	
	16	14	11	3		14			14	13	1	14	3	4 46.6	10	13 10.0	
	17	25	22	3		24			25	23		25	1		16	12 62.5	
	18	12	9	3		10			12	11	1	12	3	5 20.0	6	15 50.0	
	19	14	12	2		14			14	14		14	2		8	13 75.0	
	20	11	7	3		11	1	1	10	9	3	10	3	2 40.0	6	6 83.3	
21	17	12	5		17			17	17	1	17	3	4 23.3	9	10 10.0		
22	31	23	8		31			31	31		31	7	5 05.7	12	15 20.8		
23	21	15	6		21			21	21	1	21	6	7 21.6	8	12 87.5		
24	5	5			5			5	5		5	5		5	13 00.0		
25	11	11			11			11	11		10	5		7	10 92.8		
26	26	17	9		26			26	26		26	9	5 58.8	10	12 65.0		
27	13	11	2		13			13	12		13	2		7	14 42.8		
682	1	11	9	2		10			11	10			2		7	10 14.2	
	2	33	24	9		33	1	1	33	32			9	5 35.5	14	9 78.5	
	3																
	4	18	8	10		18	2		18	18			10	5 49.0	4	11 50.0	
	5	3	3			3			3	3					3	10 33.3	
	6	1															
	8	4	4			4			4	4					4	13 50.0	
	9	20	16	4		20	2		20	20			3	4 73.3	12	12 08.3	
	10	18	11	6	1	18	1	1	17	17			7	6 00.0	9	11 00.0	
	11	30	13	17		30			30	30			17	5 10.5	8	10 56.2	
	12	29	11	18		29			29	29	1		18	4 88.3	11	9 77.2	
	13	13	12	1		13			13	13			1		11	10 62.7	
	14	26	24	2		26			26	26			2		23	12 45.6	
15	30	27	3		30			30	30			3	5 06.6	21	12 28.5		
16	32	14	18		32	2		32	32	1		18	5 13.8	9	11 55.5		
17	15	7	6	2	15			15	13			7	6 48.5	7	13 28.5		

<sup>1</sup>For renter - occupied dwelling units and vacant nonseasonal not dilapidated units, for rent.  
<sup>2</sup>For owner - occupied dwelling units and vacant nonseasonal not dilapidated units, for sale only.



Table 3.—CHARACTERISTICS OF HOUSING FOR CENSUS TRACTS, BY BLOCKS: 1950—Con.

Census tract	Block	All dwelling units by occupancy and tenure					All dwelling units by condition and plumbing facilities			Occupied dwelling units			Contract monthly rent <sup>1</sup>		Value <sup>2</sup> of one-dwelling-unit structures		
		Total	Owner occupied	Renter occupied	Vacant non-seasonal not dilap., for rent or sale	Other vacant and non-resident	Number reporting	No private bath or dilap.	No running water or dilap.	Total	Persons per room		Occupied by non-white	Number reporting	Average monthly rent (dollars)	Number reporting	Average value (dollars)
											Number reporting	1.51 or more					
682	20	35	19	16		34			35	34	1		14	57.07			
	21	5	5			5			5	5					4	10,000	
	22	64	4	60		64	2	2	64	64	6		60	31.21	4	9,625	
	23	15	15			15			15	15					15	12,533	
	24	25	25			25			25	25					25	12,200	
	26	12	11	1	1	12			12	12			1		11	12,545	
683	1	9	7	2		9	4	4	9	9	1						
	2	26	14	18		32	4	2	32	31	2		9	17	4	5,000	
	3	12	12	14		26	4	2	26	26	5		14	14	6	8,625	
	4	25	13	12		25	3	1	25	25	2		12	12	6	9,166	
	5	31	17	14		31	1	1	31	31	4		13	13	9	8,977	
	6	27	14	13		27	1	1	27	27	5		12	12	9	10,000	
	7	24	15	9		24	2	1	24	24	3		9	9	8	7,875	
	8	1	1			1			1	1					10	8,600	
	9	9	8	1		9	1		9	9	2		1	1	7	11,142	
	10	9	8	1		9	1		9	9	2		4	4	9	13,000	
	11	15	11	4		15	1		15	15							
	12	3	3			3			3	3			3	3	3	15,000	
	13	8	5	3		8	3	3	8	8			3	3	1	15,166	
	14	6	6			6			6	6					5	13,200	
	15	5	5			5			5	5							
	16	92	1	91		89			92	90	9	92	90	30.93			
684	4	1															
	5	1															
	6	1															
	7	2															
	8	2															
	11	1															
685	1	21	2	19		20	16	3	21	21	4		21	18			
	2	37	33	4		36	1		37	36			4	4	1	10,312	
	3	23	23			23			23	23					3	11,326	
	4	49	40	9		49			49	49	5		9	9	3	11,803	
	5	65	47	18		64			65	64	1		1	1	4	11,625	
	6	98	98			98			98	96	8		98	98			
	7	99	99			99			99	99	1		99	99			
	8	191	1	189	1	189	1	1	190	189	15	187	187	1	9	5,848	
	9	70	2	69		69			70	69	1	1	1	1	9	6,122	
	10	58	3	55		57			58	58	5	58	58	3	9	6,023	
	11	17	14	3		17	2	2	17	17			17	3		4,733	
	12	26	15	11		26	5	4	26	25	3	26	11	11	11	9,845	
	13	32	14	18		31	3		32	32	1	32	18	18	6	9,612	
	14	26	13	13		25	3	1	26	26	1	26	12	12	6	10,166	
	15	27	11	16		26	10	2	27	27	5	27	15	15	9	24,750	
	16	32	17	15		31	4	5	32	30	3	32	13	13	6	10,062	
	17	34	13	21		33	2		34	30	1	34	8	8	2	9,666	
	18	101	10	91		101	15	13	101	101	6	101	23	23	2	5,799	
	19	51	1	50		43			51	49	3	51	100	100	1	5,579	
	20	130	3	127		128			130	130	5	130	127	127	8	5,880	
21	20	11	9		19	8	7	20	19	1	20	8	8	7	7,857		
22	24	10	14		24	4	1	24	24	2	24	14	14	3	9,666		
23	32	11	21		30	6	1	32	32	4	31	21	21	2	10,200		
24	22	6	16		20	8	2	22	22	3	22	16	16	2			
686	1	1				16			16	16			6	38.00			
	2	16	10	6		31	2	2	31	31	1	1	14	31.28	4	6,750	
	3	32	17	14		31			32	31			14	14	9	6,388	
	4	4	4			4			4	4					4	8,250	
	5	18	13	5		18			18	18			5	5	7	6,428	
	6	17	1	16		16			17	16			16	16			
	7	17	1	16		13			17	13			17	13			
	8	13		13		13			13	13			12	12			
	9	94	3	91		92			94	92	2	92	91	91			
687	2	19	18	1		18			19	19							
	3	24	20	4		24			23	23			1	3	18	12,222	
	4	37	29	8		37			37	37			3	3	19	12,684	
	5	13	10	3		13			13	13					23	11,986	
	6	17	13	4		17			14	14			1	1	9	12,222	
	7	5	5			5	3	3	5	5	1		1	1	12	6,191	
	8	34	17	17		34	2	2	34	34			166	166	5	8,540	
	9	49	26	23		49	6	4	49	49			233	233	11	8,500	
	10	64	37	27		64	2	2	63	63			286	286	17	8,841	
	11	72	41	31		71	3	3	72	72			289	289	28	9,546	
	12	23	14	9		23	4	3	23	23	1		9	9	9	8,388	
	13	24	23	1		24			24	24			1	1	23	13,500	
	14	32	28	4		32			32	32			4	4	26	13,276	
	15	36	29	7		36	1	1	36	36			7	7	28	13,492	
16	30	26	4		30			29	29			4	4	23	12,221		
17	30	30			30			30	30					25	11,900		
18	27	27			27			27	27					26	12,846		

<sup>1</sup>For renter - occupied dwelling units and vacant nonseasonal not dilapidated units, for rent.  
<sup>2</sup>For owner - occupied dwelling units and vacant nonseasonal not dilapidated units, for sale only.

HOUSING—BLOCK STATISTICS

Table 3.—CHARACTERISTICS OF HOUSING FOR CENSUS TRACTS, BY BLOCKS: 1950—Con.

Census tract	Block	All dwelling units by occupancy and tenure					All dwelling units by condition and plumbing facilities			Occupied dwelling units			Contract monthly rent <sup>1</sup>		Value <sup>2</sup> of one-dwelling-unit structures			
		Total	Owner occupied	Renter occupied	Vacant non-seasonal not dilap., for rent or sale	Other vacant and non-resident	Number reporting	No private bath or dilap.	No running water or dilap.	Total	Persons per room		Number reporting	Average monthly rent (dollars)	Number reporting	Average value (dollars)		
											Number reporting	1.51 or more					Occupied by non-white	
687	19	34	30	4					34									
	20	31	28	3				1	31									
	21	32	32					1	32									
	22	26	24	2					26									
	23	23	20	3					23									
	24	19	18	1					19									
	25	46	36	9		1			45									
	26	35	21	14					35									
	27	38	32	6					38									
	28	31	29	2					31									
	29	31	25	4	1	1			31									
	30	35	32	3					35									
	32	16	16						16									
	33	29	15	14					29									
	34	73	42	31				5	71		1							
	35	57	45	12					56		1							
	36	37	30	7					35		3							
	37	44	25	18		1			40		21							
	38	18	13	5					18		7							
	39	17	14	3					16		1							
	40	36	26	7	1	2			35		4							
	41	29	24	5					29									
	42	39	15	24					39									
	43	19	15	3		1			19									
	44	30	20	9		1			30									
	45	18	17	1					18									
	46	45	22	23					45									
	47	46	22	24					46									
	48	14	9	5					14		1							
	688	1	17	11	5		1		17									
		2	28	21	7				28									
		3	21	13	8				21									
		4	15	14	1				15									
		5	13	7	6				13									
		6	20	18	2				20									
		7	21	18	3				21									
		8	20	18	2				20			1						
		9	16	11	5				16			1						
		10	9	7	2				9									
		11	24	14	10				24									
		12	29	10	18				29			2						
		13	32	15	17		1		32			3						
		14	13	8	5				13			1						
		15	22	15	7				22									
		16	45	35	10				45									
		17	31	22	9				31			2						
		18	33	17	16				33			1						
		19	38	18	19				38									
20		19	17	2				19										
21		31	30	1				31										
22		39	36	3				39										
23		28	22	5				28										
24		26	19	7		1		26										
25		34	25	9				34										
26		27	27					27										
27		39	37	2				39										
29		18	18					18										
30		4	4					4										
31		4	2			2		4										
32		27	27					27										
33		16	16					16										
34		24	24					24										
35		35	24		1			35										
36		13	12					13										
37		23	19	3		1		23										
38		25	23	1		1		25										
39		25	18	7				24										
40		33	27	6				33										
41		19	17	2				19										
42		28	26			1		28										
43		29	14	6		1		29										
44		21	23					21										
45		13	17			3		13										
46		93	53	7		2		93		20	16							
47		105	37	55				102		4	2							
48		117	41	64				115		4								
49		60	27	33		1		60		4								
50		51	19	31				51		2	1							
51						1												
52		66	20	44				66		9	6							
53		28	28			2		28		6	6							
54		54	26	31				53										
55		46	28	18				44										
56		47	15	32				47										
57		42	10	32				40		2	2							

<sup>1</sup>For renter - occupied dwelling units and vacant nonseasonal not dilapidated units, for rent.  
<sup>2</sup>For owner - occupied dwelling units and vacant nonseasonal not dilapidated units, for sale only.

Table 3.—CHARACTERISTICS OF HOUSING FOR CENSUS TRACTS, BY BLOCKS: 1950—Con.

Census tract	Block	All dwelling units by occupancy and tenure					All dwelling units by condition and plumbing facilities			Occupied dwelling units			Contract monthly rent <sup>1</sup>		Value <sup>2</sup> of one-dwelling-unit structures		
		Total	Owner occupied	Renter occupied	Vacant non-seasonal not dilap., for rent or sale	Other vacant and non-resident	Number reporting	No private bath or dilap.	No running water or dilap.	Total	Persons per room		Occupied by non-white	Number reporting	Average monthly rent (dollars)	Number reporting	Average value (dollars)
											Number reporting	1.51 or more					
688	58	46	20	26		46	1	1	46	46	1		25	52.56	18	14,983	
	59	8	8			7			8	8					7	14,642	
	60	21	20	1		21	3	1	21	21					16	13,281	
	65	17	17			17			17	17					17	13,882	
	66	65	16	45	4	65			61	61			45	66.51	13	12,423	
	67	16	12	4		16			16	16			4	57.75	10	14,100	
	68	28	12	16		28	2		28	28			16	56.00	4	12,750	
	69	39	18	19	2	39			37	37			17	60.23	13	14,538	
	70	72	22	49		72	1	1	71	71			49	54.30	12	13,083	
	71	70	32	37	1	70			69	69			37	53.18	21	12,071	
	72	56	30	26		56	9	3	56	56	1		24	40.41	18	9,472	
	73	39	18	20		39	3	1	38	38	1		19	42.05	8	7,112	
	74	33	17	16		33	2		33	33	1		16	45.37	2		
	75	45	25	20		44	1		45	45			16	39.93	7	11,357	
	76	54	30	23	1	54	5		53	53	1		23	41.86	15	9,166	
	77	44	15	29		44	4		44	44	1		28	38.10	2		
	78	38	18	20		38	3	1	38	38			18	45.61	8	8,800	
	79	68	26	41		68	2		67	66	2		39	41.15	9	7,722	
	80	140	13	125	2	140			138	138			126	52.30	3	14,166	
	81	119	10	109		119	2	2	119	119	3		108	53.12			
	82	6		6		6			6	6			6	51.66			
	83	13	13	12	1	13			13	13	8		12	54.81			
	86	3	2	1		3	2		3	3			2	41.55	10	9,830	
	87	3	2	1		3	5		3	3			2	39.57	2		
	88	6	6	6		6	5	2	6	6	4		6	46.01	3	7,666	
	89	2	2	2		2	10		2	2	1		1	40.87			
	689	1	59	2	57	1	58			58	58	1		52	45.30		
		2	62	3	59		60			62	60			37	49.35	5	15,000
		3	104	19	83	1	95	2	2	102	100			80	55.76		
		4	179	17	162		179	50	1	178	178	2		158	49.05	4	11,250
		6	102	25	76		100	2		101	99	5		72	53.90	4	11,625
		7	119	24	94	1	119	3		118	118	3		91	45.68	11	10,500
		8	30	12	18		29			30	30			16	41.43	4	16,500
		9	16	10	6		15			16	16			6	48.66	7	11,071
		10	15	6	9		15			15	14			9	41.88	3	10,666
		11	25	10	14	1	24	1		24	24	1		12	38.50	2	
		12	35	15	20		34	5	1	35	34			19	34.73	6	13,166
		13	52	13	38	1	50	3	1	51	49	1		36	38.94		
		14	38	16	22		37	3		38	38			21	38.95	2	
		15	27	12	14	1	27	1		26	25			13	50.84	9	6,766
16		20	13	7		20	1	1	19	19			12	47.50	3	8,000	
17		60	2	55	3	60	3		60	60	3		34	44.64	8	9,500	
18		113	48	62		111	10	5	110	107			60	40.40	19	9,736	
19		106	53	52		104	9	2	105	105	1		50	52.10	19	12,868	
20		122	54	68		122	8	2	122	120			65	50.83	11	10,772	
21		103	56	46		103	6	1	102	102	1		45	53.91	20	12,325	
22		75	44	31		74	4		75	75			31	49.38	17	11,147	
23		83	11	71	1	83	10	1	82	82	4		69	51.40	1		
24		24	10	14		20			24	20			11	45.63			
25		10	7	3		10	1	1	10	10			7	54.57	1		
26		5	3	2		5			5	5			5	47.00			
27		4	1	3		4			4	4			3	41.00	3	25,000	
28		4	1	3		4			4	4			2	47.08	10	9,320	
29		4	1	3	1	4	11	4	38	38	4		23	47.08	10	9,320	
30		40	16	22	1	40			40	40			15	32.06	4	6,375	
31		20	5	15		20	6	2	20	20	3			32.06	4	6,375	
690	1	21	14	7		21			21	21			6	40.33	11	9,136	
	2	25	15	10		25	1		23	23			4	37.12	12	9,891	
	3	23	18	5		23			22	22			2	36.25	15	8,086	
	4	22	26	4		28			28	28	1		2	39.40	21	8,119	
	5	29	24	5		29	2	2	29	29			4	36.25	20	9,225	
	6	19	14	4		19	1	1	18	18			2	39.40	11	9,181	
	8	13	11	2		13	1	1	13	13			1	36.25	11	9,818	
	9	6	5	1		6			6	6			1	41.00	5	10,000	
	10	21	14	7	1	21			20	20			4	51.50	14	10,371	
	11	26	21	5		26	1	1	26	26			5	38.80	19	10,184	
	12	28	28			28	1	1	28	28			4	42.00	28	10,560	
	13	32	28	4		32	1	1	32	32			5	49.60	24	9,895	
	14	32	27	5		32			32	32			2	42.00	22	8,795	
	15	41	40	1		40			41	41	1		1	49.80	39	10,833	
	16	46	30	15	1	46	1	2	45	44			15	38.80	22	9,363	
	17	33	26	6		33			32	32			3	43.33	20	10,925	
	18	35	31	4		35	3		33	33	1		3	39.40	28	10,964	
	19	33	28	5		33	3	3	29	29			7	42.14	26	9,411	
	20	29	22	7		29	1	1	29	29			10	46.40	17	9,705	
	21	40	29	11		40			40	40				46.40	20	9,325	
	22	28	23	5		28	2	2	28	28			4	50.75	20	10,075	
	23	15	13	2		15			15	15			2	42.00	13	12,307	
	24	12	11	1		12			12	12			1	42.00	11	11,745	
	25	15	12	2	1	15			14	14	1		2	42.00	9	9,888	
	26	12	4	7	1	11	6	1	11	11	1		3	46.00	18	9,100	
27	24	21	3		24			24	24			6	38.66	20	9,900		
28	32	25	6		32	2		31	31			4	47.75	16	8,812		
29	25	21	4		25			25	25				47.75				

<sup>1</sup>For renter - occupied dwelling units and vacant nonseasonal not dilapidated units, for rent.  
<sup>2</sup>For owner - occupied dwelling units and vacant nonseasonal not dilapidated units, for sale only.

HOUSING—BLOCK STATISTICS

Table 3.—CHARACTERISTICS OF HOUSING FOR CENSUS TRACTS, BY BLOCKS: 1950—Con.

Census tract	Block	All dwelling units by occupancy and tenure					All dwelling units by condition and plumbing facilities			Occupied dwelling units			Contract monthly rent <sup>1</sup>		Value <sup>2</sup> of one-dwelling-unit structures		
		Total	Owner occupied	Renter occupied	Vacant non-seasonal not dilap., for rent or sale	Other vacant and non-resident	Number reporting	No private bath or dilap.	No running water or dilap.	Total	Persons per room		Occupied by non-white	Number reporting	Average monthly rent (dollars)	Number reporting	Average value (dollars)
											Number reporting	1.51 or more					
690	30	36	26	9		34			35	34			9	4 988	19	9 631	
	31	29	23	6	1	29			29	29	1		6	5 100	18	11 027	
	32	31	25	6		31			31	31	1		6	4 883	22	10 777	
691	1	77	47	30		75	13		77	77			28	3 532	33	6 518	
	2	41	28	15		41	2		41	41			15	4 240	9	9 888	
	3	38	11	11		38	2		38	38			10	4 190	19	9 052	
692	4	39	23	15	1	39			38	38			15	4 893	18	9 416	
	5	17	1	1		17			17	17			16	7 925	16	7 925	
	6	29	17	7		29			29	29	1		18	8 488	18	8 488	
693	7	124	94	27		120	3		123	123	2		6	4 666	18	7 946	
	8	38	34	5	1	36			38	38			5	5 460	30	9 020	
	9	94	60	26	1	94			93	93			5	4 060	48	8 593	
694	10	58	44	13	1	58			57	57			11	3 581	34	8 602	
	11	76	58	16	1	76			74	73			16	3 900	35	9 042	
	12	73	48	25	1	73	1		72	67	1		18	4 233	33	9 030	
695	13	63	48	15		63	5		63	62		1	21	3 504	35	8 871	
	14	55	44	11	1	54	1		54	54			13	3 815	40	8 462	
	15	77	75	2		75	4	1	75	70	3		13	3 711	36	8 444	
696	16	83	55	28	1	83	7		82	82			19	3 342	47	8 163	
	17	19	11	8	1	19	2		19	19			8	4 073	42	8 238	
	18	29	18	11	1	29	2		28	28			8	4 237	7	9 714	
697	19	12	10	2	1	12	2		12	12			17	3 176	7	9 071	
	20	21	10	11	1	21			20	20			8	4 025	3	10 666	
	21	18	12	6		18			18	18			3	3 666	8	8 250	
698	22	40	27	13		40			40	40			12	3 983	16	8 187	
	23	44	25	19		44	2		44	44	1		15	3 705	15	8 866	
	24	55	28	27		55	7		55	55			25	4 028	20	7 600	
699	25	34	29	5	1	33	2		34	34			5	4 640	24	8 500	
	26	65	44	21	1	65	1		63	63			20	5 095	30	8 300	
	27	49	38	11		47	3		49	49			10	5 230	27	9 444	
700	28	15	11	4		15	3		15	15			2	5 095	12	8 583	
	29	36	25	11	1	36	7		36	36			11	5 318	22	7 840	
	30	43	32	11	1	43	3		42	42			8	3 787	26	7 615	
701	31	35	21	14		34	1		35	34			13	3 269	14	6 857	
	32	44	29	15	1	43	1		43	43			11	3 981	18	6 972	
	33	47	29	18		45	2		47	45			14	4 900	16	11 093	
702	34	27	17	10		27	2		27	27			10	5 990	11	9 954	
	35	33	23	10	1	33	4		34	34	1		22	3 022	24	8 937	
	36	30	23	7	2	30	4		30	34			19	3 663	17	6 735	
703	37	46	33	13		46	4		46	46			18	2 775	17	7 747	
	38	51	38	13		51	3		51	51			22	2 945	16	9 375	
	39	46	32	14	1	46	3		46	46			16	4 481	20	9 855	
704	40	53	32	21		53	5		53	53			21	4 614	16	9 437	
	41	58	35	23	1	58	1		57	57			22	3 554	23	8 173	
	42	40	20	20		39	2		39	39			18	3 955	12	7 791	
705	43	54	31	23		54	2		51	51			18	3 955	12	7 791	
	44	30	17	13		28	2		30	30			17	4 147	15	8 166	
	45	36	22	14		35	1	1	36	36			11	3 227	11	7 090	
706	46	45	27	18		45	2		45	45			11	3 227	11	7 090	
	47	45	27	18		45	2		44	44			12	3 266	15	7 733	
	48	50	27	23	1	50	1		50	50			17	2 935	14	8 574	
707	49	52	25	27		52	2		51	51			17	4 486	9	11 444	
	50	51	23	28	1	50	2		50	50	1		25	4 036	14	8 285	
	51	27	9	16		25	1		25	25	3		28	3 842	15	9 733	
708	52	25	9	16		25	1		25	25			16	3 662	3	8 666	
	53	47	26	21		46	4	3	46	46			20	3 425	15	7 733	
	54	35	19	16		34	2	1	35	35	1		16	3 818	14	6 535	
709	55	43	16	26	1	43			42	41		1	25	5 332	4	15 750	
	56	40	15	24	1	38	3	1	39	37			22	3 759	6	10 333	
	57	45	24	21		45	4		45	45	1		19	4 094	16	8 531	
710	58	46	21	24	1	46	4		45	45	1		24	4 237	7	10 357	
	59	38	22	16		38	3		38	38			15	4 580	14	8 107	
	60	64	32	31	1	63	2		63	61	2		25	4 072	12	9 500	
711	61	49	23	26		48	2		49	47			23	3 630	8	9 187	
	62	44	32	12	1	44	4		41	40			10	3 990	24	9 000	
	63	47	35	12		46	6	4	61	60			26	3 442	15	8 300	
712	64	47	27	20		46	4	4	47	47			19	3 763	7	8 857	
	65	46	35	11		45	4		46	45	3		10	3 930	23	8 282	
	66	28	18	11		29			29	29			11	4 627	9	9 722	
713	67	17	11	6		17	3		17	17			10	3 940	9	8 555	
	68	50	31	19		50	6	3	50	50	2		19	4 121	20	8 225	
	69	55	27	27		55	4	3	54	54			27	3 700	7	8 285	
714	70	74	34	39	1	74	10	1	73	73			37	4 794	13	8 461	
	71	48	27	21		47			48	48	1		20	3 815	16	8 456	
	72	36	20	16		35			36	36			15	4 093	9	9 166	
715	73	45	20	25		45	2		45	45	2		23	4 230	7	7 500	
	74	42	28	14	1	40			41	41			13	3 838	15	7 486	
	75	46	28	18		42	2		46	46			17	4 258	19	12 431	
716	76	19	11	8		18			19	19			8	4 200	8	7 125	
	77	27	15	12		27	1		27	27	1		11	3 390	9	9 222	
	78	40	30	10		40			40	40			8	3 962	24	10 104	
717	79	44	33	11		44	1		43	43			5	3 880	23	9 086	
	80	39	24	15	1	39	2		39	39			15	3 293	16	9 062	
	81	53	30	23		52	10	9	53	53			23	3 104	16	9 362	

<sup>1</sup>For renter - occupied dwelling units and vacant nonseasonal not dilapidated units, for rent.  
<sup>2</sup>For owner - occupied dwelling units and vacant nonseasonal not dilapidated units, for sale only.

Table 3.—CHARACTERISTICS OF HOUSING FOR CENSUS TRACTS, BY BLOCKS: 1950—Con.

Census tract	Block	All dwelling units by occupancy and tenure					All dwelling units by condition and plumbing facilities			Occupied dwelling units			Contract monthly rent <sup>1</sup>		Value <sup>2</sup> of one-dwelling-unit structures	
		Total	Owner occupied	Renter occupied	Vacant non-seasonal not dilap., for rent or sale	Other vacant and non-resident	Number reporting	No private bath or dilap.	No running water or dilap.	Total	Persons per room		Number reporting	Average monthly rent (dollars)	Number reporting	Average value (dollars)
											Number reporting	1.51 or more				
692	28	23	15	8		23		3	23	23		6	3 31.6	11	8,636	
	29	30	14	15	1	29	4	2	29	29		13	39.30	6	7,750	
	30	73	36	35		73	9	2	71	71		34	43.26	19	9,236	
	31	50	25	23		49	15	10	48	48	2	21	33.71	17	9,735	
693	1	24	19	5		23	1	1	24	24		3	36.66	15	9,266	
	2	36	25	10	1	35			35	35		10	42.50	17	9,470	
	3	35	24	10	1	35	2	2	34	34		9	42.88	20	11,075	
	4	31	22	9		30	1	1	31	31		9	55.55	18	12,750	
	5	9	7	2		9			9	9		2		6	21,666	
	6	7	7			7			7	7		2		6	16,650	
	7	7	7			7			7	7		2		6	16,233	
	8	72	20	50		72	1	1	70	68		48	67.16	15	16,233	
	9	13			13				17	17		2		10	19,200	
	10	17	14	3		17			32	32		2		25	13,520	
	12	32	30	3		32			34	34		8	49.37	19	13,105	
	13	34	26	8		34			43	43		13	47.00	23	12,130	
	14	43	29	14		43	1	1	36	36		10	41.00	22	10,068	
	15	36	27	9		36	2	3	37	37		3	41.10	22	14,204	
	16	39	27	10	2	39			31	31		3	46.66	23	12,239	
	17	31	28	3		28			26	26		2		26	17,326	
	18	26	26			26			30	30		2		28	11,650	
	19	30	28	2		30			35	35		1		33	14,151	
	20	35	34	1		34			27	27		1		22	17,727	
	21	27	26	1		26			20	20				20	19,460	
	22	27	20			21		1	11	10				10	16,310	
	23	11	10			11		1	13	13				13	14,369	
	24	13	13			13			20	20		1		18	17,527	
	25	19	19			20	1	1	32	32		2		24	14,958	
	26	31	31	1		31			31	31		3		26	13,230	
	27	31	29	2		31			25	25		3	44.33	20	15,175	
	28	22	22			24			26	26		2		22	14,000	
	29	24	24			26			27	27		7	65.14	17	11,352	
	30	20	20			27										
	694	1	33	23	9		33			32	32		9	49.33	19	7,473
2		37	19	16	2	37		2	35	34		15	47.06	13	8,038	
3		30	25	5		30			30	30		8	46.66	23	7,786	
4		43	35	8		43			43	43		3	34.00	27	10,229	
5		18	15	3		18			18	18		5	40.33	13	12,115	
6		12	7	5		12			12	12		5	34.40	5	11,000	
7		12	7	5		12	1	1	12	12	2	9	41.57	13	11,153	
8		5	5			5			5	5				5	12,800	
9		5	5			5			4	4		4	48.75	39	18,000	
10		4	4			4			4	4				4	12,589	
11		46	42	4		45		1	14	14		1		13	15,500	
12		15	13	2		15			29	28		2		25	14,100	
13		29	27	2	1	29		1	25	25		2		23	11,500	
14		26	23	3		26			32	32		2		30	13,600	
15		32	30	2		32			31	31		2		27	8,837	
16		32	29	3		32			34	34		3	30.66	28	10,821	
17		34	31	3		34		1	28	28		3	35.00	23	12,595	
18		28	25	3		28			20	20				20	16,600	
19		20	20			20			16	16		1		14	18,357	
20		17	15	2		17			24	24		1		22	14,590	
21		24	23	1		24		1	20	20		2		18	13,055	
22		22	18	4		22		1	15	15				15	12,033	
23		15	15			15			6	6		1		6	12,233	
24		6	6			6			3	3		2		6	15,750	
25		3	3			3			11	11		1		10	17,900	
29		11	9	2		11			10	10		1		8	16,250	
30		10	10			10			9	9		1		15	19,966	
31		11	8	3		12			17	17		1		21	16,952	
32		11	8	3		11			20	20		1		24	11,458	
33		16	16			16			26	26						
34	20	20			20			36	36	2	4	36.75	31	12,096		
35	26	25	1		26			34	34		4	44.75	29	9,737		
36	30	27	3		30			46	46		6	46.50	32	9,775		
37	27	27			27			28	28		1		26	11,288		
38	27	27			27			9	9		9		9	14,444		
39	9	9			9			38	38		5	52.60	28	11,707		
40	38	33	5		38			32	32		3	65.00	26	12,615		
41	32	29	3		32			9	9		3	39.33	4	11,250		
42	29	28	1		29			27	27		1		25	12,800		
43	27	26	1		27			28	28		5	49.60	18	12,777		
44	29	23	6		28			16	16		5	46.60	8	12,287		
45	17	11	6		17		1	15	15		1		10	12,400		
46	15	13	2		14											
695	1	20	6	13		20		7	19	17	4	12	55.07	2	12,800	
	2	33	21	12		33			33	33		11	64.00	15	12,447	
	3	24	22	2		24			24	24		2		19	12,447	
	4	38	30	7		38		2	37	37		6	46.83	25	11,932	
	5	19	11	7		19		3	18	18		6	41.33	4	11,750	
	6	32	28	4		32		10	31	31		2	34.18	1		

<sup>1</sup>For renter-occupied dwelling units and vacant nonseasonal not dilapidated units, for rent.  
<sup>2</sup>For owner-occupied dwelling units and vacant nonseasonal not dilapidated units, for sale only.

HOUSING—BLOCK STATISTICS

Table 3.—CHARACTERISTICS OF HOUSING FOR CENSUS TRACTS, BY BLOCKS: 1950—Con.

Census tract	Block	All dwelling units by occupancy and tenure					All dwelling units by condition and plumbing facilities			Occupied dwelling units			Contract monthly rent <sup>1</sup>		Value <sup>2</sup> of one-dwelling-unit structures	
		Total	Owner occupied	Renter occupied	Vacant non-seasonal not dilap. for rent or sale	Other vacant and non-resident	Number reporting	No private bath or dilap.	No running water or dilap.	Total	Persons per room		Number reporting	Average monthly rent (dollars)	Number reporting	Average value (dollars)
											Number reporting	1.51 or more				
695	7	47	19	28					47	47	2		28	35.64	5	91.40
	8	46	27	19			11		46	46	1		19	36.31	10	80.50
	9	31	23	8					31	30	1	3	8	42.50	18	10.444
	10	40	23	16	1				39	39	1		16	53.18	22	12.136
	11	27	25	2					27	27		13	2		22	12.759
12	24	13	9	1	1			24	22		12	10	68.40	12	13.875	
696	1	1														
697	1	5	4	1				3	5	5					2	
	2	10	8	2					10	10					5	12.200
	3	17	13	3		1			16	16					10	10.800
	4	24	20	3	1				23	22				45.33	14	11.514
	5	17	14	1		2			15	15	1			45.00	13	11.884
	6	21	20	1					21	21					20	12.225
	7	28	25	3					27	28					23	11.282
	8	23	22	1					23	23				61.66	20	11.750
	9	28	28						28	28	1				27	11.481
	10	26	26						26	26					26	12.692
	11	19	18			1			18	18					18	12.638
	12	22	22						22	22					22	12.318
	13	14	14						14	14					14	11.571
	14	3	3						3	3					3	12.166
	15	8	8			1			8	8					8	11.437
	16	12	12						12	12					12	11.950
	17	27	26	1					27	26					26	11.942
	18	30	29	1					30	30	1				29	11.958
	19	27	27						27	27					27	12.981
	20	30	29	1					30	29	1				28	13.475
	21	28	28						28	28					28	
	22	31	30	1					31	31					30	11.533
	23	22	22						22	22					22	10.031
	24	7	7						7	7					7	13.000
	25	11	11						11	11					11	8.454
	26	31	31						31	31					30	10.483
	27	38	37	1					38	38	1				36	10.916
	28	8	8						8	8					8	11.437
	29	24	21	3					24	24				2	20	12.310
	30	17	17						17	17	1				17	11.617
	31	31	31						31	30					31	12.225
	32	20	18	2					20	20				2	18	12.038
	33	24	24						24	24					23	11.826
	34	13	12		1				12	12					12	12.250
698	5	1														
	6	12	8	4					12	12					7	8.857
	7	17	14	3					17	17				4	7.818	
	8	26	22	3		1			26	25				3	35.00	
	9	80	71	8		1		2	79	79	3			8	53.12	
	10	135	39	93	2			67	132	132	5			93	23.07	
	11	102	31	69	1	1		52	100	100	2			68	24.55	
	12	64	58	5	1			2	63	63	1	1		5	59.40	
	13	51	42	8		1		3	50	50	1			8	43.12	
	14	4		4					4	4				4	26.50	
	15	90	56	34					89	88	2			29	31.24	
16	88	49	37	1	1			88	86	2			35	34.74		
17	68	48	19	1				68	66	1			17	39.76		
18																
19																
699	2	171	27	140	1	3		169	145	11				133	20.18	1
	3	62	25	37				58	12					37	29.13	20
	4	3		3				3	3					3	28.33	
	5	82	41	40		1		82	15					38	49.21	33
	6	1														
	7	1														
	8	90	54	36				90	16					35	38.51	44
	9	82	37	43	1	1		78	22					37	35.21	31
	10	107	25	82				106	40					82	29.63	12
	11	77	48	28	1			74	13					26	24.42	37
	12															
	13															
	14	74	39	35				74	13	2				32	30.68	27
	15	38	27	11				38	5	1				27	33.66	21
16	46	34	12				46	5					10	38.90	29	
17	6	5	1				6	6						1	2	
18	24	14	9		1		23	23					9	40.33	11	
19	76	41	35				76	28					33	32.42	21	
20	84	28	52	1	3		83	48	1				52	22.26	18	
700	1	1														
	6	1														
	7	3	1	2				3	3					2		
	14	2														
	15	1														

<sup>1</sup>For renter - occupied dwelling units and vacant nonseasonal not dilapidated units, for rent.  
<sup>2</sup>For owner - occupied dwelling units and vacant nonseasonal not dilapidated units, for sale only.

Table 3.—CHARACTERISTICS OF HOUSING FOR CENSUS TRACTS, BY BLOCKS: 1950—Con.

Census tract	Block	All dwelling units by occupancy and tenure					All dwelling units by condition and plumbing facilities			Occupied dwelling units			Contract monthly rent <sup>1</sup>		Value <sup>2</sup> of one-dwelling-unit structures		
		Total	Owner occupied	Renter occupied	Vacant non-seasonal not dilap., for rent or sale	Other vacant and non-resident	Number reporting	No private bath or dilap.	No running water or dilap.	Total	Persons per room		Occupied by non-white	Number reporting	Average monthly rent (dollars)	Number reporting	Average value (dollars)
											Number reporting	1.51 or more					
700	19	1															
	21	2															
	24	2															
	28	3															
	30	1	1	1			3	3	2	3	3	1	2	29.16	3	2,800	
	43	4	1	3			4	4	4	4	4	1	6		3	833	
	52	1															
	75	1															
	80	1		1	4			5	2	2	5	5		3	13.33	1	
	93	1															
106		1															
	107	2															
701	1	23	11	12			22	3	3	23	22		10	29.80	5	7,200	
	2	19	14	5			19	2	2	19	19		3	28.33	9	7,222	
	3	25	21	4			25			25	25	1	4	57.00	16	8,531	
	4	7	4	6			7			7	7	2	6	42.34	10	11,500	
	5	2					2			2	2						
	6	2					2			2	2						
	7	3					3			3	3						
	8	3					3			3	3						
	9	7					7			7	7						
	10	1					1			1	1						
	11	3	1	2			3			3	3						
	13	3	3				3			3	3						
	14	4	18	3			4	13	5	4	4	4	28	31.35	5	6,300	
	15	3	22	12			3	3	3		3		11	32.63	16	8,075	
	16	1	11				1	2	2		1		5	45.00	6	6,444	
	17	1	12	5			1	1	2		1		5	38.84	13	7,500	
	18	4	16	3		2	4	8	8		4	1	39	34.09	23	7,023	
	20	3	28	11			3	7	3		3		13	30.07	14	7,214	
	21	3	21	13			3	7	3		3		16	32.56	10	6,200	
	22	3	19	18			3	11	3		3		16	32.56	10	6,200	
23	6	28	3		1	5	15	5		6	5	32	28.81	10	6,430		
24	5	27	26			5	23	20		5	7	26	29.34	11	6,318		
26	3	16	18			3	5	2		3	1	17	27.35	6	7,416		
27	3	16	18			3	12	8		3	3	20	29.05	4	6,500		
28	7	20	5		1	7	34	26		7	12	53	25.22	4	7,375		
702	3	1															
	5	2															
	8	4															
	10	2															
	11	1															
	12	4															
	13	2															
	14	7															
	15	1															
	16	4															
	17	1															
	18	1															
	19	4															
	20	1															
	21	3															
	22	6															
	23	5															
	24	3															
	25	2															
	26	1															
27	2																
28	2																
29	1																
31	2																
32	2																
33	2																
34	2																
35	4																
36	1																
37	1																
38	1																
39	2																
40	2																
41	2																
42	1																
43	3																
45	2																
46	2																
703	4	3	14	16			30	3		30	29		16	36.56	4	8,000	
	5	5	22	22			47	4		44	43		20	43.60	8	8,687	
	6	3	15	8			23	1		23	23		8	46.37	14	9,228	
	7	2	21	5			25	2		26	26		5	27.40	21	9,314	
	8	2	18	4			22			22	22		3	22.66	12	7,033	

<sup>1</sup>For renter - occupied dwelling units and vacant nonseasonal not dilapidated units, for rent.  
<sup>2</sup>For owner - occupied dwelling units and vacant nonseasonal not dilapidated units, for sale only.

HOUSING—BLOCK STATISTICS

Table 3.—CHARACTERISTICS OF HOUSING FOR CENSUS TRACTS, BY BLOCKS: 1950—Con.

Census tract	Block	All dwelling units by occupancy and tenure					All dwelling units by condition and plumbing facilities			Occupied dwelling units			Contract monthly rent <sup>1</sup>		Value <sup>2</sup> of one-dwelling-unit structures		
		Total	Owner occupied	Renter occupied	Vacant non-seasonal not dilap., for rent or sale	Other vacant and non-resident	Number reporting	No private bath or dilap.	No running water or dilap.	Total	Persons per room		Number reporting	Average monthly rent (dollars)	Number reporting	Average value (dollars)	
											Number reporting	1.51 or more					Occupied by non-white
703	9	11	9	2		11			11	11			2		9	9,000	
	10	30	22	7		30	2	2	29	29			7	15	9,033		
	11	68	30	38		68	14	11	68	68			35	14	6,642		
	12	71	26	45		71	12	6	71	71	1		44	10	6,000		
	13	12	7	5		12			12	12			5	1			
	14	14	6	8		13			14	13			5	2			
	17	13	8	5		12	2	1	13	13			4	7	7,857		
	18	40	19	21		40			40	39		3	19	10	6,050		
	19	42	21	21		42			42	42			17	14	7,535		
	20	44	24	19	1	44	4	3	43	43			16	14	7,071		
	21	18	9	9		18			18	18	1		8	7	9,142		
	23	4	4			4			4	4				4	4	7,850	
	24	16	12	4		16	1		16	16			4	9	6,500		
	25	17	10	7		17	1		17	17	1		6	4	9,375		
	26	36	20	16		36	4		36	36			16	11	8,545		
	27	4	3	1		4			4	4			1	2			
	28	2															
	30	67	25	40		66	12	8	65	65	2		40	12	6,875		
	31	30	17	13		30	3	2	30	30	1		13	13	8,346		
	34	12	6	6		12	2	1	12	12	1		5	4	12,250		
	35	28	16	12		28	3	1	28	28	1		8	11	6,409		
	36	50	18	32		50	10	1	50	50			32	9	6,166		
	37	12	3	9		7			12	9			7	3	3,300		
	38	38	8	28		37	4		36	36	1		27	3	7,000		
	39	6	3	3		6	1		6	6			3	2			
	40	20	8	12		20	3		20	20	2		11	5	7,240		
	41	3	1	2		3	1		3	3	2		2	1			
	42	5	5			5			5	5				5	1	7,760	
	43	15	6	9		15	3		15	15			7	1			
	44	21	5	16		21	11	4	21	20	2		16	1			
	46	29	16	13		29	7		29	29			13	8	7,500		
	48	1															
	704	1	13	7	6		13	5	3	13	13			5	7	5,642	
		3	1														
		4	3	3			3			3	3				3	9,666	
		5	13	13			13			13	13				13	10,269	
		10	18	18			18			18	18	1			17	10,047	
		11	15	15			15	1	1	15	15				14	14,357	
		15	15	7	8		15			15	15				2		
		16	32	32			32			32	32	1		8	32	12,053	
		17	30	29	1		30			30	30				28	12,339	
		18	20	19	1		20			20	20			1	19	14,763	
		19	25	20	5		25			25	25			5	17	11,558	
		20	26	26			26			26	26	1			23	11,760	
		21	31	30	1		31			31	31	1		1	28	11,728	
		22	8	4	4		8			8	6	1		3	1		
		23	19	17	2	1	19			19	19			2	1	10,205	
		24	32	32			32			32	32	2			28	12,110	
25		31	31			31			31	31				31	11,396		
26		23	20	3		23			23	23			3	18	10,861		
27		28	24	3	1	28			27	27			3	22	10,040		
28		41	40	1		41			40	40	1			35	11,185		
29		12	12			12			12	12	1			11	9,909		
32		20	8	10	1	20	4	1	18	18	1		10	6	6,166		
705		1	3	2		3	2		2	2			2				
		2	17	8	9		17	6		17	17			7	5	10,300	
		3	11	3	8		11	4		11	11			8			
		4	44	10	34		44	4	1	44	44	1		34	4	6,750	
		5	28	10	18		27	5		28	28			17	6	7,833	
		6	13	10	3		13			13	13	1		3	4	4,000	
		8	59	28	30		54	3		54	55			25	17	10,017	
		9	52	23	29		51	4		52	52			26	10	8,850	
		10	66	29	36		64	1		65	65	1		35	13	9,653	
		11	85	29	56		84	11		85	84	2		45	14	7,500	
	12	28	17	11		28			28	28			11	12	8,291		
	13	40	15	23		40	1	1	38	38			22	6	10,166		
	14	33	19	14		33			33	33			10	8	7,312		
	15	36	14	22		35	1		36	36			22	8	7,687		
	17	17	9	7		25	5	3	26	25	1		17	5	9,400		
	26	7	4	3		7			7	7			2	1			
	27	31	15	15		29	1		30	29	2		13	4	12,375		
	28	23	13	10	1	23			23	23			8	7	9,642		
	29	24	17	7		24	1	1	24	24			6	14	10,714		
	30	17	9	7		17			16	16			6	8	7,812		
32	10	6	4		10		2	10	10			4	5	7,780			
33	28	17	11		28	3		28	28			11	7	9,857			
706	1	11	1	9	1	10	7		10	10			9	1			
	2	56	14	39	2	56	2		53	53			41	4	10,000		

<sup>1</sup>For renter - occupied dwelling units and vacant nonseasonal not dilapidated units, for rent.  
<sup>2</sup>For owner - occupied dwelling units and vacant nonseasonal not dilapidated units, for sale only.



Table 3.—CHARACTERISTICS OF HOUSING FOR CENSUS TRACTS, BY BLOCKS: 1950—Con.

Census tract	Block	All dwelling units by occupancy and tenure					All dwelling units by condition and plumbing facilities			Occupied dwelling units			Contract monthly rent <sup>1</sup>		Value <sup>2</sup> of one-dwelling-unit structures					
		Total	Owner occupied	Renter occupied	Vacant non-seasonal not dilap., for rent or sale	Other vacant and non-resident	Number reporting	No private bath or dilap.	No running water or dilap.	Total	Persons per room.		Number reporting	Average monthly rent (dollars)	Number reporting	Average value (dollars)				
											Number reporting	1.51 or more					Occupied by non-white			
706	3	48	11	37					47	4			35	3 4.77	4	18.375				
	4	28	5	23				5	28	11			22	28.18	2					
	5	48	15	33					48	12			33	31.39	6	7.833				
	6	76	29	46		1			48	4			44	32.59	11	8.454				
	7	67	16	51				2	67	8			47	29.59	5	7.500				
	8	62	29	32					61	7			30	30.26	8	9.000				
	9	67	31	35		1			66	5			32	39.43	15	7.066				
	10	56	33	23					56	3			21	28.28	16	6.593				
	11	32	16	16				1	30	3			16	20.81	10	4.550				
	12	16	6	9	1				15	2			10	32.40	2					
	13	45	25	20					45	8			19	30.94	7	71.42				
	14	55	23	32					55	5			30	37.33	8	67.50				
	15	16	3	12	1				15	3			12	34.58						
	16	52	23	28		1			51	3			28	32.60	6	5.300				
	17	27	13	13			1		51	5			13	32.00	8	5.687				
	18	12	8	4					26	5			4	33.75	7	7.557				
	19	80	30	47		2			12	1			4	31.72	8	4.750				
	20	71	35	35		1			77	3			48	34.23	10	71.500				
	22	36	14	20		1			70	8			34	28.40	3	10.000				
	23	61	25	35		1			36	1			20	28.40	8	8.375				
	24	66	36	30					60	6			35	41.77						
	25	38	15	23					66	1			30	44.90	11	8.681				
	26	29	18	10		1			38	4			22	34.90	4	8.250				
	27	54	27	27					29	4			11	39.36	9	7.944				
	28	62	25	36		1			54	3			26	28.96	19	7.394				
									60	5			35	29.68	11	6.909				
	707	1	71	35	35		1		70	5			4	70	70	1	35	38.51	8	6.975
		2	48	27	20		1		48	5				21	38.66	11	8.181			
3		47	23	24				10	8				24	28.16	14	7.500				
4		32	23	9					31	5			9	26.11	19	6.447				
6		3	3						3					3		3	10.333			
7		50	33	16		1			49	1			13	37.76	27	8.833				
8		36	26	10					35	1			9	44.55	19	10.173				
9		47	29	17					46	1			15	30.93	24	8.958				
10		49	27	21		1			47	1			21	29.23	16	10.750				
11		44	18	26					44	1			26	29.57	8	10.125				
12		49	28	20					47	2			19	39.15	13	11.230				
13		56	27	28		1			54	2			27	35.59	13	11.230				
14		25	18	7					24	1			7	30.14	12	9.416				
15		23	23						23	3				23		20	9.950			
16		10	9	1					10	1			1		5	6.500				
17		48	26	22					48	1			18	26.22	11	6.000				
18		70	30	39		1			66	4			36	30.61	13	5.746				
19		38	26	12					37	1			11	48.90	20	9.615				
20		37	21	15					37	4			12	28.41	16	10.325				
21		55	26	28		1			54	1			28	35.71	17	9.558				
22		58	23	35					56	1			33	35.27	8	12.937				
23		33	22	10					32	2			10	37.10	17	13.882				
24		35	33	2		1			35	3			2		32	13.062				
25		33	28	5					33	3			5	32.00	25	10.920				
26		45	32	12		1			44	2			10	38.10	22	9.840				
27		28	15	13					28	1			13	32.53	8	8.500				
28		42	25	16		1			42	8			13	29.53	17	5.958				
29		43	32	11					42	3			8	24.62	25	6.552				
30		35	22	13					34	3			12	22.75	16	6.187				
34		26	20	6					26	5			6	28.16	18	7.944				
37		27	12	15					27	3			14	28.78	6	7.333				
38		43	31	12					43				12	35.91	26	9.546				
39	27	24	3					26	5			3	25.00	20	13.500					
40	31	22	9					31	3			9	47.55	12	14.000					
41	14	12	1					14	3			1		12	11.958					
42	6	3	2		1			6	5			2		3	12.500					
43	24	22	2					24	4			2		19	14.657					
44	30	28	2					30	2			1		26	13.615					
45	28	21	7					28	2			6	51.83	19	8.657					
46	31	30	1					31	1			1		29	9.620					
47	8	6	2					8	8			2		5	6.200					
48	12	9	3					12	1			3	28.33	7	6.000					
708	1	19	17	1		1		19	2			2	18	18	1	10	7.100			
	2	34	21	11				33	2			1	32	32	1	14	9.000			
	3	53	34	18		1		50	2			1	52	52	25	7.408				
	4	34	22	12				33	1				34	34	17	8.547				
	5	14	8	6				14	1				5	40.60	4	8.375				
	6	61	26	35				61	1				35	38.71	11	7.909				
	7	36	25	11				34	1				9	30.66	19	8.684				
	8	47	31	16				45	1				15	50.20	20	8.900				
	9	37	32	5				37	1				5	36.40	25	9.840				
	10	33	23	10				32	1				10	36.90	15	7.666				
11	1																			
12	1																			
13	12	8	4				12	7				4	24.50	5	9.000					
15	7	6	1				7	7						5	11.700					
16	47	32	15				47	2				15	41.86	21	7.766					

<sup>1</sup>For renter—occupied dwelling units and vacant nonseasonal not dilapidated units, for rent.  
<sup>2</sup>For owner—occupied dwelling units and vacant nonseasonal not dilapidated units, for sale only.

HOUSING—BLOCK STATISTICS

Table 3.—CHARACTERISTICS OF HOUSING FOR CENSUS TRACTS, BY BLOCKS: 1950—Con.

Census tract	Block	All dwelling units by occupancy and tenure					All dwelling units by condition and plumbing facilities			Occupied dwelling units			Contract monthly rent <sup>1</sup>		Value <sup>2</sup> of one-dwelling-unit structures		
		Total	Owner occupied	Renter occupied	Vacant non-seasonal not dilap., for rent or sale	Other vacant and non-resident	Number reporting	No private bath or dilap.	No running water or dilap.	Total	Persons per room	Occupied by non-white	Number reporting	Average monthly rent (dollars)	Number reporting	Average value (dollars)	
										Number reporting	1.51 or more						
708	17	48	37	11		48	1		48	46			10	4 01.0	28	9 071	
	18	37	18	19		37	1		37	37			17	3 882	11	8 290	
	19	45	22	22	1	45	6	1	44	44	1	1	21	3 409	16	8 743	
	20	40	24	16		34	6	6	40	40	1		15	3 826	21	10 500	
	21	54	26	27		50	6	3	53	53	1		27	4 325	17	6 476	
	22	44	28	16		43	4		44	44	1		16	3 781	16	8 168	
	23	37	35	2		37			37	37			2		31	11 209	
	24	45	33	12		44	2	2	45	44	1		12	4 566	23	11 695	
	25	18	17	1		18			18	18			1		15	10 713	
	26	5		5		5			5	5			4	5 350			
	27	37	17	20		37			37	37			19	5 673	6	11 833	
	28	22	11	11		21			22	22	1		11	5 536	3	9 300	
	29	8	3	5		8			8	8			5	5 140			
	30	13	9	4		13			13	13			4	5 675	9	12 555	
	31	42	13	28		42	6		41	41			27	6 229	4	12 250	
	32	8	8			8			8	8			8		8	11 582	
	33	25	18	7		25			25	25			6	5 016	12	10 666	
	34	42	33	9		37	1		42	42			8	4 812	24	10 970	
	35	46	32	14		43	4	2	46	46	2		12	4 108	19	10 184	
	36	37	29	8		32	1	1	37	37			6	3 500	24	9 520	
	37	36	24	12		26			36	36			11	3 945	16	10 406	
	709	1	43	27	15	1	41			42	42	2		15	4 620	24	11 166
		2	28	25	3		28			28	28	1		1		23	11 913
		3	48	28	20		45	3	2	48	48	1		19	3 336	15	8 413
		4	44	34	10		38	3	3	44	44	1		10	3 530	22	6 928
		5	17	12	5		17			17	17			4	2 000	10	11 700
		6	37	34	3		37			37	37			2		31	12 026
		7	52	50	2		52			52	52	1		2		47	11 478
		8	33	33			33			33	33	1		1		33	13 068
		9	40	38	2		39			40	38			1		35	10 197
		10	26	25		1	26			25	25		1			25	10 620
		11	19	18	1		18			19	19	1		1		17	10 029
		12	13	13			13			13	13					13	10 837
		13	50	50			50			50	50					50	10 400
		14	32	32			32			32	31	1				32	10 375
		15	6	6			6			6	6					6	11 000
		16	15	14			15	1		14	14					14	12 477
17		9	8			9			8	8					8	10 625	
18		9	9			9			9	9					9	11 222	
19		1				1			1	1					1	11 810	
20		19	10	1	5	3	16			11	11				10	11 810	
21		50	49	1		50	1	1	50	50			1		47	10 748	
22		33	31	1	1	32			32	31			1		31	10 274	
23		37	30	7		36			37	37	1		6	6 133	25	10 776	
24		22	18	4		22			22	22			4	7 325	16	11 093	
25		3	3			2	1	1	2	2					1		
26		41	29	12		41			41	41			12	5 108	28	10 700	
27		25	23			25	1	1	23	23			10	10 880	10	10 880	
28		36	25	11		36	2		36	36			10	4 820	12	11 616	
29		12	12			12			12	12					12	11 333	
30		49	36	13		49			49	49			13	4 376	24	11 287	
31		34	32	2		34			34	34			2		32	11 156	
710		1	9	6	3		9			9	9			3	4 066	1	
		2	16	10	6		16			16	16			5	4 500	6	
		3	18	16	2		18			18	18			2		14	11 000
		4	16	15	1		16			16	16	1		1		14	10 207
	5	20	20			20			20	20	1		1		20	9 800	
	6	4	4			4			4	4					4	8 000	
	7	13	12	1		13			13	13			2		4	6 123	
	8	8	8			8			8	8			1		11	10 036	
	9	29	29			29			29	29			1		8	8 312	
	10	30	28	2		30	1	1	29	29			2		29	9 744	
	11	16	13	3		14			16	16			3	4 500	27	10 600	
	12	20	19	1		20			20	20			1		12	12 208	
	13	34	34			34			34	34			1		19	10 300	
	14	19	16	2		19			18	18	1		2		34	10 682	
	15	23	19	3		23	1		22	22			2		16	9 787	
	16	10	6	4		10			10	10			3		16	10 200	
	17	2				2			2	2			4	6 000	4	5 750	
	18	2				2			2	2							
	19	1				1			1	1							
	20	9	4	5		9	1		9	9	1		5	3 360	3	8 000	
	21	14	11	3		14	1		14	14	2		2		7	10 285	
	22	15	13	2		15			15	15	2		2		7	9 363	
	23	53	36	17		53	2	2	53	53			17	4 947	34	9 582	
	24	42	41	1		41	2		42	42			1		40	10 932	
	25	7	1	6		7			7	7	1		1	2 700	1		
	26	20	8	11		20	5		19	19	2		10	5 950	3	7 833	
	711	10	1														

<sup>1</sup>For renter - occupied dwelling units and vacant nonseasonal not dilapidated units, for rent.  
<sup>2</sup>For owner - occupied dwelling units and vacant nonseasonal not dilapidated units, for sale only.

Table 3.—CHARACTERISTICS OF HOUSING FOR CENSUS TRACTS, BY BLOCKS: 1950—Con.

Census tract	Block	All dwelling units by occupancy and tenure					All dwelling units by condition and plumbing facilities			Occupied dwelling units			Contract monthly rent <sup>1</sup>		Value <sup>2</sup> of one-dwelling-unit structures		
		Total	Owner occupied	Renter occupied	Vacant non-seasonal not dilap., for rent or sale	Other vacant and non-resident	Number reporting	No private bath or dilap.	No running water or dilap.	Total	Persons per room		Occupied by non-white	Number reporting	Average monthly rent (dollars)	Number reporting	Average value (dollars)
											Number reporting	1.51 or more					
711	26	6	5	1		6			6	6					5	7.000	
	27	2				8	1		8	8					6	8.166	
	28	8	7	1		11			11	11	1		5	28.60	3	9.833	
	29	11				11			11	11	1		22	26.81	14	7.642	
	30	48	25	23		48	1	1	48	48	3		21	27.33	17	8.588	
	31	48	26	22		48			48	48			5	34.40	1		
	32	7				7			7	7			21	31.71	4	9.000	
	45	38	16	21		37	3	3	37	37	1		21	25.12	12	7.333	
	46	73	33	38	1	73	1		71	71	1		39	25.12	9	9.888	
	47	21	13	8		20			21	20			8	25.50			
	48	5	3	2		5			5	5			2	29.66	2		
	49	9	3	6		9			9	9	1		6	46.22			
	50	10	2	7		10		1	10	9	2		7	48.00			
	54	10	2	5		10			10	10	1		5		2	6.166	
	55	6				6			6	6			1		8	7.312	
	56	21	12	9		21	8	6	21	21	1		9	28.55	9	5.777	
	57	21	12	9		21	5	4	21	21			9	30.22	9		
	60	13	4	9		13	5		13	13			9	34.44	1		
	61	20	9	11		20	5	4	20	20	2		11	25.54	5	9.700	
	62	20	6	4		10			10	10			4	27.00	3	7.166	
	66	1				1			1	1					5	6.900	
	67	1				1			1	1					5	5.750	
	68	10	7	3		10	3		10	7	2		3	25.00	7	11.15	
	69	7	7			7	5	5	7	7					6	8.800	
	74	81	77	1	3	81			78	78	1		1		11	3.866	
	75	16	15	1		16			16	16					7	9.541	
	76	17	17			17			17	17					20	8.125	
	78	27	23	4		25	1		27	27	2		4	28.75	1	9.717	
	79	23	19	4		23	2		23	23	3		4	32.50	1		
	80	38	15	23		38	3	1	38	38	1		21	28.61	5	10.800	
	81	21	13	7	1	20	3		20	20			7	37.85	5	9.600	
	712	1	135	25	88	19	3		128	55	29		7	77	33.63	1	
2		18	6	12		1		18	18				12	38.41	1		
3		86	25	60		1		85	32	2		1	59	27.61	1		
4		58	23	34				56	15	8		6	34	35.61	11	9.045	
5		64	17	47				64	31	8			46	25.47	5	8.800	
6		43	16	27				43	8				26	28.50	6	8.233	
7		119	34	84		1		113	57	32		3	74	30.21	8	5.625	
9		92	47	43	1	1		91	28	8		4	37	26.72	25	5.968	
10		32	18	13				32	6				14	28.64	7	6.785	
11		49	16	33				48	19	10		2	31	25.19	4	6.875	
12		32	11	20		1		32	1				18	39.66	8	11.000	
13		33	15	18				32	2				15	40.93	4	8.875	
14		45	21	24		1		45	2				20	31.75	4	8.300	
15		78	33	44		1		75	11			3	40	31.75	11	6.072	
16		84	28	57		1		83	8				53	37.09	13	14.500	
17		31	13	18				31	2				18	22.88	5	5.500	
18		45	19	26		1		44	9	3		3	25	24.44	8	5.687	
19		10	7	3		1		10					3	40.33	3	7.666	
20		27	11	15		1		27	5				15	34.73	6	8.666	
21		58	22	36				56	10				36	35.00	4	6.250	
22		57	28	29				57	6				28	29.50	13	8.461	
23		43	14	29		2		43	2			1	25	33.88	4	8.375	
24		42	15	25				41	2				24	36.62	3	8.833	
713		1	23	8	15			23	6					14	22.92	5	5.260
	2	16	12	4			15	5					4	23.75	7	4.571	
	3	42	24	17		1		42	5				18	27.27	11	6.527	
	4	69	22	47				69	10	1			46	25.60	9	11.777	
	5	36	13	23				36					22	39.50	2	11.425	
	6	23	9	14				23					14	43.28	8		
	7	46	13	33				46	4				30	41.30	2	7.475	
	8	47	16	31		1		47	9	1		2	28	42.39	8	7.475	
	9	39	26	13		2		39	1			1	12	36.66	18	8.111	
	10	42	19	23				41	9				21	30.71	8	7.562	
	11	26	13	13				26	7				13	26.00	4	5.500	
	12	31	15	13		2	1	28	2			1	14	26.50	4	5.750	
	14	38	20	17		1		38	2				16	28.12	3	6.666	
	15	10	6	4				10	1				4	30.00	2	7.000	
	16	14	7	6		1		14					6	26.83	4	8.500	
	17	29	15	14				28	1				14	31.92	7		
	18	7	3	4				7					3	33.33	1	10.000	
	19	11	10	1				11	7				6	42.33	1		
	23	7	1	6				7	8				2		4	9.375	
	24	8	6	2				8									
	25	18	15	3				16	1	1			3	21.66	10	8.640	
	26	12	7	5				12	6						5	10.760	
	27	10	8	2			3	10	7				19	30.84	7	10.942	
	28	27	8	19				27	4				12	51.16	15	8.533	
29	36	23	13		1		35	3				9	35.88	9	10.366		
30	25	16	9				25	3	1			7	50.42	8	9.166		
31	21	14	7				21	3				7	71.00	1	11.812		
32	14	11	3				14	1				3		10	11.150		

<sup>1</sup>For renter - occupied dwelling units and vacant nonseasonal not dilapidated units, for rent.  
<sup>2</sup>For owner - occupied dwelling units and vacant nonseasonal not dilapidated units, for sale only.

HOUSING—BLOCK STATISTICS

Table 3.—CHARACTERISTICS OF HOUSING FOR CENSUS TRACTS, BY BLOCKS: 1950—Con.

Census tract	Block	All dwelling units by occupancy and tenure					All dwelling units by condition and plumbing facilities			Occupied dwelling units			Contract monthly rent <sup>1</sup>		Value <sup>2</sup> of one-dwelling-unit structures	
		Total	Owner occupied	Renter occupied	Vacant non-seasonal not dilap. for rent or sale	Other vacant and non-resident	Number reporting	No private bath or dilap.	No running water or dilap.	Total	Persons per room		Number reporting	Average monthly rent (dollars)	Number reporting	Average value (dollars)
											Number reporting	1.51 or more				
713	33	7	7	2		7			7	7				7	11,571	
	34	5	3			5			5	5				2		
	35	7	7			7			7	7				7	7,928	
714	1	55	29	26		54	4	3	55	54			22	37.54	17	7,870
	2	69	32	36		69	1	3	68	68			36	35.55	18	7,416
	3	67	42	25		66		1	67	66			22	37.40	19	7,684
	4	68	37	31		68		1	68	68			30	33.83	21	7,190
	5	45	27	18		45		1	45	45			18	38.16	14	7,735
	6	38	24	14		38		1	38	38			14	29.57	16	7,500
	7	43	29	14		42		2	43	42			13	44.61	15	8,466
	8	41	24	17		41		1	41	41			17	48.47	19	8,594
	9	36	17	19		36		2	36	36			19	36.42	8	10,312
	10	37	25	12		37		8	37	37			12	42.00	12	11,650
	11	33	18	15		32			33	33			15	38.93	12	9,041
	12	31	26	3		31		2	33	29			3	49.33	23	11,478
	13	20	14	5		18		1	19	18			4	41.00	9	10,888
	14	14	10	4		14			14	14			4	42.50	6	9,333
	15	16	13	3		16		1	16	16			3	34.33	8	7,750
	16	23	17	6		23			23	23			6	41.00	13	10,415
	17	4	3	1		4			4	4			1		1	
	18	7	5	2		7			7	7			2		3	9,833
	19	8	6	2		8			8	8			1		4	10,750
	20	20	14	6		20			20	20			6	50.83	6	11,166
	21	29	20	8		29		1	28	28			7	43.00	14	11,071
	22	36	20	16		36			36	36			16	39.62	14	10,442
	23	23	15	7	1	22			22	22			7	39.14	9	10,000
	24	22	16	6		22			22	22			6	37.66	12	11,500
	25	32	20	12		32			32	32			10	40.40	17	10,617
	26	36	21	15		35		1	36	36			14	46.64	12	9,708
	27	32	27	5		31		2	32	32			5	29.00	22	9,613
	28	33	22	10		33		1	32	32			8	46.50	18	9,527
	29	34	21	13		34		1	34	34			12	45.08	13	7,692
	30	43	25	17		43			42	42			15	36.46	17	9,352
	31	60	23	36		60		13	59	58			34	31.47	12	8,458
	32	51	20	31		50		2	51	49			30	43.00	10	8,200
	33	21	9	12		20			21	21			12	32.08	7	9,257
	34	18	9	9		18			18	18			9	44.55	5	8,800
	35	75	38	36		74			74	74			30	37.83	16	7,968
	36	35	17	18		34			35	35			14	34.50	10	8,200
	37	47	23	23		45			46	46			21	36.61	16	7,718
	38	34	22	12		34			34	34			10	38.60	14	7,857
	39	40	18	21		40		1	39	39			21	37.23	10	16,450
	40	30	23	6	1	30		2	29	28			7	36.42	15	9,066
	41	43	31	12		43		1	43	43			12	37.08	14	9,892
	42	41	23	17		41			40	40			12	34.62	14	7,892
	43	36	23	13		36			36	36			13	44.07	13	10,084
	44	34	23	11		34			34	34			11	43.45	18	10,511
	45	28	26	2		28			28	28			2		23	12,326
	46	29	19	10		28			29	29			10	41.00	16	13,125
	47	29	15	14		25		10	29	29			14	34.28	5	9,400
	48	29	14	14		29			28	28			12	36.25	1	
	49	29	19	10		29			29	29			10	43.30	12	9,541
	50	23	9	13	1	23		2	22	22			13	35.38	2	
51	8	2	6		8		6	8	8			6	38.66	1		
52	49	22	26		49		6	48	48			26	39.92	12	7,666	
53	59	31	28		59		4	59	59			28	36.42	11	9,090	
54	37	19	17		37		11	36	36			14	43.21	12	9,291	
55	50	25	25		50		3	50	50			25	40.48	21	8,038	
56	21	15	6		21			21	21			4	49.50	12	9,458	
57	26	21	5		24			26	25			5	48.40	16	11,125	
58	32	21	11		32		3	32	32			11	33.00	13	9,115	
59	28	13	14		28			27	27			14	33.00	7	9,500	
60	31	19	12	1	31			31	31			11	30.81	11	10,136	
61	31	25	6		31		4	31	31			5	43.60	21	8,309	
62	47	28	19		45		1	47	46			17	42.17	13	7,876	
63	54	27	27		50		2	54	54			26	38.46	18	9,544	
64	42	26	16		40			42	42			16	39.87	15	7,466	
65	56	25	29	2	54		2	54	54			30	37.66	16	7,312	
66	54	26	28		54		4	54	54			27	46.44	9	8,222	
715	1	44	23	20	1	44		1	43	43			21	45.38	9	10,600
	2	33	19	12		33		1	31	29			12	40.66	10	7,430
	3	37	25	12		37			37	37			11	34.81	14	8,928
	4	33	25	8		33			33	33			7	37.57	17	10,052
	5	28	22	6		28			28	28			6	36.33	19	10,947
	6	42	24	17		42		1	41	41			16	47.37	21	10,014
	7	27	22	5		26			27	26			5	62.00	17	11,088
	8	29	23	5		29		1	28	28			5	58.60	15	10,666
	9	56	20	36		54		6	56	56			35	46.45	9	12,222
	10	78	21	57		75		2	78	78			56	36.03	8	8,875
	11	11	3	8		11		7	11	11			7	63.14	10	6,500
	12	53	26	27		52		24	52	52			25	37.16	8	9,125
	13	74	20	54		72		24	74	74			54	41.48	8	

<sup>1</sup>For renter - occupied dwelling units and vacant nonseasonal not dilapidated units, for rent.  
<sup>2</sup>For owner - occupied dwelling units and vacant nonseasonal not dilapidated units, for sale only.



HOUSING—BLOCK STATISTICS

Table 3.—CHARACTERISTICS OF HOUSING FOR CENSUS TRACTS, BY BLOCKS: 1950—Con.

Census tract	Block	All dwelling units by occupancy and tenure					All dwelling units by condition and plumbing facilities			Occupied dwelling units			Contract monthly rent <sup>1</sup>		Value <sup>2</sup> of one-dwelling-unit structures		
		Total	Owner occupied	Renter occupied	Vacant non-seasonal not dilap. for rent or sale	Other vacant and non-resident	Number reporting	No private bath or dilap.	No running water or dilap.	Total	Persons per room		Number reporting	Average monthly rent (dollars)	Number reporting	Average value (dollars)	
											Number reporting	1.51 or more					Occupied by non-white
715	110	27	26		1												
	111	20	20						27	20					26	13.557	
	112	18	7	11					20	18				20	12.415		
	115	3	2	1					18	3	1		1.1	4	11.150		
	116	2							3					1			
	121	3	2	1					3	3							
	123	4	4					1	4	4	1		1		2		
	124	10	10						4	9					4	10.875	
	125	8							10	8					10	9.900	
	126	17	4		8				8	17					4	13.625	
					13												
	127	10	10						10	10						4	13.625
	128	28	22		3	3			10	22					10	13.450	
129	40	37		2	1			27	40					22	13.122		
130	28	25	1	1	1			28	25					37	12.513		
131	8	6		1				8	6			1		25	12.380		
133	4	1	3	2				4	4			3	40.00	6	16.000		
716	1	1															
	4	3			3				3	3	1						
717	1	8	1	6		1		8	8	3							
	2	1															
	5	6		6				6	6	4							
	6	18	11	6		1		18	16	14							
	7	3		3				3	3	3							
	9	1															
	10	106	27	79				103	92	67							
	11	10	3	6				10							18	1.594	
	12	1			1										2		
	13	128	1	127				126	1								
	15	133	1	131		1		128	1	1							
	17	133		132				131									
	18	91		91				89									
	19	124		124				123									
	21	129		129				126									
	22	132		131		1		129	1	1							
	25	125	2	122		1		122	1	1							
	26	131	1	130				129									
	27	100	2	98				100	2	2							
	29	124		124				124	1	1							
	30	92	1	91				86									
	31	62	2	60				62	5	4							
	36	25	18	6		1		25	5	2							
	37	27	20	7				27	6	2							
	38	33	20	11		2		31	3	1							
	40	1															
	41	47	36	9		2		47	35	9							
42	16	15	1				16	1	1								
44	3	3					3										
46	4	2	2				4	1	1								
54	7		6		1		7	7	7								
56	18	14	4				18	4									
57	48	30	18				48	8	1								
58	106	68	38				106	13	5								
59	20	6	12		2		19	4	3								
718	2	3	2	1			3										
	5	12	1	11			12	3	2								
	10	3	3				3	1	1								
	17	3	3				3	1	1								
	24	41	27	14			40	2	2								
	25	44	23	21			42	1	1								
	26	19	10	9			19	1	1								
	27	1															
	30	8	5	3			8										
	31	1															
	32	11	7	4			10	3	1								
	33	26	22	4			26	1	1								
	34	10	9	1			10										
	36	19	10	9			19	3	1								
	37	20	14	6			20	1	1								
	38	28	15	13			28	1	1								
	39	49	19	30			49	1	1								
	40	15	3	12			15	3	3								
	41	47	23	23			46	5	5								
	42	43	22	21	1		43	3	3								
	43	48	20	28			48	2	2								
	44	58	24	34			58	3	3								
	45	53	29	24			49	7	3								
	47	33	23	9		1		31	1	1							
48	1																
49	14	9	4		1		14	6	6								
50	1																

<sup>1</sup>For renter - occupied dwelling units and vacant nonseasonal not dilapidated units, for rent.  
<sup>2</sup>For owner - occupied dwelling units and vacant nonseasonal not dilapidated units, for sale only.

Table 3.—CHARACTERISTICS OF HOUSING FOR CENSUS TRACTS, BY BLOCKS: 1950—Con.

Census tract	Block	All dwelling units by occupancy and tenure					All dwelling units by condition and plumbing facilities			Occupied dwelling units			Contract monthly rent <sup>1</sup>		Value <sup>2</sup> of one-dwelling-unit structures			
		Total	Owner occupied	Renter occupied	Vacant non-seasonal not dilap., for rent or sale	Other vacant and non-resident	Number reporting	No private bath or dilap.	No running water or dilap.	Total	Persons per room		Occupied by non-white	Number reporting	Average monthly rent (dollars)	Number reporting	Average value (dollars)	
											Number reporting	1.51 or more						
718	51	5	5						5	5						5	10,400	
	52	14	11						14	14			2		11	5,772		
	53	17	14			1			17	16			3	2,666	11	5,790		
	54	17	14						17	17			3	2,666	11	7,318		
	55	28	20				1		28	28	1		6	3,000	14	7,857		
	56	9	4						9	9			4	3,425	2			
	58	27	18			1			27	26			7	3,500	13	7,961		
	59	64	26			1			62	63	1		35	2,285	12	5,741		
	60	42	23			1			41	41			16	3,081	12	5,708		
	61	48	19						48	48	4		24	3,470	2			
	62	4	1						4	4			3	2,333				
	63	81	44			1			81	7			34	28,766	22	8,772		
	64	16	6						16	16			10	19,800	3	5,666		
	65	46	13			1			45	10			32	27,933	3	8,333		
	66	61	24						60	9			36	29,333	2			
	67	33	9						33	33	1		24	37,588	1			
	68	50	24						50	9	3		24	37,044	15	6,000		
	69	44	30						43	1			12	29,500	23	8,978		
	70	48	24						48	3			22	29,866	12	7,958		
	72	16	10						16	3	2		4	5,625	6	5,000		
	73	30	20						30	3			9	4,655	10	6,450		
	74	21	12						21	21	1		8	3,562	9	6,722		
	75	23	17						23	23	1		6	2,383	11	7,090		
	76	35	18						35	6			16	3,037	10	7,050		
	79	11	9						11	7			1	1,111	9	6,022		
	80	8	5						8	8	1		3	3,333	4	7,125		
	81	17	15						17	17			2	2,222	13	6,730		
	82	14	9						14	14			5	4,160	6	5,733		
	84	35	17			1			35	5	5		16	3,687	14	9,571		
	85	58	26						58	6			30	29,566	17	8,470		
	86	52	23			1			51	7	2		25	3,452	7	5,642		
	87	41	17						41	8	5		23	3,121	8	9,062		
	88	17	8						17	17	1		9	3,655	5	6,800		
	89	2																
	719	1	3	1	2				3					2				
		2	2															
		3	2															
		4	3	2					3	1	1			1	1,300	2		
		8	3						3	1	1			1		2		
		15	4	3					4	4								
		17	2															
		22	4	2					4	1	1							
		23	2															
		31	1															
		32	7	6					7									
		33	12	7					11	3					4	2,550	5	7,300
		34	3	1					3	3					1	1,111	4	7,625
		35	7	5			1		7	6					4	4,375	4	10,750
36		14	9			1		14	5					4	9,214	7	9,214	
37		5	5					5	4					3	1,100	5	8,400	
40		3						2	2									
41		1																
42		1																
43		8	7					8						1		7	8,500	
44		21	15			1		21	20					5	4,300	14	11,642	
46		49	30					49	1					17	28,888	19	8,526	
47	32	24					32	32					7	4,071	18	11,722		
48	14	12					13	14					2		10	8,700		
49	1																	
64	12	8					12	12					4	3,950	5	9,400		
65	36	20			1		36	1					14	3,892	12	9,141		
95	2																	
720	9	13	10	3				13	9				2					
	11	3	2	1				3										
	12	1																
	13	6	6					6	4	3			4	3,000	2			
	14	7	3					7	7				3	3,200	1			
	15	6	2			1		6	5				1		4	8,250		
	16	6	4			1		6	6				3	3,100	3	6,000		
	17	9	6					9	1	1			3	4,000	4	8,000		
	18	17	12					17	8				4		4			
	19	4	4					4	4						2			
721	2	14	11	3				12	6				3	3,666	3	9,666		
	3	9	8	1				9	1				1		4	8,250		
	4	4	4					4							6	10,000		
	5	12	7					12	4				5	4,000	4	10,333		
	6	4	4					4							3	6,666		
	7	1																
722	8	1																

<sup>1</sup>For renter - occupied dwelling units and vacant nonseasonal not dilapidated units, for rent.  
<sup>2</sup>For owner - occupied dwelling units and vacant nonseasonal not dilapidated units, for sale only.

HOUSING—BLOCK STATISTICS

Table 3.—CHARACTERISTICS OF HOUSING FOR CENSUS TRACTS, BY BLOCKS: 1950—Con.

Census tract	Block	All dwelling units by occupancy and tenure					All dwelling units by condition and plumbing facilities			Occupied dwelling units			Contract monthly rent <sup>1</sup>		Value <sup>2</sup> of one-dwelling-unit structures	
		Total	Owner occupied	Renter occupied	Vacant non-seasonal not dilap., for rent or sale	Other vacant and non-resident	Number reporting	No private bath or dilap.	No running water or dilap.	Total	Persons per room		Number reporting	Average monthly rent (dollars)	Number reporting	Average value (dollars)
											Number reporting	1.51 or more				
722	12	5	4	1		5			5	5		1		2		
724	17	7	6	1		7			7	7	1	1		6	14.333	
	18	9	9			9			9	9				8	11.625	
	19	11	8	2	1	11			10	10				8	12.250	
	25	1														
	26	2														
	28	12	11	1		12			12	12				10	13.500	
	29	10	8	1	1	10			9	9	1	1		8	12.375	
	30	9	9			9			9	9				9	14.611	
	31	10	10			10			9	9				10	13.800	
	32	8	8			8			8	8				8	13.187	
	725	1	2		2		6			6	6		2		2	
2		6	4			8			8	8	2			6	10.433	
3		8	8													
4		2														
6		2														
7		4	4			4			4	4	1			4	7.125	
8		5	5			5			5	4				5	5.600	
9		1														
10		1														
11		5	4			4	4	4	4	4				3	2.333	
12		3	3			3	1		3	3				3	7.666	
15		1														
16		2														
17		7	6	1		7	1		7	6				4	10.000	
18		16	12	2	2	16	1	1	14	14		2		9	12.077	
19		5	5			5			5	5				5	9.200	
20		10	9	1		10	1	1	10	10		1		9	11.111	
21		14	11	1		14	1	1	12	12		1		11	11.681	
22		5	5			5			5	5				5	10.660	
23		3	3			3	1	1	3	3				2		
24		6	3	2		6	3	3	5	5		2		3	11.866	
25		18	18			18			18	18				17	11.758	
26		23	20	1	2	23			21	21				20	12.575	
27		30	30			30			30	30		1		30	10.906	
28		22	22			22			22	22	1			22	12.190	
29		10	8	2		10			10	10		2		8	11.600	
30		23	21	2		23			23	23		2		18	11.611	
31		10	9	1		10			10	10		1		8	12.487	
32		13	10	3		13			13	13		3	31.66	6	13.166	
33		20	17	3		20	2		20	20		3	28.33	14	11.657	
34		26	19	6	1	26	1	1	25	25		6	53.50	16	10.875	
35		10	9	1		10			10	10		1		9	11.944	
36		8	7	1		8			8	8		1		6	11.833	
37	7	7			7			7	7				7	13.785		
39	18	18			18			18	18				18	12.833		
40	16	16			16			16	16				15	13.566		
41	13	12	1		13			13	12		1		12	13.275		
42	6	5			6	1	1	5	5				5	9.700		
43	9	6	3		9			9	9		2		5	15.000		
44	16	14	2		16			16	16		2		12	12.250		
45	11	10	1		11	2		11	11		1		9	11.800		
46	3	3			3	1	1	3	3				2			
47	29	24	5		29	25	24	29	29		4		5	35.20		
48	19	7	11	1	19	7	6	18	18		10	45.10	4	12.000		
49	25	11	14		24			24	25		12	61.83	6	11.650		
50	16	15	1		16			16	16		1		12	10.666		
51	11	10	1	1	11			10	10				10	12.950		
52	13	10	2	1	13			12	12	1	2		7	12.357		
53	9	9			9			9	9				8	12.562		
54	16	15	1		16			15	15				15	11.233		
55	8	8			8			8	8				8	12.687		
56	17	16	1		17			17	17		1		15	11.466		
57	16	12	4		16	1		16	16	1			12	12.208		
58	15	15			15			15	15			53.75	15	12.800		
59	17	16	3	2	17			15	15		1		8	12.125		
60	11	6	5		11			11	11		2		5	11.100		
61	11	7	4		11			11	11		5	31.40	5	11.100		
62	10	9	1		10			10	10		3	59.33	3	12.000		
726	1	10	10			10			10	10				9	11.222	
	2	21	13			20			21	21			8	6	12.583	
	3	20	14	5	1	20	2	2	19	19		4	4	9	11.822	
	4	10	10			10	1	1	10	10				10	10.750	
	5	30	18	12		27			30	30				12	10.791	
	6	12	9	3		12	2	1	12	12		11	3	7	11.785	
	7	11	10	1		10	1	1	11	11		1		8	10.687	
	8	19	14	5		17	3	3	19	19	1	5	28.60	10	13.050	
	9	13	9	4		13	3	3	13	13	1	4	48.25	7	12.071	
	10	16	16			16			16	16				11	13.981	
	11	29	19	10		28	4	3	29	28	1	8	57.37	12	11.166	

<sup>1</sup>For renter - occupied dwelling units and vacant nonseasonal not dilapidated units, for rent.  
<sup>2</sup>For owner - occupied dwelling units and vacant nonseasonal not dilapidated units, for sale only.



Table 3.—CHARACTERISTICS OF HOUSING FOR CENSUS TRACTS, BY BLOCKS: 1950—Con.

Census tract	Block	All dwelling units by occupancy and tenure					All dwelling units by condition and plumbing facilities			Occupied dwelling units			Contract monthly rent <sup>1</sup>		Value <sup>2</sup> of one-dwelling-unit structures		
		Total	Owner occupied	Renter occupied	Vacant non-seasonal not dilap., for rent or sale	Other vacant and non-resident	Number reporting	No private bath or dilap.	No running water or dilap.	Total	Persons per room		Number reporting	Average monthly rent (dollars)	Number reporting	Average value (dollars)	
											Number reporting	1.51 or more					Occupied by non-white
726	12	22	13	6	1	2	22	5	3	19	19		6	25.83	9	10,611	
	13	22	17	8			9			9	9		2		6	13,686	
	14	22	14	8			22			22	22		8	52.00	10	12,070	
	15	19	11	8			18	2	2	19	18	1	7	42.42	4	10,375	
	16	11	7	4			11	7	6	11	11		4	65.00	5	11,220	
	17	4	4				4			4	4				4	10,875	
	18	4	4				4			4	4				4	13,250	
	19	12	9	3			12		2	12	12	1	3	46.66	7	11,214	
	20	19	14	4	1		19			18	18		3	43.33	14	11,964	
	21	12	11	1			12			12	12		1		10	11,750	
	22	17	13		1	3	17			13	13				13	11,269	
	23	15	14	1			15			15	15		1		13	12,069	
	24	13	12				13	1	1	13	13		1		10	11,175	
	25	28	27	1			27			28	27				8	12,411	
	26	13	9	1	2	1	13			10	10		1		12	13,587	
	27	13	12			1	13			12	12				17	12,875	
	28	20	18	2			20			20	20		2		13	12,835	
	29	15	13				15			15	15		2		7	11,953	
	30	17	11	6			17	3		17	17	2	6	33.83	7	11,285	
	31	15	13	2			15			13	13		1		11	13,000	
	32	12	8	4			10	1	1	12	12		4	36.75	4	9,000	
	34	5	3	2			5			5	5		2		3	12,366	
	35	13	9	3	1		13			12	12		3	28.66	6	8,166	
	36	13	11	1	1	1	13			11	11				12	12,525	
	37	13	8	4			8	1	1	8	8				3	10,287	
	38	13	11	1			13	3		11	11				12	9,166	
	39	12	11	1	1	1	12		1	11	11		3	42.33	7	12,508	
	40	12	8	3			12			8	8				1	10,871	
	41	9	8	1		1	9			9	9				18	10,655	
	42	20	17	1	2		20			18	18		1			11	12,200
	43	13	10		1	2	13			10	10				11	9,436	
	44	11	11		1		11		1	11	11				28	11,284	
	45	28	27		1		28			27	27				10	11,930	
	46	15	10	3	4	1	15			10	10				12	12,416	
	47	16	13	3			16			16	16		3	33.33	1		
	48	4	3	1			4	1	1	4	4	1	1				
	49	3	3	2			3			3	3		2				
	50	6	6				6			6	6				6	10,500	
	51	6	1	5		3	6			1	1				2		
	52	5	3	2			5			5	5		6	37.66	1		
	53	11	4	7			11	1	1	11	11				2		
	54	10	5	5			10	2		10	10	2	5	22.60	3	6,666	
	55	4	3	1			4			4	4				2		
	56	4	3	1			4	1	1	4	4		1		1		
	57	4	3	1			4	1	1	4	4		1		1		
	58	3	3				3			3	3				1		
	727	1	19	15	3	1	19		1	18	18	1	3	28.33	14	11,428	
		2	22	19	3		22	1	1	22	22	1	3	35.00	15	12,166	
		3	23	23			23			23	23	2			23	11,426	
		4	31	27	4		31	3	3	31	31	2	3	41.66	25	10,020	
5		14	14			14			14	14				12	10,950		
6		30	22	8		30			32	32	1	2		30	12,000		
7		23	23			23			24	24				22	11,727		
8		21	21	1	1	21		1	24	24	1	1	3	27.66	19	11,473	
9		11	9	4			11		1	9	9		3	38.33	9	10,888	
10		3	3				3			3	3				1		
11		5	5				5			5	5				5	10,300	
12		9	9		1		9			9	9	1	3	23.33	5	9,300	
13		9	9		3		9			9	9		4	30.00	7	7,500	
14		6	6				6			6	6				4		
15		4	4				4			4	4				6	10,450	
16		8	8				8			8	8				6	10,166	
17		9	9				9			9	9		1		1	10,514	
18	20	19	1			20			20	20	1	1	23.33	14	9,333		
19	8	8				8		2	8	8		3	35.53	3	8,962		
20	25	11	14			25		6	25	25	1	13		8			
21	18	14	4			17		4	18	18		4	28.00	9	10,888		
22	7	7				7			7	7				5	10,300		
23	11	10	1			11		1	11	11				10	12,700		
24	27	26	1			27			27	27		1		1	13,248		
25	31	31				31			31	31				3	12,654		
26	35	35				35			35	35				3	11,523		
27	34	34				34			34	34				3	12,722		
28	33	33				33		1	33	33		1		3	12,550		
29	33	33				33			33	33		1		4	11,531		
30	29	29				29			28	28		4	33.25	2	11,545		
31	31	31		1		31			30	30		12	31.41	15	10,466		
32	12	12				12			12	12		6	36.66	1			
33	6	6				6			6	6				6	13,166		
34	10	10		1		10		1	10	10		1		9	10,777		
35	18	15	3			18		1	18	18		2		12	12,708		

<sup>1</sup>For renter - occupied dwelling units and vacant nonseasonal not dilapidated units, for rent.  
<sup>2</sup>For owner - occupied dwelling units and vacant nonseasonal not dilapidated units, for sale only.

HOUSING—BLOCK STATISTICS

Table 3.—CHARACTERISTICS OF HOUSING FOR CENSUS TRACTS, BY BLOCKS: 1950—Con.

Census tract	Block	All dwelling units by occupancy and tenure					All dwelling units by condition and plumbing facilities			Occupied dwelling units			Contract monthly rent <sup>1</sup>		Value <sup>2</sup> of one-dwelling-unit structures		
		Total	Owner occupied	Renter occupied	Vacant non-seasonal not dilap., for rent or sale	Other vacant and non-resident	Number reporting	No private bath or dilap.	No running water or dilap.	Total	Persons per room		Number reporting	Average monthly rent (dollars)	Number reporting	Average value (dollars)	
											Number reporting	1.51 or more					Occupied by non-white
727	38	11	11						11	11					9	12,111	
	39	20	18	2					20	20			2		14	10,964	
	40	10	10					1	10	10					9	13,222	
	41	32	25	6	1				31	29			4	50.00	25	11,068	
	42	25	20	5					25	25			5	38.00	17	11,794	
	43	4	2	2					4	4			2		2		
	44	18	17	1					18	18			1		16	11,106	
	45	20	10	9		1			19	19			9	27.22	7	11,500	
	46	9	8	1					9	9			1		7	10,285	
	47	17	13	4					17	17			4	55.00	11	9,845	
	48	14	12	2					14	14			2		10	10,500	
	49	7	7						7	7					7	11,571	
	50	14	11	3					14	14	1		3	55.00	8	9,000	
	51	6	1	5		2			6	6			5	32.00	1		
	52	3		3					3	3			3	40.00	1		
	53	10	6	4					10	10			4	59.25	3	11,333	
	54	7	4	3					7	7			3	64.00	3	14,000	
	55	4	4						4	4			2		3		
	56	12	9	3				1	12	12			3	34.00	7	8,042	
	57	4	3	1					4	4			1		3	13,500	
	58	12	3	9					12	12			9	70.77	1		
	59	48	34	13		1			47	47	1		12	55.00	29	11,993	
	60	22	18	4					22	22			4	27.50	17	11,176	
	728	1	3	2	1				3	3					1		
		2	3	3					3	3					2		
		3	4	4					4	4					3		8,666
		4	3	2	1				3	3					2		
		5	3	3					3	3					1		
		6	3	3					3	3					1		9,125
		7	12	3	9		1			12	12			2	62.00	3	14,500
		8	3	3						3	3					5	10,200
		9	3	3						3	3					3	12,833
		10	3	3						3	3					1	
		11	2		2					2	2					2	
		12	9	8	1					9	9					7	12,928
		13	6	4	2					6	6		1			3	13,333
		14	6	5	1					6	6					5	14,000
		15	6	6						6	6					6	18,833
		16	4	3	1					4	4					2	
		17	4	3	1					4	4		1			2	
		18	2	2						2	2					2	
		19	3	3						3	3					3	12,833
		20	6	6			1			6	6					6	12,166
		21	6	6						6	6					4	11,750
		22	9	8	1					9	9					8	9,437
		23	7	6	1		1			7	7					5	12,600
		24	6	4	2					6	6					4	12,750
		25	11	11						11	11					1	
		26	11	11						11	11					1	
		27	11	11						11	11					1	
		28	8	4	4					8	8					4	30.75
		29	17	10	7					17	17					3	40.00
		30	1	1						1	1					1	
		32	3	2	1					3	3					1	
		33	3	3						3	3					1	
		35	4	1	3					4	3					2	
		36	4	2	2		1			4	3					1	
		37	2	2						2	2					1	
		38	2	2						2	2					1	
		39	3	2	1					3	3					1	
40		7	7						7	7					3	29.33	
41		7	6	1					7	7					1		
42		5	5						5	5					1		
43		4	4						4	4		1			2		
44		1	1						1	1					1		
45		5	5			1			5	5					1		
46		6	6						6	6					1		
47		6	6						6	6					3	7,933	
48		6	6						6	6					1		
49		6	6						6	6					1		
50		6	6						6	6					1		
51		6	6						6	6					1		
52		7	7						7	7					7	10,571	
55		3	3						3	3					3	7,000	
56		3	3						3	3		1			1		
57		3	3						3	3					1		
58		3	3						3	3					1		
59		1	1						1	1					2		
61		7	5	2					7	7					1		
62		3	2	1					3	3		1			1		
729		1	15	11	4				15	15					6	9,750	
		2	12	8	4				12	12		1			5	10,600	

<sup>1</sup>For renter - occupied dwelling units and vacant nonseasonal not dilapidated units, for rent.  
<sup>2</sup>For owner - occupied dwelling units and vacant nonseasonal not dilapidated units, for sale only.

Table 3.—CHARACTERISTICS OF HOUSING FOR CENSUS TRACTS, BY BLOCKS: 1950—Con.

Census tract	Block	All dwelling units by occupancy and tenure					All dwelling units by condition and plumbing facilities			Occupied dwelling units			Contract monthly rent <sup>1</sup>		Value <sup>2</sup> of one-dwelling-unit structures		
		Total	Owner occupied	Renter occupied	Vacant non-seasonal not dilap., for rent or sale	Other vacant and non-resident	Number reporting	No private bath or dilap.	No running water or dilap.	Total	Persons per room		Occupied by non-white	Number reporting	Average monthly rent (dollars)	Number reporting	Average value (dollars)
											Number reporting	1.51 or more					
729	3	19	12	7					19	19	1		7	30.14	5	6,800	
	4	14	10	4				14	14	1		3	22.66	7	8,714		
	5	6	5	1				6	6	1		1		3	12,500		
	6	12	9	3				12	12	2		3	48.33	7	10,714		
	7	12	9	3				12	12	2		2		7	11,571		
	8	23	22	1	1			23	22	2		2		21	11,238		
	9	24	21	3				24	24	2		2		17	10,205		
	10	33	25	8				33	33	7		7	23.57	17	9,941		
	11	26	18	7		1		26	25	4		4	31.00	14	10,857		
	12	21	12	9				21	21	7	1	7	28.28	7	11,571		
	13	35	18	17				35	35	16	1	16	27.62	8	11,625		
	14	31	16	15				31	30	14	2	14	31.21	5	9,400		
	15	19	14	5				19	19	5		5	26.80	9	10,666		
	16	12	8	4				12	12	4		4	22.25	5	11,600		
	17	13	10	3				13	13	3	1	3	28.33	7	8,428		
	18	16	8	8				16	15	8	1	8	33.00	1			
	19	10	7	3				10	9	2	2	2		4	8,875		
	20	1						1		1		1					
	22	4	3	1				4	4	2		2					
	24	1						1		1		1					
	27	5	3	2				5	5	3	1	3	24.33	1			
	28	8	4	4				8	8	3		3	28.33	2			
	29	9	4	5				9	9	3	1	3		3	9,000		
	30	3	3					3	3	2	2	2		7	12,714		
	31	15	10	4		1		15	14	8	1	8	26.75	6	12,714		
	32	21	11	10				20	21	4	1	4	40.62	2	11,333		
	33	11	7	4				11	11	4		4	27.00	2			
	34	13	9	4				13	13	3	1	3	37.33	4	9,175		
	35	4	3	1				4	2	1		1		2			
	37	2						2									
	38	8	6	2				8	8	1		1		4	7,500		
	730	2	1					1									
	731	1	10	7	3			7	7	10	7		1	3	93.33	6	12,333
		2	8	5	1			8	6	6	6		3		6	13,020	
		3	6	6				6	6	6	2		6		6	12,666	
		4	14	14				14	14	14	3		14		3	13,571	
5		3	3				3	3	3	3		13		3	13,333		
6		13	13				13	13	13	10		10		5	12,423		
7		10	10				10	10	10	5		5		5	12,130		
8		6	5			1	6	5	5	5		5		5	12,060		
11		2						2									
732	2	16	9	7			15	1	16	16		7	25.00	3	9,000		
	3	14	7	7			14	2	14	14		7	36.71	6	11,833		
	4	11	7	4			11	2	11	11		3	55.66	3	10,000		
	5	28	11	17			28	1	28	28		16	44.43	6	12,333		
	6	32	18	14			32	1	32	32		13	42.53	10	10,850		
	7	23	16	7			23	1	23	23		6	35.00	11	9,136		
	8	1					1		5	5		3	45.00	1			
	9	5	2	3			5	3	5	9	1	4	29.50	3	5,500		
	10	10	4	5		1	9	3	3	3		1		1			
	11	3	2	1			3		3	3		1					
	13	13	8	5			13		13	13		5	39.60	6	6,833		
	14	23	17	6			21		23	22		6	26.33	10	6,400		
	734	1	17		16		1	15	4	4	16	16	6				
		3	1					1									
5		2															
6		8	4	4			8		8	8	1	4	25.50	1	8,460		
7		16	9	7			16		16	16		7	25.00	5	8,460		
8		20	16	4			20		20	20	1	4	32.00	12	9,250		
9		27	20	5		2	26		25	25	1	4	26.50	17	14,441		
11		21	13	8			21	1	21	21	1	8	32.37	8	9,850		
12		38	20	18			37		38	38	1	16	30.93	7	9,771		
13		18	14	4			18		18	18	1	4	21.50	8	9,250		
14		5	3	2			5	1	5	5		2		3	9,666		
15		1					1		1	1							
735		1	1					1									
		2	17	11	6			17		17	17	1	5	43.00	6	12,583	
		3	35	22	13			35		35	35		13	34.00	11	9,863	
	4	38	31	7			38		38	38		6	39.66	24	13,483		
	5	55	29	26			55		55	55		23	35.13	9	10,222		
	6	58	26	30		1	57		57	57	1	30	32.00	4	11,725		
	7	30	15	15			30		30	30		13	41.23	2			
	8	36	18	18			36		36	36		17	33.52	8	12,000		
	9	34	14	19			34		34	33		19	30.63	1			
	10	68	31	35		1	67		66	66		33	26.54	6	10,916		

<sup>1</sup>For renter - occupied dwelling units and vacant nonseasonal not dilapidated units, for rent.  
<sup>2</sup>For owner - occupied dwelling units and vacant nonseasonal not dilapidated units, for sale only.

HOUSING—BLOCK STATISTICS

Table 3.—CHARACTERISTICS OF HOUSING FOR CENSUS TRACTS, BY BLOCKS: 1950—Con.

Census tract	Block	All dwelling units by occupancy and tenure					All dwelling units by condition and plumbing facilities			Occupied dwelling units			Contract monthly rent <sup>1</sup>		Value <sup>2</sup> of one-dwelling-unit structures		
		Total	Owner occupied	Renter occupied	Vacant non-seasonal not dilap., for rent or sale	Other vacant and non-resident	Number reporting	No private bath or dilap.	No running water or dilap.	Total	Persons per room		Occupied by non-white	Number reporting	Average monthly rent (dollars)	Number reporting	Average value (dollars)
											Number reporting	1.51 or more					
735	11	13	11	2		13			13	13			2		10	13500	
	12	7	7			9	1		9	9			2		1		
	13	37	22	15		35			37	37			13	3007	15	8600	
	16	46	29	16		46		1	45	45	1		15	3153	11	9636	
736	4	15	11	4		14	5	3	15	14			3	2266	5	8600	
	5	50	4	1		5	1		5	5			1		4	9750	
	6	20	16	4		20			20	20			4	2525	10	10300	
	7	12	10	2		12	1	1	12	12			2		10	10450	
	8	14	13	1		13			13	13	1		1		12	8933	
	9	100	100			13	1		14	13			3	2666	8	12375	
	10	30	10	3		30			30	30			9	4133	12	13915	
	11	19	15	3		19		1	18	18			3	2200	12	10333	
	12	13	11	2		13	2	2	13	13	2		1		9	8666	
	13	20	13	4		20	2	2	17	17	1		4	3950	8	11312	
	14	27	12	15		27			27	27			15	4286	5	8400	
	15	37	26	8	1	35	1	1	34	34	1		9	4388	21	11285	
	16	13	9	4		13	1		13	13			4	3450	7	12285	
	737	1	26	12	14		26	3	1	26	24	1		12	4900	4	12000
		2	50	23	27		50	3		50	49	3		20	3185	11	12909
		3	61	29	32		60	2		61	61	3		28	3371	6	11333
4		44	16	28		42	2		44	42			16	3443	14	12642	
5		58	24	34		58	4		58	58			24	3454	16	12125	
6		48	20	28		44	4		48	47	4		20	3350	15	9766	
7		69	35	34		68	4	2	69	68			31	3412	14	12892	
8		17	7	10		16			16	16	1		6	3566	3	12000	
9		54	28	26		54	5	3	54	54	1		24	3816	12	12925	
10		22	10	12		22	2	3	22	22	1		11	3090	5	11700	
11		30	26	4		29	2	1	30	29			3	3166	20	13225	
12		20	15	5		20			20	20			5	4720	9	11888	
13		40	19	21		39			40	40	2		9	3422	21	12952	
14		23	14	9		23			23	21			8	3337	6	13500	
15		31	17	13		31	1		30	30	2		10	2880	8	11712	
16		21	14	7		21		1	21	19	2		4	3050	11	11072	
17		18	10	8		17			18	18	2		8	3837	3	12566	
18		44	22	22		44		1	43	43	1		21	3947	7	12142	
19		32	16	16		27			32	32			15	2853	6	10833	
20		51	28	23		49	3	3	51	50	1		19	3468	15	10993	
21		43	26	17		41	4	2	43	43	1		16	3293	7	9571	
22		36	26	10		35			36	36	1		10	3610	17	9823	
23		29	19	10		29			29	28	1		9	3500	12	10875	
24		47	23	24	1	47	1	1	47	47	3		28	3414	12	10041	
25		58	28	29		57	4	2	57	56	1		22	3750	7	9928	
26		48	32	16		47	3	2	47	45	1		22	3729	12	12291	
27		65	32	32		62	3		64	64	3		27	3729	12	12291	
28		17	17	0		38	4		37	37	3		19	3884	2		
29		51	32	19		50			51	51	1		15	3460	21	11523	
30		20	14	6		20	1		20	19			6	5033	6	12750	
31		64	33	31		63	2		64	64	2		28	3242	13	11769	
32		19	9	10		19			19	19	1		10	4060	6	11083	
33		32	16	15		30	1	1	31	31			15	3333	7	11142	
738	1	2															
	2	1															
	3	1															
	4	5	3	2		5	1		5	5			2				
	7	14	6	8		14	2		14	13			6	3050	1		
	8	18	9	9		18	2		18	18			8	3375	6	9466	
	9	26	12	14		26	10	8	26	26	1		14	2828	4	9000	
	10	27	21	6		26	1		27	26	1		6	5000	13	11338	
	11	42	24	18		42	1	2	42	42	2		18	3422	11	8909	
	12	18	14	4		15			18	18			4	2950	9	11833	
	13	32	18	14		32	7	5	32	32	2		14	3078	12	7166	
	15	7	2	5		7	1		7	7			5	3720	1		
	16	11	4	7		11	6	3	11	11			7	2457	1		
	17	11	6	5		11	5	5	11	11			5	2620	2		
	18	13	6	7		11	5	5	13	13	1		7	3100	2		
	19	27	19	8		27	4	4	27	27	3		8	2612	13	8846	
20	24	16	8		24	3	1	24	24			8	2787	8	8425		
21	24	15	9		24	2		24	23			7	2828	13	8384		
22	3	2	1		3			3	3			1		1			
739	2	51	26	25		51	6	3	51	51	1		24	3091	9	8888	
	3	42	19	23		42	7	1	42	41	3		23	3578	8	10125	
	4	18	8	10		17			18	18	1		10	3340	5	8400	
	5	62	30	32		61	3	3	62	62			32	3315	14	6857	
	6	35	21	14		34	9	9	35	35	1		14	3035	11	9500	
	8	3	2	1		3			3	3			1		2		
	9	22	11	11		21	2	2	22	22	1		1		4	5500	
	10	51	23	28		48	8	2	51	50	1		11	2245	4	7680	
	11	30	18	12		29	5	2	30	29	1		24	2962	10	7680	
	12	30	18	12		29	5	2	30	29	1		10	4120	9	7222	

<sup>1</sup>For renter - occupied dwelling units and vacant nonseasonal not dilapidated units, for rent.  
<sup>2</sup>For owner - occupied dwelling units and vacant nonseasonal not dilapidated units, for sale only.

Table 3.—CHARACTERISTICS OF HOUSING FOR CENSUS TRACTS, BY BLOCKS: 1950—Con.

Census tract	Block	All dwelling units by occupancy and tenure					All dwelling units by condition and plumbing facilities			Occupied dwelling units			Contract monthly rent <sup>1</sup>		Value <sup>2</sup> of one-dwelling-unit structures	
		Total	Owner occupied	Renter occupied	Vacant non-seasonal not dilap., for rent or sale	Other vacant and non-resident	Number reporting	No private bath or dilap.	No running water or dilap.	Persons per room		Occupied by non-white	Number reporting	Average monthly rent (dollars)	Number reporting	Average value (dollars)
										Number reporting	1.51 or more					
739	14	7	2	5		7			7	7		5	272.20	1		
	15	56	28	30	1	54	14	9	55	54		22	288.86	11	6,454	
	17	57	35	22	1	57	11	5	55	55		22	289.53	21	5,647	
	18	17	7	15		17	5		17	17		22	322.46	1		
	19	32	7	24		31	11	3	31	31	3	22	340.4	3	9,000	
	20	32	3	22	1	5	5		5	5		22	352.4	7	7,071	
	21	55	20	38		58	9		58	57		33	477.73	3	7,333	
	22	29	13	16	1	29	10		29	29		15	288.88	3	4,916	
	23	22	18	33	1	50	9		51	51	5	34	276.60	6		
	24	6	1	5		6			6	6		5				
740	25	10	5	5	1	9	1	1	10	9		5	37.00	3	6,000	
	26	92	34	60	1	95	9	5	94	92	3	60	265.1	18	6,111	
	27	56	27	28	1	55	4	2	55	54		27	309.6	8	6,225	
	1	54	45	8	1	54	7	5	53	53	1	8	31.00	41	7,317	
	2	22	49	13		22	3	3	22	22	1	12	38.16	37	7,657	
	3	11	11	9	1	21			20	20		9	378.8	5	6,600	
	5	11				11			11	11	1	11	242.7	5	4,900	
	6	11				11			11	11	1	9	348.8	7	5,500	
	7	12	11	11		23	12	7	23	23		5	296.0	15	4,500	
	8	22	11	11		26	6	6	26	26		3	287.5	14	5,988	
9	26	21	5		26			26	26		3	266.5	9	4,788		
14	99	30	38	1	69			68	68	2	37	287.5	14	5,988		
15	41	18	23		40			41	41	1	23	266.5	9	4,788		
741	16	48	27	20	1	48			47	47	1	17	230.0	14	6,250	
	17	20	22	5		20	18	14	20	20	1	16	313.1	5	7,700	
	18	22	22	4		22	5		22	22		11	264.5	4	5,125	
	19	22	22	4		22	5		22	22		11	264.5	4	5,125	
	20	22	22	4		22	5		22	22		11	264.5	4	5,125	
	21	22	22	4		22	5		22	22		11	264.5	4	5,125	
	22	22	22	4		22	5		22	22		11	264.5	4	5,125	
	23	22	22	4		22	5		22	22		11	264.5	4	5,125	
	24	22	22	4		22	5		22	22		11	264.5	4	5,125	
	742	1	10	6	4		10	4	4	10	10	1	4	425.0	4	4,125
4		19	17	2		17	1		18	17		2	168.7	1		
5		33	33	1		32	1		33	31	1	12	168.7	1		
6		44	44	1		43	1		43	43	1	22	200.8	4	6,125	
7		47	45	2		46	1	13	46	46	3	22	200.8	3	4,600	
8		76	76	4	1	76	22	9	76	76	1	11	171.8	5	10,166	
9		84	84	6		84	42	32	84	84	16	61	292.25	9	5,388	
10		38	38	20		38	7	3	38	38	1	18	207.5	5	6,700	
11		40	40	19		40	9	1	40	40		18	277.7	5	6,800	
12		14	9	5		14	1	1	14	14	1	5	195.0	14	7,228	
743	13	47	27	20		47	13	4	47	47	4	19	224.2	7	6,642	
	14	70	38	38	3	70	23	13	66	65	3	39	232.8	7	4,642	
	15	28	12	16		28	6		28	28		15	259.3	5	5,900	
	1	1				1			1	1		1		22	13,704	
	3	25	23	2		24	1		25	25	1	2		16	9,937	
	4	22	11	11		22			22	22		1		18	12,750	
	6	20	19	1		20			20	20		2	3,400	12	13,458	
	7	55	33	22	1	55	2	2	52	52	1	20	345.1	1		
	8	66	33	33		66	3	7	65	65		3	345.1	1		
	9	64	33	31		64	3	2	61	61	1	4	391.4	1		
10	39	14	25	2	38	4	2	38	37	1	19	415.2	1			
11	31	10	20		31	2	1	30	30	1	18	392.3	1			
12	27	10	17		26	2	2	27	27	2	17	477.6	8	12,300		
744	13	27	18	9		27			27	27	1	7	447.1	16	12,156	
	14	57	35	22	1	57	1		57	57	1	34	450.0	14	11,607	
	15	37	21	16	2	37	3		36	36	1	14	338.1	3	6,666	
	16	45	21	24	2	45	3		42	42	2	19	283.6	9	7,555	
	1	44	16	28		44			44	44	1	28	386.4	2		
	2	53	19	34		53			53	53	2	34	356.7	3	15,666	
	3	109	47	61	1	108	8	1	108	108	2	59	429.0	4	9,375	
	4	71	35	35	1	69	2		70	70	2	31	381.9	11	16,181	
	5	19	9	10		19	2		19	19	2	10	335.0	3	9,000	
	6	33	14	19		32	4	2	32	32	1	10	378.0	10	11,550	
10	25	14	11		25	4	2	24	24		2		1			
11	43	28	15		43	17	4	43	43		2	363.6	1	5,250		
12	43	28	15		43	17	4	43	43		2	363.6	1	5,250		
745	13	60	28	31	1	59	1	1	59	59	1	28	328.9	8	5,500	
	14	54	23	31		54			54	54		23	354.6	5	9,200	
	15	33	14	19		33	1		33	33		18	338.8	1		
	1	63	28	34		63	1		62	62		34	297.3	13	6,538	
	2	69	34	35		69	2		69	69		34	289.7	11	9,727	
	4	70	27	43		68	5	1	70	70	1	40	284.7	9	7,500	

<sup>1</sup>For renter - occupied dwelling units and vacant nonseasonal not dilapidated units, for rent.  
<sup>2</sup>For owner - occupied dwelling units and vacant nonseasonal not dilapidated units, for sale only.

HOUSING—BLOCK STATISTICS

Table 3.—CHARACTERISTICS OF HOUSING FOR CENSUS TRACTS, BY BLOCKS: 1950—Con.

Census tract	Block	All dwelling units by occupancy and tenure					All dwelling units by condition and plumbing facilities			Occupied dwelling units			Contract monthly rent <sup>1</sup>		Value <sup>2</sup> of one-dwelling-unit structures		
		Total	Owner occupied	Renter occupied	Vacant non-seasonal not dilap., for rent or sale	Other vacant and non-resident	Number reporting	No private bath or dilap.	No running water or dilap.	Total	Persons per room		Number reporting	Average monthly rent (dollars)	Number reporting	Average value (dollars)	
											Number reporting	1.51 or more					Occupied by non-white
745	5	57	29	28					57	57	1						
	6	113	39	73		1	57	2	110	15	1	57	270	414.88	6	8,250	
	7	67	33	34					67	67	1		34	29.47	7	7,856	
	8	49	30	19					48	47			17	30.44	16	17,214	
	9	81	33	48					81	79	1		47	75.44	7	7,714	
	10	68	21	47					66	68	1		47	75.44	3	13,333	
	11	91	39	52					90	90	4		50	28.01	10	8,420	
	12	69	31	37			1		69	68	2		37	28.81	9	7,388	
	13	62	27	33			2		62	60			32	29.62	5	9,100	
	14	22	12	10					21	22	3		10	30.70	4	13,125	
	15	95	40	54			1		94	93	4		51	274.16	2		
	16	58	26	32					55	58	1		34	251.68	1		
	17	81	28	53					79	81	2		49	284.88	1		
	18	95	37	56			2		95	93	2		55	302.00	1		
	19	66	48	57			1		104	105	1		42	295.00	1		
	20	42	13	28					42	41			13	317.44	2		
	21	99	35	63			1		95	98	2		66	287.00	1		
	22	32	10	21					31	31			30	44.94	4		
	23	73	34	38			1		72	72			38	303.00	4	8,750	
	24	51	23	27			1		49	50	1		28	430.30	7	11,214	
	25	63	30	31			2		63	61			30	388.30	11	8,954	
	26	30	6	24					29	30	1		23	483.00	4		
	27	65	35	30					65	64	1		29	392.44	17	9,600	
	28	52	21	31					52	52	3		29	350.60	4	11,000	
	29	37	16	20			1		36	35			19	392.10	3	10,833	
	30	9	3	6					9	9			5	450.00			
	31	39	14	24			1		39	38			23	287.73			
	32	78	31	47					78	77	1		45	266.82			
	33	81	31	49			1		81	80			48	305.50			
	34	16	5	10			1		15	15	1		10	291.10	2		
	35	3							3	3			1		1		
	36	48	22	26					47	48			24	360.00	1	8,800	
	37	58	29	28			1		58	57	3		28	322.55	5	9,428	
	38	65	34	31					64	65			31	325.10	7	9,000	
	39	75	30	45					75	75	1		45	351.10	8	8,750	
	40	1							1	1			1		4		
	41	89	38	48			1		87	86	2		47	235.70	9	6,000	
	42	61	28	33			2		61	61			30	278.66	4	6,125	
	43	94	33	61					94	94	2		56	334.46	1		
	44	69	37	32					68	69	1		32	305.90	7	10,357	
	45	86	38	47			1		85	85	4		47	283.40	3	7,333	
	46	90	34	54			2		90	88			49	303.35			
	47	77	37	40					76	77	1		39	300.07	6	5,750	
	48	61	25	36					61	61	2		33	311.15	5	9,700	
	49	46	19	27					46	46	1		26	331.19	10	10,800	
	50	46							46	46	1		26	331.19			
	746	1	83	32	50		1		83	82	4		50	290.06	3	6,666	
		2	34	14	20				34	34	2		14	262.66	2		
		3	92	31	61			1		91	91	2		50	281.40	2	
		4	83	31	52					82	82	3		51	295.66	2	
5		90	36	54			1		89	89			56	281.17	2		
6		87	31	56					84	85	2		48	276.66			
7		86	35	51					85	84	3		51	279.90	2		
8		71	35	36					70	71	1		35	285.10	6	5,700	
9		73	30	43			1		72	73	3		41	312.26	1		
10		87	34	52					87	86	2		53	313.20	9	6,111	
11		76	35	40			1		76	75			40	330.07	4	6,875	
12		52	29	23					52	52			29	322.03	4	6,625	
13		44	35	9			2		44	43	1		16	296.62	10	6,850	
14		64	35	29					64	61			35	406.62	3	8,000	
15		83	48	35					82	80			43	317.76	5	6,600	
16		81	44	37					79	79	2		48	298.99	5	8,700	
17		58	32	26					58	57	3		30	277.70	3	4,000	
18		55	33	22			1		51	51			27	331.14	6	7,800	
19		65	33	32					61	63			37	328.99	3	4,500	
20		56	17	39					55	56	2		39	277.76			
21	69	36	32			1		69	68	3		31	259.66	7	7,500		
22	61	32	27					60	60	1		24	326.66	7	7,642		
23	69	39	30					69	69			39	263.00	9	8,522		
24	75	35	40					74	75	2		40	260.00	4	8,375		
747	1	3	2	1				2	3			1		1			
	2	65	3	29				65	65	4		1		1			
	3	24	10	14			1		24	24			10	311.19	20	7,790	
	4	30	19	11					30	29			19	330.02	1		
	5	38	14	24					38	38			19	412.26			
	6	11	4	7			3		11	10			4	388.87			
	7	148	50	98					148	147	1		65	333.53	4	9,875	
	8	89	36	53			1		88	86	1		33	326.51	8	8,875	
	9	114	44	70			2		114	113	1		50	341.44	2		
	10	76	32	44			1		76	76	2		42	319.20	6	6,416	
	11	88	41	47			3		87	85	1		41	280.07	9	8,333	
	12	92	36	56					92	92	2		52	312.10	10	7,800	

<sup>1</sup>For renter - occupied dwelling units and vacant nonseasonal not dilapidated units, for rent.  
<sup>2</sup>For owner - occupied dwelling units and vacant nonseasonal not dilapidated units, for sale only.

Table 3.—CHARACTERISTICS OF HOUSING FOR CENSUS TRACTS, BY BLOCKS: 1950—Con.

Census tract	Block	All dwelling units by occupancy and tenure					All dwelling units by condition and plumbing facilities			Occupied dwelling units			Contract monthly rent <sup>1</sup>		Value <sup>2</sup> of one-dwelling-unit structures		
		Total	Owner occupied	Renter occupied	Vacant non-seasonal not dilap., for rent or sale	Other vacant and non-resident	Number reporting	No private bath or dilap.	No running water or dilap.	Total	Persons per room		Occupied by non-white	Number reporting	Average monthly rent (dollars)	Number reporting	Average value (dollars)
											Number reporting	1.51 or more					
747	13	39	17	21		1	38		38	37	1		19	30.36	2		
	14	86	42	44		1	86		86	86	4		43	29.25	6	6.883	
	15	77	33	43	1		77	1	76	76	2		40	27.72	6	9.166	
	16	74	31	43			74		74	74	1		43	30.95	6	8.333	
	17	92	36	54		2	92	1	90	90	1		51	29.39	1		
	18	56	21	35			56	5	56	56	1		34	28.23	1	15.250	
	19	71	29	41		1	71	2	70	70	1		41	31.58	2		
	20	83	36	46		1	82	1	82	82	3		44	33.50	2		
	21	64	30	33	1		63	2	63	63	3		33	31.78	3	9.000	
	748	1	47	28	18	1		45	6	46	45	1	1	15	30.80	13	6.269
2		56	23	33			54	8	56	56			22	27.81	9	6.777	
3		53	28	25			51	3	53	53	4		25	33.56	10	10.650	
4		55	25	30			55	4	55	55	1		29	29.34	8	7.587	
5		141	64	77			141	11	141	141	1		73	30.42	21	8.261	
6		143	79	63			141	15	142	139	4		60	27.16	27	8.277	
7		130	73	55	1	1	130	10	128	128	1	3	53	29.71	32	6.187	
8		72	38	34			72	2	72	71	2		24	34.56	13	6.884	
9		47	21	26			46	1	47	47	2		24	24.00	6		
10		84	33	50		1	83	6	83	82	2		49	24.53	1	6.083	
11		64	32	32			58	4	64	63	3		29	30.31	6	8.666	
12		77	30	47			74	7	77	77	2		44	33.00	5	7.140	
13		86	38	48			85	4	86	86	2		46	30.06	4	9.000	
14		71	35	35		1	71	2	70	70	2		34	32.41	11	9.500	
15		78	35	43			78	3	78	78	1		42	36.95	3	9.333	
16		56	23	32		1	55	5	55	55			33	32.59	1		
17		68	30	37		1	68	5	67	67	3		36	30.88	2		
18		74	33	41			72	2	74	74	3		36	32.15	6	8.166	
19		68	29	39			68	1	68	67	1		35	30.25	3	10.333	
20		82	38	44			81	4	82	82			40	30.00	8	8.125	
749	1	145	60	83	2		144	11	143	143	4		80	30.21	16	7.343	
	2	164	57	104	2	1	164	27	161	161	3		97	29.70	12	6.916	
	3	169	69	100			168	17	169	165	7		98	27.19	9	7.388	
	4	113	53	58		2	112	14	111	111	5		54	26.85	7	7.428	
750	1	31	19	11		1	29		30	29	1		11	41.63	6	8.166	
	2	66	32	34			63	7	66	65	6		31	29.29	5	6.760	
	3	41	21	19		1	39	1	40	39	3		17	28.11	4	10.500	
	4	64	30	34			60	2	64	62	3		31	31.58	7	8.857	
	5	34	14	20			34	2	34	34	1		19	26.84	3	10.333	
	6	10	7	3			10	2	10	10	3		3	31.00	3	5.500	
	7	6	3	3			6	1	6	6	3		3	31.00	3	7.333	
	8	25	15	10			25	5	25	25	2		8	22.12	7	5.642	
751	3	3		3			3		3	3			2				
752	2	1															
	8	1															
	10	1															
	12	20	16	4			20	17	14	20	4		4	21.25	14	5.557	
	14	15	3	12			15	7	12	15	1		11	17.81			
	15	83	34	47		2	81	13	81	80			46	25.36	16	9.643	
	17	19	5	14			19	6	19	19	1		11	21.18	1		
	18	32	13	17		1	30	3	30	29			13	24.69	6	4.500	
	19	41	17	23	1	1	40	3	40	40			22	28.72	8	6.225	
	20	41	20	18		3	38	2	38	37	1		18	26.44	12	5.583	
	21	75	31	44			75	5	75	75	1		43	23.16	4	6.750	
	22	66	24	42			65	22	66	65	6		40	23.32	6	7.500	
	23	28	10	17		2	28	6	27	27	2		16	24.00	2		
	24	109	31	76		2	101	53	47	107	107	7	76	25.40	10	5.100	
	25	36	22	14			35	1	36	36	2		13	30.00	13	10.153	
	26	55	25	30			54	6	55	55	1		26	28.96	8	7.250	
	27	51	23	27		1	50	6	50	50	4		24	29.79	7	8.000	
	28	39	27	12			37	3	39	39	2		12	31.25	18	6.138	
	29	53	26	27			52	12	53	52	1		27	29.51	11	9.181	
	30	38	20	18			38	10	38	38	7		18	29.72	6	7.083	
31	81	34	47			76	9	81	81	4		47	27.87	10	6.800		
32	51	33	16		2	51	2	49	49			14	28.50	18	7.138		
33	52	31	21			49	1	52	51	1		21	38.71	16	7.862		
34	41	21	19			39	3	40	40			18	29.05	8	8.625		
35	66	33	31		2	65	9	64	63			31	31.29	17	7.205		
753	1	3	1	2			3	2	3	3	3		2	30.00	6	5.000	
	2	41	17	22		2	40	7	39	39			18	21.57	4	6.700	
	3	30	15	14		1	30	3	29	29			14	17.66	3	6.500	
	4	25	7	16		1	24	14	23	23			15				
754	3	45	18	26		1	45	18	44	44			23	21.78	4	5.375	

<sup>1</sup>For renter-occupied dwelling units and vacant nonseasonal not dilapidated units, for rent.  
<sup>2</sup>For owner-occupied dwelling units and vacant nonseasonal not dilapidated units, for sale only.

HOUSING—BLOCK STATISTICS

Table 3.—CHARACTERISTICS OF HOUSING FOR CENSUS TRACTS, BY BLOCKS: 1950—Con.

Census tract	Block	All dwelling units by occupancy and tenure					All dwelling units by condition and plumbing facilities			Occupied dwelling units			Contract monthly rent <sup>1</sup>		Value <sup>2</sup> of one-dwelling-unit structures	
		Total	Owner occupied	Renter occupied	Vacant non-seasonal not dilap., for rent or sale	Other vacant and non-resident	Number reporting	No private bath or dilap.	No running water or dilap.	Total	Persons per room		Number reporting	Average monthly rent (dollars)	Number reporting	Average value (dollars)
											Number reporting	1.51 or more				
754	4	56	24	30	2	56	21		54	54	2	30	22.06	8	6500	
	5	60	22	38		60	10	1	60	60		38	24.73	8	5250	
	6	38	17	20	1	38	5		37	37	1	21	32.00	9	9200	
	7	97	38	59		96	38		97	96	1	57	20.80	9	5550	
	8	103	43	57	3	102	28	2	100	99	2	58	22.56	9	5386	
	9	112	40	71	1	111	42	2	111	111	1	69	21.20	3	5216	
	10	76	30	46		76	23	6	76	76	3	44	20.52	3	7333	
	11	41	15	26		41	6	1	41	41		23	28.08			
	12	55	18	36	1	55	27	2	54	54	4	36	19.02	1	1902	
	13	101	40	59		101	33	1	99	99	4	58	20.91	8	6600	
	14															
	15	111	38	70		108	50		108	108	3	69	19.13	6	4300	
	16	58	28	28		57	25		57	57		25	21.12	2	2112	
	17	81	22	57		81	31	2	79	79	2	54	18.11	2	2222	
	18	66	24	42		66	34	4	66	66	2	41	17.92	4	5375	
	755	1	75	23	50		74	40	36	73	71	6	49	20.06	6	5750
		2	70	33	33		70	1		70	67	2	33	32.63	12	7000
		3	56	27	27		55	1	1	54	54		27	22.37	7	5571
		4	63	28	67		94	2	1	95	94	2	65	26.87	5	5400
5		89	43	20		63			63	62	2	19	35.15	29	6844	
6		110	38	51		89	1		89	89		47	22.80	11	9116	
7		80	42	66	1	110	4		108	108	1	65	22.49	12	7166	
8		88	38	41		79	14	4	79	78	2	37	22.27	13	8807	
9		88	33	52	1	82	23	4	85	81	2	47	24.74	11	7500	
10		84	32	49	2	83	15	3	81	81	2	48	25.85	9	8944	
11																
12		107	39	66		105	35	4	105	105	3	61	21.81	2	2181	
13		85	47	47		82	10		85	85		45	28.15	4	2815	
14		75	34	41		75	1		75	75	1	38	36.73	5	7500	
15		55	28	30		55	3		55	55		30	40.96	1	4096	
16		42	17	24		40	2	2	41	41		23	29.34	2	2934	
17		80	31	48		79	27		79	79	4	46	18.36	9	5722	
18		65	34	31		63	18		65	65	4	29	21.58	15	5920	
756		1	56	34	22		53	7	1	56	56	1	20	26.15	21	7095
	2	46	21	25		46	2		46	45	1	22	58.72	8	11500	
	3	52	13	39		52			52	52	2	37	37.10	4	9125	
	4	26	2	24		26			26	26	2	24	38.66			
	5	78	35	36	1	72	2		71	71	2	22	39.86	4	8375	
	6	78	31	46		77	2	1	77	76	2	29	33.93	13	9784	
	7	53	21	32		52	9	3	53	50	1	42	36.95	2	3695	
	8											29	27.10	5	10100	
757	2	12	7	5		12	5		12	12	2	4	37.50	5	8200	
	3	45	16	29		45	1		45	45		29	34.82	2		
	4	44	15	7		44	1		44	44		28	37.85	6	8000	
	5	12	5			12	1		12	12	1	7	49.28	3	7000	
	6	1				1			1	1						
	7	95	43	52		95	6		95	95	5	51	38.66	13	8500	
758	2	74	38	34	1	74	9		72	72	3	34	23.29	21	7047	
	3	8	5	2		8	1	1	7	7		2		1		
	4	24	13	11		23			24	23	2	11	26.00	7	7500	
	5	51	28	23		49	3		51	51	1	22	26.22	14	7892	
	6	66	43	23		66			65	65		21	33.23	23	6086	
	7	76	44	25		76	1		73	73	1	22	21.81	26	5530	
	8	48	22	25	1	48	1		51	51		19	21.52	19	7868	
	9	29	11	12		23	2	1	23	23		12	29.50	5	9200	
	10	63	41	26		67			67	66	1	24	27.95	20	6530	
	11															
	12															
	13	71	44	26	1	68	6	1	70	70	5	22	28.00	26	6750	
	14	44	4			44			44	44					3	6000
	15	51	37	12	1	50	3	2	49	49		12	44.50	26	8192	
	16															
	17	33	11	20		32	7	6	31	31		19	54.26	1		
18	42	12	22		35	4	4	34	34		20	60.25				
19	24	24	18		40	1		42	39	1	15	31.00	15	10466		
20	34	28	28		63	9	5	63	63	1	28	28.10	18	7111		
21	30	21	9	1	30	3		30	30		9	29.77	14	6000		
22	66	26	39		62	3		65	64		36	38.91	1			
23																
24	31	5	25	1	30	2		30	30	1	26	41.00	2			
25	24	4	20		23	1	1	24	24	1	20	33.95				
759	1	49	19	30		49	9	3	49	48		28	32.14	8	4475	
	2	48	20	27		47	5		47	47	2	26	30.88	6	5333	
	3	49	19	30	1	48	10	1	49	49	3	29	25.00	3	6233	
	4	23	18	5		23			23	22		4	38.25		6458	
	5	31	1	30		31	1	1	31	31		29	26.48	12	6458	
	6	4				4			4	4		3	48.33			
	7															
	8															

<sup>1</sup>For renter-occupied dwelling units and vacant nonseasonal not dilapidated units, for rent.  
<sup>2</sup>For owner-occupied dwelling units and vacant nonseasonal not dilapidated units, for sale only.



Table 3.—CHARACTERISTICS OF HOUSING FOR CENSUS TRACTS, BY BLOCKS: 1950—Con.

Census tract	Block	All dwelling units by occupancy and tenure					All dwelling units by condition and plumbing facilities			Occupied dwelling units			Contract monthly rent <sup>1</sup>		Value <sup>2</sup> of one-dwelling-unit structures		
		Total	Owner occupied	Renter occupied	Vacant non-seasonal not dilap., for rent or sale	Other vacant and non-resident	Number reporting	No private bath or dilap.	No running water or dilap.	Total	Persons per room		Occupied by non-white	Number reporting	Average monthly rent (dollars)	Number reporting	Average value (dollars)
											Number reporting	1.51 or more					
760	3	29	13	15		1	29	23	23	28	28	2	15	207.3	3	2,000	
	4	49	15	33		1	46	39	37	48	48	1	31	214.5	3	1,833	
	5	61	13	47		1	58	51	51	60	60	2	47	234.4	2		
	6	36	6	27	1	2	28	27	25	33	33	4	28	234.2			
	7	34	10	24			32	17	13	34	33		23	235.2	2		
	8	104	29	75			103	29	11	104	102	1	64	256.6	5	4,880	
	9	38	13	24		1	36	22	16	37	37		23	208.6			
	761	1	48	12	36		48	38	26	48	48	1	36	138.3	1		
	2	43	15	27		1	41	19	10	42	41	1	25	197.2	4	5,250	
3	54	9	44		1	54	23	14	53	52	4	43	226.7	3			
4	76	18	55		3	75	38	6	73	73	2	52	189.2	1			
5	63	19	43		1	59	24	17	62	62	1	42	200.9	2			
6	59	13	46		1	57	44	44	59	58	2	46	200.4	6	6,000		
7	35	1	34			35	29	28	35	35	2	34	176.7				
8	75	21	49		5	70	33	12	70	70	2	49	197.5	4	4,125		
9	51	7	42		2	51	42	37	49	49	2	42	234.0				
10	69	15	52		1	66	40	39	67	65	2	51	212.5	1			
762	1	83	21	62		83	37		83	83	6	60	182.6	4	4,750		
	2	67	16	51		67	34	6	67	67	1	47	197.6	4	4,250		
	3	96	38	55		95	23	10	93	92	2	54	205.9	6	4,000		
	4	114	35	78		112	27		113	111	3	77	220.3	5	7,000		
	5	115	39	75	1	113	23	4	114	114		71	222.5	2			
	6	57	16	40		1	52	25	22	56	53	3	38	251.5	2		
	7	110	39	67	1	3	107	53	43	106	105	2	64	222.2	2	6,600	
	8	93	30	62		1	93	26		92	92	4	56	195.3	7	5,285	
763	3	72	7	63	1	1	72	54	17	70	70	4	64	155.4	2		
	764	1	16	3	13		15	10		16	16		13	161.5	1		
	2	102	18	83		1	99	33		101	100	8	79	215.0	3	3,833	
	3	73	30	43		1	61	13	6	73	59	8	42	278.0	8	6,812	
4	80	31	49			69	13	7	80	74	1	45	267.7	9	6,722		
765	1	116	30	86		112	25	5	116	115	5	85	236.0	5	5,400		
	2	108	40	67	1	101	28	9	107	105	1	64	216.0	9	6,700		
	3	102	34	67		102	43	8	101	100	4	65	211.8	5	5,222		
	4	50	9	40		1	49	22	8	49	49	2	38	290.0	2		
	5	52	18	33	1	52	8	1	51	50	4	33	212	4	5,500		
	6	122	33	87		2	122	32	9	120	120	1	83	215.9	5	5,420	
	7	135	39	95	1	134	54	6	134	133	3	90	214.2	5	8,100		
	8	132	39	91	1	2	130	35	17	130	129	1	90	214.0	4	6,250	
	9	107	30	75	1	1	105	27	7	105	104	3	72	221.8	6	6,416	
	10	99	32	66		1	99	15	1	98	98	3	66	236.0	9	6,833	
	11	153	40	109	1	3	150	86	44	149	147	4	107	224.8	9	5,966	
	12	75	26	47		2	75	38	10	73	73		48	183.5	4	7,500	
	13	59	15	41		3	57	21	13	56	56	2	39	208.7	2		
	14	110	40	69		1	106	57	40	109	107	2	64	227.9	15	6,733	
	15	87	32	51		4	85	47	40	83	83	1	50	225.8	6	5,333	
	16	90	21	67		1	87	61	58	88	88	4	63	277.1	7	4,785	
766	1	8	1	7		8	2		8	8		7	182.8	7	5,857		
	3	28	14	14		28	9	3	28	28		14	213.6	5	4,600		
	4	34	11	20		3	30	9	2	31	31	1	18	232.7			
	767	1	31	17	14		29	8		31	30	1	9	203.3	9	6,444	
2	11	4	7			11	8	4	11	11		3	133.3	3	10,666		
3	16	1	5			6	3		6	5		5	190.0	1			
4	35	13	21		1	34	23	3	34	33		21	177.1	5	6,940		
7	11	7	4			11	4	1	11	11		3	150.0	7	6,428		
8	71	23	48			64	29	3	71	71	4	45	252.4				
9	96	35	60		1	94	40	1	95	95	1	59	198.8	13	5,461		
10	1																
13	48	11	34		3	48	21	2	45	45	3	32	259.0	2			
14	189	59	125		5	187	78	1	184	183	6	113	216.4	17	6,617		
768	15	139	50	87	1	1	136	61	5	137	136	8	86	201.0	17	5,735	
768	2	52	25	25		2	52	30	22	50	50	1	23	152.1	11	4,954	
	3	21	7	12		2	20	14	11	19	18	1	10	193.0	2		
	4	98	41	55		2	95	50	27	96	96		54	182.0	16	6,593	
	5	46	20	23		3	44	16	7	43	42		22	191.3	5	4,860	
	6	59	6	50		2	58	37	27	56	56	2	47	203.4			
	7	14	6	7		1	14	6	6	13	13		11	332.8			
	8	19	6	13			16	2	1	19	16		11	336.3	1		
	9	102	41	57		4	101	49	31	98	97	5	55	207.8	9	5,111	
	10	73	20	50		3	73	49	30	70	70	1	47	188.9	3	5,666	

<sup>1</sup>For renter - occupied dwelling units and vacant nonseasonal not dilapidated units, for rent.  
<sup>2</sup>For owner - occupied dwelling units and vacant nonseasonal not dilapidated units, for sale only.

HOUSING—BLOCK STATISTICS

Table 3.—CHARACTERISTICS OF HOUSING FOR CENSUS TRACTS, BY BLOCKS: 1950—Con.

Census tract	Block	All dwelling units by occupancy and tenure					All dwelling units by condition and plumbing facilities			Occupied dwelling units			Contract monthly rent <sup>1</sup>		Value <sup>2</sup> of one-dwelling-unit structures		
		Total	Owner occupied	Renter occupied	Vacant non-seasonal not dilap., for rent or sale	Other vacant and non-resident	Number reporting	No private bath or dilap.	No running water or dilap.	Total	Persons per room		Number reporting	Average monthly rent (dollars)	Number reporting	Average value (dollars)	
											Number reporting	1.51 or more					Occupied by non-white
768	11	100	56	43		1	100	35	18	99	99	1	43	203.99	24	5,791.1	
	12	83	39	44			82	21	14	83	83	1	41	230.4	11	4,809	
	13	63	23	40			62	21	12	63	62	1	31	252.2	6	6,500	
	14	64	25	38	1		64	24	5	63	63	1	37	226.2	6	6,183	
	15	26	3	23			26	19	17	26	26	1	33	214.3	1		
	16	170	60	109	1		170	62	13	169	168	3	106	208.5	10	7,050	
	17	85	28	55	1	1	84	49	13	83	83	4	50	201.4	8	5,937	
	18	194	83	108	2	1	189	99	56	191	190	2	105	193.8	15	5,200	
	769	2	46	16	30			46	12	1	46	46					
		3	45	19	26			45	20	1	45	45	3	27	239.6	8	6,325
4		2											22	178.6	9	3,666	
7		19	6	13			19	5	2	19	19		12	161.6			
8		40	20	20			38	22	11	40	40	1	17	177.0	7	4,557	
9		5		3			5	5	2	5	5		17	133.3			
10		64	25	37		2	59	32	4	62	62	2	36	188.3	2		
11		6					6	1		6	6				2	4,166	
12		32	6	24	2		32	17		30	30	2	24	270.8	5	4,900	
13		31	11	20			30	11	1	31	30	2	19	194.2	4	4,500	
14		10	3	7			10	8	6	10	10				5	3,200	
15		15	6	9			14	2		15	14		9	192.8	1		
19		50	19	29		2	49	35	8	48	46	2	27	250.0	2		
20		135	48	87			134	85	31	135	135	2	27	198.8	3	7,666	
21		81	21	58		2	78	54	39	79	79	3	80	185.7	7	6,285	
22		76	32	41		3	75	40	32	73	73	2	55	290.3	3	5,500	
23		76	26	47	1	2	76	28	1	73	72	2	39	202.5	10	5,400	
24		92	31	60		1	90	26	1	91	90	1	40	192.2	8	5,375	
25		91	40	50		1	91	27	1	90	90	1	56	231.0	10	5,450	
26		53	20	32		1	51	8		52	52		46	235.8	10	7,450	
27		41	21	20			40	12	2	41	39	1	20	226.0	9	5,833	
28		50	17	33			50	19	2	50	49		30	194.6	4	3,250	
770		1	82	4	75	3		80	9	6	79	79	4	78	420.3		
		2	84		83	1		82			83	82	3	83	448.7		
		3	103	24	78	1		100	47		102	100	4		202.4	3	6,333
		4	108	37	71			105	40	4	108	104	4	69	202.4	10	7,070
		5	78	26	46	1	5	78	38		72	72	3	69	234.2	5	5,500
		6	137	39	95		3	136	82	1	134	134	3	43	253.7	4	8,000
	7	42	17	24		1	41	15	1	41	41		28	194.3	4	6,000	
	8	67	14	52	1		65	48	16	66	66	2	24	204.5	4	6,375	
	9	54	18	33		3	51	20	3	51	51	2	35	176.3	5	5,020	
	10	54	15	39			53	26	2	54	54	2	37	208.4	3	5,500	
	11	92	25	63	1	3	86	30		88	88	3	61	236.0	2		
	12	116	42	74			116	59	3	116	116	2	72	155.4	1	7,153	
	13	39	11	27		1	39	25		38	38	2	26	187.6	1		
	14	48	21	26		1	48	23	4	47	47	2	26	178.4	10	5,530	
	15	51	19	32			51	33		51	51	2	28	188.2	3	2,833	
	16	56	16	39		1	55	42	5	55	54	2	39	183.5	2		
	17	74	19	55			67	54	3	74	73	4	54	173.8	2		
	18	71	13	58			67	47		71	71	2	56	187.3	1		
	19	127	35	92			125	51		127	127	2	92	203.2	5	7,700	
	20	85	17	67	1		73	23	1	84	83	1	62	251.7			
	21	119	33	86			113	30	1	119	119	1	82	254.1	7	6,714	
	22	67	22	41		4	66	46	43	63	63	1	41	275.1	7	5,428	
	771	1	95	30	63	1	1	93	21	12	93	93	3	58	267.9	7	5,214
		2	82	20	59		3	82	22	19	79	79		54	313.5	6	7,333
		3	117	31	86			111	31	7	117	112	2	83	240.9	4	6,250
		4	94	30	62	1	1	92	27	2	92	91		59	325.2	6	6,500
		5	98	25	70		3	97	42	1	95	95		68	220.1	3	6,000
		6	77	13	62	2		77	6		75	75	1	59	234.5	3	7,500
7		72	17	52	2	1	70	3		69	67		59	311.2	3	9,500	
8		59	27	31			57	3	1	58	56	3	29	247.2	3	7,812	
9		445	129	315	1	1	436	210	2	444	434	7	305	195.6	17	7,135	
10		358	137	215	1	5	352	184	27	352	348	5	209	178.1	35	7,000	
11		77	24	50		3	76	58	6	74	73	3	42	156.1	2		
772	1	70	16	54			69	35	20	70	70		52	193.6	3	5,833	
	2	97	33	63	1		96	36	10	96	95		61	212.7	7	3,828	
	3	18	11	7			18	2		18	18		6	191.6	5	5,500	
	4	5	3	2			5	3	2	5	5		2		2		
773	1	80	29	51			69	5	1	80	70	3	41	355.6	5	8,600	
	2	100	30	69	1		99	8		99	98		57	247.6	11	6,409	
	3	103	19	81		3	103	80	79	100	100	2	79	325.5	1		
	4	67	21	45		1	67	51	51	66	66	1	45	319.7	2		
	5	97	29	68			96	16		97	97	1	64	266.4	4	5,375	
	6	58	19	49			68	1		68	68	1	46	323.0	1		
	7	111	39	70		2	111	18		109	109	1	68	254.1	12	6,000	
	8	40		31			39	12	4	40	39		30	209.0	4	7,500	

<sup>1</sup>For renter - occupied dwelling units and vacant nonseasonal not dilapidated units, for rent.  
<sup>2</sup>For owner - occupied dwelling units and vacant nonseasonal not dilapidated units, for sale only.

Table 3.—CHARACTERISTICS OF HOUSING FOR CENSUS TRACTS, BY BLOCKS: 1950—Con.

Census tract	Block	All dwelling units by occupancy and tenure					All dwelling units by condition and plumbing facilities				Occupied dwelling units			Contract monthly rent <sup>1</sup>		Value <sup>2</sup> of one-dwelling-unit structures	
		Total	Owner occupied	Renter occupied	Vacant non-seasonal not dilap., for rent or sale	Other vacant and non-resident	Number reporting	No private bath or dilap.	No running water or dilap.	Total	Persons per room		Occupied by non-white	Number reporting	Average monthly rent (dollars)	Number reporting	Average value (dollars)
											Number reporting	1.51 or more					
774	2	64	30	32	1	1	60	16	1	62	61		32	21.81	14	6,178	
	3	85	29	54	2		83	18	1	83	81		52	21.59	8	5,875	
775	2	22	11	11			19	9	9	22	22		10	19.80	4	7,500	
776	1	151	43	108			150	50		151	151	5	104	21.75	4	6,000	
777	1	146	45	100	1		143	3	1	145	144	2	98	29.02	15	7,866	
	2	199	73	126			199	16	2	199	197		124	30.66	12	7,250	
778	1	105	24	80		1	100	24	1	104	102	3	76	28.90	2		
	2	35	8	26	1		35	9		34	34	2	26	30.50	1		
779	1	25	5	19		1	25	7		24	23		17	23.00			
	2	60	16	42		2	58	20	5	58	57	1	41	25.95	2		
	3	66	13	51		1	64	16		64	63	1	51	20.45	2		
	4	63	17	44	2		61	33		61	60	3	45	19.64	2		
	5	12	6	6			12	5		12	12		30	20.00	2		
	6	46	15	30		1	44	20	1	45	45	6	30	22.96	6	5,833	
	7	10	7	4			10	1		10	10		4	21.25	2		
	8	17	7	10			16	9		17	16	1	10	18.60	4	3,375	
	9	1															
	10	1															
	11	1															
	12	1															
	13	1															
	14	2	23	11	12			23	8		23	23	1	12	20.33	3	6,000
	15	15	37	12	23		2	37	9	4	35	35	2	21	26.57	4	4,750
	16	1	7	2	5			7			7	7		5	35.80		
	17	1	19	2	17			19	13		19	19	1	17	20.00	1	
	18	1	1														
	19	1	1														
	20	2	3	1	2			3	1	1	3	3		2			
780	1	79	21	54	1	3	69	28	1	75	74	3	51	25.68	2		
	2	48	29	19			45	1		48	48		17	34.17	14	5,607	
	3	66	33	33			66	16	2	66	65	2	17	26.68	15	6,066	
	4	71	30	41			71	13	2	71	70	2	33	23.48	15	6,066	
	5	67	23	43		1	66	13		66	66	2	38	25.00	15	5,833	
	6	52	19	32	1		52	10		51	51		40	27.15	6	5,666	
	7	98	35	61		1	98	15		96	96		31	20.96	9	6,888	
	8	100	36	63		1	100	27		99	99	2	63	24.55	7	6,285	
	9	77	38	39		1	70	11	3	77	77	2	36	22.26	12	6,125	
	10	89	30	59			80	17	1	89	89	1	56	32.91	16	5,125	
	11	72	27	44		1	72	14	1	71	71	3	40	27.27	11	5,727	
	12	85	34	48		3	82	19	2	82	82	3	45	26.68	18	7,722	
	13	20	7	13			20	3		20	20	2	12	24.75	2		
	14	76	28	48			76	17	1	76	76	3	47	25.17	12	5,600	
	15	71	21	49	1		71	20	5	70	70	3	48	24.54	4	5,750	
	16	28	8	19		1	28	10	4	27	27		19	23.26			
	17	64	16	45	2		64	28		61	61	3	45	21.22	4	9,500	
	18	38	12	25		1	38	1		37	37	2	26	24.65	5	5,500	
	19	47	15	31		1	47	20	6	46	46	1	31	18.38	7	6,214	
	20	52	16	34		2	52	22	4	50	50	5	33	21.21	5	7,000	
781	3	54	26	27		1	53	1	1	53	52	2	26	26.73	16	5,581	
	4	30	14	16			28			30	29	3	14	35.85	9	5,222	
	5	2					7	3	3	7	7	1	2		4	4,300	
	6	7	5	2			7			7	7		1		8	3,375	
	7	17	11	6			16	4	2	17	16		5		1		
	8	5					4			5	4		2		1		
	9	35	9	23		3	35	2	2	32	32		23	25.26	1		
	10																
	11																
782	4	4		2			4			4	4		2	38.33	1	4,700	
	5	35	14	21			34	1		35	35	1	3	38.66	10		
	6	9	6	3			9	1		9	9		7	16.98			
	7	105	25	77		3	105	68	5	102	102	7	75	16.68			
	8	94	15	79		3	93	79	23	91	90	8	86	14.79	1		
	9	112	24	88		3	111	83	5	110	109	5	105	16.40	1		
	10	135	25	109		3	132	92	5	132	131	7	105	17.51	1		
	11	189	20	169		1	187	55		187	85	4	136	20.86	1		
	12	164	24	134		4	163	109	6	158	158	8	59	17.37	2		
	13	77	15	60			77	56	8	75	75	4					
	14																
	15																
	16																
	17	139	26	110		3	138	93	18	136	136	4	107	19.85	2		
	18	163	42	118		3	161	107	7	160	158	8	117	17.94	3	5,833	
	19	126	27	99			126	85		126	126	10	95	18.40			
20	142	26	114		2	136	65	28	140	140		107	18.94	1			
21	130	31	99			129	67	22	130	129		96	20.67	3	6,333		
22	131	33	98			130	69	13	131	130		96	19.15	2			
23	57	21	36			57	27		57	57	3	35	19.54	4	5,875		

<sup>1</sup>For renter - occupied dwelling units and vacant nonseasonal not dilapidated units, for rent.  
<sup>2</sup>For owner - occupied dwelling units and vacant nonseasonal not dilapidated units, for sale only.

HOUSING—BLOCK STATISTICS

Table 3.—CHARACTERISTICS OF HOUSING FOR CENSUS TRACTS, BY BLOCKS: 1950—Con.

Census tract	Block	All dwelling units by occupancy and tenure					All dwelling units by condition and plumbing facilities			Occupied dwelling units			Contract monthly rent <sup>1</sup>		Value <sup>2</sup> of one-dwelling-unit structures		
		Total	Owner occupied	Renter occupied	Vacant non-seasonal not dilap., for rent or sale	Other vacant and non-resident	Number reporting	No private bath or dilap.	No running water or dilap.	Total	Persons per room		Occupied by non-white	Number reporting	Average monthly rent (dollars)	Number reporting	Average value (dollars)
											Number reporting	1.51 or more					
782	25	100	32	68													
	26	85	32	53		99	42		100	100	4		68	21.60	6	6.000	
	27	1				84	42	1	85	85	3		53	18.37	4	5.875	
783	1	76	20	55		76	41	17	75	75	4		52	22.03	2		
	2	171	28	143		171	124	78	171	170	10		140	21.05	1		
	3	190	36	153		188	128	14	189	189	7		152	18.76			
	4	86	19	65		79	52	3	84	80	4		61	19.50	1		
	5	59	12	45		58	31	29	57	56	6		45	23.31	2		
	6	106	25	81		104	68	51	106	105	5		79	23.21	2		
	7	115	26	87		113	77	43	113	112	5		84	21.15	2		
	8	46	19	27		45	19	12	46	45	2	1	27	26.29	3	7.166 6.000	
784	1	2															
	6	3				3	1	1	3	3			2				
7	1		3														
785	10	72	23	49		71	54	5	72	71	8		48	14.20	2		
	11	11	4	7		11	6	2	11	11	1		6	25.66	1		
	12	113	19	91		112	83	19	110	108	11		90	16.01	1		
	13	104	18	82		103	73	1	100	100	12	1	79	19.49	2		
787	1	1				71	47		72	72	6		56	19.39	4	4.275	
	2	72	16	56		63	38	1	63	63	2		44	20.70	2		
	3	64	19	44		29	13		29	29	1	1	20	26.40			
	4	29	9	20													
788	1	28	7	21		27	11	9	28	28	1		19	21.57	1		
	2	29	10	18	1	28	8	4	28	28	2		14	26.00			
	3	39	11	28		39	15	14	39	39	3		26	24.73	1		
	4	8	2	6		8	2	2	8	8	3		5	25.20	1		
	5	16	4	12		16	6	3	16	16	1		12	24.00			
789	1	111	38	72		108	53	5	110	110			71	18.94	7	5.357	
	2	83	39	43	1	76	26		82	79	1		41	21.56	8	6.875	
	3	2															
	4	92	35	56		90	22		91	90	2		54	23.42	3	5.333	
	5	108	31	75		102	33		106	104	4		69	22.62	1		
	6	49	20	29		49	13		49	49	4		27	19.18	5	7.200	
	7	64	29	35		64	21		64	64	3		34	23.47	4	6.500	
	8	6	3	3		6	6		6	6	4		3	21.66			
	9	53	23	30		53	10		53	53	4		29	22.51	2		
	10	48	25	23		46	3		48	48	1		21	22.38	7	7.428	
	11	49	25	24		47	4		49	49			22	22.86	5	7.500	
	12	73	33	40		73	15		73	72	1		36	20.00	7	6.714	
	13	86	31	55		84	17		86	85	3		50	24.84	4	7.000	
790	1	121	36	84	1	114	54		120	117	4		80	24.26	1		
	2	116	34	80	2	116	50		114	114	1		79	23.65	5		
	3	73	22	50		69	40		72	71	2		49	21.85	1	8.100	
	4	60	18	42		58	24	5	60	60	4		38	21.26	3	8.000	
	5	104	27	77		100	47	1	104	101	3		73	21.10			
	6	111	34	74	1	108	47		108	103	5		75	21.06	2		
	7	99	36	61	2	98	33		97	103	2		63	20.69	4	8.000	
	8	121	33	87	1	119	58		120	119	2		85	20.76	2		
	9	90	31	59		90	34		98	88	1		57	20.71	5	6.600	
	10	53	27	26		53	5	1	53	53	2		25	25.72	2		
	11	75	25	46	1	75	26	9	71	71	2		42	22.09	5	7.300	
	12	64	29	35		64	11		64	64	1		35	24.08	1		
	13	96	33	61		95	37		94	93	1		60	27.78	5	4.300	
	14	107	40	64		107	43		104	104	2		64	20.92	6	6.833	
791	1	17	4	13		17	8		17	17			11	20.90	1		
	2	117	28	88		117	48	1	116	116	4		82	21.64	5		
	3	121	28	92		117	56		120	120	3		91	22.54	1	7.760	
	4	111	29	81	1	110	59	18	110	109	3		78	20.83	2		
	5	158	44	112	2	153	101	32	156	153	8		111	18.19	2		
	6	83	19	64		82	33	6	83	82	4		62	19.19	1		
	7	115	35	79		113	54		114	114	5		77	20.87	4	8.375	
	8	49	15	33	1	49	20		48	48			33	21.78	5	8.600	
	9	49	15	34		49	18	8	49	48			33	27.60	5	6.160	
	10	67	27	39		67	31	7	66	65	2		36	22.86	7	8.071	
	11	17	5	12		17	10	3	17	17			11	25.09	1		
	12	84	32	48	2	84	38	15	80	80	2		48	20.47	7	6.757	
	13	82	34	47		82	17	4	81	81			42	23.38	3	8.000	

<sup>1</sup>For renter - occupied dwelling units and vacant nonseasonal not dilapidated units, for rent.  
<sup>2</sup>For owner - occupied dwelling units and vacant nonseasonal not dilapidated units, for sale only.

Table 3.—CHARACTERISTICS OF HOUSING FOR CENSUS TRACTS, BY BLOCKS: 1950—Con.

Census tract	Block	All dwelling units by occupancy and tenure					All dwelling units by condition and plumbing facilities			Occupied dwelling units			Contract monthly rent <sup>1</sup>		Value <sup>2</sup> of one-dwelling-unit structures		
		Total <sup>3</sup>	Owner occupied	Renter occupied	Vacant non-seasonal not dilap. for rent or sale	Other vacant, and non-resident	Number reporting	No private bath or dilap.	No running water or dilap.	Total	Persons per room		Occupied by non-white	Number reporting	Average monthly rent (dollars)	Number reporting	Average value (dollars)
											Number reporting	1.51 or more					
791	14	74	30	42		2	73	13	72	72	1		40	22.72	12	7.083	
	15	91	43	47		1	91	22	90	89	4		44	25.18	14	7.071	
	16	79	19	60			79	36	79	79	3		57	26.66	6	7.200	
792	1	73	16	56	1		72	32	72	72	1		50	18.60	3	7.833	
	2	102	26	73	2	1	99	44	99	99	4		68	21.32	6	5.333	
	3	97	26	69	1	1	95	48	95	95	5		65	21.15	6	6.700	
	4	38	7	28	3		35	18	35	32	1		26	28.76	1		
	5	53	11	47			55	23	58	57	2		47	23.21			
	6	124	33	93		1	125	55	126	126	1		91	21.80	4	5.575	
	7	142	34	88	1	1	124	45	122	122	2		87	21.60	6	3.750	
	8	42	4	70			111	51	112	112	2		68	19.72	7	5.428	
	9	42	13	28		1	41	18	41	41	1		27	22.44	1		
	10	107	39	65	3		106	14	104	104	1		64	21.96	4	6.550	
	11																
	12	93	28	61	1	3	88	33	89	89	1		59	22.23	5	4.900	
	13	45	21	24			43	19	45	45	2		24	23.25	2		
	14	92	32	59		1	89	24	91	91	3		55	26.61	4	7.500	
	15	121	29	92			118	46	121	120	1		89	22.41	3	7.000	
	16	84	34	49	1		83	6	83	82	1		5	17.20			
													47	30.10	7	7.714	
793	1	22															
	3	22															
	4	22															
	7	22															
	8	21															
	9	30	6	23	1		28	12	29	26	2		20	64.20			
10	34	12	20		2	31	11	32	26	4		21	38.19	1			
11	53	14	37			52	25	51	48	4		36	35.05	5	5.300		
794	7	7	3	4			7	4	7	7	1		4	52.00	2		
	8	33	19	14			33	14	33	33	1	3	14	27.64	9	5.366	
	10	17	7	8		2	14	12	15	15	1		7	20.28	3	3.400	
	11	21	12	8		1	19	11	20	19	2		7	33.28	2		
	12	11															
	13	14	4	10			14	6	14	14	1		10	21.70	1		
	14	33	15	22	1		37	13	37	36	4		21	26.28	3	5.500	
	15	33	25	30		2	54	26	55	55	5		29	21.68	5	5.300	
	16	68	20	48		1	64	39	68	68	6		45	23.26	7	5.785	
	17	19		18			19	12	11	18	1		17	24.00			
	795	1	28	5	18	1	4	24	8	23	22	4		17	53.29	4	6.000
2		32	9	23			29	14	32	31			19	20.94	3	4.833	
5		16	6	10			16	6	16	16			10	23.60	1		
796	2	34	22	11		1	34	13	33	33	1		9	16.55	14	4.664	
	3	37	11	26			37	24	37	37	1		25	24.16	4	3.125	
	4	13	8	5			13	4	13	13			3	18.33	7	5.671	
	5	41	25	13		3	41	26	38	38	1		10	20.00	14	5.021	
797	1	57	19	36		2	53	13	55	55	3		36	28.13	5	7.300	
	2	53	30	23			49	6	53	53	3		23	31.26	13	7.307	
	3	35	16	18		1	34	16	34	34			18	53.55	4	9.375	
	4	42	5	37			41	19	42	41	3		33	49.12	1		
	5	37	10	26			36	13	36	36	1		25	27.00	2		
	6	44	17	26		1	39	15	43	43	1		26	35.61	7	20.000	
	7	45	5	38		2	43	3	43	43	2		40	36.92			
	9	137	57	75		2	130	15	132	130	2		74	29.85	20	6.200	
	10	17	13	23			36	1	36	36	3		24	29.37	5	6.400	
	11	49	23	24		2	48	5	47	47	1		25	24.96	6	5.833	
	12																
	13	92	35	57			90	15	92	89	1		56	28.30	7	7.714	
	14	79	31	46		2	79	9	77	77	1		46	32.97	6	7.500	
	15	53	17	35		1	51	19	52	52	1		31	36.11	1		
	16	18	7	11			18		18	18	1		10	35.00	2		
	17	63	26	36		1	61	14	62	59	5		36	34.00	4	6.750	
	18	67	39	46		2	80	10	85	84	2		45	23.06	18	5.805	
														35	31.82	6	5.500
798	1	45	27	18			44	10	45	44	3		15	29.46	17	5.647	
	2	41	13	6			19	4	19	19	2		6	22.83	7	6.000	
	3	19	17	1		1	32	7	34	33	3		16	28.31	4	6.000	
	4	55	26	30		2	58	12	56	56	2		30	21.40	8	5.250	
	5	83	30	42			65	21	65	65	5		41	26.07	4	5.000	
	6	23	4	2			23	2	23	23	1		42	24.28	17	5.911	
	7	90	45	42		1	88	33	87	87	4		40	18.17	9	6.166	
	8	76	31	43		2	74	35	74	74	4		44	23.29	12	3.916	
	9	78	33	44		1	76	18	77	77	2		37	25.48	10	4.080	
	10	69	29	38		1	67	14	67	67	5		35	23.54	14	5.164	
	11	74	36	37		1	71	3	73	71	2		35	23.54	14	5.164	
	12	43	11	30		2	42	2	41	40	2		30	26.80	4	3.975	

<sup>1</sup>For renter - occupied dwelling units and vacant nonseasonal not dilapidated units, for rent.  
<sup>2</sup>For owner - occupied dwelling units and vacant nonseasonal not dilapidated units, for sale only.

## HOUSING—BLOCK STATISTICS

Table 3.—CHARACTERISTICS OF HOUSING FOR CENSUS TRACTS, BY BLOCKS: 1950—Con.

Census tract	Block	All dwelling units by occupancy and tenure					All dwelling units by condition and plumbing facilities			Occupied dwelling units			Contract monthly rent <sup>1</sup>		Value <sup>2</sup> of one-dwelling-unit structures	
		Total	Owner occupied	Renter occupied	Vacant non-seasonal not dilap., for rent or sale	Other vacant and non-resident	Number reporting	No private bath or dilap.	No running water or dilap.	Total	Persons per room		Number reporting	Average monthly rent (dollars)	Number reporting	Average value (dollars)
											Number reporting	<1.51 or more				
798	13	57	22	31		4	56	8	8	53	53	3	30	1953	9	3777
799	1	96	39	56		1	90	46	12	95	95	4	54	2387	8	5500
	2	56	29	27			54	13	1	56	56	1	27	1870	13	6500
	3	106	30	75	1		104	73	4	105	105	2	73	1757	7	5642
	4	117	38	78		1	113	78	1	116	115	8	76	1718	13	6384
	5	85	42	43			83	32	5	85	85	1	43	2027	5	4200
	6	122	39	78		5	121	79	2	117	116	5	78	1984	1	5333
	7	142	37	104		1	140	88	2	141	140	6	104	1867	3	3500
	8	123	31	90	1	1	117	73	14	121	121	6	88	3957	3	5333
	9	32	12	20			32	23	5	32	32	3	20	3955	3	3500
	10	40	17	23			40	17	1	40	40	3	21	2204	2	
	11	116	37	78	1		115	52		115	115	6	76	1990	3	7000
	12	108	44	62	1	1	101	42	2	106	105	2	57	2323	4	5200
	13	80	33	47			76	17	5	80	79	3	44	2851	9	6166
	14	104	39	64	1		102	36		103	102	3	63	2852	11	8090
	15	117	42	75			114	38	1	117	116	3	73	2853	10	6450
	16	103	40	62		1	100	38		102	102	1	61	2262	17	7852
800	1	13	5	8			13	3		13	13	3	8	2762		
	5	60	23	37			60	18		60	59	3	35	2111	5	5700
	8	10	6	4			10	1		10	10	1	4	2400	5	8200
	10	36	18	18			34	1		36	36	1	18	2738	8	5500
	11	69	29	39	1		69	8		68	68	4	34	2536	7	8000
	12	41	14	27			40	1		41	41	4	24	2875	4	6750
	13	43	20	20	2	1	43	2	1	40	40		21	3004	10	6900
	14	11	2	9			11			11	10	1	4	4466	1	
	15	78	34	44			78	5	3	78	78	3	3	2225	10	5740
	16	83	38	45			81	12	2	83	83	8	43	2250	8	5125
	17	64	32	31	1	2	64	12		63	63	2	31	2512	10	6550
	18	53	24	27			52	13	2	51	50	2	29	2762	7	6500
801	1	54	20	33	1		54	10	1	53	53	3	31	2948	4	4875
	2	57	21	36			57	6		57	56	1	31	2952	3	7000
	3	90	36	53		1	88	13	5	89	88	2	51	2372	9	5555
	5	79	29	49	1		76	9		78	76	4	47	2617	8	5412
	6	67	26	41			66	7	1	67	65	2	39	2617	8	5333
	7	38	12	25			38	5	2	37	37	2	23	3017	8	5333
	8	74	34	40		1	74	10	2	74	74	3	38	2204	8	5562
	9	24	2	22			23	5	1	24	23		20	2868	12	5525
	11	31	12	18	1		30	5		30	30	2	16	3560	5	5700
	12	44	17	26	1		44	1		43	43	3	23	2613	8	6500
	13	44	21	22			44	2		43	43	3	22	3268	8	8937
802	1	58	20	38			55	6		58	58	2	36	4144	2	
	2	9	3	6			9	1		9	9		6	2416	2	
	3	96	30	64	2		95	15		94	93	1	63	2963	2	
	4	73	24	47	1	1	72	2		71	70		47	3834	3	8333
803	1	58	21	37			57	7	2	58	57	2	35	2771	6	5666
	2	76	41	35			74	7	1	76	76	1	35	2605	16	6150
	3	54	24	29		1	53	4	1	53	52	1	29	2765	6	5583
	4	59	31	28			59	4		59	59		27	2955	12	7991
	5	93	38	53		2	92	14	3	91	89	1	51	3047	9	5444
	6	73	32	39	1	1	72	9	3	71	71	2	40	2777	13	6515
	7	59	31	27			59	3		59	59	2	20	2910	24	7291
	8	69	31	37			69	7		68	68	1	36	2594	12	6041
	9	63	32	30		1	63	6		62	62	2	36	3382	16	7343
	10	81	44	37		1	81	8		81	81	2	37	3129	17	8117
	11	87	37	50			86	18	4	87	87	1	47	3087	12	7741
	12	81	27	54			81	8	2	81	80	2	51	3501	10	8050
	13	66	21	45			65	2	2	66	66		44	4734	1	
	14	72	27	43		2	70	1		70	70	2	41	5268	7	16571
	15	87	38	48		1	81	1		86	84	1	48	5304	3	13000
	16	52	13	39			52			52	50	1	36	5244	2	
804	1	77	33	42	2		77	14	6	75	75	1	42	2638	13	6423
	2	93	34	57		2	92	6	1	91	90	2	56	2489	16	6500
	3	85	35	50			84	1		83	83		48	3002	10	7400
	4	86	30	56			85			86	86		58	3212	3	5500
	5	124	51	73			117	1	124	121	121		63	4280	23	10173
	6	97	33	64			91	3		97	96	5	63	4460	9	7777
	7	63	34	29			63	4		63	61	1	29	3986	16	8687
	8	64	32	29		3	64	5	3	61	61		25	3024	18	7916
	9	55	29	25			54	2		54	54	1	25	3524	11	7000
	10	64	22	42			64	6		64	64	2	42	3416	12	7408
	11	59	31	27	1		59			58	58		27	3733	16	7906
	12	63	17	44		2	62	6		61	61		44	4122	7	9428

<sup>1</sup>For renter - occupied dwelling units and vacant nonseasonal not dilapidated units, for rent.<sup>2</sup>For owner - occupied dwelling units and vacant nonseasonal not dilapidated units, for sale only.

Table 3.—CHARACTERISTICS OF HOUSING FOR CENSUS TRACTS, BY BLOCKS: 1950—Con.

Census tract	Block	All dwelling units by occupancy and tenure					All dwelling units by condition and plumbing facilities			Occupied dwelling units			Contract monthly rent <sup>1</sup>		Value <sup>2</sup> of one-dwelling-unit structures	
		Total	Owner occupied	Renter occupied	Vacant non-seasonal not dilap., for rent or sale	Other vacant and non-resident	Number reporting	No private bath or dilap.	No running water or dilap.	Total	Persons per room		Number reporting	Average monthly rent (dollars)	Number reporting	Average value (dollars)
											Number reporting	1.51 or more				
804	13	63	30	33		63	2		63	63	2	33	39.30	6	6.416	
	14	85	14	70	1	84	5		84	84	3	71	49.67	3	9.666	
	15	52	14	38		49			52	50		37	54.02	6	10.750	
805	1	5	3	2		5			5	5		2		3	7.666	
	2	38	14	23	1	38			37	37	1	23	25.56	6	7.500	
	3	72	35	37		72			72	72	2	37	31.89	14	6.500	
	4	49	27	22		47	11	7	49	47	1	22	32.95	8	5.462	
	5	58	16	42		58	2	2	58	58	6	40	29.57	7	6.285	
	6	74	16	58		73	9	2	74	74	1	55	28.80	4	5.250	
	7	84	35	49		84	5		84	84		49	31.97	11	5.181	
	8	72	35	37		71	13	4	72	72	3	35	27.68	17	5.647	
	9	9	6	3		9			9	9		3	30.00	5	5.800	
	10	9	29	11		39			40	40	1	11	35.63	17	5.941	
	11	40														
	12	70	32	37		69	4		69	69	1	36	29.19	14	6.464	
	13	59	21	37		59	9	1	58	58	3	36	31.05	5	5.800	
	14	105	30	75		105	10		105	103	5	73	39.93	10	7.650	
	15	15	4	11		15	2		15	15	1	10	27.20			
	16	100	17	80	2	99	10		97	96	5	79	49.10	4	8.750	
	17	142	32	109	1	139	28	2	141	140	4	106	42.68	1		
	18	39	13	23	1	39	3	1	36	36	3	21	40.76	5	6.500	
806	1	60	19	38	3	60	4		57	57	2	38	31.26	2		
	2	36	17	18		36	4		35	35	1	18	22.27	3	8.500	
	3	35	19	15	1	35	11		34	34	1	15	20.93	7	4.785	
	4	98	47	49	2	98	31		96	96	4	51	19.41	14	6.785	
	5	104	46	58		103	12	2	104	103	4	53	26.09	8	8.625	
	6	17	7	10		17	4		17	17		9	22.22	1		
	7	12	8	4		12			12	12	1	4	35.50			
	8	53	30	23		53	1		53	53		23	26.78	7	7.714	
	9	20	13	7		20	1		20	20		7	29.42	6	10.500	
	10	20	11	8		20	2		19	19		8	38.75	7	8.000	
	11	29	18	11		29	2		29	29		11	22.36	12	7.833	
	12	18	17	1		18			18	18		1		16	11.437	
	13	38	31	7		38	2		38	38		6	45.83	22	9.181	
	14	57	32	25		57	2		57	57		23	34.95	8	10.125	
	15	51	24	25	2	51	2		49	49		26	31.15	5	11.000	
807	1	90	34	55	1	89	22	6	89	86	2	55	25.09	5	9.000	
	2	88	33	53		83	9		86	85	2	51	25.80	6	8.750	
	3	98	35	63		97	20		98	98	4	61	22.72	8	6.737	
	4	55	24	28	1	55	5		52	52		28	31.25	6	6.300	
	5	103	37	65		102	26	15	102	100	3	64	25.51	6	8.416	
	6	87	39	48	1	86	7		87	87	2	48	23.66	5	8.000	
	7	98	36	62		98	10		98	98	1	61	27.34	2		
	8	78	39	39		77	3	4	78	78	1	38	25.50	12	7.666	
	9	88	38	49		87	3		87	87	1	44	24.06	6	6.700	
	10	82	36	46		81	11	1	82	79	2	46	26.52	9	8.277	
	11	83	39	43		83	7		82	82	1	41	25.87	8	8.687	
	12	62	30	30		62	14	10	61	61	1	30	27.76	7	8.285	
	13	70	27	41		70	12		68	66	2	40	41.90	7	10.071	
	14	65	33	31	1	64	1		64	64		32	40.31	12	9.500	
	15	59	27	31		58	2	1	58	58		30	31.16	8	10.062	
	16	57	24	33		54	4	2	57	56	2	30	32.86	3	9.500	
808	1	42	12	27	1	42	4	1	39	39		25	33.88	2		
	2	100	39	61		99	20	2	100	99	2	60	26.60	8	7.912	
	3	94	36	55		93	10	1	91	90	2	54	23.20	6	6.633	
	4	103	31	70		101	18		101	101	2	70	28.90	5	6.000	
	5	89	36	52	1	86	18		88	88	2	48	24.00	8	7.562	
	6	95	39	56		95	9	3	95	95		54	27.55	8	8.875	
	7	88	35	53		88	2		88	87		53	26.84	10	7.900	
	8	72	21	50	1	72	3		71	71	1	51	31.66	3	8.166	
	9	80	35	44	1	77	9		79	77	2	45	29.26	7	8.785	
	10	81	41	40		77	4		81	81	1	37	27.81	14	7.285	
	11	85	39	46		84	10	2	85	84	2	46	31.54	9	8.333	
	12	34	16	18		34	1		34	34		18	30.38	4	9.250	
	13	58	28	30		58			58	58		30	55.63	14	10.785	
	14	54	36	17		54			53	53		17	54.76	16	13.843	
	15	91	41	45	1	90	4	1	86	86		43	31.27	9	8.333	
	16	75	24	49		75	6		73	73		48	38.83	3	7.333	
809	1	101	29	71		100	28		100	99	1	67	26.61	7	9.000	
	2	105	32	73	1	103	29		105	104	4	71	26.50	1		
	3	106	36	68		101	22		104	104	4	67	26.83	8	6.375	
	4	77	19	58		76	10		77	77	4	53	28.50	1		
	5	96	23	67	1	96	42	3	90	90	3	61	23.72	6	5.416	
	6	79	29	47		79	11		76	76	3	45	30.35	6	8.583	
	7	43	14	29		43	9		43	43	1	28	26.50	3	11.000	
	8	108	31	76		103	14	2	107	105	2	75	26.61	3	8.666	
	9	43	18	25		43	3	3	43	43	2	23	31.08	10	6.250	

<sup>1</sup>For renter - occupied dwelling units and vacant nonseasonal not dilapidated units, for rent.  
<sup>2</sup>For owner - occupied dwelling units and vacant nonseasonal not dilapidated units, for sale only.

Table 3.—CHARACTERISTICS OF HOUSING FOR CENSUS TRACTS, BY BLOCKS: 1950—Con.

Census tract	Block	All dwelling units by occupancy and tenure					All dwelling units by condition and plumbing facilities			Occupied dwelling units			Contract monthly rent <sup>1</sup>		Value <sup>2</sup> of one-dwelling-unit structures		
		Total	Owner occupied	Renter occupied	Vacant non-seasonal not dilap., for rent or sale	Other vacant and non-resident	Number reporting	No private bath or dilap.	No running water or dilap.	Total	Persons per room		Number reporting	Average monthly rent (dollars)	Number reporting	Average value (dollars)	
											Number reporting	1.51 or more					Occupied by non-white
809	10	99	39	59	1				98	97	5						
	11	87	30	56		1			86	86							
	12	54	23	30	1				54	53							
	13	48	21	27				9	46	48							
	14	128	29	97	1	1	125	12	63	126	125	1	2	94	37.24	10375	
	15	67	26	40	1		66		1	66	65			36	39.30	9666	
16	95	34	61			86	6	5	95	89	4		52	37.73	7000		
810	3	40	37	3		39			40	40	2		3	54.00	34	11852	
811	4	18	18			18			18	18					18	12538	
	5	4	3			4			4	4					3	10333	
	6	21	11	10		21	6		21	21		10	32.00	4	7800		
	7	7	5	2		7			7	7					5	13000	
	10	17	10	7		17	2		17	17				6	26.16	8571	
	11	10	5	5		11	3		11	11				5	32.20	8666	
	12	10	8	2		10			10	10					3	7400	
	14	25	25			25			25	25					5	7400	
	15	22	22			22			22	22					24	13141	
	16	22	22			22			22	22					22	13377	
	17	4	4			4			4	4					4	13875	
	812	1	14	13	1		14			14	14					12	14791
		3	14	12	1		14			13	13					10	13850
4		19	14	2		19			16	16					14	13321	
5		12	3	3		11			12	12					6	14666	
6		13	11	2		11	1		13	13			31.00	10	9400		
7		14	8	6		14	3	3	14	14				4	8666		
8		19	9	10		19	3	5	19	19		2		10	38.75	7750	
9		20	18	2		20	2		20	20					15	11733	
10		25	23	2		25	2		25	24				2	11000		
11		59	51	8		57	1		59	58	2			7	28.28	11553	
12		21	21			21			21	21					21	10785	
13		17	15	1	1	17			16	16				2	13	11115	
14		19	17	1		19			19	19				2	14	9392	
15		17	12	5		17	6		17	17				2	5	28.60	
16		17	12	5		18	1	9	17	17		2		2	7	10571	
17		11	10	1		11	2		11	11				6	10	8700	
18		18	14	4		18			18	18				1	9	12444	
19		19	19			19			19	17		1		3	11	13772	
20		19	14	5		19			19	19					19	13515	
21		16	16		3	16	1		16	16				2	12	12166	
22		16	16			16			16	16					16	13562	
23		25	22	3		25			25	24				3	18	14027	
24		28	27			28	1		27	26					27	13166	
25		27	25	2		24			27	27				1	24	13691	
26		27	24	3		27			27	27				1	21	12904	
27		31	28	3		31			31	30		1		3	26	12326	
28		23	19	4		23	1		23	23				4	18	11916	
29		24	19	5		24	2	2	24	24				3	17	9470	
30		16	13	3		16			16	16				4	18	10500	
31		24	18	2	2	22			20	20		1		3	10	9450	
32		17	12	1		17			13	13				1	1	11512	
34		13	12	1		13			12	12					1	9	10055
35		30	25	4		30			29	29					12	13000	
36	24	16	6		24	6	4	22	22				4	23	10086		
37	38	37			38			37	37				6	13	14615		
38	21	15	1	1	21			16	16					37	12054		
39	56	54	1		55	5		55	54		1		1	15	12933		
40	27	25	1		27			27	27				1	53	8975		
813	1	17	8	9		17			17	17				9	4	11875	
	2	17	17			17			17	17					13	12115	
	3	23	19	4		23	1	1	23	23				3	16	12750	
	4	14	14			14			14	14					11	12927	
	5	15	12	3		15			15	15				3	10	12850	
	6	31	23	8		31	5	3	31	31				3	20	11575	
	7	25	22	3		25	1	1	25	25		1		2	20	13075	
	8	18	13	5		18	3	2	18	18				5	5	20333	
	9	25	14	10	1	25	2	1	24	24				10	8	11500	
	10	18	15	3		18	2	1	18	18				3	9	11500	
	11	21	17	4		21			21	20				4	11	12772	
	12	12	9	3		12			12	12				3	6	11666	
	13	28	16	11		28			27	27				8	7	11214	
14	15	8	7		15			15	15		1		5	5	14600		
15	13	8	5		13			13	13				5	5	15714		
16	15	9	6		15			15	15				5	7	8700		
17	28	16	12		28	2		28	28				6	5	15700		
18	34	20	13		34			33	33				10	12	10833		
19	20	15	5		20			20	20				13	14	12071		
20	7	7			7			7	7				5	14	11535		
21	12	10	2		12			12	12				1	10	14400		

<sup>1</sup>For renter - occupied dwelling units and vacant nonseasonal not dilapidated units, for rent.  
<sup>2</sup>For owner - occupied dwelling units and vacant nonseasonal not dilapidated units, for sale only.



Table 3.—CHARACTERISTICS OF HOUSING FOR CENSUS TRACTS, BY BLOCKS: 1950—Con.

Census tract	Block	All dwelling units by occupancy and tenure					All dwelling units by condition and plumbing facilities			Occupied dwelling units			Contract monthly rent <sup>1</sup>		Value <sup>2</sup> of one-dwelling-unit structures	
		Total	Owner occupied	Renter occupied	Vacant non-seasonal not dilap., for rent or sale	Other vacant and non-resident	Number reporting	No private bath or dilap.	No running water or dilap.	Total	Persons per room		Number reporting	Average monthly rent (dollars)	Number reporting	Average value (dollars)
											Number reporting	1.51 or more				
813	23	29	22	7		29			29	29		7	53.57	16	12,875	
	24	26	12	14		26	1		26	26		14	42.78	4	6,500	
	25	10	8			10			10	10		2		8	7,225	
	26	28	19	7		28	1		26	26		7	35.42	15	11,333	
	27	18	13	4	1	18	1	1	17	17		4	54.50	11	10,772	
	28	3	3		1	3			3	3				3	14,166	
	29	19	16	3		19			19	19	1	3	51.66	16	13,875	
	30	23	17	6		23			23	23		6	60.83	15	14,533	
	31	19	15	4		19			19	19		4	45.00	12	11,500	
	32	15	7	8		15	3		15	15		5	78.00	4	13,625	
	814	1	2													
		4	34	30	4		34	2	2	34	34		4	32.50	23	10,782
5		14	10	4		14	2		14	14		3	43.33	7	9,642	
6		12	12			12			12	12	1			12	13,291	
7		27	27			27			27	27				27	11,870	
8		12	12			12			12	11				11	12,853	
9		3	3			2			3	3				3	10,666	
12		41	41			40			41	41				38	13,000	
13		29	28			29		1	28	28				27	11,814	
14		6	5	1		6			6	6		1		3	12,666	
15		8	8			8			8	8				8	9,912	
16		22	22			22	1	1	22	22				17	10,347	
19		8	4	4		8			8	8	1	4	32.50	2		
20		11	9	2		11			11	11	1	1		8	8,687	
21		28	24	2	2	28			26	26		1		23	12,656	
22		34	31	2	1	31		1	33	30		1		29	12,054	
23		10	9	1		10			10	10		1		7	12,142	
24		14	3			3		11	3	3				3	13,666	
25		14	11			11		3	11	11				10	13,320	
27		13	13			13		3	13	13	1			13	12,407	
28		20	15	5		20			20	20		5	32.40	13	12,561	
29		17	13	3		17	3		16	16	1	3	19.33	13	11,561	
30		22	19	3		22	1		22	22		3	29.33	16	11,843	
31		28	21	7		24			28	28	1	7	28.57	18	10,805	
32	12	10	2		12			12	12	1	2		7	8,357		
33	25	20	4		24		1	24	24		4	41.25	14	10,571		
34	6	3	3		6			6	6		3	28.33	2			
815	1	34	13	20	1	34	4	4	33	33	2	17	19.76	4	7,250	
	816	1	53	19	34		52	10	4	53	52	2	30	28.90	4	10,750
		2	27	13	14		25	4	1	27	27	2	14	26.64	2	7,666
		3	26	7	19		26	6		26	26		18	26.11	3	
		4	50	21	29		50	1	1	50	50	1	29	34.27	7	7,333
		5	51	26	25		51	7	3	51	51	1	24	25.87	5	9,071
		6	24	13	11		23			24	23	1	10	30.80	5	9,800
7		46	16	30		46	4	3	46	46	1	27	31.85	4	8,250	
817	3	58	31	27		58	8		58	58	1	27	30.48	10	9,350	
	4	52	30	21	1	52	4		51	51	1	22	25.77	10	8,130	
	5	65	34	31		65	4		65	65	2	31	32.32	7	8,571	
	6	49	25	24		48	5		49	48	1	24	32.70	9	8,877	
	818	1	1													
		2	30	12	17		30	9	1	29	29	2	13	24.84	4	7,750
4		37	17	20		37	9	1	37	37	2	16	27.06	3	6,000	
5		50	25	25		50	12	4	50	50	2	24	20.87	8	7,387	
6		32	13	19		31	10	1	32	32	1	19	24.63	4	7,500	
7		32	13	19		32	10	9	32	32	1	18	26.11	2		
819		1	38	16	22		38	2	1	38	38	1	21	45.61	2	
	2	34	22	12		34	4		34	34	2	4	35.00	25	9,532	
	3	39	27	12		39			39	39		12	32.25	18	9,437	
	4	39	22	17		38			38	38		16	31.81	10	7,200	
	5	36	22	14		36	2		35	35		13	32.61	12	7,200	
	6	34	16	18		34	4		34	34		17	48.05	13	6,853	
	7	34	24	10		29	1	1	29	29		4	35.00	13	8,255	
	8	30	20	10		30	3		30	30		9	37.44	15	8,033	
	9	32	22	10		32			32	32		10	37.00	15	8,946	
	10	32	22	10		32			32	32		10	39.50	24	11,250	
	11	38	28	10		38	2	2	38	38	1					
	12	10	6	4		10			10	10		4	57.50	2		
	13	51	21	28	2	48	3		49	47	2	27	46.40	8	13,000	
	14	45	21	24		43			45	45		24	52.87	16	12,312	
	15	76	37	39		76	5		76	76	2	39	45.79	17	11,235	
	16	56	37	18		56			55	55		18	45.22	26	11,653	
	17	47	30	17		47		1	47	47	1	16	38.37	20	11,875	
18	15	14	1		15			15	15		1		11	11,136		
19	25	4	4		25	2		25	25	1	3	36.66	18	11,250		
20	40	32	8		40	1		40	40	1	8	30.87	26	10,803		

<sup>1</sup>For renter - occupied dwelling units and vacant nonseasonal not dilapidated units, for rent.  
<sup>2</sup>For owner - occupied dwelling units and vacant nonseasonal not dilapidated units, for sale only.

HOUSING—BLOCK STATISTICS

Table 3.—CHARACTERISTICS OF HOUSING FOR CENSUS TRACTS, BY BLOCKS: 1950—Con.

Census tract	Block	All dwelling units by occupancy and tenure					All dwelling units by condition and plumbing facilities			Occupied dwelling units			Contract monthly rent <sup>1</sup>		Value <sup>2</sup> of one-dwelling-unit structures		
		Total	Owner occupied	Renter occupied	Vacant non-seasonal not dilap. for sale	Other vacant and non-resident	Number reporting	No private bath or dilap.	No running water or dilap.	Total	Persons per room		Occupied by non-white	Number reporting	Average monthly rent (dollars)	Number reporting	Average value (dollars)
											Number reporting	1.51 or more					
819	21	33	29	4					33	33	1		4	36.50	23	11,682	
	22	48	26	22					48	48	2		21	43.95	19	12,084	
	23	64	34	30					64	64	2		30	46.53	8	12,187	
	24	63	29	33		1			62	60	2		32	44.46	8	11,012	
	25	54	15	36		3			51	50	1		36	45.11	4	8,750	
820	1	17	13	4					17	17			4	72.50	6	11,800	
	2	44	22	22					44	43			16	52.00	13	11,923	
	3	33	22	11					33	33			11	52.72	11	12,027	
	4	63	42	21					63	63			19	49.05	28	11,992	
	5	38	30	5		3			35	34			5	44.60	25	12,420	
	6	11	11						11	11					11	13,636	
	8	49	38	11				1	1	49	47			11	45.54	34	12,105
	9	44	38	6						44	44			6	62.16	35	12,442
	10	38	37	1						38	38				36	12,625	
	11	46	34	12					3	46	46	1		11	41.54	26	11,000
	12	79	34	43	1	1			6	77	77	3		40	56.20	19	11,636
	13	40	23	17					3	40	40			17	43.11	16	10,125
	14	23	22	1						23	23			1		20	10,650
	15	44	37	7					2	44	44	1		5	48.40	32	10,015
	16	47	36	11						47	47	1		10	52.60	33	11,148
	17	41	37	4						41	40			4	43.50	35	11,171
	18	45	42	2		1				44	44			2		38	11,957
	19	57	40	17						57	56	1		17	35.05	26	11,345
	20	13	10	3						13	13	1		3	31.66	10	12,050
	21	28	17	8	2	1			2	25	25		1	10	49.80	15	11,233
	23	34	26	8						34	34			8	34.12	21	9,976
24	17	16	1						17	17			1		14	10,000	
25	46	27	19						46	46			19	42.68	22	10,704	
26	40	31	9					1	40	39	1		5	36.80	22	11,750	
28	32	29	3					2	32	32	1		3	43.33	28	12,678	
29	49	27	22						49	49			22	52.09	20	10,665	
30	36	21	15					3	36	36	2		15	39.66	14	10,857	
821	1	43	25	18					43	43	1		15	29.40	10	9,850	
	2	42	29	12	1				41	41	2		13	32.46	20	11,650	
	3	46	25	21					46	46			17	28.00	13	13,576	
	4	35	29	5		1			35	34			5	37.20	25	13,640	
	5	55	30	25					55	55			24	28.41	10	12,100	
	6	64	30	32	1	1			62	62			32	28.93	7	9,357	
	7	48	26	22					5	48	48			20	34.35	8	10,437
	8	43	20	23					1	43	43			22	48.00	7	9,714
	9	51	22	29					3	51	50	3		27	43.59	6	11,166
	10	60	36	24						60	59	1		20	34.30	21	8,647
	11	50	32	18					2	50	50			17	27.29	14	12,214
	12	61	39	22					3	61	61	1		21	30.61	17	9,529
	13	48	29	16	2	1				45	45	1		17	32.41	16	11,125
	14	70	31	38					7	70	69	2		37	28.81	9	7,755
	15	53	22	30		1			8	52	52	1		27	25.40	12	9,000
	16	31	21	10						31	31			9	31.33	13	12,153
	17	44	37	7					2	44	44			6	53.50	28	10,946
	18	50	37	13					1	50	50			12	33.58	24	12,270
	19	47	30	16	1				5	46	45	1		16	36.93	18	9,950
	20	43	27	14		2			1	41	41			14	40.57	17	9,441
	21	55	35	18	1	1			4	53	53	1		18	43.11	28	10,510
22	53	37	16					1	53	53	1		16	32.56	14	10,035	
23	51	31	20					1	51	51	1		20	39.55	19	9,684	
24	56	27	28		1				55	55			27	43.66	12	11,583	
25	52	27	25						52	52			25	47.16	15	11,866	
26	46	29	17					1	46	40	1		17	51.52	17	11,200	
27	39	27	12					2	39	38			11	42.72	21	12,976	
28	56	32	24					2	56	55			24	52.33	24	13,291	
29	42	30	11		1			1	41	41			11	36.81	20	11,250	
30	27	21	6						27	27			6	42.16	18	12,177	
31	35	28	7						34	34			7	38.00	24	15,250	
32	19	10	9					3	19	19	1		9	44.85	6	17,833	
822	1	32	26	6					31	32			6	48.16	23	12,043	
	2	37	34	3					37	37			2		29	12,034	
	3	41	34	6	1				40	39	2		7	47.14	26	13,442	
	4	43	36	7					42	42	2		7	35.57	30	12,133	
	5	56	27	22	3	4			51	49			22	40.59	15	12,833	
	6	49	29	20					49	49			22	49.09	18	11,972	
	7	73	38	34		1			72	70	5		18	49.06	19	11,500	
	8	41	19	22					41	41	1		21	37.04	16	10,500	
	9	35	17	17		1			34	34			17	57.00	11	11,636	
	10	65	34	31					2	64	63	5	1	30	57.10	21	12,666
	11	65	33	32					63	65	65	1		31	49.96	15	11,900
	12	46	36	9	1				46	45	45	1		10	50.70	34	11,147
	13	63	38	25					63	63	63	2		25	48.20	34	11,000
	14	60	36	23		1			60	59	58			23	49.21	30	11,676
15	44	37	7					44	44	44	1		7	47.14	31	10,612	
16	38	32	6					3	38	38			6	39.16	30	10,843	

<sup>1</sup>For renter - occupied dwelling units and vacant nonseasonal not dilapidated units, for rent.  
<sup>2</sup>For owner - occupied dwelling units and vacant nonseasonal not dilapidated units, for sale only.

Table 3.—CHARACTERISTICS OF HOUSING FOR CENSUS TRACTS, BY BLOCKS: 1950—Con.

Census tract	Block	All dwelling units by occupancy and tenure					All dwelling units by condition and plumbing facilities			Occupied dwelling units			Contract monthly rent <sup>1</sup>		Value <sup>2</sup> of one-dwelling-unit structures		
		Total	Owner occupied	Renter occupied	Vacant non-seasonal not dilap., for rent or sale	Other vacant and non-resident	Number reporting	No private bath or dilap.	No running water or dilap.	Total	Persons per room		Occupied by non-white	Number reporting	Average monthly rent (dollars)	Number reporting	Average value (dollars)
											Number reporting	1.51 or more					
822	17	50	36	13					49	49	1		9	51.11	28	11,710	
	18	43	38	5		1	4	2	43	43			5	49.00	36	12,263	
	19	50	34	15					49	47			13	52.69	31	12,406	
	20	48	36	12		1	4	2	48	47			11	48.27	24	11,354	
	21	52	32	20					52	52			20	46.80	21	12,285	
	22	62	36	26					62	61			25	48.48	18	11,888	
	23	45	36	9					45	44			9	52.44	31	12,419	
	24	22	21	1					22	22			1		20	12,625	
	25	41	13	27		1			39	39			26	50.76	9	12,111	
	26	68	26	42					68	68			1	52.66	8	12,500	
	27	35	27	8					34	35			6	61.50	19	12,421	
	28	65	27	38					62	64	1	1	36	50.19	10	13,050	
	29	56	30	26				1	56	56	2		24	45.83	18	13,083	
	30	33	28	5					33	33			3	53.33	25	12,960	
	31	46	27	19				2	46	46			16	50.62	22	13,818	
	32	38	29	9					37	38		1	9	56.44	20	13,075	
823	1	36	15	20	1				36	35			17	40.70	5	9,900	
	2	56	32	23		1		2	54	55			23	28.13	13	7,115	
	3	56	31	24		1			51	55			20	28.40	13	10,076	
	4	47	28	18		1		1	46	46		1	16	31.37	11	8,090	
	5	67	31	36					66	65		2	36	32.97	7	8,314	
	6	56	29	27				3	55	56		1	24	28.58	4	9,000	
	7	51	32	19					51	51			18	34.88	14	10,714	
	8	32	18	14					31	31		1	12	34.91	8	10,750	
	9	54	32	20		1			53	52		2	21	30.61	15	9,433	
	10	49	30	19					49	49			18	27.11	15	10,120	
	11	48	30	17		1			47	47		1	16	29.31	21	10,857	
	13	56	31	25					56	56			22	31.36	13	9,461	
	14	63	33	30				1	62	62			27	27.11	14	8,785	
	15	65	33	31		1			64	64		4	32	29.81	14	9,928	
	16	44	23	20		1			44	43			18	35.88	9	9,857	
	17	34	22	12					33	33			11	42.45		9,888	
	18	59	33	25		1			59	58		1	24	37.79	19	10,815	
	19	57	31	26					57	57			25	32.04	15	9,066	
	20	58	31	27				1	57	58		2	26	39.34	15	13,466	
	21	52	29	23				1	52	51		1	20	30.00	11	12,136	
	22	60	29	30		1			59	59		2	29	33.86	9	8,666	
	23	58	31	27					58	58		2	27	30.14	14	11,671	
	24	50	28	22					50	50		3	21	30.90	13	10,180	
	25	41	26	15					41	40		4	14	32.57	16	10,080	
	26	54	27	27					54	54			27	40.07	14	8,750	
	28	46	23	23				5	46	46		2	22	37.45	7	9,071	
	29	30	19	11					30	30			11	41.18	9	12,222	
	30	42	24	18					42	42		1	18	48.66	14	13,214	
824	3	85	32	50		3			83	81		1	49	43.28	5	13,320	
	4	74	40	34					73	74		1	33	44.00		13,583	
	5	47	31	16					47	46			15	40.20	20	12,025	
	6	45	33	12					44	44			8	41.41	21	12,871	
	7	42	34	8					42	42			8	49.75	20	11,327	
	8	36	31	5					35	36		1	5	28.40	25	13,252	
	10	48	34	14					48	48			13	50.00	22	12,230	
	11	46	35	11					46	46			10	54.60	20	10,482	
	12	57	35	21		1			54	56			19	55.63	20	12,115	
	13	29	21	8					29	29			7	56.57	14	10,642	
	14	19	16	3					19	19			3	76.66	15	13,266	
	15	54	40	14					54	54			12	51.58	32	11,988	
	16	48	34	14					48	48			11	47.63	24	13,684	
	17	53	36	17					53	53			16	52.31	25	13,480	
	18	32	28	4					32	32			4	39.75	26	11,973	
	19	42	33	9				4	41	41			9	43.22	23	13,913	
	20	50	37	13					50	50			13	45.30	28	9,950	
	21	56	34	22					54	55		1	21	42.33	29	9,317	
	22	62	31	31				5	62	61		1	29	43.17	18	9,666	
	23	43	32	10		1			42	41			11	47.09	20	10,300	
	24	42	29	13					41	42			13	33.00	21	11,323	
	25	43	29	14					43	42			14	41.57	18	11,633	
	26	43	32	11					42	42			11	45.54	23	10,500	
	27	60	32	28		2			59	58			26	46.23	16	13,123	
	28	55	31	24					55	55			22	46.18	22	13,313	
	29	18	12	6					18	18			5	42.60	9	11,444	
825	1	11	8	3					11	11			3	34.00	1	6,800	
	2	20	10	10					20	20			10	33.20	5	8,400	
	3	28	13	15					28	28			14	33.50	5	8,400	
	5	27	20	7					26	26		1	6	53.33	6	9,666	
826	1	22	9	13					21	22			13	30.84	5	8,600	
	2	24	12	11		1			21	23			10	48.30	7	11,785	
	4	5	3	2					3	5			2		1		
	5	11	7	4					9	11			3	22.66	3	6,000	

<sup>1</sup>For renter - occupied dwelling units and vacant nonseasonal not dilapidated units, for rent.

<sup>2</sup>For owner - occupied dwelling units and vacant nonseasonal not dilapidated units, for sale only.

HOUSING—BLOCK STATISTICS

Table 3.—CHARACTERISTICS OF HOUSING FOR CENSUS TRACTS, BY BLOCKS: 1950—Con.

Census tract	Block	All dwelling units by occupancy and tenure					All dwelling units by condition and plumbing facilities			Occupied dwelling units			Contract monthly rent <sup>1</sup>		Value <sup>2</sup> of one-dwelling-unit structures		
		Total	Owner occupied	Renter occupied	Vacant non-seasonal not dilap., for rent or sale	Other vacant and non-resident	Number reporting	No private bath or dilap.	No running water or dilap.	Total	Persons per room		Number reporting	Average monthly rent (dollars)	Number reporting	Average value (dollars)	
											Number reporting	1.51 or more					Occupied by non-white
826	6	5	3	2		4			5								
	7	12	7	5		12	1	1	12	5		2		2			
	8	26	15	11		23	1		26	26		11	33.66 35.00	7 8	8,571 8,125		
827	4	1															
	5	1															
	11	4	2	2		4			4	4		1					
	13	1															
	17	7	4	1	2	7	1	1	5	5				4	12,700		
	18	9	9			9			9	9				9	11,422		
	21	1															
	23	3	2	1		3			3	3	1	1		1			
	37	2															
	38	6	3	2	1	5	2		5	5		3	25.00	2			
	39	2															
	42	3	3			3			3	3				3	11,000		
	43	26	20	3	2	26			23	23		3	20.00	20	11,540		
	44	19	14	5		19	2	1	19	19	1	5	27.40	11	10,936		
	45	14	10	4		14	1	1	14	14		4	19.75	8	11,375		
	46	12	9	3		12			12	12		3	57.00	7	11,642		
	48	6	5	1		6			6	6	1	1		4	10,375		
49	6	3	3		6			6	6		3	26.00	1				
50	6	3	3	1	6			6	5		2		1				
51	3	3			3			3	3				3	11,000			
828	1	2															
	2	5	3	2		5	2	1	5	5				1			
	4	4		4		4			4	4							
	17	3	3			3			3	3	2	48.75	4	3	10,666		
	20	4	2	2		4	3	2	4	4	1		1				
	27	1															
	30	2															
	31	2															
	32	5	3	2		5			5	5		2		2			
	33	3	1	2		3			3	3		2					
	35	3	1	2		3	3	3	3	3		2					
40	3	3			3	1	3	3	3				3	4,066			
829	4	1															
	5	1															
	9	3	2	1		3	1		3	3				1			
	19	2															
	20	6	2	4		6			6	6		4	34.25	1			
	21	1															
	22	3	2	1		3			3	3		1		1			
	23	3	3			3			3	3		3	39.66	6	11,250		
	24	6	4	2		6			6	6		1		2			
	25	9	6	3		9	1	1	9	9		3	29.33	5	9,900		
	26	1															
	29	17	15	2		17			17	17	1			10	11,000		
	30	18	15	3		18			18	18	1	3	66.33	13	12,061		
	31	25	16	9		25			25	25	1	7	48.71	13	11,723		
	32	22	13	9		22	4		22	22		9	38.44	11	9,954		
	33	23	19	4		23			23	23		4	47.50	16	11,500		
	34	28	17	9		28	1		26	26		9	39.55	12	10,458		
	35	11	6	3	2	11			9	9		3	41.33	6	11,750		
	36	9	8	1		9			9	9		1		7	10,714		
	37	13	12		1	12			12	12	1			12	10,291		
	38	3	3			3			3	3				2			
	39	8	8	2		8	1		8	8		2		4	10,375		
	43	1															
	44	2															
	48	8	8			8			8	8				8	10,512		
	49	23	20	2		22	1		22	22		2		16	10,343		
	50	17	14	2	1	17	1		16	16		3	39.00	11	9,954		
	51	17	14	3		17	2		17	17		3	46.66	13	11,100		
52	12	9	3		12			12	12		2		7	10,528			
53	29	21	6	1	29	1		27	27		5	41.20	19	10,815			
54	48	21	27		48	2		48	48	1	27	58.29	12	11,091			
55	51	24	27		50			51	51	2	25	46.48	14	12,785			
56	60	30	30		57	15	1	60	58		28	47.42	18	11,777			
57	36	21	15		36	3		36	36		13	48.30	13	12,533			
58	44	17	27		43	4	1	44	43	2	27	48.96	5	10,900			
59	24	15	8		23	2		23	23	3	8	45.75	6	10,000			
60	52	14	38		52	7		52	52		36	49.44	4	13,125			
61	60	18	42		58	9	1	60	59	4	41	42.60	6	14,500			
62	39	13	25		38	7	2	38	37	2	24	52.95	3	14,000			
63	67	21	46		67	11		67	66	3	44	45.18	10	11,600			
64	21	10	11		19			21	19		10	63.50	3	8,666			
65	24	16	8		24			24	24		8	58.62	9	9,166			
66	19	15	4		19			19	19		4	48.00	13	9,846			
67	13	9	4		13	1		13	13	1	4	52.50	7	11,714			
68	9	9			9			9	9		4		9	9,244			

<sup>1</sup>For renter - occupied dwelling units and vacant nonseasonal not dilapidated units, for rent.  
<sup>2</sup>For owner - occupied dwelling units and vacant nonseasonal not dilapidated units, for sale only.

Table 3.—CHARACTERISTICS OF HOUSING FOR CENSUS TRACTS, BY BLOCKS: 1950—Con.

Census tract	Block	All dwelling units by occupancy and tenure					All dwelling units by condition and plumbing facilities			Occupied dwelling units			Contract monthly rent <sup>1</sup>		Value <sup>2</sup> of one-dwelling-unit structures	
		Total	Owner occupied	Renter occupied	Vacant non-seasonal not dilap., for rent or sale	Other vacant and non-resident	Number reporting	No private bath or dilap.	No running water or dilap.	Total	Persons per room		Number reporting	Average monthly rent (dollars)	Number reporting	Average value (dollars)
											Number reporting	1.51 or more				
829	69	17	13	4												
	70	20	15	5					17	1	1	4	48.50	9	9,888	
	71	6	5	1					20	3	1	5	68.40	11	10,227	
	72	2							6	3	1	1		3	10,333	
	73	1														
	75	2														
830	1	17	3	14					17	1		12	46.33			
	2	8	1	7					8	3		7	47.00			
	3	2														
	4	7	2	5					7	4	2	5	35.20			
	5	1														
	6	1														
	16	33	10	22	1				33	6		22	52.90	1		
	17	22	12	10					22	2		10	43.30	7	9,357	
	18	9	6	3					9	2		3	26.33	4	8,500	
	19	8	2	6					8			4	63.50			
	20	12	7	5					12	6	1	5	59.40			
	21	4	4						4	3	1					
	22	1														
	26	3	2	1					3	2	1	1				
	27	20	8	12					20	3	1	10	59.30	1		
	28	12	6	6					12	3	1	6	39.83			
	29	27	13	14					27	27	1	14	51.57	5	7,600	
	30	93	32	61					93	92	6	58	47.72	13	8,807	
	31	38	15	22					38	1	1	22	35.22	7	7,000	
32	34	15	18		1			34	10	3	18	40.83	6	6,616		
33	14	2	12					14	4	2	10	50.30	1			
34	6	2	4					6	6	3	4	57.00	1			
35	2															
37	3	3						3	3					2		
831	1	6	1	4					5	5		3	55.00	1		
	2	23	21	2		1		23	23		18		18	10,972		
	3	26	20	6				26	26	1	16	40.83	16	9,906		
	4	13	5	8				13	12	1	3	29.40	3	9,000		
	5	20	15	4	1			20	19	1	12	42.50	12	11,166		
	6	20	17	3				20	20	1	14	57.33	14	8,821		
	7	19	13	6				19	19	1	7	40.00	7	8,285		
	8	36	14	21		1		36	35	1	21	40.19	3	11,666		
	9	41	18	22		1		41	40	1	20	40.75	9	9,000		
	10	18	10	8				18	18	1	6	41.33	4	11,250		
832	1	31	19	10	1	1		30	28		10	48.50	14	11,357		
	2	31	19	12				31	31		9	41.44	13	13,269		
	3	40	24	15		1		39	39		14	57.50	13	13,115		
	4	12	9	3				12	12		3	55.00	7	13,000		
	5	30	16	14				29	30		14	47.78	13	13,846		
	6	31	22	9				31	31	1	9	48.44	20	13,450		
	7	40	28	12				40	40	1	12	55.66	19	13,236		
	8	19	18	1				19	19		1		17	11,429		
	9	34	16	17		1		34	33	3	17	45.82	12	14,250		
	10	18	10	8				17	17	1	8	49.50	9	12,888		
	11	12	10	2				11	12	1	2		9	12,555		
	12	37	23	14				37	37		13	54.23	15	12,233		
	13	12	10	2				12	12		1		8	13,187		
833	1	3	2	1			2	1	3	2		1				
834	1	2														
	2	3							3	3	3					
	4	3	3						3	3		2		24	11,012	
	5	27	25	2				27	27		4	48.75	23	10,804		
	6	29	25	4				29	29	1	4		22	9,509		
	7	22	22					22	22	1	1		57	9,631		
	8	61	57	4				61	61	1	4		19	9,289		
	9	21	19	2				21	21	1	3		62	9,472		
	10	65	62	3				65	65		3		52	8,532		
	11	56	53	3				56	56	2	2		3	62.33	52	8,532
	12	41	36	5				41	41	2	5		35	8,548		
	13	40	21	19				40	40	2	19		12	9,058		
	14	48	41	6				47	46	6	6		35	9,657		
	15	26	5	21		1		26	26		21		18			
	16	45	25	20				45	45	1	20		18	10,972		
	17	47	27	19				47	46		19		15	11,066		
	18	18	13	5				18	18		5		13	11,000		
19	38	19	19		1		38	38		19		13	9,307			
21	61	55	5				59	58	1	4		54	8,435			
22	54	47	7		1		53	54		7		47	8,853			
23	27	22	5				27	27		5		5	80.00	22	9,009	

<sup>1</sup>For renter - occupied dwelling units and vacant nonseasonal not dilapidated units, for rent.  
<sup>2</sup>For owner - occupied dwelling units and vacant nonseasonal not dilapidated units, for sale only.











## HOUSING—BLOCK STATISTICS

Table 3.—CHARACTERISTICS OF HOUSING FOR CENSUS TRACTS, BY BLOCKS: 1950—Con.

Census tract	Block	All dwelling units by occupancy and tenure					All dwelling units by condition and plumbing facilities			Occupied dwelling units			Contract monthly rent <sup>1</sup>		Value <sup>2</sup> of one-dwelling-unit structures	
		Total	Owner occupied	Renter occupied	Vacant non-seasonal not dilap. for rent or sale	Other vacant and non-resident	Number reporting	No private bath or dilap.	No running water or dilap.	Total	Persons per room		Number reporting	Average monthly rent (dollars)	Number reporting	Average value (dollars)
											Number reporting	1.51 or more				
843	9	72	24	46		2	72		70	70	2	46	50.67	13	121.15	
	10	61	38	23			61	1	61	61		23	54.30	26	132.30	
	11	49	38	10	1		49	1	48	48		11	53.81	33	135.75	
	12	64	39	24	1		62		63	62	1	22	49.59	18	134.44	
	13	9	3	6			9	1	9	9		6	49.33	3	134.00	
	14	57	37	20			57	1	57	57		18	54.61	28	134.00	
	15	52	35	17			50	1	52	51	1	17	52.35	21	144.60	
	16	30	14	16			30		30	30		16	47.68	10	137.14	
	17	40	13	26	1		40	1	39	38	1	27	46.96	4	134.00	
	18	101	29	71		1	99	3	100	97	2	71	52.26	9	148.00	
	19	66	32	34			64		66	63		30	51.20	22	123.18	
	20	71	31	40			70	2	71	71	1	39	50.56	16	123.12	
	21	82	35	47			82	3	82	81		45	48.46	17	133.52	
	22	74	34	39		1	72		73	73	3	38	48.94	17	130.11	
	23	85	40	44	1		81		84	81	2	39	52.89	26	111.97	
	24	67	35	31		1	66		66	65	1	31	49.32	21	142.61	
	25	42	28	14			41		42	40	2	13	56.46	20	127.70	
	26	1														
	27	42	21	21			42		42	41		20	61.80	9	130.00	
	28	64	29	33		2	62		62	62		33	56.87	11	155.45	
	29	58	25	33			58	1	58	58	1	32	60.68	13	131.53	
	30	54	30	24			54	4	54	54		23	54.60	21	120.47	
	31	78	20	56	2		72	3	76	76	2	53	49.01	9	118.44	
	32	93	14	78		1	91	4	92	90	8	77	46.33	8	130.62	
	844	3	1													
		6	2													
		7	21	14	7		20		21	20	1	7	42.42	10	88.00	
	8	67	9	55	1	2	66	1	64	63	2	54	58.16			
	845	1	1													
		2	35	24	11		35	3	35	35		11	46.27	16	79.68	
		4	29	7	22		29		29	29	3	20	48.25	5	94.00	
		5	32	17	15		32	1	32	32		14	53.50	9	102.77	
6		51	34	17		51	1	51	51	1	16	40.93	24	93.95		
7		29	24	5		27	2	29	29	1	5	34.60	20	87.10		
8		1														
9		27	18	7		27	2	25	25	1	7	40.14	15	98.33		
10		43	28	15		43		43	43		15	42.93	21	98.95		
11		45	19	25		45		44	44	1	25	46.80	12	90.00		
12		15	12	3		15		15	15		3	38.33	8	98.12		
13		61	35	26		61	1	61	61	5	25	42.36	25	97.20		
14		55	37	18		55	1	55	55	1	18	51.50	26	95.57		
15		9	7	2		9		9	9		2					
16		48	29	19		48		48	48	1	18	38.22	16	107.50		
17		56	29	25	2	55		54	54	3	24	51.04	17	92.68		
18		89	20	69		87	1	89	89	7	66	46.95	12	107.11		
19		33	17	16		32		33	33		12	60.75	7	106.42		
20		34	26	8		33		34	34	1	8	37.75	21	89.19		
21		20	13	7		20		20	20		7	28.14	7	107.85		
22		2														
846		1	61	18	43		59	1	61	59	1	40	52.15	10	106.00	
	2	52	36	16		52	1	52	51	1	16	53.06	25	121.60		
	3	78	33	45		77		78	78	1	46	53.06	18	136.68		
	4	53	34	19		53		53	52		19	45.06	18	136.68		
	5	79	36	41	1	79		77	77	2	41	66.78	21	132.28		
	6	55	34	20		54		54	53		18	52.75	10	105.00		
	7	61	33	28	1	61		60	60		26	48.50	21	134.76		
	8	90	21	69		84		90	89	1	24	51.57	24	122.87		
	9	58	36	22		58		58	58	1	28	51.11	12	153.33		
	10	52	36	15		51	1	51	51	1	30	49.45	32	108.90		
	11	15	5	10		15		15	15	1	15	47.66	30	94.60		
	12	50	28	20		48		48	48		9	49.77	4	102.50		
	13	38	33	5		37		38	37		20	56.05	18	106.22		
	14	39	34	5		38		39	38		5	65.20	31	139.19		
	15	41	34	7		40	3	41	41	2	6	71.00	28	130.28		
	16	48	16	32		46		48	48		30	37.66	30	123.66		
	17	68	11	53	1	64		64	64	1	13	48.40	13	108.07		
	18	119	17	102		115	2	119	117	2	3	51.14	3	110.00		
	19	47	24	22	1	46		46	46	1	4	50.55	6	137.83		
	20	126	28	97	1	124	1	125	123	2	16	60.40	16	164.68		
	21	50	25	25		50		50	50		9	53.56	9	125.55		
	22	45	25	20		44		45	45		25	60.28	13	158.07		
	23	27	19	8		27		27	27	3	7	53.16	12	132.50		
	24	37	25	12		37		37	37	1	17	57.85	17	145.88		
	25	72	30	42		65		72	69		12	56.58	20	128.00		
	26	62	31	30		58	1	61	59	2	12	60.48	12	164.16		
	27	58	28	30		58		58	58		15	54.93	15	147.20		
	28	18	5	13		18		18	18		11	49.06	11	139.09		
	29	73	32	41		73	1	73	73	1	2	42.91	2	134.58		
	30	60	27	32		59		59	59	1	12	52.10	12	134.58		
	31	80	31	49		79		80	80	2	49	50.89	13	144.61		

<sup>1</sup>For renter—occupied dwelling units and vacant nonseasonal not dilapidated units, for rent.<sup>2</sup>For owner—occupied dwelling units and vacant nonseasonal not dilapidated units, for sale only.



## HOUSING—BLOCK STATISTICS

Table 3.—CHARACTERISTICS OF HOUSING FOR CENSUS TRACTS, BY BLOCKS: 1950—Con.

Census tract	Block	All dwelling units by occupancy and tenure					All dwelling units by condition and plumbing facilities			Occupied dwelling units			Contract monthly rent <sup>1</sup>		Value <sup>2</sup> of one-dwelling-unit structures	
		Total	Owner occupied	Renter occupied	Vacant non-seasonal not dilap., for rent or sale	Other vacant and non-resident	Number reporting	No private bath or dilap.	No running water or dilap.	Total	Persons per room		Number reporting	Average monthly rent (dollars)	Number reporting	Average value (dollars)
											Number reporting	1.51 or more				
847	64	36	30	6		36			36	36	1	6	4 05 50	26	10 442	
	65	28	21	7		28	2		28	28		7	39 28	16	9 937	
	66	5	3	2		5			5	5				3	13 666	
	67	44	15	29		44	1		44	44		29	66 1 0	2		
	68	50	19	30	1	50			49	49		31	61 3 2	6	13 500	
	69	24	8	16		24			24	24		16	6 2 0 0			
	70	33	32	1		31			33	33		1		32	13 703	
	71	21	21			21			21	20				21	13 452	
	72	24	23			23			23	23				22	12 000	
	73	18	18			18	1	1	18	18	1			18	11 327	
	74	24	24			24			24	24				24	11 325	
	75	22	22			22			22	22	1			22	11 968	
	76	24	24			24			24	24	1			24	11 904	
	77	27	25	1	1	26			26	26		1		24	12 741	
	78	21	21			21			21	21				21	12 728	
	79	11	11			11	1		11	11				10	12 220	
	81	1														
	82	23	23			23			23	23				23	13 217	
	83	16	16			16			16	16		2		16	11 950	
	84	51	43	7		46			50	50		7	61 8 5	36	12 575	
90	16	7	8		15			15	15	1			8	3 312		
91	15	12	3		15			15	15	1			3	8 500		
													3	4 7 3 3	11	8 181
848	1	44	23	21		41	2		44	43	1	21	4 21 9	9	9 666	
	2	36	21	14	1	36	1		35	35		14	4 6 2 8	13	11 000	
	3	32	19	13		32	1		32	32		11	3 5 7 2	10	10 550	
	4	13	9	3		13			12	12		2		6	6 000	
	5	37	27	10		30			37	37	1	7	3 5 7 1	18	7 722	
	6	48	35	13		48			48	48		13	3 6 0 0	25	8 980	
	7	55	31	23	1	55	5	1	54	55		23	3 6 8 5	16	8 062	
	8	56	32	24		56			56	56		24	4 3 7 0	18	8 972	
	9	46	35	11		37	1		46	46		10	3 6 3 3	24	7 504	
	10	34	24	8	2	34			32	32		4	3 1 2 5	19	7 657	
	13	1														
	14	1														
	849	1	3	2	1		3			3	3		1		1	
		4	27	6	21		26	1	1	27	27	2	21	5 2 9 5		
5		37	9	28		36	2		37	36	2	28	4 6 9 2	1		
6		11	9	2		11	1	1	11	11	1	2		4	7 875	
850	1	32	16	16		32	8	2	32	32		14	3 7 5 0	10	8 920	
	2	40	28	11	1	40			39	39		10	4 2 0 0	23	8 891	
	3	24	19	5		23	2	2	24	23	4	3	3 0 0 0	16	6 968	
	5	45	29	16		44	4	1	45	43	2	14	3 9 2 8	18	7 305	
	6	41	30	11		41	2		41	40	1	10	4 0 7 0	24	8 187	
	7	64	36	28		64	1	1	64	64	1	24	3 8 0 8	18	9 305	
	8	73	32	41		73	3	1	73	73	2	40	4 3 0 7	14	9 757	
	10	42	30	12		42	2		42	42	1	12	3 9 3 3	21	7 952	
	12	31	24	7		31			31	30		7	4 0 2 8	19	8 731	
	13	43	30	12	1	42			42	42		10	4 9 5 0	18	9 861	
	14	41	26	14	1	41			40	40	1	1	3 9 3 5	16	9 281	
	15	39	27	12		39	2		39	39		14	4 3 2 5	18	10 250	
	16	12	10	2		12	1		12	12		2		8	10 250	
	18	18	14	4		18			18	18		4		11	10 272	
	19	44	30	14		43			44	44		13	3 3 7 5	20	9 550	
	20	41	32	9		41	3		41	41		5	3 4 8 8	23	8 243	
21	15	8	7		15			15	15	1	5	3 0 6 0	4	10 000		
23	7	6	1		7			7	7		1		5	9 900		
24	26	17	9		26			26	26		9	3 6 4 4	12	8 333		
851	1	57	27	29		57			56	56	1	30	3 9 1 3	11	7 609	
	2	59	32	25	1	57	4		57	55		23	3 7 5 6	13	8 807	
	3	67	29	38	2	66			67	65	3	35	3 4 7 4	13	7 230	
	4	45	24	21		44			45	44	1	18	3 5 0 0	12	8 500	
	5	58	30	28		57			58	57		28	4 0 4 2	19	9 052	
	6	67	32	35		67			67	67		34	4 3 9 4	13	7 307	
	7	72	37	34		72			71	71	1	33	4 4 1 2	15	9 133	
	8	62	40	22		62	4		62	62		19	3 8 2 6	22	8 140	
	10	55	31	23	1	55	3		54	54	1	24	3 9 5 0	14	7 357	
	11	67	34	31	1	66	2		65	64	1	24	3 8 2 5	13	9 115	
	12	55	33	21	1	54			54	53		18	3 1 7 2	21	8 309	
	13	49	24	25		46	3		49	49	2	18	4 3 5 0	11	8 481	
	14	55	34	21		53	1		55	55	3	22	3 8 3 5	18	8 538	
	15	63	34	29		61			63	63	1	28	4 6 2 5	18	8 072	
	16	50	35	15		48			50	50		14	3 6 3 5	25	9 460	
	17	83	45	38		81	1	1	83	83	1	36	3 9 8 0	25	12 880	
	18	53	38	15		53			53	53	2	15	3 9 7 3	25	9 244	
	19	21	14	7		21	2	2	21	21		6	4 0 8 3	9	8 722	
20	32	23	9		32			32	32		8	3 9 1 2	15	8 533		
21	43	25	18		42	4	1	43	43		17	4 0 8 8	11	9 636		
22	30	23	7		28			30	30		7	4 5 5 7	18	10 388		

<sup>1</sup>For renter - occupied dwelling units and vacant nonseasonal not dilapidated units, for rent.<sup>2</sup>For owner - occupied dwelling units and vacant nonseasonal not dilapidated units, for sale only.

Table 3.—CHARACTERISTICS OF HOUSING FOR CENSUS TRACTS, BY BLOCKS: 1950—Con.

Census tract	Block	All dwelling units by occupancy and tenure					All dwelling units by condition and plumbing facilities			Occupied dwelling units			Contract monthly rent <sup>1</sup>		Value <sup>2</sup> of one-dwelling-unit structures	
		Total	Owner occupied	Renter occupied	Vacant non-seasonal not dilapid., for rent or sale	Other vacant and non-resident	Number reporting	No private bath or dilap.	No running water or dilap.	Total	Persons per room	Occupied by non-white	Number reporting	Average monthly rent (dollars)	Number reporting	Average value (dollars)
										Number reporting	1.51 or more					
851	22	56	33	23		54	5	3	56	55	1	23	383.4	18	9,750	
	24	67	22	44		61	9	2	66	63		40	434.2	9	10,411	
852	1	57	35	22		57			57	55	1	22	369.5	17	7,911	
	2	60	31	29		60	11		60	49	1	26	403.8	13	7,846	
	3	49	36	13		47			49	49	1	13	366.1	19	7,989	
	4	51	27	22	1	47		2	49	27	1	20	354.0	12	7,333	
	5	29	21	8		29			29	58	3	8	317.5	14	8,857	
	6	59	36	22		57	1	1	58	50	3	19	404.2	25	8,932	
	7	51	33	17	1	51			50	69	3	15	388.0	20	9,125	
	8	69	44	25		69			69	69		23	521.3	27	8,507	
	9	64	40	24		63			64	70	1	21	448.0	22	7,518	
	10	71	47	24		70		1	71	70	2	23	409.1	26	7,942	
	12	60	36	23	1	59	2	1	59	59	2	23	441.7	17	8,123	
	13	32	19	12	1	31		2	31	31	1	12	370.0	13	10,000	
	14	54	23	31		54			54	53	1	30	405.3	13	9,307	
	15	62	34	27	1	62		2	61	67	2	28	394.6	16	9,856	
	16	58	32	25	1	58	3	2	57	57	2	26	378.8	11	7,318	
	853	1	71	23	47	1	71			70	70		47	506.5	8	13,500
		2	60	26	33	1	57			59	58		33	510.3	5	12,800
		3	80	32	47		79			79	79		47	512.3	2	
4		54	22	32		54			54	54	1	31	473.8	2		
5		60	34	26		60	1		60	60		25	408.4	12	9,250	
6		30	21	9		30			30	30		9	433.3	10	11,400	
7		63	39	23		63		2	62	62		24	446.6	23	10,782	
8		54	38	16	1	54			54	54		15	358.6	27	11,296	
9		52	39	12		51		2	51	51	1	10	376.0	30	10,233	
10		55	40	14	1	51		2	54	51	2	13	373.8	24	11,000	
11		62	37	25		62		2	62	62		25	368.4	25	9,880	
12		51	33	17	1	50		1	50	50		16	376.8	25	9,000	
13		9	6	3		9			9	9		3	566.6	3	6,600	
14		17	11	6		16			17	17	1	4	355.0	7	8,571	
15		20	13	7		20		3	20	20		7	271.4	9	8,777	
16		12	9	3		12			12	12		3	250.0	6	8,333	
18		8	2	6		8			8	8		6	288.3			
19		19	2	11		19	1	1	19	19	1	10	284.0	4	8,425	
20		13	10	3		10			13	13		1		8	7,125	
854		1	58	13	45		53	6	4	58	56		40	449.2		
	2	58	22	36		50			58	57		36	404.1		15,750	
	3	67	27	40		59	2	1	67	65	1	38	443.4	4	8,275	
	4	74	27	46	1	74			73	72		47	444.4	2		
	5	82	31	51		82	2	1	82	82		50	374.4	9	8,777	
	6	76	35	40	1	76		1	75	75	1	39	378.2	13	7,476	
	7	88	36	51	1	88		1	87	87	1	49	402.0	12	7,791	
	8	70	25	44	1	68		1	69	69	2	43	409.7	3	7,500	
	9	65	24	41		64		4	65	65		40	380.2	8	6,875	
	10	97	37	58	2	97		3	95	95	2	55	316.3	11	7,454	
	11	70	41	29		70			70	70		28	334.2	17	8,205	
	12	55	31	24		55	1	1	55	55		23	307.8	19	9,131	
	13	9	4	4		9			9	9		4	382.5	2		
	14	29	14	14	1	29		4	28	28		14	408.5	5	6,200	
	15	16	11	5		16			16	16	1	7	250.0	7	6,428	
	16	10	2	8		10			10	10		7	374.2	1		
	17	6	1	5		6			6	6		5	216.0	1		
855	1	27	18	9		26			27	27	1	8	318.7	10	8,300	
	2	53	32	21		53			53	53		20	383.0	16	8,093	
	3	57	44	13		50		3	57	55	1	11	311.8	24	9,266	
	4	54	34	20		48	11		54	52	1	14	493.5	21	9,547	
	5	83	49	33		67	1	1	82	69	1	23	405.6	18	9,916	
	6	56	31	25		50			56	51	1	22	379.0	11	8,700	
	7	89	44	44		85		1	88	88	4	42	364.7	20	8,475	
	8	38	22	16		37			38	38		15	412.6	7	7,142	
	9	52	23	29		52			52	52	2	27	407.0	7	8,857	
	10	69	34	35		61		2	69	61	3	29	417.9	15	8,500	
	11	38	14	24		30			38	33	2	20	388.0	5	9,100	
	12	60	40	20		53		3	60	54	2	16	436.8	18	9,138	
	13	78	27	51		69			78	73	1	4	402.1	4	10,000	
	14	62	31	31		57			62	61	1	29	402.0	10	7,500	
	15	83	17	66		73		2	83	83	1	66	464.3	1		
	16	50	19	31		44			50	47	2	30	463.0			
856	1	55	13	42		54	7	5	55	54	2	37	402.7	6	16,833	
	2	90	33	55		89	16	7	88	88		53	450.5			
	3	47	29	18		47		2	47	47		18	413.8	21	7,390	
	4	127	27	98		125	2	1	125	125	1	98	412.8	12	7,708	
	5	65	30	35		65		2	65	65		31	377.4	13	8,461	
	6	65	32	32		64		2	64	64		32	469.3	13	9,153	
	7	62	36	25		61		1	61	60	1	25	412.8	19	8,289	

<sup>1</sup>For renter-occupied dwelling units and vacant nonseasonal not dilapidated units, for rent.  
<sup>2</sup>For owner-occupied dwelling units and vacant nonseasonal not dilapidated units, for sale only.

# HOUSING—BLOCK STATISTICS

Table 3.—CHARACTERISTICS OF HOUSING FOR CENSUS TRACTS, BY BLOCKS: 1950—Con.

Census tract	Block	All dwelling units by occupancy and tenure					All dwelling units by condition and plumbing facilities			Occupied dwelling units			Contract monthly rent <sup>1</sup>		Value <sup>2</sup> of one-dwelling-unit structures		
		Total	Owner occupied	Renter occupied	Vacant non-seasonal not dilap., for rent or sale	Other vacant and non-resident	Number reporting	No private bath or dilap.	No running water or dilap.	Total	Persons per room		Occupied by non-white	Number reporting	Average monthly rent (dollars)	Number reporting	Average value (dollars)
											Number reporting	1.51 or more					
856	8	59	22	37		58	10	2	59	59	2		36	43.69	6	9,083	
	9	72	24	48		71	6		72	72	1		46	45.73	3	8,733	
	10	85	36	49		83	2		85	84	1		47	40.72	12	10,083	
	11	67	34	32	1	65			66	65			32	44.62	13	9,015	
	12	89	37	51		89	2	1	88	88			50	45.42	14	8,964	
857	1	67	25	42		67	1		67	66			40	45.50	7	8,057	
	2	77	19	57		75	1		76	71	1		55	50.74	6	7,866	
	3	65	21	43		64	1		64	63	2		42	39.92	7	10,000	
	4	62	11	49		61	1	1	60	60	2		47	38.59	1		
	5	85	31	54		82	1	6	85	85	4		51	34.56	3	8,666	
	6	99	33	65	1	97	6	6	98	96		1	65	35.76	6	7,000	
	7	68	40	27	1	68	1		67	67	1		28	35.46	18	8,500	
	8	69	35	33		69	1		68	67	1		34	43.82	13	8,807	
	9	71	34	37	1	69	5	3	71	71	1		37	37.78	15	8,993	
	10	77	30	47		76	1		77	77	1		43	38.25	10	10,500	
	11	77	33	44		77			77	77			44	41.20	21	8,833	
	12	57	24	33		54	1		57	57	2		30	46.66	3	7,166	
	13	13	7	6		13			13	13	1		5	38.60			
	14	39	14	25		38	3		39	38	2		25	40.56	8	8,750	
	15	21	13	8		20			21	20			8	37.00	4	7,250	
	16	20	7	12		20			19	19			11	40.54	4		
	17	16	3	13		15	2	1	16	16	2		13	40.92	2		
858	1	39	29	10		38			39	39			10	46.70	21	9,109	
	2	37	27	9	1	37	4		36	36		9	9	58.33	23	8,934	
	3	72	34	38		71	2		72	72			37	33.40	15	8,000	
	4	39	17	22		35	6		39	39	1		22	38.95	3	7,333	
	5	63	21	42		61	6		63	63	2		39	35.05	2		
	6	24	16	8		23	1		24	24			6	39.33	9	10,555	
	7	53	36	17		52	1	1	53	53			17	40.35	23	9,173	
	8	55	26	29		53	1	1	55	54		25	28	48.14	15	7,060	
	9	60	31	28	1	59	1		59	59	2	20	29	41.79	23	10,973	
	10	125	34	88	1	109	7	5	122	121	3	1	87	47.05	12	7,958	
	11	100	32	68		100	15	1	100	97	3		65	43.44	11	9,727	
	12	44	24	19	1	41	2	1	43	42	1		18	44.61	10	11,750	
	13	52	19	32		46			51	51	3		29	43.48	7	9,642	
	14	74	28	46		74			74	73			44	39.29	15	7,333	
	15	62	29	33		61	3		62	62	2		33	44.60	12	9,416	
	16	56	22	34		56			56	56	1	7	30	44.60	4	7,750	
859	1	83	25	58		81	7		83	83	3		56	41.28	7	7,642	
	2	57	23	34		57	1		57	57	1	1	32	37.53	8	8,625	
	3	90	32	58		90	14	2	90	90	3		55	42.27	13	7,307	
	4	73	10	63		71	6	6	73	73			63	35.41	1		
	5	60	28	29	2	60	5		57	57			30	42.30	10	7,100	
	6	76	37	39		75	1		76	76	1		39	38.97	19	7,342	
	7	72	32	40		71	5		72	72	3		40	39.65	14	7,407	
	8	68	38	30		67	1		68	67	2		29	39.13	22	7,963	
	9	73	30	41	2	72	3		71	71	2		43	40.58	9	8,411	
	10	70	33	36	1	70	2		69	69	1		37	41.29	19	8,473	
	11	57	34	23		57	5		57	57			22	39.22	16	8,625	
	12	61	31	28	2	59	6		59	59	1		30	39.20	9	7,622	
860	1	75	17	57	1	73			74	74	3		58	44.12	3	10,166	
	2	88	26	62		87			88	88			61	42.60	8	10,562	
	3	63	31	31		59	6	2	62	60	2		30	41.10	8	10,250	
	4	59	29	29	1	58	4		58	57			30	44.96	3	10,000	
	5	78	38	40		77	4		77	77	2		38	41.60	11	8,863	
	6	91	43	48		91	4		91	91	1		46	41.52	15	8,693	
	7	87	42	45		85	4		87	86			43	36.32	12	6,708	
	8	70	25	43		68	17	7	68	67	2		42	37.45	7	10,142	
	9	49	25	23		49	3		48	48	2		23	34.04	15	8,066	
	10	82	41	40	1	82	4	1	81	81	1		40	41.07	12	9,416	
	11	65	34	30		65	2		64	64			29	36.89	13	7,438	
	12	49	23	26		49	4		49	49			23	37.82	13	8,461	
	13	4	2	2		4			4	4			2				
	14	13	5	7		13	4	1	12	12			7	26.14	2		
	15	8	3	5		8			8	8			5	37.80	1		
	16	11	4	6	1	11	2		10	10			6	24.16	3	7,000	
	17	1				1											
	18	11	3	8		11	7		11	11			8	34.75			
861	1	48	19	28		48	1		47	47	3	4	26	72.03	1		
	2	55	25	30		55	1		55	55	3	5	29	67.03	8	7,562	
	3	59	26	33		59	1	1	59	59	4	4	33	52.81	5	6,800	
	4	74	24	50		74	4		74	74	3	6	49	57.61	4	7,875	
	5	63	24	38	1	63	9		62	62	3	6	37	43.18	6	10,833	
	6	32	14	18		32	5		32	32			16	47.37	6		
	7	69	29	40		64	2	2	69	68			40	36.12	7	6,428	
	8	80	31	47	1	80	1	1	80	77	7	4	48	40.50	7	7,500	

<sup>1</sup>For renter - occupied dwelling units and vacant nonseasonal not dilapidated units, for rent.

<sup>2</sup>For owner - occupied dwelling units and vacant nonseasonal not dilapidated units, for sale only.

Table 3.—CHARACTERISTICS OF HOUSING FOR CENSUS TRACTS, BY BLOCKS: 1950—Con.

Census tract	Block	All dwelling units by occupancy and tenure					All dwelling units by condition and plumbing facilities			Occupied dwelling units			Contract monthly rent <sup>1</sup>		Value <sup>2</sup> of one-dwelling-unit structures	
		Total	Owner occupied	Renter occupied	Vacant non-seasonal not dilap., for rent or sale	Other vacant and non-resident	Number reporting	No private bath or dilap.	No running water or dilap.	Total	Persons per room		Number reporting	Average monthly rent (dollars)	Number reporting	Average value (dollars)
											Number reporting	1.51 or more				
861	9	66	26	40			6	3	66	65	3	61	38	4 621	8	6 625
	10	49	17	32			7	4	49	49	4	46	31	3 541	2	
	11	75	26	48		1	5	3	74	73	3	68	47	3 387	4	6 625
	12	65	11	53	1		5	3	64	64	3	58	53	3 673	2	
	13	91	17	73	1	1	32	26	89	90	13	84	71	2 992	5	8 800
	14	35	14	21			3		34	35	1	35	20	4 030	5	8 200
	15	72	13	58	1		33	29	71	71	3	40	59	2 900	2	
862	1	70	7	62	1	1	6	3	69	69	3	1	61	4 380		
	2	62	18	43			6	1	61	59	1		43	4 646	2	
	3	61	10	51			5		61	60	2		48	5 900		
	4	85	16	69			8		85	81	1		67	5 734		
863	1	55	22	30	3		2		52	51			27	4 870	6	10 666
	2	70	33	37			2	1	70	70			37	4 186	14	8 978
	3	69	33	36			6		69	68	2		33	4 145	11	8 590
	4	53	31	22			2	1	53	52	2		21	4 033	19	8 973
864	1	84	35	49		1			84	84	3		47	4 329	19	8 868
	2	71	31	39		1			71	70	1		38	4 452	11	9 363
	3	84	32	51	1		2		83	82	6		50	4 364	10	9 200
	4	62	22	40			4		62	61	4		36	4 005	7	7 785
865	1	39	18	21			2		39	39	3		19	4 352	6	10 583
	2	76	28	47		1	10	1	75	75	1		44	4 713	7	10 428
	3	70	24	46			8		70	70	3		45	4 342	6	11 333
	4	77	30	47			7		77	77	3		24	3 758	1	
	5	70	40	30			12	5	70	70	5		36	3 077	14	9 128
	6	62	36	26			2		62	60	1		35	4 345	5	11 400
	7	63	24	38	2		6		63	62	2		37	4 005	7	9 500
	8	40	15	24	1		4	2	40	39	1		23	3 856	5	8 200
	9	63	29	34	1		1		62	62	4		38	4 455	3	7 833
	10	54	30	24	1		5		54	54	4		30	4 296	12	8 916
	11	5	4	1					5	5			4			
	12	10	4	6			1		10	10			6	3 500		
	13	31	18	12		1	1		31	30	1		10	3 780	7	9 642
	14	38	30	8			3	1	38	38			6	4 550	20	10 550
	15	41	15	25		1			40	40	1		15	3 946	16	9 718
	16	38	20	18		1			38	38	2		18	3 061	11	9 227
	17	61	38	23			6		61	61	2		23	3 682	24	8 395
	18	42	24	18			4		42	41			17	3 458	7	9 000
	19	44	4	40			4		44	44			4		4	9 250
	20	12	11	1			12		12	12			1		10	8 300
	21	11	6	5			11		11	11			5	4 380	4	7 875
	22	19	19				18		19	19			19		19	9 315
	23	55	35	20			5	1	55	54	1		12	3 521	22	8 613
	24	47	33	14			4		47	46			12	3 450	19	8 631
	25	51	33	18			5		51	51	1		14	4 128	18	8 388
	26	57	41	13	2		5	4	57	51		1	13	3 438	29	9 206
	27	51	25	25		1	1		50	50	1		23	3 156	11	9 681
	28	18	7	11			1	1	18	18		1	5	3 200	2	
	29	62	36	26			5	3	62	62	4		23	4 926	20	12 550
	30	57	38	18	1		5	1	57	56	1		17	3 994	21	9 380
	31	58	31	25		2	4	4	56	56			24	4 283	17	8 382
	32															
	33	12	4	8			12	1	12	12			7	3 585	2	
866	1	26	14	12			9	6	26	26			12	4 458	7	7 428
	2	66	34	32			18	17	66	66	1		32	3 900	24	8 787
	3	52	31	21			25	23	52	52			21	4 009	17	8 764
	4	57	41	16			2		57	55			15	5 373	32	10 759
	5	42	32	10			7		42	40	1		9	3 855	24	9 383
	6	75	36	39			4		73	72	4		7	3 857	54	9 250
	7	35	27	8		2	1		35	35			6	4 566	22	8 818
	8	30	24	6			30		30	30			5	3 420	21	8 076
	9	35	24	11			35		34	33			6	3 883	24	9 291
	10	42	31	11		3	4	4	39	39	2		7	4 428	26	9 557
	11	13	3				13		13	13			3		13	10 923
	12	15	12	3			15		15	15			3	3 833	10	10 350
	13	1					3		3	3					3	9 666
	14		3				21		21	21			4	4 875	16	9 962
	15	21	17	4			13		13	13			2		10	9 800
	16	13	11	2			22		22	22			2		17	9 264
	17	45	38	7			45		45	45			7	4 828	31	10 183
	18	39	32	7			39		39	39	2		7	3 914	27	8 907
	19	33	26	7			33	1	33	33			6	5 033	23	9 304
	20															
	21	12	9	3			12		12	12			3	4 600	7	8 971
	22	49	38	10	1		44	7	48	48			9	3 722	27	9 240
	23	57	37	20			51	9	57	57			19	4 157	26	9 192
	24	43	20	23			34	4	43	43	1		22	3 922	11	8 500
	25	24	17	7			23	1	24	24			7	3 514	13	9 923

<sup>1</sup>For renter - occupied dwelling units and vacant nonseasonal not dilapidated units, for rent.<sup>2</sup>For owner - occupied dwelling units and vacant nonseasonal not dilapidated units, for sale only.

## HOUSING—BLOCK STATISTICS

Table 3.—CHARACTERISTICS OF HOUSING FOR CENSUS TRACTS, BY BLOCKS: 1950—Con.

Census tract	Block	All dwelling units by occupancy and tenure					All dwelling units by condition and plumbing facilities			Occupied dwelling units			Contract monthly rent <sup>1</sup>		Value <sup>2</sup> of one-dwelling-unit structures		
		Total	Owner occupied	Renter occupied	Vacant non-seasonal not dilap., for sale	Other vacant and non-resident	Number reporting	No private bath or dilap.	No running water or dilap.	Total	Persons per room		Occupied by non-white	Number reporting	Average monthly rent (dollars)	Number reporting	Average value (dollars)
											Number reporting	1.51 or more					
866	26	56	32	23		1	55	2	55	55							
	27	44	33	11			44		44	44							
	28	19	15	4			19	5	19	18	1						
	30	10	10				10		10	10							
	31	13	14	4			18		18	18							
	32	13	11				11	3	13	12							
	33	12	8	4			12	4	12	12	1						
	34	1															
867	1	67	35	31	1		62	2	62	62							
	2	84	47	37			84	3	84	84	2						
	3	67	33	34			66	3	67	67	3						
	4	41	17	23	1		41	5	40	40							
	5	60	23	37			60	6	60	60							
	6	62	28	34			62	8	62	62	2						
	7	60	29	31			60	5	60	60	2						
	8	48	22	26			47	1	48	47	2						
	9	51	27	23	1		51	2	50	50	2						
	10	71	35	36			70	1	71	71	1						
	11	72	34	36	1	1	69	2	70	69	1						
	12	64	28	39			62	10	64	64	1						
	13	41	24	17			41	4	41	41	1						
	14	64	31	33			64	4	64	64							
	15	58	31	27	2		57	2	56	55	1						
	16	62	36	25	1		61	2	61	60							
868	1	49	15	34			49	3	49	49	1						
	2	64	31	31	2		63		62	62							
	3	65	30	26		1	65		64	64							
	4	71	31	37			71	5	71	71							
	5	53	20	24			52	1	53	53							
	6	114	39	79		1	110	5	113	110	1						
	7	60	23	33			59	9	60	60							
	8	57	28	33		2	57	6	55	55	2						
	9	53	26	28			53	4	50	50	3						
	10	43	28	15	3		41	2	43	43	1						
	11	44	23	19		2	41	8	42	41	2						
	12	61	25	36			58	1	61	60	1						
	13	27	14	11			27		27	27							
	14	50	33	17			50		50	50							
	15	60	33	27			59		60	59	1						
	16	69	26	43			69	7	69	67	2						
869	1	36	25	10		1	35		35	35							
	2	34	22	12			32		34	34							
	3	33	15	18			32	1	34	33							
	4	34	17	17			34	1	34	34							
	5	28	24	4			28		28	28							
	6	25	22	3			25	2	25	25							
	7	32	27	5			32	2	32	32	1						
	8	33	26	7			33		33	33							
	9	25	15	10			24	2	25	24	2						
	10	20	15	5			20	2	20	19							
	11	30	24	6			30		30	29							
	12	35	25	10			34		35	35							
	13	30	20	10			30	1	30	30							
	14	32	23	9			32		32	32							
	15	20	15	5			19	1	20	20							
	16	8	5	3			8		8	8							
	17	25	17	8			25		25	25							
	18	17	14	3			17		17	17							
870	1	71	51	20			67		71	71							
	2	35	20	15		2	34		33	33	2						
	3	28	25	3			28		28	28							
	4	87	53	33		1	77		86	86							
	5	83	40	41		2	75	3	81	80							
	6	31	25	6			31	2	31	31	2						
	7	40	27	13			39		40	40							
	8	69	47	20	1	1	69	2	67	67	1						
	9	76	48	28			75	3	76	76							
	10	31	24	7			30		31	30							
	11	17	14	3			17		17	17							
	12	67	46	21			66	3	67	66							
	13	54	40	14			54		54	54							
	14	23	17	6			23		23	23							
871	1	82	20	62			81	4	82	82							
	2	68	26	40		2	68	2	66	66	2						
	3	87	26	60			87	8	86	84							
	4	60	23	37		1	58	2	60	60							

<sup>1</sup>For renter - occupied dwelling units and vacant nonseasonal not dilapidated units, for rent.

<sup>2</sup>For owner - occupied dwelling units and vacant nonseasonal not dilapidated units, for sale only.













HOUSING—BLOCK STATISTICS

Table 3.—CHARACTERISTICS OF HOUSING FOR CENSUS TRACTS, BY BLOCKS: 1950—Con.

Census tract	Block	All dwelling units by occupancy and tenure					All dwelling units by condition and plumbing facilities			Occupied dwelling units			Contract monthly rent <sup>1</sup>		Value <sup>2</sup> of one-dwelling-unit structures			
		Total	Owner occupied	Renter occupied	Vacant non-seasonal not dilap., for rent or sale	Other vacant and non-resident	Number reporting	No private bath or dilap.	No running water or dilap.	Total	Persons per room	Occupied by non-white	Number reporting	Average monthly rent (dollars)	Number reporting	Average value (dollars)		
888	4	64	37	27					64	63	2							
	5	51	21	27	1	.2			46	48			26	5.43	23	9.60		
	6	28	8	19		1			27	27	1		28	5.67	6	11.16		
	7	15	7	8					15	15			19	5.03	3	9.83		
	8	70	25	45					15	68			8	5.62				
	9	44	23	21					70	44			44	4.68	13	11.34		
	10	60	38	22					44	43			21	6.03	10	11.55		
	11	61	31	30					60	58	1		21	6.37	25	13.34		
	12	82	33	48	1				80	61			29	6.02	11	11.59		
	13	93	26	66		1			81	80	1		49	5.58	8	11.62		
	14	46	28	18					90	91		1	63	6.05	5	12.70		
	15	38	35	3					38	46			15	3.86	19	13.76		
	16	60	39	21					31	38	1		3	6.36	29	13.55		
	17	61	39	22		1			58	59			30	5.44	20	13.15		
	18	35	3	32					60	61			21	5.71	21	9.59		
	19	24	14	10					35	35		1	20	5.63	5	12.61		
	20	36	15	21					23	24			6	7.03	12	10.28		
	21	51	20	31		1			35	35			19	5.93	11	9.37		
	22	57	24	33					51	54			25	5.48	15	11.53		
	23	82	26	56	1				57	55			28	6.36	10	11.70		
									81	80	2		54	5.40	10	13.90		
	24	33	22	11					32	33	2		10	5.22	19	11.21		
	889	1	32	5	27				31	32								
		2	48	20	28				47	48			27	3.94	1	9.77		
3		112	31	80		1		109	111	1		26	4.83	6	6.66			
4		84	34	48		1		81	82			78	4.83	9	9.77			
5		70	25	45				73	76		2	48	4.62	6	8.08			
6		6	27	7.2	1			102	99		1	49	4.47	7	9.85			
7		9	29	6.2	1			86	91			72	4.07	9	9.57			
8		8	24	4.2	2			68	91		1	60	4.48	7	10.50			
9		10	25	8.1	1			68	66			43	5.13	5	7.62			
								102	105			80	5.33	12	13.91			
10		68	36	30	2			64	66		2	80	6.36	8	10.25			
11		77	39	38				77	77			31	5.79	13	12.07			
12		80	35	44		1		78	79			37	5.34	20	9.84			
13		69	33	36		1		69	79		2	42	5.10	5	8.90			
14		93	32	61				93	93		2	42	4.86	24	8.54			
15		87	33	54				87	88		1	35	4.06	19	9.33			
16		73	34	39				71	87			51	5.07	7	9.31			
17		62	21	40				61	73			36	4.77	17	9.31			
18		43	22	20	1			42	61			40	4.15	8	10.42			
19		78	28	50		1		78	42			19	4.29	8	17.96			
20		67	31	36				64	77		1	48	4.73	9	7.50			
21		102	30	72				102	67			36	5.30	13	11.33			
22		63	36	26	1			62	67			48	4.73	9	7.15			
23	47	35	12				47	62			27	5.84	24	13.35				
24	96	29	65				94	47			12	5.50	24	11.02				
25	96	14	81				95	93		2	62	5.82	3	11.66				
26	97	35	62		1		97	95		2	80	5.39	8	10.81				
27	110	37	71				109	97			62	4.99	16	10.40				
28	64	17	47	1			64	108			71	5.62	1	9.31				
29	56	30	26				56	64			47	5.18	1	9.31				
30	51	27	24				51	56			26	4.65	12	15.16				
31	62	34	28				62	50		3	23	4.47	9	7.72				
32	41	14	27				39	51			27	4.50	11	9.18				
890	1	71	27	43	1		70	70										
2	50	18	32		3		49	17			43	4.50	12	7.08				
3	64	23	41		1		64	47			28	4.21	7	9.85				
4	42	23	19				41	63			39	4.42	10	7.65				
5	64	33	31				63	42			18	3.65	6	11.75				
6	62	26	36				63	64		1	27	4.11	9	8.50				
7	60	13	45		1		59	61			32	4.64	6	7.75				
8	23	14	9				26	58		5	46	3.43	3	6.23				
9	21	11	9				22	26			8	5.20	11	9.63				
10	34	17	17	1			20	20			10	4.67	10	7.00				
11	22	7	15				33	9		3	16	4.99	8	7.37				
12	57	30	27				57	34			15	2.43	11	7.75				
13	55	15	40				54	1			26	4.03	6	8.91				
14	85	28	57				84	12			39	3.33	16	8.75				
15	94	25	69				93	48			59	4.37	5	9.07				
16	67	24	43				66	27			69	4.50	7	5.20				
17	55	24	30				52	27			41	3.51	12	7.31				
18	39	6	32		1		38	9			28	4.10	13	7.83				
20	12	9	3				12	8			30	3.40	2	6.76				
21	38	30	8				38	12			3	3.66	5	8.83				
22	49	17	32				48	38		1	8	5.28	2	9.58				
23	34	12	21	1			33	38			15	4.84	23	9.83				
24	53	19	33				49	33			19	5.44	8	7.78				
25	52	29	23	1			52	32		1	29	4.80	7	7.71				
26	68	31	36				67	49			18	4.18	12	8.23				
27	50	20	29		1		50	67			34	4.57	11	8.26				
28	19	8	10		1		19	4		1	28	3.89	11	0.00				
29	1						1	6			9	3.65	5	7.64				
30	1						1	6			9	3.65	5	7.64				

<sup>1</sup>For renter - occupied dwelling units and vacant nonseasonal not dilapidated units, for rent.  
<sup>2</sup>For owner - occupied dwelling units and vacant nonseasonal not dilapidated units, for sale only.

Table 3.—CHARACTERISTICS OF HOUSING FOR CENSUS TRACTS, BY BLOCKS: 1950—Con.

Census tract	Block	All dwelling units by occupancy and tenure					All dwelling units by condition and plumbing facilities			Occupied dwelling units				Contract monthly rent <sup>1</sup>		Value <sup>2</sup> of one-dwelling-unit structures		
		Total	Owner occupied	Renter occupied	Vacant non-seasonal not dilap., for rent or sale	Other vacant and non-resident	Number reporting	No private bath or dilap.	No running water or dilap.	Total	Persons per room		Occupied by non-white	Number reporting	Average monthly rent (dollars)	Number reporting	Average value (dollars)	
											Number reporting	1.51 or more						
890	31	9	2	7		9	1		9	9	1		6	4 6.33	1			
891	1 2	72 57	39 20	31 34	2	3		70 57	6 10	2 9	70 54	69 54	1 2	3 3	33 32	4 8.81 4 7.78	20 6	12 675 10 500
892	1 2 3 4 5 6 7 8 9 10 11 12 13 14 15 16 17 18 19 20 21 22 24	75 65 44 34 37 17 22 45 29 53	25 30 28 32 29 16 19 31 26 31	50 34 16 2 8 3 1 2 2 20	1			74 64 44 32 36 16 21 45 27 53	1		75 64 44 34 37 17 22 45 28 51	74 63 44 34 37 17 21 45 28 51	3		49 34 16 1 7 1 3 13 2 21	4 326 4 891 6 162 4 628 7 433 5 907 5 766	21 20 21 29 24 15 18 24 27 29	11 280 11 875 12 833 10 965 11 408 11 633 11 944 13 141 13 444 11 655
893	1 2 3 4 5 6 7 8 9 10 11 12 13 14 15 16 17 18 19 20 21 22 23 24	42 68 74 57 49 66 59 60 53 41	14 29 33 31 33 30 29 27 35 39	26 39 41 26 16 30 22 33 18 2	2		41 68 71 57 49 66 58 60 51 41	1		40 68 74 57 49 66 59 59 53 41	40 68 74 57 49 66 58 59 53 41	1 2 1 1 2		28 39 41 26 16 34 28 31 18 2	5 003 5 471 5 080 4 415 4 431 4 988 5 342 5 258 4 994	8 3 11 11 27 17 13 20 30 36	10 687 12 500 11 336 10 227 10 259 9 117 10 076 10 020 10 986 10 458	
894	1 3 5 6 7 8 9 10 11 12 13 14 15 16 18 19 20 21 22	1 6 83 71 57 42 62 43 60 75	2 22 29 5 16 10 24 17	3 56 47 28 37 41 33 33 58	1		5 79 70 57 42 60 43 60 75	1		5 82 69 57 42 57 43 57 75	5 82 69 57 42 55 42 57 75	9 4 2 2 1 4 7 2	2	3 54 49 26 36 41 33 32 57	4 000 3 450 3 651 4 273 5 494 4 295 4 457 3 968 5 138	9 6 13 2 1 4 10 11	7 388 8 583 8 000 5 494 4 295 4 457 3 968 5 138	
	13 14 15 16 18 19 20 21 22	1 31 53 60 47 63 71 65 100	13 19 27 34 15 14 17 16	17 33 33 12 47 56 48 81	1		29 53 60 46 63 70 64 96	11 11 8	1	30 52 60 46 62 70 65 97	30 52 59 45 62 62 65 97	2 1 1 1 1 6 2 6		17 33 31 11 46 57 47 80	3 900 2 924 3 277 4 954 3 865 4 928 5 163 4 340	5 4 7 21 6 3 10 13	8 400 9 000 7 571 9 228 9 833 10 666 10 100 11 307	

<sup>1</sup>For renter - occupied dwelling units and vacant nonseasonal not dilapidated units, for rent.  
<sup>2</sup>For owner - occupied dwelling units and vacant nonseasonal not dilapidated units, for sale only.





Table 3.—CHARACTERISTICS OF HOUSING FOR CENSUS TRACTS, BY BLOCKS: 1950—Con.

Census tract	Block	All dwelling units by occupancy and tenure					All dwelling units by condition and plumbing facilities			Occupied dwelling units			Contract monthly rent <sup>1</sup>		Value <sup>2</sup> of one-dwelling-unit structures		
		Total	Owner occupied	Renter occupied	Vacant non-seasonal not dilap., for rent or sale	Other vacant and non-resident	Number reporting	No private bath or dilap.	No running water or dilap.	Total	Persons per room		Occupied by non-white	Number reporting	Average monthly rent (dollars)	Number reporting	Average value (dollars)
											Number reporting	1.51 or more					
900	2	46	25	21		45			46	46	1		19	49.84	15	9,466	
	3	57	24	33		57	1		57	57			32	55.75	16	10,718	
	4	101	12	70		98	2	2	101	100	5		67	48.50	4	10,750	
	6	102	31	71		12			12	12			6	47.83	2	10,250	
	7	121	16	105		65	1		121	74			57	50.70	4	10,000	
	8	74	11	63		47	2		48	44			30	52.66	3	10,000	
	9	51	15	36		66	1		75	66	2		44	52.06	12	10,208	
	10	76	22	54		43	4	1	41	41			21	39.42	17	9,529	
	11	43	22	21	2	28	3	1	31	31			18	36.22	5	8,400	
	12	31	13	18		43	3	2	31	31			18	36.22	5	8,400	
	13	42	20	22		35	2	2	42	42	3		21	43.09	9	8,833	
	14	109	30	79	3	108	8	5	106	106			78	43.74	1	10,412	
	15	114	23	91	9	111	10	2	104	104	4		89	54.48	8	10,000	
	16	93	20	73		92	14	3	93	93	1	1	73	50.63	12	10,000	
	17	79	15	64	2	76	7	3	77	76	2		59	45.84	1	10,000	
	18	3	1	2		3			3	3				1		7	10,642
	19	1	1	0		1			1	1				1		7	10,312
	20	3	3	0		3			3	3				1		3	7,300
	21	16	13	3		16			16	16	2		18	47.22	24	14,000	
	22	51	33	18		51			51	51			16	50.87	3	14,000	
	23	26	10	16		26			26	26			16	44.47	4	14,000	
	24	53	7	46	1	53			52	52	1		46	56.95	4	9,833	
	25	34	11	23		34	5		34	34			23	56.95	6	11,500	
	27	129	25	104	1	129	1		127	127			102	52.42	10	10,800	
	29	57	18	39		57	17	13	56	56			37	41.97	5	10,800	
	32	48	9	39		48	13		48	48	2		38	30.44	2		
	33	27	1	26	1	27	4		26	26	2		26	45.30	10		
	34	100	28	72		100	10		100	100		2	71	47.39	10	11,800	
	40	6	2	4		6			6	6			4	61.50			
	901	29	46	45	2	45	4	4	45	45	125	70	456	30.89	50	13,840	
		58	54	3		53			54	53			2		15	13,953	
		59	16	1		14			16	16			1		12	14,125	
		60	14	1		13			14	14							
		101	2						2	2							
		902	5	20	6	14		20		20	20			14	57.78	6	15,000
			6	22	20		22			22	20					15	13,193
			7	23	14	9	1	23		23	23			9	62.88	12	15,650
	8		7	7			7		7	7					7	14,157	
	9		21	21			20		20	20					19	15,184	
	10		14	12		1	12		12	12					13	14,630	
11	8		7		1	8		8	7					7	14,071		
12	2					2		2	2					6	13,000		
13	6		6			6		6	6					3	12,466		
14	3		3		1	3			3	3					4	13,250	
15	4		4		2	4			4	4					7	11,857	
16	7		5			7			5	5							
24	1		8			1			14	14			6	74.83	6	13,666	
26	15		8	6	1	15			6	6			4	66.25			
27	6		2			10			10	9			1		8	11,437	
39	10		9			13	1	1	10	13			3	71.00	10	11,850	
40	13		10			13			13	13	1		2		2	14,400	
45	9		4		2	9		3	4	4					3	13,333	
46	4		4		3	4		1	4	3					3	14,400	
56	3		3		3	3		1	3	3					3	13,333	
57	13		11		1	13		1	11	11					12	12,975	
58	17		16			16			16	16					16	12,987	
59	5		3		1	5			3	3			1		3	12,666	
60	14		12			14		2	12	12					12	13,416	
61	19		17			19			17	17					17	13,664	
62	12		12			12			12	12					12	13,958	
64	12		12			12			12	12					12	15,958	
65	27		24			27			27	27			3	86.66	20	15,855	
66	36		24	12		36			36	35			11	46.27	17	14,294	
67	19		16	3		19			19	19	1		2		15	14,366	
77	12		11		1	12			12	12					9	14,788	
78	23		23			23			23	23					23	14,491	
79	12		12			12			12	12					12	15,166	
80	19		19			19			19	19					19	14,742	
81	12		12		3	12			12	12					8	15,487	
82	29		29			29			29	29					29	15,524	
83	41		39		1	41		1	40	40					40	14,237	
84	34		33		1	34			34	34			1		33	12,590	
85	3		3			3			3	3					3	11,333	
93	12		10		1	12		1	10	10					11	16,136	
94	27		24		1	27		2	27	25					24	16,416	
95	27		27			27			27	27					27	16,377	
96	21		16		5	21			16	16					21	14,323	
97	11		4		7	11			4	4					11	13,227	
101	1					1											
102	2				2												
103	2			1	2										2		
104	4	3			4		2										
106	2				2												
110	9	9			9			9	9					9	11,533		
111	5	5			5			5	5					5	11,700		

<sup>1</sup>For renter - occupied dwelling units and vacant nonseasonal not dilapidated units, for rent.  
<sup>2</sup>For owner - occupied dwelling units and vacant nonseasonal not dilapidated units, for sale only.

HOUSING—BLOCK STATISTICS

Table 3.—CHARACTERISTICS OF HOUSING FOR CENSUS TRACTS, BY BLOCKS: 1950—Con.

Census tract	Block	All dwelling units by occupancy and tenure					All dwelling units by condition and plumbing facilities			Occupied dwelling units			Contract monthly rent <sup>1</sup>		Value <sup>2</sup> of one-dwelling-unit structures		
		Total	Owner occupied	Renter occupied	Vacant non-seasonal not dilap., for rent or sale	Other vacant and non-resident	Number reporting	No private bath or dilap.	No running water or dilap.	Total	Persons per room		Occupied by non-white	Number reporting	Average monthly rent (dollars)	Number reporting	Average value (dollars)
											Number reporting	1.51 or more					
902	112	11	10	1		10	2		11	11	1						
	113	3	3			3	1		3	3			1		9	13,166	
	114	9	9			9			9	9					3	8,333	
	115	10	9	1		10			10	10				1	9	11,944	
	116	4	4			4			4	4					8	16,875	
	121	18	15	1		18	2		18	16	4			1	4	8,875	
	122	12	12			12			12	16	16			1	15	14,613	
	123	18	18			18			12	12	12				12	14,058	
	125	19	17	1		19	1		18	18	18				18	16,250	
	126	7	7			7			18	18	18			1	17	17,264	
	127	4	4			4			7	7	7				7	15,928	
	129	1				1			4	4	4				4	14,000	
	130	1				1											
	135	18	17	1		18			18	18	18			1	17	12,705	
	136	11	11			10			10	11	11				11	13,727	
	137	9	9			9			9	9	9				9	15,722	
	138	7	7			7			7	7	7				7	13,971	
	139	9	8		1	9			8	8	8				8	13,187	
	140	49	45	4		49	5		49	49	49			4	8	13,187	
	150	6	2	3		5	3	2	5	5	5	1		2	43	14,641	
	151	1				1											
	152	1				1											
	153	3	3			3			3	3	3				3	19,333	
	154	1				1											
	155	15	14	1		15			15	15	15				14	13,714	
	156	34	31	3		34			34	34	34	1		3	29	12,172	
	157	6	5	1		6			6	6	6				6	13,125	
	158	17	17			17	2		17	17	17				15	12,313	
	159	26	6	20		26			26	26	26	2		20	4	13,254	
	160	18	17	1		17	1	1	18	26	26	2		20	15	12,313	
	162	3	2	1		3			3	3	3				1		
	165	8	6	1	1	8	2		7	8	8				1	4	11,250
	166	9	8	1		9			9	9	9				4	7	12,285
	167	9	8			9		1	9	8	8				8	8	12,000
	168	7	5		1	7	1	1	5	5	5				5	5	11,500
	169	12	11		1	12			11	11	11				12	12	12,250
	170	12	12			12			12	12	12				12	12	13,116
	184	1				1											
	195	2				2											
	196	10	9	1		10			10	10	10	1			9	11,666	
	197	4	3	1		4			4	4	4					2	
	198	5	4	1		5			5	5	5				1	1	
	199	11	11			11			11	11	11				11	12,409	
	200	1				1			1	1	1						
	201	3	3			3			3	3	3				3	3	12,666
	202	1				1			1	1	1						
	203	11	11			11			11	11	11				11	13,254	
	204	1				1			1	1	1						
	205	13	13			13			13	13	13				13	14,069	
	207	1				1			1	1	1						
	215	1				1			1	1	1						
	216	23	13		9	23	1		23	13	13				22	10,745	
	217	24	24			24			24	24	24				24	11,158	
	218	26	22		3	26	1		22	22	22				24	11,604	
	219	31	20	1	10	31			21	21	21			1	30	10,950	
221	15	15			15			15	15	15				15	11,133		
222	11	9	2		11			11	11	11				7	7	13,714	
261	32	27	3	2	32	4		30	30	30	1		2	26	12,561		
262	30	30			30			30	30	30				29	14,362		
263	26	26			26			26	26	26	2		2	26	12,061		
264	20	18	1	1	20			19	19	19				17	13,000		
265	25	24	1		25			25	25	25	1		1	24	10,783		
266	21	20		1	21			20	20	20	1			21	12,838		
903	1	85	22	63		84	1		85	85	3			62	48,116	8	10,625
	2	56	31	25		54	2		56	56				23	48,088	17	10,235
	3	77	29	48		73			77	75	1			46	50,665	6	11,666
	4	57	29	27	1	55			56	56				25	57,556	19	10,515
	5	40	32	8		40			40	40				7	53,114	31	11,822
	6	33	16	17		33			33	33				17	57,944	9	11,500
	7	60	43	17		60			60	60				17	65,766	36	11,000
	8	22	17	5		22			22	22	22			5	45,200	15	11,066
	9	86	39	47		85			86	86	86	2		47	53,668	12	12,125
	10	40	17	23		39			40	40	40	1		21	56,661	8	12,375
	11	92	29	62		85			91	90	90	5		60	50,766	20	13,100
	12	46	32	12	2	44		1	44	44	44			11	56,000	22	12,409
	13	101	38	62		99			100	99	99	1		61	51,068	15	12,366
	14	78	31	47		75		1	78	77	77			46	52,884	7	12,357
	15	91	32	58		91		4	90	90	90	2		59	50,888		
	16	45	9	33	1	44		12	42	42	42			35	54,511	1	1
	17	56	15	34	5	52			49	49	49	2		39	55,666		
	18	48	15	33		38			48	48	48			29	50,010		
	19	81	28	52	1	73			80	73	73			50	53,588	10	21,375
	20	73	26	46		73		1	72	70	70	2		46	54,933	8	12,550
	21	61	29	32		60		2	61	61	61	3		32	55,115	14	15,000

<sup>1</sup>For renter - occupied dwelling units and vacant nonseasonal not dilapidated units, for rent.  
<sup>2</sup>For owner - occupied dwelling units and vacant nonseasonal not dilapidated units, for sale only.







Table 3.—CHARACTERISTICS OF HOUSING FOR CENSUS TRACTS, BY BLOCKS: 1950—Con.

Census tract	Block	All dwelling units by occupancy and tenure					All dwelling units by condition and plumbing facilities			Occupied dwelling units			Contract monthly rent <sup>1</sup>		Value <sup>2</sup> of one-dwelling-unit structures	
		Total	Owner occupied	Renter, occupied	Vacant non-seasonal not dilap., for rent or sale	Other vacant and non-resident	Number reporting	No private bath or dilap.	No running water or dilap.	Total	Persons per room		Number reporting	Average monthly rent (dollars)	Number reporting	Average value (dollars)
											Number reporting	1.51 or more				
912	47	31	20	11					30	31			11	75.63	1	
	48	29	12	17					29	29			16	70.68		
	49	62	34	28					59	62			28	73.78		2
	50	45	27	18					45	44			17	74.05	14	14,928
	51	63	39	24					62	63			24	70.54	30	16,100
	52	33	33						33	33						
	53	31	27	4					31	31			4	70.50	25	17,680
	54	71	36	35				1	70	67		1	34	64.11	15	17,400
	55	47	18	29					45	47			29	67.72		
	56	83	17	66					83	83		2	66	49.46	5	12,400
	57	63	32	31					63	63	2		31	59.32	21	11,761
	58	85	36	49					85	85	1		49	53.10	16	13,625
	59	75	30	44		1			74	74			43	59.30	13	13,230
	60	82	29	53					82	78	2		53	51.32	19	15,710
	61	88	34	54					88	85			54	56.75	23	14,956
	62	77	32	45					77	74	1		45	55.77	21	15,071
	63	34	15	19				1	34	32			19	56.42	11	15,636
	64	61	7	54					61	61	2		54	60.94	6	15,166
	67	34	33	1					34	28	1		1	15.312	33	15,312
	68	40	30	10					40	40			10	58.60	26	14,692
	69	59	28	31					59	58			31	63.03	14	16,000
	70	53	15	38					53	53	3		37	55.24	9	11,611
	71	120	17	102	1				117	119	4		101	53.58	1	
	72	41	37	4					41	41			4	60.50	35	12,614
	73	46	31	15					46	46	1		15	48.40	19	12,578
	74	56	35	21				2	56	56			20	42.85	22	10,477
	75	43	24	18					43	42			17	46.94	12	12,333
	76	55	29	26		1			55	55			26	55.23	19	10,789
	77	63	22	40					61	61			38	51.86	13	11,807
	78	57	15	42				4	55	56	1		38	46.78	11	10,500
	79	36	18	18					36	36			16	45.43	12	9,416
	80	62	30	32					62	60	1		31	46.61	21	9,857
	81	54	27	27					54	54	1		24	45.29	17	9,147
	82	42	26	16					42	42			16	58.56	22	11,477
	83	50	36	14					50	50			14	47.00	22	10,272
	84	34	30	1					31	31			1		29	12,396
	85	34	31	2			1		33	33		1	1		27	13,833
	86	30	19	10			1		30	29			11	63.72	15	12,846
	87	17	10	7					17	17			7	54.00	6	13,500
	88	35	26	9					35	35			8	61.87	16	15,593
	89	42	33	9					42	42			9	52.22	29	13,744
	90	30	28	2					30	30			2		28	15,571
	94	17	13	4					17	17			4	80.25	12	14,250
	95	31	20	11					31	31	1		11	46.36	19	13,289
	96	46	30	16					46	46			16	52.93	27	14,522
	97	39	31	8					39	39	1		8	55.75	29	12,620
	98	55	31	24					55	55			24	56.87	25	14,060
	99	30	29	1					30	30			24	13.820	25	13,820
	100	33	25	8					33	33			6	71.66	20	16,175
	101	41	32	9					41	41			9	75.00	30	12,066
	102	25	16	9					25	25	2		9	50.66	10	13,050
	103	22	16	6				1	22	22	1		5	53.20	14	11,571
	104	45	30	14	1				44	44			15	51.40	21	10,952
	105	46	28	17					45	45			17	56.70	15	10,500
	106	42	32	4					42	42	1		4	71.50	34	10,750
	107	51	38	19				2	51	51			19	46.52	18	11,305
	108	41	30	10				4	40	40			11	63.90	24	11,000
	109	25	15	10					25	25	2		9	53.11	8	9,937
	110	5	4	1					5	5			1		2	
	111	11	11						11	11			11	29.90		
	112	8	2	6					8	8			5	38.00		
	113	35	23	10				1	35	33			11	41.09	9	10,388
	114	49	25	23					48	45			23	51.30	9	9,388
	115	39	27	11					38	38	1		11	58.18	15	8,166
	116	32	21	11					32	32			11	45.72	11	10,272
	117	71	29	42					71	71	4		41	48.41	21	10,738
	118	36	26	10				1	36	36			9	54.77	23	12,304
	119	19	15	7				2	19	19			4	52.50	10	9,000
	120	19	12	7					19	19			6	47.66	8	12,187
	121	57	31	26				1	57	57			26	51.61	27	12,574
	122	21	19	2					21	21			2		17	13,176
	123	30	28	2					30	30			2		26	12,461
	124	29	23	6					29	28			6	69.66	18	13,166
	125	24	20	4					24	22			3	66.00	19	12,526
	126	33	23	9				1	33	32			10	71.90	21	12,404
	127	68	10	58					66	67	2		57	49.78	9	13,333
913	1	68	15	53					68	68			51	63.78	1	
	2	72	31	40				1	72	71			41	55.78	16	14,500
	3	63	27	35					62	62			34	63.55	14	15,571
	4	51	35	16					51	51	1		16	77.50	23	16,500
	5	28	28						28	28					27	15,800
	6	48	31	17					48	48			17	45.29	23	14,282
	7	39	37	1					39	39			1		35	14,642
	8	9	8	1					9	9			1		7	14,000
	9	13	13						12	12			12		12	13,416

<sup>1</sup>For renter - occupied dwelling units and vacant nonseasonal not dilapidated units, for rent.  
<sup>2</sup>For owner - occupied dwelling units and vacant nonseasonal not dilapidated units, for sale only.

Table 3.—CHARACTERISTICS OF HOUSING FOR CENSUS TRACTS, BY BLOCKS: 1950—Con.

Census tract	Block	All dwelling units by occupancy and tenure						All dwelling units by condition and plumbing facilities			Occupied dwelling units			Contract monthly rent <sup>1</sup>		Value <sup>2</sup> of one-dwelling-unit structures	
		Total	Owner occupied	Renter occupied	Vacant non-seasonal not dilap., for rent or sale	Other vacant and non-resident	Number reporting	No private bath or dilap.	No running water or dilap.	Total	Persons per room		Occupied by non-white	Number reporting	Average monthly rent (dollars)	Number reporting	Average value (dollars)
											Number reporting	1.51 or more					
913	10	16	15	1					16	16					15	14,433	
	13	12	12						12	12					12	10,666	
	14	25	24						25	25				1	23	12,108	
	15	21	19	1		1			20	20				1	17	12,647	
	16	14	14						14	14					14	12,250	
	17	7	7						7	7					7	16,214	
	18	9	8						9	9				1	8	16,875	
	20	30	26	3		1			30	29			3	48.00	22	13,650	
	21	69	30	38	1		1		68	65	1		39	57.64	20	15,350	
	22	102	21	81			102	1	1	102	102	3		80	12	14,733	
	23	37	11	26			37			37	35	1		24	7	15,500	
	24	40	17	23			40			40	40	1		21	15	15,233	
	25	56	38	18			56			56	56			17	31	13,754	
	26	38	28	9		1	38			37	37			9	25	13,800	
	27	28	27	1			28			28	28			1	27	16,844	
	28	12	12				12			12	12				11	14,681	
	29	23	21	2			23			23	22			1	17	15,764	
	30	15	12			1	15			12	12				12	21,000	
	31	13	13				13	1	1	13	13	1			12	18,583	
	32	30	17	12		1	30			29	29			12	4	12,875	
	33	32	25	6		1	32			31	31			6	21	11,657	
	34	23	22	1			23			23	23				22	14,931	
	37	18	15				18			15	15	1			14	11,785	
	38	17	16	1			17			17	17	1			15	11,826	
	39	4	1	3			4			4	4	2			3	39,666	
	40	9	6			3	9		1	6	6				6	14,333	
	41	18	17	1			18			18	18			1	16	14,825	
	43	30	26	4			30			30	30			4	23	14,000	
	44	35	27	8			34			35	35			8	22	13,227	
	45	42	28	14			42			42	42			14	17	15,470	
	46	32	12	17		3	32			29	28	2		17	12	14,291	
	47	28	7	21			28			28	28			21	3	13,333	
	48	38	20	18			38			38	38			17	11	11,590	
	49	40	20	20			40			40	40	1		20	15	13,966	
	50	26	23	3			26			26	26			3	21	13,404	
	51	16	13	3			16	1	1	16	16	1		3	9	12,455	
	52	21	20	1			21			21	21			1	18	10,861	
	53	7	7				7			7	7				7	15,928	
	54	4	2	2			4	1		4	4			2	1		
	55	4	4				4		1	4	4				4	11,500	
	914	1	37	8	29					37	37	2		25	44.64	6	9,833
		2	12	10	2					12	12	1		2		9	11,722
3		18	16	2					18	18			1		14	13,535	
4		23	22	1					23	22	1			21	12,142		
5		24	19	5					24	23			4	13	10,807		
6		22	16	6					22	22			6	14	11,500		
7		23	12	11					23	23			9	6	8,250		
9		29	18	11					29	29			11	12	8,208		
10		45	25	19		1	44			44	42	1		18	14	10,214	
11		24	18	6			24			24	23			6	17	10,058	
12		30	20	10			29			30	28			9	17	12,264	
13		17	12	5			17	2		17	17	1		4	4	10,250	
14		19	10	9			19			19	19			8	5	11,400	
15		32	18	14			32	1	1	32	31			14	8	9,875	
16	26	16	6		4	20		1	22	20	2		5	11	8,363		
915	4	10	10						10	10				10	35,800		
	5	3	3						3	3				3	28,666		
	6	2							2					6	43,333		
	7	6	6						6	6				16	25,437		
	8	16	16						16	16							
	10	2							2					10	26,600		
	11	10	10						10	10				7	34,857		
	12	9	9			2			9	9				9	24,222		
	13	9	9						9	9				9	27,538		
	14	13	13						13	13				13			
	15	3	3						3	3					3	35,000	
	16	8	7	1			8			8	11			7	7	36,428	
	17	12	9	3			11			12	14			9	9	23,222	
	18	16	16				16			16	16				16	25,468	
	19	15	14	1			15			14	14				15	25,200	
	20	22	22			1	22			22	22				22	29,590	
	21	18	17	1			18			18	18				16	27,437	
	22	15	14	1			15			15	15			1	14	23,857	
23	20	17	3			19			20	19			3	13	26,153		
24	8	8				8	1		8	8			8	8	26,375		
25	30	25	3		2	29			28	27	2		3	19	21,342		
26	53	46	7			53			53	52			6	42	22,607		
27	36	36				36			36	36				35	27,668		
28	32	31	1			32			32	32				31	27,903		
29	18	14	3		1	17			17	17			3	14	19,714		
30	1					1			1	1				22	21,181		
31	23	22	1			23			23	23				12	24,583		
32	13	12	1			13			13	13				12			

<sup>1</sup>For renter - occupied dwelling units and vacant nonseasonal not dilapidated units, for rent.  
<sup>2</sup>For owner - occupied dwelling units and vacant nonseasonal not dilapidated units, for sale only.

HOUSING—BLOCK STATISTICS

Table 3.—CHARACTERISTICS OF HOUSING FOR CENSUS TRACTS, BY BLOCKS: 1950—Con.

Census tract	Block	All dwelling units by occupancy and tenure					All dwelling units by condition and plumbing facilities			Occupied dwelling units			Contract monthly rent <sup>1</sup>		Value <sup>2</sup> of one-dwelling-unit structures		
		Total	Owner occupied	Renter occupied	Vacant non-seasonal not dilap., for rent or sale	Other vacant and non-resident	Number reporting	No private bath or dilap.	No running water or dilap.	Total	Persons per room		Occupied by non-white	Number reporting	Average monthly rent (dollars)	Number reporting	Average value (dollars)
											Number reporting	1.51 or more					
915	33	24	24						24	24					24	21,533	
	34	14	14			14			14	14				14	23,928		
	35	20	18	2		19			20	19			2	17	24,147		
	36	19	19			19			19	19				19	24,289		
	37	27	24	2		26			26	26			1	21	26,476		
	38	4				4			4	4				2	24	29,208	
	39	1				1											
	40	4	4			4			4	4					3	23,666	
	41	29	22	7		27			29	27			1	5	20	15,175	
	42	51	49	2		51			51	51		1	2	2	48	20,062	
	43	20	16	4		20			20	20				4	15	29,266	
	44	9	9			9			9	9				1	8	22,000	
	45	14	13	1		14			14	14				1	12	26,666	
	46	18	18			18			18	17				1	18	27,777	
	47	14	14			14			14	14					14	33,571	
	48	22	22			22			22	22					22	24,681	
	49	39	39			39			39	39					39	27,371	
	50	30	30			30			30	30					30	29,866	
	51	37	37			37			37	37	1	2			37	24,675	
	52	14	14			14			14	14		1			12	24,041	
	54	3	3			3			3	3					3	21,666	
	55	8	8			8			8	7					8	22,287	
	56	14	14			14			14	14					14	24,714	
	57	17	17			17			17	15					16	22,593	
	58	17	17			17			17	17	1				17	26,823	
	59	18	18			18			18	17					17	27,176	
	60	17	16	1		16			17	15		1		1	14	28,178	
	61	18	18			18			18	17			1		17	21,176	
	62	14	13			14			14	13					12	17,500	
	63	43	18	25		38	1	1	43	43	1		25	57.88	16	17,875	
	64	25	23	2		25			25	25				2	22	14,590	
	65	3	3			3			3	3					3	9,500	
	916	1	25	22	3		25			25	21				2	19	18,842
		2	26	17	9		26			26	22				9	13	16,692
		3	20	19	1		20			20	20				18	18,666	
		4	22	19	3		22			22	21				16	20,593	
		5	15	13	2		15			15	15				12	26,125	
		6	19	17	2		19			19	19				16	24,468	
		7	21	21			21			21	21				20	22,625	
		8	10	7	3		10			10	10				5	16,500	
		9	5	5			5			5	5				5	23,200	
		10	24	24			24			24	23				2	2	20,454
		11	20	19	1		20			20	20					16	25,843
		12	20	19	1		20			20	20				1	18	24,416
		13	30	29	1		30			30	30				1	28	19,089
		14	25	23	2		24			24	24				1	23	18,391
		15	26	25	1		26			26	24				1	20	17,700
		16	23	22	1		22			22	18				1	18	19,444
		17	27	27			27			27	25				1	26	16,846
		18	23	22	1		23			23	23				1	22	17,363
		19	24	21	3		24			24	22				1	20	21,575
		20	31	28	3		29			31	29				2	27	20,240
22		21	21			21	1	1	21	21					20	22,000	
23		3	3			3			3	3					1		
24		9	9			9			9	9					9	24,611	
25		24	23	1		24			24	24				1	23	23,260	
26		17	17			17			17	17					16	26,687	
27		15	13	2		15			15	15				2	12	29,000	
28		23	21	2		23			23	23				2	21	27,619	
29		33	19	13		33			33	31				8	16	18,125	
30		33	29	4		33			33	32				3	21	17,095	
31		15	14	1		14		1	15	14		1		1	11	30,272	
32		18	17	1		18			18	18				1	17	30,588	
33		23	23			23			23	23					22	28,045	
34		23	23			23			23	23					21	23,571	
35		21	19	2		21			21	21				2	18	26,666	
36		26	24	2		26			26	26				2	22	23,795	
37		8	8			8			8	8					8	24,750	
38		8	8			8			8	8					7	20,900	
39		14	14			14			14	14					14	19,928	
40		23	17	6		23			23	23				6	17	17,941	
41		21	18	3		21			21	21				3	14	24,142	
42		21	18	3		21			21	21				3	18	24,444	
44		15	14	1		15			15	14					17	24,411	
45		21	21			21			21	21					14	31,571	
46		19	19			19			19	21				20	33,650		
47		19	18	1		19			19	19		1			19	32,000	
48		21	21	1		21			21	21				1	18	24,750	
49	22	20	2		22			22	21				1	18	24,444		
50	26	26			26			26	26					17	25,294		
51	8	8			8			8	8					25	25,560		
52	13	13			13			13	12					6	23,750		
53	19	19			19			19	19					11	22,909		
54	19	19			19	1	1	19	19					19	21,315		
														18	22,722		

<sup>1</sup>For renter - occupied dwelling units and vacant nonseasonal not dilapidated units, for rent.  
<sup>2</sup>For owner - occupied dwelling units and vacant nonseasonal not dilapidated units, for sale only.



Table 3.—CHARACTERISTICS OF HOUSING FOR CENSUS TRACTS, BY BLOCKS: 1950—Con.

Table with multiple columns: Census tract, Block, All dwelling units by occupancy and tenure (Total, Owner occupied, Renter occupied, Vacant non-seasonal not dilap., for rent or sale, Other vacant and non-resident), All dwelling units by condition and plumbing facilities (Number reporting, No private bath or dilap., No running water or dilap.), Occupied dwelling units (Total, Persons per room (Number reporting, 1.51 or more), Occupied by non-white), Contract monthly rent (Number reporting, Average monthly rent (dollars)), Value of one-dwelling-unit structures (Number reporting, Average value (dollars)).

1For renter-occupied dwelling units and vacant nonseasonal not dilapidated units, for rent.
2For owner-occupied dwelling units and vacant nonseasonal not dilapidated units, for sale only.

HOUSING—BLOCK STATISTICS

Table 3.—CHARACTERISTICS OF HOUSING FOR CENSUS TRACTS, BY BLOCKS: 1950—Con.

Table with columns: Census tract, Block, All dwelling units by occupancy and tenure (Total, Owner occupied, Renter occupied, Vacant non-seasonal not dilap., for rent or sale, Other vacant and non-resident), All dwelling units by condition and plumbing facilities (Number reporting, No private bath or dilap., No running water or dilap.), Occupied dwelling units (Total, Persons per room (Number reporting, 1.51 or more), Occupied by non-white), Contract monthly rent (Number reporting, Average monthly rent (dollars)), Value\* of one-dwelling-unit structures (Number reporting, Average value (dollars)). Rows are grouped by census tract (919, 920, 921, 922).

\*For renter - occupied dwelling units and vacant nonseasonal not dilapidated units, for rent.
\*For owner - occupied dwelling units and vacant nonseasonal not dilapidated units, for sale only.

Table 3.—CHARACTERISTICS OF HOUSING FOR CENSUS TRACTS, BY BLOCKS: 1950—Con.

Census tract	Block	All dwelling units by occupancy and tenure					All dwelling units by condition and plumbing facilities			Occupied dwelling units			Contract monthly rent <sup>1</sup>		Value <sup>2</sup> of one-dwelling-unit structures		
		Total	Owner occupied	Renter occupied	Vacant non-seasonal not dilap., for rent or sale	Other vacant and non-resident	Number reporting	No private bath or dilap.	No running water or dilap.	Total	Persons per room		Occupied by non-white	Number reporting	Average monthly rent (dollars)	Number reporting	Average value (dollars)
											Number reporting	1.51 or more					
922	9	48	15	32		1	48		47	46	1		30	5 1.1 3	14	12 6 4 2	
	10	12	11	1			12		12	12			1		11	12 9 5 4	
	11	21	21				21		21	21					21	15 5 2 3	
	12	12	11	1			12		12	12					10	14 9 5 0	
	13	20	20				20		20	20					20	14 7 2 5	
	14	11	11				11		11	11					10	16 9 0 0	
	15	2															
	923	3	19	17	2			19		19	19			2		15	11 9 6 6
		5	1					1		1	1			1		5	8 4 0 0
		6	8	7	1			8	1	8	8		2	1		1	
		7	3	2	1			3	1	3	3			1		9	13 1 6 6
		8	10	10				10		10	10			2		16	13 6 4 3
		9	23	20	3			23		23	23	1		2		21	10 1 1 9
		10	2					2		2	2			1		27	11 4 4 4
		11	29	26	2		1	29	1	28	28			2	5 3 0 0	45	14 0 3 3
12		52	40	12			51		52	52			1	5 9 6 0	34	14 1 7 6	
14		88	73	15			86	2	88	86			2		28	11 7 8 5	
15		48	39	9			48	2	48	48	1		9	5 2 0 0	34	14 1 7 6	
16		32	30	2			32	2	32	32	2		8		28	12 7 0 4	
17		38	30	8			38	3	38	38			2	3 8 7 5	22	11 6 5 9	
18		34	26	8			33		34	33			7	3 8 3 3	22	9 6 0 0	
19		11	8	3			11		11	11			3		5		
21		4	3	1			4		4	4			1		1	10 7 3 0	
22		15	14	1			15		15	15	2		1		1	11 5 0 0	
23		23	19	4			23		23	23			4	3 2 5 0	17	11 5 0 0	
24		26	21	5			26		26	26			5	3 4 0 0	19	13 2 6 3	
25		16	15	1			16		16	16			1		15	13 5 6 6	
26		26	24		1	1	26		24	24					24	12 2 0 4	
27		6	6				6		6	6					6	12 5 6 6	
28		13	13				13		13	13					13	11 8 1 5	
29		16	15		1		16		15	15					15	11 2 3 3	
31		9	7		2		9		7	7					7	11 5 0 0	
32		4	3	1			4		4	4			1		2		
33		10	7	3			10		10	10			3	3 6 6 6	2		
34		6	1	5			6		6	6	1		5	4 6 0 0	2		
35		10	4	6			10		10	10			6	2 7 5 0	2		
36		2					2		2	2							
37		31	27	3		1	30	1	30	30	1		3	3 5 6 6	26	11 1 9 2	
38		39	33	6			37	4	39	38			4	4 2 5 0	31	11 4 6 7	
39		48	33	15			48		48	48	1		1	5 3 0 6	30	11 4 5 0	
40		35	27	7	1		35	2	34	34	1		7	5 7 5 7	21	11 2 5 2	
41		26	15	10		1	26		25	24			8	4 0 7 5	10	10 0 5 0	
42		2					2		2	2					3	7 0 0 0	
43		6	4	2			6	1	6	6			1		14	9 7 8 5	
44		19	16	3			19		19	19			3	4 9 3 3	11	9 0 9 0	
45		14	12	2			14		14	14	1		1		11	12 5 7 1	
46		15	14	1			15		15	15			1		14		
47		29	26	2		1	29		28	28			2		25	11 8 6 0	
48		22	21	1			22		22	22					21	12 5 0 0	
49		4	4				4		4	4					4	12 2 5 0	
50		17	16			1	17		16	16					16	12 1 1 8	
51		22	16	6			22		22	22					14	13 9 1 4	
52		27	22	5			27	3	27	27			5	4 0 4 0	20	12 7 5 0	
53		30	25	5			30		30	30	1		5	5 3 0 0	21	12 9 0 4	
54		38	35	2			38		37	36			2	6 5 0 0	25	13 2 7 1	
55		28	24	3		1	28		27	27			3	6 0 6 6	17	11 3 8 2	
56		20	20				20		20	20					20	11 5 7 5	
57	27	24	2		1	24		26	26			2		22	13 0 7 7		
58	18	16	2			18		18	18			2		15	12 8 6 6		
59	26	23	2		1	25		25	25			2		23	14 4 7 8		
60	31	25	6			30		31	31	1		6	4 5 8 3	20	11 2 9 0		
61	17	14	3			17	1	17	17	1		3	5 2 6 6	12	14 4 7 8		
62	25	19	6			24	2	25	25			6	4 2 6 6	17	10 3 4 1		
63	26	22	4			26		26	26			4	4 5 2 5	19	10 2 4 4		
64	24	15	9			23		24	21			8	4 1 0 0	11	11 5 4 4		
65	35	14	21			35		35	35	1		1	5 4 4 0	40	10 8 0 0		
66	12	7	4		1	12		11	10			5	4 3 4 0	5	8 6 0 0		
67	61	26	35			61	2	61	61	1		3	3 9 9 6	15	11 4 3 3		
68	44	26	18			43	4	44	43	1		1	5 1 6 8	13	13 8 4 6		
69	36	25	11			36	5	36	36			8	6 0 1 2	16	10 6 5 3		
70	62	42	20			61	1	62	62	1		20	4 6 2 5	21	9 3 7 8		
71	35	17	18			35	2	35	35	2		18	3 8 7 7	18	8 3 0 0		
72	9	9				9		9	9	1				5	7 8 0 0		
73	12	8	4			12		12	12			4	3 3 2 5	5	10 2 0 0		
74	16	5	11			14	2	16	16			10	3 6 1 0	3	11 8 3 3		
75	61	37	23			61	1	60	59		2	1	4 6 5 0	27	10 7 9 2		
76	27	16	11		1	27		27	27			10	5 0 8 0	14	10 9 6 4		
77	39	26	13			39		39	39			13	6 0 0 0	17	13 3 3 5		
78	15	13	2			14	1	15	15			2		11	10 6 5 6		
79	26	23	3			26	1	26	26			4	3 7 5 0	19	12 0 4 4		
80	13	10	3			13		13	13			3	5 1 6 6	19	1 4 1 8		
81	25	22	3			25	1	25	25	1		3	4 3 0 0	17	9 5 8 8		
82	18	15	3			17		18	18			3	4 3 0 0	12	11 7 0 8		
83	21	13	8		2	21		18	18			4	3 5 2 5	11	9 9 0 9		
84	18	14	4			18		18	18			3	6 0 0 0	13	13 1 1 5		

<sup>1</sup>For renter—occupied dwelling units and vacant nonseasonal not dilapidated units, for rent.  
<sup>2</sup>For owner—occupied dwelling units and vacant nonseasonal not dilapidated units, for sale only.

## HOUSING—BLOCK STATISTICS

Table 3.—CHARACTERISTICS OF HOUSING FOR CENSUS TRACTS, BY BLOCKS: 1950—Con.

Census tract	Block	All dwelling units by occupancy and tenure					All dwelling units by condition and plumbing facilities			Occupied dwelling units			Contract monthly rent <sup>1</sup>		Value <sup>2</sup> of one-dwelling-unit structures		
		Total	Owner occupied	Renter occupied	Vacant non-seasonal not dilap., for rent or sale	Other vacant and non-resident	Number reporting	No private bath or dilap.	No running water or dilap.	Total	Persons per room		Number reporting	Average monthly rent (dollars)	Number reporting	Average value (dollars)	
											Number reporting	1.51 or more					Occupied by non-white
923	85	9	7	2		9			9	9							
	86	30	25	4		30			29	27		1		6	15333		
	87	23	18	4		22			22	22		4	70.66	19	11605		
	88	20	17	3		19	1		20	20	1	4	46.50	14	11892		
	89	31	27	4		29			31	31		3	45.00	14	10707		
	90	13	11	2		13			13	13		4	56.25	2	11747		
	91	15	15			15			15	15	1	2		3	11333		
															7	12142	
	924	5	1														
7		36	35	1		36			36	36	1	1		33	12954		
10		28	28			27			28	28				25	13020		
11		6	6			6			6	6				6	11216		
12		5	4	1		5	1	1	5	5				4	11875		
13		1															
14		9	5	4		9	1		9	9				4	7125		
15		14	8	6		14	4	1	14	14		4	87.50	3	7833		
16		4	4			4			4	4			39.25	4			
17		7	5	2		7			7	7		2		5	8500		
22		5	2	3		5			5	5		3	108.33	1			
23		42	42			42			42	42					41	12146	
24		2															
26		24	24			24			24	24					24	12020	
27		5	5			5			5	5					5	11000	
28		6	6			6			6	6					6	10800	
29		11	11			11			11	11					11	12272	
31		5	5			5			5	5					5	10100	
32		23	18	5		23	1	1	23	23		5	40.40	17	9029		
33		8	5	3		8			8	8		2		5	8100		
36		25	21	4		20			25	23					20	12150	
37		11	9	2		9			11	9		1			7	10928	
38		18	15	3		18			18	18		3	70.00	13	10846		
39		42	41	1		38	1	1	42	41	1	4		3	10385		
40		37	34	3		37			37	37				3	10068		
41		16	15	1		16	1	1	16	16			43.00	1	12142		
42		16	16			16			16	16		1			14	10568	
43		13	13			13			13	13					16	14437	
44		13	11	2		13			13	13					13	13384	
45		18	17	1		18			18	18		2			11	11818	
												1			8	11250	
46		11	11			10			11	10					10	11150	
47		22	21	1		21			22	22					17	8647	
48		18	18			24			24	24		1			17	9352	
49		24	22	2		24			24	24		2	53.00	2	10750		
50		25	25			25			25	25					22	10750	
51		17	13	4		17	1	1	17	17					25	11280	
53		6	6			8			8	8				4	12	9558	
54		25	22	3		24			25	25		2	41.75	2	5	12000	
56		25	23	2		24			25	25		3	36.66	19	11263		
57		18	17	1	1	36			35	35		13	47.23	17	10882		
						18			18	18		1			14	10071	
58	21	19	2		20			21	21	1				2	11117		
59	28	26	2		26	3	3	28	26		2			23	11543		
60	31	31			32	2	2	32	32		2			24	11250		
61	11	11			11			12	12	2	1			3	15000		
62	17	16	1		16	1	1	17	17	1		32.33	6	15000			
63	19	19			19			19	19			40.66	6	10333			
64	23	23			34			34	34		6			16	12343		
65	19	19			22	2	2	23	23		1			14	12071		
66	23	23			23	1		23	23		10	51.60	14	12071			
67	14	9	5		23			23	23		3	54.66	14	11928			
					23	3	1	23	23		4	58.50	15	10200			
					23			23	23		9	40.22	7	9214			
68	29	20	9		29	2		29	29	1		43.75	15	8380			
69	25	10	15		23	2		25	24		8	40.70	15	8380			
70	3	2	1		3			3	3		10		4	11375			
											1			1			
925	1	13	8	5		13			13	13			5	40.20	5	8800	
	3	13	5	1	2	13	2	2	9	9	1			7	8500		
	4	6	5	1		6			6	6				4	9000		
	5	14	11	3		14			14	14				10	11900		
	6	5	3	2		5			5	5				3			
	7	6	6			7			7	7				1	5	14400	
	10	16	14	2		16			16	16				1	5	11192	
	11	5	4	1		5			5	5					13	13166	
	12	3	3			3			3	3					3	8666	
	13	5	2	3		5			5	5		3	23.33	3			
															1		
	14	5	4	1		5			5	5					3	10000	
	16	3	1	2		3			3	3					2		
	20	3	3			4			3	3					1		
	21	5	5			5			5	5	1				2		
22	3	3			3			3	3					1			
23	3	3			3			3	3					3			
24	6	5	1		6			6	6					4	8500		
25	9	5	4		9			9	9		2	50.00	4	11700			
26														6	8000		
28																	
29	1																

<sup>1</sup>For renter-occupied dwelling units and vacant nonseasonal not dilapidated units, for rent.<sup>2</sup>For owner-occupied dwelling units and vacant nonseasonal not dilapidated units, for sale only.

Table 3.—CHARACTERISTICS OF HOUSING FOR CENSUS TRACTS, BY BLOCKS: 1950—Con.

Census tract	Block	All dwelling units by occupancy and tenure					All dwelling units by condition and plumbing facilities			Occupied dwelling units			Contract monthly rent <sup>1</sup>		Value <sup>2</sup> of one-dwelling-unit structures		
		Total	Owner occupied	Renter occupied	Vacant non-seasonal not dilap. for rent or sale	Other vacant and non-resident	Number reporting	No private bath or dilap.	No running water or dilap.	Total	Persons per room		Occupied by non-white	Number reporting	Average monthly rent (dollars)	Number reporting	Average value (dollars)
											Number reporting	1.51 or more					
926	1	8	8			7	1		8	7					6	9833	
	2	23	19	4		22			23	23			3	4666	15	9900	
	3	17	16	1		17	1	1	17	17					16	1462	
	4	39	23	13	3	39			36	36	1		16	5812	2	1268	
	5	29	27	2		29			29	29			2		2	1255	
	6	32	30	2		31			32	31			2		2	1255	
	7	42	27	15		42			42	42			15	5886	23	1182	
	8	48	22	26		48			48	48	1		26	5930	19	1484	
	9	28	12	15		27	2	2	27	27			15	6660	4	9750	
	10	16	14	2		16			16	16			2		13	1415	
	11	30	23	7		30			30	29			7	10042	18	1441	
	12	80	20	58	2	79			78	77			59	6462	17	1248	
	13	1															
	14	60	18	39	1	57			57	57	1		40	7875	1		
	15	89	21	68		88			89	87			65	10373	3	15000	
	16	85	22	62		84	1	1	84	84			62	6769	5	15300	
	17	80	28	52		80			80	80	1		52	6134	10	14000	
	18	73	30	43		72			73	72			42	6302	13	1376	
	19	53	31	22		53	1	1	53	53			22	5831	27	1327	
	21	54	27	27		54			54	53			27	6777	25	14300	
	22	31	29	2		31	1	1	31	31			1		29	1451	
	23	42	28	14		42			42	42	1		14	4078	27	1712	
	24	31	29	1		31			30	29			1		27	1368	
	25	17	9	8		17			17	17	1		6	3766	6	1258	
	27	1															
	28	41	41			41			41	41					38	1532	
	29	34	34			34			34	34					33	1443	
	30	38	35	3		38			38	37	1		2		30	1085	
	32	74	24	50		74	4	1	74	72			48	7725	4	1375	
	33	66	17	46		64	2		63	62	1		44	6265	10	1395	
	34	54	33	21		54			54	52			21	7876	10	1390	
	35	74	19	55		74			74	74			53	8616	2		
	36	53	17	34		50			51	51			33	7545	14	1592	
	37	58	6	52		58	1		58	58	4		52	5682	4	1575	
	38	27	21	6		27			27	27	1		6	7416	17	1691	
	39	28	15	13		28		2	28	26	2		9	9777	9	1822	
	40	96	21	73		94			94	94	1		72	7270	8	1550	
	41	68	26	41		66			67	65			40	8270	9	1481	
	42	45	28	17		45			45	45			16	6437	19	1584	
	43	43	36	7		41			43	41	1		6	6466	30	1546	
	44	37	36	1		36			37	36			1		35	1588	
	45	39	37	2		39			39	39			2		37	1562	
	46	30	30			29			30	28					29	1432	
	47	29	28			28			28	28					25	1450	
	48	12	10	2		11			12	12			1		10	1360	
	49	13	9	4		13			13	13			4	4775	8	1368	
	51	31	30	1		31	1	1	31	31					28	1167	
	52	36	36			36			36	36					34	1224	
	53	19	17	2		19			19	19			2		16	1156	
	54	21	14	7		20			21	21			6	6733	13	1192	
	55	22	22			22			22	22	1				22	1193	
	56	31	30	1		31			31	31	1		1		27	1122	
	57	4	4			4			4	4					4	1362	
	58	34	34			33			34	34	1				33	1532	
	59	36	35	1		35			36	35			1		33	1537	
	60	38	35	3		38		2	38	38			3	6233	31	1361	
	61	36	35	1		36			36	35			1		34	1504	
	62	28	26	2		28			28	28			1		23	1497	
	63	33	32	1		33			33	33			1		32	1529	
	64	35	30	5		35			35	34			4	6925	28	1644	
	65	94	34	60		93			94	91	1		57	6338	13	1676	
	66	40	26	13		34		1	39	38			11	11090	23	1607	
	67	24	2	22		24			24	23	1		17	4805	2		
	68	72	7	64		68			71	71	2		64	5876	1		
	69	66	11	55	1	65	1	2	66	66			55	6858	5	1620	
	70	32	13	19		32			32	32	1		19	7857	5	1390	
	71	34	22	11	1	32		2	33	32	1		9	6444	9	1516	
	72	40	20	20		40			40	40			20	5370	18	1597	
	73	31	31			30			31	31					29	1529	
	74	32	31	1		32			32	32			1		29	1448	
	75	29	26	3		29			29	29			3	7433	25	1330	
	76	30	26	4		30			30	30			4	5875	21	1421	
	77	17	14	3		17			17	17			2		11	1363	
	78	2															
	79	1															
	80	2															
	81	18	18			18			18	18	1				18	1194	
927	1	11	7	4		11			11	11			4	4500	6	9500	
	2	17	17			16			17	17					21	1152	
	3	27	23	4		27			27	27			4	5100	17	1261	
	4	25	19	6		25			25	25			1		24	1239	
	5	30	19	11		30			30	30			1	4427	10	9000	
	6	27	23	4		27	1	1	27	27			3	4166	18	1038	
	7	23	13	10		22			23	22			3	4916	11	922	
	8	21	16	5		21	1		21	21			4	3100	12	1050	

<sup>1</sup>For renter - occupied dwelling units and vacant nonseasonal not dilapidated units, for rent.  
<sup>2</sup>For owner - occupied dwelling units and vacant nonseasonal not dilapidated units, for sale only.

HOUSING—BLOCK STATISTICS

Table 3.—CHARACTERISTICS OF HOUSING FOR CENSUS TRACTS, BY BLOCKS: 1950—Con.

Census tract	Block	All dwelling units by occupancy and tenure					All dwelling units by condition and plumbing facilities			Occupied dwelling units			Contract monthly rent <sup>1</sup>		Value <sup>2</sup> of one-dwelling-unit structures		
		Total	Owner occupied	Renter occupied	Vacant non-seasonal not dilap., for rent or sale	Other vacant and non-resident	Number reporting	No private bath or dilap.	No running water or dilap.	Total	Persons per room		Number reporting	Average monthly rent (dollars)	Number reporting	Average value (dollars)	
											Number reporting	1.51 or more					Occupied by non-white
927	9	29	20	9					29	29							
	10	7	2	5				2	7	7							
	12	28	17	11				1	27	28						12	
	13	28	21	7					26	28						12	
	14	24	18	6					24	24						14	
	15	20	17	3					20	20						11	
	16	25	22	3					24	25		1				16	
	17	33	30	3					33	33						16	
	18	26	23	2		1			26	33				5 6.66		29	
	20	2								25	25					23	
	21	1															
	22	20	18	2					20	20						17	
	23	26	23	3					26	26				5 6.00		22	
	24	15	12	3					15	15				29.00		11	
	26	23	15	6	1	1			22	21				22.66		14	
	27	30	22	7			2		30	29				22.28		18	
	28	17	12	5		1			17	17		1		3 7.75		8	
	29	6	4	2					6	6						3	
	30	5		5					5	5				2 3.00		5	
	31	10	9	1					10	10		1				6	
	32	24	19	5					24	24				28.00		17	
	33	18	11	6		1			18	17		1		27.66		10	
	34	3		3					3	3				16.33		3	
	37	24	23	1					24	24						23	
	928	1	2														
		2	16	10	4	2			16	14	14						3
		3	16	15	1				15	16	15				4 3.00		11
		4	15	15					15	15	15						14
		5	3	3					3	3	3						1
		6	7	6	1					7	7						6
		7	15	15						15	15						1
		8	11	11						10	11						15
		9	13	13						13	13						11
		10	16	15	1				1	16	16		1				11
		11	17	17						17	17						15
		12	17	17						17	17						16
		13	17	13		4				16	13						15
14		11	11						11	11						13	
15		16	15	1					16	16						9	
16		17	17						17	17						1	
17		6	6						6	6						13	
18		20	18	2				1	20	20		1				6	
19		22	17	2	3				22	19						14	
20		17	16	1					17	17		1				15	
21		33	31	2					33	33						2	
22		23	23						23	23						28	
23		27	22	5					27	27						11	
24		28	28						28	28	1			22.20		5	
25		24	23	1					24	28		1				26	
26		16	12	4				1	16	24		1				19	
27		2							2	16						9	
28		51	38	12	1				50	49		1				11	
29		61	42	19					60	61		2		393.6		22	
30		43	33	10					42	42		1		414.6		15	
31		16	6	10					15	16				38.30		27	
32		17	10	7					14	16		2				10	
33		16	14	2					15	17				35.80		4	
34		12	8	4					12	15				33.00		6	
35		2							2	12				4 3.00		2	
36		11	9	2					10	12						4	
37		6	5	1					6	11						2	
38	18	13	5					16	6						1		
39	16	11	5					16	18				20.00		3		
929	1	10	10					9	10	10						9	
	2	21	20		1			21	20	20						18	
	3	24	19	5				24	24	24						16	
	4	24	23	1				24	24	24		1		3 3.33		21	
	5	28	26	1		1		28	27	27						16	
	6	10	10					10	10	10						22	
	7	47	39	1	7			47	40	40						10	
	8	31	30	1				31	31	40						38	
	9	28	28					28	28	31						29	
	10	7	5	2				7	7	28						28	
	11	18	17						18	7						5	
	12	18	16	1	1				18	17						18	
	13	25	25						25	17						16	
	14	30	27	3					30	25						23	
	15	12	10	2					11	30						26	
	16	20	20						20	30						8	
	17	23	23						23	12		1				16	
	18	27	27						27	23						15	
	19	27	27						27	27						12	
	20	5	5						5	27						19	

<sup>1</sup>For renter - occupied dwelling units and vacant nonseasonal not dilapidated units, for rent.  
<sup>2</sup>For owner - occupied dwelling units and vacant nonseasonal not dilapidated units, for sale only.

Table 3.—CHARACTERISTICS OF HOUSING FOR CENSUS TRACTS, BY BLOCKS: 1950—Con.

Census tract	Block	All dwelling units by occupancy and tenure					All dwelling units by condition and plumbing facilities			Occupied dwelling units			Contract monthly rent <sup>1</sup>		Value <sup>2</sup> of one-dwelling-unit structures	
		Total	Owner occupied	Renter occupied	Vacant non-seasonal not dilap., for rent or sale	Other vacant and non-resident	Number reporting	No private bath or dilap.	No running water or dilap.	Total	Persons per room		Number reporting	Average monthly rent (dollars)	Number reporting	Average value (dollars)
											Number reporting	1.51 or more				
929	21	12	10	2		12			12	12		2		9	11,000	
	22	10	10			9			10	9	1			9	10,222	
	23	11	11			11			11	11				8	12,000	
	24	11	11			11			11	11				10	12,250	
	25	16	15			15			16	16	1			14	12,678	
	26	5	4			5			5	5		1		2		
	27	16	16	1		16			16	16				16	12,750	
	28	32	29	2	1	32			31	31	1	2		29	11,272	
	29	4	4			4			4	4				4	11,250	
	30	26	24	1	1	26			25	25		1		22	12,086	
	31	55	55			55	2	1	55	55	1			55	11,081	
	32	31	30	1		31	1		31	31		1		29	11,403	
	33	35	31	4		35	1	1	35	35	1	3	3,656	27	12,125	
	34	33	28	5		33	1		33	33	2	4	50.00	24	11,979	
	35	36	31	5		35			36	35		4	26.25	25	11,980	
	36	28	27	1		28			28	28	1	1		26	11,846	
	37	17	14	3		17	2		17	17		3	77.33	12	12,125	
	38	7	6		1	7	1		6	6				5	7,600	
	39	34	32	2		34	2	1	34	33		9	45.44	31	10,716	
	40	56	46	9	1	56			55	55				38	13,526	
	41	34	32	1	1	34			33	32	1	1		32	12,578	
	42	10	10			10			10	9				9	14,500	
	44	9	9			9			9	9				7	12,900	
	45	15	14		1	15			14	14				14	11,378	
	46	14	14			14			14	14				14	12,200	
	47	15	15			15			15	15				15	11,226	
	48	29	29		5	29			29	29				29	13,362	
	49	31	26			31			26	26				26	12,580	
	50	7	6			7			7	7		1		6	10,500	
	51	20	19	1		20	2	1	19	19	1			19	11,342	
	52	31	31			31			31	31				30	11,333	
	53	19	19			19			19	18				19	12,210	
	54	1				1			1	1				4	11,375	
	55	6	5	1		6	2		6	6				4	11,175	
	56	4	4			4			4	4				4	11,500	
	57	11	10	1		11			11	11	1	1		10	11,500	
	58	56	42	14		56			56	56	1	14	38.14	37	11,754	
	59	22	21	1		22			22	22	1	1		21	12,595	
	60	32	30	2		32			32	32	1	2		28	12,178	
	61	23	21	1	1	23	2		22	22	1	1		20	11,800	
	62	31	29	2		31			31	31				28	12,460	
	63	26	24		2	26			24	24		1		24	11,900	
	64	30	30			30			30	30				30	10,850	
	65	53	48	1	4	51	1	1	49	48				48	12,200	
	66	13	13			13			13	13				13	12,846	
	67	27	27			27			27	27	1			27	12,537	
	68	27	27			27			27	27				27	12,351	
	69	27	27			27			27	27				27	12,037	
	70	24	23			24			24	23				22	11,613	
	71	21	19	2		19	1		21	20		1		17	11,647	
	72	32	27	4	1	30	1		31	31	2	4	58.25	25	11,160	
	73	13	10		3	12			10	9	2	2		7	11,357	
	74	39	35	1	3	37	12	2	36	36				21	11,061	
	75	31	28	1		31	2	2	31	31	1	3	43.33	24	11,604	
	76	28	25	3		28			28	28		3	56.00	19	13,000	
	77	16	16			16			16	16				15	12,266	
	78	23	21	1	1	23			22	22		1		20	12,200	
	79	24	20	2	1	24			22	22		3	73.33	19	12,657	
	80	9	5	4		9	2		9	9	1	3	47.33	3	12,833	
	81	21	18	3		21	2		21	21		3	55.66	13	8,769	
	82	28	19	9		28	2	1	28	28	1	9	31.44	11	11,636	
	83	11	10	1		11	7		11	11		5		9	10,666	
	84	27	20	7		27	2	6	27	27		1	52.60	18	6,666	
	85	31	25	6		31	6	5	31	31		5	49.00	20	8,950	
	86	20	15	5		19			20	20	1	5	37.60	13	7,846	
	87	36	24	12		35	8	7	36	36	2	11	39.81	16	7,593	
	88	25	21	3		25	3		24	24	3	2		20	10,950	
	89	25	24	1	1	25	3	2	25	25		1		22	9,045	
	90	31	23	8		31	2	2	31	31	2	8	36.87	18	9,716	
	91	41	36	5		38	3	3	41	40		5	61.60	30	9,543	
	92	2				2			3	2				60	9,791	
	93	3	2	1		3			3	2				36	11,416	
	94	74	64	10		72	8	8	74	73	2	2	37.71	36	11,416	
	95	39	37	2		39			39	39	1	2		22	10,081	
	96	33	27	6		33	5	5	33	33	1	4	35.00	27	10,259	
	97	39	30	8		39	4	2	38	38	1	6	41.66	27	10,259	
	98	22	15	7		22			22	22		4	60.00	10	9,710	
	99	32	26	6	1	31	3		30	30		6	31.00	23	10,043	
	100	39	35	3	1	39	3	2	38	38	2	2		35	11,014	
	101	16	13	3		15	1		16	16	1	3	41.66	13	9,884	
	102	30	30			30			30	30	1			30	13,016	
	103	8	8			8			8	8				8	12,062	
	104	14	14			14			14	14				14	11,821	
	105	1				1			1	1						
	106	14	14			14			14	14						
	107	27	24	3		27	4	3	27	27	2	3	47.33	21	8,307	
	109	2				2			2	2						

<sup>1</sup>For renter - occupied dwelling units and vacant nonseasonal not dilapidated units, for rent.  
<sup>2</sup>For owner - occupied dwelling units and vacant nonseasonal not dilapidated units, for sale only.

## HOUSING—BLOCK STATISTICS

Table 3.—CHARACTERISTICS OF HOUSING FOR CENSUS TRACTS, BY BLOCKS: 1950—Con.

Census tract	Block	All dwelling units by occupancy and tenure					All dwelling units by condition and plumbing facilities			Occupied dwelling units			Contract monthly rent <sup>1</sup>		Value <sup>2</sup> of one-dwelling-unit structures		
		Total	Owner occupied	Renter occupied	Vacant non-seasonal not dilap., for rent or sale	Other vacant and non-resident	Number reporting	No private bath or dilap.	No running water or dilap.	Total	Persons per room		Occupied by non-white	Number reporting	Average monthly rent (dollars)	Number reporting	Average value (dollars)
											Number reporting	1.51 or more					
929	110	2															
	111	16	16			16			16	16					16	8,906	
	112	5	5			5	1		5	5	1			5	8,100		
930	1	14	12	2		14			14	14					10	14,200	
	2	24	21	2		24			23	23			2	2	19	15,368	
	3	25	23	2		25	4		25	25		1	2	2	22	17,500	
	4	9	9			9	1		9	9					9	13,222	
	5	4	3	1		4	1		4	4			1	3	3	17,666	
	6	13	13			13			13	13					13	17,692	
	7	26	24	2		21			26	21					21	21,523	
	8	20	20			20			20	20					20	21,800	
	9	27	26		1	27			26	26					26	17,461	
	10	25	25			25			25	25					25	19,960	
	11	27	26	1		27			27	27			1		25	17,600	
	12	6	6			6			6	6					6	17,333	
	13	14	14			13	1	1	14	14					13	14,730	
	14	27	27			27			27	27					26	17,750	
	15	17	17			17			17	17		1		14	18,928		
	16	11	10		1	11			10	10				9	13,555		
	17	24	20	4		22			24	24			4	10 4.50	7	13,357	
	18	38	29	8	1	35			37	37		1	9	9 5.11	18	18,888	
	19	30	27	3		30			30	30			3	9 4.33	24	15,333	
	20	28	28			28			28	28					27	17,033	
	21	9	9			9			9	8					9	16,888	
	22	22	21	1		22			22	22			1		21	16,809	
	23	16	13	3		16			16	16			3	5 9.33	12	17,250	
	24	30	29	1		30			30	30					29	14,017	
	25	10	8	2		10			10	10			2		8	13,500	
	26	14	10	4		14			14	14			4	3 2.75	9	13,000	
	27	10	9	1		10			10	9			1		9	15,666	
	28	20	11	9		20			20	20		1	9	3 4.77	11	13,909	
	29	30	29	1		28			30	30			1		25	16,540	
	30	14	14			13			14	14					13	16,615	
	31	25	18	7		24			25	25			7	7 8.28	13	18,153	
	32	2															
931	1	13	12	1		13			13	13			1		12	16,500	
	2	22	19	3		22			22	22			3		17	16,205	
	3	30	26	4		30			30	29			2	10 3.33	20	16,250	
	4	22	19	3		21			22	22			3	5.00	18	16,194	
	5	12	12			12			12	12		1		12	13,625		
	6	23	15	6	2	23			21	21		1		15	10,260		
	7	7	5	1		7			7	7				5	13,400		
	8	9	6	1	2	9		2	9	7			1	3	22,000		
	9	6	4	2		6			6	6			2		4	24,250	
	10	23	21	2		23			23	23			2	20	13,575		
	11	10	9	1		10			10	10			1		8	10,750	
	12	12	11	1		12			12	12			1		11	12,272	
	13	13	12	1		13			13	13					12	16,416	
	14	14	10	4		14			14	13			3	5 5.66	6	19,750	
	15	11	10	1		11			11	11				8	18,375		
	16	2	2			2			2	2					2	14,121	
	17	16	15	1		16			16	16			1	14	14,121		
	18	19	14	2		15		1	16	16			1	13	11,769		
	19	15	15		3	15			15	15				15	10,280		
	20	8	8			8		1	8	8				7	14,657		
	21	1				1			1	1					1	12,768	
	22	30	30			30			30	29		1		29	12,768		
	23	27	26	1		27			27	27			1	25	13,252		
	24	24	23	1		24			24	24				23	12,652		
	25	5	5			5			5	5				5	14,800		
	26	16	15		1	15			15	15				14	16,235		
	27	21	16	3		19			19	19			3	7 8.33	13	14,384	
	28	1				1			1	1					1	14,384	
	29	1				1			1	1					1	14,384	
	30	12	4	8		12			12	12			8	8 8.87			
932	1	69	29	39	1	67			68	65			36	5 4.25	17	12,000	
	2	27	22	4		27			26	26			3	7 7.33	19	16,000	
	3	49	44	4		49			48	48			4	5 8.00	40	19,750	
	4	31	24	6		28			30	30			6	11 4.33	23	16,282	
	5	27	22	5		24			27	27			5	5 2.60	17	13,500	
	6	52	47	5		50			52	52			4	5 2.50	38	14,423	
	7	18	18			18		3	18	18				18	26,333		
	8	14	14			14			14	14				14	34,642		
	9	30	29	1		30			30	30		1		29	21,137		
	10	27	27			27			27	27				27	17,277		
	11	42	42			42			42	42				42	18,238		
	12	20	16	4		20			20	20			4	5 9.00	15	17,533	
	13	26	26			26			26	26					26	17,134	
	14	23	20	3		23			23	23			2		20	15,975	
	15	28	26	2		28			28	28		1	2		22	22,750	

<sup>1</sup>For renter - occupied dwelling units and vacant nonseasonal not dilapidated units, for rent.<sup>2</sup>For owner - occupied dwelling units and vacant nonseasonal not dilapidated units, for sale only.



Table 3.—CHARACTERISTICS OF HOUSING FOR CENSUS TRACTS, BY BLOCKS: 1950—Con.

Census tract	Block	All dwelling units by occupancy and tenure					All dwelling units by condition and plumbing facilities			Occupied dwelling units			Contract monthly rent <sup>1</sup>		Value <sup>2</sup> of one-dwelling-unit structures			
		Total	Owner occupied	Renter occupied	Vacant non-seasonal not dilap., for rent or sale	Other vacant and non-resident	Number reporting	No private bath or dilap.	No running water or dilap.	Total	Persons per room		Occupied by non-white	Number reporting	Average monthly rent (dollars)	Number reporting	Average value (dollars)	
											Number reporting	1.51 or more						
932	17	25	21	4					25	25			4	69.50	18	16,333		
	18	31	25	6					31	31			4	85.75	24	17,604		
	19	18	14	7		1			18	17			1		13	13,461		
	20	9	7	2					9	8			1		6	19,666		
	21	22																
	22	13	26	6					32	32			5	60.00	23	16,239		
	23	18	12	6					18	18			6	75.83	9	9,833		
	24	9	5	9					95	97	3		89	94.31	3	14,166		
	25	24	22	2					24	24			1		18	16,833		
	26	38	33	5					37	38		2	1	60.00	28	16,125		
	27	17	12	5					17	17			5	61.80	9	13,111		
	28	4	4						4	4					4	11,125		
	29	6	4	2					5	6	4		2		1			
	30	7	2	5					6	7		2	5	6	1			
	31	17	13	4					15	16			2		10	10,500		
	32	32	15	17					32	32			16	52.18	12	10,000		
	33	29	23	6					29	29			4	49.75	21	11,761		
	34	36	29	7					35	36	3		6	59.16	24	10,475		
	35	30	27	3					30	30			3	90.66	24	13,312		
	36	8	5	6		1			12	11	1		5	49.20	2			
	39	1	7	8					15	15			4	86.75	5	22,200		
	40	15	10	5					15	15			4	96.75	8	15,312		
	41	15	23	8		2			15	15			24	57.29	10	14,150		
	42	53	23	28					50	4	3							
	933	1	21	12	9				21	3	1		20	8	36.75	8	6,375	
		2	18	9	9		1		18	3	3		17	8	30.00	6	7,000	
		3	11	4	7				10	1	1		1	7	58.85	1		
		4	18	12	6				18	4			6	61.83	8	11,937		
		5	14	12	2				14	1	1		2	2	5	12,222		
		6	44	44	8				44	4	4			36	49.88	5	13,600	
		7	38	38	9		1		38	38	38			29	62.68	6	10,250	
		8	21	13	8				21	21	21			7	62.85	9	10,611	
		9	52	20	32				49	4	2			32	41.40	7	10,714	
		10	13	9	4				13	13	13			3	49.66	6	9,250	
		11	22	13	9				22	2	2			21	8	53.00	9	8,644
		12	24	7	16		1		24	9	8			23	15	36.46	2	
		13	11	8	3				11	2	2			11	2	5	9,000	
		14	4	1	3				4	4	4			4	3	48.33	1	
		15	1															
		16	31	19	12				31	2	1			30	12	43.66	12	7,600
17		40	18	20		1		40	8	7			38	20	38.45	11	8,472	
18		20	25	9				20	20	20			9	9	50.22	6	10,166	
19		37	25	12				34	1	1			11	11	55.63	20	11,415	
20		23	15	8				23	2	2			7	7	58.14	11	10,545	
21		21	15	6				21	21	21			2	6	43.66	12	10,875	
22		58	17	39		2		56	3	2			39	12	78.12	12	14,583	
23		48	1	47				48	2				45	45	69.68	1		
24		35	14	21				33	3				14	14	50.35	11	20,272	
25		87	18	69				86	1	1			68	4	70.11	11	14,818	
26		27	23	4				27	27	27			4	4	74.00	20	16,425	
27		26	20	6				23	26	23			3	3	85.00	17	16,352	
28		11	11					10	11	11					9	13,500		
29		23	20	3				23	23	23			3	3	48.33	18	18,816	
30		19	16	2		1		17	18	18			1	1	16,366	15	16,366	
31		22	19	3				22	22	22			2	2	18,333	18	18,333	
32		19	16	3				19	4	1			3	3	33.33	12	18,208	
33		38	34	4				37	38	38			2	2	22,892	28	22,892	
34		27	24	2				26	26	26			2	2	19,227	22	19,227	
35		87	61	23		1		87	84	84			21	21	63.61	48	18,187	
36		24	19	5				24	24	24			5	5	82.60	17	12,911	
37		28	15	13				26	28	26			2	2	67.44	9	11,555	
38		6	6					6	6	6					6	9,000		
39		37	31	6				37	37	37			6	6	58.66	27	10,111	
40		27	20	7				26	2	1			7	7	44.85	16	8,000	
41	21	11	10				21	4	2			2	2	35.00	7	6,571		
42	21	9	12				21	3	1			21	12	32.33	3	5,166		
43	9	7	6				9	3	1			9	6	36.66	1			
44	17	3	10				16	8	7			2	2	40.88	2			
46	25	12	12				25	13	13			5	5	27.33	8	5,875		
47	6	6					5	6	6			1	1	10,200	5	10,200		
49	6	6					6	6	6					6	11,683			
50	25	23	2				25	1	1			1	1	12,772	22	12,772		
51	15	15					14	15	14					13	18,461			
53	16	14	1		1		15	15	15			1	1	21,571	14	21,571		
54	9	9					9	9	9					7	22,142			
55	25	25					24	25	24					22	17,931			
56	15	15					15	15	15					15	21,633			
57	2																	
59	14	14					14	14	14					11	23,863			
60	18	18					16	18	16					16	19,312			
61	23	20	3				23	23	23			3	3	73.33	15	15,933		
62	20	15	5				20	20	20			1	5	44.00	15	11,233		
63	1																	
64	13	11	2				13	13	13			1	1	2	10	11,400		
65	38	19	19				37	11	4			19	19	51.68	14	8,142		

<sup>1</sup>For renter - occupied dwelling units and vacant nonseasonal not dilapidated units, for rent.  
<sup>2</sup>For owner - occupied dwelling units and vacant nonseasonal not dilapidated units, for sale only.

HOUSING—BLOCK STATISTICS

Table 3.—CHARACTERISTICS OF HOUSING FOR CENSUS TRACTS, BY BLOCKS: 1950—Con.

Census tract	Block	All dwelling units by occupancy and tenure					All dwelling units by condition and plumbing facilities			Occupied dwelling units				Contract monthly rent <sup>1</sup>		Value <sup>2</sup> of one-dwelling-unit structures	
		Total	Owner occupied	Renter occupied	Vacant non-seasonal not dilap., for rent or sale	Other vacant and non-resident	Number reporting	No private bath or dilap.	No running water or dilap.	Total	Persons per room		Occupied by non-white	Number reporting	Average monthly rent (dollars)	Number reporting	Average value (dollars)
											Number reporting	1.51 or more					
933	66	12	7	5		12	3		12	12	3		5	3 48.0	4	8 37.5	
	67	12	5	7		12	2	2	12	12	1	1	7	4 07.1	4	6 30.0	
	68	38	16	22		38	6	3	38	38	4	3	19	3 90.5	9	5 16.6	
	69	2															
	70	13	10	3		13	7	5	13	13	1	1	3	3 10.0	7	3 24.2	
	72	48	22	25		47	26	23	47	46	6	4	25	3 58.8	15	2 75.3	
	73	1															
	74	14	6	8		14	5	5	14	14			7	3 21.4	5	5 10.0	
	75	34	23	10		34	7	6	33	33	5	2	10	3 67.0	14	4 36.4	
	76	38	20	17		38	6	2	37	37	1	3	16	4 37.5	10	5 25.0	
	78	16	15			16			15	15	1				15	11 53.3	
	79	20	18		2	19			18	18					18	12 63.8	
	80	6	4	2		6	1		5	5			2		2		
	81	14	14			14			14	14					9		15 11.1
	82	17	15	2		17			17	16			2		13		23 07.6
	83	17	16	1		16			17	16					14		24 42.8
84	6	4	2		6			6	6			2		4		20 00.0	
934	1	341	334	7		341	6	6	341	341	3	9	7	5 54.2	326	13 91.0	
	4	5	3	2		5	2	2	5	5	1	7	2		2		
	5	38	18	20		38	24	24	38	38	3	3	18	3 84.4	8	7 00.0	
	6	22	15	7		22	9	9	22	22	1	2	7	3 32.8	11	7 00.0	
	7	31	15	14		28	7	4	29	28	3	2	13	4 00.0	8	10 93.7	
	8	2															
	9	22	13	9		22			22	22			8		9		
	10	4	2	2		4			4	4			2		10		9 45.0
	11	9	4	5		9	8	5	9	9			4		2		
	12	31	15	15		31	7	5	30	30	2	2	11	4 37.5	2		
													3		10		6 65.0
															7		
	13	20	10	10		20	9	5	20	20	2	5	19	3 24.0	17		8 42.8
	14	42	24	18		42	25	23	42	42	4	2	17	4 62.3	15		6 50.0
	15	29	18	10		18			28	25	4	2	9	4 28.8	9		6 33.3
	16	26	14	12		26	15	12	26	25	2	2	11	5 28.8	11		8 63.6
	17	34	19	15		34	22	22	34	34	2	2	13	3 05.3	12		7 33.3
	18	31	19	12		31	10	10	31	31	3	3	12	4 35.0	12		7 70.8
	19	32	21	11		25	3	3	32	32	2	2	10	3 80.0	12		7 55.8
	20	10	6	4		10	1	1	10	10			6		12		5 40.0
	21	17	10	6		17	3	3	16	16	1	1	2	4 15.0	5		5 40.0
	22	2													8		5 27.5
	24	25	14	8		25	8	6	22	22	2	2	8	4 44.2	6		5 83.3
	25	32	11	21		32	4	2	32	32	4	2	19	4 07.3	4		6 62.5
26	35	24	11		27	2	2	35	35	3	3	14	4 51.1	14		7 29.2	
27	12	9	3		7			12	12			3	4 56.6	5		6 60.0	
28	29	15	14		29	4	4	29	29	3	3	14	3 57.7	11		6 72.7	
29	2																
30	12	4	8		12	6	6	12	12	1	1	8	2 62.5	3		8 66.6	
31	20	11	9		16	1	1	20	20	3	3	9	4 27.7	5		11 30.0	
32	16	9	7		13	1	1	16	16			6	4 63.3	4		5 00.0	
33	21	9	12		21	10	6	21	21	1	1	10	5 17.0	5		5 00.0	
34	6	4	2		6			6	6			2		1			
35	21	7	12		21	13	2	19	19	3	3	10	3 18.0	2			
36	21	9	12		21	6	3	21	21	2	2	10	4 44.0	4		6 17.5	
37	13	9	4		9	1	1	13	13			4	3 32.5	5		9 00.0	
38	26	13	13		24	1	1	26	26	3	3	11	4 17.2	6		5 73.3	
39	36	13	22	1	32	10	9	35	35	5	5	18	2 95.0	4		4 15.0	
40	2																
41	5	2	3		5	2		5	5			3					
42	11	11			11		1	11	11	2	2	5	3 60.0				
935	1	9	9		9			9	9			1		9		13 58.8	
	2	25	22	3		25			25	9		1	2	19		13 44.7	
	3	8	4	4		8	3	3	8	8	1	7	4	4 05.0	3	14 00.0	
	4	9	5	4		9	1		9	9			4	5 50.0	5	8 20.0	
	5	40	26	13		40	6	2	39	39	2	3	13	4 33.8	18	9 77.7	
	6	53	42	10		53	7	7	52	52	9	9	8	4 33.7	36	9 58.3	
	7	27	18	9		27	1	1	27	27	1	1	8	3 63.7	10	9 49.0	
	8	21	15	6		18			21	21			5	3 72.0	9	12 38.8	
	9	31	19	11		22	4	4	30	30	1	1	7	3 76.0	7	6 50.0	
	10	30	19	11		26	1		30	30	1	3	6	4 44.4	9	10 22.2	
	11																
	13	34	9	24		33	20	17	43	41	7	7	24	3 35.8	8	9 62.5	
	14	18	9	10		18	13	11	33	33	5	3	24	3 67.0	3	6 33.3	
	15	21	13	13		20	12	12	18	18	1	1	10	3 03.0	1		
	16	19	8	11		16	11	11	19	19	4	2	13	3 80.0	2		
	17	16	8	8		15	5	4	15	15	2	3	11	3 81.8	3	8 33.3	
	18	9	8	1		9	1		9	9			7	4 44.2	4	10 50.0	
	19	20	10	10		18			20	20	1	1	1		7	8 57.1	
	20	19	10	9		17	3	3	19	20	3	3	10	4 00.0	4	10 25.0	
	21	15	7	8		12	5	5	15	15	4	4	9	4 05.5	5	7 12.0	
22	25	11	14		25	11	11	25	25	7	7	12	4 63.3	7	8 07.1		
23	48	46	2		48			48	48			2		45		13 56.8	
24	15	15			15			15	15					15		13 20.0	
25	33	14	19		24	19	15	33	33	4	1	1	4 11.6	7	6 35.7		
26	8	1	7		8	6	4	8	8			18		1			
27	25	15	10		24	10	9	25	25	2	2	9	3 78.5	7	7 85.5		
28	21	8	12		20	12	10	20	20	2	2	9	4 07.7	9	8 11.1		
										5	5	12	3 15.8	4		6 62.5	

<sup>1</sup>For renter - occupied dwelling units and vacant nonseasonal not dilapidated units, for rent.

<sup>2</sup>For owner - occupied dwelling units and vacant nonseasonal not dilapidated units, for sale only.

Table 3.—CHARACTERISTICS OF HOUSING FOR CENSUS TRACTS, BY BLOCKS: 1950—Con.

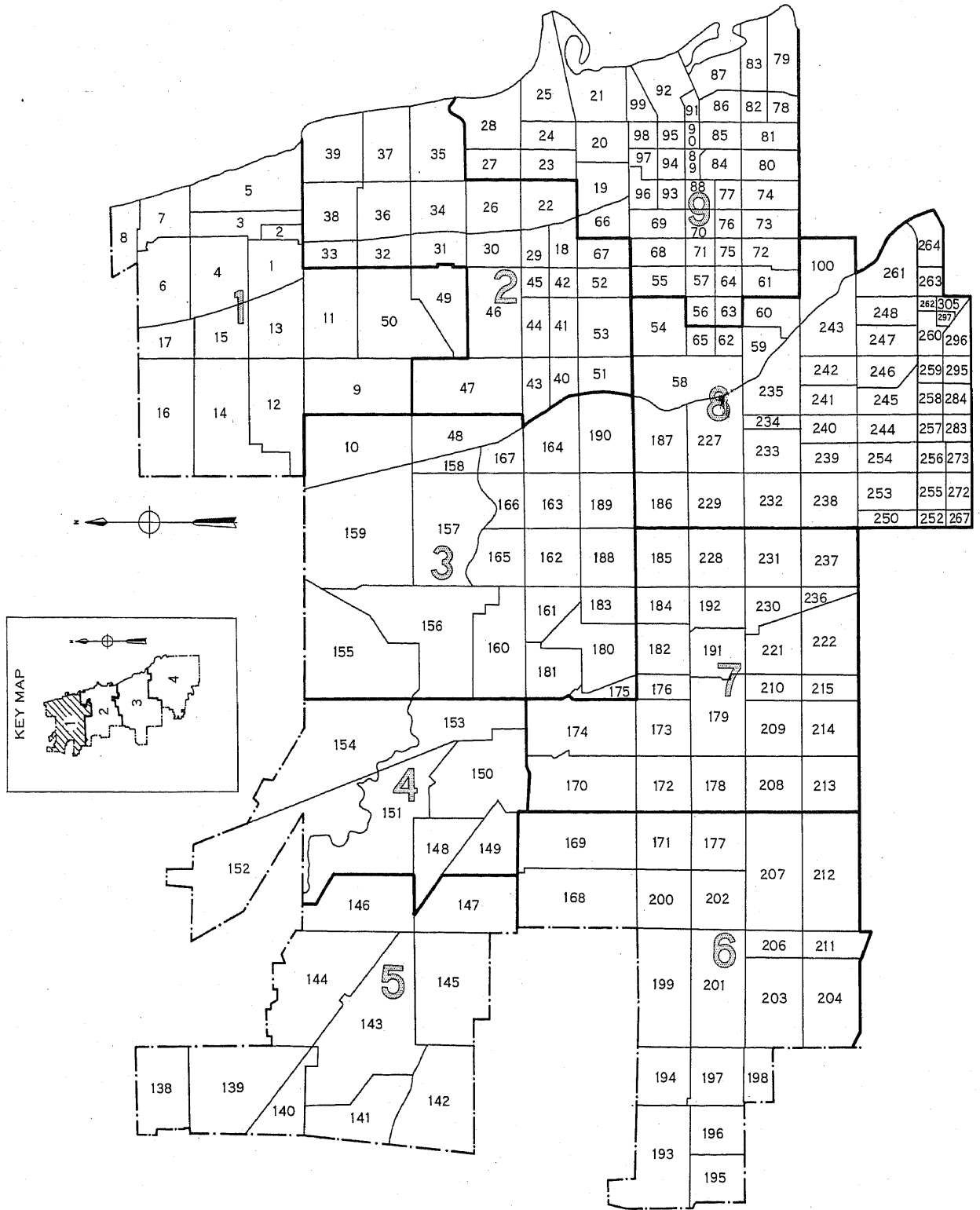
Census tract	Block	All dwelling units by occupancy and tenure					All dwelling units by condition and plumbing facilities			Occupied dwelling units			Contract monthly rent <sup>1</sup>		Value <sup>2</sup> of one-dwelling-unit structures		
		Total	Owner occupied	Renter occupied	Vacant non-seasonal not dilap., for rent or sale	Other vacant and non-resident	Number reporting	No private bath or dilap.	No running water or dilap.	Total	Persons per room		Occupied by non-white	Number reporting	Average monthly rent (dollars)	Number reporting	Average value (dollars)
											Number reporting	1.51 or more					
935	29	14	9	5			12	10	10	14	11	1	13	2		6	4.833
	30	19	9	10			16	8	8	19	17	1	19	9	2 3.88	4	6.125
	31	5	2	3			3			5	3		5	2		1	
	32	10	7	3			7			10	10		10	2		2	
	33	32	22	10			32	5	5	32	32	2	32	10	4 2.90	16	10.500
	34	23	15	7		1	22	6	4	22	22		22	7	4 6.42	12	11.166
	35	30	17	13			28	2		30	29		29	11	4 4.00	8	11.250
	36	18	10	8			18	5	5	18	18	4	16	8	3 7.62	5	9.200
	37	18	7	9		2	15	7	6	16	16	4	15	8	3 9.12	4	9.750
	38	16	10	6			16	5	4	16	16	2	16	6	4 3.33	8	9.125
	39	18	15	3			15			18	15	1	18	1		10	9.300
	40	29	22	7			24	2	2	29	28	1	29	4	4 8.75	18	9.111
	41	12	8	4			8			12	12		12	3	4 5.66	7	7.714
	42	6	3	3			6	3	3	6	6		6	3	3 4.66	1	
	43	11	5	6			10	4	4	11	11		11	6	3 7.33	2	
	44	29	14	15			28	14	12	29	29		28	14	4 6.57	5	5.400
	45	76	31	44		1	74	45	34	75	74	4	75	43	4 2.39	15	6.266
	46	29	13	16			29	16	13	29	29		28	16	4 6.68	8	5.737
	47	10	8	2			10	2	2	10	10		10	2		8	9.875
	48	5	4	1			5	1	1	5	5		5	1		3	11.333
	49	3	2	1			3			3	3		3	1		1	
	50	1															
	51	2															
	52	2															
	53	5	4	1			4			5	5		5	1		4	5.875
	54	4	3	1			3	1		4	4		4			1	
	55	12	4	8			12	5	5	12	12	1	12	8	3 5.75	6	8.666
	56	9	7	2			9	4	4	9	9	1	9	2			
	57	1															

<sup>1</sup>For renter - occupied dwelling units and vacant nonseasonal not dilapidated units, for rent.  
<sup>2</sup>For owner - occupied dwelling units and vacant nonseasonal not dilapidated units, for sale only.

# CHICAGO, ILLINOIS, BY CENSUS TRACTS: 1950

## KEY MAP

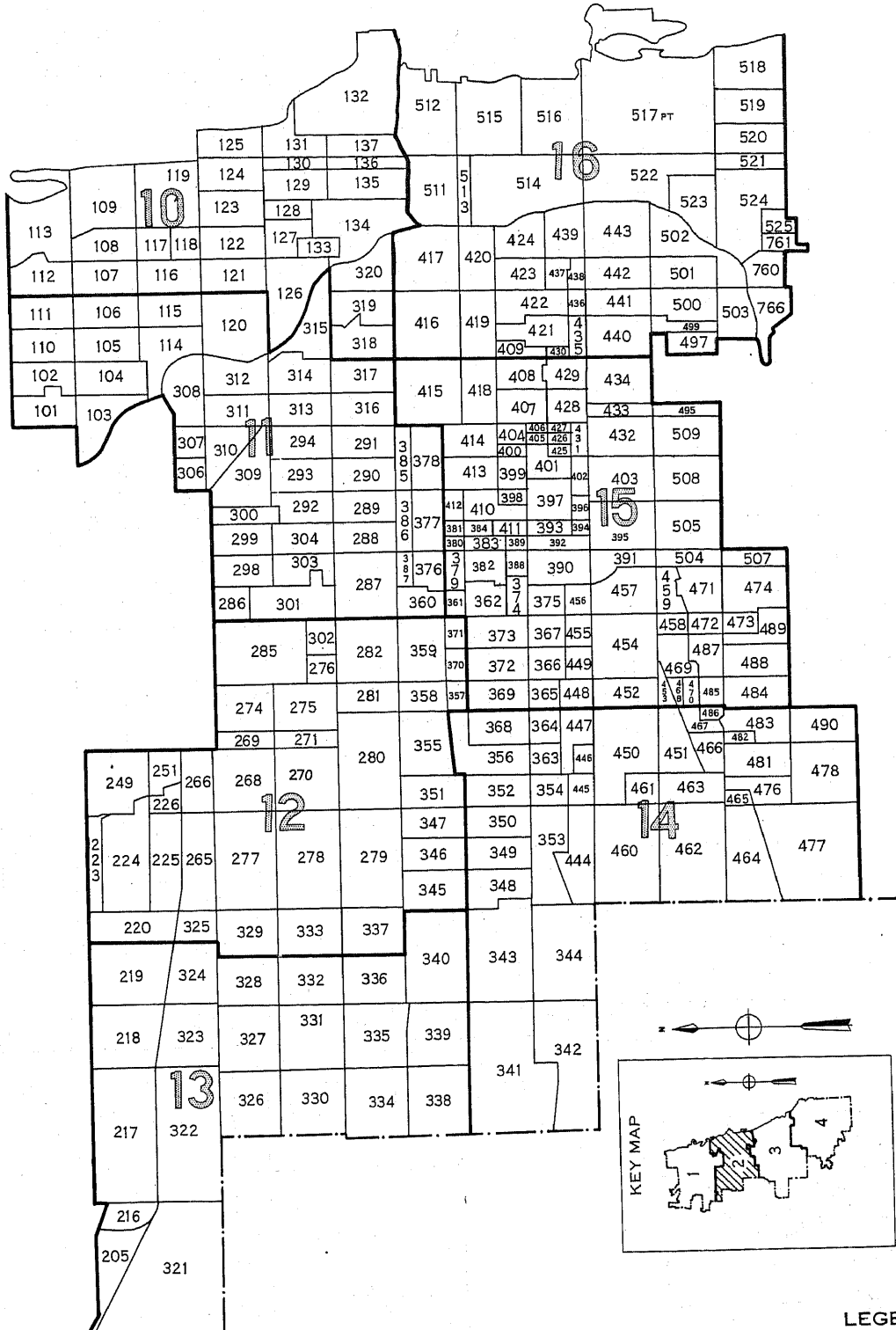
### PART 1 OF 4 PARTS



LEGEND  
 TRACT NUMBER  
 PART NUMBER

# CHICAGO, ILLINOIS, BY CENSUS TRACTS: 1950

KEY MAP  
PART 2 OF 4 PARTS

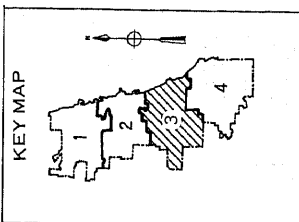
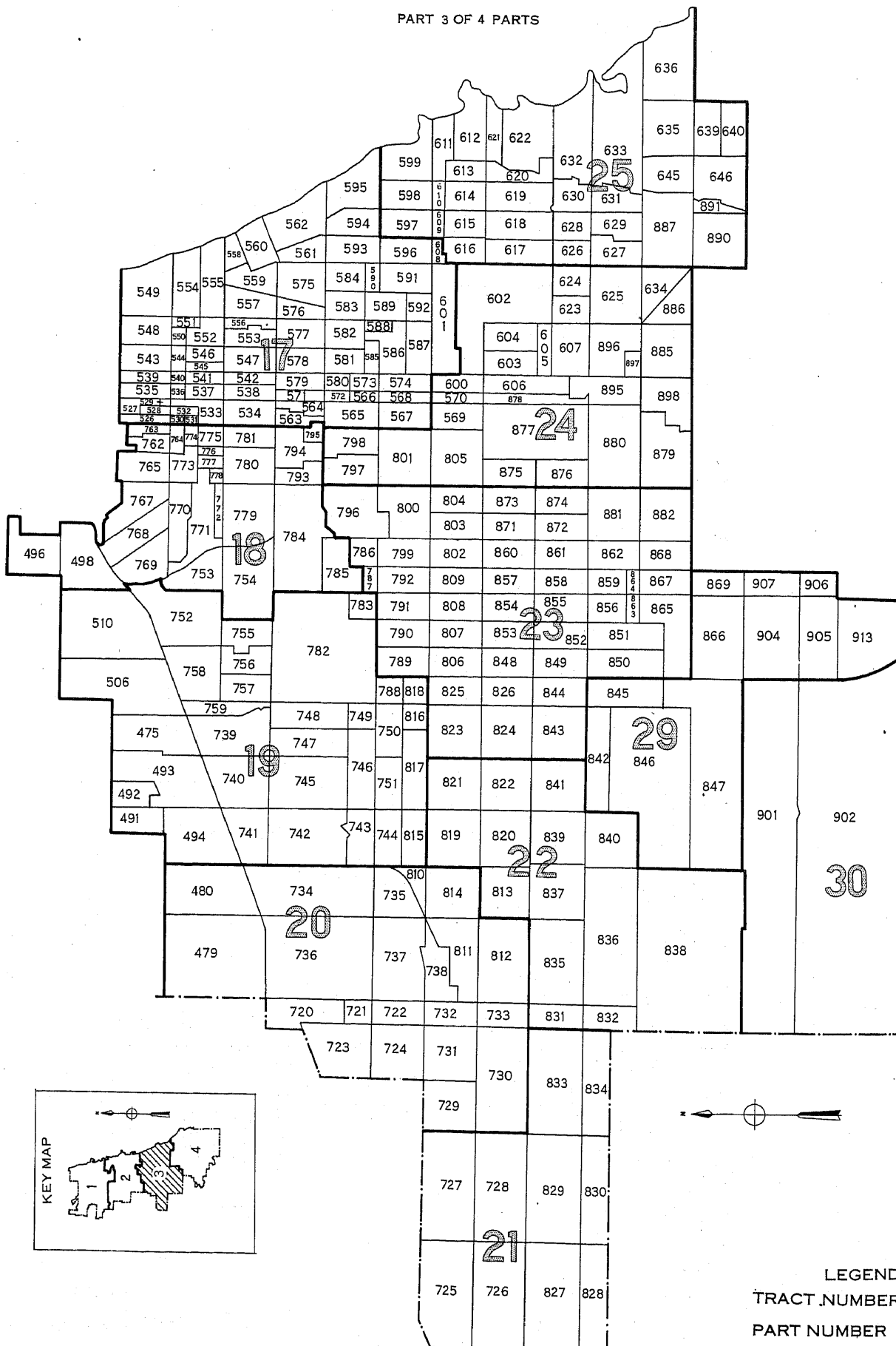


LEGEND  
TRACT NUMBER  
PART NUMBER

# CHICAGO, ILLINOIS, BY CENSUS TRACTS: 1950

KEY MAP

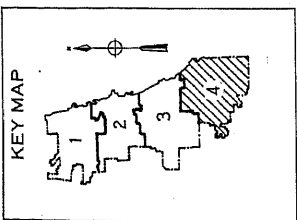
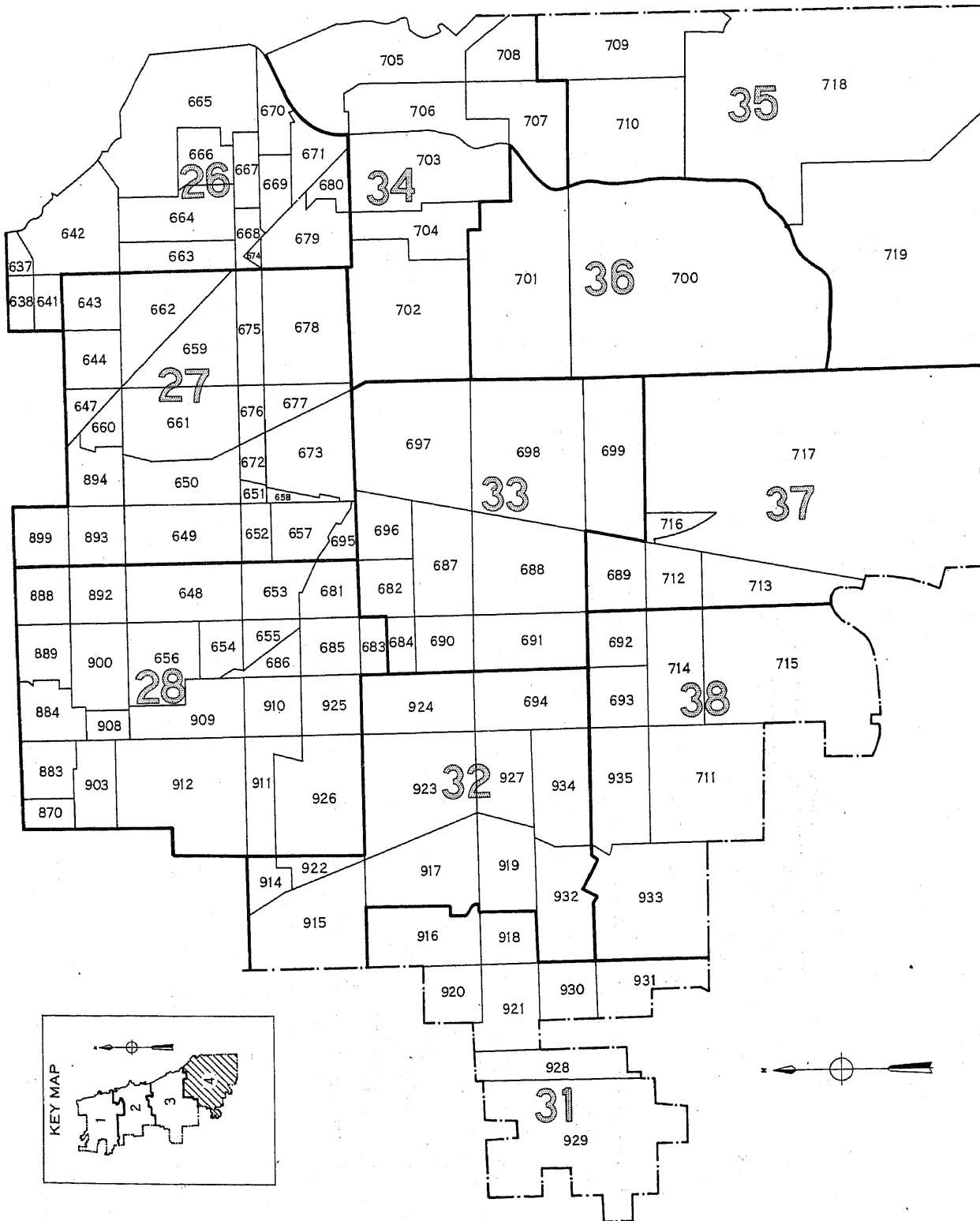
PART 3 OF 4 PARTS



LEGEND  
TRACT NUMBER  
PART NUMBER

# CHICAGO, ILLINOIS, BY CENSUS TRACTS: 1950

KEY MAP  
PART 4 OF 4 PARTS

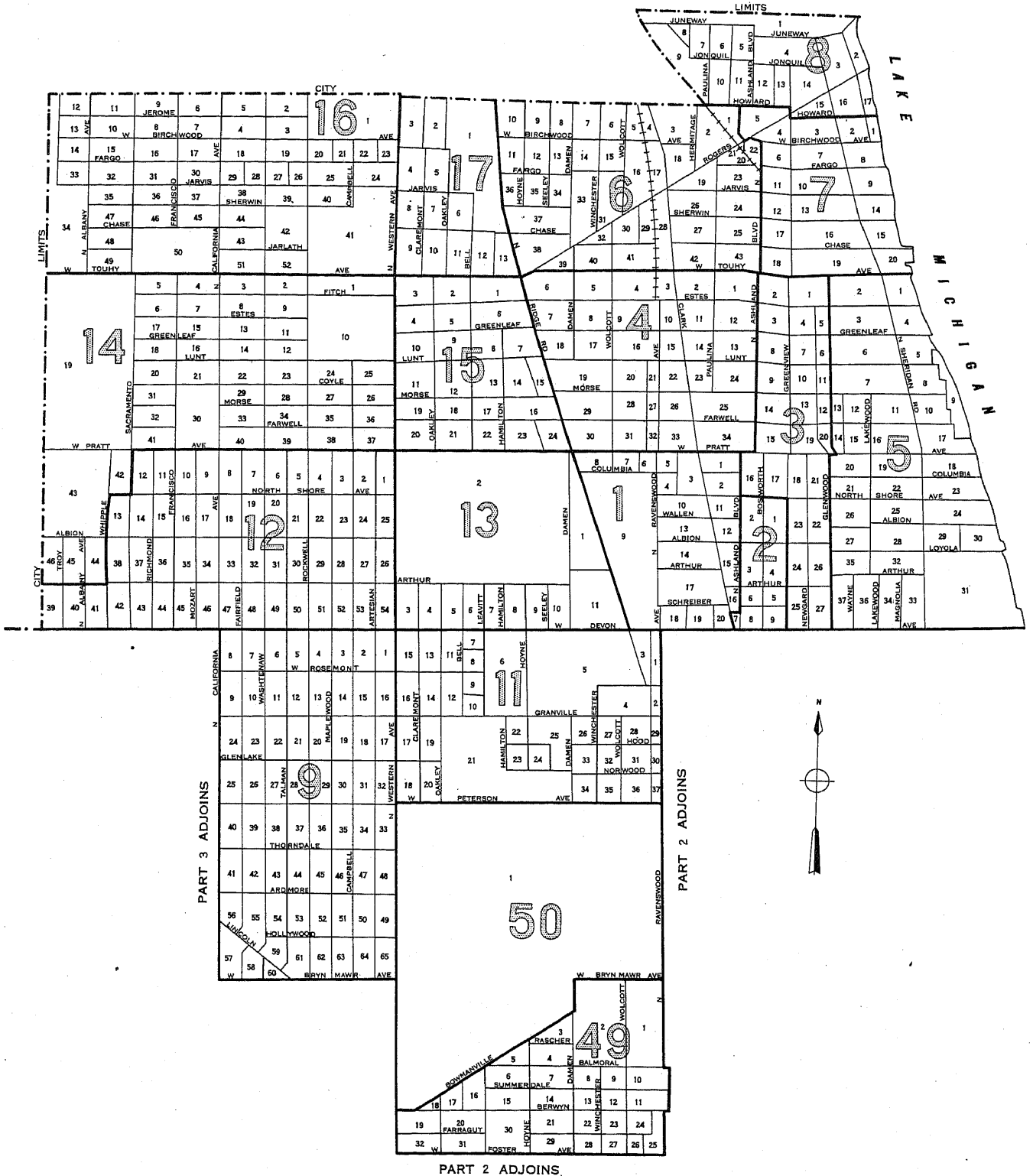


LEGEND  
TRACT NUMBER  
PART NUMBER

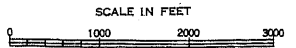
9  
1

# CHICAGO, ILLINOIS, BY CENSUS TRACTS AND BLOCKS: 1950

PART 1 OF 38 PARTS



PART 2 ADJOINS.



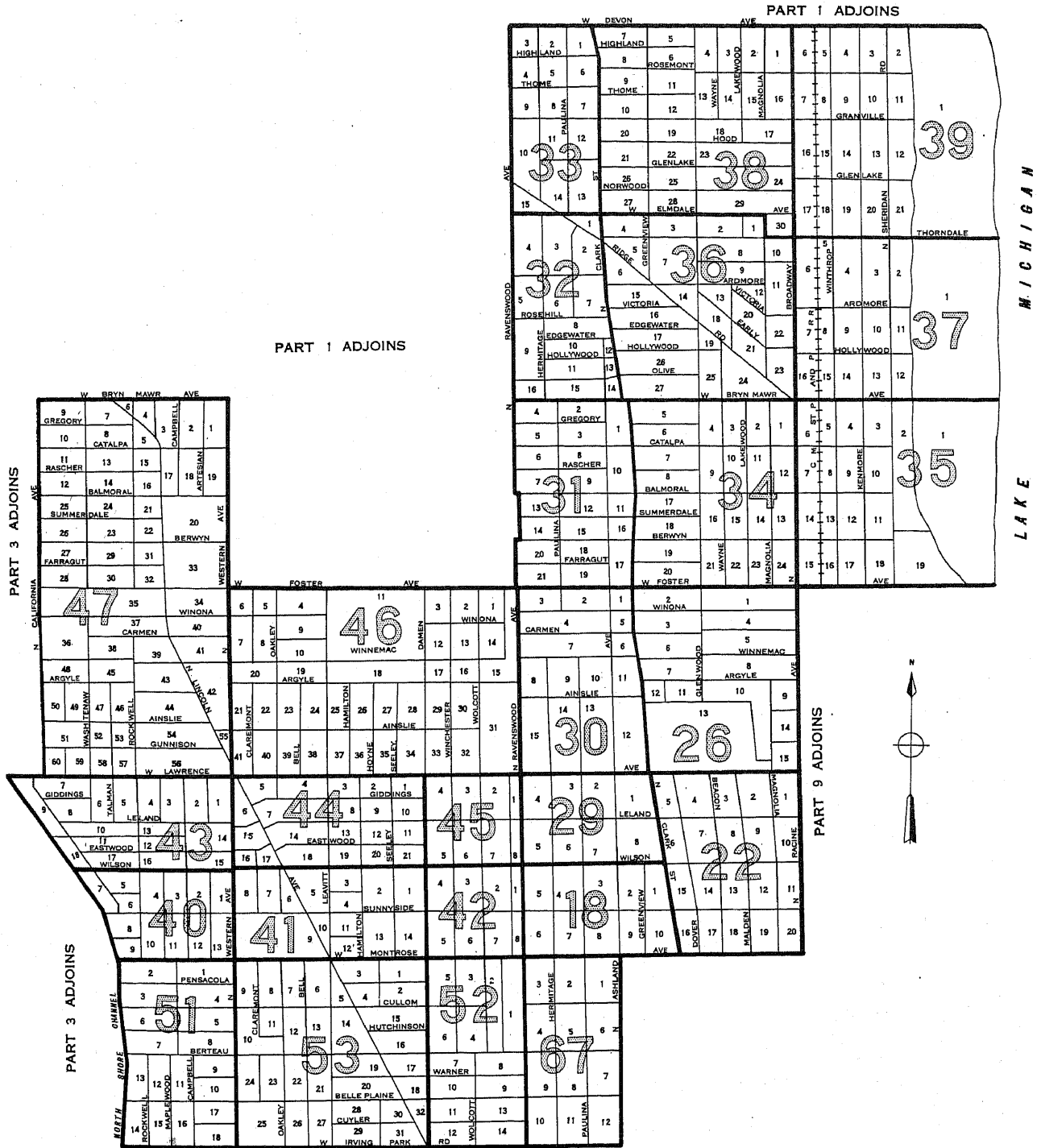
LEGEND

- BLOCK NUMBERS
- TRACT NUMBERS
- TRACT BOUNDARIES
- U.S. DEPARTMENT OF COMMERCE, BUREAU OF THE CENSUS

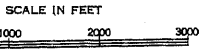


CHICAGO, ILLINOIS, BY CENSUS TRACTS AND BLOCKS: 1950

PART 2 OF 38 PARTS



PART 8 ADJOINS      PART 9 ADJOINS



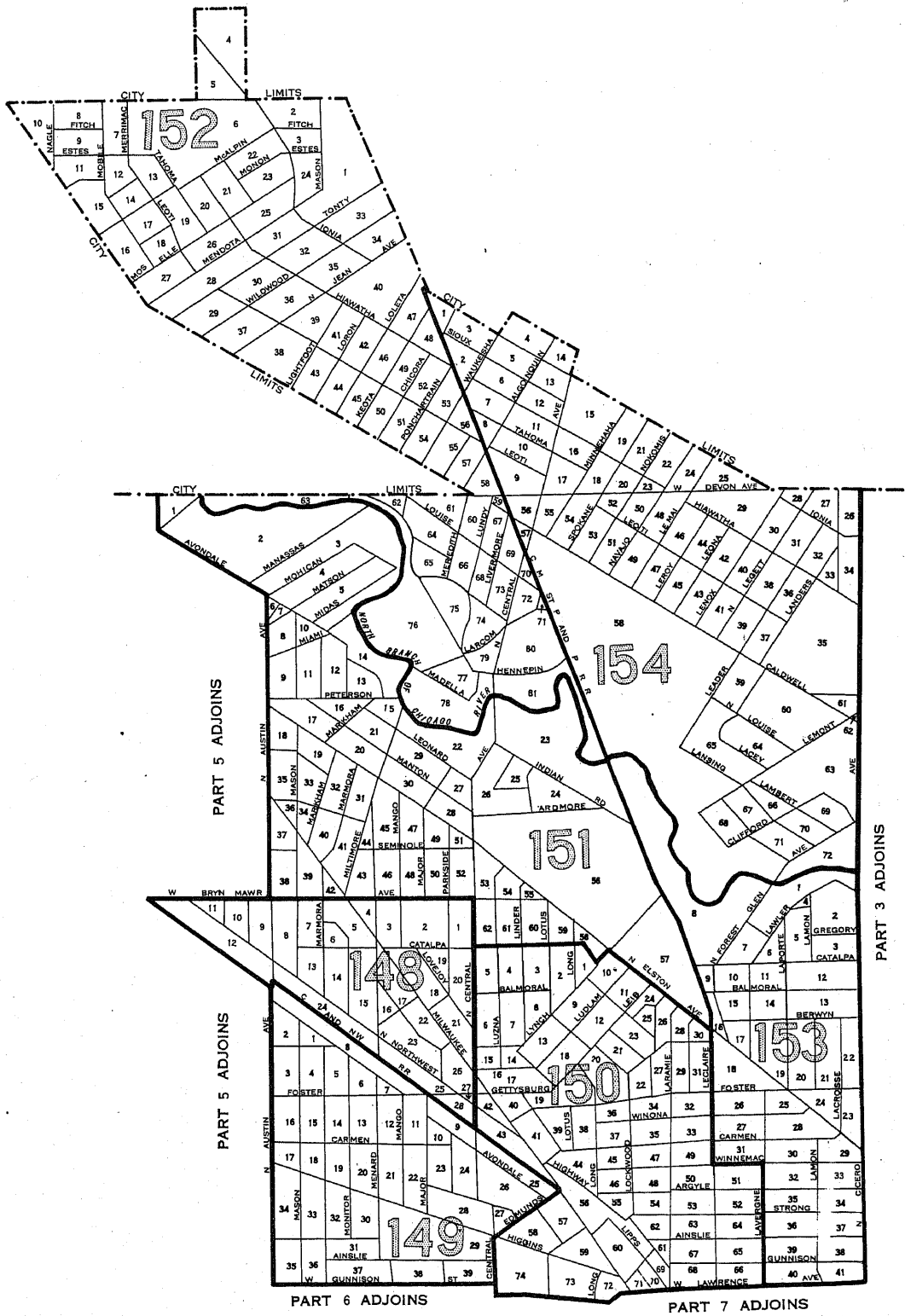
LEGEND

- BLOCK NUMBERS
- TRACT NUMBERS
- TRACT BOUNDARIES
- U.S. DEPARTMENT OF COMMERCE, BUREAU OF THE CENSUS



CHICAGO, ILLINOIS, BY CENSUS TRACTS AND BLOCKS: 1950

PART 4 OF 38 PARTS



SCALE IN FEET



LEGEND

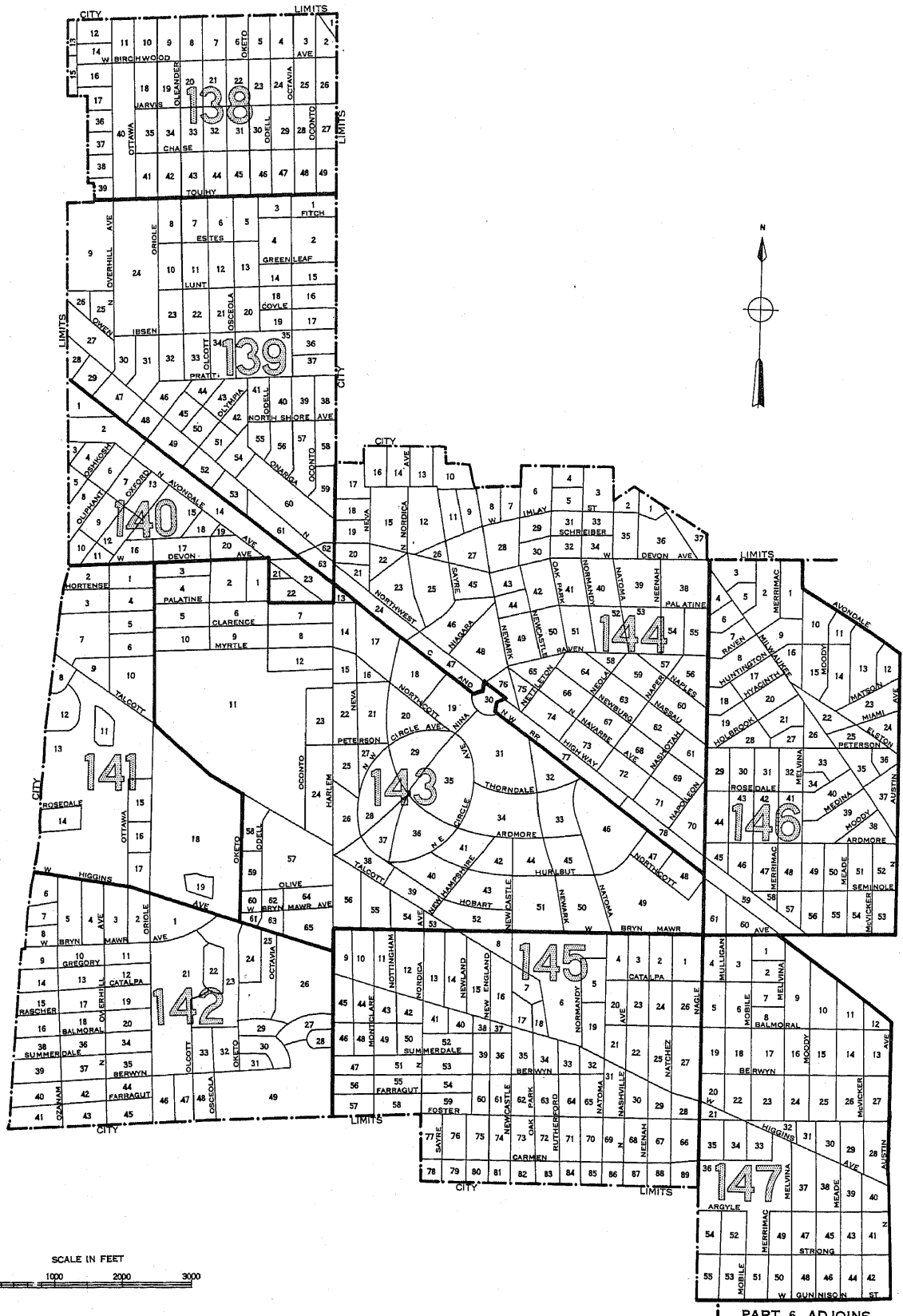
- BLOCK NUMBERS
- TRACT NUMBERS
- TRACT BOUNDARIES
- U.S. DEPARTMENT OF COMMERCE, BUREAU OF THE CENSUS

25

2

CHICAGO, ILLINOIS, BY CENSUS TRACTS AND BLOCKS: 1950

PART 5 OF 38 PARTS



PART 4 ADJOINS

PART 6 ADJOINS

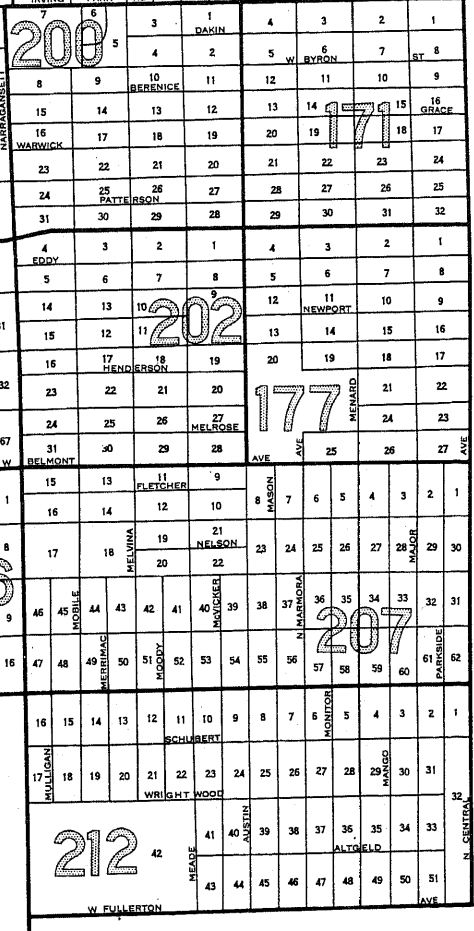
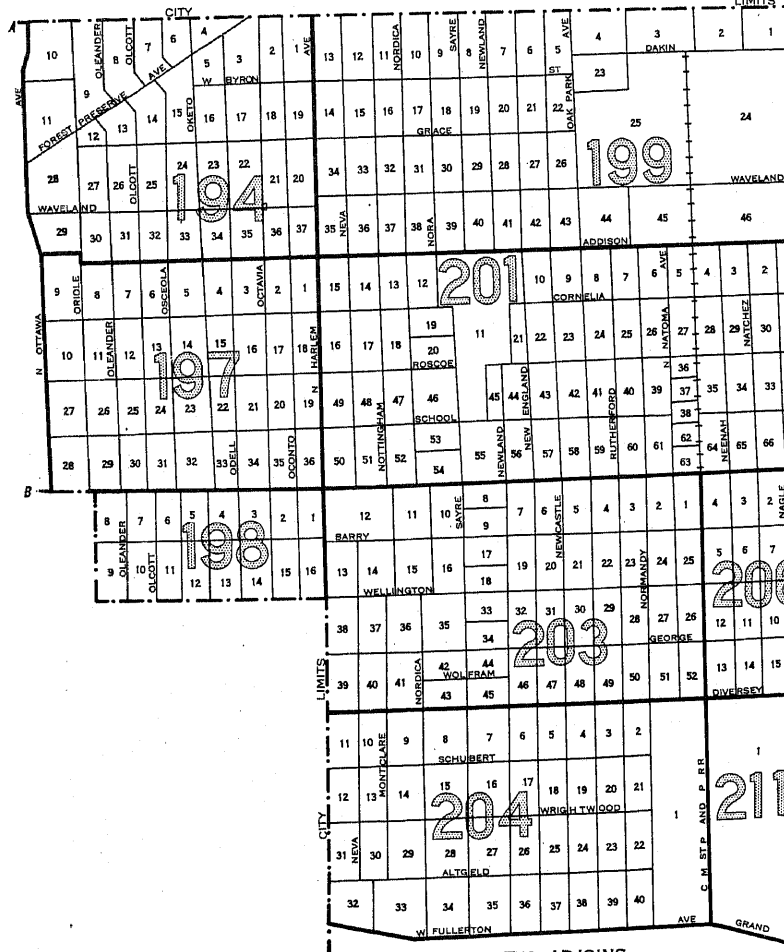
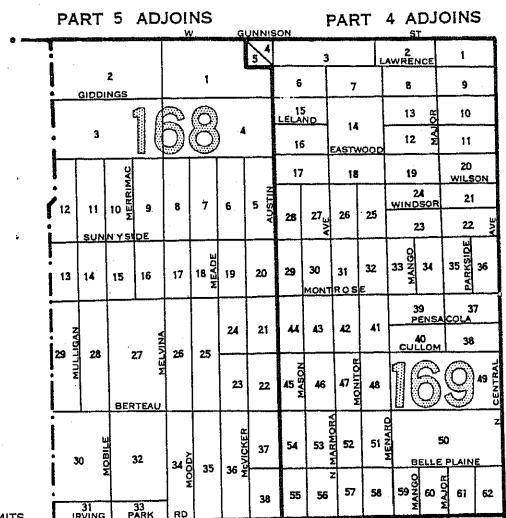
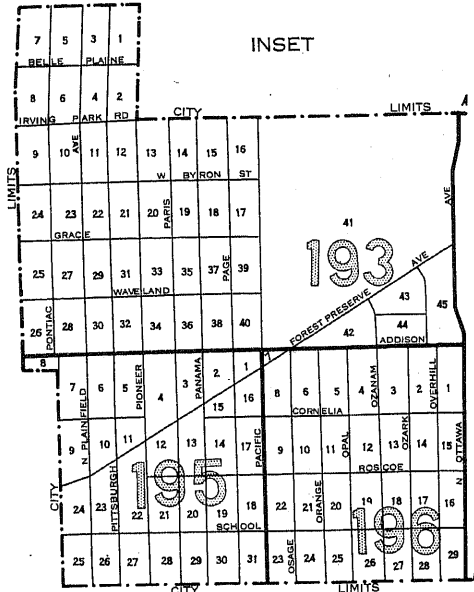
LEGEND

BLOCK NUMBERS	<span style="border: 1px solid black; padding: 2px;">25</span>
TRACT NUMBERS	<span style="border: 1px solid black; padding: 2px;">2</span>
TRACT BOUNDARIES	<span style="border-bottom: 1px solid black; width: 20px; display: inline-block;"></span>

U.S. DEPARTMENT OF COMMERCE, BUREAU OF THE CENSUS

# CHICAGO, ILLINOIS, BY CENSUS TRACTS AND BLOCKS: 1950


PART 6 OF 38 PARTS



PART 13 ADJOINS

PART 13 ADJOINS

SCALE IN FEET

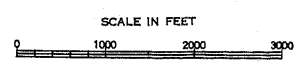
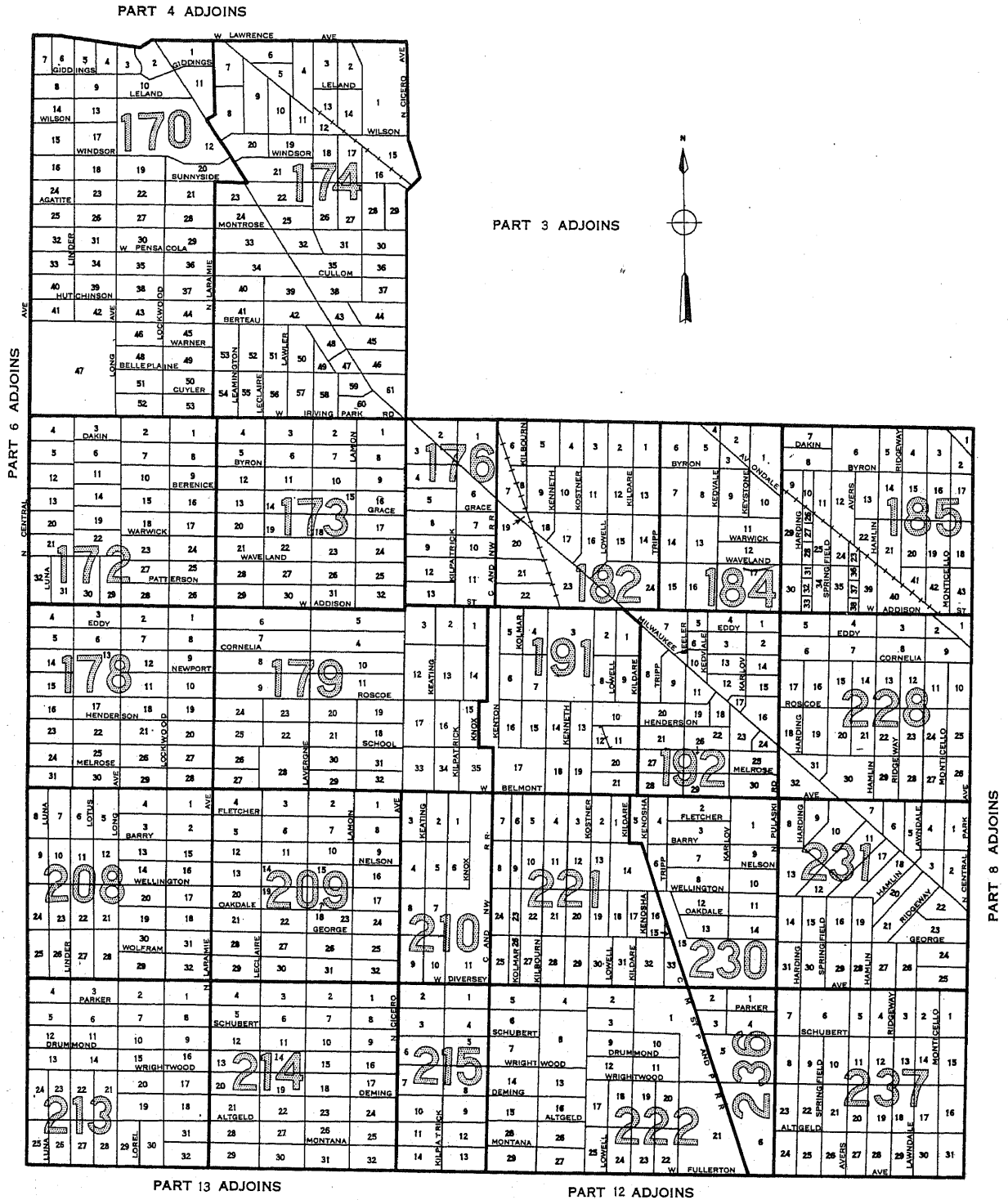


LEGEND

- BLOCK NUMBERS
- TRACT NUMBERS
- TRACT BOUNDARIES
- U.S. DEPARTMENT OF COMMERCE, BUREAU OF THE CENSUS

CHICAGO, ILLINOIS, BY CENSUS TRACTS AND BLOCKS: 1950


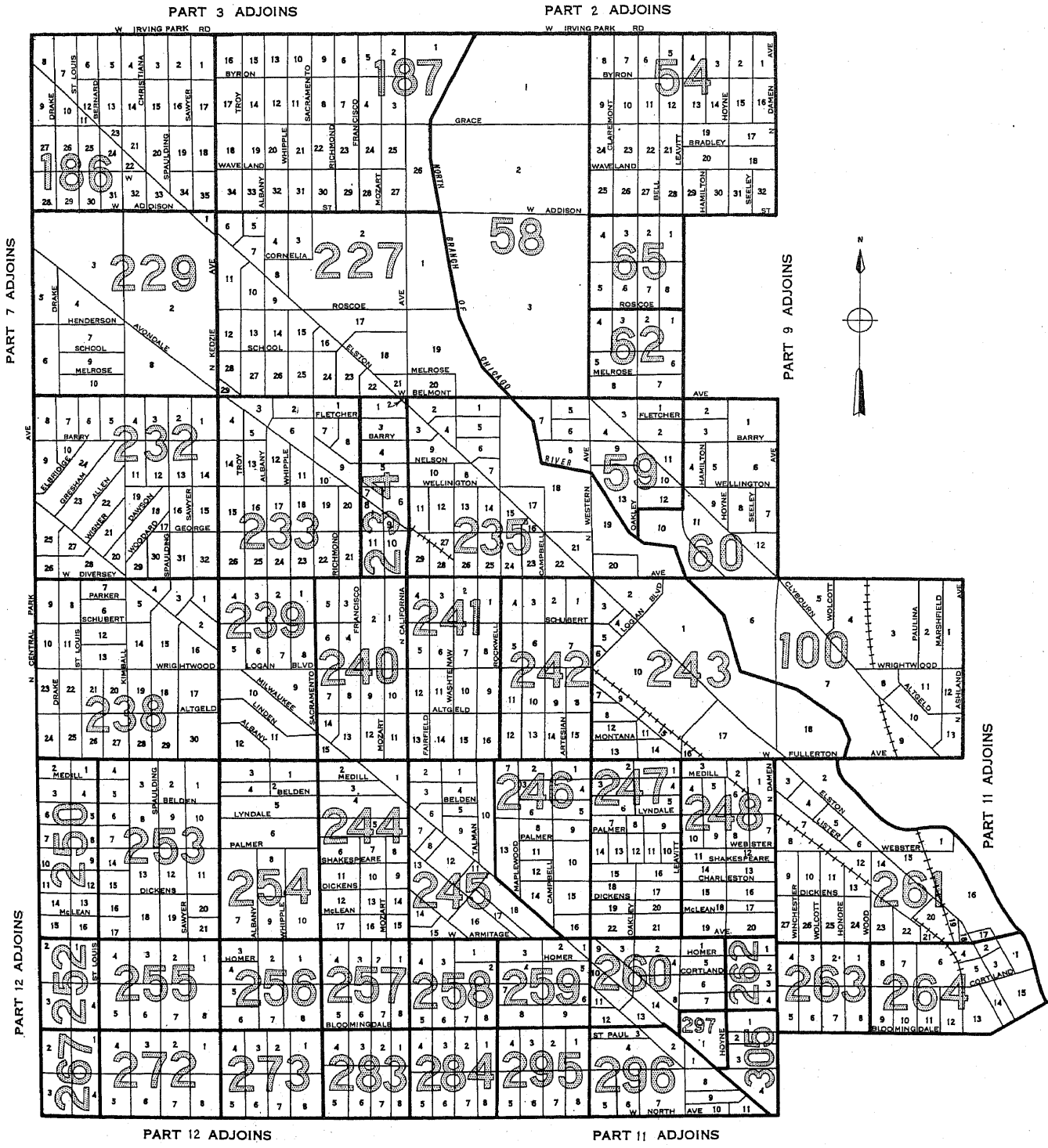
PART 7 OF 38 PARTS



LEGEND  
 BLOCK NUMBERS  
 TRACT NUMBERS  
 TRACT BOUNDARIES  
 U.S. DEPARTMENT OF COMMERCE, BUREAU OF THE CENSUS

CHICAGO, ILLINOIS. BY CENSUS TRACTS AND BLOCKS: 1950

PART 8 OF 38 PARTS



LEGEND

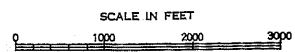
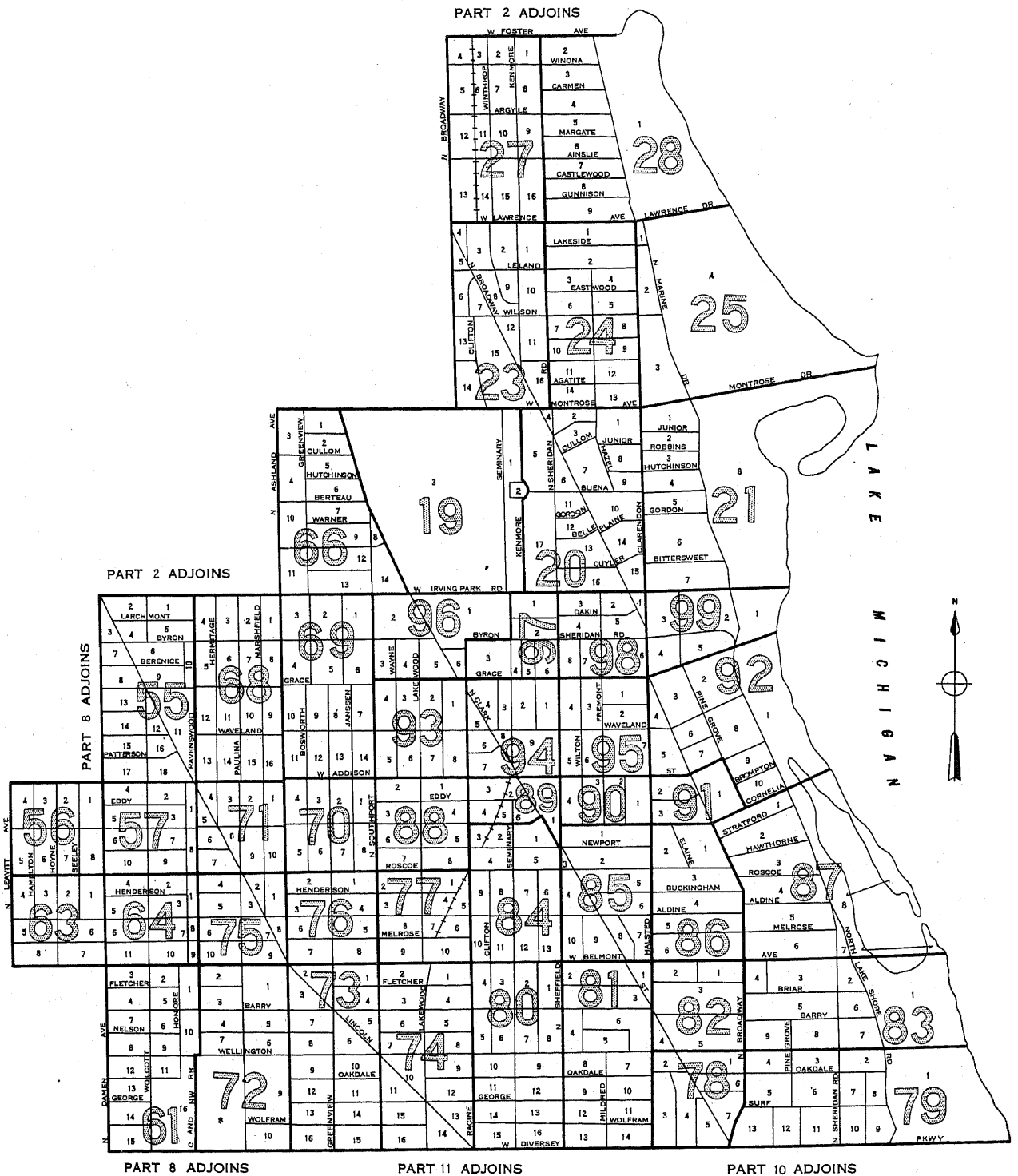
- BLOCK NUMBERS
- TRACT NUMBERS
- TRACT BOUNDARIES
- U.S. DEPARTMENT OF COMMERCE, BUREAU OF THE CENSUS

25

2

CHICAGO, ILLINOIS, BY CENSUS TRACTS AND BLOCKS: 1950

PART 9 OF 38 PARTS



LEGEND

- BLOCK NUMBERS
- TRACT NUMBERS
- TRACT BOUNDARIES
- U.S. DEPARTMENT OF COMMERCE, BUREAU OF THE CENSUS

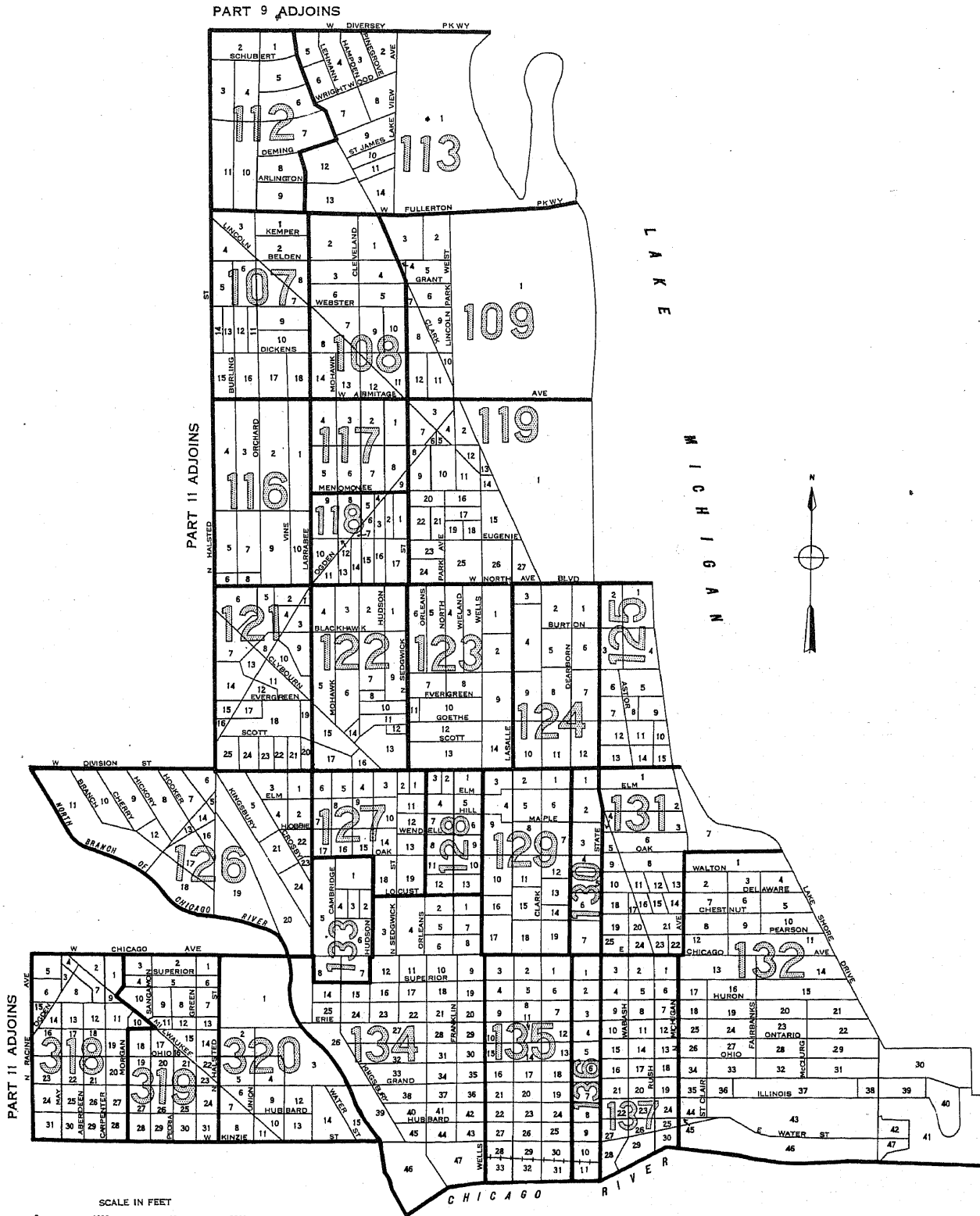
25

2



CHICAGO, ILLINOIS, BY CENSUS TRACTS AND BLOCKS: 1950


PART 10 OF 38 PARTS





SCALE IN FEET  
0 1000 2000 3000

PART 16 ADJOINS

LEGEND

BLOCK NUMBERS 

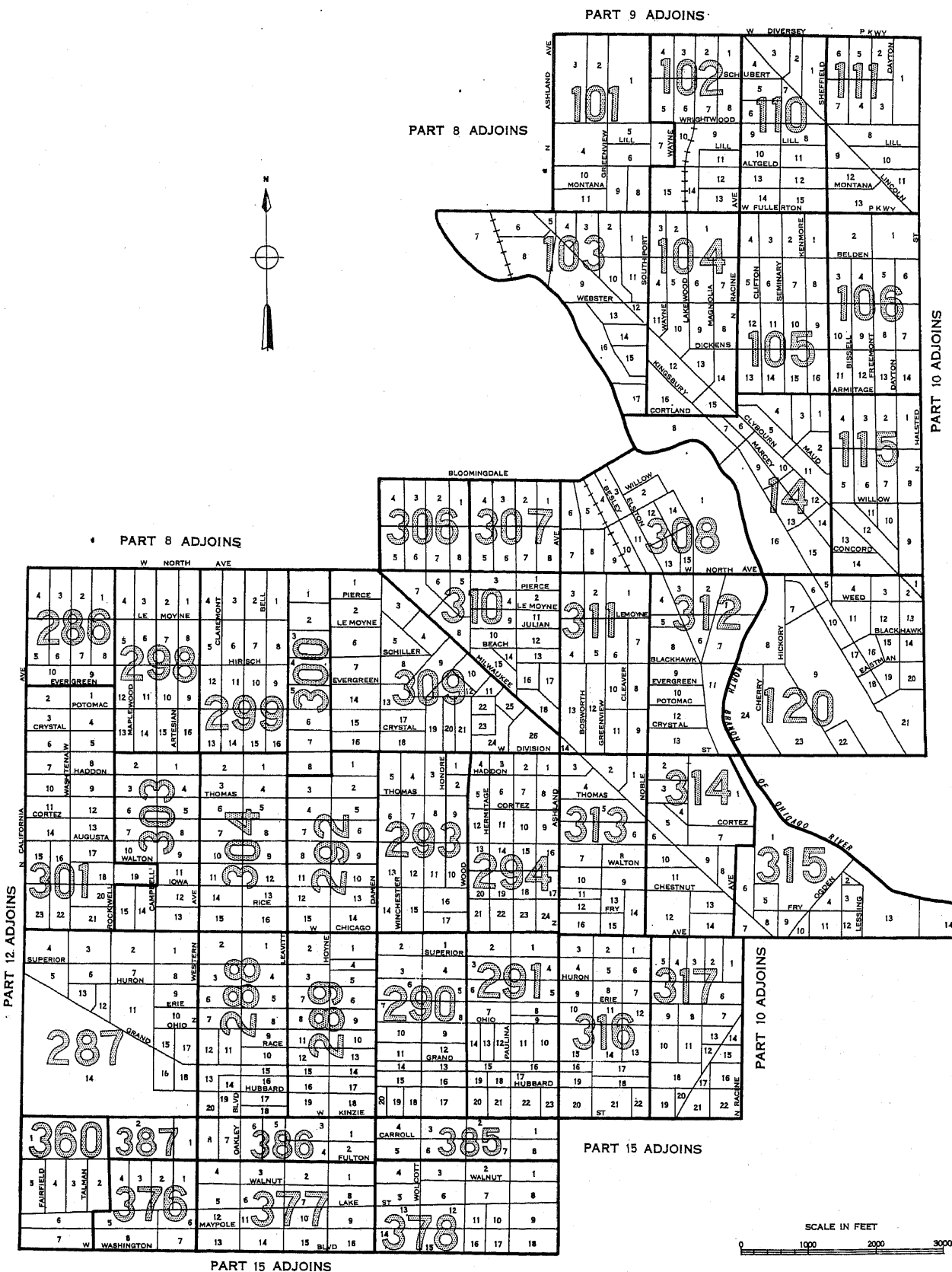
TRACT NUMBERS 

TRACT BOUNDARIES 

U.S. DEPARTMENT OF COMMERCE, BUREAU OF THE CENSUS

CHICAGO, ILLINOIS, BY CENSUS TRACTS AND BLOCKS: 1950

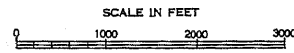
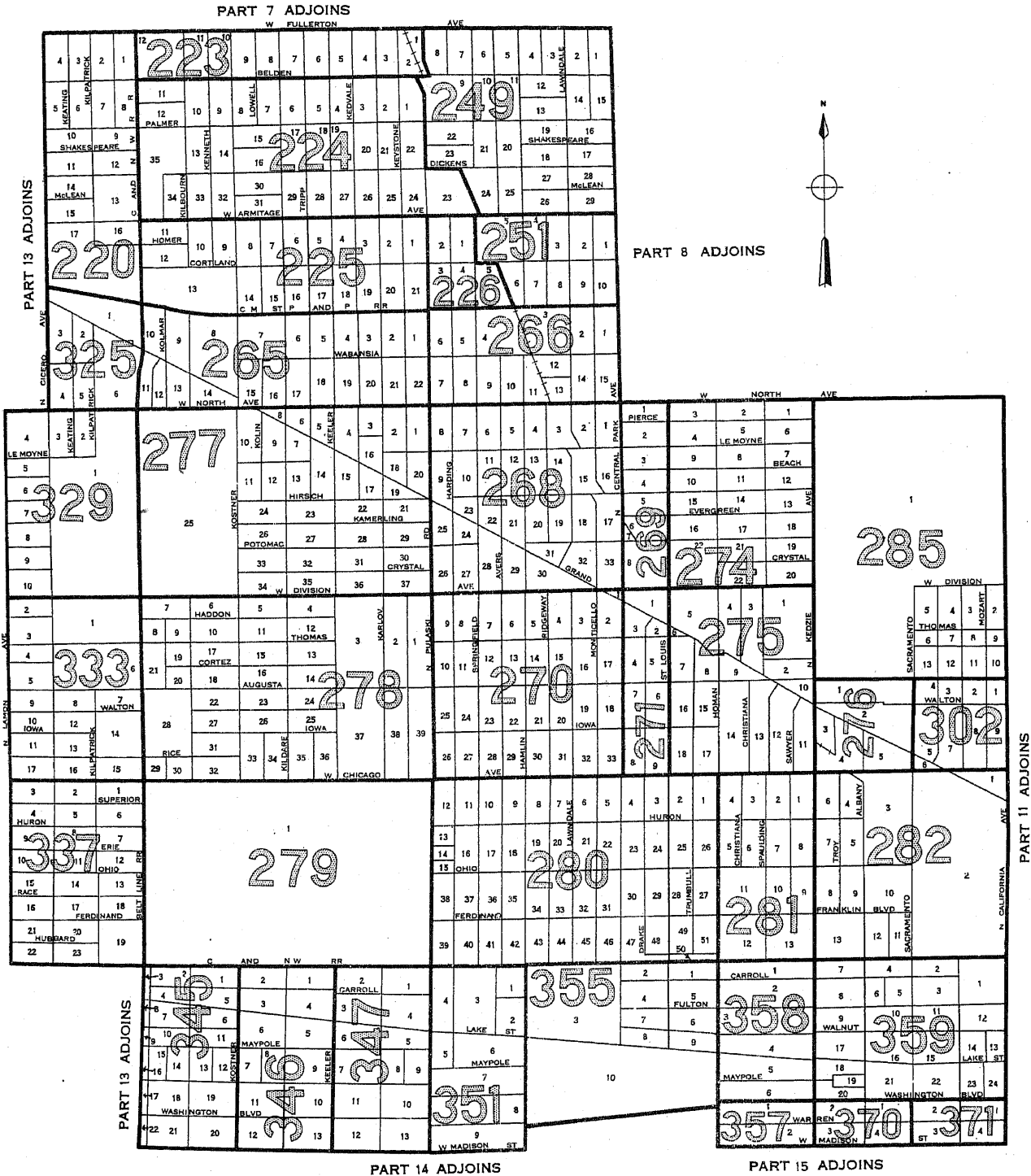
PART 11 OF 38 PARTS



- LEGEND
- BLOCK NUMBERS
  - TRACT NUMBERS
  - TRACT BOUNDARIES
  - U.S. DEPARTMENT OF COMMERCE, BUREAU OF THE CENSUS

CHICAGO, ILLINOIS, BY CENSUS TRACTS AND BLOCKS: 1950

PART 12 OF 38 PARTS



LEGEND  
BLOCK NUMBERS  
TRACT NUMBERS  
TRACT BOUNDARIES  
U.S. DEPARTMENT OF COMMERCE, BUREAU OF THE CENSUS

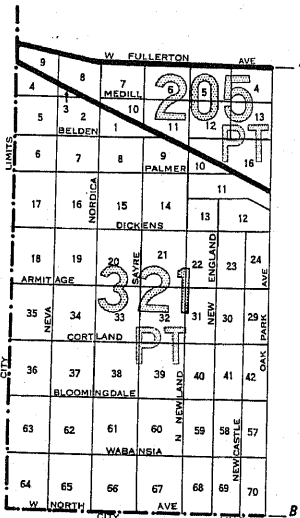
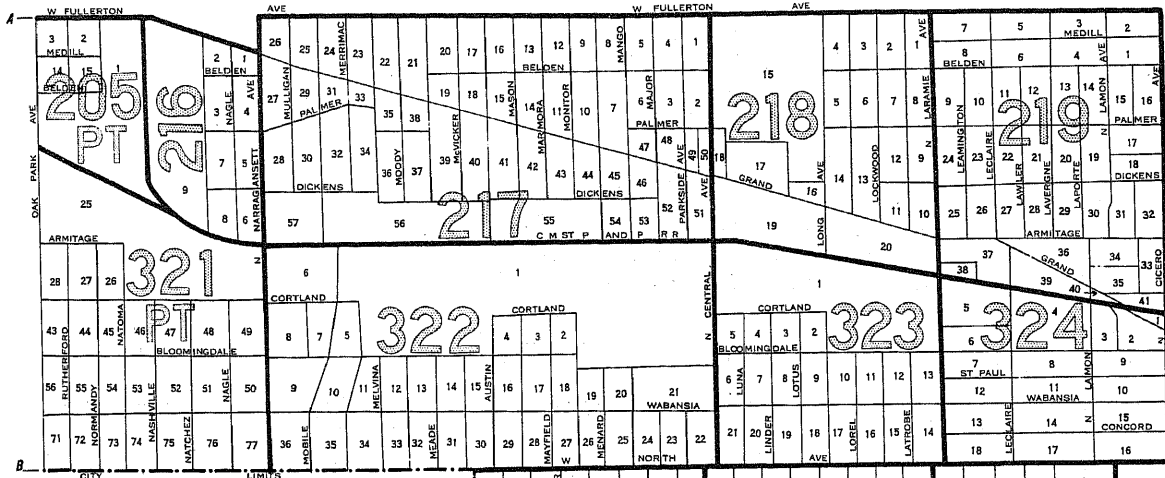
25  
2

# CHICAGO, ILLINOIS. BY CENSUS TRACTS AND BLOCKS: 1950

PART 13 OF 38 PARTS

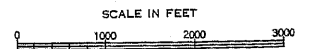
PART 6 ADJOINS

PART 7 ADJOINS



PART 12 ADJOINS

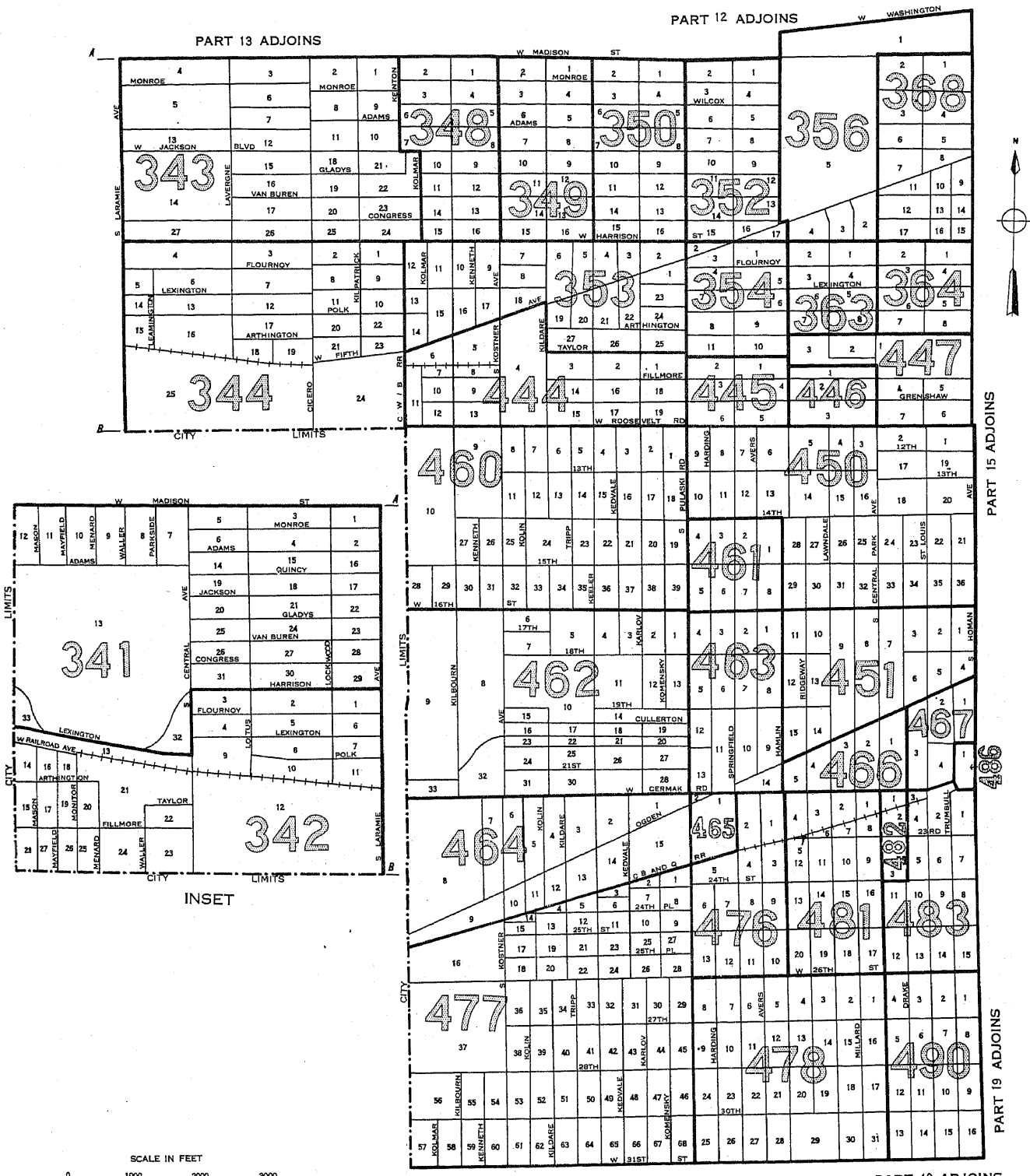
PART 14 ADJOINS



LEGEND  
 BLOCK NUMBERS  
 TRACT NUMBERS  
 TRACT BOUNDARIES  
 U.S. DEPARTMENT OF COMMERCE, BUREAU OF THE CENSUS

CHICAGO, ILLINOIS, BY CENSUS TRACTS AND BLOCKS: 1950

PART 14 OF 38 PARTS



LEGEND

BLOCK NUMBERS 25

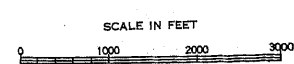
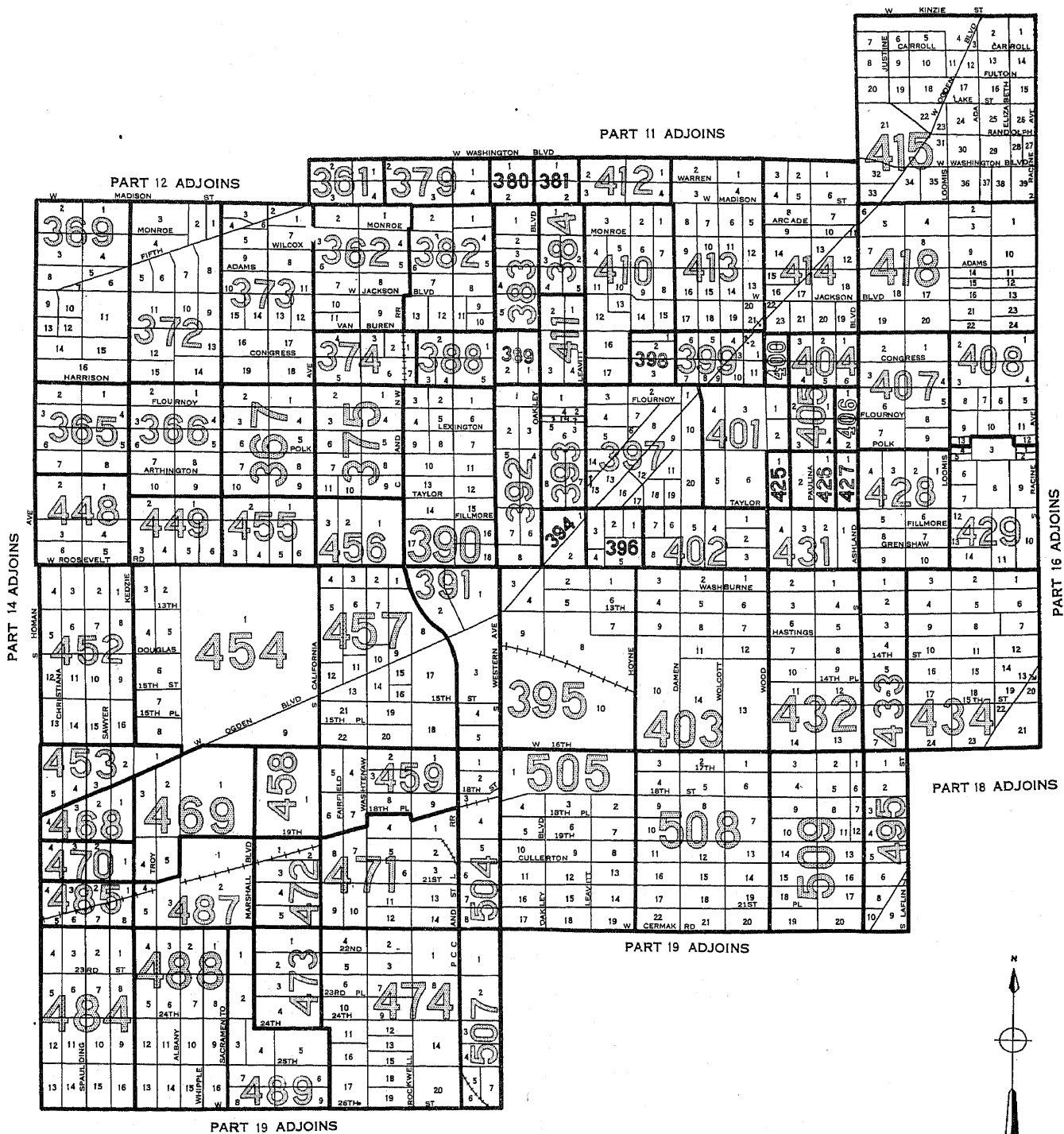
TRACT NUMBERS 2

TRACT BOUNDARIES

U.S. DEPARTMENT OF COMMERCE, BUREAU OF THE CENSUS

CHICAGO, ILLINOIS, BY CENSUS TRACTS AND BLOCKS: 1950

PART 15 OF 38 PARTS



LEGEND

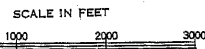
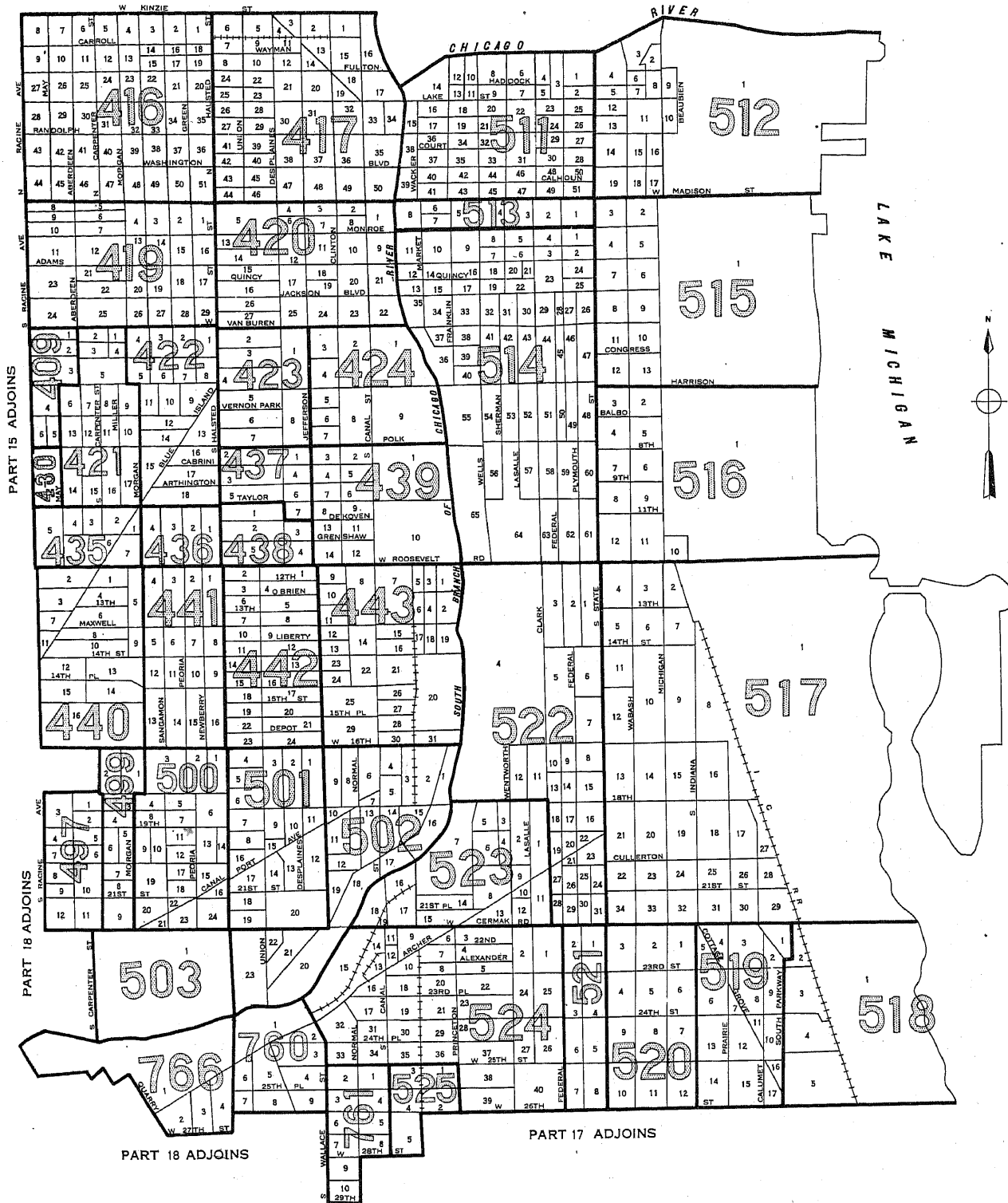
- BLOCK NUMBERS
- TRACT NUMBERS
- TRACT BOUNDARIES

U.S. DEPARTMENT OF COMMERCE, BUREAU OF THE CENSUS

CHICAGO, ILLINOIS, BY CENSUS TRACTS AND BLOCKS: 1950

PART 16 OF 38 PARTS

PART 10 ADJOINS

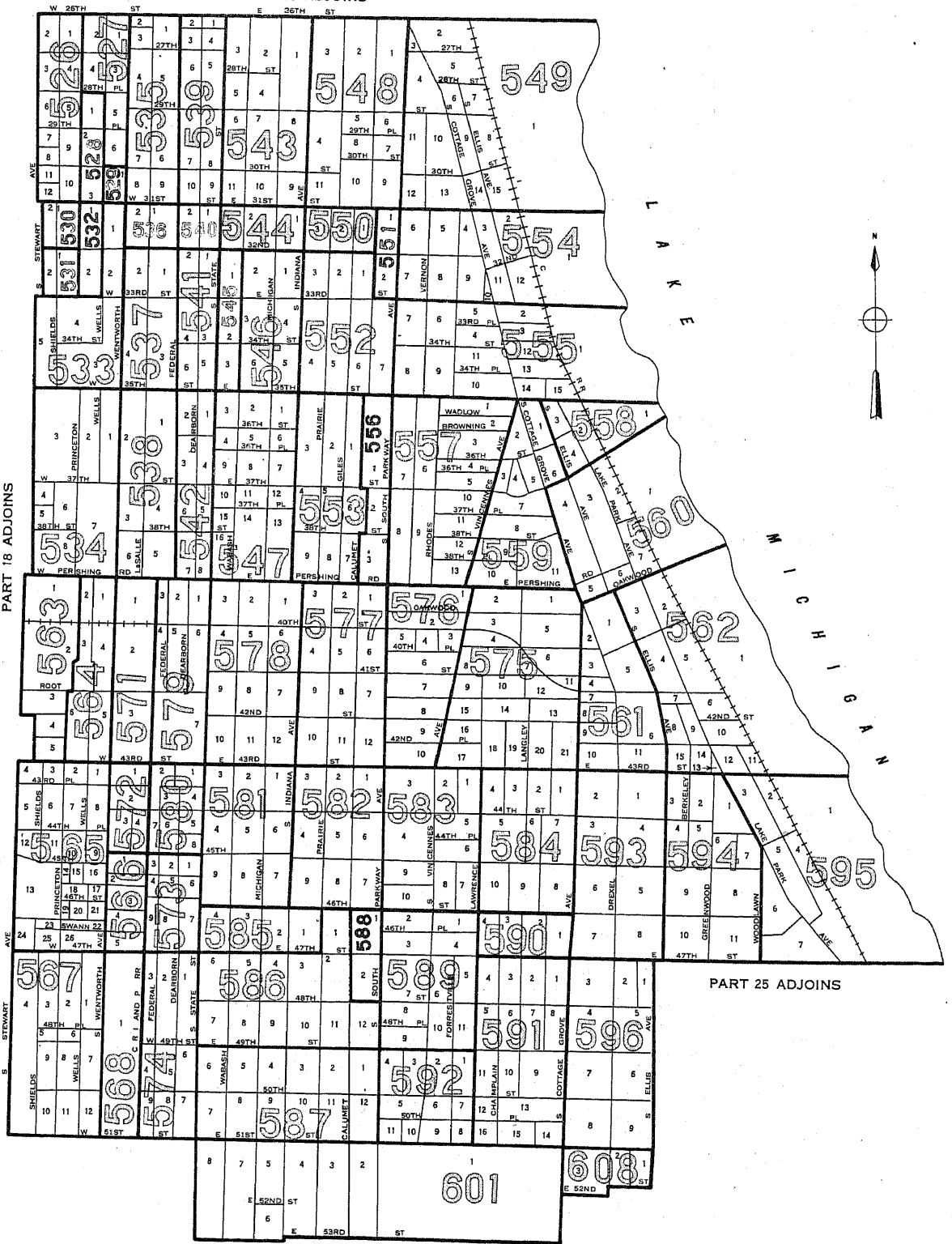


LEGEND  
BLOCK NUMBERS  
TRACT NUMBERS  
TRACT BOUNDARIES  
U.S. DEPARTMENT OF COMMERCE, BUREAU OF THE CENSUS

CHICAGO, ILLINOIS, BY CENSUS TRACTS AND BLOCKS: 1950

PART 17 OF 38 PARTS

PART 16 ADJOINS

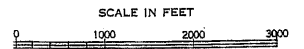


PART 18 ADJOINS

PART 24 ADJOINS

PART 25 ADJOINS

PART 24 ADJOINS



LEGEND

- BLOCK NUMBERS
- TRACT NUMBERS
- TRACT BOUNDARIES
- U.S. DEPARTMENT OF COMMERCE, BUREAU OF THE CENSUS

25

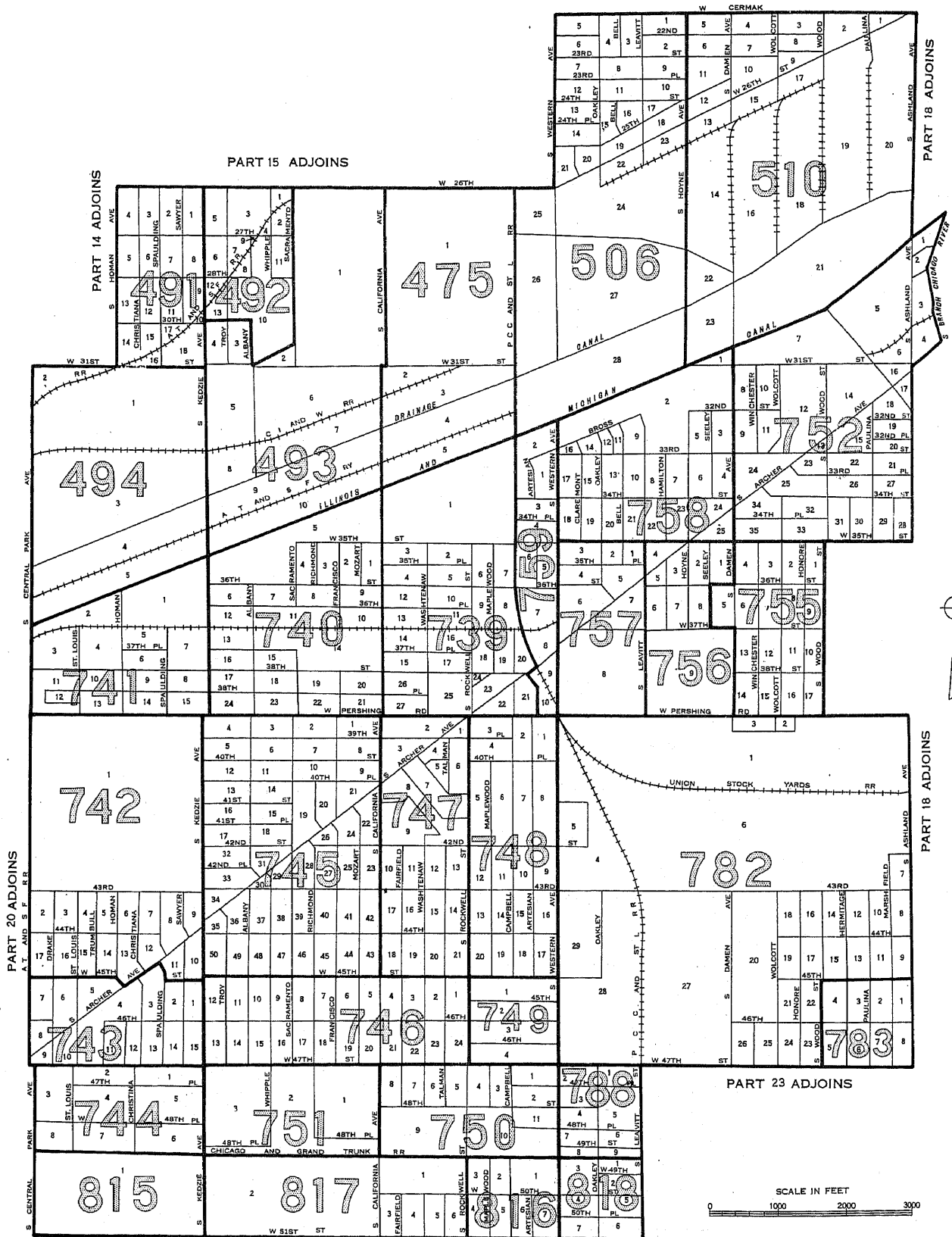
2





CHICAGO, ILLINOIS. BY CENSUS TRACTS AND BLOCKS: 1950

PART 19 OF 38 PARTS



LEGEND  
BLOCK NUMBERS  
TRACT NUMBERS  
TRACT BOUNDARIES  
U.S. DEPARTMENT OF COMMERCE, BUREAU OF THE CENSUS





CHICAGO, ILLINOIS, BY CENSUS TRACTS AND BLOCKS: 1950

PART 22 OF 38 PARTS

PART 19 ADJOINS

PART 20 ADJOINS

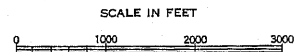
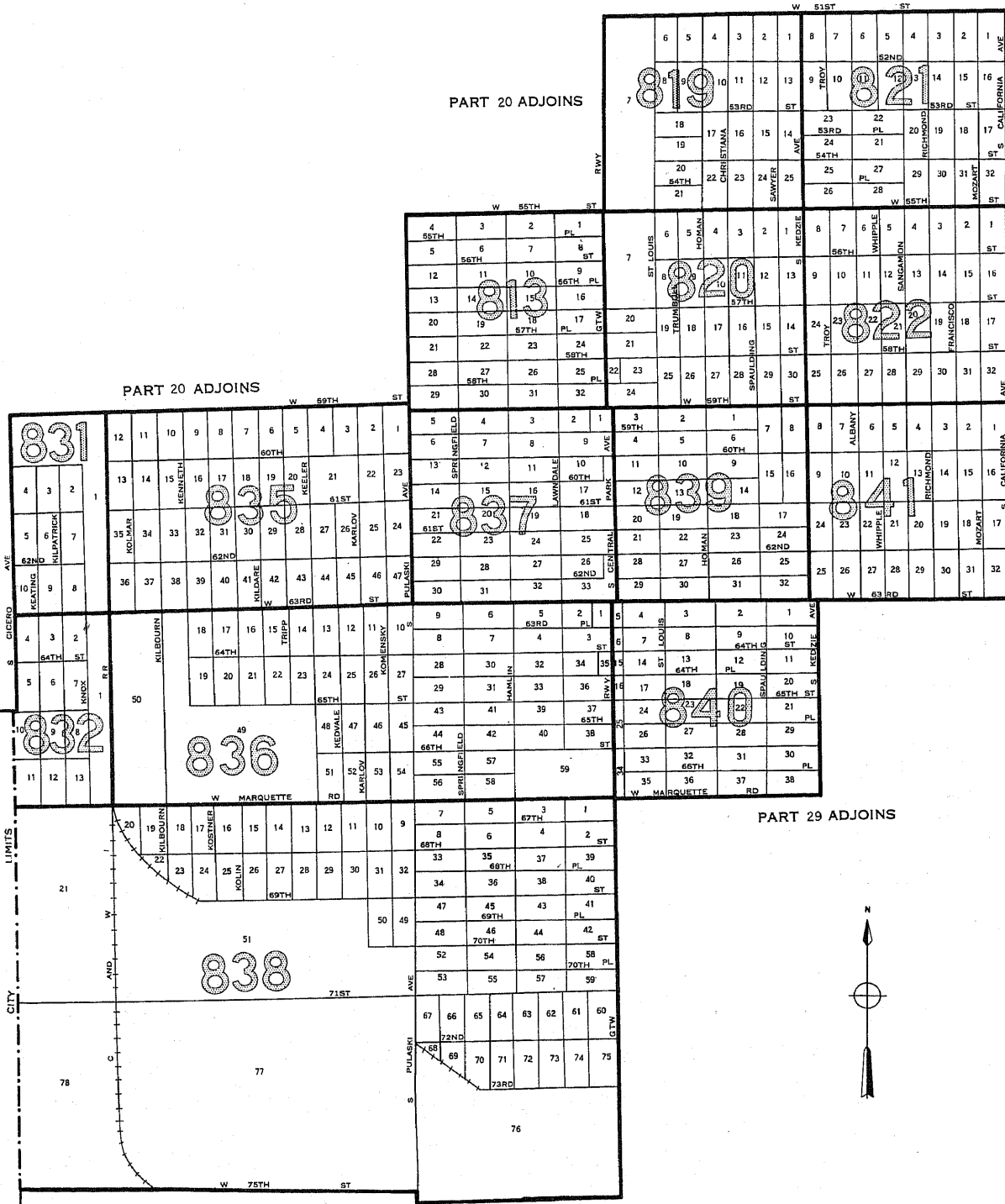
PART 20 ADJOINS

PART 21 ADJOINS

PART 23 ADJOINS

PART 29 ADJOINS

PART 30 ADJOINS



LEGEND

- BLOCK NUMBERS
- TRACT NUMBERS
- TRACT BOUNDARIES
- U.S. DEPARTMENT OF COMMERCE, BUREAU OF THE CENSUS

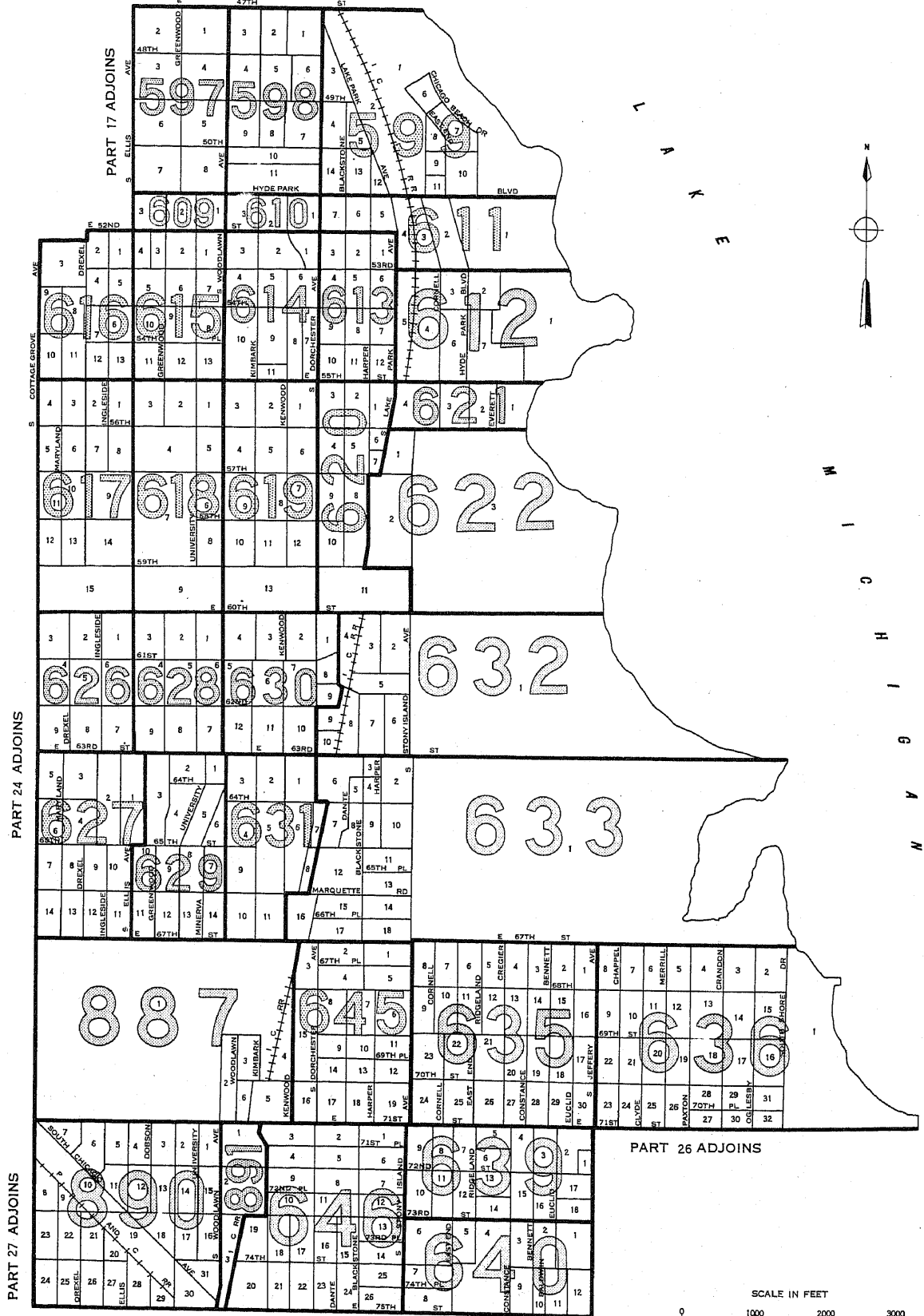




CHICAGO, ILLINOIS, BY CENSUS TRACTS AND BLOCKS: 1950

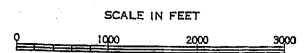
PART 25 OF 38 PARTS

PART 17 ADJOINS



PART 26 ADJOINS

PART 27 ADJOINS



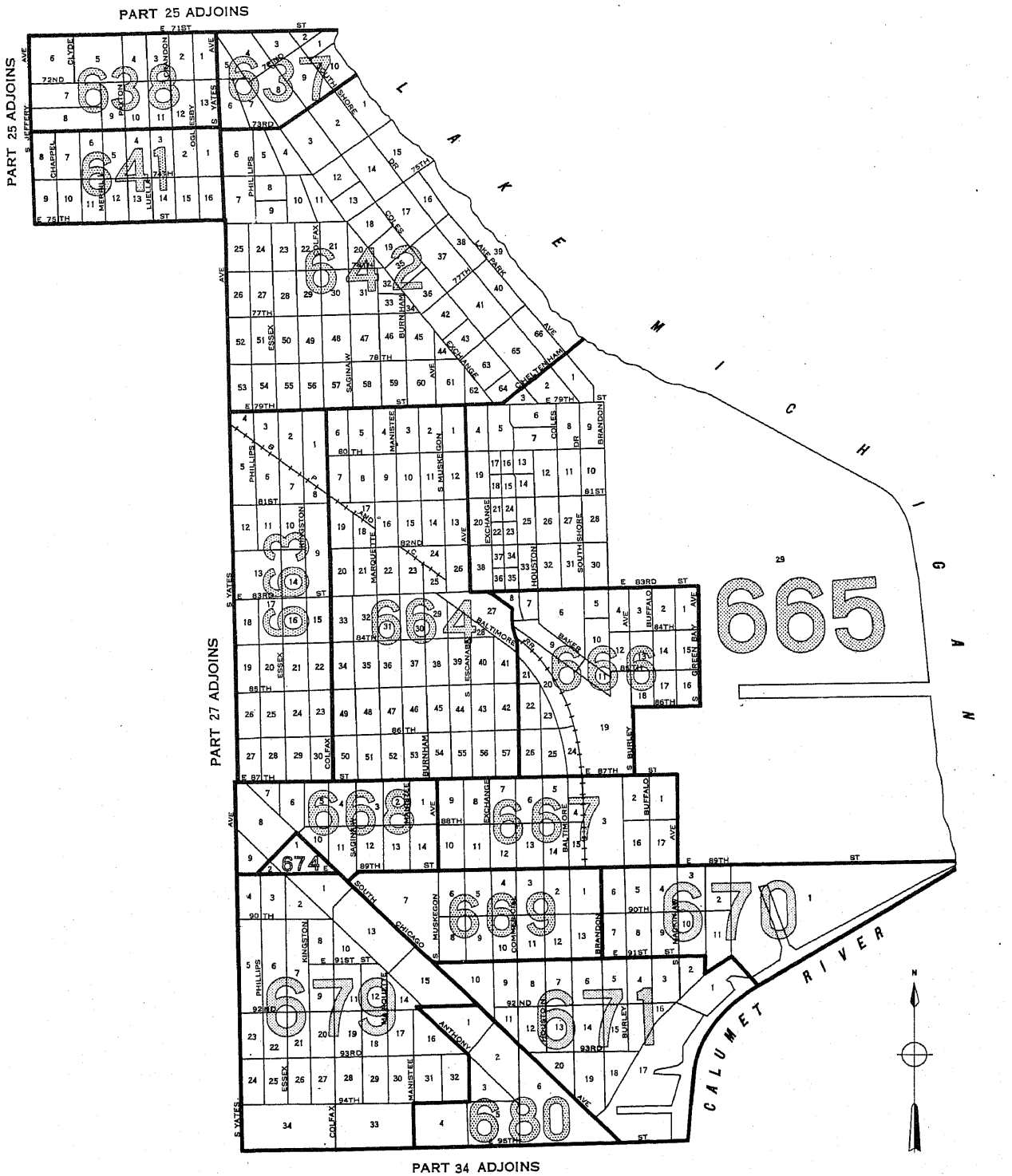
LEGEND

- BLOCK NUMBERS
- TRACT NUMBERS
- TRACT BOUNDARIES
- U.S. DEPARTMENT OF COMMERCE, BUREAU OF THE CENSUS



CHICAGO, ILLINOIS, BY CENSUS TRACTS AND BLOCKS: 1950

PART 26 OF 38 PARTS



SCALE IN FEET



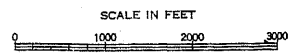
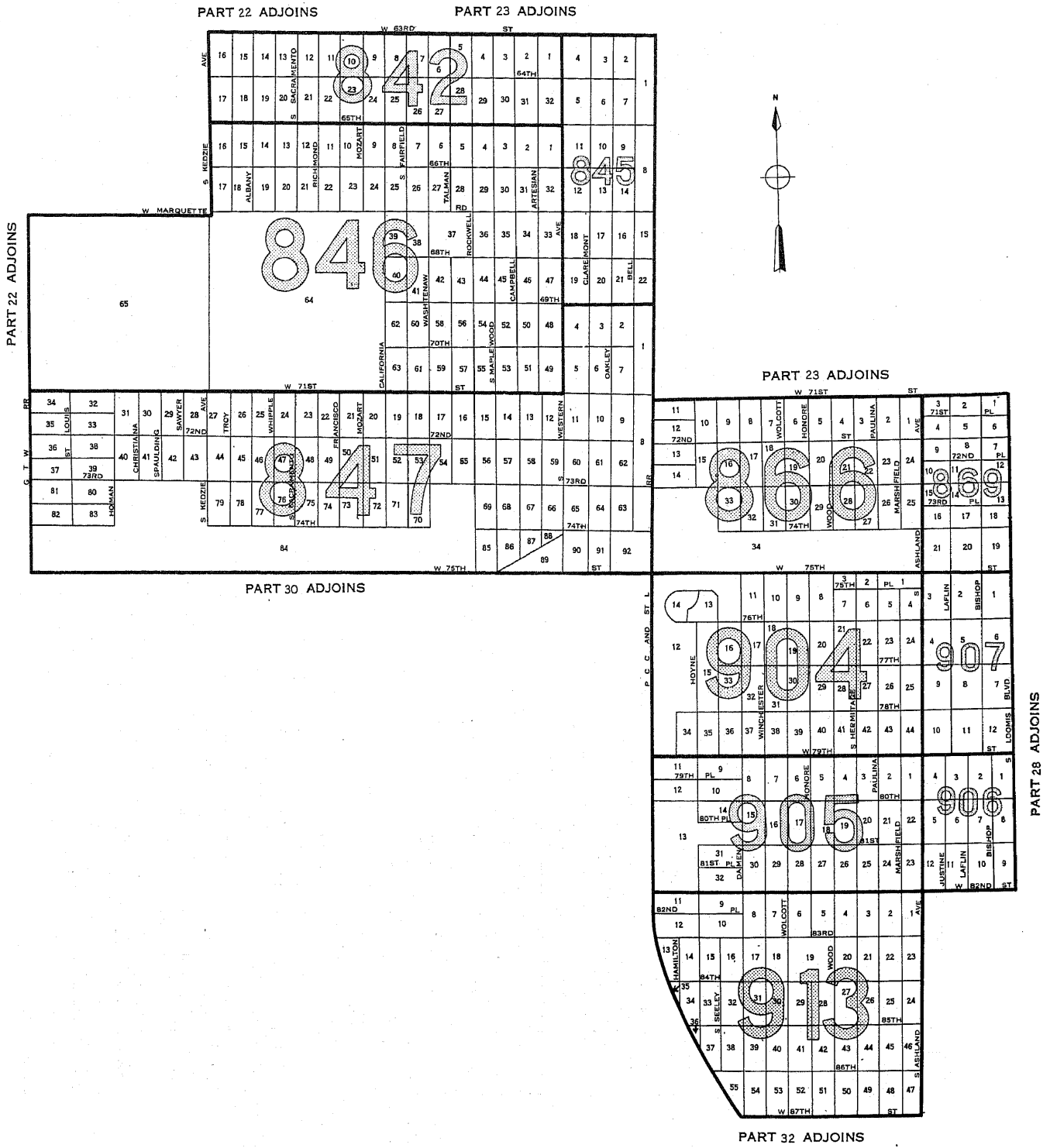
LEGEND

- BLOCK NUMBERS
- TRACT NUMBERS
- TRACT BOUNDARIES
- U.S. DEPARTMENT OF COMMERCE, BUREAU OF THE CENSUS

25  
2

# CHICAGO, ILLINOIS, BY CENSUS TRACTS AND BLOCKS: 1950

PART 29 OF 38 PARTS



LEGEND

BLOCK NUMBERS

TRACT NUMBERS

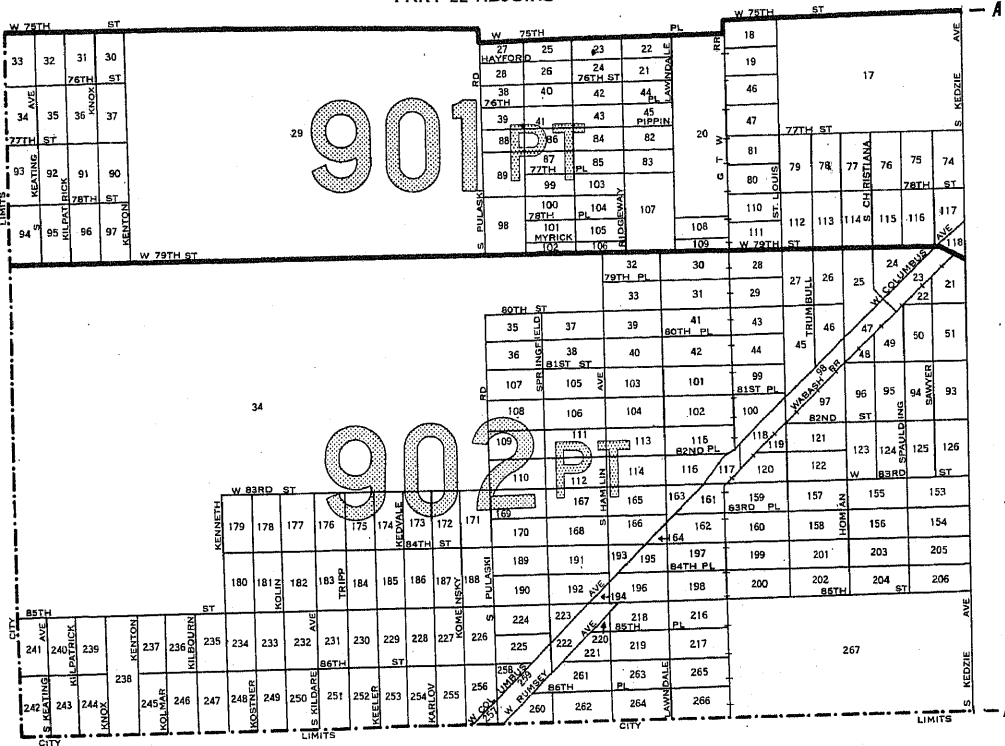
TRACT BOUNDARIES

U.S. DEPARTMENT OF COMMERCE, BUREAU OF THE CENSUS

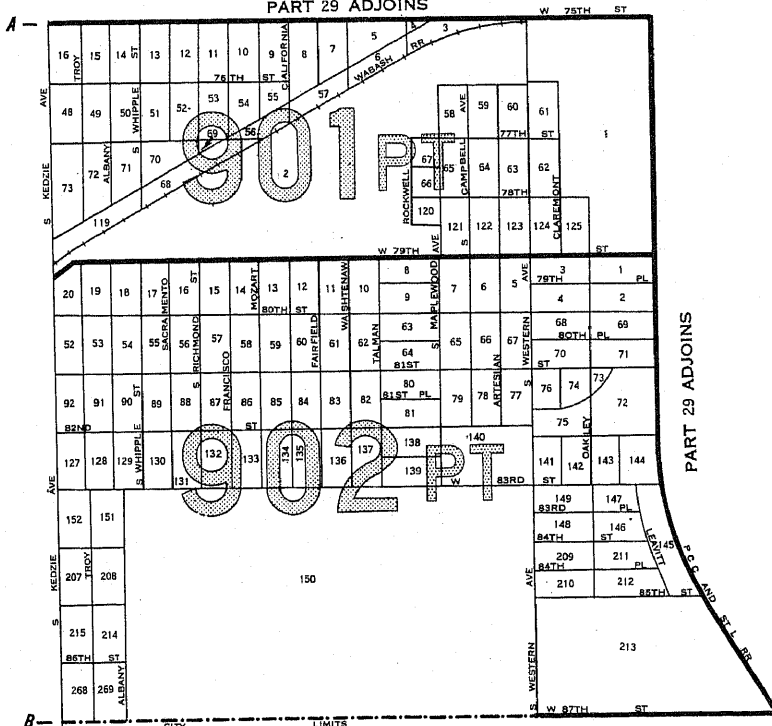
# CHICAGO, ILLINOIS, BY CENSUS TRACTS AND BLOCKS: 1950

## PART 30 OF 38PARTS

### PART 22 ADJOINS



### PART 29 ADJOINS



### PART 32 ADJOINS

SCALE IN FEET



LEGEND

BLOCK NUMBERS

TRACT NUMBERS

TRACT BOUNDARIES

U.S. DEPARTMENT OF COMMERCE, BUREAU OF THE CENSUS


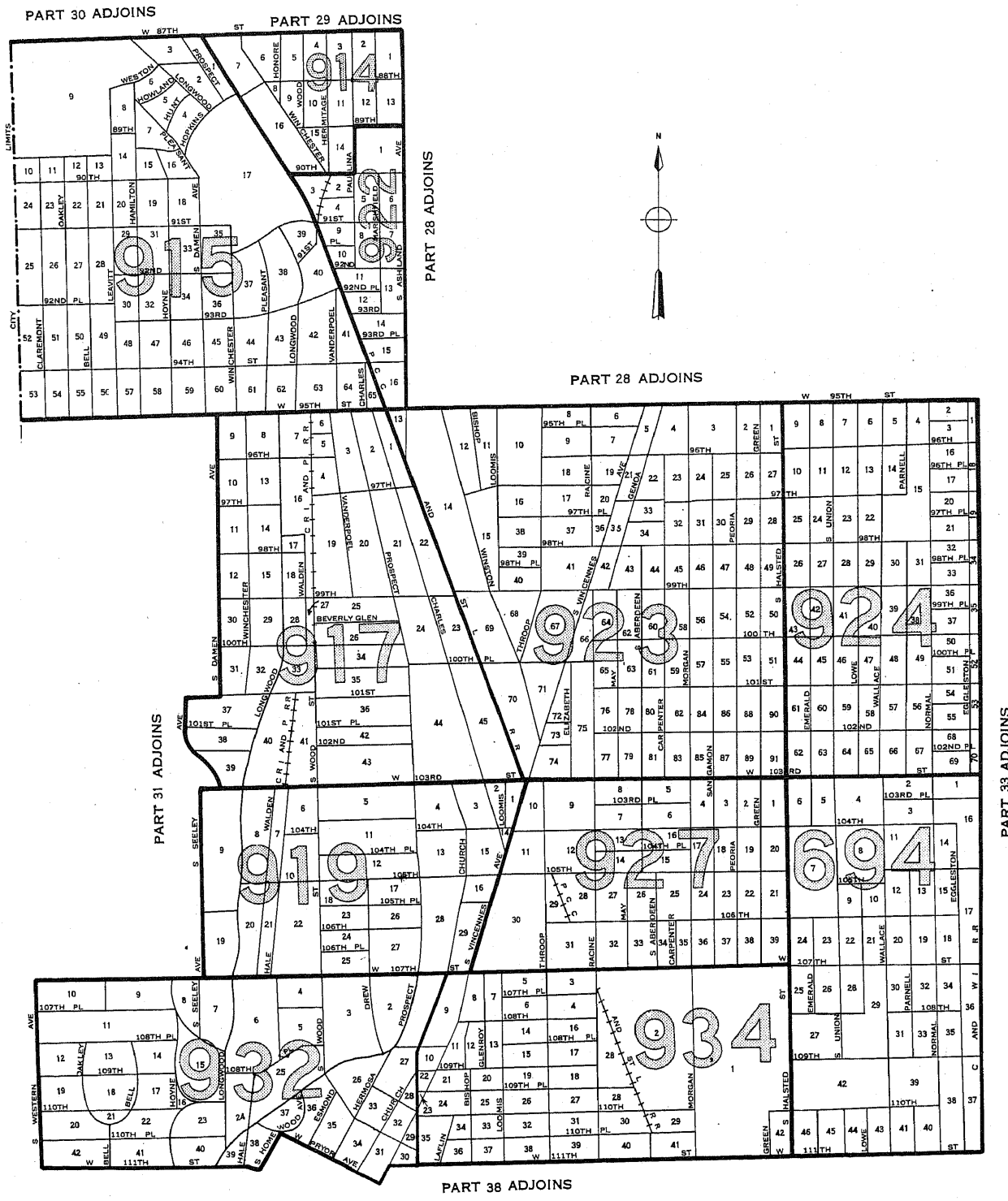
25

2



CHICAGO, ILLINOIS. BY CENSUS TRACTS AND BLOCKS: 1950

PART 32 OF 38 PARTS



LEGEND

BLOCK NUMBERS

TRACT NUMBERS

TRACT BOUNDARIES

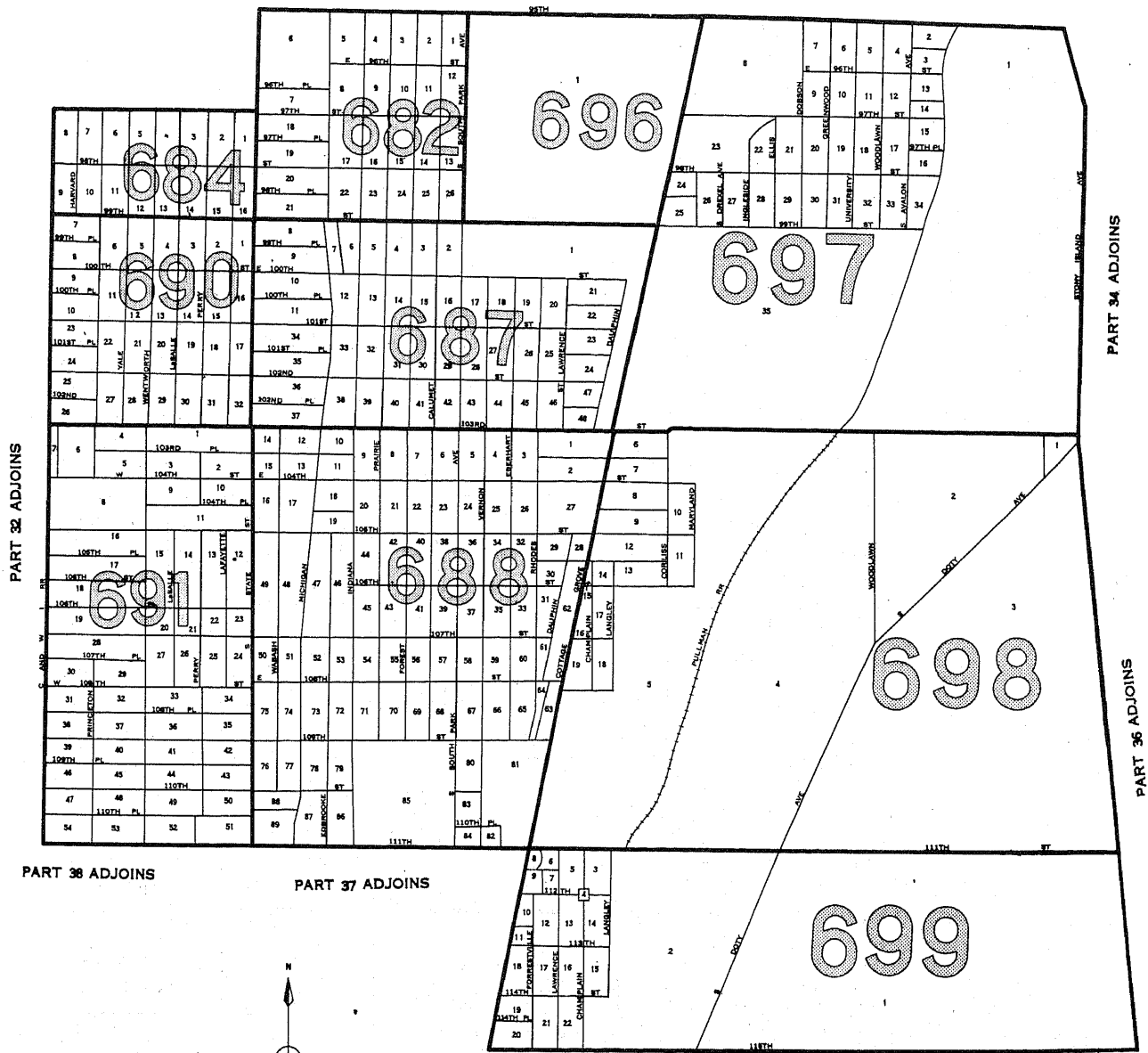
U.S. DEPARTMENT OF COMMERCE, BUREAU OF THE CENSUS

CHICAGO, ILLINOIS, BY CENSUS TRACTS AND BLOCKS: 1950

PART 33 OF 38 PARTS

PART 28 ADJOINS

PART 27 ADJOINS



PART 32 ADJOINS

PART 34 ADJOINS

PART 36 ADJOINS

PART 36 ADJOINS

PART 37 ADJOINS

PART 37 ADJOINS



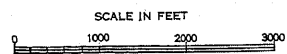
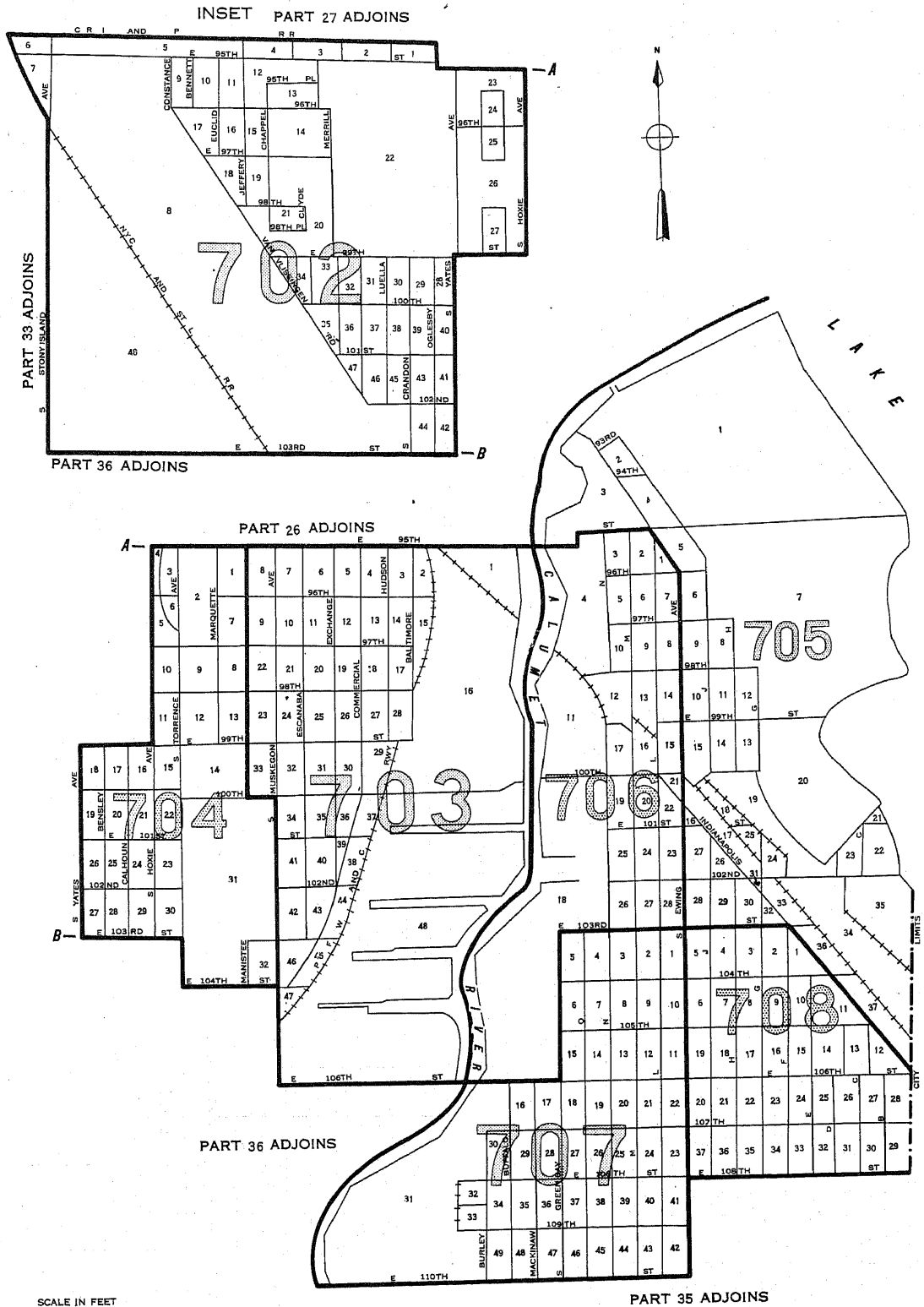
LEGEND

- BLOCK NUMBERS
- TRACT NUMBERS
- TRACT BOUNDARIES
- U.S. DEPARTMENT OF COMMERCE, BUREAU OF THE CENSUS

25  
2

CHICAGO, ILLINOIS, BY CENSUS TRACTS AND BLOCKS: 1950

PART 34 OF 38 PARTS



LEGEND

- BLOCK NUMBERS
- TRACT NUMBERS
- TRACT BOUNDARIES
- U.S. DEPARTMENT OF COMMERCE, BUREAU OF THE CENSUS

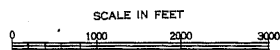
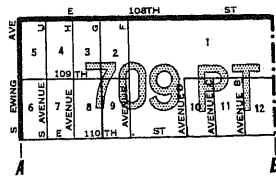


CHICAGO, ILLINOIS, BY CENSUS TRACTS AND BLOCKS: 1950

PART 35 OF 38 PARTS

PART 34 ADJOINS

INSET

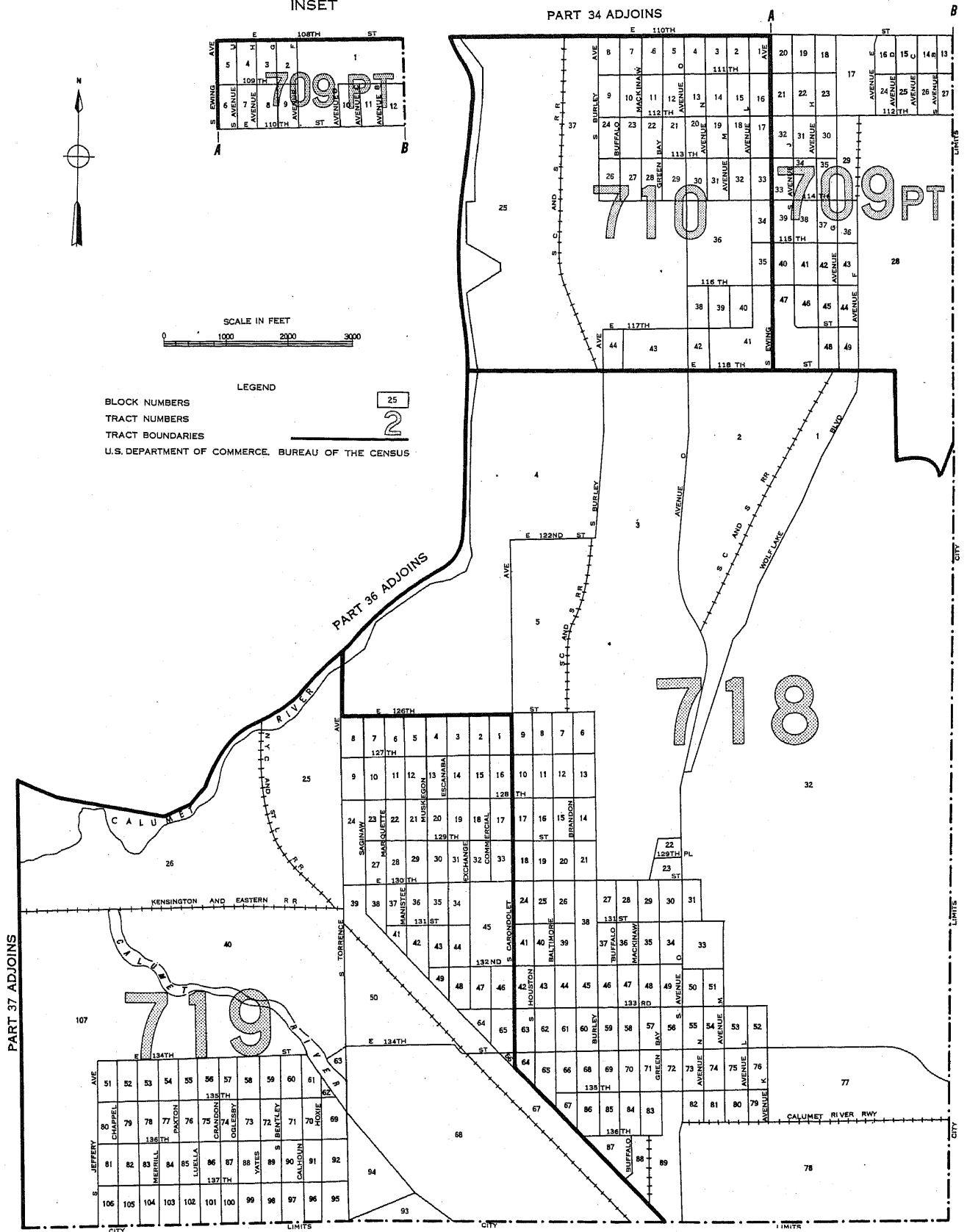


LEGEND

- BLOCK NUMBERS
- TRACT NUMBERS
- TRACT BOUNDARIES
- U.S. DEPARTMENT OF COMMERCE, BUREAU OF THE CENSUS

25  
2

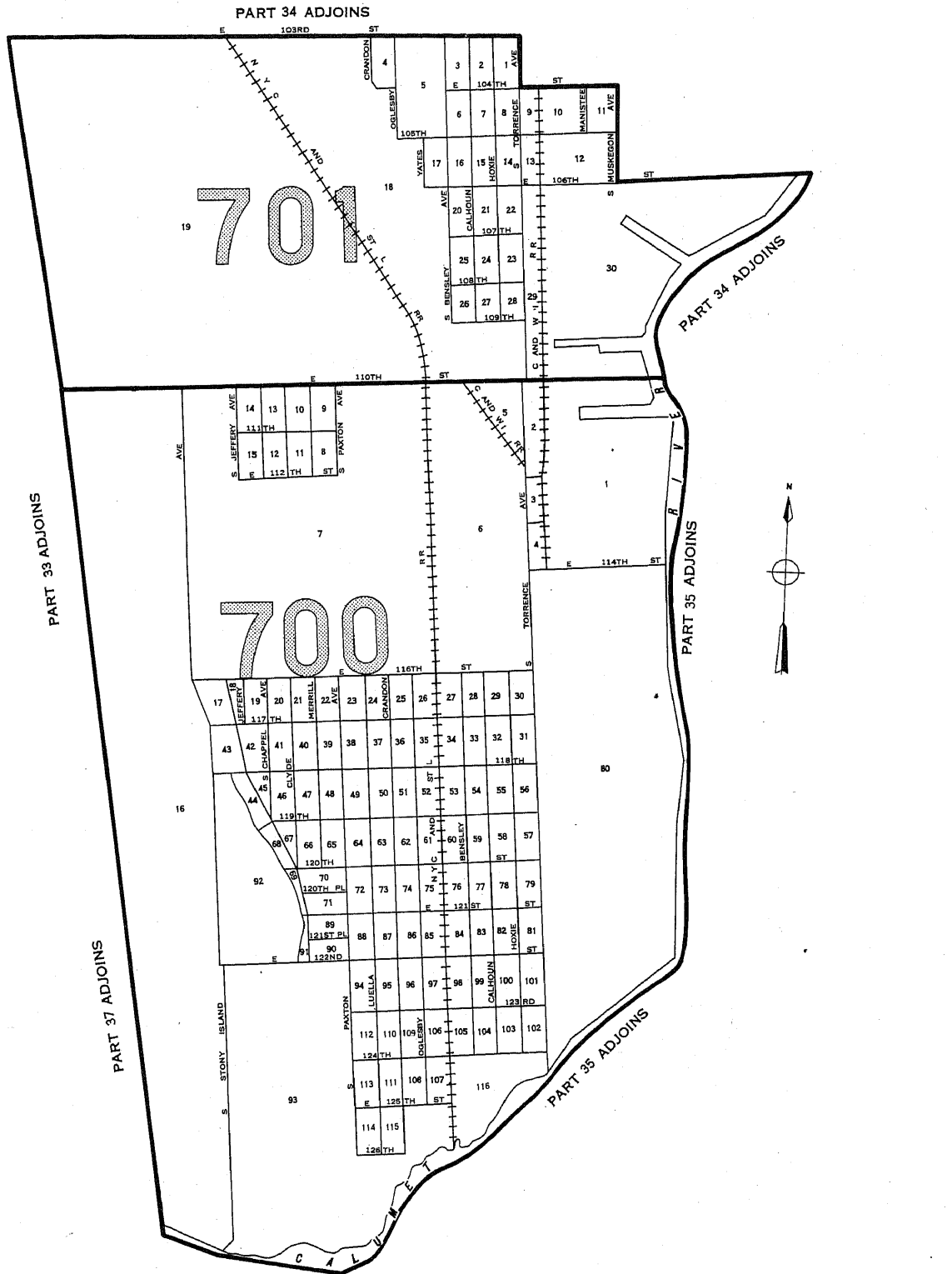
PART 34 ADJOINS





# CHICAGO, ILLINOIS, BY CENSUS TRACTS AND BLOCKS: 1950

PART 36 OF 38 PARTS



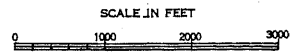
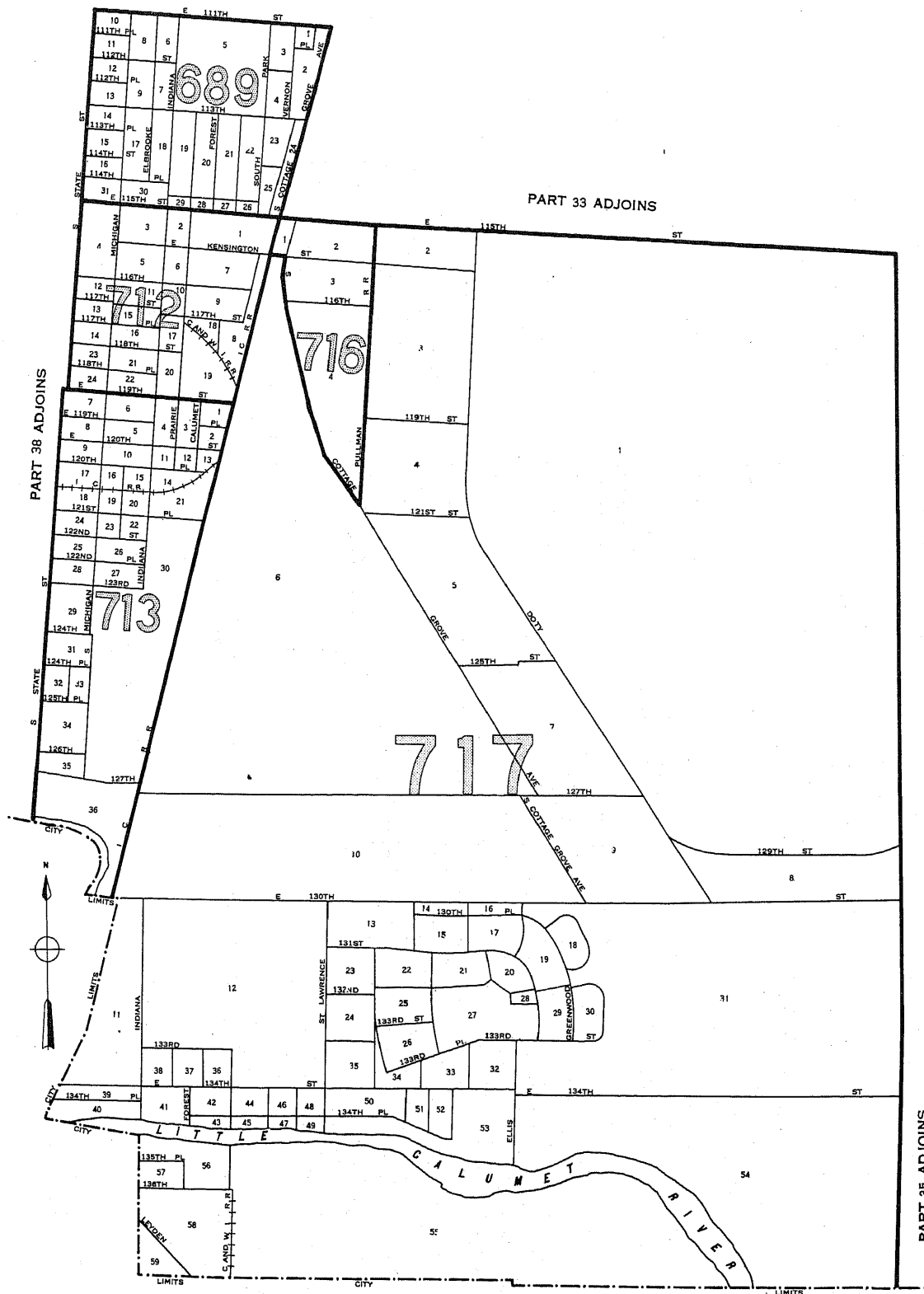
SCALE IN FEET  
0 1000 2000 3000

LEGEND

BLOCK NUMBERS  
TRACT NUMBERS  
TRACT BOUNDARIES  
U.S. DEPARTMENT OF COMMERCE, BUREAU OF THE CENSUS

# CHICAGO, ILLINOIS, BY CENSUS TRACTS AND BLOCKS: 1950

PART 37 OF 38 PARTS



LEGEND  
 BLOCK NUMBERS  
 TRACT NUMBERS  
 TRACT BOUNDARIES  
 U.S. DEPARTMENT OF COMMERCE, BUREAU OF THE CENSUS

CHICAGO, ILLINOIS, BY CENSUS TRACTS AND BLOCKS: 1950

PART 38 OF 38 PARTS



LEGEND

- BLOCK NUMBERS
- TRACT NUMBERS
- TRACT BOUNDARIES
- U.S. DEPARTMENT OF COMMERCE, BUREAU OF THE CENSUS