


1950 UNITED STATES CENSUS OF HOUSING

U. S. DEPARTMENT OF COMMERCE • BUREAU OF THE CENSUS



COLUMBUS, GA.

**BLOCK
STATISTICS**

U. S. CENSUS OF HOUSING: 1950

Volume

- I General Characteristics
- II Nonfarm Housing Characteristics
- III Farm Housing Characteristics
- IV Residential Financing
- V Block Statistics

Housing statistics for census tracts are to be included in the Population reports on census tracts.

U. S. CENSUS OF POPULATION: 1950

Volume

- I Number of Inhabitants
- II Characteristics of the Population

Succeeding volumes will cover the following subjects:

Census Tracts, Nativity and Parentage, Nonwhite Population by Race, Persons of Spanish Surname, Institutional Population, Differential Fertility, Labor Force Characteristics, Occupation, Industry, Income, Internal Migration, Education, Characteristics of Families and Households.

UNITED STATES CENSUS of HOUSING : 1950
U. S. DEPARTMENT OF COMMERCE BUREAU OF THE CENSUS
CHARLES SAWYER, Secretary ROY V. PEEL, Director



BLOCK STATISTICS

**COLUMBUS
GEORGIA**


*Prepared under the supervision of
Howard G. Brunzman, Chief
Population and Housing Division*

1950 HOUSING CENSUS REPORT

VOLUME V, PART 41

UNITED STATES GOVERNMENT PRINTING OFFICE 1951

BLOCKS





BUREAU OF THE CENSUS

ROY V. PEEL, *Director*

A. ROSS ECKLER, *Deputy Director*
HOWARD C. GRIEVES, *Assistant Director*
CONRAD TAEUBER, *Assistant Director*
MORRIS H. HANSEN, *Assistant Director for Statistical Standards*
ROBERT Y. PHILLIPS, *Assistant Director for Operations*
CALVERT L. DEDRICK, *Coordinator, International Statistics*
FRANK R. WILSON, *Information Assistant to the Director*

Population and Housing Division—

HOWARD G. BRUNSMAN, *Chief*
WAYNE F. DAUGHERTY, *Assistant Chief for Housing*
ROBERT B. VOIGHT, *Assistant Chief for Operations*
HENRY S. SHRYOCK, JR., *Assistant Chief for Population*
EDWIN D. GOLDFIELD, *Program Coordinator*

Quality and Equipment Statistics—Robert C. Hamer, *Chief*
Inventory Statistics—Carl A. S. Coan, *Chief*
Developmental Programs—J. Hugh Rose, *Chief*
Residential Financing—Junia H. Honnold, *Chief*
Territories and Possessions—Joel Williams, *Chief*
Statistical Sampling—Joseph Steinberg, *Chief*
Statistical Procedure—Morton A. Meyer, *Chief*
Processing Operations—Milton D. Lieberman, *Chief*

Administrative Service Division—WALTER L. KEHRES, *Chief*
Agriculture Division—RAY HURLEY, *Chief*
Budget Officer—CHARLES H. ALEXANDER
Business Division—HARVEY KAILIN, *Acting Chief*
Field Division—LOWELL T. GALT, *Chief*
Foreign Trade Division—J. EDWARD ELY, *Chief*
Geography Division—CLARENCE E. BATSCHULET, *Chief*
Governments Division—ALLEN D. MANVEL, *Chief*
Industry Division—MAXWELL R. CONKLIN, *Chief*
Machine Tabulation Division—C. F. VAN AKEN, *Chief*
Personnel Division—HELEN D. ALMON, *Chief*

SUGGESTED IDENTIFICATION

U. S. Bureau of the Census. *U. S. Census of Housing: 1950. Vol. V, Block Statistics, Part 41.*
U. S. Government Printing Office, Washington, D. C., 1951.

For sale by the Superintendent of Documents, U. S. Government Printing Office, Washington 25, D. C.,
or any of the Field Offices of the Department of Commerce - Price 15 cents

PREFACE

This report presents statistics on characteristics of dwelling units by blocks for the city. The tabulations are based on data from the 1950 Census of Housing, taken as of April 1, 1950. Authorization for the 1950 Census of Housing as part of the Seventeenth Decennial Census was provided by the Housing Act of 1949, approved July 15, 1949.

The major portion of the information compiled from the 1950 Census of Housing appears in Volume I, *General Characteristics*; Volume II, *Nonfarm Housing Characteristics*; Volume III, *Farm Housing Characteristics*; Volume IV, *Residential Financing*; and Volume V, *Block Statistics*. Volume V consists of separate reports, issued as bulletins for each of the 209 cities which in 1940 or in a subsequent census had a population of 50,000 or more. These reports will not be bound into a single publication.

The subjects covered in both the 1950 and 1940 reports on characteristics of dwelling units by blocks are substantially similar.

This report was prepared under the direction of Howard G. Brunsman, Chief, Population and Housing Division, and Wayne F. Daugherty, Assistant Chief for Housing. Robert C. Hamer, Chief, Quality and Equipment Statistics Section, was in charge of coordinating the content and the format of the report with assistance from Carl A. S. Coan, Chief, Inventory Statistics Section; Floyd D. McNaughton, Chief, Equipment and Facilities Unit; Beulah Washabaugh, Chief, Tenure and Vacancy Unit; and Walter A. Hines. The compilation of the statistics was under the supervision of Robert B. Voight, Assistant Chief for Operations.

The collection of the information on which these statistics are based was under the supervision of Lowell T. Galt, Chief, Field Division. The geographic work, including the assignment of all block numbers and the preparation of maps, was under the supervision of Clarence E. Batschelet, Chief, Geography Division. The data were tabulated under the supervision of C. F. Van Aken, Chief, Machine Tabulation Division.

November 1951.

COLUMBUS, GA.

CONTENTS

INTRODUCTION

General.....	Page 1	Definitions and explanations—Continued	Page
Related reports.....	1	Persons per room.....	2
Use of data.....	1	Color of occupants.....	2
Comparability with 1940 Housing Census data.....	1	Contract monthly rent.....	2
Definitions and explanations.....	1	Value of one-dwelling-unit structures.....	2
Dwelling unit.....	1	Number reporting.....	2
Occupancy and tenure.....	2	Block identification.....	2
Condition and plumbing facilities.....	2		

TABLES

Table 1.—Characteristics of housing for the city: 1950.....	Page 3
Table 2.—Characteristics of housing by wards: 1950.....	-
Table 3.—Characteristics of housing for block areas, by blocks: 1950.....	4

Map of city, by blocks, appears following last page of tables.

BLOCK STATISTICS

INTRODUCTION

GENERAL

Volume V of the Reports on Housing consists of a separate report for each of the 209 cities which in 1940 or in a subsequent census prior to 1950, had a population of 50,000 or more. Each report presents for the city, by blocks, tabulations for a limited number of subjects obtained in the Census of Housing. The subjects in these reports are similar to those in the block statistics supplements to Volume I of the reports of the 1940 Census of Housing. The subjects in this report present the number of dwelling units classified by occupancy and tenure, condition and plumbing facilities, persons per room, color of occupants, average contract monthly rent of renter-occupied and selected vacant units, and the average value of one-dwelling-unit owner-occupied and selected vacant structures. In table 1, the statistics for these subjects are summarized for the city. Table 2 of the standard series is omitted, as this city was not reported by wards or tracts. In table 3, the data are presented by blocks within block areas. Maps identifying the location of each block and the block area boundaries are a part of this report.

Related reports.—Related statistics for this city are contained in the Reports on Housing, Volume I, *General Characteristics*; and in the Reports on Population, Volume I, *Number of Inhabitants*, and Volume II, *Characteristics of the Population*.

The Reports on Housing for each State in Volume I present data on the characteristics of dwelling units for the State by residence (urban, rural nonfarm, and rural farm), for standard metropolitan areas, urbanized areas, counties, for urban places, places of 1,000 to 2,500 inhabitants, and rural-nonfarm and rural-farm dwelling units for each county. Each report includes the following subjects: occupancy, tenure, race of occupants, type of structure, year built, condition and plumbing facilities, water supply, toilet and bathing facilities, number of rooms, number of persons, persons per room, electric lighting, heating equipment, heating and cooking fuels, refrigeration equipment, kitchen sink, radio, television, and, for nonfarm units, the contract monthly rent, gross monthly rent, and value of one-dwelling-unit structures.

Volume I of the Reports on Population shows the 1950 population of each county and of each minor civil division within the county. It also contains figures for each incorporated place, for each unincorporated place with 1,000 or more inhabitants, and for incorporated places of 5,000 or more by wards. A special series of tables presents data for each urbanized area giving the incorporated places and portions of minor civil divisions within it.

Volume II of the 1950 Population Reports contains statistics on the general characteristics of the population. Chapter A of this volume repeats the figures on number of inhabitants as shown in Volume I; Chapter B presents demographic, economic, and social characteristics of the population; and Chapter C gives more detailed cross-classifications for States and large cities and standard metropolitan areas.

Use of data.—The tabulation of housing characteristics for areas as small as city blocks provides descriptive material of considerable value for technical studies of housing in the city. The statistics will be useful in compiling totals for special types

of areas that may be defined to meet the requirements of individual investigators. Users of the data should bear in mind that in practically all cases the data for a given block represent the work of only one enumerator. Consequently, housing characteristics for blocks are subject to a wider margin of error than is to be expected in the figures for tracts or wards which represent returns made by a number of enumerators. Misinterpretation of instructions by one enumerator may cause a significant bias in the statistics for a block even though it may have a negligible effect upon the figures for larger areas. For example, the enumeration of "condition" depended to a considerable extent upon the judgment of the individual enumerator. Also, failure to indicate the correct block number for a significant number of dwelling units may introduce errors into the block data.

Comparability with 1940 Housing Census data.—In the 1940 Census of Housing, reports entitled "Block Statistics" were issued as supplements to the first series of Housing bulletins. These supplements consisted of separate reports for each of the 191 cities which had 50,000 inhabitants or more in 1930.

In the 1950 reports, the block numbers used are different, in most cases, from those used in the 1940 reports. Therefore, to compare 1940 and 1950 data for a given block, it is necessary to locate the block on the maps to obtain the corresponding 1940 and 1950 block numbers.

The subjects in both the 1940 and 1950 reports are substantially similar. However, data on number of structures, year built, and mortgage status have been omitted from the 1950 report. Furthermore, in the 1940 reports average contract or estimated monthly rent was reported for all dwelling units while in 1950 average contract monthly rent is reported for some, and average value for other, dwelling units.

DEFINITIONS AND EXPLANATIONS

More detailed and complete definitions are presented in Volume I of the Housing Reports.

Dwelling unit.—In general, a dwelling unit is a group of rooms or a single room, occupied or intended for occupancy as separate living quarters, by a family or other group of persons living together or by a person living alone.

A group of rooms, occupied or intended for occupancy as separate living quarters, is a dwelling unit if it has separate cooking equipment or a separate entrance. A single room, occupied or intended for occupancy as separate living quarters, is a dwelling unit if it has separate cooking equipment or if it constitutes the only living quarters in the structure. Also, each apartment in a regular apartment house is a dwelling unit even though it may not have separate cooking equipment. Excluded from the dwelling unit count are large rooming houses, institutions, dormitories, and transient hotels and tourist courts.

In the 1940 Census, a dwelling unit was defined as the living quarters occupied or intended for occupancy by one household. A household consisted of a family or other group of persons living together with common housekeeping arrangements, or a person living entirely alone. However, the enumerator was not explicitly

instructed to define rooms as dwelling units on the basis of cooking equipment or separate entrance.

The number of dwelling units in the 1950 Census may be regarded as comparable with the number of dwelling units in the 1940 Census. Some living quarters may have been classified as separate dwelling units in the one census and not in the other. Further, in the 1950 Census, living quarters with five or more lodgers were not tabulated as dwelling units; generally, such quarters were included in the 1940 dwelling unit count. However, the net effect of these changes is probably small.

Occupancy and tenure.—Dwelling units are classified by occupancy and tenure into four groups: owner-occupied; renter-occupied; vacant nonseasonal not dilapidated, for rent or sale; and other vacant and nonresident. A dwelling unit is classified as owner-occupied if it was owned wholly or in part by the head of the household or by some related member of his family living in the dwelling unit. All other occupied units are classified as renter-occupied whether or not cash rent was actually paid for living quarters. Rent-free units and living accommodations received in payment for services performed are thus included with the renter-occupied units.

A dwelling unit is considered vacant if no persons are living in it at the time of enumeration. New units not yet occupied were enumerated as vacant dwelling units if construction had proceeded to the extent that all the exterior windows and doors were installed and final usable floors were in place. The classification "Vacant nonseasonal not dilapidated, for rent or sale" is descriptive of the vacant dwelling units reported in this classification. "Other vacant and nonresident" units include all dilapidated and seasonal vacant units as well as the not dilapidated units which were not for rent or sale.

Because of changes in enumeration procedures, the counts of total vacant units in 1940 and 1950 are not strictly comparable. In 1940, vacant units were enumerated if they were habitable; units uninhabitable and beyond repair were excluded from the enumeration. In 1950, units were included regardless of condition if they were intended for occupancy as living quarters. Therefore, no comparison should be made between the data on "vacant nonseasonal not dilapidated, for rent or sale" units from the 1950 Census and data in the 1940 Census reports.

In both censuses, dwelling units occupied entirely by nonresidents were included with vacant units not for rent or sale. Trailers, tents, houseboats, and railroad cars which were vacant were excluded from the dwelling unit inventory in both 1950 and 1940.

Condition and plumbing facilities.—Data on condition of a dwelling unit are shown in combination with data for selected plumbing facilities and are, therefore, limited to units for which both condition and plumbing facilities are reported. Plumbing facilities include water supply, toilet facilities, and bathing facilities.

The category "with private bath" includes those dwelling units reported with both a flush toilet and a bathtub or shower inside the structure for the exclusive use of the occupants of the unit. The category "no private bath" includes those dwelling units not having private flush toilet or not having private bathing facilities. The "no running water" category includes units with only piped running water outside the structure or with only other sources such as a hand pump.

A dwelling unit is "dilapidated" when it is run-down or neglected, or is of inadequate original construction, so that it does not provide adequate shelter or protection against the elements or it endangers the safety of the occupants.

Persons per room.—The number of persons per room has been computed for each occupied dwelling unit by dividing the number of persons in the dwelling unit by the number of rooms in the dwelling unit. All persons enumerated in the Population Census as members of the household (including lodgers, servants, and

other nonrelated persons) are counted in determining the number of persons that occupy the dwelling unit. The number of rooms in the dwelling unit includes all rooms available for living quarters throughout the year. Not counted as rooms are bathrooms, closets, pantries, halls, screened porches, and unfinished rooms in the basement and attic.

Color of occupants.—Occupied dwelling units are classified by color of head of household according to the definition used in the 1950 Census of Population. The group designated as "non-white" consists of Negroes, Indians, Japanese, Chinese, and other nonwhite races. Persons who are not definitely Indian or of other nonwhite race are classified as white.

Contract monthly rent.—Contract monthly rent is the rent, at the time of enumeration, contracted for by the renter regardless of whether it includes furniture, heating fuel, electricity, cooking fuel, water, or personal services.

Monthly rent for vacant dwelling units is the amount asked for the dwelling unit at the time of enumeration. The average monthly rent relates to renter-occupied dwelling units and vacant nonseasonal not dilapidated units for rent. Dwelling units which are occupied "rent-free" are not included with the units reporting rent.

Value of one-dwelling-unit structures.—Average value is shown for owner-occupied dwelling units and vacant nonseasonal not dilapidated units which are for sale only. Value is shown only if the unit is in a one-dwelling-unit structure without business and if it is the only dwelling unit included in the property. The value represents the amount for which the owner estimates that the property, including such land as belongs with it, would sell under ordinary conditions and not at a forced sale. For vacant units, value is the sale price asked by the owner.

Number reporting.—Occupancy and tenure are reported for all dwelling units, and color of occupants is reported for all occupied units. The corresponding distributions for these subjects in table 1 are based on all dwelling units and on occupied units, respectively. For all other subjects, the distributions are based on the units for which the specific characteristics are reported, that is, the "Number reporting."

The number of dwelling units for which the enumerator obtained no report on a particular item is shown for the city totals only; however, the number "not reported" can easily be derived for each area in tables 2 and 3 by subtracting the number reporting from the total number of dwelling units (or total occupied).

Block identification.—A map or series of maps is included in this report showing block numbers for each block, letter designations for block areas, and the names of principal streets.

Blocks are identified by serial numbers, a separate series of numbers being used for each block area. Thus, the location of each block for which data are presented in table 3 may be determined by referring to the identification of the block area and block shown on the map. Similarly, data for a specific block may be located in the table by reference to the map for the identification numbers of the block area and block.

A block area is an arbitrary subdivision established to facilitate numbering blocks in groups of less than 1,000. In some cities this division was not necessary and the blocks are numbered within the city as a whole.

If no dwelling units are reported for a block, the block number is not listed in table 3, although it is shown on the map. Dwelling units for which the block number was not reported are indicated in the table by the symbol "NR." Detailed data are not shown for such dwelling units, nor for blocks containing fewer than three dwelling units. Average monthly rent is not shown when the monthly rent was reported for fewer than three dwelling units. Average value is not shown when the value of one-dwelling-unit properties was reported for fewer than three dwelling units. All dwelling units are included, however, in the statistics for the city.

Table 1.—CHARACTERISTICS OF HOUSING FOR THE CITY: 1950

Subject	Number	Percent	Subject	Number	Percent
OCCUPANCY AND TENURE			PERSONS PER ROOM		
All dwelling units.....	22,824	100.0	Occupied dwelling units.....	22,194	...
Owner occupied.....	8,431	36.9	Number reporting.....	21,996	100.0
Renter occupied.....	13,763	60.3	1.50 or less.....	19,146	87.0
Vacant nonseasonal not dilapidated, for rent or sale.....	310	1.4	1.51 or more.....	2,850	13.0
Other vacant and nonresident.....	320	1.4	Not reported.....	198	...
CONDITION AND PLUMBING FACILITIES			CONTRACT MONTHLY RENT		
All dwelling units.....	22,824	...	Renter-occupied, and vacant nonseasonal not dilapidated units, for rent—Number reporting.....	13,442	...
Number reporting.....	22,315	100.0	Total contract monthly rent..... dollars.....	450,287	...
With private bath, not dilapidated.....	12,733	57.1	Average monthly rent..... dollars.....	33.50	...
No private bath, with running water, not dilapidated.....	4,710	21.1	VALUE OF ONE-DWELLING-UNIT STRUCTURES		
No running water or dilapidated.....	4,872	21.8	Owner-occupied, ¹ and vacant nonseasonal not dilapidated units, for sale only—Number reporting.....	6,761	...
Condition or plumbing facilities not reported.....	509	...	Total value or sale price..... dollars.....	59,001,600	...
No private bath or dilapidated.....	9,582	42.9	Average value..... dollars.....	8,727	...
COLOR OF OCCUPANTS					
Occupied dwelling units.....	22,194	100.0			
White.....	16,679	75.1			
Nonwhite.....	5,515	24.8			

¹Restricted to 1-dwelling-unit properties.

(Table 2 of the standard series is omitted, as this city was not reported by wards or tracts)

Table 3.—CHARACTERISTICS OF HOUSING FOR BLOCK AREAS, BY BLOCKS: 1950—Con.

Block area	Block	All dwelling units by occupancy and tenure					All dwelling units by condition and plumbing facilities			Occupied dwelling units			Contract monthly rent ¹		Value ² of one-dwelling-unit structures	
		Total	Owner occupied	Renter occupied	Vacant non-seasonal not dilap., for rent or sale	Other vacant and non-resident	Number reporting	No private bath or dilap.	No running water or dilap.	Total	Persons per room		Number reporting	Average monthly rent (dollars)	Number reporting	Average value (dollars)
											Number reporting	1.51 or more				
A	95	14	14			14			14	14					14	9.178
	96	17	14	2	1	17			16	16					13	11.884
	97	15	10	3	1	15			13	13			1	4	9	9.333
	98	7	3	1		7			4	4					3	9.866
	99	17	9	8		17			17	17			8		9	7.211
	100	16	4	11	1	16			15	15			12		4	7.750
	101	1														
	102	68	47	19	2	68	10		66	66			18		40	7.625
	103	34	26	6		34			32	32			6		23	9.426
	104	25	17	8		25			25	25	1	1	7		16	11.943
	105	27	19	8		27	1		27	27			7		17	10.529
	106	22	13	8	1	22	3	1	21	21	2		9		12	10.083
	107	6	3	3		6	4		6	6			2		2	
	108	33	23	10		33	8	2	33	33			10		21	7.904
	109	30	10	20		30	22	17	30	30	5	3	19		6	5.666
	110	36	12	24		36	29	24	36	36	11	13	24		10	3.500
	111	1														
	112	24	12	12		24	20	17	24	24	3		9		9	4.555
	113	10	4	6		10	5	5	10	10			6		3	2.500
	114	23	10	13		23	15	15	23	23	1		13		9	5.233
	115	15	8	7		15	1		15	15			7		6	9.800
	117	28	8	19	1	28	13	11	27	27	2		19		6	6.716
	118	13	5	8		13	3	2	13	13			8		2	
	119	12	3	7		11	9	2	10	10	4		6		2	
	120	69	17	39	6	67	15	9	56	54	5		44		12	6.166
	121	22		22		22	22	3	22	22	5		22			
	122	54	24	29		54	39	4	53	53	12		27		20	2.690
	123	44	13	29		44	40	14	42	42	12	1	27		8	2.025
	124	36	8	28		36	35	35	36	36	12		27		8	3.987
	125	31	7	23	1	31	21	1	30	30	4		24		6	2.916
	126	29	10	17	1	26	25	11	27	27	4	1	17		9	2.177
	127	28	13	13		26	26	6	26	26	11		13		12	2.150
	128	21	1	20		16	16	9	21	21	12		20			
	129	23	10	12		18	18	11	22	22	8		12		9	1.488
	130	23	12	11		17	12	4	23	22	4		10		7	4.285
	131	26	9	16	1	26	13	6	25	25	4		16		9	3.255
	132	76	23	53		73	66	63	76	75	15		52		18	3.455
	133	67	25	41	1	67	44	4	66	66	12		41		15	1.966
	134	30		28	2	30	30		28	28	9		28			
	135	4		4		4	1		4	4			4			
	136	48	8	39	1	48	29		47	46	7		38		5	2.460
	137	11		11		11			11	11	2		11			
	138	67	9	58		67	53	11	67	66	12		56		5	4.500
	139	24	8	16		24	12	3	24	24	2		16		5	3.120
	140	74	6	62		74	62	21	68	68	19		61		5	2.500
	141	65	7	58		64	61	55	65	64	10		56		5	2.180
	142	23	9	11	1	23	13	9	20	20	5		12		6	3.866
	143	29	9	20		29	20	2	29	28	8		19		5	6.820
	144	13	5	8		13	4	4	13	13	4		7		1	
	145	28	8	20		28	16		28	28	4		20			
	146	47	24	23		47	8		47	47	1		20		19	6.842
	147	7	2	5		7			7	7			5		1	
	148	29	8	20	1	29	6		28	28			19		3	6.666
	149	32	8	22	1	32	11	4	30	30	2		23		3	6.166
	150	14		13	1	14	10	1	13	13			14			
	151	41	20	21		40	9		41	41	1		20		14	7.142
	152	13	8	5		11		1	13	13	1		5		6	9.133
	153	7	2	5		7			7	7	1		3		1	
	154	21	16	5		21	3		21	21	1		4		13	10.453
	155	14	3	11		14			14	14			9		2	
	156	24	13	10	1	24		1	23	23	1		8		12	10.791
	157	27	14	11	2	25	2		25	25	2		13		11	8.909
	158	27	15	12		27	1	1	27	27		1	12		11	10.500
	159	32	19	12	1	32	6		31	30	2		12		14	11.128
	161	31	25	5	1	30	2		30	29			6		20	11.500
	162	35	25	10		35	35		35	35			9		22	12.340
	163	40	27	9	1	39	6		36	35	3		8		21	7.452
	164	15	12	3		15	1		15	15			2		11	10.727
	165	34	26	8		34			34	34			7		25	10.944
	166	14	9	5		14	1		14	14			5		6	7.933
	167	18	17	1		18			18	18			1		16	11.750
	168	3	2		1	3	1	1	2	2			1		1	
	169	3	2			3			3	3			1		2	
	170	9	8	1		8			8	8			1		7	18.571
	171	16	13	3		14			16	15			1		12	22.000
	172	22	14	6	2	22			20	20			7		12	12.641
	174	1														
	175	13	4	8		13			12	12			8		4	12.700
	176	2														
	177	3		3		3			3	3			3			
	178	10	7	3		10			10	10			3		4	19.750
	179	61	45	13	2	61	8	7	58	57	3	8	8		38	20.118
	180	1														
	182	4	4			4			4	4					4	22.500
	183	4	4			4			4	4					4	32.500
	184	2														
	185	11	7	2	2	11			9	9			2		7	15.642

¹For renter - occupied dwelling units and vacant nonseasonal not dilapidated units, for rent.
²For owner - occupied dwelling units and vacant nonseasonal not dilapidated units, for sale only.

HOUSING—BLOCK STATISTICS

Table 3.—CHARACTERISTICS OF HOUSING FOR BLOCK AREAS, BY BLOCKS: 1950—Con.

Block area	Block	All dwelling units by occupancy and tenure					All dwelling units by condition and plumbing facilities			Occupied dwelling units			Contract monthly rent ¹		Value ² of one-dwelling-unit structures	
		Total	Owner occupied	Renter occupied	Vacant non-seasonal not dilap. for rent or sale	Other vacant and non-resident	Number reporting	No private bath or dilap.	No running water or dilap.	Total	Persons per room		Number reporting	Average monthly rent (dollars)	Number reporting	Average value (dollars)
											Number reporting	1.51 or more				
A	186	30	18	12					29				10	59.70	13	131.53
	187	48	40	7	1			1	46				6	45.66	31	121.29
	188	13	11	1		1			12						10	11.3000
	189	47	27	17	3				45			1	19	54.78	22	11.6699
	190	6	3	3					5				2	53.40	7	9.4333
	191	14	8	6				1	14				3	31.14	7	7.2855
	192	19	10	9					19				7	56.25	9	7.6333
	193	10	5	3	2				8				4	48.33	1	7.9000
	194	4	1	3					4				2		1	
	195	3	1	2					3			1			1	
	196	9	3	6					9				5	45.00	2	10.916
	197	12	3	3					12				3	38.33	6	10.3000
	198	39	16	23					39				21	55.38	15	28.33
	199	21		21					21				21	17.09		
	200	36	9	27					36				26	21.96	7	14.0000
	201	18	15	3					18				1	68.33	15	24.433
	202	17	11	6					17				6	58.33	7	12.857
	203	20	10	10					20				9	57.00	8	9.462
	204	21	11	10					21				9	52.00	9	13.166
	205	58	23	35				35	58			10	35	23.28	19	6.3000
	206	6	2	4					6				4	15.50	2	
	207	120	46	74					120				74	22.17	40	2.717
	208	6	5	1					6				24		2	
	209	21	10	11					21				11	26.09	2	6.650
	210	38	24	14					38				2	28.61	19	6.805
	211	9	6	3					9				3	37.00	8	8.566
	212	8	5	3					8				1	51.66	3	7.866
	213	13	9	3		1			13				2	37.00	3	7.500
	214	7	4	3					7				2	6.666	3	9.333
	215	19	5	14					19				13	47.92	3	
	216	26	5	21					26				4	40.42	4	10.250
	217	14	8	6					14				6	52.50	6	11.000
	218	15	8	7					15				6	43.50	8	14.916
	219	19	12	7					19				2	41.85	8	6.750
	220	17	1	16					17				16	35.87	2	
	222	10	2	8					10				1	24.37	2	
	223	10	10						10				10	33.60		
	224	19	19						19				19	25.52		
	226	3	3						3				3	20.00		
	227	39	14	25				11	39				24	39.58	9	7.388
	229	15	11	4					15				4	70.00	7	11.057
	230	21	13	7					20				1	35.00	9	9.055
	231	29	12	17		2			29				12	26.66	8	10.000
	232	13	5	8					13				8	56.12	4	9.000
	233	24	6	18					24				6	21.18	6	2.300
	234	5	5						5				1	19.60		
	235	16	5	11					16				10	40.40	4	5.750
	236	29	13	16					29				1	35.86	7	4.485
	237	44	10	33		1			41				8	13.59	8	1.712
	238	33	7	26					33				7	17.73	5	1.400
	239	44	8	34		1		1	43				8	19.57	4	5.300
	240	16	2	14					16				4	19.66	1	
	241	17	1	16					16				2	23.53	1	
	242	24	2	22				12	24				7	47.52	19	
	243	8	8						8							
	244	23	7	16					23				7	27.71	4	6.525
	245	44	5	38					42				14	15.27	4	4.625
	246	38	13	25		1			41				14	15.27	2	
	247	43	20	23					41				2	15.00	12	1.575
	248	23	8	15					23				2	33.45	16	4.688
									23				1	25.64	6	6.466
	249	20	10	10					19				9	43.88	8	9.375
	250	9	6	3					8				2	6.00	5	9.400
	251	11	5	6					11				1	24.50	4	8.250
	252	16	5	11					16				11	39.00	5	7.000
	253	7	7						7				7	28.42		
	254	13	7	6					13				3	28.61		
	255	6		6					6				2	32.20		
	256	21	7	14					21				14	13.85	7	1.985
	257	27	14	13					26				13	15.23	10	28.300
	258	21	10	11					21				11	16.81	10	1.740
	259	20	7	13					20				6	14.84	7	1.557
	260	36	6	30				19	36				36	13.16	7	1.840
	261	44	6	38				36	44				16	13.37	4	1.250
	262	21	9	12					21				1	37.00	4	10.875
	263	18	14	4					18				12	60.25	3	11.846
	264	13	11	2					13				4	53.75	1	11.727
	265	3	5	3					3				2	6.00	1	10.000
	266	3	4	3				2	3				3	76.66	4	32.000
	267	89	8	81					86				1	67.31	5	25.000
	268	1														
	269	5	5						5						5	33.400
	271	11	6	3					11				2	55.00	2	24.000
	272	3	3						3							
	274	3	3						3							
	276	11	6	4					11				4	51.75	1	13.400
	277	8	8						8				1	8.00	6	14.000
	278	77	33	43				11	76				15	36	42	26.45

¹For renter - occupied dwelling units and vacant nonseasonal not dilapidated units, for rent.
²For owner - occupied dwelling units and vacant nonseasonal not dilapidated units, for sale only.

Table 3.—CHARACTERISTICS OF HOUSING FOR BLOCK AREAS, BY BLOCKS: 1950—Con.

Block area	Block	All dwelling units by occupancy and tenure					All dwelling units by condition and plumbing facilities			Occupied dwelling units			Contract monthly rent ¹		Value ² of one-dwelling-unit structures	
		Total	Owner occupied	Renter occupied	Vacant non-seasonal not dilap. for rent or sale	Other vacant and non-resident	Number reporting	No private bath or dilap.	No running water or dilap.	Total	Persons per room	Occupied by non-white	Number reporting	Average monthly rent (dollars)	Number reporting	Average value (dollars)
A	279	30	13	17		29	19	15	30	30	3		17	24.05	12	4,591
	280	31	6	25		30	30	30	31	31	7	30	17	24.52	12	1,650
	281	48	13	35		48	48	47	48	48	12	47	13	13.70	11	2,445
	282	16	2	13		16	12	12	15	15	3		3	16.30	2	
	285	207	1	206	1	206	1	1	207	206	3		204	23.56		
	286	124		124		119			124	121	3		122	23.56		
	287	145	20	124		141	18	5	144	144	6		123	24.82	9	4,555
	288	48	15	33		47	31	11	48	46	6		33	25.84	8	4,600
	289	30	12	18		30	15	8	30	30	9		18	18.56	12	3,466
	290	10		10		10			10	10			10	22.40		
	291	14		14		14	1	1	14	14	1		14	14.50		
	292	45	15	30		43	31	29	45	43	9		30	13.86	13	1,123
	293	18	1	17		14	11	6	18	18	5		17	16.17		
	294	19	6	13		19	9	2	19	19	5		12	21.08	5	3,460
	295	31	12	19		31	30	25	31	31	7		19	17.15	10	2,070
	296	16	5	10		16	15	13	15	14	5		10	12.90		
	297	63	18	43	1	63	37	20	61	61	9		43	23.53	7	4,185
	298	24	7	17	1	24	15	1	24	24			16	27.75	4	6,950
	299	41		41		41			41	40	1		41	23.21		
	300	48	5	43		46	2	2	48	47	2		43	32.13	2	
	301	8	4	2		6	4	3	6	6	1		2		4	2,925
	302	32	14	18		32	18	1	32	32	5		17	24.64	8	5,762
	303	26	6	18	1	26	15	4	24	24	3		19	21.10	6	5,666
	304	28	14	14		28	15	1	28	28	1	7	14	22.35	8	3,075
	305	46	16	21	7	43	31	27	37	35	6	36	27	17.25	11	3,200
	309	27	22	5		27	2		27	27			5	51.00	20	6,735
	310	36	17	19		35	15	4	36	36	4	16	18	27.94	13	5,884
	311	28	10	17	1	28	17	2	27	27	1		17	28.11	7	5,457
	312	23	14	8		23			22	22			6	37.50	12	5,416
	313	32	11	20		29	15	11	31	31	5		20	20.30	9	3,555
	314	9	1	7		8	7	6	8	8	1		7	24.71		
	315	25	1	24		24	24	24	25	25	13	13	24	13.62	1	
	316	18	6	11		16	15	14	17	16	6		11	16.81	4	3,000
	317	11	2	9		11	7	5	11	11			9	30.22	2	
	318	48	20	27	1	48	13		47	44	5		25	37.44	12	7,258
	319	23	11	12		22	8		23	23	1		12	43.33	5	6,100
	320	6	2	4		6	1		6	6			4	43.75	1	
	321	36	11	25		36	13	3	36	36	1		24	39.45	2	
	322	30	10	20		29	22	12	30	30	5		19	24.05	6	3,316
	323	43	10	33		43	41	38	43	43	19		33	11.51	9	3,111
	325	17		17		17	15	12	17	17	7		17	15.58		
	326	25	15	10		25	9	2	25	25	3		10	20.50	14	2,621
	327	12	6	6		12	9	3	12	12	1		6	14.66	5	2,100
	328	16	7	9		16	5		16	16			9	36.77	3	4,766
	329	3	2	1		3	2		3	3			1		1	
	330	18	9	9		18	4		18	17	1		7	36.42	4	7,500
	331	14	5	9		14	10	4	14	14	1		9	27.33	2	
	332	27	7	20		27	25	25	27	27	11		19	19.26	6	1,533
	333	7		7		7	5	5	7	7	4		7	29.85		
	334	26	8	18		26	22	13	26	26	6		18	21.33	6	2,750
	335	18	1	16		18	17	13	17	17	8		16	16.68	1	
	336	21	4	16	1	21	20	17	20	20	9		17	16.41	2	
	337	27	7	18	2	27	24	21	25	25	6	5	18	13.44	7	2,728
	338	4	4	4		4	4	4	4	4	1	1	4	10.00		
	339	9	4	5		8	5	3	9	9	1	4	5	19.80	3	4,033
	340	8	3	5		8	5	1	8	8			4	29.25	1	
	341	1														
	342	33	10	23		33	12		33	32	2		22	38.95	3	8,333
	343	6		6	1	6	3		6	5			6	39.16		
	344	10	1	9		10	3		10	9			7	36.42		
	345	28	10	17	1	27	16		27	27	4		18	32.50	5	6,800
	346	60	18	41	1	58	26	8	59	59	7	10	41	34.17	8	7,412
	347	22	9	12	1	22	8		21	20	1		12	41.91	1	
	348	27	9	17		24	22	17	26	26	9	20	17	16.47	7	2,585
	349	33	27	6		28	24	14	33	33	12	24	6	13.66	23	1,652
	350	12	3	9		12	11		12	12	2		9	18.77	2	
	351	26	10	15		26	25	21	25	24	12		14	20.50	4	2,375
	352	48	7	38	2	46	43	30	45	44	8		40	16.50	4	2,175
	353	47	3	44		47	44	35	47	47	15	22	44	15.63	1	
	354	62	14	47	1	62	60	40	61	61	17	48	47	14.82	11	2,763
	355	47	15	31	1	46	36	27	46	46	12	46	30	14.36	14	2,678
	356	18	7	10	1	18	8	2	17	17			11	32.63	1	
	357	39	7	32		39	2		39	39	1		30	43.46	5	9,200
	358	10	5	5		8	3		10	10			4	48.75	3	9,333
	359	3	1	2		3	2	1	3	3	2		2		1	
	360	35	12	20	3	34	15	1	32	32	3		22	35.59	11	6,090
	361	22	11	11		22	21	10	22	22	2	20	11	15.63	10	1,800
	362	14	9	5		14	6		14	14	2		5	36.00	7	2,842
	363	23	15	8		23	15	9	23	23	3		8	18.75	12	3,375
	364	23	6	17		23	16	8	23	23	3		15	26.13	4	3,625
	365	8	1	7		8	4	2	8	8			7	25.85	1	
	366	26	8	18		26	13		26	26	1		18	28.88	4	5,250
	367	21	8	12	1	21	12		20	20			13	39.07	5	6,580
	368	37	12	21	1	36	13	7	37	37	3		21	26.04	7	5,371
	369	34	16	17	1	34	17		33	33			18	26.44	11	8,318
	371	26	16	14		25	3		26	26			14	51.14	6	9,083
	372	7	1	6		7			7	7			6	43.66		

¹For renter - occupied dwelling units and vacant nonseasonal not dilapidated units, for rent.
²For owner - occupied dwelling units and vacant nonseasonal not dilapidated units, for sale only.

HOUSING—BLOCK STATISTICS

Table 3.—CHARACTERISTICS OF HOUSING FOR BLOCK AREAS, BY BLOCKS: 1950—Con.

Block area	Block	All dwelling units by occupancy and tenure					All dwelling units by condition and plumbing facilities			Occupied dwelling units			Contract monthly rent ¹		Value ² of one-dwelling-unit structures		
		Total	Owner occupied	Renter occupied	Vacant non-seasonal not dilap., for rent or sale	Other vacant and non-resident	Number reporting	No private bath or dilap.	No running water or dilap.	Total	Persons per room		Occupied by non-white	Number reporting	Average monthly rent (dollars)	Number reporting	Average value (dollars)
											Number reporting	1.51 or more					
A	373	24	10	14		24			24	24			14	55.42	9	10,111	
	374	22	12	10		22			22	22		1	10	47.70	9	7,144	
	375	40	12	28		40	21		40	40			26	31.96	4	6,623	
	376	26	11	15		26	14		26	26			15	29.33	7	6,788	
	377	22	13	9		21	3		21	21			9	31.25	9	6,388	
	378	30	6	23		28	26		29	29		1	21	14.38	6	2,850	
	379	2															
	380	3	13	23		36	16	2	36	36		2	23	35.95	9	6,666	
	381	13	7	6		13			13	13		1	6	42.16	6	5,833	
	382	2															
	383	3	3	34		37	36	29	37	37		8	33	15.57			
	384	64	15	49		64	62	22	64	64		24	49	13.61	14	2,335	
	385	25	6	19		25	24	11	25	25		7	19	14.10		2,200	
	386	48	14	33		46	20	3	47	47		6	31	18.00	11	4,927	
	388	28	10	18		27	19		28	28		5	23	23.64	8	2,950	
	389	16	2	13		14	11	2	15	15		1	11	14.07			
	390	13	4	9		13	6	2	13	13		1	9	21.11	1	1,633	
	391	27	11	13	1	27	7	2	24	24		2	12	29.58		6,500	
	392	15	4	11		15	2		15	15			10	33.20		7,666	
	393	2	12	10		22	4		22	22		1	10	33.50	8	7,937	
	394	43	16	27		42	5	1	43	42		2	25	40.88	9	6,833	
	395	24	15	9		24		1	24	24		2	9	48.66	9	8,000	
	396	21	5	15		20	1	2	20	20		2	14	47.71	3	8,500	
	397	13	3	9		13	2		12	12			9	62.77	2		
	398	15	5	6	1	13	5		13	13		1	7	58.57	4	12,250	
	399	5	7	5		5			5	5			5	5.40	5	30,000	
	400	17	8	5		17	5		13	13			5	54.00	1	18,600	
	401	5	2	3		5			5	5			3	33.33	1		
	403	10	5	5		10			10	10		1	4	86.23	1	17,500	
	404	7	5	2		7			7	7			2	62.00	4	26,000	
	405	14	5	7	2	14			12	12			9	84.44	5	22,800	
	406	34	13	21		34	4		34	34		1	21	51.53	6	13,216	
	408	14	8	6		14			14	14			6	68.83	7	9,428	
	409	19	13	6		19			19	19			5	55.00	10	9,660	
	410	32	13	18		31	5		31	31		1	18	45.94	10	6,940	
	411	35	14	20	1	35	6		34	34			20	42.95	8	8,000	
	412	24	10	14		24	3	1	24	24		1	14	37.71	3	6,833	
	413	19	5	13	1	19	4		18	18		4	13	35.44	5	7,600	
	414	64	14	48	1	64	27		62	62			49	38.97	3		
	415	11	5	6		11	2		11	11		1	5	34.80	1		
	416	17	6	11		17	6	1	17	17		1	11	30.00	6	3,166	
	417	28	3	18		28	2	16	27	27		5	11	15.75	8	2,412	
	418	31	3	28		31	2	21	31	30		2	27	17.70	3	2,833	
	419	33	4	29		32	1	1	33	33		4	27	16.14	4	5,375	
	420	47	14	33		46	3	1	47	46		9	33	33.10	1	3,690	
	421	27	7	19	1	27	4		26	26		3	20	28.08	1	3,260	
	422	18		18		17	9	2	18	18		4	13	28.88			
	423	19		17		18	4	2	17	17		4	16	23.41	1		
	424	19		18	2	18	10		19	19		1	4	23.22	1		
	425	5		5		5	3	1	5	5		1	1	11.00	1		
	426																
	427																
	428	12		12		12	12	10	12	12		5	12	150.00			
	429	42		41		42	37	34	42	42		1	40	121.7	1		
	430		1														
	431	7	3	3		7	6		7	7			1				
	432	40	13	26	1	40	4		39	39		2	27	39.25	7	6,642	
	433	16	9	10		19	2		19	19		1	11	31.22	5	6,200	
	434	33	11	23	1	33	2		32	32		3	23	45.81	2		
	435	11	12	5		11	8		11	11		4	5	45.30	8	9,612	
	436	63	29	34	2	63	12	1	61	61		2	32	42.20	3	6,833	
	437	17	9	8		17			17	17			8	46.93	15	11,333	
	438																
	440	11	11			11			11	11							
	441																
	442	4	4			4			4	4							
	443	41	23	13	2	38	1		38	38		1	13	63.23	1	14,727	
	444	26	21	5		26			26	26			4	53.75	4	5,375	
	445	48	13	33	1	58			58	58			13	65.69	18	43,250	
	446	24	1	23		26			25	25			4	62.66	18	17,666	
	447	53	19	35	20	32	8	1	22	22		3	37	45.81	43	24,183	
	448	15	15			15			15	15			1		23	24,521	
	449	14	2			14	1	1	15	15		2	2	42.20	3	6,833	
	450																
	451	1				1			1	1							
	452	59	17	40	2	59			57	55			42	76.11	1	13,886	
	453	6				6			4	4			8		14	19,071	
	454	10	3	11	4	10	3		10	10		1	7	55.75	2	21,714	
	455	19	7	12		16			16	16			7	53.14	9	21,666	
	456	12	10	2		12			12	12			10	63.20	9	21,666	
	457	19	17	2		19			19	19			7	29.08	9	17,444	
	458	38	16	22		41	5		38	38		4	12	29.08	15	6,100	
	459	24	14	10		24	7	14	23	23			13	42.54	5	5,533	
	460	33				33			33	33							
	461	71	21	49	1	71	42		70	70		2	18	40.16	9	6,111	
	462	20	6	11		19	18		17	17			7	23.51	14	6,250	
	463	7		7		7	6		7	7			7	15.55	4	4,200	
	464	7		7		7	6		7	7			7	18.28			
	465	47	1	46		45	45		47	46		10	44	13.97	1		
	470	30	5	24		29	23	19	29	29		3	22	133.6	5	4,400	

¹For renter - occupied dwelling units and vacant nonseasonal not dilapidated units, for rent.
²For owner - occupied dwelling units and vacant nonseasonal not dilapidated units, for sale only.

Table 3.—CHARACTERISTICS OF HOUSING FOR BLOCK AREAS, BY BLOCKS: 1950—Con.

Block area	Block	All dwelling units by occupancy and tenure					All dwelling units by condition and plumbing facilities			Occupied dwelling units			Contract monthly rent ¹		Value ² of one-dwelling-unit structures	
		Total	Owner occupied	Renter occupied	Vacant non-seasonal not dilapidated, for rent or sale	Other vacant and non-resident	Number reporting	No private bath or dilap.	No running water or dilap.	Total	Persons per room		Number reporting	Average monthly rent (dollars)	Number reporting	Average value (dollars)
											Number reporting	1.51 or more				
A	471	22	2	20		22	7	1	22	22	2	19	35.68	1		
	472	9		9		9	8	4	9	9	2	9	17.22			
	473	19		19		19	18	18	19	18	19	19	41.373			
	474	45	5	37	1	45	20	16	42	42	38	47	41.50	2		
	475	60	12	45	2	60	18	3	57	57	47	47	45.04	2		
	476	48	10	34	4	46			44	41	36	36	59.66	4	9,600	
	477	44	15	29		41	32	27	44	44	29	29	191.7	11	5,290	
	478	29	5	23	1	29	14	10	28	28	24	24	297.0	3	11,666	
	479	21	5	15		21	19	16	21	21	14	14	156.4	3	2,833	
	480	62	25	36	1	58	26	22	61	61	35	35	319.1	18	5,916	
	481	42	23	17	1	42	14		40	40	17	17	284.7	20	51.80	
	482	28		28		28	6		28	28	22	22	40.72	6	5,666	
	483	12		12		12			12	12	7	7	140.00	7	1,400.00	
	484	16		16	1	16			15	15	7	7	73.57	6	13,666	
	485	12		12		12	2		12	12	5	5	61.80	3	9,333	
	486	13		13	1	13			12	12	7	7	50.71	4	7,875	
	487	14	10	4		14			14	14	1	1	55.125	10	6,930	
	488	15	10	5		15	2		15	15	4	4	61.25	9	7,944	
	489	13	11	2		13			13	13	2	2	61.25	9	8,888	
	490	16	10	6		16	2		16	16	6	6	59.66	8	9,375	
	491	10	8	2		10			10	10	2	2		7	10,657	
	492	9	7	2		9	1		9	9	1	1		6	121.66	
	493	6	5	1		6			6	6				5	15,600	
	494	7	6	1		7			7	7	1	1		6	11,750	
	495	23	17	6		22	8		23	23	6	6	60.83	16	14,437	
	496	8	6	2		8	1		8	8	1	1		5	19,600	
	497	37	17	20	1	37	1		37	37	1	1	61.56	9	11,555	
	498	37	9	28		37			37	37	8	8	58.72	8	21,000	
	499	19	10	9		19			19	19	8	8	73.70	8	22,750	
	500	14	10	4		14			14	14	4	4	92.25	9	19,111	
	501	1				1			1	1						
	502	22	16	6		22			22	22	5	5	75.00	16	14,812	
	503	22	17	5		22			22	22	5	5	97.00	17	10,682	
	504	31	22	9		31			31	31	5	5	76.00	26	9,073	
	505	27	22	5		27			27	27	5	5	63.00	22	7,845	
	506	8	6	2		8			8	8	6	6		6	7,916	
	507	19	15	4	1	19	4		18	18	6	6	471.6	11	11,636	
	508	30	21	9		30		1	29	29	20	20	51.60	5	81,200	
	509	14	9	5		14			13	13	7	7	71.42	6	12,666	
	510	8	5	3		8			8	8	3	3	56.66	3	16,666	
	511	31	25	6		31			31	31	5	5	55.00	24	16,958	
	512	21	14	7		21			19	19	5	5	66.00	12	14,016	
	513	16	11	5		16			16	16	2	2		13	16,707	
	514	20	11	9	1	19			19	18	5	5	68.60	10	15,550	
	515	12	7	5		12			12	12	6	6	80.50	5	21,200	
	516	12	7	5		12			7	7	2	2		5	13,000	
	517	28	20	8		28	5	5	27	27	6	6	365.0	5	9,700	
	518	47	20	27	2	46	38	32	43	43	21	21	81.09	8	12,625	
	519	20	11	9	2	20			43	43	23	23	290.4	15	2,773	
	520	53	21	32	1	46	33	5	52	52	28	28	185.3	12	2,700	
	521	54	14	40		49	44	34	54	53	18	18	152.5	12	1,633	
	522	26	15	11		44	41	39	45	45	38	38	166.0	2		
	523	64	10	54		60	43	31	62	60	50	50	280.4	3	6,666	
	524	75	8	67	4	75	25		71	71	4	4	64	4	48.21	
	525	24	15	9	2	24			22	21	1	1	15	3	35,000	
	526	33	10	23	1	31	8	4	32	31	4	4	23	2	44.08	
	527	42	20	22		40	3	3	42	41	1	1	40	5	55.95	
	528	5		5		5			5	4	2	2	5		50.00	
	529	59	6	53		57	5	1	58	58	6	6	52	2	53.59	
	530	19	4	15	4	19	1		15	15	1	1	10	3	30,000	
	531	38	11	27		37			38	38	4	4	27	6	28,333	
	532	39	2	37		39	2		49	49	5	5	43	3	10,333	
	533	40	5	35		34	2		34	34	11	11	33	3	20.03	
	534	41	2	39	1	40	2		32	32	6	6	18	3	17.44	
	535	44	2	42		42	1		41	41	1	1	15	4	12.46	
	536	47	9	38		46	5		42	42	4	4	4	4	19.50	
	537	9	5	4		10	6		10	10	9	9	24.22	4	3,500	
	538	44	1	43		43	6		34	34	4	4	26	7	3,214	
	539	20	19	1	1	19	2	23	48	48	10	10	21.00	16	12,843	
	540	34	19	15		33			48	48	29	29	70.03			
	541	23	15	8	1	23			22	22	7	7	64.42	12	12,500	
	542	11	6	5		11			11	11	6	6	57.83	5	12,200	
	543	10		10		10			10	10	8	8	71.00	2		
	544	39	1	38	4	37			35	35	22	22	74.86	10	18,300	
	545	27	1	26		27			27	27	12	12	77.16	13	15,769	
	546	28	1	27	1	28			27	27	8	8	58.75	12	12,750	
	547	25	1	24		25			29	29	17	17	59.47	10	16,600	
	548	21	1	20		21			21	21	8	8	62.12	8	14,500	
	549	19	1	18		19	11	9	16	15	13	13	31.61	2		
	550	6	1	5		6			13	13	1	1		12	34,333	
	551	7		7		7	6	3	7	7	7	7	10.71			
	552	30	2	28		26	20	19	30	29	5	5	14.51	2		
	553	15		15		15			15	15	2	2	20			
	554	2	3	0	1	2	1		2	2	20	20	42.85	2		
	555	25	11	14		24	6		23	23	7	7	42.82	2		
	556	24	6	18		24	7		20	20	12	12	48.16	5	30,400	
	557	4	2	2		4			3	3	37	37	41.89	1		

¹For renter - occupied dwelling units and vacant nonseasonal not dilapidated units, for rent.
²For owner - occupied dwelling units and vacant nonseasonal not dilapidated units, for sale only.

HOUSING—BLOCK STATISTICS

Table 3.—CHARACTERISTICS OF HOUSING FOR BLOCK AREAS, BY BLOCKS: 1950—Con.

Block area	Block	All dwelling units by occupancy and tenure					All dwelling units by condition and plumbing facilities			Occupied dwelling units			Contract monthly rent ¹		Value ² of one-dwelling-unit structures	
		Total	Owner occupied	Renter occupied	Vacant non-seasonal not dilap., for rent or sale	Other vacant and non-resident	Number reporting	No private bath or dilap.	No running water or dilap.	Total	Persons per room		Number reporting	Average monthly rent (dollars)	Number reporting	Average value (dollars)
											Number reporting	1.51 or more				
A	575	6	1	5	3	6	3	1	6	6			5	36.40		
	582	9	2	4		9			9	6			7	56.42	1	
	583	1														
	584	38	8	28		35	2		36	35			28	47.28	5	18.800
	585	38	8	28	1	35	17		36	36			28	41.67	1	
	586	47	3	41	1	45	24		44	44			42	40.26		
	591	166	36	159		157	4	1	165	163	8	152	155	23.85	5	31.000
	592	31	7	24		27			31	29			22	70.18	4	16.750
	593	78	8	52		72	4		60	59			51	73.94	5	21.600
	594	6		6		6			6	6			5	37.40		
	595	4		4		4	1	1	4	4			4	37.50		
	596	9		9		9			9	9			7	33.71	1	4.4
	597	9	1	4		9			9	9			5	56.00	1	23.000
	598	3	2	1	1	3			3	3			1	66.08	1	13.692
	599	46	2	30	1	45			44	43	1	1	12	67.27	1	20.750
	600	15	13	2	2	15			15	15			11	29.818	1	29.818
	601	14	5	9	2	14			12	12			9	63.88	1	25.000
	602	4		4		4			4	4			1			
	603	5	5			5			5	5			1			36.200
	604	13	8	4	1	12			12	12			3	75.00	7	18.428
	605	1				1			1	1						
	606	9	2	7		9			9	9			7	59.28	1	
	607	24	15	9		23	20	16	24	24	4	24	9	14.44	1	1.940
	608	81	17	63	1	79	72	64	80	80	13	80	60	13.56	1	3.662
	611	20	6	14		20	14	13	20	20	4	4	13	16.51	6	2.466
	612	49	8	41	4	48	43	49	49	49	12	12	48	30.10		
	613	71	8	63	4	70	63	63	63	62	12	12	55	37.49	1	
	614	44	12	32	4	42	39	42	42	42	2	2	42	48.50	1	8.166
	615	48	2	46	2	46	44	5	46	46	2	2	46	44.52	4	10.750
	616	30	2	28		30	27	1	30	30	1	1	27	38.48	1	
	618	3		3		3	2	2	3	3			3	25.66		
	620	3		3		3	3	3	3	3			3	22.00		
	622	20		15	1	19	14	11	15	15	8	8	15	38.46		
	624	49	10	37		40	13	11	47	45	3	3	33	40.48	4	11.750
	625	71	8	57		62	32	8	65	63	1	1	55	45.80	4	6.225
	626	50	5	42	2	50	33	14	47	46	1	1	41	28.75	5	3.880
	627	46	8	38		46	39	24	46	46	5	5	37	21.00	8	4.425
	628	4		4		4			4	4			1			
	629	22		22		22	22	22	22	22			22	16.18		
	630	18		18		18	18	18	18	18			17	17.00		
	631	1				1			1	1						
	632	29	6	21		28	27	25	27	27	7	25	20	12.00	6	3.466
	633	21	5	15		21	21	19	20	20	7	20	15	11.66	5	5.500
	634	24	6	17		24	20	19	23	22	6	23	16	16.56	6	2.750
	635	12	9	3		12	2	1	12	12	1	10	3	32.86	8	8.050
	636	4	2	2		4			4	3			2			
	637	11	10	1		11			11	11			1		8	22.812
	638	27	22	5		27			27	27			5	73.60	20	18.950
	639	32	15	17		32			32	32			14	61.35	12	24.125
	640	1				1			1	1						
	641	76	39	37		74	39	4	76	73	8	42	33	20.96	33	20.551
	642	12	6	5	1	12	2	2	11	11			5	66.60	2	
	643	20	13	6		20	2		19	19			7	56.71	11	9.781
	644	57	29	28	1	56	4		57	56	1		28	56.28	23	8.608
	645	26	13	12		26	1		25	25	1		11	45.00	8	8.550
	646	29	15	13		29	8		28	28			12	53.91	9	9.666
	647	23	8	15		23	4		23	23			15	47.60	7	7.714
	648	25	14	11		25	2		25	25			11	52.81	11	7.681
	649	26	15	10	1	24			25	22			10	47.80	11	9.090
	650	37	15	21		36	3		36	36			21	53.52	10	7.750
	651	35	19	15		35	5	1	34	34	1		15	54.26	12	7.475
	652	20	15	5		20	2		20	20			4	55.25	12	8.633
	653	54	37	17		54	3		54	54	1	1	17	46.17	33	9.412
	654	28	16	8	1	28	5		24	23	2	2	9	45.44	15	9.866
	655	37	19	18		36	14		37	37	2	2	17	23.17	18	8.700
	656	38	29	9		38	11		38	37			8	31.25	28	7.525
	657	38	33	3	2	38	5	3	36	36	1	1	3	21.00	34	6.935
	658	34	23	11		31	1		34	34			10	56.00	20	9.045
	659	33	20	13		33	1	1	33	33			11	47.27	19	8.973
	660	4	2	1		4			3	3			1		1	
	661	11	4	7		9			11	9			5	78.60	3	7.333
	662	19	12	7		19	6		19	19			7	49.85	8	8.750
	663	146	52	91		144	104	52	143	141	37	117	90	19.07	48	4.425
	664	23	14	9		23	3		23	23	1	2	9	52.22	12	10.750
	665	27	14	11	1	27	17		25	25	6	23	10	21.20	11	4.309
	666	75	33	39	1	75	58	4	72	72	18	65	37	17.91	28	4.432
	667	26	17	9		26	20	2	26	26	7	26	9	13.44	15	2.526
	668	40	22	18		40	28	2	40	40	11	40	17	18.88	20	3.095
	669	8	3	5		8	7		8	8	2	8	5	15.80	2	
	670	14	5	9		14	10	5	14	14	3	14	9	14.44	5	4.740
	671	27	11	15		27	22	5	26	25	9	26	14	15.28	10	2.740
	672	29	14	14	1	27	25	2	28	28	7	27	14	17.28	12	2.191
	673	37	8	28	1	37	37	1	36	36	11	35	28	15.60	8	20.225
	674	23	13	10		23	18	13	23	23	7	23	10	16.90	13	2.307
	675	35	12	23		35	34	25	35	35	12	35	23	15.43	9	1.588
	676	29	15	14		29	20	14	29	29	5	29	14	16.71	15	3.313
	677	9	1	8		9	8	7	9	9	3	9	8	15.37	1	

¹For renter - occupied dwelling units and vacant nonseasonal not dilapidated units, for rent.
²For owner - occupied dwelling units and vacant nonseasonal not dilapidated units, for sale only.

Table 3.—CHARACTERISTICS OF HOUSING FOR BLOCK AREAS, BY BLOCKS: 1950—Con.

Block area	Block	All dwelling units by occupancy and tenure					All dwelling units by condition and plumbing facilities			Occupied dwelling units			Contract monthly rent ¹		Value ² of one-dwelling-unit structures		
		Total	Owner occupied	Renter occupied	Vacant non-seasonal not dilap., for rent or sale	Other vacant and non-resident	Number reporting	No private bath or dilap.	No running water or dilap.	Total	Persons per room		Number reporting	Average monthly rent (dollars)	Number reporting	Average value (dollars)	
											Number reporting	1.51 or more					Occupied by non-white
A	678	17	7	9		1	15	12	12	16	15	3	14	8	1300	5	2400
	679	30	7	22		1	28	23	17	29	27	9	29	19	1226	6	9750
	680	31	13	17	1		29	7		30	30			18	5050	1	1000
	681	27	22	5			27			27	27			18	5880	2	8772
	682	43	28	15	2		40			41	40			15	5540	2	8595
	683	18	9	9			18			18	18			9	4811	1	1444
	684	14	11	3			14			14	14			3	7833	8	9312
	685	7	4	3			7	3	3	7	7	4		3	2333	4	7650
	686	32	16	14	1	1	31	23	21	30	28	7	24	15	1773	14	4114
	687	37	19	18			36	23	8	37	37	1	36	16	2093	19	4121
	688	10	3	7			10	7	7	10	10	3	9	7	1357	3	4833
	689	32	12	20			32	26	20	32	32	11	32	20	1490	12	3050
	690	27	10	17			27	21	13	27	27	7	27	14	1521	7	1785
	691	30	10	20			30	30	15	30	30	10	27	14	1536	15	1755
	692	183	29	154	8	2	180	30	16	113	113	20	54	91	4940	27	3655
	693	155	11	144			144	11	3	115	115	6	15	14	1707	1	
	694	112	8	104	2	2	111	16	5	108	108	7	21	16	7412	8	9168
	695	110	10	100			110			110	110			15		10	28000
	696	177	17	160			177			177	177			15		10	25400
	697	22	20	2			22			22	22			1		19	24800
	698	16	12	4			16	1	1	16	16			2		10	14750
	699	32	12	20			32	30	22	32	32	12	40	56	3407	10	17750
	700	32	12	20		3	32	24	13	32	32	7	32	20	1325	10	3480
	701	32	11	21			32	28	11	32	32	7	32	20	1580	11	2363
	702	66	20	46		1	65	60	49	65	65	15	65	43	1200	16	3581
	703	59	14	44	1		58	49	31	58	58	17	56	45	1497	12	2941
	704	47	16	31			46	45	23	47	47	12	47	46	1356		
	705	51	16	35			51	46	44	51	51	16	51	44	1881	5	2740
	706	41	3	38			40	38	36	41	41	4	41	37	1708	2	
	709	58	11	47			56	37	33	58	58	4	58	47	1970	6	4466
	710	72	16	56	4	1	70	49	7	67	66	10	18	54	3025	7	4800
	711	67	19	48	1		63	43	12	66	66	9	66	54	3970	6	6083
	712	33	5	28			33	18	10	32	32	5	32	23	3704	5	11300
	713	50	12	38			48	18	10	48	48	5	48	37	3532	1	
	714	30	5	25		1	27	18	7	26	25	6	26	22	3968	1	
	715	30	2	28	3		33	2	2	33	33	1	33	2	2		
	716	44	4	40			43	30	24	42	42	12	42	39	3012		
	717	54	10	44			53	27	5	57	57	8	57	49	3853	2	
	718	76	12	64			75	38	10	73	73	4	73	60	3575	5	5700
	722	27	8	19			27	16	16	27	27	1	27	18	4188	4	6250
	723	26	4	22	1		26	16	25	25	25	8	25	22	3731	1	
	724	31	10	20		1	31	22	3	30	30	4	15	20	2685	9	13155
	725	99	4	95			99	92	82	99	99	28	99	95	1457	1	
	726	49	9	40			49	48	38	49	49	7	49	40	1385	8	1687
	727	4	4	0			4	4	4	4	4	1	4	4	1300		
	728	24	24	0			24	24	14	24	24	6	24	24	1158		
	729	20	20	0			20	20	20	20	20	6	20	19	1415		
	731	13	9	4			13	6	1	13	13	3	13	4	1350	8	3150
	732	155	83	72			151	103	7	155	154	35	155	68	1536	69	3385
	733	6		6			6	5	5	6	6	1	6	6	1766		
	734	33	10	23			33	30	24	33	33	7	33	23	1343	9	3211
	736	20	12	8			20	16	8	20	20	5	20	7	1528	11	1854
	737	18	5	13			18	15	6	18	18	3	18	13	1515	5	3600
	738	47	14	33			47	44	11	47	47	11	47	32	1253	13	1700
	739	36	11	25			36	35	11	36	36	15	36	23	1343	9	2000
	740	39	13	26			39	35	10	38	38	10	38	25	1396	10	1390
	741	21	11	10		2	21	19	7	19	19	1	19	8	1475	11	1736
	742	14	4	10			13	13	5	13	12	3	13	7	1442	4	1500
	743	15	5	10		1	15	15	4	14	14	3	14	9	1900	5	1460
	744	23	8	15			23	22	12	23	23	5	22	15	1066	8	1437
	745	21	9	12			21	18	2	21	21	7	21	12	1550	9	2777
	746	9	7	2			8	2	2	9	9	2	9	2		7	3271
	747	48	25	23			48	41	6	47	46	10	47	22	1845	24	2383
	748	106	61	43	2		104	41	6	104	104	6	55	41	3902	56	8480
	749	1															
	750	20	14	6	1	1	19			18	18			4	5675	14	8892
	751	27	11	16		1	26			26	25			15	6820	10	9250
	752	11	9	2			11			11	11		4	2		9	6722
	753	22	10	12			22			22	22			12	4816	10	6640
	754	34	11	23			34			34	34			23	5030	9	8144
	755	18	13	5			18			18	18			5	5820	13	7938
	756	25	14	10		1	25			24	24		1	10	6420	13	8200
	757	11	7	4			11			11	11			4	6000	7	6928
	758	22	16	6			21			22	22		1	6	4800	15	7273
	759	17	7	10			17			17	17			10	4800	7	7642
	760	4	3	1			4			4	4			1		3	8933
	761	5	5				5			5	5					5	6800
	762	41	32	9			38	15	6	41	41	7	25	9	2222	27	4888
	763	21	11	10			19	15	6	21	21	4	21	9	1622	11	3090
	764	23	2	21			23	13	10	23	23	3	21	21	1576	2	
	765	22	11	11			22	17	13	22	22	2	22	11	1200	9	3911
	766	29	18	11			29	19	9	29	29	7	28	11	1381	16	3493
	767	86	9	77			85	5	3	86	86	17	13	76	5402	3	2700
	768	23		23			23			23	23			23	6178		
	769	9		9			9			9	9			8	2337		
	770	28	19	9	1	1	28	5	8	26	26	4	6	5	540	18	12250

¹For renter - occupied dwelling units and vacant nonseasonal not dilapidated units, for rent.
²For owner - occupied dwelling units and vacant nonseasonal not dilapidated units, for sale only.

HOUSING—BLOCK STATISTICS

Table 3.—CHARACTERISTICS OF HOUSING FOR BLOCK AREAS, BY BLOCKS: 1950—Con.

Block area	Block	All dwelling units by occupancy and tenure					All dwelling units by condition and plumbing facilities			Occupied dwelling units				Contract monthly rent ¹		Value ² of one-dwelling-unit structures	
		Total	Owner occupied	Renter occupied	Vacant non-seasonal not dilap., for rent or sale	Other vacant and non-resident	Number reporting	No private bath or dilap.	No running water or dilap.	Total	Persons per room		Occupied by non-white	Number reporting	Average monthly rent (dollars)	Number reporting	Average value (dollars)
											Number reporting	1.51 or more					
A	771	15	8	7			15	9	9	15	15	6	15	7	81.4	8	3,962
	772	28	14	14			28	27	15	28	28	7	27	12	145.8	10	1,630
	773	9	3	6			9	7	6	9	9	4	9	5	92.0	2	
	774	32	10	13			31	13	9	32	31	5	32	13	217.6	18	4,188
	775	14	9	5			14	3	3	14	14	1	13	3	293.3	9	4,244
	776	10	48	5	2	1	101	71	71	99	98	23	99	45	134.2	40	3,490
	777	5	5	3			7	7	6	8	7	7	7	3	183.3	4	1,875
	778	5	5	10			14	13	12	15	15	3	15	10	173.0	4	2,750
	779	5	5	10			11	10	5	15	15	1	14	10	133.0	5	3,000
	780	6		6			5			6	6	2	4	2			
	782	1															
	783	2															
	784	6	8	5			65	61	59	66	66	23	66	58	126.5	6	4,283
	785	3	12	5			35	26	23	37	37	9	36	25	153.2	11	3,245
	786	4	11	3			45	20	11	49	48	9	49	36	195.5	8	4,750
	787	9	13	5			56	34	18	59	59	12	37	50	277.8	8	5,287
	788	5	13	5	1	6	58	40	16	55	53	13	42	42	344.7	9	4,111
	789	5	8	4	1	1	62	39	9	63	63	10	1	55	362.5	3	7,833
	790	5	11	4		1	54	34	13	54	54	11	40	40	301.2	5	4,100
	792	4	14	2	1		42	20	9	41	41	7	28	28	321.0	9	6,500
	793	57	11	46			57	42	4	57	57	14	46	46	332.3	5	5,000
	794	39	16	23	1		39	14	7	38	38	8	17	21	361.4	8	4,750
	795	52	13	37			51	43	35	52	51	8	51	36	133.0	12	2,041
	796	5	14	3		2	53	43	26	52	52	9	51	38	141.5	13	5,115
	797	10	1	10	1	2	101	1	1	100	99	3	99	99	217.3		
	798	15	1	15			15	3		15	15	2	15	5	216.1		
	803	14	9	5			14	17	1	23	14	2	17	12	188.0	8	3,625
	804	3	11	5			21			23	23	2	17	12	133.3	10	1,860
	805	1															
	806	16	5	11			16	14	13	16	16	2	16	10	129.0	5	2,800
	807	13	3	10			11	10	10	13	12	2	13	10	161.0	2	
	808	13	7	7			11	9	9	13	13	3	12	6	110.0	6	3,550
	809	15	7	8			14	14	13	15	15	4	15	8	121.2	7	2,000
	810	39	17	22			39	36	30	39	39	12	39	22	130.0	12	2,408
	811	7	5	1		1	7	5	1	6	6	6	1	1		4	5,200
	812	1															
	813	40	16	24			39	35	9	40	38	14	39	20	197.0	16	2,681
	814	25	13	11		1	25	12	5	24	24	3	22	11	199.0	11	4,681
	815	4	4	4			8	8	2	8	8	1	8	4	265.0	4	4,875
	817	50	33	14	2	1	45	8	2	47	47	2	45	15	282.0	33	5,175
	818	60	42	15	1	2	59	36	4	57	57	10	15	15	262.0	20	5,445
	819	23	147	73	11	5	236	14	6	220	220	16	1	76	434.4	144	6,929
	820	2															
	821	11	8	3			11	8		11	11		3	3	61.66	7	7,671
	822	6	6	2			8	2		8	8	2	2	2	68.16	6	6,816
	823	16	13	2	1		16	3		15	15	3	3	3	46.66	10	6,640
	824	33	22	9	1	1	33	1	1	31	31	1	10	10	46.70	22	6,922
	825	33	9	24			33	1		33	33	3	24	24	357.9	9	6,111
	826	64	7	56		1	64	44	6	63	55	8	56	56	226.4	4	5,875
	827	54	14	39	1		52	14	1	53	53	4	39	39	415.1	10	7,040
	828	61	36	24	1		60	12	1	60	60	2	25	25	435.6	35	6,971
	829	56	14	42			56	24	2	56	56	6	38	38	285.5	13	7,276
	830	91	16	71	2	2	86	28	10	87	87	11	73	73	325.0	9	6,366
	831	2															
	832	35	16	17	1	1	33	28	19	33	32	6	33	16	175.0	15	3,000
	833	25	13	11		1	24	21	7	24	24	7	24	11	152.7	12	2,750
	834	1															
	835	10	3	7			10	9	8	10	10	2	10	6	113.3	3	3,300
	836	7	7	1			8	4	4	8	8	1	8	1		4	3,625
	837	8	4	3			7	7	5	7	7	2	3	3	166.6	2	
	842	20	13	6	1		20	16	6	19	19	3	18	6	163.3	12	2,583
	843	63	44	19			63	1	1	63	63	1	17	17	560.0	37	7,997
	844	38	20	18			38	38		38	38		18	18	595.0	17	8,158
	845	305	127	156	12	10	295	121	93	283	281	50	136	156	312.6	115	6,647
	846	35	9	21	5		34	12		30	29	4	24	24	424.5	5	8,200
	847	14	14				14			14	14					14	7,585
	848	24	15	9			24	1		24	24		9	9	594.4	12	8,416
	849	12	7	2	3		12	12		9	9		2	2		7	6,742
	850	44	24	6	13	1	42	1	1	30	30	3	3	6	358.3	23	6,960
	851	21	16	4	1		19	2	1	20	17		3	3	500.0	15	7,646
	852	26	20	6			26			26	26		4	4	532.5	20	6,615
	853	14	11	3			14			14	14	1	3	3	66.66	11	6,727
	855	5				2	4	4		3	3		3				
	861	105		105			103			105	105	2	105	105	225.7		
	862	50	6	44			50	46	42	50	50	10	50	44	136.3	6	4,333
	863	47	10	37			47	41	38	47	47	11	47	36	142.2	10	4,490
	864	39	12	27			39	23	19	39	39	4	19	27	210.7	12	3,900
	865	54	14	40			53	31	10	54	53	6	39	39	355.8	8	4,725
	866	27	9	17		1	25	17	7	26	26	2	17	17	383.5	6	5,916
	869	1															
	871	46	14	32			44	42	39	46	46	13	46	31	126.1	13	2,653
	873	54	18	36			49	38	26	54	53	16	54	36	156.6	15	4,420
	874	24	13	11			21	11	4	24	24	3	24	10	167.0	12	4,025
	875	23	5	18			23	18	13	23	23	7	2	16	117.5	2	
	876	23	3	19		1	23	23	17	22	22	7	19	19	147.3	3	933
	877	13		13			13			13	13	4	12	12	140.0		
	878	13		13			13	1		13	13	6	13	13	140.0		

¹For renter-occupied dwelling units and vacant nonseasonal not dilapidated units, for rent.
²For owner-occupied dwelling units and vacant nonseasonal not dilapidated units, for sale only.

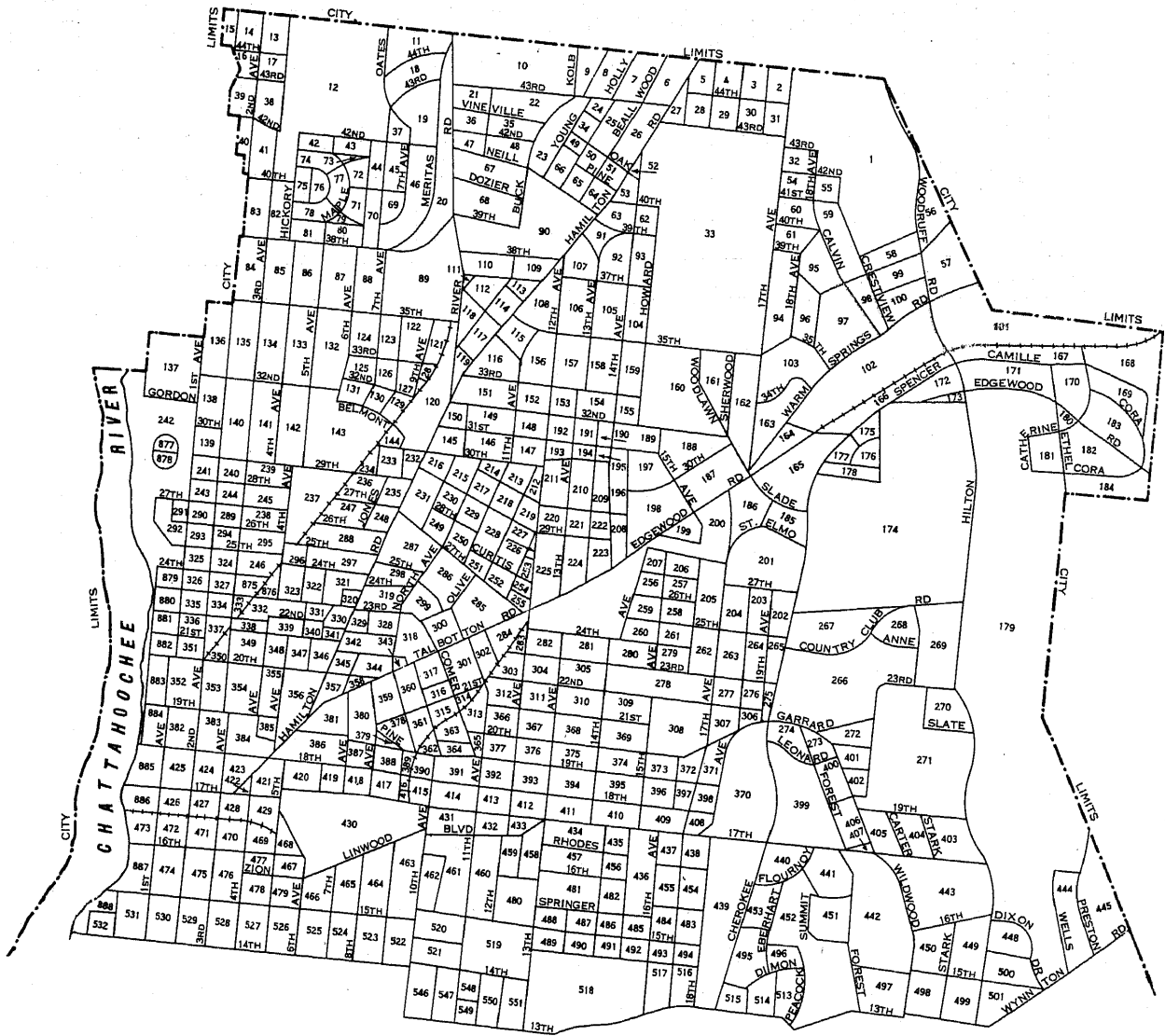
Table 3.—CHARACTERISTICS OF HOUSING FOR BLOCK AREAS, BY BLOCKS: 1950—Con.

Block area	Block	All dwelling units by occupancy and tenure					All dwelling units by condition and plumbing facilities			Occupied dwelling units			Contract monthly rent ¹		Value ² of one-dwelling-unit structures		
		Total	Owner occupied	Renter occupied	Vacant non-seasonal not dilap., for rent or sale	Other vacant and non-resident	Number reporting	No private bath or dilap.	No running water or dilap.	Total	Persons per room		Occupied by non-white	Number reporting	Average monthly rent (dollars)	Number reporting	Average value (dollars)
											Number reporting	1.51 or more					
A	879	11	6	5					11	11	3		5	15.00	5	2,380	
	880	106	13	91	1	1			104	104	32		84	14.10	7	1,600	
	881	25	8	17					25	25	8		17	17.05	7	2,185	
	882	17	7	10					17	17	4	1	10	13.90	6	1,950	
	883	17	2	15					17	17	5	3	13	15.30	1		
	884	17	1	16					17	16	5		16	23.12	1		
	885	10		10					10	9	3		10	24.60			
	887	8	3	4	1				8	5	1		5	20.60	1		
	889	24	4	20					21	15	7	11	18	16.61	1		

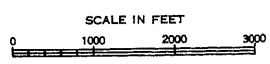
¹For renter - occupied dwelling units and vacant nonseasonal not dilapidated units, for rent.
²For owner - occupied dwelling units and vacant nonseasonal not dilapidated units, for sale only.

COLUMBUS, GEORGIA, BY BLOCKS: 1950

PART 1 OF 2 PARTS



PART 2 ADJOINS

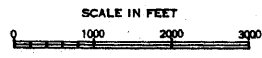
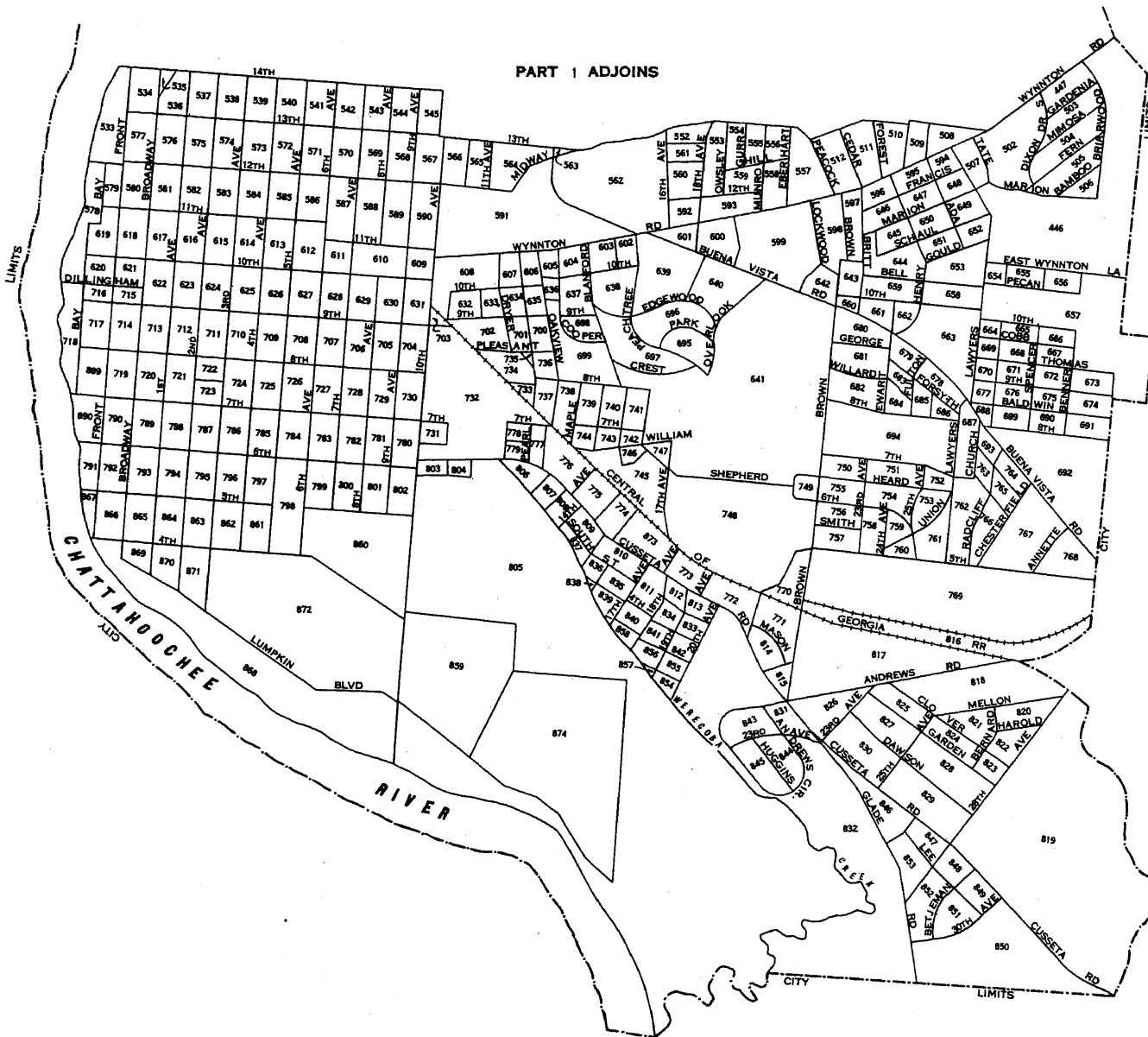


LEGEND
BLOCK NUMBERS
U.S. DEPARTMENT OF COMMERCE, BUREAU OF THE CENSUS

COLUMBUS, GEORGIA, BY BLOCKS: 1950

PART 2 OF 2 PARTS


PART 1 ADJOINS



LEGEND
BLOCK NUMBERS
U.S. DEPARTMENT OF COMMERCE, BUREAU OF THE CENSUS

1950 UNITED STATES CENSUS OF HOUSING

U. S. DEPARTMENT OF COMMERCE • BUREAU OF THE CENSUS



COLUMBUS, OHIO

**BLOCK
STATISTICS**

U. S. CENSUS OF HOUSING: 1950

Volume

- I General Characteristics
- II Nonfarm Housing Characteristics
- III Farm Housing Characteristics
- IV Residential Financing
- V Block Statistics

Housing statistics for census tracts are to be included in the Population reports on census tracts.

U. S. CENSUS OF POPULATION: 1950

Volume

- I Number of Inhabitants
- II Characteristics of the Population

Succeeding volumes will cover the following subjects:

Census Tracts, Nativity and Parentage, Nonwhite Population by Race, Persons of Spanish Surname, Institutional Population, Differential Fertility, Labor Force Characteristics, Occupation, Industry, Income, Internal Migration, Education, Characteristics of Families and Households.

UNITED STATES CENSUS of HOUSING : 1950
U. S. DEPARTMENT OF COMMERCE BUREAU OF THE CENSUS
CHARLES SAWYER, Secretary ROY V. PEEL, Director



BLOCK STATISTICS

COLUMBUS
OHIO

Prepared under the supervision of
Howard G. Brunsman, Chief
Population and Housing Division

1950 HOUSING CENSUS REPORT

VOLUME V, PART 42

UNITED STATES GOVERNMENT PRINTING OFFICE 1952

BLOCKS • CENSUS TRACTS



BUREAU OF THE CENSUS

ROY V. PEEL, *Director*

A. ROSS ECKLER, *Deputy Director*
HOWARD C. GRIEVES, *Assistant Director*
CONRAD TAEUBER, *Assistant Director*
MORRIS H. HANSEN, *Assistant Director for Statistical Standards*
ROBERT Y. PHILLIPS, *Assistant Director for Operations*
CALVERT L. DEDRICK, *Coordinator, International Statistics*
FRANK R. WILSON, *Information Assistant to the Director*

Population and Housing Division—

HOWARD G. BRUNSMAN, *Chief*
WAYNE F. DAUGHERTY, *Assistant Chief for Housing*
ROBERT B. VOIGHT, *Assistant Chief for Operations*
HENRY S. SHRYOCK, JR., *Assistant Chief for Population*
EDWIN D. GOLDFIELD, *Program Coordinator*

Quality and Equipment Statistics—Robert C. Hamer, *Chief*
Inventory Statistics—Carl A. S. Coan, *Chief*
Developmental Programs—J. Hugh Rose, *Chief*
Residential Financing—Junia H. Honnold, *Chief*
Territories and Possessions—Joel Williams, *Chief*
Statistical Sampling—Joseph Steinberg, *Chief*
Statistical Procedure—Morton A. Meyer, *Chief*
Processing Operations—Milton D. Lieberman, *Chief*

Administrative Service Division—WALTER L. KEHRES, *Chief*
Agriculture Division—RAY HURLEY, *Chief*
Budget Officer—CHARLES H. ALEXANDER
Business Division—HARVEY KALIN, *Acting Chief*
Field Division—LOWELL T. GALT, *Chief*
Foreign Trade Division—J. EDWARD ELY, *Chief*
Geography Division—CLARENCE E. BATSCHULET, *Chief*
Governments Division—ALLEN D. MANVEL, *Chief*
Industry Division—MAXWELL R. CONKLIN, *Chief*
Machine Tabulation Division—C. F. VAN ARKEN, *Chief*
Personnel Division—HELEN D. ALMON, *Chief*

SUGGESTED IDENTIFICATION

U. S. Bureau of the Census. *U. S. Census of Housing: 1950. Vol. V, Block Statistics, Part 42.*
U. S. Government Printing Office, Washington, D. C., 1952.

For sale by the Superintendent of Documents, U. S. Government Printing Office, Washington 25, D. C.,
or any of the Field Offices of the Department of Commerce - Price 35 cents

PREFACE

This report presents statistics on characteristics of dwelling units by blocks for the city. The tabulations are based on data from the 1950 Census of Housing, taken as of April 1, 1950. Authorization for the 1950 Census of Housing as part of the Seventeenth Decennial Census was provided by the Housing Act of 1949, approved July 15, 1949.

The major portion of the information compiled from the 1950 Census of Housing appears in Volume I, *General Characteristics*; Volume II, *Nonfarm Housing Characteristics*; Volume III, *Farm Housing Characteristics*; Volume IV, *Residential Financing*; and Volume V, *Block Statistics*. Volume V consists of separate reports, issued as bulletins for each of the 209 cities which in 1940 or in a subsequent census had a population of 50,000 or more. These reports will not be bound into a single publication.

The subjects covered in both the 1950 and 1940 reports on characteristics of dwelling units by blocks are substantially similar.

This report was prepared under the direction of Howard G. Brunsman, Chief, Population and Housing Division, and Wayne F. Daugherty, Assistant Chief for Housing. Robert C. Hamer, Chief, Quality and Equipment Statistics Section, was in charge of coordinating the content and the format of the report with assistance from Carl A. S. Coan, Chief, Inventory Statistics Section; Floyd D. McNaughton, Chief, Equipment and Facilities Unit; Beulah Washabaugh, Chief, Tenure and Vacancy Unit; and Walter A. Hines. The compilation of the statistics was under the supervision of Robert B. Voight, Assistant Chief for Operations.

The collection of the information on which these statistics are based was under the supervision of Lowell T. Galt, Chief, Field Division. The geographic work, including the assignment of all block numbers and the preparation of maps, was under the supervision of Clarence E. Batschelet, Chief, Geography Division. The data were tabulated under the supervision of C. F. Van Aken, Chief, Machine Tabulation Division.

May 1952.

COLUMBUS, OHIO

CONTENTS

INTRODUCTION

	Page		Page
General.....	1	Definitions and explanations—Continued	
Related reports.....	1	Condition and plumbing facilities.....	2
Census tracts.....	1	Persons per room.....	2
Use of data.....	1	Color of occupants.....	2
Comparability with 1940 Housing Census data.....	1	Contract monthly rent.....	2
Definitions and explanations.....	1	Value of one-dwelling-unit structures.....	2
Dwelling unit.....	1	Number reporting.....	2
Occupancy and tenure.....	2	Block identification.....	2

TABLES

	Page
Table 1.—Characteristics of housing for the city: 1950.....	3
Table 2.—Characteristics of housing by census tracts: 1950.....	3
Table 3.—Characteristics of housing for census tracts, by blocks: 1950.....	5

Map of city, by blocks, appears following last page of tables.

BLOCK STATISTICS

INTRODUCTION

GENERAL

Volume V of the Reports on Housing consists of a separate report for each of the 200 cities which in 1940, or in a subsequent census prior to 1950, had a population of 50,000 or more. Each report presents for the city, by blocks, tabulations for a limited number of subjects obtained in the Census of Housing. The subjects in these reports are similar to those in the block statistics supplements to Volume I of the reports of the 1940 Census of Housing. The subjects in this report present the number of dwelling units classified by occupancy and tenure, condition and plumbing facilities, persons per room, color of occupants, average contract monthly rent of renter-occupied and selected vacant units, and the average value of one-dwelling-unit owner-occupied and selected vacant structures. In table 1, the statistics for these subjects are summarized for the city. Table 2 contains the statistics for census tracts. In table 3, the data are presented by blocks within census tracts. Maps identifying the location of each block and the census tract boundaries are a part of this report.

Related reports.—Related statistics for this city are contained in the Reports on Housing, Volume I, *General Characteristics*; and in the Reports on Population, Volume I, *Number of Inhabitants*, and Volume II, *Characteristics of the Population*.

The Reports on Housing for each State in Volume I present data on the characteristics of dwelling units for the State by residence (urban, rural nonfarm, and rural farm), for standard metropolitan areas, urbanized areas, counties, for urban places, places of 1,000 to 2,500 inhabitants, and rural-nonfarm and rural-farm dwelling units for each county. Each report includes the following subjects: occupancy, tenure, race of occupants, type of structure, year built, condition and plumbing facilities, water supply, toilet and bathing facilities, number of rooms, number of persons, persons per room, electric lighting, heating equipment, heating and cooking fuels, refrigeration equipment, kitchen sink, radio, television, and, for nonfarm units, the contract monthly rent, gross monthly rent, and value of one-dwelling-unit structures.

Volume I of the Reports on Population shows the 1950 population of each county and of each minor civil division within the county. It also contains figures for each incorporated place, for each unincorporated place with 1,000 or more inhabitants, and for incorporated places of 5,000 or more by wards. A special series of tables presents data for each urbanized area giving the incorporated places and portions of minor civil divisions within it.

Volume II of the 1950 Population Reports contains statistics on the general characteristics of the population. Chapter A of this volume repeats the figures on number of inhabitants as shown in Volume I; Chapter B presents demographic, economic, and social characteristics of the population; and Chapter C gives more detailed cross-classifications for States and large cities and standard metropolitan areas.

Census tracts.—Census tracts are small areas into which certain large cities have been subdivided for statistical and local administrative purposes. In most cases the tracts are permanently established, so that comparison may be made from census to census. The boundaries of tracts are established so as to include approximately equal numbers of inhabitants or equal areas; and each tract is designed to represent an area that is fairly

homogeneous in population characteristics. Although the tracted areas of some cities extend into the suburbs, the data shown in this report are restricted to the tracts within the corporate limits of the city.

Use of data.—The tabulation of housing characteristics for areas as small as city blocks provides descriptive material of considerable value for technical studies of housing in the city. The statistics will be useful in compiling totals for special types of areas that may be defined to meet the requirements of individual investigators. Users of the data should bear in mind that in practically all cases the data for a given block represent the work of only one enumerator. Consequently, housing characteristics for blocks are subject to a wider margin of error than is to be expected in the figures for tracts or wards which represent returns made by a number of enumerators. Misinterpretation of instructions by one enumerator may cause a significant bias in the statistics for a block even though it may have a negligible effect upon the figures for larger areas. In particular, the enumeration of "condition" depended to a considerable extent upon the judgment of the individual enumerator. Also, failure to indicate the correct block number for a significant number of dwelling units may introduce errors into the block data.

Comparability with 1940 Housing Census data.—In the 1940 Census of Housing, reports entitled "Block Statistics" were issued as supplements to the first series of Housing bulletins. These supplements consisted of separate reports for each of the 191 cities which had 50,000 inhabitants or more in 1930.

In the 1950 reports, the block numbers used are different, in most cases, from those used in the 1940 reports. Therefore, to compare 1940 and 1950 data for a given block, it is necessary to locate the block on the maps to obtain the corresponding 1940 and 1950 block numbers.

The subjects in both the 1940 and 1950 reports are substantially similar. However, data on number of structures, year built, and mortgage status have been omitted from the 1950 report. Furthermore, in the 1940 reports average contract or estimated monthly rent was reported for all dwelling units while in 1950 average contract monthly rent is reported for some, and average value for other, dwelling units.

DEFINITIONS AND EXPLANATIONS

More detailed and complete definitions are presented in Volume I of the Housing Reports.

Dwelling unit.—In general, a dwelling unit is a group of rooms or a single room, occupied or intended for occupancy as separate living quarters, by a family or other group of persons living together or by a person living alone.

A group of rooms, occupied or intended for occupancy as separate living quarters, is a dwelling unit if it has separate cooking equipment or a separate entrance. A single room, occupied or intended for occupancy as separate living quarters, is a dwelling unit if it has separate cooking equipment or if it constitutes the only living quarters in the structure. Also, each apartment in a regular apartment house is a dwelling unit even though it may not have separate cooking equipment. Excluded from the dwelling unit count are large rooming houses, institutions, dormitories, and transient hotels and tourists courts.

In the 1940 Census, a dwelling unit was defined as the living quarters occupied or intended for occupancy by one household.

A household consisted of a family or other group of persons living together with common housekeeping arrangements, or a person living entirely alone. However, the enumerator was not explicitly instructed to define rooms as dwelling units on the basis of cooking equipment or separate entrance.

The number of dwelling units in the 1950 Census may be regarded as comparable with the number of dwelling units in the 1940 Census. Some living quarters may have been classified as separate dwelling units in the one census and not in the other. Further, in the 1950 Census, living quarters with five or more lodgers were not tabulated as dwelling units; generally, such quarters were included in the 1940 dwelling unit count. However, the net effect of these changes is probably small.

Occupancy and tenure.—Dwelling units are classified by occupancy and tenure into four groups: owner-occupied; renter-occupied; vacant nonseasonal not dilapidated, for rent or sale; and other vacant and nonresident. A dwelling unit is classified as owner-occupied if it was owned wholly or in part by the head of the household or by some related member of his family living in the dwelling unit. All other occupied units are classified as renter-occupied whether or not cash rent was actually paid for living quarters. Rent-free units and living accommodations received in payment for services performed are thus included with the renter-occupied units.

A dwelling unit is considered vacant if no persons are living in it at the time of enumeration. New units not yet occupied were enumerated as vacant dwelling units if construction had proceeded to the extent that all the exterior windows and doors were installed and final usable floors were in place. The classification "Vacant nonseasonal not dilapidated, for rent or sale" is descriptive of the vacant dwelling units reported in this classification. "Other vacant and nonresident" units include all dilapidated and seasonal vacant units as well as the not dilapidated units which were not for rent or sale.

Because of changes in enumeration procedures, the counts of total vacant units in 1940 and 1950 are not strictly comparable. In 1940, vacant units were enumerated if they were habitable; units uninhabitable and beyond repair were excluded from the enumeration. In 1950, units were included regardless of condition if they were intended for occupancy as living quarters. Therefore, no comparison should be made between the data on "vacant nonseasonal not dilapidated, for rent or sale" units from the 1950 Census and data in the 1940 Census reports.

In both censuses, dwelling units occupied entirely by non-residents were included with vacant units not for rent or sale. Trailers, tents, houseboats, and railroad cars which were vacant were excluded from the dwelling unit inventory in both 1950 and 1940.

Condition and plumbing facilities.—Data on condition of a dwelling unit are shown in combination with data for selected plumbing facilities and are, therefore, limited to units for which both condition and plumbing facilities are reported. Plumbing facilities include water supply, toilet facilities, and bathing facilities.

The category "with private bath" includes those dwelling units reported with both a flush toilet and a bathtub or shower inside the structure for the exclusive use of the occupants of the unit. The category "no private bath" includes those dwelling units not having private flush toilet or not having private bathing facilities. The "no running water" category includes units with only piped running water outside the structure or with only other sources such as a hand pump.

A dwelling unit is "dilapidated" when it is run-down or neglected, or is of inadequate original construction, so that it does not provide adequate shelter or protection against the elements or it endangers the safety of the occupants.

Persons per room.—The number of persons per room has been computed for each occupied dwelling unit by dividing the number

of persons in the dwelling unit by the number of rooms in the dwelling unit. All persons enumerated in the Population Census as members of the household (including lodgers, servants, and other nonrelated persons) are counted in determining the number of persons that occupy the dwelling unit. The number of rooms in the dwelling unit includes all rooms available for living quarters throughout the year. Not counted as rooms are bathrooms, closets, pantries, halls, screened porches, and unfinished rooms in the basement and attic.

Color of occupants.—Occupied dwelling units are classified by color of head of household according to the definition used in the 1950 Census of Population. The group designated as "non-white" consists of Negroes, Indians, Japanese, Chinese, and other nonwhite races. Persons who are not definitely Indian or of other nonwhite race are classified as white.

Contract monthly rent.—Contract monthly rent is the rent, at the time of enumeration, contracted for by the renter regardless of whether it includes furniture, heating fuel, electricity, cooking fuel, water, or personal services.

Monthly rent for vacant dwelling units is the amount asked for the dwelling unit at the time of enumeration. The average monthly rent relates to renter-occupied dwelling units and vacant nonseasonal not dilapidated units for rent. Dwelling units which are occupied "rent-free" are not included with the units reporting rent.

Value of one-dwelling-unit structures.—Average value is shown for owner-occupied dwelling units and vacant nonseasonal not dilapidated units which are for sale only. Value is shown only if the unit is in a one-dwelling-unit structure without business and if it is the only dwelling unit included in the property. The value represents the amount for which the owner estimates that the property, including such land as belongs with it, would sell under ordinary conditions and not at a forced sale. For vacant units, value is the sale price asked by the owner.

Number reporting.—Occupancy and tenure are reported for all dwelling units, and color of occupants is reported for all occupied units. The corresponding distributions for these subjects in table 1 are based on all dwelling units and on occupied units, respectively. For all other subjects, the distributions are based on the units for which the specific characteristics are reported, that is, the "Number reporting."

The number of dwelling units for which the enumerator obtained no report on a particular item is shown for the city totals only; however, the number "not reported" can easily be derived for each area in tables 2 and 3 by subtracting the number reporting from the total number of dwelling units (or total occupied).

Block identification.—A map or series of maps is included in this report showing block numbers for each block, number and letter designations for tracts, and the names of principal streets.

Blocks are identified by serial numbers, a separate series of numbers being used for each tract. Thus, the location of each block for which data are presented in table 3 may be determined by referring to the tract and block number shown on the map. Similarly, data for a specific block may be located in the table by reference to the map for identification numbers of the tract and block.

If no dwelling units are reported for a block, the block number is not listed in table 3, although it is shown on the map. Dwelling units for which the block number was not reported are indicated in the table by the symbol "NR." Detailed data are not shown for such dwelling units, nor for blocks containing fewer than three dwelling units. Average monthly rent is not shown when the monthly rent was reported for fewer than three dwelling units. Average value is not shown when the value of one-dwelling-unit properties was reported for fewer than three dwelling units. All dwelling units are included, however, in the statistics for the city and for each tract.

Table 1.—CHARACTERISTICS OF HOUSING FOR THE CITY: 1950

Subject	Number	Percent	Subject	Number	Percent
OCCUPANCY AND TENURE			PERSONS PER ROOM		
All dwelling units.....	111,721	100.0	Occupied dwelling units.....	110,048	...
Owner occupied.....	51,995	46.5	Number reporting.....	108,000	100.0
Renter occupied.....	58,053	52.0	1.50 or less.....	104,083	96.4
Vacant nonseasonal not dilapidated, for rent or sale.....	805	0.7	1.51 or more.....	3,917	3.6
Other vacant and nonresident.....	868	0.8	Not reported.....	2,048	...
CONDITION AND PLUMBING FACILITIES			CONTRACT MONTHLY RENT		
All dwelling units.....	111,721	...	Renter-occupied, and vacant nonseasonal not dilapidated units, for rent—Number reporting.....	55,357	...
Number reporting.....	108,286	100.0	Total contract monthly rent..... dollars.....	2,206,760	...
With private bath, not dilapidated.....	88,828	82.0	Average monthly rent..... dollars.....	39.86	...
No private bath, with running water, not dilapidated.....	13,694	12.6	VALUE OF ONE-DWELLING-UNIT STRUCTURES		
No running water or dilapidated.....	5,764	5.3	Owner-occupied, ¹ and vacant nonseasonal not dilapidated units, for sale only—Number reporting.....	36,687	...
Condition or plumbing facilities not reported.....	3,435	...	Total value or sale price..... dollars.....	328,867,900	...
No private bath or dilapidated.....	19,458	18.0	Average value..... dollars.....	8,964	...
COLOR OF OCCUPANTS					
Occupied dwelling units.....	110,048	100.0			
White.....	98,312	89.3			
Nonwhite.....	11,736	10.7			

¹Restricted to 1-dwelling-unit properties.

Table 2.—CHARACTERISTICS OF HOUSING BY CENSUS TRACTS: 1950

Census tract	All dwelling units by occupancy and tenure					All dwelling units by condition and plumbing facilities			Occupied dwelling units				Contract monthly rent ¹		Value ² of one-dwelling-unit structures	
	Total	Owner occupied	Renter occupied	Vacant non-seasonal not dilap., for rent or sale	Other vacant and non-resident	Number reporting	No private bath or dilap.	No running water or dilap.	Total	Persons per room	Occupied by non-white	Number reporting	Average monthly rent (dollars)	Number reporting	Average value (dollars)	
									Number reporting	1.51 or more						
TOTAL	111721	51995	58053	805	868	108286	19458	5764	110048	108000	3917	11736	55357	39.86	36687	8,964
1	2261	1989	237	15	20	2221	12	4	2226	2190	5	2	209	75.53	1733	13.843
2	2443	2199	224	5	15	2423	21	6	2423	2396	3	1	194	69.54	1828	13.677
3	180	101	32	3	54	1098	92	30	1094	1084	27	1	56	50.33	940	8.584
4	2706	1578	1103	13	12	2655	60	26	2681	2624	2	6	1057	47.61	1219	11.727
5	1691	880	803	1	7	1660	33	12	1683	1660	8	6	759	54.29	687	10.004
6	1791	766	1004	2	19	1737	125	48	1770	1733	20	4	961	40.98	461	8.508
7	3386	2667	654	4	19	3316	153	56	3321	3275	42	1	611	42.05	2231	7.929
8	1547	1256	286	10	15	1493	105	29	1522	1500	24	1	227	42.65	1070	9.341
9	2478	1979	487	8	4	2431	83	14	2466	2430	15	2	438	43.25	1596	8.713
10	2136	963	1148	9	16	2092	166	26	2111	2068	22	2	1104	44.05	611	8.369
11	1306	410	875	6	15	1276	138	4	1285	1272	25	11	859	44.79	228	7.880
12	1001	326	649	9	17	962	97	3	975	959	13	4	627	47.11	185	12.511
13	1325	406	898	3	18	1267	216	7	1304	1279	30	2	858	48.29	215	11.709
14	1339	798	528	4	4	1306	303	129	1326	1310	52	98	497	34.16	494	6.787
15	840	502	328	3	7	824	85	23	830	825	26	141	308	32.06	386	5.956
16	1213	318	895	8	7	1189	143	40	1198	1180	25	238	861	37.43	181	6.504
17	1629	3150	1385	4	18	1557	369	46	1607	1573	60	72	1204	36.22	163	6.497
18	609	350	268	2	31	3456	955	74	3550	3473	117	27	2546	44.96	401	9.556
19	2334	602	1708	2	10	2275	52	20	2310	2259	11	43	1662	56.06	348	9.014
20	2416	748	1631	2	14	2336	656	109	2379	2341	70	26	1566	37.03	372	5.928
21	1436	178	1228	18	12	1377	518	54	1406	1382	89	4	1193	38.18	46	8.777
22	1394	359	1011	7	17	1332	479	180	1370	1351	60	139	987	29.96	192	5.067
23	1179	625	544	2	8	1140	221	67	1169	1142	52	300	517	30.54	373	5.582
24	348	196	146	1	5	333	133	81	342	334	36	284	137	26.93	141	5.721
25	1735	1042	657	2	11	1690	171	35	1699	1677	34	219	614	49.23	800	10.300
26	972	657	260	5	5	951	112	33	917	902	35	15	236	35.62	604	7.407
27	2745	1424	1255	5	12	2680	44	18	2681	2655	17	5	1235	74.73	1252	13.974
28	2191	816	1356	1	8	2126	292	129	2172	2117	104	1793	1306	40.48	511	6.647
29	1558	603	938	6	9	1437	740	532	1543	1476	147	1446	857	26.95	345	5.545
30	1155	365	770	1	7	1077	394	181	1135	1103	79	748	727	31.19	205	5.334
31	899	121	764	7	7	851	413	81	885	853	103	52	718	33.16	58	5.151
32	1319	316	989	5	8	1281	682	335	1305	1280	136	615	949	27.35	146	5.624
33	390	34	347	4	4	372	254	120	381	366	48	114	329	27.70	12	3.675
34	2270	403	1820	3	15	2123	1000	241	2223	2125	295	1271	1723	36.05	172	5.573
35	1850	567	1277	6	19	1739	585	172	1844	1747	149	1624	1183	37.42	277	6.323
36	2885	554	1668	2	19	2587	331	57	2638	2599	49	14	1597	48.96	539	11.233
37	2297	540	1657	4	35	2214	588	7	2227	2170	115	150	1635	48.42	236	8.880
38	3254	424	2787	4	40	3130	1503	642	3178	3132	351	805	2676	38.60	196	6.454
39	2771	185	2500	5	58	2573	1750	568	2688	2579	398	30	2376	28.59	68	6.826
40	1525	506	1003	4	12	1496	312	110	1509	1488	67	41	955	29.69	285	5.737
41																
42	1139	301	814	5	19	1087	426	205	1115	1090	82	15	777	30.12	181	5.286
43	1795	794	985	5	9	1750	387	121	1779	1745	77	78	932	31.51	488	5.621
44	1951	1268	664	10	9	1918	118	17	1932	1914	10	10	619	43.92	927	8.672
45	2408	1819	544	3	36	2353	75	12	2363	2330	10	19	503	60.76	1402	11.429
46	2316	1491	749	1	15	2283	181	31	2290	2263	28	493	732	37.15	1109	7.167
47	2027	1541	466	8	12	1994	55	10	2007	1984	16	3	441	48.90	1253	9.373
48	1826	1367	466	14	9	1867	67	19	1873	1848	15	7	481	46.92	1119	8.891
49	1639	928	714	5	12	1625	354	154	1642	1617	47	24	665	35.56	670	6.253

¹For renter-occupied dwelling units and vacant nonseasonal not dilapidated units, for rent.

²For owner-occupied dwelling units and vacant nonseasonal not dilapidated units, for sale only.

HOUSING—BLOCK STATISTICS

Table 2.—CHARACTERISTICS OF HOUSING BY CENSUS TRACTS: 1950—Con.

Census tract	All dwelling units by occupancy and tenure					All dwelling units by condition and plumbing facilities			Occupied dwelling units			Contract monthly rent ¹		Value ² of one-dwelling-unit structures		
	Total	Owner occupied	Renter occupied	Vacant non-seasonal not dilap., for rent or sale	Other vacant and non-resident	Number reporting	No private bath or dilap.	No running water or dilap.	Total	Persons per room		Occupied by non-white	Number reporting	Average monthly rent (dollars)	Number reporting	Average value (dollars)
										Number reporting	1.51 or more					
51	1393	500	883	5	5	1355	149	23	1383	1352	53	1	856	36.04	313	6271
52	1968	676	1258	14	20	1913	677	210	1934	1902	127	45	1226	29.36	438	5169
53	3247	1131	2081	21	14	3158	553	160	3212	3151	91	315	2005	36.17	644	7110
54	2440	1354	1063	15	8	2386	121	27	2417	2368	25	69	1016	38.22	945	8547
55	2600	1566	1017	10	7	2550	100	10	2583	2547	9		967	44.19	1191	9639
56	2510	1487	1000	12	11	2444	205	50	2487	2457	53	64	947	35.17	1054	6899
57	2196	1047	1110	17	22	2121	422	59	2157	2119	49	10	1062	32.52	665	6158
58	3036	1575	1431	10	20	2981	320	64	3006	2964	46	10	1350	35.65	1030	7407
59	1181	744	428	6	3	1152	23	13	1172	1167	4		405	42.94	524	9857
60	1124	483	631	5	5	1107	84	35	1114	1102	42		612	32.02	348	7120
61	2231	946	1263	10	12	2159	755	195	2209	2171	172	226	1207	30.67	579	5849

¹For renter—occupied dwelling units and vacant nonseasonal not dilapidated units, for rent.²For owner—occupied dwelling units and vacant nonseasonal not dilapidated units, for sale only.

Table 3.—CHARACTERISTICS OF HOUSING FOR CENSUS TRACTS, BY BLOCKS: 1950

[Detailed statistics not shown for blocks containing fewer than 3 dwelling units, nor for dwelling units not allocated by blocks (designated by NR)]

Census tract	Block	All dwelling units by occupancy and tenure					All dwelling units by condition and plumbing facilities			Occupied dwelling units			Contract monthly rent ¹		Value ² of one-dwelling-unit structures		
		Total	Owner occupied	Renter occupied	Vacant non-seasonal not dilap., for rent or sale	Other vacant and non-resident	Number reporting	No private bath or dilap.	No running water or dilap.	Total	Persons per room		Occupied by non-white	Number reporting	Average monthly rent (dollars)	Number reporting	Average value (dollars)
											Number reporting	1.51 or more					
1	2	3	2			1	3		2	1					2		
	3	1															
	4	17	17						17	17					11	21,045	
	5	27	24	1		2		1	25	25			1		21	12,428	
	6	7	7						7	7					5	10,800	
	7	22	22					1	22	22					16	9,681	
	8	29	26	3					29	29			3	8 0 0 0	24	10,491	
	9	27	22	4		1			27	26			4	7 4 5 0	19	9,594	
	10	22	21			1			22	21					18	9,544	
	11	15	13		1	1			15	13	1		1		12	9,816	
	12	25	20	5					22	23			3	8 3 3 3	19	10,221	
	13	24	19	4		1			24	22			4	7 4 5 0	18	9,605	
	14	28	25	2		1			28	27			2		23	9,573	
	15	20	16	3	1				20	19			3	7 3 3 3	16	9,800	
	16	12	11	1					11	12			1		10	10,080	
	17	27	23	3		1			24	22		1	2		18	10,694	
	18	15	15						15	15					15	11,173	
	19	12	12						12	12					11	19,509	
	20	9	7	1	1				8	8					7	22,285	
	21	8	7	1					8	8			1		5	26,800	
	22	3	2			1			3	1					2		
	23	6	6						6	6					5	25,800	
	25	21	20			1			19	20					18	17,972	
	26	3	3						3	2					2		
	28	16	16						16	16					15	20,600	
	30	16	16						16	15					14	11,892	
	31	74	65	9					73	73			8	7 0 3 7	58	10,605	
	32	19	17	2					19	19			2		17	10,341	
	33	40	35	4	1				40	39			4	9 1 2 5	33	9,857	
	34	26	25	1					26	26			1		24	9,333	
	35	26	23	2	1				26	25	1		1		22	9,840	
	36	24	22	2					24	24			2		15	9,626	
	38	13	12	1	1				12	12					10	9,320	
	39	17	16	1					17	17			1		13	10,238	
	40	34	29	3		2		1	34	32			3	6 3 3 3	25	10,228	
	41	22	20	2					22	20			2		19	11,621	
	42	26	25	1				1	26	23			2		23	11,756	
	43	48	41	7					47	47			5	8 6 0 0	32	12,540	
	44	7	7						7	7					5	25,800	
	45	13	13						13	13					11	21,818	
	46	12	12						12	12					10	21,050	
	47	16	12	4					16	15			3	8 8 3 3	10	18,500	
	48	69	59	10					69	68			10	11 8 3 0	51	12,084	
	49	41	37	3	1				40	38			2		33	13,003	
	50	23	22	3	1				22	20					18	13,111	
	51	6	5		1				6	5					4	13,625	
	54	28	27	1					28	28			1		26	12,442	
	55	26	23	3					26	26			3	6 9 0 0	21	12,376	
	56	42	40	2					42	41			2		32	12,140	
	57	77	56	21					77	77			20	7 5 0 0	51	11,809	
	58	38	22	15		1			33	34			11	7 7 0 9	19	18,063	
	59	19	19						19	19					18	17,194	
	60	24	23	1					24	24			1		17	17,000	
	61	19	19						19	19					15	17,233	
	62	24	20	4					24	24			4	5 5 0 0	15	15,400	
	63	28	18	10					27	28			10	6 4 4 0	15	15,933	
	64	53	51	2					52	53			1		48	14,808	
	65	38	35	3					38	38		1	3	3 3 3 3	32	10,737	
	66	19	16	3					18	18			3	8 1 6 6	15	13,233	
	67	22	21	1					22	22					16	11,593	
	74	7	7						7	7					7	13,214	
	75	20	19		1				19	19			1		18	10,738	
	76	59	57	1					58	58			1		49	11,920	
	77	46	39	6		1		3	45	45			6	5 1 6 6	30	18,483	
	78	13	12	1		1			13	13					11	13,954	
	79	37	35	2					35	34					30	17,533	
	80	19	19						19	19					18	15,916	
	81	13	11	1	1				13	12			1		9	13,888	
	82	24	24						24	24					19	17,026	
	83	31	30	1					31	31			1		24	15,450	
	84	14	11	3					14	14			3	5 5 0 0	8	15,750	
	85	38	38						38	38					36	14,541	
	86	24	24						24	24					23	14,400	
	88	84	68	12	1	3			84	80	1		9	9 5 8 8	58	16,550	
	89	1															
	90	32	3	29					30	30			26	9 0 3 4			
	91	8	8						8	8					6	18,166	
	93	31	29	2					31	31			2		28	16,017	
	94	4	4						4	4					3	14,666	
	95	4	4						4	4					4	13,875	
	96	11	11						11	11					11	20,909	
	97	24	24						24	24					21	17,500	
	98	3	3						3	3					3	22,000	
	99	11	11						11	11					9	14,555	
	100	20	19		1				20	19					15	15,466	
	101	23	18	5					23	23			4	4 7 7 5	14	16,785	
	102	16	12	4				4	16	15			4	9 0 0 0	12	22,625	

¹For renter - occupied dwelling units and vacant nonseasonal not dilapidated units, for rent.
²For owner - occupied dwelling units and vacant nonseasonal not dilapidated units, for sale only.

HOUSING—BLOCK STATISTICS

Table 3.—CHARACTERISTICS OF HOUSING FOR CENSUS TRACTS, BY BLOCKS: 1950—Con.

Census tract	Block	All dwelling units by occupancy and tenure					All dwelling units by condition and plumbing facilities			Occupied dwelling units			Contract monthly rent ¹		Value ² of one-dwelling-unit structures	
		Total	Owner occupied	Renter occupied	Vacant non-seasonal not dilap., for rent or sale	Other vacant and non-resident	Number reporting	No private bath or dilap.	No running water or dilap.	Total	Persons per room		Number reporting	Average monthly rent (dollars)	Number reporting	Average value (dollars)
											Number reporting	1.51 or more				
1	103	26	25	1		26			26	26				23	17,195	
	104	30	27	2	1	30			29	29				25	18,320	
	105	10	10			10			10	10				10	21,800	
	106	4	4			4			4	4				3	12,333	
	107	15	13	2		15			15	15				11	12,590	
	108	44	33	10	1	44	1	1	43	42			27	13,122		
	109	75	66	9		73	1	1	75	75	1	1	57	13,359		
	110	12	11	1		12			12	12			11	19,318		
	2	1	4	4			4			4	4				3	26,833
		2	10	9	1		10			10	10				6	16,416
		3	24	22	2		24			24	23			18	16,805	
4		6	2	4		6			6	6				2	11,337	
5		41	34	6	1	41	2	1	40	39			32	14,184		
6		22	22			22			22	22				19	12,562	
7		17	16	1		17			17	17				15	14,700	
8		15	15			15			15	15				15	12,562	
9		26	23	2		26			25	25				21	14,700	
10		3	3			3			3	3				2	13,271	
11		15	14			15			14	14				12	18,916	
12		9	9			9			9	9				9	18,166	
13		1														
14		37	33	3		37	4		36	35			3	51.66	28	15,339
15		42	40	2		42			42	39			20	51.66	34	12,485
16		33	29	3	1	33			32	32			21	51.66	21	11,704
17		52	49	3		52	1		52	52			22	51.66	41	11,773
18		45	39	5	1	45			44	44			22	51.66	31	12,370
19		35	33	2		35			35	35			27	51.66	27	13,470
20		48	46	2		48			48	47			40	51.66	40	13,887
21		41	36	5		41			41	39			3	66.00	31	12,274
22		41	37	4		41			41	40	1		3	75.00	32	12,800
23		38	36	2		38			38	38			3	66.00	31	13,354
24		48	42	6		48			48	48			5	50.83	36	11,930
25		25	23	2		25			25	25			1	66.00	18	12,583
26		1				1			1	1						
27		26	10	16		26			26	26			16	80.12	9	19,722
28		45	30	14		45			44	43			14	80.07	23	12,752
29		19	19			19			19	19					17	16,705
30		21	19			20	1	1	19	19					14	13,678
31		41	36	4		40			40	39			4	65.00	26	13,307
32		27	27		1	27			27	27					21	13,071
33		29	25	4		29	2		29	29			4	75.00	20	13,750
34		16	16			16			16	15					13	15,500
35		30	27	2		29			29	28					20	12,360
36		48	47	1		48			48	48					43	13,658
37		38	38		1	38			38	38					44	14,144
38		42	42			42			42	42					38	12,705
39		44	44			44			44	44					40	13,112
40		48	45	3		48			48	48			2		38	15,644
41		43	42	1		43	1		43	42					32	14,418
42		25	25			25			25	25			1		21	13,280
43		27	20	7		27			27	27					14	13,578
44		32	29	3		31	2	2	32	30			7	63.28	20	15,940
45		2				2			2	2						
46		48	45	3		48			48	47			3	61.00	33	12,872
47		33	25	8		33			33	33					19	13,263
48		25	22	3		25			25	24					14	13,642
49		41	38	3		41	1		41	40					35	13,642
50		45	43	2		45	1	1	45	44					40	13,872
51		42	41	1		41	2	1	42	40					37	12,716
52		29	28	1		29			29	29					23	12,195
53		25	23	1		25			24	24			1		18	13,677
54		15	15			15			15	15					12	18,500
55		54	49	5		54			54	54			3	75.00	40	12,327
56		19	18	1		19			19	19					11	14,681
57		13	12	1		13			13	13					11	16,272
58		13	12	1		13			13	13					11	16,790
59		29	25	4		29			29	29			4	66.50	23	14,586
60		10	10			10			10	10					7	15,714
61		23	19	3		23	1		22	22			2		18	17,083
62		20	19	1		20			20	20			1		18	15,250
63		15	15			15			15	15					12	16,666
64		26	25	1		26			26	26					18	17,286
65		17	17			17			17	17			1		15	13,266
66		18	16	2		18			18	18					14	15,571
67		34	32	1		33			33	33			2		23	13,191
68		56	53	3		55	1		55	55			2		47	12,995
69		29	28	1		29			29	29					24	12,562
70		48	46	2		48			48	48	1		2		38	12,263
71		42	36	6		42			42	42			6	50.66	28	11,203
72		25	25			25			25	25					20	13,375
73		33	31	2		33			33	33			1		24	12,625
74		48	48			48			48	48					44	11,872
75		9	9			9			9	9					7	15,714
76		12	11		1	12			11	11					11	16,409
77		25	23	2		24			25	24			2		16	15,625

¹For renter - occupied dwelling units and vacant nonseasonal not dilapidated units, for rent.
²For owner - occupied dwelling units and vacant nonseasonal not dilapidated units, for sale only.

Table 3.—CHARACTERISTICS OF HOUSING FOR CENSUS TRACTS, BY BLOCKS: 1950—Con.

Census tract	Block	All dwelling units by occupancy and tenure					All dwelling units by condition and plumbing facilities			Occupied dwelling units			Contract monthly rent ¹		Value ² of one-dwelling-unit structures		
		Total	Owner occupied	Renter occupied	Vacant non-seasonal not dilap., for rent or sale	Other vacant and non-resident	Number reporting	No private bath or dilap.	No running water or dilap.	Total	Persons per room		Occupied by non-white	Number reporting	Average monthly rent (dollars)	Number reporting	Average value (dollars)
											Number reporting*	1.51 or more					
2	81	39	30	8		1	39	2		38	38		7	6 5.00	25	18 320	
	82	50	24	26			50			50	50		26	5 4.84	18	12 505	
	83	44	35	8		1	44			43	43		7	5 7.85	31	12 264	
	84	37	33	4			36			36	36		2		26	12 773	
	85	28	25	1		2	28			26	26		1		23	13 456	
	86	35	33	2			35			35	35		2		25	13 508	
3	1	10	7	2		1	9	9	5	9	9	4	2		6	2 083	
	2	1															
	4	12	9	1	1	1	11	1		10	10	1			9	9 833	
	5	8	7	1			8	2		8	8				4	10 500	
	6	1															
	7	3	2		1		3	2		2	2				3	9 333	
	8	9	7	2			9	2		9	9		2		7	7 785	
	9	3	2			1	2	1	1	1	1				2		
	10	11	10	1			10	1	1	11	11		1	1	8	8 875	
	11	21	16	4		1	18	6		20	19	1	2		13	8 384	
	12	9	6	1		2	7	1	1	7	7		1	1	8	7 300	
	13	8	8				7	5	1	8	8	2			5	5 900	
	14	10	6			4	6	2	1	6	6	1			10	8 590	
	15	12	2	1		9	4	7	2	1	3	3		1	11	8 827	
	16	9	8				8			8	8				8	8 637	
	17	1 37	1 15	22			125	13	3	137	134	1	15	5 4.73	100	9 452	
	18	18	16				16	2		16	16				16	8 850	
	19	23	18			2	18	1		20	20				23	8 739	
	20	24	20			1	20	2		16	16	1			23	8 413	
	21	16	16			2	16	1		16	16				17	8 500	
	22	17	16	1			14	1		17	17	1			13	15 538	
	24	2															
	25	11	11				11			11	11				8	8 762	
	27	15	14	1			15	1		15	15		1		10	8 820	
	28	15	10	4		1	13			14	14		2		9	10 166	
	29	11	10	1			11			11	11		1		8	8 275	
	30	8	8				8	1		8	8				7	9 428	
	31	17	16	1			17	1		17	17		1		15	8 953	
	32	2															
	34	1															
	35	16	13	3			14			16	16		3	4 8.33	11	8 054	
	36	17	15	1		1	17			16	16		1		13	6 992	
	37	3 48	2 97	4	1	46	336	10	4	301	297	2			275	10 070	
	38	12	11	1			12			12	12		1		9	9 333	
39	3	2	1			3	2	2	3	3				1			
40	28	22	4		2	26	2		26	26		3	7 1.66	20	6 985		
41	23	22	1			22		1	23	23		1		19	6 031		
42	28	26	2			27	1		28	27		1		22	6 672		
43	23	22	1			22	1		23	23				20	6 465		
44	16	15	1			16	3		16	16		1		13	5 423		
45	14	10	4			14	1		14	14		4	4 3.75	9	5 388		
46	22	22				22	2		22	22	1			21	5 480		
47	1																
48	6	6				6			6	6				6	9 416		
49	39	37	2			38	1	1	39	39		2		33	8 554		
50	63	59	4			59	12	8	63	63	5	1	2	54	7 175		
51	13	13				13			13	13				13	5 384		
52	7	7				7	1	1	7	7				7	6 714		
53	11	9	2			10			11	10	1			9	6 833		
54	26	24	2			24	4	1	26	26	2			24	5 633		
55	15	11	4			15	3		15	15		3	3 8.33	10	6 520		
56	3	2	1			3			3	3		1		2			
4	1	17	12	5		15			17	17		5	3 9.60	11	15 000		
	2	46	37	8		45	1	1	45	45		7	6 2.85	29	14 913		
	3	66	61	5		66	2	1	66	65		5	5 0.00	55	16 490		
	4	26	8	18		26			26	26		18	5 4.61	5	13 400		
	5	51	35	15		51	3	2	50	47		14	4 4.35	27	10 537		
	6	39	36	3		38			39	39		3	3 5.00	34	10 132		
	7	36	31	5		36	2		36	36		5	6 4.20	25	11 740		
	8	29	25	4		28			29	28		4	6 1.25	21	13 428		
	9	28	23	5		28	1		28	28		5	6 2.00	15	9 726		
	10	49	32	17		49	2	2	49	48		17	4 2.94	23	9 978		
	11	37	27	10		36	2	2	37	36		10	4 5.70	21	10 285		
	12	72	54	18		69	6	6	72	70		18	5 4.38	42	14 033		
	15	81	59	21		75	2	1	80	75		19	5 2.26	48	14 979		
	16	49	22	27		48	1		49	49		24	6 0.75	18	13 500		
	17	9	9			9			9	9				8	12 937		
	18	16	16			15	1		16	15				13	9 946		
	19	37	21	16		37	1	1	37	37		15	4 5.13	16	12 968		
	20	39	18	21		37			39	38		20	5 1.80	13	14 615		
	21	14	5	9		14			14	14		9	5 2.77	3	18 333		
	22	69	48	18		64			66	63		18	5 5.00	43	15 983		
23	29	25	4		28			29	28		2		24	14 929			
24	17	16	1		17			17	17		1		14	18 035			
25	11	10	1		11	1		11	10				8	10 437			
26	8	8			8			8	8				8	14 812			

¹For renter - occupied dwelling units and vacant nonseasonal not dilapidated units, for rent.
²For owner - occupied dwelling units and vacant nonseasonal not dilapidated units, for sale only.

HOUSING—BLOCK STATISTICS

Table 3.—CHARACTERISTICS OF HOUSING FOR CENSUS TRACTS, BY BLOCKS: 1950—Con.

Census tract	Block	All dwelling units by occupancy and tenure					All dwelling units by condition and plumbing facilities			Occupied dwelling units			Contract monthly rent ¹		Value ² of one-dwelling-unit structures		
		Total	Owner occupied	Renter occupied	Vacant non-seasonal not dilap., for rent or sale	Other vacant and non-resident	Number reporting	No private bath or dilap.	No running water or dilap.	Total	Persons per room		Occupied by non-white	Number reporting	Average monthly rent (dollars)	Number reporting	Average value (dollars)
											Number reporting	1.51 or more					
4	27	18	17	1		17			18	17					15	13,600	
	28	94	69	25		90	1	1	94	90			1	58.20	47	10,931	
	29	70	28	41	1	70	1		69	69		2	39	41.56	17	8,988	
	30	11	10	1		11			11	11			1		10	9,700	
	31	16	14	2		16			16	16			2		11	9,409	
	32	97	40	56	1	97	9	3	96	96			54	37.59	32	8,887	
	33	51	31	20		50			51	50		1	20	43.20	25	10,916	
	34	50	42	8		50	2	2	50	50			6	52.66	34	9,552	
	35	117	51	63		115	4	4	114	112			61	43.59	34	8,735	
	36	109	55	54		107	6	2	109	107	1	2	49	42.65	34	8,611	
	37	12	8	4		12			12	12			4	50.75	7	10,142	
	38	1															
	39	12	7	5		12	2		12	12			5	50.40	3	6,000	
	40	151	72	76	2	147	1	1	148	145			71	42.39	45	7,777	
	41	88	66	20	1	88			86	84			19	53.94	54	10,114	
	42	72	60	12		72	1	1	72	72			11	49.81	48	9,464	
	43	63	19	43	1	62			62	62			40	43.77	14	8,928	
	44	48	21	27		48	2	2	48	47			27	43.11	16	9,406	
	45	19	1	18		18			19	19			18	57.33	1		
	46	79	16	62		79	1		78	78			62	46.04	10	11,700	
	47	79	12	67		79	1		79	77			65	43.33			
	48	112	12	100		112	2	2	112	112			99	49.24	2		
	49	33	3	30		33			33	32			30	53.46			
	50	8	4	5		8	1	1	8	8			4	37.50			
	51	4	4	4		4			4	4			4	38.75			
	52	3	2	2		3			3	2			1				
	53	31	6	25		27			31	26			22	51.86	2		
	54	20	1	18	1	20			19	17			19	44.05			
	55	18	12	5	1	17			17	16			5	43.60	12	11,958	
	57	30	21	9		30	1	1	30	29			7	54.00	16	15,906	
	58	7	6			7			6	6					6	14,083	
	59	2			1												
	60	8	8			8			8	8					6	13,166	
	61	17	15	1	1	16			16	15			1		15	17,386	
	62	44	41	3		44			44	44			3	57.66	38	12,684	
	63	30	19	10	1	30			29	28			10	59.60	17	12,823	
	64	38	22	16		38			38	38			16	49.81	16	9,687	
	65	29	21	8		29			29	28			8	45.62	18	9,777	
	66	13	10	3		13			13	12			3	70.00	9	9,477	
	67	19	19			19			19	19					13	8,923	
	68	19	18	1		19			19	19					13	9,907	
	69	32	23	9		31	1		32	31			9	44.00	19	10,026	
	70	33	18	14	1	32			32	32			14	51.50	15	10,066	
	71	24	20	4		24			24	24			3	43.33	20	10,175	
5	1	24	23	1		23			24	23					18	10,333	
	2	34	20	14		34	1		34	34					16	10,031	
	3	30	20	10		30	1	1	30	30			12	45.50	11	9,663	
	4	27	21	6		26			26	27			9	42.33	11	9,663	
	6	23	18	4		23			23	22			4	47.00	18	9,972	
	7	27	24	3	1	23			26	25			4	57.75	16	10,718	
	8	36	17	19		36			27	25			2		21	11,419	
	9	23	17	6		23	2	2	23	23		1	19	50.26	17	11,735	
	10	24	21	3		23			23	23			4	52.75	14	11,892	
	11	24	18	5	1	22		2	24	24			3	47.00	19	10,605	
	12	22	18	4		22			23	23	1		4	45.00	14	9,664	
	13	30	24	6		29			29	29			3	61.66	17	9,588	
	14	29	22	7		29			29	30			4	56.25	19	10,510	
	15	25	25			25			25	28			6	58.83	20	10,100	
	16	26	24	2		26		2	26	25			6	58.83	22	9,463	
	17	27	21	6		27		2	26	26			2		19	10,926	
	18	33	19	14		33			27	27		1	6	48.00	15	11,000	
	19	25	18	7		25			33	32			13	44.76	15	9,566	
	20	28	23	5		28			25	25			4	55.75	15	8,933	
	21	32	23	9		32			28	28			5	44.60	19	10,368	
	22	28	23	5		28	1		32	32	1		9	38.88	19	9,657	
	23	29	15	14		28		1	28	27			4	43.75	19	10,473	
	24	16	13	3		16	2	2	29	28			13	40.15	11	11,545	
	25	29	19	9		29			16	16		1	3	40.00	10	9,850	
	26	26	19	7	1	26			28	27			8	42.37	14	9,464	
	27	31	13	18		26			26	26			7	49.42	18	9,722	
	28	28	20	8		27			31	31			18	42.33	12	9,550	
	29	25	21	4		24	2	2	28	28		1	8	42.12	19	9,394	
	30	24	16	8		24			25	25			2		13	9,384	
	31	20	16	4		20			24	23			8	50.00	10	13,700	
	32	11	10	1		11			20	20			3	48.33	16	9,518	
	33	55	34	20		55			11	11			1		4	10,500	
	34	16	9	7	1	15	1	1	54	54			20	70.65	28	13,635	
	35	117	70	39		104	4	2	16	16			7	49.28	7	11,428	
	36	57	41	15	1	54			109	108	1		37	41.70	44	9,277	
	37	45	26	19		44			56	54			15	38.13	31	8,300	
	38	51	21	30		51	2	3	45	45			17	39.76	19	8,757	
	39	52	31	21		52		1	51	51			29	46.68	13	7,307	
	40	39	26	13		39			52	51			21	49.19	23	9,413	
	41	31	13	17	1	30		2	39	39			11	46.36	22	7,840	
	42	223	5	218		223	4	2	223	220	3		213	58.24	1	6,600	

¹For renter - occupied dwelling units and vacant nonseasonal not dilapidated units, for rent.
²For owner - occupied dwelling units and vacant nonseasonal not dilapidated units, for sale only.

Table 3.—CHARACTERISTICS OF HOUSING FOR CENSUS TRACTS, BY BLOCKS: 1950—Con.

Census tract	Block	All dwelling units by occupancy and tenure					All dwelling units by condition and plumbing facilities			Occupied dwelling units			Contract monthly rent ¹		Value ² of one-dwelling-unit structures	
		Total	Owner occupied	Renter occupied	Vacant non-seasonal not dilap., for rent or sale	Other vacant and non-resident	Number reporting	No private bath or dilap.	No running water or dilap.	Total	Persons per room		Number reporting	Average monthly rent (dollars)	Number reporting	Average value (dollars)
											Number reporting	1.51 or more				
5	43	136	1	135		136	1	1	136	135	1	131	62.56			
	44	59	2	57		57			59	57		56	71.48			
6	1	35	27	8		35	2		35	35	1	8	42.87	22	7.522	
	2	46	29	17		46			46	45		15	49.40	23	9.260	
	3	32	23	9		32	3	1	32	32		9	52.77	18	14.483	
	4	16	15	1		16			16	16		1		12	11.125	
	5	7	3	4		7			7	7		3	45.00	3	7.166	
	6	47	20	26		45		1	46	46		25	44.68	9	9.111	
	7	12	7	4		11			11	11		4	54.50	6	11.333	
	8	28	20	8		28			28	28		7	40.14	5	9.440	
	9	17	6	11		17			17	15		8	39.50	3	12.500	
	10	32	18	14		32			32	32		14	43.00	8	8.750	
	11	53	20	33		53	1	1	53	52	1	33	42.21	12	6.833	
	12	39	16	23		39	3	1	39	39		23	44.08	12	5.866	
	13	54	12	42		54	1		54	54		40	44.30	8	7.000	
	14	5	2	3		5			5	5		3	42.33	2		
	15	17	6	11		16	1	1	17	16	2	10	34.40	4	51.25	
	16	57	11	46		57	4		57	57		46	36.50	7	6.771	
	17	40	13	25		38	8	6	38	38	1	25	34.80	9	5.644	
	18	44	19	24		43	3	3	43	43		23	37.82	9	8.611	
	19	56	11	43		54	5	1	54	52	1	41	39.70	6	6.583	
	20	34	6	27		31	6	1	33	32		27	28.74	3	8.000	
	21	35	13	21		34	1		34	34		21	44.52	6	10.000	
	22	30	15	14		29	7	6	29	29		13	33.92	12	51.83	
	23	53	16	37		51	10	9	53	53	1	35	38.82	9	8.033	
	24	28	14	13		28	2		27	27		10	36.30	8	5.437	
	25	23	17	6		22	2		23	23		4	44.25	16	8.287	
	26	18	9	9		18			18	18		9	31.00	4	29.500	
	27	25	10	13		25			23	22		12	32.58	4	8.000	
	28	25	9	16	1	24	2	2	25	23	1	16	39.68			
	29	22	8	13		21	1	1	21	20		11	35.18	2		
	30	50	26	24		50	1		50	48		23	53.04	16	6.781	
	31	49	29	20		45	1		49	45	1	17	48.00	21	9.038	
32	54	31	23		51	4	1	54	50	1	22	47.40	18	8.266		
33	50	35	15		50	1		50	48		15	42.46	26	8.326		
34	22	12	10		22	3	2	22	22		10	43.50	4	7.125		
35	40	12	26	1	39			38	38		26	37.53	6	8.583		
36	46	10	36		45	1	1	46	44		35	41.60	6	5.266		
37	28	10	17		26	1	1	27	26		16	43.93	3	7.666		
38	12	3	9		12			12	12		9	37.00	1			
39	49	15	34		49	2	1	49	48	1	34	43.20	4	6.750		
40	28	11	17		27	4	2	28	28		16	50.87	6	8.500		
41	21	12	9		21	1	1	21	20		8	38.00	9	7.666		
42	4	2	2		4			4	4		1		2			
43	17	2	15		17	11		17	17	3	15	59.80	1			
44	41	12	29		41			41	41		29	43.03	5	8.000		
46	12	4	8		12	1		12	12		7	34.28	4	6.125		
47	14	8	6		13	1	1	14	13		6	41.00	6	8.500		
48	6	3	3		6			6	6		3	33.66	2			
49	8	7	1		8			8	8		1		5	7.300		
50	22	8	14		22	4	4	22	22		13	35.92	1			
51	24	4	20		24	5	5	24	24	1	20	37.30	2			
52	19	10	8		18	2		18	17		8	36.00	8	6.800		
53	14	4	10		14			14	14		10	39.80				
54	23	13	9		21	3		22	20	2	8	36.50	11	6.981		
55	41	14	26		40			40	39		25	42.88	5	7.900		
56	44	14	29		41	1	1	43	41		27	45.88	10	7.900		
57	26	19	7		26	4	4	26	26	1	5	49.00	15	9.133		
58	31	18	13		31	4		31	31	2	13	39.38	8	7.062		
59	43	10	33		42			43	43		33	32.69	5	8.660		
60	23	13	10		23	1		23	22		10	31.10	9	6.611		
7	1	12	10	2		11	2		12	11		2		7	7.700	
	2	19	19			19			19	18				18	8.188	
	3	18	18			17			18	17	1			16	7.250	
	4	36	33	3		36	4	1	36	36		3	60.00	27	6.737	
	5	50	46	3	1	47	3	2	49	48	1	2		45	6.793	
	6	1														
	7	34	29	5		34	1	1	34	31		4	44.50	27	6.637	
	8	71	63	8		70	5	3	71	70	1	6	34.16	62	7.248	
	9	24	24			24			24	24		23		23	8.821	
	10	23	20	3		23			23	23		2		19	8.457	
	11	13	12	1		13	1		13	13				11	8.700	
12	48	41	5	2	46	1	1	46	46	1	5	81.00	41	8.417		
13	7	7			7			7	7		1		7	9.100		
14	31	23	7	1	30	1		30	29	1	7	39.42	23	8.504		
15	5	4	1		5			5	5		1		4	6.800		
16	41	35	4		38	2	2	39	38	1	3	65.00	35	6.400		
17	25	21	4		24	1		25	24		4	29.75	19	7.042		
18	21	20	1		21			21	21		1		19	6.978		
19	40	37	3		40			40	40	1	3	52.66	34	7.005		
20	31	30	1		31	2		31	30				28	8.414		
21	29	27	2		28			29	29	1	1		24	8.295		

¹For renter - occupied dwelling units and vacant nonseasonal not dilapidated units, for rent.
²For owner - occupied dwelling units and vacant nonseasonal not dilapidated units, for sale only.

HOUSING—BLOCK STATISTICS

Table 3.—CHARACTERISTICS OF HOUSING FOR CENSUS TRACTS, BY BLOCKS: 1950—Con.

Census tract	Block	All dwelling units by occupancy and tenure					All dwelling units by condition and plumbing facilities			Occupied dwelling units			Contract monthly rent ¹		Value ² of one-dwelling-unit structures		
		Total	Owner occupied	Renter occupied	Vacant non-seasonal not dilap., for rent or sale	Other vacant and non-resident	Number reporting	No private bath or dilap.	No running water or dilap.	Total	Persons per room		Occupied by non-white	Number reporting	Average monthly rent (dollars)	Number reporting	Average value (dollars)
											Number reporting	1.51 or more					
7	22	31	30	1		31	2		31	31					27	6588	
	23	25	23	2		25			25	24					18	7594	
	24	40	38	2		40			40	40			2		35	7880	
	25	34	33	1		34			34	34			1		32	9034	
	26	13	11	2		13			11	11					13	7000	
	27	6	6		2	6			6	5					6	6933	
	30	29	26	3		29			29	29			3	43.66	26	7261	
	31	13	12	1		13			12	12					13	6915	
	32	10	9	1		10			9	9					10	6760	
	33	2				2											
	34	26	15	11		26	1		26	26			10	29.60	13	7153	
	35	9	7	2		9			9	9	1		2		7	7400	
	36	22	20	2		22	2		22	22					18	7300	
	37	32	29	3	1	32			31	30	1		2		25	7420	
	38	21	16	4	1	21		1	20	20			3		15	6706	
	39	43	38	5		43	1	1	43	42			5	28.33	32	6115	
	40	45	39	6		45			45	44			5	33.80	32	6115	
	41	27	22	5		27			27	27	1		6	37.16	33	6139	
	42	40	37	3		40			40	40			4	36.00	22	6190	
	43	26	24	2		26			26	26			2		35	8228	
													2		19	10121	
	44	26	24	2		26	2		26	26	2		2		22	8286	
	45	24	18	6		24	1	1	23	22			5	36.40	15	7040	
	46	13	10	3		13		1	13	13			3	33.66	8	6687	
	47	25	19	6		25			25	25			6	43.83	18	6955	
	48	21	18	3		21		2	20	20			1		17	7329	
	49	23	20	3		23			23	23	1		3		19	7126	
	50	26	22	4		26			26	26			4	43.33	19	7126	
	51	16	12	4		16			16	16	2		4	60.00	18	10305	
	52	22	15	7	1	22			15	14			4	30.00	10	5380	
	53	20	15	5	1	20			19	18	1		4	30.75	10	7110	
									19	18	1		5	35.60	11	5463	
	54	38	31	6		38		1	38	37			5	42.80	26	6623	
	55	12	9	3		12	4		12	12	1		3	58.33	5	7960	
	56	13	9	4		13	5		13	13			3	36.66	6	5916	
	57	12	11	1	1	12			11	11			1		10	7940	
	58	33	29	4		33			33	32	2		4	71.25	26	7930	
	59	29	28	1		29			29	29			1		27	7848	
	60	26	24	2		26		1	26	25			1		22	7763	
	61	20	19	1		20			20	20			1		17	7276	
	62	19	17	2		19			19	18	1		1		15	6973	
	63	15	12	3		15	2	1	13	13			1		10	6310	
	64	25	23	2		25			25	25			2		21	7352	
	65	28	27	1		28			28	28			1		25	9812	
	66	15	15			15	2		15	15			1		12	7233	
	67	12	11	1		12			12	12			1		9	9533	
	68	12	11	1		12			11	11			1		9	8900	
	69	13	13			13			13	13					11	9318	
	72	26	18	8		26		1	26	25			8	40.87	14	8235	
	73	41	31	10	1	41		2	40	38			10	56.90	24	8037	
	74	59	34	25	3	59		2	56	56			21	38.90	26	7684	
	75	37	35	2		37		1	37	37			1		34	9300	
	76	13	12	1		13			12	12							
	77	6	5	1		6			5	5					10	10260	
	78	6	6			6			6	6					5	9900	
	79	5	5			5			5	5					6	9850	
	80	6	6			6			6	6					4	9875	
	81	6	6			6			6	6					6	9966	
	82	36	29	6	1	36		2	35	35			2		3	9533	
	83	4	4			4		1	4	4			2	63.00	26	7411	
	84	3	2	1		3		2	3	3			1		3	6666	
	85	7	4	3		7		3	6	6			3	34.00	1	2666	
	86	4	4			4			4	4					4	3125	
	88	12	3	9		12	3	3	4	4					4	3125	
	89	10	8	2		10			10	10			7		1		
	90	12	8	4		12		5	10	10			2	31.14	6	4666	
	91	7	6	1		7		3	12	11	3		2		6	4400	
	92	14	12	2		14		3	7	7			1		4	4450	
	94	49	31	18	1	49		6	13	13			6	48.33	6	4833	
	95	30	22	8	7	30		1	42	42			11	34.36	26	7673	
	96	21	19	2	2	21		3	28	28			5	40.80	18	7372	
	97	99	60	38		99		3	21	21			2		13	8330	
									98	95			38	40.73	34	9544	
	98	24	23	1		24			23	23			1		19	9094	
	99	28	24	4		28			28	28			12	51.00	12	8875	
	100	41	20	21		41			40	40			18	54.61	3	11733	
	101	24	20	4		24			24	24			4	52.00	15	8600	
	102	27	21	6		27			27	27			6	42.00	15	8800	
	103	33	21	12		33	6	1	33	33			6	41.41	16	8887	
	104	26	16	10	5	26			21	21			12	59.00	18	8633	
	105	22	19	3		22		3	21	21			5		14	9342	
	106	47	35	12		47		3	47	47			2		14	9342	
	107	53	32	21		53		1	53	52			12	41.75	29	8724	
													21	44.28	26	9103	
	108	38	28	10		38			38	38			9	61.77	21	8466	
	109	10	7	3		10			10	10					10	9260	
	110	10	10			10			10	10			3	56.66	6	9250	
	111	21	14	7	1	21			20	20			7	47.57	8	8500	
	112	31	12	19		31		1	31	31			18	34.88	5	8140	
	113	21	13	8		21			21	21			8	51.37	9	6944	
	114	49	32	16		49		2	48	48			16	40.75	22	8463	

¹For renter - occupied dwelling units and vacant nonseasonal not dilapidated units, for rent.²For owner - occupied dwelling units and vacant nonseasonal not dilapidated units, for sale only.

Table 3.—CHARACTERISTICS OF HOUSING FOR CENSUS TRACTS, BY BLOCKS: 1950—Con.

Census tract	Block	All dwelling units by occupancy and tenure					All dwelling units by condition and plumbing facilities			Occupied dwelling units			Contract monthly rent ¹		Value ² of one-dwelling-unit structures	
		Total	Owner occupied	Renter occupied	Vacant non-seasonal not dilap., for rent or sale	Other vacant and non-resident	Number reporting	No private bath or dilap.	No running water or dilap.	Total	Persons per room		Number reporting	Average monthly rent (dollars)	Number reporting	Average value (dollars)
											Number reporting	1.51 or more				
7	1115	42	33	9		41			42	41		8	37.00	29	8586	
	1117	7	6	1	1	7			6	6		1		6	8916	
	1119	14	12		1	14			13	13		1		11	7972	
	1120	52	43	1	1	52	1		49	49	2	5	36.00	35	8611	
	1121	39	20	18	1	39	4		38	37		19	39.78	18	8921	
	1200	23	10	13		23	1		23	23		13	36.23	18	10850	
	1201	20	15	5		20			20	20		5	47.00	12	8611	
	1202	21	19	2		21			21	21		2		15	8840	
	1203	19	18	1		19			19	19		1		14	8507	
	1204	19	17	2		19			19	19		2		17	9488	
	1205	38	36	2		38			38	38		2		32	9284	
	1206	20	19	1	1	20			19	19		6	44.00	11	9994	
	1207	28	25	3		28			28	28		3	36.66	21	9928	
	1208	34	17	17		34			34	33		14	39.92	11	10464	
	1209	25	14	11		25	1		25	25		11	42.81	11	9081	
	1210	30	28	2		30	1		28	28		1		24	8155	
	1300	31	28	3	2	31			30	30		1		6	6942	
	1301	51	29	22	1	51			50	50		20	34.90	14	6942	
	1302	55	30	25		55			55	54		25	35.64	19	9315	
	1303	22	12	10		22			22	20		9	36.77	5	8300	
1305	57	38	19		57			57	56		19	34.21	17	9870		
1306	19	15	4		19			19	19		4	31.25	13	8923		
1307	39	30	9		39			39	39		9	35.22	25	7797		
1308	9	8	1		9	4	3	9	9		1		4	4377		
1309	11	10	1		11	2	2	11	11		1		10	5322		
1400	19	16	3		19	2	2	17	17	1	2		10	5800		
1401	27	17	8	1	26	4	1	25	25		7	33.57	13	6715		
8	1323	7	5	2		7			7	6		1		4	11000	
	1118	10	7	3		10	1	1	11	11		1		9	12533	
	1119	38	31	7		38	2		38	35	1	5	42.60	25	13433	
	1120	1	1			1			1	1		1		6	9576	
	1121	15	13	2	1	15	1	1	14	14		1		13	9915	
	1122	21	20	1	1	21			20	20		1		19	10021	
	1123	21	19	2		21			20	20		2		19	10215	
	1124	20	17	3		20	2		20	20		1		15	10853	
	1125	21	20	1		21			20	20		1		19	10094	
	1126	31	31			31			31	31				27	8718	
	1127	26	23	3		26	1		26	26		3	42.66	22	8468	
	1128	21	18	3		21			20	20		2		16	8656	
	1129	6	4	2		6			6	6	1	3		3	11000	
	1130	24	22	2		24			24	24		2		6	10250	
	1131	20	20			20			20	20				20	12295	
	1132	20	20			20			20	20				20	10960	
	1133	19	19			19			19	19	1	1		18	11350	
	1134	9	8	1		9			9	9		1		7	11071	
	1135	21	1	20		21			21	21				5	6560	
	1136	26	2	24		26	7	2	26	26	2	5	30.00	19	6500	
1137	11	10	1		11	1		11	11		3	58.00	8	9487		
1138	5	5			5			5	5		5		5	11160		
1139	17	14	3		17			17	17		3	55.33	12	11016		
1140	1	1			1			1	1		1		22	9827		
1141	27	24	3	1	27	1		26	26		7	55.42	17	8964		
1142	30	28	2		30	5	1	30	29		7	29.28	17	5635		
1143	32	35	1	1	32			32	32	1	11	41.90	29	6148		
1144	45	43	2		45	15	1	45	45	1	14	30.57	24	6400		
1145	26	26			26	6	1	26	25	2	8	34.37	16	6850		
1146	24	24			24			24	23		1		20	8490		
1147	28	27	1		28			27	27		1		22	9568		
1148	20	20			20			20	20				18	11416		
1149	29	25	4	3	29	1		25	25		3		27	12648		
1150	14	14			14			14	14		3	58.00	11	18000		
1151	26	15	11		26			26	26		11	58.81	14	9785		
1152	45	35	10		41	4	3	45	43	1	7	62.42	31	8080		
1153	14	11	3		14			14	14	1	2		9	6733		
1154	27	23	4		24	4	4	24	24		1		21	11476		
1155	11	10	1		11			10	10				7	14071		
1156	10	9	1		10			9	9				10	11890		
1157	16	16			16			16	16				13	12561		
1158	19	17	2		19	4		19	19		2		13	13615		
1159	8	8			8			8	8				6	16000		
1160	19	15	4		19			19	19		4	45.00	13	10830		
1161	17	12	5		17	2	1	17	17		4	59.50	10	6930		
1162	23	20	3		23			23	23	2	3	38.33	17	9300		
1163	16	5	11		16	6		16	15	1	11	32.72	4	8750		
1164	18	15	3		17			18	17		3	37.00	12	11833		
1165	18	15	3		17	1	1	18	17				12	12466		
1166	13	11	2		13			12	12				12	10025		
1167	14	11	3		14	1	1	14	16				12	12750		
1168	10	12	2		10			10	13				10	8550		
1169	9	7	2		10			10	10		1	35.66	4	7400		
1170	9	6	3		9	1		9	8		3	42.00	4	8625		

¹For renter - occupied dwelling units and vacant nonseasonal not dilapidated units, for rent.
²For owner - occupied dwelling units and vacant nonseasonal not dilapidated units, for sale only.

HOUSING—BLOCK STATISTICS

Table 3.—CHARACTERISTICS OF HOUSING FOR CENSUS TRACTS, BY BLOCKS: 1950—Con.

Census tract	Block	All dwelling units by occupancy and tenure					All dwelling units by condition and plumbing facilities			Occupied dwelling units			Contract monthly rent ¹		Value ² of one-dwelling-unit structures		
		Total	Owner occupied	Renter occupied	Vacant non-seasonal not dilap., for rent or sale	Other vacant and non-resident	Number reporting	No private bath or dilap.	No running water or dilap.	Total	Persons per room		Occupied by non-white	Number reporting	Average monthly rent (dollars)	Number reporting	Average value (dollars)
											Number reporting	1.51 or more					
8	64	26	25	1		26			26	26			1		23	7943	
	65	14	11	2		13			13	13			2		9	7833	
	66	26	25	1		26	1	1	26	25			1		21	6747	
	67	25	23	2		25			25	25			2		22	8986	
	68	34	29	5		32	2	2	34	33			4	3225	20	7490	
	69	33	27	6		29	1		33	32	1		4	3950	22	11272	
	70	37	24	13		36	3		37	37	1		4	4323	14	8000	
	71	4		3		3	2	2	3	3			3	3533			
	72	9	7	2		9			9	9			2		4	7500	
	73	3				3	1	1	3	3					2		
	74	17	11	6		17	2	1	17	17	1		5	4240	8	5375	
	75	8	6	2		8			8	8			1		3	6833	
	76	46	29	15	1	43	3		44	43	1		13	4300	24	6795	
	77	46	23	22		43	6		45	44			17	4294	13	7730	
	78	30	25	4		29	3		29	29			4	3825	25	7460	
	79	34	27	7		31			34	31			6	4550	23	7513	
	80	26	19	7		25	2	2	26	26	1		7	2828	14	7107	
	81	22	20	2		22	1	1	22	22	1		1		15	6900	
	82	19	15	4		19	3		19	19			3	2933	10	8050	
	83	21	21			21			21	21	1				21	8176	
9	1	64	53	11		62	2		64	63			11	4863	48	6204	
	2	13	6	7		13			13	13			7	4285	5	7900	
	3	38	16	22		38	2		38	38			20	3805	9	9666	
	4	26	16	10		26	3		26	25	1		8	3800	9	9222	
	5	37	28	8		36	5		36	36	1		8	4400	18	8133	
	6	24	19	3	1	24		1	24	22			3	5666	17	6864	
	7	23	17	6	1	23	3		23	22			5	3100	13	6984	
	8	17	16	1		17	1		17	17			5		14	6892	
	9	30	27	2		29	3		29	29			2		27	12492	
	10	66	63	3		65	2	1	66	66	1	1	2	4533	57	11384	
	11	21	18	3		21	4		21	20			3	2166	16	7762	
	12	20	17	3		19	1	1	20	20			3	3833	16	7093	
	13	31	23	8		31			31	31			6	3716	18	7622	
	14	21	18	3		18			21	21			2		17	7117	
	15	35	30	5		34	1	1	35	34			4	3425	22	8363	
	16	33	21	12		31	4		33	31	1		2	4483	12	8041	
	17	38	29	8	1	38	4	2	37	36			6	4483	23	6847	
	18	18	15	3		18	3		18	18			2		13	4792	
	19	21	16	5		21	3		21	21	1		2	6300	10	7800	
	20	86	83	3		86	4	2	86	86			2		77	9484	
	21	11	10	1		9			11	10			1		7	8171	
	22	70	65	5	1	70			68	65			2		56	8185	
	23	22	10	12		21	2		22	22			11	3272	6	7616	
	24	22	16	6		20	4	1	22	21	2		24	3895	25	7072	
	25	31	27	4		31	2		31	30			3	2266	21	7428	
	26	33	27	6		33	4		33	31	1		4	3875	19	7110	
	27	14	12	2		14			14	14			2		9	6611	
	28	16	12	4		16	2	1	16	16			2		9	7500	
	29	10	10			10			10	10			2		9	8000	
	30	14	12	2		14	1		14	14	1		1		11	9054	
	32	18	16	2		17	2		18	17			2		9	6277	
	33	12	7	5		11			12	12			5	3920	6	6416	
	34	26	21	5		25	2		26	26			5	3620	17	7647	
	35	18	13	5		17			18	18			5	5060	11	7363	
	36	27	23	4		26			27	26			3	5166	17	6194	
	37	31	25	6		31	1	1	31	30			6	3700	21	10704	
	38	42	16	26	1	41	4		41	41			23	4447	9	5722	
	39	17	11	6		17			17	16			6	4333	9	10388	
	40	26	22	4		26	3	2	26	26			3	3666	18	7777	
	41	32	30	2		29			32	31			2		20	8650	
	42	21	20	1		20			21	20			1		17	10047	
	43	25	23	1	1	25			24	23			1		22	8736	
	44	16	15	1		16			16	16			1		11	9136	
	45	23	23			23			23	23			1		21	9071	
	46	26	25	1		26			26	26			1		24	11408	
	47	22	21			22	2		21	21			1		17	7705	
	48	10	9	1		10			10	10			1		7	9142	
	49	24	24			24			24	24			1		23	10434	
	50	22	21	1		22			22	22					19	9105	
	51	26	25	1		26			26	26			1		22	10218	
	52	33	28	5		31	1		33	31			3	4600	25	9340	
	53	36	19	17		36			36	36			16	4506	14	8392	
	54	27	17	10		26			27	26			9	3577	13	10461	
	55	16	3	13		16			16	16			13	4676	1		
	56	53	28	25		52	1	1	53	53			25	4008	21	8133	
	57	44	37	7		43			44	44			6	3633	28	8592	
	58	2															
	59	51	47	4		49	2		51	48			4	6350	38	9334	
	60	28	27	1		28			28	28	1		1		27	8844	
	61	34	33	1		34	1		34	34			1		28	8632	
	62	6	4	1	1	6			5	5			1		5	8700	
	63	79	72	7		79	2		79	79	1		5	7200	64	8509	
	64	19	16	3		18			19	19			3	3500	11	8136	
	65	4		4		4			4	4			4				
	66	15	13	2		14			15	15			2	3050	8	8062	

¹For renter - occupied dwelling units and vacant nonseasonal not dilapidated units, for rent.

²For owner - occupied dwelling units and vacant nonseasonal not dilapidated units, for sale only.

Table 3.—CHARACTERISTICS OF HOUSING FOR CENSUS TRACTS, BY BLOCKS: 1950—Con.

Census tract	Block	All dwelling units by occupancy and tenure					All dwelling units by condition and plumbing facilities			Occupied dwelling units			Contract monthly rent ¹		Value ² of one-dwelling-unit structures	
		Total	Owner occupied	Renter occupied	Vacant non-seasonal not dilap., for rent or sale	Other vacant and non-resident	Number reporting	No private bath or dilap.	No running water or dilap.	Total	Persons per room		Number reporting	Average monthly rent (dollars)	Number reporting	Average value (dollars)
											Number reporting	1.51 or more				
9	67	26	23	3		26			26	26						9,395
	68	28	23	5		28			28	27						11,047
	69	24	20	3	1	24			23	23	1			3	5,333	9,329
	70	25	25			25			25	25						10,558
	71	21	21			21			21	21						9,641
	72	26	24	2		26			26	26				1		10,718
	73	29	22	7		29			29	28				6		9,142
	74	15	11	4		14			15	15				3		9,250
	75	21	16	5		21		1	21	21				5		6,162
	76	31	26	5		31			31	30	1			5		7,047
	77	9	8	1		9			9	9				1		10,833
	78	28	26	2		28			28	28				2		9,000
	79	17	17			17			17	17						11,833
	80	31	23	8		30			31	30				7		10,185
	81	18	8	10		18			18	18				10		11,714
	82	20	19	1		20			20	20				1		10,356
	83	48	36	12		47			48	48				10		8,715
	84	36	27	9		35			36	34	1			9		8,057
85	38	23	15		38			38	38				15		7,776	
86	52	33	19		51	1	1	52	52		1		16		8,888	
87	46	35	11		45			46	45				10		7,996	
88	33	25	8		33			33	33				6		6,830	
10	1	28	15	13		28			28	28	1			13		6,533
	2	31	13	18		29	2		31	29				16		7,277
	3	73	24	47	2	73	1		71	70				47		7,611
	4	63	27	34	2	61	4	1	61	61				34		7,809
	5	62	24	37	2	61	6		61	61				35		10,444
	6	46	26	20		46	1		46	45		2		18		8,368
	7	48	30	17		48			47	47				15		7,479
	8	30	20	10		30	3	3	30	30		1		10		7,271
	9	68	35	33		68	5		68	67				31		7,215
	10	24	10	12	2	24	1		22	21				12		6,542
	11	27	9	18		27			27	26	1			18		8,800
	12	25	7	18		23	6	4	25	25				17		5,875
	13	24	24			24	1		24	23				24		3,975
	14	28	1	27		27	1		28	26				27		3,833
	15	22	13	9		22	2		22	22	1			9		4,066
	16	27	11	15	1	27	1	1	26	25				16		4,087
	17	47	22	25		46	3		47	46	1			24		3,904
	18	68	52	15		67	4	1	67	65		1		14		4,692
	19	31	21	10		30	5	2	31	31				8		3,925
	20	50	22	26	2	47	2		48	47	1			25		3,864
	21	30	21	9		29	5		30	30	1			9		3,700
	22	39	17	22		39	6	1	39	39	1			22		3,818
	23	46	24	22		46	6		46	46				20		3,975
	24	59	34	25		59	3	1	59	59				25		4,536
	25	9	7	2		8			9	8				2		7,500
	26	48	31	16		46	2		47	46				15		5,073
	27	70	46	23		67	2		69	68	1			23		4,030
	28	58	29	29		58	5		58	58				29		4,055
	29	20	10	10		20	4		20	20				10		4,660
	30	17	2	15		17	2		17	17				14		4,157
	31	36	2	34		36	2		36	35	1			34		4,732
	32	23	10	12		22		1	22	22				12		3,383
33	46	20	26		44	1		46	43				23		4,669	
34	15	3	12		15	5		15	15				12		4,916	
35	55	33	20	1	53	14		53	51	1			19		5,584	
36	56	41	14		55	8		55	55	1			12		6,008	
37	13	8	5		13	2		13	13				5		3,460	
38	33	17	16		33	2	5	33	32	1			14		4,178	
39	65	17	47		63	3		64	62				46		3,793	
40	35	13	21		35	1		34	33	1	1		21		3,761	
41	24	6	17	1	24	1		23	21				16		3,156	
42	52	13	39		52	3		52	51	1			36		4,750	
43	55	21	34		55	8	1	55	55	1			33		4,790	
44	62	30	32		59	9	1	62	59				29		4,282	
45	31	18	13		30	4		31	30	1			12		4,766	
46	60	35	24		56	4		59	57				22		4,459	
47	126	36	90		123	8	1	126	123				87		5,656	
49	57	21	35		56	5		56	56				34		4,600	
50	74	16	56		71	3	1	72	69	3			55		4,240	
11	1	24	1	23		24			24	24				23		3,330
	2	39	16	22	1	36	1		38	38				21		4,652
	3	22	16	6		21			22	21				6		4,466
	4	16	3	12	1	15	3		15	15				12		5,116
	6	78	21	57		76			78	78		1		56		3,596
	7	23	3	20		22			23	22				20		3,160
	8	37	6	31		37	1	1	37	37	1			31		3,487
	9	32	8	23		29	1	1	31	29				22		4,618
	10	15	8	7		15			15	15				7		4,885
	14	8	6	2		8			8	8				2		7,000
15	38	13	25		38			38	38				25		4,304	

¹For renter - occupied dwelling units and vacant nonseasonal not dilapidated units, for rent.
²For owner - occupied dwelling units and vacant nonseasonal not dilapidated units, for sale only.

HOUSING—BLOCK STATISTICS

Table 3.—CHARACTERISTICS OF HOUSING FOR CENSUS TRACTS, BY BLOCKS: 1950—Con.

Census tract	Block	All dwelling units by occupancy and tenure					All dwelling units by condition and plumbing facilities			Occupied dwelling units			Contract monthly rent ¹		Value ² of one-dwelling-unit structures	
		Total	Owner occupied	Renter occupied	Vacant non-seasonal not dilap., for rent or sale	Other vacant and non-resident	Number reporting	No private bath or dilap.	No running water or dilap.	Total	Persons per room		Number reporting	Average monthly rent (dollars)	Number reporting	Average value (dollars)
											Number reporting	1.51 or more				
11	16	25	17	8		25	1		25	25		8	4 6.37	16	8 637	
	17	22	6	16		22	2		22	22	1	16	5 3.12	1		
	18	15	6	9		15			15	15		9	4 9.77	4	11 750	
	19	44	24	20		44	1		44	44	3	17	4 6.64	12	6 858	
	20	36	11	25		36			36	36		24	4 5.95	9	10 033	
	21	57	13	43		56	5		56	56		43	4 6.23	5	8 100	
	22	5	3	2		5			5	5	1	2		2		
	25	32	1	30		31			31	31		30	5 8.36			
	26	52	26	24		49	8		50	50	3	22	4 9.45	18	7 211	
	27	97	45	50		95	11		95	92	5	49	4 4.38	29	7 186	
	28	107	40	65		105	26		105	105	3	63	4 3.74	28	7 214	
	29	2														
	30	64	22	40	1	64	20	1	62	62	2	40	4 3.80	8	7 037	
	31	76	16	58		73	7		74	74		57	4 4.56	8	7 500	
	32	56	22	31	2	55	2		53	53		32	4 4.03	11	6 727	
	33	54	13	40	1	54	6	1	53	52	3	41	4 5.24	7	6 857	
	34	119	18	101		117	5		119	117	2	100	5 2.01	9	8 255	
	35	106	24	81		103	34		105	103	1	79	4 0.78	8	8 937	
	36	5		4		5			4	4		2				
	12	1	21	6	15		20	1		21	20		14	5 0.07	2	
		3	43	29	14		41	1		43	41		13	5 4.07	18	11 866
		4	86	12	73		85	2	1	85	85		70	4 1.40	7	8 957
		5	56	24	30	2	55	10		54	53		30	4 7.36	15	12 600
		7	28	16	12		28	2		28	28		12	5 1.00	11	15 090
		8	29	22	7		29	2		29	29		6	4 8.83	18	13 166
		9	46	17	28		45	7		45	45		27	4 7.77	9	9 944
		10	25	8	11		19	4		19	19		11	4 8.00	4	6 450
		11	24		24		22			24	24		24	4 1.16		
		12	22	1	20		20			21	20		19	3 8.94	1	
		13	9		8		7	1		8	7		6	5 6.50		
		14	46		46		46			46	46		45	4 9.24		
		15	46	16	24	2	41	6		40	40	1	26	4 4.11		
		16	9	8	1		9	2		9	9	1	1		6	14 950
		17	3	3			3			3	3		3		3	23 333
		18	25	10	15		25	4		25	25		15	5 5.33	5	13 460
		19	22	12	10		21	2	1	22	21		8	7 0.75	10	14 400
20		42	10	32		41			42	40		29	4 7.17	5	11 000	
21		82	23	56	1	74	11	1	79	76	2	54	4 5.33	11	8 772	
22		18	9	8		17	1		17	17		7	5 1.85	7	16 928	
23		4	3	1		4			4	4		1		3	14 666	
24		68	22	45	1	67	19		67	67	2	45	4 8.75	9	12 477	
25		19	2	17		19	1		19	19	1	17	4 2.64			
26		32	2	28	2	32	3		30	30	1	27	5 3.66			
27		14	9	5		14	3		14	14		4	5 5.25	5	14 000	
28		9	1	8		8	2		9	9	3	8	4 6.12			
29		11	2	9		10	2		11	11		9	5 6.11	2		
31		11	8	3		10	1		11	10		2		4	11 625	
32		14	12	2		14			14	14		2		9	19 111	
33		68	16	52		67	4		68	67		50	5 0.56	3	10 666	
34		69	23	45	1	69	6		68	66	2	45	3 8.68	11	8 363	
13		1	49	22	27		49	8		49	49	2	27	4 5.96	14	8 785
		2	92	31	61		89	11	1	92	90	2	57	4 4.12	16	9 500
		3	49	18	31		47	3		49	48		31	4 7.00	8	21 750
		4	51	20	30		51	15		50	50		29	5 1.37	7	13 000
		5	22	17	5		21	1	1	22	22	1	4	4 8.75	15	18 700
	6	21	7	14		17	2		21	19		10	4 9.60	5	13 200	
	7	12		12		7	3		12	11	1	11	4 8.27			
	8	2														
	9	17		15		15	8	1	15	15		15	4 8.33			
	10	30	9	18	1	25	6		27	23	1	12	4 7.00	4	17 500	
	11	18	4	12		12	6		16	13	1	10	4 4.30	1		
	12	59	17	42		54			59	57	1	41	4 7.97	8	11 562	
	13	59	18	41		59	4		59	59	1	41	4 1.80	11	8 309	
	14	69	32	37		69	10		69	69	1	35	5 3.28	17	8 811	
	15	71	19	51		66	11	2	70	68		46	5 3.08	2		
	16	62	20	42	1	61	1	1	62	62	1	42	4 9.33	8	14 375	
	17	18	9	9		18			18	18		9	6 3.88	7	15 857	
	18	63	2	61		61	3		63	63		61	4 9.22	1		
	19	38	1	36		37	2		37	37		35	4 3.85			
	20	38	15	20		35	14		35	35	5	19	5 3.94	10	13 850	
	21	44	16	27		43	15		43	42	1	26	5 0.26	12	13 291	
	22	50	18	32		49	10		50	49		31	4 5.22	9	9 555	
	23	71	31	39		69	12		70	70	3	36	4 8.22	22	9 486	
	24	89	36	51	1	87	19	1	87	87	1	51	4 1.80	20	8 600	
	25	63	21	41	1	62	12		62	60	5	41	4 3.73	7	9 085	
	26	75	18	54		69	31		72	69		50	5 5.58	9	11 744	
	27	42	5	37		42	9		42	41	3	35	6 5.34	2		
	28	6		6		6			6	6		6	4 0.00			
	29	45		45		45			45	45		45	3 9.51			
	14	1	26	15	10	1	26	2	1	25	25		10	3 3.90	12	8 458

¹For renter - occupied dwelling units and vacant nonseasonal not dilapidated units, for rent.
²For owner - occupied dwelling units and vacant nonseasonal not dilapidated units, for sale only.

Table 3.—CHARACTERISTICS OF HOUSING FOR CENSUS TRACTS, BY BLOCKS: 1950—Con.

Census tract	Block	All dwelling units by occupancy and tenure					All dwelling units by condition and plumbing facilities			Occupied dwelling units			Contract monthly rent ¹		Value ² of one-dwelling-unit structures		
		Total	Owner occupied	Renter occupied	Vacant non-seasonal not dilap., for rent or sale	Other vacant and non-resident	Number reporting	No private bath or dilap.	No running water or dilap.	Total	Persons per room		Occupied by non-white	Number reporting	Average monthly rent (dollars)	Number reporting	Average value (dollars)
											Number reporting	1.51 or more					
14	2	18	5	12	1	17	1	1	17	16			11	31.27	1		
	3	71	34	37		71	4	1	71	71			34	38.47	22	7,900	
	4	28	17	11		28			28	28			11	40.63	12	8,041	
	5	21	16	5		21	1		21	21	1		5	35.00	13	7,692	
	6	47	32	15		45	4		47	46			12	38.00	25	6,872	
	7	155	131	24		153	12	59	155	151	21	4	19	38.52	9	4,355	
	8	200	166	4		200			200	200			3	41.33	13	7,653	
	9	65	36	27	1	63	1		63	63			26	39.65	28	7,814	
	10	21	12	7	2	21	2	1	19	19			9	52.44	10	8,430	
	11	22	11	11		22			22	22			11	37.18	8	8,187	
	12	11	9	2		10			11	11	1		2		9	6,611	
	13	16	11	5		16			16	16			5	29.40	8	7,025	
	14	15	9	6		15	5	1	15	15			6	70.00	5	8,400	
	15	14	10	4		14	1		14	14			4	40.00	9	6,944	
	16	20	12	8		20			20	20			8	44.87	5	5,440	
	17	44	32	12		44	2		44	44			11	31.81	21	8,547	
	18	23	18	5		23			23	22			5	43.00	16	7,506	
	19	9	7	2		9			9	9			2		5	7,200	
	20	19	12	7		19	1		19	18			7	35.00	10	7,760	
	21	18	16	1	1	17	1		17	16			1		13	7,838	
	22	23	17	6		23	2		23	23			6	39.16	12	9,083	
	23	17	8	9		17	1		17	17			9	31.44	6	4,250	
	24	5	5			5	2		5	5					4	3,625	
	25	15	9	6		15	3	3	15	15		10	6	24.16	7	10,500	
	26	19	16	3		17	5	2	19	19		8	3	24.00	14	2,857	
	27	16	12	4		15	3	1	16	16	1	3	4	40.00	8	4,475	
	28	14	8	6		14	5		14	14		2	6	41.16	3	6,200	
	29	22	22			22			22	20					20	6,575	
	30	32	18	14		32			32	32	1		13	40.07	13	6,561	
	31	30	17	13		30	4	1	30	30			13	35.30	14	6,964	
	32	8	6	1	1	8			7	7			2		6	6,500	
	33	19	10	9		19	3		19	19			8	39.12	7	5,042	
	34	44	18	24	1	41			42	42			24	34.75	15	11,493	
	35	46	31	15		45	14	4	46	45	1	4	10	41.00	20	6,000	
	36	46	17	28		43	14	1	45	45			28	29.89	10	4,080	
	37	21	12	9		20	4		21	21	1		7	34.85	11	4,390	
	38	8	1	6	1	8	1		7	6			6	40.00	2		
	39	4	3	1		4	1		4	4			1		3	6,666	
	41	30	13	17		30	6	4	30	30	2		15	23.33	11	4,245	
	42	120	65	55		113	20	10	120	120	5	22	50	26.78	36	5,116	
	43	8		8		8	7		8	8	1	5	8	12.87			
	44	11	3	8	1	9	4		11	10			8	19.87	2		
	45	5	1	4		4	1	1	5	5	1		4	22.25			
	48	2															
	50	27	8	19		26	6	3	27	27			18	41.66	4	7,125	
	51	13	5	7		12	10		12	12	1	11	7	12.00	3	2,500	
	52	26	1	25		26	13	12	26	26			25	26.28	1		
	55	6	4	2		6	1	1	6	6			2		2		
	56	19	7	12		18	15	11	19	18	6	14	10	23.60	6	3,416	
15	1	47	39	8		47			47	47	1		8	44.25	35	8,040	
	2	104	58	46		100	25	9	104	103	12	73	44	22.56	48	4,964	
	3	24	16	8		22	5		24	24			7	29.85	9	5,700	
	4	14	9	5		14			14	14			5	35.60	5	6,660	
	5	34	22	12		33	2	1	34	34		1	12	31.83	14	7,107	
	6	23	17	5		23	2		22	22	1		4	38.50	15	6,080	
	7	19	15	3		19	2		18	18			4	38.75	12	6,250	
	8	27		26	1	27	6		26	26			26	38.23			
	9	3	2	1		3	1	1	3	3			1		2		
	10	18	14	3	1	18	3		17	17	3	16	4	33.25	12	4,525	
	11	70	41	28	1	70	1	1	69	69		5	27	34.92	34	5,500	
	12	17	6	11		15			17	15			9	32.55	4	8,000	
	13	15	13	2		14			15	15			2		9	5,888	
	14	29	20	9		29	2		29	29			9	47.44	13	6,730	
	15	39	27	12		39			39	39	2		12	33.00	22	6,454	
	16	34	19	14		34	1		33	33			13	30.76	18	6,305	
	17	29	23	6		29	1		29	29			6	32.00	18	6,127	
	18	32	16	16		32	7	6	32	32	1	4	16	31.25	13	6,092	
	19	19	14	5		19	3	1	19	19			5	25.80	12	5,216	
	20	15	12	3		14			15	15		10	3	49.00	9	4,933	
	21	3	2	1		3			3	3			1		2		
	22	19	11	8		15	3		19	19			7	23.85	7	4,571	
	23	28	16	10		28	2	1	26	26			9	27.55	11	6,427	
	24	29	17	12		29	4		29	29			12	35.83	11	5,500	
	25	31	15	16		31	3	1	31	30	1		15	30.73	12	5,766	
	26	38	22	16		38			37	37			14	30.64	14	5,328	
	27	21	11	10		20	3		21	21			5	37.00	7	6,714	
	28	18	11	6		18	1		17	17			4	24.25	9	5,500	
	29	41	14	26	1	41	9	1	40	40	3		24	30.54	9	4,644	
16	2	73	7	66		72	24	1	73	73	1		65	41.20	1		
	3	59	6	53		58	2		59	58		2	52	41.36	2		
	4	62	17	45		62	12	2	62	61	1	2	45	44.80	10	7,380	
	5	4		4		4	3		4	4			3	33.33			
	6	39	10	29		39	3		39	39			29	39.17	6	8,083	

¹For renter - occupied dwelling units and vacant nonseasonal not dilapidated units, for rent.
²For owner - occupied dwelling units and vacant nonseasonal not dilapidated units, for sale only.

HOUSING—BLOCK STATISTICS

Table 3.—CHARACTERISTICS OF HOUSING FOR CENSUS TRACTS, BY BLOCKS: 1950—Con.

Census tract	Block	All dwelling units by occupancy and tenure					All dwelling units by condition and plumbing facilities			Occupied dwelling units			Contract monthly rent ¹		Value ² of one-dwelling-unit structures	
		Total	Owner occupied	Renter occupied	Vacant non-seasonal not dilap., for rent or sale	Other vacant and non-resident	Number reporting	No private bath or dilap.	No running water or dilap.	Total	Persons per room		Number reporting	Average monthly rent (dollars)	Number reporting	Average value (dollars)
											Number reporting	1.51 or more				
16	7	24	15	9		24	1		24	24			49.85	13	7,284	
	8	56	4	51	1	56	2		55	54			40.17	2		
	9	43	6	37		43			43	42			35.44	4	7,625	
	10	48	5	43		48	3		48	48	3		30.14	3	6,333	
	11	16	3	13		12	10	8	16	16		15	16.69	3	5,066	
	12	37	18	19		35	4	3	37	35	1	15	31.72	10	5,200	
	13	72	11	55	1	70	6		66	66	3	15	34.89	6	6,983	
	14	69	8	60	1	69	2		68	68			36.65	4	7,000	
	15	46	12	33	1	46			45	45			34.64	6	8,500	
	16	47	16	30		45	3		46	46	1		44.41	6	5,833	
	17	17	62	31	31		60	10		62	61	1		28	12	7,125
	18	60	22	35	3	60	4		57	57			49.42	14	6,000	
	19	102	19	82		101	4	2	101	101	2	4	78	13	10,392	
	20	69	26	42	1	67	10		68	65	1	25	40	10	7,200	
	21	27	13	14		26	3	2	27	26		23	14	8	5,387	
	22	20	8	12		20	5	3	20	20	3	19	11	6	3,250	
	23	38	9	29		38	3	1	38	38		21	29	5	7,280	
	24	55	14	41		52	2		55	54		7	41	9	6,366	
	25	3		3		3			3	3			3			
	26	10	5	5		10	1		10	10	2	8	5	4	4,375	
	27	26	11	15		25	7	3	26	23	1	25	15	10	4,820	
	28	18	10	8		18	7	6	18	17	1	18	7	4	3,900	
	29	4	1	3		4	2		4	4	1	4	3			
	30	13	5	8		12	8	4	13	12	2	13	7	4	1,750	
	31	11	6	5		10	2	2	11	10	1	11	4	6	4,250	
	17	1	17	2	15		16	4		17	17			15		
		2	48	7	41		45	18		48	46	2		38	4	8,750
		3	73	10	63		72	26	1	73	73			61		
		4	78	19	59		77	41		78	73	2	1	55	6	8,050
		5	67	2	64	1	64	2		66	64		1	64	1	
		6	31	2	29		31	1	1	31	31	1		31		
7		80	9	71		72	31	6	80	77	3	20	65	3	10,000	
8		47	19	28		43	5	4	47	44	6	7	26	13	5,415	
9		11	5	6		10	2		11	11			6	3	10,666	
10		23	7	15	1	22			22	22			16	4	10,300	
11		34	11	23		33			34	32	1		21	8	6,250	
12		94	21	70		94	7		91	91	1		67	12	7,416	
13		21	2	19		21	3		21	21			19			
14		26	1	25		24	13		26	25	1		23			
15		62	15	46		60	19		61	61	4		45	5	7,700	
16		96	17	79		91	37	2	96	94	5	1	75	6	5,466	
17		58	26	30		53	7		56	55	2		27	5	7,300	
18		14	14	14		14	12		14	14	3		14			
19		66	14	51		59	14	3	65	62	4	1	47	8	4,562	
20		40	12	26		40	7	4	38	38			24	6	5,166	
21		86	6	80		84	7		86	84			74			
22		20	11	9		20	1		20	20	1		9	7	7,857	
23		38	12	25	1	33	4		37	36	1		22	10	6,600	
24		43	10	30		38	1		40	40		5	30	5	5,960	
25		65	22	43		62	8	1	65	64	1	2	43	10	6,070	
26		84	23	60	1	83	24	3	83	81	3		60	12	5,841	
27		62	21	40		61	13	3	61	61	2		37	9	5,588	
28		48	1	46		46	6		47	46	1		44			
29		54	2	51		53	14	5	53	53	5		50			
30		53	12	40		52	22	4	52	52	9		39	7	5,785	
31		14	7	7		14	1	1	14	13			7	6	6,916	
32		22	4	18		21			22	21			18	2		
33		31	14	16		29	9	7	30	29	1	15	16	8	5,000	
34		14	4	10		14	4	1	14	14	1	10	10	3	4,500	
35		9		8		6	6	2	8	8			6			
18	1	80	12	68		78	18		80	78	2	1	62			
	2	57	9	48		56	26		57	56	2		46			
	3	81	9	66	3	78	34	2	75	73	6		63	1		
	4	40	22	17	1	39			39	37			14	15	14,933	
	5	24	13	11		24	1	1	24	24			11	10	14,300	
	6	14	5	9		13			14	14			8	4	15,625	
	7	87	10	66	9	79	46	2	76	73	10	1	68	4	17,500	
	8	17	1	15	1	15			16	16	1		15	1		
	9	49	8	40		48	11		48	48			38	3	15,500	
	10	67	14	52	1	65	17	1	66	66			50	6	10,916	
	11	9	2	7		8	2		9	9			7			
	12	130	16	113		127	44	1	129	128	1	1	110	6	9,250	
	13	100	18	82		99	25		100	99	8		79	4	10,500	
	14	54	8	44	1	52	15		52	52			40	6	7,416	
	15	48	10	34	3	47	20	1	44	44	1		35	3	8,500	
	16	47	12	35		47	24	16	47	47	2	5	34	2		
	17	9	4	5		9	3		9	8			4			
	18	31	12	19		27	9		31	29	1		16	10	14,150	
	19	18	10	8		16	2	1	18	16			5	5	15,600	
	20	19	11	8		19	6		19	19			8	7	13,257	
	21	36	15	20		35	2		35	35			20	11	11,454	
	22	67	27	40		67	33	32	67	66	2	12	39	13	11,807	

¹For renter - occupied dwelling units and vacant nonseasonal not dilapidated units, for rent.
²For owner - occupied dwelling units and vacant nonseasonal not dilapidated units, for sale only.

Table 3.—CHARACTERISTICS OF HOUSING FOR CENSUS TRACTS, BY BLOCKS: 1950—Con.

Census tract	Block	All dwelling units by occupancy and tenure					All dwelling units by condition and plumbing facilities			Occupied dwelling units			Contract monthly rent ¹		Value ² of one-dwelling-unit structures	
		Total	Owner occupied	Renter occupied	Vacant non-seasonal not dilap., for rent or sale	Other vacant and non-resident	Number reporting	No private bath or dilap.	No running water or dilap.	Total	Persons per room		Number reporting	Average monthly rent (dollars)	Number reporting	Average value (dollars)
											Number reporting	1.51 or more				
18	23	52	12	37	1	2	49	13	49	49		35	41.25	7	11.714	
	24	5	4	21			26	2	26	26		20	4.590	1		
	25	7	5	52			56	20	56	56	2	51	56.82	3	10.900	
	26	72	19	53	1		72	7	72	71	1	52	49.65	13	9.884	
	27	53	19	34			52	7	53	53		34	54.73	11	7.500	
	28	44	18	36			49	6	54	52	1	36	42.97	8	6.000	
	29	70	23	44		3	66	17	67	64	3	42	50.30	10	71.00	
	30	18		17		1	16	2	17	17	2	17	33.82			
	31	6		6			6		6	6		6	47.50			
	32	77	32	43		2	74	26	75	73	4	40	47.17	16	5.706	
	33	36		36			35	9	36	36	1	36	34.27			
	34	35	9	26			35	6	35	35	1	25	36.48	4	8.000	
	35	68	13	55			65	30	68	67	1	52	44.75	4	71.25	
	36	55	16	39			53	17	55	55	3	39	39.89	2		
	37	44	16	28			40	7	44	42		26	44.19	4	11.000	
	38	74	17	56		1	71	12	73	71		52	54.00	4	7.750	
	39	6	2	4			6	2	6	6		4	58.50	1		
	40	16	3	13			16	3	16	16		12	52.58	2		
	41	15	13	22			34	5	35	35	1	21	48.95	7	10.142	
	42	56	16	40			56	5	56	54	2	36	48.22	7	10.642	
	43	15	4	11			15	4	15	15		11	48.18	3	9.333	
	44	1														
	46	12	4	8			11	2	12	12		8	35.25	2		
	47	64	19	45			61	23	64	62	4	44	46.79	11	9.590	
	48	32	11	20		1	31	6	31	31		20	48.10	6	10.166	
	49	6	1	5			6	2	6	6		4	58.25	1		
	50	38	8	30			38	18	38	38	5	30	40.63	3	11.333	
	52	15	5	10			14	1	15	15	1	10	33.40	4	6.250	
	53	46	15	30		1	44	4	45	43		29	45.82	9	10.500	
	54	26	9	15		2	23	4	24	23		14	52.28	2		
	55	57	11	46			57	8	57	57		47	56.61	4	9.000	
	56	13	6	7			12	1	13	12		7	49.00	2		
	57	44	17	27			43	6	44	43	3	25	67.88	10	8.350	
	58	59	15	42		2	54	14	57	57	2	42	38.02	5	7.400	
	59	63	14	47		2	59	19	61	58	2	46	37.82	6	9.250	
	60	95	19	76			86	42	95	92	1	75	36.48	9	9.222	
	61	141	16	123		1	124	34	139	123	9	112	35.25	3	6.666	
	62	1														
	63	18		17		1	15	7	17	16	1	17	22.17			
	64	51	13	36		1	48	18	49	46	1	35	53.68	2		
	65	28		28			28	7	28	28		27	30.48			
	66	54	17	37			50	11	54	53	3	35	36.34	2		
	67	58	4	52		2	58	27	56	56	1	53	42.52	3	16.500	
	68	75	23	52			74	27	75	75	3	51	38.43	16	6.300	
	69	82	27	59			85	36	86	85	8	56	40.30	13	5.761	
	70	68	14	53		1	67	11	67	67	1	53	40.07	5	6.700	
	71	47	9	38			43	11	47	47		38	40.65	2		
	72	46	13	32		1	44	2	45	45	2	33	38.51	4	11.000	
	73	83	29	54			81	17	83	83	3	51	33.64	11	6.227	
	74	74	31	42		1	70	17	73	70	1	42	38.11	12	6.458	
	75	66	18	48			66	22	66	65	3	47	44.02	7	7.400	
	77	50	22	28			48	9	50	48	4	28	35.42	10	6.470	
	78	83	31	51		1	74	11	82	80	1	47	44.10	17	7.794	
19	2	3	1	2			3		3	3		1		1		
	3	2														
	4	14	9	5			14	4	14	14	1	5	44.40	8	19.500	
	6	8	5	3			4	1	8	8	1	1		1		
	7	17	11	5		1	16	9	16	16	3	5	27.60	6	6.283	
	9	3		1			3		3	3	1					
	10	4		4			4		4	4		4	54.25			
	11	33	3	30			32		33	32		27	52.18			
	12	24		21			24		24	24		21	55.00			
	13	9	3	7			9		9	9		7	61.00			
	14	48	2	46			48		48	48		46	51.17			
	15	92	8	86			89		92	91		86	52.20			
	16	90	10	79		1	90	2	89	88	1	77	53.49			
	17	102	11	93			101	2	102	100		92	56.76	2		
	18	82	9	65		5	74		76	73		70	59.62	2		
	19	87	13	62		1	37	1	37	36		24	68.62	11	7.500	
	20	37	3	32			38		38	37		32	65.71			
	21	121	19	100		1	119		117	117	1	97	77.46	7	9.571	
	22	35	3	38		4	48		44	44		41	72.95	2		
	23	21	1	20			21		21	20		18	51.38			
	24	45	1	43		1	45		44	44		43	56.90	1		
	25	110	10	107		2	118	4	117	114	4	107	60.95	1		
	26	37	3	34			37		37	36		34	56.58	2		
	27	37	12	24			36		36	36		23	49.73	9	9.722	
	28	30	4	15			19		19	19		13	58.76	4	9.125	
	29	11	4	4			18		18	18		3	57.00	11	9.227	
	30	11	4	2			13		13	13		2		10	9.550	
	31	15	5	4			19	1	19	19		3	78.33	12	10.150	
	32	12	9	3			12		12	12		3	30.00	8	7.912	
	33	52	9	42		1	51	3	51	51	1	40	73.50	7	6.614	
	34	7	4	2		1	4		6	4		1		3	8.333	

¹For renter - occupied dwelling units and vacant nonseasonal not dilapidated units, for rent.
²For owner - occupied dwelling units and vacant nonseasonal not dilapidated units, for sale only.

HOUSING—BLOCK STATISTICS

Table 3.—CHARACTERISTICS OF HOUSING FOR CENSUS TRACTS, BY BLOCKS: 1950—Con.

Census tract	Block	All dwelling units by occupancy and tenure					All dwelling units by condition and plumbing facilities			Occupied dwelling units			Contract monthly rent ¹		Value ² of one-dwelling-unit structures		
		Total	Owner occupied	Renter occupied	Vacant non-seasonal not dilap., for rent or sale	Other vacant and non-resident	Number reporting	No private bath or dilap.	No running water or dilap.	Total	Persons per room		Occupied by non-white	Number reporting	Average monthly rent (dollars)	Number reporting	Average value (dollars)
											Number reporting	1.51 or more					
19	35	8	3	5		8	1		8	8			5	31.40	3	6,500	
	36	7	5	2		7	3	1	7	7			2		3	8,500	
	37	6	2	4		6			6	6			3		1		
	42	3	1	2		3			3	3			2	40.66	1		
	43	3	2	1		3			3	3			2		1		
	44	5	2	3		5		2	5	5			2		1		
	45	4	19	24		4			4	4			2	46.33	1	9.833	
	46	2	6	17		2			2	2			2	48.68	12	9.833	
	47	3	2	13		3			3	3			1	55.23	2	10.888	
	48	3	1	2		3			3	3	1		1	61.47	18	10.888	
	49	16	9	7		16			16	16			6	45.33	5	11,000	
	50	3	12	22		3			3	3			2	43.09	7	9,500	
	51	6	2	6		6			6	6			2	59.41	5		
	52	3	11	18		3		1	3	3			2	39.82	11	9,409	
	54	4	5	1		4			4	4	2	1	1		1		
	55	5	4	1		5			5	5			1		1		
	56	7	2	5		7			7	7	1	1	5	67.28	12	9,625	
	57	1	3	8		1			1	1			8	54.98	5	7,660	
	58	4	3	16	1	4			4	4			1	63.75	2	8,250	
	59	4	3	14		4		2	4	4		4	1	28.61	2	7,807	
	60	2	12	10		2			2	2			7	31.28	10	5,490	
	61	4	19	30		4			4	4			3	50.80	9	7,111	
	62	3	3	32		3			3	3			3	57.06	1		
	63	2	9	17		2			2	2			1	42.05	8	7,312	
	64	1	9	10		1			1	1			9	39.33	5	6,800	
	65	1	7	6		1		1	1	1			5	52.00	6	6,500	
	66	4	5	3		4			4	4			3	50.21	3	8,166	
	67	3	10	29		3			3	3			2	39.58	5	9,500	
	68	1	2	14		1			1	1			1	39.35	1		
	69	3	1	20		3		1	3	3			1	70.00	11	11,500	
	70	8	1	6		8			8	8			6	48.66	1		
	71	5	18	38		5			5	5			3	49.78	11	10,281	
	72	2	2	1		2			2	2			3		2		
	73	3	3	3		3			3	3			3	50.00	3	9,666	
	74	8	5	3		8			8	8			4	42.50	1		
75	1	6	6		1			1	1			4	46.13	3	6,333		
76	2	4	16		2			2	2			1	55.84	1			
77	5	7	56		5			5	5			1	41.08	1			
78	1	1	12		1			1	1			1	39.38	1			
79	1	3	13		1			1	1			1	39.38	1			
80	8		8		8			8	8			8	35.62	5	9,540		
81	1	8	4		1			1	1			3	45.00	5			
82	5		5		5			5	5			5	52.20	5			
83	1	3	19		1			1	1			1	38.15	3	4,333		
84	3	3			3			3	3			2		3			
85	2		2		2			2	2					3			
20	1	5	20		1			5	5				3	35.61	6	5,500	
	2	9	30		2			9	9			5	36.25	11	5,390		
	3	9	26		3			9	9			2	37.91	10	7,600		
	4	6	27		4			6	6			3	40.41	20	5,310		
	5	6	25		5			6	6			4	37.25	15	5,386		
	6	8	37		6			8	8			3	33.54	2	4,568		
	7	7	44		7			7	7			2	29.60	13	5,923		
	8	6	24		6			6	6			1	29.64	13	6,384		
	9	3	13		3			3	3			1	35.28	7	7,785		
	10	3	12		3			3	3			1	33.33	8	8,275		
	11	4	16		4			4	4			3	31.66	8	5,000		
	12	3	18		3			3	3			3	24.60	14	5,042		
	13	3	19		3			3	3			1	31.22	14	5,400		
	14	5	24		5			5	5			1	28.8	11	5,481		
	15	5	22		5			5	5			2	34.00	15	5,280		
	16	5	21		5			5	5			2	41.18	10	1,362.00		
	17	3	12		3			3	3			1	31.50	10	5,850		
	18	6	19		6			6	6			1	33.53	7	6,214		
	19	6	21		6			6	6			1	48.43	7	6,785		
	20	8	2	5		8		1	8	8			5	38.80	2		
	21	5	2	3		5			5	5			2	26.18	10	4,500	
	22	7	2	5		7			7	7			2	36.17	14	5,535	
	23	6	18		6			2	6	6			2	36.00	5	5,800	
	24	6	2	3		6			6	6			2	36.47	13	5,015	
	25	4	4	3		4			4	4			3	38.40	3	9,666	
	26	7	20		7			2	7	7			4	34.42	4	8,375	
	27	6	2	4		6			6	6			4	37.30	12	5,033	
	28	7	2	4		7		1	7	7			3	30.17	10	5,296	
	29	4	2	3		4			4	4			3	31.65	15	4,206	
	30	5	2	5		5		1	5	5			3	31.39	19	4,889	
	31	4	16	3		4			4	4			3	27.56	5	3,940	
	34	4	11	2		4			4	4			7	38.77	7	5,900	
	35	3	14	2		3			3	3			3	39.72	6	8,083	
	36	9	1	7		9			9	9			2	41.66	4	7,000	
	37	3	1	3		3			3	3			3	40.12	1		
38	1	2	1		1			1	1			1	39.18	1			
39	8	7	7		8			8	8			6	40.53	2			
40	4	15	3		4			4	4			1	39.16	7	8,357		
41	5	13	3		5		2	5	5			3	36.76	1			

¹For renter - occupied dwelling units and vacant nonseasonal not dilapidated units, for rent.
²For owner - occupied dwelling units and vacant nonseasonal not dilapidated units, for sale only.

Table 3.—CHARACTERISTICS OF HOUSING FOR CENSUS TRACTS, BY BLOCKS, 1950—Con.

Census tract	Block	All dwelling units by occupancy and tenure					All dwelling units by condition and plumbing facilities			Occupied dwelling units			Contract monthly rent ¹		Value ² of one-dwelling-unit structures		
		Total	Owner occupied	Renter occupied	Vacant non-seasonal not dilap., for rent or sale	Other vacant and non-resident	Number reporting	No private bath or dilap.	No running water or dilap.	Total	Persons per room	Occupied by non-white	Number reporting	Average monthly rent (dollars)	Number reporting	Average value (dollars)	
20	42	27	8	19		27	14	4	27	27	1		18	39.83	2		
	43	81	12	68	1	79	27		80	79	3		65	43.69	3	6.500	
	44	88	14	69	5	87	21		83	81	1		71	45.45	2		
	45	42	1	40	1	42	1		41	39	1	1	38	55.94	1		
21	1	79	24	55		74	37	1	79	78	7	1	52	42.46	8	9.625	
	2	133	21	111	1	127	66		132	129	11	1	103	39.00	6	9.833	
	3	107	11	89	7	100	53	5	100	99	3		92	42.13			
	4	157	36	116	5	143	47	1	152	149	7		117	41.73	9	9.411	
	5	27	6	21		27	7		27	27	1		21	34.57	1		
	6	35	4	31		35	14	12	35	35	2		30	39.90	2		
	7	122	15	102		117	74	28	117	116	12		99	32.78	2		
	8	136	7	129		135	3	1	136	136	2	1	127	43.78	4	10.250	
	9	87	5	81		86	33		86	86	4		80	36.01	3	11.500	
	10	41	5	34		37	17		39	36	6		31	38.03	1		
	11	32	5	27		31	11		32	32			27	37.29			
	12	50	11	37	2	48	19	2	48	47	3		39	39.46	2		
	13	128	23	104	1	128	35		127	125	6		100	40.40	8	7.137	
	14	85	2	81		85	24		83	81	8		78	31.91			
	15	55	2	51	1	51	16	3	53	52	1	1	51	34.72			
	16	1															
	17	39		39		38	1	1	39	38	5		37	33.18			
	18	91	1	89		84	50		90	86	8		80	35.85			
	19	31		30	1	30	11		30	29	3		29	29.10			
22	1	31	15	16		30	14	3	31	31	2	24	16	27.00	10	4.260	
	2	19	14	5		19	3	1	19	19	1	19	19.25	10	3.510		
	3	7	4	3		7	4	1	7	7	1	7	22	42.33	3		
	4	43	15	27		40	21		42	41	5	13	25	27.56	2		
	5	15	9	6		15	5		15	14	1	9	5	34.80	8	4.125	
	6	16	6	10		14	3		16	16	3		9	27.88	2		
	7	69	15	52		66	10	2	67	65	1	3	48	25.62	10	4.820	
	8	55	28	27		52	22	10	55	52	2		26	34.19	18	4.894	
	9	69	24	45		67	13	4	69	68	4		43	31.25	16	5.637	
	10	68	4	63	1	67	16		67	67	2		62	34.54	2		
	11	53	5	48		53	21	10	53	53	5		48	32.81	3	5.666	
	12	46	13	30	3	45	17		43	43	3		32	34.93	6	6.600	
	13	49	20	29		46	17	1	49	49	2	5	27	26.66	6	5.750	
	14	42	2	40		42	17		42	42	1		40	26.00			
	15	45	17	28		42	4		45	45	1	10	28	25.75	9	4.700	
	17	32	8	21		26	9		29	28	1	12	21	21.90	6	4.800	
	18	66	14	49		55	20	3	63	61	4	8	46	27.10	6	5.377	
	20	74	25	48	1	69	8	2	73	72			48	34.02	13	6.269	
	21	134	8	125	1	130	50		133	133	5		124	31.94	33	7.000	
	22	12	6	6		9	2		12	11			6	40.00	1		
	23	25	1	23		25	2	1	24	24			23	30.95	1		
	24	43	11	31		41	25		42	41	6	12	31	31.09	7	4.928	
25	4		4		4	1	1	4	3	1		4	33.75				
26	33	3	30		33	16		33	33	3		30	36.30	2			
27	28	5	23		27	17	15	28	28			23	25.69				
28	126	39	86		122	34	28	125	125	6	11	85	28.14	21	5.466		
29	101	29	70		98	68	64	99	99	4		70	28.67	10	4.730		
30	89	19	66	1	88	40	28	85	85	1		61	28.04	10	5.340		
23	1	27	16	11		27	7		27	27	3	16	10	31.00	9	7.944	
	2	11	5	6		11	4		11	11		1	6	28.00	1		
	3	29	17	12		28			29	27			12	32.58	10	6.750	
	4	21	15	6		20	1		21	21	1	1	6	50.66	5	5.660	
	5	22	8	14		22	7		22	22			14	38.71	2		
	6	47	23	24		47	5		47	46	2	2	23	33.13	15	6.180	
	7	31	12	19		31	3	3	31	30			19	27.94	6	6.983	
	8	24	13	11		24	5	2	24	24		4	11	29.09	10	4.620	
	9	31	12	19		31	3	1	31	31			18	33.05	6	6.166	
	10	30	15	14	1	29	1		29	28		2	14	34.57	10	4.880	
	11	29	24	5		29	2	1	29	29	2		5	40.80	20	6.615	
	12	32	23	9		32	9	1	32	32		1	8	27.87	15	8.250	
	13	30	20	10		29	4		30	29	3		9	31.88	12	7.500	
	14	21	20	1		20	2		21	20			1	1	58.16	2	5.816
	15	31	13	18		30	2	2	31	30		10	16	30.06	9	6.028	
	16	31	18	13		30	5	2	31	30			10	24.90	13	5.230	
	17	26	13	13		26	5	1	26	25		1	13	36.84	10	5.460	
	18	27	16	11		27	3	1	27	27	1	1	11	27.18	9	6.222	
	19	29	9	19		25	8	2	28	28	3	1	19	32.31	2		
	20	22	17	5		22	5	2	22	22			5	34.00	12	5.600	
	21	30	17	13		29	7	6	30	29	2	8	12	25.83	8	5.150	
22	31	23	8		29	5	2	31	30	1	12	7	33.14	9	5.833		
23	43	18	25		43	12	5	43	43			24	35.79	9	5.333		
24	21	6	15		21	3		21	21		12	14	23.92	5	4.400		
25	12	6	6		12	4	1	12	12	1		5	23.60	5	4.100		
26	5	3	2		5	4		5	5	1		2	2	2	2		
27	30	12	18		30	4	2	30	30		24	16	24.18	8	3.633		
28	36	25	11		35			36	35		25	11	34.09	19	10.468		
29	24	12	10	1	22	8	2	22	22	1		9	29.11	5	3.500		
30	25	16	9		25	6	2	25	25	1	3	9	32.33	10	4.750		

¹For renter - occupied dwelling units and vacant nonseasonal not dilapidated units, for rent.
²For owner - occupied dwelling units and vacant nonseasonal not dilapidated units, for sale only.

Table 3.—CHARACTERISTICS OF HOUSING FOR CENSUS TRACTS, BY BLOCKS: 1950—Con.

Census tract	Block	All dwelling units by occupancy and tenure					All dwelling units by condition and plumbing facilities			Occupied dwelling units			Contract monthly rent ¹		Value ² of one-dwelling-unit structures		
		Total	Owner occupied	Renter occupied	Vacant non-seasonal not dilap., for rent or sale	Other vacant and non-resident	Number reporting	No private bath or dilap.	No running water or dilap.	Total	Persons per room		Occupied by non-white	Number reporting	Average monthly rent (dollars)	Number reporting	Average value (dollars)
											Number reporting	1.51 or more					
25	57	13	11	1	1	13			12	12			1		10	16.050	
	58	29	28	1		29			29	29			1		24	11.041	
	59	15	15			15			15	15					15	10.713	
	60	8	4			8			8	8					8	15.250	
	61	5	4			5			5	4					5	15.400	
	62	10	10		1	10			10	10					9	9.611	
	63	10	10			10			10	10					10	8.800	
	64	4	1	3		4	1		4	4			3	25.00	1		
	65	4	1	7		5		1	5	5		15	5	23.80	12	9.083	
	66	18	12	13		24	2	1	25	25		19	12	33.16	8	9.037	
	67	25				25			25	25							
	68	25				25			25	25							
	69	52	23	27	2	51	6		50	49		39	29	34.55	16	7.825	
	70	39	17	32	2	51	13	1	49	48		16	29	35.03	12	8.400	
	71	14	14	18		33	9		35	32		1	14	47.64	8	10.312	
	72	14	14	17	4	33	8	2	31	31	1	5	16	42.18	9	8.722	
	73	21	21	30		49	12		51	48	2	22	29	47.00	12	7.650	
	74	20	20	6	1	25			26	26		12	6	44.66	15	11.900	
	75	13	13	13		26			26	26		1	13	59.00	6	10.833	
	76	37	37	11		47	2	1	48	48	1		9	58.22	27	11.655	
	77	11	11			12			12	12			1		10	11.050	
	78	2															
	79	6	6			6			6	6					6	14.250	
	80	8	8	1		8			9	9					6	13.833	
	81	8	8			8			8	7					7	15.428	
	82	8	8			8			8	7							
	83	1															
	84	19	3	1		20		1	22	22		2	19		19	13.478	
	85	3	3			4		1	4	4			1		1		
	86	3	3			4		1	3	3			3		3	10.500	
	87	19	35	2		55	2		54	54		35	10	41.60	10	9.350	
	88	14	8		2	22		2	22	22		8	6	44.12	6	12.416	
	89	9	19			28	4		28	28		7	19	53.94	2		
	90	16	38	1	2	55	13		54	54		1	36	62.16	5	13.400	
	91	18	17		1	35			35	35		11	14	48.28	10	9.000	
	92	17	17			34			34	34		1	7	58.00	12	11.766	
	93	17	17		1	34			34	33		4	15	45.33	7	10.857	
	94	16	16			33			33	33			11	48.18	8	11.562	
	95	12	11			23			23	22			11		7		
	96	11	11			22			22	22			12		1		
	97	12	12			12			12	12		2	12	56.00	1		
	98	18	18			18			18	18		1	64	62.53	1		
	99	9	9			9			9	9			3				
	100	12	12		1	28			28	28		2	13	60.00	5	12.600	
	101	16	23			41			43	43			22	66.77	14	19.421	
	102	1															
26	1	16	16			15			16	16					14	7.442	
	2	18	18			18			18	18		1			18	7.027	
	3	17	17			17			17	17			1		15	7.153	
	4	20	20	2		20			20	20		2			17	10.635	
	5	28	28		8	36			28	28					35	7.437	
	6	24	24		3	27			24	24					26	7.080	
	7	32	32		3	35			32	32			1		29	7.200	
	8	18	18	3		18			18	18			3	38.33	13	7.269	
	9	11	11	2	2	11	2	2	11	11		1	30		30	9.006	
	10	27	23	1	2	26		2	24	23			1		22	6.600	
	11	39	28	5	6	39	2	1	33	32		3	4	27.00	32	7.475	
	12	43	24	18	1	42	3	2	42	40			14	27.92	21	5.938	
	13	7	7			7			7	5			4	25.00	3	9.000	
	14	34	24	10		34			34	34			10	29.70	22	5.709	
	15	62	38	24		61	12	6	62	61		3	21	27.76	27	5.974	
	16	4	4			4			4	4			1		3	6.500	
	17	5	5			5			5	5					7	10.142	
	18	9	9	2	2	7			8	8		1	1		6	7.916	
	19	6	6		1	6			6	6					6	7.183	
	20	7	7			7			7	7					2		
	21	7	7			7			7	7					6		
	22	7	7			7			7	7					6		
	23	27	14	14	1	26		1	26	25		1	13	43.07	2		
	24	32	11	21		32	3		32	32			20	37.65	7	7.185	
	25	10	10	2		9			10	10		1	2		8	7.125	
	26	20	12	8		20			20	20			7	36.57	7	6.300	
	27	8	8			8			8	8			3	33.33	5	5.000	
	28	24	11	13		24	4		24	24		1	13	28.69	7	6.742	
	29	10	10	2		10	1	1	10	10		2	2		8	4.275	
	30	13	13	3		13	4	4	13	12		1	5	30.20	5	5.040	
	31	8	8			8			8	8			2		5	8.500	
	32	21	9	11	1	20			20	20		3	10	34.50	2		
	33	30	24	6		29			30	29			4	52.25	19	6.810	
	34	19	9	10		19			19	19		1	10	38.20	5	8.062	
	35	25	9	16		25	7	4	25	25		4	16	37.87	8	7.500	
	36	1															
	37	1															
	38	15	18			32	4	4	33	33			18	38.66	11	8.581	
	39	33	14	14		21	18	8	22	21		3	12	31.58	4	2.875	
	40	22	15	7	1	28	14		27	27		5	14	27.35	10	4.070	
	41	28	12	16		17	10		17	16		2	6	21.33	7	4.185	
	42	17	17	8		10			11	10			4		6	9.166	
	43	11	11	4		11			11	10			4		6	9.166	
	44	13	12	1		11			13	13			1		10	9.450	
	45	13	12			14			14	14			3	41.66	8	10.062	
	46	14	10	4		14		2									
	47	2															
	48	3	3			3			3	3		1			2		
	49	1															

¹For renter-occupied dwelling units and vacant nonseasonal not dilapidated units, for rent.
²For owner-occupied dwelling units and vacant nonseasonal not dilapidated units, for sale only.

HOUSING—BLOCK STATISTICS

Table 3.—CHARACTERISTICS OF HOUSING FOR CENSUS TRACTS, BY BLOCKS: 1950—Con.

Census tract	Block	All dwelling units by occupancy and tenure					All dwelling units by condition and plumbing facilities			Occupied dwelling units			Contract monthly rent ¹		Value ² of one-dwelling-unit structures	
		Total	Owner occupied	Renter occupied	Vacant non-seasonal not dilap., for rent or sale	Other vacant and non-resident	Number reporting	No private bath or dilap.	No running water or dilap.	Total	Persons per room		Number reporting	Average monthly rent (dollars)	Number reporting	Average value (dollars)
											Number reporting	1.51 or more				
26	50	8	8			7			8	8					8	8,975
	51	20	18	1	1	20			19	18		1		19	9,068	
	52	21	20	1		21			21	21				20	8,200	
	53	16	15	1		16			16	16				15	8,900	
	54	9	8		1	7			8	7	1			9	7,811	
	55	25	24	1		25			25	25				24	7,712	
56	21	16	5		21	3		21	21	2		49.80	14	5,821		
27	1	153	83	69	1	151	14	9	152	150	7		65	69	8,733	
	3	13		13		11			13	13			13	69	8,733	
	4	92		91		90			91	91			91	69	8,733	
	5	75	3	72		73			75	75			72	3	11,000	
	6	6	2	4		6	1		6	6			3	1	10,666	
	7	9	8	1		9			9	9				8	10,700	
	8	11	8	3		11			11	11			3	7	12,928	
	9	31	27	3		29	2		29	29			2	27	10,514	
	10	18	17			18		1	17	17				16	10,831	
	11	13	12	1		13			13	13			1	11	13,890	
	12	17	15	1	1	17			16	16				16	15,437	
	13	26	23		3	25			23	23				26	16,461	
	14	12	9	1	2	12			10	10			1	10	15,830	
	15	4	4			4			4	4				4	9,325	
	16	13	11	2		13			13	13			2	11	9,136	
	17	4	4			4			4	4				4	9,375	
	19	9	8		1	9			8	8				9	10,422	
	20	1				1										
	21	2				2										
	23	1				1										
	24	61	1	60		61			61	61				60	7,635	
	25	21	8	12		20	1	1	20	20			11	3	31,666	
	26	3		3		3			3	3			3			
	36	38	17	21		37			38	37			20	15	15,253	
	38	42	24	17		40			41	41			18	21	13,904	
	39	23	15	8	1	23			23	22			8	15	18,333	
	40	12	11		1	12			11	11				10	26,290	
	41	4	4			4			4	4				4	17,500	
	42	5	5			5			5	5				5	26,500	
	44	1				1										
	45	10	9		1	10		1	9	9					8	32,250
	46	9	9			9			9	9				5	17,400	
	47	10	10			10			10	10				7	19,928	
	48	12	12			12			12	12				11	16,536	
	49	26	23	2	1	24			25	23			1	21	17,976	
	50	8	7	1		8			8	8				6	25,500	
	52	2				2										
	53	2				2										
	54	6	6			6			6	5				2		
	55	10	10			10			10	10				9	19,322	
	56	15	15			15			15	15				15	20,366	
	57	9	9	3		12			12	12			3	9	14,000	
58	91	1	89	1	86			90	90			88	9	9,052		
59	81		79	2	80			79	79			79		9,484		
60	2				2			2	2							
62	4	4			4			4	4				9	8,366		
63	14	13	1		14			14	14			4	11	8,327		
67	2				2			2	2							
68	5			1	6			5	5				5	19,500		
70	6				6			6	6							
71	6	3	1	1	6			4	4			1	4	21,750		
72	5	4		1	5			4	4				4	32,750		
74	1				1			1	1							
75	30	28		2	29			28	28				27	22,574		
76	28	26			27	1	1	26	26				26	19,503		
77	3	3			3			3	3				3	16,666		
78	12	12			12			12	11				11	23,454		
79	6	6			6			6	6				6	16,000		
80	7	7			7			7	7				7	22,571		
81	4	4			4			4	4				4	26,750		
82	15	8	6	1	15			14	14			7	7	22,142		
84	15	6	8	1	15			14	14			8	6	29,666		
85	13	12	1		13			13	13			1	10	25,600		
86	25	12	13		24			25	25			12	12	11,333		
87	24		21	3	24			21	21			24				
88	24		23	1	24			23	23			24				
89	1				1											
91	4	2	2		4			4	4			1	1			
92	34	34			34			34	34			1	33	8,439		
93	14	14			14			14	14				14	8,157		
95	31	25	5	1	30		2	30	29	1		5	23	8,717		
96	12	12			12			12	12				12	10,958		
97	19	17	2		19			19	19			2	17	9,552		
98	15	14	1		15			15	15			1	11	10,409		
99	20	16	3		20		1	19	19		1	3	15	8,146		
100	24	24			24			24	24				20	8,375		
101	17	14	3		17			17	17			1	12	8,075		
102	15	14	1		15		2	15	15			1	12	8,833		

¹For renter—occupied dwelling units and vacant nonseasonal not dilapidated units, for rent.
²For owner—occupied dwelling units and vacant nonseasonal not dilapidated units, for sale only.

Table 3.—CHARACTERISTICS OF HOUSING FOR CENSUS TRACTS, BY BLOCKS: 1950—Con.

Census tract	Block	All dwelling units by occupancy and tenure					All dwelling units by condition and plumbing facilities			Occupied dwelling units			Contract monthly rent ¹		Value ² of one-dwelling-unit structures		
		Total	Owner occupied	Renter occupied	Vacant non-seasonal not dilap., for rent or sale	Other vacant and non-resident	Number reporting	No private bath or dilap.	No running water or dilap.	Total	Persons per room		Occupied by non-white	Number reporting	Average monthly rent (dollars)	Number reporting	Average value (dollars)
											Number reporting	1.51 or more					
27	103	13	12	1		13	1		13	13			1		10	8300	
	104	6	4	2		6			6	6			2		4	9750	
	105	4	4			4			4	4					4	11000	
	107	5		1		5			5	5			1		4	11625	
	108	28	23	3	2	27			26	26			2		21	14085	
	111	24	14	10		24			24	24			10	7890	11	16090	
	112	18	15	3		18			18	18	1		3	7800	8	13000	
	113	114	62	50	2	113			112	110			51	6686	59	15261	
	114	57	6	51		57	1	1	57	56			50	7270	3	23333	
	115	22	16	6		21			22	21			5	6980	9	17055	
	116	38	25	11	2	38			36	36			13	10830	24	13791	
	118	1							7	5					4	12375	
	119	7	5	2		5			11	10			2		9	9333	
	121	11	9	2		10			14	14			1		11	11181	
	122	14	13	1	1	14			15	15			3	6000	11	9327	
	123	17	12	4		15			14	14			2		10	7950	
	124	14	12	2		14			10	10					9	9944	
	125	10	10			12	1		12	12			2		9	7088	
	127	12	2			11			11	11	1		3	4500	5	7200	
	128	11	8	3													
	129	1				18			18	18			6	8133	10	8980	
	130	18	12	6		3	1		2	2							
	131	3	7	5		12	4		12	12			5	3880	5	9060	
	132	12	10	2		10			10	10					9	8466	
	133	10	10			5			5	5					5	12060	
	134	5		1	4	13	1		12	12					13	12007	
	135	16	11	5		28			35	34			26	5530	6	9616	
	136	20	14	6	1	20			20	20			14	6628	1		
	137	20	6	14		56	2	1	56	56			52	5817			
	138	56	53	3													
	139	58	15	43		55	1		58	57	1		42	6083	8	12537	
	140	26	20	4	1	26			24	24			5	7140	19	11342	
	141	108	30	74	2	106	4	2	104	103	1	1	74	5260	24	10500	
	142	2				5			5	5					4	7125	
	143	5	4	1		6			6	6					6	8500	
	144	6	6			6	1		6	6					6	8500	
	145	6	6			8			8	8					6	6833	
	146	8	8			10			10	10					8	8900	
	148	10	10			11			11	11	1	1	1		9	6588	
	149	11	9	2													
	150	15	15			15	2		15	15					15	9306	
	153	2															
	155	1															
	156	1				26			26	26			24	5533	2		
	158	26	2	24		23			23	23			19	5489	2		
	159	8	4	4		8	1	1	8	8		3	1		5	30200	
	160	8	7	1		4			4	4					2		
	169	4	4			3	1	1	3	3			1		2		
	172	3	2	1		23			23	23			11	6872	2		
	173	23	12	11											6	10500	
	175	2				12			11	11					11	9900	
	176	13	11	2		6			7	7					7	10342	
	177	7	7			7			7	7			1		5	9600	
	178	6		1		10			10	10					9	11388	
	180	10	10			9			11	11					11	12681	
	182	12	11	1	1	4			4	4					3	15000	
	183	4	4														
	184	1			3	3			43	43			36	7180	3	16160	
	185	43	7	36		42											
	187	26	18	8		26			26	26			8	6175	15	20266	
	188	47	11	36		44			47	45			44	6379			
	189	21	4	17		21			21	20			20	5715			
	191	7	5	2		7			7	6			1		3	12666	
	194	19	3	16		19			19	19			16	6443			
	196	31	21	10		31			31	31			10	5910	19	22105	
	197	10	10			10			10	10					8	24125	
	199	4	3	1		4	1		3	3					3	17500	
	209	4	4		1	3			4	4					4	16500	
	210	9	8	1	1	7			8	8					9	15500	
	211	1	8			8			8	8					7	30714	
	212	8							20	20			16	7325	3	25000	
	213	20	4	16		20			12	12			11	8072			
	214	12	1	11													
28	1	6	4	2		6	2		6	6			6	2	4	7000	
	2	16	7	9		15	3		16	15		5	16	9	1		
	3	12	9	3		12	1		12	12			12	3	7	5500	
	4	21	6	15		21	1		21	21		1	21	14	3	7000	
	5	6	2	4		6			6	6			6	4	2		
	6	6	2	4		9			9	9			8	1	8	8312	
	7	9	8	1		31	1	1	31	31		1	31	3	25	6952	
	8	31	28	3		45			47	46		11	45	44	2		
	9	48	2	46	1	38	36	36	38	38		15	38	38			
	10	38	23	15		26	3		28	25		1	27	3	10	6100	
	11	29	26	3		28			29	28			27	2	23	5978	

¹For renter - occupied dwelling units and vacant nonseasonal not dilapidated units, for rent.
²For owner - occupied dwelling units and vacant nonseasonal not dilapidated units, for sale only.

HOUSING—BLOCK STATISTICS

Table 3.—CHARACTERISTICS OF HOUSING FOR CENSUS TRACTS, BY BLOCKS: 1950—Con.

Census tract	Block	All dwelling units by occupancy and tenure					All dwelling units by condition and plumbing facilities			Occupied dwelling units			Contract monthly rent ¹		Value ² of one-dwelling-unit structures		
		Total	Owner occupied	Renter occupied	Vacant non-seasonal not dilap., for rent or sale	Other vacant and non-resident	Number reporting	No private bath or dilap.	No running water or dilap.	Total	Persons per room		Occupied by non-white	Number reporting	Average monthly rent (dollars)	Number reporting	Average value (dollars)
											Number reporting	1.51 or more					
34	1	49		48					48	46	1		45	34.31			
	2	36		35		1		24	35	35			34	31.91			
	3	19	3	16	1			22	19	19	1	3	15	25.06			
	4	18	2	14				9	18	18	2	4	14	23.92	1		
	5	16	2	14				6	16	16	1	1	13	32.15			
	6	36	2	35				2	36	35	3	2	8	31.00			
	7	7		7				4	7	7	7		1	4	23.75		
	8	19		18				2	19	19	1	3	8	46.33			
	9	11		9				2	11	11	8		6	22.11			
	10	32	2	27	1	2		1	29	28	2	2	10	25	28.00	2	
35	11	19		19				9	19	19	2		18	24.83			
	14	27	4	22		1		12	26	26	1	3	22	18.68	1		
	15	20	6	13	1			6	19	19	3	15	14	24.57	4	3,325	
	16	20	4	14	2			14	19	19	8	16	14	24.57	4	3,325	
	30	8		8				8	8	8		16	16	24.06	3	3,266	
	31	1		1				1	1	1		16	7	23.42			
	44	7	4	3				7	7	7							
	58	2						2	2	2							
	60	1						1	1	1							
	63	1						1	1	1							
	66	41		41			41	41	3	41	40	17	40	22.87			
35	1	23	17	6			21	6	3	23	22	2	23	27.83	14	6,985	
	2	19	6	12			18	3	3	19	18		12	29.66	4	5,250	
	3	27	6	21			26	1	1	27	26		21	20.90	4	5,300	
	4	38	23	15			38	12	2	38	38	5	37	32.14	18	5,544	
	5	46	13	33			45	26	3	45	42	6	45	29.96	8	4,062	
	6	30	18	12	1		29	13	3	30	30	5	28	23.81	2		
	7	31	11	20			31	6	1	31	31	2	29	22.88	9	3,266	
	8	31	8	24		1	32	4	1	32	31	2	33	22.86	4	5,625	
	9	33		33			33	1	1	33	33		2	27.00			
	10	58	16	40		2	54	10	3	56	54	5	56	24.94	13	4,523	
35	11	68	16	52		63	27	5	68	65	6	67	51	24.37	9	6,655	
	12	69	19	49	1	67	28	5	68	68	10	68	46	26.26	6	5,750	
	13	8	11	7		8	5	5	8	8		7	7	37.28			
	14	21	11	10		20	14	13	21	20		15	8	25.87	3	4,333	
	15	37	14	23		33	20	19	37	35	4	30	22	21.68	3	5,666	
	16	12	3	8		11	10	10	11	11	3	9	8	28.87	1		
	17	48	16	31		47	41	38	47	47	3	43	30	23.66	9	3,755	
	18	56	20	36		50	38	28	56	54	9	53	32	32.09	7	3,685	
	19	53	20	33		46	32	3	52	46	13	51	47	23.00	1		
	20	12		12	1		11	8	1	12	12	4	10	40.66	1		
35	21	2				1			2	2			2	40.66			
	22	30	4	25		30	24		29	27	7	27	24	25.29			
	23	18	4	14		12	6	1	18	16		13	11	26.18	1		
	24	4		2		2			2	2		2	2				
	26	1				1			1	1			1				
	27	5		5		5	4	1	5	5	1		5	44.80			
	28	8				4			8	4			5	47.80			
	29	17	1	16		11	9	1	17	17	2	5	16	29.56			
	30	20		20		19	12	1	20	20	1	14	19	34.26			
	31	8		7	1		7	1	7	7	1	4	8	24.50			
35	32	20	2	18		19	11		20	20	4	17	18	37.55	1		
	33	58	5	53		54	20	4	58	54	4	49	52	30.15	1		
	34	11		11		11	3		11	11	1	7	10	23.20			
	35	32	12	19		30	12		31	29		26	14	41.50	4	5,250	
	36	101	19	80	1	85	42	8	99	88	17	91	69	31.97	12	5,333	
	37	72	17	55		68	34	2	72	69	14	70	50	30.58	3	5,333	
	39	23	10	13		20	8		23	21	1	22	12	43.41	2		
	40	35	15	20		33	13		35	33	3	33	18	27.38	6	4,133	
	41	34	5	28		32	10	4	34	33	1	21	27	53.18	1		
	42	43	5	37	1	41	25		42	39	5	15	36	54.25	1		
35	43	64	6	58		62	11		64	63	9	8	53	44.28	2		
	44	8		7		6	4		7	6		8	6	27.00			
	46	90	15	75	4	89	27	2	86	86	7	25	72	51.41	4	6,750	
	48	38	7	31		37	17		38	37	2	19	31	47.58	3	9,833	
	49	34	11	23		34	9		34	34	1	30	33	23.51			
	50	16	1	15		16	4		16	16	2	15	15	23.06	1		
	51	25		22		25	17	3	25	25	4	24	20	36.40	1		
	52	22		22		22	9		22	21	3	8	14	25.00	3	5,500	
	53	77		70		73	36	16	77	75	14	29	65	33.55	1		
	54	86		75	4	80	45		82	75	16	1	70	34.05	1		
35	55	60		56	4	58	52		56	55	20		56	43.89			
	56	52		50		50	35		52	51	14		48	44.29			
	57	129	4	119	6	126	38	1	123	120	5	1	122	44.14	1		
	58	1							1	1							
	59	9	1	8		8	3		9	8		1	8	42.25			
	60	11	1	10		9	5		11	9	4	7	8	58.12			
	62	7		7		7	1		7	7	1	3	7	36.85			
	64	36	1	35		33	10		36	36	2		33	36.00			
	65	1							1	1							
	66	113	9	98	6	99	72	1	107	92	27		89	50.00			
35	67	24		24		23	17	1	24	23	3	1	19	38.89			
	68	27	4	23		24	6		27	25	3	1	20	48.50	3	9,500	
	69	57	8	49		56	15	6	57	57	1	6	48	45.08	2		

¹For renter - occupied dwelling units and vacant nonseasonal not dilapidated units, for rent.
²For owner - occupied dwelling units and vacant nonseasonal not dilapidated units, for sale only.

HOUSING—BLOCK STATISTICS

Table 3.—CHARACTERISTICS OF HOUSING FOR CENSUS TRACTS, BY BLOCKS: 1950—Con.

Census tract	Block	All dwelling units by occupancy and tenure					All dwelling units by condition and plumbing facilities			Occupied dwelling units			Contract monthly rent ¹		Value ² of one-dwelling-unit structures	
		Total	Owner occupied	Renter occupied	Vacant non-seasonal not dilap., for rent or sale	Other vacant and non-resident	Number reporting	No private bath or dilap.	No running water or dilap.	Total	Persons per room		Number reporting	Average monthly rent (dollars)	Number reporting	Average value (dollars)
											Number reporting	1.51 or more				
37	46	28	6	22					28	28		21	26.00	4	4,625	
	47	20	6	13		1			19	19		13	33.30	1		
	48	12	4	8					12	12		8	36.87	3	6,666	
	49	57	8	49				12	57	57	2	49	33.46	5	7,800	
	50	23	16	7					23	22		6	51.33	11	8,863	
	51	26	15	11					26	25		11	44.36	10	6,600	
	52	58	19	39				4	58	58		37	41.51	10	8,700	
	53	61	30	29		2			59	59	2	28	50.75	17	11,088	
	54	72	23	48					71	71		48	57.79	9	10,555	
	55	73	28	42	1	3			72	70		41	48.51	18	9,555	
	56	53	30	23					53	53		22	41.86	21	10,842	
	57	16	3	12	1	2			15	15		13	43.15	2		
	58	53	19	32				2	51	51		33	36.21	15	8,346	
	59	35	7	28					33	33		28	42.03	6	7,583	
	60	27	7	20					27	26		19	35.47	3	6,833	
	61	5	1	4					5	5		4	37.25			
	62	38	22	14		2		20	37	36	4	12	28.33	12	5,083	
	63	10	1	9					10	10		8	34.50			
38	1	38	6	30	2				37	36		30	65.03	4	7,625	
	2	18	12	4		1			18	16		4	52.00	6	10,916	
	3	34	7	26		1			33	33		26	58.96	3	10,166	
	4	12	9	3					12	12	2	3	66.66	5	8,400	
	5	16	7	9					16	16		9	53.44	4	8,125	
	6	43	12	29	1	1			41	39	3	28	53.25	3	13,166	
	7	39	12	27					39	39		27	50.66	4	9,250	
	8	21	1	19	1				21	20	3	20	59.05	1		
	9	56	2	53		1		1	54	55	4	52	58.36	2		
	10	1														
	11	37		35	2				36	35		35	52.74			
	12	50	5	42	3			1	45	46	1	43	60.86	2		
	13	24	4	20					24	24	2	19	49.05	1		
	14	88	13	72	2	1			79	85	10	71	45.76	4	10,125	
	15	47	2	45					47	46	3	44	33.25			
	16	71	19	52					67	67	7	49	45.61	9	10,866	
	17	85	23	60	1	1			82	81	7	58	47.25	8	6,062	
	18	25	8	17					25	25	4	17	47.17	5	6,400	
	19	44	12	30	1	1		21	42	36	1	27	40.81	8	7,262	
	20	34	8	26					33	34	1	26	33.19	1		
	21	26	12	13	1			10	26	24	2	13	40.46	10	7,750	
	22	45	10	35					45	45	10	33	49.09	5	6,900	
	23	62	14	47	1				60	59	1	48	39.31	8	6,875	
	24	85	19	66					83	84	4	62	35.58	9	6,644	
	25	30	15	14	1				30	29	1	12	49.75	9	9,888	
	26	28	11	16	1				27	27	1	16	52.37	4	10,700	
	27	48	14	33	1	1			48	46	2	32	39.06	8	7,225	
	28	73	18	55					73	71	1	54	39.62	6	6,083	
	29	43	10	32	1				43	41	5	32	35.25	1		
	30	36	11	23	2				36	34	1	22	46.54	1		
	31	32	8	23		1			31	31	3	23	49.04	2		
	32	53	16	34	2	1			47	50	4	30	50.80	7	8,571	
	33	49	17	30		2			47	44	3	25	42.16	8	9,625	
	34	58	8	46		3			56	54	4	46	44.45	2		
	36	103	18	78	5	2		3	101	96	5	81	49.81	9	7,555	
	37	59	16	39		4			57	55	4	39	49.74	5	7,700	
	38	29	8	21					26	29	1	20	53.55	2		
	39	22	9	12		1			20	20	1	10	43.90	4	11,750	
	40	3	3	3					3	3		2				
	41	14	5	9					14	14		9	62.88	3	7,733	
	42	132	23	105	1	3			121	41	7	103	43.89	6	7,333	
	43	51	11	39		1			51	19	6	38	51.34	5	9,500	
	44	26	4	21		1			24	24		19	60.05	2		
	45	42	6	35		1		2	41	37	2	32	46.56	1		
	46	28	8	17		3			21	13		13	43.15	5	7,000	
	47	18	11	7					18	18	1	6	37.66	11	8,681	
	48	22	6	16					21	8		3	46.46	3	7,166	
	49	43	15	27		1			42	39	5	12	48.19	4	3,750	
	50	75	12	62	1				74	73	1	61	62.16	5	5,140	
	51	5	2	2		1			4	4		1		1		
	52	34	6	27	1				34	6		28	42.42	3	7,500	
	53	21	1	19		1			19	2		20	58.15			
	54	8	3	4		1			7	7		4	54.00	3	14,000	
	55	26	2	24					26	25	1	21	58.80			
	56	71	23	45	1	2			70	67	1	42	64.59	10	9,920	
	57	14	6	8					14	14	2	8	61.87	4	11,375	
39	1	10	3	4		3			8	2		2				
	2	18		18					18	18		17	49.47			
	3	4		4					4	4		2				
	5	1														
	6	53	1	49		3			53	15		51	61.13			
	7	46	2	44					44	6		44	43.09			
	8	24	2	22					21	1		20	48.80	1		
	9	36	3	32		1			36	17		33	41.36	1		
	10	126	14	106	4	2		7	122	55	7	103	38.78	7	12,428	

¹For renter - occupied dwelling units and vacant nonseasonal not dilapidated units, for rent.²For owner - occupied dwelling units and vacant nonseasonal not dilapidated units, for sale only.

Table 3.—CHARACTERISTICS OF HOUSING FOR CENSUS TRACTS, BY BLOCKS: 1950—Con.

Census tract	Block	All dwelling units by occupancy and tenure					All dwelling units by condition and plumbing facilities			Occupied dwelling units			Contract monthly rent ¹		Value ² of one-dwelling-unit structures			
		Total	Owner occupied	Renter occupied	Vacant non-seasonal not dilap., for rent or sale	Other vacant and non-resident	Number reporting	No private bath or dilap.	No running water or dilap.	Total	Persons per room		Occupied by non-white	Number reporting	Average monthly rent (dollars)	Number reporting	Average value (dollars)	
											Number reporting	1.51 or more						
39	11	2558	34	214	6	4	251	77	1	248	247	15	10	215	4 46.3	10	8.200	
	12	335	17	303	8	4	331	71	29	223	322	18	3	305	5 68.6	10	7.700	
	13	158	5	153			152	3		158	157	12	2	151	5 99.8			
	14	199	1	198			199	5		199	198			15	2 04.6			
	15	42		42			42	3		42	42			38	3 09.4			
	16	162		162			166	16	1	166	166			15	2 04.6			
	17	99		99			99	3		99	99			87	4 46.2	4	27.650	
	18	422	3	419	1	1	400	35	1	400	400	10	6	38	6 38.4			
	19	28		28			28	22	4	28	28			25	6 22.9	1		
	20	100		100			97	15		99	97	3	1	94	6 22.9	2		
	21	73	10	63		1	72	47		73	73	7		62	4 37.7	1		
	22	32	2	28		2	31	25	1	30	30	6		26	4 34.6			
	23	111	9	102		1	108	80	33	110	110	25	9	96	2 98.0	2		
	24	66	6	60		1	62	56	24	66	65	13		59	2 09.8	1		
	25	8		8			6	2		7	7			7	3 18.5	2		
	26	114	14	96	1	1	114	57	4	110	110	7	13	99	3 03.8	6	6.416	
	27	46		46		1	42	31	2	45	44			40	3 02.0			
	28	54	10	43	1	1	52	34	6	53	52	9		41	4 55.3	5	7.800	
	29	68	16	50	2	2	66	38	12	66	65	5		51	3 15.8	8	6.250	
	30	56	2	52		2	54	54	53	54	54	7	9	49	3 64.6	1		
	31	62	6	54	2	2	62	28	1	60	60	6	26	56	2 73.0	4	6.000	
	32	36	2	34			35	23	3	36	36	4	5	34	3 16.7	2		
	33	34		33		1	33	25	14	33	33	4	18	33	2 95.7			
	34	60		58		1	58	35	22	59	58	4	38	50	4 26.8	1		
	35	46		46		1	42	33	10	45	45	7	2	38	2 20.7			
	36	37	13	23		1	35	11	3	36	36	5	16	22	5 25.9	8	8.000	
	37	82	13	69		2	73	53	4	80	76	11	63	64	2 13.1	5	3.500	
	38	50	4	43		1	49	38	30	49	47	6	45	44	2 29.5	2		
	39	54	10	43	1	1	48	31	4	52	50	10	15	39	2 42.3	6	5.333	
	40	54	24	24		1	48	92	8	110	106	13	79	80	2 34.5	15	4.240	
	41	70	11	58		1	68	45	32	69	68	13	38	55	2 56.3	6	7.000	
	42	76	11	62		3	67	35	25	73	69	12	46	59	2 06.4	3	5.600	
	43	23		23			22	15	11	23	23	7		20	2 46.5	2		
	44	37	3	34		1	36	24	16	36	34	6	16	27	1 71.8	5	3.600	
	45	71	13	58		1	62	49	45	70	68	10	24	54	3 01.1	4	4.225	
	46	44		44			43	20	12	44	41	7	38	31	2 33.2	5	6.100	
	47	34	21	13			33	17	5	34	32	2	33	11	2 29.0	13	5.030	
	48	51	1	49			49	30	8	51	50	12	27	36	2 40.5	8	3.975	
	49	63	12	51		1	58	28	5	62	61	14	29	31	3 19.6	10	6.300	
	50	103	29	73		1	102	50	37	102	100	15	69	72	2 10.1	17	3.611	
	51	64	15	47		1	61	39	23	62	62	9	61	48	2 39.7	8	4.537	
52	33		33		1	32	17	14	32	30	3	6	23	2 06.5	5	3.600		
53	20	9	11			19	10	9	20	20	3	7	10	1 85.0	4	3.700		
40	3	1																
	11	1																
	12	1																
	13	15		15			15	4		15	15	1		14	3 82.1			
	14	14		13			13	13		14	14			14	3 71.4			
	15	38	2	36		1	36	13		37	36	6		32	3 87.1			
	16	29		29			29	8	2	29	29			29	3 95.1			
	17	74	1	71			71	40		74	71	3		12	5 82.5			
	18	13		13		1	13	11		12	12	16	3	70	3 57.0			
	19	7	1	6			4	1		7	4			4	10 00.0			
	20	3		3			2	2		3	3			3	1 53.3			
	21	37	1	36			35	35	17	37	36	16		36	2 54.7			
	22	44		44			43	40	8	44	43	9		42	3 26.6			
	23	18	1	17			18	13	4	18	17	7		17	3 32.9			
	24	64	3	61			59	48	6	64	59	13		57	2 78.9			
	25	16		16			16	15		16	14	5		14	2 97.1			
	26	20		20			14	14		20	19	2		19	3 27.3			
	27	4		4			4	4		4	4	1		4	6 12.5			
	28	2		2														
	29	12	1	11		1	11	8	1	12	12	11		11	1 39.0	1		
	30	41	1	39			37	17		40	37	11		34	2 80.8			
	31	19	1	18			17	10	2	19	19	3		18	3 60.0			
	32	5		5			5	5		5	5			5	5 10.0			
	33	28		27		1	26	14	4	27	26	6		26	4 50.0			
	34	29	1	26		2	22	17	3	27	24	7		20	3 19.0			
	35	53	4	49			50	42	16	53	51	9	6	47	2 21.0	1		
	36	48	3	42		3	44	36	17	45	44	8		44	2 86.3			
	37	7		7		2	4	4		5	4	1		4	4 17.5			
	38	12	3	9		1	10	5	1	11	10	2		8	2 82.5			
	39	12		12			12	7	1	12	12	2		12	2 39.1			
	40	17	2	16		1	17	7	4	16	16	1		17	1 89.4			
	41	13		13		1	12	7		12	12	4		10	1 40.0	1		
42	13		13			13	11	1	13	13	1		13	1 95.3				
43	27	5	22			27	24	5	27	27	4		20	3 67.0	2			
44	71	23	21			23	14	7	23	23	1		21	3 58.0				

¹For renter - occupied dwelling units and vacant nonseasonal not dilapidated units, for rent.
²For owner - occupied dwelling units and vacant nonseasonal not dilapidated units, for sale only.

HOUSING—BLOCK STATISTICS

Table 3.—CHARACTERISTICS OF HOUSING FOR CENSUS TRACTS, BY BLOCKS: 1950—Con.

Census tract	Block	All dwelling units by occupancy and tenure					All dwelling units by condition and plumbing facilities			Occupied dwelling units			Contract monthly rent ¹		Value ² of one-dwelling-unit structures	
		Total	Owner occupied	Renter occupied	Vacant non-seasonal not dilap., for rent or sale	Other vacant and non-resident	Number reporting	No private bath or dilap.	No running water or dilap.	Total	Persons per room	Occupied by non-white	Number reporting	Average monthly rent (dollars)	Number reporting	Average value (dollars)
40	72	1														
	73	21														
	74	2														
	75	56		21												
	76	8														
	77	2														
	78	47														
	79	168	4													
	80	126														
	81	89	1													
	83	32	1													
	84	17	1													
	86	10	1													
	87	8	1													
	89	25														
	95	1														
	96	18	3													
	97	25	2													
	98	22	2													
	100	49														
	101	24														
	102	39	1													
	104	27														
	105	68	4													
	106	61	6													
	107	56	11													
	108	24	4													
	109	39	3													
	110	44	3													
	111	19														
	113	74	1													
	114	8	1													
	115	27														
	116	29	1													
	117	35														
	119	70	12													
	121	29	3													
	123	71	2													
	125	33	2													
	126	9	1													
	127	33	4													
	128	28	3													
	129	58	9													
	130	33	12													
	131	88	15													
132	7	3														
133	22	3														
134	38	5														
135	26	2														
136	32	1														
138	20	1														
139	13	3														
140	11	3														
141	14	1														
142	10	3														
143	3	1														
144	13	7														
145	30	3														
41	2	10	2													
	3	6														
	5	10														
	6	46	8													
	7	2														
	9	18	5													
	10	17	7													
	11	112	42													
	13	19	3													
	14	31	18													
	15	44	22													
	16	31	11													
	17	17	5													
	18	8	4													
	19	13	1													
	20	37	18													
	21	32	14													
	22	10	2													
	26	7														
	28	1														
29	23	12														
30	38	17														
31	34	14														
32	14	6														
33	12	5														
34	46	19														
35	65	26														

¹For renter - occupied dwelling units and vacant nonseasonal not dilapidated units, for rent.
²For owner - occupied dwelling units and vacant nonseasonal not dilapidated units, for sale only.

Table 3.—CHARACTERISTICS OF HOUSING FOR CENSUS TRACTS, BY BLOCKS: 1950—Con.

Census tract	Block	All dwelling units by occupancy and tenure					All dwelling units by condition and plumbing facilities			Occupied dwelling units			Contract monthly rent ¹		Value ² of one-dwelling-unit structures			
		Total	Owner occupied	Renter occupied	Vacant non-seasonal not dilap., for rent or sale	Other vacant and non-resident	Number reporting	No private bath or dilap.	No running water or dilap.	Total	Persons per room		Number reporting	Average monthly rent (dollars)	Number reporting	Average value (dollars)		
											Number reporting	1.51 or more					Occupied by non-white	
41	36	15	5	10		15	3		15	15	2		10	34.00	5	5,500		
	37	15	8	7		15	2		15	15			7	21.57	5	5,400		
	38	21	6	15		21	1	1	21	21			15	31.13	3	6,500		
	39	24	8	15	1	24	2	1	23	23			15	35.13	4	5,750		
	40	26	5	20		26	5		25	24	3		18	28.33	3	3,766		
	41	13	7	6		13	2	1	13	13			5	27.60				
	42	30	6	24		30	4	1	30	29	1	1	24	29.62	1			
	43	28	16	12		28	5		28	28			10	38.80	11	5,772		
	44	46	27	15	1	45	7	2	42	42			13	37.30	16	6,268		
	45	13	8	5		13	1	1	13	13	1		4	48.25	7	5,785		
	46	32	16	16		32	3	3	32	32	1	1	16	31.31	5	7,460		
	47	13	8	5		13	2	1	13	13	1		5	31.40	3	5,500		
	48	31	12	19		30	4	1	31	31	2		19	29.63	7	5,785		
	49	18	7	11		18	5	7	18	18			11	29.00	5	6,760		
	50	31	12	19		31	7	3	31	31	1		18	31.00	8	5,887		
	51	35	14	21		35	6		35	35	1	1	20	30.50	8	6,975		
	52	26	12	13	1	26	1		25	25			11	36.36	6	8,000		
	53	33	9	23		32	3	2	32	32			22	23.59	6	6,000		
	54	35	23	12		34	12		35	34	1		11	33.81	13	4,984		
	55	24	15	7		23	5	1	22	22	1		7	27.28	10	4,540		
	56	22	11	11		22	6	2	22	21			10	23.70	8	3,812		
	57	27	9	17		25	10	7	26	25	3	8	17	31.58	7	4,357		
	58	156		156		152			156	156	2		151	29.87				
	59	97		97		95			97	96	1		94	30.36				
	62	10		10		10	1	1	10	10	1		10	20.20				
	63	1																
	42	4	1															
		5	16	5	11		16	13	13	16	16	3		10	32.60	2		
		6	59	26	32		56	45	42	58	57	4	2	30	30.43	16	4,693	
		7	8	4	4		8	8	8	8	8			4	16.00	3	2,833	
		8	1															
		10	13	5	8		13	8	8	13	13	2	2	7	24.42	2		
		18	3		2		2	2	2	2	2			2				
21		6		5		5	4	4	5	5			4	14.00				
23		1																
25		2																
28		1																
29		17		16		17	4	2	16	16			16	19.06				
30		8	5	3		8	3	3	8	8			3	19.33	3	4,500		
31		12	3	9		12	10	9	12	12	1	1	8	18.62	2			
32		11	3	8		11	9	6	11	11	1	1	8	16.37	1			
33		6	1	5		6	2	1	6	6			5	25.00				
34		15	7	8		15	12	10	15	15			7	28.57	4	3,625		
35		8	5	3		8	4	1	8	7			3	45.00	4	3,600		
36		2																
38		7	6	1		7			7	7	1		1		4	5,500		
39		30	13	17		30	12	4	30	30	3	3	17	25.70	8	5,125		
40		25	11	12	1	25	6	5	23	23			12	25.08				
41		42	22	38		40	11	3	40	39	4	4	37	32.75	6	6,366		
42		35	5	30		30	9	2	35	35			30	31.70	1			
43		15	1	14		11	1		15	12			11	22.72				
44		15	2	10		14	7	1	14	14			10	32.20	3	5,666		
45		8	4	5		7			7	6			4	43.75				
46		12	5	7		10	3	1	12	11			7	43.00	4	9,250		
47		14	3	8		10	6	4	11	10			6	19.83	2			
48		9	1	7		8	2	1	8	7			7	33.57	1			
49		12		12		12	3		12	10			11	29.45				
50		10	2	7	1	10	4		9	9			8	27.37				
51		3	2	1		3	2	1	3	3			1		1			
52	12		12		12	3		12	12			12	32.08					
59	19		19		18	16	8	19	17	2		19	29.57					
60	2																	
61	4	1	3		4	1	1	4	4		1	3	17.00					
62	50	14	36		50	28	15	50	49	4	4	34	28.52	5	3,700			
63	22	4	18		22			22	21	1	1	16	29.00	3	6,166			
64	14	1	13		14	12	10	14	14	2		12	33.91					
65	1																	
66	17	3	14		16	6	2	17	17			11	30.09	2				
67	14	3	10	1	14	2		13	13	3		11	27.72	2				
68	17	3	13		16	7		16	16	1		13	32.53	2				
69	9	5	4		9	3		9	9			3	43.33	2				
70	22	1	21		20	17	1	22	22			20	15.65	1				
71	50		50		45	20		50	50	16	3	48	37.79					
73	70	23	46	1	65	18		69	67			46	33.86	15	4,220			
74	18	2	16		16	7		18	18			16	38.87	1				
75	9		9		9	3	3	9	9			9	36.88					
76	3	1	2		2			3	3			1		1				
77	14	2	10		14	3	1	12	12	1		8	32.87					
78	34		34		34	3		34	34			33	31.18					
79	50	21	29		49	14	1	50	50	1		29	40.75	14	5,835			
80	40	26	14		39	4		40	40			13	31.61	21	6,142			
81	37	18	18		36	3		36	36			16	32.81	13	5,484			
82	39	11	28		39	14		39	39	2		26	41.88	6	6,000			

¹For renter - occupied dwelling units and vacant nonseasonal not dilapidated units, for rent.
²For owner - occupied dwelling units and vacant nonseasonal not dilapidated units, for sale only.

HOUSING—BLOCK STATISTICS

Table 3.—CHARACTERISTICS OF HOUSING FOR CENSUS TRACTS, BY BLOCKS: 1950—Con.

Census tract	Block	All dwelling units by occupancy and tenure					All dwelling units by condition and plumbing facilities			Occupied dwelling units				Contract monthly rent ¹		Value ² of one-dwelling-unit structures		
		Total	Owner occupied	Renter occupied	Vacant non-seasonal not dilap., for rent or sale	Other vacant and non-resident	Number reporting	No private bath or dilap.	No running water or dilap.	Total	Persons per room		Occupied by non-white	Number reporting	Average monthly rent (dollars)	Number reporting	Average value (dollars)	
											Number reporting	1.51 or more						
42	83	36	14	21		1	35	10		35	34	4		18	29.00	10	5,720	
	84	23	1	22			23	8		23	22			22	20.40	1		
	85	17	9	8			15	2	1	17	15	1		8	21.87	5	3,180	
	86	1																
	87	13	4	9			13	5	3	13	12	2		9	22.88	4	3,775	
	88	17	8	8		1	15	6	5	16	16	1		7	28.00	5	4,600	
	89	38	2	36			38	27	18	38	38	9	1	35	24.65	1		
	43	1	4	2	2			4	4	4	4	4			3	2		2
		2	7	7				6			7	6			3			1
3		1																
4		50	6	43	1		50	6	3	49	49	5	2	43	34.76	6	3,050	
5		17	13	4			16	13	13	17	16	1	4	3	16.66	10	3,160	
6		1																
7		8	2	6			7	2	1	8	8	2		6	25.50	1		
8		12	5	7			12	4	1	12	12			7	25.28	5	3,320	
9		2																
10		29	18	11			27	5	2	29	28		6	11	24.36	11	5,245	
11		7	2	5			6	2		7	6			4	18.50	1		
12		6	3	3			6	3		6	6			3	8.33	3	5,833	
13		55	20	34		1	52	22	1	54	54	8		34	32.85	8	5,350	
14		33	18	14		1	30	6	2	32	30		4	23	23.08	12	5,125	
15		47	22	24		1	47	22	10	46	46	2	9	23	25.26	11	4,909	
16		44	28	16			43	17	2	44	44	4	8	16	33.62	11	3,945	
17		52	35	15		1	51	13	5	50	50	3		13	25.46	32	4,606	
18		54	30	23		1	53	17	11	53	52	1	3	19	27.84	17	4,323	
19		23	14	9			23	9	5	23	22	2	5	9	24.44	9	4,755	
20		113	59	53	1		105	18	6	112	108	4	13	50	34.16	36	6,222	
21		84	40	44			83	17	7	84	79	6	12	43	30.88	28	4,900	
22		37	22	15			36	3	2	37	37	1		14	34.85	18	5,844	
23		36	21	15			35	9	9	36	36	3		14	27.92	13	5,061	
24		89	33	56			89	25	4	89	89	6	3	54	36.00	23	6,617	
25		62	25	37			62	18	7	62	62	5		34	30.35	13	6,253	
26		68	25	43			68	15	5	68	68	3		40	29.17	14	6,500	
27		64	26	38			63	10	1	64	64	2		36	31.02	16	7,400	
28		78	31	47			76	11		78	75			42	34.40	12	6,233	
29		82	25	56		1	80	27		81	77			53	33.69	9	4,633	
31		41	16	25			40	11	3	41	41	1		24	31.04	10	6,080	
33		31	12	19			30	3	3	31	30			19	25.47	11	6,454	
34		38	1	36		1	38	11	1	37	35			34	32.82			
35		26	13	13			26	2		26	26	1		11	25.27	8	5,375	
36	8	1	7			8	3	1	8	8			6	26.50	1			
37	25		25			25	8		25	23	2		25	25.00				
38	19		19			19	1		19	19			19	31.63				
39	10	3	7			9	1		10	9	1		7	27.28	1			
40	10	1	9			9			10	9	1		9	34.55				
42	39	23	14		2	36			37	37			12	40.66	14	6,735		
43	54	21	33			53	9	1	54	54	1		31	35.09	10	6,720		
44	50	24	26			50	2	1	50	50			25	26.60	14	6,378		
45	45	27	18			44	6	2	45	44	2		17	33.52	17	5,652		
46	48	21	27			48	9	2	48	47			26	30.42	15	6,320		
47	44	24	17		3	41	5	2	41	41	1		16	27.75	12	5,350		
48	34	20	14			32	4	1	34	34			11	46.00	18	5,338		
49	56	26	30			56	10	3	56	55	1		30	34.30	16	6,450		
50	42	25	16		1	42	3		41	41			16	43.37	18	6,861		
51	10	1	9			10			10	10			9	35.88	1			
45	1	2																
	2	4	3	1		4			4	4			1		3	8,933		
	3	3	3			3			3	3				3	15,000			
	4	7	5	2		7		1	7	7			2		8,750			
	5	6	5	1		6			6	6			1		12,000			
	6	15	14	1		15			15	15			1		8,227			
	7	32	23	9		32		1	32	32			9	37.22	19	8,500		
	8	36	25	11		36			36	36			11	40.00	24	8,420		
	9	27	19	7		26		1	26	26			6	35.50	15	6,886		
	10	25	18	7		24			25	24			6	50.00	17	8,558		
	11	38	33	5		36		4	38	38			3	43.33	24	8,675		
	13	51	45	6		50		1	51	51	1		5	46.00	36	8,527		
	14	35	24	10		33		3	34	34			10	42.40	18	8,888		
	15	17	13	4		17		2	17	17			3	40.33	10	8,570		
	16	38	25	13		38		1	38	37			13	39.92	17	9,194		
	17	34	25	8		34		1	33	33			7	51.57	19	9,000		
	18	36	30	4		36			34	33			5	42.00	27	8,625		
	19	20	10	10		19			20	19			8	43.62	6	7,583		
	20	14	10	4		14			14	14			4	45.25	9	9,555		
	21	12	10	2		12		2	12	12			2		8	9,437		
	22	29	25	4		29		2	29	29			3	40.33	18	9,433		
	23	29	26	3		28			29	28			2		19	9,294		
	24	41	34	7		41			41	40		1	5	49.40	29	8,110		
	25	48	41	7		47		2	48	48			6	40.83	34	8,038		
	26	50	41	9		49		2	50	50		1	8	41.50	33	8,081		
	27	22	13	8		21		1	21	21		1	7	35.00	11	6,136		
	28	21	13	8		20		5	21	21			8	38.37	9	6,833		
	29	86	39	45	1	83		5	84	83			44	40.13	23	6,573		

¹For renter - occupied dwelling units and vacant nonseasonal not dilapidated units, for rent.
²For owner - occupied dwelling units and vacant nonseasonal not dilapidated units, for sale only.

Table 3.—CHARACTERISTICS OF HOUSING FOR CENSUS TRACTS, BY BLOCKS: 1950—Con.

Census tract	Block	All dwelling units by occupancy and tenure					All dwelling units by condition and plumbing facilities			Occupied dwelling units			Contract monthly rent ¹		Value ² of one-dwelling-unit structures		
		Total	Owner occupied	Renter occupied	Vacant non-seasonal not dilap., for rent or sale	Other vacant and non-resident	Number reporting	No private bath or dilap.	No running water or dilap.	Total	Persons per room		Occupied by non-white	Number reporting	Average monthly rent (dollars)	Number reporting	Average value (dollars)
											Number reporting	1.51 or more					
45	31	21	15	6					20	2							
	32	14	10	3	1				14					5	48.40	8	10,250
	33	7	2	4		1		3	7	1			3	39.33	10	8,800	
	34	15	14	1					15				1	28.33	1	7,800	
	35	58	39	18		1		5	57				17	46.70	28	7,982	
	36	47	36	11				3	45	1			9	31.66	27	7,414	
	37	6	6						6						5	8,200	
	38	52	27	23	2			10	52	2		1	24	42.70	15	7,460	
	39	33	23	10					33				9	40.88	19	9,515	
	40	34	27	7				3	34				7	34.57	21	9,328	
	41	35	22	13					34				12	38.00	16	10,381	
	42	32	21	11					32				10	52.00	13	9,730	
	43	23	17	6					23				5	94.60	13	10,807	
	44	22	19	3					22				3	81.66	17	9,323	
	45	7	7						7						7	8,214	
	46	28	19	9					28				9	56.44	15	10,733	
	47	27	17	8	1	1			27				8	42.62	15	12,533	
	48	9	9						9						8	10,187	
	49	1															
	50	5	4	1				5	5	5			1		4	2,925	
	52	1															
	53	4	3	1				4	3	3			1		3	6,000	
	54	12	7	5				11	11		1		5	6,420	3	9,000	
	56	43	18	24		1		43	42	3		1	24	6,420	15	11,633	
	57	24	13	10		1		23	23				8	50.87	4	13,250	
	58	29	13	16				29	29				14	62.64	7	12,928	
	59	38	20	18				38	38				17	51.41	3	8,833	
	60	38	12	26				37	38	2			25	51.88	6	9,416	
	61	27	16	11				24	27				10	39.30	9	10,444	
	62	27	12	15				27	27	1			13	37.84	8	8,112	
	63	27	18	9				27	26	3			9	36.66	15	10,500	
	64	43	14	29				41	43	2			28	37.14	10	7,800	
	65	12	6	6				11	12				5	40.60	4	7,500	
	66	47	30	17				47	47				16	45.93	18	7,705	
	67	57	31	26				57	56	5		1	25	33.36	19	7,777	
	68	27	12	15				27	27				14	39.71	8	9,937	
	69	23	15	8				23	23	3			5	40.00	10	7,950	
	70	23	10	13				23	23				13	43.61	7	6,457	
	71	38	27	11				37	38	4			10	40.70	18	9,072	
	72	21	13	8				21	21				8	36.25	9	9,777	
	73	24	11	13				24	24				11	51.27	3	8,600	
	74	21	15	6				19	21				6	33.83	11	7,472	
	75	26	14	12				26	25				10	43.00	10	6,790	
	76	26	12	12		2		26	24				13	44.07	9	6,722	
	77	39	16	23				39	39			1	23	33.65	13	6,961	
46	1	42	25	17				42	41		1		16	50.93	14	8,071	
	2	10	4	6				10	10				6	36.16	1		
	3	46	29	15	1	1		45	44		1		13	46.84	17	8,823	
	4	51	32	18				50	50				18	48.27	20	8,485	
	5	7	4	2		1		6	6				2				
	6	45	26	19				45	45				17	40.52	13	7,400	
	7	29	18	10		1		28	27				3	36.00	11	9,045	
	8	13	9	4				13	13					41.66	6	12,166	
	9	21	21					20	21						15	11,246	
	10	25	23	2				24	25	1	1		1		16	14,556	
	11	17	16	1				17	17						14	13,678	
	13	22	22					16	22						20	14,400	
	14	2															
	15	18	15	3				17	18				2		10	14,200	
	16	2													9	13,777	
	17	13	12			1		13	12				2		23	12,826	
	18	29	27	2				29	29	1	1				4	14,875	
	19	27	9	13		3		24	22				15	100.26	18	12,266	
	20	24	24					24	24						13	11,861	
	21	29	21	8				29	29				7	39.28	26	14,403	
	22	29	27	2				27	29				2		13	16,807	
	23	19	17	2				19	19						19	14,342	
	24	25	24	1				25	25		1		1		13	13,692	
	25	20	16	4				20	20						16	12,281	
	26	17	16		1			17	16				4		13	11,961	
	27	13	15					19	19								
	28	3	1	2				3	3				1				
	29	1															
	31	21	21					21	21				4	66.25	30	10,544	
	32	35	30	4		1		34	34								
	33	32	27	3		2		31	30				3	103.33	26	12,826	
	34	32	30	2		1		32	31				1		29	12,537	
	35	26	22	1		2		26	24				1		19	13,389	
	36	27	25	1				26	26				1		22	11,459	
	37	34	34			1		34	34						27	13,518	
	38	44	43	1				44	44			1	1		36	12,091	
	39	45	43	2				45	44				2		33	11,166	
	40	41	37	4				39	41				2		28	11,978	
	41	36	33	2		1		36	35				2		27	12,425	
	42	21	20	1				20	21				1		19	10,736	

¹For renter - occupied dwelling units and vacant nonseasonal not dilapidated units, for rent.
²For owner - occupied dwelling units and vacant nonseasonal not dilapidated units, for sale only.

HOUSING—BLOCK STATISTICS

Table 3.—CHARACTERISTICS OF HOUSING FOR CENSUS TRACTS, BY BLOCKS: 1950—Con.

Census tract	Block	All dwelling units by occupancy and tenure					All dwelling units by condition and plumbing facilities			Occupied dwelling units			Contract monthly rent ¹		Value ² of one-dwelling-unit structures	
		Total	Owner occupied	Renter occupied	Vacant non-seasonal not dilap., for rent or sale	Other vacant and non-resident	Number reporting	No private bath or dilap.	No running water or dilap.	Total	Persons per room		Number reporting	Average monthly rent (dollars)	Number reporting	Average value (dollars)
											Number reporting	1.51 or more				
46	43	22	21	1		21			22			1		18	12055	
	44	23	21	2		23			23			4	45.75	15	10966	
	45	33	14	19		33			33			3	72.70	4	7500	
	46	39	22	17		39			39		1	3	34.69	16	7062	
	47	40	22	18		40			40			1	51.11	22	7768	
	48	36	23	13		36			36			1	48.33	13	7961	
	49	31	11	20		31			31			1	48.22	18	9244	
	50	44	24	20		44			44			1	44.15	26	7346	
	51	47	28	19		47			47		1	6	38.33	21	7219	
	52	23	10	13		23			21			2	80.54	7	9214	
	53	33	3	30		33			33			3	81.80	3	8833	
	54	23	15	8		23			23			3	80.62	15	12666	
	55	42	3	39		42			42			5	71.00	28	12732	
	56	22	2	20		22			22			2				
	57	27	1	26		27			27			1				
	58	44	1	43		44			44			3	66.66	21	14038	
	59	15	1	14		15			15			3		31	13416	
	60	26	1	25		26			26			1		12	14275	
	61	32	1	31		32			32			1		22	15204	
	62	29	2	27	1	29			29			3	85.00	20	13710	
	63	27	2	25		27			26			2		24	12854	
	64	30	1	29		30			26		1			23	14226	
	65	10	5	5		10			39		1			26	11961	
	66	30	3	27		30			10			5	37.60	4	10275	
	67	41	3	38		41			27			8	60.50	23	9213	
	68	27	1	26		27			41			2		26	12942	
	69	29	1	28		29			26			2		23	12782	
	70	21	2	19		21			29			2		23	13804	
	71	22	2	20		22			41			2	83.50	20	12090	
	72	27	1	26		27			53			3	80.12	10	8970	
	73	53	3	50		53			46		1	1	62.23	17	7970	
	74	47	3	44		47			4							
	75	47	1	46		47			4	3						
	76	40	3	37		40			4			2		31	7093	
	77	51	1	50		51			4			2		24	6558	
	78	45	1	44		45			3			1	49.92	22	6472	
	79	31	1	30		31			5		1		37.89	22	6472	
	80	39	1	38		39			4			1	32.12	28	6607	
	81	31	1	30		31			3			1	46.35	12	7500	
	82	39	3	36		39			3			1	76.66	17	10729	
	83	21	1	20		21			3							
	84	15	1	14		15			2							
	85	15	1	14		15			2							
	86	37	1	36		37			13			4	138.75	5	12400	
	87	28	1	27		28			3			1	51.35	19	12105	
	88	14	6	8		14			3							
	89	9	6	3		9			2			7	77.28	16	11650	
	90	6	6	0		6			14			6	44.50	5	12400	
	91	7	6	1		7			9			7		7	11442	
	92	3	3	0		3			6			5		5	12400	
	93	5	4	1		5			7			6		6	11833	
	94	2	1	1		2			3			5		3	12333	
	95	2				2			5			4		4	12500	
	96	3				3			5			1		1		
	97	3	1	2		3			1							
	98	11	5	6		11			2			1	64.50	5	11300	
47	1	18	2	16		18			11			1	16	351.8	1	
	2	1				1			18							
	3	27	6	21		27			18			1	20	455.0	1	
	4	51	2	49	1	51			26			2	26	455.0	15	7366
	5	51	2	49	1	51			49		1	6	26	34.46	18	6238
	6	13	1	12		13			5							
	7	12	1	11		12			13							
	8	22	2	20		22			12							
	9	7	4	3		7			12							
	10	8	1	7		8			2							
	11	47	3	44		47			2							
	12	55	1	54		55			7							
	13	37	2	35		37			8							
	14	49	2	47		49			8							
	15	10	7	3		10			8							
	16	17	1	16		17			1							
	17	17	7	10		17			1							
	18	18	8	10		18			1							
	19	58	2	56		58			1							
	20	45	2	43		45			1							
	21	37	1	36		37			1							
	22	16	2	14		16			1							
	23	20	2	18		20			1							
	24	40	1	39		40			1							
	25	33	2	31		33			1							
	26	16	1	15		16			1							
	27	12	1	11		12			1							
	28	37	2	35		37			1							
	29	34	2	32		34			1							
	30	39	1	38		39			1							
	31	33	2	31		33			1							
	32	51	1	50		51			1							
	33	41	1	40		41			1							

¹For renter - occupied dwelling units and vacant nonseasonal not dilapidated units, for rent.

²For owner - occupied dwelling units and vacant nonseasonal not dilapidated units, for sale only.

Table 3.—CHARACTERISTICS OF HOUSING FOR CENSUS TRACTS, BY BLOCKS: 1950—Con.

Census tract	Block	All dwelling units by occupancy and tenure					All dwelling units by condition and plumbing facilities			Occupied dwelling units			Contract monthly rent ¹		Value ² of one-dwelling-unit structures		
		Total	Owner occupied	Renter occupied	Vacant non-seasonal not dilap., for rent or sale	Other vacant and non-resident	Number reporting	No private bath or dilap.	No running water or dilap.	Total	Persons per room		Occupied by non-white	Number reporting	Average monthly rent (dollars)	Number reporting	Average value (dollars)
											Number reporting	1.51 or more					
47	34	47	41	5		1	47		46	45			5	5 4.00	30	10 446	
	35	45	36	9			43	3	45	43			9	3 7.55	26	8 100	
	36	49	36	13			48	3	49	48			11	3 8.27	29	7 362	
	37	44	37	7			43	3	44	43	2	23	6	4 3.66	23	6 608	
	38	34	19	15			34	9	34	34	2	32	14	2 4.21	11	5 154	
	39	10	6	4			10	1	10	10			9	3 1.25	6	6 916	
	40	41	29	12			40	4	41	40			3	3 1.55	19	6 873	
	41	68	42	26			67	11	68	65			26	2 6.50	32	4 984	
	42	31	18	11	2		31	2	29	29			13	3 3.38	14	6 207	
	43	64	37	27			64	9	64	63	2	12	25	3 4.36	28	5 842	
	44	56	36	19	1		56	1	55	54		2	18	4 3.77	28	7 103	
	45	42	27	15			42	1	42	42	1	1	14	3 3.21	16	6 125	
	46	47	32	15			46	5	47	47	1	14	15	3 9.13	25	6 560	
	47	31	22	9			31	3	31	31	1	18	9	3 8.44	18	6 511	
	48	30	22	7		1	30	4	29	29	1	26	5	2 0.60	19	4 573	
	49	22	16	6			22	2	22	22		21	5	3 6.00	15	7 766	
	50	23	19	3	1		23	2	22	22	2	21	2	5 5.25	20	6 525	
	51	26	20	5		1	26	4	25	25		17	2	3 8.80	14	5 757	
	52	46	35	9		2	46	5	44	44		15	9	4 5.33	31	7 806	
	53	54	43	11			54	4	54	54	2	2	11	2 8.00	34	7 750	
	54	50	33	16	1		50		49	48			13	3 7.15	27	8 966	
	55	48	39	9			47		48	46			7	4 1.42	27	7 992	
	56	44	33	9		2	44	3	42	42			8	3 6.87	25	7 448	
	57	44	31	12		1	44	5	43	43			11	3 5.36	25	7 060	
	58	57	44	13			57	1	57	56	1	1	9	3 8.11	34	6 426	
	59	43	30	13			43	1	43	43			11	3 9.45	21	6 857	
	60	44	33	11			44	1	44	43			10	4 4.50	24	7 942	
	61	25	11	14			25		25	24	2		11	4 1.36	7	7 252	
	62	47	34	13			47	1	47	46		1	11	4 6.36	23	7 252	
	63	30	20	10			29		30	30	1	2	10	3 9.90	15	8 453	
	64	32	27	3	1	1	32	1	30	30	1	21	3	3 3.33	21	5 752	
	65	23	16	6			23	3	23	22			6	2 5.50	14	4 642	
	66	21	13	8			21	3	21	21		20	8	3 1.50	12	4 583	
48	1	25	19	6			25		25	24			6	3 9.16	12	8 016	
	2	24	20	3		1	24		23	22		1	2		13	7 500	
	3	15	12	2		1	15		14	14		1	1		10	6 450	
	4	25	15	10			25	2	25	24		10	1	2 8.80	15	6 100	
	5	31	20	11			31	7	31	31		1	9	2 9.88	13	7 176	
	6	42	25	17			42	4	42	42		16	9	3 0.12	11	5 545	
	7	46	27	18		1	46	6	45	45		18	18	3 2.88	20	8 020	
	8	40	28	11		1	40		39	37		10	10	3 3.30	20	8 850	
	9	54	27	27			52	5	54	53		26	6	5 0.76	14	8 692	
	10	45	29	16			45		45	44		15	15	3 6.20	26	8 442	
	11	29	28	1			29		29	29			1		25	9 408	
	12	34	20	14			34	4	34	34			13	3 6.23	16	7 812	
	13	60	31	28		1	59	2	59	59		28	8	3 8.17	21	7 857	
	14	21	18	3			21		21	21		3	7	3 1.66	14	8 142	
	15	27	20	7			27		27	27		7	6	4 1.14	17	9 282	
	16	21	15	6			21		21	21		2	7	3 1.33	10	9 430	
	17	39	25	14			39		39	39		14	4	4 3.14	14	9 214	
	18	9	5	4			9		9	9		4	4	4 0.00	5	7 200	
	19	27	15	11		1	25		26	26		10	8	4 6.70	12	9 375	
	20	30	22	8			29		30	30		8	7	6 6.75	17	10 276	
	21	28	21	7			28		28	26			7	4 6.57	14	11 128	
	22	37	17	20			35	1	37	37		19	8	5 6.21	10	11 850	
	23	19	10	8		1	18		18	18		8	5	4 3.87	8	9 075	
	24	15	10	5			14		15	15		5	1	3 8.60	7	10 000	
	25	11	10	1			10		11	11		1	5		8	12 562	
	26	5	5				5		5	5		3	3		5	13 100	
	27	15	12	3			15		15	15		3	2	7 0.00	10	12 150	
	28	21	19	2			20		21	20		2	2		17	13 058	
	29	29	28	1			29		29	29		1	1		25	13 060	
	30	27	26	1			25		27	27		1	1		25	11 276	
	31	27	23	4			26		27	27		3	9	6 0.00	20	11 650	
	32	30	21	9			30		30	29		9	9	5 3.88	19	10 378	
	33	31	21	10			31		31	31		9	9	4 2.66	19	10 421	
	34	26	23	3			25		26	26		3	5	7 0.33	21	9 057	
	35	26	20	6			25		26	26	1	5	5	7 6.00	13	9 538	
	36	21	20	1			21		21	21			16		18	8 462	
	37	19	19				19		19	19			18		17	7 861	
	38	21	18	3			21		21	21		3	5	5 0.00	17	8 735	
	39	27	22	5			27	2	27	27		5	5	4 9.20	17	9 000	
	40	53	37	16			52	1	53	51		15	26	4 8.33	26	8 788	
	41	29	25	4			29		29	29		4	1	3 2.25	22	8 213	
	42	29	28	1			28		29	29		1	1		21	8 509	
	43	170	117	52		1	168	1	169	168	3	50	50	6 9.40	103	8 061	
	44	10	9				10	2	10	9			5		5	5 900	
	45	13	12	1			12	1	13	13			1		6	8 410	
	46	13	8	4		1	12		12	12			1	7 2.40	6	8 000	
	47	11	9	2			11	2	11	11		1	2		8	6 475	

¹For renter—occupied dwelling units and vacant nonseasonal not dilapidated units, for rent.
²For owner—occupied dwelling units and vacant nonseasonal not dilapidated units, for sale only.

HOUSING—BLOCK STATISTICS

Table 3.—CHARACTERISTICS OF HOUSING FOR CENSUS TRACTS, BY BLOCKS: 1950—Con.

Census tract	Block	All dwelling units by occupancy and tenure					All dwelling units by condition and plumbing facilities			Occupied dwelling units			Contract monthly rent ¹		Value ² of one-dwelling-unit structures		
		Total	Owner occupied	Renter occupied	Vacant non-seasonal not dilap., for rent or sale	Other vacant and non-resident	Number reporting	No private bath or dilap.	No running water or dilap.	Total	Persons per room		Occupied by non-white	Number reporting	Average monthly rent (dollars)	Number reporting	Average value (dollars)
											Number reporting	1.51 or more					
48	48	6	5	1		6			6	6							
	49	17	10	7		17	2	1	17	16	1	2	6	433.3	5	6300	
	50	31	25	6		30	3		31	31			6	321.6	23	6416	
	51	23	19	4		23			23	23			4	340.0	16	7534	
	52	21	17	4		21	2		21	20			4	537.5	13	8093	
	53	21	21			21			21	20					20	8207	
	54	5	4	1		5			5	3	1		1		3	6640	
	55	5	5			5			5	5					5	6133	
	56	1															5900
	57	27	23	4		27			27	27			4	307.5	20	7340	
	58	23	22	1		23			23	23			1		16	12881	
	59	30	28	2		30	2		30	30			1		21	7504	
	60	23	21	2		23	2		23	23			2		20	8590	
	61	17	16	1		17			17	17			1		16	8800	
	62	16	14	2		16			16	16			1		11	9272	
	63	23	18	5		23			23	23			5	87.00	15	10326	
	64	19	15	4		19	2		19	19	1		4	432.5	10	11550	
	65	29	25	4		29			29	29			4	80.00	20	10850	
	66	18	14	4		18			18	18			4	70.00	13	11769	
	67	19	19			19			19	19					18	13444	
	68	13	11	2		13			13	13					10	12200	
	69	15	15			15			15	15					14	11357	
	70	6	4	2		6			6	4		1	1		3	14833	
	71	11	11			11			11	11					10	12630	
	72	24	21		3	24			21	21					22	10831	
	73	20	20			19			20	20					17	11423	
	74	27	26	1		27			27	27	1		1		25	10800	
	75	23	19	3		23	1		23	22	1		2		17	12029	
	76	3	2	1		3			2	2			1		1		
	77	18	14	2		18	1		16	16			2		12	10541	
78	34	23	8	1	34	2		15	31			8	812.5	23	9913		
79	16	7	8	1	15			15	14			8	95.00	7	11214		
80	8	8			8			8	8					8	10062		
81	15	14	1		15			15	15			1		14	8321		
82	13	13			13			13	13					13	8600		
49	2	35	7	28		35	4	2	35	34			28	684.2	5	10600	
	3	28	17	11		28	3	1	28	28	2		10	465.0	12	8750	
	4	39	16	23		39	3	1	39	39			21	384.7	11	8772	
	5	10	5	5		10			10	10			5	402.0	3	8500	
	6	41	10	30	1	40			40	40	1		30	404.0	5	10900	
	7	34	5	29		33	3	1	34	34			29	368.2	1		
	8	169	100	66	2	168	12	3	166	165	2	3	64	375.1	68	7195	
	9	36	23	11	2	36			34	33			12	372.5	21	7519	
	10	35	22	11	2	32	2	2	33	33			11	462.7	16	7706	
	11	44	34	10		44	1		44	44			8	406.2	25	8592	
	12	31	28	2	1	31			30	30			2		25	8276	
	13	18	11	7		17			18	18			5	590.0	9	8888	
	14	33	27	6		33			33	33			6	566.6	21	8423	
	15	64	56	8		63	2		64	63			8	431.2	45	8400	
	16	61	45	16		61	3		61	60	1		14	481.4	34	7523	
	17	59	27	31	1	59	4	2	58	57			32	520.3	24	5683	
	18	70	50	20		70	4	2	70	67	2	2	17	460.5	41	6514	
	19	25	18	5	1	25	4		23	23	2		4	465.0	12	7625	
	20	9	9			9			9	8					8	9687	
	21	3	3			3			3	3					3	9333	
	22	18	17	1		18			18	18			1		17	10741	
	23	17	12	5		17			17	17			5	358.0	10	10150	
	24	40	22	17	1	39			39	39			16	546.2	20	9975	
	25	30	25	5		30			30	30	1		4	737.5	13	11346	
	26	37	32	5		37			37	35			5	542.0	24	10604	
	27	16	2	14		15			16	16			13	383.8	1		
	28	37	26	10		36			36	36			10	544.0	19	9310	
	29	33	28	5		33			33	30			3	400.0	21	9000	
	30	18	13	4		18			17	17			4	235.0	10	8300	
	31	21	19	2		21			21	21			2		18	7533	
	32	14	12	2		14			14	14			2		11	6909	
	33	23	14	9		23			23	22			9	333.3	11	7272	
	34	21	11	10		21	3	1	21	21			10	271.0	9	12611	
	35	12	10	2		12	1		12	12			2		10	6888	
	36	13	12	1		13	1		13	13			1		10	6863	
	37	15	14	1		15	2	1	15	15			1		10	5220	
	38	13	8	5		13	2		13	13			1	526.0	16	8083	
	39	15	12	3		15	1		15	15			3	240.0	60	7740	
	40	21	19	2		21			21	21	1		2		17	8617	
	41	19	18	1		19	1	1	19	19			1		17	8164	
	42	30	26	4		30			30	30			3	576.6	24	9166	
	43	33	31	2		33			33	33			2		22	9568	
44	11	8	2		11			10	10			2		10	9000		
45	14	10	2	1	13			12	11			1		10	8400		
46	21	19	1	1	21			20	20			1		15	9320		
47	18	17	1		17			18	16			1		13	9792		
48	21	16	5		21			21	21			5	72.00	14	9642		
49	16	13	3		16			16	16			2		13	10807		
50	24	20	3	1	24			23	23			3	71.00	21	11561		
51	28	24	4		28			28	28			4	80.00	22	9572		

¹For renter - occupied dwelling units and vacant nonseasonal not dilapidated units, for rent.
²For owner - occupied dwelling units and vacant nonseasonal not dilapidated units, for sale only.

Table 3.—CHARACTERISTICS OF HOUSING FOR CENSUS TRACTS, BY BLOCKS: 1950—Con.

Census tract	Block	All dwelling units by occupancy and tenure					All dwelling units by condition and plumbing facilities			Occupied dwelling units			Contract monthly rent ¹		Value ² of one-dwelling-unit structures		
		Total	Owner occupied	Renter occupied	Vacant non-seasonal not dilapid., for rent or sale	Other vacant and non-resident	Number reporting	No private bath or dilap.	No running water or dilap.	Total	Persons per room		Occupied by non-white	Number reporting	Average monthly rent (dollars)	Number reporting	Average value (dollars)
											Number reporting	1.51 or more					
49	52	27	25	2		26			27	26			2		23	10,295	
	53	31	30	1		31			30	30					28	10,939	
	54	34	33	1		33			31	31			1		28	11,392	
	55	34	31	3		34	1	.1	34	34			2		27	11,196	
	56	34	31	3		31			34	34	1		2		26	9,319	
	57	31	29	2		31			30	29			1		26	9,069	
	58	29	28	1		29			29	29			1		25	9,488	
	59	29	27	2		28	2		29	29			1		26	10,553	
	60	24	24			22			24	23			1		23	9,556	
	61	30	26	3	1	30			29	28			3	5,266	24	9,129	
	62	23	18	5		23			23	22			5	62.00	13	9,869	
	63	20	19	1		20			20	20			1		17	6,858	
	64	26	13	13		24	8	1	26	25	1		12	39.91	10	7,150	
	65	10	7	3		10			10	10			3	61.66	5	10,180	
	66	5	5			5			5	5					4	9,375	
	67	18		18		18			18	18			18	75.00			
	68	1															
50	1	16		16		16		7	16	16			16	27.87			
	2	12		11		12		8	12	12			9	48.00			
	3	9	1	6		9	1		8	8			6	49.50			
	4	6		6		6			6	6			6	13.33			
	5	4	1	3		4		1	4	4			2		1	6,400	
	6	28	9	19		28		9	28	28	2		18	30.94	8	6,400	
	7	38	21	17		38		14	38	37			16	38.75	13	5,692	
	8	51	16	33	1	49		11	49	48	1		30	36.23	8	6,475	
	9	42	18	24		41		11	42	41			22	40.00	9	4,877	
	10	46	14	31		46		26	45	45	3		31	26.12	9	5,733	
	11	24	15	9		24		5	24	24	1		8	42.50	11	5,536	
	12	3	1	2		3		3	3	3			2		1		
	13	32	15	17		32		16	32	32	1		16	34.50	5	5,000	
	14	24	8	16		24		12	24	24			15	30.93	2		
	15	17	8	9		17		14	17	17	1		8	31.25	3	7,000	
	16	1				1											
	17	30	20	10		30		8	30	29			9	37.22	14	4,321	
	18	32	14	18		32		2	32	32	1		16	39.25	11	6,300	
	19	27	15	12		27		5	27	27			12	35.50	8	7,062	
	20	24	13	11		24		5	24	24	1		11	46.81	10	7,910	
	21	22	13	9		21		3	22	22	2		8	38.75	11	7,790	
	22	2				2			2	2							
	23	45	30	15		44		4	45	45			14	40.00	22	7,090	
	24	46	30	15		45		5	45	44			14	40.71	19	7,605	
	25	13	11	2		13			13	13			2		9	8,333	
	26	65	33	32		64		15	65	63			30	34.16	27	5,370	
	27	56	31	25		55		12	56	53	3		24	34.20	25	5,504	
	28	27	15	11		27		11	26	26	1		11	22.72	10	5,560	
	29	43	25	18		43		3	43	43	1		17	34.05	17	5,823	
	30	58	29	29		58		9	58	58	3		26	28.26	20	6,940	
	31	66	33	33		66		2	66	66	1		32	35.71	25	5,900	
	32	9	3	6		9		1	9	8			6	41.16	2		
	33	22	12	10		22		2	22	21			10	40.90	7	7,071	
	34	20	12	8		20			20	20			7	35.28	11	5,609	
	35	19	13	6		18			19	18	1		5	36.00	12	6,625	
	36	1				1											
	37	25	11	13		25		15	24	24			13	35.00	6	5,916	
	38	19	9	10		19		3	19	19			10	24.60	9	6,033	
	39	14	11	3		14			14	14			3	32.66	9	5,722	
	40	21	9	12		21		3	21	21	3		12	28.08	7	4,000	
	41	22	9	12	1	21		4	21	21			9	39.66	6	5,416	
	42	1				1											
	43	7	4	3		7		1	7	7			3	58.33	4	9,625	
	44	19	14	5		19		5	19	19			4	55.00	10	10,310	
	45	17	12	4		17			16	16			4	40.25	9	11,333	
	46	19	15	4		19			19	19			4	31.25	12	7,791	
	47	52	39	13		52		6	52	51			11	56.81	30	5,876	
	48	60	42	17		60		5	59	56	2		15	35.53	31	7,906	
	49	4	3	1		4			4	4			1		2		
	50	39	30	9		33		6	39	37	1	1	9	40.44	23	6,552	
	51	30	24	6		25			30	30			5	34.20	21	5,904	
	52	44	27	15		41		3	42	38	1	1	12	37.41	20	5,640	
	53	37	24	13		37		10	37	36	1	4	13	33.23	21	5,619	
	54	9	6	3		8		1	9	9			3	45.33	4	8,000	
	55	2				2											
	56	2				2											
	57	16	11	5		16		7	16	16		6	5	24.80	7	4,428	
	58	19	10	9		19		1	19	19	1		8	30.87	8	5,537	
	59	9	8	1		9			9	9			1		6	4,916	
	60	11	7	4		11		2	11	11			4	43.50	6	6,083	
	61	21	10	10		21		5	20	20	1		10	43.20	8	5,000	
	62	1				1											
	63	6	3	1		6			4	4			1		4	6,625	
	64	13	10	3		13			13	13	1		3	66.66	6	7,000	
	65	10	7	3		10			10	10			3	38.00	4	5,575	
	66	10	7	3		10		3	10	10			3	38.00	5	5,300	
	67	9	7	2		8		6	9	9	1		1	29.66	4	3,625	
	68	6				6		2	5	6		6	1		4	4,550	

¹For renter - occupied dwelling units and vacant nonseasonal not dilapidated units, for rent.
²For owner - occupied dwelling units and vacant nonseasonal not dilapidated units, for sale only.

HOUSING—BLOCK STATISTICS

Table 3.—CHARACTERISTICS OF HOUSING FOR CENSUS TRACTS, BY BLOCKS: 1950—Con.

Census tract	Block	All dwelling units by occupancy and tenure					All dwelling units by condition and plumbing facilities			Occupied dwelling units			Contract monthly rent ¹		Value ² of one-dwelling-unit structures	
		Total	Owner occupied	Renter occupied	Vacant non-seasonal not dilap., for rent or sale	Other vacant and non-resident	Number reporting	No private bath or dilap.	No running water or dilap.	Total	Persons per room		Number reporting	Average monthly rent (dollars)	Number reporting	Average value (dollars)
											Number reporting	1.51 or more				
50	69	24	14	10												
	70	5	5													
	71	17	12	5												
	72	30	18	10	1	1										
	73	13	5	8												
	74	15	10	5												
	75	1														
51	2	13	9	3	1											
	3	59	34	24	1											
	4	42	28	13	1											
	5	25	16	9												
	6	15	8	7												
	7	4	4													
	8	44	23	20		1										
	9	42	25	17												
	10	24	17	7												
	11	42	33	9												
	12	21	12	9												
	13	43	33	10												
	14	13	8	5												
	15	9	6	2		1										
	16	15	9	6												
	17	24	17	6		1										
	18	18	10	8												
	19	31	21	10												
	20	2	2													
	21	2	6	2												
	22	6	4	2												
	23	13	6	5		2										
	24	9	9													
	25	39	39	39												
	26	26	4	22												
	27	70	1	69												
	28	20		20												
	29	99		99												
	30	19	10	9												
	31	50	2	47		1										
	32	47	7	40												
	33	1														
	34	16	11	5												
35	3	2	1													
36	5	2	3													
37	4	3	1													
38	7	7														
39	2															
40	6	4	2													
41	2															
42	8	5	3													
43	5	5														
44	1															
45	2															
46	4															
47	8				1											
48	36	100	263													
52	1	49	12	33	2	2										
	2	21	8	13												
	3	29	11	16	1	1										
	4	20	7	13												
	5	38	17	21												
	6	62	16	44		2										
	7	61	14	46												
	8	27	7	20		1										
	9	44	8	36												
	10	28	8	20												
	11	37	5	32												
	12	42	7	34												
	13	40	4	36												
	14	19		18		1										
	15	25		25												
	16	31	1	29												
	17	1														
	18	15		14												
	19	8		8												
	20	6		6												
	21	4	1	3												
	22	19	1	18												
	23	16		16												
	24	13	8	4												
	25	19	9	10												
	26	15	6	8												
	27	14	3	9		1										
	28	19	6	12												
	29	11	3	8												
	30	14	3	9												
31	19	6	12													
32	27	11	16													
33	33	5	28													
34	27	17	26													
35	33	17	26													
36	44	27	23													
37	50	27	23													

¹For renter - occupied dwelling units and vacant nonseasonal not dilapidated units, for rent.²For owner - occupied dwelling units and vacant nonseasonal not dilapidated units, for sale only.

Table 3.—CHARACTERISTICS OF HOUSING FOR CENSUS TRACTS, BY BLOCKS: 1950—Con.

Census tract	Block	All dwelling units by occupancy and tenure					All dwelling units by condition and plumbing facilities			Occupied dwelling units			Contract monthly rent ¹		Value ² of one-dwelling-unit structures		
		Total	Owner occupied	Renter occupied	Vacant non-seasonal not dilap., for rent or sale	Other vacant and non-resident	Number reporting	No private bath or dilap.	No running water or dilap.	Total	Persons per room		Occupied by non-white	Number reporting	Average monthly rent (dollars)	Number reporting	Average value (dollars)
											Number reporting	1.51 or more					
52	38	52	21	28	2	1	50	21	9	49	47	3	26	27.57	14	4,328	
	39	4	1	3			4	1		4	4		3	25.66	1		
	40	2															
	41	21	13	8			20	5		21	20	1	8	30.87	12	3,958	
	42	7	7	2			9	2		9	9		2		6	4,016	
	43	58	34	24			55	29	1	58	57	5	24	231.6	17	3,876	
	44	87	33	54			87	25		87	86		49	28.55	16	5,675	
	45	62	37	25			60	3		62	59		24	27.66	22	4,650	
	46	32	15	17			31	7		32	32	1	16	28.75	9	5,111	
	47	25	14	11			25	7		25	25		11	36.54	8	4,775	
	48	21	7	14			21	9	2	21	21		14	20.57	4	4,375	
	49	19	11	8			19	4		19	19	1	8	21.12	10	4,110	
	50	32	15	16		1	31	9		31	30	1	14	25.92	10	4,510	
	51	14	9	5			14	2		14	14	2	5	30.60	8	4,262	
	52	12	4	8			10	5	2	12	11		8	22.25	2		
	53	12	4	8			30	9	2	31	30	3	19	19.00	6	6,150	
	54	17	12	19			46	17	11	46	44	1	26	37.88	12	4,300	
	55	47	17	29		1	53	15	8	54	52	4	39	23.10	6	4,366	
	56	55	12	42			3			4	4		1		1		
	57	8	2	6			8	6	1	8	8		6	27.16	1		
	58	3	1	1		1	2			2	1		1				
	59	8	1	8			8	1		8	8		8	39.12			
	60	17	1	16		1	17	14	7	17	17		17	27.76	1		
	61	18	1	26			27	11	5	27	27		26	26.07			
	62	57	4	53			57	36	14	57	57	2	52	30.84			
	63	44	22	20		1	43	13	5	42	42		20	40.05			
	64	72	28	43		3	73	29	13	71	71	7	43	29.30	15	5,026	
	65	2															
	66	2															
	67	19	10	9			18	6	4	19	18	1	9	30.33	7	5,357	
	68	9	1	8			9	5	5	9	7		7	30.71	1		
	69	66	29	37		1	66	19	2	66	66	1	35	26.62	21	6,480	
	70	29	19	9			27	5	3	28	28		9	19.88	1	4,961	
	71	33	12	21			31	8		33	33	1	20	25.40	10	10,555	
	72	11	4	7			10	1	1	11	11		7	41.00	4	5,000	
	73	11	5	3			8	1		8	8	1	3	31.33	4	4,666	
	74	25	9	16			24	2		25	25	1	16	26.25	6	5,666	
	75	6					6			6	6		2		3	5,933	
	76	14	9	5			14			14	14		4	25.50	8	6,487	
	77	15	10	5			14	1		15	15	1	4	36.25	7	5,928	
	78																
	79	16	13	3			15	5		16	16	1	3	44.33	9	5,388	
	80	13	7	6			13	4		13	13	2	6	33.00	6	6,583	
53	1	76	14	60		2	75	4		74	74	2	4	58	4,551	4	7,000
	2	7	5	5			5			5	5		1	51.00	1		
	3	31	7	24			31	8		31	31		22	48.50	3		
	4	58	12	45		1	58	2		57	55		45	48.51	7	5,466	
	5	25	13	12			24	7		25	24		12	48.51	7	6,557	
	6	26	13	22		1	35	7		35	34		20	37.58	7	5,285	
	7	33	11	22			33	1		33	33		21	44.00	7	6,285	
	8	15	4	44			59	23		59	57	3	42	41.61	5	5,100	
	9	32	11	21			32	7		32	32		20	38.54	4	11,500	
	10	41	8	33			40	2		41	40		32	42.50	7	9,428	
	11	15	5	10			15			15	15		10	60.28	1		
	12	7	4	3			6			7	6		2	35.70	3	8,500	
	13	1															
	14	8	2	6				1		8	7		6	29.66	1		
	15	15	7	8			13	3		15	13	1	7	45.71	4		
	16	25	7	18			24	5		25	23		15	32.00	3	6,500	
	17	19	4	15			18	5	1	19	19		1	37.06	1		
	18	40	18	22			40	4		40	40		2	27.95	8	5,412	
	19	30	11	19			29	15		30	30	1	2	40.11	4	6,375	
	20	17	7	10			16	4	1	17	17		9	31.11	3	7,500	
	21	100	13	87			96	17	3	100	100	10	1	86	40.03	6	7,666
	22	19	4	15			19	3		19	19	1	1	15	42.00	1	
	23	46	11	34		1	42	6		45	42	2	3	32.37	4	4,575	
	24	13	2	11			13	2		13	13		9	26.33	1		
	25	21	1	20			21	6		21	20	2	1	18	21.94		
	26	16	3	16		2	20	5		19	18		17	40.11	3		
	27	27	4	21		1	26	5		25	22		20	29.60	3	7,833	
	28	33	7	31		1	34	9		38	36	1	31	30.90	3	8,733	
	29	92	40	58		1	99	23	2	98	97	1	58	34.44	2	9,072	
	30	9	3	6			7	5		9	8		5	18.80	1		
	31	17	3	14			17	2		17	17		2	6	12	3,600	
	32	46	10	45		1	43	4	1	45	44		44	31.40	2		
	33	31	4	40			40			41	41		30	36.00	5	4,500	
	34	11	4	11			14			15	14		9	28.00	1		
	35	15	4	21			23	2	2	25	24		19	33.47			
	36	28	1	20			20	1		21	20		20	43.65			
	37	30	15	15			28	1		30	28	1	14	29.92	9	6,144	
	38	7	7	20			26	2	2	27	27		19	39.47	1		
	39	15	6	9			15	3		15	14		9	69.44	1		
	40	43	5	37		1	42			42	40	1	36	38.02	1		
	41																
	42	19	12	7			17	2		19	18		6	46.66	6	6,133	
	43	34	5	32		1	34			37	37	1	32	32.18	1		

¹For renter - occupied dwelling units and vacant nonseasonal not dilapidated units, for rent.
²For owner - occupied dwelling units and vacant nonseasonal not dilapidated units, for sale only.

HOUSING—BLOCK STATISTICS

Table 3.—CHARACTERISTICS OF HOUSING FOR CENSUS TRACTS, BY BLOCKS: 1950—Con.

Census tract	Block	All dwelling units by occupancy and tenure					All dwelling units by condition and plumbing facilities			Occupied dwelling units			Contract monthly rent ¹		Value of one-dwelling-unit structures		
		Total	Owner occupied	Renter occupied	Vacant non-seasonal not dilapid., for rent or sale	Other vacant and non-resident	Number reporting	No private bath or dilap.	No running water or dilap.	Total	Persons per room		Number reporting	Average monthly rent (dollars)	Number reporting	Average value (dollars)	
											Number reporting	1.51 or more					Occupied by non-white
53	44	3	9	2	1	3			3	3		1	2	3	4	6,750	
	45	13	5	8	1	3			3	4			2	3	2	9,166	
	46	4		1	1	2			2	2			2	3	6	7,275	
	47	1		2		4			4	4			1	2	13	7,092	
	48	1		2		2			2	2			1	2	8	8,062	
	49	1		2		2			2	2			1	2	5	5,410	
	50	1		2		2			2	2			1	2	5	8,000	
	51	1		2		2			2	2			1	2	4	9,000	
	52	1		2		2			2	2			1	2	5	8,000	
	53	1		2		2			2	2			1	2	4	9,000	
	54	1		2		2			2	2			1	2	5	8,000	
	55	1		2		2			2	2			1	2	5	8,000	
	56	1		2		2			2	2			1	2	5	8,000	
	57	1		2		2			2	2			1	2	5	8,000	
	58	1		2		2			2	2			1	2	5	8,000	
	59	1		2		2			2	2			1	2	5	8,000	
	60	1		2		2			2	2			1	2	5	8,000	
	61	1		2		2			2	2			1	2	5	8,000	
	62	1		2		2			2	2			1	2	5	8,000	
	63	1		2		2			2	2			1	2	5	8,000	
	64	1		2		2			2	2			1	2	5	8,000	
	65	1		2		2			2	2			1	2	5	8,000	
	66	1		2		2			2	2			1	2	5	8,000	
	67	1		2		2			2	2			1	2	5	8,000	
	68	1		2		2			2	2			1	2	5	8,000	
	69	1		2		2			2	2			1	2	5	8,000	
	70	1		2		2			2	2			1	2	5	8,000	
	71	1		2		2			2	2			1	2	5	8,000	
	72	1		2		2			2	2			1	2	5	8,000	
	73	1		2		2			2	2			1	2	5	8,000	
	74	1		2		2			2	2			1	2	5	8,000	
	75	1		2		2			2	2			1	2	5	8,000	
	76	1		2		2			2	2			1	2	5	8,000	
	77	1		2		2			2	2			1	2	5	8,000	
	78	1		2		2			2	2			1	2	5	8,000	
	79	1		2		2			2	2			1	2	5	8,000	
	80	1		2		2			2	2			1	2	5	8,000	
	81	1		2		2			2	2			1	2	5	8,000	
	82	1		2		2			2	2			1	2	5	8,000	
	83	1		2		2			2	2			1	2	5	8,000	
	84	1		2		2			2	2			1	2	5	8,000	
	85	1		2		2			2	2			1	2	5	8,000	
	86	1		2		2			2	2			1	2	5	8,000	
	87	1		2		2			2	2			1	2	5	8,000	
	88	1		2		2			2	2			1	2	5	8,000	
	89	1		2		2			2	2			1	2	5	8,000	
	90	1		2		2			2	2			1	2	5	8,000	
	91	1		2		2			2	2			1	2	5	8,000	
	92	1		2		2			2	2			1	2	5	8,000	
	93	1		2		2			2	2			1	2	5	8,000	
	94	1		2		2			2	2			1	2	5	8,000	
	95	1		2		2			2	2			1	2	5	8,000	
	96	1		2		2			2	2			1	2	5	8,000	
	97	1		2		2			2	2			1	2	5	8,000	
	98	1		2		2			2	2			1	2	5	8,000	
	99	1		2		2			2	2			1	2	5	8,000	
	100	1		2		2			2	2			1	2	5	8,000	
	101	1		2		2			2	2			1	2	5	8,000	
	102	1		2		2			2	2			1	2	5	8,000	
	103	1		2		2			2	2			1	2	5	8,000	
	104	1		2		2			2	2			1	2	5	8,000	
	54	2	1				1			1							
		3	1				1			1							
		4	1				1			1							
		5	1				1			1							
		6	1				1			1							
		7	1				1			1							
		8	1				1			1							
		9	1				1			1							
		10	1				1			1							
		11	1				1			1							
		12	1				1			1							
		13	1				1			1							
		14	1				1			1							
		15	1				1			1							
		16	1				1			1							
		17	1				1			1							
		18	1				1			1							
		19	1				1			1							
		20	1				1			1							
		21	1				1			1							
		22	1				1			1							
		23	1				1			1							
		24	1				1			1							
		25	1				1			1							
		26	1				1			1							
		27	1				1			1							
		28	1				1			1							
		29	1				1			1							

¹For renter - occupied dwelling units and vacant nonseasonal not dilapidated units, for rent.
²For owner - occupied dwelling units and vacant nonseasonal not dilapidated units, for sale only.

Table 3.—CHARACTERISTICS OF HOUSING FOR CENSUS TRACTS, BY BLOCKS: 1950—Con.

Census tract	Block	All dwelling units by occupancy and tenure					All dwelling units by condition and plumbing facilities			Occupied dwelling units			Contract monthly rent ¹		Value ² of one-dwelling-unit structures		
		Total	Owner occupied	Renter occupied	Vacant non-seasonal not dilap., for rent or sale	Other vacant and non-resident	Number reporting	No private bath or dilap.	No running water or dilap.	Total	Persons per room		Occupied by non-white	Number reporting	Average monthly rent (dollars)	Number reporting	Average value (dollars)
											Number reporting	1.51 or more					
54	30	48	20	27	1	47	3		47	46			28	3889	8	9,537	
	31	30	22	8		29	1		30	29			8	4037	16	7,406	
	32	19	14	5		19	1		19	17			5	3920	11	9,227	
	33	27	15	12		27			27	26	1		12	3725	12	7,750	
	34	43	19	24		41	8		43	42	1		12	2469	15	5,446	
	35	49	30	19		48	2		49	48	1		17	2752	25	6,156	
	36	36	17	19		36	4	2	36	36			19	3163	12	8,350	
	37	9	7	1	1	9			8	8			1	6333	4	7,250	
	38	11	8	3		11			11	11			1		8	8,550	
	39	5	3	2		5	1		5	5	1		2		2		
	40	14	11	2	1	14	1		13	13	1		2		9	9,833	
	41	22	14	8		21			22	21	1		2	5400	8	8,112	
	42	53	30	21	1	53	3	1	51	49	1	5	200	3355	21	7,085	
	43	61	26	35		60			61	61	1	5	35	2637	19	5,878	
	44	26	19	7		24	3		26	26			7	4657	14	8,035	
	45	24	10	14		23			24	23			13	5907	7	11,642	
	46	37	21	15	1	36			36	35			16	3618	11	10,181	
	47	28	14	14		27			28	26			12	3958	9	8,477	
	48	20	14	6		20			20	20			6	5100	10	11,550	
	49	28	18	10		28			28	28	1		10	4930	18	9,200	
	50	42	27	14		41		1	41	40			14	3957	25	8,980	
	51	9	8	1		9			9	9			1		5	10,900	
	52	37	22	15		37			37	36			14	4678	18	8,583	
	53	21	20	1		20			21	17			18		18	8,638	
	54	26	15	11		26			26	25			10	3910	10	7,480	
	55	38	27	11		38	2	1	38	38			11	3909	19	5,831	
	56	45	23	22		45			45	44		17	22	3372	15	5,806	
	57	29	22	7		29	2	1	29	29			7	5000	18	8,950	
	58	80	54	24	2	77	4		78	77			23	4926	37	10,635	
	62	39	26	13		38	5		39	39		1	13	4453	16	10,593	
	63	38	26	12		37			38	37			11	4172	17	9,982	
	64	28	19	9		28	1	1	28	27			8	3687	16	9,325	
	65	10	9	1		10			10	10			1		5	11,500	
	66	41	21	19	1	41	1		40	40	1		20	2835	14	6,578	
	67	51	27	24		51	2		51	50	1		20	3710	17	13,576	
	68	36	25	10		36	2		35	34			13	3388	22	6,295	
	69	35	21	14		34			35	32			13	3676	17	6,441	
	70	15	9	6		15			15	15			6	5200	8	9,500	
	71	41	24	17		40			41	40			16	3881	20	10,050	
	72	48	25	23		46	2		48	47			21	3961	16	9,000	
	73	31	21	10		31	1		31	31			10	4600	15	9,860	
	74	15	14	1		15			15	15			1		13	9,538	
	75	9	4	5		9			9	9			5	4420	3	11,466	
	76	11	9	1		11			10	10			1		10	12,850	
	78	15	14	1	1	14			15	14			1		13	11,500	
	80	3	3			3			3	3			5	4940	6	11,333	
	82	13	8	5		12			13	13			17	3988	15	7,686	
	83	44	26	18		42			44	43			3	3983	11	8,409	
	84	47	16	31		47			47	47	1	1	3	3333	4	7,500	
	85	13	9	4		13			13	12			3				
	86	29	16	13		27			29	26			12	3466	10	6,670	
	87	37	19	18		36	4	1	37	37			17	3688	14	6,671	
55	2	12	8	4		12			12	11			4	5500	7	10,442	
	3	20	20			20			20	20					19	11,289	
	4	20	20			20			20	20					18	10,838	
	5	26	12	13	1	25			25	25			12	3691	10	10,610	
	6	19	12	7		19			19	19			7	3871	8	11,562	
	7	13	9	4		12			13	13			4	4300	7	8,000	
	8	28	22	6		25	3		28	28	1		6	4083	16	7,318	
	9	44	28	16		42	2		44	43			15	5553	21	8,976	
	10	54	33	21		53			54	54			21	6019	27	11,722	
	11	67	34	33		66	1	1	67	66			32	5165	24	12,254	
	12	87	37	50		86			87	86			49	5134	28	11,257	
	13	30	17	13		30			30	30	1		12	3916	11	8,409	
	14	36	26	10		36	2		36	36			9	4344	20	6,490	
	15	37	22	15		37			37	37			14	4107	16	7,218	
	16	35	19	16		35		1	35	35			16	3737	16	11,062	
	17	37	24	13		37	1	1	37	37			12	4550	13	9,846	
	18	46	22	24		44			46	46		2	22	4213	14	9,250	
	19	48	19	29		48	7		48	46			28	4053	11	8,000	
	20	40	13	27		39			40	39			26	4119	10	7,150	
	21	40	15	22	3	40	2		37	36			22	3922	9	7,777	
	22	43	9	33		43			42	41			31	3538	6	10,166	
	23	29	14	14		29	1		28	28			14	3600	12	9,208	
	24	30	19	11	1	30	2		30	30			11	3963	13	9,538	
	25	29	14	15		29		1	29	27			14	5242	10	8,200	
	26	36	22	14		36	4		36	35			12	4183	18	7,511	
	27	32	20	12		32	4		32	31	1		12	4516	16	8,000	
	28	27	20	7		27	3		27	27			5	4420	13	8,884	
	29	29	21	8		29			29	29			8	4887	18	9,138	
	30	40	32	8		40	1	1	40	39			7	3714	29	7,472	
	31	44	35	8	1	44	1		43	43	1		7	4357	34	7,185	
	32	36	31	5		35		2	36	35			4	4150	27	13,900	
	33	27	17	10		26			27	27			10	3990	13	8,615	

¹For renter - occupied dwelling units and vacant nonseasonal not dilapidated units, for rent.
²For owner - occupied dwelling units and vacant nonseasonal not dilapidated units, for sale only.

HOUSING—BLOCK STATISTICS

Table 3.—CHARACTERISTICS OF HOUSING FOR CENSUS TRACTS, BY BLOCKS: 1950—Con.

Census tract	Block	All dwelling units by occupancy and tenure					All dwelling units by condition and plumbing facilities			Occupied dwelling units			Contract monthly rent ¹		Value ² of one-dwelling-unit structures		
		Total	Owner occupied	Renter occupied	Vacant non-seasonal not dilap. for rent or sale	Other vacant and non-resident	Number reporting	No private bath or dilap.	No running water or dilap.	Total	Persons per room		Occupied by non-white	Number reporting	Average monthly rent (dollars)	Number reporting	Average value (dollars)
											Number reporting	1.51 or more					
55	34	27	19	8					27	27			7	48.00	15	9,100	
	35	36	19	17				3	36	36			17	46.11	12	8,400	
	36	40	22	17	1			4	40	39			17	40.41	15	7,380	
	37	28	18	10				1	27	27			8	38.87	12	7,500	
	38	26	14	12				6	26	26			12	51.25	8	9,375	
	39	24	20	4				2	23	24			4	36.75	16	9,362	
	40	12	9	3					11	12	11		3	50.65	6	9,883	
	41	33	16	17					32	33	33		17	42.23	12	10,833	
	42	27	8	19					27	27	27		19	35.84	6	8,750	
	43	24	13	11					24	24	24		10	41.30	9	7,244	
	44	25	14	11					24	24	24		10	48.90	7	7,500	
	45	22	14	8					22	21	21	1	7	52.14	8	9,875	
	46	26	7	19					25	26	26		19	38.63	5	9,000	
	47	24	13	11					24	24	24		11	42.27	5	10,200	
	48	20	10	10					20	20	20		10	41.10	9	7,300	
	49	16	9	7					15	16	16		7	54.42	7	12,142	
	50	44	35	8					41	43	43		8	50.87	27	11,340	
	51	57	36	20		1			56	56	56		20	64.70	29	12,544	
	52	63	42	26					68	66	66		25	49.40	36	12,347	
	53	68	48	26					68	66	66		25	49.40	36	12,347	
	54	38	26	11	1				37	37	37	1	12	54.91	23	9,591	
	55	30	24	6					28	3	3		6	45.83	18	7,577	
	56	21	17	4					18	21	20		3	50.00	16	10,000	
	57	18	18						18	18	17		14	10.428	14	10,428	
	58	23	4	8					27	27	27		4	47.50	20	10,175	
	59	33	25	8					32	33	33		7	49.28	17	9,911	
	60	28	24	1					25	25	25		1	44.09	13	9,592	
	61	33	17	22					39	39	39		22	40.00	3	10,500	
	62	26	9	16		1			26	25	25		16	40.00	3	10,500	
	63	14	12	2					14	14	14		2	40.00	10	8,480	
	64	20	19	1					18	20	20		1	11.186	15	11,186	
	65	20	16	4					19	20	20		3	13.33	13	11,653	
	66	13	10	3					12	13	12		1	10.11	9	10,111	
	67	19	17	2					19	19	19		1	10.00	16	10,000	
	68	26	4	4					25	26	26		3	60.66	7	11,071	
	69	32	21	11					32	32	32		9	48.33	19	10,484	
	70	18	16	1		1			18	17	17		14	13.21	14	13,211	
	71	24	20	4					24	24	24		4	45.00	16	10,031	
	72	23	19	4					22	23	23		4	48.25	15	11,466	
	73	27	22	5					26	27	27		3	41.00	14	10,322	
	74	28	19	9					28	28	28		8	36.37	17	9,682	
	75	36	21	14		1			35	34	34		13	43.46	17	7,882	
	77	16	15	1					16	14	14		1	10.666	9	10,666	
	78	26	13	13					25	25	25		12	38.00	9	6,955	
	79	24	16	8					24	24	24		8	29.25	12	8,583	
	80	32	10	22					31	32	32		22	35.59	8	8,837	
	81	26	11	15					25	26	26		14	36.57	7	8,671	
	82	17	14	2		1			17	16	16		3	55.66	12	9,625	
83	20	14	6					20	19	19		12	37.58	5	6,900		
84	27	15	14					27	27	27		12	37.83	12	8,016		
85	14	9	5					13	14	14		5	38.60	8	7,537		
86	27	18	9					27	27	27		17	37.41	5	8,700		
87	39	6	18		1			32	38	34		30	50.36	5	6,700		
88	23	13	8					21	23	23		9	36.11	9	7,655		
89	33	8	23		2			30	31	29		22	52.59	4	7,375		
56	1	29	17	12				28	29	29		10	41.30	15	8,266		
	2	34	18	16				34	33	33		15	35.33	12	7,266		
	3	22	15	7				22	22	22		6	36.00	8	6,812		
	4	27	26	1				46	46	46		20	31.05	19	6,184		
	5	20	15	5		1		22	22	22		7	32.28	14	4,778		
	6	20	15	5				20	20	20		5	29.40	11	4,772		
	7	24	3	21				23	24	24		2	23.38	2	4,772		
	8	21	6	15				20	20	20		5	29.40	11	4,772		
	9	14	9	5				13	14	14		15	29.20	4	8,000		
	10	16	10	6				16	16	16		4	22.00	7	3,828		
	11	15	5	9		1		15	14	14		6	33.83	4	4,350		
	12	29	16	13				29	29	29		9	30.55	4	4,875		
	13	19	14	5				19	19	19		12	33.08	11	5,363		
	14	17	8	9				17	17	17		4	35.00	11	6,681		
	15	39	12	27				38	39	39		8	34.37	5	5,740		
	16	24	14	10				24	24	24		2	33.15	10	5,210		
	17	20	8	12				20	20	20		1	27.50	8	4,737		
	18	22	10	11		1		22	21	21		10	43.25	6	5,333		
	19	21	10	11				20	21	21		10	27.20	7	5,428		
	20	25	14	11				25	25	25		11	30.36	7	5,142		
	21	31	14	15		2		31	29	29		11	37.18	11	8,618		
	22	26	15	10		1		26	25	25		15	34.60	8	5,975		
	23	20	16	4				19	20	20		4	37.33	6	6,500		
	24	27	22	4				26	26	26		9	34.50	13	8,125		
	25	37	17	20		1		36	37	36		4	44.25	16	8,250		
	26	33	15	8				33	33	33		19	30.47	16	7,500		
	27	26	10	15		1		23	23	23		7	35.71	12	6,458		
	28	22	10	12				22	22	22		16	36.75	8	6,750		
	29	16	11	4		1		16	15	15		11	32.90	6	6,750		
	30	25	14	11				25	25	25		3	31.66	9	6,833		
	31	35	10	25				35	19	9	35	1	12	26.58	6	5,500	

¹For renter - occupied dwelling units and vacant nonseasonal not dilapidated units, for rent.
²For owner - occupied dwelling units and vacant nonseasonal not dilapidated units, for sale only.

Table 3.—CHARACTERISTICS OF HOUSING FOR CENSUS TRACTS, BY BLOCKS: 1950—Con.

Census tract	Block	All dwelling units by occupancy and tenure					All dwelling units by condition and plumbing facilities			Occupied dwelling units			Contract monthly rent ¹		Value ² of one-dwelling-unit structures		
		Total	Owner occupied	Renter occupied	Vacant non-seasonal not dilap. for rent or sale	Other vacant and non-resident	Number reporting	No private bath or dilap.	No running water or dilap.	Total	Persons per room		Occupied by non-white	Number reporting	Average monthly rent (dollars)	Number reporting	Average value (dollars)
											Number reporting	1.51 or more					
56	32	22	11	11		22	1	1	22	22	1	7	11	3 300	7	5 642	
	33	17	12	5		17	1		17	17			5	2 850	11	5 936	
	34	18	13	5		18			18	18			5	4 300	12	6 083	
	35	20	17	3		20			20	20			2		15	6 800	
	36	22	13	9		20			22	22	1		8	3 475	11	7 454	
	37	29	19	10		27	3		29	28			10	3 780	12	7 616	
	38	22	14	8		22			22	22			7	3 928	9	7 833	
	39	11	2	9		8		1	11	11			9	3 755	1		
	40	16	13	3		12			16	16			2		9	6 555	
	41	12	10	1	1	12	1		11	11			1		10	6 550	
	42	5	4	1		5			5	5			1		1		
	43	17	14	3		17			17	17			3	5 333	11	7 918	
	44	24	16	8		23			24	23			7	4 114	10	8 280	
	45	35	23	11	1	34			34	34	1		11	3 045	21	8 380	
	46	17	16	1		17			17	17			1		15	7 966	
	47	14	10	4		13		1	14	13			2		8	4 937	
	48	17	9	8		17		3	17	17			8	3 337	4	5 250	
	49	23	10	13		23		2	23	23			13	2 651	2		
	50	26	4	22		25		2	26	25			21	3 833	3	7 166	
	51	23	13	10		23		4	23	22	1	3	9	4 822	4	5 250	
	52	23	17	6		23	1		23	23			6	4 000	9	5 500	
	53	23	10	13		21	1		23	23			13	3 307	8	6 562	
	54	26	10	15		26		1	25	25			13	3 915	6	6 466	
	55	19	8	11		18			19	19			11	3 163	4	7 500	
	56	3	1	2		3			3	3			2		1		
	57	10	6	3	1	10			9	9			3	4 966	5	9 000	
	58	40	23	16	1	40			39	39			17	3 764	20	6 625	
	60	23	17	6	1	23			23	23			6	3 533	15	6 280	
	61	23	10	13		22			22	23		1	12	3 650	7	5 685	
	62	21	15	6		21	1		21	21			6	4 333	10	5 960	
	63	18	12	6		17	2	1	18	17			6	2 666	6	5 833	
	64	16	8	8		16	3		16	16			6	2 866	9	5 940	
	65	44	15	27		42	4	1	42	41	4		20	3 980	10	6 870	
	66	20	16	4		18			20	18			4	3 800	9	6 111	
	67	18	14	4		18			18	18			3	2 766	11	7 336	
	68	25	16	9		25	1		25	24			9	3 611	10	6 220	
	69	22	13	9		21			22	22			9	3 955	9	7 044	
	70	21	17	4		21			21	21			3	3 766	14	5 992	
	71	33	20	13		33			33	32			13	3 930	15	7 706	
	72	28	23	4		28	1	1	27	26	1		3	4 100	17	7 841	
	73	22	17	5		22	2		22	22	2	2	5	3 620	14	5 828	
	74	19	14	5		19			19	19	1		4	4 475	12	6 291	
	75	28	20	7	1	25			27	27			6	2 933	15	7 066	
	76	19	14	5		18			19	18			5	3 360	13	5 192	
	77	41	24	17		39	2		41	41	1		16	2 993	13	6 346	
	78	44	22	22		36	4	1	44	43	1		21	2 876	18	6 577	
	79	19	11	8		17	2		19	19			8	3 800	7	5 828	
	80	27	19	7		27	8		26	26	3		7	3 871	14	5 578	
	81	19	9	10		19	2		19	19	1	3	10	4 440	9	6 800	
	82	22	17	5		22	4		22	22	1		3	3 566	13	7 115	
	83	32	16	16		32			32	31	1		16	3 325	11	9 281	
	84	37	23	13		35			36	34			13	4 223	16	8 231	
	85	29	25	4		29			29	29			3	5 333	19	8 184	
	86	22	16	6		22			22	21			6	5 000	10	7 360	
	87	21	12	9		19			21	20			9	2 866	7	6 785	
	88	30	11	19		27	4	1	30	30			18	3 550	6	8 966	
	89	19	9	10		18	1		19	19	1		9	3 388	5	6 400	
	90	14	8	6		14			14	14		1	6	3 283	6	6 500	
	91	22	14	8		22	2		22	22			8	3 562	11	6 663	
	92	29	21	8		29			29	29			7	4 714	12	6 983	
	93	17	16	1		17			17	16			1		15	8 700	
	94	18	14	4		18			18	18			4		12	9 250	
	95	27	17	10		27			27	27			10	4 940	9	14 666	
	96	15	12	3		15			15	15			3	6 000	8	10 287	
	97	20	15	4		19			19	18			4	6 500	4	8 688	
	98	23	21	2		23			23	23			2		19	8 500	
	99	19	17	2		19			19	19			2		11	8 454	
	100	26	19	7		26			26	26			7	2 314	13	5 215	
	101	34	19	15		32	8		34	33	3	5	14	3 457	11	5 318	
	102	48	17	30	1	48	21		47	47	9	4	30	4 066	13	6 730	
	103	26	7	19		26	2		26	26		1	19	4 163	5	8 500	
	104	22	17	5		21	2		22	21	2		4	3 475	7	6 285	
	105	20	15	5		20			20	19			5	2 960	12	6 075	
	106	21	12	9		18			21	21			9	3 155	8	5 687	
	107	29	20	8	1	29			28	28			8	2 562	14	7 357	
	108	16	14	2		16	1		16	15			1		11	6 545	
	57	1	25	14	11		25	5	2	25	25			10	2 980	5	3 380
		2	30	20	10		30	4		30	30			10	2 380	16	6 437
		3	49	17	32		47	5		49	48	1		30	2 600	8	5 562
		4	56	25	31		55	23		56	56	7		28	2 482	11	5 254
		5	59	23	33	1	55	14	1	56	55		1	32	2 740	11	3 554
		6	16	10	5		15	2		15	15	1		5	2 380	4	6 750
		7	19	6	13		18	2		19	18			13	2 592	2	
		8	8	5	3		7			7	8			3	2 766	4	9 625
		9	7	3	4		7	1		7	7			4	2 525	2	

¹For renter - occupied dwelling units and vacant nonseasonal not dilapidated units, for rent.
²For owner - occupied dwelling units and vacant nonseasonal not dilapidated units, for sale only.

HOUSING—BLOCK STATISTICS

Table 3.—CHARACTERISTICS OF HOUSING FOR CENSUS TRACTS, BY BLOCKS: 1950—Con.

Census tract	Block	All dwelling units by occupancy and tenure					All dwelling units by condition and plumbing facilities			Occupied dwelling units			Contract monthly rent ¹		Value ² of one-dwelling-unit structures	
		Total	Owner occupied	Renter occupied	Vacant non-seasonal not dilap., for rent or sale	Other vacant and non-resident	Number reporting	No private bath or dilap.	No running water or dilap.	Total	Persons per room		Number reporting	Average monthly rent (dollars)	Number reporting	Average value (dollars)
											Number reporting	1.51 or more				
57	10	9	1	8		9			9	9		8	27.50	1		
	11	18	7	11		15	3		18	18		11	37.18	5	10,760	
	12	20	6	14		18			20	19		14	28.50	3	12,833	
	13	29	10	19		26	7		29	28		19	41.73	7	9,842	
	14	24	6	18		24	9		24	24		14	37.14	5	6,100	
	15	23	4	19		22	13	5	23	23	4	1	19	20.47	2	
	17	1				1			1	1			1			
	18	23	14	9		21	8	1	23	22	1	1	8	15.87	9	5,555
	19	10	4		1	10	4	2	9	9	1		4	40.00	4	5,125
	20	4	2	1		4	3		3	3			1		2	
	21	1				1			1	1						
	22	24	1	21	2	23	19	3	22	22		22	19.27			
	23	37	2	35		36	4	1	37	36		30	29.40	3	4,200	
	24	11	8	3		11	1	1	11	11		9	37.77	2		
	25	13	9	4		12	1		13	13		5	39.80	7	4,857	
	26	1				1			1	1						
	27	5	4	1		5	4		5	5		4	23.25	3	3,600	
	28	20	9	11		20	2		20	20		10	27.00	6	5,500	
	29	15	9	6		15	4		15	14		6	26.50	6	5,466	
	30	19	6	13		18	6		19	19		13	26.76	3	6,500	
	31	18	10	8		17	4		18	18	1	7	51.57	9	5,366	
	32	14	9	5		13	1		14	14	1	5	23.40	6	4,416	
	33	9	9			9			9	9		3	22.66	6	6,166	
	34	21	12	9		20	2	1	21	21	1	9	26.22	7	5,871	
	35	24	11	13		22	5		24	23		9	39.88	10	4,600	
	36	21	11	10		21	7	1	21	21		12	38.66	6	6,133	
	37	16	13	3		16	7	2	15	15		2	22.33	13	4,846	
	38	10	7	3		10	2		10	10		7	27.50	7	4,485	
	39	12	8	4		12	6	3	12	12		8	33.25	7	5,142	
	40	17	8	9		17	1		17	17		8	23.25	7	6,514	
	41	27	21	4	1	27	2		25	25		4	42.25	16	6,350	
	42	27	17	9	1	28	8	3	28	28		7	65.77	10	6,200	
	43	23	15	8		23	1		23	22		3	48.85	11	5,850	
	44	19	16	3		17	7		19	19		2	28.00	8	5,854	
	45	17	10	7		17	1	2	16	15	1	1	34.00	2	4,425	
	46	9	9			9			9	9		4	55.55	15	5,286	
	47	21	17	4		21	7		21	20		2	34.42	18	6,388	
	48	44	23	21	2	44	7	1	44	42		15	57.42	18	6,100	
	49	41	21	20		41	9		39	39		16	63.77	16	6,100	
	50	32	18	14		31	1		32	31		14	62.77	11	5,672	
51	24	18	6		23	6	4	24	24	2	5	76.00	16	4,831		
52	22	14	8		22	4	2	22	22		6	66.66	2	5,166		
53	23	11	12		22	6		22	22	1	10	73.33	3	5,066		
54	16	9	7		16	4	1	16	15		3	53.33	3	7,333		
55	44	33	11	1	44	4		44	44		5	51.00	5	5,100		
56	5	5			5			5	5		11	14.54	11	14,545		
57	42	23	19		42	6	1	42	42		7	59.77	1	8,166		
58	20	11	9	1	19	9		20	18		9	21.11	4	2,800		
59	24	10	14		24	8		24	23		14	29.78	5	5,020		
60	19	7	12	1	19	3		19	17		11	15.11	3	5,766		
61	13	9	4		13	2		13	13		4	32.00	4	4,000		
62	28	13	15		28	3	1	28	28		12	23.25	10	5,300		
63	29	14	15		29	3		29	28		10	28.00	10	4,730		
64	34	23	11		34	4	1	34	34		14	24.29	14	6,464		
65	25	20	5		25	3		25	25		14	18.00	14	5,735		
66	25	12	13		25	1		25	25		11	22.73	11	5,545		
67	38	18	20		38	1		38	38		25	15.11	9	7,520		
68	29	13	16		29	2		29	29		9	32.22	9	6,255		
69	34	14	20		33	9	3	33	33	1	18	33.27	6	7,333		
70	57	28	29		56	6		56	55		13	43.11	11	6,481		
71	28	20	8		28	7		28	27		18	15.04	10	10,010		
72	46	29	17		44	7		44	43		22	19.04	6	6,500		
73	28	9	19		28	2		28	27		18	15.00	5	5,700		
74	22	13	9		22	4	1	22	21		8	27.00	1			
75	26	15	11		26	6		26	26	1	2	13.14	5			
76	26	19	7		26	4		26	26		21	12.44	10	4,870		
77	61	10	51		60	4	3	60	57		3	18.12	10	5,037		
78	28	7	21		28	4		28	28		17	16.64	5	5,037		
79	13	6	7		13	3		13	13		6	21.66	5	8,700		
80	37	13	24		37	16		37	36		24	15.49	4	6,625		
81	37	3	34		37	4		37	37		33	13.24	1			
82	27	19	8		27	8		27	26		17	15.64	1			
83	25	14	11		25	4		25	25	1	11	22.73	8	7,075		
84	17	11	6		17	7		17	17		5	34.00	7	7,214		
85	22	17	5		22	1	1	22	22		22	10.00	14	6,000		
86	40	39	1		40	7		40	40		22	18.18	9	6,244		
87	19	10	9		19	4		19	18		9	21.11	9	5,888		
88	22	18	4	1	22	1		22	22		9	24.44	9	5,888		
89	14	11	3		14	10		14	14		14	10.00	11	5,883		
90	39	23	16	3	38	7	1	39	39		14	27.85	27	7,311		
91	3				3			3	3		16	19.12	16	5,875		
92	18	10	8		18	1		18	17		7	27.85	5	5,800		
58	1	27	12	15		25	5		27	26	2	12	34.33	3	6,666	
	2	30	13	17		30	3	1	30	30		13	28.38	8	5,125	
	3	28	11	17		27			26	26		14	34.57	6	7,416	

¹For renter - occupied dwelling units and vacant nonseasonal not dilapidated units, for rent.
²For owner - occupied dwelling units and vacant nonseasonal not dilapidated units, for sale only.

Table 3.—CHARACTERISTICS OF HOUSING FOR CENSUS TRACTS, BY BLOCKS: 1950—Con.

Census tract	Block	All dwelling units by occupancy and tenure					All dwelling units by condition and plumbing facilities			Occupied dwelling units			Contract monthly rent ¹		Value ² of one-dwelling-unit structures	
		Total	Owner occupied	Renter occupied	Vacant non-seasonal not dilap., for rent or sale	Other vacant and non-resident	Number reporting	No private bath or dilap.	No running water or dilap.	Total	Persons per room		Number reporting	Average monthly rent (dollars)	Number reporting	Average value (dollars)
											Number reporting	1.51 or more				
58	4	52	29	23					55	51	1	20	39.60	17	7,147	
	5	59	35	23		1			58	58	1	22	42.54	16	8,975	
	6	59	33	26					58	59		25	36.72	24	7,337	
	7	36	17	19					36	35	1	12	39.44	14	7,428	
	8	50	21	29					50	49	1	27	31.96	8	8,862	
	9	10	4	6					10	9		5	43.00	3	5,566	
	10	31	8	22		1			30	30		16	43.87	4	8,250	
	11	37	1	36					37	37	3	33	32.84	4		
	13	68	21	45		2		17	66	66		44	34.47	11	8,818	
	15	53	18	34	1			12	52	48	6	34	34.55	9	8,555	
	16	15	9	6					15	15		6	29.66	1		
	17	25	8	16		1			23	23	1	16	31.12	4	5,625	
	18	13	7	6					13	13		6	46.16	6	5,666	
	19	31	9	22				5	31	31		22	38.40	5	6,540	
	20	44	13	30		1			44	43	1	30	33.83	6	10,916	
	21	28	14	14					28	28		14	47.64	8	8,662	
	22	31	15	16					31	31		14	33.07	9	6,500	
	23	27	18	9					26	26		9	33.33	11	7,000	
	24	31	20	11					30	30	1	8	28.37	12	6,400	
	25	20	9	11					20	20	1	11	34.18	6	8,416	
	26	19	11	8					19	19		8	37.75	8	7,087	
	27	24	4	19	1				24	23		19	43.31	2		
	28	15	6	7	2				15	13		7	43.28			
	29	36	20	16				2	35	35	2	15	31.06	15	6,586	
	30	52	26	26				2	52	51	1	26	32.38	16	9,125	
	31	63	41	22					63	62	3	21	40.23	27	6,792	
	32	62	45	17					60	60	1	15	34.73	29	6,775	
	33	33	10	23					31	33		21	30.71	1		
	34	90	65	25				2	87	89	1	24	37.33	42	7,378	
	35	50	25	25					50	50	1	22	35.81	22	6,695	
	36	35	17	18					33	35		17	38.47	11	8,454	
	37	35	28	6		1			34	33		6	32.00	21	7,428	
	38	43	7	35	1			1	42	42		34	48.17	6	6,266	
	39	27	3	23		1			27	26		23	35.13	9	9,100	
	40	5	2	3					4	5		2				
	41	13	11	1		1			13	12	1	1			8,777	
	43	32	21	10		1			31	31		10	33.20	13	7,461	
	44	40	26	14					40	40	1	12	33.75	18	7,916	
	45	1														
	46	18	2						18	17		2		12	9,208	
	47	21	5	16				1	19	21		16	22.56	3	7,166	
	48	76	43	33					75	76	2	31	32.29	29	7,862	
	49	68	37	29		2			62	66		28	36.22	26	7,461	
	50	23	16	7					23	22		6	54.66	11	9,181	
	51	44	14	30				1	44	44	1	3	36.80	7	6,042	
	52	11	1	10					11	11		9	34.55	1		
	53	16	8	8					11	11		8	44.22	1		
	54	28	6	22				2	16	16		21	26.38	4	5,250	
	55	34	12	22					34	34	1	22	30.59	10	5,930	
	56	45	24	21				1	44	44		19	36.57	18	6,016	
	57	31	20	11				3	30	31		10	36.10	11	6,190	
	58	47	27	20				1	46	46	2	18	41.66	15	6,400	
	59	36	24	11	1				35	33		11	37.63	21	6,833	
	60	19	14	5				1	19	19		4	32.75	12	7,958	
	61	19	16	3					19	19		3	29.33	13	6,946	
	62	34	30	4				2	34	33		4	32.75	27	7,451	
	63	34	24	9		1			33	33		8	28.00	20	6,635	
	64	20	9	10					20	19		19	30.00			
	65	29	19	20					29	29		10	50.20	14	6,857	
	66	27	15	12				3	27	27		11	31.90	11	7,300	
	67	26	22	4					26	26		3	40.00	19	9,052	
	68	21	18	3				1	20	20		2		13	8,461	
	69	21	16	5					21	21		5	33.00	13	8,576	
	70	22	18	4					22	22		3	34.66	14	7,457	
	71	26	17	9					26	26	1	9	35.77	10	4,850	
	72	35	12	23					35	34		23	38.17	6	7,666	
	73	35	18	17					35	35		16	42.25	12	10,000	
	74	23	11	12					23	23		11	37.27	8	7,787	
	76	24	15	5	2				23	20		4	51.50	12	8,733	
	77	20	1			2			19	20		1		10	7,050	
	78	35	29	5	1				35	33		4	39.50	21	8,042	
	79	32	19	13					32	32		13	34.92	13	6,492	
	80	33	17	16					33	33	2	14	37.21	11	6,118	
	81	28	19	9					28	27		7	30.85	14	7,214	
	82	19	16	3					19	19		3	36.00	12	7,291	
	83	23	19	4					23	23		4	35.25	18	6,777	
	84	47	28	19				4	46	47		18	32.72	17	7,617	
	85	25	9	15	1				25	24		15	30.86	5	8,000	
	86	41	5	36					40	41	1	35	28.80	1		
	87	92	38	54				12	90	92	1	52	34.26	10	8,530	
	88	5							5	5		5	28.80			
	89	31	12	19				1	31	31		19	37.10	8	7,000	
	90	36	10	25		1			36	35		25	32.88	4	6,125	
	91	51	26	25				3	50	51		25	29.76	17	8,147	
	92	23	16	7					23	23		5	67.40	9	7,088	
	93	23	21	2					23	22		2		19	6,042	
	94	39	24	13				2	38	37	1	12	37.33	21	6,828	

¹For renter - occupied dwelling units and vacant nonseasonal not dilapidated units, for rent.
²For owner - occupied dwelling units and vacant nonseasonal not dilapidated units, for sale only.

HOUSING—BLOCK STATISTICS

Table 3.—CHARACTERISTICS OF HOUSING FOR CENSUS TRACTS, BY BLOCKS: 1950—Con.

Census tract	Block	All dwelling units by occupancy and tenure					All dwelling units by condition and plumbing facilities			Occupied dwelling units				Contract monthly rent ¹		Value ² of one-dwelling-unit structures	
		Total	Owner occupied	Renter occupied	Vacant non-seasonal not dilap., for rent or sale	Other vacant and non-resident	Number reporting	No private bath or dilap.	No running water or dilap.	Total	Persons per room		Occupied by non-white	Number reporting	Average monthly rent (dollars)	Number reporting	Average value (dollars)
											Number reporting	1.51 or more					
58	95	40	16	24		38	4		40	39	1	1	23	27.65	10	6,780	
59	1	25	19	6		25			25	25			6	37.86	13	8,253	
	2	12	7	5		12			12	12			5	36.50	6	9,500	
	3	20	6	14		19			20	20			13	34.92	5	9,900	
	4	22	15	7		21			22	22			7	48.14	10	9,800	
	5	44	22	21	1	43	4	2	43	43	1		19	43.63	13	7,961	
	6	20	12	8		19	3	3	20	20			7	39.57	10	7,950	
	7	27	10	17		26			27	26			16	38.68	6	7,750	
	8	26	9	17		26			26	26			17	44.05	4	8,375	
	9	26	7	19		26			26	26			17	39.23	6	7,083	
	10	29	13	16		29			29	29			16	40.37	9	9,444	
	11	20	12	8		20			20	20			6	42.50	4	8,450	
	12	17	4	13		16			17	16			13	40.53	3	10,666	
	13	31	10	21		26			31	31			20	42.30	5	7,600	
	14	32	16	15	1	32			31	31			16	43.87	11	12,636	
	15	19	9	8	1	18	2		17	17			8	35.00	6	10,133	
	16	21	13	8		21			21	21			7	42.71	11	8,636	
	17	25	16	9		25			25	25			9	37.00	10	8,550	
	18	25	14	11		25			25	25			11	50.63	9	7,188	
	19	36	13	23		36			36	36			22	43.22	8	9,312	
	20	12	9	3		12			12	12			3	41.00	8	9,687	
	21	31	19	12		30			31	31			12	43.00	10	8,770	
	22	29	14	15		29	2		29	29			15	42.06	8	9,625	
	23	28	21	7		27	1		28	28			7	44.85	13	8,807	
	24	23	19	4		23			23	23			4	44.25	11	8,636	
	25	24	13	10	1	24	1	1	23	23			10	43.00	11	10,500	
	27	3	1	2		3			3	3			1		1		
	28	19	16	2	1	19		2	18	18			2		14	8,964	
	29	13	11	2		13			13	13			2		7	23,642	
	30	22	12	10		22			22	22			10	65.30	10	8,700	
	31	25	18	6	1	25			24	24			6	47.16	13	10,538	
	32	36	24	12		34	1	1	36	35			11	36.18	16	9,375	
33	28	20	8		28			28	28			7	34.42	10	8,110		
34	24	17	7		23			24	24			7	45.42	13	9,923		
35	28	16	12		28			28	28			12	38.08	11	8,545		
36	6	6			6			6	6			4	19.250	4	9,640		
38	18	10	8		18	1	1	18	18			8	37.37	5	10,704		
39	31	26	5		30			31	31			4	37.75	22	10,666		
40	26	23	3		26			26	25			3	38.66	21	10,666		
41	21	21			21			21	21			16	10.906	16	10,906		
42	12	11	1		12			12	12			1		8	10,087		
43	22	17	5		22			22	22			5	42.20	10	8,650		
44	17	14	3		17			17	17			3	35.00	8	9,062		
45	5	5			5			5	5			4	9.750	4	9,750		
46	17	10	7		17	1	1	17	17			7	43.00	8	7,875		
47	43	34	9		42			43	43			7	56.14	24	9,787		
48	28	24	4		27			28	27			2	9.909	22	9,909		
49	22	21	1		17			22	22			1		14	11,750		
50	16	15	1		16			16	16			13	10.346	13	10,346		
51	9	9			9			9	9			6	12.583	6	12,583		
52	23	16	5		22	2	5	21	21	2		5	54.40	11	10,954		
53	4	4			4			4	4			4	9.125	4	9,125		
54	12	6	6		11			12	12			5	52.40	6	13,500		
55	8	1	7		8			8	8			7	60.00	1			
56	4	2	2		4			4	4			2		2			
57	1				1			1	1					2			
58	3	3			3			3	3					2			
59	5	3	2		5			5	5			1		2			
60	5	5			5			5	5					5	9,000		
60	1	5	3	2		4			5	5			2		2		
	2	26	10	16		26			26	26			16	32.93	5	19,700	
	3	28	18	10		28			28	28			9	40.22	10	6,420	
	4	19	8	11		19			19	19		1	10	34.20	8	7,662	
	5	21	18	3		21	1		21	21			3	39.00	16	7,000	
	6	19	15	4		19	2	2	19	18			4	30.25	11	6,909	
	7	14	8	6		14	1		14	14			6	18.33	5	5,460	
	8	33	6	25		33	6	6	31	31			25	23.68	4	8,000	
	9	15	11	3		14			14	13		1	1		10	7,310	
	10	19	15	3		18	1		18	17			3	53.33	12	6,841	
	11	14	12	2		14	2	1	14	14			2		10	7,200	
	12	24	14	10		24			24	24			10	32.90	7	7,714	
	13	20	14	6		20		2	20	19			6	30.50	11	7,963	
	14	20	12	8		20			20	20			8	35.62	10	7,850	
	15	15	15			14			15	15					14	7,964	
	16	17	14	2	1	17			16	16			1		13	7,615	
	17	11	9	2		11			11	11			2		7	6,000	
	18	19	14	5		19			19	19			5	26.80	12	8,291	
19	7	4	3		7			7	7			3	37.00	3	6,333		
20	27	14	13		27	4	1	27	26			13	28.38	8	6,512		
21	20	9	11		20	4		20	18		3	9	34.22	5	4,900		
22	18	16	2		18			18	18			2		9	7,722		

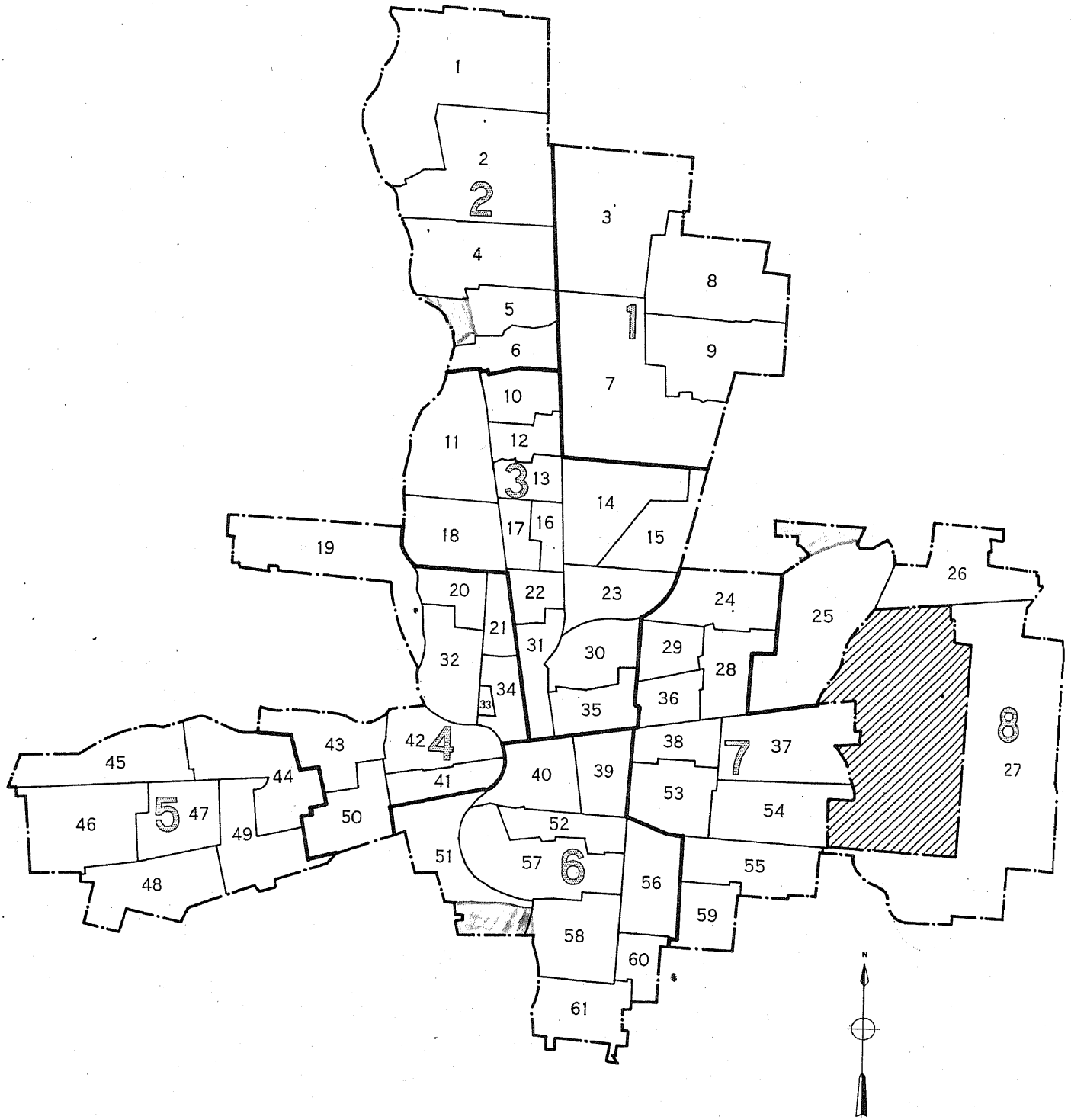
¹For renter - occupied dwelling units and vacant nonseasonal not dilapidated units, for rent.
²For owner - occupied dwelling units and vacant nonseasonal not dilapidated units, for sale only.

Table 3.—CHARACTERISTICS OF HOUSING FOR CENSUS TRACTS, BY BLOCKS: 1950—Con.

Census tract	Block	All dwelling units by occupancy and tenure					All dwelling units by condition and plumbing facilities			Occupied dwelling units			Contract monthly rent ¹		Value ² of one-dwelling-unit structures		
		Total	Owner occupied	Renter occupied	Vacant non-seasonal not dilap., for rent or sale	Other vacant and non-resident	Number reporting	No private bath or dilap.	No running water or dilap.	Total	Persons per room		Occupied by non-white	Number reporting	Average monthly rent (dollars)	Number reporting	Average value (dollars)
											Number reporting	1.51 or more					
60	23	17	13	4					17	17	1		4	45.00	9	8055	
	24	17	15	2				17	17				1		13	8492	
	25	8	7		1				8	7			1		6	7333	
	26	27	11	15					26	26			16	31.31	7	6542	
	27	17	13	4	1				17	17			4	52.50	10	7250	
	28	18	16	2					18	18			1		15	6233	
	29	17	16	1					17	17			1		11	6209	
	30	20	15	5					20	20	1		5	23.00	10	6730	
	31	20	3	17					20	20			16	28.31	2		
	32	61	31	30				16	61	61	1		26	37.23	21	6080	
	33	15	12	3					14	14			3	37.00	10	6470	
	34	18	13	5					18	18			5	41.20	8	6687	
	35	1															
	36	35	8	3	1	1	3	4	34	34	3		3	31.97	3	6000	
	37	48	21	27	2				47	47	1		26	30.84	14	4714	
	38	45	26	19					44	45	1		17	28.00	15	5633	
	39	12	4	8					12	12				17.14	2		
	61	1	54	29	24				51	51	2		22	33.36	19	6789	
		2	36	20	16		1		34	33			15	32.20	15	6353	
		3	42	24	18				41	41	1		16	26.93	16	6531	
		4	14	14	3				17	16			3	27.66	13	6292	
		5	24	18	6				24	22			6	31.50	14	6750	
		6	39	21	17		1		38	37	2		16	33.18	17	6400	
		7	60	33	36		1		59	59	2		34	36.26	5	5800	
		8	61	24	37		1		60	61	1		36	35.30	15	6333	
		9	17	3	14				16	17			12	31.83	2		
		10	10	6	4				10	10			4	35.50	4	10750	
		11	44	35	8		1		43	43	1		6	45.50	27	6167	
		12	20	15	5				20	20			3	40.00	8	7285	
		13	19	18	1				19	19			1			18	6266
		14	37	27	10				34	37			9	29.66	20	6195	
		15	28	11	17				28	28			1	17	30.94	7	7557
		16	48	26	22				40	48	2		2	22	32.22	20	6555
		17	57	23	33		1		52	55	4		8	32	26.43	10	5790
		18	27	18	9				27	27				7	23.42	12	5441
		19	58	8	50				56	58	1	1	4	49	31.65	5	6220
		20	40	14	26				39	40	2		3	24	27.95	10	4960
		21	35	12	23				32	35	3		2	22	26.22	9	4766
		22	24	16	12	1	1		22	22	2		2	14	37.85	4	4700
23		37	25	12				36	37	1			12	32.33	18	5550	
24		46	16	30				45	46	4			30	32.63	6	6416	
25		32	16	16				31	32	2			15	32.26	9	6422	
26		53	26	27				53	53	1		1	27	27.37	19	6094	
27		95	44	50		1		94	94	3		3	48	46.27	20	5435	
28		11	8	3				11	11				3	50.00	1		
29		6	2	4				6	6			1		29.75	2		
30		15	5	10				15	15				10	40.50	1		
31		42	16	26				42	42				26	31.61	10	7800	
32		18	7	11				18	18	1			3	29.90	3	5666	
33		42	12	30				42	42	4			14	27.31	5	4300	
34		29	15	14				28	29				14	34.78	9	5055	
35		38	10	28				38	38	1			28	26.14	5	5180	
36		23	11	12				22	23	1			12	23.58	7	4842	
37		50	14	33		3		47	47	2		1	35	31.50	6	5416	
38		27	12	15				25	27	2			13	30.86	8	5187	
39		16	16					16	15	2			3	24.46	7		
40		57	23	33		1		56	56	4			32	32.09	18	6066	
41		49	8	41				48	49	1			41	40.95	2		
42		20	4	16				19	20	2			16	26.31	3	5500	
43		11	2	9				10	11				7	28.57	1		
44		70	33	37				68	70	2		16	33	28.87	21	7290	
45		56	22	34				55	56	4			33	25.96	8	7000	
46		8	4	4				8	8				4	16.00	1		
47		48	9	38		1		47	46	4			35	24.31	4	4750	
48		38	12	26				37	38	2			23	35.21	7	7428	
49		68	13	51		3		67	62	1		1	52	32.73	3	4500	
50		19	8	11				19	19				10	21.50	6	3966	
51		27	13	15				27	28	2			13	23.76	10	3900	
52		10	8	4				10	10				4	11.00	4	5000	
53		10	4	6				10	10	1			4	24.50	4	3500	
54		6	5	1				6	6				2	11.00	2		
55		10	4	6				10	10	3			4	15.00	2		
56		10	4	6				10	10	3			4	25.40	14	4535	
57		24	18	6				24	24				5	24.28	8	4150	
58		21	13	8				21	21	2			7	27.00	8	3837	
59		18	11	6		1		17	17	10			5	27.00	8	3755	
60		46	17	28		1		44	45	2		5	28	25.57	9		
61		48	6	41		1		48	47	1			16	30.69	1		
62		10	1	9				10	10	1			5	30.33	3		
63		45	8	36		1		45	44	1			37	27.24	7	6285	
64		10	8	2				10	10				2	11.00	4	4625	
65		12	7	5				12	12	2			4	11.00	4	4075	
66		19	38	4				19	19	2			4	23.80	4	4208	
67		7	7	4		1		7	11	1			4	17.86	6	4366	
68		9	6	3				9	8			1		20.00	6	3933	
69		8	2	6				8	8					30.00			
70		22	11	11				20	22	2			1	22.90			

¹For renter - occupied dwelling units and vacant nonseasonal not dilapidated units, for rent.
²For owner - occupied dwelling units and vacant nonseasonal not dilapidated units, for sale only.

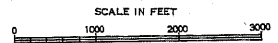
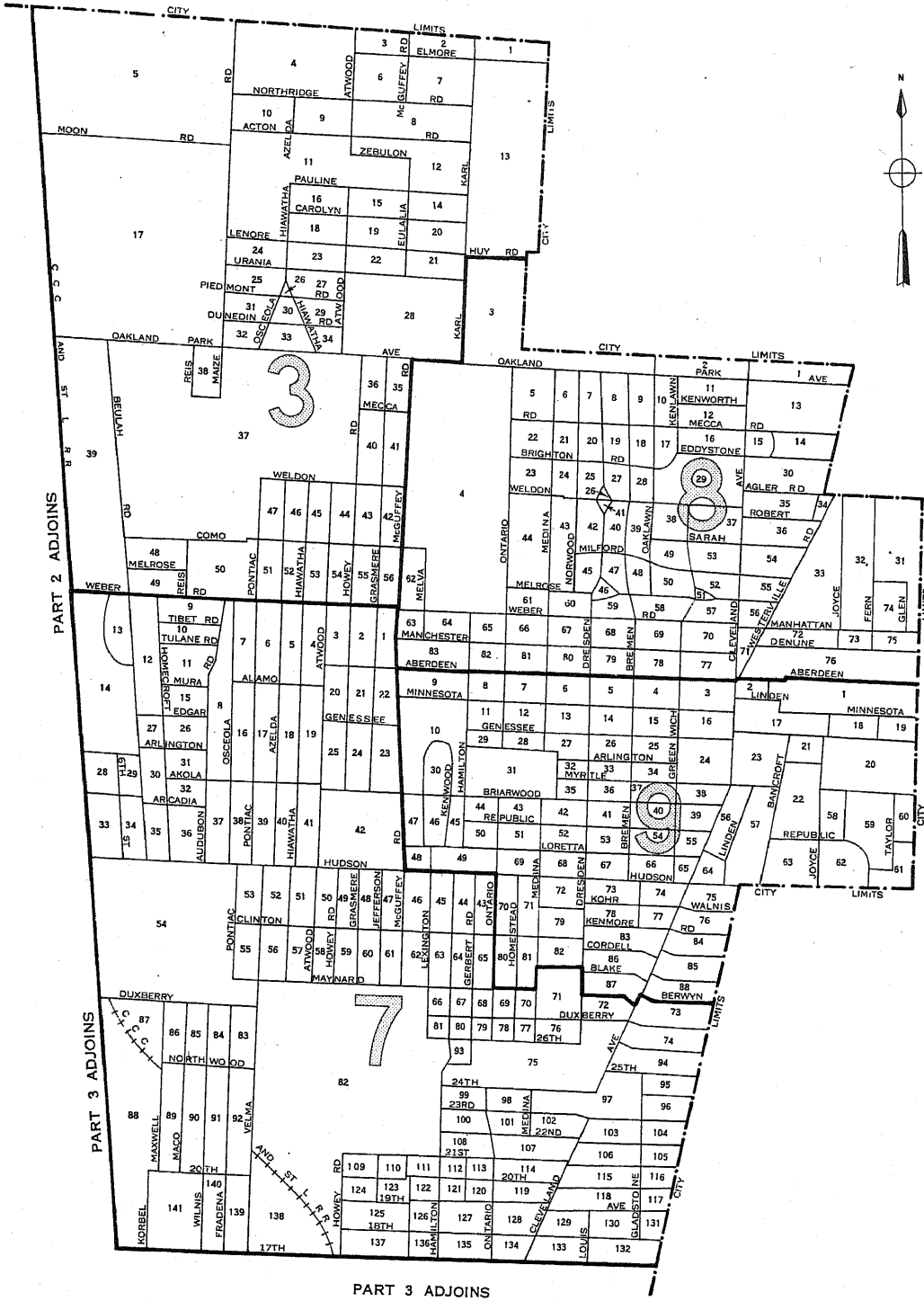
COLUMBUS, OHIO, BY CENSUS TRACTS: 1950
KEY MAP



LEGEND
TRACT NUMBER 9
PART NUMBER 1
OUTSIDE OF CITY [hatched box]

COLUMBUS, OHIO, BY CENSUS TRACTS AND BLOCKS: 1950

PART 1 OF 8 PARTS

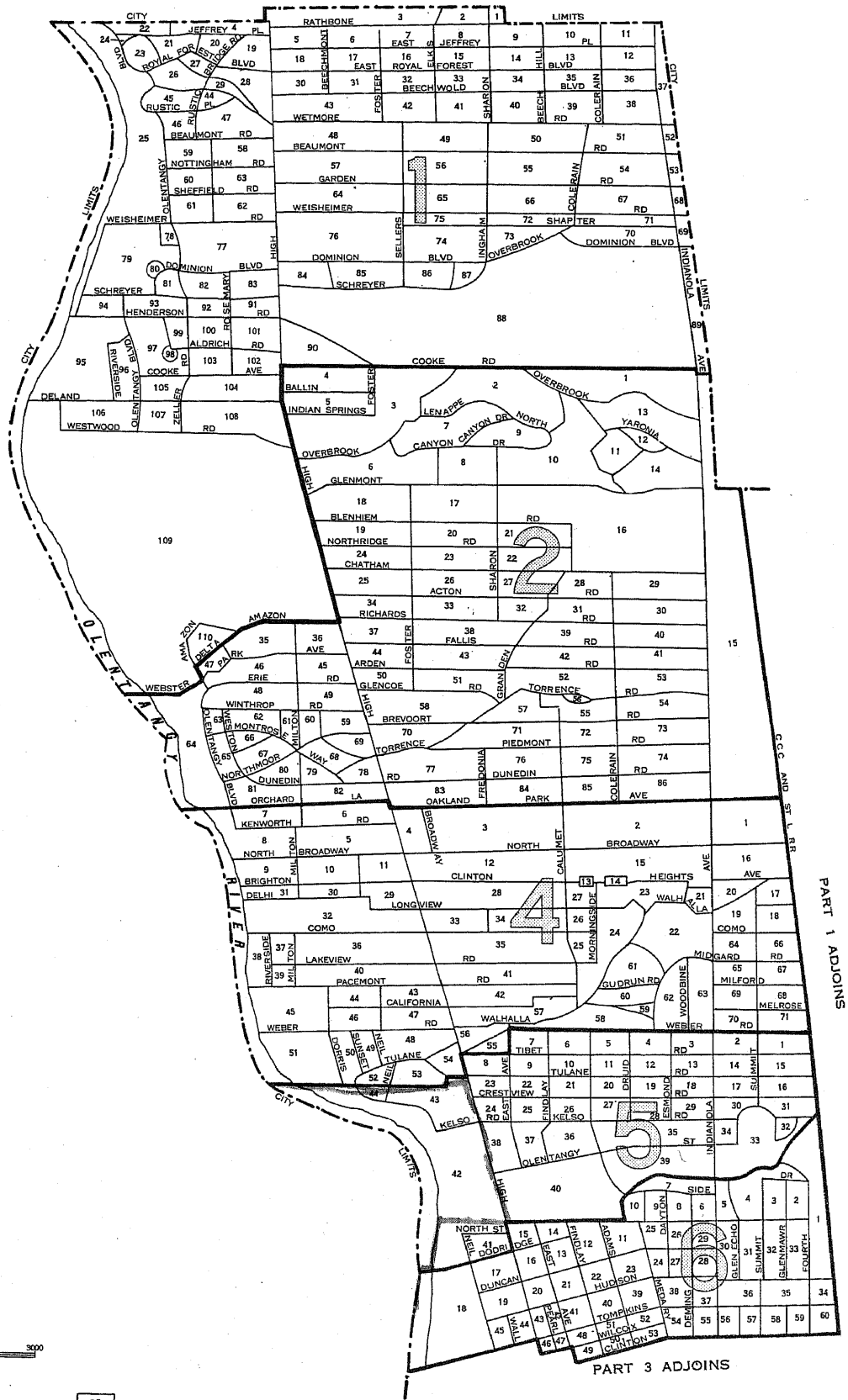


LEGEND

BLOCK NUMBERS
 TRACT NUMBERS
 TRACT BOUNDARIES
 U.S. DEPARTMENT OF COMMERCE, BUREAU OF THE CENSUS

COLUMBUS, OHIO, BY CENSUS TRACTS AND BLOCKS: 1950

PART 2 OF 8 PARTS



BLOCK NUMBERS
 TRACT NUMBERS
 TRACT BOUNDARIES
 U.S. DEPARTMENT OF COMMERCE, BUREAU OF THE CENSUS

25
 2

COLUMBUS, OHIO, BY CENSUS TRACTS AND BLOCKS: 1950

PART 3 OF 8 PARTS

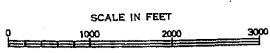
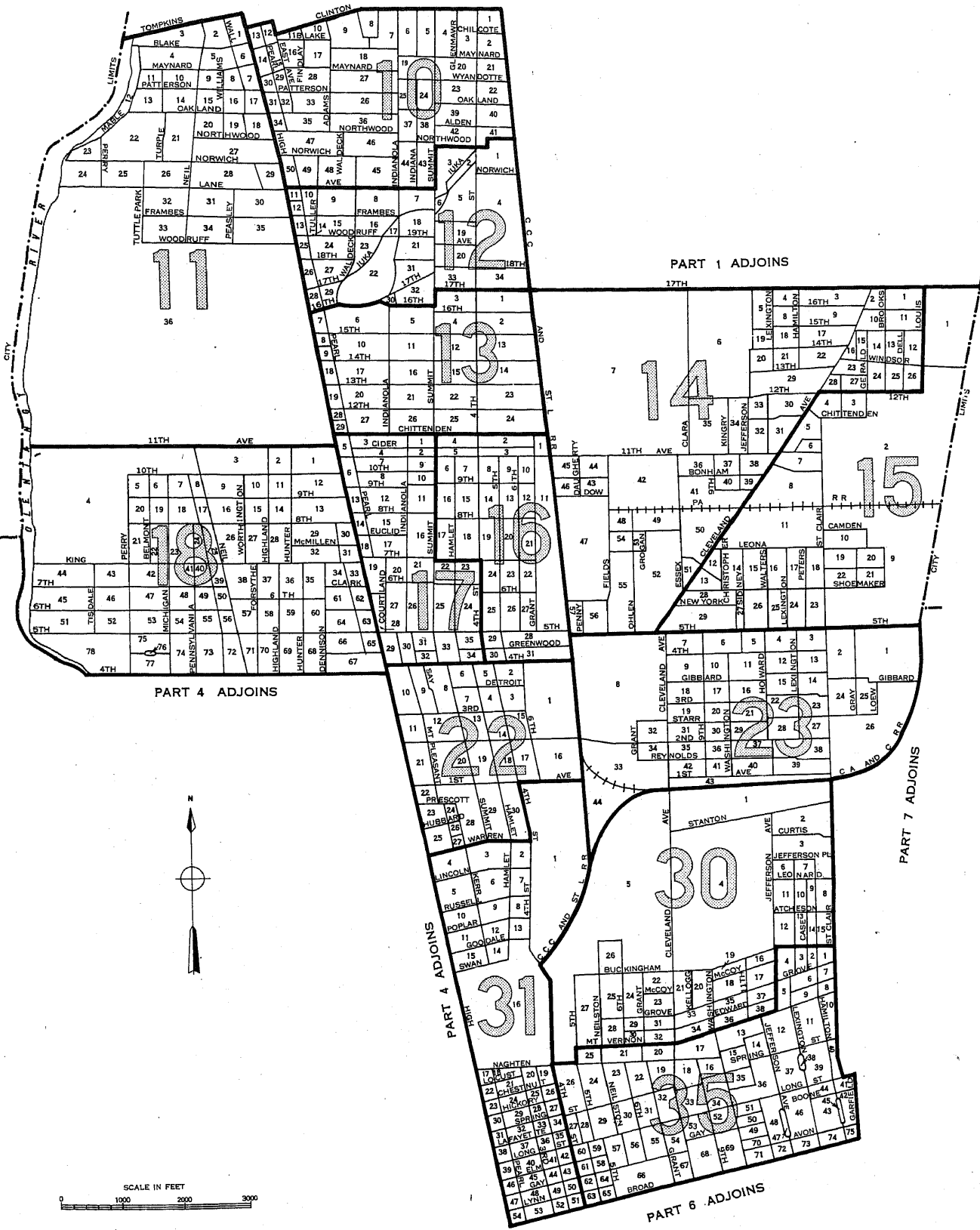
PART 2 ADJOINS

PART 1 ADJOINS

PART 4 ADJOINS

PART 7 ADJOINS

PART 6 ADJOINS



LEGEND

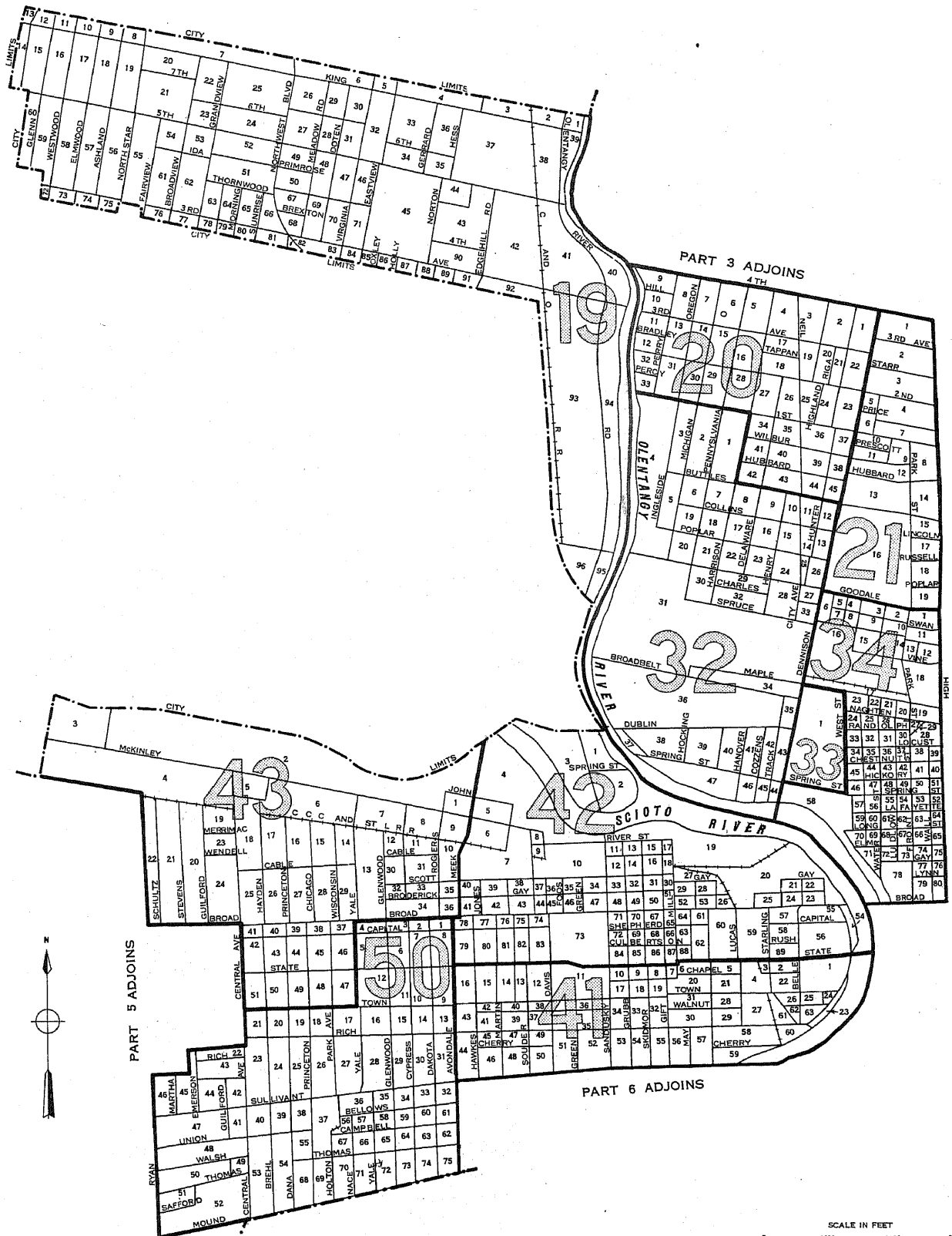
BLOCK NUMBERS
TRACT NUMBERS
TRACT BOUNDARIES



U.S. DEPARTMENT OF COMMERCE, BUREAU OF THE CENSUS

COLUMBUS, OHIO, BY CENSUS TRACTS AND BLOCKS: 1950

PART 4 OF 8 PARTS



PART 3 ADJOINS

PART 3 ADJOINS

PART 5 ADJOINS

PART 6 ADJOINS



LEGEND
BLOCK NUMBERS
TRACT NUMBERS
TRACT BOUNDARIES
U.S. DEPARTMENT OF COMMERCE, BUREAU OF THE CENSUS

COLUMBUS, OHIO, BY CENSUS TRACTS AND BLOCKS: 1950

PART 5 OF 8 PARTS



PART 4 ADJOINS

SCALE IN FEET



LEGEND

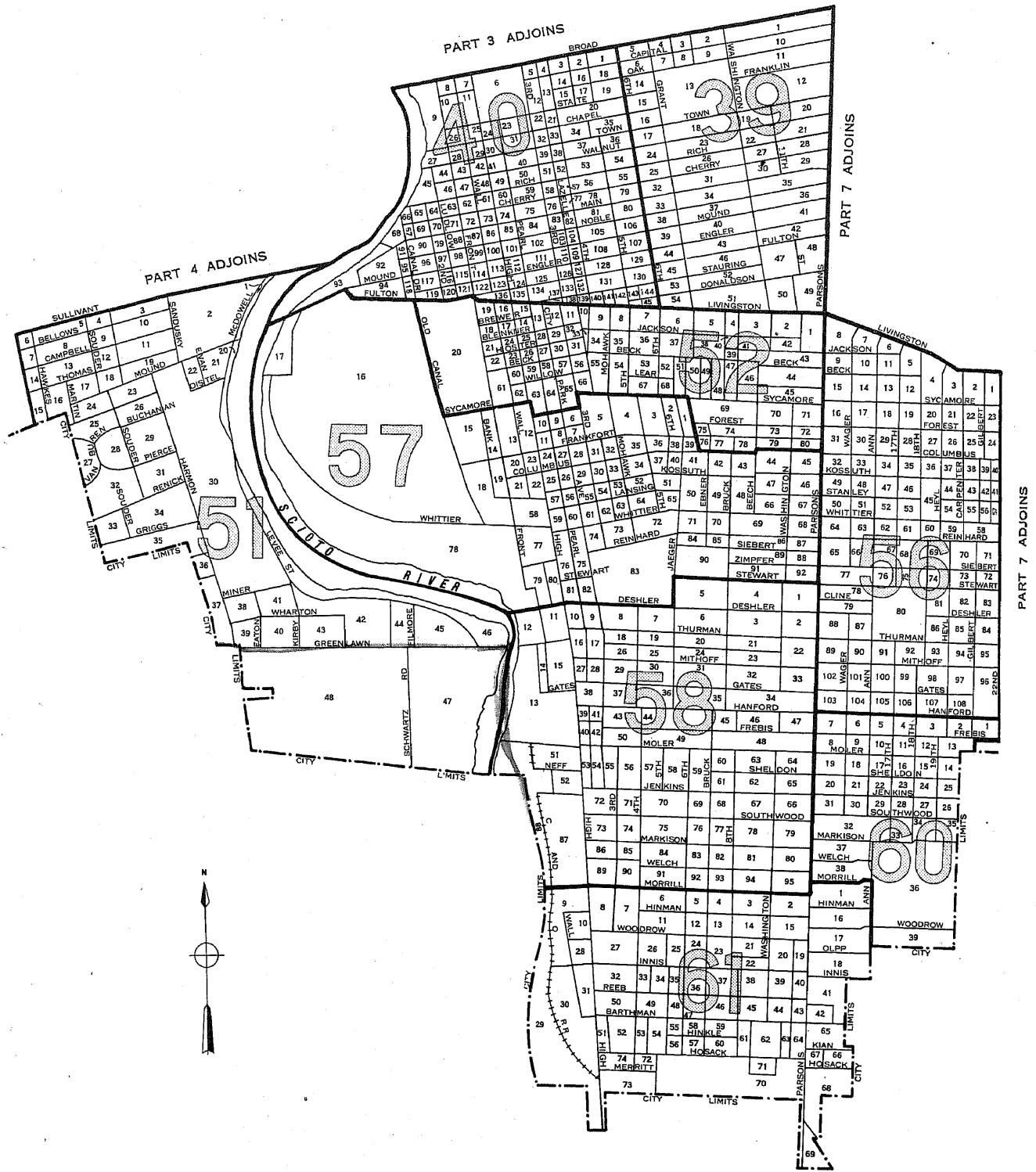
- BLOCK NUMBERS
- TRACT NUMBERS
- TRACT BOUNDARIES
- U.S. DEPARTMENT OF COMMERCE, BUREAU OF THE CENSUS

25

2

COLUMBUS, OHIO, BY CENSUS TRACTS AND BLOCKS: 1950.

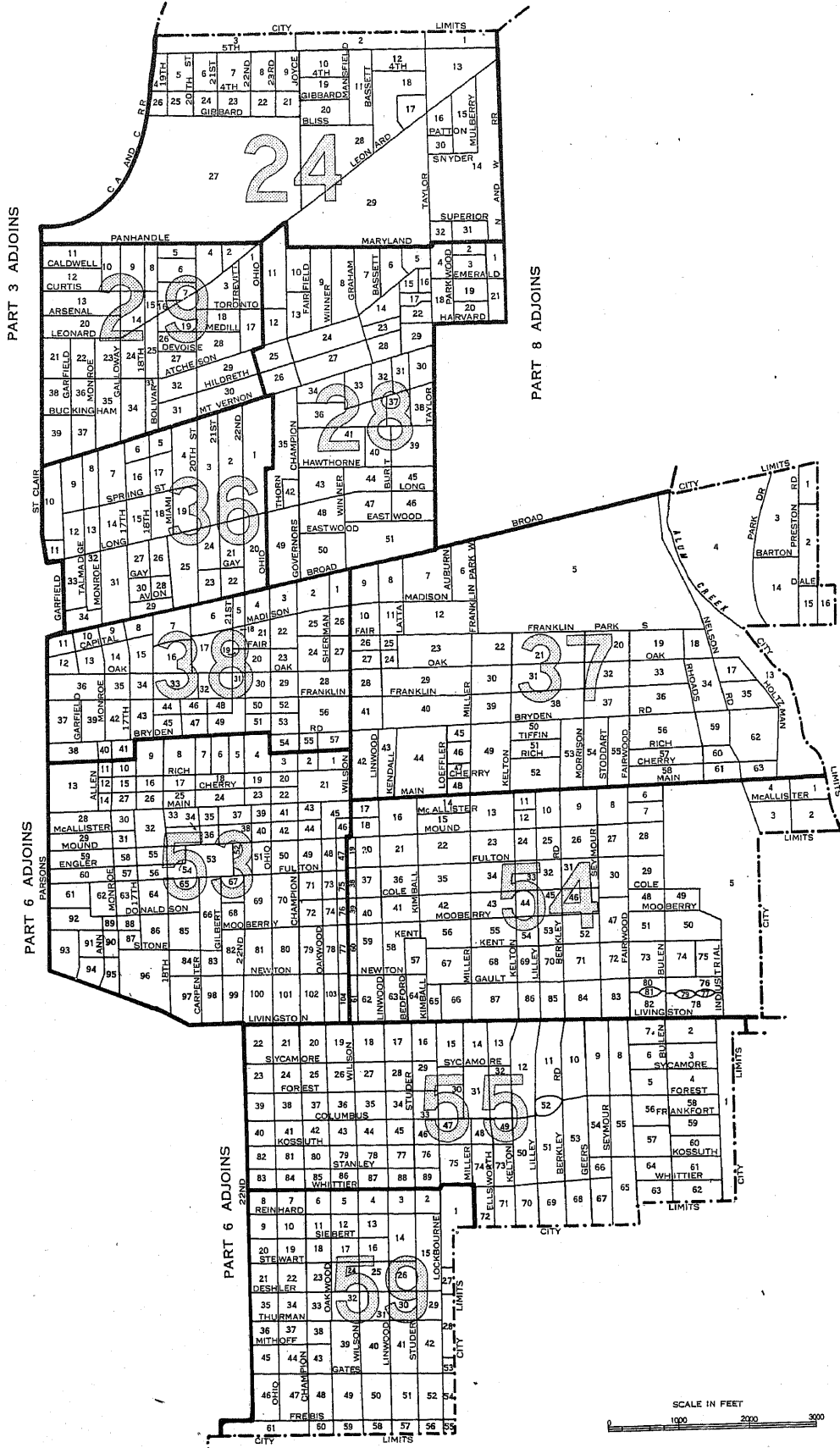
PART 6 OF 8 PARTS



LEGEND
BLOCK NUMBERS
TRACT NUMBERS
TRACT BOUNDARIES
U.S. DEPARTMENT OF COMMERCE, BUREAU OF THE CENSUS

COLUMBUS, OHIO, BY CENSUS TRACTS AND BLOCKS: 1950

PART 7 OF 8 PARTS



LEGEND

BLOCK NUMBERS

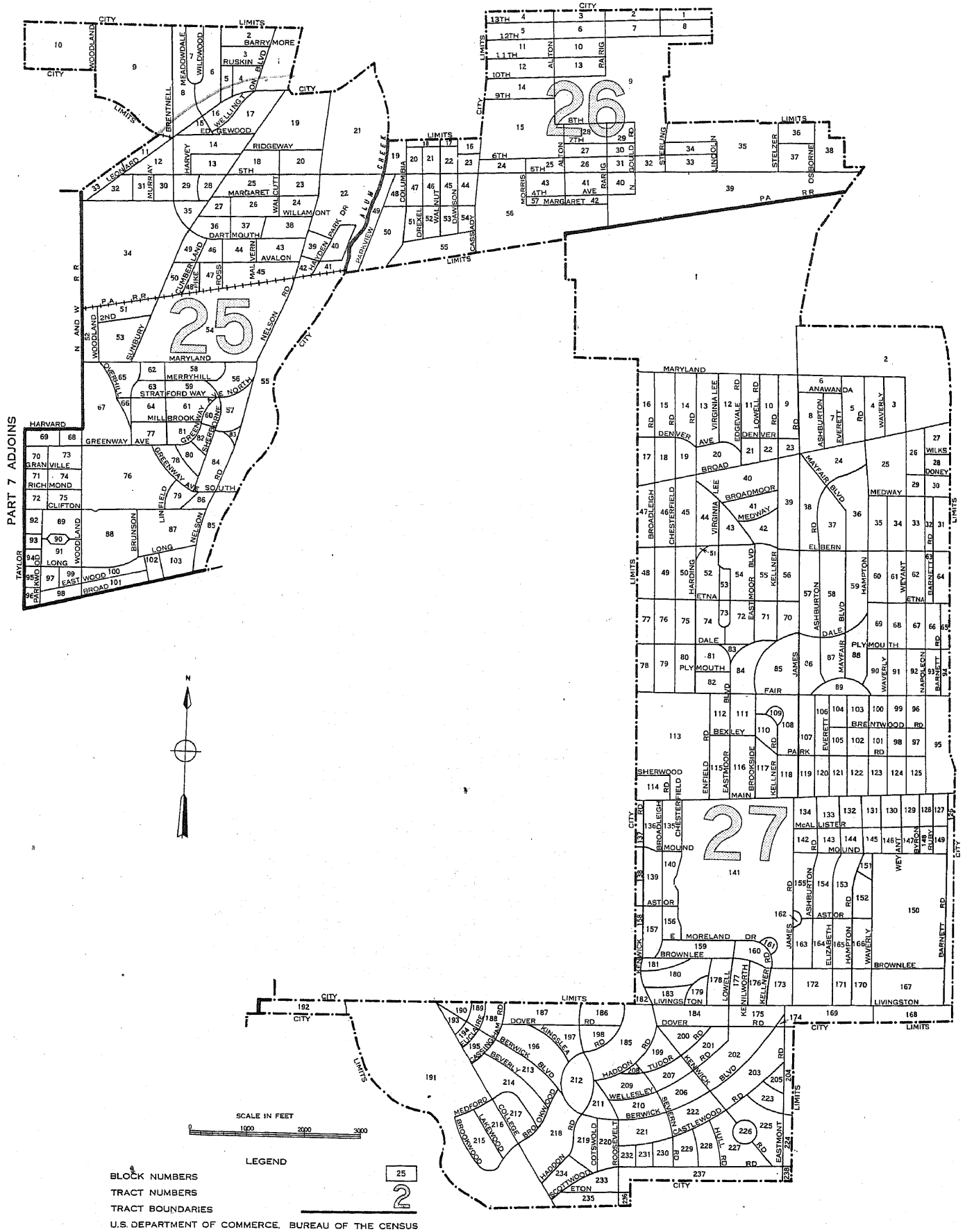
TRACT NUMBERS

TRACT BOUNDARIES

U.S. DEPARTMENT OF COMMERCE, BUREAU OF THE CENSUS


COLUMBUS, OHIO, BY CENSUS TRACTS AND BLOCKS: 1950

PART 8 OF 8 PARTS



1950 UNITED STATES CENSUS OF HOUSING

U. S. DEPARTMENT OF COMMERCE • BUREAU OF THE CENSUS



CORPUS CHRISTI, TEX.

**BLOCK
STATISTICS**

U. S. CENSUS OF HOUSING: 1950

Volume

- I General Characteristics
- II Nonfarm Housing Characteristics
- III Farm Housing Characteristics
- IV Residential Financing
- V Block Statistics

Housing statistics for census tracts are to be included in the Population reports on census tracts.

U. S. CENSUS OF POPULATION: 1950

Volume

- I Number of Inhabitants
- II Characteristics of the Population

Succeeding volumes will cover the following subjects:

Census Tracts, Nativity and Parentage, Nonwhite Population by Race, Persons of Spanish Surname, Institutional Population, Differential Fertility, Labor Force Characteristics, Occupation, Industry, Income, Internal Migration, Education, Characteristics of Families and Households.

UNITED STATES CENSUS of HOUSING : 1950
U. S. DEPARTMENT OF COMMERCE BUREAU OF THE CENSUS
CHARLES SAWYER, Secretary ROY V. PEEL, Director



BLOCK STATISTICS

**CORPUS CHRISTI
TEXAS**


*Prepared under the supervision of
Howard G. Brunsmann, Chief
Population and Housing Division*

1950 HOUSING CENSUS REPORT

VOLUME V, PART 43

UNITED STATES GOVERNMENT PRINTING OFFICE 1951

BLOCKS





BUREAU OF THE CENSUS

ROY V. PEEL, *Director*

A. ROSS ECKLER, *Deputy Director*
HOWARD C. GRIEVES, *Assistant Director*
CONRAD TAEUBER, *Assistant Director*
MORRIS H. HANSEN, *Assistant Director for Statistical Standards*
ROBERT Y. PHILLIPS, *Assistant Director for Operations*
CALVERT L. DEDRICK, *Coordinator, International Statistics*
FRANK R. WILSON, *Information Assistant to the Director*

Population and Housing Division—

HOWARD G. BRUNSMAN, *Chief*
WAYNE F. DAUGHERTY, *Assistant Chief for Housing*
ROBERT B. VOIGHT, *Assistant Chief for Operations*
HENRY S. SHRYOCK, Jr., *Assistant Chief for Population*
EDWIN D. GOLDFIELD, *Program Coordinator*

Quality and Equipment Statistics—ROBERT C. HAMER, *Chief*
Inventory Statistics—CARL A. S. COAN, *Chief*
Developmental Programs—J. HUGH ROSE, *Chief*
Residential Financing—JUNIA H. HONNOLD, *Chief*
Territories and Possessions—JOEL WILLIAMS, *Chief*
Statistical Sampling—JOSEPH STEINBERG, *Chief*
Statistical Procedure—MORTON A. MEYER, *Chief*
Processing Operations—MILTON D. LIEBERMAN, *Chief*

Administrative Service Division—WALTER L. KEHRES, *Chief*
Agriculture Division—RAY HURLEY, *Chief*
Budget Officer—CHARLES H. ALEXANDER
Business Division—HARVEY KAILIN, *Acting Chief*
Field Division—LOWELL T. GALT, *Chief*
Foreign Trade Division—J. EDWARD ELY, *Chief*
Geography Division—CLARENCE E. BATSCHLET, *Chief*
Governments Division—ALLEN D. MANVEL, *Chief*
Industry Division—MAXWELL R. CONKLIN, *Chief*
Machine Tabulation Division—C. F. VAN AKEN, *Chief*
Personnel Division—HELEN D. ALMON, *Chief*

SUGGESTED IDENTIFICATION

U. S. Bureau of the Census. *U. S. Census of Housing: 1950. Vol. V, Block Statistics, Part 43.*
U. S. Government Printing Office, Washington, D. C., 1952.

For sale by the Superintendent of Documents, U. S. Government Printing Office, Washington 25, D. C.,
or any of the Field Offices of the Department of Commerce - Price 15 cents

PREFACE

This report presents statistics on characteristics of dwelling units by blocks for the city. The tabulations are based on data from the 1950 Census of Housing, taken as of April 1, 1950. Authorization for the 1950 Census of Housing as part of the Seventeenth Decennial Census was provided by the Housing Act of 1949, approved July 15, 1949.

The major portion of the information compiled from the 1950 Census of Housing appears in Volume I, *General Characteristics*; Volume II, *Nonfarm Housing Characteristics*; Volume III, *Farm Housing Characteristics*; Volume IV, *Residential Financing*; and Volume V, *Block Statistics*. Volume V consists of separate reports, issued as bulletins for each of the 209 cities which in 1940 or in a subsequent census had a population of 50,000 or more. These reports will not be bound into a single publication.

The subjects covered in both the 1950 and 1940 reports on characteristics of dwelling units by blocks are substantially similar.

This report was prepared under the direction of Howard G. Brunsman, Chief, Population and Housing Division, and Wayne F. Daugherty, Assistant Chief for Housing. Robert C. Hamer, Chief, Quality and Equipment Statistics Section, was in charge of coordinating the content and the format of the report with assistance from Carl A. S. Coan, Chief, Inventory Statistics Section; Floyd D. McNaughton, Chief, Equipment and Facilities Unit; Beulah Washabaugh, Chief, Tenure and Vacancy Unit; and Walter A. Hines. The compilation of the statistics was under the supervision of Robert B. Voight, Assistant Chief for Operations.

The collection of the information on which these statistics are based was under the supervision of Lowell T. Galt, Chief, Field Division. The geographic work, including the assignment of all block numbers and the preparation of maps, was under the supervision of Clarence E. Batschelet, Chief, Geography Division. The data were tabulated under the supervision of C. F. Van Aken, Chief, Machine Tabulation Division.

January 1952.

CORPUS CHRISTI, TEXAS

CONTENTS

INTRODUCTION

	Page		Page
General.....	1	Definitions and explanations—Continued	
Related reports.....	1	Persons per room.....	2
Use of data.....	1	Color of occupants.....	2
Comparability with 1940 Housing Census data.....	1	Contract monthly rent.....	2
Definitions and explanations.....	1	Value of one-dwelling-unit structures.....	2
Dwelling unit.....	1	Number reporting.....	2
Occupancy and tenure.....	2	Block identification.....	2
Condition and plumbing facilities.....	2		

TABLES

	Page
Table 1.—Characteristics of housing for the city: 1950.....	3
Table 2.—Characteristics of housing by wards: 1950.....	—
Table 3.—Characteristics of housing for block areas, by blocks: 1950.....	4

Map of city, by blocks, appears following last page of tables.

BLOCK STATISTICS

INTRODUCTION

GENERAL

Volume V of the Reports on Housing consists of a separate report for each of the 209 cities which in 1940 or in a subsequent census prior to 1950, had a population of 50,000 or more. Each report presents for the city, by blocks, tabulations for a limited number of subjects obtained in the Census of Housing. The subjects in these reports are similar to those in the block statistics supplements to Volume I of the reports of the 1940 Census of Housing. The subjects in this report present the number of dwelling units classified by occupancy and tenure, condition and plumbing facilities, persons per room, color of occupants, average contract monthly rent of renter-occupied and selected vacant units, and the average value of one-dwelling-unit owner-occupied and selected vacant structures. In table 1, the statistics for these subjects are summarized for the city. Table 2 of the standard series is omitted, as this city was not reported by wards or tracts. In table 3, the data are presented by blocks within block areas. Maps identifying the location of each block and the block area boundaries are a part of this report.

Related reports.—Related statistics for this city are contained in the Reports on Housing, Volume I, *General Characteristics*; and in the Reports on Population, Volume I, *Number of Inhabitants*, and Volume II, *Characteristics of the Population*.

The Reports on Housing for each State in Volume I present data on the characteristics of dwelling units for the State by residence (urban, rural nonfarm, and rural farm), for standard metropolitan areas, urbanized areas, counties, for urban places, places of 1,000 to 2,500 inhabitants, and rural-nonfarm and rural-farm dwelling units for each county. Each report includes the following subjects: occupancy, tenure, race of occupants, type of structure, year built, condition and plumbing facilities, water supply, toilet and bathing facilities, number of rooms, number of persons, persons per room, electric lighting, heating equipment, heating and cooking fuels, refrigeration equipment, kitchen sink, radio, television, and, for nonfarm units, the contract monthly rent, gross monthly rent, and value of one-dwelling-unit structures.

Volume I of the Reports on Population shows the 1950 population of each county and of each minor civil division within the county. It also contains figures for each incorporated place, for each unincorporated place with 1,000 or more inhabitants, and for incorporated places of 5,000 or more by wards. A special series of tables presents data for each urbanized area giving the incorporated places and portions of minor civil divisions within it.

Volume II of the 1950 Population Reports contains statistics on the general characteristics of the population. Chapter A of this volume repeats the figures on number of inhabitants as shown in Volume I; Chapter B presents demographic, economic, and social characteristics of the population; and Chapter C gives more detailed cross-classifications for States and large cities and standard metropolitan areas.

Use of data.—The tabulation of housing characteristics for areas as small as city blocks provides descriptive material of considerable value for technical studies of housing in the city. The statistics will be useful in compiling totals for special types

of areas that may be defined to meet the requirements of individual investigators. Users of the data should bear in mind that in practically all cases the data for a given block represent the work of only one enumerator. Consequently, housing characteristics for blocks are subject to a wider margin of error than is to be expected in the figures for tracts or wards which represent returns made by a number of enumerators. Misinterpretation of instructions by one enumerator may cause a significant bias in the statistics for a block even though it may have a negligible effect upon the figures for larger areas. In particular, the enumeration of "condition" depended to a considerable extent upon the judgment of the individual enumerator. Also, failure to indicate the correct block number for a significant number of dwelling units may introduce errors into the block data.

Comparability with 1940 Housing Census data.—In the 1940 Census of Housing, reports entitled "Block Statistics" were issued as supplements to the first series of Housing bulletins. These supplements consisted of separate reports for each of the 191 cities which had 50,000 inhabitants or more in 1930.

In the 1950 reports, the block numbers used are different, in most cases, from those used in the 1940 reports. Therefore, to compare 1940 and 1950 data for a given block, it is necessary to locate the block on the maps to obtain the corresponding 1940 and 1950 block numbers.

The subjects in both the 1940 and 1950 reports are substantially similar. However, data on number of structures, year built, and mortgage status have been omitted from the 1950 report. Furthermore, in the 1940 reports average contract or estimated monthly rent was reported for all dwelling units while in 1950 average contract monthly rent is reported for some, and average value for other, dwelling units.

DEFINITIONS AND EXPLANATIONS

More detailed and complete definitions are presented in Volume I of the Housing Reports.

Dwelling unit.—In general, a dwelling unit is a group of rooms or a single room, occupied or intended for occupancy as separate living quarters, by a family or other group of persons living together or by a person living alone.

A group of rooms, occupied or intended for occupancy as separate living quarters, is a dwelling unit if it has separate cooking equipment or a separate entrance. A single room, occupied or intended for occupancy as separate living quarters, is a dwelling unit if it has separate cooking equipment or if it constitutes the only living quarters in the structure. Also, each apartment in a regular apartment house is a dwelling unit even though it may not have separate cooking equipment. Excluded from the dwelling unit count are large rooming houses, institutions, dormitories, and transient hotels and tourist courts.

In the 1940 Census, a dwelling unit was defined as the living quarters occupied or intended for occupancy by one household. A household consisted of a family or other group of persons living together with common housekeeping arrangements, or a person living entirely alone. However, the enumerator was not explicitly

instructed to define rooms as dwelling units on the basis of cooking equipment or separate entrance.

The number of dwelling units in the 1950 Census may be regarded as comparable with the number of dwelling units in the 1940 Census. Some living quarters may have been classified as separate dwelling units in the one census and not in the other. Further, in the 1950 Census, living quarters with five or more lodgers were not tabulated as dwelling units; generally, such quarters were included in the 1940 dwelling unit count. However, the net effect of these changes is probably small.

Occupancy and tenure.—Dwelling units are classified by occupancy and tenure into four groups: owner-occupied; renter-occupied; vacant nonseasonal not dilapidated, for rent or sale; and other vacant and nonresident. A dwelling unit is classified as owner-occupied if it was owned wholly or in part by the head of the household or by some related member of his family living in the dwelling unit. All other occupied units are classified as renter-occupied whether or not cash rent was actually paid for living quarters. Rent-free units and living accommodations received in payment for services performed are thus included with the renter-occupied units.

A dwelling unit is considered vacant if no persons are living in it at the time of enumeration. New units not yet occupied were enumerated as vacant dwelling units if construction had proceeded to the extent that all the exterior windows and doors were installed and final usable floors were in place. The classification "Vacant nonseasonal not dilapidated, for rent or sale" is descriptive of the vacant dwelling units reported in this classification. "Other vacant and nonresident" units include all dilapidated and seasonal vacant units as well as the not dilapidated units which were not for rent or sale.

Because of changes in enumeration procedures, the counts of total vacant units in 1940 and 1950 are not strictly comparable. In 1940, vacant units were enumerated if they were habitable; units uninhabitable and beyond repair were excluded from the enumeration. In 1950, units were included regardless of condition if they were intended for occupancy as living quarters. Therefore, no comparison should be made between the data on "vacant nonseasonal not dilapidated, for rent or sale" units from the 1950 Census and data in the 1940 Census reports.

In both censuses, dwelling units occupied entirely by nonresidents were included with vacant units not for rent or sale. Trailers, tents, houseboats, and railroad cars which were vacant were excluded from the dwelling unit inventory in both 1950 and 1940.

Condition and plumbing facilities.—Data on condition of a dwelling unit are shown in combination with data for selected plumbing facilities and are, therefore, limited to units for which both condition and plumbing facilities are reported. Plumbing facilities include water supply, toilet facilities, and bathing facilities.

The category "with private bath" includes those dwelling units reported with both a flush toilet and a bathtub or shower inside the structure for the exclusive use of the occupants of the unit. The category "no private bath" includes those dwelling units not having private flush toilet or not having private bathing facilities. The "no running water" category includes units with only piped running water outside the structure or with only other sources such as a hand pump.

A dwelling unit is "dilapidated" when it is run-down or neglected, or is of inadequate original construction, so that it does not provide adequate shelter or protection against the elements or it endangers the safety of the occupants.

Persons per room.—The number of persons per room has been computed for each occupied dwelling unit by dividing the number of persons in the dwelling unit by the number of rooms in the dwelling unit. All persons enumerated in the Population Census as members of the household (including lodgers, servants, and

other nonrelated persons) are counted in determining the number of persons that occupy the dwelling unit. The number of rooms in the dwelling unit includes all rooms available for living quarters throughout the year. Not counted as rooms are bathrooms, closets, pantries, halls, screened porches, and unfinished rooms in the basement and attic.

Color of occupants.—Occupied dwelling units are classified by color of head of household according to the definition used in the 1950 Census of Population. The group designated as "non-white" consists of Negroes, Indians, Japanese, Chinese, and other nonwhite races. Persons who are not definitely Indian or of other nonwhite race are classified as white.

Contract monthly rent.—Contract monthly rent is the rent, at the time of enumeration, contracted for by the renter regardless of whether it includes furniture, heating fuel, electricity, cooking fuel, water, or personal services.

Monthly rent for vacant dwelling units is the amount asked for the dwelling unit at the time of enumeration. The average monthly rent relates to renter-occupied dwelling units and vacant nonseasonal not dilapidated units for rent. Dwelling units which are occupied "rent-free" are not included with the units reporting rent.

Value of one-dwelling-unit structures.—Average value is shown for owner-occupied dwelling units and vacant nonseasonal not dilapidated units which are for sale only. Value is shown only if the unit is in a one-dwelling-unit structure without business and if it is the only dwelling unit included in the property. The value represents the amount for which the owner estimates that the property, including such land as belongs with it, would sell under ordinary conditions and not at a forced sale. For vacant units, value is the sale price asked by the owner.

Number reporting.—Occupancy and tenure are reported for all dwelling units, and color of occupants is reported for all occupied units. The corresponding distributions for these subjects in table 1 are based on all dwelling units and on occupied units, respectively. For all other subjects, the distributions are based on the units for which the specific characteristics are reported, that is, the "Number reporting."

The number of dwelling units for which the enumerator obtained no report on a particular item is shown for the city totals only; however, the number "not reported" can easily be derived for each area in tables 2 and 3 by subtracting the number reported from the total number of dwelling units (or total occupied).

Block identification.—A map or series of maps is included in this report showing block numbers for each block, letter designations for block areas, and the names of principal streets.

Blocks are identified by serial numbers, a separate series of numbers being used for each block area. Thus, the location of each block for which data are presented in table 3 may be determined by referring to the identification of the block area and block shown on the map. Similarly, data for a specific block may be located in the table by reference to the map for the identification numbers of the block area and block.

A block area is an arbitrary subdivision established to facilitate numbering blocks in groups of less than 1,000. In some cities this division was not necessary and the blocks are numbered within the city as a whole.

If no dwelling units are reported for a block, the block number is not listed in table 3, although it is shown on the map. Dwelling units for which the block number was not reported are indicated in the table by the symbol "NR." Detailed data are not shown for such dwelling units, nor for blocks containing fewer than three dwelling units. Average monthly rent is not shown when the monthly rent was reported for fewer than three dwelling units. Average value is not shown when the value of one-dwelling-unit properties was reported for fewer than three dwelling units. All dwelling units are included, however, in the statistics for the city.

CORPUS CHRISTI, TEXAS

3

Table 1.—CHARACTERISTICS OF HOUSING FOR THE CITY: 1950

Subject	Number	Percent	Subject	Number	Percent
OCCUPANCY AND TENURE			PERSONS PER ROOM		
All dwelling units.....	32,992	100.0	Occupied dwelling units.....	30,461	...
Owner occupied.....	14,189	43.0	Number reporting.....	30,116	100.0
Renter occupied.....	16,272	49.3	1.50 or less.....	25,565	84.9
Vacant nonseasonal not dilapidated, for rent or sale.....	1,541	4.7	1.51 or more.....	4,551	15.1
Other vacant and nonresident.....	990	3.0	Not reported.....	345	...
CONDITION AND PLUMBING FACILITIES			CONTRACT MONTHLY RENT		
All dwelling units.....	32,992	...	Renter-occupied, and vacant nonseasonal not dilapidated units, for rent—Number reporting.....	16,285	...
Number reporting.....	32,503	100.0	Total contract monthly rent..... dollars..	681,467	...
With private bath, not dilapidated.....	22,665	69.7	Average monthly rent..... dollars..	41.85	...
No private bath, with running water, not dilapidated.....	3,063	9.4	VALUE OF ONE-DWELLING-UNIT STRUCTURES		
No running water or dilapidated.....	6,775	20.8	Owner-occupied, ¹ and vacant nonseasonal not dilapidated units, for sale only—Number reporting.....	11,520	...
Condition or plumbing facilities not reported.....	489	...	Total value or sale price..... dollars..	97,276,300	...
No private bath or dilapidated.....	9,838	30.3	Average value..... dollars..	8,444	...
COLOR OF OCCUPANTS					
Occupied dwelling units.....	30,461	100.0			
White.....	28,352	93.1			
Nonwhite.....	2,109	6.9			

¹ Restricted to 1-dwelling-unit properties.

(Table 2 of the standard series is omitted, as this city was not reported by wards or tracts)

HOUSING—BLOCK STATISTICS

Table 3.—CHARACTERISTICS OF HOUSING FOR BLOCK AREAS, BY BLOCKS: 1950

[Detailed statistics not shown for blocks containing fewer than 3 dwelling units, nor for dwelling units not allocated by blocks (designated by NR)]

Block area	Block	All dwelling units by occupancy and tenure					All dwelling units by condition and plumbing facilities			Occupied dwelling units			Contract monthly rent ¹		Value ² of one-dwelling-unit structures		
		Total	Owner occupied	Renter occupied	Vacant non-seasonal not dilap., for rent or sale	Other vacant and non-resident	Number reporting	No private bath or dilap.	No running water or dilap.	Total	Persons per room		Occupied by non-white	Number reporting	Average monthly rent (dollars)	Number reporting	Average value (dollars)
											Number reporting	1.51 or more					
A	6	1	2	9	1	11	1	11	11	3	9	3833	2				
	7	1	1	3		4		4	3	3	3	5500					
	8	1	1														
	9	1	1														
	11	1	1														
	14	44	22	37	3	44	37	34	39	38	18	38	2763	1			
	15	104	22	2	6	10	4		4	4	2	8	4975				
	16	14	4	4		4	3		4	4	3						
	20	12	9	9	3	12	1		9	9	1	12	3566				
	23	12	1	5	3	9			6	6	1	8	5225				
	27	12	2	6	4	12			8	8	1	10	3890				
	28	1															
	29	1															
	30	14		10	4	14			10	9	3	12	4375				
	32	23	3	16	4	22			19	18	4	17	6370				
	33	12		9	3	12		1	9	9	3	12	4725				
	34	6	1	5		6			6	6	3	5	4600				
	37	13		12	1	13			12	12	1	12	5133				
	39	10	1	13	5	19			14	14	2	17	6611	1			
	40	31	3	17	5	31			20	19	8	22	5118				
	41	7	1	6		7			7	7		6	6716				
	42	35	3	20	11	35	7		23	23	6	31	4477				
	49	13		10	2	13	3		10	10	1	12	4091				
	51	27	2	12	9	26			14	13	4	21	6780				
	52	9		9	4	9			9	9	1	9	4533				
	53	152	140	2		152	147	12	142	142	32	2	3983	3			
	54	31	11	16	4	30	14		27	27	7	18		2			
	55	1	2	1		3	2		3	3		1		1			
	60	15	3	12		14	1		15	15	4	11	4427				
	61	27	2	20	5	27	11	1	22	22	11	25	3752				
	64	11	2	9		11	6		11	10	5	9	3288	1			
	66	29	2	19	2	28		1	21	21	7	21	5485				
	67	57	3	43	5	57	1	1	46	45	13	45	4773				
	68	23	2	6	13	23			8	8	1	18	7222				
	69	20	3	11	6	20	2		14	14	7	16	5331				
	72	24	4	18	1	23	1	1	22	22	2	18	3934				
	73	63	3	34	23	63	7	5	37	37	11	55	5655				
	74	25	3	19		25			22	22	1	1	8825	2			
	75	60		37	20	60			37	37	7	33	3909				
	77	59	5	37	17	58	24	19	42	42	15	52	4740	1			
	78	24	3	20	1	24	3		23	23	3	20	4550	2			
	80	6	2	4		6	1		6	6	7	4	5550	4			
	81	48	6	31	9	47	11	9	37	37	17	40	3735	2			
	82	47	3	28	15	46	12	5	31	31	7	42	3723	2			
	83	33	4	25	4	33			29	29	3	29	5851	1			
	84	39	2	27	10	39	3	1	29	29	3	35	5897	1			
	85	17	4	10	3	17	1		14	14	3	13	6346				
	86	18	1	9	8	17			10	9	3	14	5507				
	87	37	3	26	7	37	1	1	29	29	9	31	5145				
	88	23	1	20	2	23	2	1	21	21	7	19	4726				
	89	5		3		5			3	3		5	5520				
	90	2															
	91	8	1	7		8	2	2	8	8		7	5085				
	92	31	3	24	4	31	2	2	27	26	6	24	4191				
	93	23	1	18	4	22			19	19	7	20	4635				
	94	3		3		3			3	3							
	95	1															
	96	29	3	22		25	7	2	25	23	10	21	4319				
	97	1															
	98	10	2	8		10			10	10	4	8	4075				
	99	16	1	11	3	16	1		12	12	1	14	5442				
	102	13		9		13		1	9	9	1	13	4953				
	103	6		6		6			6	5	2	5	4740				
	104	14	2	6	5	13			6	7		10	3980				
	105	15		11	3	15		1	11	11	8	12	4500				
	106	25		22	3	25			22	22	3	23	5830				
	107	6		5	1	6			5	5	4	6	5166				
	108	36	13	20	3	35	15	6	33	33	9	20	5490				
	111	47	4	28	15	47	14	6	32	32	4	43	4388				
	112	17	3	13	2	17			15	15	2	14	5864				
	114	11	3	7	1	11		6	10	10	5	8	5925	2			
	115	32	5	23	4	32		1	28	28	2	25	5276				
	116	5	1	3		5			4	4		2					
	117	10		9		10			9	9		7	6214				
	118	37	2	20	14	37	18	16	22	22	7	33	6154	1			
	119	63	4	32	3	60	11	3	27	24	4	52	5248				
	120	13	2	10	1	13			12	12	2	11	6545				
	121	3	2	1		3			3	3	2			2			
	123	1															
	124	1															
	125	30	2	27	1	30	13	1	29	29	3	27	2892				
	126	30	3	23		28	11	7	26	24	7	22	3845				
	127	53	2	49	2	51	15		51	50	24	47	3534				
	134	5	2	3		5			5	5		1		2			
	135	14	6	7	1	14		6	13	13	1	8	4200	4			

¹For renter-occupied dwelling units and vacant nonseasonal not dilapidated units, for rent.
²For owner-occupied dwelling units and vacant nonseasonal not dilapidated units, for sale only.

966

625

5125

CORPUS CHRISTI, TEXAS

Table 3.—CHARACTERISTICS OF HOUSING FOR BLOCK AREAS, BY BLOCKS: 1950—Con.

Block area	Block	All dwelling units by occupancy and tenure					All dwelling units by condition and plumbing facilities			Occupied dwelling units			Contract monthly rent ¹		Value ² of one-dwelling-unit structures			
		Total	Owner occupied	Renter occupied	Vacant non-seasonal not dilap. for rent or sale	Other vacant and non-resident	Number reporting	No private bath or dilap.	No running water or dilap.	Total	Persons per room		Number reporting	Average monthly rent (dollars)	Number reporting	Average value (dollars)		
											Number reporting	1.51 or more					Occupied by non-white	
A	136	15	7	8			15	5	1	15	15			8	53.87	4	6,575	
	137	34	6	27	1		34	2		33	33			27	51.70	3	7,266	
	138	14	8	5	1		14			13	13			6	55.83	7	10,642	
	139	17	6	11			17			17	17			10	64.30	5	6,700	
	140	16	12	4			16	1	1	16	16	1		3	56.66	10	6,180	
	141	9	9				8	2	1	9	9		1			9	4,600	
	142	21	8	10	2	1	21	12	10	18	18		17	10	28.80	4	3,000	
	143	2																
	153	33	5	19	3	6	33	27	20	24	24	9		22	31.95	1		
	154	2																
	155	51	2	48	1		50	27	17	50	49	17	1	48	33.93			
	156	33		31	2		32	14		31	31	11		31	40.64			
	157	63	3	41	15	4	60	29	2	44	41	15		54	41.98			
	158	79	1	68	9	1	79	39	12	69	69	14		74	32.39	1		
	162	66		32		34	66	66	65	32	32	16		29	26.68			
	163	16	1	14	1		15	3	2	15	15	5		15	36.73			
	164	28	1	24	3		27	11		25	24			27	46.03			
	165	1																
	177	13		13			13	4		13	12	1		13	41.61			
	178	30	4	21		5	29	15	12	25	25	2		21	30.14	3	12,666	
	179	46	5	36	4	4	46	30	12	41	38	5		37	33.56	2		
	180	21		4	13	4	21			4	4			17	130.17			
	183	2																
	184	36	1	33	2		34	11		34	33	3		34	48.41			
	185	24	2	19	3		24	5		21	20	3		22	48.04	1		
	186	20		19	1		20	10		19	18	2		19	45.57			
	192	13	7	6		1	13	4	4	13	12		12	6	29.66	5	5,600	
	193	15	6	8			15	7	7	14	13	4	3	8	21.37	6	3,950	
	194	13	8	5			13	3	1	13	13	1		5	48.20	4	7,950	
	195	10	7	3			10			10	10			3	55.00	7	11,685	
	196	14	8	6			14			14	14			4	34.50	5	6,340	
	197	12	7	5			12			12	12	1		5	45.20	7	7,428	
	198	14	10	4			14	1	1	14	14	4		4	69.00	10	5,630	
	199	38	15	21	2		37	2		36	35	2		23	46.26	9	6,255	
	200	16	8	7		1	15	1	1	15	15			7	52.71	7	7,928	
	201	13	10	2	1		13	1	1	12	12			3	65.00	10	6,800	
	202	10	6	3		1	10	1	1	9	9			2		6	8,750	
	203	11	10	1			11	6		11	11			1		8	9,212	
	204	6	4	2			6			6	6			2		2		
	205	12	7	3	2		12	4	4	10	10		5	3	36.33	7	5,400	
	206	14	4	10			14			14	14	1		10	34.70	4	5,000	
	207	21	5	14	1	1	21	13	10	19	19	7	6	15	24.80	4	7,250	
	208	11	8	3			10	4		11	10	1		3	27.33	7	4,571	
	209	79	14	59	3	3	74	55	37	73	73	17	5	59	24.72	9	3,744	
	211	2																
	213	30	3	26		1	29	27	24	29	29	4		23	26	23.23	1	
	214	38	1	36		1	37	37	36	37	37	11		37	20.97	1		
	215	22	2	18		2	22	21	19	20	20	3		18	21.77	2		
	216	27	6	20		1	27	25	23	26	26	9		17	17.29	1		
	217	1																
	218	21		20		1	20	18	18	20	20	1		18	22.94			
	219	11	2	9			11	11	11	11	11	1		9	19.22			
	220	20		18		2	20	20	20	18	18			18	17.72			
	221	11	1	4		6	10	10	9	5	5	3		1		1		
	222	18	1	17			18	15	15	18	18	1		16	20.00			
	223	33	1	32			31	30	30	33	33	5		31	20.06			
	224	14	1	13			12	10	10	14	14			11	15.45			
	225	28	2	25		1	28	26	26	27	27	1		25	22.20			
	226	23	2	20		1	23	23	23	22	22	6		19	19.10			
	227	26	1	25			25	19	19	26	26	2		24	24.04			
	228	16	2	14			16	4	4	16	16			13	36.07			
	229	10	2	8			9	8	6	10	10	2		8	21.71	1		
	230	80	14	63		3	74	67	57	77	72	11	7	60	23.35	4	2,150	
	233	2																
	235	19	4	14	1		14	11	1	18	18	2		14	32.42	2		
	236	30	6	23	1		29	3		29	29	1		24	48.29	2		
	237	42	1	37	4		38	9		38	38	2		40	53.77			
	238	1																
	242	21		18	1		21	6	6	18	18	2		19	41.00			
	243	21	4	12		2	21	16	16	16	16			10	42.00	1		
	244	9	1	6		2	9	4	4	7	7			6	43.33	1		
	246	5	1	4			5	3	2	5	5			4	9.25			
	248	18	3	15			15	5		18	17	2		13	14.40	3	4,000	
	249	41	3	38			39	33	13	41	41	8		35	17.61	3	2,500	
	250	41	4	36		1	38	37	37	40	40	7		36	17.73	3	866	
	251	11	1	8		2	11	11	11	9	9	2		8	16.25			
	253	58	11	40	2	5	55	46	39	51	51	9		40	24.25	4	3,500	
	254	18	10	8			18			18	18	2		8	29.50	6	5,766	
	255	31	16	14	1		31	10	5	30	30	4		17	35.50	11	4,263	
	256	8	3	4	1		8	2		7	7			5	43.00	3	6,600	
	257	23	10	13			23	4		23	23	3		13	47.23	7	8,357	
	258	19	8	11			19			19	19	1		11	49.36	4	7,925	
	259	19	8	8	2	1	19	1	1	16	16			6	49.11	8	7,987	
	260	15	9	6			15	1	1	15	15			6	56.33	8	5,937	
	261	29	13	15	1		29	3	3	28	28			14	38.07	7	6,571	
	262	21	10	10	1		21	5	1	20	20			11	51.45	8	6,875	
	263	18	12	6			17	1	1	18	17			6	51.83	9	6,244	

¹For renter - occupied dwelling units and vacant nonseasonal not dilapidated units, for rent.
²For owner - occupied dwelling units and vacant nonseasonal not dilapidated units, for sale only.

HOUSING—BLOCK STATISTICS

Table 3.—CHARACTERISTICS OF HOUSING FOR BLOCK AREAS, BY BLOCKS: 1950—Con.

Block area	Block	All dwelling units by occupancy and tenure					All dwelling units by condition and plumbing facilities			Occupied dwelling units				Contract monthly rent ¹		Value ² of one-dwelling-unit structures	
		Total	Owner occupied	Renter occupied	Vacant non-seasonal not dilap., for rent or sale	Other vacant and non-resident	Number reporting	No private bath or dilap.	No running water or dilap.	Total	Persons per room		Occupied by non-white	Number reporting	Average monthly rent (dollars)	Number reporting	Average value (dollars)
											Number reporting	1.51 or more					
A	264	20	8	12	1	1	20	1	1	20	20			12	49.83	5	7400
	265	15	6	7			14	1	1	13	12	1		7	65.28	3	9000
	266	22	6	16			22			22	22			16	54.50	5	9860
	267	18	8	10			18	1	1	18	18			8	55.12	4	8000
	268	14	4	10			14	12	12	14	14			10	22.50	2	
	269	7	2	5			7	2	2	7	7		11	5	32.40		
	271	16	1	12		3	15	14	10	13	13			12	16.08	1	
	272	55	9	44		2	54	49	46	53	52	4	39	41	25.70	7	4057
	273	45	11	32	1	1	42	36	31	43	43	10	23	31	27.80	4	600
	275	50	3	43		4	48	46	46	46	46		8	41	21.34		
	276	8	2	5		1	7	6	6	7	7		1	2	10.80	2	
	277	31	7	23		1	31	28	24	30	30		2	22	19.81	1	
	278	26	4	21		1	25	13	3	25	25		3	21	26.14	4	3500
	284	15	1	13	1		15	6	4	14	14		1	14	64.50	1	
	285	3	1	1			3	1		2	2			1		2	
	290	12	4	8	1		12	1	1	12	12			8	61.87		
	291	4	4	4			4	3	1	4	4		2	3	44.66		
	292	6	2	4			6	1	1	6	6			3	43.33		
	293	16	4	4	5		16	7	1	11	11		3	11	52.63	1	
	294	7	1	5	1		7			6	6		1	5	56.20	1	
	295	29	7	22		2	29	7	6	29	29		1	22	36.81	5	7300
	296	3	1	2			3	2	2	1	1			8	36.37	2	
	299	12	4	8			11	1	1	12	9			6	31.16		
	301	6		6			6	5	1	6	6		1				
	302	1					1										
	304	22	5	17			22	12	5	22	20	2	20	17	28.05	1	
	305	2					2			2	2						
	307	16	6	10			15	15	12	16	15	4	8	10	23.50	2	
	308	53		52		1	52			52	52		1	48	29.86		
	309	65		65			65			65	65		1	61	31.28		
	310	8	1	6	1		8	3		7	7			4	43.75		
	312	4		4			4			4	4						
	314	37	13	22	1	1	36	8	3	35	35		2	14	36.17	9	6188
	315	14	6	8			14			14	14			8	52.87	4	9125
	316	20	7	11	2		20	7		18	18		2	13	60.53	3	7333
	317	32	12	20			32			32	32			19	49.42	8	9125
	318	12	6	4	1	1	12	2	2	10	10			5	45.00	4	7000
	319	11	4	7			11			11	11			7	51.28	2	
	320	11	3	6	2		11	1	1	9	9		1	6	44.83	3	6500
	321	17	7	9	1		16			15	15			8	44.75	5	7900
	322	27	15	11	1		27	2		26	26			11	57.36	11	7272
	323	8	5	2	1		8			7	7			2		5	12300
	324	22	5	12	1	4	22	12	12	17	17			13	48.61	3	14333
	326	35	12	21		2	35	4	3	33	33			20	45.40	6	7333
	327	16	6	9	1		15	1		15	15			9	40.44	4	15375
	328	1					1										
	329	16	10	4		2	16	3	3	14	14			3	47.66	8	8187
	330	14	5	9			14			14	14			9	61.33	5	9300
	331	11	6	3	2		11			9	9			5	51.00	4	11225
	332	22	2	19	1		22	2		21	21			19	44.36	1	
	333	17	8	9			17			17	17			8	58.00	7	8571
	334	21	9	12			21			21	21			12	47.91	6	7666
	335	23	18	3	1	1	21	4		21	21	1		18	26.00	18	3722
	336	10	5	4	1		10	5	3	9	9			3	20.33	5	2800
	337	16	9	6	1		16	6	2	15	15			6	37.66	10	2780
	339	11	7	4			11	2	2	11	11			4	34.75	7	2828
	340	2					2										
	341	8	1	7			8	1	1	8	8			7	41.42	1	
	342	46	29	16	1		46			45	43		1	17	49.05	24	5766
	343	21	13	8			21			21	21			7	44.28	13	5853
	344	12	10	2			12			12	12			9		8	7775
	345	24	14	10			23	1	1	24	23			4	53.88	10	7380
	346	13	7	3	1		12			12	11			6	47.50	6	8500
	347	14	9	6		1	12	2	2	13	12		1	6	39.33	3	7633
	348	33	12	20	1		33	2		32	32			13	51.36	6	9150
	349	22	16	6			22			22	22			16	53.16	14	7450
	350	19	6	11	2		18			17	16			12	68.16	4	11500
	351	8	5	3			8	1	1	8	8			5	59.33	5	7460
	352	4	3				4			4	4			3		1	
	353	17	8	7	1	1	17			15	15			8	58.00	8	7875
	354	17	8	8	1		17	2	1	16	15		1	9	63.00	6	8800
	356	8	5	3			8			8	8			5	28.33	5	7000
	357	5	2	3			5			5	5			2	34.00		
	358	8	1	7			8	6	6	8	8		5	7	26.71	1	
	359	10	5	5			10	3	7	10	10			2		2	
	360	60	14	43	2	1	59	45	39	57	54		2	3	31.48	7	3928
	362	60		54	2	1	57	5	4	54	54		1	4	21.78		
	363	10	3	6	1		10	4	4	10	10			3	27.16	1	
	364	26	3	23			26	6	4	26	26			3	32.56	1	
	365	14	6	8			14			14	14			3	35.50	6	15666
	366	32	9	19	2	2	31	11	8	28	27		9	19	37.63	2	
	367	30	3	27			30	7	5	30	30			27	41.51		
	368	24	3	19	1	1	24	19	6	22	22			19	38.26	1	
	370	1					1			1	1						
	371	1		8			9			9	9			5	45.60	1	
	372	12	1	8	2	2	10	1		8	8			8	41.37		
	376	9		9			9			9	9			8	65.75		

¹For renter - occupied dwelling units and vacant nonseasonal not dilapidated units, for rent.
²For owner - occupied dwelling units and vacant nonseasonal not dilapidated units, for sale only.

CORPUS CHRISTI, TEXAS

Table 3.—CHARACTERISTICS OF HOUSING FOR BLOCK AREAS, BY BLOCKS: 1950—Con.

Block area	Block	All dwelling units by occupancy and tenure					All dwelling units by condition and plumbing facilities			Occupied dwelling units			Contract monthly rent ¹		Value ² of one-dwelling-unit structures		
		Total	Owner occupied	Renter occupied	Vacant non-seasonal not dilap., for rent or sale	Other vacant and non-resident	Number reporting	No private bath or dilap.	No running water or dilap.	Total	Persons per room		Occupied by non-white	Number reporting	Average monthly rent (dollars)	Number reporting	Average value (dollars)
											Number reporting	1.51 or more					
A	377	41	2	30	4	5	41		32	32		1	34	53.76			
	378	2															
	379	1															
	381	5	1	4			5	1	5	5	1		4	41.75	1		
	382	22	1	21			22	19	22	22	5		20	34.05			
	383	13	2	9	2		12	7	11	10	1		8	54.75	2		
	384	24	6	18			23	2	24	23	3		18	39.38	2	13,666	
	385	31	6	25			31	15	31	31	5		25	42.28	1		
	386	24	3	21			24	17	24	24	4	1	19	25.73	3	7,000	
	387	51	6	38	3	4	50	27	44	44	8	2	40	25.27	1		
	388	47	3	41	1	2	45	43	44	44	5	1	42	19.00	1		
	389	50	15	33	1	1	50	44	44	48	11	4	34	18.20	7	7,428	
	390	26	7	19			26	19	26	26	11		19	17.94	3	3,000	
	391	85	20	61	1	3	85	52	81	81	23	5	60	22.00	1	3,238	
	392	24	9	15			22	14	24	23	8	6	15	22.26	6	2,450	
	393	24	2	21		1	22	9	23	22	10		21	31.90			
	394	9	3	6			9	2	9	9	1	1	6	31.16	3	5,333	
	395	12	1	10		1	11	2	11	11			10	38.80			
	396	10	1	8		1	10	7	9	9	3		6	21.66			
	398	10	2	6	1	1	8	4	8	8			7	51.42	1		
	399	8	4	4			6	4	8	8	1	1	3	58.33	2		
	400	8	2	6			8		8	8			6	56.50	2		
	404	7	3	4			7		7	7	1		4	52.75	3	9,000	
	405	2															
	406	2															
	407	28	9	17	2		28	2	26	26			17	52.35	6	5,800	
	410	67	22	40	5		67	6	62	62	3		38	49.36	15	7,266	
	411	43	33	9	1		43		42	42			9	54.44	31	7,396	
	412	44	27	14	3		44		41	41	3		13	51.38	22	6,590	
	413	72	23	44	1	4	70	3	67	65	3		42	46.64	18	6,950	
	415	19	18	1	5		19		19	19	1		1		18	7,281	
	416	26	21	5	1		26		26	26			4	76.25	19	6,205	
	417	49	28	2	10	9	49	3	30	30	1		2		38	6,266	
	418	7	3	3			7		4	4			1		6	6,516	
	419	6	6				6		6	6					6	8,283	
	420	6	5			1	6		5	5					1	10,000	
	421	11	7	2	2		11		9	9			2		9	8,866	
	422	12	10	2			11		12	12			2		9	8,766	
	423	6	4	2			6		6	6			2		4	11,125	
	424	11	9	2			11		11	11			2		8	21,187	
	425	13	11	2			13		13	13			2		11	14,490	
	426	9	8	1			9		9	9			1		1	8,312	
	427	16	13	1	1		15	1	14	14			1		1	17,300	
	428	45	4	25	15	1	45	1	29	29	5		28	38.71	2		
	433	8		8			8		8	8			8	46.87			
	435	1															
	436	2															
	437	1															
	439	5	1	4			4		5	5			3	86.66	1		
	440	4		4			4	1	4	4	2		4	100.50			
	441	13	3	10			12	2	13	12			8	42.37	1		
	444	11	2	9			11	1	11	11	3		9	38.33	2		
	445	10	7	3			10	1	10	10	2		3	28.33	7	6,428	
	446	21	4	15	1	1	18	12	19	16	4		15	24.13	1		
	447	15	9	6			15	10	15	15	6		8	22.75	3	15,000	
	448	18	2	16			17	15	18	17	9		16	15.81	2		
	449	13	1	11		1	13	11	11	12	3		10	18.30			
	450	26	1	21	3	1	26	17	22	22	7		24	19.62	1		
	451	40	6	27	5	2	38	30	33	33	7		31	23.25	4	6,250	
	452	15	3	12			15	14	15	15	7	2	11	18.18	2		
	453	27	3	22		2	26	24	25	24	6	5	19	17.31	1		
	454	10	1	9			10	8	10	10	1		9	16.77			
	455	15		14	1		15	4	14	14	5		14	24.21			
	456	24	3	21			24	3	24	24	3	2	20	35.80	1		
	457	4		3	1		4		3	3			3	58.33			
	461	8		5	3		5	5	5	5	3		8	39.12			
	471	2					2		2	2			2				
	472	3	1	1	1		3		3	3			2				
	477	3		3			3		3	3			2				
	479	8		5	2	1	8		5	5			7	42.57			
	481	3	1	2			3		3	3			1				
	482	1					1		1	1							
	483	19		15	3		19	3	15	15	1		17	50.29	1		
	484	19	1	17		1	19	17	18	18			16	16.75			
	485	19		17		2	17	16	17	17			17	24.23			
	486	2					2		2	2							
	487	19	1	18			19	17	19	19	9		17	15.41	1		
	488	8		7		1	8	7	7	7	3		5	22.42			
	489	12	7	5			11	5	12	11	3		5	22.60	3	8,333	
	490	17	3	14			17	8	17	16	1		11	34.54	1		
	491	17		17			17	10	17	16	7		17	26.88			
	492	12	2	10			12	7	12	12	1	6	9	28.33			
	493	10	2	7	1		10	5	9	9	1		8	28.00	1		
	494	7	1	6			7	1	7	7		5	6	36.50	1		
	496	7		7			7		7	7			2				
	497	71	15	53	1	2	71	48	68	68	24	4	48	21.70	15	2,513	
	499	11	4	6		1	11	4	10	10	2		5	47.00	1		

¹For renter - occupied dwelling units and vacant nonseasonal not dilapidated units, for rent.
²For owner - occupied dwelling units and vacant nonseasonal not dilapidated units, for sale only.

HOUSING—BLOCK STATISTICS

Table 3.—CHARACTERISTICS OF HOUSING FOR BLOCK AREAS, BY BLOCKS: 1950—Con.

Block area	Block	All dwelling units by occupancy and tenure					All dwelling units by condition and plumbing facilities			Occupied dwelling units			Contract monthly rent ¹		Value ² of one-dwelling-unit structures	
		Total	Owner occupied	Renter occupied	Vacant non-seasonal not dilap. for rent or sale	Other vacant and non-resident	Number reporting	No private bath or dilap.	No running water or dilap.	Total	Persons per room	Occupied by non-white	Number reporting	Average monthly rent (dollars)	Number reporting	Average value (dollars)
A	500	9	1	7	1				8	8		7	4 5.85			
	501	19	2	12	1	4	19	2	14	14		12	4 9.33			
	502	20	2	17	1		20		19	19		17	6 2.94	1		
	503	3	1	2			3	1	3	3	1	2				
	505	1														
	506	27	6	17	4		27	3	23	23	1	20	4 7.90	5	13 700	
	507	11		11			10	8	11	11	1	11	2 5.00			
	508	3	1	2			3		3	3		2				
	509	2					2									
	510	27	1	25	1		27	1	26	26	1	25	4 6.08			
	511	38	12	25	1		38		37	37		26	4 8.57	4	6 375	
	513	14	12	1		1	14		13	13		1		12	15 375	
	515	13	7	3		3	13		10	10	1	2		3	12 333	
	516	19	15	2		2	19		17	17		2		14	10 392	
	518	13	12	1			13		13	13		1		12	9 183	
	519	28	18	8		2	28	2	26	26		8	5 6.75	16	7 468	
	520	18	9	8			18		17	17		6	4 8.33	6	14 166	
	521	37	20	16	1	1	37	18	36	36	6	17	4 1.76	3	7 266	
	522	70	57	11	1	1	68	25	67	67		11	4 7.90	28	11 846	
	523	33	19	12		2	33	4	31	31	3	12	4 5.33	14	12 500	
	525	5	5				5		5	5		5		5	12 400	
	526	19	15	2		2	19		17	17		1		11	12 727	
	527	130	112	17		1	126	96	129	126	77	3	3 2.63	21	9 852	
	528	2					2									
	530	9	2	6	1		9	5	8	8	2	5	1 7.33	1		
	531	1					1									
	532	4	1	3			4	3	4	4	1	3	2 5.33	3		
	533	47	35	11		1	47	14	46	46	14	10	3 2.40	32	3 762	
	534	56	31	24		1	56	40	55	55	20	5	2 3.68	22	3 313	
	535	23	8	15			23	18	23	23	6	1	2 0.00	7	4 028	
	536	21	9	11	1		21	9	20	20	7	11	2 4.45	7	3 471	
	537	25	5	20			24	14	25	22	5	6	1 9.70	4	5 625	
	538	35	8	27			35	19	35	34	6	3	2 5.03	4	3 750	
	539	33	4	29			33	24	33	32	12	3	2 6.10	2		
	540	23	3	20			22	13	23	23	6	3	3 6.80	3	6 333	
	541	62	2	60			59	56	62	60	18	12	1 8.86			
	542	49	7	38	2	2	48	33	45	44	8	3	3 2.33	4	1 600	
	543	21	7	14			20	1	21	20		3	3 3.23	4	12 500	
	544	51	10	40	1	1	51	35	50	50	13	5	2 1.35	5	9 400	
	545	2					2									
	546	12	5	6	1	1	12	4	11	11	1	5	2 6.40	3	10 000	
	547	2					2									
	548	5	1	3		1	5	3	4	4	1	3	1 9.66	1		
	549	28		27	1		28	6	27	27	6	2	4 9.28	2		
	550	24	4	20	1		24	3	23	23	1	6	3 8.57	2		
	551	32	6	26	1	3	31	19	32	32	6	5	3 10.08	2		
	552	33	9	24			33	5	33	33	5	5	3 9.12	2		
	554	34	8	24	2	4	33	26	32	32	10	6	3 1.32	4	7 625	
	555	25	3	18			25	21	21	21	1	6	2 9.11	1		
	556	63	10	46	7	7	62	23	56	56	10	5	4 3.26	3	15 333	
	557	26	4	21	1		24	10	25	24	4	20	4 1.25	1		
	558	7		6			7		7	7	1	5	5 8.40	1		
	559	2	1				2									
	568	22		19	3		22		19	19	2	21	4 8.66			
	569	22		19	3		22		19	19	2	21	4 8.66			
	570	2					2									
	571	12	2	10			12	1	12	12		10	4 5.60			
	572	24	2	19	3		24	3	21	21	1	21	5 0.19			
	573	1					1									
	575	45	5	39	1	1	44	21	44	44	2	36	4 4.77	1		
	576	44	5	37		2	44	30	42	41	9	37	3 4.40	3	8 633	
	577	43	4	38	1		43	39	42	42	12	39	1 8.35			
	578	11	5	6			10	6	11	11	1	5	3 0.60	3	3 933	
	579	30	10	19	1		30	17	29	29	3	18	2 4.61	4	4 500	
	580	7	4	3			7	4	7	7		4	2 6.66	4	5 425	
	581	11	7	4			11	2	11	10	1	6	2 6.30	7	4 928	
	582	31	7	24			31	22	31	31	1	23	2 6.30	5	7 600	
	583	24	9	15			24	16	24	24		10	2 7.70	8	4 300	
	584	43	6	37			42	37	43	43	2	36	1 7.55	4	2 875	
	585	32	7	23		2	32	29	30	30	1	21	1 6.57	2		
	586	30	9	21			30	23	30	24	8	20	1 8.95	8	3 525	
	587	27	8	19			27	22	27	25	8	19	2 3.15	4	6 750	
	589	38	22	16			37	31	38	38	18	13	2 4.61	19	3 100	
	590	13	2	10		1	13	10	12	12	4	8	1 7.37			
	591	28	13	15			28	20	28	28	9	12	2 0.41	8	2 612	
	592	20	11	8		1	20	14	19	19	9	1	2 6.50	9	2 611	
	593	13	6	6		1	13	5	12	12	3	2	3 0.20	3	3 666	
	594	50	23	26	1	1	50	22	49	49	2	25	2 1.16	22	3 200	
	595	6	2	4			6					4	1 8.50	2		
	596	1					1									
	597	6		6			6	1	6	6	16	6	2 6.33			
	598	62	26	34	1	1	61	40	60	59	1	33	1 9.18	22	2 672	
	599	8		5			8	6	7	7		4	1 3.75	1		
	600	35	10	23			35	24	33	33	10	22	1 9.04	9	2 700	
	601	49	12	32			49	15	47	44	17	18	1 5.59	10	1 170	
	602	28	27	1			28		28	28		27		26	10 980	
	603	18	17	1			18		18	18		1		16	16 093	

¹For renter - occupied dwelling units and vacant nonseasonal not dilapidated units, for rent.
²For owner - occupied dwelling units and vacant nonseasonal not dilapidated units, for sale only.

CORPUS CHRISTI, TEXAS

Table 3.—CHARACTERISTICS OF HOUSING FOR BLOCK AREAS, BY BLOCKS: 1950—Con.

Block area	Block	All dwelling units by occupancy and tenure					All dwelling units by condition and plumbing facilities			Occupied dwelling units			Contract monthly rent ¹		Value ² of one-dwelling-unit structures	
		Total	Owner occupied	Renter occupied	Vacant non-seasonal not dilap., for rent or sale	Other vacant and non-resident	Number reporting	No private bath or dilap.	No running water or dilap.	Total	Persons per room		Number reporting	Average monthly rent (dollars)	Number reporting	Average value (dollars)
											Number reporting	1.51 or more				
A	604	15	14	1		1			15	15				13	16.653	
	605	50	39	10					50	49			8.530	39	10.176	
	606	30	26	4		1			30	30	1		7.875	25	10.200	
	607	19	6	13					19	19	1		7.269	5	8.440	
	608	13	10	3					13	13		1		9	10.444	
	609	13	10	3		1			13	12				8	11.687	
	610	12	11	1					12	12	1			11	10.136	
	611	19	18	1		1			19	18				17	8.911	
	612	17	15	2		1			17	16				15	10.413	
	613	10	6	4					10	10	1		3.400	5	10.000	
	614	19	19						19	19				19	10.542	
	616	24	21	3		1		1	24	23				21	14.642	
	617	38	37	1					38	38				34	11.279	
	619	22	21	1		1			22	21				21	10.666	
	620	31	27	4		1			31	30				26	9.399	
	621	3	2	1	1				3	2						
	622	19	13	6			1	1	19	19	2			12	5.808	
	623	12	8	4					12	12				8	7.575	
	624	20	14	6			1	1	20	20	1			12	8.483	
	625	17	15	2					17	17				14	8.500	
	626	66	49	13	4				66	62			6.058	46	9.378	
	627	14	11	3					14	14	1			9	13.388	
	628	15	13	2					15	13				15	14.093	
	629	12	9	3					12	9				11	14.736	
	630	15	9	6	2				15	13	1		7.833	6	19.166	
	631	21	14	7		5		2	21	16		2		8	16.062	
	632	20	14	6		2		1	20	18		1		10	15.390	
	633	27	17	10	1	5		1	27	21		1	6.750	12	12.320	
	634	29	25	4	1	3			29	25				23	12.321	
	635	28	18	10	1	1		1	28	26			5.450	16	8.443	
	636	30	23	7	1	2		1	30	27			6.500	19	8.289	
	637	25	20	5					25	25			4.833	16	9.406	
	638	26	16	10					26	26	1		5.780	16	8.156	
	639	21	11	10					21	21	2		3.577	11	5.181	
	640	29	25	4				7	29	28			5.000	22	10.300	
	641	24	17	7		1			24	23		1		17	7.800	
	642	24	19	5	1				24	23			6.800	18	7.644	
	643	23	19	4					23	23			6.000	19	8.705	
	644	52	41	11		6		1	52	46			61.255	33	10.584	
	645	37	35	2					37	37			60.000	35	8.934	
	646	22	19	3	1	1		1	22	20				17	9.735	
	647	19	18	1					19	19				17	9.405	
	648	76	29	47	23	18			75	3			6.642	49	8.920	
	649	56	48	8					56	56		2		46	9.526	
	650	19	8	11					19	17			6.883	6	1.466	
	651	17	7	10					17	14			2.750	7	2.050	
	652	24	10	14					24	23			2.661	6	1.183	
	653	29	7	22					29	27			18.41	3	1.728	
	654	15	14	1					15	15			3.123	3	4.666	
	655	25	3	22		1			25	24		16	17.80	2		
	656	58	2	56		2			57	56	16	20	12.28	1		
	657	28	3	25					28	28	4	8	17.60	2		
	658	36	12	24					36	36	14	1	18.77	7	4.514	
	659	4	4						4	4			50.50	4		
	661	3	1	2		1			3	2				1		
	662	9	2	7		1			9	7			11.83	1		
	663	2	2						2	2				1		
	664	4	3	1					4	4				1		
	665	26	3	23		4			26	7		1	62.00	1		
	666	12	4	8					12	5			53.62	8		
	667	19		16		3			18	16		14	62.92			
	668	12		10		2		3	12	10		11	39.90			
	669	1							1							
	674	1							1							
	675	3							3	2						
	676	8		5				2	8	8			4.240	2		
	677	19		8					18	18		5	40.37	8	2.5125	
	678	104	23	76		1		5	99	97		78	50.64	8	15.525	
	679	33	6	25		2			31	30		25	53.52	1		
	680	39	5	34				3	39	39		5	44.96	2		
	681	47	9	35	3			1	47	12		7	45.13	6	7.416	
	682	47	3	44					46	3			31.71	4		
	683	31	4	27		2			31	30			3.572	2		
	684	43	11	32					42	40		7	2.148	4	1.050	
	685	43	10	33		1			42	40		3	20.88	4	1.600	
	686	25	3	22					25	24			20.71	2		
	687	25	3	22		2			25	24		4	26.50	2		
	688	1							1							
	689	3		2				1	3	3						
	690	42	20	18	1	3			34	27		20	16.22	12	1.058	
	691	29	9	16	1	3			28	26		14	17.85	3	1.366	
	692	10		10					10	10			23.30			
	693	40		32	8			7	38	32		14	40.61			
	694	178	62	102	5	9		1	176	124	46		27.20	42	2.711	
	695	43	11	29	2	1			43	22	6		30.60	6	2.550	
	696	42	6	33	2	1			42	21	17		32.67	4	3.700	
	697	33	8	25					33	18	11		29.54	3	4.833	

¹For renter - occupied dwelling units and vacant nonseasonal not dilapidated units, for rent.
²For owner - occupied dwelling units and vacant nonseasonal not dilapidated units, for sale only.

HOUSING—BLOCK STATISTICS

Table 3.—CHARACTERISTICS OF HOUSING FOR BLOCK AREAS, BY BLOCKS: 1950—Con.

Block area	Block	All dwelling units by occupancy and tenure					All dwelling units by condition and plumbing facilities			Occupied dwelling units			Contract monthly rent ¹		Value ² of one-dwelling-unit structures	
		Total	Owner occupied	Renter occupied	Vacant non-seasonal not dilap., for rent or sale	Other vacant and non-resident	Number reporting	No private bath or dilap.	No running water or dilap.	Total	Persons per room		Number reporting	Average monthly rent (dollars)	Number reporting	Average value (dollars)
											Number reporting	1.51 or more				
A	698	27	8	17	1	1	27	11	5	25	25	5	16	40.81	7	5.614
	699	32	9	19	3	1	32	6	3	28	28	3	21	39.76	6	4.016
	700	18	11	5		2	18	5	3	16	16	4	5	34.60	9	4.644
	701	46	19	25	1	1	46	38	16	44	44	27	23	31.08	15	2.633
	705	11	4	7			11	5	2	11	11	6	7	28.85	3	2.333
	706	25	17	7		1	25	22	14	24	24	14	7	26.85	16	1.506
	707	31	21	8		2	31	26	14	29	29	18	8	22.37	21	1.709
	708	19	16	3			19	15	11	19	19	13	3	16.66	14	1.800
	709	22	12	8	2		22	16	6	20	20	7	8	27.50	7	1.971
	710	25	7	17		1	25	6	2	24	24	6	15	40.00	4	3.025
	711	24	10	13		1	24	8	4	23	23	8	13	28.69	9	5.611
	712	27	11	14	1	1	27	10	6	25	25	5	12	35.66	10	3.910
	713	25	13	11		1	25	9	9	24	24	2	9	35.22	10	4.000
	714	34	16	15		3	33	22	19	31	30	7	15	30.26	14	3.257
	715	28	17	9		2	27	12	5	26	25	6	7	26.42	10	3.500
	716	54	27	14	8	5	52	42	9	41	38	24	21	25.14	23	1.726
	717	96	29	26	22	19	94	84	59	55	54	27	43	15.69	25	2.112
	718	77	38	34		5	77	67	60	72	72	39	27	18.11	23	2.465
	719	78	40	23		15	76	74	66	63	62	29	22	23.18	34	1.961
	720	76	30	43		3	74	69	64	73	71	30	42	21.35	21	2.523
	721	82	19	56	1	6	81	56	39	75	75	20	53	25.75	14	2.285
	722	34	5	25	3	1	33	13	8	30	29	7	26	31.50	5	7.100
	723	6	2	4			6	3	2	6	5	2	4	19.00		
	724	3		3			3			3	3		2			
	725	22	14	6		2	22	21	20	20	20	11	5	22.60	10	2.800
	726	8		7	1		8	1	1	7	7	6	8	32.25		
	727	87	23	53		11	86	85	84	76	76	32	49	16.32	11	1.809
	728	68	16	44		8	67	65	64	60	59	25	38	19.26	9	1.800
	729	14	2	11		1	13	11	7	13	13	1	8	14.12	1	
	730	19		19			19	15	5	19	19	2	16	27.50		
	731	8		7		1	8	8	8	7	7	3	7	12.42		
	732	16	3	13			14	14	9	16	16	7	12	18.50	1	
	733	23	10	13			23	13	12	23	23	10	11	23.00	8	4.800
	734	18	3	15			18	14	14	18	18	4	14	18.50	2	
	735	13	6	7			13	9	9	13	13	3	5	26.60	4	4.675
	736	23	5	18			23	4	4	23	23	4	18	33.11		
	737	4	1	3			4	3	1	4	4	4	3	25.33	1	
	738	7	2	5			7	4	1	7	7	3	4	20.50	2	
	739	39	3	36			37	9	1	39	38	1	36	42.36	2	
	740	36	10	17	8	1	36	2	1	27	27	2	25	44.40	7	5.385
	741	65	15	44	3	3	63	4	1	59	59		41	50.21	8	5.187
	745	7	1	6			7			7	7	1	6	25.50		
	746	19	4	15			19	1	2	19	19	1	14	51.42	3	16.000
	747	24	5	19			24	2	2	24	24	2	18	41.50	3	9.666
	748	17	6	10	1		17	6	1	16	16	1	9	40.66		
	749	4		4			4			4	4		4	32.00		
	751	17	3	14			17	6	4	17	17	6	14	30.42	3	5.166
	752	16	8	8			16	8	4	16	16	6	7	25.28		
	753	24	3	18	1	2	24	19	8	21	21	5	19	19.26	2	4.500
	754	19		19			19	10	6	19	19	5	18	29.27		
	755	39	7	32			39	35	30	39	39	9	32	24.96	6	4.850
	756	62	23	34		5	60	54	49	57	56	25	28	19.60	14	2.107
	757	11	2	8	1		11	7	1	10	10	5	9	28.22	1	
	758	1														
	759	42	8	30	2	2	41	30	12	38	37	7	30	24.16	4	2.750
	760	35	10	25			35	25	10	35	33	2	24	20.29	5	4.000
	761	44	12	32			44	37	33	44	44	15	27	23.62	4	2.000
	762	25	15	18	2		25	16	5	23	23	6	17	19.23	1	
	763	30	15	15			30	19	4	30	30	6	14	23.42	6	3.775
	764	50	11	36	1	2	48	34	13	47	47	14	31	30.90	4	3.000
	765	21	6	15			21	7	2	21	21	6	14	29.00	3	4.833
	767	26	4	21	1	1	26	10	5	25	25	7	20	23.50	1	
	768	18	1	16			18	8		17	17		17	40.70		
	769	38	5	32	1	1	37	37	37	37	37		30	50.53	1	
	770	23	6	17			23	37	23	23	22		17	71.64	1	
	771	44	6	32	2	3	44	44	1	41	41	2	34	59.38	2	
	772	63	5	53	2	1	62	59	59	59	58		55	63.68	2	
	773	17	1	11		1	17	17		16	16		12	50.07	1	
	774	41	8	33			41	1	1	41	41	2	33	55.10	4	11.000
	775	33	7	25	1		33			32	32		25	51.08	3	6.166
	776	16	3	12		1	16	2	1	15	15		11	40.81	1	
	777	8		8	1		8			7	7		8	33.00	2	
	778	19	5	14			19	3	3	19	19		14	36.85	3	4.000
	779	20	2	18			20	19	18	20	20	6	17	13.41	2	
	780	5		5			5	5	3	5	5	1	5	14.20		
	781	24	5	19			24	18	14	24	24	9	18	21.05	5	4.200
	782	40		37	2		37	32	23	38	38	11	28	21.14	1	
	783	40	10	30	2	3	35	35	14	55	55	7	46	20.82	6	3.350
	784	22	5	15			22	14	5	16	16		12	27.50	2	
	785	100	24	75		3	94	83	69	99	97	33	70	17.21	8	1.925
	786	16	4	11		1	15	13	10	15	15	6	11	19.45	1	
	787	36	13	21	2		34	25	18	34	34	14	18	21.44	7	2.428
	788	26	3	11		2	16	14	11	14	14	8	11	23.36	2	
	789	23	10	13			22	13	9	23	23	8	12	14.08	10	3.700
	790	30	13	16			28	21	15	29	27	14	16	19.31	6	2.583
	791	80	26	51		3	80	54	43	77	77	34	50	18.14	17	2.694
	792	66	41	22		3	66	43	20	63	63	24	22	21.63	34	2.335

¹For renter - occupied dwelling units and vacant nonseasonal not dilapidated units, for rent.
²For owner - occupied dwelling units and vacant nonseasonal not dilapidated units, for sale only.

Table 3.—CHARACTERISTICS OF HOUSING FOR BLOCK AREAS, BY BLOCKS: 1950—Con.

Block area	Block	All dwelling units by occupancy and tenure					All dwelling units by condition and plumbing facilities			Occupied dwelling units			Contract monthly rent ¹		Value ² of one-dwelling-unit structures		
		Total	Owner occupied	Renter occupied	Vacant non-seasonal not dilap., for rent or sale	Other vacant and non-resident	Number reporting	No private bath or dilap.	No running water or dilap.	Total	Persons per room		Occupied by non-white	Number reporting	Average monthly rent (dollars)	Number reporting	Average value (dollars)
											Number reporting	1.51 or more					
A	793	2															
	794	18			1	4	7	18	14	10	13	13	9	10	26.90	2	
	795	67	4	9		7	4	65	46	43	60	60	22	46	21.13	7	
	796	18	13	5	2	3	3	78	52	40	73	73	36	58	24.81	9	
	797	13	7	6				13	11	7	13	13	4	6	20.66	6	
	798	38	10	26		2	2	38	32	25	36	36	12	26	19.61	8	
	799	26	10	16				26	13	8	26	26	9	16	21.62	6	
	800	20	9	8		3	3	20	11	10	17	17	2	8	21.00	6	
	801	36	9	23		4	4	36	29	26	32	32	16	21	20.95	7	
	802	19	9	8		2	2	19	12	9	17	17	7	5	19.40	4	
	803	26	11	15				24	5	3	26	26	10	2	25.33	8	
	804	39	23	15		1	1	39	21	15	38	38	10	13	26.61	15	
	805	31	15	14	1	1	1	31	13	6	29	29	9	15	31.86	12	
	806	38	14	22	1	1	1	38	23	9	36	36	5	21	23.80	13	
	807	22	7	15				22	15	11	22	22	10	15	20.33	4	
	808	30	5	24	1	1	1	30	22	14	29	29	6	24	19.54	4	
	809	17	6	10				17	13	2	16	16	5	10	26.60	1	
	810	20	10	9		1	1	19	10	7	19	19	5	9	21.00	8	
	811	28	14	14				28	14	13	28	28	10	9	29.11	10	
	812	34	3	30		1	1	33	32	19	33	29	9	21	17.63	19	
	813	61	5	54		2	2	59	48	43	59	58	17	35	15.96	2	
	814	32	11	18		3	3	32	19	10	29	29	9	14	24.92	9	
	815	31	4	21	1	1	1	30	24	9	25	25	9	19	22.63	3	
	816	47	7	40				45	36	29	47	45	17	39	23.89	4	
	817	18	3	15				18	14	8	18	18	3	13	18.92	3	
	818	40	8	31	1	1	1	38	14	4	39	39	5	28	30.89	3	
	819	35	10	21	3	1	1	31	10	8	31	28	8	22	33.81	6	
	820	18	4	12	2			18	7	2	16	16	1	14	28.50	4	
	821	16	3	13				16	1		16	16		13	34.84	3	
	822	14	7	7				14	2		14	14		7	43.00	4	
	823	28	5	22	1			28	11	2	27	27	1	23	47.30	3	
	824	68	18	44	1	5	5	68	11	1	62	62	4	43	48.18	5	
	825	63	21	39	2	1	1	62	13	6	60	58	2	40	58.95	10	
	828	21	6	14				21			20	20		14	55.21	2	
	829	26	6	20		1	1	26	26		26	26		20	67.45	5	
	830	10	3	7				10	7		10	10		7	62.14	2	
	832	20	5	15				20	10		20	20		15	59.60	5	
	833	16	8	7	1			16	3	1	15	15	2	5	60.00	2	
	835	25		24		1	1	25	5	3	24	24	1	24	49.29	4	
	836	22	3	18	1			22	2		21	20		19	65.57	2	
	837	12	3	8	1			12			11	11		8	48.50	2	
	838	18	3	14		1	1	18	6	6	17	17		12	49.91	3	
	839	23	8	15				23	10	9	23	22		15	37.60	6	
	840	22	7	15				22	4	1	22	22		14	42.35	7	
	841	29	12	16		1	1	29	2		28	28		16	48.81	4	
	842	17	10	6		1	1	17	5	2	16	16		5	32.60	7	
	843	18	7	11				18	1	1	18	18	2	11	48.72	5	
	844	26	7	19				25	10	4	26	25	1	17	47.17	5	
	845	3		3				3	3		3	3		2			
	846	19	12	7				19			19	19		6	45.00	8	
	847	21	11	10				21			21	21		10	51.10	10	
	848	15	12	3				15			15	15		12	62.00	12	
	849	159	17	156	2			159	10	9	157	157	6	15	30.75	11	
	850	36	1	19				36	10		36	36		19	33.31	15	
	851	43	18	22	1	2	2	43	25	23	40	40	13	23	30.17	12	
	852	46	11	31		4	4	46	4	4	42	42	14	30	32.73	8	
	853	15	8	6		1	1	15	6	5	14	14	3	6	32.20	5	
	855	21	1	20				20	15	15	21	21	2	20	41.05	1	
	856	24	7	16		1	1	24	20	20	23	23	8	16	27.00	5	
	857	5	4	1				5	2	5	5	5	3	1		3	
	858	91	16	64	4	7	7	89	38	19	80	79	8	66	35.24	10	
	859	25	5	19		1	1	25	16	14	24	24	9	17	25.82	4	
	860	41	24	16				41	37	34	40	38	24	15	19.60	16	
	861	28	19	8		1	1	28	26	25	27	22	17	7	16.28	16	
	863	42	13	28				40	26	21	41	41	12	27	29.44	13	
	864	31	18	11	2			28	10	2	29	29	4	12	31.16	12	
	865	33	17	14		2	2	31	10	6	31	30	9	13	34.00	15	
	866	59	16	39	2	2	2	59	38	23	55	55	23	40	26.07	9	
	867	33	24	7		2	2	32	24	21	31	31	2	6	19.56	22	
	868	30	18	9	1	2	2	30	23	19	27	25	19	9	27.11	14	
	869	32	21	11				32	23	20	32	32	14	11	21.18	20	
	870	12	10	1		1	1	12	7	7	11	11		1		8	
	871	2															
	872	9	6	3				9	6	1	9	9	3	2		5	
	873	4	3					4	2	2	4	4		3		3	
	874	13	9	1	1	1	1	13	5	5	10	10	5	1	32.00	9	
	875	23	14	8		1	1	23	5	5	22	22	5	1	29.60	10	
	876	34	9	21	3	3	3	34	21	20	30	30	23	9	29.77	11	
	877	25	15	9		1	1	25	13	8	24	24	9	12	35.33	12	
	878	26	13	11	2			25	5	1	24	24		12			
	879	10	6	4				9	8	7	10	9	6	3	17.66	5	
	880	1															
	881	9	6	3				8	8	4	9	9	6	3	14.33	6	
	882	50	31	16				50	46	46	47	47	2	10	16.70	23	
	883	48	32	13		3	3	48	43	41	45	45	20	13	22.07	27	
	884	65	37	25		3	3	64	60	57	62	62	31	25	20.48	34	
	885	39	26	13				39	36	34	39	39	12	13	26.61	21	

¹For renter - occupied dwelling units and vacant nonseasonal not dilapidated units, for rent.
²For owner - occupied dwelling units and vacant nonseasonal not dilapidated units, for sale only.

HOUSING—BLOCK STATISTICS

Table 3.—CHARACTERISTICS OF HOUSING FOR BLOCK AREAS, BY BLOCKS: 1950—Con.

Block area	Block	All dwelling units by occupancy and tenure					All dwelling units by condition and plumbing facilities			Occupied dwelling units			Contract monthly rent ¹		Value ² of one-dwelling-unit structures	
		Total	Owner occupied	Renter occupied	Vacant non-seasonal not dilap., for rent or sale	Other vacant and non-resident	Number reporting	No private bath or dilap.	No running water or dilap.	Total	Persons per room		Number reporting	Average monthly rent (dollars)	Number reporting	Average value (dollars)
											Number reporting	1.51 or more				
A	886	21	5	16			21	21	21	20	1.0	3	16	265.0	5	1800
	887	16	1	11			16	13	13	11	1.4		9	436.6		
	888	53	12	34	6	1	44	28	28	46	3.6	7	34	415.5	4	5500
	889	16	12	4			15			15	1.5		3	800.0	11	8545
	890	22	16	6			22	1	1	22	2.0		6	525.0	14	8307
	891	16	13	3			16	1	1	16	1.5	1	3	373.3	12	8333
	892	19	9	9	1		19			18	1.8		10	523.0	8	8000
	893	17	11	6			17			17	1.7		5	610.0	9	7277
	894	23	9	14			23		1	23	2.3	2	14	397.8	6	6166
	895	27	10	16	1		27	4	2	26	2.6		17	488.2	8	6937
	896	27	8	19			27	1		27	2.7		19	561.5	5	5200
	897	21	8	12	1		21	3		20	2.0	1	10	406.0	6	5916
	899	29	3	25	1		28	3	1	28	2.7	1	26	532.3	2	
	900	29	5	22	1	1	29	14	14	27	2.7		23	541.3	2	
	901	39	8	29	1		39	10		37	3.7		29	523.4	5	10800
	902	22	8	12	1	1	22	2	3	20	2.0		13	514.6	3	12000
	903	28	8	17	2	1	28	7	2	25	2.5		19	554.2	5	10600
	904	19	2	15	2		19			17	1.7		15	873.3	1	
	905	24	5	19			24			24	2.4		19	672.1	5	19260
	907	43	11	32			42			43	4.2	1	29	613.7	5	15000
	908	36	6	27	1	2	35	1	1	33	3.2		28	733.5	4	18000
	909	37	7	28	2		34			35	3.4	1	28	579.2	1	
	910	6	3	2	1		6			5	5		3	833.3	1	
	911	41	8	33			40	2		41	4.0		33	639.3	6	12500
	912	41	11	27	2	2	40	2		38	3.8		29	584.1	6	9316
	913	16	4	10	1	2	16			14	1.4		10	523.0	2	
	914	17	2	12	2	1	17	5	2	14	1.4	1	13	466.1	2	
	915	34	11	22	1		34	8	1	33	3.2	1	23	615.2	7	7571
	916	26	9	17			21			26	2.6	1	14	640.0	5	6800
	917	24	10	13	1		24	2		23	2.2	2	14	580.7	8	8500
	918	34	12	21	1		34	4		33	3.3		22	494.5	7	10071
	919	24	7	17			24	2		24	2.4	1	17	447.6	5	6860
	920	30	10	19	1		30	6	1	29	2.9		20	434.0	7	6357
	921	20	11	9			19			20	2.0		9	485.5	10	6200
	922	20	10	10			19			20	2.0	1	10	542.0	7	6714
	923	23	11	12			23			23	2.3	1	11	568.1	9	8111
	924	15	12	3			15			15	1.5	2	3	450.0	11	9000
	925	2														
	927	12	5	6	1		12	4	4	11	1.1	1	7	435.7	3	4200
	928	8	4	4			8	7	7	8	8	2	4	355.0	2	
	929	20	10	10			20	8	6	20	2.0	4	10	370.0	9	3633
	930	22	4	11	7		21	1		15	1.5	3	18	355.0	2	
	931	3	1	1	1		3			2	2		2		1	
	932	9	5	4			9			9	9		4	400.0	3	7000
	933	1														
	934	2														
	935	26	10	11	1	4	26	3	1	21	2.0	4	11	338.1	9	3388
	936	28	16	9		3	28	18	13	25	2.5	12	9	295.5	15	1973
	937	8	8				8	6		8	8	6			8	3125
	938	18	12	6			18	11	2	18	1.8	10	5	238.0	9	3055
	939	32	25	7			32	19	15	32	3.2	14	5	248.0	22	2522
	940	27	21	5		1	27	14	11	26	2.6	15	3	194.0	19	2663
	941	26	20	5			25	18	11	25	2.5	5	3	186.6	15	2213
	943	15	8	5		2	15	13	7	13	1.3	6	4	180.0	8	1937
	944	21	16	2	2		19	16	11	18	1.8	12	4	215.0	14	2000
	945	29	18	9	1	1	29	27	24	27	2.6	16	5	138.0	10	1860
	946	21	15	5			21	16	9	20	2.0	12	5	220.0	13	2423
	947	18	12	4	1	1	18	16	14	16	1.6	10	4	200.0	11	2245
	948	18	16	2			18	16	6	18	1.8	13	2	166.4	14	1664
	949	18	17	1			18	17	8	18	1.8	12	1	195.8	17	1958
	950	19	15	3		1	19	17	11	18	1.7	10	3	243.3	14	2085
	951	16	14	1		1	16	15	12	15	1.5	9	1	278.0	10	2780
	953	16	13	3			16	14	9	16	1.6	8	2	191.6	12	1916
	954	17	11	6			17	16	13	17	1.7	13	3	163.3	8	1275
	955	15	14	1			15	12	9	15	1.5	8			13	1630
	956	6	6				6	5	4	6	6	4			6	1850
	957	28	15	12		1	28	23	16	27	2.7	16	9	248.8	14	1971
	959	3	3				3			3	3				1	
	960	1														
	961	1														
B	1	41	17	24			41			41	41		24	624.1	6	12000
	2	30	12	18			30			30	30		17	668.8	4	10500
	3	24	8	16			24	3	2	24	2.4		16	559.3	4	11625
	4	54	5	49			54	1	1	54	5.4		49	541.4	3	11666
	5	63	9	50	4		63			59	5.9		54	697.9	3	11500
	6	40	13	26	1		40			39	3.9		27	670.7	10	7600
	7	10	4	6			10	1		10	1.0		6	623.3	1	
	8	16	5	10	1		16			15	1.5		11	640.9	3	7333
	9	23	10	13			23	2	2	23	2.3	1	11	534.5	7	8285
	10	32	9	18	3	2	32	1	1	27	2.7	1	18	556.1	7	7357
	12	25	16	8	1		25	4		24	2.4		9	633.3	10	7400
	13	36	23	13			34	2	2	36	3.6	1	13	502.3	19	7594
	16	20	7	13			20			20	2.0		13	501.5	4	7375
	17	19	12	7			19			19	1.9		7	395.7	11	13890
	18	23	17	6			23	1		23	2.3	2	4	595.0	15	6906

¹For renter - occupied dwelling units and vacant nonseasonal not dilapidated units, for rent.
²For owner - occupied dwelling units and vacant nonseasonal not dilapidated units, for sale only.

CORPUS CHRISTI, TEXAS

Table 3.—CHARACTERISTICS OF HOUSING FOR BLOCK AREAS, BY BLOCKS: 1950—Con.

Block area	Block	All dwelling units by occupancy and tenure					All dwelling units by condition and plumbing facilities			Occupied dwelling units			Contract monthly rent ¹		Value ² of one-dwelling-unit structures	
		Total	Owner occupied	Renter occupied	Vacant non-seasonal not dilap., for rent or sale	Other vacant and non-resident	Number reporting	No private bath or dilap.	No running water or dilap.	Total	Persons per room		Number reporting	Average monthly rent (dollars)	Number reporting	Average value (dollars)
											Number reporting	1.51 or more				
B	19	22	12	7	3	21			19	19	1	5	48.00	13	7.653	
	20	7	3	4		7	1		7	7		3	63.33	2		
	22	6		6		6			6	6		6	63.16	8	6.125	
	23	8	8			8			8	8						
	24	1														
	25	37	14	20	3	36			34	34	5	22	51.36	12	7.808	
	26	38	3	31	3	38	17	17	34	34	3	33	35.09			
	27	17	5	8		17	11	11	13	13	1	9	42.66	3	3.500	
	28	19	6	12	1	18	14	13	18	18	7	11	30.00	5	3.300	
	29	31	10	18		31	30	29	28	28	15	18	28.44	5	1.880	
	30	23	15	8		23	19	17	23	22	6	4	23.75	12	3.608	
	31	44	27	14		43	37	37	41	41	15	12	30.91	21	2.871	
	32	8	2	6		8	1	1	8	8	1	5	43.80	2		
	33	14	10	4		14	9	9	14	14	3	4	39.50	8	3.022	
	34	34	28	6		32	22	15	34	34	15	5	24.00	28	2.571	
	35	89	49	35	3	85	75	47	84	84	41	18	32.34	40	1.875	
	36	107	31	72	2	103	40	27	103	102	48	72	29.52	22	2.827	
	37	17	11	6		17	2	1	17	16	1	6	39.33	10	4.050	
	39	32	9	18	1	32	10	7	27	27	13	19	34.94	5	1.500	
	40	77	51	16	7	76	49	22	67	65	13	20	35.85	49	2.434	
	41	27	20	4	2	27	5	2	24	24	1	5	41.00	17	3.500	
	42	16	4	12		16	9	5	16	16	3	12	28.08	7		
	44	10	8	2		10	8	7	10	10	5	2	22.22	7	2.928	
	45	21	12	8		21	19	19	20	20	13	6	17.33	11	1.936	
	46	14	6	7		14	9	9	13	13	5	5	28.80	3	2.800	
	47	8	4	3		7	5	5	7	7	3	3	31.66	2	4.166	
	48	16	5	10	1	16	8	6	15	15	1	11	37.81	15	7.640	
	49	20	14	4	1	20	8	1	18	18	7	4	58.75	5	8.380	
	50	9	5	4	1	9	1	1	8	7	3	3	76.33	7	5.428	
	51	11	5	3	1	11			10	10		4	41.25	7		
	52	5	4	1		5			5	5		1	22.22	4	7.250	
	53	12	10	2		12			12	12		2	60.16	9	6.055	
	54	15	8	6	1	15	1	1	14	14	1	7	50.71	7	5.071	
	55	11	8	2	1	11			10	10	1	7	64.00	7	6.314	
	56	10	7	3		10			10	10		6	64.00	6	6.500	
	57	10	6	4		10			10	10		8	61.66	6	7.533	
	58	12	9	3		12			12	12		8	43.33	8	8.250	
	59	12	10	2		12			12	12		9	43.33	8	8.700	
	60	12	8	4		12			12	12		7	49.00	7	7.000	
	61	17	8	8	1	17			16	16		8	48.50	7	8.214	
	62	19	10	9		19			19	19		7	46.42	8	7.287	
	63	12	9	3		12	2	2	12	12	3	3	31.33	9	5.388	
	64	14	9	5		14			14	14		4	56.75	9	7.644	
	65	2	2			2			2	2						
	66	21	17	4		21	1	1	21	21	2	3	70.00	17	8.182	
	68	38	25	13		38	1	1	38	38	2	12	58.25	22	7.859	
	69	40	17	19	2	39	3	2	36	36	1	17	58.29	13	7.476	
	70	34	23	10	1	34			34	34	1	10	50.50	21	7.471	
	72	34	14	20		34			29	29	3	19	60.36	9	7.444	
	73	30	6	23		30	4	2	29	29	1	23	57.47	4	8.875	
	74	19	4	14	1	19	8	6	18	18		15	44.33	2		
	75	22	6	16		22			22	22		12	55.66	1		
	76	42	12	27	3	42	2	2	39	38		27	54.48	7	9.000	
	77	42	13	28	1	42	2	2	41	41		28	63.50	8	6.787	
	78	66	8	54	2	66	5	1	62	62	1	56	56.37	4	8.875	
	79	26	5	21		26			26	26		19	54.63	2		
	80	51	7	37	4	51	10	1	44	44	4	38	54.78			
	82	72	5	59	3	72			64	64	1	62	75.46	2		
	83	10	5	20	5	10			30	30		22	59.45	9	9.611	
	84	30	16	13	2	29			29	28	1	12	60.58	14	16.642	
	85	8	2	6		8			8	8		6	41.66	1		
	87	4	1	3		4			4	4		3	60.00	1		
	88	38	13	25		34			38	38		22	58.50	6	8.500	
	89	23	4	18	1	22			22	22	1	19	59.52	1		
	90	3	3			3			3	3		2				
	91	1				1			1	1						
	93	49	18	28	3	49			46	45	10	28	43.60	13	7.007	
	94	42	16	25	1	42	7	3	41	41	7	21	39.33	13	5.923	
	95	33	21	11	1	33	1	1	32	32	2	9	48.88	18	6.716	
	96	32	25	7		32			32	32		7	68.00	23	9.808	
	97	28	21	6	1	28	2	2	27	27	4	6	45.33	16	7.218	
	98	22	14	8		22			22	22	2	7	50.00	9	6.700	
	99	52	37	15		50		2	52	48		15	57.66	35	7.368	
	100	23	21	2		23	2	2	23	23	5	8	50.00	23	6.469	
	101	1				1			1	1		2		20	6.300	
	102	13	4	9		12			13	13		3	53.33	9	7.011	
	103	13	9	4		12		1	13	13	1	4	60.00	7	6.928	
	104	28	14	14		25	4	4	28	27	3	13	43.61	12	6.333	
	105	5	5			4			5	4		4	51.25			
	106	10	2	8		10			10	10		8	56.12	1		
	107	1				1			9	9		3	56.96	8	6.087	
	108	46	13	32	1	46	9	9	45	45	3	3	45.89	12	5.158	
	109	35	15	20		35		1	35	35		19	49.55	15	6.920	
	110	35	16	18		35		2	34	34	3	18	49.55	9	8.333	
	111	40	13	27		39		2	40	40		26	56.19	8	8.235	
	112	49	11	34	4	44		1	45	43		37	39.54	7	7.925	
	113	37	8	29		37		2	37	37		29	49.82	5	6.820	

¹For renter - occupied dwelling units and vacant nonseasonal not dilapidated units, for rent.
²For owner - occupied dwelling units and vacant nonseasonal not dilapidated units, for sale only.

HOUSING—BLOCK STATISTICS

Table 3.—CHARACTERISTICS OF HOUSING FOR BLOCK AREAS, BY BLOCKS: 1950—Con.

Block area	Block	All dwelling units by occupancy and tenure					All dwelling units by condition and plumbing facilities			Occupied dwelling units			Contract monthly rent ¹		Value ² of one-dwelling-unit structures		
		Total	Owner occupied	Renter occupied	Vacant non-seasonal not dilap., for rent or sale	Other vacant and non-resident	Number reporting	No private bath or dilap.	No running water or dilap.	Total	Persons per room		Occupied by non-white	Number reporting	Average monthly rent (dollars)	Number reporting	Average value (dollars)
											Number reporting	1.51 or more					
B	114	27	5	22		27	1	1	27	27			21	5 0.09	4	9 375	
	115	14	10	4		12			14	13			1		10	12 900	
	116	28	17	11		28			28	28			11	7 2.00	10	14 700	
	119	3	1	2		3	1		3	3	1		2				
	121	2															
	122	23	23			23			25	24					21	12 095	
	123	30	19	10	1	30			29	29		1	9	5 4.88	20	12 700	
	124	21	19	2		21			21	21			11	7 7.09	17	13 411	
	125	31	19	10	2	30			29	27			11	8 3.33	15	13 800	
	126	22	15	7		21			22	21			6		13	14 000	
	128	15	2	13		15	1	1	15	15		1	12	4 2.75	1		
	130	38	12	25	1	37			37	38			25	5 9.64	7	7 342	
	131	50	15	32		50	3	1	47	47	1		34	5 0.47	7	9 642	
	132	21	13	8	1	21			21	21			5	7 6.80	11	10 163	
	133	28	10	17	1	27	7	1	27	26			18	5 3.61	5	8 600	
	134	14	4	10		14	5	5	14	14	1		10	5 5.70	4	7 875	
	135	15	6	9		14			15	14			8	6 3.87	4	6 050	
	136	20	9	10	1	20			19	19			11	6 4.27	6	6 416	
	137	19	19			19			19	19					19	6 621	
	138	19	19			19			19	19					18	6 261	
	139	20	17	3		20			20	20			3	5 1.66	17	6 482	
	140	11	5	1	1	10	1	1	6	6	1	5	1		6	7 1.66	
	141	15	10	5	4	15			15	15			5	5 2.20	10	7 380	
	142	16	11	5		16	2	2	16	16			4	4 3.75	9	6 777	
	143	18	13	5		18			18	18			4	6 1.25	11	7 136	
	144	18	11	7		18			18	18	1		7	4 8.57	10	6 000	
	145	17	15	2		17			17	17			1		13	6 976	
	146	14	7	7		14	1	1	14	13	1		6	5 3.33	6	7 583	
	147	17	14	3		17			17	17			3	6 1.66	14	7 064	
	148	16	11	5		16	1		16	16			4	5 6.25	10	7 170	
	149	15	13	1	1	15			14	14					11	7 636	
	150	13	8	5		13			13	13			5	5 5.00	7	7 928	
	152	10	9	1		10			9	9			9	3 5.77			
	153	8	5	3	1	8			8	8			3	3 3.33	5	4 000	
	154	19	8	11		18	1	2	19	19	1		10	2 7.60	4	10 500	
	155	36	22	14		35	3	2	32	36	21	1	14	1 8.85	19	1 189	
	156	7	4	3		7	6	4	7	7	3		3	1 4.00	2		
	157	33	22	9	1	33	3	2	31	30	20	1	10	1 9.40	15	1 846	
	158	38	22	16	1	37	3	2	36	38	21	3	16	2 1.25	12	1 958	
	159	29	25	3	1	29	2	1	26	28	15		4	1 6.75	16	3 250	
	160	1															
	161	71	30	41		70	6	3	68	71	36	18	37	2 1.37	25	2 280	
	162	22	18	2	1	20	9	6	20	20	5		3	3 5.66	17	2 523	
	163	18	14	4	1	17	7	4	18	18	4		4	3 1.25	12	3 058	
	164	18	10	8		17	10	6	18	18	5		8	3 0.62	6	4 133	
	165	30	14	16		30	2	2	27	30	4	30	15	4 3.33	12	2 808	
	166	25	11	10	1	25	2	3	23	21	19	6	11	1 9.00	6	2 416	
	167	44	23	18	3	44	4	3	41	41	25	2	18	1 5.05	19	1 563	
	168	33	14	13	1	33	3	2	30	27	13		14	1 9.85	7	1 600	
	169	97	63	31	1	91	7	4	94	93	38		29	2 4.68	51	1 623	
	170	44	30	13	1	42	3	1	33	43	17		13	3 4.69	24	1 100	
	171	36	26	10		36	3	3	33	36	14		9	2 3.88	22	1 313	
	172	9	3	5	1	9			9	8			5	4 2.80	2		
	173	23	19	4		23			23	23			3	5 7.66	18	6 888	
	174	22	18	4		21			22	22			4	5 7.50	16	7 306	
	175	23	20	3		23			23	23			3	7 1.66	18	7 333	
	176	29	19	10		29	1	1	29	29	1		9	4 4.22	16	6 081	
	178	14	8	4	2	14			12	12			4	6 7.75	8	7 975	
	179	39	35	2	2	38			37	36			2		33	8 681	
	180	36	35	1		36			36	36			1		35	8 308	
	181	9	9			9			9	9					8	8 887	
	182	33	29	2	1	33			31	31			3	9 0.00	27	8 088	
	183	246	56	169	17	245			225	224	4		179	3 8.51	60	8 505	
	185	24	18	5		24			23	23			4	7 0.25	18	9 916	
	186	11	5	5	1	11			10	10			6	8 4.16	5	9 760	
	188	14	11	3		14			14	14			3	7 6.66	10	12 250	
	189	14	12	2		14			14	14			1		11	12 500	
	190	7	5	2		7			7	7			2		4	9 375	
	191	11	8	3		11			11	11	1		3	5 3.66	7	9 400	
	192	32	19	11	2	32	2		30	30			12	7 0.66	18	9 083	
	193	28	9	19		28			28	28			19	5 4.47	3	6 333	
	194	11	6	5		11			11	11	1		4	4 8.75	3	27 333	
	195	26	19	7		25			26	25			5	4 1.00	13	16 961	
	196	22	18	3	1	22			21	21			4	1 20.50	18	19 611	
	197	20	15	3	2	20			18	18		1	3	9 8.33	11	21 727	
	198	15	8	7		15			15	15			7	6 8.57	4	33 000	
	199	7	5	1		7	1		6	6			1		4	23 625	
	200	23	7	14	2	23			21	21	1		13	5 9.38	5	22 000	
	201	13	8	3	2	13			11	11			2		4	4 500	
	202	5	4	1		5			5	5			1		2		
	203	16	11	3	2	16			14	14			3	9 1.66	10	15 200	
	204	26	19	7		26			26	25			7	6 2.14	18	18 944	
	205	21	15	3	1	21			18	18			5	5 0.40	11	18 272	
	206	26	16	9	1	26			25	25	1		7	5 7.85	12	13 041	
	207	5	1	4		5			5	5			3	5 5.00	2		
	209	7	5	2		7			7	7	1		2		5	12 500	
	210	16	7	9		16			16	16			9	5 6.77	6	10 000	

¹For renter - occupied dwelling units and vacant nonseasonal not dilapidated units, for rent.
²For owner - occupied dwelling units and vacant nonseasonal not dilapidated units, for sale only.

CORPUS CHRISTI, TEXAS

Table 3.—CHARACTERISTICS OF HOUSING FOR BLOCK AREAS, BY BLOCKS: 1950—Con.

Block area	Block	All dwelling units by occupancy and tenure					All dwelling units by condition and plumbing facilities			Occupied dwelling units			Contract monthly rent ¹		Value ² of one-dwelling-unit structures	
		Total	Owner occupied	Renter occupied	Vacant non-seasonal not dilap., for rent or sale	Other vacant and non-resident	Number reporting	No private bath or dilap.	No running water or dilap.	Total	Persons per room		Number reporting	Average monthly rent (dollars)	Number reporting	Average value (dollars)
											Number reporting	1.51 or more				
B	2111	27	14	12	1	27	1	1	26	26		13	60.00	11	10,863	
	2112	25	18	7		25			25	25		7	62.42	16	11,968	
	2113	33	26	7		33			33	33	1	7	59.28	25	11,280	
	2114	27	19	6		27	2		25	25		5	46.40	12	13,541	
	2115	5	4	1		5			5	5		1		3	28,333	
	2116	10	6	2		10	2		8	8		2		5	19,000	
	2117	18	15	2		18	1		17	17		2		14	25,857	
	2118	4	4			4			4	4				4	23,750	
	2119	25	20	3	1	24	1		23	23		4	52.00	18	13,722	
	220	32	29	3	1	32	1	1	31	31		2		28	12,803	
	221	28	19	9		28			28	28		9	54.22	15	11,033	
	222	26	19	5	2	25			24	24		7	49.57	15	11,400	
	223	13	7	6		13			13	13		6	59.66	5	7,000	
	224	15	3	12		13			15	13		10	72.10	2		
	226	11	4	6	1	11			10	10		7	58.57	3	10,333	
	227	23	15	7	1	23			22	21		8	57.12	12	10,666	
	229	33	25	8		32			33	32		5	63.20	23	13,391	
	230	30	19	10	1	30			29	29		10	55.60	16	11,843	
	231	7	5	1		7			6	6				4	25,250	
	232	11	11			11			11	10				10	34,500	
	238	12	9	3		12			12	12		1		7	12,785	
	239	17	9	4	2	17			13	13	1	4	43.25	9	8,322	
	240	23	14	9		23	2		23	23	1	8	45.25	12	6,050	
	241	25	11	14		25			25	25		13	46.61	11	6,818	
	242	7	7	2		7			6	6		1		2		
	244	46	8	38	1	46			46	46	1	38	51.86	8	10,125	
	245	26	22	4		26			26	26		4	68.75	22	10,254	
	246	1				1										
	248	51	42	9		51			51	51	1	8	69.62	41	8,107	
	249	22	16	6		22			22	22		6	52.00	16	7,293	
	250	24	19	4	1	24			23	23		4	83.75	19	7,563	
	251	25	22	3		25			25	25		3	46.66	22	7,286	
	252	25	18	7		25	3	3	25	25	2	3	54.00	15	7,244	
	253	16	13	3		14			16	16		1		13	7,592	
	254	26	16	9	1	26			25	25		9	55.55	16	7,500	
	255	25	20	5		25			25	25		5	70.60	19	7,630	
	256	32	30	2		31			32	32		30		7	8,328	
	259	27	10	16	1	27	2	2	26	26		17	65.29	7	9,968	
	260	22	8	11	3	21			19	19	1	14	55.07	5	5,160	
	261	35	15	20		35			35	35		18	52.50	8	6,037	
	262	27	14	12	1	27	3	1	26	26		12	52.50	12	5,225	
	263	14	13	1	1	14			13	13		13		12	9,816	
	264	51	35	12	2	51	4		47	46	2	13	82.15	23	9,891	
	265	20	18	2		19			20	20	1	2		16	9,968	
	266	16	13	3		16			16	16	1	4		11	10,827	
	268	24	19	4	1	24			23	22		19	67.00	16	11,781	
	270	28	8	19	1	28			27	27		4	92.36	6	23,583	
	271	18	13	4	1	18			17	17	1	19	73.75	14	17,035	
	272	46	16	30		46			46	46		29	60.48	14	12,964	
	273	25	10	14	1	24			24	23		13	67.53	7	15,457	
	274	19	9	5		18			14	14	1	3		5	48,000	
	275	3	3			3			3	3				2		
	277	30	16	10		30			26	26		10	65.70	10	25,300	
	278	27	16	11		27			27	26		9	54.22	14	9,971	
	279	43	26	16		43	1		42	41		15	58.00	18	10,194	
	281	20	18	1	1	20			19	19		1		17	16,617	
	282	42	17	25		42			42	42		25	90.20	12	11,208	
	283	3	3			3			3	3				3	18,000	
	286	33	15	18		33			33	33		17	87.94	13	11,638	
	287	20	20			20			20	20				19	15,947	
	288	1				1										
	289	35	22	13		35			35	35		12	66.83	17	8,205	
	290	28	16	12		28			28	28		11	70.00	13	10,076	
	291	34	15	15		33	4		30	30	1	13	95.61	7	27,571	
	292	4	4	2		4			4	4		1		1		
	293	6	2	4		6	2		4	4		3		9		
	294	33	18	14		33	1		32	32		8	74.87	9	24,111	
	295	38	20	13		37	5		37	33		11	91.36	9	27,000	
	296	17	12	5		17			17	17		3	40.66	6	30,416	
	297	17	11	4	2	17			15	15		4	100.00	8	26,625	
	298	32	16	16		32	3	1	32	32	1	16	62.25	11	16,227	
	299	28	11	16	1	28			27	26		16	59.25	5	6,460	
	300	26	15	11		26			26	26	1	10	62.10	11	14,727	
	301	40	21	18	1	38	3	1	39	37	1	17	61.05	15	7,726	
	302	36	25	11		36	1		36	36		10	60.40	20	9,435	
	303	41	20	18	3	40			38	37		19	68.31	16	10,675	
	304	6	6			6			6	6				6	16,666	
	305	30	25	1	2	30	2	2	29	28		1		26	12,311	
	306	17	12	5		17			17	17		5	88.00	10	12,300	
	307	241	176	6	52	240	7		182	181		5	99.00	226	13,182	
	309	20	8	10	2	20			18	18		12	66.08	5	9,200	
	310	27	13	14		27		1	27	27		14	54.85	8	10,837	
	311	89	36	52		83	1	2	88	84	3	38	80.68	18	25,083	
	312	26	17	9		25			25	25		8	64.87	10	10,030	
	313	28	17	11		26			26	26		8	53.87	11	10,818	
	314	32	26	6		32		3	32	32		5	47.60	18	12,472	
	315	30	24	6		30			30	30	1	5	70.00	18	11,805	

¹For renter - occupied dwelling units and vacant nonseasonal not dilapidated units, for rent.
²For owner - occupied dwelling units and vacant nonseasonal not dilapidated units, for sale only.

HOUSING—BLOCK STATISTICS

Table 3.—CHARACTERISTICS OF HOUSING FOR BLOCK AREAS, BY BLOCKS: 1950—Con.

Block area	Block	All dwelling units by occupancy and tenure					All dwelling units by condition and plumbing facilities			Occupied dwelling units			Contract monthly rent ¹		Value ² of one-dwelling-unit structures	
		Total	Owner occupied	Renter occupied	Vacant non-seasonal not dilap., for rent or sale	Other vacant and non-resident	Number reporting	No private bath or dilap.	No running water or dilap.	Total	Persons per room		Number reporting	Average monthly rent (dollars)	Number reporting	Average value (dollars)
											Number reporting	1.51 or more				
B	316	28	15	12	1	28			27	27		12	77.58	14	12,035	
	317	18	14	4		18			18	18		2		10	15,600	
	318	21	13	7	1	21			20	20	1	3	76.66	9	15,166	
	319	18	16	2		18			18	18		1		11	14,818	
	320	17	17			17			17	17				17	14,147	
	321	28	25	3		26			26	26		2		21	11,547	
	322	27	24	2		27			26	26	1	2		23	12,078	
	323	30	20	5		30			25	25	1	3	94.33	14	11,164	
	324	9	9			9			9	9				9	16,055	
	325	27	26	1		27			27	27		1		26	12,969	
	326	43	11	28	2	43	1	1	39	39	1	27	72.33	9	13,222	
	327	56	5	48	3	56			53	53		48	75.31			
	329	17	17			17			17	17				15	15,266	
	330	10	9			10			9	9				8	12,687	
	331	9	7	2		9			9	9				7	20,214	
	332	22	17	5		22			22	22	1	5		10	17,100	
	333	24	17	6		24			23	23		2		16	16,000	
	334	11	6	4	1	11			10	10		4	77.50	5	14,860	
	335	29	26	3		29			29	29		2		22	12,131	
	336	28	22	3	2	28			25	25		3	53.33	17	13,752	
	337	19	10	9		18			19	19	1	9	76.66	6	12,500	
	341	78	8	69	1	74			77	75	1	67	86.46			
	345	14	12	2		14	1	1	14	14		2		12	9,416	
	347	10	9	1		10			10	10		1		9	9,833	
	348	14	8	6		14	1	1	14	14		5	75.00	8	9,125	
	349	19	18	1		19			19	18				18	11,861	
	350	52	34	17	1	52			51	51		14	84.35	21	11,571	
	351	24	22	2		24			24	24		2		21	11,847	
	352	30	28	2		30			30	30				27	11,759	
	354	37	34	2		37			36	36		2		34	11,161	
	355	30	27	2		29			29	28	1	2		25	10,916	
	356	29	23	6		29			29	29		4	61.00	19	11,289	
	357	27	22	5		27			27	27	1	5	87.50	21	10,466	
	358	29	23	4		29			27	27		3	56.66	20	9,975	
	359	17	13	4		17			17	17		4	72.75	9	10,300	
	360	28	12	14		28			26	26	1	14	48.28	8	5,937	
	361	22	13	9		22			22	22	1	9	53.33	13	5,884	
	362	18	9	9		18		2	18	18		5	51.66	6	5,700	
	363	12	7	4	1	12		2	11	11	1	9	55.00	5	6,400	
	364	21	8	10	3	20	1	1	18	18	1	12	54.50	5	7,480	
	365	39	12	23	1	39	3	2	35	35	2	24	52.50	11	6,790	
	366	12	8	4		12			12	12		4	63.25	8	8,100	
	367	19	18	1		19			19	19		1		18	8,416	
	368	13	12	1		13			13	13	1			12	8,300	
	369	18	14	2		18			16	16		3	81.66	14	8,392	
	370	10	10			10			10	10				10	8,400	
	371	19	16	3		19			19	19		3	85.00	16	7,812	
	373	10	9	1		10			10	10		3		9	7,400	
	374	25	18	7		25			25	25	2	7	72.85	17	7,835	
	375	11	7	4		11		1	11	11	2	3	78.33	5	7,600	
	376	46	15	27	3	43	18	4	42	41	12	23	36.73	9	3,000	
	377	32	22	9		27	17	8	31	31	7	8	29.25	18	3,233	
	378	31	25	4	2	28	13	5	29	29	6	5	30.65	23	3,065	
	379	30	23	6		26	14	10	29	29	9	3	27.00	21	2,871	
	380	33	24	7	1	32	26	13	31	31	7	3	26.40	24	2,820	
	381	29	19	8	1	29	23	14	27	27	13	3	27.60	16	2,943	
	382	24	18	4		22	17	11	22	22	10	5	21.00	16	2,700	
	383	37	17	20		37	35	33	37	35	16	3	19.10	13	4,384	
	384	18	11	5		18	18	17	16	15	13	5	17.00	8	2,437	
	385	48	24	18		48	48	46	42	40	26	8	16.00	10	2,910	
	386	41	22	19		41	41	38	41	41	24	13	15.00	14	2,400	
	387	24	12	9		24	23	19	21	21	2	9	23.44	10	2,850	
	388	36	9	24		36	35	33	33	33	14	33	24.91	8		
	389	43	14	29		43	40	35	43	43	7	43	24.59	2		
	390	26	12	13		26	26	23	25	25	6	25	24.27	9	3,330	
	391	20	13	6		19	10	3	19	19	3	5	45.00	10	3,060	
	392	16	11	5		13	4	1	16	16	6	5	44.60	11	2,881	
	393	13	7	6		13	3	2	13	13	1	5	56.00	6	2,833	
	394	12	8	3	1	12	5	2	11	11	1	4	37.00	6	2,966	
	395	23	17	5		22	17	12	22	22	1	22	27.20	16	3,275	
	396	23	17	6		23	21	18	23	23	4	4	26.25	17	2,517	
	397	24	12	6		23	20	16	18	18	2	5	26.80	12	2,683	
	398	16	11	2		16	14	8	13	13		2		9	2,755	
	399	32	19	10	1	32	29	22	29	29	18	7	24.00	11	2,536	
	400	36	24	8		36	35	33	32	32	22	6	20.33	21	1,861	
	401	38	30	6		38	37	26	36	36	19	4	22.22	25	1,872	
	402	19	12	6		19	18	16	18	18	11	4	21.25	12	2,441	
	403	44	33	8	1	44	44	27	41	41	17	9	21.33	29	3,120	
	404	15	10	4		15	15		14	14	1	5	38.20	10	4,290	
	405	30	26	4		30			30	30	6	4	47.50	26	4,315	
	406	23	19	4		23			23	23	3	4	47.50	18	4,205	
	408	1				1										
	409	25	23	2		25			25	25		2		22	8,309	
	410	10	9	1		10			10	10		1		9	7,577	
	411	13	12	1		13			13	13		1		12	7,216	
	412	28	27	1		28			28	28		1		27	8,022	
	415	2				2										

¹For renter - occupied dwelling units and vacant nonseasonal not dilapidated units, for rent.
²For owner - occupied dwelling units and vacant nonseasonal not dilapidated units, for sale only.

Table 3.—CHARACTERISTICS OF HOUSING FOR BLOCK AREAS, BY BLOCKS: 1950—Con.

Block area	Block	All dwelling units by occupancy and tenure					All dwelling units by condition and plumbing facilities			Occupied dwelling units			Contract monthly rent ¹		Value ² of one-dwelling-unit structures		
		Total	Owner occupied	Renter occupied	Vacant non-seasonal not dilap., for rent or sale	Other vacant and non-resident	Number reporting	No private bath or dilap.	No running water or dilap.	Total	Persons per room		Occupied by non-white	Number reporting	Average monthly rent (dollars)	Number reporting	Average value (dollars)
											Number reporting	1.51 or more					
B	416	25	14	10	1				24	24	1		10	5310	11	6027	
	417	21	9	11	1			1	20	20	1		12	4850	8	6625	
	418	26	13	11	1			2	24	24	1		12	4775	8	6000	
	419	59	21	33	2	1	3	5	54	54	4		36	5175	9	8366	
	420	30	27	2	1				30	29			1		27	12285	
	421	27	27						27	27					27	10177	
	422	22	21	1				1	22	22			2		21	10500	
	423	20	18	2					20	20		1	1		17	11529	
	424	59	54	5				1	58	58	2		5	6980	51	12331	
	425	11	11					1	11	11					11	21500	
	426	19	18		1				19	18					19	14500	
	427	22	22						22	22					22	12627	
	428	23	22	1					23	23			1		22	10859	
	429	21	11	10					21	21			10	7500	11	8000	
	430	23	21	2					23	23			2		20	7485	
	431	23	21	2					23	23			3		21	7357	
	432	28	25	3					28	28			3	6500	25	7868	
	433	18	17	1					18	18		1	1		17	8064	
	434	7	6	1					7	7			1		6	8500	
	435	12	10	2					12	12			2		9	8844	
	436	53	48	4	1				52	51			5	8900	45	8928	
	437	37	33	1		3			34	34			1		33	8778	
	438	37	32	5				1	37	37			5	9400	32	8834	
	439	36	33	2		1			35	35		1			32	9162	
	440	92	15	67	9				82	81		1	76	5772	12	11666	
	441	47	21	25					46	46			25	6108	20	12080	
	442	24	23						24	23					22	12895	
	443	13	11		1				13	11					12	15183	
	444	15	10	4		1			14	14			2		9	5055	
	448	24	12	12				1	24	24		1	12	4908	8	6000	
	449	22	7	15				1	22	22			14	3557	5	4900	
	450	12	4	8					12	12			8	3950	3	5333	
	451	1															
	453	131	23	106	2				131	125		2	106	4370	23	7334	
	454	29	26	3					29	29			3	7566	25	8024	
	455	23	19	2					23	20			2		19	7957	
	456	9	7	1					9	8			1		7	7214	
	457	14	12						14	12		4			12	5041	
	458	23	17	5					23	22			5	4800	17	4800	
	459	42	32	9				39	41	41		21	7	2842	30	1840	
	460	35	21	13					35	34		22	9	1544	16	1772	
	461	29	19	7				3	26	24		8	4	3000	15	2020	
	462	20	18	2					20	20		1	2		18	3211	
	463	8	7	1					8	8			8		6	2433	
	464	9	5	4					9	9		3	3	1933	4	1800	
	465	9	8	1					9	9		2	1		6	1250	
	466	31	19	7	2			3	31	25		4	18	2612	18	2438	
	467	5	5						5	5			1		3	5333	
	468	8	5	2					8	7			1		5	3580	
	469	6	2	1	2				6	6			3	4100	2		
	470	13	10	2				1	12	12		3	6		10	2500	
	471	123	100	15	1			7	122	114		41	10	1930	94	5542	
	472	8	7	1					8	8			2		7	5671	
	473	7	7						7	7			1		7	5471	
	474	40		40					39	39			40	3332			
	475	71	1	69	1				70	69			69	3227			
	476	3	1	2					3	3			2				
	477	33	20	13					33	31			11	5954	18	8877	
	478	1															
	479	21	20	1				1	21	21			1		20	11210	
	480	26	24	1				1	25	25			1		24	10633	
	482	15	7	6	2				15	13			7	8071	8	10375	
	483	21	17	3				1	20	20			1		15	12300	
	484	41	33	7	1				40	40			30	7712	33	9236	
	486	30		30					30	30			30	2833			
	487	221		219	2				219	218		1	219	4402			
	488	14	1	6	7				14	7			12	3033			
	489	9	9					14	9	9			1		9	6255	
	490	22	20	2					22	22			2		20	5690	
	491	20	19	1					20	20			3		18	5727	
	492	15	13	1					14	14			3		13	6592	
	493	15	13					1	15	13					13	7176	
	494	19	1	2					19	18			4		16	1993	
	495	6	8						6	6			9		7	2900	
	497	3	3						3	3			2		3	2466	
	498	20	12	7	1			3	20	16		6	4	1700	12	2058	
	499	9	7	1				1	9	8			5		7	6842	
	500	4	3					1	4	3					3	6700	
	501	4	3						4	3					3	6166	
	503	6	5	1					6	6			1		5	6340	
	504	2															
	505	113	1	110				2	112	111			110	3361	14	9742	
	508	17	14	3					17	17			2		12	10025	
	509	22	15	5				2	22	20			6	6166	80	6896	
	511	144	60	11	71			2	143	71		7	10	4850			
	512	41	37	4					41	41			4	9475	35	9100	
	515	3	3						3	3					3	11000	

¹For renter - occupied dwelling units and vacant nonseasonal not dilapidated units, for rent.
²For owner - occupied dwelling units and vacant nonseasonal not dilapidated units, for sale only.

HOUSING—BLOCK STATISTICS

Table 3.—CHARACTERISTICS OF HOUSING FOR BLOCK AREAS, BY BLOCKS: 1950—Con.

Block area	Block	All dwelling units by occupancy and tenure					All dwelling units by condition and plumbing facilities			Occupied dwelling units			Contract monthly rent ¹		Value ² of one-dwelling-unit structures		
		Total	Owner occupied	Renter occupied	Vacant non-seasonal not dilap. for rent or sale	Other vacant and non-resident	Number reporting	No private bath or dilap.	No running water or dilap.	Total	Persons per room		Occupied by non-white	Number reporting	Average monthly rent (dollars)	Number reporting	Average value (dollars)
											Number reporting	1.51 or more					
B	516	38	31	7					38	38			6	9 083	30	9 913	
	517	36	30	5					36	35	1		7	6 500	30	9 843	
	518	31	30	7	1				39	38			2	7 657	32	7 796	
	519	20	17	3					20	20			2		17	8 058	
	520	15	12	3					15	13			3		11	9 290	
	522	20	17	3					20	20	1		2	1 116.6	17	9 617	
	523	4	2	2					4	4			2		2		
	524	15	13	2					15	15			1		12	11 166	
	525	22	21	1					22	22			1		21	10 261	
	527	107	8	99				16	106	12	7		98	4 460	2		
	530	1															
	531	13	9	3	1				13	12			3	5 866	10	6 300	
	532	11	10	1					11	11			1		10	7 310	
	533	11	7	4					11	10			4	6 250	7	7 600	
	534	13	8	4					13	12			4	6 500	8	7 037	
	535	15	12	2	1				15	14			2		12	7 183	
	536	1															
	537	9	7	1	1				9	8			1		7	7 671	
	538	13	8	4	1				11	10	1		3	5 233	8	7 400	
	539	18	11	4	2	1			17	15	1		4	7 000	12	7 308	
	540	5	1	3	1				5	4			3	6 333	1		
	541	27	9	16	2			1	26	25	1		18	4 738	9	6 722	
	542	2															
	543	16	14	1					16	15			1		15	9 373	
	544	28	25	2	1				28	26			2		25	9 172	
	545	29	27	2					29	28			2		26	13 257	
	546	26	23	3					26	26			3	8 833	20	9 580	
	547	24	21	3					24	23			2		17	10 358	
	548	9	9						9	9			1		8	11 325	
	549	3	2						3	3					2		
	550																
	551	10	9	1					10	10	1		1		9	9 577	
	552	22	18	2	2				22	19	1		1		19	8 484	
	553	12	10	1	1				12	11		1	1		19	8 773	
	554	12	11	1					12	11			2	9 000	8	10 312	
	555	11	10	1					11	10			2		17	9 411	
	556	16	12	2	2				16	14			2		14	9 192	
	557	21	18	2	1				21	19			2		24	9 208	
	558	23	20	3					23	22			4	9 375	20	9 385	
	559	24	19	3	2				24	22			4	9 375	20	9 385	
	560	92	77	6	7	2			92	83			4	6 750	78	8 680	
	561	10	8	2				3	9	9	4		1		6	4 966	
	562																
	563	20		1	18	1			20	1			1		17	9 347	
	564	11	11		11				10						11	8 490	
	565	1															
	566		7	2					9	9	2		2		7	7 142	
	567	42	27	15				2	42	42	3		13	5 076	26	6 292	
	568	16	9	6				1	15	15	1		6	4 533	9	5 255	
	569	12	10	2					12	12			2		9	5 744	
	570	1															
	571	2															
	572	109	57	1	30	21			108	56			1		86	7 809	
	573																
	574	47	22	20		5		11	47	42	3		18	4 744	21	7 333	
	575	6	2	3		1		3	6	5			3		1		
	576	4	2	1		1		3	4	3	1		1		2		
	577	36	21	12	2	1		4	36	33	3		13	4 846	22	5 522	
	578	7	6	1					7	6					7	9 657	
	579	69	55	8	2	4		2	68	62	1	1	7	5 942	56	7 762	
	580	10	10					1	10	10					10	8 240	
	581	7	6	1					7	7			1		6	7 750	
	582	9	6						9	6					9	9 000	
	583	3	2						3	3					3	7 933	
	584																
	585																
	586																
	587	39	21	7	6	5		2	39	28	1		7	6 928	22	8 954	
	588	213	3	10	194	6		4	212	13	2	1	200	7 058	3	14 000	
	589	33	23	10					33	33			9	5 655	20	10 025	
	590	43	35	8					43	43			7	6 900	30	8 866	
	591	28	20	7	1				28	27	1		7	8 285	18	13 794	
	592	14	9	4					14	13			4	6 200	10	13 050	
	593	23	20	2	1				23	22	1		1		20	16 350	
	594	3	3						3	3					3	20 333	
	595	7	5			2			7	5					5	29 800	
	596	3	2	1					3	3			1		2		
	597																
	598	2															
	599	30	7	21	2				30	28			23	10 443	6	42 666	
	600	6	1	5					6	6			5	7 800	1		
	601	16	3	13					16	16			13	10 307	2		
	602	7							7	7					7	23 214	
	603																
	604	2															
	605	5	4	1					5	5			1		3	21 000	
	606	8	6	2					8	8			2		6	24 000	
	607	4	3	1					4	4			1		3	18 333	
	608	4							4	4					4	11 000	
	609																
	610																
	611	2															
	612	24	11	6	2	5			24	17			5	7 300	12	14 800	
	613	22	14	7	1				22	21			7	6 785	13	9 146	
	614	21	18	1	2				21	19			2		19	8 757	
	615	14	7	5					14	12			5	8 100	6	10 650	
	616	32	12	13	4				31	25	1		14	7 342	9	9 000	
	617	24	19	4		1			24	23			4	11 575	17	9 664	

¹For renter - occupied dwelling units and vacant nonseasonal not dilapidated units, for rent.
²For owner - occupied dwelling units and vacant nonseasonal not dilapidated units, for sale only.

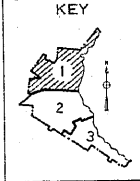
Table 3.—CHARACTERISTICS OF HOUSING FOR BLOCK AREAS, BY BLOCKS: 1950—Con.

Block area	Block	All dwelling units by occupancy and tenure					All dwelling units by condition and plumbing facilities			Occupied dwelling units			Contract monthly rent ¹		Value ² of one-dwelling-unit structures	
		Total	Owner occupied	Renter occupied	Vacant non-seasonal not dilap., for rent or sale	Other vacant and non-resident	Number reporting	No private bath or dilap.	No running water or dilap.	Total	Persons per room		Number reporting	Average monthly rent (dollars)	Number reporting	Average value (dollars)
											Number reporting	1.51 or more				
B	618	26	25	1					26	26			12	25	11300	
	619	26	25	1		1			26	25				22	11190	
	621	12	12						12	12				12	11583	
	622	6	6	2					6	6				3	11500	
	623	3	3	2					3	3			1	3		
	624	3	3						3	3				3	15500	
	625	3	3						3	3				3	20000	
	626	10	9	1				1	10	9	1			8	23250	
	627	3	3						3	3				3	28333	
	628	1														
	639	2														
	630	1														
	631	6	3	3					6	6		3	54.00	2		
	632	10	8		2				10	8				10	11950	
	633	12	11		1				12	11				12	12275	
	634	18	18			1			18	18				20	11535	
	635	23	23						23	23				23	10026	
	636	11	5	6					11	11			6	5	11720	
	637	9	5	4				6	9	9		4	92.50	4	5625	
	638	16	7	7	2				16	14		7	53.42	8	12187	
	644	2														
	645	3	3						3	3				3	43333	
	646	13	13						13	13				13	25000	
	647	13	12	1					13	13				12	22125	
	648	8	7	1					8	6			1	7	20714	
	649	10	4	5		1		3	10	9		4	62.00	2		
	650	4	3						4	3				3	29333	
	651	5	4			1			5	4				4	27625	
	652	12	11	1					12	12				10	26650	
	653	4							4	4				4	28250	
	654	15	13	1	1			1	13	14		1		13	40230	
	655	4	4						4	4				7	31500	
	656	2														
	657	2							2	2				3	38000	
	658	12	12		1				12	12				11	29409	
	659	30	23	1	6				24	24				28	14339	
	660	5	4						5	5				4	20250	
	661	4	4						4	4				4	20750	
	662	4	4						4	4				8	30437	
	663	81	9	57	11	4			76	65		2	63	7480	8	
	664	4	3	1					4	4				3	48666	
	667	2														
	668	1														
	669	14	13			1			13	13				13	8569	
	670	6	6						6	6				6	8250	
	671	16	15	1					16	16			1	15	8133	
	672	11	9	2					11	11				8	8437	
	673	4	3		1				4	3				1		
	674	1							1	1				1	7871	
	675	17	14	3					17	17		1	3	14	8033	
	676	3	2		1				3	2				3		
	677	2														
	679	13	11	2				1	13	13		2	8.00	11	8800	
	680	10	6	4					10	10		4	59.50	6	15500	
	681	17	11	5	1			1	16	16		5	52.00	11	10045	
	684	1														
	685	13	6	7					12	13		1	4	6	17666	
	686	11	6	4	1				10	8		1	76.25	6	13250	
	687	11	6	4					10	9		1	68.33	5	6400	
	688	22	12	10				4	20	20		4	95.00	10	12780	
	689	2														
	690	1														
	691	4	1	3					4	3			3	8.00	1	
	692	3	3					1	3	2				2		
	693	10	7	3					10	10				6	11416	
	694	14	10	2		2			12	11			1	10	11750	
	695	13	9	3	1				12	12			3	6	20583	
	697	2														
	698	2	6			1			7	6				6	16416	
	699	1														
	700	1	5	1	1				7	6		1		6	12583	
	701	4	4						4	4				4	28000	
	702	3	3						3	3				2		
	703	1														
	704	5	4		1				5	5				2		
	705	23	3	20					23	18		2	20	1	65.75	
	706	1														
	709	2														
	712	21	2		19				21	2				18	8988	

¹For renter - occupied dwelling units and vacant nonseasonal not dilapidated units, for rent.
²For owner - occupied dwelling units and vacant nonseasonal not dilapidated units, for sale only.

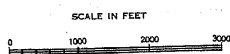
CORPUS CHRISTI, TEXAS, BY CENSUS BLOCKS: 1950

PART 1 OF 3 PARTS



INSET

PART 2 ADJOINS



LEGEND
BLOCK NUMBERS
BLOCK AREA LETTERS
BLOCK AREA BOUNDARIES
U.S. DEPARTMENT OF COMMERCE, BUREAU OF THE CENSUS



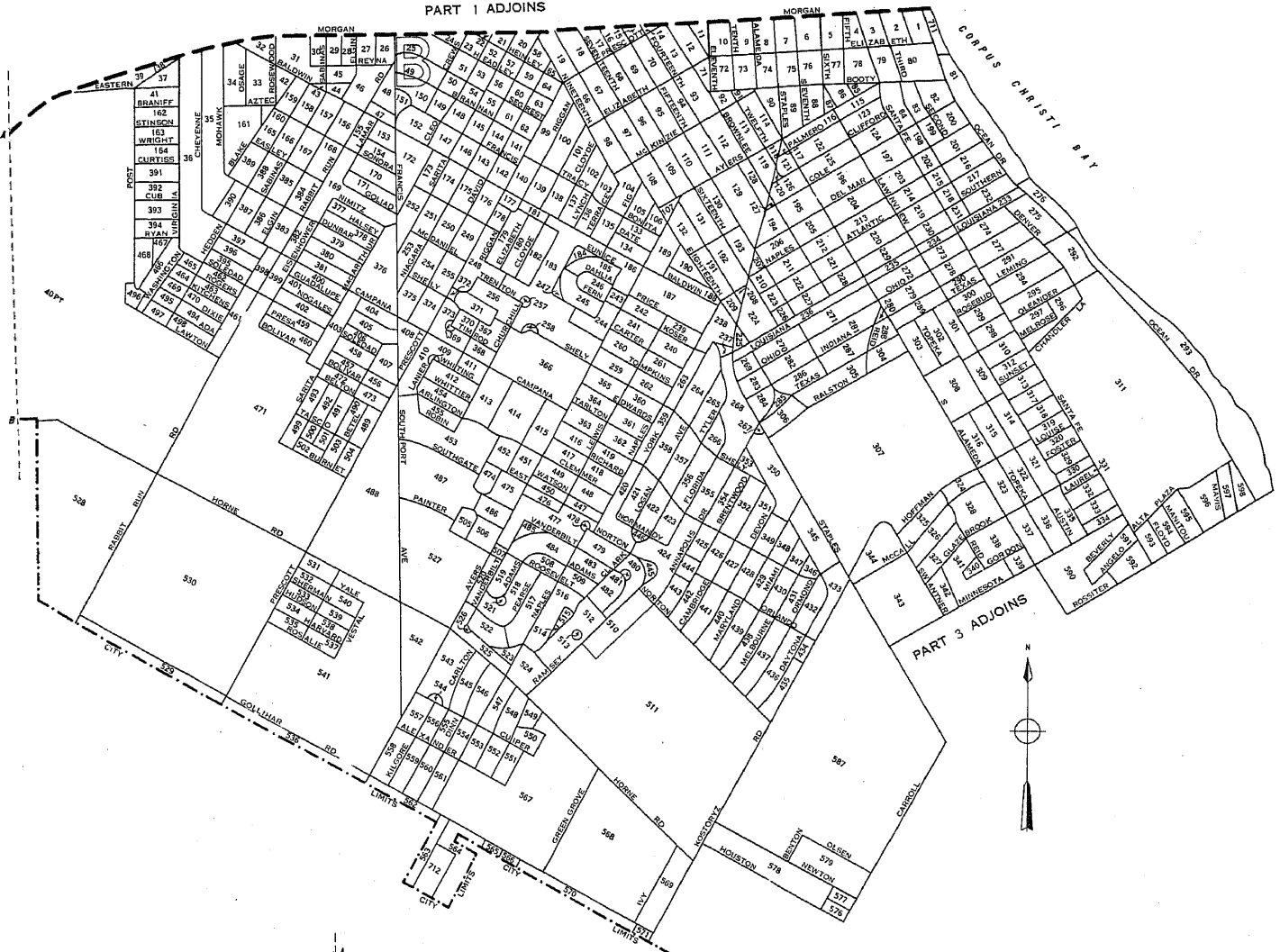
CORPUS CHRISTI, TEXAS. BY CENSUS BLOCKS: 1950

PART 2 OF 3 PARTS

PART 1 ADJOINS

MORGAN


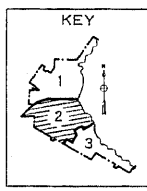
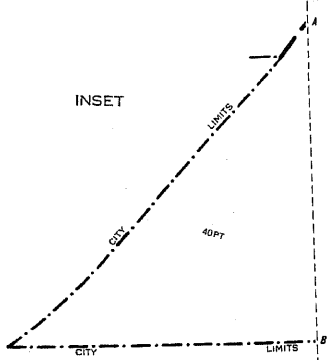
CORPUS CHRISTI BAY



PART 3 ADJOINS



INSET

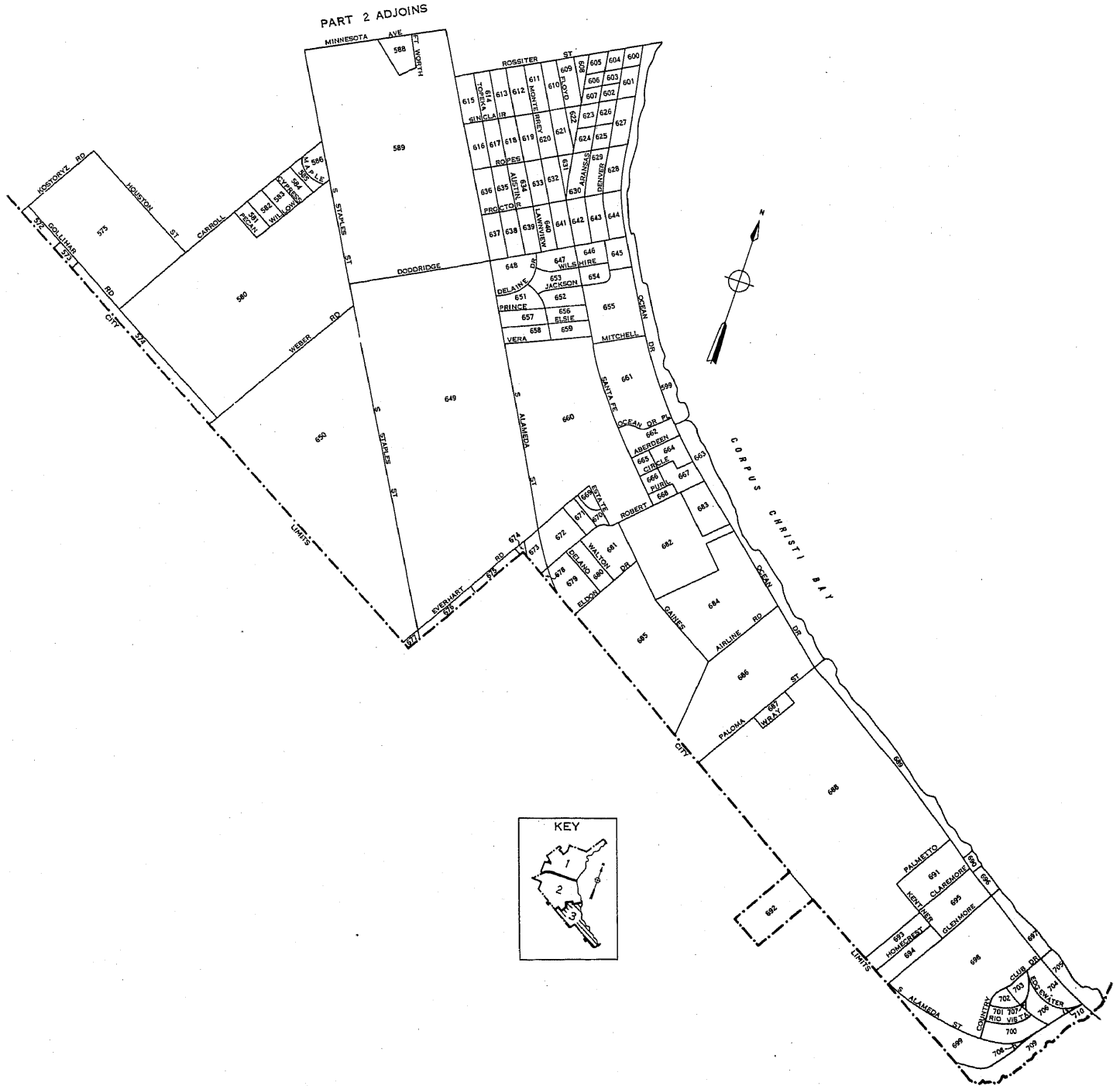


LEGEND

25
A
 BLOCK NUMBERS
 BLOCK AREA LETTERS
 BLOCK AREA BOUNDARIES
 U.S. DEPARTMENT OF COMMERCE BUREAU OF THE CENSUS

CORPUS CHRISTI, TEXAS, BY CENSUS BLOCKS: 1950

PART 3 OF 3 PARTS



SCALE IN FEET



LEGEND

BLOCK NUMBERS

BLOCK AREA LETTERS

BLOCK AREA BOUNDARIES

U.S. DEPARTMENT OF COMMERCE, BUREAU OF THE CENSUS

