


1950 UNITED STATES CENSUS OF HOUSING

U. S. DEPARTMENT OF COMMERCE • BUREAU OF THE CENSUS



COVINGTON, KY.

**BLOCK
STATISTICS**

U. S. CENSUS OF HOUSING: 1950

Volume

- I General Characteristics
- II Nonfarm Housing Characteristics
- III Farm Housing Characteristics
- IV Residential Financing
- V Block Statistics

Housing statistics for census tracts are to be included in the Population reports on census tracts.

U. S. CENSUS OF POPULATION: 1950

Volume

- I Number of Inhabitants
- II Characteristics of the Population

Succeeding volumes will cover the following subjects:

Census Tracts, Nativity and Parentage, Nonwhite Population by Race, Persons of Spanish Surname, Institutional Population, Differential Fertility, Labor Force Characteristics, Occupation, Industry, Income, Internal Migration, Education, Characteristics of Families and Households.

UNITED STATES CENSUS of HOUSING : 1950
U. S. DEPARTMENT OF COMMERCE BUREAU OF THE CENSUS
CHARLES SAWYER, Secretary ROY V. PEEL, Director



BLOCK STATISTICS
COVINGTON
KENTUCKY

Prepared under the supervision of
Howard G. Brunzman, Chief
Population and Housing Division

1950 HOUSING CENSUS REPORT

VOLUME V, PART 44

UNITED STATES GOVERNMENT PRINTING OFFICE 1951

BLOCKS • WARDS



BUREAU OF THE CENSUS

ROY V. PEEL, *Director*

A. ROSS ECKLER, *Deputy Director*
HOWARD C. GRIEVES, *Assistant Director*
CONRAD TAEUBER, *Assistant Director*
MORRIS H. HANSEN, *Assistant Director for Statistical Standards*
ROBERT Y. PHILLIPS, *Assistant Director for Operations*
CALVERT L. DEDRICK, *Coordinator, International Statistics*
FRANK R. WILSON, *Information Assistant to the Director*

Population and Housing Division—

HOWARD G. BRUNSMAN, *Chief*
WAYNE F. DAUGHERTY, *Assistant Chief for Housing*
ROBERT B. VOIGHT, *Assistant Chief for Operations*
HENRY S. SHRYOCK, JR., *Assistant Chief for Population*
EDWIN D. GOLDFIELD, *Program Coordinator*

Quality and Equipment Statistics—Robert C. Hamer, *Chief*
Inventory Statistics—Carl A. S. Coan, *Chief*
Developmental Programs—J. Hugh Rose, *Chief*
Residential Financing—Junia H. Honnold, *Chief*
Territories and Possessions—Joel Williams, *Chief*
Statistical Sampling—Joseph Steinberg, *Chief*
Statistical Procedure—Morton A. Meyer, *Chief*
Processing Operations—Milton D. Lieberman, *Chief*

Administrative Service Division—WALTER L. KEHRES, *Chief*

Agriculture Division—RAY HURLEY, *Chief*
Budget Officer—CHARLES H. ALEXANDER
Business Division—HARVEY KAILIN, *Acting Chief*
Field Division—LOWELL T. GALT, *Chief*
Foreign Trade Division—J. EDWARD ELY, *Chief*
Geography Division—CLARENCE E. BATSCHULET, *Chief*
Governments Division—ALLEN D. MANVEL, *Chief*
Industry Division—MAXWELL R. CONKLIN, *Chief*
Machine Tabulation Division—C. F. VAN AKEN, *Chief*
Personnel Division—HELEN D. ALMON, *Chief*

SUGGESTED IDENTIFICATION

U. S. Bureau of the Census. *U. S. Census of Housing: 1950. Vol. V, Block Statistics, Part 44.*
U. S. Government Printing Office, Washington, D. C., 1951.

For sale by the Superintendent of Documents, U. S. Government Printing Office, Washington 25, D. C.,
or any of the Field Offices of the Department of Commerce - Price 15 cents

PREFACE

This report presents statistics on characteristics of dwelling units by blocks for the city. The tabulations are based on data from the 1950 Census of Housing, taken as of April 1, 1950. Authorization for the 1950 Census of Housing as part of the Seventeenth Decennial Census was provided by the Housing Act of 1949, approved July 15, 1949.

The major portion of the information compiled from the 1950 Census of Housing appears in Volume I, *General Characteristics*; Volume II, *Nonfarm Housing Characteristics*; Volume III, *Farm Housing Characteristics*; Volume IV, *Residential Financing*; and Volume V, *Block Statistics*. Volume V consists of separate reports, issued as bulletins for each of the 209 cities which in 1940 or in a subsequent census had a population of 50,000 or more. These reports will not be bound into a single publication.

The subjects covered in both the 1950 and 1940 reports on characteristics of dwelling units by blocks are substantially similar.

This report was prepared under the direction of Howard G. Brunsman, Chief, Population and Housing Division, and Wayne F. Daugherty, Assistant Chief for Housing. Robert C. Hamer, Chief, Quality and Equipment Statistics Section, was in charge of coordinating the content and the format of the report with assistance from Carl A. S. Coan, Chief, Inventory Statistics Section; Floyd D. McNaughton, Chief, Equipment and Facilities Unit; Beulah Washabaugh, Chief, Tenure and Vacancy Unit; and Walter A. Hines. The compilation of the statistics was under the supervision of Robert B. Voight, Assistant Chief for Operations.

The collection of the information on which these statistics are based was under the supervision of Lowell T. Galt, Chief, Field Division. The geographic work, including the assignment of all block numbers and the preparation of maps, was under the supervision of Clarence E. Batschelet, Chief, Geography Division. The data were tabulated under the supervision of C. F. Van Aken, Chief, Machine Tabulation Division.

November 1951.

COVINGTON, KY.

CONTENTS

INTRODUCTION

	Page		Page
General.....	1	Definitions and explanations—Continued	
Related reports.....	1	Persons per room.....	2
Use of data.....	1	Color of occupants.....	2
Comparability with 1940 Housing Census data.....	1	Contract monthly rent.....	2
Definitions and explanations.....	1	Value of one-dwelling-unit structures.....	2
Dwelling unit.....	1	Number reporting.....	2
Occupancy and tenure.....	2	Block identification.....	2
Condition and plumbing facilities.....	2		

TABLES

	Page
Table 1.—Characteristics of housing for the city: 1950.....	3
Table 2.—Characteristics of housing by wards: 1950.....	3
Table 3.—Characteristics of housing for wards, by blocks: 1950.....	4

Map of city, by blocks, appears following last page of tables.

BLOCK STATISTICS

INTRODUCTION

GENERAL

Volume V of the Reports on Housing consists of a separate report for each of the 209 cities which in 1940, or in a subsequent census prior to 1950, had a population of 50,000 or more. Each report presents for the city, by blocks, tabulations for a limited number of subjects obtained in the Census of Housing. The subjects in these reports are similar to those in the block statistics supplements to Volume I of the reports of the 1940 Census of Housing. The subjects in this report present the number of dwelling units classified by occupancy and tenure, condition and plumbing facilities, persons per room, color of occupants, average contract monthly rent of renter-occupied and selected vacant units, and the average value of one-dwelling-unit owner-occupied and selected vacant structures. In table 1, the statistics for these subjects are summarized for the city. Table 2 contains the statistics for wards; these are the only statistics for wards that will be published from the 1950 Census of Housing. In table 3, the data are presented by blocks within wards and block areas. Maps identifying the location of each block and the ward boundaries are a part of this report.

Related reports.—Related statistics for this city are contained in the Reports on Housing, Volume I, *General Characteristics*; and in the Reports on Population, Volume I, *Number of Inhabitants*, and Volume II, *Characteristics of the Population*.

The Reports on Housing for each State in Volume I present data on the characteristics of dwelling units for the State by residence (urban, rural nonfarm, and rural farm), for standard metropolitan areas, urbanized areas, counties, for urban places, places of 1,000 to 2,500 inhabitants, and rural-nonfarm and rural-farm dwelling units for each county. Each report includes the following subjects: occupancy, tenure, race of occupants, type of structure, year built, condition and plumbing facilities, water supply, toilet and bathing facilities, number of rooms, number of persons, persons per room, electric lighting, heating equipment, heating and cooking fuels, refrigeration equipment, kitchen sink, radio, television, and, for nonfarm units, the contract monthly rent, gross monthly rent, and value of one-dwelling-unit structures.

Volume I of the Reports on Population shows the 1950 population of each county and of each minor civil division within the county. It also contains figures for each incorporated place, for each unincorporated place with 1,000 or more inhabitants, and for incorporated places of 5,000 or more by wards. A special series of tables presents data for each urbanized area giving the incorporated places and portions of minor civil divisions within it.

Volume II of the 1950 Population Reports contains statistics on the general characteristics of the population. Chapter A of this volume repeats the figures on number of inhabitants as shown in Volume I; Chapter B presents demographic, economic, and social characteristics of the population; and Chapter C gives more detailed cross-classifications for States and large cities and standard metropolitan areas.

Use of data.—The tabulation of housing characteristics for areas as small as city blocks provides descriptive material of considerable value for technical studies of housing in the city. The statistics will be useful in compiling totals for special types of areas that may be defined to meet the requirements of individual investigators. Users of the data should bear in mind that in

practically all cases the data for a given block represent the work of only one enumerator. Consequently, housing characteristics for blocks are subject to a wider margin of error than is to be expected in the figures for tracts or wards which represent returns made by a number of enumerators. Misinterpretation of instructions by one enumerator may cause a significant bias in the statistics for a block even though it may have a negligible effect upon the figures for larger areas. For example, the enumeration of "condition" depended to a considerable extent upon the judgment of the individual enumerator. Also, failure to indicate the correct block number for a significant number of dwelling units may introduce errors into the block data.

Comparability with 1940 Housing Census data.—In the 1940 Census of Housing, reports entitled "Block Statistics" were issued as supplements to the first series of Housing bulletins. These supplements consisted of separate reports for each of the 191 cities which had 50,000 inhabitants or more in 1930.

In the 1950 reports, the block numbers used are different, in most cases, from those used in the 1940 reports. Therefore, to compare 1940 and 1950 data for a given block, it is necessary to locate the block on the maps to obtain the corresponding 1940 and 1950 block numbers.

The subjects in both the 1940 and 1950 reports are substantially similar. However, data on number of structures, year built, and mortgage status have been omitted from the 1950 report. Furthermore, in the 1940 reports average contract or estimated monthly rent was reported for all dwelling units while in 1950 average contract monthly rent is reported for some, and average value for other, dwelling units.

DEFINITIONS AND EXPLANATIONS

More detailed and complete definitions are presented in Volume I of the Housing Reports.

Dwelling unit.—In general, a dwelling unit is a group of rooms or a single room, occupied or intended for occupancy as separate living quarters, by a family or other group of persons living together or by a person living alone.

A group of rooms, occupied or intended for occupancy as separate living quarters, is a dwelling unit if it has separate cooking equipment or a separate entrance. A single room, occupied or intended for occupancy as separate living quarters, is a dwelling unit if it has separate cooking equipment or if it constitutes the only living quarters in the structure. Also, each apartment in a regular apartment house is a dwelling unit even though it may not have separate cooking equipment. Excluded from the dwelling unit count are large rooming houses, institutions, dormitories, and transient hotels and tourist courts.

In the 1940 Census, a dwelling unit was defined as the living quarters occupied or intended for occupancy by one household. A household consisted of a family or other group of persons living together with common housekeeping arrangements, or a person living entirely alone. However, the enumerator was not explicitly instructed to define rooms as dwelling units on the basis of cooking equipment or separate entrance.

The number of dwelling units in the 1950 Census may be regarded as comparable with the number of dwelling units in the 1940 Census. Some living quarters may have been classified as separate dwelling units in the one census and not in the other. Further, in the 1950 Census, living quarters with five or more

lodgers were not tabulated as dwelling units; generally, such quarters were included in the 1940 dwelling unit count. However, the net effect of these changes is probably small.

Occupancy and tenure.—Dwelling units are classified by occupancy and tenure into four groups: owner-occupied; renter-occupied; vacant nonseasonal not dilapidated, for rent or sale; and other vacant and nonresident. A dwelling unit is classified as owner-occupied if it was owned wholly or in part by the head of the household or by some related member of his family living in the dwelling unit. All other occupied units are classified as renter-occupied whether or not cash rent was actually paid for living quarters. Rent-free units and living accommodations received in payment for services performed are thus included with the renter-occupied units.

A dwelling unit is considered vacant if no persons are living in it at the time of enumeration. New units not yet occupied were enumerated as vacant dwelling units if construction had proceeded to the extent that all the exterior windows and doors were installed and final usable floors were in place. The classification "Vacant nonseasonal not dilapidated, for rent or sale" is descriptive of the vacant dwelling units reported in this classification. "Other vacant and nonresident" units include all dilapidated and seasonal vacant units as well as the not dilapidated units which were not for rent or sale.

Because of changes in enumeration procedures, the counts of total vacant units in 1940 and 1950 are not strictly comparable. In 1940, vacant units were enumerated if they were habitable; units uninhabitable and beyond repair were excluded from the enumeration. In 1950, units were included regardless of condition if they were intended for occupancy as living quarters. Therefore, no comparison should be made between the data on "vacant nonseasonal not dilapidated, for rent or sale" units from the 1950 Census and data in the 1940 Census reports.

In both censuses, dwelling units occupied entirely by non-residents were included with vacant units not for rent or sale. Trailers, tents, houseboats, and railroad cars which were vacant were excluded from the dwelling unit inventory in both 1950 and 1940.

Condition and plumbing facilities.—Data on condition of a dwelling unit are shown in combination with data for selected plumbing facilities and are, therefore, limited to units for which both condition and plumbing facilities are reported. Plumbing facilities include water supply, toilet facilities, and bathing facilities.

The category "with private bath" includes those dwelling units reported with both a flush toilet and a bathtub or shower inside the structure for the exclusive use of the occupants of the unit. The category "no private bath" includes those dwelling units not having private flush toilet or not having private bathing facilities. The "no running water" category includes units with only piped running water outside the structure or with only other sources such as a hand pump.

A dwelling unit is "dilapidated" when it is run-down or neglected, or is of inadequate original construction, so that it does not provide adequate shelter or protection against the elements or it endangers the safety of the occupants.

Persons per room.—The number of persons per room has been computed for each occupied dwelling unit by dividing the number of persons in the dwelling unit by the number of rooms in the dwelling unit. All persons enumerated in the Population Census as members of the household (including lodgers, servants, and other nonrelated persons) are counted in determining the number of persons that occupy the dwelling unit. The number of rooms in the dwelling unit includes all rooms available for living quarters throughout the year. Not counted as rooms are bath-rooms, closets, pantries, halls, screened porches, and unfinished rooms in the basement and attic.

Color of occupants.—Occupied dwelling units are classified by color of head of household according to the definition used in the

1950 Census of Population. The group designated as "nonwhite" consists of Negroes, Indians, Japanese, Chinese, and other non-white races. Persons who are not definitely Indian or of other nonwhite race are classified as white.

Contract monthly rent.—Contract monthly rent is the rent, at the time of enumeration, contracted for by the renter regardless of whether it includes furniture, heating fuel, electricity, cooking fuel, water, or personal services.

Monthly rent for vacant dwelling units is the amount asked for the dwelling unit at the time of enumeration. The average monthly rent relates to renter-occupied dwelling units and vacant nonseasonal not dilapidated units for rent. Dwelling units which are occupied "rent-free" are not included with the units reporting rent.

Value of one-dwelling-unit structures.—Average value is shown for owner-occupied dwelling units and vacant nonseasonal not dilapidated units which are for sale only. Value is shown only if the unit is in a one-dwelling-unit structure without business and if it is the only dwelling unit included in the property. The value represents the amount for which the owner estimates that the property, including such land as belongs with it, would sell under ordinary conditions and not at a forced sale. For vacant units, value is the sale price asked by the owner.

Number reporting.—Occupancy and tenure are reported for all dwelling units, and color of occupants is reported for all occupied units. The corresponding distributions for these subjects in table 1 are based on all dwelling units and on occupied units, respectively. For all other subjects, the distributions are based on the units for which the specific characteristics are reported, that is, the "Number reporting."

The number of dwelling units for which the enumerator obtained no report on a particular item is shown for the city totals only; however, the number "not reported" can easily be derived for each area in tables 2 and 3 by subtracting the number reporting from the total number of dwelling units (or total occupied).

Block identification.—A map or series of maps is included in this report showing block numbers for each block, number and letter designations for wards and block areas, and the names of principal streets.

Blocks are identified by serial numbers, a separate series of numbers being used for each ward or for a group of wards. Thus, the location of each block for which data are presented in table 3 may be determined by referring to the ward and block number shown on the map. Similarly, data for a specific block may be located in the table by reference to the map for the identification numbers of the ward and block.

In some cities "block areas" have been established to facilitate the numbering of blocks in groups of less than 1,000. This may cause a break in the sequence of block numbers within a ward. Where this occurs each part of the ward that is in a separate block area is distinguished on the map, and in the table the data are shown for blocks in numerical order within each block area section of the ward. When a boundary of a ward cuts through a block separating the block into segments, the statistics for each segment are tabulated in the ward in which it is physically located on the map. In such cases, to obtain the statistics for the entire block it is necessary to add the statistics for all segments.

If no dwelling units are reported for a block, the block number is not listed in table 3, although it is shown on the map. Dwelling units for which the block number was not reported are indicated in the table by the symbol "NR." Detailed data are not shown for such dwelling units, nor for blocks containing fewer than three dwelling units. Average monthly rent is not shown when the monthly rent was reported for fewer than three dwelling units. Average value is not shown when the value of one-dwelling-unit properties was reported for fewer than three dwelling units. All dwelling units are included, however, in the statistics for the city and for each ward.

Table 1.—CHARACTERISTICS OF HOUSING FOR THE CITY: 1950

Subject	Number	Percent	Subject	Number	Percent
OCCUPANCY AND TENURE			PERSONS PER ROOM		
All dwelling units.....	20,501	100.0	Occupied dwelling units.....	20,021	...
Owner occupied.....	9,804	47.8	Number reporting.....	19,838	100.0
Renter occupied.....	10,217	49.8	1.50 or less.....	18,290	92.2
Vacant nonseasonal not dilapidated, for rent or sale.....	282	1.4	1.51 or more.....	1,548	7.8
Other vacant and nonresident.....	198	1.0	Not reported.....	183	...
CONDITION AND PLUMBING FACILITIES			CONTRACT MONTHLY RENT		
All dwelling units.....	20,501	...	Renter-occupied, and vacant nonseasonal not dilapidated units, for rent—Number reporting.....	9,919	...
Number reporting.....	20,015	100.0	Total contract monthly rent..... dollars.....	340,614	...
With private bath, not dilapidated.....	15,717	78.5	Average monthly rent..... dollars.....	34.34	...
No private bath, with running water, not dilapidated.....	3,450	17.2	VALUE OF ONE-DWELLING-UNIT STRUCTURES		
No running water or dilapidated.....	848	4.2	Owner-occupied, ¹ and vacant nonseasonal not dilapidated units, for sale only—Number reporting.....	6,605	...
Condition or plumbing facilities not reported.....	486	...	Total value or sale price..... dollars.....	46,896,200	...
No private bath or dilapidated.....	4,298	21.5	Average value..... dollars.....	7,100	...
COLOR OF OCCUPANTS					
Occupied dwelling units.....	20,021	100.0			
White.....	18,890	94.4			
Nonwhite.....	1,131	5.6			

¹Restricted to 1-dwelling-unit properties.

Table 2.—CHARACTERISTICS OF HOUSING BY WARDS: 1950

Ward	All dwelling units by occupancy and tenure					All dwelling units by condition and plumbing facilities			Occupied dwelling units			Contract monthly rent ¹		Value ² of one-dwelling-unit structures		
	Total	Owner occupied	Renter occupied	Vacant non-seasonal not dilap., for rent or sale	Other vacant and non-resident	Number reporting	No private bath or dilap.	No running water or dilap.	Total	Persons per room		Number reporting	Average monthly rent (dollars)	Number reporting	Average value (dollars)	
										Number reporting	1.51 or more					Occupied by non-white
TOTAL	20501	9804	10217	282	198	20015	4298	848	20021	19838	1548	1131	9919	3434	6605	7100
1	2425	378	1938	67	42	2318	819	268	2316	2291	211	486	1902	35.45	132	6.841
2	1899	451	1378	49	21	1839	793	233	1829	1807	266	149	1372	32.61	169	5.095
3	2141	1122	958	30	31	2117	567	110	2080	2067	221	11	931	27.21	733	5.572
4	2105	928	1138	29	10	2040	485	38	2066	2035	200	66	1101	29.95	506	5.390
5	6310	3987	2235	45	43	6177	645	100	6222	6175	287	212	2146	35.87	3082	7.326
6	5621	2938	2570	62	51	5524	989	99	5508	5463	363	207	2467	37.75	1983	7.936

¹For renter-occupied dwelling units and vacant nonseasonal not dilapidated units, for rent.
²For owner-occupied dwelling units and vacant nonseasonal not dilapidated units, for sale only.

HOUSING—BLOCK STATISTICS

Table 3.—CHARACTERISTICS OF HOUSING FOR WARDS, BY BLOCKS: 1950

[Detailed statistics not shown for blocks containing fewer than 3 dwelling units, nor for dwelling units not allocated by blocks (designated by NR)]

Ward	Block	All dwelling units by occupancy and tenure					All dwelling units by condition and plumbing facilities			Occupied dwelling units			Contract monthly rent ¹		Value ² of one-dwelling-unit structures			
		Total	Owner occupied	Renter occupied	Vacant non-seasonal not dilap., for rent or sale	Other vacant and non-resident	Number reporting	No private bath or dilap.	No running water or dilap.	Total	Persons per room	Occupied by non-white	Number reporting	Average monthly rent (dollars)	Number reporting	Average value (dollars)		
1	35	25	2	16	3	4	22	7	4	18	17		1	13	290.00	2		
	36	23	4	18		1	23	12	10	22	22		1	18	35.72	1		
	37	10		10			10	3		10	10	4		10	55.80			
	39	12																
	40	11	4	7			10	1		11	10	1	2	5	34.00	3	71.66	
	41	16	4	8	1	3	14	4	1	12	12	1		8	30.75	2		
	42	40	2	38			40	13		40	40	6		38	35.60	1		
	43	20	4	15		1	19	4		19	19	1		14	38.85	1		
	44	30	3	27			27	1		30	28			23	43.69	1		
	45	15	4	11			15			15	15			10	52.70	1		
	46	13	3	10			13			13	13	1		8	54.00	1		
	47	9	4	5			9			9	9			4	61.25	1		
	48	50	11	36	3		44	6		47	44			33	50.39	3	75.00	
	49	72	8	62	2		70	32	1	70	66	8	1	60	36.70			
	50	44	12	30		2	42	15	2	42	42	4	2	28	32.67	1		
	51	47	1	46			47			47	47	1		45	38.53			
	52	24		24			24	19	13	24	24	2		23	33.39			
	53	23		22	1		23	1		22	22			23	29.21			
	54	7	1	6			7			7	7			6	25.66			
	55	37	4	33			34	10	4	37	37	7	2	31	30.74			
	98	71	10	60		1	70	19		70	70	3		58	28.13	1		
	99	87	7	78	2		86	30	21	85	85	9		80	32.86	2		
	100	55	6	43	6		54	25		49	49	7		46	36.47	1		
	101	45	11	33		1	43	11	1	44	44	3	1	30	49.40	4	17.500	
	102	66	12	43	8	3	59	26		55	51	3		49	50.00	4	15.750	
	103	81	11	68	1	1	81	22		79	79	7	1	65	37.75	6	7.700	
	104	46	6	39	1		46	25	9	45	45	1	1.4	39	30.64	3	4.833	
	105	54	4	48	1	1	52	2		52	52	1	3	47	48.70	2		
	106	21	2	18	1		20	4		20	19	3		17	43.58			
	107	35	3	30	1	1	34	11	4	33	32	1	2	30	23.60			
	125	7	1	6			7			7	7		2	5	24.00			
	126	1																
	127	55	18	37			55	13		55	55	6		35	38.51	7	9.771	
	128	64	16	46	2		64	28	2	62	62	9		46	37.17	3	8.666	
	129	45	5	34	5		45	8		39	39	1		38	41.15			
	130	15	7	7		1	14	1	1	14	14	2		6	35.00	3	11.000	
	131	95	30	59	4	2	93	32	19	89	88	6	18	60	31.45	12	4.833	
	132	74	16	55	3		74	27		71	71	7		55	30.81	5	8.900	
	133	34	4	27	3		34	12	2	31	31	3		28	59.92	2		
	161	45	6	35	2	2	43	4		41	38	1		34	38.29	1		
	162	52	2	46	3	1	51	28	8	48	48	5	12	46	36.52	1		
	163	53	5	47	1		53	5		52	52	6	3	46	43.54			
	164	45	10	33	2		44	38	15	43	43	9		32	28.00	2		
	165	29	4	24		1	26	20	19	28	28	3	26	24	44.04	3	24.00	
	166	33	7	21	3	2	31	11	9	28	28	6	6	21	61.19	4	4.025	
	170	45	12	29	1	3	43	37	32	41	41	8	39	27	13.29	7	3.685	
	171	40	11	26		3	40	19		37	37	7		11	25	36.08	8	4.250
	172	62	12	47	2		62	30		59	59	7	13	48	34.95	6	4.733	
	205	76	7	68		1	57	25	2	75	75	8		67	37.23	2		
	206	61	13	46		2	59	29	3	59	59	2	1	44	38.34	5	7.740	
	207	35	9	23	3		30	9	1	32	31	5	6	25	32.80	1		
	208	25	7	18			25	19	16	25	25		21	16	17.06	4	5.500	
	209	82	3	79			79	52	7	82	82	22		11	7.99	1		
	210	63	24	39			62	48	46	63	63	5		38	16.18	13	3.730	
	211	178	3	172	2	1	164	4		175	175	6	174	169	30.76			
	212	12		12			12	5	2	12	11	1		12	15.08			
	213	20	3	15		2	14	12	8	18	16	2		15	10.33	1		
	2	30	35	10	24	1	34	29	18	34	31	8		23	19.91	6	2.666	
		31	63	10	51	2	63	49	37	61	61	8		50	30.02	5	5.600	
		32	24	12	12		24	20	9	24	24	10		12	33.41	3	2.533	
		56	59	22	37		59	44	36	59	59	13	4	37	32.10	15	3.786	
		57	66	15	48		66	38	32	63	63	17	6	46	32.95	9	4.600	
		94	73	15	58		71	38	4	73	73	6	8	57	23.36	4	2.075	
		95	92	18	71		92	36		89	89	26		69	31.98	5	5.560	
		96	82	19	56	2	7	81	45		75	75	17		60	30.68	4	6.125
		97	205	34	154	14	3	193	119	12	188	183	28		156	40.96	3	7.333
		108	67	14	52	1		61	11	4	66	65	1		52	38.96	4	4.750
		109	77	12	61	3	1	76	36	15	73	72	17		62	31.48	3	7.666
		110	94	33	56	2	3	93	21		89	89	3	2	56	30.16	16	5.406
		111	26	10	16			26	13		26	26	6	13	16	19.43	5	4.640
		112	48	13	35			47	11	1	48	48	9		34	29.58	6	5.800
		120	229	76	149	3	1	225	40	17	225	225	30	15	146	26.57	32	4.778
		121	51	12	39			51	10		51	51	5	2	39	33.07	5	4.600
		122	56	12	44			48	25	24	56	55	6	10	43	50.39	1	
		123	32	3	29			29	14		32	31	3		29	22.34	1	
		124	5		5			5			5	5	1		5	49.60		
		134	15	1	14			15	6		15	15	4		12	18.66		
		135	5		5			5	4	3	5	5	1		5	26.20		
		136	60	20	39	1		57	10		59	59	10		38	33.89	7	4.900
		137	74	21	53			73	13	1	74	68	6		51	30.58	9	6.588
		138	41	11	29		1	39	4		40	39	3		26	39.53	4	5.825
		157	10		9			10	8	4	9	9	1		9	17.22		
	159	29	4	25		2	28	3		29	29		8	24	28.95	1		
	160	14		12			13	3		12	12			11	35.09			
	173	43	9	33		1	41	26		42	42	4	4	32	42.68	5	7.560	

¹For renter - occupied dwelling units and vacant nonseasonal not dilapidated units, for rent.
²For owner - occupied dwelling units and vacant nonseasonal not dilapidated units, for sale only.

COVINGTON, KY.

Table 3.—CHARACTERISTICS OF HOUSING FOR WARDS, BY BLOCKS: 1950—Con.

Ward	Block	All dwelling units by occupancy and tenure					All dwelling units by condition and plumbing facilities			Occupied dwelling units				Contract monthly rent ¹		Value ² of one-dwelling-unit structures	
		Total	Owner occupied	Renter occupied	Vacant non-seasonal not dilap., for rent or sale	Other vacant and non-resident	Number reporting	No private bath or dilap.	No running water or dilap.	Total	Persons per room		Occupied by non-white	Number reporting	Average monthly rent (dollars)	Number reporting	Average value (dollars)
											Number reporting	1.51 or more					
2	174	27	10	17		27	10	3	27	27	1	26	16	19.43	6	4.083	
	199	11	3	6		11	2		11	11		9	6	25.33	3	6.833	
	200	68	15	51		61	39	4	66	64	9	25	49	23.75			
	203	13	3	10		13	9		11	11	3		10	54.60	1		
	204	23	3	16		22	15	1	19	18	7		18	51.16	4	7.750	
	226	48	6	16		47	20	2	42	42			42	42.14	4		
	228	34	3	28		33	22	4	31	31	3	7	31	32.32	1		
	3	11	1														
		12	1														
		13	1														
		14	1														
		15	1														
16		1															
17		1															
18		1															
19		1															
20		1															
22		1															
23		1															
26		1															
27		1															
28		1															
58		1															
59		1															
61		1															
63		1															
64		1															
65		1															
66		1															
67		1															
68		1															
69		1															
70		1															
71		1															
72		1															
73		1															
74		1															
75		1															
77		1															
78		1															
79		1															
80		1															
81		1															
82		1															
83		1															
84		1															
85		1															
86		1															
87		1															
88		1															
89		1															
90		1															
91		1															
92		1															
93		1															
113		1															
114		1															
115		1															
116		1															
117	1																
118	1																
119	1																
139	1																
140	1																
141	1																
142	1																
143	1																
4	64	69	47	21		68	14	2	68	67	7		18	27.00	36	529.4	
	144	52	39	13		51	3		52	52	8		12	25.91	32	464.6	
	145	71	35	36		70	19		71	70	9		34	27.61	21	507.6	
	146	46	23	23		45	4		46	46	6		23	25.69	11	598.1	
	147	73	35	37		73	21		72	72	6		37	30.51	16	573.1	
	148	41	18	23		41	6		41	41	3		23	28.30	8	671.2	
	149	41	18	23		40	9		41	41	2		23	34.78	11	543.6	
	150	36	19	17		36	4		36	36	3		16	37.08	11	622.7	
	151	40	13	26		40	5		39	39	2		16	35.70	6	591.6	
	152	65	27	36		61	9		63	63	2		31	34.64	13	680.7	
	153	72	23	48		63	19		71	70	6		46	28.04	9	677.7	
	154	7	1	6		7	4		7	7	2		6	25.33	2		
	155	12	1	10		12	8		12	12	2		10	14.10	2		
	156	3	1	2		3	3		3	3	3		3	37.08	8	406.2	
	176	40	12	28		38	10		40	40	5		27	23.44	3	666.6	
177	55	17	38		54	21		55	52	1		35	25.54	3			

¹For renter - occupied dwelling units and vacant nonseasonal not dilapidated units, for rent.
²For owner - occupied dwelling units and vacant nonseasonal not dilapidated units, for sale only.

HOUSING—BLOCK STATISTICS

Table 3.—CHARACTERISTICS OF HOUSING FOR BLOCK AREAS, BY BLOCKS: 1950—Con.

Block area	Block	All dwelling units by occupancy and tenure					All dwelling units by condition and plumbing facilities			Occupied dwelling units			Contract monthly rent ¹		Value ² of one-dwelling-unit structures		
		Total	Owner occupied	Renter occupied	Vacant non-seasonal not dilap., for rent or sale	Other vacant and non-resident	Number reporting	No private bath or dilap.	No running water or dilap.	Total	Persons per room		Occupied by non-white	Number reporting	Average monthly rent (dollars)	Number reporting	Average value (dollars)
											Number reporting	1.51 or more					
A	2264	20	8	12		20	1	1	20	20			12	49.83	5	7,400	
	2265	15	6	7	1	14	1	1	13	12	1		7	65.28	9	9,000	
	2266	22	6	16		22			22	22			16	54.50	9	9,860	
	2267	18	8	10		18			18	18			8	55.12	4	8,000	
	2268	14	4	10		14	1	1	14	14			7	22.50	2		
	2269	7	2	5		7	2	2	7	7		1	1	32.40	1		
	2270	16	1	12		15	1	1	13	13		4	2	16.08	1		
	2271	55	9	44		54	4	4	53	52		1	4	25.70	7	4,057	
	2272	45	1	32	1	42	3	3	43	43	1	0	3	27.80	4	600	
	2273	50	3	43		48	4	4	46	43	1	0	3	21.34			
	2274																
	2275	8	2	5		7	6	6	7	7			3	10.80	2		
	2276	31	7	23		31	2	2	30	30			1	19.81	1		
	2277	26	4	21		25	13	3	25	25			2	26.14	4	3,500	
	2278	15	3	11	1	15	6	4	14	14			1	64.50	1		
	2279	12	1	11		12			12	12			2		2		
	2280	4	4	4		4	1	1	4	4			3	61.87			
	2281	6	2	4		6	3	1	6	6			3	44.66			
	2282	4	4	4		4	1	1	4	4			3	43.33	1		
	2283	16	4	7	5	16	7	1	11	11			1	52.63	2		
	2284	7	1	5	1	7	7	1	6	6			5	62.20	1		
	2285	29	7	22		29	7	6	29	29			2	36.81	5	7,300	
	2286	3	1	2		3	2	2	1	1			1				
	2287	12	4	8		11	1	1	12	9			8	36.37	2		
	2288	6	6	6		6	5	1	6	6			6	31.16			
	2289	1	1	1		1			1	1			1				
	2290	22	5	17		22	12	5	22	20		2	20	28.05	1		
	2291	2	2	2		2			2	2							
	2292	16	6	10		15	15	12	16	15			4	23.50	2		
	2293	53	5	52		52			52	52			1	29.86			
	2294	65	6	65	1	65			65	65			4	31.28			
	2295	8	1	6	1	8	3		7	7			4	43.75			
	2296	4	4	4		4			4	4							
	2297	37	13	22	1	36	8	3	35	35		2	14	36.17	9	6,188	
	2298	14	6	8		14			14	14			8	52.87	4	9,125	
	2299	20	7	11	2	20	7		18	18			2	60.53	3	7,333	
	2300	32	12	20		32			32	32			1	49.42	8	9,125	
	2301	12	4	7	1	12	2	2	10	10			1	45.00	4	7,000	
	2302	11	6	4		11			11	11			1	51.28	2		
	2303	11	3	6		11	1	1	9	9			1	44.83	3	6,500	
	2304	17	7	9	1	16			16	15			8	44.75	5	7,900	
	2305																
	2306	27	15	11	1	27	2		26	26			11	57.36	11	7,272	
	2307	8	5	2	1	8			7	7			2		5	12,100	
	2308	22	5	12	1	22	12	12	17	17			1	48.61	3	14,333	
	2309	35	12	21		35	4	3	33	33			20	45.40	6	7,333	
	2310	16	6	9	1	15			15	15			9	40.44	4	15,875	
	2311	1															
	2312	16	10	4		16	3	3	14	14			3	47.66	8	8,187	
	2313	14	5	9		14			14	14			9	61.33	5	9,300	
	2314	11	6	3	2	11			9	9			5	51.00	4	11,125	
	2315	22	2	19	1	22	2		21	21			1	44.36	1		
	2316																
	2317	17	8	9		17			17	17			8	58.00	7	8,571	
	2318	21	9	12		21			21	21			1	47.91	6	7,666	
	2319	23	18	3	1	21	4	1	21	21		1	3	26.00	18	3,722	
	2320	10	5	4	1	10	5	3	9	9			3	20.33	5	2,800	
	2321	16	9	6	1	16	6	5	15	15			6	37.66	10	2,780	
	2322	11	7	4		11	2		11	11			4	34.75	7	2,828	
	2323	2	2	2		2			2	2							
	2324	4	1	7		4	1	1	8	8			1	41.42	1		
	2325	46	29	16	1	46			45	43			1	49.05	24	5,766	
	2326	21	13	8		21			21	21			7	44.28	13	5,853	
	2327																
	2328	12	10	2		12			12	12			1		8	7,775	
	2329	24	14	10		23	1	1	24	23			9	53.88	10	7,380	
	2330	13	9	3	1	12			12	11			4	47.50	6	8,500	
	2331	14	7	6	1	12	2	2	13	12			1	39.33	3	7,633	
	2332	33	12	20	1	33	2		32	32			1	51.36	6	9,150	
	2333	22	16	6		22			22	22			6	53.16	14	7,450	
	2334	19	6	11	2	18			17	16			1	68.16	4	11,500	
	2335	8	5	3		8	1	1	8	8			3	59.33	5	7,460	
	2336	4	1	3		4			4	4			2		1		
	2337	17	8	7	1	17			15	15			8	58.00	8	7,875	
	2338																
	2339	17	8	8	1	17			16	15			9	63.00	6	8,800	
	2340	8	5	3		8	1	1	8	8			3	28.33	5	7,000	
	2341	5	2	3		5			5	5			3	34.00			
	2342	10	1	7		10	6	6	10	8			5	26.71	1		
	2343	60	14	43	2	59	45	41	10	10			2	31.48	2	3,928	
	2344	60	5	54	5	57	57	39	54	54			5	21.78			
	2345	10	3	6	1	10	4	2	9	8			6	27.16	1		
	2346	26	3	23		26	6	4	26	26			3	32.56	1		
	2347	14	6	8		14			14	14			1	55.50	6	15,666	
	2348																
	2349	32	9	19	2	31	11	8	28	27			9	37.63	2		
	2350	30	3	27		30	7	5	30	30			2	41.51			
	2351	24	1	19	1	24	19	6	22	22			1	38.26	1		
	2352	9	1	8		9			9	9			5	45.60	1		
	2353	12		8	2	10	1		8	8			8	41.37			
	2354	9		9		9			8	8			8	65.75			

¹For renter - occupied dwelling units and vacant nonseasonal not dilapidated units, for rent.
²For owner - occupied dwelling units and vacant nonseasonal not dilapidated units, for sale only.

Table 3.—CHARACTERISTICS OF HOUSING FOR BLOCK AREAS, BY BLOCKS: 1950—Con.

Block area	Block	All dwelling units by occupancy and tenure					All dwelling units by condition and plumbing facilities			Occupied dwelling units			Contract monthly rent ¹		Value ² of one-dwelling-unit structures		
		Total	Owner occupied	Renter occupied	Vacant non-seasonal not dilap., for rent or sale	Other vacant and non-resident	Number reporting	No private bath or dilap.	No running water or dilap.	Total	Persons per room		Occupied by non-white	Number reporting	Average monthly rent (dollars)	Number reporting	Average value (dollars)
											Number reporting	1.51 or more					
A	377	41	2	30	4	5	41		32	32	1	34	53.76				
	378	21															
	379	21															
	380	21															
	381	1															
	382	2															
	383	2															
	384	2															
	385	2															
	386	2															
	387	2															
	388	4															
	389	4															
	390	5															
	391	5															
	392	5															
	393	5															
	394	5															
	395	1															
	396	1															
	398	1															
	399	8															
	400	8															
	404	7															
	405	2															
	406	2															
	407	2															
	410	6															
	411	4															
	412	4															
	413	7															
	415	1															
	416	2															
	417	4															
	418	7															
	419	7															
	420	6															
	423	1															
	424	1															
	425	1															
	426	1															
	427	1															
	428	1															
	433	4															
	435	8															
	436	2															
	437	1															
	439	4															
	440	4															
	441	1															
	444	1															
	445	1															
	446	2															
	447	1															
	448	1															
	449	1															
	450	2															
	451	4															
	452	1															
	453	2															
	454	1															
	455	1															
	456	2															
	457	4															
	461	4															
	471	2															
	472	1															
	477	3															
	479	8															
	481	3															
	482	1															
	483	1															
	484	1															
	485	1															
	486	1															
	487	1															
	488	1															
	489	7															
	490	1															
	491	1															
	492	2															
	493	2															
	494	1															
	496	7															
	497	7															
	499	1															

¹For renter-occupied dwelling units and vacant nonseasonal not dilapidated units, for rent.
²For owner-occupied dwelling units and vacant nonseasonal not dilapidated units, for sale only.

HOUSING—BLOCK STATISTICS

Table 3.—CHARACTERISTICS OF HOUSING FOR WARDS, BY BLOCKS: 1950—Con.

Ward	Block	All dwelling units by occupancy and tenure					All dwelling units by condition and plumbing facilities			Occupied dwelling units			Contract monthly rent ¹		Value ² of one-dwelling-unit structures		
		Total	Owner occupied	Renter occupied	Vacant non-seasonal not dilap., for rent or sale	Other vacant and non-resident	Number reporting	No private bath or dilap.	No running water or dilap.	Total	Persons per room		Occupied by non-white	Number reporting	Average monthly rent (dollars)	Number reporting	Average value (dollars)
											Number reporting	1.51 or more					
5	563	37	28	9					37	37			9	358.8	17	888.2	
	564	26	20	5	1		1	1	25	25			5	552.0	15	802.0	
	565	31	10	21					31	31	2		21	334.2	3	81.33	
	566	11	4	7					11	11			7	244.2	1		
	567	33	25	7	1				33	32		1	6	471.6	20	945.0	
	568	23	18	5					23	22			4	450.0	15	1074.6	
	569	35	28	7					35	26			6	251.6	28	846.0	
	570	56	44	11	1			7	55	55			12	423.3	35	817.1	
	571	47	33	14				3	46	45			11	302.7	24	733.3	
	572	30	23	6		1			30	29			6	341.6	21	874.2	
	573	46	27	19					45	46	1		19	348.4	18	928.3	
	574	62	52	9		1			62	60			8	402.5	46	749.5	
	575	48	36	12				3	48	48	1		12	407.5	33	825.7	
	576	34	26	8					34	34	1		4	422.5	22	945.0	
	577	85	67	17	1				84	83	1		17	285.2	56	723.0	
	578	25	17	7					25	24			6	291.6	7	790.0	
	579	20	16	4	1			2	20	20			4	382.5	14	681.4	
	580	14	11	3					14	14			3	400.0	10	723.0	
	581	30	22	8				3	30	30	1		8	345.0	17	771.7	
	582	18	9	9					18	18	2		9	342.2	4	737.5	
	584	28	21	7				3	28	28			6	476.6	19	687.8	
	585	33	21	12				2	33	33	1		10	388.0	15	640.0	
	586	58	40	17		1		7	54	57	3		16	365.6	33	789.6	
	587	18	15	3				2	18	18	3		3	600.0	11	1086.3	
	588	14	12	1	1				14	13			2	765.8	12	765.8	
	589	22	14	8				2	22	22			8	366.2	12	695.8	
	590	58	40	17	1			2	58	57	2		18	342.2	34	618.5	
	591	25	14	11	1			4	24	25	3		10	418.0	11	661.8	
	592	25	21	3		1			25	24			3	466.6	18	741.1	
	593	10	7	2	1				10	9	1		2		7	747.1	
	594	34	19	14		1		1	33	33	1		13	396.1	17	690.5	
	595	52	39	12				9	51	51	2		12	325.8	35	452.2	
	596	16	16						16	16	2				16	578.1	
	598	21	17	3		1			20	20			3	483.3	16	698.1	
	599	11	9	1	1				10	10			1		10	745.0	
	600	35	21	12		2		2	33	33	4		12	319.1	16	725.0	
	601	35	26	9					35	35	1		9	392.2	25	749.2	
	602	94	74	20				4	94	93	2		18	377.7	63	683.9	
	603	22	14	8				1	22	22	1		8	388.7	11	831.8	
	604	23	19	4				6	23	23			4	422.5	15	590.6	
	6	216	31	23	8				30	31	6	31	8	202.5	22	349.5	
		217	42	20	22			3	41	42	5		22	171.8	13	434.6	
		218	44	21	22		1		43	43	5		21	156.1	12	295.8	
		219	51	11	38	2			47	49	7		3	186.2	6	391.6	
		220	44	18	21	5			39	39	4		21	266.6	7	560.0	
222		22	4	18				7	21	20			17	357.0			
223		22	5	20	4			6	28	25			21	366.1	1		
224		12	2	6		4		4	12	8			6	163.3			
229		32	8	23	1			12	28	8			23	284.3	3	640.0	
230		52	9	43				17	49	52	10		4	357.1	4	645.0	
231		63	20	42	1			22	62	61		1	40	369.7	8	656.2	
232		54	20	34				7	53	54	3		30	342.3	14	627.1	
233		44	18	24	2			7	43	41	5		18	360.0	11	585.4	
234		30	12	18				6	30	29	4		16	302.5	4	625.0	
235		80	36	43		1		20	79	79	7		39	270.0	21	531.4	
236		64	30	34				24	62	64	8		32	265.9	18	575.0	
237		43	15	28				15	43	43	12		28	206.7	7	442.8	
238		9	4	5				6	9	9	5		4	162.5	1		
239		13	9	4				3	13	13			4	237.5	8	531.2	
270		48	34	13	1			8	47	47	3		11	289.0	28	507.8	
271		60	43	16	1			10	59	59	4		13	361.5	34	569.1	
272		66	32	30				20	66	62	9		29	294.1	20	447.0	
273		33	21	12		1		3	32	33	2		12	225.8	14	478.5	
274		53	33	20				4	53	53	1		18	341.1	25	672.4	
275		66	35	31				2	65	65	6		27	426.2	22	625.0	
276		43	19	24				6	43	43	5		22	350.0	11	578.1	
277		41	18	23		2		3	41	39	4		30	189.0	4	400.0	
278		75	18	54				4	74	72	1		53	407.1	5	590.0	
279		114	27	81	1			4	107	108	14		53	418.1	3	733.3	
304		85	24	53	6			2	84	77	19		59	397.4	5	460.0	
305		38	9	28	1			5	37	37	4		28	404.6	5	770.0	
306		87	28	59		1		28	87	85	6		58	381.7	8	950.0	
307		101	42	59				30	95	94	4		57	414.2	23	765.2	
308		73	27	46		2		7	70	70	6		40	388.5	9	755.5	
309		44	23	21				9	44	44	4		19	346.3	14	607.1	
310		36	4	32				4	36	36	2		12	383.3	18	682.2	
311		64	42	22				17	64	64	4		21	256.1	35	577.1	
313		18	13	5		1		3	17	17	4		4	325.0	11	548.1	
314		5						1	5	5	2				4	462.5	
315		37	25	12				4	37	37			12	322.5	19	575.2	
316		29	12	17				9	29	29	4		16	205.6	9	305.5	
322		7	2	5				3	7	7			5	162.0	2		
323		14	13	1					14	14	2		1		10	335.0	
324		31	15	16				6	31	31	5		16	271.8	8	387.5	
325		54	32	19		3		9	51	51	4		18	275.5	22	590.9	

¹For renter—occupied dwelling units and vacant nonseasonal not dilapidated units, for rent.
²For owner—occupied dwelling units and vacant nonseasonal not dilapidated units, for sale only.

COVINGTON, KY.

Table 3.—CHARACTERISTICS OF HOUSING FOR WARDS, BY BLOCKS: 1950—Con.

Ward	Block	All dwelling units by occupancy and tenure					All dwelling units by condition and plumbing facilities			Occupied dwelling units			Contract monthly rent ¹		Value ² of one-dwelling-unit structures	
		Total	Owner occupied	Renter occupied	Vacant non-seasonal not dilap., for rent or sale	Other vacant and non-resident	Number reporting	No private bath or dilap.	No running water or dilap.	Total	Persons per room		Number reporting	Average monthly rent (dollars)	Number reporting	Average value (dollars)
											Number reporting	1.51 or more				
6	326	22	11	10		1	22	3	21	21	4	10	39.70	10	501.0	
	327	15	11	4			15	1	15	15	1	8	40.00	8	553.7	
	328	12	8	4			12	3	12	12	3	7	26.25	7	397.1	
	329	7	5	1		1	7		6	6	1	4		4	387.5	
	331	1														
	332	27	12	13	2		27	7	25	25	5	15	32.00	9	457.7	
	333	4	3	1			4		4	4	1	3		3	626.6	
	334	24	14	10			24		24	24	4	10	28.90	11	545.4	
	335	28	12	16			28		28	28	2	16	32.68	6	515.0	
	336	54	34	20			54	4	54	54	2	20	30.10	27	753.7	
	337	33	13	19	1		33	12	32	32	4	18	29.33	6	650.0	
	338	51	22	29			49	13	51	50	4	26	43.50	6	850.0	
	339	31	8	22	1		30	13	30	30	1	23	46.69	9	783.3	
	341	84	22	61	1		83	11	83	82	16	61	38.21	9	461.1	
	358	51	14	36	1	1	49	10	50	50	5	36	47.91	7	757.1	
	359	56	17	39			55	16	56	56	2	38	37.18	7	900.0	
	360	66	43	23			66	1	66	66	2	23	37.60	2	671.2	
	361	80	50	29	1		79	1	79	79	1	29	59.06	3	769.4	
	362	12	4	8			12	2	12	12	1	3	44.62	3	716.6	
	363	4	1	3			4		4	4		3	50.00	1		
	364	3	3				3		3	3	1	2		2	4.800	
	365	17	10	7			17	5	17	17	7	7	38.00	8	5000	
	366	13	11	2			13	5	13	13	4	2		2	5000	
	367	10	7	3			10	1	10	10	3	3	35.66	6	6450	
	368	1														
	369	5	4	1			5	1	5	5	1	1		3	3666	
	371	2														
	372	12	10	2			12		12	12	1	2		11	5470	
	373	15	13	2			15		15	15	2	2		5	7136	
	374	10	7	3			10		10	10	3	3	41.66	5	9460	
	375	32	19	13			31	2	32	32	1	12	36.08	9	15500	
	376	56	37	19			56	3	56	55		17	50.64	23	24608	
	377	46	22	24			46	9	46	46	1	23	43.52	11	10000	
	378	31	19	12			30	4	31	31		11	51.00	14	7500	
	379	43	11	32			42	11	43	43	1	31	36.16	5	9800	
	389	7	3	4			7	1	7	7	2	4	34.50	3	6666	
	390	43	18	19		6	39	8	37	36	2	18	32.77	10	7050	
	391	52	27	23		2	51	7	50	50	2	22	40.09	13	6007	
	392	58	34	23	1		58	10	57	57	2	24	39.58	23	7595	
	393	47	25	22			47	7	47	47	2	22	32.00	15	8786	
	394	71	38	32		1	70	6	70	69	5	30	40.13	22	12481	
	395	21	16	5			19		21	20		4	47.50	12	8583	
	396	11	7	4			11		11	11	3	5	43.33	15	21700	
	397	28	18	10			28		28	28	1	10	38.20	5	9733	
	398	20	16	3	1		19		19	18	1	4	45.00	14	6285	
	399	19	13	6			17	3	19	19		6	51.83	12	7708	
	400	19	14	4	1		17		18	18	1	5	47.80	12	8950	
	401	19	14	4	1		17	3	18	18		5	47.75	22	6477	
	402	12	12				12		12	12	1	10		7	9020	
	407	12	7	5			12		12	12	1	5	52.00	7	8142	
	408	18	13	4		1	18		17	16	1	4	60.00	12	8891	
	409	22	17	5			21	2	22	22	2	5	41.00	16	10043	
	410	17	16	1			17		17	17		1		15	9800	
	411	25	21	4			24	5	25	24	4	4	57.50	16	9812	
	412	21	16	4		1	21		20	20	1	4	42.50	11	10272	
	415	11	5	6			11	2	11	11	6	3	45.50	3	8500	
	416	21	16	3		2	21		19	19	2	7	32.66	12	8475	
	417	21	13	8			21	6	21	20	2	4	35.71	4	7250	
	418	142	91	51			142	6	142	141	3	45	41.33	68	8075	
	419	72	39	28		4	72	7	67	67	1	28	45.92	26	8923	
	420	80	20	60			80	10	80	80	2	60	42.85	11	7254	
	421	95	49	43		3	95	20	92	92	4	43	44.13	25	7132	
	422	6	3				6		6	6	2	2		3	4166	
	442	2														
	443	50	7	43			48		50	50	1	43	42.46	3	8333	
	444	23	14	9			22		23	23	9	9	58.33	9	11055	
	445	104	65	36	1	1	100	7	102	100	1	30	50.23	46	11880	
	446	103	46	46			102	12	101	100	3	43	51.81	36	11805	
	447	37	21	16		1	36		37	37	15	15	52.40	13	9807	
	448	35	16	16			35		34	34	16	8	57.81	8	13625	
	449	70	24	45		1	67	5	69	69	4	44	44.90	10	11100	
	453	62	38	24			62		62	62	24	24	37.04	27	7259	
	456	27	16	16			27	1	27	27	15	15	51.26	6	10750	
	457	21	14	7			21	2	21	21	14	14	41.14	15	13900	
	458	35	17	14			35	2	35	35	7	7	42.28	14	8678	
	461	76	29	29		1	75	2	75	75	1	26	40.84	38	10486	
	462	36	11	9		1	36	9	35	35	2	10	49.90	22	11195	
	463	15	6	3			15	4	15	15	2	9	51.88	4	20000	
	464	14	8	3		3	14		11	11	5	2		5	17000	
	465	37	20	16		1	35	1	36	36	2	14	47.78	13	9576	
	466	6	5	1			6		6	6	1	7	30.71	4	20750	
	467	19	12	7			19	3	19	19	2	8	70.00	7	7000	
	468	16	10	6			16	2	16	16	1	7	25.16	7	5800	
	469	23	20	3			23		23	22	2	17		17	7864	
	470	28	24	3		1	28	1	27	27	3	21	32.00	21	8419	
	471	10	9	1			10		10	10	1	7		7	9242	
	484	45	37	8			45		45	45	7	29	42.85	29	6517	

¹For renter - occupied dwelling units and vacant nonseasonal not dilapidated units, for rent.
²For owner - occupied dwelling units and vacant nonseasonal not dilapidated units, for sale only.

HOUSING—BLOCK STATISTICS

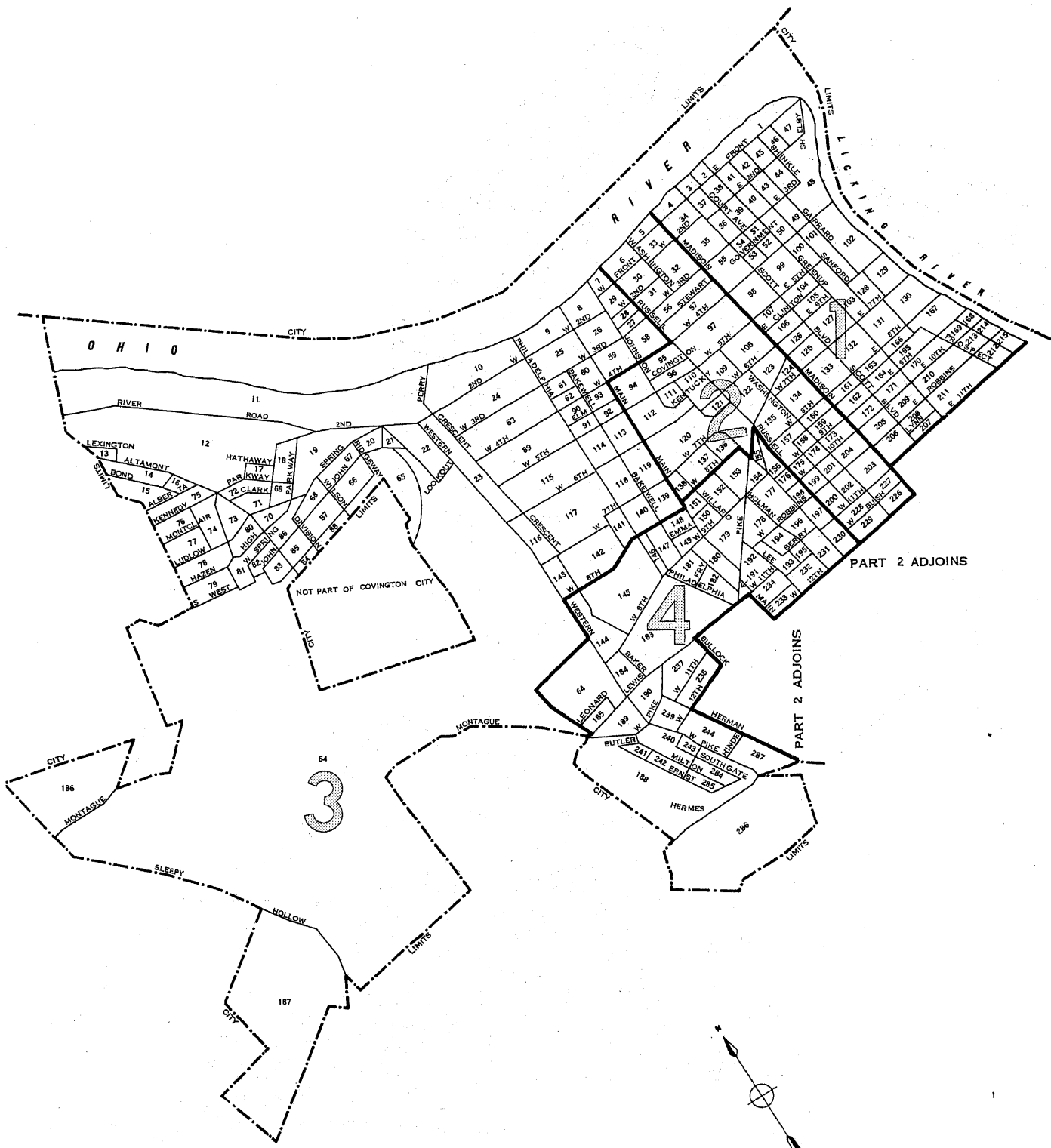
Table 3.—CHARACTERISTICS OF HOUSING FOR WARDS, BY BLOCKS: 1950—Con.

Ward	Block	All dwelling units by occupancy and tenure					All dwelling units by condition and plumbing facilities			Occupied dwelling units			Contract monthly rent ¹		Value ² of one-dwelling-unit structures		
		Total	Owner occupied	Renter occupied	Vacant non-seasonal not dilap., for rent or sale	Other vacant and non-resident	Number reporting	No private bath or dilap.	No running water or dilap.	Total	Persons per room		Occupied by non-white	Number reporting	Average monthly rent (dollars)	Number reporting	Average value (dollars)
											Number reporting	1.51 or more					
6	485	53	35	18		52	4		53	51	1	1	17	4 429	29	8,575	
	486	18	13	5		18	2		18	18	1		5	63.00	11	7,636	
	487	37	30	7		36	7	1	37	37	1		6	42.83	22	7,854	
	488	12	7	5		12			12	12	2		5	40.20	6	8,283	
	489	5	5			5			5	5					5	10,120	
	491	19	15	4		19			19	19	1		3	34.33	12	8,266	
	492	21	12	8	1	20			20	19	2		8	31.37	10	5,250	
	493	26	20	6		23			26	25			6	42.33	15	7,113	
	495	15	12	3		14	1		15	15	1		3	17.00	10	4,000	
	496	11	9	2		11			11	11			2		9	5,855	
	497	83	60	22		83	15	1	82	82	2		20	36.90	50	6,840	
	498	15	13	2		15	2		15	15			2		12	5,433	
	499	24	11	13		24	4		24	24		1	12	27.75	6	7,833	
	500	34	19	15		34	3	1	34	34	2		15	29.20	14	8,707	
	529	15	2	13		14	4		15	15			13	35.07	1		
	530	30	10	19		30	6		29	29		1	19	33.78	5	7,200	
	532	7	3	4		7	5	1	7	7	1		3	18.66	2		
	533	19	16	3		19			19	19			2		15	7,706	
	534	20	9	11		20	4		20	20	1		10	33.30	8	9,812	
	535	22	13	9		22	8	1	22	22	1	8	9	19.22	12	6,491	
	536	22	19	3		22	2		22	22		2	3	40.00	19	6,163	
	537	19	14	5		19	2		19	19	1		4	65.50	10	9,960	
	538	26	15	11		25	1		26	26	1		11	48.18	5	11,900	
	539	27	16	11		27	4		27	27			11	36.09	13	8,700	
	540	25	20	5		25	2		25	25	3		5	55.00	17	9,747	
	541	2															
	542	13	12	1		13			13	13			1		10	9,800	
	560	67	50	16	1	67	11		66	66			14	39.35	37	9,386	

¹For renter - occupied dwelling units and vacant nonseasonal not dilapidated units, for rent.²For owner - occupied dwelling units and vacant nonseasonal not dilapidated units, for sale only.

COVINGTON, KENTUCKY, BY WARDS AND BLOCKS: 1950

PART 1 OF 2 PARTS



LEGEND

BLOCK NUMBERS	25
WARD NUMBERS	2
WARD BOUNDARIES	

U.S. DEPARTMENT OF COMMERCE, BUREAU OF THE CENSUS


COVINGTON, KENTUCKY, BY WARDS AND BLOCKS: 1950

PART 2 OF 2 PARTS



1950 UNITED STATES CENSUS OF HOUSING

U. S. DEPARTMENT OF COMMERCE • BUREAU OF THE CENSUS



DALLAS, TEX.

**BLOCK
STATISTICS**

U. S. CENSUS OF HOUSING: 1950

Volume

- I General Characteristics
- II Nonfarm Housing Characteristics
- III Farm Housing Characteristics
- IV Residential Financing
- V Block Statistics

Housing statistics for census tracts are to be included in the Population reports on census tracts.

U. S. CENSUS OF POPULATION: 1950

Volume

- I Number of Inhabitants
- II Characteristics of the Population

Succeeding volumes will cover the following subjects:

Census Tracts, Nativity and Parentage, Nonwhite Population by Race, Persons of Spanish Surname, Institutional Population, Differential Fertility, Labor Force Characteristics, Occupation, Industry, Income, Internal Migration, Education, Characteristics of Families and Households.

UNITED STATES CENSUS of HOUSING : 1950
U. S. DEPARTMENT OF COMMERCE BUREAU OF THE CENSUS
CHARLES SAWYER, Secretary ROY V. PEEL, Director



BLOCK STATISTICS

**DALLAS
TEXAS**


*Prepared under the supervision of
Howard G. Brunzman, Chief
Population and Housing Division*

1950 HOUSING CENSUS REPORT

VOLUME V, PART 45

UNITED STATES GOVERNMENT PRINTING OFFICE 1952

BLOCKS • CENSUS TRACTS





BUREAU OF THE CENSUS

ROY V. PEEL, *Director*

A. ROSS ECKLER, *Deputy Director*
HOWARD C. GRIEVES, *Assistant Director*
CONRAD TAEUBER, *Assistant Director*
MORRIS H. HANSEN, *Assistant Director for Statistical Standards*
ROBERT Y. PHILLIPS, *Assistant Director for Operations*
CALVERT L. DEDRICK, *Coordinator, International Statistics*
FRANK R. WILSON, *Information Assistant to the Director*

Population and Housing Division—

HOWARD G. BRUNSMAN, *Chief*
WAYNE F. DAUGHERTY, *Assistant Chief for Housing*
ROBERT B. VOIGHT, *Assistant Chief for Operations*
HENRY S. SHRYOCK, JR., *Assistant Chief for Population*
EDWIN D. GOLDFIELD, *Program Coordinator*

Quality and Equipment Statistics—Robert C. Hamer, *Chief*
Inventory Statistics—Carl A. S. Coan, *Chief*
Developmental Programs—J. Hugh Rose, *Chief*
Residential Financing—Junia H. Honnold, *Chief*
Territories and Possessions—Joel Williams, *Chief*
Statistical Sampling—Joseph Steinberg, *Chief*
Statistical Procedure—Morton A. Meyer, *Chief*
Processing Operations—Milton D. Lieberman, *Chief*

Administrative Service Division—WALTER L. KEHRES, *Chief*
Agriculture Division—RAY HURLEY, *Chief*
Budget Officer—CHARLES H. ALEXANDER
Business Division—HARVEY KAILIN, *Acting Chief*
Field Division—LOWELL T. GALT, *Chief*
Foreign Trade Division—J. EDWARD ELY, *Chief*
Geography Division—CLARENCE E. BATSCHLET, *Chief*
Governments Division—ALLEN D. MANVEL, *Chief*
Industry Division—MAXWELL R. CONKLIN, *Chief*
Machine Tabulation Division—C. F. VAN AKEN, *Chief*
Personnel Division—HELEN D. ALMON, *Chief*

SUGGESTED IDENTIFICATION

U. S. Bureau of the Census. *U. S. Census of Housing: 1950. Vol. V, Block Statistics, Part 45.*
U. S. Government Printing Office, Washington, D. C. 1952

For sale by the Superintendent of Documents, U. S. Government Printing Office, Washington 25, D. C.,
or any of the Field Offices of the Department of Commerce - Price 35 cents

PREFACE

This report presents statistics on characteristics of dwelling units by blocks for the city. The tabulations are based on data from the 1950 Census of Housing, taken as of April 1, 1950. Authorization for the 1950 Census of Housing as part of the Seventeenth Decennial Census was provided by the Housing Act of 1949, approved July 15, 1949.

The major portion of the information compiled from the 1950 Census of Housing appears in Volume I, *General Characteristics*; Volume II, *Nonfarm Housing Characteristics*; Volume III, *Farm Housing Characteristics*; Volume IV, *Residential Financing*; and Volume V, *Block Statistics*. Volume V consists of separate reports, issued as bulletins for each of the 209 cities which in 1940 or in a subsequent census had a population of 50,000 or more. These reports will not be bound into a single publication.

The subjects covered in both the 1950 and 1940 reports on characteristics of dwelling units by blocks are substantially similar.

This report was prepared under the direction of Howard G. Brunsman, Chief, Population and Housing Division, and Wayne F. Daugherty, Assistant Chief for Housing. Robert C. Hamer, Chief, Quality and Equipment Statistics Section, was in charge of coordinating the content and the format of the report with assistance from Carl A. S. Coan, Chief, Inventory Statistics Section; Floyd D. McNaughton, Chief, Equipment and Facilities Unit; Beulah Washabaugh, Chief, Tenure and Vacancy Unit; and Walter A. Hines. The compilation of the statistics was under the supervision of Robert B. Voight, Assistant Chief for Operations.

The collection of the information on which these statistics are based was under the supervision of Lowell T. Galt, Chief, Field Division. The geographic work, including the assignment of all block numbers and the preparation of maps, was under the supervision of Clarence E. Batschelet, Chief, Geography Division. The data were tabulated under the supervision of C. F. Van Aken, Chief, Machine Tabulation Division.

April 1952.

DALLAS, TEXAS

CONTENTS

INTRODUCTION

	Page		Page
General.....	1	Definitions and explanations—Continued	
Related reports.....	1	Condition and plumbing facilities.....	2
Census tracts.....	1	Persons per room.....	2
Use of data.....	1	Color of occupants.....	2
Comparability with 1940 Housing Census data.....	1	Contract monthly rent.....	2
Definitions and explanations.....	1	Value of one-dwelling-unit structures.....	2
Dwelling unit.....	1	Number reporting.....	2
Occupancy and tenure.....	2	Block identification.....	2

TABLES

	Page
Table 1.—Characteristics of housing for the city: 1950.....	3
Table 2.—Characteristics of housing by census tracts: 1950.....	3
Table 3.—Characteristics of housing for census tracts, by blocks: 1950.....	5

Map of city, by blocks, appears following last page of tables.

BLOCK STATISTICS

INTRODUCTION

GENERAL

Volume V of the Reports on Housing consists of a separate report for each of the 209 cities which in 1940, or in a subsequent census prior to 1950, had a population of 50,000 or more. Each report presents for the city, by blocks, tabulations for a limited number of subjects obtained in the Census of Housing. The subjects in these reports are similar to those in the block statistics supplements to Volume I of the reports of the 1940 Census of Housing. The subjects in this report present the number of dwelling units classified by occupancy and tenure, condition and plumbing facilities, persons per room, color of occupants, average contract monthly rent of renter-occupied and selected vacant units, and the average value of one-dwelling-unit owner-occupied and selected vacant structures. In table 1, the statistics for these subjects are summarized for the city. Table 2 contains the statistics for census tracts. In table 3, the data are presented by blocks within census tracts. Maps identifying the location of each block and the census tract boundaries are a part of this report.

Related reports.—Related statistics for this city are contained in the Reports on Housing, Volume I, *General Characteristics*; and in the Reports on Population, Volume I, *Number of Inhabitants*, and Volume II, *Characteristics of the Population*.

The Reports on Housing for each State in Volume I present data on the characteristics of dwelling units for the State by residence (urban, rural nonfarm, and rural farm), for standard metropolitan areas, urbanized areas, counties, for urban places, places of 1,000 to 2,500 inhabitants, and rural-nonfarm and rural-farm dwelling units for each county. Each report includes the following subjects: occupancy, tenure, race of occupants, type of structure, year built, condition and plumbing facilities, water supply, toilet and bathing facilities, number of rooms, number of persons, persons per room, electric lighting, heating equipment, heating and cooking fuels, refrigeration equipment, kitchen sink, radio, television, and, for nonfarm units, the contract monthly rent, gross monthly rent, and value of one-dwelling-unit structures.

Volume I of the Reports on Population shows the 1950 population of each county and of each minor civil division within the county. It also contains figures for each incorporated place, for each unincorporated place with 1,000 or more inhabitants, and for incorporated places of 5,000 or more by wards. A special series of tables presents data for each urbanized area giving the incorporated places and portions of minor civil divisions within it.

Volume II of the 1950 Population Reports contains statistics on the general characteristics of the population. Chapter A of this volume repeats the figures on number of inhabitants as shown in Volume I; Chapter B presents demographic, economic, and social characteristics of the population; and Chapter C gives more detailed cross-classifications for States and large cities and standard metropolitan areas.

Census tracts.—Census tracts are small areas into which certain large cities have been subdivided for statistical and local administrative purposes. In most cases the tracts are permanently established, so that comparison may be made from census to census. The boundaries of tracts are established so as to include approximately equal numbers of inhabitants or equal areas; and each tract is designed to represent an area that is fairly

homogeneous in population characteristics. Although the tracted areas of some cities extend into the suburbs, the data shown in this report are restricted to the tracts within the corporate limits of the city.

Use of data.—The tabulation of housing characteristics for areas as small as city blocks provides descriptive material of considerable value for technical studies of housing in the city. The statistics will be useful in compiling totals for special types of areas that may be defined to meet the requirements of individual investigators. Users of the data should bear in mind that in practically all cases the data for a given block represent the work of only one enumerator. Consequently, housing characteristics for blocks are subject to a wider margin of error than is to be expected in the figures for tracts or wards which represent returns made by a number of enumerators. Misinterpretation of instructions by one enumerator may cause a significant bias in the statistics for a block even though it may have a negligible effect upon the figures for larger areas. In particular, the enumeration of "condition" depended to a considerable extent upon the judgment of the individual enumerator. Also, failure to indicate the correct block number for a significant number of dwelling units may introduce errors into the block data.

Comparability with 1940 Housing Census data.—In the 1940 Census of Housing, reports entitled "Block Statistics" were issued as supplements to the first series of Housing bulletins. These supplements consisted of separate reports for each of the 191 cities which had 50,000 inhabitants or more in 1930.

In the 1950 reports, the block numbers used are different, in most cases, from those used in the 1940 reports. Therefore, to compare 1940 and 1950 data for a given block, it is necessary to locate the block on the maps to obtain the corresponding 1940 and 1950 block numbers.

The subjects in both the 1940 and 1950 reports are substantially similar. However, data on number of structures, year built, and mortgage status have been omitted from the 1950 report. Furthermore, in the 1940 reports average contract or estimated monthly rent was reported for all dwelling units while in 1950 average contract monthly rent is reported for some, and average value for other, dwelling units.

DEFINITIONS AND EXPLANATIONS

More detailed and complete definitions are presented in Volume I of the Housing Reports.

Dwelling unit.—In general, a dwelling unit is a group of rooms or a single room, occupied or intended for occupancy as separate living quarters, by a family or other group of persons living together or by a person living alone.

A group of rooms, occupied or intended for occupancy as separate living quarters, is a dwelling unit if it has separate cooking equipment or a separate entrance. A single room, occupied or intended for occupancy as separate living quarters, is a dwelling unit if it has separate cooking equipment or if it constitutes the only living quarters in the structure. Also, each apartment in a regular apartment house is a dwelling unit even though it may not have separate cooking equipment. Excluded from the dwelling unit count are large rooming houses, institutions, dormitories, and transient hotels and tourists courts.

In the 1940 Census, a dwelling unit was defined as the living quarters occupied or intended for occupancy by one household.

A household consisted of a family or other group of persons living together with common housekeeping arrangements, or a person living entirely alone. However, the enumerator was not explicitly instructed to define rooms as dwelling units on the basis of cooking equipment or separate entrance.

The number of dwelling units in the 1950 Census may be regarded as comparable with the number of dwelling units in the 1940 Census. Some living quarters may have been classified as separate dwelling units in the one census and not in the other. Further, in the 1950 Census, living quarters with five or more lodgers were not tabulated as dwelling units; generally, such quarters were included in the 1940 dwelling unit count. However, the net effect of these changes is probably small.

Occupancy and tenure.—Dwelling units are classified by occupancy and tenure into four groups: owner-occupied; renter-occupied; vacant nonseasonal not dilapidated, for rent or sale; and other vacant and nonresident. A dwelling unit is classified as owner-occupied if it was owned wholly or in part by the head of the household or by some related member of his family living in the dwelling unit. All other occupied units are classified as renter-occupied whether or not cash rent was actually paid for living quarters. Rent-free units and living accommodations received in payment for services performed are thus included with the renter-occupied units.

A dwelling unit is considered vacant if no persons are living in it at the time of enumeration. New units not yet occupied were enumerated as vacant dwelling units if construction had proceeded to the extent that all the exterior windows and doors were installed and final usable floors were in place. The classification "Vacant nonseasonal not dilapidated, for rent or sale" is descriptive of the vacant dwelling units reported in this classification. "Other vacant and nonresident" units include all dilapidated and seasonal vacant units as well as the not dilapidated units which were not for rent or sale.

Because of changes in enumeration procedures, the counts of total vacant units in 1940 and 1950 are not strictly comparable. In 1940, vacant units were enumerated if they were habitable; units uninhabitable and beyond repair were excluded from the enumeration. In 1950, units were included regardless of condition if they were intended for occupancy as living quarters. Therefore, no comparison should be made between the data on "vacant nonseasonal not dilapidated, for rent or sale" units from the 1950 Census and data in the 1940 Census reports.

In both censuses, dwelling units occupied entirely by non-residents were included with vacant units not for rent or sale. Trailers, tents, houseboats, and railroad cars which were vacant were excluded from the dwelling unit inventory in both 1950 and 1940.

Condition and plumbing facilities.—Data on condition of a dwelling unit are shown in combination with data for selected plumbing facilities and are, therefore, limited to units for which both condition and plumbing facilities are reported. Plumbing facilities include water supply, toilet facilities, and bathing facilities.

The category "with private bath" includes those dwelling units reported with both a flush toilet and a bathtub or shower inside the structure for the exclusive use of the occupants of the unit. The category "no private bath" includes those dwelling units not having private flush toilet or not having private bathing facilities. The "no running water" category includes units with only piped running water outside the structure or with only other sources such as a hand pump.

A dwelling unit is "dilapidated" when it is run-down or neglected, or is of inadequate original construction, so that it does not provide adequate shelter or protection against the elements or it endangers the safety of the occupants.

Persons per room.—The number of persons per room has been computed for each occupied dwelling unit by dividing the number

of persons in the dwelling unit by the number of rooms in the dwelling unit. All persons enumerated in the Population Census as members of the household (including lodgers, servants, and other nonrelated persons) are counted in determining the number of persons that occupy the dwelling unit. The number of rooms in the dwelling unit includes all rooms available for living quarters throughout the year. Not counted as rooms are bathrooms, closets, pantries, halls, screened porches, and unfinished rooms in the basement and attic.

Color of occupants.—Occupied dwelling units are classified by color of head of household according to the definition used in the 1950 Census of Population. The group designated as "non-white" consists of Negroes, Indians, Japanese, Chinese, and other nonwhite races. Persons who are not definitely Indian or of other nonwhite race are classified as white.

Contract monthly rent.—Contract monthly rent is the rent, at the time of enumeration, contracted for by the renter regardless of whether it includes furniture, heating fuel, electricity, cooking fuel, water, or personal services.

Monthly rent for vacant dwelling units is the amount asked for the dwelling unit at the time of enumeration. The average monthly rent relates to renter-occupied dwelling units and vacant nonseasonal not dilapidated units for rent. Dwelling units which are occupied "rent-free" are not included with the units reporting rent.

Value of one-dwelling-unit structures.—Average value is shown for owner-occupied dwelling units and vacant nonseasonal not dilapidated units which are for sale only. Value is shown only if the unit is in a one-dwelling-unit structure without business and if it is the only dwelling unit included in the property. The value represents the amount for which the owner estimates that the property, including such land as belongs with it, would sell under ordinary conditions and not at a forced sale. For vacant units, value is the sale price asked by the owner.

Number reporting.—Occupancy and tenure are reported for all dwelling units, and color of occupants is reported for all occupied units. The corresponding distributions for these subjects in table 1 are based on all dwelling units and on occupied units, respectively. For all other subjects, the distributions are based on the units for which the specific characteristics are reported, that is, the "Number reporting."

The number of dwelling units for which the enumerator obtained no report on a particular item is shown for the city totals only; however, the number "not reported" can easily be derived for each area in tables 2 and 3 by subtracting the number reporting from the total number of dwelling units (or total occupied).

Block identification.—A map or series of maps is included in this report showing block numbers for each block, number and letter designations for tracts, and the names of principal streets.

Blocks are identified by serial numbers, a separate series of numbers being used for each tract. Thus, the location of each block for which data are presented in table 3 may be determined by referring to the tract and block number shown on the map. Similarly, data for a specific block may be located in the table by reference to the map for identification numbers of the tract and block.

If no dwelling units are reported for a block, the block number is not listed in table 3, although it is shown on the map. Dwelling units for which the block number was not reported are indicated in the table by the symbol "NR." Detailed data are not shown for such dwelling units, nor for blocks containing fewer than three dwelling units. Average monthly rent is not shown when the monthly rent was reported for fewer than three dwelling units. Average value is not shown when the value of one-dwelling-unit properties was reported for fewer than three dwelling units. All dwelling units are included, however, in the statistics for the city and for each tract.

Table 1.—CHARACTERISTICS OF HOUSING FOR THE CITY: 1950

Subject	Number	Percent	Subject	Number	Percent
OCCUPANCY AND TENURE			PERSONS PER ROOM		
All dwelling units.....	141,228	100.0	Occupied dwelling units.....	135,240	...
Owner occupied.....	71,701	50.8	Number reporting.....	133,194	100.0
Renter occupied.....	63,539	45.0	1.50 or less.....	126,015	94.6
Vacant nonseasonal not dilapidated, for rent or sale.....	3,573	2.5	1.51 or more.....	7,179	5.4
Other vacant and nonresident.....	2,415	1.7	Not reported.....	2,046	...
CONDITION AND PLUMBING FACILITIES			CONTRACT MONTHLY RENT		
All dwelling units.....	141,228	...	Renter-occupied, and vacant nonseasonal not dilapidated units, for rent—Number reporting.....	61,446	...
Number reporting.....	137,831	100.0	Total contract monthly rent..... dollars..	3,030,098	...
With private bath, not dilapidated.....	113,242	82.2	Average monthly rent..... dollars..	49.31	...
No private bath, with running water, not dilapidated.....	13,564	9.8	VALUE OF ONE-DWELLING-UNIT STRUCTURES		
No running water or dilapidated.....	11,025	8.0	Owner-occupied, ¹ and vacant nonseasonal not dilapidated units, for sale only—Number reporting.....	57,380	...
Condition or plumbing facilities not reported.....	3,397	...	Total value or sale price..... dollars..	535,001,100	...
No private bath or dilapidated.....	24,589	17.8	Average value..... dollars..	9,324	...
COLOR OF OCCUPANTS					
Occupied dwelling units.....	135,240	100.0			
White.....	119,448	88.3			
Nonwhite.....	15,792	11.7			

¹Restricted to 1-dwelling-unit properties.

Table 2.—CHARACTERISTICS OF HOUSING BY CENSUS TRACTS: 1950

Census tract	All dwelling units by occupancy and tenure					All dwelling units by condition and plumbing facilities			Occupied dwelling units			Contract monthly rent ¹		Value ² of one-dwelling-unit structures		
	Total	Owner occupied	Renter occupied	Vacant nonseasonal not dilap., for rent or sale	Other vacant and nonresident	Number reporting	No private bath or dilap.	No running water or dilap.	Total	Persons per room	Occupied by non-white	Number reporting	Average monthly rent (dollars)	Number reporting	Average value (dollars)	
TOTAL	141228	71701	63539	3573	2415	137831	24589	11025	135240	133194	7179	15792	61446	49.31	57380	9,324
1	1545	1286	192	15	52	1511	80	14	1478	1450	54	59	128	63.60	1092	1579.9
2	2446	1803	596	25	22	2410	25	10	2399	2382	8	25	556	70.46	1571	1366.3
3	1518	1099	403	7	6	1476	12	2	1502	1474	9	8	366	73.60	947	1252.5
4A	2347	1156	1125	36	30	2316	348	157	2281	2264	133	16	1076	41.61	924	814.8
4B	3011	1530	1390	47	44	2963	229	75	2920	2884	113	9	1357	54.01	1305	861.0
5	1381	546	786	31	18	1337	124	31	1332	1312	27	12	741	68.35	349	779.6
6A	1180	474	620	7	8	1169	19	14	1094	1087	13	1	657	90.21	406	886.1
6B	3446	1217	2070	91	68	3378	183	85	3287	3236	54	155	1951	69.37	627	1334.7
7	2292	852	1380	37	23	2222	397	107	2232	2180	88	420	1340	50.51	520	712.7
8	1719	791	894	27	7	1687	227	29	1685	1668	45	21	872	57.79	548	822.9
9	1217	630	561	13	13	1174	135	23	1191	1147	35	22	521	53.76	417	1038.5
10	1945	1081	822	29	13	1849	102	38	1903	1852	15	27	775	57.33	762	878.3
11	3090	1567	1442	45	36	2992	110	49	3009	2956	30	41	1395	60.97	1034	1005.5
12	1955	1311	605	23	16	1933	248	48	1916	1889	31	18	568	48.11	1047	992.7
13	2983	1403	1820	65	55	2945	454	61	2863	2828	125	116	1766	51.29	501	930.9
14	840	409	362	16	53	814	44	5	771	742	40	133	256	57.15	172	1397.0
15	4372	2133	3266	144	49	4276	1102	235	4179	4122	252	168	3268	50.36	353	825.0
16	2697	1467	2168	31	31	2637	891	698	2635	2613	258	2006	2134	34.26	296	690.2
17	2345	1454	1844	23	24	2196	921	643	2298	2222	245	1930	1788	33.35	267	716.6
18	1341	310	921	51	59	1306	320	67	1231	1210	129	20	889	63.69	149	695.1
19	1016	205	783	7	21	978	628	452	988	965	359	38	709	22.94	100	541.3
20	2103	581	1437	32	53	2040	559	342	2018	1986	97	60	1404	54.92	335	717.1
21	281	29	244	5	3	235	133	64	273	206	70	27	231	29.77	9	883.3
22	2478	287	2083	75	33	2366	951	306	2370	2314	290	490	2046	37.09	103	731.1
23	1526	549	920	34	23	1492	554	268	1469	1434	106	309	901	39.76	336	563.5
24	1323	687	598	29	9	1295	201	18	1285	1280	25	27	593	43.81	451	675.5
25	1415	693	689	16	17	1377	476	207	1382	1369	135	697	672	36.06	536	486.4
26	970	713	246	9	2	960	152	20	959	943	30	239	4397	43.97	561	825.1
27	2654	1458	1130	33	33	2614	700	362	2588	2559	251	1212	1080	31.85	1244	443.0
28	1470	533	893	17	27	1446	674	301	1426	1413	164	39	855	38.43	331	496.4
29	598	199	381	6	12	589	198	101	580	575	70	49	360	33.55	132	588.2
30	1741	316	1381	9	35	1678	1472	1283	1697	1665	346	779	1316	24.62	173	418.3
31	101	8	90		3	79	58	44	98	77	25	33	70	49.17	1	
32	1171	100	996	31	44	1122	841	491	1096	1076	265	146	963	35.07	26	577.3
33	1663	306	1293	40	24	1632	1086	438	1599	1584	302	154	1260	32.54	123	537.8
34	1979	514	1387	51	27	1934	806	185	1901	1875	195	168	1397	39.50	250	700.1
35	861	323	499	25	14	811	204	34	822	804	64	98	499	42.79	155	965.6
36	964	410	530	18	6	948	245	51	940	925	46	74	518	42.49	241	660.4
37	2125	1262	822	8	33	2081	508	334	2084	2055	169	1911	779	34.64	1079	543.1
38	1323	799	490	11	23	1306	275	44	1289	1261	83	187	455	40.38	651	577.9
39	2264	1431	588	209	36	2176	729	467	2019	1988	222	1387	725	39.09	1277	449.4
40	1390	663	706	14	7	1363	351	92	1369	1346	71	18	678	43.81	422	644.1
41	1507	616	844	21	26	1438	592	261	1460	1448	177	845	822	32.46	436	435.0
42	1880	897	929	31	23	1839	122	48	1826	1788	44	37	884	53.60	631	1272.1
43	510	306	187	10	7	501	207	96	493	485	39	12	172	33.18	194	570.3
44	2083	1270	712	69	32	2050	111	34	1982	1956	45	31	659	60.55	1034	1520.7
45	2533	1769	642	91	31	2487	68	15	2411	2382	39	2	635	60.42	1552	954.3
46	1101	461	583	14	43	1090	173	32	1044	1037	17	18	565	50.68	276	919.6
47	1605	510	1038	31	26	1551	380	86	1548	1522	50	15	1008	45.07	221	769.1
48	1605	528	1018	31	28	1554	388	68	1546	1519	48	18	987	48.07	306	733.3

¹For renter-occupied dwelling units and vacant nonseasonal not dilapidated units, for rent.
²For owner-occupied dwelling units and vacant nonseasonal not dilapidated units, for sale only.

HOUSING—BLOCK STATISTICS

Table 2.—CHARACTERISTICS OF HOUSING BY CENSUS TRACTS: 1950—Con.

Census tract	All dwelling units by occupancy and tenure					All dwelling units by condition and plumbing facilities			Occupied dwelling units				Contract monthly rent ¹		Value ² of one-dwelling-unit structures	
	Total	Owner occupied	Renter occupied	Vacant non-seasonal not dilap., for rent or sale	Other vacant and non-resident	Number reporting	No private bath or dilap.	No running water or dilap.	Total	Persons per room		Occupied by non-white	Number reporting	Average monthly rent (dollars)	Number reporting	Average value (dollars)
										Number reporting	1.51 or more					
49	1 583	1 164	382	18	19	1 547	268	156	1 546	1 531	93	228	359	4 233	1 064	6 609
50	1 715	913	758	10	34	1 661	202	28	1 671	1 645	36	27	723	4 622	674	7 891
51	1 519	1 054	438	17	10	1 500	175	20	1 492	1 486	18	2	417	5 034	876	8 281
52	1 800	1 064	698	16	22	1 767	234	31	1 762	1 754	28	13	673	4 991	812	8 192
53	2 113	1 701	382	15	15	2 059	108	14	2 083	2 056	34		348	5 504	1 543	7 986
54	2 094	1 591	431	32	40	2 019	151	18	2 022	1 977	29	1	400	5 043	1 378	9 620
55	1 349	990	322	10	27	1 319	225	50	1 312	1 275	38		297	4 870	765	7 528
56	1 788	1 281	476	14	17	1 719	290	132	1 757	1 730	60	2	418	4 369	1 071	6 140
57	1 928	1 302	559	45	22	1 892	201	42	1 861	1 847	80	1	516	5 305	1 159	6 326
58	990	361	600	9	20	953	173	133	961	956	106	939	589	3 489	307	4 668
59	1 240	1 004	199	18	19	1 230	71	36	1 203	1 194	39		194	7 374	968	7 006
60	564	411	27	31	95	551	38	34	438	431	3		24	5 541	428	8 032
61	53	31	18	1	3	49	20	14	49	48	4		10	4 260	26	8 923
62	10 46	374	421	235	16	1004	22	12	795	771	6	1	613	9 863	354	9 533
63	1481	1 328	67	36	50	1461	29	25	1 395	1 383	11		55	7 910	1 290	8 559
64	1318	897	383	21	17	1 305	4	1	1 280	1 257	16	6	380	6 817	873	7 757
65	1 347	1 076	231	32	8	1 340	23	20	1 307	1 303	11		223	6 346	1 057	7 484
66	36	21	7	1	7	34	22	14	28	28	6		7	5 828	13	2 723
67	763	311	438	11	3	739	35	1	749	729	15		428	4 073	303	7 439
68	1 181	87	1 052	33	9	1 168	131	6	1 139	1 129	52		1 071	5 144	52	9 523
69	1 588	186	1 377	19	6	1 569	56	17	1 563	1 555	52		1 374	4 415	144	15 190
70	757	1	751	5		747			752	747	14		749	4 079		
71	2 382	1 542	779	42	19	2 346	5	3	2 321	2 284	16	19	767	8 761	1 440	14 345
72	1 176	564	544	33	35	1 127	96	21	1 108	1 089	22	8	510	7 314	449	9 824
73	2 218	1 801	285	43	89	2 184	7	4	2 086	2 052	18	47	191	10 584	1 637	16 063
74	2 339	196	10	11	22	226	1	1	206	201	2	2	2	160		34 059
75	353	271	69	2	11	321	1	1	340	322	13	50	2	189		39 167
76	848	681	52	94	21	840	7	5	733	720	5	12	20	10 215	662	21 509
77	10 65	306	647	103	9	1045	4	4	953	942	22	34	657	9 809	239	24 377
78	520	317	175	7	21	506	106	35	492	484	30	5	137	4 320	267	7 986
79	582	324	244	7	7	567	20	17	568	559	8	2	238	6 446	306	14 365
80	10 19	740	226	49	4	1008	15	9	966	963	10	15	214	7 646	713	20 601
81	13 65	1 150	145	38	32	1320	24	20	1295	1 284	16	7	133	6 177	1 094	11 819
82	8 62	547	188	114	13	844	57	29	735	725	15	2	196	6 929	515	12 592
83	444	316	73	41	14	427	50	26	389	382	22	1	63	4 458	295	8 363
84	2041	1 322	617	71	31	2018	15	10	1939	1 923	26		642	6 420	1 152	8 990
85	840	647	90	17	86	826	29	21	737	725	18	1	75	5 213	595	7 422
86	715	428	246	16	25	697	510	358	674	669	150		223	2 764	336	3 416
87	1 691	1 022	570	84	15	1 675	450	109	1 592	1 583	160	1	558	3 346	954	4 948
88	1 579	1 051	424	56	48	1 555	68	41	1 475	1 457	33	1	405	5 933	1 015	8 251
89	1 139	806	281	30	22	1 107	230	151	1 087	1 079	91	259	277	4 457	732	6 249
90	706	582	84	22	18	703	39	26	666	660	28	7	67	4 886	552	7 341
91	142	103	31	1	7	136	10	6	134	133	10	5	20	4 205	93	9 869
92	1 336	1 060	148	109	19	1 316	63	32	1 208	1 189	26	4	122	4 335	1 008	6 951
93	1 535	1 238	178	76	43	1 521	481	357	1 416	1 401	141	1	167	4 344	1 161	5 847
94	271	177	10	67	17	260			187	181	1	1	6	8 666	186	12 702

¹For renter—occupied dwelling units and vacant nonseasonal not dilapidated units, for rent.²For owner—occupied dwelling units and vacant nonseasonal not dilapidated units, for sale only.

Table 3.—CHARACTERISTICS OF HOUSING FOR CENSUS TRACTS, BY BLOCKS: 1950

[Detailed statistics not shown for blocks containing fewer than 3 dwelling units, nor for dwelling units not allocated by blocks (designated by NR)]

Census tract	Block	All dwelling units by occupancy and tenure					All dwelling units by condition and plumbing facilities			Occupied dwelling units			Contract monthly rent ¹		Value ² of one-dwelling-unit structures		
		Total	Owner occupied	Renter occupied	Vacant non-seasonal not dilap., for rent or sale	Other vacant and non-resident	Number reporting	No private bath or dilap.	No running water or dilap.	Total	Persons per room		Occupied by non-white	Number reporting	Average monthly rent (dollars)	Number reporting	Average value (dollars)
											Number reporting	1.51 or more					
1	2	1							3	3	1		2		1		
	3	3	1	2					3	3			1				
	6	5	1	4				2	5	5			1				
	7	1															
	8	14	12	2					13	13		1	1		9	14.666	
	9	19	15	1					18	16		1	1		15	19.066	
	11	14	13			3			14	13					13	17.461	
	12	17	13	1		3			16	14			1		13	15.384	
	13	15	14	1					15	15			1		14	14.607	
	14	10	10						10	10					10	14.000	
	15	17	14	1					15	15			1		14	13.285	
	16	18	18			2			18	18			1		18	12.277	
	18	1													8	8.875	
	19	10	9	1					10	10			1		11	11.586	
	20	17	15	1		1			16	16			2		5	11.200	
	21	7	5	1					7	7			1		5	11.000	
	22	16	15	1					16	16			1		15	10.066	
	23	17	15	2					17	17			1		21	9.766	
	24	22	21			1			22	21					16	9.250	
	25	18	17	1					18	16					16	9.250	
	26	13	11	1		1			13	12			1		11	9.572	
	27	21	18	2	1				20	14					14	11.021	
	28	18	18						18	18			2		16	13.000	
	29	20	17	2					19	15			1		14	12.950	
	30	28	25	2	1			1	28	25			1		22	9.795	
	31	21	15	4	1				21	18			3	8.400	14	9.014	
	32	18	18			1			18	18			1		17	10.252	
	33	13	12	1					13	13			1		12	9.400	
	34	14	12	1		1			13	13			1		12	9.575	
	37	1															
	38	3	2	1					3	3			1		2		
	39	5	4	1					5	5			1		2		
	40	20	15	2		3			19	17			1		15	20.426	
	41	6	4	1		1			6	5			1		4	27.500	
	42	5	5						5	5			1		4	26.750	
	43	7	6	1					7	7			1		5	17.200	
	44	24	17	5		2			23	22			2	22.00	13	21.653	
	45	14	12	1	1				14	13			2		10	24.350	
	46	24	17	6	1				23	23			5	5.520	12	36.416	
	47	16	11	4		1			15	15			3	69.00	9	27.777	
	48	4	3	1					4	4			1		2		
	49	20	15	4		1			19	19			1		11	34.454	
	50	30	27	1		2			29	28			1		24	24.312	
	51	38	34	4					38	36			2		30	15.833	
	52	32	24	7		1			32	31			3	7.250	19	29.184	
	53	21	15	5		1			20	20			3	66.66	6	32.000	
	54	4	4						4	4			2		3	41.666	
	55	2															
	56	46	41	4		1			44	44			2		36	18.525	
	57	30	25	5				1	30	28			2	49.33	19	18.421	
	58	24	22	1	1				24	23			1		22	18.113	
	59	9	9						9	9			1		9	15.333	
	60	22	21	2					23	23			2		18	15.527	
	61	10	10	1					10	10			1		9	19.166	
	62	5	5					2	5	4			1				
	63	18	13	4		1			17	17			2		10	20.000	
	64	13	12	1					13	12			2		11	19.909	
	65	13	12	1		1			13	12			1		11	22.409	
	66	13	10	1					13	10			1		8	31.250	
	67	10	9	1					10	10			1		15	23.233	
	68	20	17	1		2			18	17							
	69	31	26	5					31	31			3	75.00	21	17.857	
	70	12	9	3				1	12	12			2		6	15.083	
	71	1															
	72	15	8	6	1				14	12			6		3	16.833	
	73	12	8	4					12	12			2		5	33.400	
	74	27	27						27	24			3	60.75	10	17.450	
	75	36	33	3					33	32			3	86.75	18	16.405	
	76	25	18	5					25	23			5	88.00	16	14.343	
	77	16	13	2	1				15	15			2		8	14.562	
	78	19	14	4		1			18	18			1		10	16.150	
	79	25	25						25	25					24	14.812	
	80	24	19	3	1				22	22			2		15	10.873	
	81	83	64	18	1			63	82	81			1	42.31	11	70.36	
	82	16	16						16	16					16	10.000	
	83	34	33	1					34	33			1		32	10.953	
	84	29	24	5					29	28			3	75.00	22	13.372	
	85	29	27	1					29	28			1		25	13.276	
	86	27	23	3	1			1	27	24			3	68.66	20	13.810	
	87	26	24	1					26	25			1		24	13.704	
	88	24	20	2					24	22			2		20	12.830	
	89	25	24	1					25	25					24	13.416	
	90	23	21	1		1			22	21			1		15	10.866	
	91	15	1						15	15					15	11.366	
	92	8	8						8	6			3	73.66	2		
	93	6	6	4					6	6					6	11.250	
	94	4	4						4	5			1		4	7.625	
	95	8	7	1	1				8	8					7	11.214	

¹For renter - occupied dwelling units and vacant nonseasonal not dilapidated units, for rent.
²For owner - occupied dwelling units and vacant nonseasonal not dilapidated units, for sale only.

HOUSING—BLOCK STATISTICS

Table 3.—CHARACTERISTICS OF HOUSING FOR CENSUS TRACTS, BY BLOCKS: 1950—Con.

Census tract	Block	All dwelling units by occupancy and tenure					All dwelling units by condition and plumbing facilities			Occupied dwelling units			Contract monthly rent ¹		Value ² of one-dwelling-unit structures	
		Total	Owner occupied	Renter occupied	Vacant non-seasonal not dilap., for rent or sale	Other vacant and non-resident	Number reporting	No private bath or dilap.	No running water or dilap.	Total	Persons per room	Occupied by non-white	Number reporting	Average monthly rent (dollars)	Number reporting	Average value (dollars)
1	96	5	3	1		1			4	4				3	15000	
	97	9	9						9	9				9	13944	
	98	13	13						13	13				13	15192	
	100	81	6		1	1			6	6				6	15066	
2	1	26	24	2					26	26	2		1	24	11854	
	2	13	12	1					13	13			1	12	9000	
	3	13	12	1					13	13			1	12	9233	
	4	3	3						3	3				2		
	5	20	16	4					20	20			3	15	9606	
	6	20	19	1					20	20				18	10666	
	7	26	25	1					26	26			1	25	10720	
	8	19	17	2					19	19			2	16	10218	
	9	19	17	2					19	19			2	17	11929	
	10	21	19	2					21	20			1	19	11947	
	11	26	24	2		1			25	25				24	11791	
	12	13	10	3					12	12			2	10	12550	
	13	46	44	2					46	46			2	44	11886	
	14	1														
	15	17	13	4					17	17			3	12	15791	
	17	15	14	1					15	14				13	12076	
	18	15	15						14	14				14	12071	
	19	32	25	5					30	30			5	22	15272	
	20	8	6	2				1	8	8			2	6	15083	
	22	19	16	3					19	16				16	15818	
	23	33	21	12					33	33			12	21	15395	
	24	1														
	25	2														
	26	5							5	5				5	16600	
	27	18	18						18	18				18	14250	
	28	16	14	1		1			15	14			1	14	14985	
	29	42	36	6					42	36			1	36	15905	
	30	26	25	1					26	26			1	25	14500	
	31	8	8						8	8				8	10812	
	32	12	10	2					12	12			2	9	12277	
	33	13	13						13	13				9	10277	
	34	17	15	2					17	17			2	15	13466	
	35	22	20	2					22	22			1	20	11625	
	36	10	6	4					10	10			3	6	11000	
	37	11	11						11	11				11	10454	
	38	12	12						12	12				12	13666	
	39	25	25						25	25				25	14240	
	40	23	22	1					22	22				22	14418	
	41	32	31	1					32	31			1	31	14112	
	42	18	18						18	18				18	15444	
	43	69	54	13					67	67		1	12	51	14292	
	44	31	26	5					31	31			2	26	14365	
45	28	25	3					28	27			5	25	13440		
46	20	11	8					19	19			8	7	11714		
47	2															
48	12	9	3					12	12			3	7	10785		
49	27	14	11					27	27			13	12	11833		
50	8	2	6					8	8			6	1			
51	9	9						9	9				9	9333		
52	21	9	12					21	21			11	8	8409		
53	25	13	11					24	24			10	3	15333		
54	27	26	1					27	26				26	13538		
55	14	13	1					14	14				13	15115		
56	21	19	2					21	21			1	17	12647		
57	20	20						20	20				19	12842		
58	13	12	1					13	13			1	12	14583		
59	28	26	2					28	23		1	16	25	15440		
60	23	6	17					23	23							
61	32	12	20					31	31			2	20			
62	11	6	4					11	10			3	4	8625		
63	3	3						3	3				3	12666		
64	21	12	9					21	21				6	16500		
65	28	24	3					27	27			2	24	16833		
66	20	20						20	20				20	15350		
67	15	14	1					15	15				13	16923		
68	23	23						23	23				22	15000		
69	26	24	1					26	25			1	24	15958		
70	17	17						17	17				17	15529		
71	25	22	2					24	19				17	16676		
72	16	7	9					16	16			8	4	21750		
73	33	20	11					31	31			12	11	18545		
74	29	18	11					29	29			10	14	17714		
75	1															
76	55	16	39					55	55				39	7961		
77	41	8	32					40	40			1	31	7961		
78	24	20	4					24	24				18	12861		
79	25	22	3					25	24				21	15238		
80	30	20	10					30	30			1	10	14692		
81	25	23	2					25	25				21	14880		
82	20	11	8					19	19			8	6	14916		

¹For renter - occupied dwelling units and vacant nonseasonal not dilapidated units, for rent.
²For owner - occupied dwelling units and vacant nonseasonal not dilapidated units, for sale only.

Table 3.—CHARACTERISTICS OF HOUSING FOR CENSUS TRACTS, BY BLOCKS: 1950—Con.

Census tract	Block	All dwelling units by occupancy and tenure					All dwelling units by condition and plumbing facilities			Occupied dwelling units			Contract monthly rent ¹		Value ² of one-dwelling-unit structures			
		Total	Owner occupied	Renter occupied	Vacant non-seasonal not dilap., for rent or sale	Other vacant and non-resident	Number reporting	No private bath or dilap.	No running water or dilap.	Total	Persons per room		Number reporting	Average monthly rent (dollars)	Number reporting	Average value (dollars)		
											Number reporting	1.51 or more					Occupied by non-white	
2	83	15	14	1														
	84	13	12		1													
	85	25	24			1												
	86	5	5															
	87	4	2	2														
	88	6	3	1		2												
	89	6	6															
	91	17	17															
	92	22	20	2														
	93	31	25	6								1	1	5	61.00	21	13,666	
	94	28	19	9								1	3	6	66.66	15	13,266	
	95	25	22	3										3	61.66	19	12,368	
	96	24	23	1										1		23	12,956	
	97	22	21	1										1		21	15,428	
	98	29	23	6										6	81.83	17	13,764	
	100	34	27	7										7	66.42	24	9,966	
	101	9	5	3		1								2		5	9,800	
	102	29	21	8										8	68.75	9	16,111	
	103	36	21	13		2								12	96.25	12	12,500	
	104	25	19	6										6	57.50	16	11,906	
	105	74	14	59		1								59	69.42	9	12,588	
	106	31	19	10		2								9	75.11	11	12,363	
	107	7	4	3										3	60.00	2		
	108	27	21	6										6	61.33	16	12,187	
	109	15	13	1										1		13	15,538	
	111	27	18	8		1								7	52.85	17	9,970	
	112	29	20	9										8	61.12	16	9,768	
	113	37	22	14		1								11	58.90	17	10,235	
	114	23	17	6										6	74.16	15	10,166	
	115	45	14	30		1								31	64.09	5	8,800	
	116	36	17	18		1								18	69.16	7	11,500	
	117	54	14	37		3								35	45.77	9	10,055	
	3	2	87	43	44										40	74.87	20	13,375
		3	117	30	87										86	83.48	22	13,295
		4	17	14	3										2		14	14,057
		5	21	12	9										9	68.44	9	13,722
		6	42	24	17		1								17	71.17	12	13,325
		7	25	19	6										6	86.66	15	12,786
		8	32	20	12										12	66.66	12	13,691
		9	24	10	13		1								12	58.75	7	13,071
		10	27	9	18										17	68.52	4	12,250
		11	41	22	19				1	1					19	71.84	9	15,111
		12	3	2	1										1		1	
		13	24	18	6										5	91.00	14	14,892
		14	18	12	6										6	68.33	8	16,625
15		11	7	4										4	51.00	5	15,200	
16		42	26	16										16	63.06	14	12,285	
17		14	8	6										5	59.00	14	14,714	
18		18	17	1					1					1		7	12,000	
19		23	21	2										2		21	13,783	
20		37	32	3		1								2		32	13,578	
21		24	22	2										2		21	12,619	
22		9	8											1		8	13,750	
23		18	14	4										4	90.75	12	13,475	
24		20	17	3										2		16	14,031	
25		34	26	8										7	82.14	23	12,630	
26		17	16	1										14		15	13,933	
27		31	28	3										3	73.33	25	12,208	
28		16	10	6					1					5	81.00	9	14,000	
29		20	16	2		1								1		16	12,625	
30		22	20	2										1		18	13,027	
31		17	15	1		1								1		14	12,000	
32		34	33	1										1		33	12,212	
33		8	7	1										1		8	14,333	
34		20	17	3										3	95.00	17	11,952	
35		42	38	4										1	85.00	35	12,757	
36		11	10	1										3		8	13,875	
37		23	22	1										1	76.66	21	11,857	
38		21	19	2										1		19	12,552	
39		24	18	6										1	90.00	18	10,488	
40		30	24	6		1								3		26	11,480	
41		28	24	4										1	56.66	20	13,715	
42		37	31	6										5	41.00	28	12,739	
43		30	25	5										1	77.50	25	10,540	
44		16	13	3										3		12	11,000	
45		20	17	3										3		17	15,294	
46		27	24	3		1								2		24	11,020	
47		23	23											2		23	12,869	
48		28	26	2										2		23	13,500	
49		24	20	4		1								2		24	10,804	
50		24	24											2		20	11,425	
51		29	18	11										8	61.37	14	9,357	
52		37	26	10		1								9	57.77	22	10,200	
53		34	31	3										2		30	11,233	

¹For renter - occupied dwelling units and vacant nonseasonal not dilapidated units, for rent.
²For owner - occupied dwelling units and vacant nonseasonal not dilapidated units, for sale only.

HOUSING—BLOCK STATISTICS

Table 3.—CHARACTERISTICS OF HOUSING FOR CENSUS TRACTS, BY BLOCKS: 1950—Con.

Census tract	Block	All dwelling units by occupancy and tenure					All dwelling units by condition and plumbing facilities			Occupied dwelling units			Contract monthly rent ¹		Value ² of one-dwelling-unit structures		
		Total	Owner occupied	Renter occupied	Vacant non-seasonal not dilap., for rent or sale	Other vacant and non-resident	Number reporting	No private bath or dilap.	No running water or dilap.	Total	Persons per room		Occupied by non-white	Number reporting	Average monthly rent (dollars)	Number reporting	Average value (dollars)
											Number reporting	1.51 or more					
3	54	30	24	6		29			30	29			6	6 4.33	22	10 568	
	55	27	25	1		27			26	26			1		25	11 800	
	56	28	19	9	1	28			28	28			9	5 7.00	18	11 138	
4 A	1	34	30	3	1	34			33	33			2		30	9 430	
	2	42	40	2		40			42	40			1		39	9 266	
	3	39	37	2		39			39	39			2		36	9 116	
	4	19	19			19			19	19					19	11 831	
	5	16	14	2		15			16	16			2		14	11 178	
	6	18	15	2		18			17	17			2		13	10 015	
	7	110	57	4	3	110	62	29	104	104	23		48	3 6.20	26	6 838	
	10	7	3	4		7	2	2	7	7	1		3	5 8.33	2		
	11	12		1		12	5	3	12	11	2	2	8	4 2.50	8		
	12	12		4		11	2	2	10	10	1		4	5 3.75	5	7 600	
	13	12	6	4	1	1	11			10	10						
	14	52	24	27	1	52	31	12	51	51	8	5	21	3 9.00	17	4 888	
	15	21		20	1	21	1	1	20	20			21	80.95			
	16	78	30	42	6	78	4		72	72			48	7 4.45	20	11 200	
	17	49	41	8		46			49	46			7	6 7.14	35	13 048	
	18	28	20	8		27	3		28	27			7	7 2.85	18	10 755	
	19	30	21	9		28	2		30	28			7	5 2.85	18	11 227	
	20	29	21	7	1	29	1		28	28			7	6 2.14	20	10 155	
	21	20	15	5		20			20	20			5	5 5.00	12	11 625	
	22	19	17	2		19	2	2	19	19			1		16	12 043	
	23	31	23	8		30			31	31	1	1	6	8 4.50	21	12 214	
	24	25	17	7	1	25			24	24			8	9 6.25	14	11 607	
	25	77	58	17	1	77	3	1	75	74	1	5	9	4 4.55	48	12 360	
	26	10	7	2		10			9	9			1		6	7 866	
	27	7	5	2		7			7	7			1		3	11 500	
	28	100	39	56	2	97	43	34	95	94	21		53	2 5.11	26	6 519	
	30	30	14	16		30	14	12	30	30	2		14	2 5.28	14	6 107	
	31	22	15	7		21	7	6	22	22	5		7	3 6.14	13	4 715	
	32	20	11	9		18	7	2	20	20	1		9	3 6.88	7	5 000	
	33	19	14	5		18	6	2	19	18	1		5	3 9.00	10	6 200	
	34	21	14	7		21			21	21	1		6	4 3.66	9	6 088	
	35	21	16	5		21	3	1	21	21			5	6 0.20	15	6 326	
	36	25	20	5		24	2		25	25	1	4	4	4 7.50	18	5 705	
	37	222	1	213	4	221	3		214	213	5		21	3 1.31			
38	3	1	2		3			3	3			2		1			
39	14	4	10		14			14	14			9	8 2.22	2			
40	24	17	6		23			23	23		1	6	6 4.50	12	10 708		
41	180	2	178	7	179			169	169	1	2	16	2 9.48	1			
42	13	5	8		13	5	2	13	13	2	2	8	3 6.75	5	4 320		
43	34	13	21		33	14	4	34	34	3		21	3 8.28	5	5 600		
44	26	9	17		25	9	3	26	26	6		17	3 5.58	5	5 200		
45	1				1			1	1								
46	26	16	8		26	4		24	24	1		7	4 0.28	14	4 071		
47	9	6	3		9	1	1	9	9	3		3	3 7.33	4	5 125		
48	24	7	17		24	2	1	24	24	2		14	5 3.14	3	9 000		
49	28	14	13	1	28	6		27	27	1		13	4 5.92	8	6 125		
50	48	33	14		48	4		47	47	2		13	4 3.38	31	7 022		
51	33	25	8		33	3		33	33	1		8	5 2.75	20	7 025		
52	32	19	12	1	32	2	1	31	31	1		11	4 7.90	14	6 092		
53	12	6	6		12			12	12	2		6	4 3.33	6	6 183		
54	24	11	12	1	22	3	2	23	21	2		10	4 0.40	10	4 700		
55	34	21	12		33	10	4	33	33	4		11	3 3.09	20	5 020		
56	34	20	12		34	9	2	32	32	3		12	3 6.91	17	5 841		
57	32	14	18		31	3	2	32	32	2		16	5 2.25	10	6 800		
58	28	18	10		28	2		28	28	1		10	4 0.20	13	6 807		
59	28	11	16		28	12		27	27	1		14	4 3.92	5	5 300		
60	13	8	5		13	2		13	13	1		5	5 4.00	7	6 457		
62	23	17	5		23	4		22	22	2		6	4 2.50	16	5 500		
63	39	19	19	1	39	6	1	38	37	1		20	5 8.85	11	6 727		
64	31	23	7		31	1		30	30	2		6	4 6.33	19	5 878		
65	14	8	5		14	3	1	13	13			4	3 8.50	6	5 833		
66	11	6	5		11			11	11			5	4 3.00	5	6 700		
67	30	22	8		30	2	1	30	30	2		8	5 0.50	18	5 733		
68	42	17	25		40	7	3	42	42	2		24	4 2.70	15	6 253		
69	31	8	23		31	6	1	31	31	2		23	3 7.08	6	7 250		
70	31	15	15	1	31	1	1	30	30	1		14	4 5.92	8	6 812		
71	28	20	8		28	1		28	28			12	4 5.28	18	5 888		
73	29	13	13	1	28	5	5	28	27	3		12	4 3.58	11	5 318		
74	29	10	19		29	3		29	29	2		18	4 8.61	6	11 083		
75	10	6	3		10	4	4	9	9	2		3	2 6.33	6	4 516		
76	24	16	8		24	12	6	24	24	2		8	3 4.12	13	3 861		
79	10	10			10	1	1	10	10	2				10	4 300		
4 B	2	6	5		6			5	5						5	27 160	
	3	3			3			3	3								
	6	8	2	3	6	26	26	35	34	9		24	2 4.29	5	16 400		
	7	21	17	1	21	9	1	69	66	8	1	47	4 1.91	10	8 800		
	8	34	17	17		33			34	33		16	7 0.25	15	10 686		
	9	21	18	2		21			20	20		2		18	10 555		
	10	24	22	2		24			24	24			2		22	12 613	
	11	25	20	5		25			25	25			5	5 7.60	15	9 933	

¹For renter - occupied dwelling units and vacant nonseasonal not dilapidated units, for rent.
²For owner - occupied dwelling units and vacant nonseasonal not dilapidated units, for sale only.

Table 3.—CHARACTERISTICS OF HOUSING FOR CENSUS TRACTS, BY BLOCKS: 1950—Con.

Census tract	Block	All dwelling units by occupancy and tenure					All dwelling units by condition and plumbing facilities			Occupied dwelling units			Contract monthly rent ¹		Value ² of one-dwelling-unit structures		
		Total	Owner occupied	Renter occupied	Vacant non-seasonal not dilap. for rent or sale	Other vacant and non-resident	Number reporting	No private bath or dilap.	No running water or dilap.	Total	Persons per room		Occupied by non-white	Number reporting	Average monthly rent (dollars)	Number reporting	Average value (dollars)
											Number reporting	1.51 or more					
4B	12	3	3			3			3	3							
	13	19		19		19			19	19			19	43.89	3	11,333	
	14	21															
	15	27	14	12	1	27			26	26	1		12	51.58	8	7,987	
	16	35		3		3			3	3			3	51.00			
	17	15	8	6		15		2	14	14			5	63.00	6	7,166	
	18	27	16	11		27			27	27	1		11	73.00	13	9,646	
	19	1															
	20	24	13	11		24		7	24	24			11	25.54	12	8,066	
	21	7	6	1		7		5	7	7			1		6	8,333	
	22	34		25		34		2	25	25	3		25	14.52			
	23	31		23		31		2	23	23	2		23	13.26			
	24	26		23		26			23	23	1		23	11.56			
	25	6		6		6			6	6	1		6	16.00			
	26		7			7			7	7					6	22,000	
	27	12		4		12		1	12	12		1	3	61.66	8	5,475	
	28	18		1		18			18	18			1		14	6,578	
	29	38	1	1		38			38	38			9	45.44	24	7,645	
	30	14	10	4		14		1	14	14			3	37.33	8	9,375	
	31	50	11	36		50		1	47	47	5		36	26.33	8	3,800	
	32	19	16	3		19		2	19	19			3	72.00	12	7,216	
	33	28	24	4		28			28	28			4	60.00	22	7,909	
	34	17	13	3	1	16			16	16			4	50.00	11	8,000	
	35	14	7	4	2	14			14	14	1		4	50.50	7	7,814	
	36	14	14			14			14	14	1				12	8,050	
	37	18	13	5		18			18	18			5	54.00	11	6,009	
	38	28	23	5		28			28	28			5	75.00	21	7,385	
	39	27	18	9		27		3	27	27			14	60.00	14	6,871	
	40	29	23	6		29		3	29	29			5	63.00	21	9,238	
	41	28	25	3		28			28	28			3	55.00	23	9,126	
	42	15	15			15			15	15					11	9,181	
	43	34	28	6		34			34	34			5	60.00	24	8,412	
	44	2															
	45	17	13	4		17			17	17	1		3	50.00	12	8,508	
	46	30	23	5	1	30		1	28	28			5	83.00	21	10,333	
	47	25	22	3		25			25	25	1		2		19	10,663	
	48																
	49																
	50	41	31	10		41			41	41			10	65.00	26	9,103	
	51	30	21	9		30		1	30	30	1		9	66.33	16	9,875	
	52																
	53	15	13	2		15			15	15			2		13	7,346	
	54	7	3	3	1	7			7	7	1		3	65.40	35	8,831	
	55	9	8	1		9			9	9			1		8	8,512	
	56	1				1			1	1			5	71.40			
	57	38	23	15	1	38			38	38			15	70.33	19	8,600	
	58	15	7	8		15			15	15	1		8	62.87	2		
	59	16	11	5		16			16	16	1		5	57.80	2		
	60	23	9	14		23			23	23	1		14	55.71	9	8,033	
	61																
	62	22	22			22			22	22			3	63.33	22	6,813	
	63	26		1		26			26	26							
	64																
	65	144	12	144		144			144	144	12		144	34.99	22	6,813	
	66	21		8		21		1	21	20	1		8	47.87	3	5,833	
	67	1															
	68	4	1	3		4		1	4	4			1		1		
	69	16	12	4		16			16	16			4	60.50	11	10,190	
	70	7	6	1		7			7	7			1		3	7,666	
	71	17	1	1		16			17	17			1		16	7,893	
	72	16	1	1		16			16	16			2		16	7,550	
	73	20	18	2		20			20	20			4	47.25	21	7,095	
	74	25	4	4		25		1	25	25	1		4		21	7,095	
	75	21	21			21			21	21			3	61.96	23	7,965	
	76	58	33	3		58		1	58	58			3		23	7,965	
	77																
	78	28	7	20	1	28		3	27	27			20	53.55	6	8,500	
	79	14	6	7		14			13	13	1		7	62.85	5	6,700	
	80	26	24	2		26			26	26			1		24	9,541	
	81	8				8			8	8					7	9,142	
	82	23	7	1		23		1	23	23			1		20	10,915	
	83	33	22	1		33			33	33			2		27	10,148	
	84	29	29	3		29		2	29	29			8	54.00	26	7,223	
	85	27	27	9		27			27	27			1		24	6,541	
	86	25	25	2		25		3	27	27			19	38.42	17	5,382	
	87	38	18	19		38		1	37	37							
	88																
	89	10				10		5	10	10			1	46.00	18	6,583	
	90	10				10			10	10			1		7	7,257	
	91	10				10			10	10					10	7,600	
	92	36	23	8		36		4	36	36			23	49.56	12	7,216	
	93	28	28			28			28	28			8	45.75	19	6,473	
	94	20	20			20			20	20			10	42.70	20	6,285	
	95	21	11	2		21		2	21	21			11	59.81	18	6,638	
	96	20	12	6		20			20	20			6	56.33	21	7,095	
	97	23	4	4		23		2	31	31	1		3	43.33	26	10,242	
	98	27	19	2	1	27		1	27	27			2		19	10,368	
	99	22				22			22	22							
100	22	19				19			19	19							
	101	42	41	1		42		2	42	42			1		37	9,383	
	102	63	21	42		63		1	63	63			42	66.66	19	6,805	
	103	68	36	31	1	67		3	67	67			30	63.93	33	7,884	
	104	8	8			8			8	8			4	114.50			
	105	33	24	6		33		4	32	32			23	46.65	7	5,428	
	106	24	6	4		24		2	24	24	15		68	37.02	36	8,936	
	107	184	51	67	4	183		49	118	117	16		1		1		

¹For renter-occupied dwelling units and vacant nonseasonal not dilapidated units, for rent.
²For owner-occupied dwelling units and vacant nonseasonal not dilapidated units, for sale only.

HOUSING—BLOCK STATISTICS

Table 3.—CHARACTERISTICS OF HOUSING FOR CENSUS TRACTS, BY BLOCKS: 1950—Con.

Census tract	Block	All dwelling units by occupancy and tenure					All dwelling units by condition and plumbing facilities			Occupied dwelling units			Contract monthly rent ¹		Value ² of one-dwelling-unit structures		
		Total	Owner occupied	Renter occupied	Vacant non-seasonal not dilap., for rent or sale	Other vacant and non-resident	Number reporting	No private bath or dilap.	No running water or dilap.	Total	Persons per room		Occupied by non-white	Number reporting	Average monthly rent (dollars)	Number reporting	Average value (dollars)
											Number reporting	1.51 or more					
4B	108	21	13	7		1	21		20	20	1		7	43.57	13	6,438	
	113	7	3	4			6	2	7	7			4	58.75	2		
	114	24	18	6			24	4	24	24	1		4	7.00	15	7,566	
	115	47	38	8		1	46	1	46	43	1		5	51.42	34	5,973	
	116	3	1	2			3		3	3			2		1		
	117	12	3	8	1		12	6	11	11	3		7	37.71			
	118	6	1	5			6	4	6	6			4	27.00	1		
	119	32	16	15	1		32	13	31	29	3		4	41.58	11	16,690	
	120	35		31	4		35		31	30	1		3	56.96			
	121	19	7	12			19	8	19	18			1	38.71	6	6,583	
	122	50	34	15	1		50	8	49	47	1		16	41.68	28	6,578	
	124	276	35	222	17	2	259	5	257	240	2	5	23	89.52	28	13,357	
	126	10		10			10		10	8			3	92.00			
	127	47	14	32	1		47	24	46	46	5		2	26.34	10	8,270	
	134	27	9	15	3		27		24	24			1	57.94	1		
	139	1															
	5	1	25	10	13	1	1	24		23	23			14	56.00	7	8,071
		2	34	15	19			34	5	34	34			19	56.36	9	7,444
3		25	16	7	2		25	7	23	23	1		9	51.66	12	6,875	
4		17	9	5	3		17	2	14	14			8	51.87	6	6,500	
5		20	8	11	1		20	3	19	19			8	62.91	4	5,925	
6		32	23	9			32	5	32	32	1		1	50.37	19	6,068	
7		33	18	14	1		33		32	32	1		7	57.14	16	5,843	
8		32	24	6	1	1	32	5	30	30			14	41.14	19	6,426	
9		43	23	19	1		43	9	42	41	1		18	60.16	15	6,833	
10		36	11	22	3		35	4	33	33			24	46.33	6	6,916	
11		35	17	15	2	1	33	3	32	32			16	49.56	11	7,318	
12		28	13	13	2		28	2	26	26			11	51.90	10	7,550	
13		25	13	12			23	1	25	24	1		12	46.58	11	6,863	
14		8	5	3			8	3	8	8			3	33.66	5	5,700	
15		16	6	10			14	1	16	15	1		10	54.00	4	8,250	
16		21	13	7	1		21	3	20	20	1		8	66.25	9	7,155	
17		29	17	11	1	1	29	3	28	28			10	48.00	10	6,150	
18		9	2	7			9	1	9	9			6	34.66	1		
19		26	11	14		1	26	4	25	24			12	50.75	7	9,785	
20		10	5	5			10	4	10	10			5	37.20	2		
21		44	19	25			44	12	44	44			24	49.70	11	7,863	
22		23	13	9	1		23	2	22	22	1		8	43.37	9	8,444	
23		35	20	14		1	35		34	34	1		14	58.50	9	8,722	
24		21	7	13	1		21		20	20			11	43.09	4	8,375	
25		13	3	10			13		13	13			8	39.37	2		
26		21	6	15			21	1	21	21			15	47.93	4	6,000	
27		24	11	12	1		24	1	23	23			13	44.76	4	7,916	
28		29	17	12			29		29	29	1		11	51.36	7	7,500	
29		48	17	28			47	3	45	43	1		26	49.42	12	7,366	
30		102	5	96	1	2	94		101	96	1		91	160.56	3	10,000	
31		44	8	35	1		43	6	43	42	3		35	55.51	5	6,000	
32		17	11	6			17		17	17			6	50.83	11	9,500	
33		16	9	5	1	1	15		14	14			5	72.00	6	8,916	
34		15	2	13			15		15	15			3	36.50	1		
37		5	1	4			5		5	5			12	30.00			
38		1											3				
40		7	2	5			6	1	7	7	1		5	41.00	1		
41		2															
42		29	7	20	1	1	29		27	26	1		20	83.05	2		
43		29	4	25			27		29	29	2		24	70.66	1		
44	27	4	23			25	2	27	25			21	78.19	2			
45	10	5	5			10		10	10			5	81.00	1			
46	13	5	7		1	13	4	12	12	1		6	50.16	3	6,500		
47	38	7	27	4		37	7	34	32			26	51.88	3	7,666		
48	20	6	14			20		20	20	1		12	56.08	4	9,375		
49	22	10	12			21	1	22	22			9	52.77	4	11,625		
50	11	9	1		1	10	2	10	10	1		4	68.00	9	8,477		
51	11	5	5	1		11	1	10	10	1		4	73.24	3	6,666		
57	18		18			18		18	18			13	38.75	2			
58	9	4	5			8		9	8			4					
59	23	10	13			22	1	23	23	1		13	41.92	9	7,888		
60	59	20	37			51		57	57	1		29	58.31	6	9,750		
61	30	14	15			28		29	27			12	62.08	2	13,166		
62	18	5	11			16	1	16	16	2		10	57.00	2			
63	5	2	3			4		5	5			3	75.00				
64	11	8	2		1	10	1	10	10					5	16,200		
67	6	1	5			6		6	6								
71	13	7	6			13		13	13	1		4	111.75	7	4,357		
72	8	1	7			7		6	6			7	37.25				
													28.85				
6A	1	6	5	1		6		5	5					5	26,300		
	3	142	43	89	7	3	139		132	130	1	1	87	101.55	37	10,294	
	4	5	1	4			5		5	5			4	81.00			
	6	37	7	26	4		37		33	33			29	80.51			
	8	36	32	2			33	1	34	31			1		30	9,003	
	9	32	31	1			32		32	32			1		31	9,125	
10	1																
11	24	21	2	1		24		23	23			2		21	9,180		

¹For renter - occupied dwelling units and vacant nonseasonal not dilapidated units, for rent.
²For owner - occupied dwelling units and vacant nonseasonal not dilapidated units, for sale only.

Table 3.—CHARACTERISTICS OF HOUSING FOR CENSUS TRACTS, BY BLOCKS: 1950—Con.

Census tract	Block	All dwelling units by occupancy and tenure					All dwelling units by condition and plumbing facilities			Occupied dwelling units				Contract monthly rent ¹		Value ² of one-dwelling-unit structures	
		Total	Owner occupied	Renter occupied	Vacant non-seasonal not dilap., for rent or sale	Other vacant and non-resident	Number reporting	No private bath or dilap.	No running water or dilap.	Total	Persons per room		Occupied by non-white	Number reporting	Average monthly rent (dollars)	Number reporting	Average value (dollars)
											Number reporting	1.51 or more					
6 A	12	35	32	3		35			35	35	1		2		31	9,358	
	13	43	12	25	6	43			37	37			30	779.0	11	12,827	
	14	17	16		1	17			16	16					15	8,500	
	15	7	5	2		7			7	7							
	16	142	2	107	33	139			109	108			139	919.4	1		
	17	102	94		8	101			94	94			98	919.4			
	18	109	70	37	1	109	4	1	107	106	7		34	573.8	58	5,427	
	19	5	5			5			5	5	1				7	7,340	
	20	12	8	4		12	1	1	12	12					5	6,414	
	21	7	6	1		7			7	7	1				6	6,783	
	22	13	11	1	1	13		1	12	12					10	7,260	
	23	8	4	3		8	1	1	7	7				500.0	3	8,666	
	24	6	2	4		6			6	6				533.3	2		
	25	13	9	4		13			13	13				406.6	8	7,062	
	26	11	10	1		11			11	11					10	6,750	
	27	18	8	10		18		3	18	18					6	6,583	
	28	18	14	4		18		2	18	18	1			462.5	13	6,007	
	29	11	7	4		11			11	11				500.0	7	6,528	
	30	32	25	6		32			31	31				332.5	9	10,655	
	31	20	19	1	1	20			20	20				768.3	19	11,552	
	32	31	29	1	1	31			30	30					29	11,062	
	33	12	12			12			12	12					11	11,681	
	34	15	10	4		15		1	14	14					8	7,375	
	35	9	3	5		9		2	8	8					3	8,000	
	36	195	11	172	12	194		2	183	183			181	430.0	7	9,171	
	37	6	4			6		1	6	6			2	1028.7	3	8,333	
	6 B	1	20	5	15		20			20	20			12	625.6	2	
		2	44	23	19	1	44	1		42	42	1	10	267.1	6	20,500	
		3	2				2			2	2						
		4	38	6	31		38	1	1	37	37	1	1	30	900.3	3	8,333
		5	107	22	79	3	106			101	101	2		79	933.5	8	9,312
		6	36	14	21	1	36			35	27			18	833.3	3	
		7	5	3	1	1	5			4	4			2		2	
		8	13	11	2		13			13	13					2	13,111
		9	1				1			1	1						
		10	1				1			1	1						
		11	16	7	8		15			15	13					6	6,583
		12	13	2	10		12			12	12					10	6,050
		13	38	19	18	1	38		2	37	37					19	7,021
14		20	13	7		19			20	19					11	6,285	
15		148	43	87	12	143	3	1	130	126	2		92	943.1	2	10,555	
16		94	17	71	5	94	1		88	88			70	978.4	2	8,954	
17		46	13	31	2	43	3	1	44	44	1		28	646.4	2		
18		21	17	4		21			21	21					13	16,307	
19		16	10	6		16			16	16					3	10,375	
20		17	7	10		17		1	17	16					3	13,000	
21		8	4	3		7			7	7	1				1		
22		62	9	52	1	62	3		61	60			3	50	679.8	2	
23		92	19	72	1	92			91	90			1	71	809.4	3	
24		90	14	74	2	90			88	88			3	76	707.1	2	14,000
25		24	13	11		24			24	24				10	623.0	10	9,650
26		30	16	13		29			29	29				13	520.0	3	8,750
27		18	9	9		18			18	18				9	581.1	10	7,500
28		16	11	5		16		3	16	16	1			1	6	18,666	
29		29	14	5		29		2	19	19				4	4	14,666	
30		24	13	4		24			17	17				2	3	14,666	
31		31	16	14		31		1	30	30	1			1	2	14,250	
32		29	16	12	1	29			28	28				13	627.6	9	15,000
33		21	15	6		21	1		21	21	1			4	685.3	12	14,291
34		18	11	5		18			16	16				4	4	14,300	
35		14	8	6		14			14	14				4	4	19,227	
36		29	14	12	3	29		1	26	26	1			4	4	17,187	
37		26	18	8		26			26	26				2	2	10,250	
38		25	16	9		25		1	25	24				8	8	10,033	
39		58	25	33		52			58	53				9	9	10,136	
40		49	21	28		49			49	49				31	31	10,950	
41		69	4	63	1	69		1	67	67				28	28	9,730	
42	55	30	25		53		2	55	55	1			2	2	20,468		
43	18	10	8		16			18	18				8	8	9,600		
44	9	7	2		9			9	9				2	2	7,216		
45	11	2	7	1	10		1	10	8					6			
46	8	3	5		8			8	8						8	7,812	
47	37	13	23	1	36		1	36	36				1	1	9,088		
48	41	23	18		40		1	41	40				2	2	9,088		
49	32	14	17	1	32			31	29				16	16	9,500		
50	24	14	10		23		1	24	23				18	18	10,375		
51	17	16	1		17			17	17				10	10	9,090		
52	43	19	23		43		2	42	42				23	23	11,400		
53	54	8	41	1	54		4	49	49	1			3	3	13,750		
54	72	10	61	1	72		8	71	71				2	2			
55	35	18	16	1	35			34	34	2			1	1	12,350		
56	62	12	49	1	61	12		61	60	1			4	4	8,540		
57	60	10	50		60		2	60	58	4			4	4	9,100		
58	30	15	14		29		3	29	29				1	1	12,000		
59	22	8	13	1	22			21	21				3	3	11,428		
60	40	14	26		40		1	40	40	2			4	4	9,937		

¹For renter - occupied dwelling units and vacant nonseasonal not dilapidated units, for rent.
²For owner - occupied dwelling units and vacant nonseasonal not dilapidated units, for sale only.

HOUSING-BLOCK STATISTICS

Table 3.—CHARACTERISTICS OF HOUSING FOR CENSUS TRACTS, BY BLOCKS: 1950—Con.

Census tract	Block	All dwelling units by occupancy and tenure					All dwelling units by condition and plumbing facilities			Occupied dwelling units			Contract monthly rent ¹		Value ² of one-dwelling-unit structures		
		Total	Owner occupied	Renter occupied	Vacant non-seasonal not dilap., for rent or sale	Other vacant and non-resident	Number reporting	No private bath or dilap.	No running water or dilap.	Total	Persons per room		Number reporting	Average monthly rent (dollars)	Number reporting	Average value (dollars)	
											Number reporting	1.51 or more					Occupied by non-white
68	61	34	11	23					34	33		1	22	57.50	6	10333	
	62	32	26	6					32	30			6	62.50	24	9041	
	63	16	6		1				22	21			6	63.66	13	9807	
	64	30	20	10			3	3	30	29		2	7	79.28	7	17071	
	65	15	7	8					15	15			2		4	31500	
	66	32	32	9					41	41			7		27	25777	
	67	41	32	9					41	41			1				
	68	17	14	3					17	17			2		9	12611	
	69	43	13	30					41	42			27	60.88	7	10428	
	70	23	15	8			1	1	23	23			8	60.12	11	14845	
	71	19	22	22	2	1			41	41		1	21	58.33	8	10000	
	72	30	14	14	1	1			30	28		1	13	63.00	10	10350	
	73	44	13	28		3			41	41		1	25	59.64	6	16633	
	74	49	6	37	5	1			48	43			39	63.48	2		
	75	67	16	47	3	1			62	61		1	44	60.86	5	9000	
	76	21	21	35	1	2			59	55			34	61.91	4	9125	
	77	1	1	5					6	6			4	44.50	1		
	78	22	4	18					22	22		1	18	47.00	1		
	79	27	12	14		1			27	26			13	56.30	7	16000	
	80	15	5	9	1				15	14			7	55.14			
	81	33	8	24		1			33	32			22	60.54	2		
	82	27	13	12		1			27	25			11	55.81	5	11800	
	83	34	13	20	1	1			33	32		2	21	56.42	8	8437	
	84	17	11	6					17	17			3	56.66	11	7272	
	85	24	10	14					24	23		1	13	66.53	6	11500	
	86	29	8	20		1			29	28		4	16	61.56	3	15666	
	87	59	8	50	1				54	54			46	67.30	3		
	88	90	1	43		1			45	44		1	39	64.28	1		
	89	91	14	6	8				14	14		1	6	76.66	2		
	90	23	1	12			1	1	12	12			11	32.63			
	91	34	18	16	7	2			72	68			64	94.73	2		
	92	10	2	3	3	2			20	20		2	17	56.23			
	93	33	2	16	3	2			23	18			19	1093.1	1		
	94	30	4	3					3	3			3	94.00			
	95	11	19	5					11	9		1	5	93.00	3	18333	
	96	52	1	26	4	3			51	45		1	27	54.40	9	19777	
	97	19	11	7					19	19			7	35.14	6	10333	
	98	14	6	11		1			14	13		1	3	1983.3	1		
	99	101	55	44					55	55			43	60.83	5	18400	
	100	102	33	27		1			34	34		1	27	47.11	3	14000	
	101	103	13	19	7	2			32	32		1	24	60.66	6	15500	
	102	104	10	7	2	6			17	17			9	87.77	6	16000	
	103	105	23	9	14		1		23	16			10	81.00	3	14000	
	104	106	3	1	2				3	3			2		1		
	7	1	20	12	8				20	20		6	18	7	25.71	10	4120
		2	10	7	22				29	29		4	29	21	21.66	6	3433
		3	15	13	2		1			22	22		7	33.42	14	3800	
		4	22	12	10					25	25		4	22	24.80	13	4384
		5	15	5	10		1			21	20		1	5	26.80	15	2780
		6	10	1	14					19	20		3	20	21.78	5	3280
7		11	13	6					10	11			17	35.50	4	6675	
8		23	8	15	2				23	21		1	10	45.50	9	7300	
9		12	26	26	1				53	52			27	41.00	19	7636	
10		13	4	10	1				15	14			11	38.63	3	6666	
11		14	16	8					23	24			8	41.75	11	7772	
12		22	11	12					23	21			12	37.58	8	5687	
13		17	16	20	1				37	33		1	20	40.00	10	9400	
14		19	20	12					32	31			10	48.00	16	7343	
15		18	16	16					32	32			14	49.07	9	7055	
16		20	7	14					21	21			13	45.00	6	8166	
17		21	14	8		1			13	13			6	50.00	4	8875	
18		22	3	12		1			16	15			12	41.50	3	14000	
19		23	5	9					14	14			9	76.66	3	14000	
20		24	10	10	1				16	15		1	11	46.45	5	5700	
21		25	11	11					21	21			10	30.10	6	5666	
22		26	10	10					25	26			10	38.80	11	6581	
23		27	18	11					29	29			9	51.11	7	9642	
24		28	18	7					32	33			1	41.06	12	9041	
25		29	15	21					25	28			9	54.85	2		
26		30	13	23		1			38	38		1	20	54.85	2		
27		31	13	23				13	38	38			38	38.39	10	6550	
28		32	16	13	1	1		12	35	35		4	34	42.25	8	8525	
29		33	31	31				2	29	29			29	46.21	10	6050	
30		34	39	13	26				39	39		1	37	42.48	11	5090	
31		35	17	10		1			28	26			23	39.00	14	7821	
32	36	14	16					29	30		2	27	51.06	10	6750		
33	43	11	24					43	43			24	45.12	11	7227		
34	44	15	34	2				45	43			33	48.12	9	9000		
35	45	10	15					19	19			16	44.37	2			
36	47	19	27					46	46		4	26	44.73	11	8981		
37	49	15	25	1	2			69	67			51	57.49	7	9285		
38	63	22	39					58	61		2	35	47.00	12	8441		

¹For renter - occupied dwelling units and vacant nonseasonal not dilapidated units, for rent.
²For owner - occupied dwelling units and vacant nonseasonal not dilapidated units, for sale only.

HOUSING—BLOCK STATISTICS

Table 3.—CHARACTERISTICS OF HOUSING FOR CENSUS TRACTS, BY BLOCKS: 1950—Con.

Census tract	Block	All dwelling units by occupancy and tenure					All dwelling units by condition and plumbing facilities			Occupied dwelling units			Contract monthly rent ¹		Value ² of one-dwelling-unit structures	
		Total	Owner occupied	Renter occupied	Vacant non-seasonal not dilap., for rent or sale	Other vacant and non-resident	Number reporting	No private bath or dilap.	No running water or dilap.	Total	Persons per room		Number reporting	Average monthly rent (dollars)	Number reporting	Average value (dollars)
											Number reporting	1.51 or more				
9	2	37	35	2					37	37					34	12088
	3	5	5						5	5					3	11500
	4	8	7	1					8	8					5	14200
	5	14	9	5					14	14					8	7000
	6	22	16	6					22	22					16	15875
	7	31	17	14	1				31	31					20	12475
	8	43	24	17	2				43	43					16	9406
	9	31	22	9				2	31	31					8	8325
	10	15	11	4					15	15					8	9000
	11	19	11	8					19	19					8	9000
	12	25	15	9	1				25	24				7	11	8681
	13	29	28		1				29	28				4	11	12648
	14	43	24	18	1				43	42			18	5	13	12444
	15	21	16	5					21	20	1		5	4	13	9400
	16	27	7	19		1			27	26			5	4	4	8250
	17	44	25	19					44	44			1	1	4	9062
	18	16	9	7					16	16			1	1	16	9062
	19	40	21	18	1				40	39			1	1	15	6266
	20	46	23	21	1	2			46	43			1	1	15	8666
	21	42	28	14					42	42			2	1	17	10117
	22	39	14	24		1			38	37	2		2	3	6	10133
	23	50	25	25					48	47	2		2	2	14	10250
	24	50	33	17					50	50	1		1	1	24	10291
	25	61	38	23					57	50			2	2	22	9490
	26	44	28	15		1			44	43			1	1	16	9093
	27	27	7	20					27	25			1	1	1	8800
	28	27	8	16		2	1		27	24		1	2	1	5	9000
	29	41	16	23		1			41	39			1	1	7	8791
	30	39	21	17	1				39	38			1	1	12	8791
	31	34	20	13		1			34	33			1	1	14	10257
	32	46	15	31					44	43			2	2	6	13333
	33	63	26	37					61	59			5	5	9	10444
	34	58	22	32		2			55	54			2	2	14	8292
	35	77	16	58		3			75	74		1	4	6	3	9500
	10	1	22	15	7				22	22					13	9492
2		37	24	11	1	1		36	36			1	1	17	8794	
3		31	11	19		1		30	30			2	2	17	8225	
4		34	22	11		1		31	31			2	1	11	8058	
5		31	25	6				28	28			1	1	11	10186	
6		43	26	16		1		43	42			1	1	15	11580	
7		72	42	29		1		72	71			1	1	7	9596	
8		11	9	2				11	11						7	10571
9		43	22	21				38	38						13	9192
10		58	27	31				56	57			1	1	18	9083	
11		35	24	11				33	35						15	8326
12		30	20	9		1		30	29				10	8	15	8513
13		33	19	11		1		33	30				1	1	15	7666
14		52	22	30		2		50	52				1	1	15	7600
15		43	27	16				43	43						14	8678
16		29	29	10		1		36	39			1	1	1	21	8273
17		41	23	5		1		38	38						21	9238
18		33	21	12				33	33						10	8941
19		22	15	7				20	20						9	8311
20		37	21	15		1		31	36				2	1	14	9307
21		33	23	10				28	33						16	8656
22		40	25	15				40	40				1	1	14	7807
23		32	23	9				32	32						15	8613
24		34	22	11		1		33	33				2	2	15	9000
25		54	32	21		1		50	53				1	1	18	8738
26		2	2					2	2						1	8738
27		38	25	13				33	38				1	1	16	7893
28		36	23	13				36	37						17	7823
29		37	24	13				37	36						20	8845
30		3	3					3	3						1	8845
31		28	18	8		2		24	26						17	8735
32		21	14	7				21	21						7	8142
33		25	17	8				23	25						14	8250
34		32	26	4				30	30						22	7718
35		23	14	7		2		22	21						11	10081
36	2	2					2	2						11	10081	
37	26	18	7		1		25	23						16	11343	
38	39	31	7		1		38	38				1	1	24	8304	
39	20	13	6		1		20	19						11	7909	
40	23	9	13		1		23	22				1	3	3	7500	
41	36	24	11		1		35	35						17	8194	
42	46	35	10				44	44						26	7550	
43	38	18	20				37	38						12	10483	
44	31	19	12				29	31						12	9930	
45	24	18	6				22	24						16	11511	
46	14	9	5				14	14						13	9133	
47	29	14	15				27	24						6	7687	
48	12	9	3				12	12						8	6812	
49	75	30	43		2		75	77				2	1	23	7652	
50	65	29	33		3		64	62				2	1	20	7675	
51	29	10	19				29	28				1	6	7	8542	

¹For renter - occupied dwelling units and vacant nonseasonal not dilapidated units, for rent.
²For owner - occupied dwelling units and vacant nonseasonal not dilapidated units, for sale only.

HOUSING—BLOCK STATISTICS

Table 3.—CHARACTERISTICS OF HOUSING FOR CENSUS TRACTS, BY BLOCKS: 1950—Con.

Census tract	Block	All dwelling units by occupancy and tenure					All dwelling units by condition and plumbing facilities			Occupied dwelling units			Contract monthly rent ¹		Value ² of one-dwelling-unit structures		
		Total	Owner occupied	Renter occupied	Vacant non-seasonal not dilap., for rent or sale	Other vacant and non-resident	Number reporting	No private bath or dilap.	No running water or dilap.	Total	Persons per room		Occupied by non-white	Number reporting	Average monthly rent (dollars)	Number reporting	Average value (dollars)
											Number reporting	1.51 or more					
11	83	10	3	7					10	7			6	44.16	2		
	84	16	4	12					16	16			13	50.66	2		
	85	43	6	37					43	43	1		17	69.32	2		
	86	20	9	11					20	18			11	73.72	5		
	87	48	9	22	1	1			46	46			22	69.04	17	71.00	
	88	39	2	17					39	39			15	59.46	12	103.64	
	89	33	2	13					33	33	1	1	13	60.84	14	106.42	
	90	46	3	11		2			44	44		1	10	64.50	27	95.00	
	91	15	3	7					15	15			1	65.71	4	66.25	
	92	27	8	19					27	26	2		19	53.36	3	95.00	
	93	25	7	16	1	1			25	21			16	63.75	3	20.00	
	94	35	16	19					34	34	1		19	51.31	6	75.83	
	95	28	12	15	1				28	27			1	59.37	10	73.50	
	96	16	10	6					16	15	1		6	57.00	5	11.00	
	97	8	5	3					8	8			2		2		
	12	1	3	3					3	3						3	133.33
		3	4	2	1				4	4	1	1		19	44.36	13	54.46
		4	3	1	2				3	3				10	39.00	10	71.50
		5	16	1	15				16	16				12	43.84	12	60.83
		6	4	2	2				4	4				12	41.50	12	59.08
7		3	2	1				3	3				17	35.00	17	57.64	
8		7	1	6				7	7	2			14	46.00	10	69.29	
9		3	2	1				3	3				11	49.54	10	69.50	
10		3	2	1		1		3	3				11	48.25	18	60.72	
11		3	2	1				3	3				12	62.58	17	104.41	
12		12	9	3				12	12	1			3	55.00	9	117.77	
13		4	4		1			4	4				3	38.33	40	123.72	
14		3	3	8				3	3				8	67.87	21	125.23	
15		7	6	7				7	7	1			5	62.60	61	1105.2	
16		4	4					4	4				4		4	133.75	
17		2	2	2				2	2				4		21	126.19	
18		2	1	1				2	2				4	101.25	18	121.11	
19		1	1					1	1				1		14	113.92	
20		10	9	1				10	10				1		9	123.88	
21		3	2	1				3	3				12	62.25	14	122.00	
22		2	1	1				2	2				4	50.00	17	139.00	
23		2	1	1		1		2	2				4		20	122.75	
24		2	2	5				2	2				4	92.50	14	141.42	
25		2	2	3		1		2	2			1	1		20	125.50	
26		2	2	3		1		2	2				3	56.66	19	91.57	
27		2	2	7		1		2	2	4		1	1	3	39.85	18	66.38
28		3	1	2				3	3	2			16	47.75	15	77.66	
29		3	1	1				3	3	7			9	45.33	20	69.50	
30		3	1	1				3	3	2			10	41.80	14	71.78	
31		2	1	1				2	2	6			10	40.50	11	68.09	
32		2	1	1				2	2	5			9	40.88	16	63.06	
33		4	3	1				4	4	6			17	47.05	17	55.88	
34		3	3	1				3	3	6			17	43.05	15	60.26	
35		3	3	2				3	3	1			3	53.52	12	80.41	
36		3	3	2				3	3	4	1		2	46.71	7	79.28	
37		3	3	2				3	3	4			12	47.66	18	728.3	
38		3	3	1				3	3	4			12	40.88	13	64.23	
39		4	3	1		1		4	4	4		1	1	41.53	5	86.00	
40		3	3	1				3	3	7			11	49.36	13	65.18	
41		3	1	1				3	3	2			19	53.31	11	78.18	
42		2	1	1				2	2	9			1	49.90	14	82.14	
43		2	2	1		1		2	2	1			10	76.20	20	94.00	
44		2	2	5				2	2	5			15	51.90	18	136.66	
45		2	2	1				2	2	4		1	10		30	124.33	
46		2	2	2				2	2	3			1		17	162.35	
47		1	1					1	1	3			1		11	148.36	
48		1	1	8				1	1	1			8	61.62	16	123.50	
49		2	2	4		2		2	2	7			3	78.33	23	121.16	
50		2	2	1				2	2	8			1		6	134.16	
51		3	3	3				3	3	3			1		3	153.33	
52		6	4	2				6	6	6			2		4	142.50	
53	15	13	2				15	15	15			13		13	139.07		
54	2	2	2				2	2	9			2		26	118.11		
55	2	3	1				2	2	2			3	75.00	24	125.41		
56	2	1	1				2	2	0			17		17	124.33		
57	9	8	1				9	9	9			1		6	156.67		
58	1	1	2				1	1	1		1	1		14	90.0		
59	3	2	1		1		3	3	4			9	47.77	16	68.12		
60	3	1	1				3	3	10			15	52.86	11	78.11		
61	4	2	1		1		4	4	7			13	48.61	16	73.56		
62	4	2	1				4	4	1			16	48.62	15	68.66		
63	4	3	1		1		4	4	4		1	16	47.31	16	70.31		
64	3	3	1				3	3	3		1	15	34.33	10	75.00		
65	3	2	1				3	3	2		1	15	45.73	19	78.68		
66	1	1	1				1	1	2			13	47.00	13	68.84		
67	9	6	3		1		9	9	29		10	23	30.65	34	112.47		
13	1	7	4	1			7	5	5			1		2			

¹For renter - occupied dwelling units and vacant nonseasonal not dilapidated units, for rent.
²For owner - occupied dwelling units and vacant nonseasonal not dilapidated units, for sale only.

Table 3.—CHARACTERISTICS OF HOUSING FOR CENSUS TRACTS, BY BLOCKS: 1950—Con.

Census tract	Block	All dwelling units by occupancy and tenure					All dwelling units by condition and plumbing facilities			Occupied dwelling units			Contract monthly rent ¹		Value ² of one-dwelling-unit structures	
		Total	Owner-occupied	Renter-occupied	Vacant non-seasonal not dilap., for rent or sale	Other vacant and non-resident	Number reporting	No private bath or dilap.	No running water or dilap.	Total	Persons per room		Number reporting	Average monthly rent (dollars)	Number reporting	Average value (dollars)
											Number reporting	1.51 or more				
13	2	19	10	5		4	19		15	15	2	4	3	30.66	1	
	3	10	6	2		2	10		8	8		2	2		2	
	4	23	18	1	1	2	23	3	41	41	1	18	46.72	17	8,941	
	5	16	11	1	1		16	2	27	27	1	10	56.00	9	10,700	
	6	14	16	1			14	1	30	30	1	16	42.43	6	7,750	
	7	30	14	16			30	1	37	37	1	16	41.12	9	7,055	
	8	40	22	18			40	1	31	30	1	16	53.50	10	7,530	
	9	31	14	17			31	7	52	48	1	15	54.29	14	8,857	
	10	53	23	29	1		51	7	27	27	4	4	51.76	4	11,500	
	11	1					1									
	12	27	10	17			26	4	29	29	5	9	33.58	4	16,750	
	13	30	10	19	1		29	6	28	28	5	17	34.93	7	16,571	
	14	28	11	17			27	6	28	28	5	13	36.11	9	16,572	
	15	54	12	40	2	2	53	8	52	51	4	36	33.88	6	16,722	
	16	75	12	54	4	2	73	9	69	67	5	35	33.88	6	10,416	
	17	57	15	39	2	1	57	10	54	54	6	39	36.11	6	10,166	
	18	47	15	29	2	1	46	5	44	42	2	29	36.11	4	6,875	
	19	26	2	24			26	2	26	26	1	22	30.22	1		
	20	16	8	12			16	1	16	16	1	11	33.45	1		
	21	51	29	18	1	3	50	11	47	47	3	18	51.50	20	7,825	
	22	37	13	23		1	36	10	36	36	1	21	50.14	9	8,111	
	23	39	14	25			39	5	39	39	2	24	50.08	8	8,912	
	24	25	16	8	1		25	2	24	24	1	8	53.75	13	8,684	
	25	30	12	18			30	1	30	30		17	33.94	8	9,312	
	26	32	15	16			31	2	31	30		16	68.93	6	12,500	
	27	67	24	35	4	4	66	2	59	58		37	76.51	14	9,500	
	28	7	3				7		3	3						
	29	39	24	8	1	4	39	7	32	32	1	6	48.66	12	13,750	
	30	43	26	17			43	2	43	43		17	66.35	14	7,714	
	31	10	2	8			10		10	10		8	46.28	1		
	32	20	11	9			20		20	20		9	46.88	6	11,916	
	33	28	12	16			28	2	28	28		14	46.21	7	8,000	
	34	26	15	10	1		26	2	25	25		10	54.89	9	9,111	
	35	34	12	22			34	3	34	34		14	48.93	10	7,700	
	36	45	17	27	1		45	11	44	44	4	27	46.77	7	7,785	
	37	51	23	24	4		50	15	47	47	1	27	44.41	11	8,454	
	38	15	3	12			15		15	15		3	55.28	4		
	39	59	16	42	1		57	12	58	55		40	55.28	4	11,250	
	40	73	17	55	1		73	23	71	71	1	53	52.38	5	11,500	
	41	102	15	83	3	1	100	67	98	96		38	43.54	1		
	42	60	18	39	3		60	16	57	57		9	50.50	3	35,000	
	43	23	5	18			23	5	23	23	2	2	55.50	1		
	44	79	17	60	2		78	2	77	77		2	53.17	6	7,333	
	45	38	17	21			38	4	38	37		1	47.76	8	11,562	
	46	44	13	29	2		42	9	42	41		2	42.68	6	7,383	
	47	63	9	49	4	1	63	3	58	58		1	52.92	3	11,166	
	48	35	16	18	1		35	7	34	34		1	42.72	9	8,444	
	49	40	9	31			40		40	40	1	29	59.34	4	12,125	
	50	57	21	30	4	2	55	4	51	51		28	66.50	5	8,400	
	51	19	2	3			19	1	22	22		2	32.3	17	12,617	
	52	36	28	7		1	36	1	35	34		7	74.28	22	10,640	
	54	23	11	11	1		23		22	22		12	69.16	7	13,357	
	55	23	11	11		2	23	9	20	20	3	2	41.00	28	5,007	
	56	49	11	34			49	15	49	49		2	45.23	9	8,000	
	57	39	11	28			39	7	39	39	4	1	50.92	6	9,083	
	58	53	8	43	2		51	22	51	49	4	41	52.29	1		
	59	46	9	35	1	1	45	2	44	43	3	34	53.00	4	6,250	
	60	102	29	71	1	1	101	22	99	99	1	70	48.50	10	8,600	
	62	1					1		7	7			56.33			
	63	8	6		1		8	2	8	8	1	6	42.88	1		
	64	26	19		1		26	5	25	25		3	18			
	65	21	2	18	1		21	2	20	20		2	44.27			
	66	75	18	56	1		73	25	74	73	1	2	47.32	2		
	67	20	6	14			20		20	20		1	14	58.57		
	68	31	7	23		1	30	11	30	30	2	2	45.00			
	69	32	8	23		1	31		31	30			50.00		7,166	
	70	36	11	24		1	36		35	35	1	24	49.41		9,500	
	71	24	5	18		1	24		23	23		1	17		6,666	
	72	26	11	15			26	3	26	26		1	47.29		9,333	
	73	60	17	40	2	1	59	13	57	56	3	15	46.33			
	74	19	11	8			19		19	19		8	48.68	2	6,250	
	75	31	12	18	1		31	5	30	30		19	54.94	4	5,650	
	76	23	11	9	1	3	23	4	23	23		10	43.80	6	6,500	
	77	28	12	16			28	2	28	28		1	38.66	6	7,083	
	78	25	13	8	3	1	25	6	21	21	5	8	52.62	7	6,271	
	79	19	8	11			19		19	19		1	38.36	4	4,000	
	80	15	7	7		1	14		14	13	1	7	51.00	3	5,666	
	81	33	3	30			33		33	33		1	47.90			
	82	18	4	14			18		18	18	3	3	47.78			
	83	13	6	5	2		13		11	11		4	61.50	4	5,375	
	84	9	6	3			9	2	9	9		3	53.33	4	6,750	
	85	17	5	12	1		17	1	17	17		12	53.41	3	5,166	
	86	28	3	22		2	28		25	25		22	98.13	2		
14	3	12	4	7		1	12	5	11	11	1	3	51.71	2		
	4	11	6	4		1	11		10	10		3		1		

¹For renter - occupied dwelling units and vacant nonseasonal not dilapidated units, for rent.
²For owner - occupied dwelling units and vacant nonseasonal not dilapidated units, for sale only.

HOUSING—BLOCK STATISTICS

Table 3.—CHARACTERISTICS OF HOUSING FOR CENSUS TRACTS, BY BLOCKS: 1950—Con.

Census tract	Block	All dwelling units by occupancy and tenure					All dwelling units by condition and plumbing facilities			Occupied dwelling units			Contract monthly rent ¹		Value ² of one-dwelling-unit structures	
		Total	Owner occupied	Renter occupied	Vacant non-seasonal not dilap., for rent or sale	Other vacant and non-resident	Number reporting	No private bath or dilap.	No running water or dilap.	Total	Persons per room		Number reporting	Average monthly rent (dollars)	Number reporting	Average value (dollars)
											Number reporting	1.51 or more				
14	5	7	3	4					7	7	1					
	6	22	9	12	1				22	21						
	7	44	22	17		5			44	38	4					
	8	63	29	28	1	5			63	56	4					
	9	17	7	10					17	17	2					
	10	32	13	19					32	32	2					
	11	30	17	12		1			30	26	2					
	12	29	16	11		1			29	26	1					
	13	25	12	11		1			25	23	2					
	14	23	13	10					23	22	2					
	15	24	15	7		2			24	22	2					
	16	22	14	6		2			22	17	1					
	17	22	11	10	1				22	21	1					
	18	29	14	7		8			29	21	3					
	19	29	15	13		1			29	25	4					
	20	29	13	14		2			29	24	4					
	21	31	15	14		2			31	28	3					
	22	30	14	14		2			30	24	3					
	23	22	13	7		2			22	20	2					
	24	9	6	2		1			9	6	1					
	25	38	16	19		3			38	32	1					
	27	23	11	10	1	1			23	20	2					
	28	34	20	13		1			34	32	1					
	29	16	11	5					16	16	1					
	30	18	13	4		1			18	16	1					
	31	17	6	5		1			17	11	2					
	32	9	5	1		3			9	6	1					
	33	14	7	6		1			14	13	1					
	34	12	5	7					12	12	1					
	35	11	5	3		3			11	8	3					
	36	29	7	20		2			29	27	2					
	37	29	12	13	3	1			29	25	2					
	38	14	7	7					14	14	1					
	40	14	3	10	1				14	13	1					
	15	1	1						1							
2		48	8	33	2	5		46	7							
3		75	8	63	4			75	36							
4		1														
5		45	4	40	1			42	2							
6		79	5	71	2	1		68	7	2						
7		26		18		1		26	8	2						
8		46	13	31	2	2		45	15	5						
9		52	8	41	2	1		52	29	1						
10		66	11	54	1			65	37							
11		53	13	38	1	1		53	29	5						
12		24	2	11				24	14	7						
13		18	4	12	2			18	15							
14		40	3	35		2		39	13							
15		23	9	14				23	11							
16		7	16	20	2	1		36	4							
17		45	16	28	2	1		44	2							
18		40	14	26	2			38	8	1						
19		37	8	27	2			37	2							
20		21	5	15	1			19	2							
21		26	7	19				21	6							
22		18	6	12				18	5							
23		15	6	9				15	2							
24		94	12	81		1		88	7							
25		82	18	62	2			81	21							
26		47	12	33				43	6							
27		19	4	8		1		13		4						
28		25	2	7				22	5	4						
30		61	7	50	4			61	15							
32		38	8	28	2			33	3							
33		44	10	32	2			44	4	1						
34		52	10	41	1			52	10	1						
35		96	10	77	7	2		95	49	19						
36		73	7	60	6			73	11	2						
37		63	16	45	1	1		63	25	10						
38	38	3	35				37	14								
39	55	4	47	3	1		51	16	8							
40	60	18	39	3			60	22	6							
41	77	10	62	1	4		76	14	6							
42	54	8	45		1		51	6	1							
43	43	6	36	1			43	10								
44	9	7	2				9	1								
45	47	12	35				47	14	2							
46	40	8	28	2	2		39	3	1							
47	18	4	14				18	6								
48	36	7	28	1			34									
49	79	13	49	3	2		65	5	3							
50	17	7	5		1		7	5	1							
51	48	10	37	1			48	10	1							
52	48	14	32	2			48	13	2							

¹For renter - occupied dwelling units and vacant nonseasonal not dilapidated units, for rent.
²For owner - occupied dwelling units and vacant nonseasonal not dilapidated units, for sale only.

Table 3.—CHARACTERISTICS OF HOUSING FOR CENSUS TRACTS, BY BLOCKS: 1950—Con.

Census tract	Block	All dwelling units by occupancy and tenure					All dwelling units by condition and plumbing facilities			Occupied dwelling units			Contract monthly rent ¹		Value ² of one-dwelling-unit structures	
		Total	Owner occupied	Renter occupied	Vacant non-seasonal not dilap. for rent or sale	Other vacant and non-resident	Number reporting	No private bath or dilap.	No running water or dilap.	Total	Persons per room		Number reporting	Average monthly rent (dollars)	Number reporting	Average value (dollars)
											Number reporting	1.51 or more				
15	53	64	6	50	7	1	64	7	56	54	3	1	52	55.38		
	54	122	2	119		1	122		121	120			117	72.11		
	55	46	10	31	4	1	42	3	41	38	2	1	33	70.72	4	18250
	56	49	5	43	1	1	47	6	48	46	1	4	39	55.07	1	
	57	70	14	53	3		68	2	67	67	2		53	63.86	9	9333
	58	177	37	133	7		175	28	170	168	6	10	130	55.08	9	10444
	59	44	11	32		1	44	12	43	39			32	51.12	6	10500
	60	89	22	67			87	9	89	82	2	2	65	49.41	9	18500
	61	97	15	81	1		96	13	96	95	4	4	78	55.03	6	8333
	62	66	10	53		3	64	25	63	63	1	8	50	52.14		
	63	59	15	44			59	32	59	59	4		43	34.65	5	6100
	64	41	16	25			41	14	41	41	2		25	37.68	7	6285
	65	55	13	42			55	28	55	55	6	1	40	40.55	6	6833
	66	18	4	14			18	1	18	18	3		14	52.92	1	
	67	51	13	34	3	1	50	8	47	45			32	50.59	6	7500
	68	38	20	17	1		37	2	37	36	2	1	18	51.88	8	8437
	69	36	14	20	1	1	36	10	34	34	1	1	21	50.28	4	7125
	70	27	7	19	1		27	7	26	26			20	41.80	3	7166
	71	153	31	107	12	3	149	56	138	138	16	4	116	46.30	10	7000
	72	52	18	32		2	51	22	50	48			32	43.62	7	6142
	73	46	14	32			46	22	46	46	5	2	31	41.67	5	5400
	74	55	13	41	1		55	39	54	54	7		41	40.26	3	6000
	76	25	6	16	3		24	5	22	22	2	1	19	46.00	2	
	77	30	5	22	3		30	10	27	26	3	4	24	45.91	1	
	78	44	4	35	4	1	43	11	39	39	1		35	59.62	2	
	79	22	5	17			22	2	22	19	1		16	57.50	1	
	80	7	4	2		1	7	3	6	6			2		2	
	81	27	8	18		1	27	8	26	26		1	16	44.25	1	
	82	16	3	12	1		16	15	15	15			12	52.75		
	83	26	3	20	3		26	17	23	23			22	44.81		
	84	10	5	5			10	1	10	10			5	32.80	3	10333
	85	7	7	5	2		7	6	5	5	2		7	37.71		
	86	46	10	32	4		44	21	42	41	6		36	34.41	4	8875
	87	19	5	14			19	9	19	19	2		14	31.50	1	
	88	18	1	17			18	2	18	18	1	1	17	37.35		
	89	20	4	16			20	3	20	20	2		16	50.62	1	
	90	26	4	18	4		25	14	22	22	1	2	20	39.10	2	
	91	24	2	21	1		24	4	23	23	1	2	20	46.15	1	
	92	50	11	38	1	1	50	23	49	49		11	37	37.70	3	9000
	93	23	9	14			23	3	23	23	1		14	44.64	4	7125
	94	54	25	28	1		54	17	53	53	5		28	35.60	15	4933
	95	42	11	29	1	1	40	9	40	40	1		30	42.83	6	6350
	96	25	6	19			25	17	25	25	3		19	31.63	3	3000
	97	104	33	67	4		102	32	100	99	5	1	68	46.76	16	7687
16	1	6		6			6	1	6	6			6	44.00		
	2	29	8	19	2		29	3	27	27		1	20	44.85	6	7583
	3	68	16	50	2		66	16	66	64	9	51	52	49.94	13	7069
	4	36	19	17			36	6	36	36	2		17	44.52	14	8178
	5	8	2	6			8	2	8	8			6	38.50		
	6	2					2		2	2						
	7	21	8	13			21	5	21	21		21	13	32.84	4	6750
	8	14	1	13			14	4	14	14			12	40.91		
	9	34	11	22		1	33	6	33	33	3	30	22	33.00	6	10666
	10	74	22	51		1	72	5	73	73	4	59	50	38.90	13	6353
	11	20	8	12			20	4	20	20	2	7	10	35.10	4	6500
	12	17	8	8		1	16	15	16	15		16	8	45.62	4	8500
	13	20	9	11			19	1	20	20		19	11	28.45	8	8125
	14	8	1	7			8	4	8	8			7	22.85	1	
	15	46	10	36			46	8	46	46	3	46	36	36.75	4	9000
	16	682	16	657	5	4	669	25	673	671	32	671	652	26.22	11	7090
	17	18	6	12			17	11	18	18			12	36.25	4	6500
	18	23	2	21			22	5	23	22	3		19	29.73	1	
	19	24	10	14			24	2	24	24	3		14	33.14	10	8000
	20	31	15	16			31	5	31	31	1	13	15	42.40	11	5836
	21	36	12	23	1		35	7	35	34	1	23	24	36.79	7	6542
	22	24	6	16		2	23	3	22	22	1	22	15	34.73	5	6300
	23	11	1	10			10	3	11	11	1	11	10	36.90		
	24	24	6	17		1	22	12	23	23	1	23	17	35.35	4	7875
	25	9		9			9	8	9	9	3		9	37.22		
	26	12	4	7		1	12	12	11	11	3	11	7	24.71	4	3250
	27	30	7	23			30	24	30	30	1	30	22	27.77	5	5000
	28	14	2	12			14	12	14	14	2		11	28.00	2	
	29	54	8	46			53	29	54	53	7	54	45	26.02	5	4600
	30	71	13	58			67	52	71	71	18	70	57	28.54	9	3944
	31	41	16	23		2	39	29	39	37	4	39	21	34.57	12	4200
	32	25	9	15			25	7	24	24	5	24	15	36.33	8	12250
	33	33	10	22	1		32	10	32	32	2	32	22	37.36	6	7666
	34	16	5	10	1		16	7	15	15		8	9	24.88	5	9200
	35	33	6	22		5	32	21	28	28	1	18	21	44.38	4	12750
	36	45	8	37			44	22	45	44	5	38	35	33.91	5	6400
	37	26	3	23			25	18	26	26	5	24	23	34.17	2	
	38	96	14	82			94	63	96	95	12	95	79	26.34	9	4833
	39	2					2		2	2						
	40	38	1	37			38	33	38	38	11	38	35	32.08	1	
	41	39		36	1	2	37	26	36	36	6	25	35	31.80		

¹For renter - occupied dwelling units and vacant nonseasonal not dilapidated units, for rent.
²For owner - occupied dwelling units and vacant nonseasonal not dilapidated units, for sale only.

Table 3.—CHARACTERISTICS OF HOUSING FOR CENSUS TRACTS, BY BLOCKS: 1950—Con.

Census tract	Block	All dwelling units by occupancy and tenure					All dwelling units by condition and plumbing facilities			Occupied dwelling units			Contract monthly rent ¹		Value ² of one-dwelling-unit structures	
		Total	Owner occupied	Renter occupied	Vacant non-seasonal not dilap., for rent or sale	Other vacant and non-resident	Number reporting	No private bath or dilap.	No running water or dilap.	Total	Persons per room		Number reporting	Average monthly rent (dollars)	Number reporting	Average value (dollars)
											Number reporting	1.51 or more				
17	63	28	10	18		25	4	1	28	28	2	28	18	42.11	6	6,500
	64	58	17	41		57	27	22	58	57	7	56	41	29.87	10	9,850
	65	52	5	46	1	49	16	3	51	51	5	51	46	35.56	1	4,000
	66	38	6	31	1	34	18	10	37	37	4	37	31	35.06	3	4,666
	67	30	7	23		29	16	9	30	30	2	29	22	28.04	6	4,000
	68	11	4	7		11	10	9	11	11	4	11	7	26.85	3	3,700
	69	13	1	12		11	11	11	13	13	2	13	12	32.33	1	
	70	3		3		3	3	2	3	3		3	3	11.00		
	71	28	3	25		28	20	19	28	26	4	25	24	36.29	3	5,333
	72	59	10	48		56	28	12	58	57	7	12	47	31.70	9	7,055
	73	6	1	5		6	3	2	6	6	2	3	5	32.00		
	74	20	1	17		20	1		18	18		3	16	45.62	1	
	75	15	2	13		14	2	1	15	14	2	14	12	47.33	2	
	77	72	9	63		58	37	36	72	69	12	71	60	31.78	6	4,166
	78	69	11	56		62	32	31	67	64	7	67	53	36.77	6	9,166
	79	35	8	26		35	8	8	34	34	3	34	25	34.52	7	10,000
	80	5	1	4		5	1	1	5	5		5	3	48.33		
	81	27	5	22		21	13	11	27	27	2	27	21	31.42	1	
	82	18	1	17		17	14	14	18	16	2	18	17	40.70		
	83	31	2	27	1	30	20	17	29	29	4	27	28	25.35	2	
	84	13		13		13	12	12	13	13	5	13	13	19.69		
	87	3		3		3			3	3		3	3	49.00		
	88	23	3	19		21	9	4	22	19	2	13	14	42.57		
	89	6		5		6	5	4	5	5		4	5	46.40		
	90	27	2	25		23	17	17	27	27	2	23	25	29.04	1	
	91	23	1	22		20	8	2	23	23	6	11	22	38.59	1	
	93	19		18		18	12	6	18	18	1	18	18	44.11		
	94	18	1	17		15	11	9	18	18	3	18	17	27.47	1	
	95	43		43		42	14	7	43	43	8	42	43	19.72		
	96	18	1	17		18	15	12	18	18	3	17	16	21.25		
	97	34	1	31	2	34	30	11	32	32	2	9	33	24.03		
	98	28	1	20	7	28	25	4	21	21	4	2	25	30.04	1	
	101	10		10		9	8	4	10	10	2	7	10	45.90		
	104	13		13		13	13	12	13	13	5	11	13	20.00		
18	1	89	15	70	4	87	11		85	84	8		70	45.75	10	5,470
	2	22	6	16		21	2		22	21	3	1	15	46.73	3	7,666
	3	20	9	11		20	2		20	19	1		11	44.45	7	5,142
	4	13	8	5		12	3		13	12	1		5	53.00	4	5,375
	5	23	16	6	1	23	1		22	22	4		6	35.00	13	5,076
	7	21	7	13	1	21	14	2	20	20	4		12	30.00	3	7,166
	8	14	6	6	1	14	7	1	12	12	1		7	39.14	5	8,200
	9	13	5	6	2	12	2		11	10	2		6	45.00	3	8,333
	10	28	8	19	1	28	5	1	27	27	7	1	17	35.05		
	11	4	3	1		4			4	4			1		2	
	12	62		59	2	61	3		59	59	1	1	61	1659.6		
	13	7	3	4		7			7	7			2		1	
	14	42	5	35	1	42	23	1	40	40	12	6	34	43.79	12	
	16	48	17	27	1	47	14	5	44	43	7		23	33.43	13	6,961
	17	53	12	32	9	51	19	1	44	43	6		37	50.37	4	5,500
	18	22	13	8	1	22	8		21	21	1		8	39.25	10	5,700
	19	54	15	38	1	53	13	5	53	53	2		37	50.08	7	6,714
	20	53	10	42	1	51	8		52	50	2		39	55.64	5	6,100
	21	37	11	22	4	37	14		33	33	3	1	24	39.91	4	6,625
	22	43	8	32	3	42	28		40	39	6		34	47.55	1	
	24	29	10	18	1	29	18	6	28	28	6		18	32.61	3	3,766
	25	27	6	19		23	16	8	25	22	3		14	37.57	3	3,833
	26	30	10	19	1	30	13	2	29	29	2	1	15	34.60	3	5,666
	27	34	16	17	1	34	8	7	33	33	6		16	39.37	8	5,437
	28	39	10	28	1	38	5		38	38	7		27	40.88	5	6,600
	29	28	9	14	3	27	13	4	23	23	1		17	41.82	4	11,000
	30	30	5	24	1	30	3	1	29	29	1	2	23	42.78		
	31	2														
	32	18	5	13		17	2		18	17	1	1	11	60.54	1	
	33	103	2	64	1	102			66	65	1		56	171.83	1	
	34	17	7	10		17	9	2	17	17	7		7	23.85	6	9,583
	35	13	5	8		13	4		13	13	5		7	52.85	3	7,100
	36	17	8	7	2	16	2		15	15	1		9	41.66	2	
	37	30	5	25		30	7		30	30	1		24	35.29	1	
	38	23	7	15		23	5		22	22	1	1	15	42.00	1	
	39	41	6	31	2	40	16	15	37	37	4	1	31	38.12	3	6,166
	40	20	3	16	1	20	13	1	19	19	4		15	51.80	2	
	41	7	4	2		6	4		6	6			1		3	6,833
	42	3	1	1	1	3			2	2			1		1	
	43	14	4	8	1	12	1		12	11			9	67.44	1	
	44	44	8	31	1	42	3		39	39			30	55.63	1	
	45	102	1	96	5	95			97	92		3	93	74.06		
	46	2														
19	1	54	18	33	3	53	33	24	51	51	21		35	24.17	9	4,555
	5	19	7	11	1	18	4	4	18	18	7		10	30.50	6	3,500
	6	20	8	12		20	11	2	20	20	4		11	26.36	6	5,833
	8	1														
	9	12	8	4		11	2	1	12	12	4		4	22.50	6	7,666

¹For renter - occupied dwelling units and vacant nonseasonal not dilapidated units, for rent.
²For owner - occupied dwelling units and vacant nonseasonal not dilapidated units, for sale only.

HOUSING—BLOCK STATISTICS

Table 3.—CHARACTERISTICS OF HOUSING FOR CENSUS TRACTS, BY BLOCKS: 1950—Con.

Census tract	Block	All dwelling units by occupancy and tenure					All dwelling units by condition and plumbing facilities			Occupied dwelling units				Contract monthly rent ¹		Value ² of one-dwelling-unit structures	
		Total	Owner occupied	Renter occupied	Vacant non-seasonal not dilap. for rent or sale	Other vacant and non-resident	Number reporting	No private bath or dilap.	No running water or dilap.	Total	Persons per room		Occupied by non-white	Number reporting	Average monthly rent (dollars)	Number reporting	Average value (dollars)
											Number reporting	1.51 or more					
19	10	20	9	11		20	9	2	20	20	9		9	3 41.1	7	4 714	
	11	34	8	26		34	25	9	34	34	14		22	2 41.8	3	9 000	
	12	24	6	18		24	16	5	24	24	8		17	2 61.1	2		
	13	40	11	28		35	14	9	39	37	18		26	1 77.6	5	3 800	
	14	28	11	16	1	27	19	13	27	27	15		16	2 15.2	4	4 250	
	15	22	8	13		21	7	4	21	21	6		12	3 12.5	6	4 500	
	16	163	9	153		156	46	40	162	156	29	9	129	2 56.3	3	4 333	
	19	1				1											
	20	34	11	22		31	23	21	33	33	18		18	1 78.8	5	4 360	
	21	46	11	33		46	34	21	44	44	20		31	2 00.9	6	5 833	
	22	41	9	31		40	35	15	40	40	9		26	1 75.7	2		
	23	14	7	6		12	5	5	13	13	5		6	2 00.0	4	6 750	
	24	6	1	5		6	6	6	6	6	1		4	2 37.5			
	25	28	8	19		27	20	18	27	25	9		17	1 94.7	4	5 925	
	26	18	12	6		18	10	7	18	18	8		6	2 56.6	7	3 357	
	27	19	5	13	1	19	15	9	18	18	7		12	2 25.0	1		
	28	12	3	8		11	7	6	11	10	5		7	1 94.2	2		
	29	57	4	52		57	54	38	56	56	29		47	1 75.7			
	30	35	6	27		34	33	22	33	33	15		26	2 10.7	3	3 500	
	31	9				9		9	9	9	4	4	9	1 48.8			
	32	21	3	18		21	20	19	21	21	15		17	2 45.2	2		
	33	12	1	11		12	10	10	12	10	5	3	10	2 06.0			
	35	17	2	15		17	11	9	17	17	5		15	2 38.6			
	36	2				2											
	37	2				2											
	38	2				2											
	39	7		7		7	7	7	7	7	6		7	1 38.5			
	40	19	2	17		17	12	10	19	16	8		15	1 82.6	1		
	41	13		13		13	10	6	13	13	7		13	1 72.3			
	42	10		10		9	9	9	10	9	2	7	9	2 40.0			
	46	3	2	1		1			3	1					1		
	47	7		6		7	7	7	6	6	2	3	6	2 65.0			
	48	22	1	20		22	22	22	21	21	11		19	1 84.2	1		
	49	24		22		23	21	17	23	23	5		20	1 74.5			
	51	20	3	17		17	1	1	20	17			15	4 65.3			
	52	15	1	14		15	9	8	15	15	7		13	1 81.5			
	53	24	4	19		24	17	17	23	23	9		18	2 03.3	1		
	54	2				2											
	55	1				1											
	57	1				1											
	62	16		12	1	15	14	14	12	12	4	11	12	2 16.6			
	63	14		13	1	13	12	1	13	13	5		12	3 59.1			
	64	2				2											
	65	3		3		3	3	1	3	3			3	5 33.3			
20	2	8	5	2		8	3	3	7	7	2		2		5	2 200	
	3	9	3	6		9	7	7	9	9	5		6	3 05.0	2		
	4	2				2											
	5	27	8	17	1	22	13	3	25	25	10	1	18	2 37.7	8	2 237	
	6	14	9	5		12	5	3	14	14	3		5	1 78.0	7	2 485	
	7	2				2											
	8	2				2											
	9	40	19	21		38	7	1	40	40		1	19	4 81.5	10	6 950	
	10	30	18	12		29	2		30	30		1	10	5 65.0	11	10 136	
	13	1				1											
	16	23	6	16	1	22			22	22			16	5 05.0	5	8 000	
	17	7	1	5	1	7	5	5	6	6		4	6	2 16.6			
	18	1				1											
	19	7	2	4	1	7	1	1	6	6	1	1	4	3 87.5	2		
	20	24	9	15		24	7	1	24	24	1	1	15	4 66.0	2		
	21	149	6	135		137	31	31	141	129	7	3	122	9 75.2			
	23	4				4			7	7			4	2 95.0	2		
	24	55	10	44	1	54	21	1	54	54	1		37	4 20.5	5	5 500	
	25	10	3	7		10	3	3	10	10			7	5 14.2	2		
	26	3		1		3			3	3			1		1		
	28	78	9	68	1	77	1	1	77	77	1	2	69	5 50.2			
	29	162	8	150	1	160	15	1	158	153	1	1	144	5 95.9			
	30	59	8	45	4	58	17	4	53	53	2	3	48	4 97.7	3	5 833	
	31	21	5	16		21			21	21		1	15	6 06.6	4	2 500	
	32	1				1											
	33	19	2	17		17	8	7	19	19	1	19	17	2 87.0	2		
	34	10	1	9		10	9	9	10	10	2		9	2 05.5	1		
	35	52	8	42	2	51	15	4	50	49	2	1	43	4 43.7	1		
	36	56	11	43	2	56	15	15	54	54	1		45	4 25.3	5	5 100	
	37	37	12	23	2	37	13	4	35	35	3	2	24	4 63.8	3	9 733	
	38	19	6	13		19	7	1	19	19			11	5 33.6	4	9 000	
	39	64	15	44		62	6	4	59	59	1		44	6 61.1	9	10 277	
	40	52	7	45		52	3	2	52	52			43	5 79.7	3	8 666	
	41	40	13	26		38	9	2	39	36			25	4 61.2	4	12 000	
	42	62	4	40	1	60	24	24	44	41	5		44	5 88.4	1		
	43	54	14	40	5	53	26	26	54	54	4		38	4 61.3	9	5 944	
	44	2				2											
	46	34	9	24		33	26	26	33	32	2		24	4 22.9	7	7 071	
	47	20	7	12		20	7	6	19	18			12	4 37.5	4	9 125	
	48	28	8	20		26	6	6	28	26	2	1	19	6 17.8	4	10 750	
	49	26	11	13		26	6		24	24		1	13	5 48.4	5	9 400	

¹For renter - occupied dwelling units and vacant nonseasonal not dilapidated units, for rent.

²For owner - occupied dwelling units and vacant nonseasonal not dilapidated units, for sale only.

Table 3.—CHARACTERISTICS OF HOUSING FOR CENSUS TRACTS, BY BLOCKS: 1950—Con.

Table with columns: Census tract, Block, All dwelling units by occupancy and tenure (Total, Owner occupied, Renter occupied, Vacant non-seasonal not dilapidated, for rent or sale, Other vacant and non-resident), All dwelling units by condition and plumbing facilities (Number reporting, No private bath or dilap., No running water or dilap.), Occupied dwelling units (Total, Persons per room (Number reporting, 1.51 or more), Occupied by non-white), Contract monthly rent (Number reporting, Average monthly rent (dollars)), Value of one-dwelling-unit structures (Number reporting, Average value (dollars)).

1For renter - occupied dwelling units and vacant nonseasonal not dilapidated units,for rent. 2For owner - occupied dwelling units and vacant nonseasonal not dilapidated units,for sale only.

HOUSING—BLOCK STATISTICS

Table 3.—CHARACTERISTICS OF HOUSING FOR CENSUS TRACTS, BY BLOCKS: 1950—Con.

Census tract	Block	All dwelling units by occupancy and tenure					All dwelling units by condition and plumbing facilities			Occupied dwelling units			Contract monthly rent ¹		Value ² of one-dwelling-unit structures		
		Total	Owner occupied	Renter occupied	Vacant non-seasonal not dilap., for rent or sale	Other vacant and non-resident	Number reporting	No private bath or dilap.	No running water or dilap.	Total	Persons per room		Occupied by non-white	Number reporting	Average monthly rent (dollars)	Number reporting	Average value (dollars)
											Number reporting	1.51 or more					
22	28	81	35	46					81	53	3		43	4 55.5	2		
	29	34	6	26		2		32	31	5		24	51.54	3	51.66		
	30	4	1	3				4	4			3	33.33				
	31	10	1	8	1			10	1	1		9	8	58.50			
	32	22	3	18	1			21	3	1		1	18	39.16			
	33	30	5	25				29	11	1		30	25	35.20	2		
	34	29	5	21		3		29	18	1		33	14	26.90	4	51.25	
	35	60	5	52	1			54	20	3		22	9	39.48			
	36	54	5	50	1		1	58	39	3		10	1	54	35.25	1	
	37	35	4	31	4			35	18	3		7	1	30	31.40	2	
	38	19	1	18				19	5			2		17	29.52	1	
	39	30	4	26				30	20	2		5	10	24	26.70		
	43	13	1	12				13	9	1		5	6	12	31.58	1	
	44	3		3				2	1					2			
	45	24	4	20				24	10	6		5	6	19	30.94	3	6.666
	46	7	1	6				7	7					6	43.00	1	
	47	9	2	8				7	3	3		3		6	20.50	1	
	48	56	2	53	1			56	35	3		3		52	51.98		
	49	99	3	6				8	4					6	54.33		
	50	8	1	7				6						7	60.00		
	51	4	1	3				3	2	2				3	23.33		
	52	2															
	53	42	3	35	3	1		41	14	11			5	37	41.51	2	
	54	44	4	40				40	20	18			6	38	39.44	3	13.333
	55	4	2	1	1			4		3				2			
	56	1															
	57	2															
	59	8	1	6		1		6	3	3				4	57.00		
	61	10		10				8	4	2			4	10	31.20		
	62	2															
	63	3	1	2				3	2				2	2		1	
	64	1															
	68	7		7				6	6	2			7	7	14.57		
	69	14	1	7	7	7		14	10	3			10	7	27.20		
	70	6		4	4	1		6	5	1			1	5	15.40		
	71	12	4	8				11	1	1			4	6	29.66	2	
	73	5		3		2		4	2	1			1	2			
	75	40	2	37	1			40	6	6			5	37	59.83	1	
	76	37	3	34				30	5	4			1	34	49.88		
	78	18	3	15				18	3	2			2	14	44.21	1	
	79	24	2	22				22	6	5			3	22	51.90	1	
	80	29	5	23		1		29	12	4			4	22	49.31	2	
	81	38	8	30				38	18	4			2	30	43.66	2	
	82	50	3	47				48	6	6			5	45	59.60		
	83	47	3	37	2	5		47	20	5			4	36	51.05		
84	70	5	59	6			66	34	12			3	56	41.76			
87	6		6				6	6	6			3	6	20.50			
88	108		108				105	1	1			1	107	29.57			
89	17	1	8	8			15					2	8	37.00	1		
90	9	2	7				9					2	6	47.83	1		
91	56	9	39	7	1		55	23	6			5	5	37	38.35	2	
92	40		33				39	26	8			4	32	33.71	3	7.000	
93	52	12	39	1			48	15	11			5	39	37.41	3	4.500	
94	47	12	35				46	23	14			4	34	30.88	5	5.460	
95	17	1	169	1			168					3	167	30.28			
96	1																
98	59	1	57	1			53	2					58	30.06			
99	17	8	9				13	3	1			2	8	25.75	4	5.250	
100	51	6	35	5	5		50	29	19			4	35	34.08			
101	20	4	16				20	11	7			6	14	47.78	1		
102	1																
103	11	3	8				11	1				1	7	35.42	2		
106	14	5	8	1			12	5	1			2	7	27.28	2		
107	10	3	7				10	2				1	7	57.85	1		
108	31		31				17	15	5			11	29	23.10			
109	38		38				35	35	3			12	38	33.13			
111	9		9				9	9	1			3	9	32.00			
113	47	4	43				45	42	7			10	43	18.83	3	3.900	
116	7		7				7	7				1	7	20.40			
23	1	19	10	9			18	6	2				9	4 3.66	6	5.283	
	2	28	16	12			27	11	5				12	34.16	12	4.250	
	3	24	7	16		1		23	7	1			14	44.28	4	3.250	
	4	41	18	23				39	20	9			23	36.47	4	5.125	
	5	17	8	9				17	5	1			9	37.88	5	4.500	
	6	32	9	23				31	15	3			22	33.81	7	6.928	
	7	41	14	22	5			41	26	1			21	42.80	10	5.450	
	8	30	6	21		3		30	21	20			21	29.00	3	1.833	
	10	29	9	20				29	20	15			19	33.84	4	5.700	
	11	26	12	9	5			24	9				14	41.57	3	5.666	
	12	26	3	22		1		25	4				22	34.68	1		
	13	12	6	5	1			11					6	33.16	4	5.875	
	14	35	14	20		2		33	14	3			18	36.22	8	5.687	
	15	32	19	13				28	6				11	35.90	12	6.500	
	16	35	15	18	1	1		35	14	4			19	44.26	8	6.750	
	17	26	18	8				26	2				8	39.37	14	7.664	

¹For renter - occupied dwelling units and vacant nonseasonal not dilapidated units, for rent.
²For owner - occupied dwelling units and vacant nonseasonal not dilapidated units, for sale only.

Table 3.—CHARACTERISTICS OF HOUSING FOR CENSUS TRACTS, BY BLOCKS: 1950—Con.

Census tract	Block	All dwelling units by occupancy and tenure					All dwelling units by condition and plumbing facilities			Occupied dwelling units			Contract monthly rent ¹		Value ² of one-dwelling-unit structures			
		Total	Owner occupied	Renter occupied	Vacant non-seasonal not dilap., for rent or sale	Other vacant and non-resident	Number reporting	No private bath or dilap.	No running water or dilap.	Total	Persons per room		Number reporting	Average monthly rent (dollars)	Number reporting	Average value (dollars)		
											Number reporting	1.51 or more					Occupied by non-white	
23	18	45	14	30	1				44	15								
	19	32	16	15	1				32	7	1							
	20	35	11	23		1			35	10								
	21	37	17	19	1				37	8	1							
	22	19	9	9	1				19	8								
	23	28	9	19					28	11		8						
	24	26	2	23		1			26	24	22	2		17				
	25	11	3	8					11	11								
	26	14	3	9	1		1		14	9	2							
	27	35	13	21	1				35	9							51.00	
	28	11	5	6					11	11							4	65.00
	29	37	8	28	1				36	13	8						8	55.62
	30	48	14	33	1				47	14							5	62.40
	31	34	21	12	1				32	3	1						13	81.53
	32	28	20	8					28	3							10	69.70
	33	22	18	4					21	2							16	57.43
	34	21	1	20					20	5	2							
	35	28	6	22					26	13	6							
	36	18	8	10					18	1	1							
	37	7	1	6					7	6	6							
	38	6	2	4					6	2								
	40	53	7	32	11		3		51	19	6							
	41	24	5	19					24	12	10							
	42	69	2	45	1		1		69	44	38							
	43	25	17	8	1				25	3								
	44	11	1	10			1		11	9	2							
	45	32	11	21			1		31	3	3							
	46	37	12	25			1		37	3	3							
	47	30	13	17			1		30	9	1							
	48	62	12	49			1		62	28	28							
	50	11	1	10			1		11	6	4							
	51	5	1	4			3		5	25	25							
	52	14	6	8					13	9	9							
	53	31	18	13					31	14	2							
	54	33	17	14	1		1		32	11	7							
55	59	17	42					56	11	8								
24	1	40	16	21	3			39	7	2								
	2	31	16	14	1			31	8	1								
	3	23	13	10				23	1									
	4	20	14	6				20	2									
	5	16	11	4				15	2									
	6	19	10	7				16	2									
	7	37	18	17	2		1		36	7								
	8	40	15	23	1		1		37	19	4							
	9	27	14	13					26	6								
	10	27	16	10	1				27	2	1							
	11	30	19	10			1		30	5								
	12	32	16	15			1		32	5	1							
	13	4	4	7					10									
	14	45	25	18			2		44	3								
	15	29	18	10			1		25	2								
	16	26	13	11			1		25	5								
	17	23	17	5			1		23	1								
	18	31	16	15					31	5								
	19	52	18	32	1		1		52	1								
	20	36	18	18					36	4								
	21	36	17	18			1		36	5								
	22	27	16	11					25									
	23	32	19	13					30									
	24	39	20	19					39									
	25	41	18	23					41	11								
	26	51	17	34			1		51	6								
	27	28	15	11					26	3	2							
	28	29	15	11			1		29	3								
	29	30	19	11					29	4	4							
	30	30	18	11	1				29	1								
	31	29	15	13			1		29	4								
	32	27	18	8			1		27	7								
	33	38	16	19			1		36	9	1							
	34	38	18	20					38	8								
	35	38	17	20					38	1								
36	20	13	7					25	1									
37	26	13	7					20	7									
38	39	11	23			5		39	4									
39	30	23	7					28	7									
40	33	17	15			1		33	2									
42	19	10	9					19	6									
43	32	7	22			2		32	3	1								
44	23	8	15					23	4									
45	23	9	18					27	13									
25	1	4	4					4										
	2	32	30	2				28										
	3	31	24	7				30										

¹For renter - occupied dwelling units and vacant nonseasonal not dilapidated units, for rent.
²For owner - occupied dwelling units and vacant nonseasonal not dilapidated units, for sale only.

HOUSING—BLOCK STATISTICS

Table 3.—CHARACTERISTICS OF HOUSING FOR CENSUS TRACTS, BY BLOCKS: 1950—Con.

Census tract	Block	All dwelling units by occupancy and tenure				All dwelling units by condition and plumbing facilities			Occupied dwelling units			Contract monthly rent ¹		Value ² of one-dwelling-unit structures		
		Total	Owner occupied	Renter occupied	Vacant non-seasonal not dilap., for rent or sale	Other vacant and non-resident	Number reporting	No private bath or dilap.	No running water or dilap.	Total	Persons per room	Occupied by non-white	Number reporting	Average monthly rent (dollars)	Number reporting	Average value (dollars)
25	4	16	13	2		1	16	1	15	11				12	591.6	
	5	35	24	10		1	30	2	34	33		2	44.66	21	528.5	
	6	9				9										
	12	22	13	9			17	1	22	22	1	9	40.33	12	545.8	
	13	158	76	79	3	1	155	57	155	154	5	7	47.64	41	615.6	
	14	61	14	43	3		61	35	4	57	57	4	40.77	7	714.2	
	15	37	20	17			37	12	3	37	37	2	47.86	10	515.0	
	16	52	31	20	1		51	16	1	51	51	2	39.30	20	637	
	17	28	13	15			28	9		28	28	2	40.00	6	602.5	
	18	30	17	13			30	8		30	30	1	42.18	10	705.0	
	19	47	23	23	1		47	20	2	46	46	1	40.83	12	485.8	
	20	56	23	32	1		56	22	3	55	55	4	42.90	11	654.5	
	21	11	8	3			10			11	11		60.00	7	857.1	
	22	34	18	16			34	26	2	34	34	4	38.62	12	387.5	
	23	9	4	5			9	6	6	9	9	3	29.80	3	300.0	
	24	47	22	25			47	31	15	47	47	3	24.75	14	417.8	
	25	12	8	4			12	9	9	12	12	1	34.75	7	350.0	
	27	29	12	15		2	28	21	17	27	27	8	17.20	11	379.0	
	28	53	14	38	1		53	32	26	52	52	10	32.66	13	411.5	
	29	64	23	41	1		64	44	28	64	64	9	29.25	19	354.7	
	30	47	12	35			47	14	9	47	47	12	47	11	450.0	
	31	87	45	42			86	11	1	87	87	3	86	42	455.2	
	32	61	20	41			60	3	1	61	59	13	40	18	396.1	
	33	14	3	11			14	7	7	14	14	3	11	3	366.6	
	34	9	6	2			9	2		8	8		6	5	670.0	
	36	8	6		1		8			6	6		6	7	544.2	
	37	8	4	3	1		8			7	7		2	4	422.2	
	38	100	42	58			98	47	29	100	99	20	97	31	452.2	
	39	46	32	14			46	14	2	46	46	5	13	30	353.0	
	40	46	32	14			45	11	7	46	46	1	45	32	332.5	
	41	17	13	4			17	1		17	17		17	11	336.3	
	42	23	3	19	1		22	3		22	22	5	22	2	330.0	
	43	45	24	18	1	2	43	7	5	42	42	8	41	22	330.0	
	44	27	17	9	1	1	27	4	1	26	26	8	17	17	388.8	
	26	1	64	38	22	4	63	36	3	60	60	14	24	42.54	14	650.0
		2	5	4	1		5	2	1	5	5		1		3	333.3
		3	3	3			3			3	3				2	366.6
		4	3		1		3			3	3				2	
		5	2				2			2	2					
		6	11	10	1		11	1		11	11				7	661.4
		7	27	27			27			27	27				26	658.8
		8	34	25	9		34			34	34	1		48.66	19	1001.5
		9	24	14	9	1	24	7	1	23	23	1	8	39.00	7	1385.7
		10	17	9	8		17	3		17	16		8	38.00	6	608.3
11		29	21	8		29	10		29	29		8	30.75	17	707.0	
12		28	17	11		28	2		28	27	1	11	38.90	8	525.5	
13		23	15	8		22	5		23	22		8	44.25	10	710.0	
14		9	5	4		9	2		9	9	1	4	50.00	5	820.0	
15		26	16	9	1	26	8	1	25	25		9	41.32	9	521.1	
16		32	22	10		32	5		32	32	1	8	41.25	12	615.6	
17		7	5	1		7			6	6		1	1	3	1100.0	
18		28	23	5		28	1	1	28	27		5	60.00	17	1179.4	
19		37	33	3		36	4		36	36		3	55.00	31	849.0	
20		18	16	1	1	18			17	17		1		17	822.3	
22		17	17			17			17	17				17	911.7	
23		18	17	1		18			18	18		1		17	837.0	
24		36	28	8		36	3	2	36	35			51.85	23	894.7	
25		22	21	1		22			22	22				21	1435.7	
26		31	19	12		31	7		31	31	1	12	43.16	12	670.8	
28		42	17	24	1	41	9		41	41		12	47.91	9	522.2	
29		57	39	18		56	9	2	57	56	5	17	42.05	27	652.9	
30		47	36	11		45	6		47	46		11	48.54	26	836.5	
31		28	23	4	1	28	2		27	27		4	46.25	20	1008.5	
32		40	35	5		39	1	1	40	37		4	45.25	34	936.4	
33		15	14	1		15			15	15				1	973.0	
34		8	8			8			8	8				1	891.2	
35		17	17			17			17	17				17	817.0	
36		36	21	15		36	2		36	33		15	40.33	18	838.8	
37		28	25	3		28	4		28	28		3	51.00	23	858.2	
38		30	15	15		29	1	2	30	29	2	14	42.35	9	577.7	
39		9	3	6		9			9	9			42.00	2		
40		16	13	3		15	3	1	16	16	1	3	51.00	11	622.7	
41		25	18	7		25	3		25	25		7	54.71	18	716.6	
42		12	11	1		12			12	12				10	610.0	
43		9	9			9			9	9				9	592.2	
27		1	8	4	4		8	7	5	8	8		4	152.5	6	440.0
		2	135	80	53		135	38	11	133	133	26	9	37.56	4	406.6
		3	50	31	19		49	21	8	50	49		18	31.00	30	443.3
	4	6	4	1	1	5			5	5				5	350.0	
	5	41	25	15	1	41	18	9	40	39		14	35.71	23	372.5	
	6	30	6	23		29	19	7	29	29		20	25.45	4	267.5	
	7	21	2	18	1	20	17	10	20	18		18	24.11	2		

¹For renter - occupied dwelling units and vacant nonseasonal not dilapidated units, for rent.
²For owner - occupied dwelling units and vacant nonseasonal not dilapidated units, for sale only.

Table 3.—CHARACTERISTICS OF HOUSING FOR CENSUS TRACTS, BY BLOCKS: 1950—Con.

Census tract	Block	All dwelling units by occupancy and tenure					All dwelling units by condition and plumbing facilities			Occupied dwelling units			Contract monthly rent ¹		Value ² of one-dwelling-unit structures		
		Total	Owner occupied	Renter occupied	Vacant non-seasonal not dilap., for rent or sale	Other vacant and non-resident	Number reporting	No private bath or dilap.	No running water or dilap.	Total	Persons per room		Occupied by non-white	Number reporting	Average monthly rent (dollars)	Number reporting	Average value (dollars)
											Number reporting	1.51 or more					
27	8	7	4	3			7	3	2	7	7						
	9	41	25	14			41	28	19	39	39						
	10	40	16	22	1	1	38	11	1	38	38						
	11	228	3	22	3		228	1	1	225	225	14	2	220			
	12	14	4	10			13	9	1	14	12						
	13	45	30	15			45	28	18	45	44	10					
	14	6	3	3			6	3	2	6	6						
	15	12	6	6			12	9	7	12	12						
	17	22	7	14		1	22	7	3	21	20						
	18	20	13	7			20	8	5	20	20						
	19	10	10				10	2	1	10	10						
	20	46	26	18	2		46	8	1	44	44						
	21	45	32	13			45	6	4	45	44						
	22	44	27	15	1	1	44	14	3	42	42						
	23	34	21	13			34	9	9	34	34						
	24	56	33	23			52	20	19	56	55						
	25	25	15	10			25	9	9	25	25						
	26	36	18	18			34	18	18	36	36						
	27	48	33	13		2	47	20	20	46	46						
	28	20	13	6	1		20	5	2	19	19						
	29	89	74	12	3		88	22	6	86	85	10					
	30	25	25				25	1	1	25	25						
	31	6	5	1			6	1	1	6	6						
	33	17	13	2		2	16	4	3	15	15						
	34	11	8	1	1	1	11	2	2	9	8						
	35	17	17				16			17	16						
	36	12	7	4	1		12			11	11						
	37	9	7	1		1	9	2	2	8	8						
	38	4	4				4			4	4						
	39	45	33	11	1	1	43	16	12	44	43						
	40	11	9	2			11			11	11						
	41	23	18	5			23	2	2	23	23						
	42	18	17	1			18			18	18						
	43	27	22	1	3	1	27			23	23						
	44	27	27				27			27	27						
	45	3		3			3	2	1	3	3						
	47	13	10	3			13	2	1	13	13						
	48	2					2			2	2						
	49	14	10	4			14	3	3	14	14						
	50	14	10	4			14	5	4	14	14						
	51	47	36	11			47	7	1	47	47						
	52	5	3	2			5	1	1	5	5						
	53	23	17	6			23	2	2	23	23						
	54	35	22	12	1		34	6	2	34	34						
	55	9	7	2			9	1	1	9	9						
	56	24	10	10	4		24	2	2	20	20						
	57	9	5	2		2	8	3	3	7	7						
	58	21	14	6		1	21	7	3	20	20						
	59	19	12	7			19	7	1	19	19						
	60	21	14	6		1	21	1	1	20	20						
	61	64	39	21	1	3	63	16	1	60	60						
	62	12	9	3			12	2	2	12	12						
	63	13	4	9			13	4	1	13	13						
	64	40	30	10			40	9	6	40	40						
	65	44	28	15	1		43	13	2	43	43						
	66	38	18	18	1	1	38	13	2	36	36						
	67	36	26	10			36	7	2	36	36						
	68	35	18	14	1	2	35	8	5	32	32						
	69	125	70	54	1		125	35	19	124	123						
	70	37	20	17			36	12	5	37	37						
	71	34	19	13	1	1	33	12	3	32	32						
	72	29	18	10	1		29	6	2	28	28						
	73	4	1	3			4			4	4						
	74	11	4	7			11	2		11	11						
	75	4	4				4			4	4						
	76	34	15	19			32	8		34	32						
	77	70	37	32		1	68	26	22	67	67						
	78	52	19	33			50	33	20	52	52						
	79	41	20	19	1	1	40	10	3	39	39						
	80	49	23	24	1	1	49	17		47	45						
	81	10	5	5			9	3	2	10	10						
	82	14	7	7			12	1	1	14	14						
	83	15	3	12			15	3	2	15	15						
	84	18	8	10			16	8	7	18	16						
	85	8	1	7			8	3	2	8	8						
	86	9	1	8			9	2	2	9	9						
	87	15	7	8			13	2	2	15	14						
	88	6	5	5			6	3		6	6						
	89	4	4	4			4			4	4						
	90	3	3				3			3	3						
	91	15	11	4			15			15	15						
	92	14	7	7			14			14	14						
	93	22	11	11			22	3	2	22	21						
	94	12	7	5			12	3	3	12	11						
	95	9	5	1		3	9	3	2	9	6						
	96	10	6	4			10			10	10						
	97	4	1	3			4			4	4						

¹For renter - occupied dwelling units and vacant nonseasonal not dilapidated units, for rent.
²For owner - occupied dwelling units and vacant nonseasonal not dilapidated units, for sale only.

HOUSING—BLOCK STATISTICS

Table 3.—CHARACTERISTICS OF HOUSING FOR CENSUS TRACTS, BY BLOCKS: 1950—Con.

Census tract	Block	All dwelling units by occupancy and tenure					All dwelling units by condition and plumbing facilities			Occupied dwelling units			Contract monthly rent ¹		Value ² of one-dwelling-unit structures	
		Total	Owner occupied	Renter occupied	Vacant non-seasonal not dilap., for rent or sale	Other vacant and non-resident	Number reporting	No private bath or dilap.	No running water or dilap.	Total	Persons per room		Number reporting	Average monthly rent (dollars)	Number reporting	Average value (dollars)
											Number reporting	1.51 or more				
28	3	1														
	4	4		4		4	3		4	4		2				
	5	4	2	2		4	1	1	4	4		2				
	6	2														
	11	18	11	7		18	8	1	18	18	3	7	321.4	7	4271	
	12	10	5	5		10	5		10	10	1	3	366.6	3	5500	
	13	29	17	12		29	8	1	29	29	2	12	604.1	14	4564	
	14	29	18	11		29	10	3	29	29	1	11	400.0	16	4093	
	15	33	23	10		33	11		33	33	1	9	358.8	14	4664	
	16	3	3			3			3	3				3	8333	
	17	6	3	2		6			5	5		1		3	4500	
	18	33	21	10	1	32	13		31	31	3	11	370.9	15	4646	
	19	16	10	6		16	5	1	16	16	7	5	290.0	8	4875	
	20	15	13	2		15	4		15	15	1	2		8	4750	
	21	25	13	11	1	25	14	4	24	24	4	11	321.8	11	4172	
	22	16	10	5		16	9	3	15	15	1	5	264.0	10	2720	
	23	12	7	5	1	12	5	1	12	12	1	5	196.0	6	4083	
	24	17	8	9		17	13	4	17	17	3	8	362.5	4	2750	
	25	15	9	6		14	2		15	15		6	306.6	7	4285	
	26	10	7	3		10	6	2	10	10	1	2		5	3800	
	27	16	5	10		16	7	5	15	14	2	10	268.0	1		
	28	19	7	12	1	19	4	1	19	19	2	9	318.8	4	4250	
	29	27	13	13	1	27	17	1	26	26	1	14	297.8	5	5600	
	30	27	16	11		27	9	1	27	27	2	11	318.1	11	5090	
	31	20	11	9		20	5		20	20	1	9	390.0	8	4750	
	32	27	15	11	1	26	5	1	26	26	1	11	317.2	10	4850	
	33	21	12	9		21	7	1	21	19	2	8	381.2	7	5828	
	34	9	4	5		8	1		9	8	2	3	423.3	1		
	43	42	3	38	1	39	29	9	41	40	9	3	421.8	1		
	44	57	6	50	1	56	43	28	56	54	11	4	365.3	2		
	45	45	6	38	1	45	25	11	44	44	4	3	417.5	2		
	46	34	4	29	1	32	26	2	33	32	1	28	436.0	1		
	47	37	2	30	1	32	26	2	32	32	9	29	392.0			
	48	40	6	33	4	40	33	10	39	38	6	32	380.9	2		
	49	30	3	26		30	23	13	29	29	5	26	420.7	2		
	50	67	12	52	2	67	41	16	64	64	8	2	413.9	5	7460	
	51	59	10	44	3	58	43	23	54	53	14	45	411.5	4	8100	
	52	21	6	12		21	1	1	18	18	1	11	398.1	1		
	53	20	11	8	1	20	1	1	19	19		8	625.0	9	6111	
	54	13	1	6	1	13	2		7	7	1	7	414.2	1		
	55	26	6	20		26	6	2	26	26	3	18	375.5	3	4666	
	56	37	12	25		36	4	4	37	37	7	24	395.0	11	6927	
	57	11	5	5	1	11	7	5	10	10	2	5	346.0	3	4833	
	59	20	8	12		20	20	18	20	20	2	9	296.6	4	5375	
	60	30	15	15		27	11	7	30	30	1	13	385.3	8	4912	
	61	38	11	27		37	17	11	38	38	8	26	377.6	4	6625	
	62	9	2	7		9	2		9	9	1	7	461.4	1		
	63	21	7	14		21	15	10	21	20	3	14	545.7	4	3875	
	64	19	14	5		19	14	14	19	19	1	5	356.0	11	4772	
	65	28	12	16		28	24	23	28	28	3	26	204.0	10	2770	
	66	4	4			4			4	4				4	5125	
	67	21	7	14		21	17	13	21	21	2	14	225.7	3	4733	
	68	20	6	14		20	2		20	20		14	320.0	3	6633	
	69	23	11	12		23	1		23	23		12	508.3	7	5785	
	70	29	12	17		29	8	2	29	29	1	16	373.1	8	4825	
	71	9	4	5		9	5	3	9	9	2	3	200.0	1		
	72	34	11	20		33	3	3	31	31	3	19	437.3	9	4888	
	73	30	18	12	3	30	1		30	30	1	12	332.5	12	5225	
	74	10	5	4		10			9	9		4	325.0	4	5125	
	75	40	13	27	1	39	12	1	40	39	2	24	488.7	5	6900	
	76	37	8	29		36	16	7	37	36	2	29	350.6	1		
	77	16	2	13	1	16	11	9	15	15	4	13	378.4	1		
	78	7	1	6		7			7	7		6	316.6	1		
	79	22	5	17		22	10	3	22	22	5	16	331.8	1		
29	2	33	11	17	1	32	8	3	28	28	2	13	453.0	10	6550	
	3	7	3	4		6	4	4	7	6	1	4	245.0	2		
	4	19		18	1	18	17	17	18	18	4	18	153.8			
	5	11		11		11	9	7	11	11		11	181.8			
	6	15	2	13		15	3	3	15	15	3	12	275.8	2		
	7	27	15	12		25	9		27	27	3	9	398.8	7	6628	
	8	21	12	9		20	6		21	21	3	6	281.6	8	6625	
	9	21	11	9	1	19	5		20	19		10	416.0	8	5187	
	11	17	7	10		17	4		17	17	1	9	341.1	6	5833	
	12	13	6	7		13	4		13	13		7	381.4	5	6100	
	13	7	2	5		7			7	7		5	288.0	2		
	16	4	2	2		4	4		4	4		2		1		
	17	17	3	14		17	7	2	17	17	6	12	374.1	1		
	18	13	5	8		13	11	9	13	13	4	8	273.7	3	3666	
	19	2	2													
	20	8	2	6		8	8	8	8	8	4	5	251.6	2		
	22	2	2													
	23	17	6	11		17	5		17	17		10	405.0	3	4833	
	24	28	11	15	2	28	2	2	26	26	4	15	288.6	9	3366	
	25	13	4	7	1	13	2	1	11	11	1	7	322.8	4	3700	
	26	38	4	32	2	38			36	35	8	32	333.4	4	4750	

¹For renter - occupied dwelling units and vacant nonseasonal not dilapidated units, for rent.
²For owner - occupied dwelling units and vacant nonseasonal not dilapidated units, for sale only.

Table 3.—CHARACTERISTICS OF HOUSING FOR CENSUS TRACTS, BY BLOCKS: 1950—Con.

Census tract	Block	All dwelling units by occupancy and tenure					All dwelling units by condition and plumbing facilities			Occupied dwelling units			Contract monthly rent ¹		Value ² of one-dwelling-unit structures	
		Total	Owner occupied	Renter occupied	Vacant non-seasonal not dilap., for rent or sale	Other vacant and non-resident	Number reporting	No private bath or dilap.	No running water or dilap.	Total	Persons per room		Number reporting	Average monthly rent (dollars)	Number reporting	Average value (dollars)
											Number reporting	1.51 or more				
29	27	38	22	15	1	38	6	1	37	37	1	16	43.43	13	6,307	
	28	37	18	19		37	4		37	37		17	36.64	12	6,741	
	29	25	11	14		25	8	4	25	24	1	11	42.36	6	7,583	
	31	23	1	21		23	5	5	22	22	5	21	30.14			
	32	38	7	29		38	9	2	36	36	2	28	38.39	5	4,820	
	33	29	12	17		28	9		29	28	4	17	35.76	3	5,833	
	34	13	8	5		13	4	2	13	13		5	33.00	7	6,642	
	35	12	4	8		12	8	8	12	12	2	8	16.75	4	6,625	
	36	18	3	14		18	14	14	17	17	5	13	20.84	1		
	37	32	6	26		32	19	2	32	32	4	25	44.52	4	6,250	
	30	3	2							3	3		2			
		6	3	1			3	1	1	3	3		6	18.33	1	
		7	8	2	6		8	6	3	8	8		6		1	
8		2										5	24.40			
9		6	1	5		6	5	5	6	6						
12		1							3	3	2	3	9.66			
13		3		3		3	3	3	3	3		3	28.37			
14		9	1	8		9	8	1	9	9		2	25.00			
15		3		3		3	3	3	3	3	2	3				
16		1														
18		5	1	3		4	4	3	4	3	1	2	2			
20		2														
22		1														
23		1														
25		2														
26		2														
27		18		18		18	18	18	18	18	2	16	18	13.61		
27		20	1	16		3	17	17	16	17	2	12	13	16.15		
31		4		4			4	4	4	4	3	4	4	15.75		
32		20	1	18		1	20	20	14	19	2	19	18	21.00	1	
33		9		9			9	8	8	9	2	8	8	23.62		
35		12		12			12	12	12	12	1	10	12	20.91		
36		27	1	26			27	27	27	27	4	26	26	15.46		
37		25	5	19		1	25	14	10	24	2	17	17	23.52	3	
38		44	7	37			44	38	19	44	5	30	37	30.35	3	
39		22	10	11		1	17	15	11	21	9	9	11	23.63	4	
40		30	13	17			25	17	12	30	5	1	16	28.25	8	
41		21	7	13		1	21	20	20	20	6	6	11	35.00	4	
42		20	8	12			20	14	10	20	1	11	11	32.90	4	
43		47	13	34			40	33	32	47	13	18	32	20.25	7	
44		30	1	28		1	30	30	30	29	7	29	28	14.42		
45		25	1	24			23	23	23	25	6	23	23	17.73		
46		6		5			6	6	5	6	6	5	5	16.40	1	
47		17	1	17			17	16	12	17	3	17	17	27.58		
49		4		4			4	4	4	4	1	4	3	24.33		
52		19	1	18			18	18	18	19	3	16	17	22.55		
53		41	3	38			37	37	35	41	10	41	37	17.72	1	
54		31	1	30			31	31	31	31	11	31	30	20.50		
55		36	1	33		2	31	30	30	34	11	20	29	21.68		
56		7		7			7	7	7	7	2	7	6	16.16		
57		20	8	10		1	20	14	4	18	3	10	10	36.70	5	
58		25	3	20		2	24	18	12	23	7	4	20	27.40	2	
59		45	1	44			45	45	45	45	7	42	44	31.56		
60	25	1	24			25	24	24	25	7	18	22	19.45	1		
61	28	1	26		1	26	26	26	27	7	25	23	16.26			
62	27	5	22			27	25	20	27	6	19	21	19.00	4		
63	12	2	10			12	12	11	12	2	11	10	20.50	1		
64	7	1	6			6	6	6	6	4	4	6	8.50	1		
65	27	6	21			27	20	18	27	6	6	21	23.42	6		
66	24	8	16			24	23	22	24	12	13	14	11.85	7		
67	68	13	54		1	68	65	59	67	16	59	50	13.98	11		
68	54	2	52			53	52	52	54	8	53	46	15.10	2		
69	29	1	27		1	28	28	28	27	11	26	26	12.19			
70	24		24			24	24	24	24	4	24	24	16.54			
71	40	9	26		5	37	24	10	35	6	11	26	29.07	6		
72	43	7	34		2	43	27	9	41	4	11	35	27.00	3		
73	30	3	26		1	29	28	28	29	7	13	26	24.38	2		
74	17	1	15		1	17	16	16	16	2	16	15	23.06	1		
75	17	1	16			17	17	17	17	5	16	16	16.37			
76	18	1	17			18	18	18	18	3	18	17	25.47	1		
77	29	4	25			28	28	28	29	3	12	24	25.20	3		
78	31	13	18			31	31	31	31	7	16	16	34.37	7		
79	31	5	26			31	30	29	31	3	23	23	23.17	4		
80	21	9	12			21	19	19	21	5	9	9	24.11	5		
81	32	14	18			31	28	28	32	6	15	15	28.26	9		
82	38	14	23		1	34	32	32	37	2	21	21	35.19	4		
83	16	8	7		1	16	15	15	15	5	7	7	29.85	7		
84	46	17	29			46	32	28	46	15	27	27	33.37	7		
85	1															
86	18	8	9		1	17	15	15	17	4	8	8	24.50	6		
87	38	11	26		1	35	29	29	37	6	25	25	34.72	2		
88	55	12	38		4	55	45	26	50	8	37	37	42.86	4		
89	19	3	16		1	16	16	16	19	4	16	16	33.43			
91	55	5	50			55	40	15	55	17	49	49	29.36	3		
92	13	3	10			13	6	6	13	1	10	10	39.70	1		
93	16	1	15			16	13	13	16	3	15	15	26.33	1		

¹For renter - occupied dwelling units and vacant nonseasonal not dilapidated units, for rent.
²For owner - occupied dwelling units and vacant nonseasonal not dilapidated units, for sale only.

Table 3.—CHARACTERISTICS OF HOUSING FOR CENSUS TRACTS, BY BLOCKS: 1950—Con.

Census tract	Block	All dwelling units by occupancy and tenure					All dwelling units by condition and plumbing facilities			Occupied dwelling units			Contract monthly rent ¹		Value ² of one-dwelling-unit structures	
		Total	Owner occupied	Renter occupied	Vacant non-seasonal not dilap., for rent or sale	Other vacant and non-resident	Number reporting	No private bath or dilap.	No running water or dilap.	Total	Persons per room	Occupied by non-white	Number reporting	Average monthly rent (dollars)	Number reporting	Average value (dollars)
33	3	31	5	24	2	31	4	1	29	29	2	26	434.2	1	4.050	
	4	199	5	11		14	6	1	16	14	1	10	188.0	2		
	5	12	7	7		19	14	6	19	18	6	7	330.0	8		
	6	24	7	16	1	23	20	2	23	23	1	17	339.4	1		
	7	18		17		18	13	11	17	17	1	17	253.5	1		
	8	4	1	3		4	2		4	4		3	483.3	1		
	9	22	4	17		19	16	6	21	18	7	16	335.6	1		
	10	20	2	14		20	12	3	16	16	3	14	341.4	2		
	11	39	7	23	5	39	28	9	30	30	5	27	332.2	4		
	12	29	5	23		29	22	4	28	28	8	23	331.3	4		
	14	5		5		5	1	1	5	5	2	5	350.0	1		
	15	18		18		16	9	9	18	16	2	18	210.0	1		
	16	1														
	20	2														
	22	15	2	13		13	7	2	15	14		13	333.8			
	24	25	1	23		25	19	12	24	24	5	22	191.3			
	25	35	8	27		34	23	6	35	35	11	23	293.4	2		
	26	41	1	40		41	37	24	41	40	14	40	320.7	1		
	27	21	7	13	1	21	15	4	20	20	5	12	400.8	6		
	28	69	10	53	5	68	46	12	63	63	12	53	365.2	3		
	29	36	7	29		34	25	7	36	36	12	29	342.0	3		
	30	41	14	26		41	28	4	40	40	8	22	329.5	3		
	31	40	8	29	2	40	27	14	37	37	12	31	369.3	2		
	32	18	3	15		18	10	3	18	18	1	15	428.6	2		
	33	73	13	57	2	73	49	20	70	70	18	56	333.2	2		
	34	50	12	38		50	40	19	50	50	18	38	326.5	2		
	35	31	4	26	1	30	24	12	30	29	4	25	322.8			
	36	48	7	40	1	48	39	22	47	46	5	40	345.7	2		
	37	24	3	20		24	3		23	23	4	19	252.1			
	43	3		3		3	3		3	3		1				
	44	19	4	15		19	15	11	19	19	1	14	258.5	1		
	45	15	3	12		15	8	2	15	15	2	12	341.6	1		
	46	23	2	21		23	11		23	23	3	19	327.3	2		
	47	85	17	69		85	27	19	86	85	13	63	329.5	12		
	48	78	11	58	3	78	53	11	74	74	9	59	360.3	7		
	49	37	11	25	1	35	11		36	36	2	23	452.1	6		
	50	38	10	28		38	24	3	38	38	3	26	345.3	4		
	51	28	6	21	1	28	23	15	27	27	8	21	334.2			
	52	33	1	27		33	19	1	33	33	1	16	363.7	12		
	53	26	1	23	1	26	24	15	24	24	11	21	324.2	1		
	54	15	2	13		15	12	9	15	15	1	11	256.3	1		
	55	41	12	29	6	41	19	11	32	32	6	19	376.3	7		
	56	63	8	55		60	41	18	63	63	9	52	265.3	2		
57	16		16		15	12	5	16	16	2	14	167.8				
58	35	4	29		31	23	20	35	35	9	31	298.7	2			
59	17	1	16		17	8	2	17	16	2	16	156.2				
64	2		2													
65	2		2													
69	12		12		11	11	11	12	12	5	9	138.8				
70	8	1	7		7	7		8	8	1	6	156.6				
71	33	11	22		32	15	1	33	33	6	21	333.3	5			
72	20	5	15		20	14	6	20	20	3	15	283.3	3			
73	19	5	14		19	7		19	19	2	14	357.8	2			
74	53	8	37	6	52	46	14	45	45	5	42	379.7	3			
75	16	3	13		16	11	4	16	16	6	13	233.8	2			
76	5		5		5	4	3	5	5	3	4	372.5				
77	7		7		7	7		7	7	1	7	127.1				
34	3	1			5	3	3	5	5		5	304.0				
	5	5			9	7	7	9	9	10	8	377.9	2			
	6	3			13	10	1	12	12	1	10	362.0				
	7	2			13	1		21	21	2	19	328.4				
	8	2			20	11	5	29	29	5	18	377.7	4			
	9	10	1	9		27	12		25	1	20	422.0	3			
	10	29		29		27	12		29	1	20	422.0	4			
	11	20		20		20	11		19	1	11	393.6	1			
	12	19		19		19	16	13	19	2	16	198.1	1			
	13	21		21		21	21	21	21	3	19	211.4	3			
	14	1		1		30	24	14	30	29	2	27	228.1	1		
	15	3		3		15	6	1	17	16	3	11	389.0	4		
	16	17		17		35	19		35	35	2	24	333.3	4		
	17	30	1	29		30	15		28	28	3	21	464.2	1		
	18	3		3		25	19	13	26	26	9	22	263.1	2		
	19	4		4		5	1		7	7	5	4	437.3	1		
	20	28		28		41	24	5	40	40	5	29	405.1	2		
	21	41		41		41	39	9	41	41	13	34	420.2	3		
	22	68	10	58	4	66	34	2	64	64	6	58	435.5	2		
	23	9		9		9	9		9	9		9	403.9	9		
	24	102	20	79	3	94	43	1	99	94	12	78	403.9	9		
	25	27	12	15		27	11	5	27	26	2	14	417.1	4		
	26	40	11	29		38	2		39	39	2	21	361.9	8		
27	36	11	25		36	13	3	34	34	6	21	342.8	4			
28	26	9	17	1	26	15	2	26	26	1	17	375.8	5			
29	7		7		5	5	3	7	7	1	7	295.7				
30	3		3		3	1	1	3	3		2		1			
31	1		1		1	1		1	1		2					
32	37	7	30		36	26	2	37	37	3	29	431.3	2			

¹For renter - occupied dwelling units and vacant nonseasonal not dilapidated units, for rent.
²For owner - occupied dwelling units and vacant nonseasonal not dilapidated units, for sale only.

HOUSING—BLOCK STATISTICS

Table 3.—CHARACTERISTICS OF HOUSING FOR CENSUS TRACTS, BY BLOCKS: 1950—Con.

Census tract	Block	All dwelling units by occupancy and tenure					All dwelling units by condition and plumbing facilities			Occupied dwelling units				Contract monthly rent ¹		Value ² of one-dwelling-unit structures		
		Total	Owner occupied	Renter occupied	Vacant non-seasonal not dilap., for rent or sale	Other vacant and non-resident	Number reporting	No private bath or dilap.	No running water or dilap.	Total	Persons per room		Occupied by non-white	Number reporting	Average monthly rent (dollars)	Number reporting	Average value (dollars)	
											Number reporting	1.51 or more						
37	58	16	5	11		16	5		16	16	2	13	10	408.00	5	7,000		
	59	16	13	3		16			16	16		15	3	350.00	13	8,123		
	60	22	12	8		22	5	1	20	20		18	7	360.00	10	6,150		
	61	55	33	19	1	51	14	3	52	50	6	52	17	307.6	29	4,034		
	62	75	34	47	1	75	59	59	71	70	10	71	45	247.5	20	3,635		
	63	23	21	2		23	10	9	23	23	2	23	2		21	4,166		
	64	22	14	7		21	14	14	21	21	1	21	7	435.7	14	4,450		
	65	8	7	1		8	4	4	8	8		8	1		6	5,416		
	66	7	6	1		7	3	3	7	7		7	1		5	4,300		
	67	10	7	3		10	3	3	10	10	1	10	2		7	5,428		
	68	11	7	4		11	11	11	11	11	2	9	4	220.0	7	3,742		
	69	18	12	6		17	16	16	18	18		15	6	303.3	12	3,908		
	70	20	10	9		20	17	17	19	18		8	8	360.0	7	5,000		
	71	29	27	2		29	24	24	29	29		28	2		26	4,400		
	72	29	21	8		28	1		29	29		26	7	354.2	18	4,861		
	73	27	21	5		26	5		26	26		25	5	566.0	19	6,342		
	74	28	15	12		27	6	5	27	26	3	22	12	352.5	8	5,962		
	75	33	21	12		33	5	1	33	33	4	33	12	275.0	20	2,945		
	76	31	17	14		29	9	4	31	31	3	27	14	460.0	14	2,757		
	77	48	27	20	1	48	10	5	47	47	6	27	21	473.8	25	4,816		
	78	89	60	26		87	21	5	86	84	7	12	25	420.4	40	5,642		
	79	47	2	41	1	45	31	26	43	43	9	43	42	189.2	1			
	80	10	1	9		9	1		10	10	1	10	8	292.5	1			
	81	15	3	12		15	2	2	15	15	4	15	12	240.0	2			
	38	1	52	35	16		52	11	4	51	44	3		14	354.2	33	5,469	
		2	22	21	1		21	2		22	21	1				20	5,475	
		3	25	19	6		25	2		25	23	1		4	477.5	17	5,700	
		4	16	5	11		15	9	1	16	15	3	10	10	455.0	1		
		5	63	40	19		62	4	3	59	57	7	33	19	375.2	36	6,150	
		6	2															
		7	18	11	7		18	5		18	18	1		5	430.0	9	7,666	
		8	15	13	2		15	2		15	15			2		11	6,172	
		9	15	10	5		15	2		15	15			5	578.0	8	6,437	
		10	23	10	13		23	1	1	23	23	2		12	323.3	10	6,780	
		11	30	16	14		30	3		30	30			13	426.9	13	5,538	
		12	41	24	17		41	9		41	41	2		15	450.0	19	5,957	
		13	31	21	10		31	4		31	31	1		10	481.0	19	7,263	
14		23	12	10		23	6		22	22	2		10	373.0	9	6,744		
15		14	8	5		13	5	3	13	12	2		3	426.6	6	5,833		
16		47	30	17		46	15	3	47	46	5		16	330.0	20	5,515		
17		31	24	5	1	30	3	3	29	26	2	1	5	532.0	21	5,042		
18		20	12	5		19	4	1	17	17	1		5	406.0	12	6,333		
19		3	3			3			3	3					3	6,066		
20		44	25	18		42	12	1	43	41	1	2	17	394.1	21	5,585		
21		40	19	21		40	14	4	40	40	6	2	17	434.7	14	4,678		
22		35	16	17		35	9	2	33	33	3	5	15	391.3	9	5,777		
23		30	15	14		30	5	1	29	29	2		12	440.8	9	5,166		
24		56	33	22		56	10		55	55		1	21	405.2	21	5,952		
25		48	33	14		47	2	1	47	46	2		13	447.6	28	5,685		
26		19	11	8		19	4		19	19	3		6	516.6	9	4,977		
27		23	14	7		23	7		21	21			6	525.0	8	6,875		
28		27	9	17	1	27	13		26	26	4		16	414.3	5	6,000		
29		13	7	6		13			13	13	1		5	430.0	6	6,416		
30		30	14	16		30	12	1	30	30	5		16	366.2	9	5,177		
31		36	12	22		35	22	4	34	34		1	22	356.8	9	4,944		
32		60	31	27	2	60	17		58	58	9	2	27	409.6	27	5,877		
33		39	14	24	1	39	13		38	38	4	6	24	436.2	10	5,500		
34		78	58	17	1	74	13	2	75	73	4	4	18	381.1	50	5,348		
35		8	6	2		7			8	7			2		4	4,650		
36		6	3	3		6			6	5	1		3	446.6	3	5,766		
37		11	9	2		11			11	10			2		7	5,214		
38	5	2	3		5			5	5			3	326.6	1				
39	15	9	6		15	4		15	14	1		6	316.6	6	5,833			
40	10	5	5		10	3		10	9			5	376.0	4	5,375			
41	19	8	11		19	2		19	19	1		8	352.5	6	5,833			
42	23	16	7		23			23	23			7	378.5	12	6,250			
43	18	11	7		18	1		18	18			5	380.0	9	4,311			
44	4	4			4			4	4					4	6,275			
45	10	8	1	1	10	7		9	9	1	3	1		9	6,777			
46	7	7			7			7	7		6			6	5,850			
47	15	8	5	2	15	6		13	13	1	1	6	420.0	6	5,166			
48	28	22	5	1	28	5		27	27		11	6	283.3	20	5,700			
49	7	6		1	7	1	1	6	6		1			6	4,450			
50	4	1	3		4	3		4	4			3	426.6	1				
52	9	8	1		9	1		9	9		9	1		8	9,987			
53	25	19	6		24	1	1	25	25	1	23	5	476.0	17	5,541			
54	14	11	3		14	1		14	14		12	3	293.3	11	5,681			
55	16	10	6		16	7	4	16	16		12	5	208.0	9	4,333			
39	1	13	9	4		13	4	2	13	13	1	2	4	442.5	8	4,850		
	2	21	12	9		19	7	1	21	20		4	9	388.8	7	5,642		
	3	24	17	7		23	3	1	24	24		6	6	408.3	11	5,972		
	4	18	15	1	1	18	3	2	16	16		2	2		14	5,800		

¹For renter - occupied dwelling units and vacant nonseasonal not dilapidated units, for rent.
²For owner - occupied dwelling units and vacant nonseasonal not dilapidated units, for sale only.

HOUSING—BLOCK STATISTICS

Table 3.—CHARACTERISTICS OF HOUSING FOR CENSUS TRACTS, BY BLOCKS: 1950—Con.

Census tract	Block	All dwelling units by occupancy and tenure					All dwelling units by condition and plumbing facilities			Occupied dwelling units			Contract monthly rent ¹		Value ² of one-dwelling-unit structures	
		Total	Owner occupied	Renter occupied	Vacant non-seasonal not dilap., for rent or sale	Other vacant and non-resident	Number reporting	No private bath or dilap.	No running water or dilap.	Total	Persons per room		Number reporting	Average monthly rent (dollars)	Number reporting	Average value (dollars)
											Number reporting	1.51 or more				
39	95	16	12	4		16	11	9	16	15	4	15	2	12	6491	
	96	7	5	2		7	6	4	7	7	3	7	2	5	2160	
	97	3	3			3	2	1	3	3		3		3	3933	
40	1	7	2	4	1	7	2		6	6	1		5	2		
	2	21	11	9	1	21	1		20	20	1		9	10	5280	
	3	36	7	28	1	35	10	1	35	35	7	4	27	2		
	4	20	8	12		20	8		20	20	1	1	12	3	5600	
	5	19	11	7		19	8	1	18	18	2		7	6	5833	
	6	15	6	9		15	5		15	15	2		8	4	4875	
	7	75	26	46	2	74	19	4	72	72	3		47	19	8457	
	8	31	11	19		30	1	1	30	30	1		19	5	5920	
	9	34	18	16		34	6		34	34	5		15	11	5863	
	10	27	16	11		27	8		27	27	2		11	12	7308	
	11	48	17	30	1	45	9		47	45	3	1	29	8	6937	
	12	9	8	1		8			9	9			6	6	5583	
	13	30	19	11		27	11	11	30	28	2	10	9	15	5880	
	14	64	28	33	1	64	17	13	61	60	7		33	15	7766	
	15	33	15	18		33	18	10	33	32	3		17	10	6750	
	16	25	10	14		23	15	13	24	24	1		14	3	5333	
	17	26	8	18		26	1	1	26	26	1		15	5	5300	
	18	11	5	6		11	2		11	11			6	3	5500	
	19	18	12	6		18	4	2	18	18			5	9	4666	
	20	26	11	15		26	6		26	26	1		15	7	4871	
	21	28	15	13		26	12	7	28	28	1		12	11	5863	
	22	35	19	15	1	35	8	2	34	34			16	10	7080	
	23	13	11	2		12			13	13			2	9	6533	
	24	17	8	9		17			17	17			8	6	7250	
	25	24	14	9		24	3		23	23			8	7	7785	
	26	63	31	31	1	61	11		62	62	1	1	29	19	7210	
	27	47	18	29		47	8	1	47	47	1		29	10	6650	
	28	41	15	26		40	7		41	40	1		24	10	6500	
	29	28	15	13		28	3		28	28			12	8	7375	
	30	58	22	35		57	19		57	56	3		34	7	6928	
	31	29	15	14		29	10		29	29	2		14	7	6785	
	32	33	17	16		31	6	1	33	33			14	13	5753	
	33	65	39	26		64	17	2	65	60	2		24	25	6232	
	34	31	21	10		31	6		31	29		1	9	15	6300	
	35	11	3	8		10	5	1	11	11	1		7	2		
	36	40	19	21		38	17		40	39	4		21	11	6136	
	37	32	18	14		32	12	4	32	32	1		13	12	6291	
38	22	17	5		21			22	22			5	17	6664		
39	13	8	5		13	2		13	13			5	6	6600		
40	7	4	3		7	2		7	7	1		2	3	5666		
41	41	33	18	14	1	32	5	32	32			15	14	5271		
42	33	20	11	1	33	9	1	31	31			13	12	7041		
43	5	3	1		5	1		4	4			1	3	4666		
44	7	2	5		7	4	1	7	7			4				
45	40	13	27		40	18	9	40	40	4		26	9	6355		
46	14	5	9		14	6		14	13	1		9	3	6000		
47	18	12	6		18	3		18	14	1		5	10	7000		
48	22	10	12		22	5	5	22	20	3		11	7	5500		
49	6	2	4		6	1	1	6	6	1		3	1			
41	2	19	10	9		19	13	6	19	19	3	17	6	8	3287	
	3	37	16	21		36	21	15	37	36	3	37	20	12	2791	
	4	18	8	10		18	11	9	18	18	4	17	10	6	2933	
	5	16	4	12		16	5	4	16	16		16	11	4	6000	
	6	48	33	15		44	27	5	48	48	9	48	15	28	3571	
	7	16	11	5		16	4	1	16	16	1	16	5	11	4618	
	8	19	10	9		19	8	7	19	19	1	19	8	7	4214	
	9	20	6	14		20	13	8	20	20	2	20	14	6	3666	
	10	40	11	27	1	34	19	3	38	37	2	29	28	9	4055	
	11	14	12	2		14	6	2	14	14		14	2	10	4100	
	12	22	7	15		22	17	6	22	22	2	21	14	6	4500	
	13	40	4	36		40	1		40	40		12	36	4	3000	
	14	19	8	11		13	8	3	19	19	7		11	6	4583	
	15	18	7	10		17	8	3	17	17	2		10	4	4500	
	16	21	7	12		21	7		19	19	1		13	2		
	18	28	10	17	2	28	9	4	27	27	2		17	4	6875	
	19	19	10	8		18	6	5	18	18	1		7	3	5833	
	20	43	11	29	1	42	13		40	39	1		27	3	4400	
	21	7	2	5		7	1		7	7	2		4	2		
	22	25	11	10		25	14	5	21	21	2	11	10	7	3500	
23	23	8	15		19	8	4	23	22	2	22	15	6	3200		
24	7	2	4		5	3	1	6	6	1	6	4	1			
27	33	24	9		32			33	33	1	32	9	23	4273		
30	30	13	16		29			29	28	2	29	16	12	4050		
31	55	25	27		47	26	16	52	52	9	25	23	17	4188		
32	36	17	14	3	32	19	9	31	31	1	5	17	8	4437		
33	34	13	19		34	13	4	32	31	2	19	17	7	5785		
34	44	19	25	1	40	20	17	44	43	8	42	23	11	4227		
35	9	4	5		8	4	4	9	8		9	5	4	2750		
36	7	4	3		6	1		7	7		7	3	3	5000		
37	67	12	54		66	10	9	66	65	5	65	51	7	5142		

¹For renter - occupied dwelling units and vacant nonseasonal not dilapidated units, for rent.
²For owner - occupied dwelling units and vacant nonseasonal not dilapidated units, for sale only.

HOUSING—BLOCK STATISTICS

Table 3.—CHARACTERISTICS OF HOUSING FOR CENSUS TRACTS, BY BLOCKS: 1950—Con.

Census tract	Block	All dwelling units by occupancy and tenure					All dwelling units by condition and plumbing facilities			Occupied dwelling units			Contract monthly rent ¹		Value ² of one-dwelling-unit structures		
		Total	Owner occupied	Renter occupied	Vacant non-seasonal not dilap., for rent or sale	Other vacant and non-resident	Number reporting	No private bath or dilap.	No running water or dilap.	Total	Persons per room		Number reporting	Average monthly rent (dollars)	Number reporting	Average value (dollars)	
											Number reporting	1.51 or more					Occupied by non-white
42	66	28	10	17		1	28	1	27	27	1	1	17	55.41	6	10,983	
	67	30	15	15			29	1	30	30			15	53.66	8	11,062	
	68	39	12	23	1	3	39	9	35	35	1		23	53.34	5	8,700	
	69	37	20	17			34	4	37	34			16	50.31	11	11,000	
	70	14	9	5			14	1	14	14	1		3	61.00	9	7,500	
	71	61	14	45	2		61	6	59	59	1	1	42	54.26	8	8,625	
	72	23	17	6			23	1	23	23			6	45.33	13	7,100	
	73	56	27	28		1	56	5	55	55		3	25	55.84	17	9,323	
	74	36	13	21	1	1	36	1	34	34	2		20	63.25	6	9,833	
	75	30	3	24	3		30		27	27			27	60.44	3	13,000	
	76	11	10	1			11	2	11	11			1		9	9,666	
	77	26	16	9	1		26	1	25	24	1		8	44.75	14	8,821	
	78	17	12	5			17		17	17			5	70.00	11	9,081	
	79	10	4	4	2		10	1	8	8		1	5	41.60	4	6,950	
	80	8	8				8		8	8					8	11,250	
	81	18	13	4	1		18		17	17			4	76.25	10	11,750	
	82	3	1	2			3		3	3			2		1		
	84	37	2	35			33		37	35			34	60.58			
	85	50	2	48			49		50	50	1		48	60.12	2		
	86	25	10	15			25	4	25	25	2	1	14	44.85	6	9,916	
	87	24	9	14		1	24	3	23	23			14	45.64	5	5,900	
88	26	7	18		1	26	3	25	25			18	42.50	5	7,400		
89	32	10	22			31	3	32	32	1		21	49.85	7	9,285		
90	19	6	12	1		19		18	18			12	44.66	5	8,900		
91	8	4	4			8		8	8	1		4	51.25	2			
43	1	13	6	5		2	13	12	11	11	1	10	5	29.60	6	3,650	
	2	10	5	5			10	9	10	10	3		4	19.25	5	3,020	
	3	1															
	8	1															
	10	5	2	3			1	1	5	1			1				
	11	3	1	2			3	3	3	3	3		2		1		
	14	5	1	4			3	3	5	3		1	2				
	15	7	2	5			7	6	7	7	1		5	26.00	1		
	16	11	2	8		1	11	10	10	10	2		7	24.85	2		
	17	5	3	1		1	5	4	4	4	1				2		
	18	1															
	19	24	19	5			24	24	12	24	24	3	5	27.80			
	20	6	3	3			6	6	5	6	6	1	3	25.66	2		
	21	9	2	6		1	9	5	2	8	8		5	36.00	2		
	22	5	1	4			5	3	1	5	5	1	4	25.00	1		
	23	12	7	5			12	3	1	12	12		5	27.20	5	7,400	
	24	4	3	1			4	4	4	4	4		1		3	5,266	
	26	27	15	11	1		27	10	2	26	26	2	11	29.54	14	3,471	
	27	9	4	4		1	9		8	8			5	56.00	4	5,250	
	28	12	2	10			12	2	2	12	12		9	32.22	2		
	29	15	8	7			15	2		15	15		6	32.16	8	7,875	
	30	3	1	2			3		3	3			2		1		
	31	30	12	17		1	30	6	6	29	29	2	17	40.11	9	9,500	
	32	4	2	2			4	3	1	4	4	2	2		1		
	33	10	7	3			10	5	4	10	10		2		3	5,333	
	34	1															
	35	11	5	5	1		11			10	10	1	5	38.60	3	6,333	
	37	14	9	3	1	1	14			12	12		4	42.50	9	6,388	
	38	20	9	9		2	20			18	18		9	43.88	9	6,055	
	39	6	5	1			6		6	6					5	7,660	
	40	21	17	3	1		21	1	1	20	20		4	41.25	14	5,714	
	41	16	6	10			16	5		16	16	1	10	23.20	6	7,366	
	42	7					7	1	1	7	7		7	24.14			
	43	32	30	2			32			32	32		1		29	5,189	
	44	13	11	2		2	13			11	11		1		13	5,384	
	45	7	7				7			7	7		6		6	5,333	
	46	22	19	3			22	7	3	22	22	1	3	50.00	15	5,513	
47	4	2	2			4			4	4		1		2			
48	3	3				3			3	3		3	22.33				
49	5	2	3			5			5	5		1					
50	29	26	3			28	22		29	29	1	2		4	9,500		
51	5	3	2			4	4	1	5	4		1					
52	54	40	14			54	46	11	54	54	10	1	38.07	2			
53	7	4	2	1		6	6		6	5	1	1		3	5,833		
54	1																
44	1	47	39	5	3	44			44	44	1	2	4	65.00	36	20,847	
	2	48	25	23		47			48	48			20	46.30	15	14,320	
	3	169	10	120	37	2	167	5	130	129	1		118	95.49	8	23,000	
	5	10	10				10		10	10					9	23,777	
	6	17	16			1	17		16	16					16	20,718	
	7	25	24	1			25		25	25					23	20,978	
	8	31	23	7		1	27		30	26		2	1		17	25,705	
	9	18	16	1	1		18		17	17		1	1		12	29,833	
	10	6	6				6		6	6			6		6	31,666	
	11	26	22	3	1		24		25	25	1	1	1		21	20,904	
	12	20	16	4			20		20	19		2	3		13	20,769	
	13	1															

¹For renter - occupied dwelling units and vacant nonseasonal not dilapidated units, for rent.²For owner - occupied dwelling units and vacant nonseasonal not dilapidated units, for sale only.

Table 3.—CHARACTERISTICS OF HOUSING FOR CENSUS TRACTS, BY BLOCKS: 1950—Con.

Census tract	Block	All dwelling units by occupancy and tenure					All dwelling units by condition and plumbing facilities			Occupied dwelling units			Contract monthly rent ¹		Value ² of one-dwelling-unit structures		
		Total	Owner occupied	Renter occupied	Vacant non-seasonal not dilap., for rent or sale	Other vacant and non-resident	Number reporting	No private bath or dilap.	No running water or dilap.	Total	Persons per room		Occupied by non-white	Number reporting	Average monthly rent (dollars)	Number reporting	Average value (dollars)
											Number reporting	1.51 or more					
44	14	17	17			16			17	17						17	23852
	15	9	9			9			9	9						9	22555
	16	6	5	1		6			5	5					5	29500	
	17	1									1						
	18	19	16	2	1	19			18	18	1		3	6833	14	15678	
	19	17	14	3		16			17	16	1		2		11	15636	
	20	51	47	4		51	2		51	48	1		2		44	13331	
	21	30	25	3		30			28	28			1		22	14704	
	22	28	25	1		28	1		26	26			2		24	14550	
	23	33	28	3		31	2		31	29			2		24	15708	
	24	54	42	10	2	53	1	1	52	52	2		3	5828	36	17166	
	25	18	16	2		18			18	18			1		14	26250	
	27	33	31		1	33		1	31	31			2		30	21566	
	28	23	20	3		23			20	20			2		18	23805	
	29	16	16			16			16	16					15	19966	
	30	12	11		1	12		1	11	11					11	20318	
	31	15	14		1	15			14	14					15	18433	
	32	19	18		1	18			18	18					15	18366	
	34	66	37	21	2	66	6	11	58	58	3		1	5145	31	19483	
	35	29	22	4	1	29	13	1	26	26	2		1	3260	15	13166	
	36	36	25	5	2	36	4	1	30	30	2		2	2550	15	15633	
	37	29	22	6	1	29	1		28	28			1	4250	20	13475	
	38	15	14	1		15			15	14					14	12071	
	39	15	13	1	1	15			14	14					12	12833	
	40	23	19	3		22			22	22			3	9666	19	11236	
	41	25	21	3		25			24	24			2		19	12289	
	42	23	19	4		23			23	23			4	6375	18	11944	
	43	21	14	7		20			21	21			4	6200	10	13150	
	44	25	15	10	1	25	6	1	21	21	2		6	5500	11	8909	
	45	33	14	19		33	5		33	33			1	5083	9	8777	
	46	21	14	7		21			21	21			7	4871	11	7318	
	47	18	14	4		18			18	18			4	4000	9	8611	
	48	25	18	7		25			25	24			7	5671	13	8184	
	49	19	13	5	1	19	2		18	18			5	5620	9	11833	
	50	25	12	12		25			24	24			12	5008	9	9444	
	51	8	6	1	1	8	1	1	7	7			2		5	24200	
	52	29	26	1		29			27	27			1		23	15043	
	53	33	26	6	2	33			32	32			5	6400	24	13458	
	54	29	19	10	1	29			29	29			10	4370	14	8642	
	55	37	24	13		37			37	36			13	5284	16	8612	
	56	22	13	7	1	22	1	1	20	20	1	1	8	6087	8	9625	
	57	21	12	8	1	21			20	20			9	4433	9	9000	
	58	45	22	20	3	45			42	42			20	4505	14	7928	
	59	27	14	13		27			27	27			12	5708	13	8038	
60	18	11	7		18			18	18			6	4250	11	6109		
61	9	5	4		9			9	9			3	4500	3	12666		
62	14	9	5		14		1	14	14			5	4400	6	10666		
63	93	34	57	2	90	19	12	91	91	4		4	4892	21	7833		
64	47	9	38		47			47	47			35	4780	7	9875		
65	35	11	24		35			35	35			23	6160	4	6500		
66	35	7	27		35			34	34			26	5165	3	9666		
67	45	14	30		44		2	44	44			30	5030	10	9250		
68	25	18	7		25			24	24			6	5750	16	8281		
69	28	19	7	2	28	1		26	26			7	5014	13	8538		
70	1																
71	12	8	4		12			12	12			4	5875	5	9000		
72	18	18			18			18	16			17		17	10000		
73	32	17	15		30		2	32	30			14	5821	12	8700		
74	23	16	7		23			23	23			7	5642	9	9222		
75	28	16	12		28		3	28	28			12	6166	10	8350		
76	24	12	12		24		5	24	24			1	5191	9	7666		
77	53	11	41	1	53		1	52	52			41	4809	5	10700		
78	25	4	20		23			24	23			21	5738	1			
45	1	3	1	2	3		1	3	3					2		1	6800
	2	20	15	5	20			20	20					5	6300	11	6020
	3	32	20	10	1	32		2	30	30			10	6050	20	6136	
	4	17	12	4		17		1	16	16			7	7214	17	6511	
	5	27	19	8		27		1	27	27			5	5340	20	7970	
	6	27	22	5		27			27	27		1	4	6000	19	7952	
	7	24	18	5	1	24			24	23			4		21	10804	
	8	21	21			21			21	21					17	9311	
	9	29	14	11	4	29			29	25			12	7275	17	9311	
	10	19	2	15	2	17			17	15			14	7000	3	9533	
	11	24	1	20		24			21	21			20	7000	3	9233	
	12	37	13	14	10	37		1	37	35			14	7250	20	9115	
	13	19	9	6		19		2	19	19			5	7600	11	9300	
	14	23	16	5	2	23			23	21			5	7000	18	9422	
15	15	6	5		15			15	15			5	7000	6	9300		
16	23	19	4		23		4	23	23			3	6166	18	10416		
17	18	17			18			18	17					17	8864		
18	17	11	3		17		1	17	14			3	5433	9	6722		
19	21	12	9		21			21	21			9	4677	10	5280		
20	22	13	9		22		5	22	22			8	5375	12	8083		
21	19	14	5		19			19	19			5	5560	13	6807		

¹For renter—occupied dwelling units and vacant nonseasonal not dilapidated units, for rent.
²For owner—occupied dwelling units and vacant nonseasonal not dilapidated units, for sale only.

HOUSING—BLOCK STATISTICS

Table 3.—CHARACTERISTICS OF HOUSING FOR CENSUS TRACTS, BY BLOCKS: 1950—Con.

Census tract	Block	All dwelling units by occupancy and tenure					All dwelling units by condition and plumbing facilities			Occupied dwelling units			Contract monthly rent ¹		Value ² of one-dwelling-unit structures		
		Total	Owner occupied	Renter occupied	Vacant non-seasonal not dilap., for rent or sale	Other vacant and non-resident	Number reporting	No private bath or dilap.	No running water or dilap.	Total	Persons per room		Occupied by non-white	Number reporting	Average monthly rent (dollars)	Number reporting	Average value (dollars)
											Number reporting	1.51 or more					
45	22	1															
	23	2															
	24	6		5	1	4			5	5	1		6	50.50			
	25	20	9	10	1	19	3	3	19	19			6	69.16	7	6.785	
	26	20	16	4		20	2		20	20			3	56.66	15	8.333	
	27	12	7	5		11	1		12	12			4	23.75	6	8.416	
	28	13	10	3		12	1		13	12	1		2	8.787	8	8.787	
	29	19	9	8	2	19	2		17	16			8	49.50	6	7.083	
	30	20	15	4	1	18	1	1	19	17		1	3	61.66	8	7.050	
	31	15	12	3		15			15	15			2		11	8.909	
	32	48	26	19	3	48			45	45	8		22	58.18	24	8.391	
	36	11	8	2	1	11			10	10			3	71.66	6	8.500	
	37	2															
	38	16	5	11		16	2		16	16	1		11	55.72	5	8.800	
	39	20	15	5		20			20	20			5	50.00	15	14.266	
	40	40	11	7	22	40			18	18			29	88.58	7	12.571	
	41	21	11	10		21	1		21	21			10	65.70	7	14.142	
	42	22	12	10		22			22	22			10	63.80	9	11.888	
	43	26	17	8	1	26			25	25			8	65.75	14	15.071	
	44	21	4	16	1	21	5		20	19	1		16	60.06	4	12.000	
	45	33	29	4		33			33	33			4	63.75	26	12.038	
	46	34	27	7		33	1		34	33			7	53.57	27	9.044	
	47	23	16	7		22			23	23			6	7.416	16	7.937	
	48	21	15	5	1	21			20	20			5	59.20	14	7.907	
	49	18	14	3	1	18			17	17			3	43.33	12	8.191	
	50	8	5	3		8			8	8			3	70.66	5	8.680	
	51	16	12	4		16	1	1	16	16			4	62.50	9	8.166	
	52	12	10	2		12			12	12			2		10	7.270	
	53	34	19	15		30			34	34	2		14	50.50	9	9.488	
	55	45	18	26	1	45			44	42	1		26	55.96	2		
	56	28	10	16	2	28			26	26			16	55.12	1		
	57	60	33	24	2	60	1		57	57	2		23	51.52	11	9.681	
	58	16	13	3		15			16	16			2		12	8.875	
	59	67	36	29	1	67	5	1	65	65			26	56.53	33	9.084	
	60	23	13	10		23			23	23	1		9	51.66	6	7.416	
	62	40	37	3		39			40	40			3	61.66	34	12.176	
	63	24	16	8		23	1		24	24			7	68.71	14	13.071	
	64	19	19			19			19	19					19	13.578	
	65	28	27	1		28			28	27			1		24	12.916	
	67	24	24			24			24	24					24	13.354	
	69	18	18			18			18	18					18	13.500	
	70	17	16	1		17			17	17			1		16	14.125	
	71	27	26		1	25	1		26	26					25	11.240	
	72	16	16			16			16	16					15	11.000	
	73	1															
	74	20	19	1		20	1	1	20	20			1		19	11.857	
	75	18	16		2	18			16	15					18	12.500	
	76	70	64	5	1	68	1		69	67			4	81.75	62	12.508	
	77	14	10	2		14	1		12	12			2		8	10.875	
	78	12	10		1	12			10	10					11	10.000	
	79	26	15	8	3	26			23	22			10	70.50	15	9.920	
	80	56	32	23	1	56			55	55	2		21	54.19	11	9.818	
	81	49	30	18	1	45			48	44			15	59.33	21	8.380	
	82	24	15	8	1	23	1		23	23	1		9	61.11	11	7.800	
	83	22	13	8	1	21			21	21			8	52.87	12	7.483	
	84	30	16	11	3	30			27	27	1		14	65.21	16	8.168	
	85	3	3			3			3	3					3	8.100	
	86	8	8			8			8	8					8	9.875	
	87	13	7	6		13			13	13	1		4	46.50	5	13.500	
	90	10	8	2		10			8	8			1		9	11.555	
	91	6	6			6			6	6					6	11.166	
	92	8	7	1		7			8	7					7	9.142	
	93	34	19	14	1	32			33	31			14	66.78	17	8.647	
	94	3	2			2			3	2			1		1		
	95	8	4	3		8	1		7	7	1		3	65.00	4	9.750	
	96	26	21	4		26			25	25			4	51.25	18	8.661	
	97	25	16	7	1	23			23	22			7	39.28	12	7.375	
	98	8	6	2		8			8	8			1		6	6.750	
	99	17	10	7		17	1		17	17			6	60.83	10	9.870	
	100	10	7	3		9			10	10			3	37.66	6	9.416	
	101	29	25	1	3	29			26	25			1		28	9.496	
	102	4	3			4			4	4			1		2		
	103	17	16	1		16			17	17					15	15.500	
	104	15	12	2	1	14			14	14			2		11	7.272	
	105	23	17	5	1	23			22	22			3	46.66	16	7.218	
	106	20	18	2		20	2	1	20	20			2		14	6.571	
	107	12	11			12	2		11	11			2		10	9.350	
	108	28	25	2	1	28			27	27			2		25	7.036	
	109	28	22	5	1	28			27	27			4	61.50	21	6.404	
	110	29	26	3		26			29	26			1		25	6.580	
	111	21	20	1		20	2		21	20	1		1		18	6.794	
	112	21	20	1		21	1		21	21					18	10.277	
	113	16	15	1		16			16	16			1		15	11.333	
	114	8	7		1	8			7	7					6	9.250	
	115	4	3	1		4			4	4			1		2		
	116	25	22	3		24	2		25	25			3	65.00	20	9.505	
	117	28	23	3	1	27	2		26	26			4	58.75	20	7.455	

¹For renter—occupied dwelling units and vacant nonseasonal not dilapidated units, for rent.
²For owner—occupied dwelling units and vacant nonseasonal not dilapidated units, for sale only.

Table 3.—CHARACTERISTICS OF HOUSING FOR CENSUS TRACTS, BY BLOCKS: 1950—Con.

Census tract	Block	All dwelling units by occupancy and tenure					All dwelling units by condition and plumbing facilities			Occupied dwelling units			Contract monthly rent ¹		Value ² of one-dwelling-unit structures		
		Total	Owner occupied	Renter occupied	Vacant non-seasonal not dilap., for rent or sale	Other vacant and non-resident	Number reporting	No private bath or dilap.	No running water or dilap.	Total	Persons per room		Occupied by non-white	Number reporting	Average monthly rent (dollars)	Number reporting	Average value (dollars)
											Number reporting	1.51 or more					
45	118	11	11			10			11	11					11	9,645	
	119	22	21	1		22		2	22	22			1		19	10,026	
	120	30	27	3		29			30	30			3	5,666	25	11,324	
	121	32	30			32			30	30					29	6,651	
	122	48	31	17		48			48	48	3		16	4,493	13	6,615	
	123	26	21	3		25		2	24	24			4	5,475	18	5,938	
	124	23	21	1		23			22	22			1		20	8,525	
	125	7	7			7			7	7					7	10,885	
	126	22	16	5		22		2	21	21			4	6,950	15	6,820	
	46	3	17	3	13		16		3	16	16	1		12	4,416		
		4	17		17		17			17	17			17	6,029	2	
5		26	1	24		26			25	25			24	5,041			
6		9		7		9			9	9			7	4,257			
8		5	2	1		4			3	3			1		1		
9		5		2		5		1	4	4	1	1	2		1		
10		31	20	8		31		3	28	28			2	5,100	17	10,000	
12		12	9	2		12		2	11	11			2	4,633		10,666	
13		12	9	3		12			12	12				3	10,430		
14		13	10	3		12		3	13	12			2	4,166	7	10,785	
15		12	5	7		12		4	12	12			7	6,000	3	12,333	
16		30	8	21		29		1	29	29			20	4,395		8,540	
17		18	5	11		18		4	16	16	1		11	5,381	2		
18		14	9	5		14		5	14	14	2	1	5	3,800		7,200	
19		33	12	20		33		5	32	32			19	4,042	5	7,000	
20		30	14	15		30		3	29	29			14	4,371		7,130	
21		30	18	13		33		1	31	31			12	4,716	10	7,309	
22		22	15	7		22			22	22			6	3,250	1	7,346	
23		33	18	14		33		2	32	32			14	6,607	16	8,925	
24		27	18	9		27			27	27			9	5,033	15	9,333	
25		41	18	23		41		3	41	41	1		21	5,176	12	10,016	
26		30	14	16		30		2	28	28		1	14	5,171	6	10,875	
27		38	15	21		38		2	36	36	1	1	22	5,090	8	9,833	
28		51	15	30		50		12	45	45		1	28	6,046	4	11,625	
29		41	20	16		40		7	36	35			14	5,700	9	8,944	
30		27	19	7		27		4	26	26		1	16	4,000	14	8,428	
31		23	8	14		23		10	22	22			11	5,809	2	8,500	
32		9	3	5		9		4	8	8			5	4,700	4		
33		28	16	12		28			28	28		1	10	5,400	10	10,700	
34		25	13	11		25		2	24	24	1		10	5,160	9	10,833	
35		35	16	17		35		6	33	33		1	17	4,535	9	9,577	
36		28	12	16		28		1	28	28	1	1	16	5,068	6	9,500	
37		18	6	12		18		2	18	18			18	4,533	12	7,916	
38		30	12	15		30		2	27	27			15	4,946	5	7,500	
39		49	13	33		49		11	46	46		1	32	5,526	5	8,000	
40		49	10	32		49		21	42	42		4	32	4,246	5	6,800	
41		21	5	16		21		9	21	21		1	15	4,926	3	7,333	
42		32	16	15		32		8	31	31			14	5,121	8	9,187	
43		37	13	24		37		14	37	37			24	5,329	7	10,214	
44		31	16	14		28		7	30	27			13	4,653	9	9,833	
45		27	8	19		27		10	27	27	1		19	4,363	4	10,375	
46		33	7	19		32		2	26	26		1	26	5,992	1		
47		3	34	5	26		32		6	31	23	1		25	3,932	2	
		4	3	2	1		3		1	3	3			1		2	
		5	9	4	5		9		2	9	9			5	4,300	1	
		6	9	3	6		9		4	9	9			6	4,056		
	7	20	4	16		20		7	20	19	1		16	4,037	2		
	8	3	2	1		3			3	3			1		2		
	9	11	3	8		10		2	11	11		1	8	4,137	6		
	10	36	12	23		34		6	35	35			22	4,831		5,916	
	11	40	20	20		36		12	40	40		1	16	4,700	11	6,227	
	12	37	14	23		36		14	37	36		1	23	4,395	3	5,333	
	13	33	8	25		33		7	33	33		2	25	4,688	2		
	14	34	12	22		34		3	34	33			21	3,757	4	7,750	
	15	2															
	16	30	12	15		29		3	27	26			16	3,950	6	6,500	
	17	11	6	5		11		2	11	11			5	2,280		7,300	
	18	22	10	10		21			20	18	1		10	4,700		6,300	
	19	32	14	18		31		2	32	30			17	4,458		7,400	
	20	9	4	5		9			9	9			6	4,740			
	21	22	15	7		21		2	22	22		1	6	4,333	9	7,833	
	22	49	8	40		49		17	48	47			37	5,367	4	6,250	
	23	46	17	29		46		11	46	46	1		29	4,034	7	6,357	
	24	28	14	14		27		4	28	28			12	4,841		5,922	
	25	29	20	8		28			28	26			8	5,937	15	7,433	
26	25	12	13		24		3	25	25		1	13	4,923		6,842		
27	26	14	12		26		8	26	25			11	4,254	10	7,400		
28	29	15	14		29		5	29	29			14	5,014	12	7,000		
29	1																
30	56	13	41		52		8	54	53		2	39	4,241	3	8,166		
31	71	24	43		68		22	67	66		3	41	3,975	10	6,800		
32	32	14	18		30		9	32	31			17	4,182	7	8,571		
33	23	8	14		22			22	22			14	5,142	5	8,200		

¹For renter - occupied dwelling units and vacant nonseasonal not dilapidated units, for rent.
²For owner - occupied dwelling units and vacant nonseasonal not dilapidated units, for sale only.

HOUSING—BLOCK STATISTICS

Table 3.—CHARACTERISTICS OF HOUSING FOR CENSUS TRACTS, BY BLOCKS: 1950—Con.

Census tract	Block	All dwelling units by occupancy and tenure					All dwelling units by condition and plumbing facilities			Occupied dwelling units			Contract monthly rent ¹		Value ² of one-dwelling-unit structures		
		Total	Owner occupied	Renter occupied	Vacant non-seasonal not dilap., for rent or sale	Other vacant and non-resident	Number reporting	No private bath or dilap.	No running water or dilap.	Total	Persons per room		Number reporting	Average monthly rent (dollars)	Number reporting	Average value (dollars)	
											Number reporting	1.51 or more					Occupied by non-white
50	9	32	11	21					29								
	10	35	19	14	2			1	32	1			16	38.62	8	9,187	
	11	43	13	29				1	33	1		2	15	43.80	14	7,357	
	12	32	15	16		1		1	40	1	1	2	29	40.93	8	10,312	
	13	20	10	5		5			31	1			16	48.81	13	9,384	
	14	41	11	28	2				15	2	2		5	47.00	10	10,350	
	15	51	12	39					39				29	51.55	5	9,400	
	16	30	8	21		1			51	2			35	43.48	6	8,583	
	17	38	13	25					29				20	47.40	5	6,400	
	18	44	16	28					38				24	49.20	3	8,933	
									43	2			28	44.96	10	7,450	
		19	27	17	10				27				10	48.00	14	8,092	
		20	43	18	21		4		40		1		21	45.61	16	9,250	
		21	32	15	17				31	1	1		17	45.94	14	10,000	
		22	29	15	14				28				14	52.42	14	8,928	
		23	36	16	16		4		33	4	4		16	45.00	12	8,216	
		24	77	32	41	1	3		72	14		1	37	47.05	21	7,700	
		25	42	20	22				42	3		1	22	53.13	15	7,733	
		26	24	15	9				24				8	48.87	14	8,678	
		28	30	17	13				30	8		1	13	39.92	10	8,350	
		29	29	16	12		1		28	6			12	46.16	10	12,700	
			30	39	13	24	2		38	5	1		24	51.41	7	6,571	
			31	46	25	21			46	13		4	19	43.05	14	6,678	
			32	24	16	8			24	2			8	42.50	13	7,461	
			33	23	16	7			23	2	2		7	34.85	15	6,600	
			34	14	6	8			14	6			7	58.57	3	7,333	
			35	22	10	12			22	3		2	12	48.25	7	5,857	
			36	67	45	20		2	62	3	1		19	45.10	30	7,386	
			37	1													
			38	16	3		1		16			1	3	58.00	11	8,681	
			40	7	3				10				3	44.00	6	9,000	
			41	57	45	12			51	1			9	41.55	38	7,278	
			42	24	18	6			23	2			6	37.00	15	8,766	
			43	22	14	8			21	3	2		8	59.37	9	7,888	
			44	22	14	8			20	4	2		8	43.12	10	9,100	
			45	21	15	6			21	2		1	6	44.16	13	7,730	
			46	19	11	7			18	2		1	8	56.00	9	6,955	
			47	41	39	1	1		41	1			1		37	6,924	
			48	30	24	4		2	29				3	51.66	19	7,357	
			49	1													
			50	20	12	8			20			1	8	54.37	7	6,500	
			51	19	12	7			19	3		1	6	49.16	9	6,944	
			52	20	13	7			19	1			6	36.00	9	6,166	
			53	29	21	8			29	2			7	44.28	18	7,061	
			54	21	13	8			20				7	31.42	12	6,066	
			55	28	20	8			25				7	44.85	16	6,781	
			56	21	15	6			20	1			6	50.50	12	6,266	
			57	12	10	1	1		12				1		11	9,436	
			58	40	25	13		2	40	9	1		12	49.91	18	5,722	
			59	24	11	13			24	1	1		13	50.69	9	5,333	
		60	14	7				13	4	1	2	7	38.85	5	6,260		
		61	9	6	3			9	3			3	66.66	4	6,250		
		62	70	56	13		1	69	19	3		13	45.69	35	7,720		
51	1	19	8	11				19	5	1		10	47.40	5	8,200		
	2	38	13	23		2		38	9	1		22	51.27	8	7,062		
	3	30	14	16				30	13	3		15	44.40	9	8,222		
	4	50	21	25	4			49	12			27	46.18	12	8,833		
	5	45	25	19		1		45	11	2		19	45.26	17	8,258		
	6	21	7	13		1		21	1			12	50.41	3	10,333		
	7	35	21	13			1		33	5			12	45.58	15	9,066	
	8	46	24	21		1		46	14			1	21	47.47	11	7,363	
	9	38	23	14			1		38	8			11	45.27	17	7,429	
	10	38	23	15					38	9		1	15	41.20	14	7,250	
		11	26	17	7	2			26	7			7	47.28	11	7,136	
		12	29	16	13				29	5			12	43.50	18	6,787	
		13	5	3	2				5				2		1		
		14	33	25	8				30	2			2	50.00	21	7,047	
		15	6	4	2				6				2		4	7,750	
		16	15	12	3				15	1		1	3	53.33	11	7,181	
		17	33	28	5				33	3	1		5	48.00	22	7,500	
		18	36	21	15				36	3		1	15	53.66	14	7,714	
		19	35	23	10	1	1		33	3			9	53.11	17	6,764	
		20	32	14	18				32	4			18	39.50	9	7,000	
		21	28	18	10				28	5	1		9	42.44	9	6,111	
		22	29	18	11				29	9		2	11	44.72	11	6,136	
		23	20	15	4	1			20	1		1	4	51.75	16	7,906	
		24	26	15	10	1			26	5			4	61.50	11	9,500	
		25	35	22	13				32	1	1		13	44.92	20	7,725	
		26	3	2	1				3						2		
		28	42	24	15		2		42	11			16	46.68	21	6,295	
	29	19	13	6				19	1			5	44.00	10	6,000		
	30	35	21	13		1		34	5			11	47.72	17	8,264		
	31	28	21	7				28	5	1		4	35.00	17	6,300		
	32	14	11	3				13				2		8	6,250		
	33	24	17	7				24	2			6	63.33	14	7,514		

¹For renter - occupied dwelling units and vacant nonseasonal not dilapidated units, for rent.
²For owner - occupied dwelling units and vacant nonseasonal not dilapidated units, for sale only.

Table 3.—CHARACTERISTICS OF HOUSING FOR CENSUS TRACTS, BY BLOCKS: 1950—Con.

Census tract	Block	All dwelling units by occupancy and tenure					All dwelling units by condition and plumbing facilities			Occupied dwelling units			Contract monthly rent ¹		Value ² of one-dwelling-unit structures		
		Total	Owner occupied	Renter occupied	Vacant non-seasonal not dilap., for rent or sale	Other vacant and non-resident	Number reporting	No private bath or dilap.	No running water or dilap.	Total	Persons per room		Occupied by non-white	Number reporting	Average monthly rent (dollars)	Number reporting	Average value (dollars)
											Number reporting	1.51 or more					
51	34	35	34	1		34			35	35			1				
	35	71	44	25	2	71	2		69	69			26	76.84	34	8,144	
	36	10	9	1		10			10	10			1		44	6,938	
	37	13	12	1		13			13	13			1		9	8,344	
	38	14	10	4		14			14	14	1		2	68.75	11	8,081	
	39	18	16	2		18			18	18			4		10	9,550	
	40	1				1			1	1			2		15	10,600	
	41	25	22	3		25			25	25			2		20	11,400	
	42	20	16	4		20	4		20	20			4	55.00	15	8,733	
	43	16	15	1		16	1	1	16	16			1		15	10,500	
	44	31	30	1		30			31	31			1		30	10,466	
	45	27	27	1		27	4		27	27			4	46.75	20	10,425	
	46	15	15			15			15	15					15	11,266	
	47	3	3			3	2		3	3			1		1		
	48	22	21	1		21	3		22	22			1		17	11,705	
	49	20	19	1		20			20	20			1		19	10,526	
	50	17	12	5		17	2		17	17			3	35.00	11	8,200	
	51	10	8	2		9	3	1	10	10			2		5	11,160	
	54	11	10	1		11			11	11			1		9	9,944	
	55	21	19	2		21			21	21			2		18	6,622	
	56	30	26	4		30			30	30			4	47.00	25	6,912	
	57	14	10	3		14		1	13	13			3	61.66	9	10,444	
	60	18	17	1		18	1	1	18	18			1		17	7,588	
	61	24	19	4	1	24	2		22	23			5	52.80	16	7,193	
	62	22	20	2		22	2	2	22	21			2		20	8,575	
	63	34	32	2		32	1	1	34	33			3		32	8,753	
	64	21	17	4		21		1	21	21			3	50.00	17	7,188	
	65	15	13	1	1	15			14	14			1		13	9,538	
	66	28	24	3		28			27	27			3	78.33	23	9,047	
52	1	31	13	18		31	4		31	30		1	18	54.72	6	11,083	
	2	7	2	5		7			7	7			2		4	7,875	
	3	19	10	9		19	1		19	19			8	36.00	6	10,916	
	4	34	20	14		33			34	34			14	85.85	19	11,868	
	5	17	15	2		17			17	17			2		14	9,078	
	6	35	19	13		35			35	35			14	49.85	16	8,425	
	7	39	23	16	1	39	6		39	38			14	48.35	14	7,357	
	8	36	21	14	1	36	2		36	35			15	51.73	15	8,233	
	9	30	23	7	1	30	6		30	30			7	41.85	17	9,558	
	10	30	19	10		30	6		29	29		1	9	48.11	14	8,178	
	11	35	23	12		35	4		35	35		2	12	53.25	15	10,633	
	12	54	20	32	1	54	9	1	52	51			1	32	45.03	12	11,500
	13	51	15	33	1	47	25	14	48	48		2	34	40.08	6	7,916	
	14	58	12	42	2	48	17	3	54	52			42	66.04	3	10,100	
	15	55	12	42		55	11		54	54			39	50.82	4	11,500	
	16	41	12	29		40	4		40	40			17	53.29	10	8,850	
	17	35	19	15		35	4		34	34			15	53.73	11	9,727	
	18	40	25	15	1	40	8		40	40			14	53.71	18	9,122	
	19	26	24	1		26	1		26	26			1		22	7,772	
	20	29	23	6		29		1	29	29			6	55.16	22	7,931	
	21	27	23	3		27		1	26	26			3	48.33	20	8,035	
	22	27	21	6		27	2		27	27		1	6	47.66	19	8,142	
	23	24	20	4		24	4		24	24			4	55.75	17	7,852	
	24	18	14	4		17			17	17			3	31.66	13	8,015	
	25	19	10	9	1	19			18	18			7	47.85	10	8,120	
	26	14	6	8		13			14	14			7	40.57	5	7,100	
	27	16	7	8		16			15	15			9	54.44	6	9,666	
	28	14	8	8		14			14	14			6	50.83	7	9,428	
	29	11	7	6	1	11	5		10	10			3	31.33	8	8,375	
	30	16	8	7		16			15	15			6	75.00	7	7,357	
	31	31	22	8		31			30	30			7	43.71	21	7,500	
	32	30	17	12		30	3	1	29	29		1	10	53.20	16	7,718	
	33	43	25	17		43	10		42	42			15	46.00	14	7,071	
	34	31	24	6		31	3	1	30	29			6	46.00	19	5,815	
	35	36	20	16		35	4	4	36	36			15	38.13	12	7,066	
	36	30	11	18		30	8		29	29			18	39.00	5	8,100	
	38	23	19	3		23			22	22			3	73.33	18	10,000	
	39	22	20	2		22	1	1	22	22			2		20	9,525	
	41	22	17	4		21			21	21			4	63.00	13	9,446	
	42	21	16	5		21	1		21	21			5	44.00	16	10,093	
	43	36	26	10		35	7		36	36		1	9	46.00	22	7,431	
	44	38	22	15		38	5		37	37			15	45.00	18	5,561	
	45	38	23	14		38		1	37	37			14	51.07	21	5,866	
	46	35	23	12		35			34	34			12	49.00	18	7,166	
	47	36	23	12	1	35	2		35	34			12	47.25	17	8,047	
	48	38	25	13		38	2		38	38		1	12	49.66	21	7,966	
	49	36	18	18		36	6		36	36			15	45.80	12	6,750	
	50	60	25	35		60	2		60	60		2	35	45.48	19	7,289	
	51	34	21	13		33	3		34	34			13	45.76	14	6,857	
	52	49	28	21		49	16		49	49			21	49.76	14	7,021	
	53	38	24	14		38	11	1	38	38			12	42.75	16	6,812	
	54	28	20	6	1	28	2		26	26			6	40.83	17	6,217	
	55	31	20	10	1	30			30	30			10	49.10	14	5,785	
	56	30	21	9		30	1		30	30			8	44.87	16	7,487	
	57	39	22	16	1	39		2	38	38			15	56.86	19	9,263	
	58	29	24	5		29			29	29		1	5	50.60	23	9,043	

¹For renter - occupied dwelling units and vacant nonseasonal not dilapidated units, for rent.
²For owner - occupied dwelling units and vacant nonseasonal not dilapidated units, for sale only.

HOUSING—BLOCK STATISTICS

Table 3.—CHARACTERISTICS OF HOUSING FOR CENSUS TRACTS, BY BLOCKS: 1950—Con.

Census tract	Block	All dwelling units by occupancy and tenure					All dwelling units by condition and plumbing facilities			Occupied dwelling units			Contract monthly rent ¹		Value ² of one-dwelling-unit structures	
		Total	Owner occupied	Renter occupied	Vacant non-seasonal not dilap., for rent or sale	Other vacant and non-resident	Number reporting	No private bath or dilap.	No running water or dilap.	Total	Persons per room		Number reporting	Average monthly rent (dollars)	Number reporting	Average value (dollars)
											Number reporting	1.51 or more				
52	59	26	19	6		1	26		25	25		5	52.60	17	8,941	
53	1	2	2				23		22	22		1				
	2	2	2	1			23		22	22	1			18	7,111	
	3	2	2				28		29	29		6	40.83	18	6,988	
	4	4	2	1			40	10	41	41		13	45.53	19	4,868	
	5	3	3				36		37	37		8	45.87	22	6,381	
	6	2	2				28		28	27		4	42.50	21	6,557	
	7	1	1			1	40	11	40	40	2	13	50.00	21	5,285	
	8	3	3				33		33	33		9	55.33	19	7,500	
	9	2	2				26		26	26		5	47.60	19	7,236	
	10	3	2	1		1	32	10	31	31	4	9	44.33	12	6,208	
	11	3	3				32		34	34	1	13	44.00	13	6,500	
	12	3	3				29		30	30		4	42.00	22	1,602	
	13	2	2				29		29	29		6	61.33	18	11,288	
	14	3	3				31	1	31	31		7	42.57	18	6,711	
	15	3	3				31	5	31	31		8	43.62	19	11,052	
	16	2	2				22		22	22		3	50.00	19	8,905	
	17	3	3				33		33	33		4	62.00	24	9,125	
	18	2	2				23		23	23		2		19	10,210	
	19	2	2				26	1	27	27		6	54.50	17	7,676	
	20	3	2	1		1	33	4	31	31	1	11	56.36	15	7,800	
	21	2	2				18		23	22				22	11,863	
	22	3	3				29	1	34	33		6	60.00	24	9,145	
	23	1	1				16		19	18				19	9,494	
	24	2	2				25		25	25		5	61.00	20	8,085	
	25	3	3				30		34	34		1		32	8,265	
	26	1	1				16		19	19				19	11,157	
	27	1	1				64	4	65	62	1	6	55.83	57	8,770	
	28	2	2			1	25		24	24		3	71.66	20	7,560	
	29	2	2				22		22	21		2		20	7,200	
	30	2	2				25	1	28	28		28		28	9,271	
	31	3	3				29	1	31	31		1		29	7,958	
	32	1	1				21		23	23	2	5	54.00	17	9,705	
	33	1	1				11		12	11		2		9	9,777	
	34	1	1			1	32		31	31	1	1		28	9,139	
	35	1	1				24		24	24		3	77.00	20	8,050	
	36	1	1				32		31	30		8	48.37	17	5,941	
	37	1	1			1	18	5	18	17	1	2		15	6,133	
	38	1	1				9		9	9		1		7	7,142	
	39	1	1				13		13	12		1		11	8,545	
	40	1	1			1	19	1	18	18		7	47.85	11	7,181	
	41	2	2				20		19	19	1	1		15	6,800	
	42	2	2				24	3	24	24		4		15	7,000	
	43	2	2				28	2	26	26	1	7	59.50	18	6,527	
	44	2	2			1	25		25	24		9	67.77	15	6,466	
	45	2	2				20		20	20		5	47.60	11	6,818	
	46	1	1				21		21	21		1		19	6,210	
	47	1	1				23	1	23	23		5	47.00	14	6,685	
	48	1	1				20		20	20		1		16	8,937	
	49	1	1				12		12	12	1	6	47.16	4	8,625	
	50	2	2				23	4	23	22		4	58.75	15	7,733	
	51	2	2				27		27	26		2		23	6,317	
	52	2	2				25		25	25		5	54.60	19	6,936	
	53	1	1				26		29	28		1		27	8,492	
54	1	1				18		19	19		1		16	8,500		
55	1	1				20		19	19		1		17	7,588		
56	1	1			1	28		29	28	1	1		17	7,264		
57	1	1				22		23	23		2		21	7,238		
58	1	1				26	4	26	26	1	4	46.25	19	5,478		
59	1	1				22		23	22		5	55.40	16	7,250		
60	2	2				28	7	28	27	2	5	48.00	19	5,842		
61	2	2				23	3	23	23	1	3	50.00	19	5,247		
62	2	2				26		26	25		6	47.66	17	5,735		
63	2	2				26		27	27	3	4	55.25	22	5,068		
64	2	2				27		28	28	1	3	43.00	25	5,952		
65	2	2				27	1	27	27		5	34.00	21	5,276		
66	2	2				29		29	29		6	48.83	23	4,991		
67	2	2			1	28		27	27		3	35.66	23	7,156		
68	2	2				26		27	27		2		24	5,404		
69	2	2				27	1	27	27		2		24	6,625		
70	2	2			1	25		24	24	1	2		20	12,075		
71	3	3				31		31	30		2		27	12,333		
72	3	3				60		58	58		35	84.57	23	11,586		
73	3	3				30		29	29		2		27	12,248		
74	4	4			1	40		37	36		4	80.00	30	12,000		
75	2	2				22		22	22		2		20	8,195		
76	2	2				28		28	27	1	3	75.00	24	7,854		
77	2	2				22	1	22	22		2		22	7,386		
78	2	2				20		19	19	1	1		15	5,400		
79	2	2			1	29		27	26	3	1		22	5,122		
54	3	3				3		3	3		1		1			
	4	6	3			6		6	6		3	33.00	1	3,666		

¹For renter - occupied dwelling units and vacant nonseasonal not dilapidated units, for rent.
²For owner - occupied dwelling units and vacant nonseasonal not dilapidated units, for sale only.

Table 3.—CHARACTERISTICS OF HOUSING FOR CENSUS TRACTS, BY BLOCKS: 1950—Con.

Census tract	Block	All dwelling units by occupancy and tenure					All dwelling units by condition and plumbing facilities			Occupied dwelling units			Contract monthly rent ¹		Value ² of one-dwelling-unit structures	
		Total	Owner occupied	Renter occupied	Vacant non-seasonal not dilap., for rent or sale	Other vacant and non-resident	Number reporting	No private bath or dilap.	No running water or dilap.	Total	Persons per room		Number reporting	Average monthly rent (dollars)	Number reporting	Average value (dollars)
											Number reporting	1.51 or more				
54	5	3	1	2		3			3	3						
	6	14	4	9		13	4		13	13						
	8	33	7	14		91	5	3	87	79						
	9	20	19			20			19	19						
	10	9				9			9	9						
	11	17	12	5		16	1	1	17	17			5	61.40		
	12	14	14			14			14	14						
	13	21	21			21			21	21						
	14	14	14			14			14	14						
	15	16	16			16			16	16						
	16	11	11			11			11	11						11
	17	24	22	2		22			24	24			2			20
	18	21	18	3		21			21	21			1			18
	19	17	17			17			17	17						15
	20	20	18		1	20			20	20						18
	21	14	13	1		14	1	1	14	14			1			13
	22	11	11			11			11	11						11
	23	21	16	3		18			21	19			3	86.66		14
	24	23	21	1		21	2		22	22			1			18
	25	24	21	2		24	1		23	22			2			21
	26	12	12			12			12	12						12
	27	34	25	9		35			35	33			6	511.6		23
	28	22	21	1		22	1	1	22	22			1			20
	29	22	21	1		22			22	22			1	561.4		18
	30	22	19	1		22	2		22	20			2			19
	31	13	11		1	13			11	11			1			13
	32	5	2		2	5			2	2						5
	33	8	7	1		8			8	8			1			7
	34	15	14			15	1		14	14			1			14
	35	10	9	1		10			10	10			1			9
	36	33	25	6		31	3	2	31	31			4	53.75		24
	37	4	4			4	1	1	4	4						4
	38	39	26	11		38	2		37	37			10	50.00		22
	39	25	18	7		23	2		25	24			7	68.85		15
	40	3	3			3			3	3						2
	42	19	11	6	1	19	4		17	16			6	611.6		9
	43	15	12	3		15			15	15			2			8
	44	19	15	4		19	4		19	19			4	40.00		11
	45	22	18	4		22			22	22			4	50.50		16
	46	16	10	6		16	2		16	16			6	54.50		6
	47	15	6	8		15			14	14			8	50.87		4
	48	1				1			1	1						7
	49	18	11	6		18	4		17	17			6	40.66		7
	50	24	19	5		24	1		24	24			4	36.25		16
	51	11	9	2		11	2		11	11			2			7
	52	18	16	2		18			18	17			1			14
	53	17	13	4	1	17	2		16	15			2			12
	54	19	14	5		19	2		16	16			3	41.66		13
	55	4	3	1		4	1		4	4						2
	56	3	3			3			3	3						2
	57	6	5	1		6			6	6						4
	58	15	14	1		15			15	15			1			12
	59	23	16	7		23	2		21	21			7	53.57		11
	60	29	26	3		29	1		28	28			3	55.00		24
	61	5	4	1		5			5	5						5
	62	15	13	2		15			15	15			2			13
	63	20	17	3		20			19	19			2			17
	65	12	11	1		12			11	10						11
	66	56	40	16		56	14		42	42			2			40
	67	21	12	9		21	2		21	21			9	50.33		9
	68	12	7	5		12	1	1	12	12			5	48.60		4
	71	23	17	6		23			21	21			4	48.75		9
	72	25	16	8	1	25			24	23			8	60.62		13
	73	19	12	7		19	1		19	18			7	43.28		11
	74	15	15			15			15	15						15
	75	15	10	4		15		1	14	14			4	64.50		9
	76	15	12	3		15			15	15			2			10
	77	18	12	6		18	2		18	18			6	48.00		11
	78	19	16	3		19	2		19	18			3	48.33		12
	79	10	8	2		10			10	10			2			5
	80	19	14	5		19	2		19	19			5	51.00		10
	81	9	8	1		9			9	9			1			7
	82	9	6	3		9			9	9			3	41.66		4
	83	1				1			1	1						7
	85	17	11	5	1	17			16	16			5	32.60		6
	86	9	6	3		9		1	9	9			3	47.33		3
	87	10	5	4	1	10		1	10	10			5	52.40		4
	88	12	11	1		12			12	12			1			11
	89	19	18	1		19			19	19			1			17
	90	18	15	2	1	18			17	17			2			15
	91	8	6	2		8			8	8			1			5
	92	22	19	3		22			22	22			3	70.00		18
	93	25	15	8		25	2		23	22			8	62.50		13
	94	21	17	3	1	21			20	20			3	48.33		15
	95	17	12	3		17			17	16			5	43.00		10
	96	18	12	5		18	4		18	18			5	36.80		10
	97	11	9	2		11			11	11			2			9

¹For renter - occupied dwelling units and vacant nonseasonal not dilapidated units, for rent.
²For owner - occupied dwelling units and vacant nonseasonal not dilapidated units, for sale only.

HOUSING—BLOCK STATISTICS

Table 3.—CHARACTERISTICS OF HOUSING FOR CENSUS TRACTS, BY BLOCKS: 1950—Con.

Census tract	Block	All dwelling units by occupancy and tenure				All dwelling units by condition and plumbing facilities			Occupied dwelling units			Contract monthly rent ¹		Value ² of one-dwelling-unit structures		
		Total	Owner occupied	Renter occupied	Vacant non-seasonal not dilap., for rent or sale	Other vacant and non-resident	Number reporting	No private bath or dilap.	No running water or dilap.	Total	Persons per room		Number reporting	Average monthly rent (dollars)	Number reporting	Average value (dollars)
											Number reporting	1.51 or more				
54	98	4	3	1		4			.4	4						
	99	10	6	4		8			10	9						
	100	22	17	4		22	2	1	21	21			5 5.00	1	18 266	
	102	7	5	1		5			6	5			5 7.75	6	8 458	
	103	22	14	8		22			22	22	1			4	7 125	
	104	22	11	11		22			22	21				11	7 272	
	105	16	12	4		16	4		16	16			5 0.87	9	10 333	
	106	21	11	10		21	8		21	21			5 6.22	10	7 400	
	107	13	8	5		13	2		13	13	1		4 2.00	6	8 166	
	108	18	12	5	1	18	8		17	17	1		3 9.90	6	8 000	
													3 9.25	6	8 000	
													4 0.66	10	7 100	
	109	20	17	3		19	4		20	20			4 1.66	13	7 576	
	110	4	4			4			4	4				4	7 875	
	111	2														
	112	17	10	6	1	16	2		16	16	2		5 3.60	7	5 928	
	113	15	14	1		15			15	15				11	7 500	
	114	11	8	2	1	9	2		10	9			2 2	3	11 166	
	115	18	9	9		18	2		18	18	1		5 1.87	8	7 562	
	116	27	17	8	2	22	1		25	20			4 1.00	13	8 461	
	117	19	18			19			18	18				18	8 583	
	118	4	3	1		3			4	4				3	6 966	
	120	4	3	1		3			4	3				2		
	121	18	11	7		16			18	17			3 8.71	7	7 385	
	122	17	14	3		17	4		17	17	2			12	7 625	
	123	20	15	5		18	3		20	18				11	9 000	
	124	19	14	5		18	2		19	19			3 0.60	12	7 750	
	125	17	13	4		16	2		17	17			4 7.66	11	7 581	
	126	18	12	6		18			18	18			4 2.16	9	8 033	
	127	20	14	6		20			20	20			3 9.00	11	7 581	
	128	18	14	4		18			18	18	1		4 2.16	9	8 033	
	129	10	8	2		10			10	10			4 8.00	13	7 653	
													2 9.00	12	6 616	
														8	7 975	
	130	2														
	131	1														
	132	11	11			11			11	11				10	7 000	
	133	17	14	3		17			17	17				13	6 484	
	134	19	12	7		17	7		19	18			2 9.50	11	6 954	
	135	36	21	15		36	14	2	36	36	3		4 3.06	15	7 013	
136	18	7	11		18	5		18	18	2		5 9.36	5	5 300		
137	6	2	4		5	2		6	5			5 0.75	4			
55	3	3	2		3			2	2							
	4	5	3	1	5			5	5					2	14 000	
	5	27	23	3	27			26	25			3	6 3.33	17	13 441	
	6	11	11		11			11	11					9	11 444	
	7	4	3		4			4	3					2		
	8	96	66	29		95	1	1	95	94	1			9		
	9	11	4	4		11	27	14	9	9			2 8	52	6 069	
	10	11	4	4		11	5		11	9			5 5.00	5	5 600	
	11	4	3	1		4	3		4	4			5 1.14	4	5 450	
	12	1					2							2		
	13	18	15	3		18			18	16			4 1.00	7	7 257	
	14	8	8			8			8	8				8	10 050	
	15	35	26	9		33	3		35	35				23	7 326	
	16	34	23	10		34	6	1	33	33			6 1.87	18	6 350	
	17	13	12		1	13			12	12			4 4.66	9		
	18	18	17			18			17	17				11	10 545	
	19	6	5			6			5	5				15	13 466	
	20	4	2			4			4	4				3	12 900	
	21	4	4	2		4			4	4				2		
	22	6	4			6			6	6				2		
	23	4	4			4			4	4				1		
	24	19	16		1	18			16	14				10	17 580	
	25	4	3			4			3	3				3	14 333	
	26	67	62	5		64	41	2	67	65				4		
	27	27	19	8		27	6	5	27	26	8		4 3.75	20	9 165	
	28	29	14	14		26	4		28	25	1		5 1.87	14	7 321	
	29	16	14			15			15	15			4 5.50	9	6 388	
	30	6	4	2		6			6	6				13	7 307	
	31	4	4			4			4	4	1			3	12 166	
	32	13	6	7		12	4		13	12			4 4.42	4	7 375	
	33	17	14	3		17			17	16			5 2.66	8	5 937	
	34	16	13	3		16	1		16	15			4 9.00	9	6 388	
	35	7	9	1		10			10	10				9	5 744	
	36															
	37															
	38	8	8			8	1		8	8				7	7 200	
	39	18	15	3		18	5	4	18	18	1		4 4.33	13	5 853	
	40	27	20	6	1	27	3		26	25			3 9.50	20	8 040	
	41	30	20	8		30	5		28	27			4 9.37	13	5 923	
	42	29	15	10		28	2	2	25	23	1		3 9.50	11	6 363	
43	2															
44	19	14	5		18	2		19	19				4	7 175		
45	17	13	4		16			17	17			7 1.75	11	7 590		
46	10	6	3		9			9	7	1		4 1.66	5	5 500		
47	14	10	4		14	1	1	14	12			4 8.33	8	6 687		
48	1															
49	1															
50	20	17	3		20	2	2	20	20			6 0.00	16	7 168		
51	7	4	1	1	6	2		7	5				7	9 885		
52	2				2			2	2				4	7 750		
53	31	26	4		30	1		30	29	1		6 7.33	24	7 375		

¹For renter - occupied dwelling units and vacant nonseasonal not dilapidated units, for rent.
²For owner - occupied dwelling units and vacant nonseasonal not dilapidated units, for sale only.

Table 3.—CHARACTERISTICS OF HOUSING FOR CENSUS TRACTS, BY BLOCKS: 1950—Con.

Census tract	Block	All dwelling units by occupancy and tenure					All dwelling units by condition and plumbing facilities			Occupied dwelling units			Contract monthly rent*		Value ² of one-dwelling-unit structures	
		Total	Owner occupied	Renter occupied	Vacant non-seasonal not dilap. for rent or sale	Other vacant and non-resident	Number reporting	No private bath or dilap.	No running water or dilap.	Total	Persons per room		Number reporting	Average monthly rent (dollars)	Number reporting	Average value (dollars)
											Number reporting	1.51 or more				
55	56	7	5	2					7	7	1	2		5	9.500	
	57	2														
	58	7	5	2					7	7	2	2		2		
	59	21	14	7				4	18	18	1	4	48.75	11	6.227	
	60	14	9	5				1	13	13		4	44.00	6	7.083	
	61	12	5	7					12	11	1	6	41.33	3	6.133	
	62	18	13	5					18	18		5	62.00	13	7.215	
	63	21	12	9					21	20		7	41.85	6	6.166	
	64	10	8	2		1			10	10		2		5	6.400	
	65	10	5	5					10	9		5	38.00	5	6.200	
	66	18	12	6					18	18	1	6	44.00	8	6.125	
	67	14	10	4				1	14	14	2	4	53.00	6	6.500	
	68	8	8						8	8	1			7	7.142	
	69	39	35	3	1				39	38		3	66.00	35	7.382	
	70	6	5	1					6	6		1		5	7.000	
	71	1														
	72	3	2	1				2	3	3		1		1		
	74	12	11		1				12	10				12		
	75	24	17	3	2	2			23	19		3	67.33	17	8.282	
	76	35	30	4	2	1		2	35	34		3	47.33	27	7.725	
	77	6	6						6	6				6	9.750	
	78	17	13	3		1			17	16		3	50.00	6	8.500	
	79	16	11	5					16	16		5	44.00	6	5.812	
	80	21	9	11		1			19	20		9	28.88	4	4.375	
	81	8	7	1					7	7		1		6	5.716	
	82	17	11	6				1	17	17		6	54.66	8	6.082	
	83	21	11	9	1				21	20	2	10	34.80	6	5.082	
	84	25	23	3		1			23	23		2		20	5.275	
	85	34	22	12					33	34	4	12	49.00	17	4.958	
	86	24	15	9				2	23	24	1	8	40.62	11	6.000	
	87	22	14	8					22	22		7	68.57	14	6.878	
	88	27	20	7				1	27	27	1	5	48.00	18	4.666	
	89	21	16	5				1	21	21		4	32.25	13	5.030	
	90	29	17	12					29	29	1	11	48.90	11	3.763	
56	1	1														
	2	3	2	1					3	3				2	7.166	
	3	13	10	3					12	13		3		9	5.322	
	4	17	13	3		1			17	16		2	69.00	4	4.250	
	5	5	4	1					5	5		1		8	6.000	
	6	22	12	9		1			21	20		8	51.87	14	6.550	
	7	21	14	7					21	21		2	35.42	12	6.325	
	8	15	12	3					15	15	1	2		4	11.725	
	9	5	4	1					5	5		1		9	7.222	
	10	11	10	1					11	11		1		9	5.055	
	11	11	9	1		1			11	10		1		10	5.740	
	12	17	12	5				2	17	17		4	39.75	8	5.740	
	13	16	9	7					16	16		5	29.50	10	6.312	
	14	13	7	6					13	13		5	36.20	5	6.500	
	15	19	10	9				2	19	19		9	45.77	9	4.666	
	16	12	10	2					12	12	3	2		10	5.140	
	17	16	11	5				4	16	16	1	2	37.00	9	5.233	
	18	12	9	3			1		12	11		2		6	8.250	
	19	10	7	3					10	10		3	35.00	7	5.950	
	20	12	9	3				1	11	11		2		6	5.814	
	21	16	8	7		1		3	16	15		7	35.57	5	5.660	
	22	5	3	2					5	5		1		3	6.300	
	23	10	9	1					10	10		1		7	4.971	
	24	16	9	6		1			15	15	2	1	33.66	6	3.166	
	25	16	10	6					15	16		6	48.00	7	5.071	
	26	15	10	5				2	15	15		3	40.00	7	9.428	
	27	25	16	8		1			24	23		7	50.00	10	6.000	
	28	19	14	5				1	19	19		4	37.25	11	5.909	
	29	19	18	1					19	19		4		16	4.937	
	30	19	17	2					18	18		2		15	5.100	
	31	19	15	4					19	19		4	38.25	14	3.942	
	32	17	10	7					17	17		7	51.42	9	5.455	
	33	2														
	34	2	2						2	2				3	4.333	
	35	28	25	3		1			28	28		3	62.33	23	6.860	
	36	32	22	10					34	34		2		33	7.812	
	37	35	33	2		1			35	33		2		33	7.818	
	38	17	14	3					33	36		1	42.75	7	5.642	
	39	18	13	5		1			18	18		4	46.00	12	6.066	
	40	25	20	5				12	21	25		5	35.00	17	4.411	
	41	22	20	2					18	10		2		19	4.984	
	42	20	12	8				10	10	10		2	22.75	11	4.709	
	43	23	17	6					23	22		2	44.40	15	5.213	
	44	24	13	9		1			23	22		9	43.44	8	5.312	
	45	16	12	4					16	16		4	50.50	10	5.300	
	46	10	5	5					10	10		3	46.00	2		
	47	20	10	8		1			20	18		7	49.28	8	7.937	
	48	38	20	18		1			37	37		17	47.70	15	6.033	
	49	26	21	4		1			26	25		5	38.40	17	5.011	
	50	19	18	1					19	19		1		17	3.964	
	51	23	18	5					21	23		3	37.66	16	5.012	

*For renter - occupied dwelling units and vacant nonseasonal not dilapidated units, for rent.
 *For owner - occupied dwelling units and vacant nonseasonal not dilapidated units, for sale only.

HOUSING—BLOCK STATISTICS

Table 3.—CHARACTERISTICS OF HOUSING FOR CENSUS TRACTS, BY BLOCKS: 1950—Con.

Census tract	Block	All dwelling units by occupancy and tenure					All dwelling units by condition and plumbing facilities			Occupied dwelling units			Contract monthly rent ¹		Value ² of one-dwelling-unit structures	
		Total	Owner occupied	Renter occupied	Vacant non-seasonal not dilap. for rent or sale	Other vacant and non-resident	Number reporting	No private bath or dilap.	No running water or dilap.	Total	Persons per room		Number reporting	Average monthly rent (dollars)	Number reporting	Average value (dollars)
											Number reporting	1.51 or more				
56	52	26	19	6	1	25	7	5	25	25		6	47.00	15	5186	
	53	25	18			22	11	10	24	24		6	38.00	14	4700	
	54	30	18	12		30	12	11	30	30	4	8	55.37	13	4769	
	55	25	16	9		23	11	11	25	25	5	5	36.60	10	5680	
	56	55	53	3		53	1	1	56	54	1	2		51	7676	
	57	18	10	8		15			18	17		5	50.60	10	6890	
	58	28	19	7	2	26	4	1	26	26		6	44.83	12	5166	
	59	22	15	6		21	2	2	22	21	1	5	40.80	12	5375	
	60	28	20	8		25	4	2	28	26		7	34.71	14	4750	
	61	28	17	8	1	25	2	2	25	24		7	50.00	11	7181	
	62	26														
	63	31	18	12	1	30	8	2	30	30	2	11	36.54	12	5833	
	64	27	17	8		21	5	2	21	21	3	8	42.12	10	4850	
	65	28	18	8	1	26	5	3	26	25		8	46.12	16	5925	
	66	33	17	6		23	3	1	23	23		5	64.00	16	8162	
	67	33	9	3	1	10			12	10		2		8	9350	
	68	33	1	4		12			12	12	1	1		10	8180	
	69	30	1	4		29	2	2	30	30	1	4	48.25	20	8135	
	70	30	4	4	3	19	3	3	17	17		4	53.75	11	8209	
	71	28	2	2		22	3	3	22	22		4		21	6533	
	72	28	2	6		26	6	3	28	28	1	6	38.00	17	5052	
	73	30	20	10		30	3	3	30	30	1	9	31.22	19	5731	
	74	26	16	10		24	2	2	26	25		8	34.25	10	6900	
	75	25	6	6		25	6	6	25	24		6	40.83	18	5111	
	76	25	10	10		23	6	1	25	24	2	7	36.57	12	4608	
	77	26	10	4		26	6	2	26	25		7	39.57	12	6541	
	78	19	1	4		17	1	2	19	17	2	3	34.33	14	6342	
	79	25	11	4		25	4	2	25	24		10	52.20	12	6500	
	80	25	6	8		25	5	2	25	25	1	6	45.66	18	5583	
	81	35	21	7	1	34	3	2	34	34	2	7	47.85	22	4704	
	82	28	2	7		27	5	3	28	28	2	6	41.66	19	4105	
	83	22	10	11	1	20	3		21	20		9	53.33	7	5785	
	84	24	15	7	1	24	8		23	23		4	60.50	10	4690	
	85	37	13	2		36	8	2	37	37	1	10	36.80	17	5852	
	86	23	2	2		22			23	23		2		20	8530	
	87	23	1	2	1	23			24	23	1	2		22	8827	
	88	25	11			23			24	23	1	1		22	8827	
	89	11	11			11			11	11		1		11	9227	
57	1	10	6	4		10	4		10	10		4	42.00	3	7766	
	2	18	12	5		18	3		18	18		5	43.20	12	7150	
	3	25	20	5		24	3		25	25		3	56.00	18	7922	
	4	32	14	16	2	32	14	2	32	32	1	1		30	6953	
	5	30	6	6		30	6	2	30	30	3	16	49.50	12	6941	
	6	6	6			6			6	6		6		6	7500	
	7	20	15	5		20	1		20	20	1	5	46.60	12	7283	
	8	14	10	4		14	2		14	14		4	50.50	9	6066	
	9	15	12	3		15	1		15	15	1	2		10	6320	
	10	13	10	3	1	13	4		12	12		3	46.00	6	9033	
	11	11	6	5		10	2		11	11	1	4	45.00	4	7050	
	12	23	16	5	1	23			22	22	1	4	54.25	16	7031	
	13	29	23	5		29			28	28	1	5	60.00	19	7200	
	14	23	3	2		23			23	23		23		10	6678	
	15	13	11	2		13			13	13		2		10	7430	
	16	13	1	2		13			13	13		2		9	6266	
	17	54	40	11	3	53	3	6	51	51	1	10	46.80	35	6571	
	18	3	3			3			3	3		3		3	6000	
	19	21	12	9		21	4	1	21	21	1	7	59.71	8	6287	
	20	13	9	4		13	1	1	13	13		4	46.25	8	6737	
	21	13	10	3		13	3		13	13	2	3	34.00	8	6875	
	22	20	15	5		20	2		20	20	2	5	62.00	14	8314	
	23	14	12	2		14	7		14	14	2	2		11	5990	
	24	7	5	2		7			7	7		2		5	5500	
	25	9	8	1		9			9	9	1	1		7	6714	
	26	14	14			14			14	14	1	1		14	7635	
	27	16	12	3	1	15	3	1	15	15	1	3	36.66	11	5827	
	28	14	4	4		13	3		14	14		3	60.00	11	5827	
	29	60	7	48	4	59	3		55	54	2	51	64.54	9	5844	
	30	63	1	55	1	61			56	54	2	59	74.15	9	5844	
	31	48	1	44	3	48	1		45	45	2	46	62.39	1	6458	
	32	42	25	14	1	40			39	39	1	15	59.80	17	4875	
	33	11	8	3	2	11	1		11	11		3	42.00	8	5410	
	34	15	11	4		15	2		15	14		4	57.50	10	5845	
	35	13	11	2		13			13	13	2	2		8	7937	
	36	9	9			8			9	9		2		10	7000	
	37	14	11	2	1	13	2		13	13		2		9	4733	
	38	13	11	2		12	5		13	13	2	2		10	6630	
	39	15	10	4	1	14	2		14	13	1	3	66.66	9	7100	
	40	12	9	3		12	2	2	12	12	1	2		9	7100	
	41	19	15	3	1	19			18	18		4	53.75	12	5033	
	42	11	9	1	1	11	2		10	10		1		9	6977	
	43	55	26	27	1	55	9		53	53	4	28	45.17	19	5263	
	44	11	4	4	1	11			11	11		4	41.25	7	6285	
	45	21	13	8		21	6	2	21	20	1	8	31.75	10	5880	
	46	10	6	1		10			10	10		1		8	5837	
	47	12	6	6		12			12	12		6	50.00	5	5040	
	48	15	10	5		15			15	15		1		11	7681	
	49	15	9	6		15	1		15	15		6	56.66	8	5312	

¹For renter - occupied dwelling units and vacant nonseasonal not dilapidated units, for rent.
²For owner - occupied dwelling units and vacant nonseasonal not dilapidated units, for sale only.

Table 3.—CHARACTERISTICS OF HOUSING FOR CENSUS TRACTS, BY BLOCKS: 1950—Con.

Census tract	Block	All dwelling units by occupancy and tenure					All dwelling units by condition and plumbing facilities			Occupied dwelling units			Contract monthly rent ¹		Value ² of one-dwelling-unit structures		
		Total	Owner occupied	Renter occupied	Vacant non-seasonal not dilap., for rent or sale	Other vacant and non-resident	Number reporting	No private bath or dilap.	No running water or dilap.	Total	Persons per room		Occupied by non-white	Number reporting	Average monthly rent (dollars)	Number reporting	Average value (dollars)
											Number reporting	1.51 or more					
57	50	18	10	8					17	18	3		8	52.50	10	6,400	
	51	15	14	1					14	14			1		14	5,335	
	52	17	14	3					17	17			2		12	5,033	
	53	13	12	1			5	1	17	17			1		11	3,381	
	54	70	37	30	3				12	12	2		2		11	5,271	
	55	16	13	3			13	3	67	67	7		2		12	5,475	
	56	19	14	5					16	16			3	45.14	13	6,423	
	57	19	14	5					16	16			5	39.33	13	6,423	
	58	15	14	1					19	19	2		1	48.00	13	6,923	
	59	35	22	9		3	1	1	15	15			1		16	7,025	
	60	32	22	9		3	1	1	35	35	4		1	35.62	16	7,025	
	61	22	20	2					32	32			10	43.80	20	5,940	
	62	14	10	3		1			22	21	1		2		20	5,650	
	63	8	6	2					13	13	2		4	60.00	10	5,150	
	64	19	12	6					8	8			6	40.00	6	6,216	
	65	18	14	4		1			19	18			4	35.75	9	6,500	
	66	11	8	2					17	18	1		4		13	7,261	
	67	25	17	8		1			10	10			7	56.28	7	5,285	
	68	13	12	1					25	25			7		16	5,500	
	69	30	18	11					23	23			10		10	6,470	
	70	2				1			13	13			11	46.81	16	6,237	
	71	17	13	4					29	29			1		16	6,237	
	72	25	23	1		1			5	5			1		16	6,237	
	73	19	15	3					17	17	1		3	39.00	11	4,990	
	74	18	10	7		1			24	24			23		23	7,052	
	75	8	5	2					18	18			3	40.66	14	6,764	
	76	11	8	2		1			18	18	2		4	45.00	6	7,250	
	77	47	33	12					17	16	1		4		4	6,675	
	78	17	10	7		2			2	2			1		7	6,371	
	79	6	6						10	10	2		3	55.00	7	6,371	
	80	21	13	6		1			45	45	3		10	32.20	30	6,693	
	81	17	15	2					17	17			5	47.00	8	5,062	
	82	7	7						17	17			5		8	6,916	
	83	14	13	1					6	6	3		6		11	4,990	
	84	1							21	21	5		6	33.66	11	4,990	
	85	20	20						9	9			1		10	6,000	
	86	12	11	1					21	19			2		15	5,040	
	87	13	11	2					15	17			2		6	6,133	
	88	7	6	1					7	7			2		12	5,875	
	89	15	14	1					14	14			2		12	5,875	
	90	5	2	3					5	5			1		19	5,952	
	91	14	10	2		2			14	20			1		11	6,181	
	92	28	23	2					27	12			2		10	5,300	
	93	12	7	4		1			3	12			1		10	5,300	
	94	36	31	5					2	13			1		6	5,900	
	95	22	19	3					2	15			1		14	5,485	
	96	6	6						6	15			1		2		
	97	12	11	1					1	5			1		10	6,340	
98	3	2	1					1	12			1		21	5,790		
99	13	13						1	25			4	38.50	8	5,700		
100								1	31			4	52.50	28	6,007		
101	3	2	1					2	32			3	36.33	19	6,357		
102	8	5	2					2	2			2		6	8,333		
103	12	7	4					2	6			1		6	6,445		
104	9	8	1					1	18			1		11	6,445		
105	6	6						1	3			1		2			
106	23	17	6					1	3			1		13	5,807		
107	6	4	2					3	13			1		2			
108	1							1	3			1		2			
110	2							1	3			1		4	5,875		
58	1	31	17	14				3	3			1		2	5,875		
	2	18	8	8				1	8			1		4	7,250		
	3	34	20	11		1		1	12			1		6	7,250		
	4	26	21	3				1	9			1		7	6,571		
	5	30	18	11					6			1		5	8,800		
	6	34	14	17					2	6			4	37.50	16	8,187	
	7	11	11						4	23			2		4	5,400	
	8	11	11						2	6			1		4	5,400	
	9	4	4						2	3			1		4	5,400	
	10	12	12						2	2			1		12	3,175	
	11	12	12						2	2			1		12	3,175	
	12	12	12						2	2			1		12	3,175	
	13	4	4						2	2			1		12	3,175	
	14	12	12						2	2			1		12	3,175	
	15	12	12						2	2			1		12	3,175	
	16	23	23						4	23			2		21	3,185	
	17	145	2	141		1			16	143			140		141	3,340	
	18	33	33						4	33			33		33	3,639	
	19	55	1	54					1	55			14	54	53	37.66	
	20	54	1	53					1	54			7	53	53	37.66	
	21	56	2	54		2			1	54			9	50	52	36.90	
	22	22	10	12					2	22			3	20	11	35.54	
23	14	9	5					8	14			2	12	5	16.40		
24	19	11	7		1			8	18			1	18	5	3,640		
25	18	9	9					18	18			2	18	9	3,577		
26	12	8	1					2	9			9		1	3,871		
27	4	3			3			2	4			2		4	3,871		
28	27	13	12					5	25			2	25	11	3,454		
29	40	15	24					10	39			5	34.00	14	4,242		
30	32	19	11		1			7	30			10	38.50	18	4,044		
31	32	22	9		1			7	31			8	53.50	20	3,385		

¹For renter - occupied dwelling units and vacant nonseasonal not dilapidated units, for rent.
²For owner - occupied dwelling units and vacant nonseasonal not dilapidated units, for sale only.

HOUSING—BLOCK STATISTICS

Table 3.—CHARACTERISTICS OF HOUSING FOR CENSUS TRACTS, BY BLOCKS: 1950—Con.

Census tract	Block	All dwelling units by occupancy and tenure					All dwelling units by condition and plumbing facilities			Occupied dwelling units			Contract monthly rent ¹		Value ² of one-dwelling-unit structures	
		Total	Owner occupied	Renter occupied	Vacant non-seasonal not dilap., for rent or sale	Other vacant and non-resident	Number reporting	No private bath or dilap.	No running water or dilap.	Total	Persons per room		Number reporting	Average monthly rent (dollars)	Number reporting	Average value (dollars)
											Number reporting	1.51 or more				
58	32	9	6	3					9	8		3	41.66	4	9,650	
	33	19	11	8				2	19	13	2	8	34.75	5	4,460	
	34	13	3	3		1			13	13	1	3	30.66			
	35	3		10					3	3	1	1	41.10	3	4,833	
	36	3	2	1					3	3	1	1		1		
	37	9	5	3		1			9	7	1	1		5	4,100	
	38	16	13	3					16	16	1	3	21.33	11	4,327	
	39	11	9	2					11	11	1	1		8	6,587	
	40	19	16	3				1	19	19		2		16	5,487	
	41	14	14					1	14	14		2		14	6,878	
	42	16	15	1					16	16		1		15	5,620	
	43	11	11						11	11		1		9	6,111	
	44	17	13	4				1	17	17		4	36.75	11	4,663	
	45	18	11	7				1	18	18	1	7	34.85	7	6,671	
	46	13	9	2	2				13	11	1	4	37.50	9	6,011	
59	1	8	6	2					8	8		2		6	7,083	
	2	19	17	1		1			19	18		1		15	8,353	
	3	16	15	1				3	16	16		1		15	8,160	
	4	17	17					1	17	17				17	8,164	
	5	18	18						18	18				18	8,566	
	6	16	16						16	15				15	8,650	
	7	18	3	14	1				18	17		14	91.07	3	8,766	
	8	18	18						18	18				17	6,170	
	9	20	19	1				1	20	20		1		19	6,300	
	10	15	15					1	15	15	1	1		15	6,613	
	11	24	22	2					24	24	1	1		21	6,271	
	12	19	19						19	19				18	6,372	
	13	17	16	1					17	17	1	1		15	7,400	
	14	39	31	4	4				39	35	1	6	90.83	30	8,103	
	15	36	24	11	1	1			36	35		11	88.63	24	8,470	
	16	34	25	8					34	33		9	91.11	24	8,420	
	17	36	15	20	1				36	33		21	90.33	15	8,466	
	18	26	7	15	2				26	22		17	84.70	7	8,757	
	19	15	9	6					15	13		9	86.11	4	7,300	
	20	16	4	11	1				16	15		12	87.08	4	8,450	
	21	16	16						16	16				15	8,406	
	22	17	17						17	17				17	8,735	
	23	17	17						17	17				17	8,147	
	24	17	15	2					17	15		2		14	8,028	
	25	16	14	2					16	16		2		14	8,185	
	26	18	18						18	18				18	7,222	
	27	20	18	2					20	20		2		18	7,083	
	28	16	15	1					16	16		1		15	8,313	
	29	18	18						18	18				18	8,638	
	30	31	30	1				1	31	31	1	1		29	6,789	
	31	17	17						17	17				17	7,482	
	34	4	4						4	4				4	7,500	
	35	12	12					1	12	12				11	6,181	
	40	1							1	1				1		
	43	36	18	17	1			1	36	35		17	90.00	18	9,888	
	44	8	6	2					8	8		2		6	6,750	
	45	1							1	1						
	52	18	13	5				2	18	18	2		50.50	13	5,584	
	55	21	13	6	2			2	21	19	1	5	41.00	12	6,125	
	56	3	2			1			3	2				2		
	57	6	5	1				1	6	6	1			5	5,680	
	58	11	11					1	11	11	1	1		9	4,833	
	59	8	8					1	8	8	1			8	6,237	
	60	3	3					1	3	3	1			3	7,000	
	61	7	6	1					7	7				6	6,916	
	64	8	7	1				1	8	8	1	1		7	6,100	
	65	1							1	1						
	66	10	8	2					10	10		2		8	6,612	
	67	8	7	1					8	8		1		7	7,314	
	68	29	22	7				2	29	29	1	7	48.57	21	6,090	
	69	10	9	1					10	10	1	1		9	6,722	
	70	23	20	3					23	23	1	3	59.00	19	6,700	
	71	17	14	3				3	17	17	3	3	50.00	12	5,583	
	72	14	9	4				1	14	13	3	3	47.66	9	5,844	
	73	1							1	1						
	74	26	23	2	1			1	26	25	1	2		23	6,226	
	75	2							2	2						
	77	5	5						5	5				4	3,500	
	78	13	12			1			13	12				11	5,163	
	80	5	5						5	5	3			5	6,040	
	81	1							1	1						
	82	135	117	14	2	2			132	130	8	12	39.66	106	6,098	
	83	21	17	4				1	21	21	3	3	63.33	17	6,817	
	84	16	13	3					16	16	1	3	41.66	12	5,766	
	85	17	14	3					17	17	2	2		13	5,161	
	86	10	8			2			10	8				8	6,475	
	87	19	18		1				19	18		1		17	4,935	
	88	11	10	1					11	11	1	1		9	6,500	
	89	6	6						6	6	1			6	6,416	
	90	23	22			1			22	21	1	2		22	6,454	

¹For renter-occupied dwelling units and vacant nonseasonal not dilapidated units, for rent.²For owner-occupied dwelling units and vacant nonseasonal not dilapidated units, for sale only.

Table 3.—CHARACTERISTICS OF HOUSING FOR CENSUS TRACTS, BY BLOCKS: 1950—Con.

Census tract	Block	All dwelling units by occupancy and tenure					All dwelling units by condition and plumbing facilities			Occupied dwelling units			Contract monthly rent ¹		Value ² of one-dwelling-unit structures		
		Total	Owner occupied	Renter occupied	Vacant non-seasonal not dilap. for rent or sale	Other vacant and non-resident	Number reporting	No private bath or dilap.	No running water or dilap.	Total	Persons per room		Occupied by non-white	Number reporting	Average monthly rent (dollars)	Number reporting	Average value (dollars)
											Number reporting	1.51 or more					
59	91	2							6	6	1						
	92	7	6			7			6	6	1				6	6.166	
	95	29	16	8	1	29	16	8	24	24	4		7	32.00	16	5.356	
	96	2															
60	1	38	26	1	10	35			27	24			1			34	6.726
	2	21	19		2	21	1	1	19	19						20	6.910
	3	7	7			7			7	7						7	6.942
	4	45	39	3	3	45	1	1	42	42	1		3	75.33	42	8.464	
	5	94	13			22			13	13						14	7.328
	8	25	21		3	25		1	21	21						24	7.083
	9	26	24		1	25		1	24	23						24	8.541
	10	22	18	1	1	22			24	23	1		1			19	9.631
	11	37	33		3	37	2	2	19	18						35	7.700
	12	37	32		5	35			33	33						36	9.177
	14	35	35			34			35	35						34	9.000
	15	1														27	8.066
	17	29	27	2		29			29	28				2		26	8.500
	18	28	26	2		28			28	28						35	8.368
	22	40	36	4		40			40	40				4	80.25	19	17.430
	23	20	20			19			20	20						6	4.416
	24	19	7	10		19	15	13	17	17	1		8	28.75			
	26	1														1	
	27	3	1			2	3	3	3	1	1		3	38.33	23	6.317	
	28	36	25	4	1	34	15	13	29	29							
61	1	22	11	10		19	10	8	21	21	1		3	31.66	8	8.000	
	9	1															
	10	14	6	6	1	13	2	4	12	11	1		5	51.00	5	16.000	
	11	7	6			7	4	1	6	6	1				6	7.250	
	13	8	6	2		8	3	1	8	8	1		2		5	7.500	
	14	1															
62	1	266	10	182	71	3			192	170				241	98.35	15	4.906
	2	260	17	127	111	5			144	144	2			234	101.65	14	5.428
	3	19	15	4					19	19				3	38.33	33	7.084
	4	41	35	6					41	41				5	53.40	18	7.155
	5	18	18						18	18						15	5.180
	6	18	15	2	1				17	17	1		2			10	3.720
	7	11	11						11	11						8	4.987
	8	15	9	6					14	14	1		4	56.25	5	4.600	
	9	7	6	1					7	7	1					8	4.600
	10	25	19	3	3				24	22	1		5	43.00	19	6.578	
	11	1														22	12.272
	12	38	22	1	12	3			38	23						11	11.600
	14	17	12	5					17	17			1	5	115.00	27	10.925
	15	54	27	21	5	1			53	48				26	101.73	32	11.625
	16	73	32	25	16				73	57				40	98.72	34	11.517
	17	79	35	30	12	2			79	65	1	1		40	98.72	32	11.517
	18	38	32	2	2	2			38	34				2		34	12.465
	19	15	14		1				15	14						14	11.814
	20	20	17	3					19	19						17	12.188
	21	14	13	1					14	14						13	11.607
	22	17	15	2					16	17						15	12.086
	63	1	26	25	1		26		1	26	26		1				24
3		8	7		1	8		1	7	7						6	11.083
4		23	22	1		23			23	23						22	10.590
5		13	11	2		13			13	13						11	13.363
6		19	19			19			19	19						19	10.684
7		7	7			7			7	7						7	10.500
8		8	8			8			8	8						8	10.562
9		14	14			14			14	14						14	10.828
10		3	1	2		3			3	3						1	
14		14	12	2		14			14	14						11	11.545
15		16	14	2		16			16	16						14	9.321
16		11	10	1		11			11	11						10	9.450
17		16	16			16			16	16						16	9.875
18		7	6			7			6	6						6	7.366
21		4	2	2		4			4	4						2	
22		16	11	1	4				16	12						10	7.670
24		15	14	1		15			15	15						14	9.571
25		17	17			17			17	17						17	9.470
26		17	17			17			17	17						17	9.111
27		15	14			15	1	1	14	14						15	9.226
28		18	14	1	3		18		15	15						15	8.913
29	6	3		1	2	6		6	6						3	3.833	
30	4	3				4		4	4						2		
34	10				10			10	3						3	8.666	
35	3					3		3	3						24	8.229	
36	25	24	1		25			25	25				1		18	8.616	
37	18	18			18			18	18								

¹For renter - occupied dwelling units and vacant nonseasonal not dilapidated units, for rent.
²For owner - occupied dwelling units and vacant nonseasonal not dilapidated units, for sale only.

HOUSING—BLOCK STATISTICS

Table 3.—CHARACTERISTICS OF HOUSING FOR CENSUS TRACTS, BY BLOCKS: 1950—Con.

Census tract	Block	All dwelling units by occupancy and tenure					All dwelling units by condition and plumbing facilities			Occupied dwelling units			Contract monthly rent ¹		Value ² of one-dwelling-unit structures	
		Total	Owner occupied	Renter occupied	Vacant non-seasonal not dilap., for rent or sale	Other vacant and non-resident	Number reporting	No private bath or dilap.	No running water or dilap.	Total	Persons per room		Number reporting	Average monthly rent (dollars)	Number reporting	Average value (dollars)
											Number reporting	1.51 or more				
63	38	17	15	2		17			17	17						
	39	15	13	2		15	1	1	15	15			2		15	8,493
	40	23	22	1		23			23	23			1		13	8,346
	41	25	23	1	1	24			24	24			1		22	8,286
	42	9	8	1		9			9	9			1		23	8,186
	43	15	6	1	6	15	2		7	7			1		7	8,242
	45	6	4	1		5	1		5	5			1		11	7,072
	47	6	5	1		5	1	1	5	5			1		3	7,000
	48	5	3			3			3	3					4	9,250
	49	1		1		1			1	1			1		3	7,333
	50	1														
	52	514	476	10	17	11	1		507	486			6		473	7,740
	53	48	39	8		48	1	1	47	47	1		8	80.00	37	7,283
	54	14	13	1		14	1	1	14	14	1		1	81.00	11	11,209
	55	32	31	1		31			32	32			1		26	12,038
	56	9	8	1		9		1	9	9			1		6	13,250
	58	27	23			26	4		23	23	1				23	13,000
	59	11	9		1	11	1		9	9					10	16,350
	60	9	9			9			9	9					8	15,187
	61	16	13	1	1	13	1		13	14					11	10,081
	62	50	47	3		50			50	50			3		46	7,330
	63	56	52	3		55	1		55	54	1		2	85.00	49	7,322
	64	14	11	1		14	2		12	12	1		1		11	11,345
	65	23	19	2		23	2		19	19					18	10,755
	66	42	35	5		42	2		40	39	1		4	83.00	31	7,525
	67	46	45	1		45			46	44	1				40	7,310
	68	43	42	1		43			43	43			1		37	7,563
	69	30	23	2		29	5		25	24	1		2		22	8,004
	70	3	3			3			3	3					2	3,666
	71	3	3			3		3	3	3					3	3,833
	72	5	5			5		5	5	5	1				5	3,100
	73	10	10			9		8	10	10					9	3,522
64	1	40	37	3		40			40	39		4			35	8,402
	2	9	9			9			9	9			2		8	8,562
	3	33	33			33			33	32		1			32	8,190
	4	14	13	1		14		1	14	14					13	7,961
	5	21	20		1	21		1	20	20	1				18	8,211
	9	3	3			3			3	3					2	8,211
	10	98	8	8	1	94	3		89	86	1		81	65.00	7	8,142
	11	1	24	1	6	26			25	25			1		23	8,173
	12	30	29	1	1	29			30	30					29	8,113
	13	26	25	1		26			26	26					23	8,091
	14	26	25	1		26			26	26	1				24	7,916
	15	30	28	2		30			30	30		1			28	8,046
	16	8	8			8			8	8					8	7,437
	17	7	6	1		7			7	7	1				6	7,000
	18	21	17	1	2	21	1		18	17			1		18	7,500
	19	26	26			26			26	26					26	8,030
	20	30	25	4	1	30			29	29			4	82.50	25	8,020
	21	33	28	5		33			33	33			4	53.75	28	8,185
	22	22	20	2		22			22	22			2		28	8,310
	23	25	23	2		25			25	25			2		22	8,363
	24	3	2			3	1		2	2					2	
	25	6	6			6			6	6					3	
	26	30	24	1	3	30	2		25	25			2		23	8,433
	27	12	1	11		12			12	12	1		1	75.90	1	8,295
	28	36	33	3		35			36	36	1		3		2	
	29	24	20	2		24	2		22	19			2		18	4,638
	30	27	23	4		27			27	24	1		4	58.50	23	5,686
	31	25	21	4		25			25	25	3		4	33.75	20	7,140
	32	19	18	1		19			19	18			5	54.60	18	6,072
	34	31	26	5		31	1		31	31	1				26	7,103
	35	25	24	1		25			25	25	1				24	6,912
	37	81	72	8		78	1	1	80	74	1	1	5	76.00	71	7,001
	38	28	27	1		28			28	26			1		27	8,714
	39	62	58	5	4	62			58	58	2		6	62.41	27	8,092
	40	28	27	1		28			28	28			1		27	7,983
	41	6	6			6			6	6					6	7,850
	42	148	146	2		148			148	148			2		146	7,850
	43	44	41	3		43			41	41	1		4	69.43	28	7,957
	44	30	28	1	1	30			29	28			4		14	7,614
	45	27	14	13		27			27	27			2	73.33	14	7,614
	46	34	2	30		32	2		32	31			3	76.33	30	7,633
	47	19	1	18		18			19	19			1	79.11	17	7,610
	48	45	2	39		45	4		41	41			3		9	
65	1	28	16	12		28			28	28			1		16	6,456
	2	25	19	6		25			25	24			1		19	8,457
	3	30	15	15		30			30	30	1		1		14	8,314
	4	36	12	24		36			36	36			2	65.00	12	7,583
	5	13	1	10	2	12		10	11	11	2				12	7,583
	6	32	19	19		32		9	32	32			1		19	6,815
	7	40	38	2		40			38	38	1		3	69.61	13	6,676

¹For renter - occupied dwelling units and vacant nonseasonal not dilapidated units, for rent.²For owner - occupied dwelling units and vacant nonseasonal not dilapidated units, for sale only.

Table 3.—CHARACTERISTICS OF HOUSING FOR CENSUS TRACTS, BY BLOCKS: 1950—Con.

Census tract	Block	All dwelling units by occupancy and tenure					All dwelling units by condition and plumbing facilities			Occupied dwelling units			Contract monthly rent ¹		Value of one-dwelling-unit structures		
		Total	Owner occupied	Renter occupied	Vacant non-seasonal not dilap., for rent or sale	Other vacant and non-resident	Number reporting	No private bath or dilap.	No running water or dilap.	Total	Persons per room		Number reporting	Average monthly rent (dollars)	Number reporting	Average value (dollars)	
											Number reporting	1.51 or more					Occupied by non-white
65	8	39		39					39	39			39	68.58			
	9	1															
	14	2															
	18	1															
	19	31	29	2			31			31	31		2		29	6,744	
	20	100	92	5	3		100			97	97	1	4	56.25	93	7,487	
	21	12	12				12			12	12				12	8,116	
	22	32	29	3			32			32	32		3	75.00	29	7,575	
	23	18	18				18	1	1	18	18				18	7,583	
	24	18	18				18			18	18				18	7,433	
	25	28	27	1			28			28	28		1		27	6,777	
	26	4	4				4			4	4				4	6,750	
	27	12	11	1			12			12	12		1		11	7,018	
	28	15	14	1			15			15	15		1		14	6,900	
	29	3	2			1	3			2	2				1		
	31	1					1			1	1						
	32	24	21	3	1		24	1	1	24	24		3	59.33	21	6,961	
	33	23	19	3	1		23			22	22		2		19	6,863	
	34	33	29	4			33			33	33		4	65.75	29	6,968	
	35	34	30	4			34			34	34		4	51.00	30	6,956	
	36	31	31				31			31	31				31	8,006	
	37	31	31				31			31	31				31	7,687	
	38	17	17				17			17	17				17	7,917	
	39	16	16				16			16	16	1			16	7,987	
	40	32	28	4			32			32	32		3	75.00	28	7,703	
	41	28	24	2	1	1	27	1	1	26	26		2		23	7,960	
	42	27	22	3	1	1	27			25	25		3	58.66	22	6,854	
	43	27	26				27			26	26				26	7,076	
	44	9	8		1	1	9			8	8				8	7,812	
	45	31	28		2	1	31			28	28				28	7,121	
	46	18	16		2		18	2	2	16	16	2			16	6,818	
	47	28	28				28			28	28				28	8,342	
	48	16	15	1			16			16	16				15	8,026	
	49	16	15	1			16			16	16				14	8,185	
	50	32	30	2			32	1	1	32	32		2		26	8,053	
	51	18	13	1	4		18			14	14		1		12	7,475	
	52	23	18	2	3		22			20	20		1		18	7,050	
	53	2					2			1	1		2		8	6,937	
	54	12	8	3	1		12			10	10	1	2		19	6,652	
	55	22	20	1	1		22			21	21		1		19	7,221	
	56	23	20	1	2		23	1	1	21	21		1		15	7,840	
	57	21	16	1	4		21			17	17		1		3	5,166	
	58	4	3	1			4			4	4		5	55.00	7	6,128	
	59	13	7	5		1	13	1	1	8	8		1		4	6,500	
	60	8	6	2			8			10	10		2		8	6,987	
	61	12	8	2		2	12	1	1	5	5				5	6,340	
	62	5	5				5			5	5				5	7,984	
	63	18	17	7	2		18	2	2	16	16	2	6	55.83	17	7,984	
	64	4		2			4			6	6		2		3	6,000	
	66	1	1				1			1	1						
		2	10	7	3		10	7	14	10	10		3	97.66			
		7	25	14	3	1	7	23	15	17	17	6	4	28.75	13	2,723	
	67	1	158	38	118	1	1	155	33	156	154	5	116	4282	36	7,569	
		2	43	10	32	1	1	43	1	42	42	1	31	6358	10	7,460	
		3	27	26				27		26	26				26	7,515	
		4	27	25	2			27		27	27	1	2		25	6,924	
		5	31	31				31		31	31	2			31	6,961	
		6	21	20		1		21		20	20				20	6,810	
		7	33	33				33		33	33				33	7,154	
		8	19	17	2			19		19	19		2		17	6,982	
		9	4	4				4		4	4				4	7,000	
		10	7	1	6			7		7	6		2				
		11	99	1	97	1		93		98	88	2	98	35.23			
		12	222	41	177	3	1	211	1	1	218	212	2	174	36.66	38	7,302
13		2					2			2	2				2	7,087	
14		35	32	3			32			32	32		1		20	10,150	
15		24	21	2			24			23	23		2		9	9,222	
16		11	9		2		11			11	10						
68	3	57	1	50	5	1	56		51	50		53	109.90				
	4	38		34	4		38		34	34		38	110.00				
	5	954	24	906	20	4	945	108	930	922	43	916	44.85	21	8,561		
	6	41	36	2		3	39	22	38	38	1	1		8	8,412		
	7	7	3	3		1	6		6	6		3	70.00	3	9,300		
	8	32	3	32			32		32	32		32	76.25				
10	52	23	25	3	1	52	1	1	48	47	8	28	46.85	20	10,905		
69	3	15	15			15			15	15				15	14,800		
	4	57	54		2	1	57		54	54				53	15,613		
	5	121	17	102	2		120		119	118	5	103	40.72	16	15,093		

¹For renter - occupied dwelling units and vacant nonseasonal not dilapidated units, for rent.
²For owner - occupied dwelling units and vacant nonseasonal not dilapidated units, for sale only.

HOUSING—BLOCK STATISTICS

Table 3.—CHARACTERISTICS OF HOUSING FOR CENSUS TRACTS, BY BLOCKS: 1950—Con.

Census tract	Block	All dwelling units by occupancy and tenure					All dwelling units by condition and plumbing facilities			Occupied dwelling units			Contract monthly rent ¹		Value ² of one-dwelling-unit structures		
		Total	Owner occupied	Renter occupied	Vacant non-seasonal not dilap., for rent or sale	Other vacant and non-resident	Number reporting	No private bath or dilap.	No running water or dilap.	Total	Persons per room		Occupied by non-white	Number reporting	Average monthly rent (dollars)	Number reporting	Average value (dollars)
											Number reporting	1.51 or more					
69	7	608	12	595	1				607	601	19		588	41.18	10	5,490	
	8	30	29	1		591	12	7	30	30			1		29	17,206	
	9	9	9			9			9	9					9	14,944	
	10	80	10	65	5	79			75	74			69	92.34	10	16,500	
	11	44	43			44			43	43			43	42.16			
	12	172	11	157	2	172	21	8	168	168	13		156	41.27			
	13	43		43		43			43	43	2		43	42.18			
	14	345	1	337	6	345	2	1	338	338	6		339	42.38			
	15	32	1	29	1	29			30	30	1		29	43.24			
	16	32	27	5		32	21	1	32	32	5		3	43.33	2		
70	1	757	1	751	5				752	747	14		749	40.79			
71	1	397	46	340	9	2			386	367			336	90.33	33	17,866	
	3	10	9	1		10			10	9			1		9	13,200	
	4	17	17			17			17	17					17	12,664	
	5	12	10	1		12			11	11			1		10	12,150	
	6	14	9	4		14			13	13	1		3	73.33	8	12,062	
	7	22	22			22			22	22					22	8,904	
	8	11	10		1	11			10	10					10	11,420	
	9	22	16	6		22			22	22			6	114.16	16	9,456	
	10	63	57	4	2	61			61	61			5	69.00	56	8,632	
	11	22	17	4		22	1	1	21	21	3		2		16	11,037	
	13	1				1											
	20	7				7			7	7					7	9,285	
	21	19	16	3		19			19	19					16	8,112	
	22	15	11		1	15			14	14			3	67.00	12	7,816	
	23	33	31			33			33	33			2	91.66	31	7,848	
	24	26	23			26			26	26			3		23	9,282	
	25	19	16	3		19			19	19			3	95.00	16	8,881	
	26	22	21		1	22			21	21			1	70.00	21	9,033	
	27	34	33	1		34			34	34			1		33	8,521	
	28	30	28	2		30			30	30			2		28	11,475	
	29	26	22	4		26	1	1	26	26			2		22	13,886	
	30	31	28	2		31			30	30			2		28	13,117	
	31	18	14		1	18			17	17			3	111.66	28	13,571	
	33	20	15	5		20			20	20			5	120.00	14	15,928	
	34	16	15	1		16			16	16					15	16,900	
	35	20	19	1		20			20	20					19	23,836	
	36	31	25	6		31	1	1	31	31		1	6	113.33	24	17,575	
	37	13	13			13			13	13					13	21,400	
	38	6	5			6			5	5					5	21,500	
	39	23	16	5	2	23			21	21			7	194.28	11	16,545	
	40	16	15	1		16			16	16					14	12,578	
	41	30	28	2		30			30	30		1	1		28	12,078	
	42	30	30			30			30	30			2		30	13,766	
	43	24	23	1		24			24	24		1	1		23	10,430	
	44	28	25	1	1	28			28	28					25	8,936	
	45	31	31		1	31			31	31			1		31	8,329	
	46	29	29			29			29	29					29	8,227	
	47	170	33	133	3	170	2		166	166			135	85.82	27	7,877	
	48	23	21	2		23			23	23			2		21	7,547	
	49	52	35	16	1	52			51	51			16	63.68	17	8,300	
	60	29	25	4		29			29	29			2		25	7,948	
	61	30	26	4		30			30	30			4	82.50	26	9,776	
	62	29	28	1		29			29	27			1		28	10,285	
	63	41	38	3		41			41	41			3	138.33	37	13,462	
	64	30	17	11	1	30			28	26		1	12	92.25	10	12,830	
	65	12	5	7		12			12	12			7	125.00	4	14,125	
	66	13	9	4	4	13			9	9					9	28,411	
	67	6	4	2		6			6	6					2		
	68	8	7	1		8			8	8			2		2		
	69	1				1							1		6	38,250	
	70	35	4	21	10				25	21							
	71	3	2		1	3			2	2			29	113.10	2		
	72	21	17	3		21			20	20			2		10	27,950	
	73	13	11	2		13			13	13	1		1		8	28,750	
	74	9	7	2		9			9	9	2		1		5	29,000	
	75	13	13			13			13	13					11	18,818	
	76	30	27	3		30			30	30			3	123.33	26	13,153	
	77	29	27	2		29			29	29			2		26	13,942	
	78	27	14	13		27			27	27			13	69.46	14	12,200	
	79	28	17	11		28			28	28			11	63.00	17	7,211	
	80	70		69		70			69	69			69	68.40			
	81	17	13	4		17			17	17			4	70.00	13	7,384	
	82	17	14	2	1	17			16	16			2		14	6,971	
	83	34	21	13		34			34	34			13	63.84	20	7,260	
	84	29	16	13		29			29	29			13	67.69	16	12,400	
	85	36	34	2		36			36	36			2		34	15,838	
	86	27	27			27			27	27	1				26	14,607	
	87	14	13			14			13	13					13	18,346	
	88	13	13			13			13	13					13	18,269	
	89	19	17	2		19			19	16			1		15	21,666	
	90	12	11	1		12			12	12			1		11	24,409	

¹For renter - occupied dwelling units and vacant nonseasonal not dilapidated units, for rent.
²For owner - occupied dwelling units and vacant nonseasonal not dilapidated units, for sale only.

Table 3.—CHARACTERISTICS OF HOUSING FOR CENSUS TRACTS, BY BLOCKS: 1950—Con.

Census tract	Block	All dwelling units by occupancy and tenure					All dwelling units by condition and plumbing facilities			Occupied dwelling units			Contract monthly rent ¹		Value ² of one-dwelling-unit structures		
		Total	Owner occupied	Renter occupied	Vacant non-seasonal not dilap., for rent or sale	Other vacant and non-resident	Number reporting	No private bath or dilap.	No running water or dilap.	Total	Persons per room		Occupied by non-white	Number reporting	Average monthly rent (dollars)	Number reporting	Average value (dollars)
											Number reporting	1.51 or more					
71	91	7	7						7	7					7	31,142	
	93	5	5						5	4					5	47,000	
	94	1	1						1	1	1	1			9	43,666	
	95	17	10	1					17	16					17	31,176	
	96	13	13						13	13					13	31,076	
	97	13	12						12	12					11	33,909	
	98	10	10		1				10	10					9	36,722	
	99	5	4	1					5	5		1			4	36,875	
	100	20	11	6		3			17	17	4	3	4	44.50	2		
	102	20	18	2					20	20	1	1			15	27,966	
	103	18	16	1		1			17	17					16	29,525	
	104	7	7						7	7					7	27,571	
	105	19	18	1					19	19					18	21,050	
	106	11	10		1				10	10					10	24,820	
	107	25	18	6	1				24	24			6	81.33	17	13,341	
	108	24	20	3		1			23	23			3	46.33	19	8,121	
109	12	11	1					12	12			1		11	6,954		
110	17	16		1				16	16					14	12,392		
72	1	19	10	2		7			12	11					7	10,357	
	2	25	6	4	15				10	10			1	88.75	20	8,030	
	3	7	1	3					4	4			3	100.00	1		
	4	27	19	4					23	23			4	85.00	17	9,176	
	5	23	16	6	1				22	22			6	100.00	14	11,000	
	6	11	8	3					11	11			3	86.66	7	10,457	
	7	24	39	3		4			39	39					37	8,264	
	8	24	24						24	24	1				19	9,701	
	9	18	16	2					18	18			2		15	8,400	
	10	29	25	4					29	29			4	74.25	20	8,235	
	11	36		34	1	1			34	34			34	68.70			
	12	22		21	1				22	21			22	66.81			
	13	16	8	16		2		2	24	24			16	74.68	8	7,175	
	14	22	4	18				2	22	22			12	50.91	12	2,222	
	15	39	27	10	1	1		24	37	31	5	1	8	68.25	8		
	16	41	37	17					41	39			36	74.80	22		
	17	24	17	26					26	26			16	83.25	7	7,114	
	18	14	12	26					26	26			12	90.00	13	6,984	
	19	23	23						23	23			23	73.00			
	20	23	1	19		1			20	20			19	73.00	1		
	21	50		50					50	50			50	75.80			
	22	48	4	44					48	46			44	75.79	3	9,166	
	23	40	1	39					40	40			39	71.10	1		
	24	2							2	2							
	25	27	21	4					25	22		1			18	9,011	
	26	2	7	1					8	8			1		7	8,928	
	27	4	3	2		4			39	38			41	75.73	35	9,594	
	28	41	37	40	1				40	40			36	76.38			
	29	37	1	35	1				36	36			36	76.38	1		
	30	33	36		35				36	35			35	75.51			
	31	23	22				1		22	22			1		19	6,847	
	32	35	33	2		1			35	35			1		32	6,875	
33	11	11	1					12	12					11	7,127		
34	23	23						23	23					23	8,739		
35	21	20	1					21	21			1		15	7,413		
36	15	11	3		1			14	14			3	80.00	10	13,000		
37	40	39	1				30	40	38					1			
38	5	1	4					5	5								
39	9	9						9	9					8	16,375		
40	10	9	1					10	10			1		8	19,000		
41	22	21	1					22	22			1		20	8,345		
42	3							3	3					1			
43	3							3	3	1		1					
44	9	2	1					9	6			2		2			
45	7	4	2					7	6			1		6	22,083		
46	1							1	1								
47	7	5	2					7	7			2		2			
48	20	15	5					20	20	1		4	60.00	10	7,000		
49	16	3	13					16	16			10	38.50	2			
50	14	4	10					14	14	9	1	10	33.10	3	28,500		
51	11	10	5					15	14	3		3	93.33	8	12,112		
52	2				4			2	2					4	7,100		
53	18	1			17			1	1					1			
73	5	107	55	34	12	6		103	89	88	4	4	22	138.77	41	21,865	
	6	25	22	2		1		24	24	2	2	1		16	44,812		
	7	14	10	3				14	13			3		7	56,428		
	8	21	15	4		2		21	19	1		4		11	52,000		
	9	21	15	4		2		21	19	1		4		11	52,000		

¹For renter - occupied dwelling units and vacant nonseasonal not dilapidated units, for rent.
²For owner - occupied dwelling units and vacant nonseasonal not dilapidated units, for sale only.

HOUSING—BLOCK STATISTICS

Table 3.—CHARACTERISTICS OF HOUSING FOR CENSUS TRACTS, BY BLOCKS: 1950—Con.

Census tract	Block	All dwelling units by occupancy and tenure					All dwelling units by condition and plumbing facilities			Occupied dwelling units			Contract monthly rent ¹		Value ² of one-dwelling-unit structures	
		Total	Owner occupied	Renter occupied	Vacant non-seasonal not dilap., for rent or sale	Other vacant and non-resident	Number reporting	No private bath or dilap.	No running water or dilap.	Total	Persons per room		Number reporting	Average monthly rent (dollars)	Number reporting	Average value (dollars)
											Number reporting	1.51 or more				
73	10	18	13	3		2			16	15	1					
	11	20	4	13	1	2			20	16		1				
	15	12	9	3		2			17	16			11	1868.1	6	29833
	16	16	14	1	1				12	12		2			9	14666
	17	18	6	6	6				15	15					13	15769
	18	10	10						10	10		8	1960.0		10	27200
	19	17	10		1	6		1	10	9					5	31000
	20	9	9						8	8					9	34444
	21	18	13	5					18	18	1	5			10	50100
	22	35	23	11		1			33	30		8			10	42000
	23	20	14	5		1			19	18					11	22918
	24	12	9	3				1	12	11		1			8	20750
	25	25	21	1	1	3			25	21					18	21944
	26	6	6						6	6					6	36333
	27	12	9	1	1	1		1	11	10					7	26428
	28	19	15	3		1		1	19	18		1			11	36272
	29	35	32	1	1				35	32	1				29	12034
	30	37	32	4		1			37	35		2			30	11683
	31	23	20	4					23	22		1			18	23055
	32	28	25	2	1				24	27		1			22	22454
	33	7	7						7	7					7	17714
	34	127	65	49	1	12		1	127	114		4	1041.7		52	18715
	35	64	57	5		2			61	62	2	1			50	22180
	36	15	15						15	15					15	16333
	37	10	10						10	10					10	16250
	38	30	23	3	1	3			30	26		1			19	15263
	39	24	18	5		1			24	23	2	4	700.0		16	20687
	40	19	17	1		1			19	18					16	19187
	41	6	6						6	6					6	17333
	42	23	18	4		1			23	22		4	612.5		14	16250
	43	14	12	2					14	14					11	13227
	44	65	38	3	4	20			41	40		2			37	10643
	45	29	29						29	29					29	8027
	46	29	27	2					29	29		2			27	8733
	47	30	28	2					30	29		2			28	9060
	48	28	27	1					30	30		2			26	10703
	49	13	10	3					28	28		1			7	15857
	50	26	24	1		1			25	24		2			20	16850
	51	11	9	1					11	10					9	19555
	52	20	18	2		1			19	20		2			18	16944
	53	19	18			1			19	18					18	15694
	54	67	61	5	1			2	65	64		4	885.0		59	12723
	55	5	4	1					5	5					4	12875
	56	30	25	4		1			29	28		4	775.0		24	11666
	57	26	24	2					26	26		2			24	14500
	58	6	6						6	6					6	15833
	59	28	25	2		1			27	27		2			24	16937
	60	21	20	1					21	20					20	13475
	61	34	27	5	1	1			34	32	2	4			21	13857
	62	22	21	1					22	22					21	12938
	63	13	11			2			12	11					11	12000
	64	40	37	3					40	40		1			35	14285
	65	37	32	3	1	1			35	35		3	1150.0		28	14660
	66	32	27	5					32	32		4	1042.5		27	14092
	67	5	5						5	5					5	16800
	68	7	7						7	7					7	17142
	69	6	6						6	6					6	17000
	70	25	22	3					25	25					21	10357
	71	23	22	1					23	23		2			22	14090
	72	19	17		1	1			19	17		1			17	12058
	73	17	14	3					15	16		3	933.3		13	12076
	74	15	14	1					15	15		1			14	16707
	75	15	14	1					15	15					14	13571
	76	9	9						9	9					9	17555
	77	21	19	2					21	20					18	11488
	78	26	20	6					26	26		6	533.3		20	9455
	79	15	12	3					15	15		3	56.00		12	10525
	80	20	12	7					20	19		6	571.6		12	11125
	81	14	14			1			14	14		1			14	12857
	82	20	18	2					20	20		2			16	14250
	83	30	26	4					29	30		3	1033.3		26	11192
	84	29	24	3		2			27	27		3	620.0		24	12966
	85	25	24	1					25	25		1			24	10645
	86	6	5	1					6	6		1			5	16700
	87	38	34	1	2	1			38	35		1			32	14109
	88	11	11						11	11					11	13990
	89	21	18	1	2				21	19		2			17	13470
	90	39	38	1					39	39		1			37	13302
	91	23	22						22	22					21	11190
	92	28	25	3		1			28	28		3	766.6		22	10318
	93	42	37	4		1			41	41		4	862.5		36	11638
	94	54	50	3	1				53	53		3			50	12140
	95	26	19	5		2			24	24	1	2	1083.3		19	11036
	96	14	12	2					14	14		2			12	10375
	97	37	29	5	2	1			34	34		2			25	14800
	98	9	9						9	9		6	900.0		9	21000

¹For renter - occupied dwelling units and vacant nonseasonal not dilapidated units, for rent.
²For owner - occupied dwelling units and vacant nonseasonal not dilapidated units, for sale only.

Table 3.—CHARACTERISTICS OF HOUSING FOR CENSUS TRACTS, BY BLOCKS: 1950—Con.

Census tract	Block	All dwelling units by occupancy and tenure					All dwelling units by condition and plumbing facilities			Occupied dwelling units			Contract monthly rent ¹		Value ² of one-dwelling-unit structures		
		Total	Owner occupied	Renter occupied	Vacant non-seasonal not dilap., for rent or sale	Other vacant and non-resident	Number reporting	No private bath or dilap.	No running water or dilap.	Total	Persons per room		Occupied by non-white	Number reporting	Average monthly rent (dollars)	Number reporting	Average value (dollars)
											Number reporting	1.51 or more					
74	1	14	10	1	3	13			11	11					5	55,800	
	2	4	4			3			4	4					4	22,500	
	3	4	3	1		4			4	4					2	34,500	
	4	9	9			9			9	9					5	23,333	
	5	10	10			9			10	9					6	27,166	
	7	6	6			5			6	5					3		
	9	1													1		
	12	4	2		1	1	4			2	2						
	13	2															
	14	8	6	2			8			8	8		1		5	48,000	
	15	8	8				8			8	8				6	77,000	
	16	8	6		1	1	6			6	6				4	26,250	
	17	7	7				7			6	7				4	43,750	
	19	5	3	1		1	4			4	3				2	27,333	
	20	7	6				6			6	6				5	53,000	
	21	12	8	2		2	12			10	10	2	2		4	49,333	
	22	11	9	1	1		11			10	10			1	3	36,500	
	23	7	6	1			6			6	6			1	4	55,250	
	24	4	3			1	4			3	3				3	31,833	
	25	3	2			1	2			2	2				1	31,833	
	28	13	12		1		13			12	12				13	28,538	
	29	17	14			3	17			14	14				14	29,833	
	30	15	14		1	2	15			14	14				10	27,166	
	31	15	10		2	3	15			10	10				17	48,833	
	33	21	18			3	21			18	18				12	24,333	
	34	15	12	1	1	1	14			13	12				12	24,333	
	35	8	6			2	8	1	1	6	6				6	35,500	
	36	1													1		
	75	1	11	7	4		10			11	10	1	4		1		
		2	28	24	4		24			28	27	1	4		12		
		3	11	10			11		1	10	10				6		
		4	8	7	1		8			8	8				6		
		5	12	10	2		12			12	12				9		
		6	13	11	2		12			13	12		1		10		
		7	9	8			9		1	8	8			1	8		
		8	13	12	1		13			13	13			1	12		
9		3	3			1			3	3			1	2			
10		4	2	2		4			4	4		1	2	2			
11		11	6	3		9			9	5	1	2		2			
12		10	8		2	10			8	8				8			
13		11	9			11		2	9	9				8			
14		10	9	1		10			10	10	2	6		1			
15		16	10	6		14			16	16		2	1	5			
16		10	8	2		8			10	10	1	2	1	1			
17		7	6	1		7			7	7		1	1	1			
18		15	13	2		13			15	14				6			
19		6	6			6			6	6				3			
20		5	4			5		1	4	4				6			
21		7	6			7			6	6		1		6			
22		5	4	1		4			5	5				3			
23		6	6			6			6	6				5			
24		8	6	1		7			8	7		1		5			
25		10	9			10			9	9				8			
26		12	10	2		11			12	12				8			
28		11	8	3		11			11	11				6			
29		4	4			4			4	4		1		4			
30		7	4	3		6			7	6		1		3			
31		7	5	2		6			7	6				2			
32		31	17	14		22			31	25	2	10		6			
33		1							1					2			
34		5	3	2		5			5	5				5			
35		9	6	3		8		1	9	9				5			
36		2				2			2	2				5			
37		6	5	1		6			6	6				3			
38	9	6	2		8			9	7				3				
76	3	6	5	1		6			6	5			1	4			
	4	1				1			1	1				1			
	5	3	1		2	3			3	3				3			
	6	3	3			3			3	3				3			
	8	2															
	10	2							3	3				3			
	11	3	3			3			3	2				3			
	12	3	3			3			3	3				3			
	13	2															
	16	1															
	20	47	42	1		4	47	1	1	43	43	2	1	42			
	21	5	5				5			5	5			4			
	22	14	10	4			13			14	13		2	6			
	23	1															
24	2																
25	36	22	7	5	2	32	1	1	29	25	1	3	1	20			
26	1																
27	41	23	10	3	5	41	1	1	33	33		2	22				

¹For renter - occupied dwelling units and vacant nonseasonal not dilapidated units, for rent.
²For owner - occupied dwelling units and vacant nonseasonal not dilapidated units, for sale only.

HOUSING—BLOCK STATISTICS

Table 3.—CHARACTERISTICS OF HOUSING FOR CENSUS TRACTS, BY BLOCKS: 1950—Con.

Census tract	Block	All dwelling units by occupancy and tenure					All dwelling units by condition and plumbing facilities			Occupied dwelling units			Contract monthly rent ¹		Value ² of one-dwelling-unit structures	
		Total	Owner occupied	Renter occupied	Vacant non-seasonal not dilap., for rent or sale	Other vacant and non-resident	Number reporting	No private bath or dilap.	No running water or dilap.	Total	Persons per room		Number reporting	Average monthly rent (dollars)	Number reporting	Average value (dollars)
											Number reporting	1.51 or more				
76	29	3	1	2		3	3	2	3	3	1	2			1	
	31	10	5		5	10			5	5					5	27,400
	32	11	6		5	11			6	6					6	28,083
	34	7	6		1	7			6	6					6	30,563
	35	7	6	1		7			7	7					7	25,916
	36	4	3		1	4			3	3					3	8,666
	38	8	6		1	8	1		6	6					6	18,500
	39	8	3		5	8			3	3					3	26,500
	40	46	45	1		46			46	46		1		44	21,693	
	41	14	13		1	14	1		13	13				13	29,846	
	42	11	11			11			11	11					11	26,045
	43	15	10	1	4	14			11	10					10	25,100
	44	11	10		1	11			10	10					10	26,050
	45	2														
	46	9	5		4	9			5	5					5	21,300
	47	17	16		1	17			16	16					16	13,218
	48	17	16		1	17			16	16					16	12,237
	49	14	13		1	13			14	13					12	15,291
	50	20	17	3		20			20	20		1	3	17	16,947	
	51	17	15	1	1	17			16	16				14	18,464	
	52	11	9	1	1	11			10	10					9	17,388
	53	26	22	3	1	26			25	25		1	2	21	20,738	
	54	12	12			12			12	12					12	17,708
	55	14	13		1	14			13	13					13	17,553
	56	18	18			18			18	18					18	17,553
	57	9	9			9			9	9					9	14,111
	58	7	6		1	7			6	6					6	15,333
	59	18	17		1	18			17	17					17	17,466
	60	15	13		2	15			13	13					13	21,341
	61	11	10	1		11			11	11			1	10	16,500	
	62	24	21	2	1	24			23	23			1		20	18,000
	63	16	9	1	5	16	1		10	10			1		8	19,187
	64	12	11		1	11			11	10			1		8	29,900
	65	6	6			6			6	6			1		10	43,250
	66	9	8			9	1		8	8					8	10,662
	68	4	4			4			4	4					4	13,225
	69	5	4			5	1		4	4					4	23,750
	70	7	7			7			7	7					4	16,471
	74	18	15	2	1	18			17	17			2		15	18,333
	75	15	13		2	15			13	13			2		13	25,953
	76	68	41	2	23	68	2		43	42			1		42	16,273
	77	13	12			13			13	13			1		11	17,909
	78	17	15	2		17			17	17					14	17,035
	80	5	2		1	5			4	4					1	8
	81	9	8		1	9			8	8		1	1		8	41,812
	83	2	2			2			2	2					2	
	84	6	5		1	6			5	5					4	16,875
	85	8	7		1	8	1		7	7					7	24,571
	87	2				2			2	2					2	
	88	18	15		3	18			15	15					15	21,286
	89	19	13		5	19	1		13	11					13	21,653
77	1	3	1		2	3			1	1					1	
	3	8	7		1	8			7	7					7	18,928
	4	10	10			10			10	10					10	21,987
	5	8	8			8			8	8					8	21,667
	6	18	18			18			18	18					18	21,667
	7	16	15	1		14			16	16		1		16	32,031	
	8	5	4		1	5			4	4				4	24,555	
	10	2				2			2	2					2	19,875
	11	1				1			1	1					1	
	12	6		6		6			6	6		6	10	4.50		
	13	9	9			9			9	9					9	22,055
	14	9	9			9			9	9					9	29,611
	15	18	16		2	18			16	16					16	24,187
	16	12	12			12			12	12					12	24,545
	18	9	9			9			9	9					9	22,277
	19	21	19		2	21	2		19	19					18	22,805
	20	47	42		4	45	1		46	45					32	23,218
	21	59	45	13	1	57	1		58	58		1	3	27	25,870	
	22	53	46	7		53			52	52		2	7	26	25,500	
	23	5	1		4	5			1	1		5	2	1		
	24	713	7	611	92	702	3	2	618	610	11	10	6	9	3	19,166
	25	33	28	5	1	33	1	2	31	31	2	2	4	18	23,777	
78	1	5	1	3	1	5			4	4			3		1	15,500
	4	11	8	1		10	1		5	5			2		3	12,333
	5	6	4			6		1	5	5					2	
	6	13	5			12			11	11					2	
	7	76	44	32		70	19		76	73		2	4	37	7,000	
	8	9	1	8		7			9	9					4	
	10	2				2			2	2					2	
	11	13	7	6		13	3	2	13	13				6	7,166	
	12	13	10	2		13	4	1	12	12		1		7	6,042	

¹For renter-occupied dwelling units and vacant nonseasonal not dilapidated units, for rent.²For owner-occupied dwelling units and vacant nonseasonal not dilapidated units, for sale only.

Table 3.—CHARACTERISTICS OF HOUSING FOR CENSUS TRACTS, BY BLOCKS: 1950—Con.

Census tract	Block	All dwelling units by occupancy and tenure					All dwelling units by condition and plumbing facilities			Occupied dwelling units			Contract monthly rent ¹		Value ² of one-dwelling-unit structures			
		Total	Owner occupied	Renter occupied	Vacant non-seasonal not dilap., for rent or sale	Other vacant and non-resident	Number reporting	No private bath or dilap.	No running water or dilap.	Total	Persons per room		Number reporting	Average monthly rent (dollars)	Number reporting	Average value (dollars)		
											Number reporting	1.51 or more					Occupied by non-white	
78	13	38	13	24		1	38	19	4	1	37	37	7	14	3092	12	8.708	
	14	39	31	8			39	4			39	39	2	6	5133	28	6.392	
	15	1																
	16	29	25	3	1		28	4			28	27		3	2666	21	6.738	
	17	57	28	27	1	1	57	9	4		55	55	4	25	4164	22	8.000	
	18	32	17	6		9	32	2			23	23	1	5	4720	16	6.325	
	19	2																
	20	54	26	25	2	1	53	13			51	51	6	26	4980	21	7.357	
	21	12	8	2	2		12	3			10	10	1	2	6150	8	6.150	
	22	30	23	6		1	30	2			29	29		6	4583	22	6.954	
	23	31	31				31	1	1		31	30	1				29	9.358
	24	19	17	1		1	19	2	2		18	18		1			15	9.480
	25	4	4				4	1			4	4						
	26	5	3	2			5	1	1		5	5	1	1				
	27	15	10	4		1	13	2	2		14	14	1	1				11.833
	28	1					1				1							
	29	3		3			3	1	1		3	3		3	58.33			
	79	1	5	1	3		1	5	2		4	4		3	27.66	1		
		2	21	4	15	2	1	18	2	2	19	16	2	14	59.57	3	13.333	
		6	3	1	2			3			3	3						
		8	25	22	3			25			25	25					25	15.268
		9	25	22	3			25	1	1		24	24				23	15.265
		10	25	22	3			25	3	3		25	25				25	16.320
		11	13	11	1		1	13				12	11		1		10	17.630
		12	19	17	2			19				19	18	1	2		17	24.352
		13	18	17	1			18				18	18	1	1		16	19.543
		14	16	16				16				16	16				14	12.964
		15	130	123	2	2	3	127	1	1		125	123	1	2		116	14.986
		16	1					1				1	1					
20		37		35	1	1	35				35	35		36	65.00			
21		70		68	1	1	68				68	67		68	65.00			
22		21		21			21				21	21		21	65.00			
23		40	34	2			40	4	3		40	40	2	6	51.33	34	7.161	
24		17	15	2			17	1	1		17	17		2		15	4.980	
25		53	1	51	1		51	4	4		52	52		52	64.90			
26		27		27			27	1	1		27	27		27	65.00			
29		3	2	1			3	1	1		3	3				1		
30		13	7	6			13				13	13	1	3	60.00	6	10.666	
80		1	2				2				2	2						
		4	71	68	3		69	1	3		71	71	1	3	45.00	68	17.323	
		5	3				3		3		3	3		3	17.66			
		6	13	7	4	2	1	13	1	1		11	11		6	53.83	5	62.800
		7	25	15	8	1	1	22				23	22		5	41.80	15	48.866
		8	3					3		1		3	3		1		2	
		9	9					9				9	9				9	19.333
		10	37	36	1			37				37	37		1		36	16.625
	11	28	26	1		1	28				27	27		1		25	15.420	
	12	21	20	1			21				21	21		1		20	14.225	
	13	21	20	1			21				21	21		1		20	19.875	
	14	25	22	2		1	25				24	24		1		22	25.636	
	15	16	16				16				16	16				16	25.093	
	16	23	21	2			23				23	23				21	17.166	
	17	229	158	4	24	1	229	2	1		204	204	1	44	77.45	154	21.964	
	18	26	25	1			26				26	26		1		25	22.124	
	21	36	24	12			36				24	24		26	98.34			
	22	52	1	50	1		51				51	51		51	74.62			
	23	50	48	2			50				48	48		50	74.80			
	24	8	8				8				8	8				8	15.900	
	25	9				2	9				7	7				7	17.571	
	26	16	13	1			15				14	14		1		12	16.583	
	27	13	13				13				13	13				12	23.125	
	28	10	10				10	1	1		10	10	1			9	18.611	
	30	9	9				9				9	9				9	24.333	
	31	2					2				2	2				12	27.875	
	32	13	12			1	13				12	12				17	22.176	
	33	17	17				17				17	17				22	19.590	
	34	23	22	1			23				23	23		1		19	17.263	
	35	24	23	1			24				24	23						
	36	33	32	1			33				33	33		3	44.00	31	14.000	
	37	24	18	1			24	2			24	23		4		16	15.250	
	38	15	14	1			15				15	15		1		13	15.730	
	39	19	16	3			19	1			19	19		1		15	17.400	
	40	5	5				5				5	5				5	20.500	
	41	31	23	8			31				31	31	2	2	67.80	18	20.444	
42	20	16	3		1	18				19	19		5		15	21.666		
43	21	19	1		1	21				20	20		2		19	24.447		
44	17	15	2			17				17	17		2		14	20.785		
81	1			1		1				10	10		1		9	20.722		
	2	6	3		1	6				5	5		2		4	21.875		
	3	4	4			4				4	4							

¹For renter - occupied dwelling units and vacant nonseasonal not dilapidated units, for rent.
²For owner - occupied dwelling units and vacant nonseasonal not dilapidated units, for sale only.

HOUSING—BLOCK STATISTICS

Table 3.—CHARACTERISTICS OF HOUSING FOR CENSUS TRACTS, BY BLOCKS: 1950—Con.

Census tract	Block	All dwelling units by occupancy and tenure					All dwelling units by condition and plumbing facilities			Occupied dwelling units			Contract monthly rent ¹		Value ² of one-dwelling-unit structures		
		Total	Owner occupied	Renter occupied	Vacant non-seasonal not dilap., for rent or sale	Other vacant and non-resident	Number reporting	No private bath or dilap.	No running water or dilap.	Total	Persons per room		Occupied by non-white	Number reporting	Average monthly rent (dollars)	Number reporting	Average value (dollars)
											Number reporting	1.51 or more					
81	5	20	17	3					20	20							
	6	47	43	1					44	43							
	7	49	21	13	7	8		6	34	34	5		18	56.94	16	12,500	
	8	4	4						4	4					41	10,878	
	9	9	5	2		2			7	7			1		18	8,200	
	10	12	8	2		2			9	9			1		4	20,875	
	11	11	8	2		1			11	11		1	2		5	18,560	
	12	11	8	2					10	10			2		6	27,800	
	13	15	4	1	1				10	10			2		6	32,666	
	14	3	4	1	1				15	15	1		11	38.36	2		
	15	9	9						3	3			1		1		
	16	9	9						9	9					9	26,555	
	17	12	11	1					12	12	1	1			11	21,545	
	18	12	8	4					12	12			3	97.66	5	25,200	
	19	11	9	1	1				11	10					9	21,000	
	20	15	13	1					14	13					13	23,769	
	21	11	11						11	11					11	18,545	
	22	48	44	3	1				47	47			2		41	8,739	
	23	48	46	2					46	46			2		44	9,215	
	24	19	18	1					17	17					16	9,562	
	25	21	21						21	20					21	10,604	
	26	12	11	1					12	12					10	12,950	
	27	8	7			1			7	7					7	16,071	
	28	27	24	2		1			26	26			2		23	15,708	
	29	22	22						22	22					22	9,445	
	30	18	15	3					18	18			2		15	9,280	
	31	50	46	3	1			1	49	49	1		4	65.00	44	8,843	
	32	8	6	1					7	7			1		6	16,833	
	33	8	6	1	1				6	5					6	19,500	
	34	13	11	2		1			13	13	1	1	1		11	21,727	
	35	14	10	3	1				13	12			1		9	21,666	
	36	22	20	2					22	22	1	2	1		19	24,842	
	37	2															
	38	20	18	2					20	20	1		1		17	24,205	
	39	6	4	2					6	6			2		4	23,250	
	40	8	7	1					8	8					7	19,857	
	41	1															
	42	61	56	1	1	3			57	57			1		56	8,608	
	43	16	14	1	1				15	15			1		13	8,753	
	44	21	20	1	1				21	20			1		21	9,985	
	45	22	20	2					22	20					19	13,447	
	46	22	19	1	1				22	20			1		19	16,368	
	47	14	11		2	1			13	11					10	27,500	
	48	22	17	4	3				22	21			2		18	9,444	
49	17	15	2					16	17			1		15	8,113		
50	51	47	3	1				48	50			3	75.00	46	8,341		
51	20	20						20	20					19	7,905		
52	44	14	5	1				20	19			2	54.40	15	6,246		
53	20	15	4					19	19			5	72.50	15	6,873		
54	16	12	2	1	1			16	14			4		12	6,841		
55	5	4	1					4	5			2		4	14,125		
56	19	16	3					19	16			1		15	21,233		
57	23	21	2					21	23			2		19	13,473		
58	29	26	2					27	28			1		24	13,250		
59	15	11	2	1	1			15	13			2		11	7,027		
60	21	15	5		1			21	19	1		5	56.60	15	6,846		
61	18	13	4					18	17			4	47.50	12	7,108		
62	36	29	5	2				36	34			6	52.50	27	7,392		
63	5	4	1					5	5			1		4	15,000		
64	7	4						4	4					4	21,250		
65	1																
66	26	18	6	2				26	24	1		7	54.28	17	7,052		
67	19	16	3					19	19			3	47.66	16	7,187		
68	21	17	4					21	21			4	66.25	17	7,205		
69	10	8	2					10	10			2		7	7,257		
70	9	9						9	9					9	14,277		
71	11	11						11	11					10	7,000		
72	15	13	1					15	14			1		13	6,853		
73	21	16	3	1	1			21	19			3	65.00	16	6,800		
74	19	17	1					19	17			1		16	6,781		
75	13	13						13	13			1		12	7,333		
76	18	16	2					17	18	1		2		15	7,126		
77	10	10						10	10					9	6,388		
78	17	15	2					17	17			2		12	6,075		
79	24	21	2		1			24	23			2		19	6,684		
80	2	13	5	7	1			13	12			7	21.28	5	11,900		
81	3	118	24	75	15	4		115	99	7	3	1		21	12,523		
82	4	19	12	7				19	19			6	36.16	11	6,590		
83	20	137	2	64	2			201	139	1		1		136	7,176		
84	5	3	1	1				2	2					1			
85	6	1	1	8				7	7			1	55.50	60	9,033		
86	7	62	62	9	5			60	57	1	1	10	80.42	61			
87	10	13	8	5	3	1		13	9			1		6	23,416		
88	11	2															
89	12	1															
90	13	5	3	2				5	3					3	21,333		

¹For renter - occupied dwelling units and vacant nonseasonal not dilapidated units, for rent.
²For owner - occupied dwelling units and vacant nonseasonal not dilapidated units, for sale only.

Table 3.—CHARACTERISTICS OF HOUSING FOR CENSUS TRACTS, BY BLOCKS: 1950—Con.

Census tract	Block	All dwelling units by occupancy and tenure					All dwelling units by condition and plumbing facilities			Occupied dwelling units			Contract monthly rent ¹		Value ² of one-dwelling-unit structures		
		Total	Owner occupied	Renter occupied	Vacant non-seasonal not dilap., for rent or sale	Other vacant and non-resident	Number reporting	No private bath or dilap.	No running water or dilap.	Total	Persons per room		Occupied by non-white	Number reporting	Average monthly rent (dollars)	Number reporting	Average value (dollars)
											Number reporting	1.51 or more					
82	14	3	2		1	3	1	1	2	2						2	
	15	2				2											
	16	2				2											
	17	6	5		1	6			5	5						5	21,700
	18	1				1											
	19	1				1											
	20	3	2		1	3			2	2						2	
	21	8	4		1	3			8	5				1		4	19,000
	22	2				2			2	2				2			
	24	27	25	2		27			27	27				2		24	9,487
	25	22	16	5		22		4	4	21	21			5	56.00	13	10,700
	26	7	6		1	7			6	6						6	17,000
	27	8	8			8			8	8						8	18,375
	28	11	11			11			11	11						11	18,636
	29	15	15			15			15	15						15	20,866
	30	37	36		1	37			36	36				1		34	18,079
	31	17	15		1	17			16	16						13	22,269
	32	35	33		1	35			33	33						30	17,083
	33	8	8			8			8	8						7	16,357
	34	12	12			12			12	12						11	20,636
	38	3	2		1	3		1	3	3				1		2	
	39	4	3		1	4			4	4				1		3	8,333
	40	1				1											
	41	2				2											
	42	6	6			6			6	5						5	16,400
	43	26	23	2		25		1	25	24				1		21	17,309
	44	4	4			4			4	4						4	16,875
	45	3	3			3			3	3						3	20,666
	46	7	7			7			7	7						7	16,000
	47	10	9		1	8			10	8						8	13,687
	49	11	10		1	11			11	11		1		1		7	19,714
	50	3	3			3			3	3						3	16,666
	52	5	3		2	5			5	5				2		1	
	53	1				1			1	1							
	55	14	11		2	12			12	13				2		10	2,920
	56	4	3		1	4			3	4				1		3	3,700
	57	11	3		7	11		10	10	10		1		7	13.71	3	5,433
	83	1	17	5		11			17	16		3		11	40.90	4	4,250
		2	25	13		11			22	24		5		10	40.30	8	4,525
		3	11	6		10	30		106	74		10		9	25.66	66	10,066
		4	17	17		1	7		11	15		2				17	2,823
		5	5	3		14	4		50	18		3		1		28	6,403
		6	36	32		4	4		15	51		2		12	38.83	27	7,544
		7	41	34		7	4		36	40		1		2	65.83	32	7,531
		8	34	29		5	4		34	34		1		3	69.00	29	6,744
		10	6	6		2	4		5	5				2		2	
		11	8	4		4	8		1	8				4	46.25	3	7,000
12		2				2			1	1					1		
13		3				3			10	9					9	10,355	
14		17	9		1	7			16	9				1	8	11,500	
15		9				1			9	8					13	10,084	
16		14	13			14			13	13					19	9,152	
17		20	19			1			20	19					12	10,958	
18		14	12		2	14			14	14				2	13	12,276	
19		14	13			14			13	13							
84		1	1			1			14	14				1		13	7,361
	3	14	13		1	6		164	155		6		63	58.82	71	8,136	
	4	165	93		3	6		38	38		1		10	51.40	23	7,091	
	5	27	11		1	1		16	16						16	8,462	
	6	16	16			1		23	22						23	8,408	
	7	23	23			1		13	13						13	8,361	
	8	13	13			14		14	14						13	8,553	
	9	14	14			39		36	35				27	65.44	3	12,666	
	10	40	12		24	3		34	37				32	65.15	32	6,515	
	11	37	4		33	1		1	1						22	64.09	
	12	40	15		21	4		40	36				22	64.09	3	11,333	
	13	39	17		21	1		39	38				21	64.76	4	12,225	
	14	41	15		25	1		15	15				26	64.65	1		
	15	15	14		1	1		15	15						14	8,378	
	16	15	14		1	1		15	15				1		14	8,057	
	17	16	16			1		15	15						16	7,925	
	18	15	15			1		15	15						15	8,253	
	20	14	12		2	1		14	14						11	8,327	
	21	20	19		1	1		20	20						19	8,157	
	22	19	19			19		19	19						17	8,258	
	23	10	7		3	7			10	7					7	8,842	
	24	36	7		28	1		36	35				29	62.06	1		
25	38	17		21	1		38	38				21	63.57	4	12,150		
26	52	11		41			51	52				40	64.87	2			
27	39	38		1	38			39	39		6			38	7,318		
30	4	4			4			4	4					4	10,950		
31	21	20			21			20	20				1		20	10,085	
32	23	22		1	23			23	23					22	9,145		

¹For renter - occupied dwelling units and vacant nonseasonal not dilapidated units, for rent.
²For owner - occupied dwelling units and vacant nonseasonal not dilapidated units, for sale only.

HOUSING—BLOCK STATISTICS

Table 3.—CHARACTERISTICS OF HOUSING FOR CENSUS TRACTS, BY BLOCKS: 1950—Con.

Census tract	Block	All dwelling units by occupancy and tenure					All dwelling units by condition and plumbing facilities			Occupied dwelling units			Contract monthly rent ¹		Value ² of one-dwelling-unit structures		
		Total	Owner occupied	Renter occupied	Vacant non-seasonal not dilap., for rent or sale	Other vacant and non-resident	Number reporting	No private bath or dilap.	No running water or dilap.	Total	Persons per room		Occupied by non-white	Number reporting	Average monthly rent (dollars)	Number reporting	Average value (dollars)
											Number reporting	1.51 or more					
84	33	14	11	2	1	14			13	13			2		11	7,363	
	34	11	11			11			11	11					10	5,910	
	35	9	9			9			9	9					9	7,088	
	36	14	13			14			13	13					11	7,090	
	37	19	19			19			19	19					19	7,468	
	38	16	14	2		16	2	2	16	15	1		1		13	7,492	
	39	22	21	1		22			22	22			1		20	9,370	
	40	17	15		2	17			15	15					15	10,940	
	41	13	12		1	13			12	12					12	11,000	
	42	17	14	3		16			17	16			3	7,333	13	11,192	
	44	20	20			20			20	20					20	11,685	
	45	20	19	1		19			20	19					19	12,105	
	46	14	13			14			13	13					13	11,869	
	47	21	20	1		21			21	21			1		19	10,063	
	48	20	17		2	20			17	17					17	7,694	
	49	18	14	4		18	1	1	18	18	1		3	7,833	14	7,350	
	50	11	10	1		11			11	11			1		9	7,144	
	51	18	17	1		18			18	18			1		17	7,941	
	52	9	7	2		9	1	1	9	9			1		7	8,314	
	53	16	15	1		16			16	16			1		15	7,200	
	54	18	17	1		18			18	18			1		17	7,682	
	55	33	32	1		33			33	33			1		31	8,029	
	56	15	9		6	15			9	9					8	10,850	
	57	15	12		1	15			12	12					12	15,033	
	58	16	15	1		16	1		16	16					14	12,928	
	59	19	15	3		19			18	18			3	7,400	15	13,060	
	60	15	14		1	15			14	14					14	13,735	
	61	21	20		1	21			20	20					20	11,960	
	62	15	14		1	15			14	14					13	10,938	
	64	552	284	280	39	99	545	1	504	500	6		315	6,473	180	7,513	
	65	34	29	1	2	33			30	30	1		1		29	8,024	
	66	17	15		2	17			15	15					15	7,926	
	67	16	15	1		16			16	16			1		13	7,176	
	68	17	16			17			16	16					16	8,243	
	69	18	12	5	1	18			17	17			4		12	11,708	
	70	18	17	1		18			18	18			1		17	11,358	
	71	17	15	1		17			16	16			1		15	12,333	
	72	13	12	1		12			13	12			1		12	8,275	
	73	10	8	2		10			10	10			2		8	17,500	
	74	10	9	1		10			10	10			1		9	10,411	
	77	8	8			8			8	8					8	12,625	
	78	4	3			4			3	3					2		
	81	2															
85	1	1															
	2	16	15		1	16			15	15	1			15	8,046		
	3	10	7	2		10			9	9		2		7	6,385		
	4	33	32	1	1	33			33	33	1		1		30	6,363	
	5	10	10			10			10	10					9	7,488	
	6	4	4			4			4	4					4	6,050	
	7	10	9	1		10			10	10			1		9	6,777	
	8	10	7	3		10			10	10			2		7	5,985	
	9	8	7	1		8			8	8			1		7	6,914	
	10	11	11			11			11	11			1		11	7,181	
	11	14	13	1		14			14	14			1		13	6,469	
	12	8	7	1		7			8	8			1		4	8,050	
	13	8	7	1		8			8	7					7	6,985	
	14	10	8	2		10			10	7			2		6	7,500	
	15	7	7			7			7	6					7	6,500	
	16	7	7			7	1	1	7	7					6	7,083	
	17	14	13	1		14			14	14	1		1		13	5,807	
	18	15	13	2		15			15	15	1		1		12	6,200	
	19																
	20	10	10			10			10	10					9	6,511	
	21	2															
	22	6	5	1		6			6	6					4	8,500	
	23	23	16	6	1	22	1		22	22	1		5	69.00	14	5,935	
	24	4	4			4			4	4					4	8,750	
	25	6	4	2		6	2	2	6	5			1		2		
	26	5	3	1	1	4			4	3			1		2		
	29	19	13	6	1	19	2		19	19	1		6	38.16	10	7,600	
	30	16	13	3		16			16	16	1		3	55.00	13	7,307	
	31	19	18	1		19			19	19			1		15	7,533	
	32	17	15	2		17	1	1	17	17			2		13	7,115	
	33	24	24			24			24	24					22	6,954	
	34	20	15	4		20			19	19			4	51.25	14	7,714	
35	11	9	2	1	11			11	11			1		11	9,625		
36	11	11			11			11	11					11	10,272		
37	28	25	3		28			28	28			3	60.00	24	6,729		
38	24	22			23	1	1	22	22					19	6,442		
39	19	12	5	2	14	3	3	17	15	3		4	32.00	10	8,180		
40	17	11	1	3	17			12	11	1		1		11	7,572		
41	8	8							8					8	10,650		
42	1																
43	41	31	4	3	3	41		35	35			2		30	7,776		

¹For renter - occupied dwelling units and vacant nonseasonal not dilapidated units, for rent.
²For owner - occupied dwelling units and vacant nonseasonal not dilapidated units, for sale only.

Table 3.—CHARACTERISTICS OF HOUSING FOR CENSUS TRACTS, BY BLOCKS: 1950—Con.

Census tract	Block	All dwelling units by occupancy and tenure					All dwelling units by condition and plumbing facilities			Occupied dwelling units			Contract monthly rent ¹		Value ² of one-dwelling-unit structures	
		Total	Owner occupied	Renter occupied	Vacant non-seasonal not dilap., for rent or sale	Other vacant and non-resident	Number reporting	No private bath or dilap.	No running water or dilap.	Total	Persons per room		Number reporting	Average monthly rent (dollars)	Number reporting	Average value (dollars)
											Number reporting	1.51 or more				
85	44	16	9	4	1	2	2	1	13	13		3	53.33	6	11.66	
	45	104	22	20	2	72	1	1	30	30		6	50.00	20	6.42	
	46	25	20	5					25	25		4	53.75	20	8.27	
	47	28	19	9					28	28		7	25.57	16	6.43	
	48	44	38	3	2	1			41	41	2	4	60.00	34	8.45	
	49	28	24	2					26	25		2		24	8.19	
	50	38	36	2					38	38		1		35	8.19	
	51	28	27	1					28	28		1		26	7.89	
	86	1	9	7	3		2			8	7	5	24	27.79	4	2.24
		2	21	12	8	1	2			21	18	7	12	11.91	6	1.81
		3	31	22	8					31	30	7	7	20.85	21	2.51
4		75	33	37		5			74	68	22	34	211.4	25	2.27	
5		2							2	8		2		12	3.09	
6		15	13	2					15	8	2	5	57.00	13	3.45	
7		20	14	6					20	13	4	3	21.00	16	3.30	
8		20	14	4					20	17	4	1		4	2.50	
9		4	4						4	3	1	6	22.50	13	2.56	
11		27	16	10	1				25	23	19	6		8	3.62	
12		5	3	2	1	2			5	4	19	2	25.27	7	2.24	
13		25	11	14		1			25	23	20	10	20.70	8	2.24	
14		38	21	16	1	1			37	32	28	13	30.07	14	2.58	
16		28	21	7					27	22	18	7	41.00	21	3.57	
17		17	15	2					17	5	5	1		15	5.34	
18		21	18	3		3			21	12	11	3	34.66	17	4.58	
19		26	18	8	2				26	18	11	1		17	4.22	
20		9	9						9	8	2	4	38.00	9	2.57	
21		25	18	4	1	2			24	16	9	3	56.66	15	6.61	
22		11	6	2	1	2			10	3	8	3		6	4.41	
23		1	3	3					3	3				3	4.66	
24		3	3	1	7	3			24	12	2	18	27.22	3	1.1	
25	25	20	5					28	16	8	11	27.72	13	4.84		
26	33	22	11	1				40	25	11	21	30.14	17	3.61		
27	40	28	12					35	26	19	13	24.92	18	2.97		
28	5	5			2			5	5	3	1		4	8.75		
30	1	1						1	5		1		1	2		
31	5	5						5	3	3						
33	3	2	1					3	3							
87	1	10	3	6	1			10	2			7	48.57	3	6.33	
	2	63	28	18	5	3		32	5	10	19	19	40.00	27	5.94	
	3	20	18	2					20	13	6	1		17	3.22	
	4	24	21	3		2			24	11	6	3	35.33	19	3.22	
	5	64	54	10					64	44	10	6	40.16	35	3.86	
	6	33	27	6					33	7	2	5	41.00	27	3.76	
	7	29	23	6					29	2	2	2		24	5.54	
	8	44	39	5					44	4	2	5	45.40	37	5.91	
	9	27	26	1					27	18	6	5		25	3.65	
	10	21	16	5		2			20	10	1	3	27.33	17	2.97	
	11	2							2	10	1	2		16	3.23	
	12	18	16	2					18	14	5	3	41.75	14	3.62	
	13	21	15	6		1			21	4	1	4	34.25	11	5.40	
	14	16	12	4					16	4	2	2	38.00	23	5.48	
	15	32	26	6					32	4	2	3		21	3.90	
	16	24	22	2					24	13	2	3	49.00	17	3.75	
	17	24	18	6					23	11	2	1	30.00	9	4.06	
	18	13	9	4		1			13	10	1	1		6	4.08	
	19	9	7	1		1			8	7	4	2	33.33	25	3.35	
	20	38	28	10					38	23	4	6		15	4.23	
	21	17	16	1					17	12	2	3		14	3.02	
	22	19	17	2		3			19	18	6	1	33.33	14	4.14	
23	20	15	5					20	10	3	5	34.20	18	3.98		
24	25	20	5		1			26	15	5	4	6.50	32	3.66		
25	41	37	4					41	23	2	8		32	4.10		
26	5	8	1					5	9	1	1		12	4.37		
27	17	14	3		1			17	4	1	2	32.27	40	4.30		
28	57	44	13	1	2			56	22	4	11	32.01	10	9.11		
29	28	14	4	1	3			22	2	4	40	43.00	21	4.79		
30	29	22	7					28	6	2	5		21	4.79		
31	18	16	2					17	6	2	2		14	3.90		
32	6	5	1					6	4	1	1		5	2.90		
33	1							1	15	6	3	41.66	10	3.97		
34	15	11	4		2			15	12	3	3		3	3.50		
35	4	3	1					4	3	1	1		14	4.51		
36	18	14	4		1			17	8	4	2		11	5.45		
37	15	12	3					15	5	2	1		6	3.75		
38	10	7	3		1			10	7	2	1		2			
39	7	3	4					7	4	2	1		1			
40	1							1								
41	1							1								
42	21	15	6		2			21	6	3	6	27.33	14	5.00		
43	49	37	12		1			48	13	3	9	33.55	35	5.98		
44	17	12	5					17	3	3	1		12	7.45		
45	6							6	2	1	1		5	1.13		
47	2							2	2							

¹For renter - occupied dwelling units and vacant nonseasonal not dilapidated units, for rent.
²For owner - occupied dwelling units and vacant nonseasonal not dilapidated units, for sale only.

HOUSING—BLOCK STATISTICS

Table 3.—CHARACTERISTICS OF HOUSING FOR CENSUS TRACTS, BY BLOCKS: 1950—Con.

Census tract	Block	All dwelling units by occupancy and tenure					All dwelling units by condition and plumbing facilities			Occupied dwelling units			Contract monthly rent ¹		Value ² of one-dwelling-unit structures				
		Total	Owner occupied	Renter occupied	Vacant non-seasonal not dilap., for rent or sale	Other vacant and non-resident	Number reporting	No private bath or dilap.	No running water or dilap.	Total	Persons per room		Occupied by non-white	Number reporting	Average monthly rent (dollars)	Number reporting	Average value (dollars)		
											Number reporting	1.51 or more							
87	48	2																	
	49	3															11.000		
88	1	9	3	6	45	2	9	8	7	9	8	1		5	22.00	2			
	2	781	370	358	2	2	767	7	7	734	726	14		349	60.66	361	8.459		
	3	14	12	12			12			14	12			1		12	11.808		
	4	14	13	13			14			14	13					14	11.035		
	5	6	3	3			6			6	3					2			
	6	7	34	32	2		2	34		34	34					2	32	12.221	
	7	8	5					5		5	5					4		15.750	
	8	10	20	18	1		1	20		19	19				1	18		9.361	
	9	11	19	19				19		19	19					19		10.700	
	10	12	11	10	1			11		11	11		2		1	10		10.150	
	11	13	22	22				22		22	22					22		9.031	
	12	14	22	22				22		20	20			2		17		8.641	
	13	15	4	1	1	1		4		4	4			1		3		10.666	
	14	16	12	11	1	1		12		11	11					11		8.700	
	15	18	26	22	2	1		25	1	25	24			2		22		6.636	
	16	19	14	13	2			14	3	3	14				2	11		10.700	
	17	21	14	13				14		13	14		1		2	11		4.281	
	18	23	50	33	9		4	48	19	13	46	46	9		7	37.00	13	5.807	
	19	24	52	39	13			50	20	9	52	52	2		11	34.81	37	6.784	
	20	25	26	15	2	5	36	19	1		15	15			1		157	7.233	
	21	27	12	7	3			12		12	12					12		9.175	
	22	28	21	20	1	1	2	21	1	1	19	19			2	16		7.831	
	23	29	27	25	2			27		25	25		1		2	22		7.995	
	24	30	31	30	1			31	2		30	30			2	24		9.025	
	25	31	32	30	2			32		30	30				2	24		8.468	
	26	32	34	32	2			34		33	33				2	20		7.745	
	27	33	16	16				16		16	16				2	14		6.900	
	28	34	29	28	1			29		28	28				2	33		8.906	
	29	35	36	34	2			36	4		35	35			5	24		8.712	
	30	36	19	16	3			19	1		19	19	2		3	54.00	15	7.553	
	89	1	31	20	10		1	29	6	3	30	29	3	24	10	30.80	19	4.384	
		2	11	11	10			11	10	9	14	14	3	12	3	23.66	9	3.288	
		3	4	10	10			10	10	9	12	9	2	8	8	23.25	1		
		4	10	13	12	1		13	11	11	12	12	4	10	9	27.11	2		
		5	6	31	24	14		1	31	18	16	16	4	15	25	46.52	2		
		6	5	21	11	10			21	16	10	21	21	1	9	25.77	10	2.690	
		7	8	24	17	7			24	8	7	23	23	3	5	33.60	16	2.812	
		8	7	9	8	1			9	7	7	8	8		1	6		1.900	
		9	9	69	28	39	2		69	7	7	67	67	13	44	41	47.41	18	4.594
		10	10	35	30	5		2	35	2		33	33	3	2	3	71.33	27	5.500
		11	11	18	18				18		18	18					17		7.552
		12	12	36	28	8			36	4		35	35	2		5	65.00	26	6.407
		13	13	35	33	2			34	1		35	34	1		2	29		6.713
		14	14	6	4	2			6	1	1	6	6			2	4		6.900
		15	15	48	43	5	1		48		47	46				3	42		6.707
		16	16	42	39	3	1		42		41	40				3	38		6.626
		17	17	39	38	1			39	1	39	39				7	31		6.606
		18	18	38	33	5			38	2	38	38		1		7	29		5.310
		19	19	10	7	3			10	2	10	10				3	3		5.233
		20	20	7	3	4		1	7		6	6				3	1		
21		21	3	3				3		3	3					3		4.333	
22		22	17	12	5			17		17	17			12	3	71.75	3	8.333	
23		23	14	14		2		14		12	12			3	9	75.00	9	6.388	
24		24	132	71	61		10	129	83	59	121	121	24	88	49	33.61	64	3.135	
25		25	15	10	5	1	1	13	6	4	14	14	1		1	8		6.500	
26		26	28	16	12			26	2		26	26			9	14		6.314	
27		27	13	11	2			13		13	13				2	10		6.640	
28		28	24	24				24		24	24				2	22		7.463	
29		29	15	14	1			15		15	15				1	14		7.357	
30		30	21	20	1			21	1	1	21	21			1	19		7.394	
31		31	4	4				4		4	4					4		5.575	
32		32	9	8	1			9	3	3	9	9	1		1	7		4.428	
33		33	35	28	7		1	34	10	3	34	33	3		7	22		4.959	
34		34	13	10	3			13	2	1	13	12	2		2	8		5.925	
35		35	19	11	8			19	6	6	19	19			8	10		5.740	
36		36	18	14	4		1	15	1	1	17	17	1		7	10		3.890	
37		37	16	14	2			16	6	2	16	16			2	14		4.300	
38		38	7	7				7		7	7				7			3.800	
39		39	4	4				4		4	4				1	1			
40		40	10	7	3	1		10		9	9				2	6		5.933	
41		41	14	13	1			13		14	14			1		12		9.166	
42		42	19	19				19		19	19		1			19		9.152	
43		43	21	21				21		21	21				1	17		11.123	
44		44	11	10	1			11		11	11				10	10		11.170	
45		45	21	10	11	2	1	12		18	18		5	3	3	15		1.746	
46		46	5	5				5		5	4					6		12.683	
47		47	9	8	1			9		9	9				1	18		10.266	
48		48	9	8	1			9		9	9				1	20		11.095	
49		49	21	19	2			21		20	20				1	1			
50		50	23	21	2			23		23	23				2	20			

¹For renter - occupied dwelling units and vacant nonseasonal not dilapidated units, for rent.
²For owner - occupied dwelling units and vacant nonseasonal not dilapidated units, for sale only.

Table 3.—CHARACTERISTICS OF HOUSING FOR CENSUS TRACTS, BY BLOCKS: 1950—Con.

Census tract	Block	All dwelling units by occupancy and tenure					All dwelling units by condition and plumbing facilities			Occupied dwelling units				Contract monthly rent ¹		Value ² of one-dwelling-unit structures	
		Total	Owner occupied	Renter occupied	Vacant non-seasonal not dilap., for rent or sale	Other vacant and non-resident	Number reporting	No private bath or dilap.	No running water or dilap.	Total	Persons per room		Occupied by non-white	Number reporting	Average monthly rent (dollars)	Number reporting	Average value (dollars)
											Number reporting	1.51 or more					
89	51	18	18			18			18	18		1			18	12,294	
	54	12	7	4	1	12	2	1	11	11			4	37.00	7	3,742	
	56	12	7	4	1	12	7	5	11	11			4	55.00	5	4,360	
90	4	12		8	1	12	10	7	8	8	4	1	3	3.33			
	5	23	19	4		23	3	3	23	23	3	1	3	33.00	15	9,720	
	8	11	10	1		11			11	11			1		9	11,955	
	9	9	9			9			9	9	1				9	10,211	
	10	13	13			13			13	13					13	9,884	
	11	180	149	13	15	3	178	7	6	162	160	3	3	8	144	7,242	
	18	15	15			15			15	15					14	6,964	
	19	6	5	1		6			6	6				1	5	7,400	
	20	8	6	2		8	1	1	8	8				1	6	8,133	
	21	205	182	9	3	11	204	4	1	191	190	3	2	5	176	6,906	
	22	34	31	3		34			34	34	1		3	69.00	31	7,506	
	23	47	37	8		47			45	45	2		8	57.50	34	6,226	
	24	71	45	25	1	71			70	67	10		25	42.56	37	6,881	
	25	11				11			13	13					11	7,709	
	26	14	11	2		14			6	6					6	7,183	
	27	6	6			6	1	1	3	3				7	71.42	41	7,417
28	51	43	8		51	3	1	51	51	1							
91	1	52	35	16		49	2	1	51	51	4	1	10	53.10	33	7,975	
	2	14	10	1		11			10	10					9	7,833	
	3	8	4			5			5	5			1		2		
	4	2															
	5	9	8	1		9			9	9	1		1		7	14,357	
	6	19	13	3		19	4	2	23	15	2		3	15.66	12	7,325	
	7	25	18	5	1	23	3	2	26	23	2		4	24.50	16	10,906	
	13	18	14	4		18	1	1	18	18	1		1		13	8,215	
	111	1				1			1	1					1		
	92	8	67	58	9		67	2	2	67	66	2	1	7	68.00	52	9,644
9		275	200	21	53	1	273	6	2	221	219	3	2	17	191	6,917	
11		55	44	9	2	55			53	53			9	42.41	41	8,531	
12		21	17	4		21			21	21			4	51.44	15	6,913	
16		3				3			3	3					3	18,123	
17		50	49	1		50			49	49	1		4	51.25	15	6,913	
18		5	5			5			5	5					5	6,540	
19		7	7			7			7	7					7	6,828	
20		8	8			8			8	8					8	6,573	
21		16	16			16			16	16	1				16	6,300	
22		25	24	1		25			25	25			1		24	6,712	
23		20	19			19			19	19					19	6,521	
24		26	26			26			26	26					26	6,734	
25		12	11			11			11	11					11	6,518	
26		6	6			6			6	6					6	10,000	
27		33	31	1	1	32			32	32			1		30	7,646	
28		33	20	1	12	33			21	21			1		19	7,068	
29		34	20	14		34	5	2	34	33			11	33.18	15	6,480	
30		22	21	1		22			22	18			1		20	6,730	
31		16	10	6		15	3		16	16	1		6	35.50	6	5,833	
49		15	11	3	1	14			14	14			2		11	6,236	
51		23	20	3		23		1	23	23			2		18	7,094	
52		46	43	3		45			46	44	2		3	49.00	43	6,660	
53		43	39	4		43			43	41	2		2		39	6,602	
54		54	43	5	4	53	2	1	48	48			2		44	6,727	
55		40	27	11	1	39	10	5	38	37	2		8	35.00	26	6,088	
57		63	40	21	2	59	4	2	61	57	6		20	46.05	32	7,256	
84		5	5			5			5	5					5	6,340	
85		5	5			5			5	4					4	6,950	
86		3	3			3			3	3	1				3	6,333	
88		3	3			3			3	3					3	4,666	
89	3	3			3		1	3	3					3	3,500		
90	49	37	10		48	4	2	39	39			1		35	5,000		
105	28	11	15	1	26	6	2	26	26	4		11	43.90	11	9,120		
106	179	140	8	30	1	179	17	13	147	147		7	27.85	136	5,288		
107	25	24	1		25			24	24					25	5,684		
108	6	3	3		5		1	6	6			1	31.66	2			
109	6	4	1		6			6	6					6	5,500		
110	1				1			1	1					1			
93	14	8	6	1		8	5	4	7	6			1		3	5,666	
	15	12		7		12	12	12	7	7			7	44.42			
	33	1				1			1	1							
	34	17	10	6		17	3		16	16	4		6	45.83	9	8,111	
	35	33	290	31	7	326	16	9	321	318	12	1	27	53.66	274	6,854	
	36	34	33	1		34			34	33			1		33	6,942	
	37	29	24	2		28	6	2	26	26	2		2		24	6,108	
	38	40	21	16	3	40	22	15	37	37	6		17	37.94	19	6,989	
	39	33	23	6		33	27	21	29	28	7		5	36.40	21	3,028	
	40	22	15	2		21	12	10	17	17			1		12	3,275	
	41	17	7	4		16	11	9	11	11	3		4	37.00	7	3,114	

¹For renter - occupied dwelling units and vacant nonseasonal not dilapidated units, for rent.
²For owner - occupied dwelling units and vacant nonseasonal not dilapidated units, for sale only.

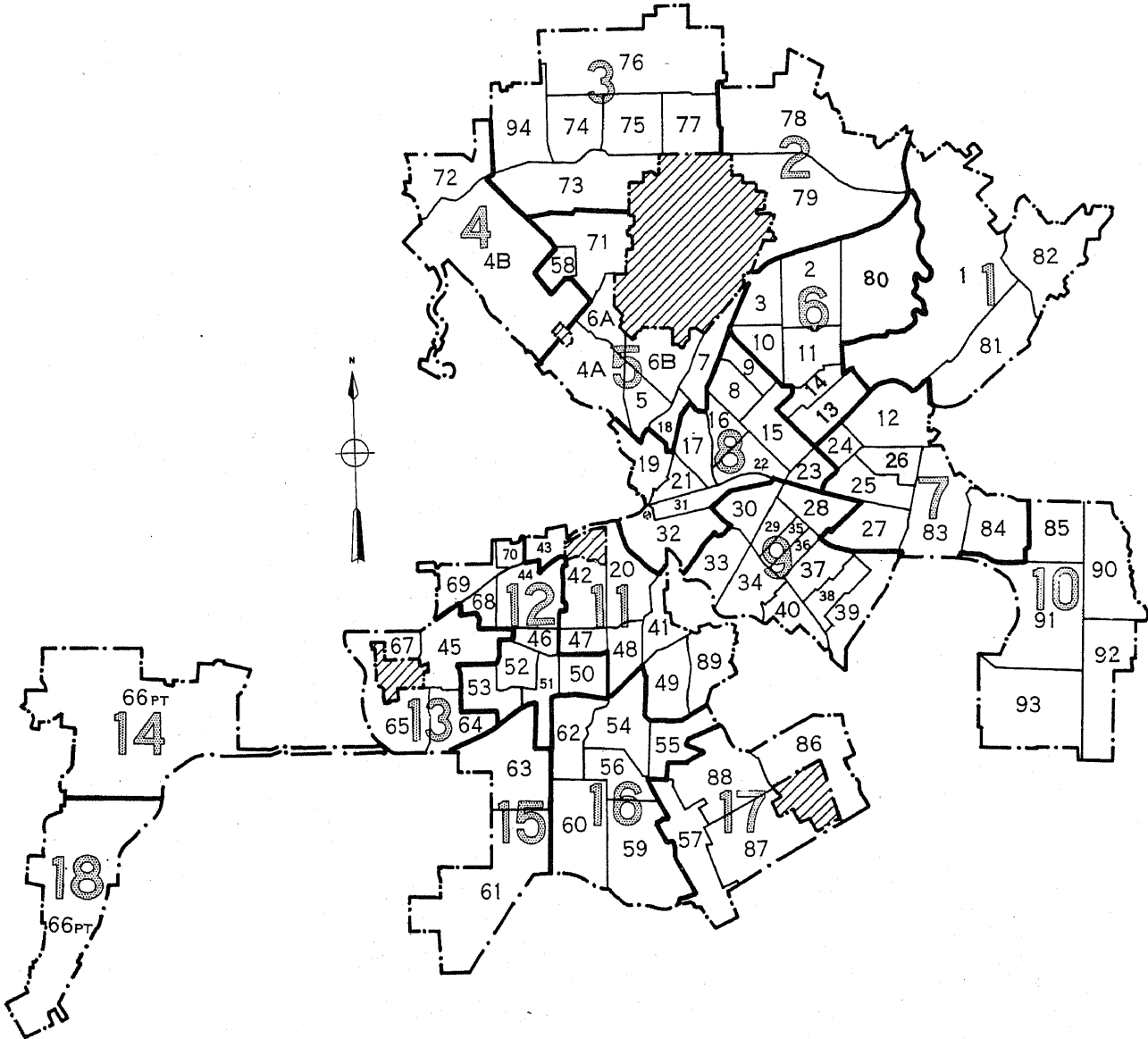
HOUSING—BLOCK STATISTICS

Table 3.—CHARACTERISTICS OF HOUSING FOR CENSUS TRACTS, BY BLOCKS: 1950—Con.

Census tract	Block	All dwelling units by occupancy and tenure					All dwelling units by condition and plumbing facilities			Occupied dwelling units			Contract monthly rent ¹		Value ² of one-dwelling-unit structures	
		Total	Owner occupied	Renter occupied	Vacant non-seasonal not dilapidated, for rent or sale	Other vacant and non-resident	Number reporting	No private bath or dilapidated	No running water or dilapidated	Total	Persons per room		Number reporting	Average monthly rent (dollars)	Number reporting	Average value (dollars)
											Number reporting	1.51 or more				
93	42	33	30	1	2	33			31	31				30	7.700	
	43	39	30		9	39	1	1	30	30				31	8.819	
	44	62	58	3	1	61		2	61	61			57.66	55	6.870	
	45	17	15	1		17			16	16				14	6.521	
	46	11	11		1	11			11	10				9	6.733	
	58	16	16			16			16	16				15	7.806	
	59	17	11	2	2	17			13	13				10	6.960	
	60	35	31	2	3	35		3	34	32			47.33	27	6.659	
	61	34	29	2	3	34		3	34	31			41.66	27	6.659	
	62	37	27	5	3	37		3	32	32	10		32.00	24	3.174	
	63	31	25	3	1	31		3	28	28			31.00	25	3.260	
	64	8	7		1	8		6	7	7				7	3.600	
	65	7	5	1	1	7		5	6	6				5	2.920	
	66	7	6	1	1	7		8	6	7	1			2	2.750	
	68	8	4	1		8		5	5	5	2			4	3.000	
	69	8	7			8		5	5	5	1			8	3.100	
	70	8	7			8		5	3	2	1			6	3.133	
	71	12	8	2	1	12		2	10	10				8	4.612	
	72	14	10	1	1	14		5	11	11	1			9	3.422	
	73	4	4			4		3	4	4	1			4	3.350	
	74	10	8	1		10		10	8	9				7	2.028	
	75	8	8		1	8		5	5	8	3			8	3.000	
	76	5	4	1		5		2	2	5	1			4	3.300	
	77	4	4			4		4	4	4	2			3	3.333	
	79	8	6			8		5	5	8	3			8	3.187	
	80	29	26	1	1	29		2	27	27	6			26	3.000	
	81	40	37	2	1	40		4	39	39	10			37	3.121	
	82	24	19	2		23		6	24	22	1		32.75	13	6.038	
	83	287	225	32	23	287		20	257	255	10		48.86	218	6.974	
	91	9	9			9		7	9	9	4			8	3.487	
	92	29	24	4	1	27		26	28	28	10		25.00	24	2.991	
	93	5	2	1	1	5		5	3	3	1			2	2.840	
	94	7	6	1		7		6	7	7	1			5	6.500	
	95	4	4			4		4	4	4				4	3.833	
	96	4	3	1		4		5	3	6	3		40.00	3	3.833	
	97	3	2	1		3		3	3	3				2	2.840	
	98	7	7			7		4	3	7	2			7	3.100	
	99	8	7			8		5	8	8	2			7	2.128	
	100	12	8	2	1	12		9	10	10	2		28.33	8	3.187	
	101	23	17	6		23		4	23	23	2		35.83	7	5.742	
	102	25	19	5	1	25		13	24	24	5		28.75	17	4.705	
	103	7	5	1		7		5	6	6			43.75	1	1.480	
	104	24	19	5		24		5	24	24	2		42.50	16	11.077	
94	6	142	87	5	43	7	135	7	92	88	1			97	12.763	
	27	7	7			7		9	7	7				6	15.833	
	32	9	8	1		9		9	9	9				7	18.214	
	37	11	10		1	11		11	10	10				10	14.590	
	38	21	16	1	1	21		3	12	12				13	11.361	
	39	9	5			9		8	16	16				16	10.956	
	40	29	20	1		29		2	27	27				25	11.480	
	41	11	6		4	11		1	11	11				22	11.077	
	42	1				1			6	6				6	11.600	
	43	8	6	2		8		7	8	7	1			3	15.000	

¹For renter - occupied dwelling units and vacant nonseasonal not dilapidated units, for rent.²For owner - occupied dwelling units and vacant nonseasonal not dilapidated units, for sale only.

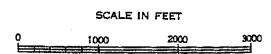
DALLAS, TEXAS, BY CENSUS TRACTS AND BLOCKS: 1950
KEY MAP



LEGEND
WARD NUMBER 9
PART NUMBER 1
OUTSIDE OF CITY [diagonal lines]

DALLAS, TEXAS, BY CENSUS TRACTS AND BLOCKS: 1950

PART 1 OF 18 PARTS

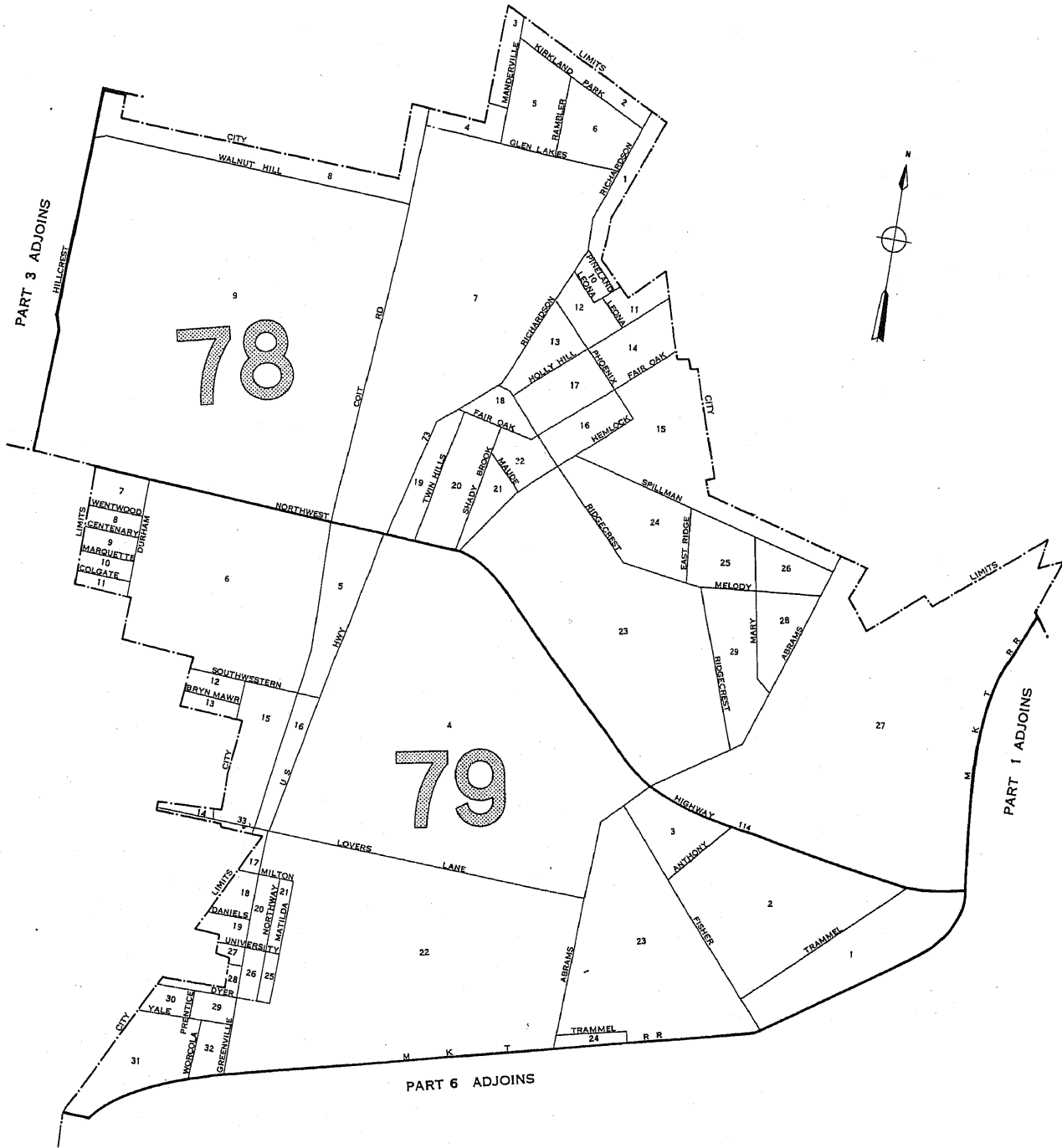


LEGEND

- BLOCK NUMBERS
- TRACT NUMBERS
- TRACT BOUNDARIES
- U.S. DEPARTMENT OF COMMERCE, BUREAU OF THE CENSUS

DALLAS, TEXAS, BY CENSUS TRACTS AND BLOCKS: 1950

PART 2 OF 18 PARTS


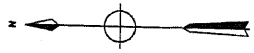
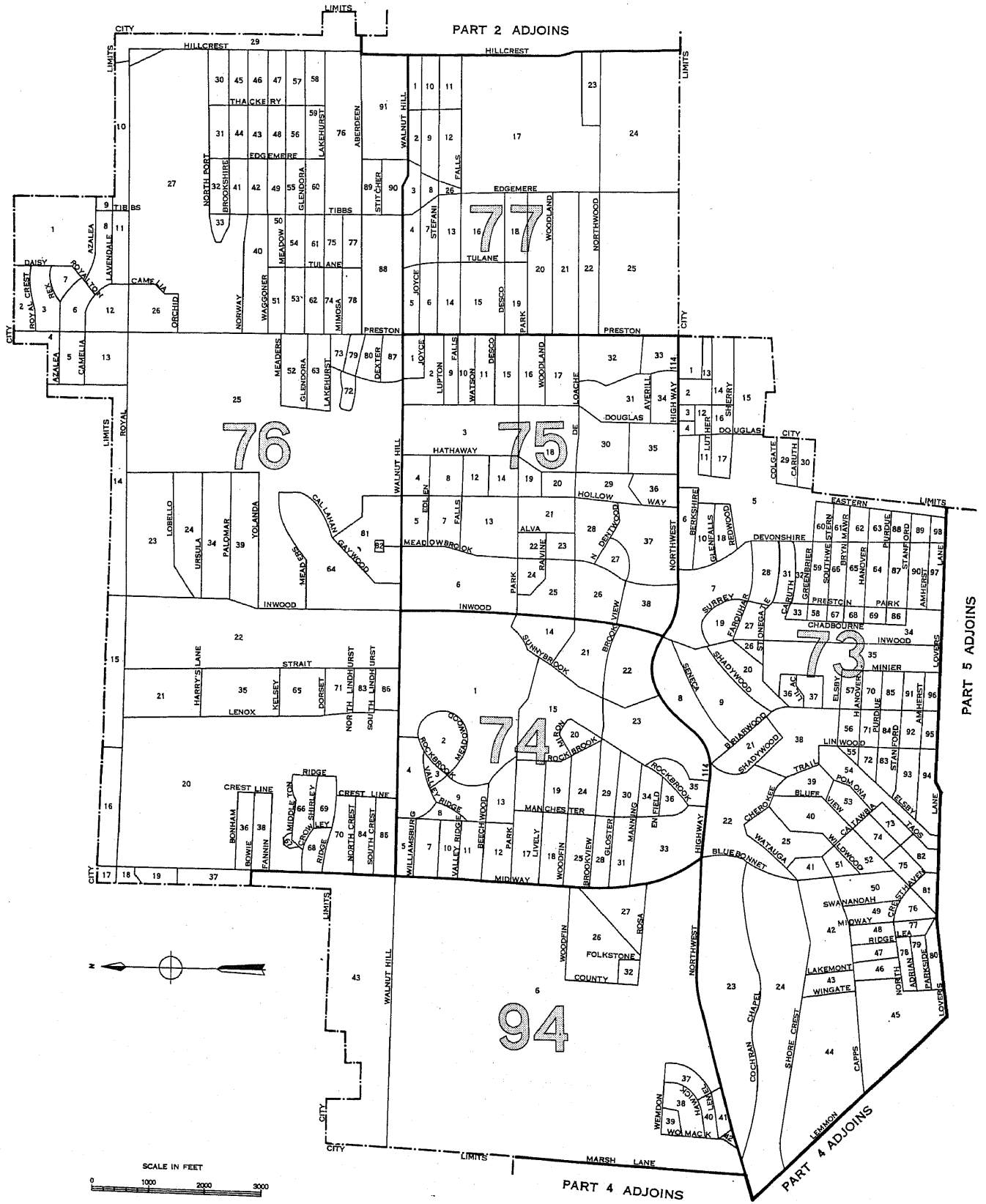


LEGEND

- BLOCK NUMBERS
- TRACT NUMBERS
- TRACT BOUNDARIES
- U.S. DEPARTMENT OF COMMERCE, BUREAU OF THE CENSUS

DALLAS, TEXAS, BY CENSUS TRACTS AND BLOCKS: 1950

PART 3 OF 18 PARTS



LEGEND

BLOCK NUMBERS 25

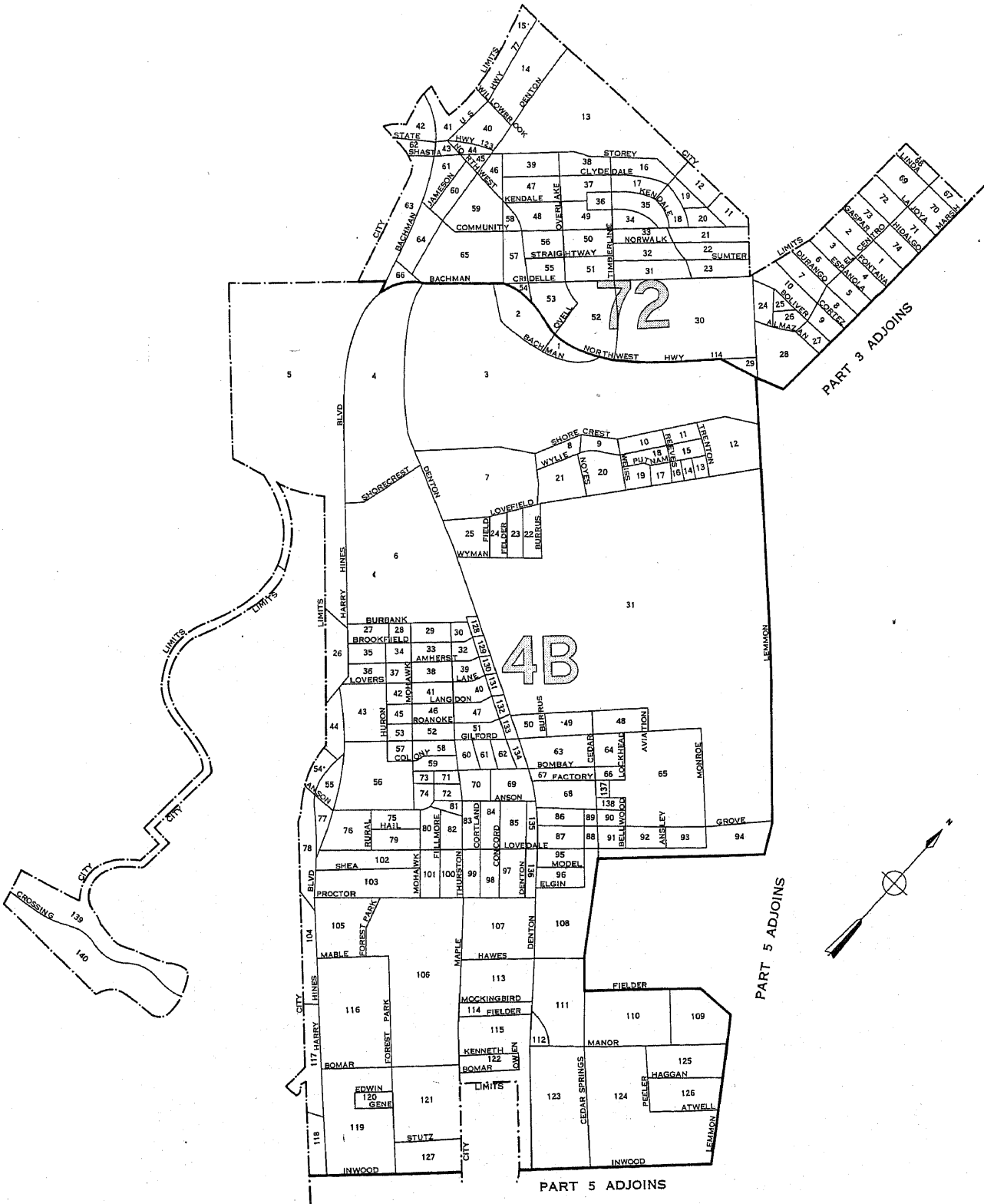
TRACT NUMBERS 2

TRACT BOUNDARIES

U.S. DEPARTMENT OF COMMERCE, BUREAU OF THE CENSUS

DALLAS, TEXAS, BY CENSUS TRACTS AND BLOCKS: 1950

PART 4 OF 18 PARTS



LEGEND

BLOCK NUMBERS

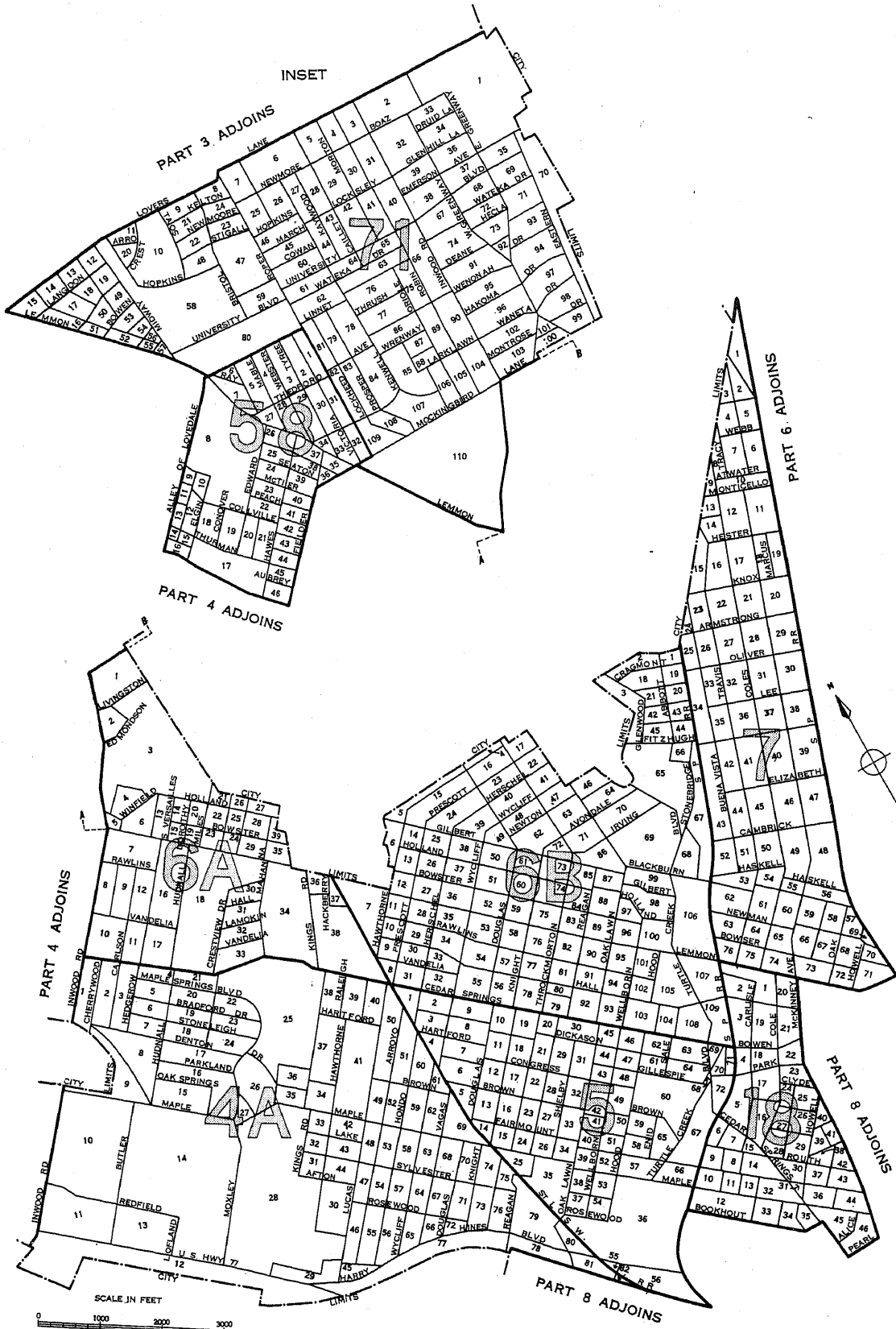
TRACT NUMBERS

TRACT BOUNDARIES

U.S. DEPARTMENT OF COMMERCE, BUREAU OF THE CENSUS

DALLAS, TEXAS, BY CENSUS TRACTS AND BLOCKS: 1950

PART 5 OF 18 PARTS



LEGEND

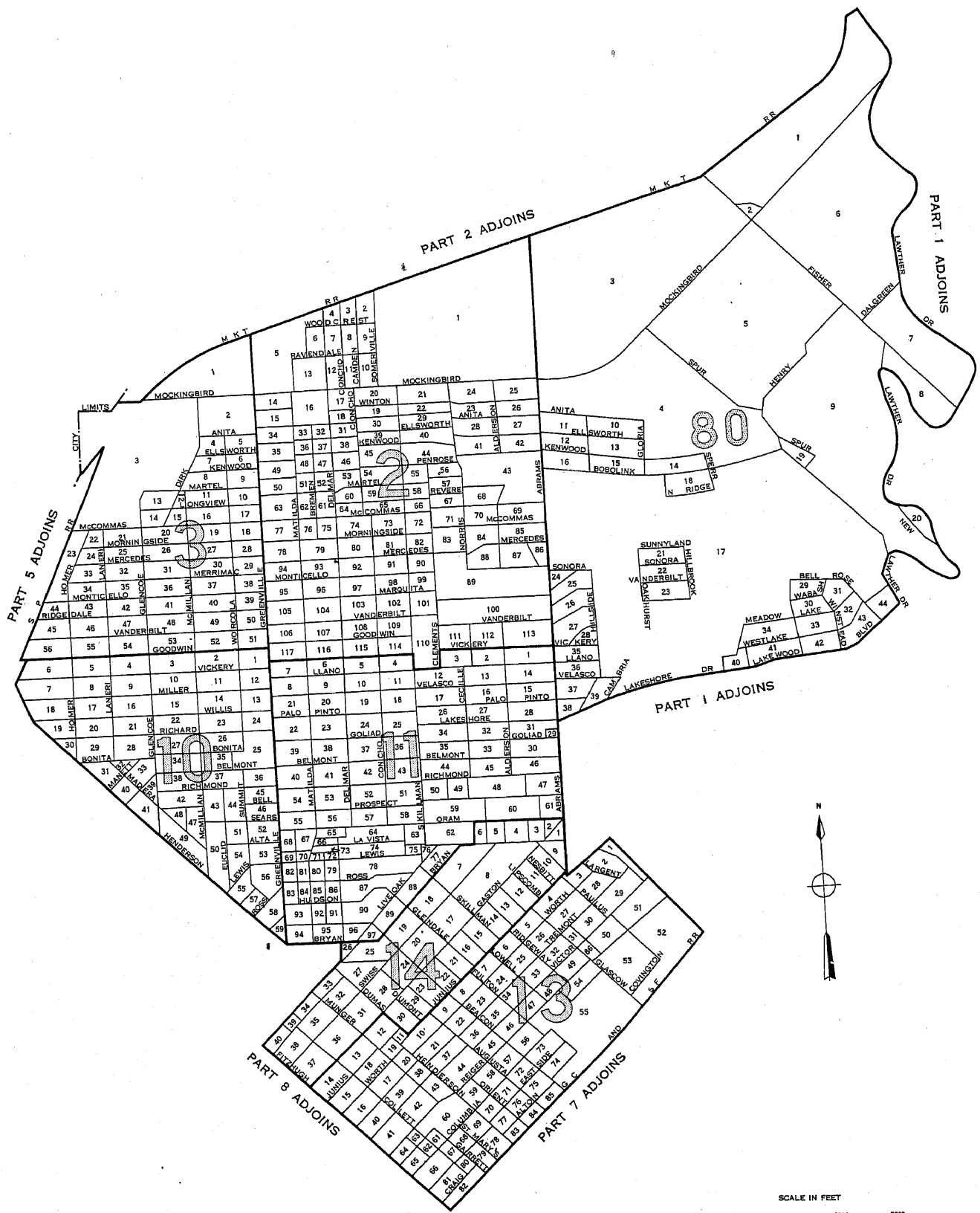
- BLOCK NUMBERS
- TRACT NUMBERS
- TRACT BOUNDARIES
- U.S. DEPARTMENT OF COMMERCE, BUREAU OF THE CENSUS

25

2

DALLAS, TEXAS, BY CENSUS TRACTS AND BLOCKS: 1950

PART 6 OF 18 PARTS

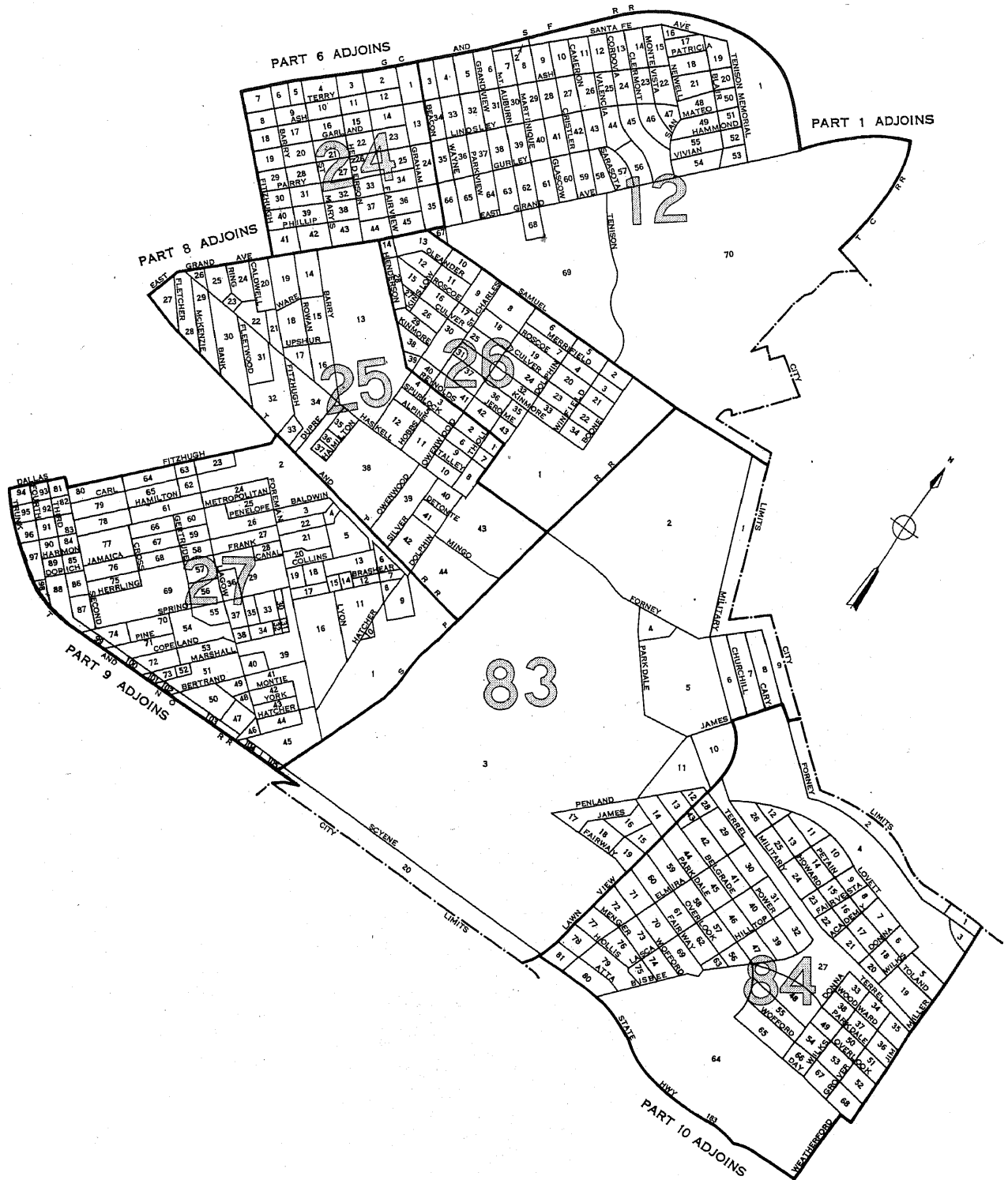


LEGEND

- BLOCK NUMBERS
- TRACT NUMBERS
- TRACT BOUNDARIES
- U.S. DEPARTMENT OF COMMERCE, BUREAU OF THE CENSUS

DALLAS, TEXAS, BY CENSUS TRACTS AND BLOCKS: 1950



PART 7 OF 18 PARTS



LEGEND
BLOCK NUMBERS
TRACT NUMBERS
TRACT BOUNDARIES
U.S. DEPARTMENT OF COMMERCE, BUREAU OF THE CENSUS

DALLAS, TEXAS, BY CENSUS TRACTS AND BLOCKS: 1950

PART 8 OF 18 PARTS



LEGEND

- BLOCK NUMBERS
- TRACT NUMBERS
- TRACT BOUNDARIES
- U.S. DEPARTMENT OF COMMERCE, BUREAU OF THE CENSUS

DALLAS, TEXAS, BY CENSUS TRACTS AND BLOCKS: 1950


PART 9 OF 18 PARTS

PART 8 ADJOINS



PART 7 ADJOINS

SCALE IN FEET

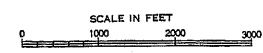
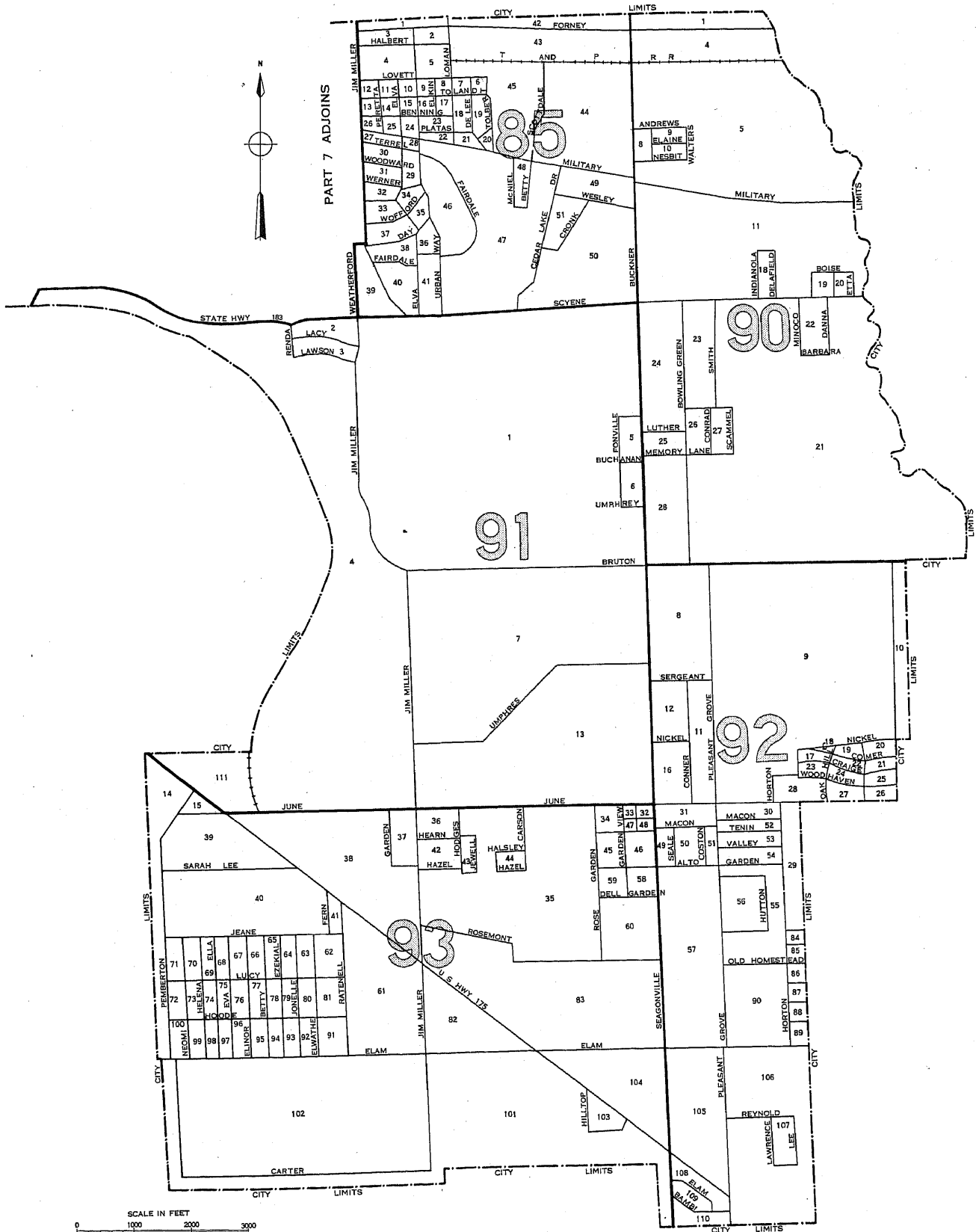


LEGEND

BLOCK NUMBERS
 TRACT NUMBERS
 TRACT BOUNDARIES
 U.S. DEPARTMENT OF COMMERCE, BUREAU OF THE CENSUS

DALLAS, TEXAS, BY CENSUS TRACTS AND BLOCKS: 1950

PART 10 OF 18 PARTS

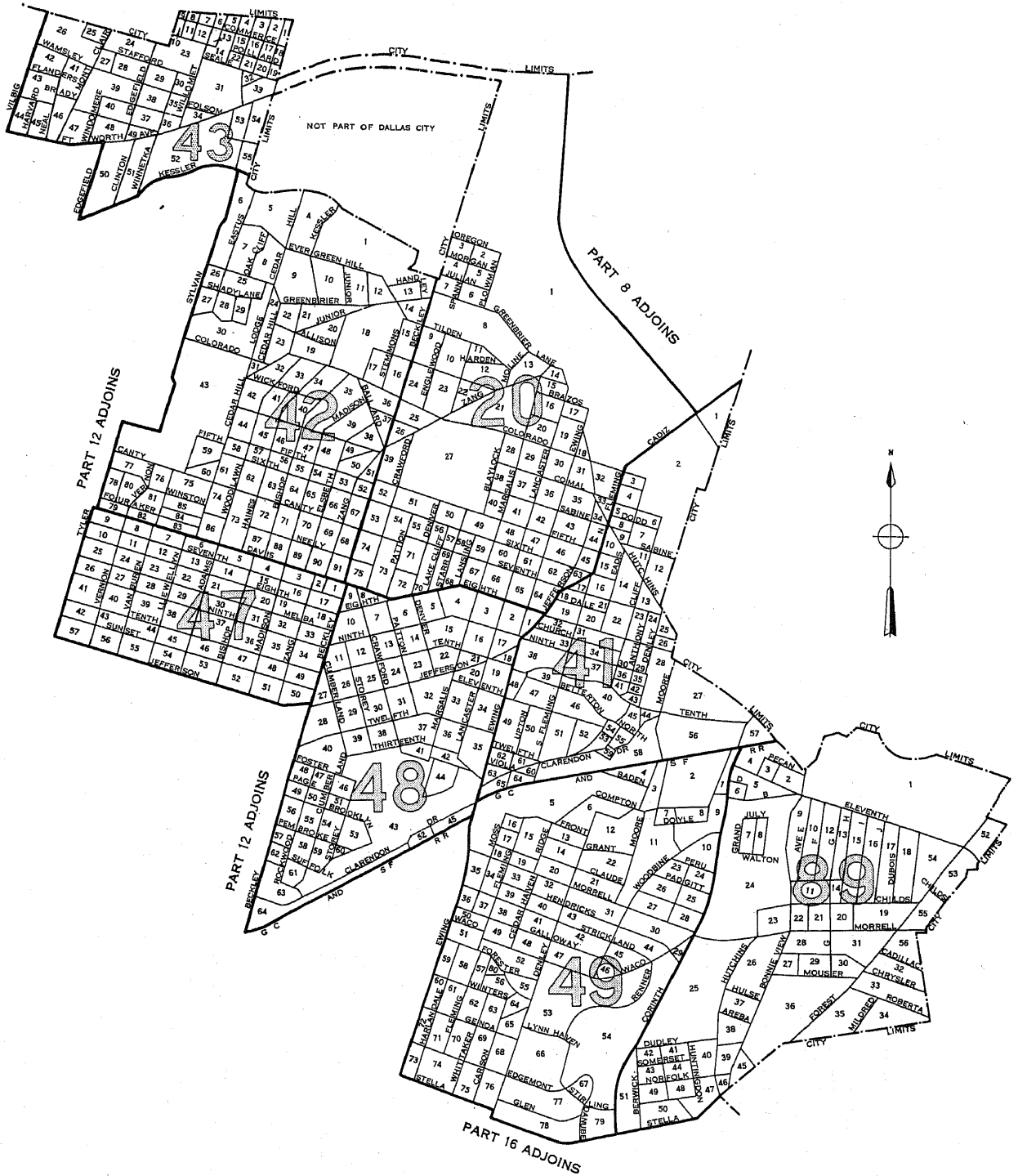


LEGEND

BLOCK NUMBERS 25
 TRACT NUMBERS 2
 TRACT BOUNDARIES
 U.S. DEPARTMENT OF COMMERCE, BUREAU OF THE CENSUS

DALLAS, TEXAS, BY CENSUS TRACTS AND BLOCKS: 1950

PART II OF 18 PARTS



SCALE IN FEET

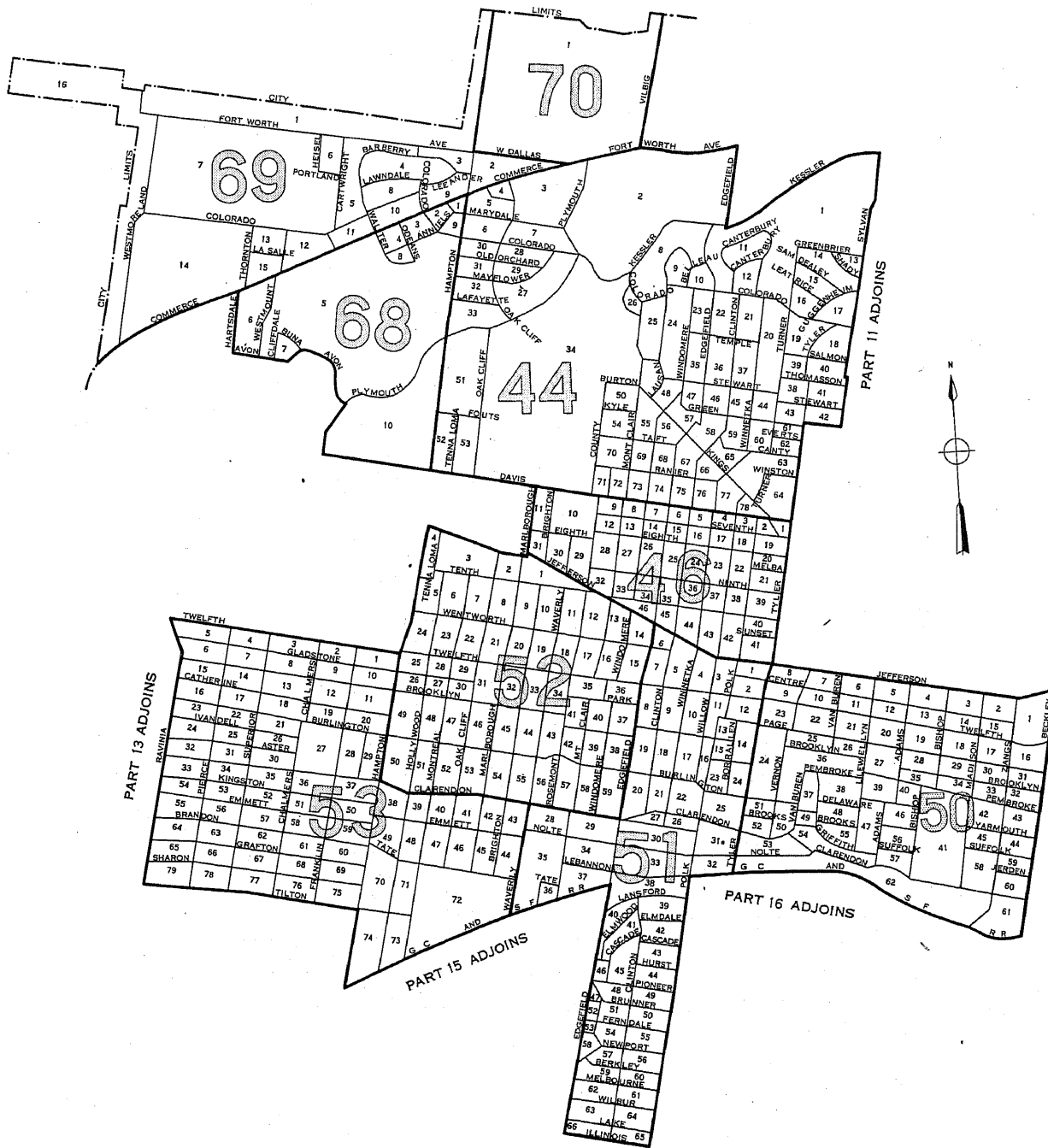


LEGEND

- BLOCK NUMBERS
- TRACT BOUNDARIES
- TRACT NUMBERS
- U.S. DEPARTMENT OF COMMERCE, BUREAU OF THE CENSUS

DALLAS, TEXAS, BY CENSUS TRACTS AND BLOCKS: 1950

PART 12 OF 18 PARTS



SCALE IN FEET
0 1000 2000 3000

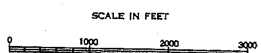
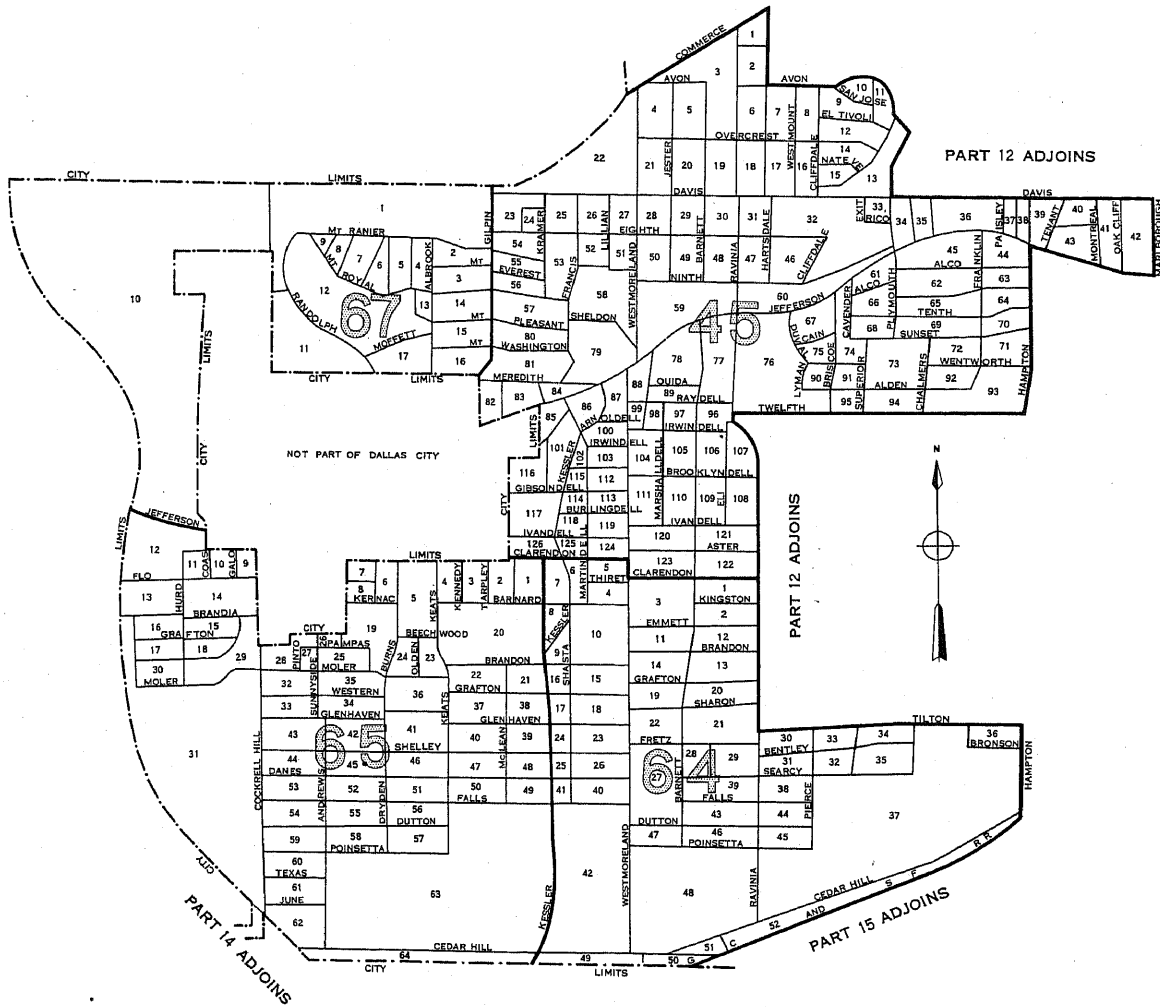
LEGEND

BLOCK NUMBERS
TRACT NUMBERS
TRACT BOUNDARIES
U.S. DEPARTMENT OF COMMERCE, BUREAU OF THE CENSUS.

25
2

DALLAS, TEXAS, BY CENSUS TRACTS AND BLOCKS: 1950

PART 13 OF 18 PARTS



LEGEND

BLOCK NUMBERS

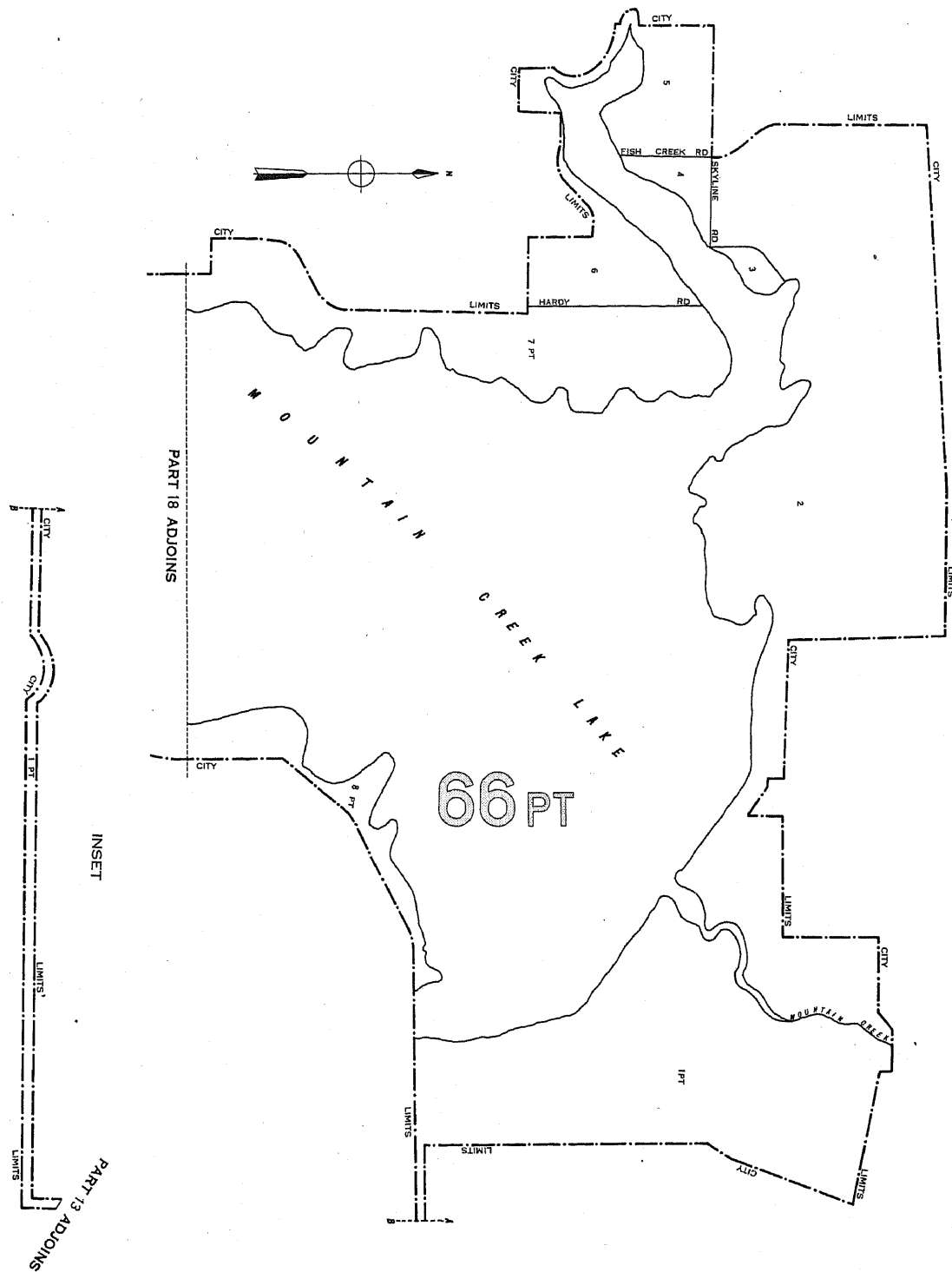
TRACT BOUNDARIES

TRACT BOUNDARIES

U.S. DEPARTMENT OF COMMERCE, BUREAU OF THE CENSUS

DALLAS, TEXAS, BY CENSUS TRACTS AND BLOCKS: 1950

PART 14 OF 18 PARTS



LEGEND

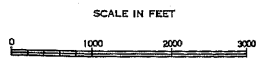
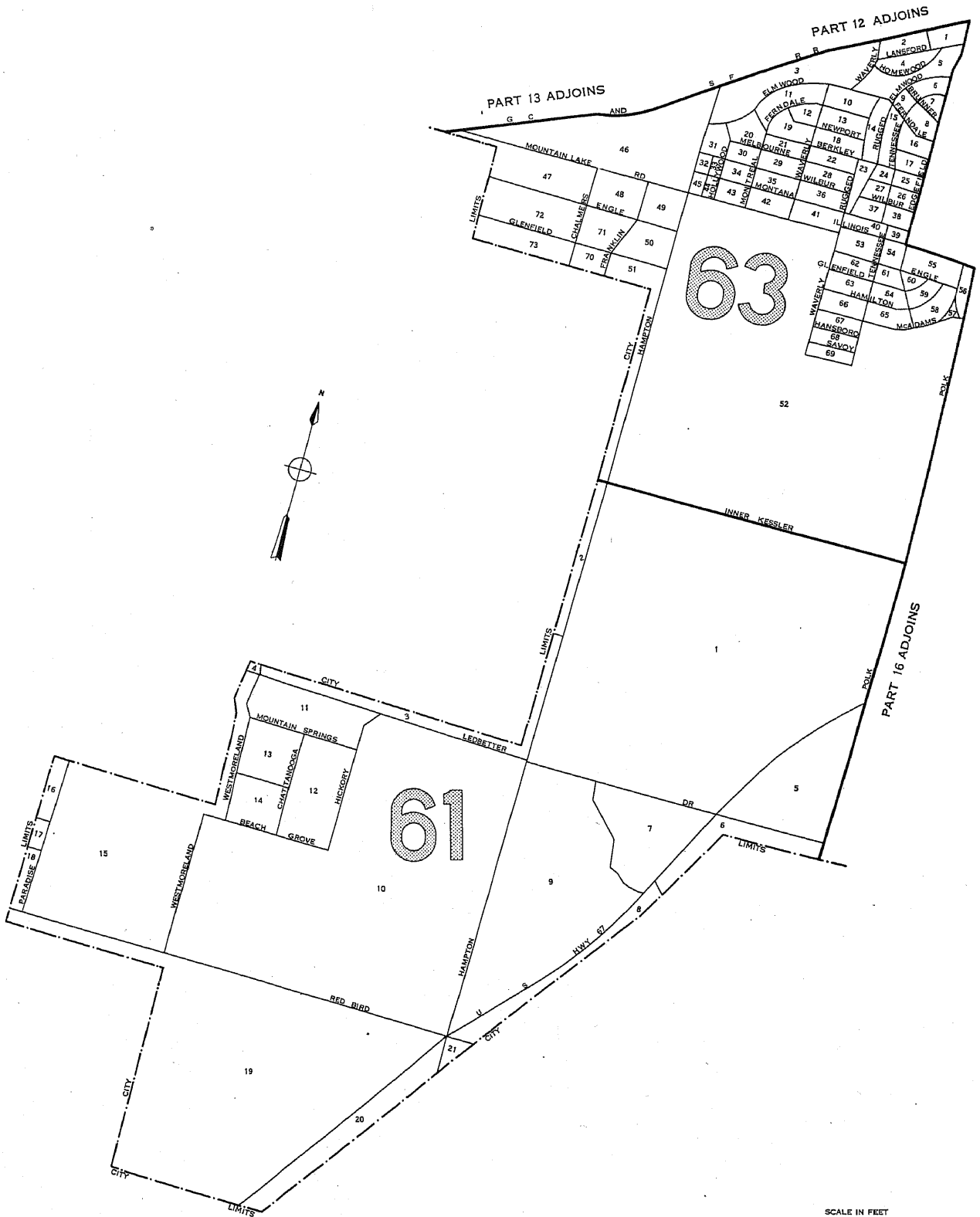
BLOCK NUMBERS
TRACT NUMBERS
TRACT BOUNDARIES

U.S. DEPARTMENT OF COMMERCE, BUREAU OF THE CENSUS

25
2

DALLAS, TEXAS, BY CENSUS TRACTS AND BLOCKS: 1950

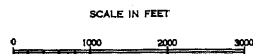
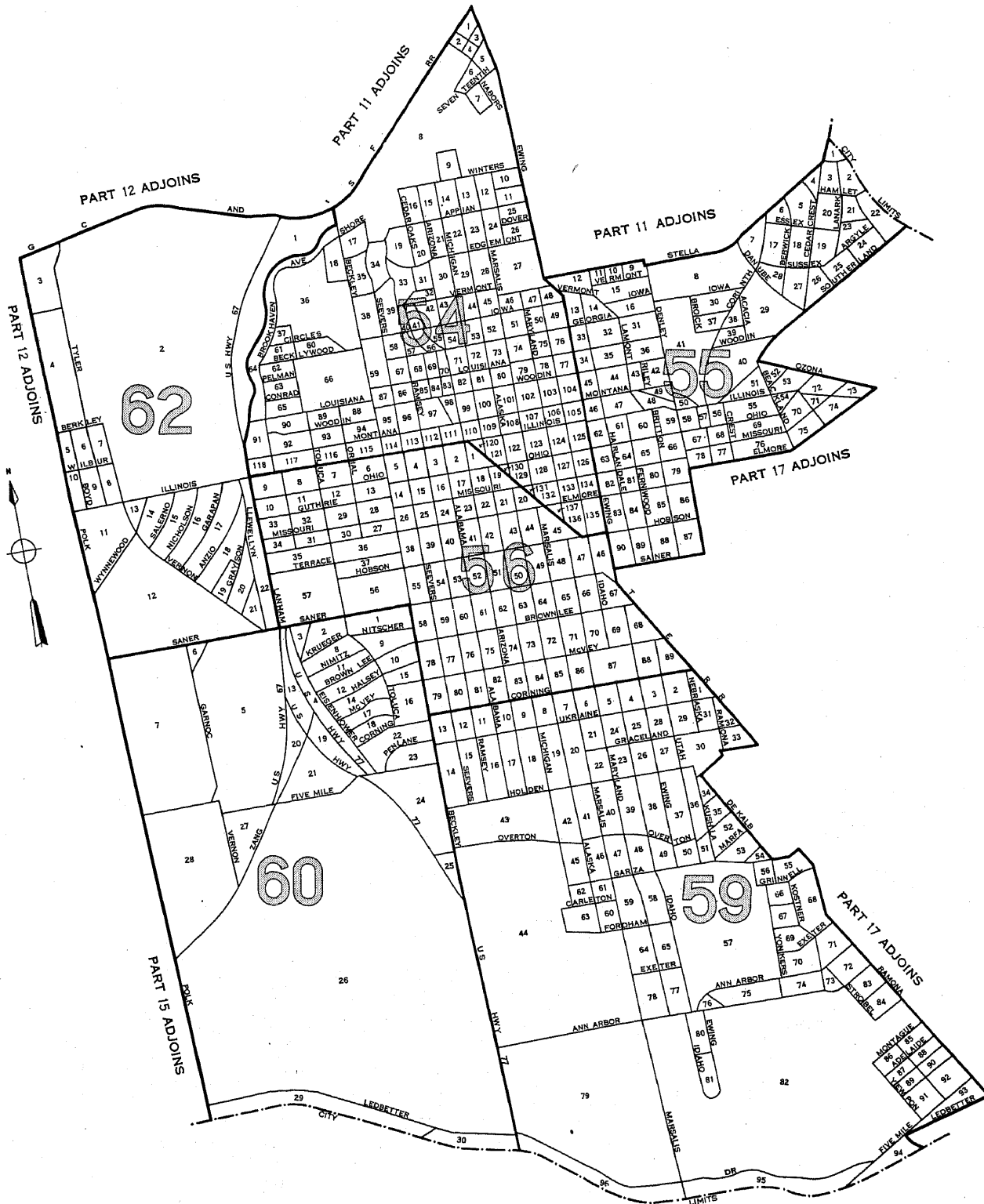
PART 15 OF 18 PARTS



LEGEND
BLOCK NUMBERS
TRACT NUMBERS
TRACT BOUNDARIES
U.S. DEPARTMENT OF COMMERCE, BUREAU OF THE CENSUS

DALLAS, TEXAS, BY CENSUS TRACTS AND BLOCKS: 1950

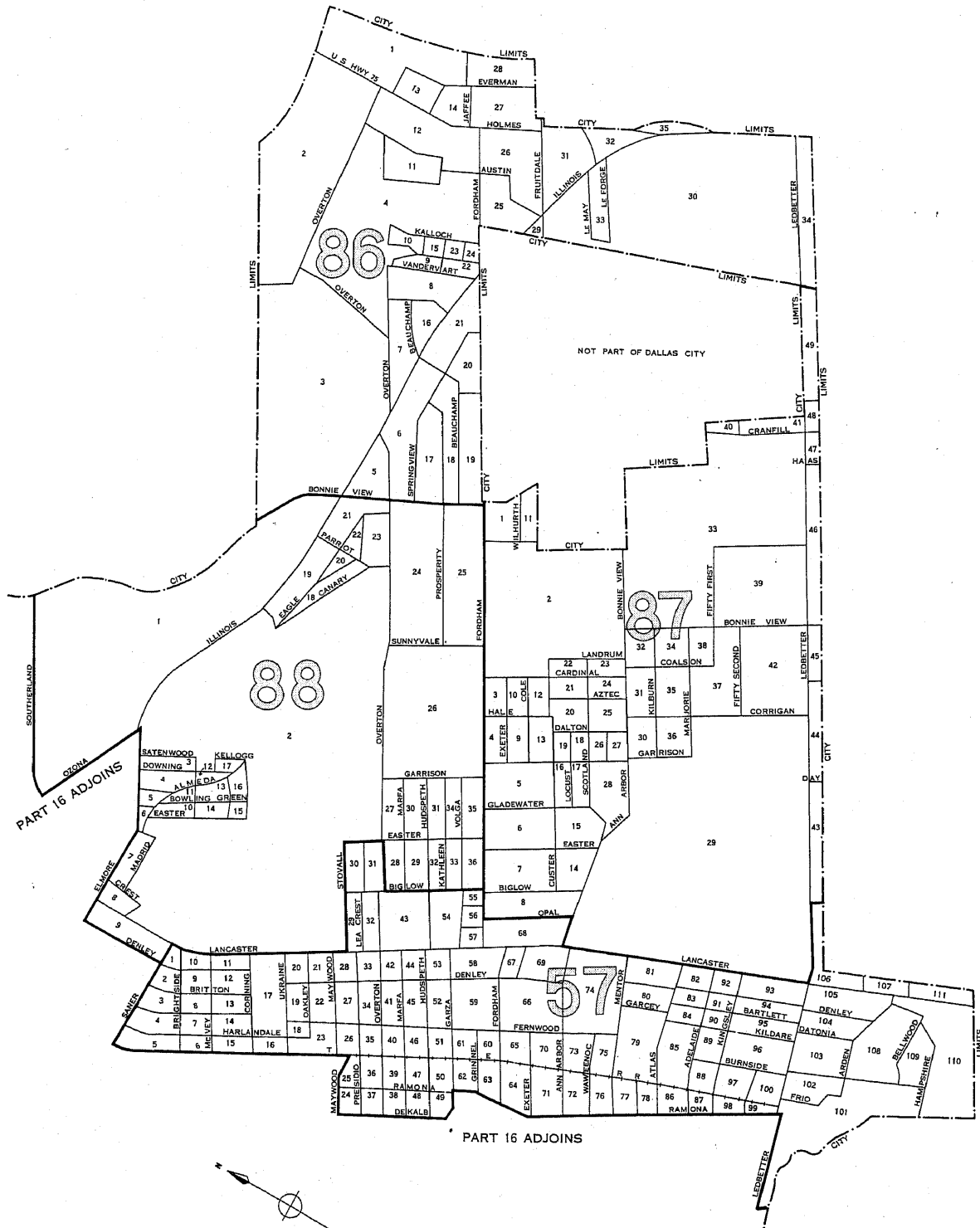
PART 16 OF 18 PARTS



LEGEND
BLOCK NUMBERS
TRACT NUMBERS
TRACT BOUNDARIES
U.S. DEPARTMENT OF COMMERCE, BUREAU OF THE CENSUS

DALLAS, TEXAS, BY CENSUS TRACTS AND BLOCKS: 1950

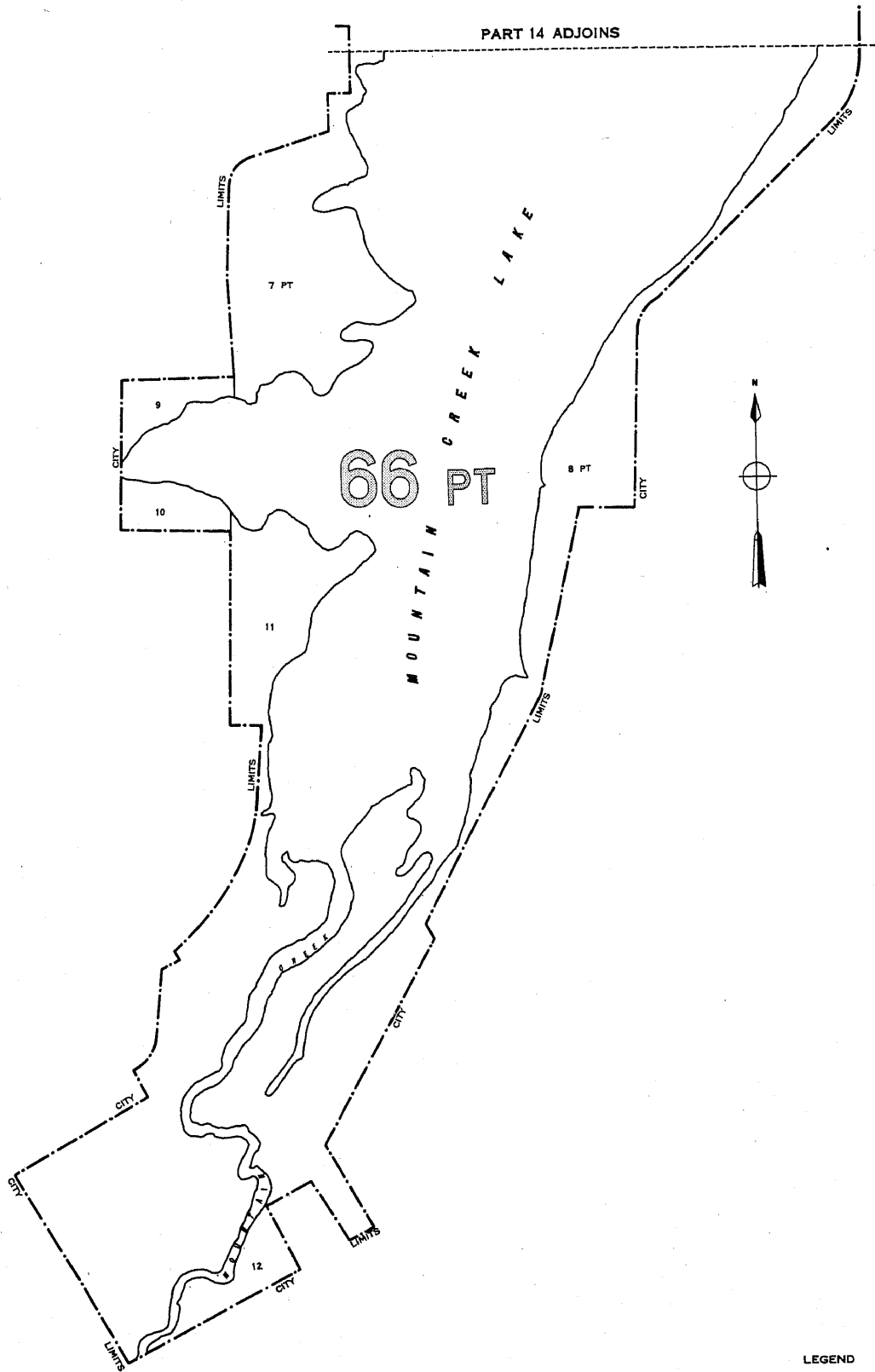
PART 17 OF 18 PARTS



LEGEND

BLOCK NUMBERS
TRACT NUMBERS
TRACT BOUNDARIES
U.S. DEPARTMENT OF COMMERCE, BUREAU OF THE CENSUS

DALLAS, TEXAS. BY CENSUS TRACTS AND BLOCKS: 1950
PART 18 OF 18 PARTS




BLOCK NUMBERS
TRACT NUMBERS
TRACT BOUNDARIES
U.S. DEPARTMENT OF COMMERCE, BUREAU OF THE CENSUS

LEGEND

25
2

1950 UNITED STATES CENSUS OF HOUSING

U. S. DEPARTMENT OF COMMERCE • BUREAU OF THE CENSUS



DAVENPORT, IOWA **BLOCK**
STATISTICS

U. S. CENSUS OF HOUSING: 1950

Volume

- I General Characteristics
- II Nonfarm Housing Characteristics
- III Farm Housing Characteristics
- IV Residential Financing
- V Block Statistics

Housing statistics for census tracts are to be included in the Population reports on census tracts.

U. S. CENSUS OF POPULATION: 1950

Volume


- I Number of Inhabitants
- II Characteristics of the Population

Succeeding volumes will cover the following subjects:

Census Tracts, Nativity and Parentage, Nonwhite Population by Race, Persons of Spanish Surname, Institutional Population, Differential Fertility, Labor Force Characteristics, Occupation, Industry, Income, Internal Migration, Education, Characteristics of Families and Households.

UNITED STATES CENSUS of HOUSING : 1950
U. S. DEPARTMENT OF COMMERCE
CHARLES SAWYER, Secretary

BUREAU OF THE CENSUS
ROY V. PEEL, Director



BLOCK STATISTICS

DAVENPORT
IOWA


Prepared under the supervision of
Howard G. Brunsman, Chief
Population and Housing Division

1950 HOUSING CENSUS REPORT

VOLUME V, PART 46

UNITED STATES GOVERNMENT PRINTING OFFICE 1951

BLOCKS • WARDS





BUREAU OF THE CENSUS

ROY V. PEEL, *Director*

A. ROSS ECKLER, *Deputy Director*
HOWARD C. GRIEVES, *Assistant Director*
CONRAD TAEUBER, *Assistant Director*
MORRIS H. HANSEN, *Assistant Director for Statistical Standards*
ROBERT Y. PHILLIPS, *Assistant Director for Operations*
CALVERT L. DEDRICK, *Coordinator, International Statistics*
FRANK R. WILSON, *Information Assistant to the Director*

Population and Housing Division—

HOWARD G. BRUNSMAN, *Chief*
WAYNE F. DAUGHERTY, *Assistant Chief for Housing*
ROBERT B. VOIGHT, *Assistant Chief for Operations*
HENRY S. SHRYOCK, Jr., *Assistant Chief for Population*
EDWIN D. GOLDFIELD, *Program Coordinator*

Quality and Equipment Statistics—Robert C. Hamer, *Chief*
Inventory Statistics—Carl A. S. Coan, *Chief*
Developmental Programs—J. Hugh Rose, *Chief*
Residential Financing—Junia H. Honnold, *Chief*
Territories and Possessions—Joel Williams, *Chief*
Statistical Sampling—Joseph Steinberg, *Chief*
Statistical Procedure—Morton A. Meyer, *Chief*
Processing Operations—Milton D. Lieberman, *Chief*

Administrative Service Division—WALTER L. KEHRES, *Chief*
Agriculture Division—RAY HURLEY, *Chief*
Budget Officer—CHARLES H. ALEXANDER
Business Division—HARVEY KAILIN, *Acting Chief*
Field Division—LOWELL T. GALT, *Chief*
Foreign Trade Division—J. EDWARD ELY, *Chief*
Geography Division—CLARENCE E. BATSCHLET, *Chief*
Governments Division—ALLEN D. MANVEL, *Chief*
Industry Division—MAXWELL R. CONKLIN, *Chief*
Machine Tabulation Division—C. F. VAN AKEN, *Chief*
Personnel Division—HELEN D. ALMON, *Chief*

SUGGESTED IDENTIFICATION

U. S. Bureau of the Census. *U. S. Census of Housing: 1950. Vol. V, Block Statistics, Part 46.*
U. S. Government Printing Office, Washington, D. C., 1951.

For sale by the Superintendent of Documents, U. S. Government Printing Office, Washington 25, D. C.,
or any of the Field Offices of the Department of Commerce. Price 15 cents

PREFACE

This report presents statistics on characteristics of dwelling units by blocks for the city. The tabulations are based on data from the 1950 Census of Housing, taken as of April 1, 1950. Authorization for the 1950 Census of Housing as part of the Seventeenth Decennial Census was provided by the Housing Act of 1949, approved July 15, 1949.

The major portion of the information compiled from the 1950 Census of Housing appears in Volume I, *General Characteristics*; Volume II, *Nonfarm Housing Characteristics*; Volume III, *Farm Housing Characteristics*; Volume IV, *Residential Financing*; and Volume V, *Block Statistics*. Volume V consists of separate reports, issued as bulletins for each of the 209 cities which in 1940 or in a subsequent census had a population of 50,000 or more. These reports will not be bound into a single publication.

The subjects covered in both the 1950 and 1940 reports on characteristics of dwelling units by blocks are substantially similar.

This report was prepared under the direction of Howard G. Brunsman, Chief, Population and Housing Division, and Wayne F. Daugherty, Assistant Chief for Housing. Robert C. Hamer, Chief, Quality and Equipment Statistics Section, was in charge of coordinating the content and the format of the report with assistance from Carl A. S. Coan, Chief, Inventory Statistics Section; Floyd D. McNaughton, Chief, Equipment and Facilities Unit; Beulah Washabaugh, Chief, Tenure and Vacancy Unit; and Walter A. Hines. The compilation of the statistics was under the supervision of Robert B. Voight, Assistant Chief for Operations.

The collection of the information on which these statistics are based was under the supervision of Lowell T. Galt, Chief, Field Division. The geographic work, including the assignment of all block numbers and the preparation of maps, was under the supervision of Clarence E. Batschelet, Chief, Geography Division. The data were tabulated under the supervision of C. F. Van Aken, Chief, Machine Tabulation Division.

November 1951.

DAVENPORT, IOWA

CONTENTS

INTRODUCTION

	Page		Page
General.....	1	Definitions and explanations—Continued	
Related reports.....	1	Persons per room.....	2
Use of data.....	1	Color of occupants.....	2
Comparability with 1940 Housing Census data.....	1	Contract monthly rent.....	2
Definitions and explanations.....	1	Value of one-dwelling-unit structures.....	2
Dwelling unit.....	1	Number reporting.....	2
Occupancy and tenure.....	2	Block identification.....	2
Condition and plumbing facilities.....	2		

TABLES

	Page
Table 1.—Characteristics of housing for the city: 1950.....	3
Table 2.—Characteristics of housing by wards: 1950.....	3
Table 3.—Characteristics of housing for wards, by blocks: 1950.....	4

Map of city, by blocks, appears following last page of tables.

BLOCK STATISTICS

INTRODUCTION

GENERAL

Volume V of the Reports on Housing consists of a separate report for each of the 209 cities which in 1940, or in a subsequent census prior to 1950, had a population of 50,000 or more. Each report presents for the city, by blocks, tabulations for a limited number of subjects obtained in the Census of Housing. The subjects in these reports are similar to those in the block statistics supplements to Volume I of the reports of the 1940 Census of Housing. The subjects in this report present the number of dwelling units classified by occupancy and tenure, condition and plumbing facilities, persons per room, color of occupants, average contract monthly rent of renter-occupied and selected vacant units, and the average value of one-dwelling-unit owner-occupied and selected vacant structures. In table 1, the statistics for these subjects are summarized for the city. Table 2 contains the statistics for wards; these are the only statistics for wards that will be published from the 1950 Census of Housing. In table 3, the data are presented by blocks within wards and block areas. Maps identifying the location of each block and the ward boundaries are a part of this report.

Related reports.—Related statistics for this city are contained in the Reports on Housing, Volume I, *General Characteristics*; and in the Reports on Population, Volume I, *Number of Inhabitants*, and Volume II, *Characteristics of the Population*.

The Reports on Housing for each State in Volume I present data on the characteristics of dwelling units for the State by residence (urban, rural nonfarm, and rural farm), for standard metropolitan areas, urbanized areas, counties, for urban places, places of 1,000 to 2,500 inhabitants, and rural-nonfarm and rural-farm dwelling units for each county. Each report includes the following subjects: occupancy, tenure, race of occupants, type of structure, year built, condition and plumbing facilities, water supply, toilet and bathing facilities, number of rooms, number of persons, persons per room, electric lighting, heating equipment, heating and cooking fuels, refrigeration equipment, kitchen sink, radio, television, and, for nonfarm units, the contract monthly rent, gross monthly rent, and value of one-dwelling-unit structures.

Volume I of the Reports on Population shows the 1950 population of each county and of each minor civil division within the county. It also contains figures for each incorporated place, for each unincorporated place with 1,000 or more inhabitants, and for incorporated places of 5,000 or more by wards. A special series of tables presents data for each urbanized area giving the incorporated places and portions of minor civil divisions within it.

Volume II of the 1950 Population Reports contains statistics on the general characteristics of the population. Chapter A of this volume repeats the figures on number of inhabitants as shown in Volume I; Chapter B presents demographic, economic, and social characteristics of the population; and Chapter C gives more detailed cross-classifications for States and large cities and standard metropolitan areas.

Use of data.—The tabulation of housing characteristics for areas as small as city blocks provides descriptive material of considerable value for technical studies of housing in the city. The statistics will be useful in compiling totals for special types of areas that may be defined to meet the requirements of individual investigators. Users of the data should bear in mind that in

practically all cases the data for a given block represent the work of only one enumerator. Consequently, housing characteristics for blocks are subject to a wider margin of error than is to be expected in the figures for tracts or wards which represent returns made by a number of enumerators. Misinterpretation of instructions by one enumerator may cause a significant bias in the statistics for a block even though it may have a negligible effect upon the figures for larger areas. For example, the enumeration of "condition" depended to a considerable extent upon the judgment of the individual enumerator. Also, failure to indicate the correct block number for a significant number of dwelling units may introduce errors into the block data.

Comparability with 1940 Housing Census data.—In the 1940 Census of Housing, reports entitled "Block Statistics" were issued as supplements to the first series of Housing bulletins. These supplements consisted of separate reports for each of the 191 cities which had 50,000 inhabitants or more in 1930.

In the 1950 reports, the block numbers used are different, in most cases, from those used in the 1940 reports. Therefore, to compare 1940 and 1950 data for a given block, it is necessary to locate the block on the maps to obtain the corresponding 1940 and 1950 block numbers.

The subjects in both the 1940 and 1950 reports are substantially similar. However, data on number of structures, year built, and mortgage status have been omitted from the 1950 report. Furthermore, in the 1940 reports average contract or estimated monthly rent was reported for all dwelling units while in 1950 average contract monthly rent is reported for some, and average value for other, dwelling units.

DEFINITIONS AND EXPLANATIONS

More detailed and complete definitions are presented in Volume I of the Housing Reports.

Dwelling unit.—In general, a dwelling unit is a group of rooms or a single room, occupied or intended for occupancy as separate living quarters, by a family or other group of persons living together or by a person living alone.

A group of rooms, occupied or intended for occupancy as separate living quarters, is a dwelling unit if it has separate cooking equipment or a separate entrance. A single room, occupied or intended for occupancy as separate living quarters, is a dwelling unit if it has separate cooking equipment or if it constitutes the only living quarters in the structure. Also, each apartment in a regular apartment house is a dwelling unit even though it may not have separate cooking equipment. Excluded from the dwelling unit count are large rooming houses, institutions, dormitories, and transient hotels and tourist courts.

In the 1940 Census, a dwelling unit was defined as the living quarters occupied or intended for occupancy by one household. A household consisted of a family or other group of persons living together with common housekeeping arrangements, or a person living entirely alone. However, the enumerator was not explicitly instructed to define rooms as dwelling units on the basis of cooking equipment or separate entrance.

The number of dwelling units in the 1950 Census may be regarded as comparable with the number of dwelling units in the 1940 Census. Some living quarters may have been classified as separate dwelling units in the one census and not in the other. Further, in the 1950 Census, living quarters with five or more

HOUSING—BLOCK STATISTICS

lodgers were not tabulated as dwelling units; generally, such quarters were included in the 1940 dwelling unit count. However, the net effect of these changes is probably small.

Occupancy and tenure.—Dwelling units are classified by occupancy and tenure into four groups: owner-occupied; renter-occupied; vacant nonseasonal not dilapidated, for rent or sale; and other vacant and nonresident. A dwelling unit is classified as owner-occupied if it was owned wholly or in part by the head of the household or by some related member of his family living in the dwelling unit. All other occupied units are classified as renter-occupied whether or not cash rent was actually paid for living quarters. Rent-free units and living accommodations received in payment for services performed are thus included with the renter-occupied units.

A dwelling unit is considered vacant if no persons are living in it at the time of enumeration. New units not yet occupied were enumerated as vacant dwelling units if construction had proceeded to the extent that all the exterior windows and doors were installed and final usable floors were in place. The classification "Vacant nonseasonal not dilapidated, for rent or sale" is descriptive of the vacant dwelling units reported in this classification. "Other vacant and nonresident" units include all dilapidated and seasonal vacant units as well as the not dilapidated units which were not for rent or sale.

Because of changes in enumeration procedures, the counts of total vacant units in 1940 and 1950 are not strictly comparable. In 1940, vacant units were enumerated if they were habitable; units uninhabitable and beyond repair were excluded from the enumeration. In 1950, units were included regardless of condition if they were intended for occupancy as living quarters. Therefore, no comparison should be made between the data on "vacant nonseasonal not dilapidated, for rent or sale" units from the 1950 Census and data in the 1940 Census reports.

In both censuses, dwelling units occupied entirely by non-residents were included with vacant units not for rent or sale. Trailers, tents, houseboats, and railroad cars which were vacant were excluded from the dwelling unit inventory in both 1950 and 1940.

Condition and plumbing facilities.—Data on condition of a dwelling unit are shown in combination with data for selected plumbing facilities and are, therefore, limited to units for which both condition and plumbing facilities are reported. Plumbing facilities include water supply, toilet facilities, and bathing facilities.

The category "with private bath" includes those dwelling units reported with both a flush toilet and a bathtub or shower inside the structure for the exclusive use of the occupants of the unit. The category "no private bath" includes those dwelling units not having private flush toilet or not having private bathing facilities. The "no running water" category includes units with only piped running water outside the structure or with only other sources such as a hand pump.

A dwelling unit is "dilapidated" when it is run-down or neglected, or is of inadequate original construction, so that it does not provide adequate shelter or protection against the elements or it endangers the safety of the occupants.

Persons per room.—The number of persons per room has been computed for each occupied dwelling unit by dividing the number of persons in the dwelling unit by the number of rooms in the dwelling unit. All persons enumerated in the Population Census as members of the household (including lodgers, servants, and other nonrelated persons) are counted in determining the number of persons that occupy the dwelling unit. The number of rooms in the dwelling unit includes all rooms available for living quarters throughout the year. Not counted as rooms are bathrooms, closets, pantries, halls, screened porches, and unfinished rooms in the basement and attic.

Color of occupants.—Occupied dwelling units are classified by color of head of household according to the definition used in the

1950 Census of Population. The group designated as "nonwhite" consists of Negroes, Indians, Japanese, Chinese, and other non-white races. Persons who are not definitely Indian or of other nonwhite race are classified as white.

Contract monthly rent.—Contract monthly rent is the rent, at the time of enumeration, contracted for by the renter regardless of whether it includes furniture, heating fuel, electricity, cooking fuel, water, or personal services.

Monthly rent for vacant dwelling units is the amount asked for the dwelling unit at the time of enumeration. The average monthly rent relates to renter-occupied dwelling units and vacant nonseasonal not dilapidated units for rent. Dwelling units which are occupied "rent-free" are not included with the units reporting rent.

Value of one-dwelling-unit structures.—Average value is shown for owner-occupied dwelling units and vacant nonseasonal not dilapidated units which are for sale only. Value is shown only if the unit is in a one-dwelling-unit structure without business and if it is the only dwelling unit included in the property. The value represents the amount for which the owner estimates that the property, including such land as belongs with it, would sell under ordinary conditions and not at a forced sale. For vacant units, value is the sale price asked by the owner.

Number reporting.—Occupancy and tenure are reported for all dwelling units, and color of occupants is reported for all occupied units. The corresponding distributions for these subjects in table 1 are based on all dwelling units and on occupied units, respectively. For all other subjects, the distributions are based on the units for which the specific characteristics are reported, that is, the "Number reporting."

The number of dwelling units for which the enumerator obtained no report on a particular item is shown for the city totals only; however, the number "not reported" can easily be derived for each area in tables 2 and 3 by subtracting the number reporting from the total number of dwelling units (or total occupied).

Block identification.—A map or series of maps is included in this report showing block numbers for each block, number and letter designations for wards and block areas, and the names of principal streets.

Blocks are identified by serial numbers, a separate series of numbers being used for each ward or for a group of wards. Thus, the location of each block for which data are presented in table 3 may be determined by referring to the ward and block number shown on the map. Similarly, data for a specific block may be located in the table by reference to the map for the identification numbers of the ward and block.

In some cities "block areas" have been established to facilitate the numbering of blocks in groups of less than 1,000. This may cause a break in the sequence of block numbers within a ward. Where this occurs each part of the ward that is in a separate block area is distinguished on the map, and in the table the data are shown for blocks in numerical order within each block area section of the ward. When a boundary of a ward cuts through a block separating the block into segments, the statistics for each segment are tabulated in the ward in which it is physically located on the map. In such cases, to obtain the statistics for the entire block it is necessary to add the statistics for all segments.

If no dwelling units are reported for a block, the block number is not listed in table 3, although it is shown on the map. Dwelling units for which the block number was not reported are indicated in the table by the symbol "NR." Detailed data are not shown for such dwelling units, nor for blocks containing fewer than three dwelling units. Average monthly rent is not shown when the monthly rent was reported for fewer than three dwelling units. Average value is not shown when the value of one-dwelling-unit properties was reported for fewer than three dwelling units. All dwelling units are included, however, in the statistics for the city and for each ward.

DAVENPORT, IOWA

Table 1.—CHARACTERISTICS OF HOUSING FOR THE CITY: 1950

Subject	Number	Percent	Subject	Number	Percent
OCCUPANCY AND TENURE			PERSONS PER ROOM		
All dwelling units.....	22,498	100.0	Occupied dwelling units.....	22,201	...
Owner occupied.....	12,377	55.0	Number reporting.....	21,648	100.0
Renter occupied.....	9,824	43.7	1.50 or less.....	20,844	96.3
Vacant nonseasonal not dilapidated, for rent or sale.....	154	0.7	1.51 or more.....	804	3.7
Other vacant and nonresident.....	143	0.6	Not reported.....	553	...
CONDITION AND PLUMBING FACILITIES			CONTRACT MONTHLY RENT		
All dwelling units.....	22,498	...	Renter-occupied, and vacant nonseasonal not dilapidated units, for rent—Number reporting.....	9,232	...
Number reporting.....	21,785	100.0	Total contract monthly rent..... dollars.....	392,287	...
With private bath, not dilapidated.....	16,999	78.0	Average monthly rent..... dollars.....	42.49	...
No private bath, with running water, not dilapidated.....	3,776	17.3	VALUE OF ONE-DWELLING-UNIT STRUCTURES		
No running water or dilapidated.....	1,010	4.6	Owner-occupied, ¹ and vacant nonseasonal not dilapidated units, for sale only—Number reporting.....	9,684	...
Condition or plumbing facilities not reported.....	713	...	Total value or sale price..... dollars.....	103,958,000	...
No private bath or dilapidated.....	4,786	22.0	Average value..... dollars.....	10,735	...
COLOR OF OCCUPANTS					
Occupied dwelling units.....	22,201	100.0			
White.....	21,942	98.8			
Nonwhite.....	259	1.2			

¹Ristricted to 1-dwelling-unit properties.

Table 2.—CHARACTERISTICS OF HOUSING BY WARDS: 1950

Ward	All dwelling units by occupancy and tenure					All dwelling units by condition and plumbing facilities			Occupied dwelling units			Contract monthly rent ¹		Value ² of one-dwelling-unit structures		
	Total	Owner occupied	Renter occupied	Vacant non-seasonal not dilap., for rent or sale	Other vacant and non-resident	Number reporting	No private bath or dilap.	No running water or dilap.	Total	Persons per room		Number reporting	Average monthly rent (dollars)	Number reporting	Average value (dollars)	
										Number reporting	1.51 or more					Occu-pied by non-white
TOTAL	22 498	12 377	9 824	1 54	1 43	21 785	4 786	10 10	22 201	21 648	8 04	2 59	9 232	42.49	9 684	10,735
1	3 546	2 277	1 224	25	20	3 500	6 95	2 36	3 501	3 442	1 37	4	1 161	3 8.50	1 881	8.232
2	3 899	2 575	1 272	19	33	3 764	8 00	1 16	3 847	3 813	1 04		1 195	3 7.13	2 094	9.652
3	3 163	1 446	1 661	28	28	3 040	9 42	2 88	3 107	3 001	1 44	5 5	1 575	3 7.40	1 051	10.874
4	3 330	1 185	2 104	22	19	3 150	7 46	1 43	3 289	3 150	1 41	1 04	1 953	4 4.51	8 07	11.442
5	4 308	2 123	2 124	39	22	4 154	1 035	1 39	4 247	4 109	1 85	2 0	1 981	4 6.50	1 567	11.240
6	4 252	2 771	1 439	21	21	4 177	5 68	8 8	4 210	4 133	9 3	7 6	1 367	4 7.70	2 284	13.126

¹For renter-occupied dwelling units and vacant nonseasonal not dilapidated units, for rent.

²For owner-occupied dwelling units and vacant nonseasonal not dilapidated units, for sale only.

DAVENPORT, IOWA

Table 3.—CHARACTERISTICS OF HOUSING FOR WARDS, BY BLOCKS: 1950—Con.

Ward	Block	All dwelling units by occupancy and tenure					All dwelling units by condition and plumbing facilities			Occupied dwelling units				Contract monthly rent ¹		Value ² of one-dwelling-unit structures	
		Total	Owner occupied	Renter occupied	Vacant non-seasonal not dilap., for rent or sale	Other vacant and non-resident	Number reporting	No private bath or dilap.	No running water or dilap.	Total	Persons per room		Occupied by non-white	Number reporting	Average monthly rent (dollars)	Number reporting	Average value (dollars)
											Number reporting	1.51 or more					
1	586	36	29	7			36			36	36		6	32.00	28	8,596	
	587	29	20	9			29	4	1	29	28	1	9	34.88	17	7,235	
	589	29	26	3			29	2	2	29	29	1	3	63.66	26	11,038	
	590	91	62	29			85	10	3	91	86	5	27	42.77	36	10,241	
	591	56	26	28		2	56	26	9	54	53	1	1	36.28	20	8,175	
	592	34	21	13			34	2	2	34	34		28	43.08	14	8,457	
	593	50	20	26	4		48	9	1	46	46	3	26	42.42	12	7,316	
	594	1															
	595	2															
	599	22	9	13			22	1	1	22	22		13	32.15	8	8,687	
	600	23	10	13			23			23	23	1	13	25.84	9	8,000	
	601	28	18	10			28			28	28		10	41.30	16	8,706	
	602	22	14	8			22			22	22		8	40.00	9	8,911	
	603	6	4	2			6	2	2	6	6		1		2		
	604	5	5	2			5	2	2	5	5	2	2		1		
	605	6	1	5			6			6	5		5	29.00			
	607	2															
	608	6	6				6			6	6				6	10,833	
	609	3	2	1			3			3	3	1	1		1		
	610	8	7	1			8			8	8		1		6	16,166	
	611	4	2	2			4			4	4		2		1		
	614	4	2	2			3	2	2	4	3		2		1		
	615	17	12	2	3		17	2	1	14	13		2		15	6,613	
	616	14	8	6			14	1		14	14		5	39.40	7	7,857	
	617	15	11	4			15			15	15		4	119.25	10	9,750	
	618	11	11				11	1	1	11	11	1	1		8	7,125	
	619	7	4	3			7	3	2	7	7		3	40.00	3	9,806	
	620	15	12	3	1		15	2	2	14	14		1		11	8,909	
	621	5	5				5			5	5		3		5	9,768	
	623	8	5	3			8	4	1	8	8		3	148.33	3	6,666	
	624	7	6	1			7			7	7		1		5	6,920	
	625	15	14			1	15		1	14	14		1		14	8,814	
	626	11	10	1			11	2	3	11	11	1	1		10	7,430	
	627	31	28	3			31	3	3	31	30	1	3	33.33	27	8,237	
	628	13	9	4			12	3	3	13	13		4	44.50	8	7,125	
	629	14	10	4			14	2	2	14	13	2	3	51.66	6	7,833	
	630	8	8				8			8	8				7	12,357	
	631	7	6	1			7			7	7		1		5	8,400	
	632	6	6				6			6	6		1		6	20,250	
	634	8	8				8	3		8	8		8		8	6,812	
	636	5	4	1			5			5	4	1	1		4	11,500	
	637	18	14	4			18	4		18	18		4	39.75	14	6,978	
	638	23	15	8			23	11	3	23	23		6	26.00	14	5,671	
	639	9	4	4			9	3	1	11	10	1	4	45.25	4	8,375	
	640	11	4	7			11	1		12	12		4	83.33	3	8,333	
	641	12	4	8			12	2	2	13	13		2	50.00	8	8,437	
	642	1	1	3			1	1	1	1	1		2		8	9,055	
	643	8	8				8			8	8				8	6,937	
	644	8	6	2			8			8	8		2		5	6,300	
	646	17	17				17	1		17	17				17	7,723	
	647	8	8				8			8	8				8	8,175	
	648	13	8	2	2	1	13	2	1	10	10		1		9	7,666	
	649	14	6	6			16			16	16	1	5	51.00	10	8,240	
	650	20	10	3		1	12	2		11	11		3	50.33	7	9,700	
	651	1	1				15			15	15	2	3	53.33	12	8,808	
	652	5	6	3	1		9	1		8	8		2		7	5,500	
	653	1	1			1	1	1		1	1				11	7,736	
	654	1	1	2			1	1	1	1	1		3	39.33	7	9,142	
	655	1	1	3	1		1	1		1	1		3	55.66	8	10,937	
	656	14	9	5			14	1	1	14	12		4	30.50	6	8,250	
	657	11	11				11			11	11				10	8,050	
	658	2															
	659	3	2	1			3	1		3	3	2	1	45.69	18	8,705	
	660	3	3	14			5			5	5		2		3	6,333	
	661	1	1	2			19	6		19	19		8	30.00	7	10,142	
	662	1	6	10			12	5		12	12		3	44.16	3	11,666	
	663	2	3	3			18	1	1	18	18		6	43.33	14	9,821	
	664	1	4	4			13	2		13	13		2	52.50	8	8,650	
	665	14	2				16			16	15		4		14	9,214	
	666	19	3	1			19			18	18		3	47.66	14	10,785	
	667	16	14	2			16			16	15		2		14	11,050	
	668	5	5				5			5	5				5	12,200	
	669	1															
	670	1	2				3	2		3	3		1				
	672	2	2				2			2	2		2		2		
	673	5	5	2		1	5	3		5	5		2		3	6,600	
	674	2	8	8			24	13	4	24	24	1	2	23.28	11	9,645	
	675	7	7	2			7	1		7	7		7		3	7,500	
	676	15	11	4			15	1		15	15		4	46.75	8	7,687	
	677	14	10	4			14	2		14	14		4	32.25	9	9,366	
	678	25	13	12			25	5		25	25		12	38.91	9	7,722	
	679	6	5	1			6			6	6		1		3	10,000	
	680	3	2	1			3			3	3		1		2		
	681	2															
	682	84	15	68	1		84	2		83	83	2	67	36.98	12	11,500	
	683	1															
	684	47	37	10			47	47	47	47	45	15	8	16.00	34	958	

¹For renter - occupied dwelling units and vacant nonseasonal not dilapidated units, for rent.
²For owner - occupied dwelling units and vacant nonseasonal not dilapidated units, for sale only.

HOUSING—BLOCK STATISTICS

Table 3.—CHARACTERISTICS OF HOUSING FOR WARDS, BY BLOCKS: 1950—Con.

Table with columns: Ward, Block, Total, Owner occupied, Renter occupied, Vacant non-seasonal not dilapidated, Other vacant and non-resident, Number reporting, No private bath or dilapidated, No running water or dilapidated, Occupied dwelling units (Total, Persons per room, Occupied by non-white), Contract monthly rent (Number reporting, Average monthly rent), and Value of one-dwelling-unit structures (Number reporting, Average value).

1For renter - occupied dwelling units and vacant nonseasonal not dilapidated units, for rent.
2For owner - occupied dwelling units and vacant nonseasonal not dilapidated units, for sale only.

HOUSING—BLOCK STATISTICS

Table 3.—CHARACTERISTICS OF HOUSING FOR WARDS, BY BLOCKS: 1950—Con.

Ward	Block	All dwelling units by occupancy and tenure					All dwelling units by condition and plumbing facilities			Occupied dwelling units			Contract monthly rent ¹		Value ² of one-dwelling-unit structures			
		Total	Owner occupied	Renter occupied	Vacant non-seasonal not dilap., for rent or sale	Other vacant and non-resident	Number reporting	No private bath or dilap.	No running water or dilap.	Total	Persons per room		Number reporting	Average monthly rent (dollars)	Number reporting	Average value (dollars)		
											Number reporting	1.51 or more					Occupied by non-white	
6	171	1																
	227	3																
	228	5																
	229	14																
	230	14																
	231	16																
	232	16																
	233	10																
	234	17																
	235	4																
	236	4																
	237	3																
	238	17																
	239	21																
	240	28																
	241	28																
	242	30																
	244	13																
	245	25																
	246	14																
	247	68																
	248	8																
	249	26																
	251	15																
	252	20																
	253	22																
	254	21																
	255	17																
	256	17																
	257	2																
	258	24																
	259	13																
	260	26																
	261	43																
	263	18																
	264	18																
	265	15																
	266	17																
	267	31																
	268	42																
	269	52																
	270	50																
	362	1																
	363	2																
	6	PART IN BLOCK AREA B																
		1	16	15														
		2	12	12														
		3	16	16														
		4	21	21														
		5	19	16														
		6	23	21														
		7	17	15														
		8	28	24														
		9	31	20														
		10	51	37														
11		17	12															
12		29	17															
13		8	7															
14		18	10															
15		15	7															
16		18	13															
17		40	27															
18		41	22															
19		22	17															
20		105	62															
21		31	19															
22		42	17															
78		24	22															
79		14	8															
80		47	30															
81		29	27															
82		20	18															
83		15	15															
84		1																
85	21	18																
86	21	16																
87	15	14																
88	13	12																
89	17	14																
90	17	13																
91	13	9																
92	6	3																
93	5	5																
94	12	12																
95	16	16																
96	20	19																

¹For renter - occupied dwelling units and vacant nonseasonal not dilapidated units, for rent.
²For owner - occupied dwelling units and vacant nonseasonal not dilapidated units, for sale only.

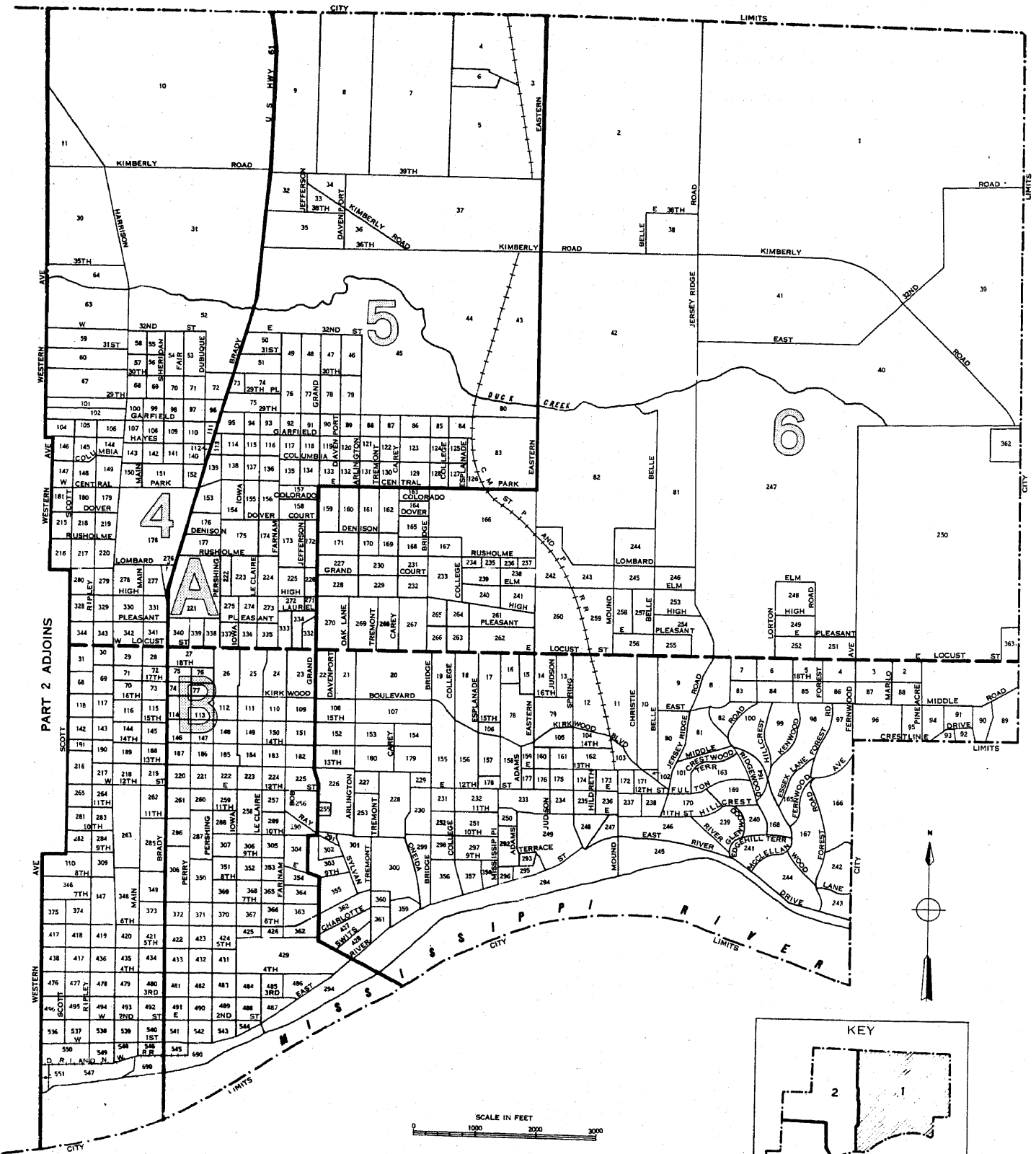
Table 3.—CHARACTERISTICS OF HOUSING FOR WARDS, BY BLOCKS: 1950—Con.

Ward	Block	All dwelling units by occupancy and tenure					All dwelling units by condition and plumbing facilities			Occupied dwelling units			Contract monthly rent ¹		Value ² of one-dwelling-unit structures	
		Total	Owner occupied	Renter occupied	Vacant non-seasonal not dilap., for rent or sale	Other vacant and non-resident	Number reporting	No private bath or dilap.	No running water or dilap.	Total	Persons per room	Occupied by non-white	Number reporting	Average monthly rent (dollars)	Number reporting	Average value (dollars)
6	97	33	32	1					33	33						
	98	41	37	4					41	40						
	99	25	24	1					25	24						
	100	29	25	4					29	28						
	101	27	16	10					27	26						
	103	8	2	6					8	8						
	104	11	10	1					11	11						
	105	6	5	1					6	6						
	106	6	5	1					6	6						
	107	30	19	11					30	29						
	108	43	25	17	1				41	42						
	152	37	14	22		1			34	36						
	153	18	11	7					18	18						
	154	28	22	6					28	28						
	155	44	28	14					44	42						
	156	31	16	14	1				31	30						
	157	28	22	6					28	28						
	158	36	18	18					36	36						
	159	7	5	2					7	7						
	160	9	5	3	1				9	8						
	161	18	6	12					18	18						
	162	25	15	8	2				24	23						
	163	30	28	2					30	30						
	164	10	9	1					10	10						
	165	16	7	9					16	16						
	166	16	16						16	16						
	167	22	21	1					22	22						
	168	7	7						7	7						
	169	17	17						17	17						
	170	29	21	8					29	29						
	171	2							2	2						
	172	14	7	7					14	14						
	173	20	13	7					20	20						
	174	16	6	10					16	16						
	175	16	7	9					16	16						
	176	21	9	12					21	20						
	177	14	3	11					14	14						
	178	2							2	2						
	179	37	21	16					37	34						
	180	35	14	21					35	34						
	181	40	16	22	1				39	37						
	222	26	39	22		1			21	20						
	223	27	26	1					27	26						
	224	42	21	21					44	42						
	225	14	12	2					14	14						
	226	42	15	27					41	42						
	227	23	8	15					23	20						
	228	38	19	19					38	37						
	233	31	14	17					31	31						
	234	20	9	10	1				20	19						
	235	16	8	7					15	15						
	236	17	8	9					17	17						
	237	20	11	9					20	20						
	238	16	9	7					16	16						
	239	9	8	1					9	8						
	240	12	11	1					12	11						
	241	4	4						4	4						
	242	4	3	1					4	4						
	243	5	4	1					5	5						
	244	6	4	2					6	6						
	245	7		7					7	7						
	247	14	3	11					14	14						
	248	5	1	4					5	5						
	249	30	20	10					30	30						
	250	2							2	2						
	251	34	8	26					34	34						
	252	15	1	14					15	15						
	253	45	17	28					45	43						
	255	16	6	10					16	16						
	292	12	6	6					12	12						
	294	1							1	1						
	296	19	12	7					19	19						
	297	15	6	9					14	14						
	298	34	28	6					31	32						
	299	15	10	5					15	15						
	300	83	39	44					83	83						
	301	39	23	16					39	38						
	302	19	10	9					19	19						
	303	19	20						19	19						
	355	36	16	20					35	36						
	356	26	9	17					26	25						
	357	14	7	7					14	14						
	358	11	4	7					11	11						
	359	27	19	8					27	27						
	360	18	8	10					18	18						
	361	39	27	12					39	39						
	362	100	61	39					99	95						
	428	16	3	13					16	16						

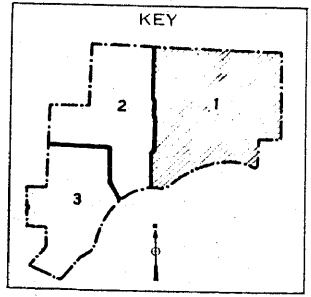
¹For renter - occupied dwelling units and vacant nonseasonal not dilapidated units, for rent.
²For owner - occupied dwelling units and vacant nonseasonal not dilapidated units, for sale only.

DAVENPORT, IOWA. BY WARDS AND BLOCKS: 1950

PART 1 OF 3 PARTS

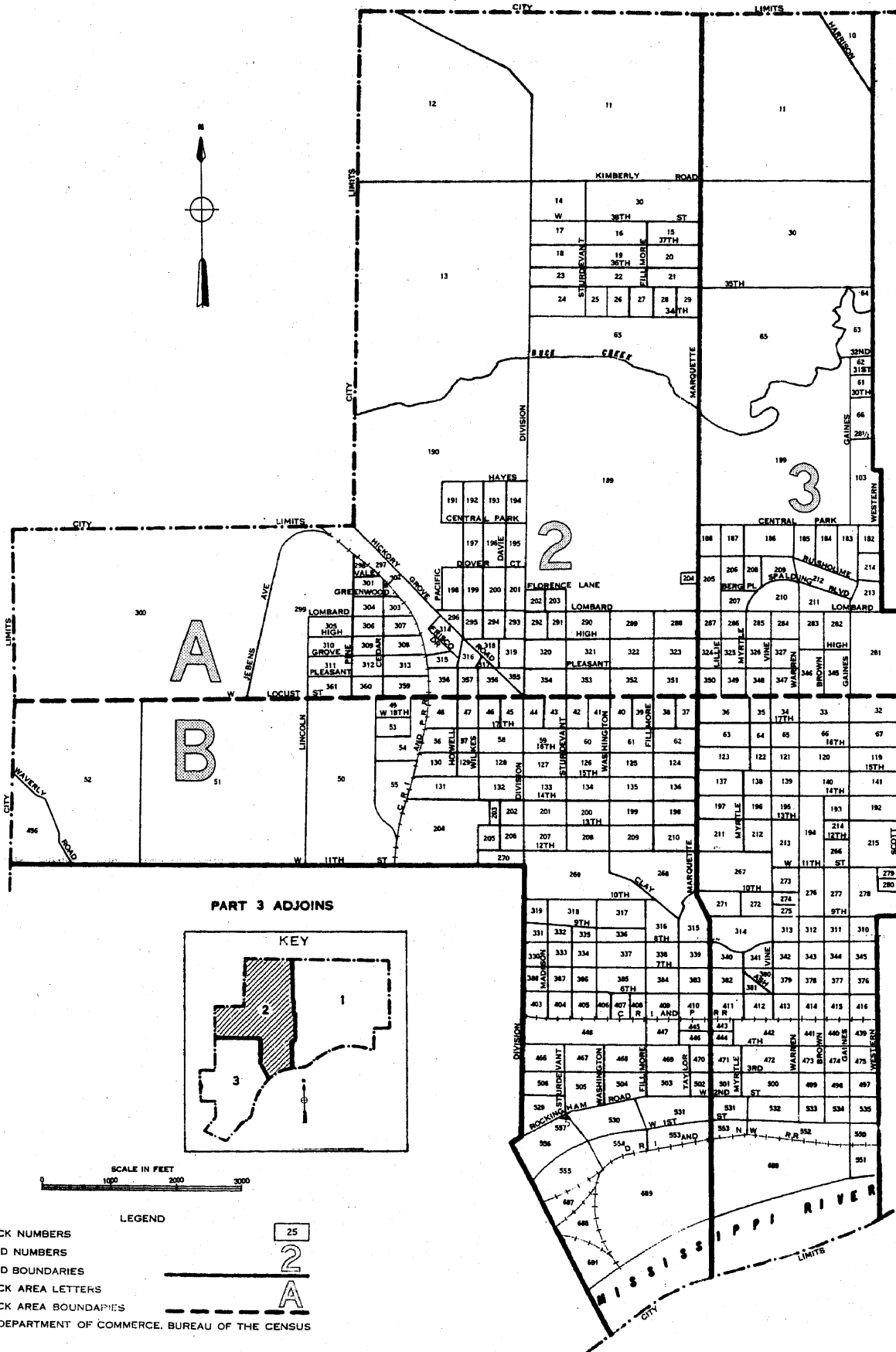


- LEGEND
- BLOCK NUMBERS
 - WARD NUMBERS
 - WARD BOUNDARIES
 - BLOCK AREA LETTERS
 - BLOCK AREA BOUNDARIES
 - U.S. DEPARTMENT OF COMMERCE BUREAU OF THE CENSUS



DAVENPORT, IOWA, BY WARDS AND BLOCKS: 1950

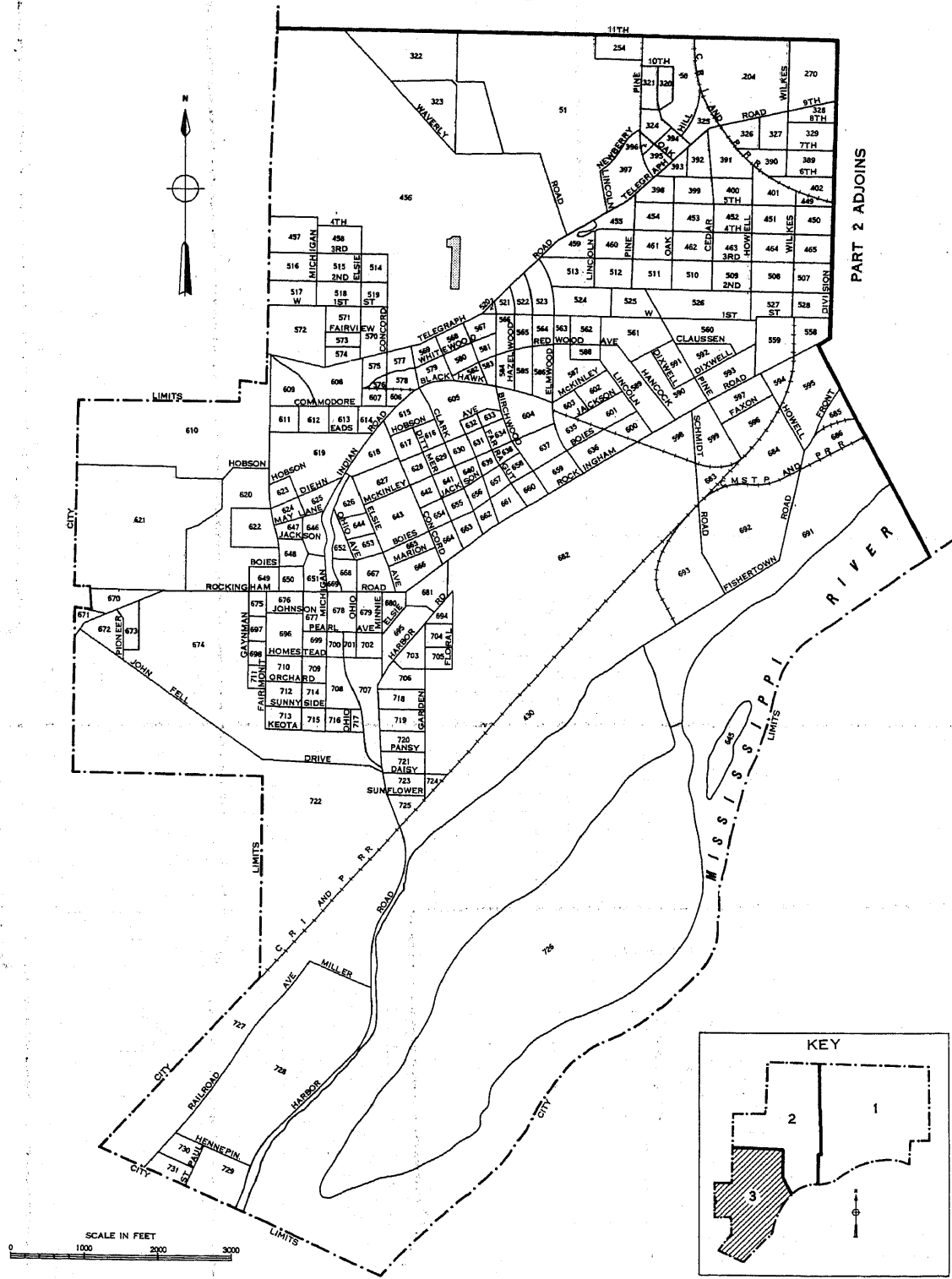
PART 2 OF 3 PARTS



DAVENPORT, IOWA, BY WARDS AND BLOCKS: 1950

PART 3 OF 3 PARTS

PART 2 ADJOINS



LEGEND

25
2
A

BLOCK NUMBERS
 WARD NUMBERS
 WARD BOUNDARIES
 BLOCK AREA LETTERS
 BLOCK AREA BOUNDARIES

U.S. DEPARTMENT OF COMMERCE, BUREAU OF THE CENSUS