


1950 UNITED STATES CENSUS OF HOUSING

U. S. DEPARTMENT OF COMMERCE • BUREAU OF THE CENSUS



DAYTON, OHIO

**BLOCK
STATISTICS**

U. S. CENSUS OF HOUSING: 1950

Volume

- I General Characteristics
- II Nonfarm Housing Characteristics
- III Farm Housing Characteristics
- IV Residential Financing
- V Block Statistics

Housing statistics for census tracts are to be included in the Population reports on census tracts.

U. S. CENSUS OF POPULATION: 1950

Volume

- I Number of Inhabitants
- II Characteristics of the Population

Succeeding volumes will cover the following subjects:

Census Tracts, Nativity and Parentage, Nonwhite Population by Race, Persons of Spanish Surname, Institutional Population, Differential Fertility, Labor Force Characteristics, Occupation, Industry, Income, Internal Migration, Education, Characteristics of Families and Households.

UNITED STATES CENSUS of HOUSING : 1950
U. S. DEPARTMENT OF COMMERCE BUREAU OF THE CENSUS
CHARLES SAWYER, Secretary ROY V. PEEL, Director



BLOCK STATISTICS

DAYTON
OHIO

Prepared under the supervision of
Howard G. Brunzman, Chief
Population and Housing Division

1950 HOUSING CENSUS REPORT
VOLUME V, PART 47

UNITED STATES GOVERNMENT PRINTING OFFICE 1952

BLOCKS • CENSUS TRACTS



BUREAU OF THE CENSUS

ROY V. PEEL, *Director*

A. ROSS ECKLER, *Deputy Director*
HOWARD C. GRIEVES, *Assistant Director*
CONRAD TAEUBER, *Assistant Director*
MORRIS H. HANSEN, *Assistant Director for Statistical Standards*
ROBERT Y. PHILLIPS, *Assistant Director for Operations*
CALVERT L. DEDRICK, *Coordinator, International Statistics*
FRANK R. WILSON, *Information Assistant to the Director*

Population and Housing Division—

HOWARD G. BRUNSMAN, *Chief*
WAYNE F. DAUGHERTY, *Assistant Chief for Housing*
ROBERT B. VOIGHT, *Assistant Chief for Operations*
HENRY S. SHRYOCK, JR., *Assistant Chief for Population*
EDWIN D. GOLDFIELD, *Program Coordinator*

Quality and Equipment Statistics—Robert C. Hamer, *Chief*
Inventory Statistics—Carl A. S. Coan, *Chief*
Developmental Programs—J. Hugh Rose, *Chief*
Residential Financing—Junia H. Honnold, *Chief*
Territories and Possessions—Joel Williams, *Chief*
Statistical Sampling—Joseph Steinberg, *Chief*
Statistical Procedure—Morton A. Meyer, *Chief*
Processing Operations—Milton D. Lieberman, *Chief*

Administrative Service Division—WALTER L. KEHRES, *Chief*
Agriculture Division—RAY HURLEY, *Chief*
Budget Officer—CHARLES H. ALEXANDER
Business Division—HARVEY KAILIN, *Acting Chief*
Field Division—LOWELL T. GALT, *Chief*
Foreign Trade Division—J. EDWARD ELY, *Chief*
Geography Division—CLARENCE E. BATSCHLET, *Chief*
Governments Division—ALLEN D. MANVEL, *Chief*
Industry Division—MAXWELL R. CONKLIN, *Chief*
Machine Tabulation Division—C. F. VAN AKEN, *Chief*
Personnel Division—HELEN D. ALMON, *Chief*

SUGGESTED IDENTIFICATION

U. S. Bureau of the Census. *U. S. Census of Housing: 1950. Vol. V, Block Statistics, Part 47.*
U. S. Government Printing Office, Washington, D. C., 1952

For sale by the Superintendent of Documents, U. S. Government Printing Office, Washington 25, D. C.,
or any of the Field Offices of the Department of Commerce - Price 25 cents

PREFACE

This report presents statistics on characteristics of dwelling units by blocks for the city. The tabulations are based on data from the 1950 Census of Housing, taken as of April 1, 1950. Authorization for the 1950 Census of Housing as part of the Seventeenth Decennial Census was provided by the Housing Act of 1949, approved July 15, 1949.

The major portion of the information compiled from the 1950 Census of Housing appears in Volume I, *General Characteristics*; Volume II, *Nonfarm Housing Characteristics*; Volume III, *Farm Housing Characteristics*; Volume IV, *Residential Financing*; and Volume V, *Block Statistics*. Volume V consists of separate reports, issued as bulletins for each of the 209 cities which in 1940 or in a subsequent census had a population of 50,000 or more. These reports will not be bound into a single publication.

The subjects covered in both the 1950 and 1940 reports on characteristics of dwelling units by blocks are substantially similar.

This report was prepared under the direction of Howard G. Brunsman, Chief, Population and Housing Division, and Wayne F. Daugherty, Assistant Chief for Housing. Robert C. Hamer, Chief, Quality and Equipment Statistics Section, was in charge of coordinating the content and the format of the report with assistance from Carl A. S. Coan, Chief, Inventory Statistics Section; Floyd D. McNaughton, Chief, Equipment and Facilities Unit; Beulah Washabaugh, Chief, Tenure and Vacancy Unit; and Walter A. Hines. The compilation of the statistics was under the supervision of Robert B. Voight, Assistant Chief for Operations.

The collection of the information on which these statistics are based was under the supervision of Lowell T. Galt, Chief, Field Division. The geographic work, including the assignment of all block numbers and the preparation of maps, was under the supervision of Clarence E. Batschelet, Chief, Geography Division. The data were tabulated under the supervision of C. F. Van Aken, Chief, Machine Tabulation Division.

March 1952.

DAYTON, OHIO

CONTENTS

INTRODUCTION

	Page		Page
General.....	1	Definitions and explanations—Continued	
Related reports.....	1	Condition and plumbing facilities.....	2
Census tracts.....	1	Persons per room.....	2
Use of data.....	1	Color of occupants.....	2
Comparability with 1940 Housing Census data.....	1	Contract monthly rent.....	2
Definitions and explanations.....	1	Value of one-dwelling-unit structures.....	2
Dwelling unit.....	1	Number reporting.....	2
Occupancy and tenure.....	2	Block identification.....	2

TABLES

	Page
Table 1.—Characteristics of housing for the city: 1950.....	3
Table 2.—Characteristics of housing by census tracts: 1950.....	3
Table 3.—Characteristics of housing for census tracts, by blocks: 1950.....	5

Map of city, by blocks, appears following last page of tables

BLOCK STATISTICS

INTRODUCTION

GENERAL

Volume V of the Reports on Housing consists of a separate report for each of the 209 cities which in 1940, or in a subsequent census prior to 1950, had a population of 50,000 or more. Each report presents for the city, by blocks, tabulations for a limited number of subjects obtained in the Census of Housing. The subjects in these reports are similar to those in the block statistics supplements to Volume I of the reports of the 1940 Census of Housing. The subjects in this report present the number of dwelling units classified by occupancy and tenure, condition and plumbing facilities, persons per room, color of occupants, average contract monthly rent of renter-occupied and selected vacant units, and the average value of one-dwelling-unit owner-occupied and selected vacant structures. In table 1, the statistics for these subjects are summarized for the city. Table 2 contains the statistics for census tracts. In table 3, the data are presented by blocks within census tracts. Maps identifying the location of each block and the census tract boundaries are a part of this report.

Related reports.—Related statistics for this city are contained in the Reports on Housing, Volume I, *General Characteristics*; and in the Reports on Population, Volume I, *Number of Inhabitants*, and Volume II, *Characteristics of the Population*.

The Reports on Housing for each State in Volume I present data on the characteristics of dwelling units for the State by residence (urban, rural nonfarm, and rural farm), for standard metropolitan areas, urbanized areas, counties, for urban places, places of 1,000 to 2,500 inhabitants, and rural-nonfarm and rural-farm dwelling units for each county. Each report includes the following subjects: occupancy, tenure, race of occupants, type of structure, year built, condition and plumbing facilities, water supply, toilet and bathing facilities, number of rooms, number of persons, persons per room, electric lighting, heating equipment, heating and cooking fuels, refrigeration equipment, kitchen sink, radio, television, and, for nonfarm units, the contract monthly rent, gross monthly rent, and value of one-dwelling-unit structures.

Volume I of the Reports on Population shows the 1950 population of each county and of each minor civil division within the county. It also contains figures for each incorporated place, for each unincorporated place with 1,000 or more inhabitants, and for incorporated places of 5,000 or more by wards. A special series of tables presents data for each urbanized area giving the incorporated places and portions of minor civil divisions within it.

Volume II of the 1950 Population Reports contains statistics on the general characteristics of the population. Chapter A of this volume repeats the figures on number of inhabitants as shown in Volume I; Chapter B presents demographic, economic, and social characteristics of the population; and Chapter C gives more detailed cross-classifications for States and large cities and standard metropolitan areas.

Census tracts.—Census tracts are small areas into which certain large cities have been subdivided for statistical and local administrative purposes. In most cases the tracts are permanently established, so that comparison may be made from census to census. The boundaries of tracts are established so as to include approximately equal numbers of inhabitants or equal areas; and each tract is designed to represent an area that is fairly

homogeneous in population characteristics. Although the tracted areas of some cities extend into the suburbs, the data shown in this report are restricted to the tracts within the corporate limits of the city.

Use of data.—The tabulation of housing characteristics for areas as small as city blocks provides descriptive material of considerable value for technical studies of housing in the city. The statistics will be useful in compiling totals for special types of areas that may be defined to meet the requirements of individual investigators. Users of the data should bear in mind that in practically all cases the data for a given block represent the work of only one enumerator. Consequently, housing characteristics for blocks are subject to a wider margin of error than is to be expected in the figures for tracts or wards which represent returns made by a number of enumerators. Misinterpretation of instructions by one enumerator may cause a significant bias in the statistics for a block even though it may have a negligible effect upon the figures for larger areas. In particular, the enumeration of "condition" depended to a considerable extent upon the judgment of the individual enumerator. Also, failure to indicate the correct block number for a significant number of dwelling units may introduce errors into the block data.

Comparability with 1940 Housing Census data.—In the 1940 Census of Housing, reports entitled "Block Statistics" were issued as supplements to the first series of Housing bulletins. These supplements consisted of separate reports for each of the 191 cities which had 50,000 inhabitants or more in 1930.

In the 1950 reports, the block numbers used are different, in most cases, from those used in the 1940 reports. Therefore, to compare 1940 and 1950 data for a given block, it is necessary to locate the block on the maps to obtain the corresponding 1940 and 1950 block numbers.

The subjects in both the 1940 and 1950 reports are substantially similar. However, data on number of structures, year built, and mortgage status have been omitted from the 1950 report. Furthermore, in the 1940 reports average contract or estimated monthly rent was reported for all dwelling units while in 1950 average contract monthly rent is reported for some, and average value for other, dwelling units.

DEFINITIONS AND EXPLANATIONS

More detailed and complete definitions are presented in Volume I of the Housing Reports.

Dwelling unit.—In general, a dwelling unit is a group of rooms or a single room, occupied or intended for occupancy as separate living quarters, by a family or other group of persons living together or by a person living alone.

A group of rooms, occupied or intended for occupancy as separate living quarters, is a dwelling unit if it has separate cooking equipment or a separate entrance. A single room, occupied or intended for occupancy as separate living quarters, is a dwelling unit if it has separate cooking equipment or if it constitutes the only living quarters in the structure. Also, each apartment in a regular apartment house is a dwelling unit even though it may not have separate cooking equipment. Excluded from the dwelling unit count are large rooming houses, institutions, dormitories, and transient hotels and tourists courts.

In the 1940 Census, a dwelling unit was defined as the living quarters occupied or intended for occupancy by one household.

A household consisted of a family or other group of persons living together with common housekeeping arrangements, or a person living entirely alone. However, the enumerator was not explicitly instructed to define rooms as dwelling units on the basis of cooking equipment or separate entrance.

The number of dwelling units in the 1950 Census may be regarded as comparable with the number of dwelling units in the 1940 Census. Some living quarters may have been classified as separate dwelling units in the one census and not in the other. Further, in the 1950 Census, living quarters with five or more lodgers were not tabulated as dwelling units; generally, such quarters were included in the 1940 dwelling unit count. However, the net effect of these changes is probably small.

Occupancy and tenure.—Dwelling units are classified by occupancy and tenure into four groups: owner-occupied; renter-occupied; vacant nonseasonal not dilapidated, for rent or sale; and other vacant and nonresident. A dwelling unit is classified as owner-occupied if it was owned wholly or in part by the head of the household or by some related member of his family living in the dwelling unit. All other occupied units are classified as renter-occupied whether or not cash rent was actually paid for living quarters. Rent-free units and living accommodations received in payment for services performed are thus included with the renter-occupied units.

A dwelling unit is considered vacant if no persons are living in it at the time of enumeration. New units not yet occupied were enumerated as vacant dwelling units if construction had proceeded to the extent that all the exterior windows and doors were installed and final usable floors were in place. The classification "Vacant nonseasonal not dilapidated, for rent or sale" is descriptive of the vacant dwelling units reported in this classification. "Other vacant and nonresident" units include all dilapidated and seasonal vacant units as well as the not dilapidated units which were not for rent or sale.

Because of changes in enumeration procedures, the counts of total vacant units in 1940 and 1950 are not strictly comparable. In 1940, vacant units were enumerated if they were habitable; units uninhabitable and beyond repair were excluded from the enumeration. In 1950, units were included regardless of condition if they were intended for occupancy as living quarters. Therefore, no comparison should be made between the data on "vacant nonseasonal not dilapidated, for rent or sale" units from the 1950 Census and data in the 1940 Census reports.

In both censuses, dwelling units occupied entirely by non-residents were included with vacant units not for rent or sale. Trailers, tents, houseboats, and railroad cars which were vacant were excluded from the dwelling unit inventory in both 1950 and 1940.

Condition and plumbing facilities.—Data on condition of a dwelling unit are shown in combination with data for selected plumbing facilities and are, therefore, limited to units for which both condition and plumbing facilities are reported. Plumbing facilities include water supply, toilet facilities, and bathing facilities.

The category "with private bath" includes those dwelling units reported with both a flush toilet and a bathtub or shower inside the structure for the exclusive use of the occupants of the unit. The category "no private bath" includes those dwelling units not having private flush toilet or not having private bathing facilities. The "no running water" category includes units with only piped running water outside the structure or with only other sources such as a hand pump.

A dwelling unit is "dilapidated" when it is run-down or neglected, or is of inadequate original construction, so that it does not provide adequate shelter or protection against the elements or it endangers the safety of the occupants.

Persons per room.—The number of persons per room has been computed for each occupied dwelling unit by dividing the number

of persons in the dwelling unit by the number of rooms in the dwelling unit. All persons enumerated in the Population Census as members of the household (including lodgers, servants, and other nonrelated persons) are counted in determining the number of persons that occupy the dwelling unit. The number of rooms in the dwelling unit includes all rooms available for living quarters throughout the year. Not counted as rooms are bathrooms, closets, pantries, halls, screened porches, and unfinished rooms in the basement and attic.

Color of occupants.—Occupied dwelling units are classified by color of head of household according to the definition used in the 1950 Census of Population. The group designated as "non-white" consists of Negroes, Indians, Japanese, Chinese, and other nonwhite races. Persons who are not definitely Indian or of other nonwhite race are classified as white.

Contract monthly rent.—Contract monthly rent is the rent, at the time of enumeration, contracted for by the renter regardless of whether it includes furniture, heating fuel, electricity, cooking fuel, water, or personal services.

Monthly rent for vacant dwelling units is the amount asked for the dwelling unit at the time of enumeration. The average monthly rent relates to renter-occupied dwelling units and vacant nonseasonal not dilapidated units for rent. Dwelling units which are occupied "rent-free" are not included with the units reporting rent.

Value of one-dwelling-unit structures.—Average value is shown for owner-occupied dwelling units and vacant nonseasonal not dilapidated units which are for sale only. Value is shown only if the unit is in a one-dwelling-unit structure without business and if it is the only dwelling unit included in the property. The value represents the amount for which the owner estimates that the property, including such land as belongs with it, would sell under ordinary conditions and not at a forced sale. For vacant units, value is the sale price asked by the owner.

Number reporting.—Occupancy and tenure are reported for all dwelling units, and color of occupants is reported for all occupied units. The corresponding distributions for these subjects in table 1 are based on all dwelling units and on occupied units, respectively. For all other subjects, the distributions are based on the units for which the specific characteristics are reported, that is, the "Number reporting."

The number of dwelling units for which the enumerator obtained no report on a particular item is shown for the city totals only; however, the number "not reported" can easily be derived for each area in tables 2 and 3 by subtracting the number reporting from the total number of dwelling units (or total occupied)

Block identification.—A map or series of maps is included in this report showing block numbers for each block, number and letter designations for tracts, and the names of principal streets.

Blocks are identified by serial numbers, a separate series of numbers being used for each tract. Thus, the location of each block for which data are presented in table 3 may be determined by referring to the tract and block number shown on the map. Similarly, data for a specific block may be located in the table by reference to the map for identification numbers of the tract and block.

If no dwelling units are reported for a block, the block number is not listed in table 3, although it is shown on the map. Dwelling units for which the block number was not reported are indicated in the table by the symbol "NR." Detailed data are not shown for such dwelling units, nor for blocks containing fewer than three dwelling units. Average monthly rent is not shown when the monthly rent was reported for fewer than three dwelling units. Average value is not shown when the value of one-dwelling-unit properties was reported for fewer than three dwelling units. All dwelling units are included, however, in the statistics for the city and for each tract.

Table 1.—CHARACTERISTICS OF HOUSING FOR THE CITY: 1950

Subject	Number	Percent	Subject	Number	Percent
OCCUPANCY AND TENURE			PERSONS PER ROOM		
All dwelling units.....	72,791	100.0	Occupied dwelling units.....	71,519	...
Owner occupied.....	37,854	52.0	Number reporting.....	70,612	100.0
Renter occupied.....	33,665	46.2	1.50 or less.....	67,044	94.9
Vacant nonseasonal not dilapidated, for rent or sale.....	574	0.8	1.51 or more.....	3,568	5.1
Other vacant and nonresident.....	698	1.0	Not reported.....	907	...
CONDITION AND PLUMBING FACILITIES			CONTRACT MONTHLY RENT		
All dwelling units.....	72,791	...	Renter-occupied, and vacant nonseasonal not dilapidated units, for rent—Number reporting.....	32,341	...
Number reporting.....	71,075	100.0	Total contract monthly rent..... dollars..	1,399,432	...
With private bath, not dilapidated.....	54,779	77.1	Average monthly rent..... dollars.....	43.27	...
No private bath, with running water, not dilapidated.....	12,166	17.1	VALUE OF ONE-DWELLING-UNIT STRUCTURES		
No running water or dilapidated.....	4,130	5.8	Owner-occupied, ¹ and vacant nonseasonal not dilapidated units, for sale only—Number reporting.....	30,634	...
Condition or plumbing facilities not reported.....	1,716	...	Total value or sale price..... dollars..	289,603,900	...
No private bath or dilapidated.....	16,296	22.9	Average value..... dollars.....	9,454	...
COLOR OF OCCUPANTS					
Occupied dwelling units.....	71,519	100.0			
White.....	63,951	89.4			
Nonwhite.....	7,568	10.6			

¹Restricted to 1-dwelling-unit properties.

Table 2.—CHARACTERISTICS OF HOUSING BY CENSUS TRACTS: 1950

Census tract	All dwelling units by occupancy and tenure					All dwelling units by condition and plumbing facilities			Occupied dwelling units				Contract monthly rent ¹		Value ² of one-dwelling-unit structures	
	Total	Owner occupied	Renter occupied	Vacant nonseasonal not dilap., for rent or sale	Other vacant and nonresident	Number reporting	No private bath or dilap.	No running water or dilap.	Total	Persons per room	Occupied by non-white	Number reporting	Average monthly rent (dollars)	Number reporting	Average value (dollars)	
TOTAL	72791	37854	33665	574	698	71075	16296	4130	71519	70612	3568	7568	32341	43.27	30634	9,454
1-1	1416	86	1304	10	16	1327	807	157	1390	1307	231	21	1328	48.94	23	2.956
1-2	1297	124	1135	18	20	1230	873	268	1259	1229	273	224	1076	42.85	48	4.858
1-3	541	27	463	6	45	500	339	108	490	463	93	47	443	39.35	4	4.625
1-4	560	104	441	7	8	523	352	175	545	535	59	147	420	35.22	5	5.178
2-1	1998	669	1310	3	16	1959	397	83	1979	1969	78	141	1278	33.30	46	5.844
2-2	2680	1578	1055	18	29	2613	678	182	2633	2613	108	68	985	35.17	1220	6.955
2-3	285	241	37	3	4	283	29	267	278	277	24	3	30	60.33	218	15.276
3-1	1255	276	953	13	13	1243	474	267	1229	1219	24	3	930	44.54	141	7.761
3-2	926	265	642	2	17	862	289	112	907	890	29	3	614	46.16	157	7.436
3-3	1225	425	782	6	12	1182	248	9	1207	1189	19	1	762	49.79	264	8.589
4-1	1834	940	877	6	11	1793	63	6	1817	1797	13	2	844	62.55	732	11.677
4-2	1632	1128	475	13	16	1609	40	19	1603	1590	13	2	459	56.70	1019	11.079
4-3	2811	1671	1113	15	12	2756	17	6	2784	2738	7	1	1048	60.88	1417	13.424
5-1	3054	1160	1841	22	31	2974	321	18	3001	2932	7	10	1780	59.09	825	15.015
5-2	2356	1678	659	6	13	2328	36	5	2337	2300	11	2	615	62.87	1485	17.772
6-1	1124	350	753	17	4	1112	233	13	1103	1100	3	7	744	43.72	182	9.482
6-2	298	90	199	7	2	284	43	4	289	286	10	23	197	34.76	62	6.132
6-3	1248	652	573	11	12	1223	130	5	1225	1213	19	1	554	52.97	459	10.735
6-4	524	328	193	3	3	512	8	3	521	510	12	1	181	53.74	276	10.222
7-1	749	412	326	7	4	719	112	11	738	729	12	6	310	36.33	307	6.635
7-2	3416	2681	713	9	13	3371	157	33	3394	3371	20	8	670	41.36	2425	8.615
7-3	1051	896	132	3	20	1038	162	70	1028	1023	37	26	123	40.31	819	8.411
8-1	3381	1392	1945	22	22	3283	1628	620	3337	3282	38	25	1878	33.13	1077	5.238
8-2	1442	701	725	4	12	1385	525	132	1426	1403	14	11	692	31.67	497	6.257
8-3	2904	1341	1503	14	46	2799	518	221	2844	2801	24	27	1460	33.98	1172	6.134
8-4	574	359	208	5	2	559	120	44	567	563	11	2	201	38.22	269	6.889
8-5	357	188	153	3	13	354	87	18	341	341	2	1	143	33.23	155	5.787
8-6	820	320	488	3	3	782	262	36	808	796	11	4	466	32.90	227	6.097
9-1	1053	568	460	5	20	1011	290	16	1028	1009	44	6	438	41.72	454	7.099
9-2	340	272	62	1	5	335	29	16	334	332	10	4	47	49.12	252	8.820
9-3	549	288	259	1	7	538	144	6	547	542	16	5	249	37.43	227	5.907
10-1	3772	735	2912	52	73	3654	230	86	3647	3615	7	45	2850	39.30	381	6.052
10-2	1255	593	642	11	9	1235	247	25	1235	1214	22	3	627	42.03	467	8.473
10-3	1373	553	785	15	20	1343	413	32	1338	1328	29	3	752	38.01	382	6.578
10-4	849	449	372	16	12	836	207	57	821	817	3	2	368	39.92	342	9.019
10-5	2168	1007	1136	12	13	2091	748	76	2143	2115	11	10	1079	37.66	710	6.336
10-6	818	254	547	5	12	774	453	77	810	790	1	19	530	38.90	150	5.494
10-7	868	417	441	7	3	856	357	61	858	847	9	18	426	35.98	316	5.487
10-8	1858	816	1006	30	6	1841	619	28	1822	1808	44	1	984	41.15	536	7.121
10-9	1291	781	491	11	8	1278	296	25	1272	1265	34	4	462	36.34	620	7.297
10-10	1550	961	575	6	8	1530	291	61	1536	1516	30	1	544	40.03	762	7.730
11-1	292	138	151	1	2	279	144	200	289	287	32	134	141	31.05	119	4.619
11-2	2139	1237	873	14	15	2123	429	132	2110	2082	48	10	835	39.74	959	7.542
11-3	367	268	77	20	2	359	53	35	345	340	5	4	71	38.09	250	9.799
11-4	875	629	204	39	3	862	14	1	833	830	4	2	218	62.09	601	11.136
11-5	466	363	98	3	2	465	21	14	461	461	2	2	92	43.57	311	8.791
11-6	381	290	88	3	2	374	24	24	378	377	1	1	81	49.33	247	9.548
12-1	754	618	130	3	4	749	41	12	748	746	7	1	121	43.85	542	10.454
12-2	1344	1050	287	7	3	1325	77	12	1337	1316	11	1	265	45.66	886	10.024
12-3	1894	1622	240	3	25	1876	35	12	1862	1854	18	2	221	47.22	1515	10.384

¹For renter-occupied dwelling units and vacant nonseasonal not dilapidated units, for rent.
²For owner-occupied dwelling units and vacant nonseasonal not dilapidated units, for sale only.

HOUSING—BLOCK STATISTICS

Table 2.—CHARACTERISTICS OF HOUSING BY CENSUS TRACTS: 1950—Con.

Census tract	All dwelling units by occupancy and tenure					All dwelling units by condition and plumbing facilities			Occupied dwelling units			Contract monthly rent ¹		Value ² of one-dwelling-unit structures		
	Total	Owner occupied	Renter occupied	Vacant non-seasonal not dilap., for rent or sale	Other vacant and non-resident	Number reporting	No private bath or dilap.	No running water or dilap.	Total	Persons per room		Occupied by non-white	Number reporting	Average monthly rent (dollars)	Number reporting	Average value (dollars)
										Number reporting	1.51 or more					
12-4	149	107	38	3	1	149	7	2	145	145			34	40.44	100	9,633
12-5	954	779	164	3	8	947	30	3	943	934			156	45.71	711	9,865
12-6	1645	1441	176	13	15	1629	58	15	1617	1610	4	1	163	45.88	1371	10,182
12-7	2029	1536	453	29	11	2013	38	9	1989	1973	11	2	456	68.53	1462	12,722

¹For renter - occupied dwelling units and vacant nonseasonal not dilapidated units, for rent.²For owner - occupied dwelling units and vacant nonseasonal not dilapidated units, for sale only.

DAYTON, OHIO

Table 3.—CHARACTERISTICS OF HOUSING FOR CENSUS TRACTS, BY BLOCKS: 1950

[Detailed statistics not shown for blocks containing fewer than 3 dwelling units, nor for dwelling units not allocated by blocks (designated by NR)]

Census tract	Block	All dwelling units by occupancy and tenure					All dwelling units by condition and plumbing facilities			Occupied dwelling units				Contract monthly rent ¹		Value ² of one-dwelling-unit structures	
		Total	Owner occupied	Renter occupied	Vacant non-seasonal not dilapidated, for rent or sale	Other vacant and non-resident	Number reporting	No private bath or dilap.	No running water or dilap.	Total	Persons per room		Occupied by non-white	Number reporting	Average monthly rent (dollars)	Number reporting	Average value (dollars)
											Number reporting	1.51 or more					
1-1	1	7	1	6					7	6			6	45.00			
	2	203	16	196		1	197	116	56	202	181	24	8	189	50.76	2	
	3	4		4					4	4			3	34.66			
	4	267	23	242	1	1	263	174	25	265	260	42	2	254	45.77	6	
	5	116	9	104	1	2	113	51	34	113	111	16	1	102	56.62	1	
	6	65	9	64			63	43	1	65	65	15	1	60	50.03	1	
	7	11	2	6		3	10	4	5	5	8	5		5	67.40		
	8	11	2	5			5	5	3	5	5	1		5	56.80		
	9	259	15	243		1	209	73	1	258	233	25	5	201	42.70	2	
	10	12													57.46		
	11	13	103	2	100		3	102	87	12	100	92	22	97	44.78		
	12	14	41		37	1	1	37	31	2	39	38	9	38	43.52	1	
	13	15	21		21			20	8		21	20	2	20	42.80		
	14	16	9	1	8			9	5		9	9		8	35.87		
	15	17	9	1	8			9	8	1	9	9	1	7	46.28	1	
	16	18	148	11	132	1	4	143	122	18	143	141	51	128	41.50	5	
	17	19	122	12	104	6		121	71	1	116	116	21	105	46.07	4	
	1-2	1	27	1	26			23	11	2	27	26		26	31.84		
		2	56		52		3	53	18		53	53		49	42.95		
3		110		95	2	4	109	40	8	104	103	23	92	53.33	4		
4		7		4			6	2		7	6	2	4	49.50	1		
5		145	15	125	3	2	138	114	8	140	140	36	121	46.33	7		
6		101	25	93	1	2	90	81	18	98	96	13	83	47.57	2		
7		117	25	85	1	1	114	89	2	111	111	20	84	39.36	12		
8		52	2	49	1	1	50	25	3	51	51	7	50	44.38	1		
9		71	2	69	1	3	67	54	15	66	66	26	62	43.20	1		
10		42	2	39	1		39	21	2	41	37	1	36	48.75			
11		20	1	19			20	11	7	20	18	9	19	34.26			
12		98	14	82	1	1	92	70	22	96	88	19	75	43.82	6		
13		177	16	165	1	2	172	143	9	174	171	60	40	146	40.54	2	
14		81	10	70	1	1	78	55	8	80	79	19	62	67	41.47	3	
15		65	4	59		2	63	41		63	63	18	9	55	39.40	2	
16		17	5	12			14	10	5	17	17	6	5	12	42.66	4	
17		1															
18		110	11	99			101	88	75	110	103	14	102	95	34.18	3	
1-3		3	1														
	6	2															
	9	4	1	8			9	7	5	9	9	2	7	24.71			
	11	2	2				3	2	2	4	3	1	2				
	16	4															
	21	1	1	45	1		42	41	17	46	44	8	1	45	36.95		
	22	1															
	23	1		54			51	17	5	54	54	3	1	51	53.45		
	24	2															
	27	2								3	3			3	46.66		
	28	3					3										
	31	11		11			11	6		11	11	5	11	37.45			
	32	16	4	9		3	12	8	6	13	13	5	7	30.42			
	33	5		5			5	5	4	5	5	2	5	32.80			
	34	11	1	10			11	2	2	11	11	4	10	32.70			
	35	4		3			4	2		4	4		3	35.00	1		
	36	30	3	25		2	30	26	5	28	28	10	26	35.23	1		
	37	47	3	41		4	44	43	25	42	40	30	41	39.12	1		
	40	4	1	15			14	9	1	17	17	3	11	32.90			
43	17																
44	33	2	31			24	17	11	33	29	11	28	46.71	1			
47	5	1	4			5	2		5	5	1	4	32.50				
49	52	2	11		2	50	11		13	12	1	11	22.63				
50	128	2	126		37	119	86		128	119	1	124	36.76				
55	1	1	4			4	4	1	5	4	1	3	29.00				
58	1																
68	30		30			30	30	22	30	23	1	29	48.41				
69	6		5			6	5		6	6	2	5	47.00				
70	6	1	5		1	6	6		6	6		5	35.40				
71	7		5			7	5		7	5		4	33.25				
72	5					5			5								
1-4	2	2															
	3	64	5	54	5		61	45		59	56	10	2	56	49.80		
	4	8		8			8	7		8	8		8	38.37			
	6	7		7		1	7	7	6	6	6	6	5	35.20			
	8	26	3	22		1	26	19	1	25	25	3	13	21	31.66		
	9	36	3	33			33	21	1	36	36	3	33	29.21	2		
	10	54	6	46			53	32	7	54	54	4	44	40.31	4		
	11	19	6	13			18	13	6	19	19	2	17	27.15	5		
	13	2															
	14	28	3	25			24	23	22	28	26	7	24	24	28.04	1	
	15	6	1	5			6	5	5	6	6	1	6	31.75	1		
	16	37		29		1	34	31	24	36	36	1	27	30.74	3		
	17	28		21			27	13	11	28	28	1	20	33.50	3		
18	3					3	3	2	3	3		2					
19	26		19			23	17	17	26	25	3	4	17	28.00	3		
20	20		15			18	13	7	20	20	1	15	33.40	4			

¹For renter - occupied dwelling units and vacant nonseasonal not dilapidated units, for rent.
²For owner - occupied dwelling units and vacant nonseasonal not dilapidated units, for sale only.

HOUSING—BLOCK STATISTICS

Table 3.—CHARACTERISTICS OF HOUSING FOR CENSUS TRACTS, BY BLOCKS: 1950—Con.

Census tract	Block	All dwelling units by occupancy and tenure					All dwelling units by condition and plumbing facilities			Occupied dwelling units			Contract monthly rent ¹		Value ² of one-dwelling-unit structures		
		Total	Owner occupied	Renter occupied	Vacant non-seasonal not dilap., for rent or sale	Other vacant and non-resident	Number reporting	No private bath or dilap.	No running water or dilap.	Total	Persons per room		Occupied by non-white	Number reporting	Average monthly rent (dollars)	Number reporting	Average value (dollars)
											Number reporting	1.51 or more					
1-4	21	7	3	4					7	7			4	14.25	3	5,333	
	22	21	7	13		1			20	20	3	1	13.84	3	4,500		
	23	23	5	18					23	21	3	1	17.5	1			
	24	2	4	5					9	7	1	1	27.40	1			
	25	2															
	26	24	6	18					24	24			18	34.88	3	5,666	
	30	16	1	13		2			14	14			13	34.92	1		
	31	16	3	12		1			15	15	1		11	49.63	1		
	32	76	19	56		1			72	32	12	9	46	34.73	12	3,958	
	2-1	1	30	24	6					30	30	3		3	20.00	21	4,119
2		118	114	4					118	118	15		4	6.00	18	5,555	
6		23	17	6					23	23	4		4	4.83	15	5,273	
7		22	18	4					22	22	1		4	25.00	16	5,312	
8		2															
9		5		5					5	5			3	41.66			
10		7	5	2					7	7					3	4,666	
11		43	28	15					43	43			15	32.20	26	7,130	
12		9	4	3		1			9	7	1		3	15.66	4	2,875	
13		43	29	14		1			43	42	1		12	38.00	26	6,211	
14		15	12	3					15	15			2		8	2,812	
15		15	13	2					15	15			2		9	5,555	
21		23	26	49	3	1	3		518	6	1		487	31.77	20	5,410	
23		16	1	211	1		4		214	3			208	30.81			
24		3	2	1					3	3			1		1		
26		2															
27		59	1	58					59	59	1		58	33.32	1		
28		33		33					33	33				32.96			
29		72	1	71					72	72	1		67	33.85			
30		28		28					28	28			28	34.25			
31		15		15					15	15			15	33.46			
33		2		1					2	2			1		1		
34		2		1					2	2			1		1		
36		23	18	5					23	23			15	31.80	13	5,700	
37		25	20	3		2			25	23	6		5	31.80	15	4,807	
38		13	7	6					13	13			6	6.66	5	5,700	
40		6	1	5					6	6			3	7.33		8,900	
43		20	15	5					20	20			5	22.80			
44		47	27	20					47	47			3	32.20	11	6,863	
45		38	15	22		1			37	37	2		20	30.40	19	6,526	
46	23	16	7					23	23			7	50.23	10	7,090		
47	46	22	23		1			45	23	2		7	41.14	12	6,958		
48	48	24	24					48	44	3		21	46.52	12	7,087		
49	33	15	18					33	32	2		21	33.65	12	6,887		
50	19	11	8					19	19			18	31.77	13	7,387		
51	22	11	10		1			22	21	1		6	31.12	9	6,000		
52	41	24	17					41	41			9	38.55	8	7,171		
53	40	15	23		1			40	38	1		17	37.23	13	5,283		
54	36	17	19					36	36			16	36.17	6	6,083		
55	13	3	10					13	13			10	38.16	12	4,058		
56	28	8	20					28	28			7	32.26	4	5,250		
57	13	5	8					13	13			19	32.26	4	4,500		
58	32	14	18					30	30	2		6	32.25	3	4,350		
59	24	7	17					22	24	4		16	33.18	8	4,350		
60	43	24	17		2			39	41			16	26.33	14	4,607		
61	26	14	12					26	26			4	32.52	14	6,142		
62	30	9	21					29	26	1		12	28.33	11	6,372		
63	16	12	4					16	16			2	40.14	5	6,600		
65	1								16			4	53.50	10	4,950		
2-2	1	14	9	4					13	13		2	3	24.33	8	6,050	
	2	3	1	2		1			3	3					1		
	3	20	14	6					20	20			5	40.40	13	7,915	
	4	26	18	7		1			25	25	1		6	24.83	17	6,435	
	5	24	17	6					23	23			6	30.16	14	6,892	
	6	10	5	3		1			10	10			3	30.00	6	5,883	
	7	7	5	2					7	7			2	29.29	5	5,960	
	8	53	41	9		3			53	48			1	35.55	39	6,064	
	9	47	13	34					44	15	1		9	26.17	1		
	10	40	13	27					40	38			3	30.28	5	9,300	
	11	7	1	6					7	7			6	29.16	1		
	12	8	4	4					8	8			4	31.75	3	8,000	
	13	4	2	2					4	4			1		2		
	14	13	11	2					13	13			2		11	7,863	
	15	5	4	1					5	5			2		4	5,525	
	16	47	30	17					47	47			4	31.58	25	5,904	
	17	34	27	7					34	34			5	33.40	26	5,907	
	18	31	14	14		3			31	27			17	38.23	14	6,114	
	19	22	8	11		3			19	19			10	23.90	7	3,071	
	20	25	12	13					24	25			12	24.00	11	2,690	
21	11	5	6					10	11			2	14.75	5	3,100		
22	3	2	1					3	3			3		1			
23	6	4						6	6					4	7,075		
24	1													1			
25	23	14	7		1			22	3			5	32.60	14	5,928		

¹For renter - occupied dwelling units and vacant nonseasonal not dilapidated units, for rent.
²For owner - occupied dwelling units and vacant nonseasonal not dilapidated units, for sale only.

DAYTON, OHIO

Table 3.—CHARACTERISTICS OF HOUSING FOR CENSUS TRACTS, BY BLOCKS: 1950—Con.

Census tract	Block	All dwelling units by occupancy and tenure					All dwelling units by condition and plumbing facilities			Occupied dwelling units			Contract monthly rent ¹		Value ² of one-dwelling-unit structures		
		Total	Owner occupied	Renter occupied	Vacant non-seasonal not dilap., for rent or sale	Other vacant and non-resident	Number reporting	No private bath or dilap.	No running water or dilap.	Total	Persons per room		Occupied by non-white	Number reporting	Average monthly rent (dollars)	Number reporting	Average value (dollars)
											Number reporting	1.51 or more					
2-2	26	17	12	5		17	2		17	17			4	3425	9	7.666	
	27	19	13	4		19	9		19	17			3	2966	9	5.366	
	28	41	35	6		38	38	36	41	41	2	1	5	3840	1		
	29	27	19	8		25	7	2	27	27			8	2837	14	6.450	
	30	32	28	3	1	31			31	31			3	5933	26	6.211	
	31	30	23	7		29	1	1	30	30		3	6	3666	21	8.214	
	32	20	18	1	1	20			19	19			1		19	9.894	
	33	18	16	2		18			18	18			2		16	10.475	
	34	3	3			3			3	3					3	6.833	
	35	22	19	3		20	2		22	22			3	3400	16	7.281	
	36	14	12	2		14	1		14	13			1		11	9.909	
	37	7	6	1		6			7	7					6	12.500	
	38	26	19	6	1	26			25	24			6	5166	16	8.556	
	40	15	13	2		15			15	15			2		12	8.375	
	41	14	11	3		14			14	14		1	3	3100	9	7.500	
	42	21	11	8	1	20	5		19	19			7	3785	9	6.111	
	43	16	15	1		16	1		16	16		1	1		15	5.900	
	44	17	15	2		17	1		17	17			2		15	7.313	
	45	12	10	2		12	2		12	12			1		10	4.980	
	46	15	13	2		15			15	15			2		12	6.958	
	47	20	15	5		20	4		20	19			5	5160	15	6.800	
	48	23	13	10		23			23	23			8	3375	10	9.100	
	49	16	14	2		15			16	16			2		13	8.423	
	50	16	15	1		16			16	15			1		15	8.833	
	51	44	30	14		44	6		44	44		2	13	3738	28	9.089	
	52	10	7	3		10	1		10	10			3	5000	7	7.714	
	54	19	12	7		18	8	3	19	19		4	7	4100	9	11.055	
	55	34	27	7		34	4		34	34			6	3850	25	6.940	
	56	42	31	11		42	8		42	42			10	3440	28	6.428	
	57	44	32	11	1	44	7		43	43		1	12	3850	26	6.711	
	58	44	29	15		44	5		44	44			11	3509	23	8.152	
	59	52	29	22		50	9	1	51	51		2	18	3744	22	7.536	
	60	42	21	21		42	7		42	42			20	3220	18	8.266	
	61	31	19	12		31	3		31	31			11	3027	15	7.673	
	62	42	25	17		42	15		42	42		2	17	3358	16	7.437	
	63	20	12	7		20	5	1	19	19		1	7	2771	8	5.125	
	64	12	11			12			11	11					10	6.780	
	65	28	21	7		28	2		28	28			5	3920	20	8.300	
	66	23	13	8	2	23	9		21	21			10	5860	11	8.636	
	67	18	9	9		18	4		18	17			9	2766			
	68	41	26	15		41	7		41	41			15	3606	20	6.375	
	69	28	13	15		28	3		28	28			14	3225	9	8.311	
	70	61	32	28		59	16		60	60		3	26	3415	28	7.278	
	71	56	36	20		54	11	1	56	55			18	3394	25	7.616	
	72	44	32	12		43	5		44	43			12	3291	25	7.972	
	73	61	40	20	1	59	11		60	59			20	3275	31	6.854	
	74	48	35	13		47	17	2	48	47			13	3561	30	6.550	
	75	37	21	13	1	33	15	7	34	34			13	3282	16	6.125	
	76	187	69	112	1	176	48		181	181		15	105	3861	40	5.487	
	77	39	25	13	1	38	6		38	38			12	3883	18	5.000	
	78	28	17	10	1	27	7		27	27			7	3771	12	6.166	
	79	25	14	11		24	5		25	25			11	2772	7	8.071	
	80	22	7	15		22	9	1	22	22			14	4178	3	8.666	
	81	15	10	5		15	1		15	15			5	3120	10	4.450	
	82	27	13	14		27	18	1	27	27		1	14	3257	6	4.416	
	83	13	10	3		13	6		13	13			3	3700	5	4.200	
	84	17	8	9		17	1		17	17			5	2220	5	11.000	
	85	69	33	36		66	12		69	68		1	33	2981	26	4.665	
	86	78	38	39	1	69	25		77	76			37	3418	22	6.068	
	87	49	18	28	3	47	31	2	46	46		4	4	3961	11	4.200	
	88	38	14	24		38	18	3	38	38			24	3458	6	8.666	
	89	24	14	10		24	7		24	24			9	3677	12	6.333	
	90	20	2	18		20	17	1	20	20			18	2138			
	91	16	8	8		16	5	1	16	16			8	2375	6	8.583	
	92	17	10	6		17	5		16	16		2	6	4116	8	7.250	
	93	26	12	13		26	12		25	25		3	12	3483	3	5.833	
	94	33	14	18	1	33	12		32	32			16	5031	10	7.050	
	95	8	4	4		8	5		8	8			4	3575	1		
	96	41	11	30		41	13	4	41	41			29	4375	7	4.714	
	99	62	19	43		60	41	31	62	61		7	43	3427	12	5.683	
2-3	1	11	8	3		11	4		11	11			3	3500	6	8.166	
	2	13	8	4		13	4	1	12	12		1	4	2825	7	10.785	
	3	17	17			17			17	17					17	22.764	
	4	3	2		1	3			2	2					2		
	5	7	7			7			7	7					7	14.071	
	6	13	12	1		13	1		13	13			1		11	8.136	
	7	21	18	3		21	5		21	21		1	3	3833	18	15.194	
	8	6	6			6			6	6					5	17.900	
	9	10	9	1		9			10	9					7	16.785	
	10	1				1											
	12	17	14	3		17	6	2	17	17		1	2		11	10.300	
	13	4	3	1		4			4	4					3	11.000	
	14	3	3			3			3	3					3	13.333	
	15	4	4			4			4	4					3	17.333	
	16	15	10	4		14			14	14			4	7850	9	3.111	

¹For renter - occupied dwelling units and vacant nonseasonal not dilapidated units, for rent.
²For owner - occupied dwelling units and vacant nonseasonal not dilapidated units, for sale only.

HOUSING—BLOCK STATISTICS

Table 3.—CHARACTERISTICS OF HOUSING FOR CENSUS TRACTS, BY BLOCKS: 1950—Con.

Census tract	Block	All dwelling units by occupancy and tenure					All dwelling units by condition and plumbing facilities			Occupied dwelling units			Contract monthly rent ¹		Value ² of one-dwelling-unit structures	
		Total	Owner occupied	Renter occupied	Vacant non-seasonal not dilap., for rent or sale	Other vacant and non-resident	Number reporting	No private bath or dilap.	No running water or dilap.	Total	Persons per room		Number reporting	Average monthly rent (dollars)	Number reporting	Average value (dollars)
											Number reporting	1.51 or more				
2-3	17	2														
	18	8	6	2		8			8	8						
	19	13	8	4	1	13	4		12	12		2	3 3.00	6	13 500	
	20	16	15	1		16			16	16		3		11	14 000	
	21	13	13			13			13	13		1		11	12 933	
	22	9	8	1		9			9	9				1	10 961	
	23	9	9			9	1	1	9	9		1		11	15 562	
	24	9	9			9			9	9				1	16 033	
	25	8	8			8			8	8				1	14 388	
	26	15	11	2		15			13	13		2		8	14 375	
	27	5	5			5			5	5				5	26 000	
	28	2														
	29	3	2	1		3	1	1	3	3	1			2	2	
	30	4	3		1	4			3	3		1		2	2	
31	13	12	1		13	1	1	13	13	1			12	10 416		
32	8	5	3		8			8	8		1		3	13 666		
33	1															
34	2															
3-1	1	282	40	239	1	2	276	123	91	279	275	7	232	38.06	23	7 000
	2	84	33	51			81	46	29	84	83	1	48	46.04	27	7 407
	3	40	23	16		1	39	20	16	39	39		16	42.75	11	7 472
	4	52	8	43	1		51	24	1	51	50	2	44	42.20	3	
	5	48	9	38		1	48	38	33	47	47	1	38	45.07	3	7 500
	6	58	15	43			58	36	35	58	58	1	43	42.60	11	7 454
	7	44	13	29		2	44	18	12	42	42		26	62.23	6	6 916
	8	1														
	9	92	16	75	1		91	22	1	91	89		69	49.46	6	12 500
	10	51	5	43	2	1	51	22	8	48	48		43	51.76	2	
	11	37	13	19	1	4	37	12	2	32	32	1	20	44.85	7	7 742
	12	33	15	18			33	24	21	33	33		17	47.17	7	7 571
	13	57	10	45	2		57	8	1	55	55	1	46	48.21	3	5 666
	14	17	6	11			17	9	6	17	17		10	39.70	1	
15	107	20	84	3		107	28		104	103	2	85	47.77	11	7 363	
16	127	17	109	1	1	127	33	16	126	125	2	105	43.76	8	7 687	
17	48	10	37	1		48	15	1	47	47	1	38	42.31	2		
19	30	13	16	1		30	7		29	29		38	40.60	2	9 062	
20	47	10	36		1	47	3		46	46		34	53.26	4	11 500	
3-2	1	113	56	56		1	112	20	3	112	112	5	54	42.64	40	7 215
	2	12	5	7			11	3		12	12		7	38.57	3	6 833
	3	7	2	5			7	3		7	7		5	47.60	1	
	4	34	3	27		4	30	8	2	30	30	1	27	51.70	1	
	5	103	29	67		7	95	35	1	96	94	2	65	46.90	17	6 352
	6	68	29	39			61	42	36	66	66		35	44.20	23	8 417
	8	34	16	18			34	18		34	34		18	46.55	14	6 214
	9	55	16	39			52	16		55	55	5	38	45.60	4	7 000
	10	78	29	48		1	74	20		77	77	4	48	42.97	14	6 635
	11	50	19	31			48	9		50	50		31	39.70	10	7 000
	12	112	19	91		2	109	44	10	110	108	4	87	47.43	7	6 714
	13	56	5	51			45	16	16	56	55	2	48	43.75	1	
	14	65	6	58		1	57	19	13	64	59		53	45.16	3	8 000
	15	40	5	35			36	15	15	40	37		30	51.76	2	
16	99	26	70	2	1	91	21	16	96	94	5	68	51.55	17	10 811	
3-3	1	59	29	28		2	59	15		57	57	2	27	47.03	18	10 416
	2	57	28	28		1	57	8		56	56	1	28	49.53	21	9 476
	3	65	32	31	2		65	14		63	63		30	44.00	16	8 968
	4	52	28	23		1	52	4		51	51		23	46.17	18	7 627
	5	67	21	44	2		62	14		65	65	2	23	43.17	17	9 764
	6	58	19	39			55	9		58	57		46	42.55	8	7 750
	7	59	30	28	1		59	8		58	58		38	49.15	8	7 750
	9	46	16	28		2	42	3	1	44	37	2	27	47.84	11	6 181
	10	52	12	39		1	52	9		51	50		27	47.59	13	9 769
	11	68	18	49	1		68	5		67	67	3	46	43.94	2	
	12	95	25	70			93	33	1	95	94	2	66	53.37	17	8 264
	13	85	29	56			81	13		85	84		55	56.09	23	8 130
	15	90	26	62		2	78	14	2	88	88	3	61	50.24	12	8 541
	16	69	30	39			63	12		69	69		30	57.28	23	7 665
17	44	22	20		2	43	8		42	42	1	30	55.59	16	8 343	
18	145	24	120		1	141	59	5	144	139	2	117	42.47	12	5 583	
19	32	6	26			32	9		32	32		24	60.12	4	6 000	
20	18	4	14			18	4		18	18		14	36.00	4	8 875	
21	64	26	38			62	7		64	62	1	36	58.50	15	10 266	
4-1	3	1														
	4	21	20	1		21			21	21		1		19	10 742	
	5	20	16	4		19			20	19		4		13	11 961	
	6	24	14	10		24	6		24	24	2	10	38.75	13	9 916	
	7	21	14	6		18	3		20	19	1	6	47.50	12	11 416	
	8	19	9	9		1	18	3		18	18	1	6	47.50	12	11 416
	9	54	31	23		52	10		54	54	2	22	82.33	7	10 000	
	9	54	31	23		52	10		54	54	2	22	82.33	7	10 000	
	9	54	31	23		52	10		54	54	2	22	82.33	7	10 000	
	10	55	40	14		55			54	54	1	3	53.46	23	11 869	

¹For renter - occupied dwelling units and vacant nonseasonal not dilapidated units, for rent.²For owner - occupied dwelling units and vacant nonseasonal not dilapidated units, for sale only.

Table 3.—CHARACTERISTICS OF HOUSING FOR CENSUS TRACTS, BY BLOCKS: 1950—Con.

Census tract	Block	All dwelling units by occupancy and tenure					All dwelling units by condition and plumbing facilities			Occupied dwelling units			Contract monthly rent ¹		Value ² of one-dwelling-unit structures		
		Total	Owner occupied	Renter occupied	Vacant non-seasonal not dilap., for rent or sale	Other vacant and non-resident	Number reporting	No private bath or dilap.	No running water or dilap.	Total	Persons per room		Number reporting	Average monthly rent (dollars)	Number reporting	Average value (dollars)	
											Number reporting	1.51 or more					Occupied by non-white
4-1	11	68	20	47		1	67		1	67	66		46	35.08	19	11,210	
	12	88	20	8			27		2	28	28		7	42.71	19	14,710	
	13	42	37	5			42			42	42		4	54.50	36	11,722	
	14	78	42	36			78		2	78	78		36	44.05	34	9,638	
	15	55	24	30			53			54	53		27	49.59	12	12,116	
	16	58	33	23		1	56		5	56	56	1	19	59.57	22	11,590	
	17	11	25	6		2	31			31	30		6	56.66	22	12,522	
	18	33	15	7			22			22	22		7	60.28	10	9,950	
	19	99	51	87		1	132		3	138	136	2	86	61.87	47	11,829	
	20	99	19	10			29			29	29	2	8	47.25	13	12,192	
	21	21	16	4			20			20	20		3	40.66	14	11,285	
	22	16	9	7		1	15			16	15		7	45.00	8	12,437	
	23	99	43	49			88			92	92	1	49	47.71	28	10,528	
	24	67	32	34		1	66			66	65		34	67.58	29	13,344	
	25	66	29	3			28			29	29		3	56.66	25	12,180	
	26	66	28	3			52		4	54	54	2	27	62.70	23	11,804	
	27	66	23	27			50		7	50	47		26	42.26	8	11,250	
	28	66	12	12			35		3	35	34		12	42.33	14	13,642	
	29	66	53	16			68		3	69	68		15	52.80	37	10,648	
	30	66	16	9		1	26		1	25	25		8	51.62	12	10,000	
	31	66	19	46			64			65	65		44	82.22	12	13,250	
	32	66	21	39		1	58			60	59		37	93.72	20	12,625	
	33	66	14	71		1	87		2	85	83		70	99.27	9	13,444	
	34	66	22	22		1	47		2	47	47		22	47.72	18	11,288	
	35	66	25	23		2	44		1	47	47		2	47.72	3	12,333	
	36	66	27	30			57			57	57		29	63.00	18	11,666	
	37	66	14	84			97		1	98	97		83	77.16	11	11,822	
	38	66	29	20			49		2	49	49		20	51.75	17	13,754	
	39	66	11	11			41			41	41		9	57.22	25	12,322	
	40	66	37	37		1	96		4	96	96		35	50.68	44	11,561	
	41	66	59	37			25			25	25		8	51.62	12	10,000	
	4-2	1	5	4	1		5			5	5			1		4	10,125
		2	6	6			6			6	6					6	9,583
		3	6	6			6			6	6					4	10,500
		4	6	6			6			6	6					5	10,200
		5	6	6			6			6	6					5	9,000
		6	6	6			6			6	6					5	11,200
		7	6	6			6			6	6					6	11,400
		8	6	6			6			6	6					6	12,333
		9	6	6			6			6	6					6	10,921
		10	43	40	3			42			43	43		3	48.33	38	10,220
11		30	26	4			30			30	30		4	51.25	25	10,220	
12		21	21			2	21		2	19	19		1	12.99	17	12,994	
13		38	24	13		1	36			37	36		13	57.61	21	11,023	
14		32	24	8			32			32	32		8	54.25	23	11,404	
15		23	19	3		1	23			22	22		3	49.00	18	11,250	
16		28	26	2			28			28	27		2	10.25	22	10,250	
17		58	37	19		2	58		1	56	56	1	19	53.89	34	10,641	
18		31	17	13		1	31		1	30	30		13	43.38	16	11,187	
19		17	16	1			17			17	17		1		15	11,400	
20		26	20	5		1	26			25	25		4	44.25	19	9,578	
21		17	13	3		1	17			16	16		3	50.00	14	11,500	
22		24	22	2			23			24	24		2		2	8,545	
23		22	22				22			22	22		1		8	8,000	
24		10	10			1	12		2	11	11		1		1		
25		11	12				15			15	15	1	1		14	13,907	
26		30	30				30			30	30		21	76.85	8	11,437	
27		52	50	2			50			52	50	1	17	44.41	28	11,439	
28		16	13	2		1	16			15	15		2		14	11,607	
29		32	24	2		1	32			31	31		24	75.58	7	11,857	
30		23	1	21		1	23			22	22		21	84.71	1	10,340	
31		16	17				14		4	15	15		8	33.87	5	13,208	
32		28	13	14		1	26			27	27		14	59.85	12	10,873	
33		6	6				6			6	6		1		4	10,873	
34		30	26	3			30		1	30	30		22		20	11,000	
35		44	20	24		1	36		1	35	35		15	81.30	19	11,289	
36		82	58	24			82			82	81		24	55.12	48	10,250	
37		19	17	2			19		2	19	19		23		17	11,388	
38		26	19	2		1	26			25	25		5	48.80	17	10,223	
39		27	24	3			27			27	27		3	60.66	23	11,739	
40		6	4	2			6		5	6	6		4	25.00	2	11,480	
41		29	25	4			28		1	29	29		4	54.25	25	11,571	
42	19	11	8			25			25	25		4	40.00	21	11,571		
43	49	19	4			19			19	19		3	51.33	14	10,464		
44	49	32	17			49		7	49	49		17	53.70	31	10,680		
45	67	47	20			66		3	67	66		19	51.42	36	10,680		
46	20	20				20			20	20		16		16	10,343		
47	20	20				26			26	26		5	41.80	20	11,275		
48	1	1	3			4		1	4	4	2	3	40.33				
49	56	17	4		4	25			21	21	1	8	46.75	17	10,294		
50	37	12	9			20			21	21		9	45.77	12	9,566		
51	68	43	22			65			65	65		21	44.80	32	12,281		
52	99	28	19			47		2	47	47	1	19	53.10	22	11,968		
53	99	26	19			26			26	26		8	46.75	24	11,658		

¹For renter - occupied dwelling units and vacant nonseasonal not dilapidated units, for sale only.
²For owner - occupied dwelling units and vacant nonseasonal not dilapidated units, for sale only.

HOUSING—BLOCK STATISTICS

Table 3.—CHARACTERISTICS OF HOUSING FOR CENSUS TRACTS, BY BLOCKS: 1950—Con.

Census tract	Block	All dwelling units by occupancy and tenure					All dwelling units by condition and plumbing facilities			Occupied dwelling units			Contract monthly rent ¹		Value ² of one-dwelling-unit structures		
		Total	Owner occupied	Renter occupied	Vacant non-seasonal not dilap., for rent or sale	Other vacant and non-resident	Number reporting	No private bath or dilap.	No running water or dilap.	Total	Persons per room		Occupied by non-white	Number reporting	Average monthly rent (dollars)	Number reporting	Average value (dollars)
											Number reporting	1.51 or more					
4-2	61	18	16	2					18	18					16	11,556	
	62	22	6	15	1				22	21			2	57.12	5	11,900	
	63	28	23	4		1			27	27		1	3	49.33	23	12,913	
	64	17	12	4		1			16	16			4	73.75	12	13,708	
	65	59	29	30				1	58	59			29	61.44	24	12,933	
	66	25	13	11		1			24	23	1		9	51.11	12	11,300	
	67	7	6	1					7	7			1		4	12,125	
	68	21	13	6		2			19	17			2	48.00	14	10,271	
	70	13	10	3					12	12			2		9	9,888	
	71	29	23	6					29	29			6	50.83	18	10,555	
	72	41	19	21		1			39	40	1		18	48.61	11	10,572	
	73	25	18	7					23	23			6	51.33	17	9,776	
	74	7	7						7	6					6	8,016	
	4-3	1	3	2	1				3	3				1		2	
2		9	7	1		1		8	7						7	14,928	
3		5	5					4	4						4	12,375	
4		27	22	5				27	27				5	69.00	20	11,825	
5		41	22	18	1			41	40	1		19	50.47	17	9,294		
6		29	27	2				29	29				1		26	12,319	
7		46	35	10		1		46	45		1	9	52.77	31	11,048		
8		11	10	1				11	10						10	13,050	
9		31	21	10				31	31				9	50.88	15	13,066	
10		7	6	1				7	6				1		6	18,166	
11		15	13	2				15	15				2		13	13,692	
12		7	6			1		7	6						7	22,071	
13		14	12	1		1		14	13						12	16,875	
14		11	11					11	11						11	12,772	
15		21	21					21	21						21	12,928	
16		16	13	3				16	16				3	48.00	13	12,192	
17		7	6	1				7	7						6	14,883	
18		16	11	5				16	16				5	52.20	11	13,590	
19		24	19	5				23	23				5	69.20	18	12,944	
20		28	24	4				27	27				4	57.75	23	12,852	
21		25	23	2				25	24				2		23	11,326	
22		21	17	3		1		21	20				3	55.00	17	16,117	
23		7	5	14	1	1		70	69	1	1		11	46.18	52	15,932	
24		24	19	5				23	24				4	68.25	18	13,333	
25		25	17	8				24	25			1	7	46.42	15	14,666	
26		26	22	5				26	27			1	5	56.20	22	16,613	
27		6	5	1				6	6				1		5	13,300	
28		4	4					4	4						3	13,666	
29		29	24	5				29	29				4	62.25	21	15,261	
30		20	13	7				20	20	1			6	68.83	13	12,423	
31		27	26	1				27	25						24	16,583	
32		12	4	8				11	11				5	70.20	1		
33		166	54	112				164	166				110	73.71	48	14,500	
34		11	10	1				11	11						9	13,277	
35		23	16	7				22	23	1	1		5	49.60	13	10,153	
36		162	86	74		1		161	160				66	64.60	70	11,128	
37		118	42	74		2		116	115			1	75	73.25	39	12,687	
38		14	11	3		1		14	14				30	67.83	108	15,512	
39		37	31	6				37	37				5	89.00	28	13,392	
40		11	10	1				11	11						9	14,055	
41		19	17	2				18	19						17	14,500	
42		15	12	3				15	15				1	65.00	12	15,833	
43		23	16	7				23	23				7	45.71	12	13,166	
44		28	17	11				28	28				11	71.72	13	12,692	
45		27	12	15				27	27				15	66.06	11	12,954	
46		37	30	7				35	37				7	62.14	29	15,051	
47		59	37	20		2		52	57				21	46.38	30	13,866	
48		41	23	18				39	41	1	1		18	58.33	13	14,115	
49		40	20	20				40	40				20	47.70	14	14,000	
51		44	32	11		1		41	43			1	10	61.40	17	13,823	
52		50	28	22				50	48				22	53.59	16	13,125	
53		36	22	13				36	35				13	55.69	19	11,405	
54	26	19	7		1		26	26				7	56.71	18	15,666		
55	45	20	25				44	44				24	60.75	13	9,692		
56	5	2	3				5	5				3	46.33	2			
57	12	7	4		1		12	11				3	64.33	6	12,500		
58	27	15	12				26	26				12	53.41	13	10,384		
59	27	14	13				25	27				10	55.00	10	11,850		
60	13	12	1				13	13				1		11	18,363		
61	7	6	1				7	7				1		6	11,783		
62	17	16			1		17	14						15	12,733		
63	15	12	3				15	14	2	2		2		11	16,000		
64	50	31	18				48	49				15	41.73	19	12,594		
65	63	41	22		1		63	63				20	46.15	32	11,384		
66	33	16	17				31	33				15	53.20	15	11,700		
67	58	25	33				57	58	1			31	47.93	15	11,400		
68	72	38	34				69	72	3			27	58.62	15	12,300		
69	39	20	18		1		38	37				16	59.81	15	11,966		
70	44	26	18				41	41	1			15	54.46	20	11,600		
71	63	41	22				63	63			1	22	59.95	39	11,330		
72	70	41	27	2			69	68				29	62.48	33	12,651		

¹For renter - occupied dwelling units and vacant nonseasonal not dilapidated units, for rent.
²For owner - occupied dwelling units and vacant nonseasonal not dilapidated units, for sale only.

Table 3.—CHARACTERISTICS OF HOUSING FOR CENSUS TRACTS, BY BLOCKS, 1950—Con.

Census tract	Block	All dwelling units by occupancy and tenure					All dwelling units by condition and plumbing facilities			Occupied dwelling units			Contract monthly rent ¹		Value ² of one-dwelling-unit structures		
		Total	Owner occupied	Renter occupied	Vacant non-seasonal not dilap. for rent or sale	Other vacant and non-resident	Number reporting	No private bath or dilap.	No running water or dilap.	Total	Persons per room		Occupied by non-white	Number reporting	Average monthly rent (dollars)	Number reporting	Average value (dollars)
											Number reporting	1.51 or more					
4-3	73	92	26	65		1	92			91	91		64	62.56	24	11,825	
	74	23	19	4			23			23	23		4	45.00	18	12,805	
	75	40	9	31			40			40	40		30	61.20	8	15,250	
	76	17	8	9			16			17	17		9	58.55	4	13,625	
	77	17	8	8			17			16	16	1	8	63.75	2	20,000	
	78	90	14	74		1	86	1	1	88	87		70	56.78	4	16,666	
	79	75	23	52			74			75	75		50	63.82	20	12,500	
	80	20	11	9			20			20	18		8	62.50	9	13,500	
	5-1	1	27	3	24			27	2		27	27	1	24	62.50	2	
		2	39	19	19		1	39	11		38	38	2	18	45.72	9	9,611
3		67	10	56	1		66	5		65	65	2	36	82.55	5	13,200	
4		63	32	31			63	2		62	62		30	49.00	18	12,388	
5		59	37	20		2	55	2	2	57	57		22	48.35	28	13,528	
6		46	22	24			43	12		46	45		22	44.95	19	15,027	
7		25	13	12			24			25	24		12	61.08	9	17,388	
8		28	13	15			28			28	28		15	75.13	11	16,545	
9		18	18				17			18	18				18	18.166	
10		33	30	3			33			33	32		1		29	15,586	
11		16	15	1			16			16	16				15	15.466	
12		46	33	12		1	44			45	45	1	11	56.72	25	13,420	
13		31	21	10			31			31	31		10	49.50	18	13,361	
14		18	8	10			17	2		18	18		10	58.90	4	10,000	
15		19	9	10			19	2		19	19		10	47.50	7	14,857	
16		32	23	9			32			32	32		9	46.33	19	12,421	
17		50	31	19			50			50	50		18	49.53	22	12,318	
18		17	9	7		1	17	2		16	16		6	62.16	7	12,071	
19		16	5	11			16			16	16		11	50.54	5	12,500	
20		35	29	6			33			35	33		6	44.00	27	13,462	
21		33	22	11			33			33	31	2	11	44.00	20	14,200	
22		55	28	24			52			52	52	1	23	33.34	18	16,138	
23		54	32	21		1	52	1		53	50	2	20	54.85	24	13,604	
24		61	32	39			61	3		61	60		38	37.76	8	13,125	
25		27	13	14			27			27	27		4	43.92	12	12,666	
26		27	11	16			27	5		27	27		15	50.53	4	9,750	
27		49	25	24			49	1		49	49		19	55.52	22	14,227	
28		37	28	9			36			37	36		19	55.52	22	14,227	
29		19	16	3			19	2		19	18		7	62.16	26	15,384	
30		21	15	6			21			21	21		5	40.60	14	14,321	
31		25	14	11			25			25	24		10	58.20	12	13,541	
32		16	1	1			16			16	16		11		11	14,272	
33		42	4	2			42	6		42	42		4	64.56	4	21,250	
34		6	2				6			6	6		11	65.47	11	18,863	
35		42	15	23	1	3	39	13	7	38	36	6	21	65.47	15	24,700	
36		17	15	2			16			17	17		9	52.25	9	17,277	
37		30	10	19		1	30	1	1	29	29		8	55.25	19	14,078	
38		30	21	8		1	29			29	29		17	48.47	8	12,062	
39		32	14	18			32			32	31		30	42.43	13	10,884	
40		53	20	30		1	53	20		50	50	1					
41	34	12	22			34	8		34	34	1	22	42.40	7	11,757		
42	32	14	15			29			29	27		15	43.26	7	15,285		
43	25	10	15			24			25	25	1	17	66.40	7	19,285		
44	68	9	57		2	67	14		66	65		5	56.66	6	15,166		
45	66	22	40		1	65	15		62	60		4	66.33	7	15,166		
46	49	24	23		3	48	1		47	47	1	42	54.42	15	14,866		
47	53	17	34		1	53	5		51	51		22	49.31	12	15,708		
48	61	24	37		2	61	10		61	61		33	46.30	11	10,272		
49	41	20	21			39	7		41	41		37	54.37	18	12,500		
50	30	18	11		1	28	2	1	29	28		19	59.26	11	12,545		
												11	50.27	11	17,363		
51	45	18	27			45	1		45	45		27	62.18	18	16,833		
52	35	14	21			34			35	35		18	57.47	8	12,000		
53	51	13	38			51	15	3	51	51		21	58.68	7	18,285		
54	17	4	13			17			17	17		22	45.16	4	43,750		
55	47	8	36		2	45	1	1	44	44		22	62.72	6	29,833		
56	86	25	61		1	80	4		86	84	1	15	81.00	13	20,153		
57	38	13	22		2	38	15		35	36		19	56.20	9	13,000		
58	40	9	29		1	38	4		38	36		19	56.87	4	12,875		
59	61	21	39		1	61	15		60	59		33	65.10	14	14,033		
60	51	18	33			51	17	2	51	49		33	50.33	13	14,269		
61	47	17	29		1	47	12		46	46	1	27	58.59	9	14,500		
62	99	6	93			96	25		99	77		33	88.40	8	23,250		
63	40	8	32			39	16		40	38		31	50.93	6	19,916		
64	72	3	68		1	71	2		71	71		64	49.14	2			
65	27	2	25			25			27	25		23	60.86	6			
66	31	11	20			29			31	29		19	58.52	6	14,766		
67	19	8	11			19	1	1	19	19		11	59.90	8	12,875		
68	57	7	49		1	53	9		56	53		48	54.00	2			
69	47	6	40			47	3		46	44		40	66.57	3	15,666		
70	36	15	21			36	8		36	36		19	54.21	11	18,181		
71	12	7	2			12		5	9	9		7	76.57	5	27,000		
73	19	8	7		1	14			15	14		40	66.82	6	23,250		
74	55	12	42			54		2	54	54		82	71.10	2	17,083		
75	105	17	86		1	92	16		103	94	2	6					
5-2	1	13	13			13			13	13					12	22,583	

¹For renter - occupied dwelling units and vacant nonseasonal not dilapidated units, for rent.
²For owner - occupied dwelling units and vacant nonseasonal not dilapidated units, for sale only.

HOUSING—BLOCK STATISTICS

Table 3.—CHARACTERISTICS OF HOUSING FOR CENSUS TRACTS, BY BLOCKS: 1950—Con.

Census tract	Block	All dwelling units by occupancy and tenure					All dwelling units by condition and plumbing facilities			Occupied dwelling units			Contract monthly rent ¹		Value ² of one-dwelling-unit structures		
		Total	Owner occupied	Renter occupied	Vacant non-seasonal not dilap., for rent or sale	Other vacant and non-resident	Number reporting	No private bath or dilap.	No running water or dilap.	Total	Persons per room		Occupied by non-white	Number reporting	Average monthly rent (dollars)	Number reporting	Average value (dollars)
											Number reporting	1.51 or more					
5-2	2	2															
	3	14	1			14			15	15			1		14	18285	
	4	19				19			19	19					19	25447	
	5	15				14			15	14			1		19	27909	
	6	20				20			20	20					10	18050	
	7	52				51	1	1	52	51					10	18050	
	8	30		17		30	1	1	30	30		1	13	5	18	20527	
	9	3		7		3			3	3					18	20527	
	10	23		8		23		1	23	23			7	4728	12	19333	
	11	67		44	1	67		1	66	66			40	4950	16	15093	
	12	71		33		71		2	71	68			32	6503	24	14583	
	13	90		40		90		2	90	89		1	38	8	44	12625	
	14	71		23		69		1	68	65			21	8	42	17854	
	15	7			3	7			7	7					7	16857	
	16	13				13			13	12					13	2281	
	17	21		5	1	17			20	17			4	8525	12	2387	
	18	16				15			16	16					12	3306	
	19	16				15			16	16					15	2290	
	20	3				3			3	3					15	2666	
	22	11		3		11			11	11			3	9000	7	20000	
	23	18		1	1	17			17	16					15	20933	
	24	21		1		21			21	21			1		19	21342	
	25	16				15			15	15					15	23266	
	28	5				5			5	5					4	10000	
	29	6				6			6	6					4	4600	
	30	4				4			4	4					6	2250	
	31	7				7			7	7					4	2500	
	32	14				14			14	14					13	2500	
	33	9		1		9			9	9			1		8	21253	
	34	3				3			3	3					8	20687	
	35	7				7			7	7					7	16571	
	36	10				10			10	10					9	21722	
	37	10				9			10	9					7	26611	
	38	7				7			7	7					7	20142	
	39	15		1		15			15	15			1		14	19750	
	40	10				9			10	9					8	21312	
	41	18				18			18	18			1		17	20176	
	42	20				20			20	20					12	19868	
	43	13				13			13	13			1		12	21958	
	44	20		1		20			20	20					20	21900	
	45	8				8			8	8					8	21500	
	46	32		19		31			32	31			18	6238	7	17071	
	47	19		4		19			19	19			3	6800	12	23750	
	48	26		12	1	26			25	25			11	6809	9	21777	
	49	15		1		15			15	15			1		14	20821	
	50	9				9			9	9					1	20311	
	51	64		41		64			64	63			40	8535	21	22261	
	52	42		12	1	42			38	38			12	8425	24	16691	
	53	19		9	3	19			19	19			8	7087	7	17000	
	54	28		23		28			28	28			22	5250	4	10375	
	55	10		3		10			10	10			2		6	22500	
	56	26		7		26			26	26			7	7471	17	22058	
	57	17		2		17			17	17			2		13	19653	
	58	1				1			1	1					10	20200	
	59	10				10			10	9					10	20200	
	60	11				11			10	10					10	21800	
	61	11			1	11			11	11					11	21681	
	62	8				8			8	8					8	24750	
	63	12				12			12	12					12	20375	
	65	3				3			3	3					3	17166	
	66	13				13			13	13					13	16000	
	67	15		1		15			15	14			1		14	19142	
	68	22			1	22			21	21					21	20904	
	69	17		1		16			17	16					16	22781	
	70	321		38		319		2	320	318		1	36	5813	2	13600	
	72	14				14			14	14			1		13	19784	
	73	15				15			15	15					14	20035	
	74	29		3		29			28	28					14	18496	
	75	37		3	1	37			35	35			3	9333	33	14848	
	76	10		1		10			10	10					9	14055	
	77	39		4		39			39	39			4	8075	35	16057	
	78	48		20		48		1	48	48			18	6583	24	12145	
	79	19		5		19			19	19			4	6100	13	14846	
	80	17				17			17	17					17	17729	
	81	16		3		15			16	15			3	9333	8	23250	
	82	4				4			4	4					4	35250	
	83	15		5		15			15	15			5	7540	7	33000	
	84	5				5			5	5					5	42400	
	85	15		13		15		1	15	15			13	8007	7	42400	
	86	9		5		9		4	9	9			4	6250	2	21000	
	87	8		2		8			8	8			1		4	19875	
	88	57		42		57		1	57	56		1	41	5417	14	14692	
	89	54		28		54		7	54	54			28	5067	13	12384	
	90	29		25		29			29	29			25	6876	1		
	91	35		22		35		2	35	35			21	5433	4	10250	
	92	46		30	1	45			46	44			31	5558	3	10166	
	93	5		3		5			5	5					5	6566	

¹For renter-occupied dwelling units and vacant nonseasonal not dilapidated units, for rent.
²For owner-occupied dwelling units and vacant nonseasonal not dilapidated units, for sale only.

Table 3.—CHARACTERISTICS OF HOUSING FOR CENSUS TRACTS, BY BLOCKS: 1950—Con.

Census tract	Block	All dwelling units by occupancy and tenure					All dwelling units by condition and plumbing facilities			Occupied dwelling units			Contract monthly rent ¹		Value ² of one-dwelling-unit structures		
		Total	Owner occupied	Renter occupied	Vacant non-seasonal not dilap., for rent or sale	Other vacant and non-resident	Number reporting	No private bath or dilap.	No running water or dilap.	Total	Persons per room		Occupied by non-white	Number reporting	Average monthly rent (dollars)	Number reporting	Average value (dollars)
											Number reporting	1.51 or more					
5-2	94	18	13	5		18			18	18			5	69.60	8	28,375	
	95	97	62	35		92	5	1	97	94	2	1	35	49.80	48	15,137	
	96	26	25			26			25	24			12	52.08	25	16,496	
	97	46	30	16		45	1		46	44			2		25	11,820	
	98	28	24	4		28			28	25			8	53.62	17	13,100	
	99	33	23	10		32	5		33	30			1		2	11,988	
	100	5	4	1		5			5	5					5	16,900	
	101	5	5														
	102	2															
	6-1	1	242	27	209	6	238	26	11	236	235	11		204	40.35	8	12,187
2		32	12	19	1	31	2		31	31			19	57.10	7	12,928	
3		35	13	22		34	2		35	35			21	47.90	10	10,350	
5		37	17	19		36	4		36	36	1	1	19	47.26	12	8,725	
6		43	23	13		42	7		43	43	1	1	13	54.69	5	10,200	
7		23	10	13		23	7		23	23	2	2	22	42.18	6	10,333	
8		36	13	23		36	8		36	36	3	3	27	52.44	13	9,115	
9		51	21	30		51	8		51	51			41	39.53	12	6,441	
8		61	20	41		61	11	1	61	61	2	5	40	46.92	15	9,166	
10		67	26	39	2	66	15		67	64			47	40.08	6	9,166	
11		59	12	45	2	59	3		57	57	1						
12		91	26	65		90	33	1	91	91	3		65	44.86	7	9,971	
13		49	24	25		49	8		49	49			24	46.41	9	8,277	
14		55	22	33		55	16		55	55	1	2	33	33.63	11	7,409	
15		53	22	30		52	13		52	52			29	40.00	14	13,285	
16		50	17	31	1	49	22		48	47	1	1	31	47.74	8	7,875	
17		15	6	8	1	15	6		14	14	2		9	42.11	4	9,625	
18		49	19	29		49	11		48	48	2		28	42.92	9	9,555	
19		1															
20		50	16	34		49	17		50	50	2		33	48.87	12	8,666	
21		26	11	15		26	6		26	26			14	53.64	7	8,142	
22		8	6	2		8			8	8			2		3	10,000	
24		1															
25		33	9	20	4	32	11		29	29			22	47.86	3	9,333	
6-2		1	34	14	20		28	14		34	34	2	1	20	52.00	9	8,666
	2	13	8	5		13	2		13	13		1	5	44.00	6	5,283	
	3	170	19	143	6	168	1		168	160	1	1	144	32.30	13	6,846	
	4	81	49	31	1	75	26	4	80	79	7	21	28	33.46	34	5,232	
	6-3	1	66	29	35	2	65	12		64	63	4		36	52.63	21	10,833
2	29	15	14		29	3		29	29			13	60.15	9	12,188		
3	29	13	16		29	3		29	28			16	50.12	8	12,125		
4	42	22	19	1	42	4		41	41			19	59.21	14	11,428		
5	25	12	12		25	3		24	24	1		12	46.08	8	11,750		
6	37	16	20		37	7		36	36			18	49.33	9	12,555		
7	41	16	25		41	4		41	41			23	43.65	5	10,700		
8	34	14	20		33	1		34	34			20	52.10	7	13,142		
9	32	21	11		31	2		32	32			10	54.30	17	12,205		
10	18	16	2		18			18	18			2		14	12,678		
11	22	14	8		22	3		22	22			8	68.37	12	11,150		
12	23	12	10		23	5		22	22			10	66.20	5	11,800		
13	33	12	18	1	32	4		30	29			17	58.64	6	13,083		
14	31	10	19		27	6		27	29			17	53.76	9	11,166		
15	27	17	9		26	2		26	26	3		10	60.30	11	12,090		
16	31	20	11		31	2		31	31	1		11	47.36	14	12,428		
17	28	16	12		28	1	1	28	28			12	58.00	9	11,888		
18	40	22	18		40	2		40	40	1		18	57.38	12	13,166		
19	42	19	23		42	1		42	42	1		23	55.00	9	11,722		
20	48	13	34	1	48	3		47	45	1		34	62.29	9	13,333		
21	36	11	25		36	2		36	31			25	55.52	5	11,800		
22	36	8	27		36	2		36	35			27	52.88	7	12,642		
23	26	22	4		25			26	25	2	1	4	70.00	20	9,625		
24	43	31	10	1	43			41	41			10	52.40	30	9,700		
25	46	31	14	1	46	4		45	45	1		14	40.71	23	9,826		
26	37	24	11	2	36			37	35	1		11	52.45	23	10,434		
27	54	39	14		54	1		53	52	1		12	47.58	30	10,283		
28	30	27	3		30			30	29			3	39.33	24	8,479		
29	65	45	18	1	64	6		63	63			17	45.35	38	8,834		
30	77	43	34		73	17	4	77	77	1		33	48.06	34	8,285		
31	61	21	39		61	24		60	60	2		35	46.74	9	9,666		
32	59	21	38		54	15		59	59			34	53.26	8	14,125		
6-4	1	30	10	20		30	2		30	30			16	60.00	2	10,875	
	2	24	15	9		24			24	24			9	42.77	12	10,733	
	3	23	18	5		23			23	23			4	43.75	15	10,733	
	4	23	21	2		23		1	23	23			2		19	12,026	
	5	9	7	2		9			9	9			2		7	11,428	
	6	3	3			3			3	3					3	13,000	
	7	18	10	8		18			18	18			8	67.75	10	10,750	
	8	1															
	9	12	10	1	1	12		1	11	11			1		10	8,510	
	10	25	23	1	1	25			24	24	1		1		24	8,350	

¹For renter-occupied dwelling units and vacant nonseasonal not dilapidated units, for rent.
²For owner-occupied dwelling units and vacant nonseasonal not dilapidated units, for sale only.

HOUSING—BLOCK STATISTICS

Table 3.—CHARACTERISTICS OF HOUSING FOR CENSUS TRACTS, BY BLOCKS: 1950—Con.

Census tract	Block	All dwelling units by occupancy and tenure					All dwelling units by condition and plumbing facilities			Occupied dwelling units			Contract monthly rent ¹		Value ² of one-dwelling-unit structures		
		Total	Owner occupied	Renter occupied	Vacant non-seasonal not dilap., for rent or sale	Other vacant and non-resident	Number reporting	No private bath or dilap.	No running water or dilap.	Total	Persons per room		Number reporting	Average monthly rent (dollars)	Number reporting	Average value (dollars)	
											Number reporting	1.51 or more					Occupied by non-white
6-4	11	13	13			13			13	12					13	9,476	
	12	9	9			9			9	9					9	9,166	
	13	2															
	17	15	11	3	1	15			14	14	1				11	9,881	
	18	27	24	3		27	2		27	27		1	3	80.00	23	10,652	
	19	10	9	1		10			10	10			1	60.00	9	12,944	
	20	36	19	17		36			36	35			17	59.52	10	13,700	
	21	80	26	54		78	1	1	80	78			51	48.27	14	11,357	
	22	28	16	12		28			28	27			12	53.08	10	11,480	
	23	21	12	9		19			21	19			8	67.25	12	8,700	
	24	25	14	11		25			25	25			10	58.10	12	9,708	
	25	16	7	9		14			16	13			8	44.00	4	10,525	
	26	30	22	8		26			30	29			8	58.37	20	9,975	
	27	27	18	9		26			27	27			9	50.33	17	7,676	
	28	17	9	8		17	1		17	17			7	34.85	8	8,275	
	7-1	2	7	4	2	1	7	2	1	6	6					1	
		3	13	7	6		13	2		13	13					3	8,433
		4	11	3	8		11			11	11					3	7,500
		5	15	8	7		15	4		15	15					5	7,060
		6	18	14	4		18	3		18	18					10	6,250
		7	32	17	15		32	4		32	32			14	32.14	14	7,714
		8	30	26	4		30	4		30	30	1		4	40.00	24	7,720
		9	36	19	16		34	4		35	35	1		14	41.42	13	7,884
		10	31	18	13		27	6		31	31	1		13	40.76	12	7,608
		11	10	8	2		10			10	10	1		2		6	8,583
		12	43	21	22		43	7	1	43	43			19	31.94	20	4,495
		13	21	13	8		21	5		21	21		1	13	38.00	6	7,666
		14	21	11	10		19			21	21			9	29.22	4	7,625
15		33	22	11		32	1		33	30		2	10	30.40	17	5,670	
16		20	14	6		19			20	20			6	42.66	8	8,050	
17		35	24	11		34			35	35			10	40.00	18	7,305	
18		43	26	17		43	4		43	43	1		16	63.06	18	6,638	
19		35	26	9		34	4		35	34			8	21.87	22	6,390	
20		33	23	10		31	2		33	33			9	41.00	18	7,977	
21		16	14	2		15	2		16	16			2		14	5,771	
22		40	26	14		37	7		40	40		2	14	27.64	22	4,909	
23		50	22	28		46	17	7	50	48		5	25	32.40	14	5,364	
24		15	3	12		14	1		15	15	1		12	35.50	2		
25		39	8	29		36	2	1	37	36			28	39.64	4	5,125	
27		60	28	31	1	58	20		59	57	1	1	29	37.96	20	6,370	
28		42	12	24	5	40	17	1	36	36	1		26	32.73	9	6,311	
7-2		1	9	8	1		9	2	2	9	9					8	7,875
		2	8	7	1		8	1	1	8	8	1				7	5,585
		3	31	24	6	1	31	4	1	30	30					24	7,083
		4	28	23	3	1	28	2		26	26	1		5	34.20	23	6,965
		5	19	16	3		19		1	19	19			3	32.00	16	6,606
		6	22	22			22			22	22					22	7,818
	7	5	1	4		5			5	5					2		
	8	9	2	7		9	7	7	9	9			4	75.50	1		
	9	16	15	1		16			16	16			6	33.00	2		
	10	17	15	2		16	1		16	16	1		1		15	8,766	
	11					16			17	17			2		15	7,773	
	12	31	24	7		31			31	31			7	65.00	24	8,062	
	13	33	32	1		33	1		33	33			1		31	8,406	
	14	29	23	6		29			29	29			6	37.33	21	7,576	
	15	30	26	4		30	1	1	30	30			3	40.00	26	8,030	
	16	26	26			26			26	26					25	8,680	
	17	29	26	2	1	29			28	28			2		27	7,637	
	18	6	6			6	1		6	6					6	6,250	
	19	28	20	7		28	1	1	27	27			1	47.66	20	8,400	
	21	14	13	1		14	2		14	14		1	6		13	6,976	
	22	32	25	7		32	2		32	32			7	57.28	21	8,952	
	23	32	26	6		32			32	32	1		6	60.33	25	10,060	
	24	10	10			10			10	10					10	10,400	
	25	36	24	12		36			36	36					23	8,382	
	26	30	20	10		29	1	1	30	29			11	36.18	16	7,581	
	27	28	24	4		28	2	1	28	28			10	30.10	21	8,581	
	28	7	6	1		7	2		7	7			4	47.25	21	7,828	
	29	6	4	2		6	1	1	6	6			1		4	7,416	
	30	11	11			11			11	11			2		4	6,475	
	31	14	12	2		14			14	14	1				11	9,536	
	32	35	31	4		35			35	35			2	29.75	12	8,791	
	33												4		26	9,015	
	34	34	22	12		34			34	33					20	9,560	
	35	33	29	4		33	1	1	33	33			11	36.45	28	8,735	
	36	16	12	4		16			16	16			4	42.25	10	10,250	
	37	12	11	1		12			12	12					11	10,250	
	38	37	33	4		37	1	1	37	37			1	52.00	13	8,984	
	39	27	23	4		27			27	27			1		21	9,119	
40	29	27	2		29			29	29			2		26	9,107		
41	49	29	19	1	48	4		48	48			18	38.94	20	8,607		
42	38	22	15	1	34	1	1	37	35	1		11	41.81	21	9,065		
43	16	14	2		16	1		16	16			2		13	7,561		
																8,423	
																7,766	

¹For renter - occupied dwelling units and vacant nonseasonal not dilapidated units, for rent.
²For owner - occupied dwelling units and vacant nonseasonal not dilapidated units, for sale only.

Table 3.—CHARACTERISTICS OF HOUSING FOR CENSUS TRACTS, BY BLOCKS: 1950—Con.

Census tract	Block	All dwelling units by occupancy and tenure					All dwelling units by condition and plumbing facilities			Occupied dwelling units			Contract monthly rent ¹		Value ² of one-dwelling-unit structures	
		Total	Owner occupied	Renter occupied	Vacant non-seasonal not dilap., for rent or sale	Other vacant and non-resident	Number reporting	No private bath or dilap.	No running water or dilap.	Total	Persons per room		Number reporting	Average monthly rent (dollars)	Number reporting	Average value (dollars)
											Number reporting	1.51 or more				
7-2	44	50	32	17	1	41	2		49	49		16	41.56	30	8,223	
	45	35	30	14		35			35	35		5	45.60	25	9,220	
	46	46	32	14		46			46	46		14	38.64	27	9,259	
	47	35	27	8		35	7	3	35	35		7	52.85	24	9,416	
	48	47	32	14		43	1	1	47	45		13	36.07	29	8,144	
	49	38	33	5		37			38	38		5	39.80	31	8,038	
	50	43	35	8		43	2		43	43	1	8	47.37	19	9,120	
	51	26	17			26			26	26		9	35.11	15	8,493	
	52	50	36	14		50	3	3	50	49		12	29.25	33	8,260	
	53	19	10	8		18			18	17		7	36.85	10	9,050	
	54	41	28	13		39			41	41		13	40.38	24	8,929	
	55	42	35	7		42			42	42		3	40.42	30	9,583	
	56	10	3			10	4		9	9		7	37.33	4	8,000	
	57	26	20	6		26	1		26	26		6	53.00	17	9,200	
	58	17	13	4		17	5		17	17		3	56.66	11	8,772	
	59	13	9	4		13	1		13	13		5	35.60	3	7,333	
	60	21	17	4		20	5		20	20		3	39.33	14	8,014	
	61	13	9	4		13	1		13	13		5	32.37	12	9,416	
	62	18	13	5		18	2		18	18		8	42.50	14	9,607	
	63	25	18	7		25	4		25	25		7	47.28	14	9,000	
	64	17	11	6		17	1		17	17		6	37.83	7	8,214	
	65	25	20	5		25			25	25		2	40.25	19	9,736	
	66	37	29	8		37			37	37		8	40.25	26	9,269	
	67	14	10	4		14	3		14	14		8	47.37	11	8,308	
	68	23	17	6		23			23	23		6	49.16	10	8,500	
	69	21	15	6		21			21	21		2		18	9,027	
	70	22	16	6		22			22	22		2				
	71	22	16	6		22			22	22		2				
	72	14	12	2		14			14	14	1	2		12	9,950	
	73	1				1			1	1						
	74	5	5			5			5	5				5	9,240	
	75	19	17	2		19			19	19		2		17	9,705	
	76	26	24	2		26			26	26		2		24	9,725	
	77	1				1			1	1						
	78	1				1			1	1						
	79	17	16	1		17			16	16				16	10,100	
	80	15	15			15			15	15		7		15	8,766	
	81	28	21	7		28			28	28		2	45.85	21	9,857	
	82	27	21	6		27			27	27		2		24	9,270	
	83	48	37	11		48			48	47		10	30.50	36	8,541	
	84	21	17	4		20			21	20		4	32.25	15	8,726	
	85	35	32	3		35			34	34		2	32	15	9,031	
	86	41	35	6		41	4		40	40		5	47.80	32	8,621	
	87	30	28	2		30			30	30		3	24.66	25	8,980	
	88	26	26			26			26	26		1		23	8,608	
	89	27	24	3		27	1		27	26		2		20	10,475	
	90	36	34	2		35	2		36	36		10	54.00	25	8,792	
	91	30	30			30			29	29	1	2		14	8,384	
	92	17	17			17			17	17		4	37.25	14	8,228	
	93	20	15	4		20			19	19		4		14	7,928	
	94	51	32	19		49	7	3	51	49		17	44.58	27	5,881	
	95	46	36	10		46	6		46	46	1	8	41.75	34	6,964	
	96	39	33	6		39	1		39	39		6	47.50	32	6,964	
	97	45	44	1		44			45	45				35	9,614	
	98	20	19	1		20			20	20		1		18	10,138	
	99	34	32	2		34			33	33		1		31	8,945	
	100	41	39	2		41	1		41	41		11	33.27	29	9,403	
	101	44	41	3		43	2		44	42		8	36.87	35	9,034	
	102	38	33	5		38			38	37		4	35.25	32	8,515	
	103	33	29	4		33			33	33		4	46.25	28	8,339	
	104	21	19	2		21			21	21		2		17	8,029	
	105	18	16	2		18			18	18		2		16	8,812	
	106	27	21	6		27			27	27		6	47.50	20	9,225	
	107	11	7	4		11			11	11		4	34.75	6	8,333	
	108	15	13	2		15			15	15		2		13	8,807	
	109	15	14	1		15			15	15		1		12	10,083	
	110	10	9	1		10			10	10		1		8	8,812	
	111	7	6	1		7			7	7		1		6	9,500	
	112	13	12	1		13			13	12		1		11	9,363	
	113	22	21	1		22			22	22		1		20	9,050	
	114	30	30			30			30	30				30	8,336	
	115	21	20	1		21			21	21		1		19	7,763	
	116	18	16	2		18			17	17		1		16	8,856	
	117	31	28	3		31	1		31	31		3	39.33	23	8,495	
	118	24	22	2		24			24	24		2		18	8,894	
	119	14	11	3		14			14	14		2		7	6,785	
	120	22	15	7		22			22	22		7	46.85	10	7,870	
	121	15	13	2		15			15	15		2		11	8,890	
	122	30	25	5		30	2		30	30		4	37.00	23	8,021	
	123	30	25	5		30	6		30	30		4	45.82	33	7,881	
	124	49	37	12		47	1		49	48		12	32.91	28	7,910	
	125	42	33	9		39			42	42	2	1	46.00	30	8,430	
	126	32	21	11		32			32	32		10	36.10	18	8,750	
	127	47	24	23		45	11		46	45		2	38.86	18	8,250	
	128	30	18	12		30			30	30		12	34.25	15	9,040	
	129	25	13	12		25			25	25		12	39.33	9	9,222	
	130	25	13	12		25			25	25		5	28.60	9	12,088	
	131	20	14	6		20			20	20						

¹For renter - occupied dwelling units and vacant nonseasonal not dilapidated units, for rent.
²For owner - occupied dwelling units and vacant nonseasonal not dilapidated units, for sale only.

HOUSING—BLOCK STATISTICS

Table 3.—CHARACTERISTICS OF HOUSING FOR CENSUS TRACTS, BY BLOCKS: 1950—Con.

Census tract	Block	All dwelling units by occupancy and tenure					All dwelling units by condition and plumbing facilities			Occupied dwelling units			Contract monthly rent ¹		Value ² of one-dwelling-unit structures		
		Total	Owner occupied	Renter occupied	Vacant non-seasonal not dilap., for rent or sale	Other vacant and non-resident	Number reporting	No private bath or dilap.	No running water or dilap.	Total	Persons per room		Number reporting	Average monthly rent (dollars)	Number reporting	Average value (dollars)	
											Number reporting	1.51 or more					Occupied by non-white
7-2	132	19	9	7		1	18	1	18	18	1	1	8	32.50	4	7,525	
	133	19	12	7			19		19	19			7	8,722	9	8,722	
	134	28	17	11			28		28	28			10	37.50	17	9,411	
	135	36	25	11			36	6	36	36			11	35.54	19	7,436	
	136	23	13	10			23	2	23	23	1		10	50.70	12	6,508	
	137	28	12	16			28	7	1	28	28	1	1	14	23.85	10	7,100
	7-3	1	1							5	5					5	6,640
2		5	5						7	7					7	9,857	
3		7	7						16	16					16	12,293	
4		16	16						3	3					3	7,666	
11		2	2						3	3					3	6,950	
12		3	3						8	8			1		6	7,642	
13		7	6	1					8	8					7	9,352	
14		1							19	19					19	7,642	
15		8	7	1					19	19					19	9,352	
16		19	19						17	18		1			16	8,143	
17		18	17	1					23	23			2		21	10,161	
18		23	21	2					16	16			2		15	12,100	
19		16	16						19	19	1	1			14	12,964	
20		19	17	2				1	1	16	16			2	17	10,229	
21		19	19						19	19					16	10,787	
22		22	20	1		1			4	4			1		16	8,975	
23		5	4	1					12	12			2		10	9,510	
24		12	10	2					7	7			1		6	9,000	
25		7	3	4					3	3					3	7,333	
26		9	7	2					8	8			2		6	8,750	
27		6	5	1					6	6		1			5	6,300	
28		6	5	1					6	6		1			5	8,340	
29		5	5						9	9					6	6,833	
30		9	9						8	8					6	6,333	
31		8	7	1					8	8					1	11,222	
32		8	7	1					8	8					1	12,222	
33		6	5	1					8	8					2	7,916	
34		8	6	2					8	8					6	8,990	
35		16	13	3					16	16			4	26.66	10	8,990	
36		16	15	1					16	16					14	9,150	
37		1							1	1					1		
38		19	18	1					19	17			1		15	10,426	
39		11	11						11	11					11	10,318	
40		20	18	2					20	18					18	9,861	
41		18	16	1					17	17			1		16	9,368	
42		22	19	3					22	22					17	9,005	
43		7	6	1					7	6			3	38.33	6	11,666	
44	18	11	7					18	18			7	25.85	7	7,011		
45	31	23	8					31	31			1		23	10,652		
46	29	28	1					29	29			6	36.83	23	10,132		
47	32	31	1					31	31			1		28	10,132		
48	31	27	4					31	28					27	10,559		
49	25	25						25	25			1		25	9,708		
50	25	21	4					25	25			4	36.25	20	10,420		
51	13	11	2					13	13			4		11	11,900		
52	18	13	5					18	15			2		12	10,083		
53	14	13	1					14	14			3	49.33	14	9,557		
54	18	17	1					18	18					17	9,252		
55	17	15	2					17	16			1		15	8,593		
56	22	19	3					22	21			1		17	8,352		
57	3	3						3	3			2		3	4,500		
58																	
60	28	24	4					28	28			4	44.50	21	4,461		
61	11	11						11	11					10	5,310		
62	22	20	2					22	21			1		19	4,164		
64	18	13	5					18	18			5	28.00	11	3,563		
66	35	28	7					35	33			4	33.25	26	5,850		
68	29	26	3					29	29			2		26	5,915		
69	24	16	8					24	23			7	30.14	14	5,607		
70	20	12	8					20	20			1		14	5,400		
71	20	12	8					20	18			6	38.33	9	5,400		
72	28	20	8					28	28			5	44.40	16	5,812		
73	19	15	4					19	19			4	40.00	14	5,900		
74	22	15	7					22	21			6	42.50	14	6,000		
75	33	28	5					33	33			5	51.60	18	4,994		
76	23	15	8					23	23			3	30.85	10	4,640		
77	11	8	3					11	11			1	21.66	8	3,812		
78	13	10	3					13	13			3	36.66	10	3,240		
79	24	17	7					24	23			6	33.33	12	4,733		
8-1	2	62	34	26		2	62	11	60	60		41	24	36.33	22	5,477	
	3	96	45	49		2	96	15	94	93		37	46	38.13	38	5,418	
	4	24	14	10			24	4	24	24		9	10	40.50	13	5,023	
	5	33	30	3			33	8	33	33		7	13	49.09	24	6,300	
	6	76	10	66			76	24	66	63		13	8	31.51	4	5,500	
	7	35	12	23			35	14	34	33		6	62	31.51	4	5,500	
	8	33	23	10			33	11	32	33		11	23	34.60	5	9,600	
	9	70	16	49		5	70	40	32	33		23	9	36.77	21	6,280	
	10	15	5	8		2	15	4	14	13		8	48	44.70	7	6,571	
	11	65	20	44		1	65	38	44	33		13	6	40.83	6	4,083	
	12	29	8	18		2	29	7	26	26		9	64	43	30.30	17	5,270

¹For renter - occupied dwelling units and vacant nonseasonal not dilapidated units, for rent.
²For owner - occupied dwelling units and vacant nonseasonal not dilapidated units, for sale only.

Table 3.—CHARACTERISTICS OF HOUSING FOR CENSUS TRACTS, BY BLOCKS: 1950—Con.

Census tract	Block	All dwelling units by occupancy and tenure					All dwelling units by condition and plumbing facilities			Occupied dwelling units			Contract monthly rent ¹		Value ² of one-dwelling-unit structures	
		Total	Owner occupied	Renter occupied	Vacant non-seasonal not dilap., for rent or sale	Other vacant and non-resident	Number reporting	No private bath or dilap.	No running water or dilap.	Total	Persons per room		Number reporting	Average monthly rent (dollars)	Number reporting	Average value (dollars)
											Number reporting	1.51 or more				
8-1	13	40	20	20					40	40	2	40	19	2294	18	4833
	14	57	26	41					57	57	7	57	40	2712	10	6350
	15	76	14	61	1				76	75	7	74	62	3612	9	4888
	16	55	20	35					55	55	14	55	35	2951	11	6981
	17	55	16	39					55	55	12	55	37	2656	12	7416
	18	51	13	38					51	51	8	51	38	2597	9	4944
	19	34	18	16					34	34	3	34	13	3300	17	3235
	20	93	16	76	1				92	92	4	44	75	3384	9	4566
	21	41	11	30					41	41	7	41	28	2764	7	5142
	22	30	16	14	1				29	29	14	29	13	3076	11	4809
	23	31	1	30					31	31	1	31	30	2753		
	24	18	6	12					18	18	10	18	10	3320	3	5000
	25	40	6	34					40	40	1	40	33	2709		
	26	37	7	23	7				37	37	1	37	33	5185	5	7060
	27	21	10	11					21	21	1	21	21	4450	8	6787
	28	39	24	15					39	39	1	39	10	3120	21	6904
	29	27	9	18					27	27	1	27	12	4525	7	6571
	30	38	10	28	1				38	38	2	38	17	2670	18	5366
	31	39	28	11					39	39	2	37	14	2700	20	4060
	32	24	9	14		1			23	23	4	23	14	3871	6	4566
	33	44	18	26					44	44	5	44	24	3137	11	5754
	34	21	13	8					21	21	1	21	8	3112	12	5041
	35	84	19	63	1	1			80	82	8	82	62	2295	17	2923
	36	50	27	22		1			48	49	2	49	20	3330	25	3988
	37	18	9	9					17	18	1	18	19	2566	4	6666
	38	30	9	21					30	30	3	30	11	3037	7	5587
	39	37	9	28					37	37	4	37	11	3172	4	5333
	40	24	10	14					24	24	1	24	12	2877	4	6839
	41	27	10	17					27	27	4	27	11	2994	2	5397
	42	13	7	6					13	13	1	13	11	2227	2	6835
	43	45	13	32					45	45	11	45	32	2562	11	5318
	44	34	20	14					34	34	2	34	14	2571	16	4781
	45	43	19	25					43	43	4	43	22	2118	15	4966
	46	5	1	4					5	5	2	5	4	3150	2	6666
	47	14	3	11					14	14	1	14	11	2472	2	6666
	48	24	5	19					24	24	1	24	19	2563	4	4375
	49	42	24	18					42	42	3	42	18	2827	23	3982
	50	21	10	11					21	21	1	21	18	2827	7	3442
	51	118	33	84		1			117	117	2	117	11	3763	7	5442
	52	61	41	20					61	61	3	61	19	3809	23	5521
	53	172	56	114	1	1			164	106	64	170	44	3272	41	5965
	54	22	13	9					22	22	1	22	9	4144	10	4750
	55	39	18	21					39	39	2	39	21	3809	12	5066
	56	20	13	7					20	20	1	20	6	4983	11	3909
	57	14	9	5					14	14	1	14	5	2980	7	5928
	58	28	14	14					28	28	2	28	14	2578	14	5035
	59	16	14	2					16	16	1	16	2	4769	13	4769
	60	43	9	34					43	43	4	43	32	3393	4	6500
	61	16	9	7					16	16	1	16	7	4785	5	4360
	62	21	13	7		1			21	21	2	21	8	3925	11	5136
	63	23	12	11					23	23	2	23	11	3136	8	5625
	64	21	9	12					21	21	3	21	8	3000	11	6272
	65	5	3	2					5	5	1	5	2	4666	3	4666
	66	4	1	3					4	4	1	4	3	2833	1	6666
	67	29	20	9					29	29	9	29	9	2233	18	3822
	68	23	17	6					23	23	2	23	4	3500	14	5285
	69	51	27	24					51	51	4	51	24	3533	25	5040
	70	24	8	16					24	24	4	24	15	2120	4	4125
	71	29	14	15					29	29	5	29	14	2935	11	4545
	72	3	2	1					3	3	2	3	1	6666	1	6666
	73	31	7	22		2			31	36	5	29	23	3039	4	2625
	74	36	17	19					36	31	19	31	19	2473	17	3958
	75	58	17	40		1			58	57	4	57	40	2772	11	4909
	76	36	28	8					36	36	4	36	8	12387	24	5183
	77	36	21	15					36	36	1	36	15	3546	11	5754
	78	29	18	11					29	29	1	29	10	3690	14	5628
	79	55	33	22					55	55	3	55	22	4390	29	5786
	80	48	32	16					47	47	19	47	12	3520	31	4477
	81	41	18	23					41	41	8	41	13	5627	15	3880
	83	15	4	11					15	15	1	15	11	3963	1	6666
	84	16	9	7					16	16	2	16	6	2500	9	4000
	85	19	7	11		1			19	18	2	18	11	2536	6	6500
	86	15	12	3					15	11	3	14	3	1600	11	6181
	87	3	2	1					3	3	2	3	1	6666	2	6666
	88	20	11	8					19	19	5	19	8	4625	9	6000
	89	24	13	11		1			24	22	3	20	9	3555	11	6927
	90	11	4	7					11	11	2	11	7	2857	3	4833
	91	64	31	33					64	64	4	64	31	3450	27	5162
	92	59	34	22		3			57	44	17	56	20	2810	28	3814
	93	8	3	5					8	8	1	8	5	1860	1	6666
8-2	1	17	4	13				15	11	3	17	2	5	13	2	4000
	2	19	7	11		1		19	18	1	18	11	4081	5	6160	
	3	11	1	10				10	10	1	10	10	4150			
	4	21	10	10		1		21	20	2	20	8	3375	1	7142	
	5	31	8	22				31	30	2	30	10	3755	7	6666	

¹For renter - occupied dwelling units and vacant nonseasonal not dilapidated units, for rent.
²For owner - occupied dwelling units and vacant nonseasonal not dilapidated units, for sale only.

HOUSING—BLOCK STATISTICS

Table 3.—CHARACTERISTICS OF HOUSING FOR CENSUS TRACTS, BY BLOCKS: 1950—Con.

Census tract	Block	All dwelling units by occupancy and tenure					All dwelling units by condition and plumbing facilities			Occupied dwelling units			Contract monthly rent ¹		Value ² of one-dwelling-unit structures		
		Total	Owner occupied	Renter occupied	Vacant non-seasonal not dilap., for rent or sale	Other vacant and non-resident	Number reporting	No private bath or dilap.	No running water or dilap.	Total	Persons per room		Number reporting	Average monthly rent (dollars)	Number reporting	Average value (dollars)	
											Number reporting	1.51 or more					Occupied by non-white
8-2	6	63	18	45		63	37	1	63	62	10	43	44	37.52	5	8,000	
	7	45	17	28		45	5	1	45	45	1	6	28	39.21	15	6,400	
	8	31	14	17		30	13	2	31	31	1	16	17	27.23	12	5,416	
	9	29	15	14		29			29	29		6	13	35.15	12	6,833	
	10	38	16	22		38	3	1	38	38	1	4	22	36.36	14	6,328	
	11	11	7	4		11			11	11		7	2	2	5	6,600	
	12	77	43	32		66	5	1	75	70	2	35	28	43.32	29	6,662	
	13	39	32	6		37	2	1	38	37	1	26	6	52.00	22	6,209	
	14	7	5	2		7	1		7	7		3	2	2	4	7,375	
	15	27	17	10		27	6	1	27	27	3	22	10	37.50	13	6,769	
	16	18	12	6		17	6		18	17	1	16	6	47.33	4	7,250	
	17	32	16	16		31	16		32	31	2	29	16	39.93	9	6,388	
	19	38	7	30		38	22	8	37	37	1	16	29	20.51	1		
	20	4	1	3		4	3		4	4		4	3	29.33	1		
	21	18	6	11		18	11		17	17	2	12	10	28.50	3	4,833	
	22	39	19	20		39	17	1	39	39	7	39	18	28.05	10	7,260	
	23	48	23	25		48	8		48	48	4	48	25	31.08	17	8,305	
	24	28	16	12		27	4	1	28	27	4	28	10	36.00	14	7,142	
	25	26	20	6		25	3		26	23	3	26	5	36.20	17	6,741	
	26	29	22	7		26			29	27		29	6	37.50	17	8,500	
	27	59	37	22		54	14	1	59	58	7	58	21	38.52	30	6,700	
	28	32	15	16		30	24	24	31	30	7	29	15	30.66	13	6,692	
	29	19	14	5		19	12	12	19	19	1	17	5	25.00	12	6,333	
	30	2															
	31	40	29	11		39	12		40	39	4	38	11	25.36	25	6,176	
	32	103	48	51		96	15	1	99	98	2	99	51	29.70	32	7,475	
	33	30	13	17		30	7	2	30	30	5	29	15	29.60	3	7,666	
	34	6	1	5		5	2	1	6	5	1	6	5	35.00			
	35	31	20	11		30	16	3	31	31	2	31	9	23.33	15	6,640	
	36	28	13	14	1	28	19	15	27	27	10	27	13	39.07	11	4,436	
	37	30	20	10		30	24	14	30	30	3	30	9	31.11	16	3,675	
	38	13	2	11		13	8	2	13	13	1	12	10	28.30	2		
	39	62	25	37		59	49	4	62	62	9	61	36	19.25	20	3,530	
	40	23	9	12	1	22	3		21	21	3	20	13	29.61	7	5,214	
	41	60	29	31	1	59	45		60	60	9	59	31	22.45	20	4,065	
	42	56	20	36		54	40	23	56	56	14	56	35	26.31	14	5,264	
	43	55	17	38		48	33	6	55	55	16	54	38	27.78	11	5,409	
	44	16	7	9		15	1		16	16	2	12	9	26.00	5	5,400	
	45	3	2	1		2			3	3		2	1		1		
	46	7	7			7			7	7		7			7	6,357	
	47	21	16	5		21			21	21		18	4	32.50	13	6,000	
	8-3	1	19	13	6		17	5		19	18	1	19	5	30.20	10	7,300
		2	15	13	2		13	7		15	13	2	15	2	2	10	5,500
		3	7	2	5		7	5	1	7	6		7	3	26.00	1	
		4	25	21	4		24	4		25	25	4	25	3	23.66	16	6,218
		5	21	20	1		20	4	1	21	20		21	1		15	5,900
		6	95	24	42		80	24	17	66	66	7	64	39	32.94	19	7,210
7		55	33	20		51	1		53	52	3	51	19	52.63	25	9,800	
8		53	39	14		53	2		53	53	1	52	14	30.57	34	6,691	
9		41	30	11		41	3		41	41	2	41	11	27.90	27	7,340	
10		20	17	3		20	1	1	20	20	2	18	3	53.66	14	7,985	
11		25	14	11		24	6	2	25	25	4	25	10	33.40	10	5,400	
12		13	9	4		13	6	2	13	13	1	12	3	38.66	8	6,125	
13		17	14	2		16	6		16	16	1	14	2		13	5,723	
14		6	5	1		6			6	6		5	1		5	6,000	
15		21	18	3		21			21	21		17	1		18	7,172	
16		12	10	2		12			12	12		11	2		5	6,960	
17		24	18	5		23	2	1	23	23		17	4	30.00	17	6,800	
18		20	12	8		20			20	20		16	8	37.75	12	6,583	
19		23	16	7		22	6	2	23	22	1	19	6	39.16	15	4,913	
20		16	12	4		16	1	1	16	16		14	4	30.50	10	7,350	
21		11	6	5		11			11	11		10	3	39.33	4	6,750	
22		4	3	1		4	2	1	4	4		3	3		3	5,833	
23		1															
24		5	4	1		5			5	5		5	1		4	6,000	
25		10	10			10			10	10		10			10	6,450	
26		12	11	1		12			12	12		12	1		10	6,150	
27		12	11	1		12			12	12	1	12	1		11	5,500	
28		7	3	4		7	5	2	7	7	2	7	4	36.00	3	3,333	
29		29	20	9		27	8	1	29	29	4	28	9	29.22	15	5,800	
30		15	11	4		14			15	13		15	2		11	5,454	
31		24	18	6		24	2		24	24		24	6	56.83	16	5,968	
32		28	18	10		28	6		28	28	1	28	10	40.30	17	5,276	
33		26	16	10		26	4		26	26		25	10	37.40	12	6,833	
34		34	31	3		34	4		34	34		34	3	21.33	24	6,370	
35		10	6	4		10	3		10	9		10	4	24.50	5	6,800	
36		50	11	39		41	26	5	50	49	21	49	37	35.51	6	8,000	
37		319	2	317		314			319	317	11	319	314	31.59	8		
38		19	11	8		19	8		19	19		19	8	20.00	8	6,312	
39		2															
40		17	7	10		15	10	2	17	17	2	17	9	20.88	4	4,750	
41		2															
42		13	6	7		11	5	1	13	12	2	13	7	22.28	1		
43		42	8	34		36	30	13	42	40	2	42	34	20.47	3	5,666	

¹For renter-occupied dwelling units and vacant nonseasonal not dilapidated units, for rent.
²For owner-occupied dwelling units and vacant nonseasonal not dilapidated units, for sale only.

Table 3.—CHARACTERISTICS OF HOUSING FOR CENSUS TRACTS, BY BLOCKS: 1950—Con.

Census tract	Block	All dwelling units by occupancy and tenure					All dwelling units by condition and plumbing facilities			Occupied dwelling units				Contract monthly rent ¹		Value ² of one-dwelling-unit structures	
		Total	Owner occupied	Renter occupied	Vacant non-seasonal not dilap., for rent or sale	Other vacant and non-resident	Number reporting	No private bath or dilap.	No running water or dilap.	Total	Persons per room		Occupied by non-white	Number reporting	Average monthly rent (dollars)	Number reporting	Average value (dollars)
											Number reporting	1.51 or more					
8-3	44	23	16	7		23	2		23	23	2	23	7	33.85	14	5464	
	45	26	5	20	1	25			25	24	1	23	20	38.25	4	6875	
	46	4	2	2		4	3	1	4	4		4	2		1		
	48	20	3	17		20			20	20		18	17	35.00	3	7166	
	49	12	9	3		12	3		12	12		11	3	56.66	9	9055	
	50	20	16	2	2	20			18	17		15	2		17	6558	
	51	3	2	1		3			3	3		3	1		1		
	54	2															
	55	2															
	56	12	11	1		11	1		12	12		12	1		11	5436	
	57	4	4			4	3	3	4	4	1	3	4		4	1875	
	58	11	7	3	1	11	9	9	10	10	5	10	4	17.75	7	2828	
	59	18	18			18	2		18	18	1	17			17	4876	
	60	32	29	3		32	1	1	32	32	2	30	3	44.00	29	4555	
	61	9	6	1	2	9			7	6	1	6	1		8	9162	
	62	4	4			4			4	4		4	4		4	8125	
	63	148	6	142		146	1	1	148	148	10	142	141	37.37	6	6716	
	64	43	1	42		43	1		43	43	3	43	42	36.45			
	65	22	8	14		22			22	22		22	14	31.71	8	4887	
	66	171	8	162	1	170	1		170	170	3	170	162	30.80	7	5357	
	67	46	8	38		46	2		46	45		46	38	30.89	7	4714	
	68	40	17	23		40	8		40	40	7	40	23	34.95	12	4116	
	69	7	5	2		7	1		7	6	1	7	2		4	4625	
	70	3	3			3	3	1	3	3	1	3			2		
	71	20	12	6	1	19	16	9	18	18	4	18	5	38.40	10	1820	
	72	8	4	4		7	4	1	8	8	1	8	4	30.00	4	5875	
	73	8	7	1		8	7	5	8	8	2	8	1		7	2800	
	74	8	8			8	7	4	8	8	1	8	8		8	2525	
	76	11	7	4		11	6	2	11	11	1	11	4	44.25	6	4116	
	77	17	6	10	1	17			16	16		16	10	32.10	5	5500	
	78	4	3	1		4	1		4	4		4	1		3	4033	
	79	23	2	21		22	1		23	22	2	23	21	32.95	1		
	80	13	2	10	1	13			12	12		12	11	32.90	2		
	81	2															
	82	26	17	9		26	5	1	26	26	1	26	9	26.66	14	6050	
	83	32	30	1		32	1		31	31	2	30	1		24	4041	
	84	28	24	3		27	5	1	27	27	1	27	3	38.33	22	5386	
	86	13	11	2		12	6	4	13	13	2	13	2		10	6100	
	87	13	9	4		12	4	3	13	13	2	12	3	32.33	8	7975	
	88	18	15	3		18	1		18	18		18	2		14	6157	
	89	14	10	4		14			14	14		12	2		16	7550	
	90	4	3	1		4			4	4		4	1		3	6666	
	92	1															
	93	6	4	2		6	2	1	6	6		5	2		4	5875	
	94	19	12	7		17	11	6	19	19	5	19	7	25.71	11	3527	
	95	19	7	12		18	16	15	19	19	7	18	11	24.63	7	2985	
	96	12	8	4		12	7	4	12	12	1	10	4	12.50	7	2242	
	97	11	8	2	1	11	8		10	10		6	2		6	4350	
	98	22	13	7	1	19	18	11	20	18	6	16	6	34.33	9	3166	
	99	12	9	3		12	10		12	12		11	3	18.33	9	3000	
	100	16	12	4		16	14	9	16	16	1	16	4	23.75	12	3258	
	101	20	14	5		18	12	7	19	17	1	19	5	27.00	14	2464	
	102	32	12	19		27	11	9	31	28	5	29	16	30.12	10	3410	
	103	1															
	105	7	4	3		7			7	7		7	3	42.66	4	7250	
	106	11	9	2		11	1		11	11	1	11	2		8	6825	
	107	171	7	163	1	161	11	1	170	165	22	160	161	35.26	7	4857	
	109	7	6	1		7	2		7	6	1	6	6		6	4000	
	110	6	6			6	2		6	6		6	4		6	4533	
	111	3	2	1		3	1	1	3	3		3	1		1		
	112	7	7			7			7	7		6			7	10542	
	113	37	26	10		34	14		36	36	2	28	10	40.00	19	6105	
	114	32	25	5		32	9	1	30	29	1	27	3	39.33	21	6428	
	115	13	6	5		12	6		11	11	2	10	5	34.60	4	6125	
	116	15	6	8		15	10	3	14	14	4	11	8	40.62	4	7000	
	117	14	10	4		14	3	1	14	14	1	14	4	61.75	10	7280	
	118	5	5			5			5	5	1	5	5		5	11400	
	119	11	9	2		11	8	7	11	11	3	11	2		9	4700	
	121	15	8	6	1	14	5	3	14	13	2	11	6	37.00	9	6455	
	122	6	5	1		5	4		6	6	1	5	1		4	4625	
	123	54	49	5		49	2	1	54	52	3	52	4	85.00	47	9063	
	124	9	6	3		9	1		9	9	1	9	3	72.00	6	8666	
	125	3	3			3			3	3		3			3	4666	
	126	1															
	127	8	6	2		8	6	4	8	8		8	1		6	3750	
	129	3	2	1		3	2	2	3	2	1	3	1		1	4	
	130	8	6	2		8	1		8	7		8	2		1	7250	
	131	77	70	7		73	3	1	77	77	4	75	7	75.71	69	8152	
	133	14	11	2	1	14	3		13	13	1	13	2		12	9750	
	134	10	9	1		10			10	10		10	1		8	8262	
	135	13	7	6		13	11	10	13	13	7	12	6	29.50	7	2942	
	136	9	7	2		9	7	6	9	9	2	9	6		6	2500	
8-4	1	114	77	37		114	27	3	114	114	5	24	36	41.13	52	5667	
	2	83	45	37		83	27	1	82	82	2	8	37	38.83	33	6378	

¹For renter - occupied dwelling units and vacant nonseasonal not dilapidated units, for rent.
²For owner - occupied dwelling units and vacant nonseasonal not dilapidated units, for sale only.

HOUSING—BLOCK STATISTICS

Table 3.—CHARACTERISTICS OF HOUSING FOR CENSUS TRACTS, BY BLOCKS: 1950—Con.

Census tract	Block	All dwelling units by occupancy and tenure					All dwelling units by condition and plumbing facilities			Occupied dwelling units			Contract monthly rent ¹		Value ² of one-dwelling-unit structures		
		Total	Owner occupied	Renter occupied	Vacant non-seasonal not dilap., for rent or sale	Other vacant and non-resident	Number reporting	No private bath or dilap.	No running water or dilap.	Total	Persons per room		Number reporting	Average monthly rent (dollars)	Number reporting	Average value (dollars)	
											Number reporting	1.51 or more					Occupied by non-white
8-4	3	97	55	41	1	90	3	3	96	95	5	9	40	40.72	39	8,641	
	4	14	5	2	1	12			13	13	2	2	9	33.33	3	6,800	
	5	15	13	8		15	1	1	15	15	1	1	1		11	5,527	
	6	6	3	3		6			6	6	1	3	7	40.66	4	5,333	
	7	28	24	3	1	27			27	26		7	7	35.00	19	6,547	
	8	30	23	7		29			30	29		7	7	48.00	19	8,105	
	9	28	19	9		28	3		28	27		8	8	53.00	16	8,337	
	10	21	14	7		21	2	1	21	21	1	7	7	50.00	9	8,433	
	11	9	8	1		9			9	9		1	1		7	8,171	
	12	2															
	13	5	1	4		5	2	1	5	5	1	3	3	21.00	1	8,000	
	14	11	5	6		11	7		11	11	1	5	5	42.66	3	8,035	
	15	25	17	6	2	25			25	25		5	5	38.33	14	6,158	
	16	61	31	29		58	28	14	60	60	5	2	2	28.50	24	6,158	
	17	25	18	7		24	18	18	25	25	5	7	7	20.42	15	4,106	
	8-5	1	15	12	2		15			14	14	1	2	2		11	8,154
		2	23	12	11		23	7		23	23	2	11	11	33.45	11	6,745
3		21	15	6		21	4		21	21		11	11	40.80	12	6,225	
4		22	9	13		21	2		22	22	3	1	10	37.50	6	8,333	
5		12	4	7		12	4		11	11		1	6	26.50	3	7,333	
6		17	14	2	1	17	4	3	16	16	1	5	5	26.80	10	4,630	
7		17	11	5		16	9	1	16	16	1	1	1		11	3,909	
8		6	5	1		6	3		6	6	1	1	4		4	4,625	
9		35	19	16		35	26	6	35	35	3	2	14	29.21	14	3,807	
10		24	12	12		24	17	7	24	24	5	8	10	26.10	12	3,991	
11		14	7	5		14			12	12	2	5	6	34.60	6	6,833	
12		19	11	6		19	2		17	17	2	5	5	42.16	11	5,909	
13		42	16	24	1	41	4		40	40	2	2	2	34.52	10	7,450	
14		39	20	15	1	39	3		35	35	1	1	1	27.20	17	5,980	
15		25	11	14		25	1		25	25	2	2	2	36.58	10	5,090	
16		26	10	15		26	1		25	25	2	3	3	34.00	7	6,328	
8-6	1	11	5	6		10	7	2	11	11	3	3	6	31.00	3	4,100	
	2	54	30	23		52	24		53	50	7	2	23	35.91	20	5,380	
	3	17	13	4		17	5		17	17	1	1	4	21.50	12	5,916	
	4	38	23	15		37	17	2	37	37	1	2	2	31.61	10	5,291	
	5	30	13	17		29	8		30	30	1	2	2	26.81	2	3,937	
	6	33	8	24	1	31	19	17	32	30	3	3	3	18.04	4	3,875	
	7	15	6	9		14	7		15	15	3	3	2	15.55	2	5,531	
	8	31	17	13		31	8		30	30	3	3	1	30.41	16	5,531	
	9	5	3	2		5	2		5	5	1	1	1		2	5,010	
	10	38	23	15		38	18		38	38	1	1	14	41.85	20	5,010	
	11	12	8	5	1	12	3		12	12	3	3	14	32.28	6	7,250	
	12	35	19	15		33	16		33	33	3	7	7	37.59	1	7,000	
	13	47	21	26	1	42	13	1	44	47	4	7	3	35.92	12	8,083	
	14	47	21	26	1	42	13	1	44	46	4	5	5	35.00	11	7,254	
	15	36	19	17	2	35	10		36	36	1	1	1	45.66	21	8,123	
	16	45	24	21		44	24		44	44	3	3	3	34.50	22	6,068	
17	62	33	29	3	60	3	1	63	62	4	4	6	39.42	7	7,214		
18	84	44	40	1	83	38		83	83	3	3	4	39.42	7	7,214		
19	1	1			1			1	1								
20	6	4	2		6	2		6	6	6	2	2		4	5,475		
21	13	7	6		13			13	13	3	6	6	42.00	7	6,571		
22	48	14	34		46	20		48	48	2	19	3	25.82	11	4,636		
23	37	15	22		34	8		37	37	3	13	13	31.68	13	5,692		
24	63	9	52		53	32	12	63	63	9	41	5	65.90	7	8,500		
9-1	2	26	2	24		23	9		26	25		21	38.90	7	6,585		
	3	27	11	16		25	11	1	27	27	6	15	41.36	8	7,625		
	4	58	15	43		54	30		53	51		34	38.64	12	7,475		
	5	74	20	54	3	66	43		70	70	1	45	37.26	18	5,972		
	6	57	27	30		54	30		54	54	1	27	38.00	18	5,750		
	7	46	24	22		46	7		44	44	4	22	44.00	18	5,750		
	8	61	36	25		60	17		59	58	1	4	39.90	31	5,422		
	9	18	7	11		18	4	1	18	18	1	1	11	35.43	6	6,500	
	10	56	28	28		55	14		54	52	3	26	26	35.43	23	6,726	
	11	25	18	6		25	8	1	24	23		6	6	25.33	15	6,220	
	13	33	16	15	1	31	8	1	31	30	1	14	14	31.57	13	5,461	
	14	21	8	13		21	10	1	21	21	1	17	17	45.23	15	5,753	
	15	27	20	7		27	3	1	27	27	1	1	1	38.85	12	6,111	
	16	30	19	11		29	10		30	30	5	19	11	48.90	16	4,893	
	17	25	16	9		25	10		25	25	3	8	8	39.73	14	6,357	
	18	45	21	24		45	6	2	45	45	5	24	24	33.70	14	5,407	
19	44	22	22		43	18		43	43	2	21	21	35.61	11	6,117		
20	22	16	6		22	8		22	21		5	5	46.60	1	13,954		
21	26	8	16	1	23	13		24	24	1	16	16	55.68	1	6,000		
22	31	20	11		31	5		31	31	1	11	11	43.90	7	7,411		
23	38	13	25		36	14		38	36	2	23	23	50.65	9	6,777		
24	31	15	16		30	8		31	31	1	16	16	47.68	11	8,590		
25	59	51	8		55	1		58	58	1	6	6	48.00	4	8,202		
26	99	51	48		99	1		99	99	1	1	1	78.85	7	7,885		
27	68	62	6		64	1		68	66	1	6	6	58.00	5	8,475		

¹For renter - occupied dwelling units and vacant nonseasonal not dilapidated units, for rent.
²For owner - occupied dwelling units and vacant nonseasonal not dilapidated units, for sale only.

Table 3.—CHARACTERISTICS OF HOUSING FOR CENSUS TRACTS, BY BLOCKS: 1950—Con.

Census tract	Block	All dwelling units by occupancy and tenure					All dwelling units by condition and plumbing facilities			Occupied dwelling units			Contract monthly rent ¹		Value ² of one-dwelling-unit structures	
		Total	Owner occupied	Renter occupied	Vacant non-seasonal not dilap., for rent or sale	Other vacant and non-resident	Number reporting	No private bath or dilap.	No running water or dilap.	Total	Persons per room		Number reporting	Average monthly rent (dollars)	Number reporting	Average value (dollars)
											Number reporting	1.51 or more				
9-1	28	21	19	2		21			21	21		1		18	8 500	
	29	58	33	24		56	2		57	56	2	24	4 350	26	7 600	
9-2	2	33	30	2		33			32	32		2		29	9 620	
	3	26	25	1		25			26	26		1		25	9 708	
	4	28	26	2		26			28	28		2		24	10 133	
	5	20	16	4		20			20	20		4	27 00	15	7 933	
	6	54	39	14		53	1	1	53	52	2	13	43 69	33	7 312	
	7	10	7	3		10	6	4	10	10		3	51 66	4	8 875	
	8	50	44	5		50	3	4	49	48	2	2		43	9 413	
	11	1														
	17	20	12	7	1	20			19	19		5	50 80	10	8 850	
	18	41	33	7		41	4	1	40	40	1	7	3 657	31	8 296	
	19	34	27	6		34			33	33	3	4	37 00	26	8 223	
	20	22	13	9		22	4	4	22	22	3	3	4 566	12	8 150	
	24	1														
	9-3	1	94	49	45		92	26	1	94	92	3	43	40 30	41	5 834
2		41	23	18		41	13		41	40		18	38 22	14	6 742	
3		157	71	86		154	59	2	157	156	6	8	42 80	48	5 814	
4		44	28	16		41	12	1	44	44	3	24	34 20	26	6 376	
5		71	34	37		69	12	2	71	70	2	18	30 66	34	5 982	
6		6	3	3		6	1		6	6				1		
7		11	9	2		11	1		11	11		2		7	7 257	
9		15	11	4		15	3		15	15		4	52 00	9	4 755	
10		27	17	9	1	27			26	26		10	31 50	10	5 300	
11		24	13	11		24	2		24	24		11	32 09	11	5 263	
12		23	6	16		22	10		22	22	1	16	2 662	6	6 016	
13		26	19	7		26	6		26	26	1	7	3 857	15	5 533	
14		6	5	1		6	6		6	6		1		5	5 900	
15		4		4		4			4	4		4	3 200			
10-1		2	4	1	3		4	2		4	4	1	3	48 66	1	4 728
	3	125	25	98	1	117	88	9	123	121	42	2	94	14	4 200	
	4	91	18	72	1	89	68	2	90	90	34	7	72	12		
	6	4	1	3		4	4		4	4	1		3	1		
	7	30	27	3		30	30	30	27	27	13	25	42 24			
	8	2				2			2	2			62			
	9	70	4	63	1	70	68	56	67	67	23	62	3 679			
	10	35	22	13	1	34	8	6	34	33	2	32	5 906			
	11	26	22	4		25	4		26	26	4	24	3 775			
	12	73	7	64		70	55	33	71	70	20	64	3 642	4	4 625	
	13	57	5	52		56	38	22	56	55	12	50	3 156	2		
	14	34	27	7		34	32	16	34	33	13	32	4 325			
	15	98	90	8	1	98	88	27	97	96	31	87	3 727	1		
	16	89	77	12		84	77	65	87	86	29	74	3 318	2		
	17	31	1	30		31	24	11	31	31	10	29	3 410			
	18	3		3		3	3		3	3	1	3	1 833			
	19	18	4	14		18	14	3	18	18	5	13	4 130	4	4 850	
	20	52	19	33		51	23	11	51	51	3	31	2 854	15	5 993	
	21	33	3	30		33	31	12	32	32	7	26	3 542	1		
	22	33	20	10	1	33	122	104	129	129	52	1	106	3 805	11	3 527
	24	46	15	30	1	45	21	1	45	45	3	29	3 241	10	4 500	
	25	1				1			1	1						
	26	62	14	44	4	60	44	6	58	57	13	10	3 231	6	3 916	
	27	23	7	16		23	14		23	23	4	16	3 475	5	4 900	
28	38	13	25		36	28	9	38	38	11	23	4 321	3	3 600		
29	26	6	20		26	17	1	26	26	3	20	3 380	3	4 000		
30	25		25		25	14		25	25	1	24	3 079				
31	86	15	69	1	86	49		84	84	20	68	4 017	9	11 555		
32	68	9	59		68	53	2	67	67	13	56	3 882	3	5 000		
33	36	6	28		35	6		34	34	3	27	3 644	2			
34	53	2	49	1	51	44	32	51	51	25	49	4 461				
35	115	14	87	1	113	82	67	101	101	27	86	3 902	3	6 000		
36	79	15	61		77	58	26	76	76	60	60	4 346	4	6 625		
37	117	7	107	2	112	63	35	114	110	41	103	3 888				
38	134	9	125		124	92	58	134	132	40	122	4 248	1			
39	57	1	53		57	15	9	54	54	4	52	4 290				
40	119	20	99		114	84	26	119	118	33	94	4 405	11	6 363		
41	63	15	47		62	39	12	62	62	16	46	3 784	6	5 666		
42	65	10	49	1	65	58	5	59	59	31	51	4 015	2			
43	61	14	42		61	50	2	56	56	9	40	3 780	4	6 625		
44	92	19	71	1	91	52	19	90	89	19	68	4 000	13	6 484		
45	110	26	84		100	62	10	110	109	19	81	5 014	9	6 833		
46	135	23	103	5	134	80	12	126	126	14	104	3 853	12	9 983		
47	150	59	89	2	143	102	42	148	147	19	88	3 942	31	5 229		
48	64	25	38		64	33		63	63	2	37	4 237	22	4 068		
49	22	8	13		22	13		21	21	2	13	4 953	6	4 250		
50	22	8	13	1	22	33		21	21	8	35	4 005	12	4 316		
51	53	15	37	4	52	33	1	52	51	8	53	3 726	8	6 075		
52	75	16	53		71	21	5	69	67	9	31	4 300	11	6 590		
53	40	17	23	1	49	17	2	49	43	2	31	3 862	6	4 583		
54	89	16	73		85	14	7	89	89	7	69		1			
55	78	6	67	3	78	55	16	73	71	9	13	67	3 313	2		

¹For renter - occupied dwelling units and vacant nonseasonal not dilapidated units, for rent.
²For owner - occupied dwelling units and vacant nonseasonal not dilapidated units, for sale only.

HOUSING—BLOCK STATISTICS

Table 3.—CHARACTERISTICS OF HOUSING FOR CENSUS TRACTS, BY BLOCKS: 1950—Con.

Census tract	Block	All dwelling units by occupancy and tenure					All dwelling units by condition and plumbing facilities			Occupied dwelling units			Contract monthly rent ¹		Value ² of one-dwelling-unit structures	
		Total	Owner occupied	Renter occupied	Vacant non-seasonal not dilap., for rent or sale	Other vacant and non-resident	Number reporting	No private bath or dilap.	No running water or dilap.	Total	Persons per room		Number reporting	Average monthly rent (dollars)	Number reporting	Average value (dollars)
											Number reporting	1.51 or more				
10-1	56	55	5	50		55	40	2	55	54	12	1	48	46.52	2	
	57	109	26	76	5	108	69	11	102	102	15	1	74	39.87	14	6,571
	58	37	8	28		35	6	1	36	36	2		27	40.40	6	6,383
	59	36	13	23		34	4	1	36	36	2		23	47.39	9	6,833
	60	51	18	30	2	43	7		48	48			30	40.30	15	6,900
	61	83	30	52	1	78	33	1	82	82	6		51	40.27	15	7,620
	62	100	32	64	2	94	35	9	96	95	8	2	63	39.63	13	6,846
	63	49	31	15		47	5	3	46	46	1		14	46.57	26	6,769
	64	37	14	22		37	5	3	36	36			22	41.77	8	
	65	8	1	7		8	3	1	8	8			7	42.28	1	10,425
10-2	1	2														
	2	48	13	34		48	15	10	47	47	1		33	34.69	8	7,500
	3	108	19	86	3	105	33	2	105	101	5		85	40.24	17	7,382
	4	76	27	48	1	76	15	1	75	74	2		48	32.56	20	7,075
	5	37	29	7	1	37			36	36	2		7	43.00	24	7,200
	6	69	32	37		69	1		69	68			37	42.00	17	7,294
	7	52	28	23		51	6		51	51			23	38.17	19	7,526
	8	49	24	25	1	48	7		49	48	2		25	36.84	20	6,700
	9	57	23	33	1	56	18		56	53			33	43.96	17	7,441
	10	12	10	2		12	2		12	12			2		10	6,200
	11	35	17	8		35	13	1	35	35	1		18	38.94	11	7,772
	12	30	5	25		30	5		30	30	1		24	39.83	4	6,750
	13	50	15	31	1	46	26	5	46	45	1		30	44.93	9	9,055
	16	1														
	19	40	8	30		38	11		38	38			28	43.46	5	7,360
	20	66	12	54	2	66	24		66	65	1		51	47.21	6	10,083
	21	5	2	3		5			5	5			2		2	
	22	6	6			6			6	6			2		6	13,450
	23	33	10	22	1	30	12	2	32	31	1		21	36.14	6	6,750
	24	14	10	4		13			14	14			4	51.75	9	16,444
	25	17	17			17			17	17					12	18,708
	26	1														
	27	15	10	5		15			15	15			5	69.60	9	16,888
	28	33	22	10	1	33	5		32	31	3		10	43.70	17	8,235
	29	46	28	18		46	8		46	44			18	38.72	26	7,692
	30	49	37	12		49	9		49	48	1		12	43.75	32	7,484
	31	12	10	2		12	2		12	12			2		9	8,000
	32	16	15	1		16	1		16	16			1		14	8,685
	33	74	53	19	2	73	10	1	72	72			20	46.95	48	8,550
	34	63	41	22		61	11		63	62	1		21	40.23	34	8,455
	35	33	18	15		33	1		33	33		3	15	36.73	14	6,857
	36	39	18	20	1	39	9	3	38	36	1		17	47.82	16	7,406
	37	26	16	9	1	26			25	25			9	36.88	11	7,000
	38	31	16	15		31	3		31	31	1		15	40.46	14	6,892
	39	2				2			2	2						
	40	7		7		7			7	7			7	106.42		
10-3	1	93	25	67	1	88	27		92	90	18		62	35.01	15	6,286
	2	33	18	15		32	13		33	32	1		15	38.80	12	5,900
	3	21	4	16	1	21	16	3	20	20			15	26.46	2	
	4	17	8	9		16	4		17	17	1		7	27.00	6	6,383
	5	31	13	18		31	10		31	31			14	33.78	6	4,666
	6	70	23	45	2	68	28	6	68	67	2		45	37.44	20	4,800
	7	46	17	24	2	42	11		41	41			22	46.00	14	7,550
	8	29	14	15		29	4		29	29			14	40.64	8	6,562
	9	34	15	19		34	10		34	34	1		18	42.44	9	6,500
	10	42	20	21	1	42	6		41	39	2		20	35.15	13	7,023
	11	43	19	22	1	42	13	1	41	40	1		21	48.76	16	8,468
	12	34	11	23		34	9		34	34	1		21	33.23	7	7,000
	13	30	14	14	2	27	9	1	28	28	1		15	40.40	8	6,775
	14	33	23	10		33	5		33	33			10	37.20	16	7,281
	15	46	20	26		46	17		46	46	4		26	32.88	12	5,783
	16	49	19	29		49	20	3	48	48		1	28	39.64	12	6,066
	17	34	19	14	1	34	7	1	33	33	1		12	46.50	13	6,538
	18	44	17	26	1	42	12		43	43	1		25	49.24	8	8,687
	19	72	24	46	1	71	28		70	70	2		44	44.40	15	6,513
	20	82	29	48	2	81	38	3	77	75	1		48	32.72	19	5,726
	21	54	21	28	2	54	6		49	49			28	36.35	15	7,300
	23	82	34	45		78	27	1	79	78	4		43	39.83	22	6,340
	24	70	27	43		70	16		70	70			43	34.95	21	7,585
	25	39	15	24		39	22		39	39			24	33.66	14	7,500
	26	27	19	8		26	4	2	27	27			7	37.85	17	6,388
	27	49	16	32		48	16	1	48	48			31	33.77	14	6,500
	29	67	25	42		66	15	1	67	67			41	39.95	19	6,710
	30	39	23	15	1	38	7		38	38			14	33.92	16	5,406
	31	63	21	41	1	62	13		62	62	1		39	40.87	13	6,438
10-4	1	228	121	100	4	223	75	16	221	221	12		95	39.47	78	7,816
	2	22	11	11		22	7	1	22	22			9	46.00	6	9,500
	3	67	20	46		66	22	13	66	64	1		45	37.13	14	6,607
	4	59	27	30	2	59	15	4	57	57	2		30	37.96	20	8,200

¹For renter - occupied dwelling units and vacant nonseasonal not dilapidated units, for rent.²For owner - occupied dwelling units and vacant nonseasonal not dilapidated units, for sale only.

Table 3.—CHARACTERISTICS OF HOUSING FOR CENSUS TRACTS, BY BLOCKS: 1950—Con.

Census tract	Block	All dwelling units by occupancy and tenure					All dwelling units by condition and plumbing facilities			Occupied dwelling units			Contract monthly rent ¹		Value ² of one-dwelling-unit structures		
		Total	Owner occupied	Renter occupied	Vacant non-seasonal not dilap., for rent or sale	Other vacant and non-resident	Number reporting	No private bath or dilap.	No running water or dilap.	Total	Persons per room		Number reporting	Average monthly rent (dollars)	Number reporting	Average value (dollars)	
											Number reporting	1.51 or more					Occupied by non-white
10-4	5	45	14	30		1	45	12	8	44	44		29	39.62	8	8.187	
	6	21	2	18	1		21	16	6	20	20		19	39.84	2		
	7	41	22	19			41	9		41	41		19	44.68	19	7.473	
	8	35	26	9			34	7		35	34	2	9	43.11	17	7.588	
	9	22	13	9			22	1		22	22		9	51.66	13	10.615	
	10	10	4	6			10	3	1	10	10		6	26.00	3	7.000	
	11	50	23	25	1	1	48	8	1	48	48		24	37.62	20	9.100	
	12	50	25	16	7	2	47	16		41	41	7	22	49.81	23	9.095	
	13	15	12	3			15			15	15		3	38.33	10	10.200	
	14	18	14	4			18	1	1	18	18		4	32.00	11	10.181	
	15	12	9	2			11			11	10		2		7	10.571	
	16	47	33	12		2	47	8	3	45	45	2	12	39.33	28	7.242	
	17	22	13	8	1		22	1	1	21	21		8	42.87	11	6.818	
	18	4	1	2		1	4	3		3	3	1	1		1		
	19	16	2	14			16			16	16		14	24.78	1		
	20	32	28	4			32			32	32		4	55.25	24	12.791	
	21	33	29	4			33	3	1	33	33		4	50.00	26	13.596	
	10-5	1	41	24	15	1	1	41	14		39	39	1	15	33.26	19	5.915
		2	44	20	24			44	22	1	44	43	2	24	33.16	13	5.192
		3	52	31	21			50	17	1	52	51	2	21	41.66	19	7.394
		4	62	25	36		1	60	18	6	61	61	3	35	36.62	16	6.056
5		49	21	27	1		43	23	3	48	48	6	27	56.33	13	4.153	
6		48	30	17		1	45	16		47	45	1	16	38.75	19	6.605	
7		52	16	34	1	1	50	17	2	50	50	2	32	33.75	8	7.250	
8		92	29	63			91	49		92	92		59	41.62	11	9.727	
9		86	23	61	2		85	45	1	84	80	10	56	37.46	12	5.408	
10		54	17	37			51	29		54	54	6	37	35.89	5	4.440	
11		52	18	34			52	23		52	52	3	34	35.70	10	6.350	
12		61	26	34		1	60	27		60	60	2	34	39.35	15	5.420	
13		51	14	35	2		44	15	4	49	49		35	64.94	7	5.000	
14		50	28	22			46	13		50	50	1	20	46.50	23	5.982	
15		67	41	25		1	61	13	3	66	65		24	62.91	31	6.229	
16		48	28	20			47	16	1	48	47	1	20	35.15	20	5.750	
17		38	22	14		2	36	10	2	36	35		14	35.00	15	5.666	
18		55	31	24			53	17		55	53		22	26.18	27	5.111	
19		28	22	5		1	26	5		27	27	1	5	34.60	17	6.147	
20		22	16	6			21	8	2	22	22		6	25.83	12	5.291	
21		28	14	14			27	15	2	28	28		12	22.25	11	4.636	
22		25	13	12			25	4		25	25	1	12	28.66	12	5.000	
23		29	17	11	1		29	7		28	26		10	40.00	16	6.112	
24		86	49	37			86	29		86	86	1	35	36.68	36	5.458	
25		50	24	25		1	50	20	7	49	49	3	24	40.66	19	6.789	
26		49	19	30			49	14		49	49	2	19	32.62	13	6.807	
27		65	28	37			63	25	5	65	63	2	27	26.89	23	5.760	
28		47	20	27			42	24		47	47	2	20	32.89	23	4.860	
29		62	38	24			60	25	2	62	60		33	34.13	28	5.960	
30		62	25	37			60	25	2	62	60	3	33	35.42	15	12.560	
31		58	21	37			55	5		58	55	2	33	39.18	13	6.153	
32		22	8	14			22	8		22	22		12	25.66	5	5.100	
33		75	18	57			71	25	2	75	74	1	18	46.66	12	10.833	
34		70	23	47			70	17	1	70	70		23	38.41	12	5.776	
35		87	32	52	1	2	86	40	13	84	83		33	29.60	13	7.576	
36		23	17	6			21	7		23	22		6	38.70	23	6.869	
37		1												27.16	16	5.500	
38		54	32	21	1		50	15	3	53	53	3	20	31.30	23	5.117	
39		45	32	12	1		42	8	2	44	44	1	10	33.00	27	6.500	
40		54	22	31	1		54	21	3	53	53		28	34.85	18	8.333	
41	34	21	13			34	8	1	34	34	1	12	30.75	18	7.222		
42	37	19	18			36	7		37	36		17	34.70	14	7.607		
43	16	13	2		1	16	6		15	15	1	2		12	6.375		
44	37	20	17			36	9		37	37	1	15	36.66	16	7.125		
10-6	1	57	23	33		1	56	29	1	56	56	6	32	44.56	14	6.542	
	2	78	28	49		1	78	45	1	77	77	5	48	45.12	15	8.080	
	3	28	7	18		3	27	18		25	24	8	17	55.82	6	7.050	
	6	3		3			3	3	3	3	3		3	19.00			
	7	28	6	21		1	27	23		27	27	5	20	48.35	3	3.700	
	8	58	14	43		1	53	38	1	57	53	12	39	34.76	7	4.842	
	9	30	13	17			29	15	2	30	29	6	15	40.86	10	4.640	
	10	34	11	23			33	19	6	34	34	7	23	29.52	8	4.537	
	11	41	19	22			39	18	1	41	40	3	18	35.05	13	4.576	
	12	58	10	45	3		57	34	19	55	54	5	47	27.04	3	4.333	
	13	44	11	32		1	43	19	4	43	43	8	32	38.59	7	5.742	
	14	45	8	36		1	45	38	10	44	44	2	35	33.71	4	5.325	
	15	115	26	86		2	115	73	19	112	112	26	84	36.85	15	3.966	
	16	67	25	41	1		66	31	1	64	64	3	40	45.77	14	5.178	
17	86	29	56		1	85	69	9	84	84		28	41.10	15	5.446		
18	46	24	22			45	19		46	46	3	22	40.95	16	6.137		
10-7	4	6		6		3	2		6	3		1					
	5	29	20	9		29	19	2	29	29		9	28.88	16	3.493		
	6	41	18	23		41	24		41	41	8	23	34.30	13	4.623		

¹For renter - occupied dwelling units and vacant nonseasonal not dilapidated units, for rent.
²For owner - occupied dwelling units and vacant nonseasonal not dilapidated units, for sale only.

HOUSING—BLOCK STATISTICS

Table 3.—CHARACTERISTICS OF HOUSING FOR CENSUS TRACTS, BY BLOCKS: 1950—Con.

Census tract	Block	All dwelling units by occupancy and tenure					All dwelling units by condition and plumbing facilities			Occupied dwelling units			Contract monthly rent ¹		Value ² of one-dwelling-unit structures		
		Total	Owner occupied	Renter occupied	Vacant non-seasonal not dilap., for rent or sale	Other vacant and non-resident	Number reporting	No private bath or dilap.	No running water or dilap.	Total	Persons per room		Occupied by non-white	Number reporting	Average monthly rent (dollars)	Number reporting	Average value (dollars)
											Number reporting	1.51 or more					
10-7	7	33	10	23					33	33	3	1	22	31.72	8	4,550	
	8	37	21	16					37	37	1		16	36.87	16	5,187	
	9	40	27	13					40	40	1		13	49.30	19	6,247	
	10	64	18	46					64	64	2	1	45	36.33	13	4,861	
	11	41	30	10	1			1	40	40	4		10	39.20	24	5,937	
	12	29	21	8					29	29			8	32.00	11	5,909	
	13	52	28	23		1			51	51	3		22	31.09	24	6,229	
	14	31	25	6					31	31			6	45.50	20	5,625	
	15	7	6	1					7	7			1		6	5,416	
	16	21	8	12		1			21	13	11		12	30.83	6	4,416	
	17	25	14	10	1				25	9			8	26.50	13	4,538	
	18	41	24	17					40	13			3	32.43	17	5,500	
	19	6	1	5					6				5	27.60	1		
	20	55	30	24	1				55	29	9		25	32.72	25	4,680	
	22	39	17	22					39	11			21	36.04	15	6,500	
	23	28	9	19					28	7			18	39.66	6	5,666	
	24	43	22	20	1				42	12	2		19	50.47	19	6,805	
	25	23	9	14					23	9			14	36.28	6	6,250	
	27	33	11	20	2				31	23	2		22	47.54	7	4,428	
	28	7	5	2					7	7			2		2		
	29	35	16	18		1			35	25	1		18	35.88	12	5,500	
	30	30	8	22					29	10	4		21	32.95	5	5,800	
	32	15	1	14					14	1	1		14	32.14			
	33	3	3	3					3	3			3	14.00			
	34	27	10	16	1				25	20	13		16	37.75	7	7,542	
	35	3	1	2					3	1	1		2		1		
	36	22	7	15					22	14	2		15	25.86	4	4,800	
	38	2							2								
	10-8	1	159	93	64		2		155	53	4		13	63	34.69	70	5,610
		2	57	16	40	1			57	34	16		5	40	42.25	8	7,500
		3	93	24	67	2			92	58			18	68	51.54	12	8,350
		4	81	24	56	1			80	32			7	55	41.85	8	7,000
		5	50	8	41	1			46	18			2	41	40.04	2	
		6	65	28	37				64	13			1	34	47.20	20	8,635
		7	91	36	55				90	35			4	53	44.35	22	7,636
		8	72	24	45	3			71	21	1		7	44	42.06	13	6,769
		9	84	36	44	4			84	21	3			42	33.14	22	6,945
		10	58	36	20	2			57	20			4	21	46.09	26	5,869
11		65	35	27	3			65	24	1			30	38.83	15	5,966	
12		61	20	39	2			61	19			4	41	43.82	9	8,000	
13		37	18	19				37	5				18	42.88	12	7,541	
14		47	20	27				47	14	1			26	43.73	11	7,500	
15		52	28	22	2			52	11			1	21	47.14	20	7,350	
16		81	52	27				81	23			2	27	38.70	41	6,804	
17		43	20	22	1			42	13	8			23	40.65	18	7,472	
18		27	14	13				27	10	3			12	35.16	8	7,175	
19		67	25	41		1		66	31	19			37	40.75	17	6,882	
20		21	15	6				21	5				5	27.80	12	6,833	
21		47	28	19				46	12				17	38.76	21	7,880	
22		66	25	39		2		66	35	2			35	32.82	16	7,125	
23		49	24	24	1			49	21	1			25	42.40	17	6,617	
27		56	31	24	1			56	17	1			24	31.00	21	6,714	
28		77	36	51				77	29				50	37.06	18	7,350	
29		110	33	70	1	1		110	26	1	108		4	43.37	22	8,000	
30		51	28	23	3			51			48		23	37.69	23	9,391	
31		51	28	22				51	6		51		20	44.80	22	8,045	
32		31	16	15				31	8		31		15	48.00	9	7,988	
33		9	2	7				9	5		9		1	34.71	1		
10-9		1	29	9	20			29	10	1			4	19	35.94	6	6,050
		2	19		6	1		19	7		18		2	6	29.83	12	5,308
		3	45	33	12			45	11		45		2	12	31.83	25	6,188
	4	7	3	4			7	3	2		7		3	38.00	2		
	5	12	6	6			12	7		12			6	26.50	3	4,833	
	6	38	23	13		2		38	11		36		13	29.46	19	5,878	
	7	34	20	14			33	15		34	33	1	9	45.66	15	6,366	
	8	59	34	25			58	26	2		59	8	22	39.18	31	6,280	
	9	35	22	12		1		33	7		34		11	29.54	19	7,000	
	10	50	22	26			49	15	2		50		25	32.96	16	6,193	
	11	28	18	9	1		28	11		27	27	1	10	35.30	14	6,250	
	12	26	18	8			26	8	2	26	26		8	49.50	14	7,692	
	13	18	14	4			18	5		18	17	1	4	27.50	13	6,300	
	14	23	8	15			22	10		23	23	1	14	20.07	7	5,000	
	15	51	33	18			51	12		51	49		18	33.61	27	6,540	
	16	31	15	14	2		30	10		29	28	1	13	39.07	12	6,416	
	17	26	14	12			26	7		26	26		11	31.72	12	7,583	
	18	69	41	27	1		69	15		68	68	1	24	39.75	29	6,893	
	19	32	23	9			32	12	3	32	32	1	8	29.12	21	6,357	
	20	30	19	11			29	7		30	30	1	10	32.10	16	6,718	
	21	39	26	12	1		37	6	2	38	38	4	12	30.91	20	6,525	
	22	31	18	12	1		31	4	1	30	30		9	35.44	14	6,357	
	23	28	23	5			27	3		28	28		4	54.75	20	7,530	
	24	24	14	9	1		24			23	23		9	39.22	12	7,625	
	25	21	11	9		1	21	3		20	20		9	38.88	6	8,383	

¹For renter - occupied dwelling units and vacant nonseasonal not dilapidated units, for rent.
²For owner - occupied dwelling units and vacant nonseasonal not dilapidated units, for sale only.

Table 3.—CHARACTERISTICS OF HOUSING FOR CENSUS TRACTS, BY BLOCKS: 1950—Con.

Census tract	Block	All dwelling units by occupancy and tenure					All dwelling units by condition and plumbing facilities			Occupied dwelling units			Contract monthly rent ¹		Value ² of one-dwelling-unit structures	
		Total	Owner occupied	Renter occupied	Vacant non-seasonal not dilap., for rent or sale	Other vacant and non-resident	Number reporting	No private bath or dilap.	No running water or dilap.	Total	Persons per room		Number reporting	Average monthly rent (dollars)	Number reporting	Average value (dollars)
											Number reporting	1.51 or more				
10-9	26	28	15	13		28	2		28	28		13	413.0	11	7,545	
	27	29	12	17		29	5		29	29		14	340.0	7	8,628	
	28	20	10	10		19	4	1	20	20		10	399.0	8	8,875	
	29	14	12	2		13	2		14	14		2		9	7,277	
	30	25	7	18		25	2		25	25	1	18	365.0	4	10,750	
	31	24	16	7	1	24	6		23	23		7	410.0	11	6,590	
	32	12	5	7		12	2		12	12		7	507.1	5	7,600	
	33	87	48	38	1	87	2	4	86	86		37	371.8	41	6,597	
	34	31	23	8		31	2		31	31		8	373.7	22	8,468	
	35	8	7	1		8			8	8		1		6	8,550	
	36	24	16	7		24	6		23	23	1	7	337.1	12	10,291	
	38	78	54	23		78	5	5	77	77	2	21	402.8	46	9,804	
	40	38	26	10	1	38	4		36	36		10	387.0	19	8,868	
	41	19	14	5		19	1		19	19		5	314.0	9	8,777	
	42	49	35	13		49	7		48	48		13	457.6	25	9,348	
10-10	1	34	24	10		34	8		34	34		7	351.4	15	6,340	
	2	55	41	14		55	10	5	55	54	1	12	356.6	39	8,779	
	3	43	27	16		43	28	1	43	43		14	267.1	14	5,607	
	4	8	3	5		8	5		8	8		5	338.0	3	6,000	
	5	33	25	7	1	32	12		32	32		7	281.4	21	5,928	
	6	40	27	13		40	5		40	40	2	12	361.6	20	5,400	
	7	53	25	26	1	52	10		51	51		27	311.8	20	6,450	
	8	55	33	22	1	55	21	5	55	55		21	387.6	27	5,540	
	9	73	28	41	1	71	27	4	69	69	4	40	457.7	15	6,113	
	10	45	20	25	1	45	22	6	45	45	5	24	388.3	14	5,535	
	11	21	10	11		21	14	1	21	20	1	11	254.5	8	5,300	
	13	36	18	18		36	9		36	34	2	16	435.0	11	7,090	
	14	17	11	5		17	9	3	16	16		5	208.0	10	5,950	
	15	51	29	22		49	11	2	51	50		20	369.0	24	7,191	
	16	48	32	15	1	48	11	2	47	47	3	14	319.2	30	5,786	
	17	34	26	8		34	10	1	34	34		8	436.2	23	5,956	
	18	17	12	5		17	4		17	17		5	242.0	9	6,333	
	19	36	25	11		36	7		36	36		11	430.9	21	9,047	
	20	36	28	8		36	8		36	36		8	487.5	23	8,756	
	21	38	29	9		38	8	1	38	38		9	443.3	21	8,928	
	22	29	21	8		29	13	1	29	29	2	8	436.2	17	6,147	
	23	14	2	12		14	3	3	14	14	1	12	255.0	2		
	24	13	8	11		13	5		13	13		10	392.0	5	3,880	
	25	35	28	7		35	8	4	35	35		26	450.0	5	5,546	
	26	49	23	26		44	9	7	49	48	3	25	428.0	13	5,428	
	27	19	11	8		19	7		19	19		7	472.8	7	18,428	
	28	28	22	6		28	6		28	28		5	440.0	22	8,459	
	29	30	25	5		30	6		30	30		5	320.0	22	9,000	
	30	43	35	8		43	2		43	43		8	343.7	28	8,392	
	31	58	32	26		54	2		58	58	1	24	501.2	24	9,437	
	32	41	36	5		40	2		41	41		4	642.5	31	9,693	
33	25	21	4		25	1		25	25		4	477.5	21	8,285		
34	38	21	16	1	38	1	1	37	37	2	15	447.3	18	8,500		
35	54	29	24	1	52	3		53	52		24	464.5	20	9,230		
36	33	22	11		33	3	1	33	33		12	404.4	21	9,214		
37	38	24	13	1	37	3		37	37		9	461.6	20	9,350		
38	28	20	8		28	3		28	28		8	426.2	18	8,194		
39	31	26	5		30	3		31	31		5	556.0	21	8,476		
40	22	13	8		22	2		21	21		8	373.7	9	7,611		
41	38	26	11		38	1		37	37		10	445.0	22	9,090		
42	70	45	25		70	5		70	57		24	419.5	35	7,857		
43	41	24	17		41	3		41	41		15	342.6	18	7,600		
11-1	4	6		6		6	5		6	6	2	6	213.3			
	7	9		9	1	9	2	1	8	8	2	1	6	721.6	2	
	8	2	3	5		2	9		2	11	2	3	192.8	3	5,166	
	9	11	4	7		10	6		10	10	1	2		5	5,680	
	10	10	7	3		9	6		10	10		1		5	3,982	
	11	83	41	40		73	53	7	81	80	15	62	283.5	35	3,378	
	12	29	14	15		29	25	5	29	29	4	28	209.0	14	3,111	
	13	23	11	12		23	12		23	23	3	18	283.3	9		
	15	1				1			1	1		2	6	221.6	9	3,666
	16	15	9	6		15	9	2	15	15	2	12	6	221.6	9	3,666
17	9	5	4		9	4	2	9	9		6	3	243.3	5	3,600	
18	58	33	25		58	14	2	58	57		1	24	365.0	28	6,064	
19	28	8	20		27	4		28	28		19	19	296.8	7	6,771	
20	8	3	5		8	4		8	8		5	330.0	2			
11-2	1	13	12	1		13	2		13	13	2	4	279.3	12	7,625	
	2	87	51	33	1	87	27	5	84	84	2	4	560.0	44	5,761	
	3	10	6	4		10			10	10		4		6	8,250	
	4	2				2			2	2		4		4	2,825	
	5	9	5	4		9	1	2	9	9		6	286.6	6	5,250	
	6	15	8	7		15	4	1	15	14		4	251.2	13	5,061	
	7	26	17	9		26	12	1	26	25	2	4	370.0	17	7,057	
	8	12	8	4		12	5		12	12	4	4		4	7,057	
	9	46	19	24	3	46	22	2	43	42	3	24	398.7	13	6,884	

¹For renter - occupied dwelling units and vacant nonseasonal not dilapidated units, for rent.
²For owner - occupied dwelling units and vacant nonseasonal not dilapidated units, for sale only.

HOUSING—BLOCK STATISTICS

Table 3.—CHARACTERISTICS OF HOUSING FOR CENSUS TRACTS, BY BLOCKS: 1950—Con.

Census tract	Block	All dwelling units by occupancy and tenure					All dwelling units by condition and plumbing facilities			Occupied dwelling units			Contract monthly rent ¹		Value ² of one-dwelling-unit structures	
		Total	Owner occupied	Renter occupied	Vacant non-seasonal not dilap., for rent or sale	Other vacant and non-resident	Number reporting	No private bath or dilap.	No running water or dilap.	Total	Persons per room	Occupied by non-white	Number reporting	Average monthly rent (dollars)	Number reporting	Average value (dollars)
11-2	10	42	16	25	1	41	18	4	41	39	4	25	3 4.68	13	6 253	
	11	44	22	22		43	11	6	44	43		19	29.89	11	7 181	
	12	45	18	27		45	17	1	45	43	4	25	30.40	15	5 766	
	13	22	6	16		22	16	3	22	21	2	16	31.62	3	4 333	
	14	19	12	7		19	4		19	18		2	28.15	11	6 818	
	15	35	24	10		35	5		34	33	1	9	44.88	18	6 922	
	16	33	22	11		33	4		33	33		11	31.90	19	5 857	
	17	29	22	7		29	5		29	29	3	6	40.50	19	8 410	
	18	64	47	17		64	2		64	64		17	43.76	42	8 773	
	19	55	31	23	1	55	12	1	54	53		22	38.04	22	8 354	
	20	49	34	14	1	46	10	1	48	46	1	14	52.85	27	7 829	
	21	42	30	11	1	40	2		41	39		11	33.00	27	7 448	
	22	57	31	25		56	3		56	56	1	23	44.56	26	7 307	
	23	62	24	37		60	10	3	61	58	1	36	47.13	15	8 333	
	24	38	27	10		38	1		37	36		9	50.66	19	7 684	
	25	42	15	24	2	41	1		39	39		25	34.64	9	8 222	
	26	23	12	10		23	1		22	21		10	41.60	8	10 375	
	27	35	22	13		35	1		35	35		11	39.63	19	8 000	
	28	53	27	26		53	10	1	53	53	1	25	38.76	13	6 276	
	29	46	32	13	1	46	11	3	45	43		13	37.84	27	6 870	
	30	43	32	11		42			43	43		10	37.00	27	7 574	
	31	50	35	15		48	7		50	49		12	33.25	33	7 418	
	32	37	28	9		37			37	37		9	42.11	26	7 961	
	33	47	29	18		47	1		47	47		17	40.76	25	8 060	
	34	47	35	12		47	3		47	47		12	35.33	25	7 272	
	35	36	23	13		36	13		36	36	1	13	39.92	18	6 216	
	36	2	2			2			2	2						
	37	20	15	5		20	5		20	20		4	31.25	14	6 342	
	38	36	15	21		36	6		36	36		19	36.52	10	7 700	
	39	39	17	22		39	13	2	39	39		21	33.95	11	8 081	
	40	33	19	10		33	6		29	29		9	34.66	17	7 264	
	41	44	30	14		44	16		44	44		14	35.00	20	6 365	
	42	14	12	2		13			14	13		2	2	11	8 136	
	43	58	34	23		57	7		57	56	2	22	59.18	31	8 267	
	44	19	11	8		19			19	19		7	45.00	8	8 687	
	45	7	5	2		7	2		7	7		2	4	4	7 875	
	46	19	9	9		19	2		18	18		9	40.33	5	10 300	
	47	72	44	27	1	72	12		71	71	2	25	35.96	33	7 460	
	48	40	25	15	1	40	8		40	40	1	14	44.38	16	7 281	
	49	43	23	20		43	23		43	43	1	19	36.84	15	6 233	
	50	36	23	12		36	4		35	35		12	54.41	17	10 500	
	51	32	9	23		32	15		32	30	2	21	45.33	1		
	52	17	5	10	2	17	4		15	15		11	59.09	1		
	53	38	15	23		38	7		38	38		22	42.04	9	8 255	
	54	40	15	25		40	13		40	40	3	24	42.70	10	9 100	
	55	25	19	6		25	4		25	25		6	58.33	14	8 750	
	56	55	31	24		55	16		55	55	4	23	46.30	28	8 567	
	58	45	20	25		45	9		45	45		25	41.64	11	8 454	
	59	50	28	22		50	12		50	50	2	22	41.31	23	8 856	
	60	13	12	1		13			13	13		1		11	7 445	
	61	27	16	11		27			27	27		11	32.36	15	7 933	
	11-3	2	2													
		3	13	13			13			13	13				12	9 375
		7	3	2			3			2	2				2	
		8	2													
		9	5	2	3		5	3	1	5	5	1	3	27.33	2	
		10	28	7	21		26	24	9	28	28		20	21.45	6	3 116
		11	15	15			15			15	15	2	8	20	15	9 700
		12	14	10	4		14			14	14		4	46.75	10	10 100
		14	10	10			10			10	10				10	12 300
19		1														
22		10	2		8	10			2	2				3	8 233	
25		11	3		8	11			3	3				3	12 000	
26		17	16	1		15			17	15				15	10 600	
27	13	11	1	1	13			12	12				11	9 272		
28	95	68	26		91	5		94	91		1	42.56	17	9 512		
29	36	30	5	1	36			35	35		23	45.20	30	7 466		
30	27	22	5	1	27			27	27		5	50.75	19	9 842		
31	21	18	2		21			20	20		4		17	10 437		
32	24	17	7		24	1		24	24		2	56.71	17	10 500		
33	15	14	1		15			14	14		7		14	14 000		
34	5	4	1		5			5	5		1		4	15 750		
11-4	1	6	6			6			6	6				6	13 466	
	2	11	8	2	1	11			10	10		2		3	13 437	
	3	14	13	1		14	2		14	14		1		3	11 666	
	4	30	26	4		30			30	30	1		5 500	25	10 464	
	5	21	20	1		21			21	21		1		20	10 865	
	6	51	28	18	5	51			46	46		18	6 766	24	10 454	
	7	37	28	9		36			37	37	1	9	37.66	27	12 651	
	8	26	22	4		26			26	26		4	37.75	22	10 386	
	9	34	23	10	1	33	1		33	33	1	10	45.90	21	9 523	
	10	25	19	4	1	24			23	23		4	58.25	18	11 638	

¹For renter - occupied dwelling units and vacant nonseasonal not dilapidated units, for rent.
²For owner - occupied dwelling units and vacant nonseasonal not dilapidated units, for sale only.

Table 3.—CHARACTERISTICS OF HOUSING FOR CENSUS TRACTS, BY BLOCKS: 1950—Con.

Census tract	Block	All dwelling units by occupancy and tenure					All dwelling units by condition and plumbing facilities			Occupied dwelling units			Contract monthly rent ¹		Value ² of one-dwelling-unit structures	
		Total	Owner occupied	Renter occupied	Vacant non-seasonal not dilap., for rent or sale	Other vacant and non-resident	Number reporting	No private bath or dilap.	No running water or dilap.	Total	Persons per room		Number reporting	Average monthly rent (dollars)	Number reporting	Average value (dollars)
											Number reporting	1.51 or more				
11-4	11	20	16	3	1	20			19	19		3	49.33	16	11,187	
	12	19	18	1		19			19	19		1		18	14,472	
	13	3	2	1		3			3	3		1		2		
	15	5	5			5			5	5				5	14,300	
	17	10	9	1		10			10	10		1		8	10,500	
	18	9	8	1		9	1	1	9	9		1		8	7,975	
	19	1														
	20	18	17	1		16	1		18	17				16	7,437	
	21	18	16	2		18	1		18	18		2		15	9,600	
	22	37	19	18		34	7		37	35		17	42.47	15	9,933	
	23	17	12	5		17			17	17		5	47.00	12	8,708	
	24	23	24		3	28	1		26	26	1	1		24	10,791	
	25	23	24		2	21			21	21		5	51.60	14	13,464	
	26	6	6		2	6			6	6		14	72.64	44	12,420	
	27	24	15	9		24			24	24		9	60.55	15	12,233	
	28	14	14			14			14	14		14	16.642	14	16,642	
	29	9	8	66	22	96			74	74	1	87	72.33	8	11,250	
	30	9	9			9			9	9				9	11,333	
	31	9	9			9			9	9				9	11,333	
	32	14	14			14			14	14				14	11,500	
	33	18	17			18			18	18				17	9,352	
	34	17	12	4		17			16	16		4	48.75	12	8,833	
	35	4	2	1	1	4			3	3		1		3	8,166	
	36	10	9			10			10	10		2		5	9,400	
	37	20	19			20			19	19				19	10,236	
	38	20	19		1	20			20	20		1		19	12,000	
	39	11	10			11			11	11		1		10	11,200	
	40	14	13			14			14	14		1		13	11,423	
	42	35	33			35			35	35		3	60.00	31	11,822	
	43	38	34			38			38	38		4	51.75	32	9,296	
	11-5	1	7	7		7			7	7					7	8,857
		2	27	24		27	1		26	26	1	1		22	8,477	
		3	29	19	2	1	29			29	29		9	37.55	15	8,913
		4	25	12	10	1	25			24	24		12	42.58	10	9,580
		5	10	10			10			10	10		1		8	10,187
6		23	19	4	1	23			22	22		4	40.00	17	7,782	
7		40	33	4	1	40			40	40		9	47.22	26	8,780	
8		37	33	1		37			37	37		14	47.14	22	9,181	
9		37	33	1	1	37			36	36		10	46.20	22	8,609	
10		34	30	4		34		2	34	34		4	35.00	23	9,347	
11		22	21		1	22			22	22		1		19	8,710	
13		21	21			21			21	21		6	39.33	13	8,038	
14		32	32			32	1		35	35		5	58.00	28	8,671	
15		32	32			32	1		32	32		10	38.30	16	8,406	
16		32	32			32	3		32	32	1	5	40.60	19	7,966	
17		22	22			22		1	22	22		1		19	9,184	
18		1	1			1		1	1	1				14	8,714	
19	5	5			5			5	5				5	8,800		
20	5	5			5			5	5				5	9,700		
21	1				1			1	1							
11-6	1	22	13	9		21	2	1	22	22		7	53.14	10	7,100	
	2	48	43	5		48	3		48	48		4	73.75	39	9,812	
	3	3	3			3			3	3			3	10,500		
	4	39	39			39	1		39	39		10	61.80	21	8,085	
	5	36	36			36	3		34	33		17	42.58	30	11,743	
	6	39	39			39	2		39	39		11	43.18	24	8,191	
	7	22	22			22			22	22		8	61.50	13	9,423	
	8	30	30			30			30	30				29	10,496	
	9	70	70			70	2	1	68	68		12	46.41	46	9,495	
	21	33	27	14	2	33	5	3	33	33		6	38.66	23	10,317	
22	6				6			6	6		1		4	6,500		
23	13	9	4		13	6		13	13	1	1	40.00	5	5,500		
12-1	1	10	6	4		10	3	1	10	10	2	4	22.50	5	6,300	
	2	19	16	4		19	1		19	19	1	3	56.00	14	8,392	
	3	8	4	4		8			8	8		4	25.50	3	7,166	
	4	50	31	19		50	5		49	49		17	38.05	20	7,200	
	5	22	16	6		22	3		22	22		6	33.83	14	6,264	
	6	18	18			18			18	18		4	54.50	12	8,588	
	7	20	19	1		20	4		19	19		5	43.00	10	8,283	
	8	23	23			23	2		23	23		6	46.16	13	8,653	
	9	23	23			23	5		23	23		7	60.42	8	6,237	
	11	26	26			26	1	1	26	24		6	40.33	19	11,294	
	12	36	36			36	3		36	36		2		32	12,237	
	13	31	31			31	1		31	31		4	41.25	25	9,908	
	14	35	35			35			35	35		3	33.00	30	9,963	
	15	35	35			35			35	35		4	50.00	30	10,063	
16	37	37			37	2		37	37		5	53.60	29	10,586		
17	20	20			20			20	20		3	50.33	16	11,475		
18	26	26			26			26	26		3	50.33	24	11,583		
19	17	17			17			17	17		2		16	10,750		
20	21	21			21			21	21				20	11,000		

¹For renter - occupied dwelling units and vacant nonseasonal not dilapidated units, for rent.
²For owner - occupied dwelling units and vacant nonseasonal not dilapidated units, for sale only.

HOUSING—BLOCK STATISTICS

Table 3.—CHARACTERISTICS OF HOUSING FOR CENSUS TRACTS, BY BLOCKS: 1950—Con.

Census tract	Block	All dwelling units by occupancy and tenure					All dwelling units by condition and plumbing facilities			Occupied dwelling units			Contract monthly rent ¹		Value ² of one-dwelling-unit structures		
		Total	Owner occupied	Renter occupied	Vacant non-seasonal not dilap., for rent or sale	Other vacant and non-resident	Number reporting	No private bath or dilap.	No running water or dilap.	Total	Persons per room		Occupied by non-white	Number reporting	Average monthly rent (dollars)	Number reporting	Average value (dollars)
											Number reporting	1.51 or more					
12-1	21	22	21	1		22			22	22	1				20	10,910	
	22	23	20	1		23	3		23	23	1				19	10,252	
	23	27	24	1		27	2		27	27	1				24	10,770	
	24	25	26			25			25	25				53.25	24	11,000	
	25	26	26			26			26	26	1				26	11,173	
	26	41	38	3		41			41	41				32.66	22	9,295	
	27	22	25	1		22			22	22					3	8,000	
	28	15	10	5		15			15	15					24	12,291	
	29	19	13	6		18			19	19					9	13,111	
	30	19	13	6		18			19	19					9	10,500	
	31	32	18	13		32	2		31	31				45.00	13	11,384	
	32	10	9	1		9			10	10					9	14,222	
	12-2	1	21	17	4		21			21	19				4	16	12,175
		2	18	16	2		18			18	18				2	13	9,600
		3	20	18	2		20			20	20				4	14	11,071
4		8	6	2		8			8	8				2	4	8,750	
5		19	11	8		19	3		19	19				5	9	9,722	
6		44	34	10		44	4		44	44				5	11	33,800	
7		49	37	12		49	4		49	49				14	25	37,355	
8		55	46	9		55	3		55	55				7	35	40,577	
9		50	27	23		50	4		50	50	1			23	35	9,885	
10		43	36	7		41	1	2	43	42				7	16	4,878	
11		36	27	9	1	36		2	35	35	1			7	21	10,438	
12		22	22			22		1	22	22			1	12	29	6,558	
13		22	22			22			22	22				2	32	9,696	
14		22	22			22			22	22				4	21	9,880	
15		11	10	1		11		4	16	16				6	9	9,555	
16		27	27			27		2	27	27				5	18	39,800	
17		47	40	7		47		5	20	20				5	9	43,800	
18		48	48			48		5	46	46	1			6	35	10,000	
19		21	21			21		2	21	21				2	3	10,017	
20		21	21			21		5	21	21				6	3	9,333	
21		24	22	2		24		1	24	24				2	19	14,884	
22		20	15	5		20		2	19	19				7	18	9,550	
23		33	33			33		1	33	33	1			6	28	10,107	
24		27	27			27		1	27	27				6	25	8,980	
25		22	22			22		3	22	22				4	18	8,805	
26		18	18			18		3	18	18				4	32	10,825	
27		18	18			18		3	18	18				4	15	10,666	
28		15	15			15		2	15	15				3	18	10,877	
29		7	6	1		7		2	7	7				2	15	10,166	
30		4	2	2		4		1	4	4	2			2	2	5,666	
31		34	32	2		34			34	34	1			2	27	9,596	
32		45	30	15		45		6	43	43				6	28	10,500	
33		47	35	12		47		7	47	47				12	29	9,588	
34		34	30	4		34		1	34	34	1			1	28	9,588	
35		23	19	4		23		3	23	23				4	19	10,368	
36		37	30	7		37		2	37	37				4	19	10,368	
37		28	22	6		28		2	28	28	1			7	26	10,969	
38		20	15	5		20		3	20	20				5	21	9,880	
39		29	23	6		29		3	29	29				5	14	10,671	
40		29	23	6		29		3	29	29				4	22	8,518	
41		20	14	6		20		1	20	20				6	13	7,669	
42		20	14	6		20		1	20	20				6	13	10,461	
43		20	14	6		20		1	20	20				5	12	9,125	
44		17	11	6		17		1	17	17				5	10	9,200	
45		19	16	3		19		1	19	19				3	14	9,357	
46	22	15	7		22		1	22	22				3	12	9,000		
47	19	15	4		19		1	19	19				3	14	11,214		
48	50	31	19		50	17		50	50	2			18	20	10,525		
12-3	1	3	3			3			3	3					1		
	2	16	14	2		15			16	15				2	13	10,476	
	3	21	17	4		20			20	19				3	16	10,937	
	4	20	18	2		20			20	20				3	20	11,350	
	5	27	24	3		27			27	27				5	14	11,585	
	6	42	33	9		42	3		42	42	1			12	10	11,400	
	7	44	34	10		44	7		44	44				3	24	12,083	
	8	55	42	13		55	3		55	55				7	19	11,588	
	9	34	24	10		34			34	34				3	19	11,588	
	10	9	8	1		9		3	9	9	2			12	7	7,042	
	11	5	3	2		5			5	5				2	2		
	12	24	10	14		24		1	24	24				14	9	9,944	
	13	12	10	2		12			12	12				2	10	8,950	
	14	17	15	2		17		1	17	17				1	13	10,538	
	15	15	13	2		15			15	15				2	12	9,125	
	16	22	19	3		22		1	22	22				1	19	11,710	
	17	11	10	1		11			11	11				2	8	11,562	
	18	21	17	4		21			21	21				1	16	10,937	
	19	15	11	4		15			15	15				4	10	12,800	
	20	5	5			5			5	5				4	4	14,375	
21	50	38	12		48			49	48				10	29	9,958		
22	33	27	6		32			33	32				5	24	11,645		

¹For renter - occupied dwelling units and vacant nonseasonal not dilapidated units, for rent.
²For owner - occupied dwelling units and vacant nonseasonal not dilapidated units, for sale only.

Table 3.—CHARACTERISTICS OF HOUSING FOR CENSUS TRACTS, BY BLOCKS: 1950—Con.

Census tract	Block	All dwelling units by occupancy and tenure					All dwelling units by condition and plumbing facilities			Occupied dwelling units			Contract monthly rent ¹		Value ² of one-dwelling-unit structures	
		Total	Owner occupied	Renter occupied	Vacant non-seasonal not dilap., for rent or sale	Other vacant and non-resident	Number reporting	No private bath or dilap.	No running water or dilap.	Total	Persons per room		Number reporting	Average monthly rent (dollars)	Number reporting	Average value (dollars)
											Number reporting	1.51 or more				
12-3	23	25	23	2		25			25	25		2		23	11034	
	24	25	23	2		25			25	25		2		22	11181	
	25	14	14			14			14	14				14	11442	
	26	32	30	2		30	1	3	32	32	1	1	5280	32	8425	
	27	16	16			16		1	16	16				15	8580	
	28	33	33			33			33	33	1	5	5280	33	8251	
	29	39	34	5		39			38	38		4	4725	33	9218	
	30	38	33	5		38			23	23		3	4466	28	10071	
	31	24	20	4	1	23			23	23		4	4466	19	10368	
	32	21	18	3		21			21	21		3	3500	18	10194	
	33	21	19	2		21			21	21		2		17	10882	
	34	27	26	1		27			27	27		1		22	11181	
	35	26	24	2		26			26	26		2		22	12863	
	36	30	30			30			30	30				22	11948	
	37	30	29	1		30			30	30	1	1		22	12464	
	38	32	29	3		32	3		31	31	1	2		26	10557	
	39	27	17	10		26			19	19	1	1	4000	16	10000	
	40	18	15	3		18			18	18		3	4083	14	9542	
	41	64	45	19		64	2	2	64	64		18	4083	45	9988	
	42	21	20	1		21			20	20				20	10380	
	43	3	1	2		3	2	2	3	3		2		1	12252	
	44	25	24	1		25			25	25		1	3780	19	10210	
	45	25	20	5		25			25	24	1	5	3780	19	10900	
	46	26	25	1		26			26	26		1	3733	24	10583	
	47	31	24	7		30			31	31	1	6	3733	24	10840	
	48	26	23	3	1	26			25	25		2		22	10951	
	49	33	33			33			33	33		1		31	11083	
	50	39	37	2		39	1	1	39	39		2	6350	36	11078	
	51	24	20	4		24			24	24		4	6350	20	9615	
	52	20	18	2		20			20	20				18	10872	
	53	22	22			22			22	22				22	9250	
	54	16	16			16			16	16				16	9062	
	55	23	23			23			23	23		1		22	8409	
	56	15	13	2		15			15	15		2		11	7753	
	57	26	25	1		26			26	26	1	1		11	9654	
	58	31	31			31			31	31				11	7845	
	59	35	32	3		35			33	33		1		11	10186	
	60	22	22			22			22	22		1		11	9383	
	61	28	24	4		28			25	25		1		11	10318	
	62	22	22			22			22	22		1		11	10318	
	63	33	32	1		33	1		33	33		1		11	10532	
	64	33	34			35			35	35		1	4150	33	11018	
	65	39	39			35			35	35		4	4150	30	11663	
	66	43	43			39			39	39		5	5233	34	10423	
	67	43	43			43			43	43	2	5	5233	29	11068	
	68	44	44			47	2		44	44		4	4750	31	10770	
	69	40	40			40			40	40	3	6	4700	33	9284	
	70	40	40			40			40	40		4	4700	49	9408	
	71	33	33			33			33	33		3	5189	3	8333	
	12-4	1	90	65	24	1	90	7	2	89	89		21	4414	61	9557
		2	50	34	13	2	50			47	47		12	3358	31	10170
		3	9	8	1		9			9	9		1		8	8125
12-5	1	37	32	4		37			36	36		4	4750	32	9850	
	2	27	24	3		27			27	27		2		24	9937	
	3	52	46	6		52			50	50		5	4700	40	10450	
	4	42	39	3		42			40	39		7	5400	30	10400	
	5	30	30			30			30	30		10	4140	18	10583	
	6	27	27			27	1	1	26	26		9	4000	11	13454	
	7	10	10			10		2	9	9		2		5	9700	
	8	20	18	2		20			20	20		2		16	10437	
	9	23	23			23			23	23		2		23	10217	
	10	19	19			19			19	19				17	10705	
	11	29	26	3		29	2	2	29	29		3	3600	25	9372	
	12	35	31	4		35		2	34	34		3	4833	29	9310	
	13	28	25	3		28			28	28		3	3566	25	10720	
	14	19	14	5		19			19	19	1	5	3900	14	10000	
	15	30	29	1		30			29	29		11	5363	15	10333	
	16	42	29	13		42		3	42	42		12	4691	26	9923	
	17	39	33	6		39	1	1	39	39		6	3583	31	9603	
	18	5	5			5			5	5				5	8800	
	19	19	8	11		19	9		9	9		1		6	7983	
	20	19	8	11		19	9		9	9		1		6	7983	
	21	56	45	10	1	55	5	5	55	55	1	11	5636	38	9000	
22	20	14	6		20			20	20		6	5166	14	10214		
23	23	20	3		22			23	23		2		18	9500		
24	48	36	12		48	2		48	48	1	12	3491	34	8735		
25	42	37	5		42			42	42		5	3600	35	10028		
26	24	24			24			24	23		7	4242	24	9562		
27	37	30	7		37			37	35		2		26	9615		
28	17	15	2		17			17	17		2		14	11085		
29	17	15	2		17			17	16		2		15	10013		
30	55	44	11		54	6		53	51	1	8	3937	41	8460		
31	57	43	14		57	1	1	57	57		12	5100	35	9991		

¹For renter - occupied dwelling units and vacant nonseasonal not dilapidated units, for rent.
²For owner - occupied dwelling units and vacant nonseasonal not dilapidated units, for sale only.

HOUSING—BLOCK STATISTICS

Table 3.—CHARACTERISTICS OF HOUSING FOR CENSUS TRACTS, BY BLOCKS: 1950—Con.

Census tract	Block	All dwelling units by occupancy and tenure					All dwelling units by condition and plumbing facilities			Occupied dwelling units			Contract monthly rent ¹		Value ² of one-dwelling-unit structures	
		Total	Owner occupied	Renter occupied	Vacant non-seasonal not dilap., for rent or sale	Other vacant and non-resident	Number reporting	No private bath or dilap.	No running water or dilap.	Total	Persons per room		Number reporting	Average monthly rent (dollars)	Number reporting	Average value (dollars)
											Number reporting	1.51 or more				
12-5	32	23	20	3		23			23	23		3	60.00	20	10,865	
	33	11	9	1	1	10			10	10		1		4	8,000	
12-6	1	4	2	1	1	4			3	3		1		2		
	2	10	9			10			9	9				9	9,200	
	3	18	17	1	1	18			18	18		1		16	7,468	
	4	16	14	2		16	2		16	16	1	2		14	15,500	
	5	16	13	3		16			16	16		3	90.00	12	8,916	
	6	14	12	2		14			14	14		2		11	7,527	
	7	23	22	1		23			23	23		1		22	10,500	
	8	45	29	11	5	45			40	40		10	36.00	28	11,178	
	9	14	12	1	1	14		1	13	13	1	1		11	8,236	
	10	17	12	4	1	17	2	1	16	16		3	47.66	11	7,954	
	11	15	12	3		15	1	1	15	15		2		12	6,400	
	12	4	3			4			4	4		3	35.00			
	13	8	8			8			8	8				8	6,812	
	14	4	3			4	2	2	3	3	1			3	5,400	
	16	1				1			1	1						
	17	5	5			5	1		5	5	1			5	6,200	
	18	17	14	3		17	2		17	17		3	31.66	14	6,871	
	19	21	20	1		21			21	21				19	8,600	
	20	14	10	4		14			14	14		2		10	9,300	
	21	44	42	2		44			44	44		2		42	9,559	
	22	37	34	3		37	2		37	37	1	3	32.33	33	10,439	
	23	59	55	4		59	4	1	59	59	1	4	34.25	53	8,801	
	24	21	20	1		21			21	21		1		20	10,335	
	25	22	20	2		22			22	22		2		19	10,147	
	26	18	17	1		18			18	18		1		17	10,000	
	27	21	21			21			21	21				19	8,852	
	28	20	19	1		20			20	20	1	1		18	22,527	
	29	9	9			9			9	9				9	19,944	
	31	88	81	7		87	7	5	84	84	1	3	29.33	79	9,093	
	32	13	11	2		13			13	13		2		11	9,818	
	33	25	20	5		25	3		25	24		5	48.50	16	9,150	
	34	22	21	1		22			22	22		1		19	10,026	
	35	22	17	5	2	22	1	1	20	20		2		16	8,125	
	36	4	3	1		4			4	4	1			2		
	37	7	6	1		7	2		7	7		1		5	7,440	
	38	24	24			24	1		24	24				24	8,800	
	39	24	22	2		24			24	24				21	9,419	
	40	29	27	2		29			29	29		2		27	9,433	
	41	10	5	5		10	2		10	10		2		27	9,433	
	42	34	26	8		34	3		34	34		5	42.00	3	8,000	
	43	24	18	6		24	1		24	24		6	42.50	18	9,427	
	44	41	37	4		41	4	1	41	41		4	29.75	34	8,882	
	45	25	23	2		25			25	24		2		22	10,545	
	46	27	23	4		27	2		27	27		4	36.75	22	9,568	
	47	27	25	2		27			27	26		2		24	10,116	
	48	12	11	1		12	1	1	12	12				11	9,772	
	49	2				2			2	2						
	50	13	12	1		13			13	12				12	9,916	
	51	17	17		1	17	1		17	17				16	10,312	
	52	22	20	2		22			22	22		2		20	9,415	
	53	25	22	3		25	1		25	24		3	42.66	21	10,538	
	54	18	13	5		18	2		18	18		5	38.60	13	9,753	
	55	28	23	5		28			28	28		5	58.00	21	14,928	
	56	20	18	2		20			20	20		2		17	10,029	
	57	17	14	3		17			17	15		1		11	10,818	
	58	30	25	5		30			30	29		4	42.50	21	9,676	
	59	25	25			25			25	25				25	13,340	
	60	25	23	2		25			25	23				23	13,669	
	61	28	25	3		28			28	28		3	58.33	23	10,813	
	62	27	23	4		27	1		26	26		3	50.00	20	10,575	
	63	20	18	2		20			20	20		2		15	16,600	
	64	8	6	2		8			8	6				8	12,062	
	65	13	12	1	2	13			13	13		1		12	9,291	
	66	21	20	1		21			21	21		1		20	10,475	
	67	15	13	2		15			15	15		2		13	9,830	
	68	12	11	1		12			12	12		1		7	9,857	
	69	16	15	1		16	2		16	16		1		13	10,923	
	70	18	17	1		18	1		18	18		1		16	11,093	
	71	27	24	3		27			26	26	1	1		22	10,272	
	72	30	22	8		30	1		29	29	1	6	37.66	20	10,600	
	73	23	21	2		23			23	23		2		21	10,223	
	74	26	24	2		26			26	26		2		24	10,583	
	75	26	22	4		26			26	26		4		22	10,386	
	76	24	18	6		24	1	1	23	23		4	38.00	17	9,882	
	77	5	4	1		5			5	5		1	41.25	3	9,666	
	78	6	6			6			6	6				3	12,416	
	79	5	5			5			5	5				5	11,800	
	80	8	8			8			8	8				8	8,900	
	81	7	5	2		7			7	7		2		5	9,300	
	82	17	13	4		17	1		16	16		2		13	9,153	
	83	20	18	2		20	1		20	20		2		18	8,888	
	84	8	8			8			8	8				8	10,187	

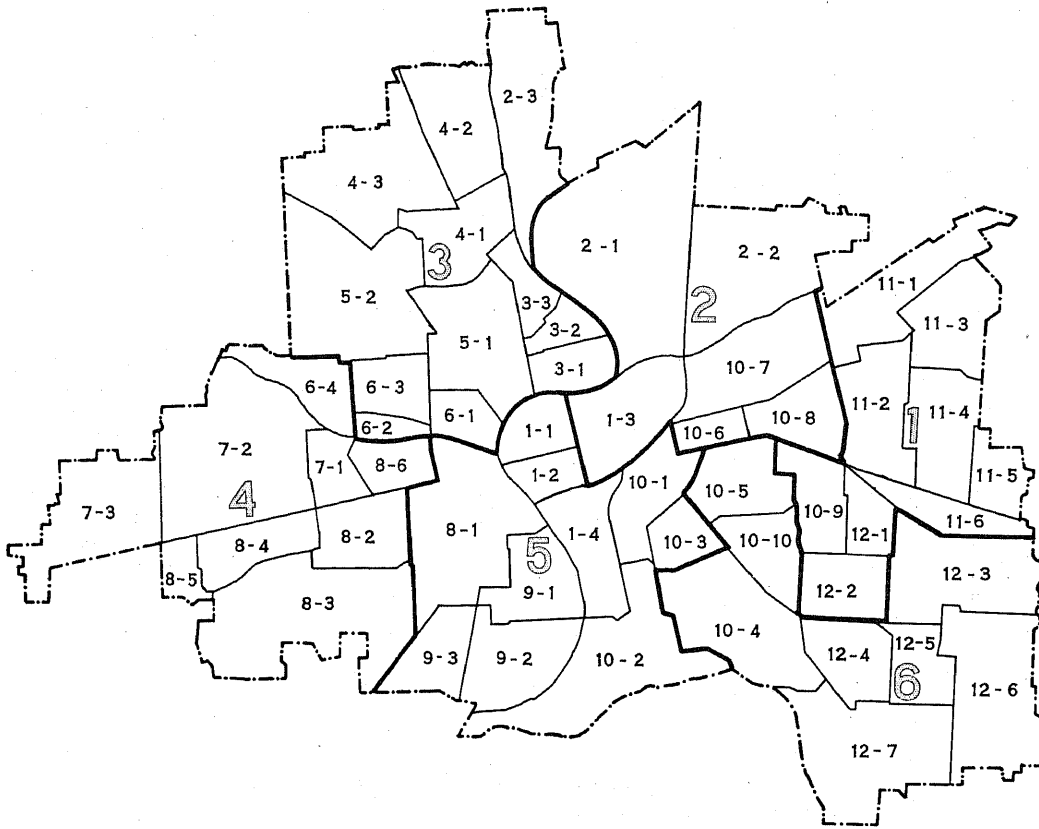
¹For renter - occupied dwelling units and vacant nonseasonal not dilapidated units, for rent.
²For owner - occupied dwelling units and vacant nonseasonal not dilapidated units, for sale only.

Table 3.—CHARACTERISTICS OF HOUSING FOR CENSUS TRACTS, BY BLOCKS: 1950—Con.

Census tract	Block	All dwelling units by occupancy and tenure					All dwelling units by condition and plumbing facilities			Occupied dwelling units			Contract monthly rent ¹		Value ² of one-dwelling-unit structures		
		Total	Owner occupied	Renter occupied	Vacant non-seasonal not dilap., for rent or sale	Other vacant and non-resident	Number reporting	No private bath or dilap.	No running water or dilap.	Total	Persons per room		Occupied by non-white	Number reporting	Average monthly rent (dollars)	Number reporting	Average value (dollars)
											Number reporting	1.51 or more					
12-6	85	11	11	2		11	2		11	11			2		11	10,300	
	86	7	5			7			7	7					5	9,980	
12-7	1	95	80	14	1	95	5	1	94	94	2		14	50.57	72	9,294	
	2	30	27	3		30			30	30			3	53.33	26	8,634	
	3	19	16	2		19			18	18			2		16	9,750	
	4	286	46	238		284	4	1	284	284	1	1	235	71.47	46	12,271	
	5	14	14			14			14	14					14	10,892	
	6	8	7	1		8			8	8				1	7	12,214	
	7	63	51	12		63			63	63			12	75.83	50	12,202	
	8	14	12	2		14			14	14			2		11	15,363	
	9	24	24			24			24	24					24	14,025	
	10	28	26	2		28			28	28			2		25	11,288	
	11	26	19	7		26			26	26			7	78.57	19	13,105	
	12	15	13	2		15			14	14			1		13	13,038	
	13	60	2	57	1	1			59	58	1		55	77.18			
	14	32	19	13		32			32	31			10	53.30	12	11,208	
	15	16	10	6		16		2	16	16			6	41.33	4	7,375	
	16	35	27	7	1	34			34	34			7	311.4	21	8,571	
	17	27	26	1		27		2	27	27			1		25	12,040	
	18	25	24	1		25			25	25			1		23	11,904	
	19	23	22	1		23		1	23	22			1		21	11,380	
	20	34	27	5	1	34		3	32	32			5	38.20	22	9,263	
	21	33	33			33			33	33	1		2		33	11,909	
	22	34	30	4		33		2	34	33			4	48.75	29	12,624	
	23	25	25			25			25	25					25	10,780	
	24	15	15			15			15	15					13	11,446	
	25	59	52	6		59			58	58			6	49.16	51	9,343	
	26	19	19			19			19	19					19	10,789	
	27	24	15	9		24		1	24	24			8	59.25	13	9,346	
	28	24	18	6		24		3	24	24			5	42.33	18	10,000	
	29	26	21	5		26			26	26			6	47.00	18	9,750	
	30	19	17	2		19		1	19	19	1		2		17	11,088	
	31	25	22	2	1	22		2	24	20					20	11,575	
	32	21	19	2		20		1	20	20			1		19	11,984	
	33	23	21	2		23			23	23			1		20	11,950	
	34	28	25	3		28			28	28			3	50.00	25	10,360	
	35	23	21	2		23			22	22			1		18	9,344	
	36	20	19	1		20			20	20			1		19	9,947	
	37	22	21	1		22			22	22			1		20	11,350	
	38	6	6			6			6	6					5	16,500	
	39	18	15	3		18			18	18			3	61.66	15	11,466	
	40	25	19	6		25			25	25			6	71.83	18	12,333	
	41	27	23	4		27			23	23			4	85.00	21	13,519	
	42	23	19	4	1	22			22	21			2		19	15,215	
	43	30	28	2		30		3	29	29			1		28	15,946	
	44	31	27	4		31		1	30	30			3	60.00	27	13,066	
	45	27	25	2		27		1	27	26			2		24	12,833	
	46	17	17			17			17	17					16	14,781	
	47	9	9			9			9	9					8	12,780	
	48	25	23	2		25		1	25	25			2		23	14,889	
49	11	10	1		11			10	10					9	15,277		
50	29	29			29			29	29					28	15,857		
51	20	19	1		20			20	20			1		19	15,894		
52	15	15			15			15	15					13	15,846		
53	17	17			17			17	17					17	20,235		
54	5	3	1		5			4	4			1		1			
55	13	13			13			13	13					13	18,846		
56	6	6			6		1	6	6					6	12,166		
57	7	6	1		7			7	7			3	36.66	3	7,833		
58	10	9	1		10			10	10			1		9	19,333		
59	15	15			15			15	15					15	15,666		
60	14	14			14			14	14					14	17,464		
61	21	21			21			21	21					21	18,333		
62	11	11			11			11	11					9	14,777		
63	17	17			17			17	15					17	13,764		
64	15	14	1		15			15	15			1		14	16,514		
65	13	13			13			13	13					13	16,346		
66	15	15			15			15	15					15	16,540		
67	8	8			8			8	8					8	16,937		
68	16	13	3	13	16			14	3			16	95.06	13	16,923		
69	14	13	1		14			14	14			1		18	15,444		
70	20	18	2		20			20	18			2		18	15,444		
71	27	26	1		27			26	26					26	14,788		
72	31	29	2		31			29	29					29	13,448		
73	24	23	1		24			24	22			1		23	12,673		
74	21	20	1		21			20	20					20	14,400		
75	16	14	2		16			15	15	1		1		14	12,500		
76	1	1			1			1	1					1			
77	8	8			8			8	8					8	14,500		
78	13	12	1		12			13	13					12	13,116		
79	17	17			17			17	17					17	14,411		
80	7	6	1		7			7	7			1		5	13,600		

¹For renter - occupied dwelling units and vacant nonseasonal not dilapidated units, for rent.
²For owner - occupied dwelling units and vacant nonseasonal not dilapidated units, for sale only.

DAYTON, OHIO, BY CENSUS TRACTS: 1950
KEY MAP



LEGEND
TRACT NUMBER 9
PART NUMBER 1

DAYTON, OHIO, BY CENSUS TRACTS AND BLOCKS: 1950

PART 1 OF 6 PARTS



DAYTON, OHIO, BY CENSUS TRACTS AND BLOCKS: 1950

PART 2 OF 6 PARTS



BLOCK NUMBERS
TRACT NUMBERS
TRACT BOUNDARIES

LEGEND

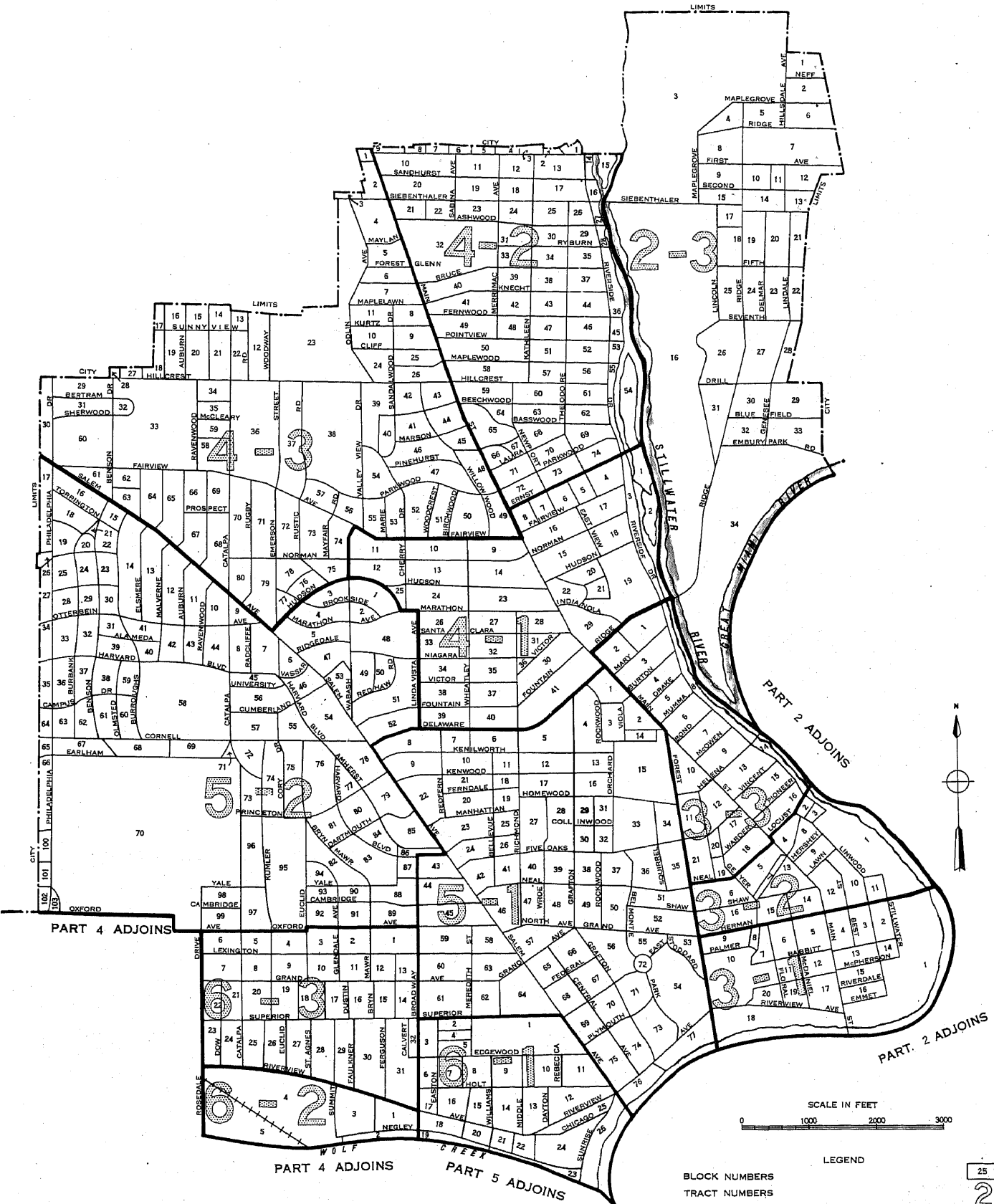
U.S. DEPARTMENT OF COMMERCE, BUREAU OF THE CENSUS

25

2

DAYTON, OHIO, BY CENSUS TRACTS AND BLOCKS: 1950

PART 3 OF 6 PARTS

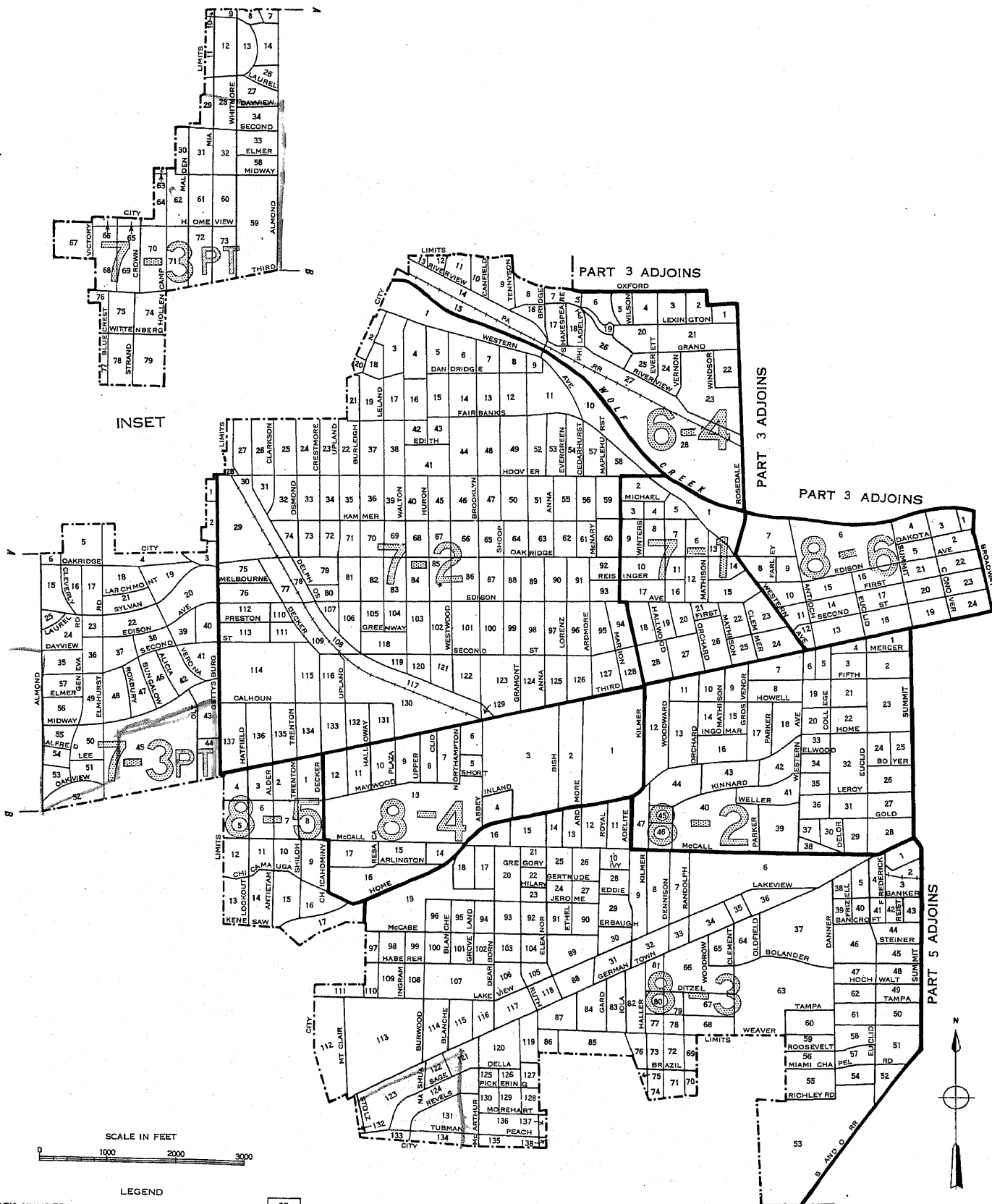


LEGEND

- BLOCK NUMBERS
- TRACT NUMBERS
- TRACT BOUNDARIES
- U.S. DEPARTMENT OF COMMERCE, BUREAU OF THE CENSUS

DAYTON, OHIO, BY CENSUS TRACTS AND BLOCKS: 1950

PART 4 OF 6 PARTS



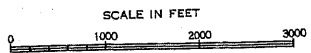
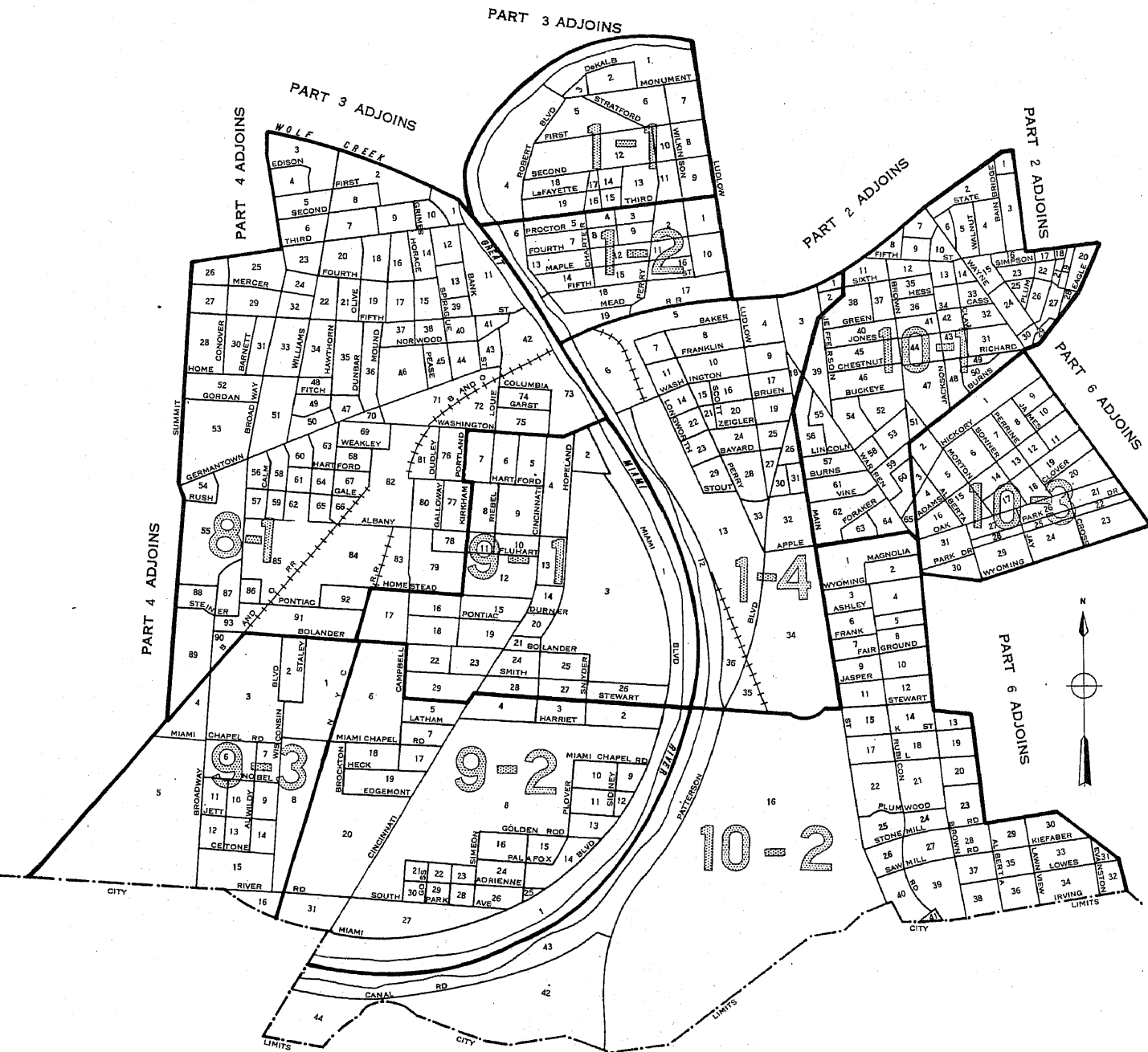
BLOCK NUMBERS
TRACT NUMBERS
TRACT BOUNDARIES
U.S. DEPARTMENT OF COMMERCE, BUREAU OF THE CENSUS

25

2

DAYTON, OHIO, BY CENSUS TRACTS AND BLOCKS: 1950

PART 5 OF 6 PARTS



LEGEND

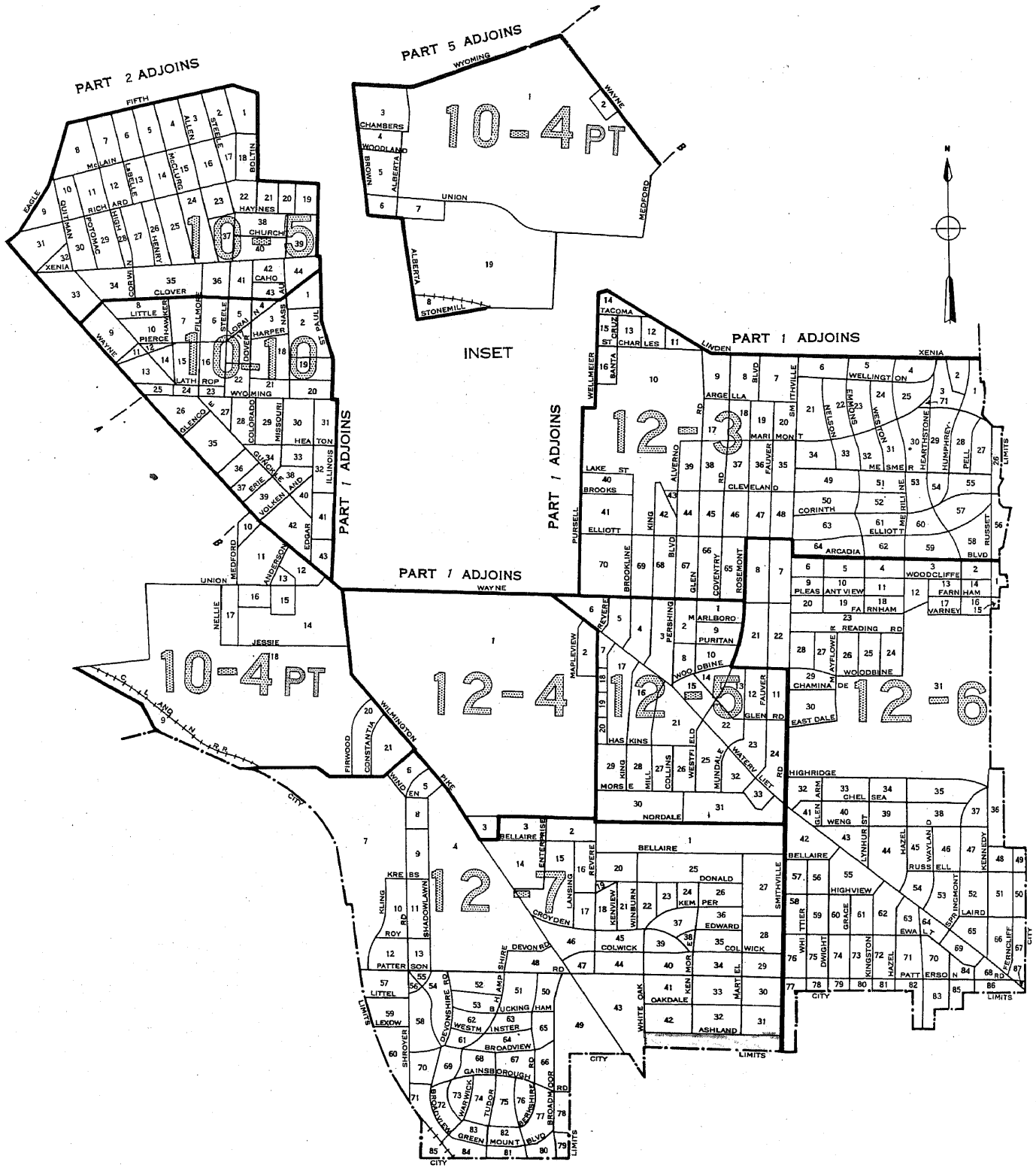
- BLOCK NUMBERS
- TRACT NUMBERS
- TRACT BOUNDARIES
- U.S. DEPARTMENT OF COMMERCE, BUREAU OF THE CENSUS

25

2

DAYTON, OHIO, BY CENSUS TRACTS AND BLOCKS: 1950

PART 6 OF 6 PARTS



SCALE IN FEET
0 1000 2000 3000

LEGEND


BLOCK NUMBERS
TRACT NUMBERS
TRACT BOUNDARIES

U.S. DEPARTMENT OF COMMERCE, BUREAU OF THE CENSUS

25
2

1950 UNITED STATES CENSUS OF HOUSING

U. S. DEPARTMENT OF COMMERCE • BUREAU OF THE CENSUS



DEARBORN, MICH. **BLOCK**
STATISTICS

U. S. CENSUS OF HOUSING: 1950

Volume:

- I. General Characteristics
 - II. Nonfarm Housing Characteristics
 - III. Farm Housing Characteristics
 - IV. Residential Financing
 - V. Block Statistics
- Housing statistics for census tracts are to be included in the Population reports on census tracts.

U. S. CENSUS OF POPULATION: 1950

Volume:

- I. Number of Inhabitants
 - II. Characteristics of the Population
- Succeeding volumes will cover the following subjects:
- Census Tracts, Nativity and Parentage, Nonwhite Population by Race, Persons of Spanish Surname, Institutional Population, Differential Fertility, Labor Force Characteristics, Occupation, Industry, Income, Internal Migration, Education, Characteristics of Families and Households.

ii

UNITED STATES CENSUS of HOUSING : 1950
U. S. DEPARTMENT OF COMMERCE BUREAU OF THE CENSUS
CHARLES SAWYER, Secretary ROY V. PEEL, Director



BLOCK STATISTICS


**DEARBORN
MICHIGAN**

*Prepared under the supervision of
Howard G. Brunzman, Chief
Population and Housing Division*

1950 HOUSING CENSUS REPORT
VOLUME V, PART 48

UNITED STATES GOVERNMENT PRINTING OFFICE 1951

BLOCKS • CENSUS TRACTS





BUREAU OF THE CENSUS

ROY V. PEEL, *Director*

A. ROSS ECKLER, *Deputy Director*
HOWARD C. GRIEVES, *Assistant Director*
CONRAD TAEUBER, *Assistant Director*
MORRIS H. HANSEN, *Assistant Director for Statistical Standards*
ROBERT Y. PHILLIPS, *Assistant Director for Operations*
CALVERT L. DEDRICK, *Coordinator, International Statistics*
FRANK R. WILSON, *Information Assistant to the Director*

Population and Housing Division—

HOWARD G. BRUNSMAN, *Chief*
WAYNE F. DAUGHERTY, *Assistant Chief for Housing*
ROBERT B. VOIGHT, *Assistant Chief for Operations*
HENRY S. SHRYOCK, JR., *Assistant Chief for Population*
EDWIN D. GOLDFIELD, *Program Coordinator*

Quality and Equipment Statistics—Robert C. Hamer, *Chief*
Inventory Statistics—Carl A. S. Coan, *Chief*
Developmental Programs—J. Hugh Rose, *Chief*
Residential Financing—Junia H. Honnold, *Chief*
Territories and Possessions—Joel Williams, *Chief*
Statistical Sampling—Joseph Steinberg, *Chief*
Statistical Procedure—Morton A. Meyer, *Chief*
Processing Operations—Milton D. Lieberman, *Chief*

Administrative Service Division—WALTER L. KEHRES, *Chief*
Agriculture Division—RAY HURLEY, *Chief*
Budget Officer—CHARLES H. ALEXANDER
Business Division—HARVEY KAILIN, *Acting Chief*
Field Division—LOWELL T. GALT, *Chief*
Foreign Trade Division—J. EDWARD ELY, *Chief*
Geography Division—CLARENCE E. BATSCHLET, *Chief*
Governments Division—ALLEN D. MANVEL, *Chief*
Industry Division—MAXWELL R. CONKLIN, *Chief*
Machine Tabulation Division—C. F. VAN AKEN, *Chief*
Personnel Division—HELEN D. ALMON, *Chief*

SUGGESTED IDENTIFICATION

U. S. Bureau of the Census. *U. S. Census of Housing: 1950. Vol. V, Block Statistics, Part 48.*
U. S. Government Printing Office, Washington, D. C., 1951.

For sale by the Superintendent of Documents, U. S. Government Printing Office, Washington 25, D. C.,
or any of the Field Offices of the Department of Commerce - Price 15 cents

PREFACE

This report presents statistics on characteristics of dwelling units by blocks for the city. The tabulations are based on data from the 1950 Census of Housing, taken as of April 1, 1950. Authorization for the 1950 Census of Housing as part of the Seventeenth Decennial Census was provided by the Housing Act of 1949, approved July 15, 1949.

The major portion of the information compiled from the 1950 Census of Housing appears in Volume I, *General Characteristics*; Volume II, *Nonfarm Housing Characteristics*; Volume III, *Farm Housing Characteristics*; Volume IV, *Residential Financing*; and Volume V, *Block Statistics*. Volume V consists of separate reports, issued as bulletins for each of the 209 cities which in 1940 or in a subsequent census had a population of 50,000 or more. These reports will not be bound into a single publication.

The subjects covered in both the 1950 and 1940 reports on characteristics of dwelling units by blocks are substantially similar.

This report was prepared under the direction of Howard G. Brunsman, Chief, Population and Housing Division, and Wayne F. Daugherty, Assistant Chief for Housing. Robert C. Hamer, Chief, Quality and Equipment Statistics Section, was in charge of coordinating the content and the format of the report with assistance from Carl A. S. Coan, Chief, Inventory Statistics Section; Floyd D. McNaughton, Chief, Equipment and Facilities Unit; Beulah Washabaugh, Chief, Tenure and Vacancy Unit; and Walter A. Hines. The compilation of the statistics was under the supervision of Robert B. Voight, Assistant Chief for Operations.

The collection of the information on which these statistics are based was under the supervision of Lowell T. Galt, Chief, Field Division. The geographic work, including the assignment of all block numbers and the preparation of maps, was under the supervision of Clarence E. Batschelet, Chief, Geography Division. The data were tabulated under the supervision of C. F. Van Aken, Chief, Machine Tabulation Division.

November 1951.

DEARBORN, MICH.

CONTENTS

INTRODUCTION

	Page		Page
General.....	1	Definitions and explanations—Continued	
Related reports.....	1	Condition and plumbing facilities.....	2
Census tracts.....	1	Persons per room.....	2
Use of data.....	1	Color of occupants.....	2
Comparability with 1940 Housing Census data.....	1	Contract monthly rent.....	2
Definitions and explanations.....	1	Value of one-dwelling-unit structures.....	2
Dwelling unit.....	1	Number reporting.....	2
Occupancy and tenure.....	2	Block identification.....	2

TABLES

	Page
Table 1.—Characteristics of housing for the city: 1950.....	3
Table 2.—Characteristics of housing by census tracts: 1950.....	3
Table 3.—Characteristics of housing for census tracts, by blocks: 1950.....	4

Map of city, by blocks, appears following last page of tables.

BLOCK STATISTICS

INTRODUCTION

GENERAL

Volume V of the Reports on Housing consists of a separate report for each of the 209 cities which in 1940, or in a subsequent census prior to 1950, had a population of 50,000 or more. Each report presents for the city, by blocks, tabulations for a limited number of subjects obtained in the Census of Housing. The subjects in these reports are similar to those in the block statistics supplements to Volume I of the reports of the 1940 Census of Housing. The subjects in this report present the number of dwelling units classified by occupancy and tenure, condition and plumbing facilities, persons per room, color of occupants, average contract monthly rent of renter-occupied and selected vacant units, and the average value of one-dwelling-unit owner-occupied and selected vacant structures. In table 1, the statistics for these subjects are summarized for the city. Table 2 contains the statistics for census tracts. In table 3, the data are presented by blocks within census tracts. Maps identifying the location of each block and the census tract boundaries are a part of this report.

Related reports.—Related statistics for this city are contained in the Reports on Housing, Volume I, *General Characteristics*; and in the Reports on Population, Volume I, *Number of Inhabitants*, and Volume II, *Characteristics of the Population*.

The Reports on Housing for each State in Volume I present data on the characteristics of dwelling units for the State by residence (urban, rural nonfarm, and rural farm), for standard metropolitan areas, urbanized areas, counties, for urban places, places of 1,000 to 2,500 inhabitants, and rural-nonfarm and rural-farm dwelling units for each county. Each report includes the following subjects: occupancy, tenure, race of occupants, type of structure, year built, condition and plumbing facilities, water supply, toilet and bathing facilities, number of rooms, number of persons, persons per room, electric lighting, heating equipment, heating and cooking fuels, refrigeration equipment, kitchen sink, radio, television, and, for nonfarm units, the contract monthly rent, gross monthly rent, and value of one-dwelling-unit structures.

Volume I of the Reports on Population shows the 1950 population of each county and of each minor civil division within the county. It also contains figures for each incorporated place, for each unincorporated place with 1,000 or more inhabitants, and for incorporated places of 5,000 or more by wards. A special series of tables presents data for each urbanized area giving the incorporated places and portions of minor civil divisions within it.

Volume II of the 1950 Population Reports contains statistics on the general characteristics of the population. Chapter A of this volume repeats the figures on number of inhabitants as shown in Volume I; Chapter B presents demographic, economic, and social characteristics of the population; and Chapter C gives more detailed cross-classifications for States and large cities and standard metropolitan areas.

Census tracts.—Census tracts are small areas into which certain large cities have been subdivided for statistical and local administrative purposes. In most cases the tracts are permanently established, so that comparison may be made from census to census. The boundaries of tracts are established so as to include approximately equal numbers of inhabitants or equal areas; and each tract is designed to represent an area that is fairly

homogeneous in population characteristics. Although the tracted areas of some cities extend into the suburbs, the data shown in this report are restricted to the tracts within the corporate limits of the city.

Use of data.—The tabulation of housing characteristics for areas as small as city blocks provides descriptive material of considerable value for technical studies of housing in the city. The statistics will be useful in compiling totals for special types of areas that may be defined to meet the requirements of individual investigators. Users of the data should bear in mind that in practically all cases the data for a given block represent the work of only one enumerator. Consequently, housing characteristics for blocks are subject to a wider margin of error than is to be expected in the figures for tracts or wards which represent returns made by a number of enumerators. Misinterpretation of instructions by one enumerator may cause a significant bias in the statistics for a block even though it may have a negligible effect upon the figures for larger areas. For example, the enumeration of "condition" depended to a considerable extent upon the judgment of the individual enumerator. Also, failure to indicate the correct block number for a significant number of dwelling units may introduce errors into the block data.

Comparability with 1940 Housing Census data.—In the 1940 Census of Housing, reports entitled "Block Statistics" were issued as supplements to the first series of Housing bulletins. These supplements consisted of separate reports for each of the 191 cities which had 50,000 inhabitants or more in 1930.

In the 1950 reports, the block numbers used are different, in most cases, from those used in the 1940 reports. Therefore, to compare 1940 and 1950 data for a given block, it is necessary to locate the block on the maps to obtain the corresponding 1940 and 1950 block numbers.

The subjects in both the 1940 and 1950 reports are substantially similar. However, data on number of structures, year built, and mortgage status have been omitted from the 1950 report. Furthermore, in the 1940 reports average contract or estimated monthly rent was reported for all dwelling units while in 1950 average contract monthly rent is reported for some, and average value for other, dwelling units.

DEFINITIONS AND EXPLANATIONS

More detailed and complete definitions are presented in Volume I of the Housing Reports.

Dwelling unit.—In general, a dwelling unit is a group of rooms or a single room, occupied or intended for occupancy as separate living quarters, by a family or other group of persons living together or by a person living alone.

A group of rooms, occupied or intended for occupancy as separate living quarters, is a dwelling unit if it has separate cooking equipment or a separate entrance. A single room, occupied or intended for occupancy as separate living quarters, is a dwelling unit if it has separate cooking equipment or if it constitutes the only living quarters in the structure. Also, each apartment in a regular apartment house is a dwelling unit even though it may not have separate cooking equipment. Excluded from the dwelling unit count are large rooming houses, institutions, dormitories, and transient hotels and tourists courts.

In the 1940 Census, a dwelling unit was defined as the living quarters occupied or intended for occupancy by one household.

A household consisted of a family or other group of persons living together with common housekeeping arrangements, or a person living entirely alone. However, the enumerator was not explicitly instructed to define rooms as dwelling units on the basis of cooking equipment or separate entrance.

The number of dwelling units in the 1950 Census may be regarded as comparable with the number of dwelling units in the 1940 Census. Some living quarters may have been classified as separate dwelling units in the one census and not in the other. Further, in the 1950 Census, living quarters with five or more lodgers were not tabulated as dwelling units; generally, such quarters were included in the 1940 dwelling unit count. However, the net effect of these changes is probably small.

Occupancy and tenure.—Dwelling units are classified by occupancy and tenure into four groups: owner-occupied; renter-occupied; vacant nonseasonal not dilapidated, for rent or sale; and other vacant and nonresident. A dwelling unit is classified as owner-occupied if it was owned wholly or in part by the head of the household or by some related member of his family living in the dwelling unit. All other occupied units are classified as renter-occupied whether or not cash rent was actually paid for living quarters. Rent-free units and living accommodations received in payment for services performed are thus included with the renter-occupied units.

A dwelling unit is considered vacant if no persons are living in it at the time of enumeration. New units not yet occupied were enumerated as vacant dwelling units if construction had proceeded to the extent that all the exterior windows and doors were installed and final usable floors were in place. The classification "Vacant nonseasonal not dilapidated, for rent or sale" is descriptive of the vacant dwelling units reported in this classification. "Other vacant and nonresident" units include all dilapidated and seasonal vacant units as well as the not dilapidated units which were not for rent or sale.

Because of changes in enumeration procedures, the counts of total vacant units in 1940 and 1950 are not strictly comparable. In 1940, vacant units were enumerated if they were habitable; units uninhabitable and beyond repair were excluded from the enumeration. In 1950, units were included regardless of condition if they were intended for occupancy as living quarters. Therefore, no comparison should be made between the data on "vacant nonseasonal not dilapidated, for rent or sale" units from the 1950 Census and data in the 1940 Census reports.

In both censuses, dwelling units occupied entirely by non-residents were included with vacant units not for rent or sale. Trailers, tents, houseboats, and railroad cars which were vacant were excluded from the dwelling unit inventory in both 1950 and 1940.

Condition and plumbing facilities.—Data on condition of a dwelling unit are shown in combination with data for selected plumbing facilities and are, therefore, limited to units for which both condition and plumbing facilities are reported. Plumbing facilities include water supply, toilet facilities, and bathing facilities.

The category "with private bath" includes those dwelling units reported with both a flush toilet and a bathtub or shower inside the structure for the exclusive use of the occupants of the unit. The category "no private bath" includes those dwelling units not having private flush toilet or not having private bathing facilities. The "no running water" category includes units with only piped running water outside the structure or with only other sources such as a hand pump.

A dwelling unit is "dilapidated" when it is run-down or neglected, or is of inadequate original construction, so that it does not provide adequate shelter or protection against the elements or it endangers the safety of the occupants.

Persons per room.—The number of persons per room has been computed for each occupied dwelling unit by dividing the number

of persons in the dwelling unit by the number of rooms in the dwelling unit. All persons enumerated in the Population Census as members of the household (including lodgers, servants, and other nonrelated persons) are counted in determining the number of persons that occupy the dwelling unit. The number of rooms in the dwelling unit includes all rooms available for living quarters throughout the year. Not counted as rooms are bathrooms, closets, pantries, halls, screened porches, and unfinished rooms in the basement and attic.

Color of occupants.—Occupied dwelling units are classified by color of head of household according to the definition used in the 1950 Census of Population. The group designated as "non-white" consists of Negroes, Indians, Japanese, Chinese, and other nonwhite races. Persons who are not definitely Indian or of other nonwhite race are classified as white.

Contract monthly rent.—Contract monthly rent is the rent, at the time of enumeration, contracted for by the renter regardless of whether it includes furniture, heating fuel, electricity, cooking fuel, water, or personal services.

Monthly rent for vacant dwelling units is the amount asked for the dwelling unit at the time of enumeration. The average monthly rent relates to renter-occupied dwelling units and vacant nonseasonal not dilapidated units for rent. Dwelling units which are occupied "rent-free" are not included with the units reporting rent.

Value of one-dwelling-unit structures.—Average value is shown for owner-occupied dwelling units and vacant nonseasonal not dilapidated units which are for sale only. Value is shown only if the unit is in a one-dwelling-unit structure without business and if it is the only dwelling unit included in the property. The value represents the amount for which the owner estimates that the property, including such land as belongs with it, would sell under ordinary conditions and not at a forced sale. For vacant units, value is the sale price asked by the owner.

Number reporting.—Occupancy and tenure are reported for all dwelling units, and color of occupants is reported for all occupied units. The corresponding distributions for these subjects in table 1 are based on all dwelling units and on occupied units, respectively. For all other subjects, the distributions are based on the units for which the specific characteristics are reported, that is, the "Number reporting."

The number of dwelling units for which the enumerator obtained no report on a particular item is shown for the city totals only; however, the number "not reported" can easily be derived for each area in tables 2 and 3 by subtracting the number reporting from the total number of dwelling units (or total occupied).

Block identification.—A map or series of maps is included in this report showing block numbers for each block, number and letter designations for tracts, and the names of principal streets.

Blocks are identified by serial numbers, a separate series of numbers being used for each tract. Thus, the location of each block for which data are presented in table 3 may be determined by referring to the tract and block number shown on the map. Similarly, data for a specific block may be located in the table by reference to the map for identification numbers of the tract and block.

If no dwelling units are reported for a block, the block number is not listed in table 3, although it is shown on the map. Dwelling units for which the block number was not reported are indicated in the table by the symbol "NR." Detailed data are not shown for such dwelling units, nor for blocks containing fewer than three dwelling units. Average monthly rent is not shown when the monthly rent was reported for fewer than three dwelling units. Average value is not shown when the value of one-dwelling-unit properties was reported for fewer than three dwelling units. All dwelling units are included, however, in the statistics for the city and for each tract.

Table 1.—CHARACTERISTICS OF HOUSING FOR THE CITY: 1950

Subject	Number	Percent	Subject	Number	Percent
OCCUPANCY AND TENURE			PERSONS PER ROOM		
All dwelling units.....	27,282	100.0	Occupied dwelling units.....	26,692	...
Owner occupied.....	19,878	72.9	Number reporting.....	26,433	100.0
Renter occupied.....	6,814	25.0	1.50 or less.....	26,147	98.9
Vacant nonseasonal not dilapidated, for rent or sale.....	247	0.9	1.51 or more.....	286	1.1
Other vacant and nonresident.....	343	1.3	Not reported.....	259	...
CONDITION AND PLUMBING FACILITIES			CONTRACT MONTHLY RENT		
All dwelling units.....	27,282	...	Renter-occupied, and vacant nonseasonal not dilapidated units, for rent—Number reporting.....	6,395	...
Number reporting.....	26,784	100.0	Total contract monthly rent..... dollars.....	317,551	...
With private bath, not dilapidated.....	25,968	97.0	Average monthly rent..... dollars.....	49.66	...
No private bath, with running water, not dilapidated.....	482	1.8	VALUE OF ONE-DWELLING-UNIT STRUCTURES		
No running water or dilapidated.....	334	1.2	Owner-occupied, ¹ and vacant nonseasonal not dilapidated units, for sale only—Number reporting.....	16,768	...
Condition or plumbing facilities not reported.....	498	...	Total value or sale price..... dollars.....	189,510,700	...
No private bath or dilapidated.....	816	3.0	Average value..... dollars.....	11,302	...
COLOR OF OCCUPANTS					
Occupied dwelling units.....	26,692	100.0			
White.....	26,651	99.8			
Nonwhite.....	41	0.2			

¹Restricted to 1-dwelling-unit properties.

Table 2.—CHARACTERISTICS OF HOUSING BY CENSUS TRACTS: 1950

Census tract	All dwelling units by occupancy and tenure					All dwelling units by condition and plumbing facilities			Occupied dwelling units				Contract monthly rent ¹		Value ² of one-dwelling-unit structures	
	Total	Owner occupied	Renter occupied	Vacant nonseasonal not dilap., for rent or sale	Other vacant and nonresident	Number reporting	No private bath or dilap.	No running water or dilap.	Total	Persons per room		Occupied by non-white	Number reporting	Average monthly rent (dollars)	Number reporting	Average value (dollars)
										Number reporting	1.51 or more					
TOTAL	27282	19878	6814	247	343	26784	816	334	26692	26433	286	41	6395	49.66	16768	11302
825	2182	1841	288	41	12	2157	15	4	2129	2115	23	1	276	62.46	1771	9.765
826	2489	2016	435	24	14	2464	40	13	2451	2428	21	2	417	60.33	1904	9.871
827	1982	1759	148	30	45	1964	48	17	1907	1900	23	2	139	51.64	1695	9.050
828	3985	3644	148	68	125	3917	26	13	3792	3771	10	2	135	77.52	3550	14.836
829	1133	696	421	8	8	1087	37	19	1117	1092	7	8	380	58.36	643	15.937
830	779	639	129	4	7	772	16	8	768	759	8	21	119	43.91	581	9.651
831	1107	570	513	8	16	1088	53	11	1083	1076	10	2	494	47.04	424	10.054
832	2965	1960	976	7	22	2927	96	34	2936	2909	35	2	917	45.91	1435	9.691
833	1980	1445	518	9	8	1960	53	20	1963	1940	15	1	478	45.73	1126	9.579
834	2166	1569	561	20	16	2134	71	33	2130	2118	16	5	530	45.67	1189	9.140
835	2144	1463	649	12	20	2128	12	5	2112	2099	14	1	612	50.54	1031	13.938
836	1247	788	442	4	13	1232	11	4	1230	1204	4	4	412	52.96	459	13.327
837	790	448	328	4	10	781	21	3	776	772	8	2	308	43.65	302	8.463
838	231	152	78	1	1	229	57	51	230	230	2	2	71	32.67	117	5.474
839	1604	608	976	5	15	1465	260	99	1584	1541	87	4	908	40.04	272	6.322
840	498	280	204	3	11	479			484	479	3	1	199	69.35	269	16.084

¹For renter-occupied dwelling units and vacant nonseasonal not dilapidated units, for rent.
²For owner-occupied dwelling units and vacant nonseasonal not dilapidated units, for sale only.

HOUSING—BLOCK STATISTICS

Table 3.—CHARACTERISTICS OF HOUSING FOR CENSUS TRACTS, BY BLOCKS: 1950

[Detailed statistics not shown for blocks containing fewer than 3 dwelling units, nor for dwelling units not allocated by blocks (designated by NR)]

Census tract	Block	All dwelling units by occupancy and tenure					All dwelling units by condition and plumbing facilities			Occupied dwelling units			Contract monthly rent ¹		Value ² of one-dwelling-unit structures		
		Total	Owner occupied	Renter occupied	Vacant non-seasonal not dilap., for rent or sale	Other vacant and non-resident	Number reporting	No private bath or dilap.	No running water or dilap.	Total	Persons per room		Occupied by non-white	Number reporting	Average monthly rent (dollars)	Number reporting	Average value (dollars)
											Number reporting	1.51 or more					
825	5	100	9	91		97			100	98	1		90	51.26	7	92.42	
	6	1															
	7	19	2	17		17			19	18			15	81.66	1		
	8	36	9	27		33			36	36			26	83.38	1	11.266	
	9	31	2	29		31			31	31			9	52.66	1	9.580	
	10	66	19	47		26			26	26			7	63.28	1	10.047	
	11	22	18	4		22			22	21			3	58.00	1	9.871	
	12	30	22	8		29			30	30	1		7	43.57	1	10.470	
	13	18	15	3		17			18	17			3	48.33	1	9.522	
	14	31	22	7	1	31		1	29	28			8	52.75	1	11.735	
	15	24	19	4		24		2	23	22			4	41.75	1	11.900	
	16	21	20	1		21			21	21			1		1	11.700	
	17	22	19	3		22			22	22			3		1	10.789	
	18	21	17	4		21			21	21			4	50.50	1	8.376	
	19	15	13	2		15		1	15	15			2		1	7.691	
	20	13	11	2		13			13	13			2		1	8.318	
	22	1															
	23	16	16			16			16	16						1	9.200
	24	22	21		1	21			21	20		1				1	9.019
	25	16	14	1		16			15	15			1			1	8.821
	26	10	10			10			10	10						1	10.570
	27	5	5			5			5	5						1	15.100
	28	8	7			8			8	7						1	6.857
	29	20	16			20			16	16						1	10.618
	30	12	12			12			12	12						1	8.341
	31	17	16	1		17			17	17						1	9.175
	34	15	1	14		15			15	15				14	91.21	1	
	39	3	3			3			3	3						1	13.333
	40	3	3			3			3	3						1	3.666
	41	12	9		3	12			9	8						1	26.777
	42	15	14			14			14	14						1	21.738
	43	2				2			2	2						1	
	44	3	3			3			3	3						1	6.333
	45	14	14			14			14	14						1	10.342
	46	21	18	3		20			21	19			2			1	8.652
	47	24	23	1		24			24	24			1			1	9.121
	48	8	7			8			7	7						1	8.828
	49	23	19	4		23			23	23				3	75.00	1	9.010
	50	27	16	11		27			27	27				11	73.18	1	9.112
	51	21	12	8		21			20	20				8	75.62	1	9.381
	52	23	21	2		23		1	23	23				2		1	8.725
	53	22	21	1		22			22	22		1		1		1	8.495
	54	21	19	2		21			21	21				2		1	8.484
	55	22	21	1		22		1	22	22				2		1	8.415
	56	19	19			19			19	19				1		1	9.711
	57	17	17			17			17	17						1	10.611
	61	3	2		1	3			2	2						1	
	70	28	27		1	28			27	27		1				1	9.740
	71	1				1			1	1							
	72	2				2			2	2							
	75	22	22			21			22	21						1	9.176
	77	8	7	1		8			8	8				1		1	8.650
	80	11	10			11			10	9						1	10.844
	81	16	16			16			16	16						1	10.462
	82	23	22	1		23			23	23				1		1	10.533
	83	22	22			21			22	22						1	10.723
	84	18	15	1	2	18		2	16	16				1		1	9.428
	85	22	21	1		22			22	22				1		1	8.714
	86	18	17	1		18			18	18				1		1	8.858
	87	17	17			17			17	17		1				1	8.193
	88	18	18			18			18	18						1	9.372
	89	14	13	1		14			14	14				1		1	9.207
	90	19	15	4		19			19	19				4	75.00	1	9.193
	91	22	15	7		22			22	22				7	76.42	1	8.586
	92	11	11			11			11	11						1	8.910
	93	13	13			13			13	13						1	8.623
	94	16	15	1		16			16	16				1		1	9.486
	95	23	23			23			23	23						1	8.447
	96	16	16			16			16	16		2				1	9.356
	97	16	12	4		15			16	16				4	48.75	1	9.510
	98	16	15	1		16			16	16				1		1	9.713
	99	14	13	1		14			14	14				1		1	10.184
	100	17	16	1		17			17	17				1		1	9.618
	101	15	14	1		14			15	15				1		1	9.400
	102	16	16			15			16	16						1	9.706
	103	16	15	1		16			16	16						1	9.178
	104	16	16			16			16	16				1		1	7.886
	105	11	11			11		1	11	11		1				1	8.818
	106	12	11	1		12			12	12				1		1	7.872
	107	10	10			10			10	10						1	8.570
	108	6	6			6			6	6						1	8.333
	109	10	10			10			10	10						1	12.400
	110	3				3		3	3	3							
	111	38	37	3	1	38		3	37	37						3	9.251
	112	45	43	2		44			45	45		2		2		3	8.923
	113	2				2			2	2							
	114	10	10			10			10	10		1				1	11.900

¹For renter - occupied dwelling units and vacant nonseasonal not dilapidated units, for rent.
²For owner - occupied dwelling units and vacant nonseasonal not dilapidated units, for sale only.

Table 3.—CHARACTERISTICS OF HOUSING FOR CENSUS TRACTS, BY BLOCKS: 1950—Con.

Census tract	Block	All dwelling units by occupancy and tenure					All dwelling units by condition and plumbing facilities			Occupied dwelling units			Contract monthly rent ¹		Value ² of one-dwelling-unit structures		
		Total	Owner occupied	Renter occupied	Vacant non-seasonal not dilap., for rent or sale	Other vacant and non-resident	Number reporting	No private bath or dilap.	No running water or dilap.	Total	Persons per room		Occupied by non-white	Number reporting	Average monthly rent (dollars)	Number reporting	Average value (dollars)
											Number reporting	1.51 or more					
825	115	7	7			7			7	7					7	11,571	
	116	10	10			10			10	10					10	10,530	
	117	22	22			22			22	22					22	11,854	
	118	43	43			43			43	43					43	8,430	
	120	3	3			3			3	3					3	12,866	
	121	7	7			7			7	7					7	13,566	
	122	18	18	1		18			17	17	1		1	15	15	11,040	
	124	36	36			36			36	36				36	36	9,111	
	125	7	7			7			7	7				7	7	11,257	
	126	7	7			7			7	7				7	7	10,900	
	127	55	55	1		55			54	54	2		1	53	53	9,369	
	130	5	5			5			3	3				3	3	12,666	
	131	15	15			15			13	13				12	12	11,391	
	133	11	11			11			10	10				10	10	9,170	
	134	7	7			7			7	7				7	7	9,485	
	135	9	9			9			2	2				2	2		
	136	12	12			12			12	12				12	12	10,125	
	144	11	11			11			11	11				11	11	9,919	
	148	22	22			22			22	22				22	22	8,927	
	151	7	7		1	7			6	6				6	6	13,166	
	152	18	18			18			17	17				17	17	11,353	
	153	21	21			21			21	21				21	21	9,255	
	154	20	20			20			20	20				20	20	9,120	
	155	21	21	2		21			20	20	3		2	18	18	8,942	
	156	19	19	1		19			20	20			1	18	18	9,144	
	160	5	5			5			5	5				5	5	9,580	
	161	12	12			12			12	12				12	12	12,166	
	162	18	18	2		18			19	19			1	15	15	8,213	
	163	18	18		1	19			18	18				17	17	9,723	
	164	19	19			19			18	18				17	17	9,723	
	165	21	21		2	21			20	20				20	20	8,045	
	166	19	19	3		19	2		4	4			3	4	4	7,575	
	167	16	16			16			19	19				16	16	7,968	
	168	7	7			7			7	7				7	7	8,814	
	169	4	4			4			4	4				4	4	1,343	
	170	11	11	1		12			12	12			1	11	11	10,145	
	171	22	22		1	23	1	1	23	23			1	20	20	9,470	
	172	6	6			6			6	6				6	6	9,250	
	173	1	1			1			1	1				1	1	10,250	
	174	1	1			1			1	1				1	1	10,500	
	177	5	5			5			4	4				3	3	5,666	
	178	4	4			4			4	4				4	4	9,887	
	183	10	10	1		10	1	1	9	9			1	8	8		
	184																
	185																
826	1	28	9	19		28			28	23	3		17	4123	4	6,200	
	2	17	10	7		17	1		17	15		7	4000	9	9,877		
	3	15	10	5		15			15	11		5	5600	6	7,916		
	7	3	3			3			3	3					3	9,166	
	8	12	10	2		12			12	11			2	3740	10	8,220	
	9	12	7	5		12			12	9			5		7	7,071	
	10	29	29			29			29	23			5	6600	30	10,827	
	11	37	31	5	1	37			36	36			5	6600	30	10,200	
	12	9	6	2		9			9	8			2		6	10,416	
	13	21	13	8		20			21	21			8	4825	11	10,416	
	14	13	10	3		13			13	13			3	5000	9	7,000	
	15	29	18	11		29		1	29	29			11	3190	12	8,458	
	16	1	1			1			1	1					1	10,000	
	17	8	8			8			8	8				3	5533	16	9,781
	18	22	18	4		21			22	22		1	5	5520	7	11,785	
	19	18	12	6		18			18	18			1		35	11,600	
	20	36	35	1		36			36	36					18	11,166	
	21	19	18	1		19			18	18					19	8,526	
	22	21	19	2		21	1	1	21	21			2	3833	10	10,000	
	23	15	12	3		15			15	15					10	10,000	
	24	8	7	1		8			8	8			1		6	7,816	
	25	8	7	1		8			8	8			1		7	10,642	
	26	24	21	3		23			24	24			2		20	8,875	
	27	90	59	30	1	90		1	89	89			29	4179	51	11,505	
	28	47	42	5		47			44	44			4	6075	39	11,400	
	29	28	28			28			28	28					28	11,978	
	30	19	12	7		19			19	19			7	4742	11	10,954	
	31	18	12	6		17		1	17	17			6	6183	8	14,750	
	32	22	15	7		22			22	22			6	6885	11	13,045	
	33	36	25	11		35		3	36	36			11	5554	19	9,842	
	34	2	6	5		11		1	11	11			5	2650	2	11,050	
	35	11	11	6		17			17	17			4	4400	10	12,865	
	36	17	11	6		16			17	17			10	5080	26	12,865	
37	40	30	10		40			40	40			10	5970	21	11,585		
38	10	10			10			10	10					24	11,708		
39	25	24			25		1	25	25					31	11,098		
40	32	31	1		32			32	32			1	5050	18	12,838		
41	28	21	7		28			28	28			6	5366	22	10,750		
42	27	23	3		27		1	26	26			3	5533	22	10,750		
43	5	4	1		5			5	5			6		4	10,319		

¹For renter - occupied dwelling units and vacant nonseasonal not dilapidated units, for rent.
²For owner - occupied dwelling units and vacant nonseasonal not dilapidated units, for sale only.

HOUSING—BLOCK STATISTICS

Table 3.—CHARACTERISTICS OF HOUSING FOR CENSUS TRACTS, BY BLOCKS: 1950—Con.

Census tract	Block	All dwelling units by occupancy and tenure					All dwelling units by condition and plumbing facilities			Occupied dwelling units			Contract monthly rent ¹		Value ² of one-dwelling-unit structures		
		Total	Owner occupied	Renter occupied	Vacant non-seasonal not dilap., for rent or sale	Other vacant and non-resident	Number reporting	No private bath or dilap.	No running water or dilap.	Total	Persons per room		Occupied by non-white	Number reporting	Average monthly rent (dollars)	Number reporting	Average value (dollars)
											Number reporting	1.51 or more					
826	44	18	13	4	1	18			17	17			4	40.25	13	7,915	
	45	15	14	1		15			15	15			1		13	10,923	
	46	12	10	1	1	12	2		11	11			1		10	11,000	
	47	2															
	48	14	13	1		14			14	14			1		13	7,200	
	49	10	10			10			10	9					8	7,125	
	50	20	20			20			20	20	1				20	7,090	
	51	26	9	16	1	26			25	25			17	52.88	5	6,700	
	53	18	8	2	8	18			10	10	1		1		16	8,200	
	54	21	16	5		21	1		21	21			5	40.00	15	5,693	
	55	20	16	4		20			20	20	1		4	42.00	16	6,750	
	56	39	33	6		39			39	39			6	42.00	30	8,790	
	57	40	31	9		40			38	37			7	37.83	27	8,033	
	58	31	27	4		31	1		31	31	2		3	46.14	27	8,333	
	60	6	6			6			6	6				41.66	6	8,333	
	61	31	27	2	2	31	4		29	29			3	54.00	26	8,333	
	62	47	39	8		47	2		47	46			8	48.75	36	9,047	
	63	3	3			3			3	3					3	10,500	
	64	13	12	1		13	1	1	13	13	1		1		12	8,025	
	65	15	14			15			14	14					14	9,714	
	66	30	28	2		30			30	30			2		25	8,880	
	67	37	32	5		37	1		37	37			2	47.50	32	8,187	
	68	34	31	3		34			34	34	1		4	50.00	32	8,335	
	69	32	31	2		32			32	32			3		30	9,163	
	70	37	34	3		37	1		37	37			1	43.33	33	9,515	
	71	27	26			27			27	27	1		3		26	9,588	
	72	18	18		1	18			18	18	1		1		17	9,294	
	73	21	19	1	1	21			21	20			1		19	9,815	
	74	18	16	2		18			18	17			1		14	10,071	
	75	126	5	121		123	4	4	126	125		1	119	89.11	8	8,000	
	76	3	2	1		3			3	3					1		
	77	17	16	1		17	1	1	16	16			1		15	10,980	
	78	21	20		1	21			20	20					20	11,520	
	79	26	23	3		26	1		26	26			2		21	10,285	
	80	18	18			18			18	18					18	10,477	
	81	11	10		1	11			10	10					9	8,888	
	82	4	3	1		4			4	4					3	9,933	
	83	10	10			10			10	10			1		10	9,400	
	84	22	20	1	1	22	4	2	21	20	1				18	9,400	
	85	34	26	7	1	34	3	2	33	33	1		1	41.42	25	8,555	
	86	28	23	5		28			28	28			5	42.60	21	8,023	
	87	1				1			1	1							
	88	12	11	1		12			12	12			1		11	9,181	
	89	23	23			23			23	22					23	9,526	
	90	27	27			27			27	26					26	9,088	
	91	24	24			24	1	1	24	24					24	9,645	
	92	24	21	1		24			22	22					21	10,938	
	93	23	27		2	23			27	27					27	10,585	
	94	29	28	1		29			29	29			1		28	9,857	
	95	21	19	1	1	21			20	20			1		19	9,952	
	96	24	21	2		24			23	23	1		2		21	10,561	
	97	27	27			27			27	27			2		27	10,888	
	98	28	28			28			28	28					28	9,853	
	99	23	22	1		23			23	23			1		22	8,690	
	100	7	6			7			6	6					6	10,450	
	101	9	8	1		9			9	9					8	7,812	
	102	10	10			10			10	10	1				10	10,822	
	103	8	7			8	1		8	8					7	10,187	
	104	8	8	1		8			8	8			1		8	10,157	
	105	8	8			8			8	8					8	12,512	
	107	27	27			27			27	26					27	9,729	
	108	23	22		1	23			22	22					22	10,977	
	109	24	24			24			24	24					24	10,116	
	110	26	26			26			26	26					26	9,157	
	111	14	14			14			14	14					14	10,521	
	112	24	24			24			24	24					24	10,854	
	113	26	25		1	26			25	25					25	11,092	
	114	26	26			26			26	26					26	10,692	
	115	19	17		2	19			17	17					19	11,942	
	116	18	16	2		18			18	18			2		15	11,200	
	117	5	5			5			5	5					5	7,900	
	118	4	4			4			4	4					4	8,500	
827	1	14	12	1		14			13	13			1		12	9,083	
	2	14	12			13	1		12	12					11	8,645	
	3	19	16			19			16	16					16	9,125	
	4	20	19		1	20			19	19					20	6,600	
	5	22	20	2		22			22	22			2		20	8,090	
	6	19	19			19			19	19	1				17	8,935	
	7	15	13			15			15	15					13	8,146	
	8	28	26			28			29	29	3		3	41.66	26	7,415	
	9	33	31			32	1	1	33	33			2		30	6,766	
	10	14	14			14			17	16			2		14	5,785	
	11	27	24	2	1	27	4	2	26	26			2		20	5,765	
	12	30	23	6	1	29	4	1	29	29			6	51.66	21	8,595	

¹For renter - occupied dwelling units and vacant nonseasonal not dilapidated units, for rent.²For owner - occupied dwelling units and vacant nonseasonal not dilapidated units, for sale only.

Table 3.—CHARACTERISTICS OF HOUSING FOR CENSUS TRACTS, BY BLOCKS: 1950—Con.

Census tract	Block	All dwelling units by occupancy and tenure					All dwelling units by condition and plumbing facilities			Occupied dwelling units			Contract monthly rent ¹		Value ² of one-dwelling-unit structures		
		Total	Owner occupied	Renter occupied	Vacant non-seasonal not dilap., for rent or sale	Other vacant and non-resident	Number reporting	No private bath or dilap.	No running water or dilap.	Total	Persons per room		Occupied by non-white	Number reporting	Average monthly rent (dollars)	Number reporting	Average value (dollars)
											Number reporting	1.51 or more					
827	15	38	30	7	1				37	37			7	37.57	25	9,680	
	16	45	40	1		4		4	45	41			1		40	9,467	
	17	32	28	1		3			29	29			1		28	9,246	
	18	35	29	5		1		2	34	34			5	47.60	24	9,066	
	19	19	18	1					19	19			1		18	8,911	
	20	2															
	21	16	16						14	16	1				16	8,818	
	23	2															
	24	40	39	1					39	40	1		1		39	9,523	
	25	49	38	11					47	49			11	45.72	33	9,848	
	26	14	14					1	14	14					14	8,421	
	29	2															
	30	32	30	2					31	32	1		2		30	8,800	
	31	35	31	4					35	35			4	33.00	31	8,129	
	32	26	19	7				1	26	26			7	39.71	19	7,336	
	33	21	17	4				2	21	21			3	48.33	14	6,557	
	34	40	22	18				6	39	40	1		16	39.18	19	6,768	
	35	35	19	16				6	35	34	1	1	16	49.31	14	8,371	
	36	37	20	2		15			37	22			1		20	10,370	
	37	32	30			2		1	32	30					28	9,342	
	38	28	25			3			27	25					25	9,184	
	39	31	3		1				31	30					29	8,724	
	40	32	28		4				32	28		1			28	9,203	
	41	32	30			2			31	29					28	11,750	
	42	11	7	4					11	11			4	37.50	4	11,125	
	43	14	13	1				2	14	13			1		12	9,466	
	44	18	16	1	1			1	17	17			1		16	8,075	
	45	43	43					1	43	43	1				39	9,633	
	46	1															
	47	1															
	48	1															
	50	43	43						43	43					42	9,700	
	51	36	33	3				2	36	35	1		2		32	8,146	
	52	23	22	1					23	23			1		21	8,404	
	53	25	24	1					25	25		1	1		23	8,917	
	54	30	27	1	2				29	28			1		25	8,624	
	55	42	40	1	1			1	41	41	1		1		39	9,325	
	58	1															
	59	40	36	4					40	40			4	81.25	36	9,091	
	60	27	27						27	27					25	9,296	
	61	20	17	3					20	20			2		15	9,100	
	62	4	3	1					4	4			1		1		
	63	11	10	1					10	11			1		10	8,100	
	65	7	7						7	7					7	13,214	
	66	11	7	4					11	11			4	103.75	7	12,371	
	67	4	4						4	4					4	9,900	
	68	10	10					1	10	10					10	9,410	
	69	11	10	1					11	11			1		10	9,100	
	70	23	23						23	23					22	10,250	
	71	34	34						34	34					34	9,226	
	72	29	26		3				29	25	1				28	8,689	
	74	1															
	77	30	27	1	2				30	28			1		29	8,837	
	78	32	31	1	1				32	31					29	9,093	
	79	21	20	1					21	21			1		18	9,888	
	80	24	24						24	24					24	10,179	
	81	35	34		1				35	34					34	9,420	
	82	28	27	1					28	28			1		27	9,314	
	85	1															
	87	24	23			1		1	24	23	1				23	9,004	
	88	30	30						30	30					30	9,316	
	89	17	17						17	17					17	10,535	
	90	13	12			1			13	12					12	9,583	
	91	13	9	2	1	1			13	11			2		9	9,822	
	92	13	9		4				13	9					9	12,044	
	93	6	3	1	2				6	4			1		3	11,133	
	94	11	9	1	1				11	10			1		10	10,977	
	95	11	11						11	11		1			11	9,372	
	96	5	5						5	5					4	8,175	
	97	15	9	2	4				15	11			2		9	10,944	
	98	1															
	100	13	13						13	13					13	9,607	
	101	12	10	1		1			12	11			1		9	9,877	
	102	26	26						26	26					26	9,592	
	103	31	30	1					31	31		1	1		30	9,440	
	104	21	19	1		1			21	20		1	1		19	8,363	
	109	40	39			1			40	39					39	8,738	
	110	29	27	2				4	29	29					27	9,366	
	111	25	22	3				4	25	25					22	9,627	
828	1	9	2	7					9	9			7	421.4	2		
	2	17	13	3		1			17	16			3	463.3	12	11,358	
	3	17	16	1				2	17	17			1		5	38,400	
	4	14	14						14	14					14	13,357	
	5	20	19	1					20	20			1		19	10,763	
	6	13	12	1					13	12			1		12	12,433	

¹For renter - occupied dwelling units and vacant nonseasonal not dilapidated units, for rent.
²For owner - occupied dwelling units and vacant nonseasonal not dilapidated units, for sale only.

HOUSING—BLOCK STATISTICS

Table 3.—CHARACTERISTICS OF HOUSING FOR CENSUS TRACTS, BY BLOCKS: 1950—Con.

Census tract	Block	All dwelling units by occupancy and tenure					All dwelling units by condition and plumbing facilities			Occupied dwelling units			Contract monthly rent ¹		Value ² of one-dwelling-unit structures		
		Total	Owner occupied	Renter occupied	Vacant non-seasonal not dilap., for rent or sale	Other vacant and non-resident	Number reporting	No private bath or dilap.	No running water or dilap.	Total	Persons per room		Occupied by non-white	Number reporting	Average monthly rent (dollars)	Number reporting	Average value (dollars)
											Number reporting	1.51 or more					
828	7	13	13			13			13	13					13	12423	
	8	15	15			15			15	15					15	13533	
	9	8	8			8			8	8					8	11500	
	10	10	9	1		10			10	10			1	100.00	9	10444	
	11	17	14	3		17			17	17			3		13	11807	
	12	14	13	1		14			14	14			1		13	11030	
	13	17	16	1		17			17	17			1		16	11468	
	14	18	17		1	18			17	17					17	11147	
	15	14	14			14			14	14					14	11442	
	16	15	14	1		15			15	15			1		13	10923	
	17	10	9	1		10			10	10			1		9	12500	
	18	10	7	3		10			10	10			3	45.33	7	6714	
	19	4	2	2		4	1		4	4			2		2		
	20	1															
	21	3	3			3			3	3					3	10333	
	22	16	10			16			10	10					10	9050	
	23	2															
	24	1															
	25	3	2	1		3			3	3			1		2		
	26	12	5			12			5	5					5	11100	
	27	20	19			20			19	19					19	11447	
	28	28	28			28			28	28					28	11410	
	29	29	28	1		29	1		29	29	1		1		27	11066	
	30	26	26			26			26	26					26	11346	
	31	28	27			28			27	27					27	11870	
	32	28	28			28			28	28					28	11178	
	33	16	14	2		16		2	16	16	1		1		13	10000	
	34	10	9			10			10	10			1		9	12833	
	35	23	19	3	1	23			21	21			4	66.25	18	12961	
	36	22	20			22			20	20					20	13200	
	37	29	29			29			29	29					26	13192	
	38	22	21	1		22			22	22			1		21	11252	
	39	24	24			24			24	24					24	11916	
	40	23	23			23			23	23					21	13285	
	41	26	25	1		26			26	26			1		24	12437	
	42	1															
	43	9	6	2		9			8	8			2		6	20000	
	44	14	14			14			14	14					13	15923	
	45	21	21			21			21	21					21	13714	
	46	10	10			10			10	10					10	13930	
	47																
	48																
	49	11	11			11			11	11					11	13481	
	50	12	12			12			12	12					12	12041	
	51	31	31			31			31	31					31	11709	
	52	21	19		1	21			20	20					18	12305	
	53	25	24	1		24			25	25			1		24	12504	
	54	19	19			19			19	19					19	13805	
	55	26	26			26			26	26					26	11269	
	56	21	16		5	21			16	16					16	13023	
	57	17	16		1	17			16	16		1			15	11386	
	58																
	59	19	16		3	19			16	16					16	10456	
	60	18	16			18			16	16					16	10825	
	61	14	11		1	14			11	11					11	11454	
	62	42	38		1	42			39	39			1		37	12318	
	63	22	12		10	22			12	12					12	11408	
	64	11	11			10			11	11					10	17100	
	65	14	13			14			13	13					13	16307	
	66	13	11		1	13			12	12			1		11	13993	
	67	17	17			17			17	17					17	14933	
	68	19	19			19			19	19					19	12868	
	69	21	21			21			21	21					20	12825	
	70	10	10			9			10	10					9	12555	
	71	15	14		1	15			15	15			1		13	12884	
	72	13	12		1	13		1	12	12					12	13309	
	73	23	19		3	23			22	22		1			19	13331	
	74	24	17		7	24			24	24			3		16	12675	
	75	21	20			21			20	20					20	13650	
	76	25	23		1	24			24	23			1		22	12936	
	77	19	16		1	19			19	19		1			18	13644	
	78	9	7		2	9			7	7					7	13928	
	79	19	15		4	19			15	15					15	12753	
	80	19	16		1	19			17	17					16	13531	
	81	17	17		2	17		1	17	17					16	15250	
	82	23	23			23			23	23					23	12434	
	83	29	29			29			29	29					29	13948	
	84	5	5			5			5	5					5	9020	
	85	19	18		1	19			19	19			1		18	14205	
	86	24	21		3	24			24	24			3		21	13500	
	87	11	11			11			11	11					10	13950	
	88	11	11			11			11	11					11	15045	
	89	13	13			13			13	13					13	15307	
	90	6	6			6			6	6					6	11833	
	91	24	23			24			23	22					20	13613	
	92	17	16		1	17			16	16					15	11653	
	93	14	11		1	14			13	13					13	11793	
	94	36	33		1	34			33	35					33	12803	
	95	26	23		2	26			23	23			1		23	14630	
	96	14	14			13			14	14					14	14899	

¹For renter - occupied dwelling units and vacant nonseasonal not dilapidated units, for rent.
²For owner - occupied dwelling units and vacant nonseasonal not dilapidated units, for sale only.

DEARBORN, MICH.

Table 3.—CHARACTERISTICS OF HOUSING FOR CENSUS TRACTS, BY BLOCKS: 1950—Con.

Census tract	Block	All dwelling units by occupancy and tenure					All dwelling units by condition and plumbing facilities			Occupied dwelling units			Contract monthly rent ¹		Value ² of one-dwelling-unit structures		
		Total	Owner occupied	Renter occupied	Vacant non-seasonal not dilap. for rent or sale	Other vacant and non-resident	Number reporting	No private bath or dilap.	No running water or dilap.	Total	Persons per room		Occupied by non-white	Number reporting	Average monthly rent (dollars)	Number reporting	Average value (dollars)
											Number reporting	1.51 or more					
828	97	14	14						14	14					14	13,678	
	98	23	23						23	23			1		23	14,159	
	99	25	25	1	1				24	23					23	12,108	
	100	23	23	1					23	23	1				20	13,450	
	101	21	21						21	21					19	14,189	
	102	18	18						18	18					17	13,941	
	103	18	18		1				17	16					17	14,852	
	104	23	23						23	23					23	14,065	
	105	23	21		1	1			21	21					20	13,728	
	106	17	17						17	17					17	13,382	
	107	13	13						13	13					13	13,776	
	108	15	14			1			14	14	1				14	13,128	
	109	17	16	1					17	17			1		15	13,966	
	110	20	19		1			1	19	19				1	18	13,511	
	111	23	23	1					23	23				1	22	13,581	
	112	20	19	1					20	20				1	19	13,947	
	113	31	30	1					31	31				1	19	14,068	
	114	25	23	1				1	23	24				1	23	14,326	
	115	25	24	1					25	25				1	24	14,437	
	116	22	21	1				1	22	22				1	21	14,333	
	117	22	20						22	22					22	13,718	
	118	20	20						20	20					19	15,394	
	119	25	25						25	25					25	14,460	
	120	22	21	1				1	22	22			1		21	13,457	
	121	26	25	1					26	26				1	25	13,688	
	122	11	11						11	11					11	12,272	
	123	44	40	1	3				41	41			1		37	13,532	
	124	16	12			4			12	12					12	13,625	
	126	9	9						9	9					9	11,666	
	127	24	18			6			23	17					17	12,011	
	128	11	8	2		1			11	10			1		8	18,487	
	129	16	14			2			14	14					14	15,100	
	130	27	27						27	27					27	13,288	
	131	20	20	1					21	20			1		20	13,750	
	132	25	24	1					25	25					24	15,012	
	133	24	24		1	3			24	24	1	1			24	13,479	
	134	24	24						24	24					24	14,270	
	135	14	14			3			14	14					14	13,071	
	136	11	11						11	11					11	12,818	
	137	13	13						13	13					13	15,769	
	138	13	13						13	13					12	11,458	
	140	14	14						14	14					14	13,178	
	141	26	26						26	26					26	13,365	
	142	25	25						26	25					25	13,920	
	143	27	27						27	27					27	14,259	
	144	29	29						29	29					29	14,396	
	145	37	36	1					37	37				1	34	13,441	
	146	25	24	1					25	25				1	24	14,187	
	147	13	12	1					13	13				1	12	14,741	
	148	3	3						3	3					3	15,000	
	149	23	23						23	23					23	12,760	
	150	5	5						5	5					5	13,100	
	151	17	15	2					17	17				2	15	13,400	
	152	2	2												2	14,307	
	153	13	13						13	13					13	15,300	
	154	15	15						15	15					14	14,214	
	155	16	14	2					16	16			2	1	18	13,222	
	156	19	18	1					19	19				1	16	13,093	
	157	19	16	2		1			19	18				2	18	12,750	
	158	18	18						18	18					18	12,750	
	159	4	4						4	4					4	14,000	
	160	8	7		1				7	7					7	28,000	
	161	4	4						4	4					4	28,000	
	162	9	8		1				9	8					8	28,625	
	163	15	14	1					15	15			1		14	19,914	
	164	20	17		3				17	17					16	17,312	
	165	13	10		3				10	10					10	16,450	
	166	14	11		3				11	11					11	16,500	
	167	22	22						22	22					21	17,047	
	168	22	21		1				21	21					20	18,225	
	169	22	20			2			20	20					20	17,350	
	170	24	22	1					23	23			1		22	16,704	
	171	23	20	1		1			21	21			1		20	16,650	
	172	7	7						7	7					7	1,607	
	173	12	12					1	12	11					12	14,625	
	174	21	20	1					21	20					17	16,794	
	175	18	17	1					18	17			1		17	15,676	
	176	24	24						24	24					24	15,479	
	177	26	26						26	26				1	23	14,436	
	178	27	26	1					27	27					22	14,931	
	179	18	18						18	18					16	16,468	
	180	10	10						10	10				2	6	18,333	
	181	17	15	2					17	17					13	21,646	
	182	34	34						34	34					34	16,800	
	183	20	19						20	20				1	19	14,684	
	184	17	16	1					17	17				1	16	18,312	
	185	18	18						18	18					18	18,055	

¹For renter - occupied dwelling units and vacant nonseasonal not dilapidated units, for rent.
²For owner - occupied dwelling units and vacant nonseasonal not dilapidated units, for sale only.

HOUSING—BLOCK STATISTICS

Table 3.—CHARACTERISTICS OF HOUSING FOR CENSUS TRACTS, BY BLOCKS: 1950—Con.

Census tract	Block	All dwelling units by occupancy and tenure					All dwelling units by condition and plumbing facilities			Occupied dwelling units			Contract monthly rent ¹		Value ² of one-dwelling-unit structures	
		Total	Owner occupied	Renter occupied	Vacant non-seasonal not dilap. for rent or sale	Other vacant and non-resident	Number reporting	No private bath or dilap.	No running water or dilap.	Total	Persons per room		Number reporting	Average monthly rent (dollars)	Number reporting	Average value (dollars)
											Number reporting	1.51 or more				
828	186	19	19						19	19						
	187	17	16	1					17	17			1	19	17,210	
	188	9	9						9	9				13	16,769	
	189	10	10						10	10				9	16,000	
	190	12	12						12	12				10	16,900	
	191	26	26						25	25				11	16,727	
	192	15	14	1					15	15				25	18,040	
	193	14	14	1					14	14				14	19,071	
	194	11	10		1				10	10				14	17,928	
	195	10	10						10	10				11	17,181	
	196	9	9						9	9				10	18,600	
	197	11	11						9	9				9	19,611	
	198	6	6						11	11				11	17,636	
	199	6	6						4	4				6	21,500	
	200	10	9			1			6	6				6	31,666	
	201	9	9						9	9				9	33,888	
	202	10	10						9	9				9	23,500	
	204	11	11						10	10				10	21,950	
	205	6	6						11	11				11	27,409	
	206	7	6		1				6	6				6	18,000	
	207	11	9	1	1				6	6				6	17,000	
	208	17	16	1					10	10			1	9	17,222	
	209	11	11	1					17	17			1	16	23,093	
	210	11	10	1					11	11				11	19,863	
	211	8	8						11	11		1		10	20,800	
	212	12	12						8	8				7	19,285	
	213	15	15						12	12				12	18,333	
	214	10	9	1					14	15				15	20,266	
	215	6	6						8	8				8	19,623	
	216	13	13						6	6				6	16,833	
	217	18	17	1					13	13				12	18,166	
	218	15	14	1					18	18			1	16	17,062	
	219	17	17						15	15			1	14	18,214	
	222	11	11						17	17				16	17,750	
	223	15	15						11	11		1		11	22,636	
	224	2	2						15	15				15	17,333	
	225	9	9						9	9				9	20,666	
	226	10	10						10	10				10	18,050	
	227	12	12						12	12				12	20,166	
	228	13	12		1				12	12				12	21,291	
	229	10	10						12	12				8	24,000	
	230	19	18	1					10	10				18	20,222	
	231	17	17						17	17			1	18	20,000	
	232	20	20						17	17				20	23,100	
	233	4	4						4	4				4	20,000	
	234	4	4						4	4				4	20,000	
	235	15	15						20	20				15	25,933	
	236	14	14						4	4				14	21,321	
	237	41	39	2					15	15				14	28,944	
	238	27	25	2					14	14				15	21,321	
	238	21	16	5					36	41				36	28,944	
	239	46	1	11	34			4	27	27			21	5	8,400	
	240	26	1	1	12	34		4	21	21			5	12	10,908	
	242	9	6	3	14				1	1			1	11	12,200	
	244	9	3	5		1			26	9						
	245	2	2					4	9	9			2	4	14,500	
	246	4	1	3					8	8			4			
	247	1						3	4	4	1		3		4,000	
829	3	1														
	4	3														
	5	5	3						3	3				3	26,333	
	6	6	5		1				5	5				5	19,000	
	7	5	5						5	5				5	19,500	
	8	3	3						5	5				5	15,300	
	10	20	20						3	3				3	17,333	
	11	18	18						20	20				20	12,130	
	12	10	10						17	18				18	11,777	
	13	14	13						10	10				10	13,650	
	14	1							14	14			1	13	12,923	
	15	2														
	16	5	5						5	5				5	18,500	
	17	6	6						6	6				6	19,833	
	18	4	4						4	4				4	22,750	
	19	1	1						4	4				4		
	20	2	4						4	4				4	23,750	
	21	4	4						6	6				6	18,666	
	22	1	7						7	6				7	16,000	
	23	7	7						7	7				7	13,238	
	24	8	7		1				23	23			2	21	13,475	
	25	23	21	2					20	20				20	13,475	
	26	20	20						17	17			18	63.55		
	27	18		17	1				5	5				1	30,000	
	28	1	4	1					5	5			1	4	30,000	
	29	5														
	30	2														
	31	5	4		1				4	4				4	19,300	

¹For renter - occupied dwelling units and vacant nonseasonal not dilapidated units, for rent.
²For owner - occupied dwelling units and vacant nonseasonal not dilapidated units, for sale only.

Table 3.—CHARACTERISTICS OF HOUSING FOR CENSUS TRACTS, BY BLOCKS: 1950—Con.

Census tract	Block	All dwelling units by occupancy and tenure					All dwelling units by condition and plumbing facilities			Occupied dwelling units			Contract monthly rent ¹		Value ² of one-dwelling-unit structures		
		Total	Owner occupied	Renter occupied	Vacant non-seasonal not dilap., for rent or sale	Other vacant and non-resident	Number reporting	No private bath or dilap.	No running water or dilap.	Total	Persons per room		Occupied by non-white	Number reporting	Average monthly rent (dollars)	Number reporting	Average value (dollars)
											Number reporting	1.51 or more					
829	32	5	4		1	5			4	4					4	24,500	
	34	3	3			3			3	3					3	17,833	
	35	25		25		25			25	25			25	62.44			
	37	7	7			7			7	7					7	17,428	
	38	4	4			4			4	4					4	16,875	
	39	7	7			7			7	7					7	13,857	
	40	8	8			8			8	8					8	15,375	
	41	9	8			8		1	8	8					8	18,500	
	42	24	22	2		24			24	24			2		22	16,090	
	43	9	9			9			9	9					9	17,111	
	44	22	21	1		22			22	22			1		20	13,550	
	45	25	23	2		23			25	25					23	13,178	
	46	7	7			7			7	7					7	14,214	
	47	6	6			6			6	6					6	14,156	
	48	7	7			7			7	7					7	14,328	
	49	17	17			17			17	17					17	14,470	
	50	5	5			5			5	5					5	12,500	
	51	35	33	2		32			35	35			2		33	12,550	
	52	25	23	1	1	25			24	24			1		22	22,934	
	53	4	4			4			4	4					4	30,625	
	54	18	13	4		18	2		17	17			4	39.00	11	18,754	
	55	23	20	3		23	1	1	23	23			3	53.33	17	12,735	
	56	17	17			17			17	17					17	23,235	
	57	20	19	1		20			20	19					19	24,684	
	58	35	29	6		34			35	35			5	61.60	26	16,980	
	59	8	8			7			8	8					8	23,375	
	60	3	3			3			3	3					3		
	61	1															
	62	38	15	23		35			38	36			18	99.16	14	13,071	
	63	30	25	5		30			30	30			5	48.00	21	20,714	
	64	112	17	94		108			111	108			90	52.55	13	13,615	
	66	58	18	40		58	2	2	58	58		1	34	60.41	12	9,333	
	67	11	8	3		11			11	11			3	44.33	7	10,255	
	69	28	10	16		25	4		26	26			16	43.06	8	9,714	
	70	30	19	10		26	1		29	23		1	6	54.16	14	16,035	
	71	15	12	3		15	1	1	15	15			3	51.66	11	10,772	
	72	29	4	24		22			28	27			21	101.33	4		
	73	12	7	5	1	10			12	11			7		4	13,500	
	74	18	10	8		16			18	14			7	45.00	5	11,500	
	75	29	8	19		27	3	3	27	24			17	46.52	8	14,600	
	76	4	3	1		4			4	4			1		2		
	77	10	5	5		10			10	10			4	42.25	5	11,200	
	78	13	5	8		13			13	13			7	49.00	5	15,600	
	79	2															
	80	4	2	2		4			4	4			2		2		
	81	11	1	9		9	6		10	8			8	31.75			
	83	27		27		23			27	27		1	27	46.85			
	84	3	1	2		3	1	2	3	3			1		1		
	86	18	7	11		17			18	17			9	106.11	4	10,000	
	87	3	3			3			3	3					3	9,000	
	88	14	4	10		14			14	14			9	41.88	4	8,750	
	89	13	1	12		13			13	13			12	40.66			
	92	3	1	2		3	2		3	3			2		1		
	93	8	1	7		8	2	2	8	8		1	7	32.85	1		
	94	3	2	1		3			3	3			1		1		
	95	2											2				
	100	6	3	3		6			6	6			2		2		
	830	1	4	1	3		4		4	4			3	50.00		1	
		2	5		5		5		5	5			5	16.00			
		3	57	45	12		57	4	2	57	57		1	12	33.08	41	8,004
		4	77	61	16		76			77	75		2	15	53.86	48	8,512
		5	124	109	15		121			124	121		1	12	45.66	103	11,164
		6	40	37	2	1	40	1		39	38		1	1		37	9,337
		7	45	40	5		45			45	45			5	46.80	39	8,951
		8	41	36	5		41	1		41	41			5	39.40	35	9,445
		9	60	50	8	2	60			58	57			8	55.62	45	8,768
		10	42	24	17	1	42			41	41		1	17	37.47	18	7,833
		11	28	21	7		28	2	2	28	28			6	34.16	19	9,473
		12	51	38	11		51			49	49			10	53.20	31	8,822
		13	41	35	5		41	1		40	40			3	45.20	31	12,380
		14	44	40	3		44			43	43			3	56.00	37	9,067
		15	43	40	3		42		2	43	43		1	3	51.66	37	9,029
		16	37	34	3		37			37	33			3	51.00	34	10,600
		17	16	9	5		16	2	2	14	14			3	43.33	8	10,875
	18	11	10			11			10	10					10	11,250	
	19	12	9	3		10	1	1	12	10			2		7	10,428	
	20																
	831	2	40	15	25		40		40	40			24	47.83	8	18,250	
		3	47	29	18		46		47	46			16	39.06	14	11,428	
		4	52	22	29		52		51	51			27	45.14	13	10,615	
		5	40	22	18	1	39			40	40		1	40.11	12	9,458	
		6	2														
		7	1														

¹For renter - occupied dwelling units and vacant nonseasonal not dilapidated units, for rent.
²For owner - occupied dwelling units and vacant nonseasonal not dilapidated units, for sale only.

HOUSING—BLOCK STATISTICS

Table 3.—CHARACTERISTICS OF HOUSING FOR CENSUS TRACTS, BY BLOCKS: 1950—Con.

Census tract	Block	All dwelling units by occupancy and tenure					All dwelling units by condition and plumbing facilities			Occupied dwelling units			Contract monthly rent ¹		Value ² of one-dwelling-unit structures		
		Total	Owner occupied	Renter occupied	Vacant non-seasonal not dilap., for rent or sale	Other vacant and non-resident	Number reporting	No private bath or dilap.	No running water or dilap.	Total	Persons per room		Number reporting	Average monthly rent (dollars)	Number reporting	Average value (dollars)	
											Number reporting	1.51 or more					Occupied by non-white
831	8	25	12	12	1				24	24	1	1	13	43.00	4	10,250	
	9	150	98	51	1		6	2	149	147	1		46	45.91	79	7,373	
	10	35	30	3	1	2			33	33	1		3	63.66	29	11,155	
	11	28	27	1				1	27	28			1		24	11,479	
	12	43	18	18		7			42	36			18	105.00	17	12,147	
	13	38	34			4			35	34					30	12,290	
	14	26	24	2					26	26			2		23	11,847	
	15	26	25	1				2	26	26					23	10,639	
	16	33	27	6				3	33	33			3	33.00	21	8,261	
	17	13	7	6					13	13			6	48.50	5	8,060	
	18	45	28	17				3	45	45			17	44.35	19	8,026	
	19	74	3	71				11	74	74	3		69	49.14	1		
	20	14	10	4					14	14			4	66.00	7	13,928	
	21	74	31	41	1	1			72	71			41	41.43	18	10,166	
	22	45	25	18	1	1			44	43			17	48.23	19	9,821	
	23	39	24	15					38	39		1	15	48.00	10	11,550	
	26	5	3		2				5	3					3	10,333	
	27	63	4	59					63	63	1		58	42.44	4	10,250	
	28	9	8	1					9	9			1		6	9,983	
	29	35	26	9				1	34	34			8	52.75	21	8,966	
	30	30	14	14	1	1			29	28			14	42.35	10	8,050	
	31	75	4	71					75	75	2		70	41.47	4	8,000	
	832	2	20	14	6				18	20			6	33.33	11	6,318	
		3	31	22	9				31	31			9	42.44	18	6,455	
		4	36	24	11		1			35	35		11	43.18	15	16,800	
		5	38	27	11					38	38	2		10	39.10	21	12,404
		6	46	30	16					46	46			13	42.00	18	8,888
		7	27	14	13					27	27	1		12	42.66	9	9,333
		8	44	21	22	1				41	41			21	42.28	9	8,444
		9	51	32	19					49	51			17	41.76	22	7,959
		10	49	26	23					49	49	2		22	43.81	14	8,642
11		55	28	27					55	55	2		26	50.03	18	7,883	
12		45	31	14					45	45	1	1	14	47.71	17	8,794	
13		49	29	20					49	49	1		20	53.05	21	7,752	
14		40	26	14					38	40	1		14	39.35	15	8,780	
15		44	34	9		1			42	43		1	9	45.88	29	9,827	
16		25	18	7					25	25			7	46.85	11	11,545	
17		18	16	2					17	18			2		10	14,300	
18		39	30	9					39	39			9	50.88	26	14,461	
19		40	30	10					39	40			9	50.55	21	11,690	
20		31	29	2					31	31			2		27	12,862	
21		116	105	11				2	116	116	3		9	48.00	98	11,417	
22		41	33	8					41	41			7	37.71	29	11,806	
23		40	31	8					40	39		1	8	36.50	29	10,589	
24		37	25	11		1			37	36			10	40.80	20	10,720	
25		15	9	5		1			14	14			5	44.00	6	10,333	
26		38	33	5					37	38	1		5	49.60	25	9,952	
27		16	13	3					16	16			3	36.66	10	11,600	
28		45	38	6		1			45	44			5	31.80	33	8,333	
29		48	32	16					48	47		3	16	38.31	22	7,386	
30		45	34	11					45	45			11	34.81	27	8,500	
31		63	34	28		1			63	62			27	44.40	19	8,368	
32		48	32	16					46	47	2		14	61.50	24	8,212	
33		55	43	10		2			53	52	1		9	38.55	34	8,623	
34		30	18	12					28	30	2		11	43.72	8	9,812	
35		9	3	6					8	9			4	37.50	2		
36		45	24	21					45	45			20	42.15	18	8,938	
37		43	32	11					42	43	2		9	44.88	22	8,113	
38		41	24	17					41	40			15	42.80	19	7,478	
39		36	23	12		1			36	35			12	41.33	17	6,588	
40		27	18	9					26	27	4		8	32.00	13	6,153	
41		73	1	72					73	72			6	46.95	1		
42		3	2	1					3	3			1		1		
43		50	26	23	1				50	49			21	40.95	15	6,100	
44		48	22	24		2			47	46			22	52.04	11	12,681	
45		50	28	22					50	49			19	45.57	15	8,433	
46		33	20	11		2			31	31	1		11	44.54	10	6,600	
47		7	4	3					7	7			3	47.66	1		
48		33	20	13					32	33			13	45.15	15	11,733	
49		41	35	6					39	41			6	66.83	30	13,500	
50		49	31	16		2			47	47			13	45.30	21	13,738	
51		66	33	31	1	1			66	64	2		30	61.83	19	9,963	
52		102	51	48		3			102	99	2		44	48.15	18	9,555	
53		74	46	28					74	74	1		26	47.11	30	9,283	
54		53	41	12					53	53			11	43.72	33	8,790	
55		40	31	8		1			40	39			8	45.50	25	9,076	
56		12	10	2					12	11			2		8	12,687	
57		19	16	2		1			19	18			2		13	8,953	
58		36	24	12					36	36			12	39.75	17	9,794	
59		59	47	10		2			59	57			10	49.50	39	9,797	
60		39	37	2					39	39			5		35	8,288	
61		19	14	5					19	19			2	35.00	10	8,200	
62		21	12	7		2			18	19			7	35.57	10	8,250	
63		8	5	3					8	8			3	37.00	5	9,600	

¹For renter - occupied dwelling units and vacant nonseasonal not dilapidated units, for rent.
²For owner - occupied dwelling units and vacant nonseasonal not dilapidated units, for sale only.

Table 3.—CHARACTERISTICS OF HOUSING FOR CENSUS TRACTS, BY BLOCKS: 1950—Con.

Census tract	Block	All dwelling units by occupancy and tenure					All dwelling units by condition and plumbing facilities			Occupied dwelling units			Contract monthly rent ¹		Value ² of one-dwelling-unit structures	
		Total	Owner occupied	Renter occupied	Vacant non-seasonal not dilap., for rent or sale	Other vacant and non-resident	Number reporting	No private bath or dilap.	No running water or dilap.	Total	Persons per room		Number reporting	Average monthly rent (dollars)	Number reporting	Average value (dollars)
											Number reporting	1.51 or more				
832	64	25	20	5					25	1	1					
	65	17	11	6					17	1	1					
	66	33	24	9					33	1	1					
	67	24	16	8					24	1	1					
	68	39	28	11					39	1	1					
	69	40	30	10					40							
	70	39	26	13					39							
	72	42	31	11					42							
	73	12	8	4					12							
	74	16	13	3					16							
	75	24	17	7					24							
	76	28	21	7					28							
	77	29	23	6					29							
	78	40	12	28					40							
	79	20	14	6					20							
	80	36	25	11					36							
833	2	1	5	3					8							
	3	8	10	3					13							
	4	13	10	3					5							
	5	5	4	1					11							
	6	12	11	1					24							
	7	24	11	13					33							
	8	33	33	0					34							
	9	35	28	7					34							
	10	34	28	6					41							
	11	42	33	9					37							
	12	38	29	9					24							
	13	25	21	4					39							
	14	39	33	6					23							
	15	23	16	7					22							
	16	22	16	6					29							
	17	22	16	6					36							
	18	39	27	12					34							
	19	34	27	7					38							
	20	38	27	11					38							
	21	44	27	17					44							
	22	37	14	23					37							
	23	37	29	8					36							
	24	21	17	4					21							
	25	20	20	0					19							
	26	22	22	0					22							
	27	30	31	-1					31							
	28	29	26	3					29							
	29	18	12	6					17							
	30	10	7	3					9							
	31	4	7	-3					4							
	32	16	10	6					16							
	33	35	25	10					35							
	34	29	25	4					29							
	35	36	27	9					36							
	36	31	18	13					31							
	37	31	25	6					28							
	38	29	26	3					33							
	39	35	29	6					35							
	40	16	13	3					16							
	41	19	18	1					19							
	42	33	29	4					33							
	43	36	22	14					35							
	44	44	33	11					44							
	45	36	27	9					36							
	46	32	31	1					30							
	47	34	29	5					32							
	48	32	28	4					32							
	49	20	16	4					20							
	50	11	10	1					11							
	51	31	20	11					31							
	52	34	29	5					34							
	53	37	31	6					37							
	54	14	14	0					14							
	55	19	11	8					19							
	56	33	21	12					33							
	57	32	23	9					32							
	58	42	25	16					42							
	59	31	21	10					31							
	60	34	21	13					34							
	62	25	17	8					25							
	63	34	14	20					34							
	64	25	21	4					25							
	66	19	15	4					19							
	67	32	21	11					32							
	68	21	12	9					21							
	69	18	10	8					18							
	70	39	25	14					39							
	71	34	15	18					34							
	72	29	17	12					29							

¹For renter - occupied dwelling units and vacant nonseasonal not dilapidated units, for rent.
²For owner - occupied dwelling units and vacant nonseasonal not dilapidated units, for sale only.

HOUSING—BLOCK STATISTICS

Table 3.—CHARACTERISTICS OF HOUSING FOR CENSUS TRACTS, BY BLOCKS: 1950—Con.

Census tract	Block	All dwelling units by occupancy and tenure					All dwelling units by condition and plumbing facilities			Occupied dwelling units			Contract monthly rent ¹		Value ² of one-dwelling-unit structures		
		Total	Owner occupied	Renter occupied	Vacant non-seasonal not dilap., for rent or sale	Other vacant and non-resident	Number reporting	No private bath or dilap.	No running water or dilap.	Total	Persons per room		Occupied by non-white	Number reporting	Average monthly rent (dollars)	Number reporting	Average value (dollars)
											Number reporting	1.51 or more					
833	73	32	19	13					32	32			13	44.46	14	11,857	
	74	12	10	2					12	11			2		9	10,300	
	75	30	15	13	1	1		8	4	28	26	2	12	39.58	9	9,944	
834	1	18	13	5					18	18			5	51.80	9	9,888	
	2	23	14	8		1			23	22			8	36.37	11	7,972	
	3	11	8	3					11	11	1		3	42.00	7	7,185	
	4	16	13	3					9	16			3	45.00	6	6,716	
	5	12	9	3		1			11	11			3	36.00	7	10,142	
	6	33	10	23					33	33	1		21	54.90	8	9,437	
	7	22	20	2				1	22	22			1		18	8,722	
	8	28	22	6					28	28			6	66.33	20	9,888	
	9	26	23	3				1	26	26			3	54.66	18	9,888	
	10	31	21	10				1	31	31	1		8	46.87	18	9,972	
	11	22	19	3					22	22			3	56.66	18	9,166	
	12	21	21						21	21					21	8,447	
	13	19	15	3		1			19	18			3	49.00	13	7,369	
	14	4	4						4	4					4	8,625	
	17	11	9	2					11	11	1		2		9	6,277	
	18	25	23	2				1	25	25			2		23	6,826	
	19	29	21	8					29	29			6	48.33	17	7,500	
	20	27	21	6					27	27		1	6	44.16	17	7,970	
	21	33	24	9		1			33	32			8	39.00	17	10,088	
	22	36	29	7		1			36	35	1		7	48.85	23	8,673	
	23	19	16	3					19	17			3	41.66	15	8,800	
	24	25	15	10					25	24			8	50.87	5	10,300	
	25	37	25	12		1			37	36			11	44.36	19	12,289	
	26	46	28	18					46	46	1		16	41.12	13	8,500	
	27	25	15	10					25	24		1	9	45.33	8	9,312	
	28	35	23	12					35	35		2	11	47.18	19	6,957	
	29	41	27	14		2			41	39			13	45.53	18	8,416	
	30	19	10	9		1			19	19			9	37.22	6	7,916	
	31	10	8	2					10	9		1	2		7	8,114	
	32	36	25	11		1			36	35			10	38.00	20	7,475	
	33	34	24	10					33	33			7	35.00	13	9,423	
	34	17	12	5					17	17			5	58.60	7	8,571	
	35	23	17	6					23	22			5	39.60	11	9,590	
	37	34	24	10		1			33	33			9	47.22	21	8,238	
	38	26	20	6					26	26			6	47.16	19	8,578	
	39	24	17	7				2	24	24	2		7	46.00	17	8,841	
	40	5	5						5	5			3		3	7,833	
	42	5	5						5	5			5		5	5,940	
	43	23	17	6					23	23			6	42.00	14	8,264	
	44	29	23	6		1			29	28			5	50.60	19	9,463	
	45	13	13						13	13					13	9,500	
	46	19	12	7					19	18			6	45.00	5	10,920	
	47	24	19	5		1			24	24			4	50.75	15	11,166	
	48	27	23	4					27	27			4	58.25	19	10,263	
	49	22	14	8				2	22	20			6	35.00	9	10,888	
50	6	6						6	6					5	8,500		
51	6	6						6	6					5	5,400		
52	18	12	6					18	18			6	54.66	12	9,875		
53	14	9	5					14	13			4	56.25	7	8,671		
54	13	10	3		1			13	13			3	56.66	7	7,071		
55	34	23	11					34	33			11	57.45	11	9,227		
56	21	17	4		1			21	21			4	40.50	14	7,642		
57	28	19	9					28	28			9	38.44	10	7,130		
58	9	6	3					9	9		1	3	34.00	5	6,200		
59	25	13	12					25	25			11	46.54	8	7,187		
60	43	26	17					43	43			15	44.53	16	9,475		
61	24	13	11					23	23			9	47.44	8	10,062		
62	12	9	3					12	12			3	53.00	6	12,083		
63	12	10	2					12	12			1		7	13,857		
64	1							1									
65	4	3	1					4	4			1		3	9,333		
66	14	10	4					14	14			4	49.25	9	7,111		
67	16	9	7					16	16			7	44.57	7	8,571		
68	1							1									
69	6	6						6	6					1			
70	12	11	1					12	12			1		11	8,527		
71	20	15	5		1			20	19			4	40.75	12	10,125		
72	23	20	3					23	22			2		17	11,441		
73	24	14	10		1			24	24			10	46.00	6	10,316		
74	27	20	7					27	27		1	7	40.57	16	10,937		
75	30	24	6					30	30			5	43.00	18	10,677		
76	14	7	7					14	13			5	42.00	6	8,666		
77	25	17	8		1			24	24			6	39.16	11	9,863		
78	44	28	16					44	44			16	45.62	22	9,704		
79	45	33	12					45	45			11	40.36	27	7,962		
80	40	39	1					38	38			7	37.57	25	9,340		
81	6	6						6	6			1		1			
82	36	28	8		1			34	34			7	51.42	22	10,204		
83	33	28	5		1			33	32			2		22	9,863		
84	30	28	2					30	29			4	38.75	23	9,326		
85	12	7	5					12	10			3	35.00	6	7,033		

¹For renter-occupied dwelling units and vacant nonseasonal not dilapidated units, for rent.
²For owner-occupied dwelling units and vacant nonseasonal not dilapidated units, for sale only.

Table 3.—CHARACTERISTICS OF HOUSING FOR CENSUS TRACTS, BY BLOCKS: 1950—Con.

Census tract	Block	All dwelling units by occupancy and tenure					All dwelling units by condition and plumbing facilities			Occupied dwelling units			Contract monthly rent ¹		Value ² of one-dwelling-unit structures	
		Total	Owner occupied	Renter occupied	Vacant non-seasonal not dilap., for rent or sale	Other vacant and non-resident	Number reporting	No private bath or dilap.	No running water or dilap.	Total	Persons per room		Number reporting	Average monthly rent (dollars)	Number reporting	Average value (dollars)
											Number reporting	1.51 or more				
834	86			1												
	87	20	14	2		3			20	3						
	88	15	14						6	15	1		63.50	11	11,909	
	89	17	13		1	14			15	15				11	11,090	
	90	23	19			17			16	15			49.66	10	9,950	
	91	6	4			21			23	23			58.75	14	10,742	
	92	5	4			6		3	6	6				2	8,333	
	93	5	14			13		3	15	15				7	9,638	
	94	6	28			7		1	35	35			44.57	22	11,000	
	95	8	24	12		34			36	36		11	48.18	16	9,125	
835	96	37	24	13		37			37	37		13	46.30	15	8,966	
	97	14	23	11		34	1	1	34	34	1	9	38.11	19	9,821	
	98	8	23	14		37	1	1	37	37		14	46.57	16	9,406	
	99	6	28	7	1	36	1	1	35	35		6	46.00	16	9,062	
	100	19	16	3		19			19	19		3	42.66	12	8,983	
	3	18	10	8		18	1		18	18		8	51.37	7	17,285	
	4	3	2	1		3			3	3		1		1	23,000	
	5	5	5			5			5	5				15	18,533	
	6	19	17	2		19			19	19		2		19	18,052	
	7	25	22	3		25			25	25	1	3	46.00	11	15,000	
8	24	16	8		24			24	24		8	55.12	21	16,809		
9	26	23	3		26			26	26		3	130.00	16	14,906		
10	20	7	7		27		1	1	27	27	5	48.00	6	13,583		
11	14	9	5		14			14	14		4	62.50	8	15,500		
12	23	17	6		23			23	23	1	6	50.83	8	15,500		
13	6	21	15		36			36	36		14	58.14	14	15,714		
14	7	23	4		27			27	27		4	53.75	17	17,764		
15	22	22	6		29			28	28		6	63.00	17	16,705		
16	10	20	9		30			29	28		7	58.71	16	16,343		
17	9	9			9			9	9				8	19,000		
18	16	14	1	1	16			15	15		12		12	15,791		
19	18	26	11		38			37	37		8	56.12	14	14,714		
20	26	16	10	1	26			26	26		10	57.50	10	13,800		
21	17	15	2		17			17	17		1		15	22,066		
22	18	16	1		18			17	17		1		13	21,192		
23	28	17	11		28			28	28		10	59.60	12	14,250		
24	8	8			8			8	8		8		8	18,062		
25	3	2	1		3			3	3		1		2	22,333		
26	20	16	3		20			19	19		3	108.33	15	17,566		
27	29	20	9		28			29	29		7	47.14	12	14,750		
28	8	5	3		8			8	8		2		5	11,200		
29	1															
30	30	20	10		29	1		30	29	1	1	10	49.60	11	16,272	
31	30	18	11	1	30			29	29		12	54.75	10	16,200		
32	38	21	17		38			38	38		17	59.82	10	14,800		
33	32	24	7		32			31	31		7	49.42	16	16,062		
34	12	10	2		12			12	12	1	2		9	22,333		
35	15	13		1	15			13	12				13	17,076		
36	21	13			34			34	34		13	50.38	12	15,458		
37	14	7	7		14			14	14		7	53.42	3	15,833		
38	39	18	21		38			39	39	1	20	44.40	11	18,818		
39	26	20	6		26			26	26		6	56.83	14	16,750		
40	32	20	11	1	32			31	31		12	49.66	11	14,000		
41	31	16	14		31		1	30	30		13	43.07	6	11,833		
42	30	23	7		29			30	30		4	44.50	16	12,031		
43	29	21	8		29			29	29		6	43.00	15	11,660		
44	10	7	3		10			10	10		3	52.33	4	14,250		
45	23	14	9		22			23	23		8	44.87	5	13,700		
46	48	32	16		48			48	48		16	45.18	23	11,469		
47	45	27	18		45			45	45		17	55.05	14	10,578		
48	43	25	18		43		1	43	43		17	49.76	14	11,964		
49	40	29	8		40			37	36		9	52.22	19	13,236		
50	40	29	11	3	40			40	40		9	51.77	21	16,595		
51	40	29	11		40			40	40		9	51.77	21	16,595		
52	35	23	12		35		2	35	35		12	48.58	18	17,722		
53	32	24	6	1	32			30	30		6	48.83	12	11,541		
54	30	18	12		30			30	30		12	64.16	9	12,277		
55	28	23	5		28			28	28		5	45.60	18	15,388		
56	32	28	4		32			32	32		4	68.75	24	17,416		
57	43	30	12		43			42	42		12	54.75	20	11,325		
58	41	26	15		41			41	41	1	14	54.14	22	12,409		
59	45	30	13		44			43	43		14	42.78	16	13,550		
60	45	30	13	1	44		2	43	43	1	14	51.87	6	10,900		
61	23	14	9		23			23	23		8	10.90	6	10,900		
62	43	14	27		43			43	43		27	44.51	12	10,266		
63	39	31	8		38			39	39		6	47.50	24	10,804		
64	34	29	5		34			34	33		4	54.00	23	11,804		
65	37	29	6		35			35	35		6	44.00	23	11,239		
66	20	19			19			19	18				18	15,416		
67	24	11			23			23	23		9	39.77	6	12,000		
68	17	12	5		17			17	17		4	42.00	9	8,666		
69	40	15	25		38			40	39		25	48.04	13	11,769		
70	26	10	16	2	26		2	22	21	2	10	41.80	10	11,300		
71	16	1	1		16			16	16		1		15	10,133		
72	18	16	2		18			18	17		2		15	9,300		
73	36	30	5		35			35	34		5	47.00	23	8,326		

¹For renter - occupied dwelling units and vacant nonseasonal not dilapidated units, for rent.
²For owner - occupied dwelling units and vacant nonseasonal not dilapidated units, for sale only.

HOUSING—BLOCK STATISTICS

Table 3.—CHARACTERISTICS OF HOUSING FOR CENSUS TRACTS, BY BLOCKS: 1950—Con.

Census tract	Block	All dwelling units by occupancy and tenure					All dwelling units by condition and plumbing facilities			Occupied dwelling units			Contract monthly rent ¹		Value ² of one-dwelling-unit structures	
		Total	Owner occupied	Renter occupied	Vacant non-seasonal not dilap., for rent or sale	Other vacant and non-resident	Number reporting	No private bath or dilap.	No running water or dilap.	Total	Persons per room		Number reporting	Average monthly rent (dollars)	Number reporting	Average value (dollars)
											Number reporting	1.51 or more				
835	76	48	34	14					48	47		13	425.3	25	922.0	
	77	38	11	27					38	38	1	27	452.2	9	913.3	
	79	14	12	2					14	14		2		11	831.8	
	80	17	15	2					17	16		10		15	1016.6	
	81	28	16	12					28	28	1	14	452.0	7	1078.3	
	82	24	7	16				1	24	23		14	394.2	3	1133.3	
	83	52	34	17				1	52	50		17	429.4	7	1050.0	
	84	20	16	4				1	20	19		4	562.5	13	1279.2	
	85	24	21	3					24	24	1	3	446.6	17	1029.4	
	86	11	8	3					11	11		3	516.6	8	1000.0	
	90	10	8	2					10	10		2		8	1137.5	
	91	17	11	6					17	17		6	416.6	8	1093.7	
	92	12	10	2					12	12		2		6	1015.0	
836	1	45	37	7				1	45	44		6	455.0	34	1248.5	
	2	27	20	7					27	26		7	518.5	14	1103.5	
	3	31	25	6					31	30		5	472.0	16	1159.3	
	4	17	13	4					17	17		4	602.5	8	1312.5	
	5	10	7	3					10	9		2		4	1350.0	
	6	39	28	11					39	39		11	530.0	17	1402.9	
	7	40	25	14					40	39		14	515.0	13	1403.8	
	8	31	21	10				3	31	31		9	626.6	13	1442.3	
	9	23	18	5					23	22		5	568.0	13	1408.3	
	10	24	16	7					24	23		7	617.1	12	1516.6	
	11	31	19	12					31	31		11	507.2	15	1440.0	
	12	19	11	8					19	16		5	624.0	4	1475.0	
	13	1														
	16	9	4	5					9	8		4	762.5	2		
	17	32	24	8					32	31		8	646.2	10	1360.0	
	18	48	27	21					48	47		17	544.7	9	1455.5	
	19	1														
	20	10	7	3					10	8		2		3	1533.3	
	21	4	1	2					4	3		3				
	22	38	21	17					37	38		14	1000.0	9	1700.0	
	23	33	23	9					31	32		8	537.5	16	1512.5	
	24	34	22	11					33	33		11	500.9	11	1363.6	
	25	37	26	11					37	37		10	461.0	20	1392.5	
	26	14	13	1					14	14		12		12	1358.3	
	27	22	15	6					21	19		5	340.0	10	1290.0	
	28	33	31	2					33	33		1		26	1155.0	
	29	31	23	8					31	31		7	631.4	20	1140.0	
	30	28	19	9					27	28		8	513.7	13	1121.5	
	31	30	14	16					30	30		15	527.3	5	1120.0	
	32	16	8	8					16	15		7	501.4	2		
	33	14	10	4					14	13		4	500.0	6	1500.0	
	34	21	14	7					21	21		6	576.6	9	1433.3	
	35	4	2	2					4	4		1		1		
	36	14	11	3					14	14		3	566.6	8	1706.2	
	37	33	22	11					33	33		11	484.5	11	1559.0	
	38	30	19	11					30	30		11	536.3	11	1545.4	
	39	34	19	13				3	33	32		13	424.6	10	1115.0	
	40	22	17	5					22	22		5	550.0	12	1150.0	
	41	30	20	10					30	30		10	455.0	20	878.5	
	42	38	12	26					38	38		25	538.0	2		
	43	36	18	18					36	34		18	495.0	2		
	44	38	21	17					38	36		17	559.4	8	1481.2	
	45	36	19	17					36	35		16	551.8	6	1325.0	
	46	54	23	31					54	54		30	484.6	5	1510.0	
	47	28	14	13					28	27		11	550.9	2		
	48	1														
	49	6	6						6	6				6	1406.6	
	50	20	6	12					18	17		12	406.6	6		
	51	30	16	13					30	29		12	428.3	9	1238.8	
837	2	10	7	3					9	10		3	300.0	5	728.0	
	3	17	13	4					17	17		4	337.5	7	692.8	
	4	8	8						8	8				8	1115.0	
	5	25		25					25	25		24	428.7	8		
	6	81	9	71					81	80		68	425.7	6	1135.0	
	7	32	19	12					31	31		12	488.3	12	916.6	
	8	44	24	17					44	37		17	501.7	9	1133.3	
	9	3	1	2					3	3		1		1		
	10	60	12	48					60	60		46	424.1	7	1042.8	
	11	14	1	13					14	14		12	508.3			
	12	1														
	13	41	32	9					41	41		7	535.7	25	924.0	
	14	44	32	12					44	44		12	390.8	20	1010.0	
	15	48	32	15					46	47		13	464.6	15	1006.6	
	16	29	22	5					29	27		4	425.0	16	1009.3	
	17	9	8						9	8				7	742.8	
	18	21	17	4					21	21		3	233.3	12	775.8	
	19	46	32	14					46	46		10	415.0	22	611.3	
	20	37	28	9					37	37		8	395.0	23	605.2	
	21	36	27	8					36	35		8	313.7	21	687.1	
	22	36	27	8					36	35		8	361.2	25	639.6	

¹For renter - occupied dwelling units and vacant nonseasonal not dilapidated units, for rent.
²For owner - occupied dwelling units and vacant nonseasonal not dilapidated units, for sale only.

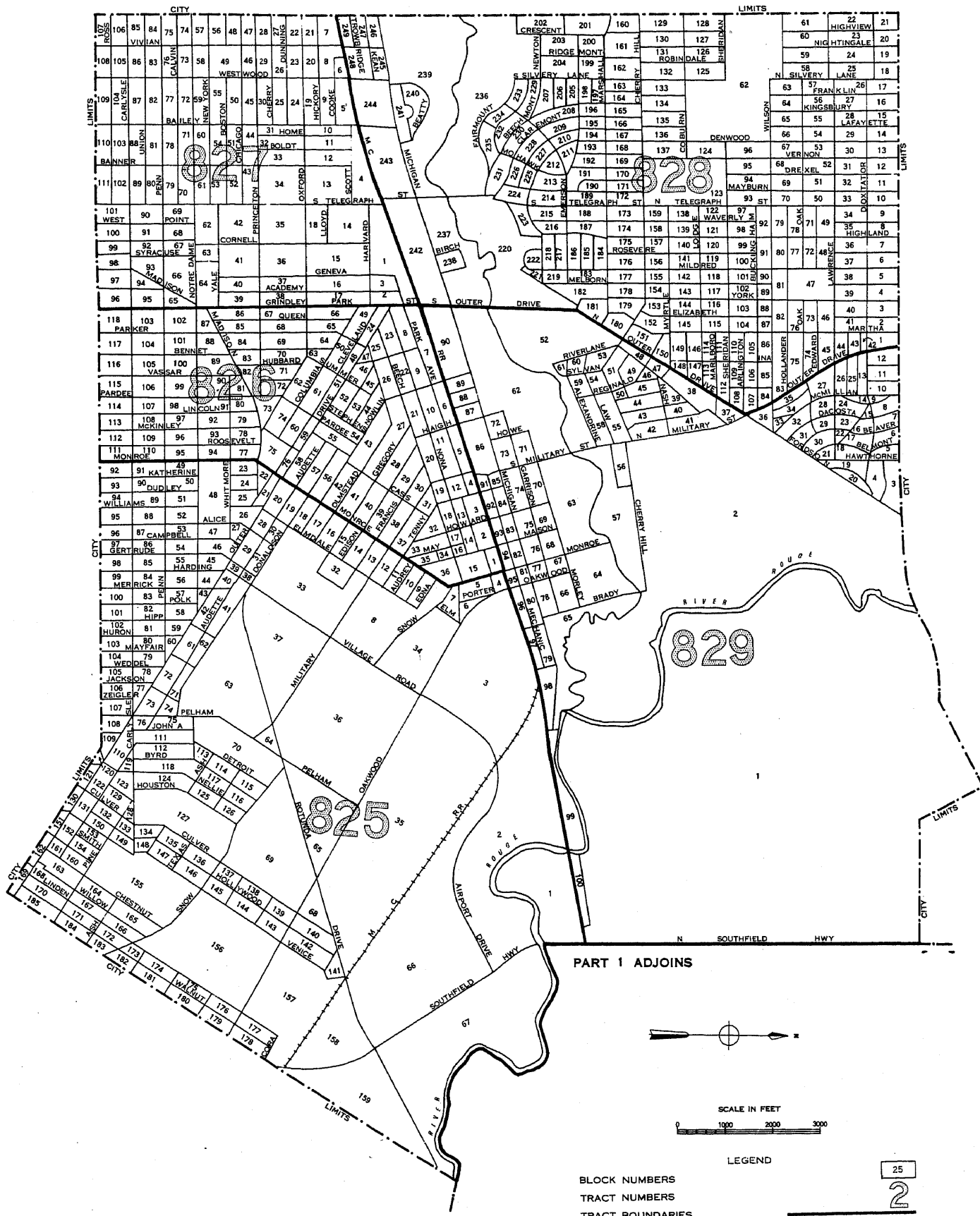
Table 3.—CHARACTERISTICS OF HOUSING FOR CENSUS TRACTS, BY BLOCKS: 1950—Con.

Census tract	Block	All dwelling units by occupancy and tenure					All dwelling units by condition and plumbing facilities			Occupied dwelling units			Contract monthly rent ¹		Value ² of one-dwelling-unit structures		
		Total	Owner occupied	Renter occupied	Vacant non-seasonal not dilap., for rent or sale	Other vacant and non-resident	Number reporting	No private bath or dilap.	No running water or dilap.	Total	Persons per room		Occupied by non-white	Number reporting	Average monthly rent (dollars)	Number reporting	Average value (dollars)
											Number reporting	1.51 or more					
837	24	26	22	4					26	26			4	41.25	20	9.075	
	25	28	19	9				28	28			7	47.37	12	9.291		
	26	49	24	25				49	47			24	44.87	7	9.571		
	27	27	17	9	1	1		27	26		1	9	53.00	12	9.500		
	28	18	14	4				18	18			4	61.50	9	7.911		
838	3	49	37	12				48	6	3			11	34.54	31	5.119	
	4	99	72	27		1		98	1	7		23	36.52	55	5.496		
	5	61	32	29				61	28		1	27	30.40	24	5.687		
	6	22	11	11				22	6	3		10	27.90	7	6.142		
	7																
839	2	5	1	3				5	3	3			3	18.33			
	4	30	18	11	1	1		29	5	3		12	32.75	8	9.562		
	5	101	65	35	1	2		101	11	4		31	36.96	42	5.504		
	6	11	7	4				11	1			4	33.25	5	6.900		
	7	12	6	6				12	12		1	5	43.20				
	8	7	4	3				7	7			3	47.00	2			
	9	5	4	1				5	5			1		2			
	10	24	8	15		3		18	4	3		12	40.00	2			
	11	7	2	5				6	2	2		4	46.75	1			
	12	13	2	11				12	4	2		9	42.22				
	13	2															
	14	76	44	32				75	5	5		28	40.71	29	6.489		
	15	36	22	14				35	4	1		14	37.64	18	6.333		
	16	37	33	3				70	1	6		34	41.29	16	6.531		
	17	33	23	10		1		36	2	2		12	40.00	9	9.500		
	18	33	23	10				61	3	1		22	41.09	14	7.335		
	19	48	22	26		1		48	4	4		19	36.89	19	5.710		
	20	77	42	35				99	22	13		10	36.38	9	4.666		
	21	77	42	35				54	20	13		5	39.91	6	5.016		
	22	3	3			1		5	5			1					
	24	9	7	2				9	3	3		1	2	50.71	4	5.750	
	25	34	12	21				33	15	13		2	21	40.02	3	4.500	
	26	100	58	40		2		89	8	7		34	31.72	29	5.137		
	27	36	19	16		1		36	5	4		11	46.66	7	4.428		
	28	6	3	3				6	6			3		1			
	31	3	2	1				3	3			1	1				
	32	16	5	11				15	5	5		1	11	53.27			
	36	70	22	48				54	24	7		4	63	39.50			
	37	54	11	43				27	2	1		13	48	35.52			
	38	65	9	55		1		64	33	6		7	54	35.38			
39	29	7	22				29	8	1		6	21	53.80	2			
40	13	4	9				13				9	9	42.88				
41	60	8	52				56	4			3	51	42.76	2			
42	6	2	4				5				4	4	35.00				
43	28	2	26				28				1	26	44.80	1			
44	10	1	9				10				2	9	43.22				
45	48	19	28		1		45	1			3	28	43.42	13	7.230		
46	66	9	56				30	6	6		3	53	40.20	3	5.666		
47	31	6	24		1		30	22			3	24	45.33	1			
48	8	4	4				7				3	3	39.33	3	8.333		
51	1																
52	1																
53	18	6	12				18	2			1	12	35.91	1	7.750		
54	52	12	40				50				2	34	34.26	4			
55	30	10	20				30	1			1	17	40.41	2			
56	25	7	18				25	3			4	18	45.72	3	8.666		
57	8	6	2				7				2	2		4	7.750		
58	22	8	13				21	3	1		10	10	48.70	1			
59	1																
60	31	3	28				30	25	22		2	28	30.00	1			
61	4	1	3				3	1			1	3	27.66	1			
62	6	3	3				1					1					
840	4	1															
	7	127	107	8	3	9	125				2	8	761.2	107	10.909		
	8	56	54	1		1	56							52	21.269		
	9	7	7				7							7	18.571		
	10	42	42				42							42	20.666		
	11	63	31	32			62							28	17.839		
	12	39	20	19			38							19	18.552		
	13	71	15	56			67					1	54	12	14.416		
	14	91	2	88			81						87	1			
	20	1															

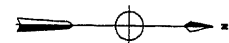
¹For renter - occupied dwelling units and vacant nonseasonal not dilapidated units, for rent.
²For owner - occupied dwelling units and vacant nonseasonal not dilapidated units, for sale only.

DEARBORN, MICHIGAN, BY CENSUS TRACTS AND BLOCKS: 1950

PART 2 OF 2 PARTS



PART 1 ADJOINS




LEGEND

- BLOCK NUMBERS
- TRACT NUMBERS
- TRACT BOUNDARIES
- U.S. DEPARTMENT OF COMMERCE, BUREAU OF THE CENSUS

1950 UNITED STATES CENSUS OF HOUSING

U. S. DEPARTMENT OF COMMERCE • BUREAU OF THE CENSUS



DECATUR, ILL.

**BLOCK
STATISTICS**

U. S. CENSUS OF HOUSING: 1950

Volume

- I General Characteristics
- II Nonfarm Housing Characteristics
- III Farm Housing Characteristics
- IV Residential Financing
- V Block Statistics

Housing statistics for census tracts are to be included in the Population reports on census tracts.

U. S. CENSUS OF POPULATION: 1950

Volume


- I Number of Inhabitants
- II Characteristics of the Population

Succeeding volumes will cover the following subjects:

Census Tracts, Nativity and Parentage, Nonwhite Population by Race, Persons of Spanish Surname, Institutional Population, Differential Fertility, Labor Force Characteristics, Occupation, Industry, Income, Internal Migration, Education, Characteristics of Families and Households.

UNITED STATES CENSUS of HOUSING : 1950
U. S. DEPARTMENT OF COMMERCE
CHARLES SAWYER, Secretary

BUREAU OF THE CENSUS
ROY V. PEEL, Director



BLOCK STATISTICS

DECATUR
ILLINOIS


Prepared under the supervision of
Howard G. Brunzman, Chief
Population and Housing Division

1950 HOUSING CENSUS REPORT

VOLUME V, PART 49

UNITED STATES GOVERNMENT PRINTING OFFICE 1952

BLOCKS





BUREAU OF THE CENSUS

ROY V. PEEL, *Director*

A. ROSS ECKLER, *Deputy Director*
HOWARD C. GRIEVES, *Assistant Director*
CONRAD TAEUBER, *Assistant Director*
MORRIS H. HANSEN, *Assistant Director for Statistical Standards*
ROBERT Y. PHILLIPS, *Assistant Director for Operations*
CALVERT L. DEDRICK, *Coordinator, International Statistics*
FRANK R. WILSON, *Information Assistant to the Director*

Population and Housing Division—

HOWARD G. BRUNSMAN, *Chief*
WAYNE F. DAUGHERTY, *Assistant Chief for Housing*
ROBERT B. VOIGHT, *Assistant Chief for Operations*
HENRY S. SHRYOCK, JR., *Assistant Chief for Population*
EDWIN D. GOLDFIELD, *Program Coordinator*

Quality and Equipment Statistics—ROBERT C. HAMER, *Chief*
Inventory Statistics—CARL A. S. COAN, *Chief*
Developmental Programs—J. HUGH ROSE, *Chief*
Residential Financing—JUNIA H. HONNOLD, *Chief*
Territories and Possessions—JOEL WILLIAMS, *Chief*
Statistical Sampling—JOSEPH STEINBERG, *Chief*
Statistical Procedure—MORTON A. MEYER, *Chief*
Processing Operations—MILTON D. LIEBERMAN, *Chief*

Administrative Service Division—WALTER L. KEHRES, *Chief*
Agriculture Division—RAY HURLEY, *Chief*
Budget Officer—CHARLES H. ALEXANDER
Business Division—HARVEY KAILIN, *Acting Chief*
Field Division—LOWELL T. GALT, *Chief*
Foreign Trade Division—J. EDWARD ELY, *Chief*
Geography Division—CLARENCE E. BATSCHELET, *Chief*
Governments Division—ALLEN D. MANVEL, *Chief*
Industry Division—MAXWELL R. CONKLIN, *Chief*
Machine Tabulation Division—C. F. VAN AKEN, *Chief*
Personnel Division—HELEN D. ALMON, *Chief*

SUGGESTED IDENTIFICATION

U. S. Bureau of the Census. *U. S. Census of Housing: 1950. Vol. V, Block Statistics, Part 49.*
U. S. Government Printing Office, Washington, D. C., 1952

For sale by the Superintendent of Documents, U. S. Government Printing Office, Washington 25, D. C.,
or any of the Field Offices of the Department of Commerce - Price 15 cents

PREFACE

This report presents statistics on characteristics of dwelling units by blocks for the city. The tabulations are based on data from the 1950 Census of Housing, taken as of April 1, 1950. Authorization for the 1950 Census of Housing as part of the Seventeenth Decennial Census was provided by the Housing Act of 1949, approved July 15, 1949.

The major portion of the information compiled from the 1950 Census of Housing appears in Volume I, *General Characteristics*; Volume II, *Nonfarm Housing Characteristics*; Volume III, *Farm Housing Characteristics*; Volume IV, *Residential Financing*; and Volume V, *Block Statistics*. Volume V consists of separate reports, issued as bulletins for each of the 209 cities which in 1940 or in a subsequent census had a population of 50,000 or more. These reports will not be bound into a single publication.

The subjects covered in both the 1950 and 1940 reports on characteristics of dwelling units by blocks are substantially similar.

This report was prepared under the direction of Howard G. Brunsmann, Chief, Population and Housing Division, and Wayne F. Daugherty, Assistant Chief for Housing. Robert C. Hamer, Chief, Quality and Equipment Statistics Section, was in charge of coordinating the content and the format of the report with assistance from Carl A. S. Coan, Chief, Inventory Statistics Section; Floyd D. McNaughton, Chief, Equipment and Facilities Unit; Beulah Washabaugh, Chief, Tenure and Vacancy Unit; and Walter A. Hines. The compilation of the statistics was under the supervision of Robert B. Voight, Assistant Chief for Operations.

The collection of the information on which these statistics are based was under the supervision of Lowell T. Galt, Chief, Field Division. The geographic work, including the assignment of all block numbers and the preparation of maps, was under the supervision of Clarence E. Batschelet, Chief, Geography Division. The data were tabulated under the supervision of C. F. Van Aken, Chief, Machine Tabulation Division.

March 1952.

DECATUR, ILL.

CONTENTS

INTRODUCTION

	Page		Page
General.....	1	Definitions and explanations—Continued	
Related reports.....	1	Persons per room.....	2
Use of data.....	1	Color of occupants.....	2
Comparability with 1940 Housing Census data.....	1	Contract monthly rent.....	2
Definitions and explanations.....	1	Value of one-dwelling-unit structures.....	2
Dwelling unit.....	1	Number reporting.....	2
Occupancy and tenure.....	2	Block identification.....	2
Condition and plumbing facilities.....	2		

TABLES

	Page
Table 1.—Characteristics of housing for the city: 1950.....	3
Table 2.—Characteristics of housing by wards: 1950.....	-
Table 3.—Characteristics of housing for block areas, by blocks: 1950.....	4

Map of city, by blocks, appears following last page of tables.

BLOCK STATISTICS

INTRODUCTION

GENERAL

Volume V of the Reports on Housing consists of a separate report for each of the 209 cities which in 1940 or in a subsequent census prior to 1950, had a population of 50,000 or more. Each report presents for the city, by blocks, tabulations for a limited number of subjects obtained in the Census of Housing. The subjects in these reports are similar to those in the block statistics supplements to Volume I of the reports of the 1940 Census of Housing. The subjects in this report present the number of dwelling units classified by occupancy and tenure, condition and plumbing facilities, persons per room, color of occupants, average contract monthly rent of renter-occupied and selected vacant units, and the average value of one-dwelling-unit owner-occupied and selected vacant structures. In table 1, the statistics for these subjects are summarized for the city. Table 2 of the standard series is omitted, as this city was not reported by wards or tracts. In table 3, the data are presented by blocks within block areas. Maps identifying the location of each block and the block area boundaries are a part of this report.

Related reports.—Related statistics for this city are contained in the Reports on Housing, Volume I, *General Characteristics*; and in the Reports on Population, Volume I, *Number of Inhabitants*, and Volume II, *Characteristics of the Population*.

The Reports on Housing for each State in Volume I present data on the characteristics of dwelling units for the State by residence (urban, rural nonfarm, and rural farm), for standard metropolitan areas, urbanized areas, counties, for urban places, places of 1,000 to 2,500 inhabitants, and rural-nonfarm and rural-farm dwelling units for each county. Each report includes the following subjects: occupancy, tenure, race of occupants, type of structure, year built, condition and plumbing facilities, water supply, toilet and bathing facilities, number of rooms, number of persons, persons per room, electric lighting, heating equipment, heating and cooking fuels, refrigeration equipment, kitchen sink, radio, television, and, for nonfarm units, the contract monthly rent, gross monthly rent, and value of one-dwelling-unit structures.

Volume I of the Reports on Population shows the 1950 population of each county and of each minor civil division within the county. It also contains figures for each incorporated place, for each unincorporated place with 1,000 or more inhabitants, and for incorporated places of 5,000 or more by wards. A special series of tables presents data for each urbanized area giving the incorporated places and portions of minor civil divisions within it.

Volume II of the 1950 Population Reports contains statistics on the general characteristics of the population. Chapter A of this volume repeats the figures on number of inhabitants as shown in Volume I; Chapter B presents demographic, economic, and social characteristics of the population; and Chapter C gives more detailed cross-classifications for States and large cities and standard metropolitan areas.

Use of data.—The tabulation of housing characteristics for areas as small as city blocks provides descriptive material of considerable value for technical studies of housing in the city. The statistics will be useful in compiling totals for special types

of areas that may be defined to meet the requirements of individual investigators. Users of the data should bear in mind that in practically all cases the data for a given block represent the work of only one enumerator. Consequently, housing characteristics for blocks are subject to a wider margin of error than is to be expected in the figures for tracts or wards which represent returns made by a number of enumerators. Misinterpretation of instructions by one enumerator may cause a significant bias in the statistics for a block even though it may have a negligible effect upon the figures for larger areas. In particular, the enumeration of "condition" depended to a considerable extent upon the judgment of the individual enumerator. Also, failure to indicate the correct block number for a significant number of dwelling units may introduce errors into the block data.

Comparability with 1940 Housing Census data.—In the 1940 Census of Housing, reports entitled "Block Statistics" were issued as supplements to the first series of Housing bulletins. These supplements consisted of separate reports for each of the 191 cities which had 50,000 inhabitants or more in 1930.

In the 1950 reports, the block numbers used are different, in most cases, from those used in the 1940 reports. Therefore, to compare 1940 and 1950 data for a given block, it is necessary to locate the block on the maps to obtain the corresponding 1940 and 1950 block numbers.

The subjects in both the 1940 and 1950 reports are substantially similar. However, data on number of structures, year built, and mortgage status have been omitted from the 1950 report. Furthermore, in the 1940 reports average contract or estimated monthly rent was reported for all dwelling units while in 1950 average contract monthly rent is reported for some, and average value for other, dwelling units.

DEFINITIONS AND EXPLANATIONS

More detailed and complete definitions are presented in Volume I of the Housing Reports.

Dwelling unit.—In general, a dwelling unit is a group of rooms or a single room, occupied or intended for occupancy as separate living quarters, by a family or other group of persons living together or by a person living alone.

A group of rooms, occupied or intended for occupancy as separate living quarters, is a dwelling unit if it has separate cooking equipment or a separate entrance. A single room, occupied or intended for occupancy as separate living quarters, is a dwelling unit if it has separate cooking equipment or if it constitutes the only living quarters in the structure. Also, each apartment in a regular apartment house is a dwelling unit even though it may not have separate cooking equipment. Excluded from the dwelling unit count are large rooming houses, institutions, dormitories, and transient hotels and tourist courts.

In the 1940 Census, a dwelling unit was defined as the living quarters occupied or intended for occupancy by one household. A household consisted of a family or other group of persons living together with common housekeeping arrangements, or a person living entirely alone. However, the enumerator was not explicitly

instructed to define rooms as dwelling units on the basis of cooking equipment or separate entrance.

The number of dwelling units in the 1950 Census may be regarded as comparable with the number of dwelling units in the 1940 Census. Some living quarters may have been classified as separate dwelling units in the one census and not in the other. Further, in the 1950 Census, living quarters with five or more lodgers were not tabulated as dwelling units; generally, such quarters were included in the 1940 dwelling unit count. However, the net effect of these changes is probably small.

Occupancy and tenure.—Dwelling units are classified by occupancy and tenure into four groups: owner-occupied; renter-occupied; vacant nonseasonal not dilapidated, for rent or sale; and other vacant and nonresident. A dwelling unit is classified as owner-occupied if it was owned wholly or in part by the head of the household or by some related member of his family living in the dwelling unit. All other occupied units are classified as renter-occupied whether or not cash rent was actually paid for living quarters. Rent-free units and living accommodations received in payment for services performed are thus included with the renter-occupied units.

A dwelling unit is considered vacant if no persons are living in it at the time of enumeration. New units not yet occupied were enumerated as vacant dwelling units if construction had proceeded to the extent that all the exterior windows and doors were installed and final usable floors were in place. The classification "Vacant nonseasonal not dilapidated, for rent or sale" is descriptive of the vacant dwelling units reported in this classification. "Other vacant and nonresident" units include all dilapidated and seasonal vacant units as well as the not dilapidated units which were not for rent or sale.

Because of changes in enumeration procedures, the counts of total vacant units in 1940 and 1950 are not strictly comparable. In 1940, vacant units were enumerated if they were habitable; units uninhabitable and beyond repair were excluded from the enumeration. In 1950, units were included regardless of condition if they were intended for occupancy as living quarters. Therefore, no comparison should be made between the data on "vacant nonseasonal not dilapidated, for rent or sale" units from the 1950 Census and data in the 1940 Census reports.

In both censuses, dwelling units occupied entirely by nonresidents were included with vacant units not for rent or sale. Trailers, tents, houseboats, and railroad cars which were vacant were excluded from the dwelling unit inventory in both 1950 and 1940.

Condition and plumbing facilities.—Data on condition of a dwelling unit are shown in combination with data for selected plumbing facilities and are, therefore, limited to units for which both condition and plumbing facilities are reported. Plumbing facilities include water supply, toilet facilities, and bathing facilities.

The category "with private bath" includes those dwelling units reported with both a flush toilet and a bathtub or shower inside the structure for the exclusive use of the occupants of the unit. The category "no private bath" includes those dwelling units not having private flush toilet or not having private bathing facilities. The "no running water" category includes units with only piped running water outside the structure or with only other sources such as a hand pump.

A dwelling unit is "dilapidated" when it is run-down or neglected, or is of inadequate original construction, so that it does not provide adequate shelter or protection against the elements or it endangers the safety of the occupants.

Persons per room.—The number of persons per room has been computed for each occupied dwelling unit by dividing the number of persons in the dwelling unit by the number of rooms in the dwelling unit. All persons enumerated in the Population Census as members of the household (including lodgers, servants, and

other nonrelated persons) are counted in determining the number of persons that occupy the dwelling unit. The number of rooms in the dwelling unit includes all rooms available for living quarters throughout the year. Not counted as rooms are bathrooms, closets, pantries, halls, screened porches, and unfinished rooms in the basement and attic.

Color of occupants.—Occupied dwelling units are classified by color of head of household according to the definition used in the 1950 Census of Population. The group designated as "non-white" consists of Negroes, Indians, Japanese, Chinese, and other nonwhite races. Persons who are not definitely Indian or of other nonwhite race are classified as white.

Contract monthly rent.—Contract monthly rent is the rent, at the time of enumeration, contracted for by the renter regardless of whether it includes furniture, heating fuel, electricity, cooking fuel, water, or personal services.

Monthly rent for vacant dwelling units is the amount asked for the dwelling unit at the time of enumeration. The average monthly rent relates to renter-occupied dwelling units and vacant nonseasonal not dilapidated units for rent. Dwelling units which are occupied "rent-free" are not included with the units reporting rent.

Value of one-dwelling-unit structures.—Average value is shown for owner-occupied dwelling units and vacant nonseasonal not dilapidated units which are for sale only. Value is shown only if the unit is in a one-dwelling-unit structure without business and if it is the only dwelling unit included in the property. The value represents the amount for which the owner estimates that the property, including such land as belongs with it, would sell under ordinary conditions and not at a forced sale. For vacant units, value is the sale price asked by the owner.

Number reporting.—Occupancy and tenure are reported for all dwelling units, and color of occupants is reported for all occupied units. The corresponding distributions for these subjects in table 1 are based on all dwelling units and on occupied units, respectively. For all other subjects, the distributions are based on the units for which the specific characteristics are reported, that is, the "Number reporting."

The number of dwelling units for which the enumerator obtained no report on a particular item is shown for the city totals only; however, the number "not reported" can easily be derived for each area in tables 2 and 3 by subtracting the number reporting from the total number of dwelling units (or total occupied).

Block identification.—A map or series of maps is included in this report showing block numbers for each block, letter designations for block areas, and the names of principal streets.

Blocks are identified by serial numbers, a separate series of numbers being used for each block area. Thus, the location of each block for which data are presented in table 3 may be determined by referring to the identification of the block area and block shown on the map. Similarly, data for a specific block may be located in the table by reference to the map for the identification numbers of the block area and block.

A block area is an arbitrary subdivision established to facilitate numbering blocks in groups of less than 1,000. In some cities this division was not necessary and the blocks are numbered within the city as a whole.

If no dwelling units are reported for a block, the block number is not listed in table 3, although it is shown on the map. Dwelling units for which the block number was not reported are indicated in the table by the symbol "NR." Detailed data are not shown for such dwelling units, nor for blocks containing fewer than three dwelling units. Average monthly rent is not shown when the monthly rent was reported for fewer than three dwelling units. Average value is not shown when the value of one-dwelling-unit properties was reported for fewer than three dwelling units. All dwelling units are included, however, in the statistics for the city.

Table 1.—CHARACTERISTICS OF HOUSING FOR THE CITY: 1950

Subject	Number	Percent	Subject	Number	Percent
OCCUPANCY AND TENURE			PERSONS PER ROOM		
All dwelling units.....	21,540	100.0	Occupied dwelling units.....	21,120	...
Owner occupied.....	13,673	63.5	Number reporting.....	20,808	100.0
Renter occupied.....	7,447	34.6	1.50 or less.....	20,217	97.2
Vacant nonseasonal not dilapidated, for rent or sale.....	235	1.1	1.51 or more.....	591	2.8
Other vacant and nonresident.....	185	0.9	Not reported.....	312	...
CONDITION AND PLUMBING FACILITIES			CONTRACT MONTHLY RENT		
All dwelling units.....	21,540	...	Renter-occupied, and vacant nonseasonal not dilapidated units, for rent—Number reporting.....	7,038	...
Number reporting.....	21,059	100.0	Total contract monthly rent..... dollars.....	285,429	...
With private bath, not dilapidated.....	15,991	75.9	Average monthly rent..... dollars.....	40.56	...
No private bath, with running water, not dilapidated.....	3,718	17.7	VALUE OF ONE-DWELLING-UNIT STRUCTURES		
No running water or dilapidated.....	1,350	6.4	Owner-occupied, ¹ and vacant nonseasonal not dilapidated units, for sale only—Number reporting.....	11,658	...
Condition or plumbing facilities not reported.....	481	...	Total value or sale price..... dollars.....	96,863,900	...
No private bath or dilapidated.....	5,068	24.1	Average value..... dollars.....	8,309	...
COLOR OF OCCUPANTS					
Occupied dwelling units.....	21,120	100.0			
White.....	20,263	95.9			
Nonwhite.....	857	4.1			

¹Restricted to 1-dwelling-unit properties.

(Table 2 of the standard series is omitted, as this city was not reported by wards or tracts)

HOUSING—BLOCK STATISTICS

Table 3.—CHARACTERISTICS OF HOUSING FOR BLOCK AREAS, BY BLOCKS: 1950

[Detailed statistics not shown for blocks containing fewer than 3 dwelling units, nor for dwelling units not allocated by blocks (designated by NR)]

Block area	Block	All dwelling units by occupancy and tenure					All dwelling units by condition and plumbing facilities			Occupied dwelling units			Contract monthly rent ¹		Value ² of one-dwelling-unit structures		
		Total	Owner occupied	Renter occupied	Vacant non-seasonal not dilap., for rent or sale	Other vacant and non-resident	Number reporting	No private bath or dilap.	No running water or dilap.	Total	Persons per room		Occupied by non-white	Number reporting	Average monthly rent (dollars)	Number reporting	Average value (dollars)
											Number reporting	1.51 or more					
A	1	16	15	1		16	9	8	16	16	2				13	6.423	
	2	6	6			6			6	6	1				6	6.716	
	3	24	22	2		24	7	4	24	24	1		2		21	6.790	
	4	4	4			4	2	2	4	4					4	6.375	
	5	13	13			13	6	6	13	13	1				12	6.141	
	6	15	10	5		14	3	2	15	15			4	4.125	10	6.320	
	7	8	6	2		8	4	3	8	8			2		6	5.666	
	8	15	14	1		15	7		15	15		1	2		13	4.292	
	11	7	7			7	1	1	7	6					7	12.328	
	12	5	4	1		5			5	4			1		4	17.750	
	13	10	10			10			10	10					7	15.214	
	14	44	38	6		41	1		44	42	1		4	3.250	34	11.494	
	15	10	9	1		10			10	10					9	10.888	
	18	109		108	1	109			108	108	4		109	3.858			
	19	19		19		19			19	19			19	3.626			
	20	16		16		16			16	16			16	3.625			
	21	9		9		9			9	9			9	3.511			
	22	10		10		10			10	10			10	3.520			
	24	15	12	3		15	6	1	15	14	1		2		8	4.312	
	25	6	6			6			6	6			2		6	12.000	
	26	33	33			33			33	33					29	12.200	
	27	21	17	4		21			21	21			3	7.900	17	13.829	
	28	19	18	1		19			19	18			1		17	13.676	
	29	7	5	2		7	1		7	7		1	1		5	5.000	
	30	12	9	3		12	9		12	12	1	1	2		8	5.237	
	31	19	15	2		19	4		17	17		1	2		13	8.138	
	32	6	6			6			6	6			1		6	8.333	
	33	17	15	2		17	1	1	17	17			2		13	7.100	
	34	13	11	2		13		1	11	11					11	6.654	
	36	22	20	2		20	5		22	20			1		18	8.916	
	37	47	30	16		45	3		46	45			14	3.742	28	8.932	
	38	53	47	6		53	4	2	53	53	2	1	6	4.433	43	8.244	
	39	34	25	9		34	1		34	33			7	4.628	20	7.780	
	40	29	24	5		29			29	28			5	4.260	21	9.285	
	41	23	22	1		22			23	22					21	12.071	
	44	19	12	7		19	7		19	19	1		7	2.857	12	3.950	
	45	31	13	18		31	11	3	31	31		1	18	3.150	12	5.166	
	46	23	17	6		23	9	3	23	23		1	6	2.433	16	5.187	
	47	12	6	6		12	5		12	12			5	2.640	6	5.716	
	48	21	12	9		21	8	3	21	21		1	7	2.828	10	5.600	
	49	6				6			6	6			6	2.733			
	50	21	16	5		21	7	1	21	21			5	2.660	15	5.366	
	51	1				1			1	1							
	52	12	11	1		12			12	12			1		11	10.545	
	53	34	28	6		30	2		30	30			2		25	13.140	
	54	28	25	3		28			28	27			2		29	11.231	
	55	28	25	3		28			27	27			3	7.000	23	11.739	
	56	14	12	2	1	14		2	14	14			2		10	8.950	
	57	19	19			19			19	19			2		19	6.168	
	58	11	10	1		11		2	11	11		1	1		10	8.950	
	59	1				1			1	1							
	60	10	7	2		10	3	1	9	9			1		7	5.285	
	61	21	17	4		21	10	2	21	21	1		3	3.000	16	5.312	
	62	13	13			13	3	2	13	13		1			13	5.192	
	63	26	22	4		25	6	2	26	26			4	2.925	22	6.654	
	64	17	14	3		16	1		17	17			2		12	7.900	
	65	8	6	2		8			8	8			2		5	6.700	
	66	31	26	4		31	5	3	30	30		1	3	5.000	24	7.133	
	67	27	21	4		27	1		25	25			3	4.200	21	7.404	
	68	27	25	2		27	2		27	26			2		24	8.937	
	69	23	16	7		20	10	9	23	22			6	3.650	14	6.742	
	70	23	22	1		23	1		23	22		1	1		19	8.247	
	71	28	21	5		27	6		26	26			5	3.460	19	8.263	
	72	23	17	5		23			22	21			4	4.200	16	8.637	
	73	20	19	1		20			20	20			1		19	10.010	
	74	20	18	2		19			20	20			2		15	10.133	
	75	18	11	7		18	7	1	18	18		1	7	2.957	11	4.372	
	76	33	26	6	1	33	10	4	32	32		2	6	2.856	24	4.937	
	77	10	10			10			10	10					10	5.150	
	78	17	15	2		17	2		17	17			2		15	5.140	
	80	19	15	4		18	9	1	19	19	3		4	2.825	11	5.327	
	81	29	27	2		29	6		29	29	1		2		27	5.274	
	82	27	16	8		27	9	2	24	23		1	9	3.633	15	5.633	
	83	27	27			27			27	27					26	7.684	
	84	19	17	2		19			19	19			2		16	5.487	
	85	17	14	3		17	9	3	17	16		1	2		14	5.150	
	86	28	25	2		27	7	2	27	27		1	3	2.466	21	2.580	
	87	32	25	6		32	2	1	31	31		1	2		23	4.886	
	88	51	34	16	1	50	2	9	50	49		1	6	2.916	26	6.484	
	89	31	25	6		31	2	2	31	30		2	5	2.760	23	6.230	
	90	14	13	1		14			14	14					12	5.250	
	92	22	17	4	1	22	3		21	21		1	1		16	8.050	
	93	17	11	6		17	4		17	17			4		9	6.366	
	94	21	15	5	1	21	1		20	20		1	6		14	6.257	
	95	3	3			3			3	3			6		3	5.200	
	96	17	12	5		17		2	17	17			4		11	7.409	
	97	7	7			7			7	7					7	6.142	

¹For renter - occupied dwelling units and vacant nonseasonal not dilapidated units, for rent.
²For owner - occupied dwelling units and vacant nonseasonal not dilapidated units, for sale only.

Table 3.—CHARACTERISTICS OF HOUSING FOR BLOCK AREAS, BY BLOCKS: 1950—Con.

Block area	Block	All dwelling units by occupancy and tenure					All dwelling units by condition and plumbing facilities			Occupied dwelling units			Contract monthly rent ¹		Value ² of one-dwelling-unit structures		
		Total	Owner occupied	Renter occupied	Vacant non-seasonal not dilap., for rent or sale	Other vacant and non-resident	Number reporting	No private bath or dilap.	No running water or dilap.	Total	Persons per room		Occupied by non-white	Number reporting	Average monthly rent (dollars)	Number reporting	Average value (dollars)
											Number reporting	1.51 or more					
A	98	14	12	2					14	12					7	7,357	
	99	11	11						11	11					8	8,037	
	100	10	9						10	10					8	7,312	
	101	10	7						10	10				37.66	8	7,312	
	102	28	20		1				28	27	2	2	62.66	7	8,000		
	103	20	19				14	7	23	20			29.83	20	5,250		
	104	7	5				5	4	20	17				17	5,117		
	105	17	12				5	2	20	17	1			4	6,250		
	106	21	15				6	2	17	17	1		30.00	10	7,150		
	107	29	27				2	1	21	21			34.00	14	7,107		
									29	29				24	7,250		
	108	21	12	9			17	2	21	21	1	9	42.66	10	8,550		
	109	26	21	4	1		26	2	26	25	1	4	45.25	20	8,290		
	110	27	19	8			27		27	27	1		42.85	17	8,794		
	111	20	14	6			20		20	20			42.33	10	8,050		
	112	10	9	1			10		10	10				10	7,912		
	113	8	6	1	1		8	3	10	7				8	12,100		
	114	35	24	11			35	10	35	35			40.50	20	8,010		
	115	32	25	7			32	19	33	33	3	10	28.57	19	4,073		
	116	30	28	2			30	14	30	30			35.11	16	4,687		
	117	19	13	6			19	12	19	19	1	3	27.83	13	4,115		
	118	25	9	16			25	20	25	25	2	9	20.50	7	4,328		
	119	15	12	3			15	1	15	14				9	6,411		
	120	40	17	23			40	5	40	44	2		27.33	15	6,060		
	121	22	14	8			22	2	22	22			33.80	33	6,670		
	122	28	25	3			28	2	40	40			31.16	33	8,012		
	123	39	34	4			39	1	39	38			58.33	24	6,670		
	124	18	16	2	1		18	6	39	36			71.66	32	7,700		
	125	25	22	3			25	5	18	18				14	6,550		
	126	67	41	26			67	2	25	25	3	1	45.00	21	5,342		
	128	41	38	3			41	15	67	64	3	1	20.59	32	4,393		
									41	40			43.76	21	6,800		
	129	41	17	24			41	12	41	41	4	17	40.17	18	6,544		
	130	57	22	35	2	1	57	2	41	44	3	20	45.50	19	10,342		
	131	38	38				38	5	38	38			45.00	19	7,966		
	132	34	36				34	4	44	44	1		40.62	21	11,285		
	133	36	35	1			36	1	36	35			40.62	11	8,855		
	134	21	11	10			21	2	36	35	1		51.72	11	9,677		
	135	25	17	8	1		25	2	25	25			44.00	11	18,686		
	136	44	37	7			44	1	44	44			49.28	14	7,733		
	137	20	19	1			20	2	20	20				1	9,277		
	138	12	11	1			12	5	12	12				9	4,333		
	139	23	19	4			23	7	23	23	1	3	31.00	11	5,681		
	140	25	20	5			25	11	25	25		4	36.00	15	5,566		
	143	1	2				1										
	144	2					2										
	145	11	8	3			11	9	11	9		1		7	3,242		
	146	8	8				8	5	8	8				8	4,825		
	147	9	8	1			9	7	9	9		1		8	4,500		
	148	9	6	3			9	3	9	9		1		6	5,033		
	149	57	47	9	1		56	18	56	53	3	6	34.83	47	6,268		
	150	34	28	6			34	5	34	30		3	22.33	24	6,400		
	151	15	14	1			15	2	15	15		1		12	6,566		
	152	22	20	2			22	2	22	22		1		18	8,250		
	153	42	31	11			42	3	42	42	1	10	57.50	27	9,222		
	154	29	23	6			29	3	29	29		8	52.00	18	7,722		
	155	32	30	2			32	5	32	31		8	40.37	20	8,565		
	156	28	17	11	1		28	10	28	28	2	11	43.72	12	9,916		
	157	94	57	36	1		94	13	94	93		36	46.47	41	9,139		
	158	83	49	34	1	3	80	7	80	80		31	50.83	31	8,587		
	159	48	33	15			48	26	101	80	1	52	48.92	31	9,016		
	160	42	25	17			42	11	42	42	1	17	50.41	16	6,787		
	161	29	16	13			29	8	29	27		12	43.83	15	6,600		
	162	37	35	2			37	3	37	37		8	42.87	23	5,326		
	163	38	31	7			38	6	38	38		7	44.42	27	5,951		
	164	13	11	2			13	2	13	13	1			8	4,375		
	165	19	18	1			19	1	19	19		3	30.33	16	5,656		
	166	20	20				20	4	20	20		2		17	7,123		
	167	47	47				47	11	47	47		6	35.33	36	7,986		
	168	29	28	1			29	11	29	27		2		25	7,184		
	169	11	11				11	1	11	11				11	7,209		
	170	16	14	2			16	5	16	16		2		14	6,092		
	171	33	29	4			33	2	33	32		3	51.66	26	7,576		
	172	20	18	2			20	2	20	20		2		16	7,343		
	173	23	20	3			23	4	23	23	1	3	37.33	19	7,342		
	174	26	16	10			26	6	26	26		8	29.50	14	6,150		
	175	17	15	2			17	10	17	17	1	5	30.00	10	5,980		
	176	37	37				37	4	37	37		8	46.25	25	7,080		
	177	35	34	1			35	2	35	35		11	50.45	22	8,763		
	178	48	33	15	1		47	6	47	47	2	16	45.75	22	7,168		
	179	9	6	3			9	6	9	9		3	37.66	5	9,400		
	180	22	17	5			22	6	22	22		5	44.60	8	7,125		
	181	53	39	14			53	1	53	52		13	44.61	30	8,800		
	182	20	18	2			20	1	20	20		2		18	8,622		
	183	15	14	1			15	4	15	15		1		14	5,714		
	184	14	13	1			14	7	14	14		1		12	6,891		
	185	4	4				4	2	4	4		1		3	6,500		
	186	30	23	7	2		30	2	28	28	2	5	40.00	22	4,536		
	187	26	21	4	1		26	14	25	23		2		20	5,910		

¹For renter - occupied dwelling units and vacant nonseasonal not dilapidated units, for rent.
²For owner - occupied dwelling units and vacant nonseasonal not dilapidated units, for sale only.

HOUSING—BLOCK STATISTICS

Table 3.—CHARACTERISTICS OF HOUSING FOR BLOCK AREAS, BY BLOCKS: 1950—Con.

Block area	Block	All dwelling units by occupancy and tenure					All dwelling units by condition and plumbing facilities			Occupied dwelling units			Contract monthly rent ¹		Value ² of one-dwelling-unit structures	
		Total	Owner occupied	Renter occupied	Vacant non-seasonal not dilap., for rent or sale	Other vacant and non-resident	Number reporting	No private bath or dilap.	No running water or dilap.	Total	Persons per room	Occupied by non-white	Number reporting	Average monthly rent (dollars)	Number reporting	Average value (dollars)
A	188	30	28	2			29	10	2	30	30	2			26	6.492
	189	1														
	190	23	19	4			23	2		23	23		29.66	19	6.252	
	191	23	19	4			23	2		23	23	1	31.33	17	7.352	
	192	22	19	3			22	2		22	22			17	9.041	
	193	47	33	13	1		47	3		46	45	1	14	28	8.039	
	194	27	14	13			27	5		27	27	1	13	8	8.375	
	195	37	25	12			37	4	1	37	37	1	12	20	6.070	
	196	11	10	1			11	5		11	11		1	10	5.470	
	197	17	10	7			16	9	1	17	17	2	7	8	4.612	
	198	14	10	3		1	14	1		13	12		2	10	5.870	
	199	21	17	4			21	2		21	21	1	4	15	5.986	
	200	19	16	3			18	4		19	17		2	14	7.371	
	201	17	14	3			17	2		17	17	1	3	13	6.753	
	202	33	27	5		1	33	5	1	32	31		5	26	6.819	
	203	30	28	2			30	13	4	30	30	2	2	26	5.415	
	204	16	14	2			16	16		16	16		2	12	6.583	
	205	13	8	5			13	13		13	13		5	7	6.785	
	206	12	11	1			12	1		12	12		1	10	7.590	
	207	25	17	6	2		22	4	1	23	23		7	14	7.000	
	209	26	20	6			26	9		26	26	1	5	15	5.586	
	211	23	12	11			22	17	6	23	23	3	3	8	4.375	
	212	32	18	13	1		32	14	10	31	31		11	16	4.168	
	213	40	33	6		1	39	13	3	39	39	1	6	25	5.460	
	214	36	32	3	1		36	11	1	35	35		3	30	5.783	
	215	35	23	12			35	9	2	35	35		11	19	6.168	
	216	28	9	19			28	12		28	28	2	19	5	6.600	
	217	28	16	12			28	2		28	28	1	11	10	10.150	
	218	28	23	5			28	5		28	28		5	20	7.260	
	219	30	23	7			30	5	1	30	30	1	6	17	7.694	
	220	25	22	3			25	4		25	25		3	18	8.233	
	221	23	16	7			23	7		23	23		6	15	9.133	
	222	18	6	12			18	7	1	18	18	4	12	5	7.000	
	223	1														
	224	13	13				13	1		13	13			13	7.384	
	225	7	6	1			7			7	7		1	6	8.250	
	226	1														
	227	7	6	1			7			7	7		3	5	8.000	
	228	12	9	3			12	1		12	12		3	8	8.375	
	229	13	10	3			13	2	1	13	13		3	9	7.333	
	230	36	23	13			36	8	2	36	35		13	18	8.194	
	231	8	6	2			8			8	8		2	4	8.000	
	232	31	22	9			31	5		31	30		8	17	7.688	
	233	26	17	9			26	5		26	25		9	16	7.750	
	234	29	13	15	1		29	5		28	28		12	10	8.950	
	235	33	20	13			33	12	1	33	33		13	12	9.225	
	236	23	9	14			23	7		23	23		14	7	11.642	
	237	27	15	12			27	7		27	27		12	11	7.745	
	238	54	30	23	1		53	13		53	53	2	24	18	6.322	
	239	37	20	15		2	37	8	2	35	35	1	13	16	6.250	
	240	25	18	6		1	24	4	2	24	24		5	17	5.841	
	241	8	5	3			8	5		8	8		3	5	3.600	
	242	20	12	6		2	18	8	2	18	18	1	5	9	4.777	
	243	15	8	7			13	4	1	15	15	1	6	7	4.142	
	244	21	11	8	1	1	21	10		19	19	1	9	8	4.662	
	245	17	16	1			17	4	1	17	17		1	15	5.666	
	246	30	13	15	2		30	12		28	27		13	10	5.300	
	247	19	17	2			19	1	1	19	18		2	14	10.771	
	248	20	17	3			20	4	2	20	20		2	15	6.033	
	249	14	12	2			13	3	1	14	14		2	12	5.608	
	250	20	14	6			20	8	5	20	19	1	5	13	5.846	
	252	19	17	2			19	4	1	19	19	2	2	17	5.864	
	253	20	16	4			20	3	1	20	20		4	16	5.875	
	254	14	9	5			14	4		14	14		3	6	5.216	
	255	20	14	6			20	8	1	20	20	2	6	14	5.214	
	256	19	16	3			19	5	1	19	19	1	2	14	4.942	
	257	18	12	6			18	8	3	18	17	1	6	11	3.954	
	258	24	16	7		1	22	15	9	23	23	1	7	13	4.746	
	259	17	12	4	1		16	5		16	16		4	7	4.585	
	260	61	35	26			60	20		61	60	3	24	29	5.551	
	261	34	25	9			34	10		34	34	1	9	20	6.125	
	262	55	20	34	1		55	24		54	54	6	34	15	6.933	
	263	47	4	43			47	40		47	47	4	43	3	11.766	
	264	52	17	35			50	5		52	49	2	33	11	10.181	
	265	41	17	24			40	17		41	41	5	23	12	7.541	
	266	43	16	27			43	12		43	43	1	27	12	8.916	
	267	32	21	11			31	10		32	32	1	10	15	9.633	
	268	32	19	11	1	1	30	8	1	30	30	1	12	13	7.500	
	269	43	36	7			43	2		43	43		6	30	8.060	
	270	34	23	11			34	6		34	34	1	10	20	7.560	
	271	17	16	1			17	1		17	17		1	14	13.500	
	272	21	21				21			21	20	1	21	21	9.490	
	273	17	14	2	1		17	1		16	16		2	13	7.815	
	274	11	10	1			11	1		11	11		1	10	8.010	
	275	1														
	276	11	9	2			11	2	2	11	11		2	9	7.677	
	278	9	9				9			9	9		9	9	7.577	

¹For renter - occupied dwelling units and vacant nonseasonal not dilapidated units, for rent.²For owner - occupied dwelling units and vacant nonseasonal not dilapidated units, for sale only.

Table 3.—CHARACTERISTICS OF HOUSING FOR BLOCK AREAS, BY BLOCKS: 1950—Con.

Block area	Block	All dwelling units by occupancy and tenure					All dwelling units by condition and plumbing facilities			Occupied dwelling units			Contract monthly rent ¹		Value ² of one-dwelling-unit structures	
		Total	Owner occupied	Renter occupied	Vacant non-seasonal not dilap. for rent or sale	Other vacant and non-resident	Number reporting	No private bath or dilap.	No running water or dilap.	Total	Persons per room		Number reporting	Average monthly rent (dollars)	Number reporting	Average value (dollars)
											Number reporting	1.51 or more				
A	279	17	17						17	17					17	8.811
	280	19	19						19	19					18	9.738
	281	17	15	2					17	17			2		14	8.535
	282	13	12	1					13	13					12	10.225
	283	8	7		1				8	7					7	10.214
	284	23	19	4					23	23			4	5 4.00	16	9.406
	285	22	20	1	1				22	21			1		19	8.215
	286	28	22	6					28	28			5	5 8.00	20	8.150
	287	19	15	4					19	19			4	5 0.00	14	7.857
	288	27	23	4					27	27			4	3 1.25	21	7.785
	289	29	23	5	1				29	28			6	5 0.00	18	8.083
	290	29	17	12					29	29	1		10	3 6.30	10	6.360
	291	29	14	14	1				29	28			14	3 4.78	8	6.762
	292	46	21	24	1				46	45	1		25	4 2.8 4	11	12.642
	293	24	15	9					24	24			8	4 5.3 7	7	8.590
	294	31	18	13					31	31	3		12	4 8.4 1	13	9.038
	295	47	9	37	1				47	46	2		37	2 7.2 9	2	
	296	34	21	13					34	34			11	3 6.8 1	16	6.762
	297	43	24	17		2			43	41			17	3 6.4 7	21	5.842
	298	43	1	42	4	2			42	42	8	51	42	2 8.2 3		
	299	21	15	5	1				20	14	6		6	2 7.6 6	13	3.369
	300	16	11	5					16	16	1		5	2 5.6 0	10	5.330
	301	22	13	9					22	21	2		7	3 0.2 8	11	5.081
	302	24	16	8					24	24	1		7	4 5.1 4	12	5.066
	303	20	14	6					20	20			4	3 5.7 5	13	5.123
	304	15	14	1					15	14	1		1		13	5.615
	305	27	23	4					27	27	3	3	3	3 3.0 0	22	5.531
	306	28	27	1					28	28			1		27	4.285
	307	24	20	4					24	24	1		4	1 9.0 0	20	4.430
	308	20	16	4					20	20	2		3	2 2.3 3	16	4.900
	309	22	16	6					22	21	2		5	3 3.4 0	14	4.707
	310	21	15	6					21	21	1		6	3 2.3 3	12	4.708
	311	26	16	9	1				26	25	4	12	10	2 6.6 0	11	4.254
	312	44	26	17		1			43	43	4		17	4 1.0 5	16	5.331
	313	33	13	33					33	33			12	3 3.5 8	13	5.846
	314	36	10	25					36	35	2		25	3 3.2 8	6	4.666
	315	40	23	15		2			39	38			14	4 0.7 1	18	4.988
	316	54	5	48	1				53	52	2		46	4 3.8 0	3	9.666
	317	39	12	25	1	1			37	37			24	4 6.8 3	6	6.783
	318	31	13	17	1				31	30	1		16	4 3.1 2	7	6.428
	319	39	21	17	1				39	38			17	4 0.5 8	16	7.125
	320	20	8	12	2				29	27			8	5 8.1 2	15	6.446
	321	33	20	11	2				33	31			12	4 0.7 5	17	6.670
	322	35	29	6					35	35	1		4	3 5.2 5	26	6.234
	323	30	24	6					30	30	4	1	4	1 8.0 0	22	5.550
	324	24	18	5		1			24	23			5	3 3.4 0	17	7.070
	325	31	25	4					29	28	2		3	5 7.0 0	23	10.456
	326	20	19	1					20	19					20	10.805
	327	25	21	4					24	25			4		21	9.138
	328	22	21	1					22	21	1			5 9.5 0	22	8.181
	329	20	18	2					20	18					18	7.816
	330	18	17	1					18	18			1		17	9.911
	331	19	17	1	1				19	18			1		17	10.088
	332	8	2	1	5				9	7					2	
	333	29	21	8	1	1			29	27	1		7		10.928	
	334	29	23	3					29	28			3	3 2.1 2	17	7.111
	335	40	37	3					40	38	1		2		34	6.614
	336	32	25	7					32	32	1		6	4 7.5 0	25	7.195
	337	29	27	1	1				29	28					25	9.932
	338	22	18	4					22	22	1		3	4 2.6 6	18	7.027
	339	25	12	12	1				24	24	2		12	2 9.5 8	10	5.550
	340	26	19	7					26	26	1		4	4 4.2 8	14	5.178
	341	24	13	11					24	24			11	4 2.0 9	10	7.330
	342	29	20	9					29	29	1		9	4 0.8 8	14	5.557
	343	40	20	19		1			40	39			19	3 7.5 2	13	5.500
	344	55	16	37	2				54	53	3		37	3 9.3 2	7	6.614
	345	48	18	28		2			47	46	5		25	3 2.3 2	9	5.055
	346	44	16	28					44	44			27	3 7.4 4	9	6.000
	347	33	12	21					33	32			21	4 7.0 0	5	5.900
	348	26	3	22	1				26	25	2		22	3 0.5 0		
	349	57	19	35	1	2			57	54	2		35	3 8.8 8	13	5.846
	350	57	26	29	1	1			57	55			29	3 8.3 4	17	5.335
	351	1														
	352	1														
	353	1														
	354	1														
	355	1														
	356	1														
	357	1														
	358	1														
	359	1														
	360	1														
	361	44	33	10					43	36	18		8	2 1.8 7	32	2.612
	362	1														
	363	6							6	6			6	2 3.0 0		
	364	80	24	52	2	2			79	56	21		53	2 7.3 5	14	5.850
	365	35		30					35	33			28	3 2.6 4		
	366	15	5	9	1				14	7	2		10	3 1.6 0	4	8.925
	367	11	3	7	1				11	3			8	3 9.6 2	1	

¹For renter-occupied dwelling units and vacant nonseasonal not dilapidated units, for rent.
²For owner-occupied dwelling units and vacant nonseasonal not dilapidated units, for sale only.

HOUSING—BLOCK STATISTICS

Table 3.—CHARACTERISTICS OF HOUSING FOR BLOCK AREAS, BY BLOCKS: 1950—Con.

Block area	Block	All dwelling units by occupancy and tenure					All dwelling units by condition and plumbing facilities			Occupied dwelling units			Contract monthly rent ¹		Value ² of one-dwelling-unit structures	
		Total	Owner occupied	Renter occupied	Vacant non-seasonal not dilap., for rent or sale	Other vacant and non-resident	Number reporting	No private bath or dilap.	No running water or dilap.	Total	Persons per room	Occupied by non-white	Number reporting	Average monthly rent (dollars)	Number reporting	Average value (dollars)
										Number reporting	1.51 or more					
A	370	20	7	11	1	1	20	13	18	18	1					
	371	21	12	9			21	15	21	21	1		12	4 558	4	5 000
	372	12	5	6			11	6	11	11			9	4 111	6	4 700
	373	22	7	14	1	1	21	9	1	11	1		5	4 900	3	3 900
	374	13	8	5			13	5	1	21			14	5 628	6	6 666
	375	1							13	13			5	2 860	8	6 012
	376	2														
	377	19	11	8			19	4	2	19			8	3 837	6	5 666
	378	19	16	3			17	2	2	19		1	3	3 833	15	5 366
	379	17	14	1		2	15	4	2	15	1		13		13	5 376
	380	14	5	9			11	6	2	14	3		8	2 300	5	3 200
	381	5	4		1		5	5	4	4	1		5		5	4 400
	382	9	7	2			9	5	5	9			2		6	6 250
	383	4	4				4	1	1	4	4				4	1 500
	384	10	7	2	1		10	4	2	9			2		7	5 357
	385	19	17	2			18	14	12	19					17	4 235
	386	15	14		1		15	10	7	14	1		1		14	5 035
	387	16	15	1			16	13	11	16	2				15	4 180
	388	17	14	3			17	12	9	17	2		3	2 166	12	5 208
	389	19	17	1	1		19	16	11	18	2		1		17	3 917
	390	17	17				17	16	14	17					17	3 935
	391	13	13				13	10	6	13					13	3 846
	392	9	6	3			9			9					6	9 166
	393	19	16	3			19	1	1	19	1		3	6 500	16	10 518
	394	14	11	3			14	3	3	14	2		3	4 500	11	11 590
	395	11	8	3			11	7	6	11	1		3	2 600	8	6 312
	396	18	15	3		1	17	11	8	17	1		2		14	4 114
	397	21	18	3			21	8	6	21	1		3	3 833	17	6 117
	398	1														
	399	11	9	2			11	4	3	11			1		9	8 177
	400	15	14	1			14	6	6	15			1		14	11 028
	401	41	31	9	1		41	31	29	40			8	3 312	31	4 500
	402	29	23	5		1	28	22	19	28			5		21	4 757
	403	19	19				19	8	6	19	2				19	5 947
	404	14	11	1	1	1	14	4	2	12			1		11	8 109
	405	21	16	4	1	1	21	16	13	20	2		4	2 425	16	4 656
	406	20	18	2			20	18	16	20	2		2		18	4 072
	407	11	9	2		1	10	6	2	10					9	5 500
	408	10	8	2			10	7	7	10			2		8	4 612
	409	12	10	2			12	7	4	12			2		10	6 820
	410	23	22	1			23			23			1		22	7 636
	411	18	16	1	1		18			17			2		16	7 600
B	2	56	29	25	1	1	55	16	2	54	53	3	24	37.29	22	5 559
	3	9	1	6			8	1	1	9	9	1	8	4 525		
	4	18	12	6			16	12	18	18	6	1	6	3 083	8	2 562
	7	1														
	9	12		10		2	12	7	7	10	10		10	4 190		
	12	10		10			10	4	4	10	10		10	3 600		
	15	9	2	7			9	3	2	9	9		7	3 185	1	
	16	17	5	11		1	17	4	2	16	16		11	5 718	3	7 333
	17	12	9	3			11	4	2	12	10		3	4 166	8	5 500
	18	13	8	4	1		13	5		12	12		4	3 050	6	8 633
	19	11	9	2			11			11	11		1		8	7 812
	20	6			6		6			6			6	9 800		
	21	17	13	4			17			17			4	6 525	13	11 307
	22	2														
	23	31	21	7	1	2	31	7	3	28	26	2	8	5 625	18	10 750
	24	34	18	15		1	33	3		33	32		15	4 273	17	6 870
	25	31	24	7			31	3		31	30		7	3 757	20	7 250
	26	45	30	13	2		45	24	2	43	43	2	15	3 800	23	5 160
	27	27	13	12		2	27	13	2	25	25		11	4 609	7	6 000
	28	34	14	20		2	34	13		34	33	2	19	4 226	8	8 937
	29	29	12	15		2	28	12		27	27	3	15	4 153	4	8 250
	30	30	8	19	3		28	9		27	27	2	20	5 370	7	6 714
	31	22	1	19	1	1	22	18		20	20		18	3 005	1	
	32	19		19			19	15	9	19	19		18	3 038		
	33	11	1	10			11	7		11	11		10	4 310		
	34	19	2	17			19	8		19	17		16	4 287	1	
	35	67	3	61	3		67	49	4	64	58	1	62	2 903	1	
	36	40		40			40	31		40	39	1	40	2 015	1	
	37	15		15			13	13	12	15	15		13	3 107		
	38	1														
	40	35	8	27			35	20	10	35	33	2	26	3 376	3	5 333
	41	23	8	15			23	12		23	20	3	14	5 450	1	
	42	22	19	3			21	9	1	22	22		3	19 666	17	5 558
	43	35	27	8			35	21	3	35	35		7	3 300	25	4 560
	44	29	23	6			29	3		29	29		6	3 733	23	6 760
	45	29	24	5			29	4		29	29		5	4 260	21	7 585
	46	32	23	9			32	4		32	32		8	2 850	17	6 017
	47	19	13	6			19	3		19	19		5	3 420	13	6 500
	48	19	15	4			19	2	1	19	19	1	5		13	7 223
	49	21	16	5			21	2	2	21	21		5	3 780	14	7 400
	50	25	15	9		1	25	2	1	24	24		8	4 187	13	6 415
	51	22	14	8			21	6	2	22	22	4	8	3 412	12	5 758

¹For renter - occupied dwelling units and vacant nonseasonal not dilapidated units, for rent.
²For owner - occupied dwelling units and vacant nonseasonal not dilapidated units, for sale only.

Table 3.—CHARACTERISTICS OF HOUSING FOR BLOCK AREAS, BY BLOCKS: 1950—Con.

Block area	Block	All dwelling units by occupancy and tenure					All dwelling units by condition and plumbing facilities			Occupied dwelling units			Contract monthly rent ¹		Value ² of one-dwelling-unit structures		
		Total	Owner occupied	Renter occupied	Vacant non-seasonal not dilap., for rent or sale	Other vacant and non-resident	Number reporting	No private bath or dilap.	No running water or dilap.	Total	Persons per room	Occupied by non-white	Number reporting	Average monthly rent (dollars)	Number reporting	Average value (dollars)	
B	52	18	11	6		1	17	11	3	17	17	1	1	6	355.0	9	4,566
	53	26	17	9			25	8	1	26	26			9	356.6	14	5,357
	54	18	7	10	1		18	8		17	17	1		9	395.5	6	4,916
	55	22	16	6			22	6		22	20	2		5	422.0	12	8,566
	56	87	31	52	3	1	82	54	22	83	73	9	1	50	367.4	9	5,377
	57	21	7	14			19	9		21	19	2		13	436.9	4	2,625
	59	10	2	8			10			10	10			7	315.7	2	
	60	1															
	62	12		11		1	12	9	8	11	11	4		8	311.2		
	63	7		7			7	5		7	7			5	194.0		
	64	34	5	26		3	34	11		31	31	1		26	387.3		
	65	23	4	19			23	3		23	23			17	477.0	2	
	66	29	8	18	3		29	3		26	26			20	475.0	4	7,925
	67	29	10	19			29	6		29	29			18	522.7	7	12,750
	68	39	15	20	2	2	38	6	1	35	35			21	473.3	4	9,371
	69	4	2	2			4			4	4			2		1	
	70	39	14	24	1		39	23	1	38	38	3		23	423.9	7	7,142
	71	213	101	100	7	5	212	35	1	201	198	3		98	516.8	76	9,478
	72	56	19	34	1	2	56	18		53	53	4		33	482.7	11	9,181
	73	1															
	74	52	48	4			48			52	48			2		43	17,488
	75	22	17	4		1	22			21	21			4	575.0	17	15,411
	76	42	41	1			42			42	42			1		39	16,371
	77	32	4	4	1	1	32			30	30			4	575.0	25	21,220
	78	25	22	3			25			25	25			3	566.6	21	15,595
	79	21	16	5			21			21	21			4	712.5	16	19,375
	80	33	28	5			33	2		33	33			5	520.0	25	12,040
	81	31	28	3			31			31	31			2		27	13,740
	82	34	29	4		1	34			33	33			3	1026.6	28	14,446
	83	56	42	14			56			56	56			12	781.6	36	15,416
	84	38	29	8		1	38			37	36			6	741.6	28	22,232
	85	92	10	82			92	35		92	92			82	307.3	1	
	86	40	16	22	1	1	40	17	1	38	38	1		23	499.1	7	10,214
	87	11	3	8			11	3		11	11			8	455.0	3	14,666
	88	39	8	30	1	1	39	10		38	38		1	30	450.3	6	10,833
	89	9	1	7	1	1	9			8	8			6	1013.3	1	
	90	24	8	15	1	1	24	5		23	23			15	444.0	4	11,375
	91	83	9	71	2	1	82	43	7	80	79	10		70	459.0	4	9,625
	92	58	3	53	1	1	56	26		56	56			52	365.5		
	93	45		44	1		43	16	1	44	42		1	42	249.5		
	96	4		4			4			4	4			3	333.3		
	97	2															
	98	22		17	5		21	9	1	17	15	1		18	433.3		
	100	50	28	22			49	24		50	50	4	1	22	410.0	20	5,465
	101	35	20	14	1		34	15		34	34	2		13	377.6	15	5,666
	102	24	16	8			24	10		24	24	1		5	394.0	12	5,425
	104	30	15	15			30	3	1	30	30	1		15	430.6	13	5,938
	105	20	13	7			20	4		20	20			7	657.1	13	5,307
	106	19	11	8			18	1	1	19	19			8	350.0	7	8,057
	107	15	13	2			15			15	15			1		11	9,909
	108	19	15	4			18			19	19	1		3	500.0	12	9,291
	109	22	18	4			21	3		22	22			3	390.0	16	6,868
	110	16	7	8	1		16	10	6	15	15	1		5	3,440.4	4	7,250
	111	42	27	15			40	4		42	40	2		13	380.7	21	7,657
	112	4	2	2			4	2	2	4	4			1		2	
	113	29	25	4			29			29	29			3	443.3	23	6,413
	114	44	30	14			44	21	2	44	44	1		13	333.8	23	5,282
	115	18	15	3			18	9	1	18	18	1		2		14	5,028
	116	10	8	3		1	9	5		9	9			1		7	6,542
	117	18	16	2			18	4	1	18	18			2		16	6,643
	118	29	22	7			29	8	5	29	29			7	485.7	21	5,595
	119	36	29	6		1	36	5		35	35	2		6	356.6	24	6,775
	120	15	13	1		1	14	4	2	14	14			1		11	5,954
	121	13	10	3			13			13	13			3	373.3	7	8,457
	122	21	19	2			21	1	1	21	21			2		15	8,266
	123	35	24	10		1	33	4		34	32			7	440.0	16	7,387
	124	26	15	11			26	5	1	26	26			11	453.6	14	7,142
	125	22	17	4		1	22	4		21	21			4	495.0	14	8,085
	126	18	12	6			18	5	1	18	18			5	310.0	11	6,963
	127	21	17	4			21	8		21	21	2		4	322.5	13	5,907
	128	19	14	5			19	4		19	19			5	466.0	10	5,800
	129	34	20	9	5		32	13	1	29	29			11	448.1	13	7,084
	130	37	18	19			37	12	2	37	37	3		18	458.8	8	6,687
	131	32	17	15			31	9	1	32	29			14	459.2	10	6,650
	132	22	15	5		2	20	8		20	19			5	434.0	12	6,166
	133	49	24	23	1	1	43	17	9	47	43	3		20	370.5	14	6,035
	134	54	28	24			53	12	1	52	41		2	22	355.9	20	6,570
	135	3	1	2						3	2			2		1	
	141	50	49	1		1	47	38	1	49	47	1	1	44	237.9		
	142	42	1	41			39	6		42	38			36	341.9		
	143	32	15	17			32	5		32	32	1		16	567.5	7	12,857
	144	72	36	35		1	72	8	2	71	70			34	517.3	7	9,571
	145	33	12	20		1	32	2		32	32			19	609.4	1	14,125
	146	44	17	26		1	43	10		43	43			25	540.6	2	17,275
	147	40	26	14			38			40	38			11	815.4	2	17,275
	148	17	12	4		1	16			16	15			4	550.0	11	9,318
	149	3	2	1						3	3			1			

¹For renter - occupied dwelling units and vacant nonseasonal not dilapidated units, for rent.
²For owner - occupied dwelling units and vacant nonseasonal not dilapidated units, for sale only.

HOUSING—BLOCK STATISTICS

Table 3.—CHARACTERISTICS OF HOUSING FOR BLOCK AREAS, BY BLOCKS: 1950—Con.

Block area	Block	All dwelling units by occupancy and tenure					All dwelling units by condition and plumbing facilities			Occupied dwelling units			Contract monthly rent ¹		Value ² of one-dwelling-unit structures	
		Total	Owner occupied	Renter occupied	Vacant non-seasonal not dilap., for rent or sale	Other vacant and non-resident	Number reporting	No private bath or dilap.	No running water or dilap.	Total	Persons per room		Number reporting	Average monthly rent (dollars)	Number reporting	Average value (dollars)
											Number reporting	1.51 or more				
B	150	24	16	8		24	2		24	24				12	9.091	
	151	20	17	3		19			20	20			8	15	15.420	
	152	58	18	38		58			56	56		1	36	12	18.375	
	153	41	11	29		41			40	40			28	7	11.642	
	154	75	8	67		71	22		75	72	3	1	66	4	21.875	
	155	68	9	59		65	11		68	68	4		55	4	7.500	
	156	4		4		4	1		4	4			3			
	157	14		14		14	14	1	14	14		3	14			
	158	46		43	1	43	33		43	43		5	41			
	164	16	6	10		16			16	16			10	2		
	165	60	39	21		59	13		60	58			20	29	7.317	
	166	29	19	9	1	28	5	1	28	28			10	13	7.915	
	167	23	11	12		23	11	3	23	22		1	12	6	8.416	
	168	28	13	10		23	5		23	23			9	9	8.111	
	169	17	10	7		17	5	1	17	17			6	9	8.555	
	170	27	17	10		26	4		27	27			9	14	8.642	
	171	24	14	10		24	8		24	24		1	10	11	8.145	
	172	22	14	6	2	22	8		20	20		1	3	11	7.318	
	173	22	17	5		22	2		22	21			4	15	7.960	
	174	24	12	11		24	2		23	23			10	8	7.825	
	175	25	18	7		25	5		25	25			7	13	7.830	
	176	31	25	6		31	4	2	31	31			6	21	7.357	
	177	21	19	2		21	1		21	21			2	17	8.047	
	178	32	26	6		32	2	2	32	32	1		5	22	8.818	
	179	3	3			3			3	3				2		
	180	8	8			8	1	1	8	8				8	5.937	
	181	17	14	3		17			17	17			3	13	5.715	
	182	27	20	7		27	6	2	27	27			4	20	6.055	
	183	19	15	4		19	3		19	19			2	15	5.273	
	184	15	11	3	1	15	14	10	14	14		1	2	10	3.170	
	185	6	6			6	5		6	6		1		5	4.140	
	186	20	19			20	2	2	20	20		1	1	17	6.041	
	187	27	19	5	1	27	11	6	24	24			5	19	5.505	
	188	8	7		1	7	2		7	7		1		7	5.985	
	189	23	20	3		23			23	23			3	19	9.305	
	190	18	7	11		25	5	3	25	25			7	17	7.911	
	191	18	15	3		18			18	18			3	14	8.071	
	192	23	18	5		23			23	23			5	14	8.642	
	193	26	13	12		26	4		25	25			12	11	8.318	
	196	20	20			20			20	20				19	7.478	
	197	15	14	1		15	2		15	15			1	14	6.514	
	198	16	13	3		16	3		16	15			2	11	7.563	
	199	18	11	7		18	4		18	18			4	7	7.142	
	200	23	13	12		24			25	24			11	5	9.160	
	201	22	19	6		25	3		25	25			5	15	9.000	
	202	22	12	9	1	21			21	21			8	9	7.866	
	203	11	3	3		10	2		11	11			2	6	12.250	
	204	33	20	15		34	5	2	35	35			14	15	9.200	
	205	22	32	17	2	46	10	1	49	48			17	24	7.691	
	206	20	12	7	1	19	9	1	19	18		1	8	5	6.300	
	208	8	1	7		8	3		8	8			7			
	209	4	4			4	2		4	4			4			
	211	4	1	3	1	4		1	4	4		2	7			
	213	47	39	8		40	35		40	38			36			
	214	50	15	35		15	2	1	17	15			14			
	215	32	43		1	49	29		49	49		2	43			
	216	32	14	17	1	30	7		31	31			18	10	13.100	
	217	26	19	7		26	5		25	25			20	3	11.666	
	218	44	46		1	64	12		63	63		2	47	9	9.166	
	219	44	41	3		84	13		84	84			40	24	10.312	
	220	7	4	3	1	74	18	1	76	73		1	38	22	10.295	
	221	5		5		5	4	4	5	5		1	5			
	222	70	31	38	1	68	9	1	69	67			36	23	9.608	
	223	30	14	15	1	29	2		29	29			15	11	13.990	
	224	14	11	3		14			14	14			2	10	10.150	
	225	33	20	13		33			33	33			12	18	14.666	
	226	1		1		9			9	9			1	8	15.875	
	227	13		13		13			13	13				13	24.192	
	228	22	17	5		21			22	20			5	16	17.062	
	229	22	21	1		22			21	21				21	16.690	
	230	19	15		1	19			16	16			1	14	21.857	
	231	10		10		10			10	8				10	16.980	
	232	27		27		27			27	24			1	26	16.769	
	233	36		36		36			36	35			1	33	18.000	
	234	3		3		3			3	3			2	29	16.689	
	235	3		3		3			3	3				3	38.333	
	236	4		4		4			4	4				4	33.250	
	237	2		2		2			2	2						
	238	1		1		1			1	1						
	239	22	18	3		22		1	21	20			3	16	14.625	
	240	30	23	7		30	1	1	30	30			7	21	12.447	
	241	40	26	12	1	38	3	1	38	37			12	20	10.400	
	242	44	32	12		44			44	41			10	26	7.915	
	243	20	11	9		19	10	1	20	18			8	8	6.875	
	244	26	12	14		26			26	26		1	13	10	8.050	
	245	31	18	10	3	31	3		28	27			10	12	11.083	
	246	47	22	22		47	5		46	45		1	19	20	8.670	

¹For renter - occupied dwelling units and vacant nonseasonal not dilapidated units, for rent.
²For owner - occupied dwelling units and vacant nonseasonal not dilapidated units, for sale only.

Table 3.—CHARACTERISTICS OF HOUSING FOR BLOCK AREAS, BY BLOCKS: 1950—Con.

Block area	Block	All dwelling units by occupancy and tenure					All dwelling units by condition and plumbing facilities			Occupied dwelling units			Contract monthly rent ¹		Value ² of one-dwelling-unit structures		
		Total	Owner occupied	Renter occupied	Vacant non-seasonal not dilap., for rent or sale	Other vacant and non-resident	Number reporting	No private bath or dilap.	No running water or dilap.	Total	Persons per room		Occupied by non-white	Number reporting	Average monthly rent (dollars)	Number reporting	Average value (dollars)
											Number reporting	1.51 or more					
B	247	11	4	6		1	11		10	10			4	71.00	1		
	248	38	15	23			38		38	38			21	57.09	11	12,545	
	249	35	12	23			35	1	35	35			23	41.78	4	13,000	
	250	7	15	5	5	1	70	40	67	66	11	2	50	42.24	7	7,000	
	251	2	1	7			7		7	7			4	52.00	1		
	254	25	10	15			22	12	25	24		9	14	21.28	7	4,071	
	255	21	12	9			20	6	21	21		3	8	41.25	8	5,187	
	256	31	13	18			31	13	31	31			11	34.54	10	9,000	
	257	22	14	8			22		22	22			8	47.25	13	9,461	
	258	33	23	10			32		33	32			8	50.87	19	9,026	
	259	27	23	4			27	2	27	27			4	39.25	21	9,061	
	260	30	25	5			29	2	30	30			5	57.00	25	10,128	
	261	30	17	13		1	27	8	29	29			8	28.12	15	5,913	
	262	28	11	17			28	7	28	28			9	43.11	24	7,875	
	263	21	19	2			21		21	21			1	19.44	19	10,394	
	264	36	32	4			36		36	36			4	40.25	32	10,062	
	265	11	10	1			11		11	11			2	36.80	5	7,880	
	266	12	9	3			12		12	12			2	36.80	9	9,144	
	267	12	9	3			12	1	12	12			2	36.80	8	9,687	
	268	13	4	9			13		13	13			4	37.50	7	10,471	
	270	12	12				12		12	12					12	9,650	
	271	10	1	9			10	1	10	10			1		8	7,833	
	272	12	12				12		12	12					12	8,133	
	273	2	3				2	2	2	2			2		2	2,900	
	274	3	2	1			3	2	3	3			2		2	2,900	
	275	11	11				11		11	11					11	8,950	
	276	14	14				14	10	14	14		1	5	34.00	3	5,971	
	277	2	2				2	1	2	2					2	6,731	
	278	2	2				2	2	2	2					2	10,766	
	279	4	3	1			4	2	4	4			1	30.33	2	8,204	
	280	2	2			3	2	5	2	2			5	39.40	17	7,188	
	281	2	2				2	2	2	2			5	34.33	21	8,919	
	282	1	1			1	1	2	1	1			2	35.88	23	5,282	
	283	5	4	1			5	2	5	5		3	2	38.46	2	4,700	
	284	1	1				1	1	1	1			2	19.40	5	3,800	
	285	9	7	2			9	4	9	9			9	24.11	3	4,666	
	286	5	4	1			5	2	5	5			2	37.35	2	5,000	
	287	5	4	1		2	5	2	5	5			2	57.43	4	17,000	
	288	4	3	1			4	3	4	4			3	70.87	8	12,687	
	289	9	8	1			9	3	9	9			3	50.00	6	5,333	
	290	3	3				3	3	3	3			1	46.89	7	11,642	
	291	5	3	2			5	3	5	5			1	51.05	21	9,261	
	292	2	2				2	2	2	2			1	60.57	3	8,666	
	293	7	6	1			7	4	7	7			1	54.37	8	8,875	
	294	4	4				4	4	4	4			2	46.06	8	7,750	
	295	3	3				3	3	3	3			9	51.77	21	8,380	
	296	4	4				4	4	4	4			10	51.80	32	11,525	
	297	3	3				3	2	3	3			4	70.00	26	12,903	
	298	5	4	1			5	2	5	5			6	76.16	28	17,142	
	299	4	2	2			4	2	4	4			1		22	13,181	
	300	2	2				2	2	2	2			5	65.60	21	12,195	
	301	2	2				2	2	2	2			5	71.40	16	12,062	
	302	3	3				3	3	3	3			4	55.75	33	11,500	
	303	2	2				2	2	2	2			6	37.33	16	7,625	
	304	3	3				3	3	3	3			10	60.30	21	8,414	
	305	8	5	3			8	3	8	8			3	46.06	45	6,628	
	306	6	5	1			6	3	6	6			1	45.82	39	12,071	
	307	7	6	1			7	3	7	7			1	47.17	12	10,000	
	308	3	3				3	3	3	3			9	46.00	18	14,055	
	309	2	2				2	2	2	2			5	58.00	17	10,311	
	310	2	2				2	2	2	2			6	65.50	11	10,863	
	311	2	2				2	2	2	2			8	53.87	11	11,590	
	312	1	1				1	1	1	1			6	46.50	9	6,777	
	313	6	5	1			6	4	6	6			3	34.28	7	6,871	
	314	4	4				4	4	4	4			6	25.55	3	3,666	
	315	1	1				1	1	1	1			9	24.77	5	4,200	
	316	3	3				3	3	3	3			1	33.15	15	3,806	
	317	5	5				5	5	5	5			4	41.43	18	8,261	
	318	9	8	1			9	8	9	9			2	36.80	8	7,625	
	319	3	2	1			3	4	3	3			5	45.80	24	7,962	
	320	2	2				2	2	2	2			2		20	8,145	
	321	2	2				2	2	2	2			1	65.86	23	6,586	
	322	4	4				4	4	4	4			9	40.88	28	6,339	
	323	2	2				2	2	2	2			9		20	10,025	
	324	4	4				4	4	4	4			4	37.75	44	8,622	
	325	1	1				1	1	1	1			1		10	9,230	
	326	1	1				1	1	1	1			1		8	7,937	
	327	1	1				1	1	1	1			3	38.00	5	7,300	
	328	1	1				1	1	1	1					11	10,290	
	331	2	2				2	2	2	2							
	332	6	6				6	6	6	6					6	8,833	
	333	10	9	1			10	7	10	10			1		9	8,977	
	334	7	6	1			7	7	7	7			1		6	9,000	
	335	9	9				9	9	9	9					9	7,500	
	336	2	2	1			2	3	2	2			1		23	9,013	
	338	3	3			2	3	6	3	3			1		31	5,590	
	339	2	2	3			2	6	2	2			3	46.66	2	5,963	

¹For renter - occupied dwelling units and vacant nonseasonal not dilapidated units, for rent.
²For owner - occupied dwelling units and vacant nonseasonal not dilapidated units, for sale only.

HOUSING—BLOCK STATISTICS

Table 3.—CHARACTERISTICS OF HOUSING FOR BLOCK AREAS, BY BLOCKS: 1950—Con.

Block area	Block	All dwelling units by occupancy and tenure					All dwelling units by condition and plumbing facilities			Occupied dwelling units			Contract monthly rent ¹		Value ² of one-dwelling-unit structures		
		Total	Owner occupied	Renter occupied	Vacant non-seasonal not dilap., for rent or sale	Other vacant and non-resident	Number reporting	No private bath or dilap.	No running water or dilap.	Total	Persons per room		Occupied by non-white	Number reporting	Average monthly rent (dollars)	Number reporting	Average value (dollars)
											Number reporting	1.51 or more					
B	340	28	25	2		1	27	2	27	27			2		23	6.926	
	341	24	22	2			24	1	24	24					21	6.795	
	342	33	29	4			31	1	33	31			3	27.33	28	8.825	
	343	31	26	5			31	1	31	31			5	32.60	23	8.347	
	344	35	27	6	1	1	35	4	33	31			5	50.60	24	7.075	
	345	27	14	13			27	4	27	24			13	37.07	11	5.754	
	346	52	37	15			48	15	52	50	1	19	12	33.41	31	4.703	
	347	29	16	13			27	16	29	28	4	25	12	18.66	11	3.081	
	348	57	30	24	2	1	55	35	54	53	6	35	22	18.18	26	5.588	
	349	14	4	10			14	7	14	14	1	6	7	27.71	4	3.375	
	350	25	11	14			25	19	25	25	1	24	14	17.64	8	4.200	
	351	106	51	51	2	2	102	60	20	102	101	4	48	27.45	44	4.979	
	352	22	17	4	1		22	2	22	21		4	3	33.33	16	1.233	
	353	22	17	5			21	2	22	21			5	71.00	13	17.807	
	354	12	12				12		12	12					12	27.250	
	355	34	30	4			34	1	34	33			3	56.66	29	21.224	
	356	35	26	7		2	35	5	33	33			5	57.00	22	20.218	
	357	33	30	3			33	3	33	33			3	53.33	26	15.634	
	358	32	21	8		3	30	8	29	29	1	16	8	36.12	18	5.833	
	359	28	14	13	1		26	7	27	26	1	15	9	37.22	14	4.714	
	360	29	22	7			29		29	28		1	6	58.83	19	8.657	
	361	14	14				13	3	14	14					14	5.571	
	362	11	10	1			11	3	11	10		1	1		9	5.500	
	363	36	31	3	2		36	3	34	33			2		27	1.262	
	364	30	25	5			30		30	29			2	67.00	24	13.391	
	365	26	25	1			26	1	26	26			1		24	14.629	
	366	25	22	3			25		25	25			2		21	15.714	
	367	23	20	3			23		23	23			1		20	15.650	
	368	6	6				6		6	4					6	15.666	
	369	3	3				3		3	3					3	14.333	
	370	4	4				4		4	4					4	15.750	
	371	11	11				11		11	11					11	15.181	
	372	3	3				3		3	3					2		
	373	24	23	1			24		24	23			1		23	15.826	
	374	11	11				11		11	11					11	13.272	
	375	14	13	1			13		14	13					13	17.846	
	376	18	18				18		18	18					18	17.944	
	377	24	22	1		1	23		23	23			1		21	17.095	
	378	13	11	2			13		13	13			2		11	16.272	
	379	9	8	1			9		9	9			1		8	16.375	
	380	25	24	1			25		25	22			9		18	14.633	
	381	45	33	12		1	45	7	44	43		1	1	48.00	28	7.192	
	382	44	44				44	2	44	44			1		22		
	383	32	27	5		1	32	9	31	30		1	4	31.25	24	5.579	
	384	31	27	4			30		30	29			2		28	8.128	
	385	19	19		1	1	23		22	22			1		19	9.315	
	386	14	11	3			13		14	13			2		11	12.090	
	387	11	11				11	4	11	13			1		11	5.284	
	388	16	12	4			16	3	16	16		8	6	43.33	13	8.409	
	389	11	10	1			11		11	11			1	55.00	11	8.409	
	390	6	4	2			6		6	6			1		2		
	391	29	29				29		29	29					29		
	392	27	14	12		1	27	5	26	26			11	41.18	11	13.227	
	393	31	23	7		1	31	3	30	30	1	1	7	29.14	21	5.561	
	394	28	24	4			28		28	28			4	58.75	23	11.000	
	395	21	21				21		21	21					20	9.544	
	396	21	21				21	5	21	21		2			20	6.650	
	397	10	9	2		1	10	2	9	9		1	1		3	6.650	
	398	24	22	2			24	2	24	24			1		28	7.517	
	399	23	18	4		1	23	4	22	24		3	4	31.25	22	7.177	
	400	28	26	2			27	1	28	28			2		26	7.511	
	401	20	17	2		1	20	4	19	19			1		17	7.235	
	402	24	21	3			24	6	24	24		1	2		21	6.142	
	403	29	24	4		1	29	3	28	27			3	38.33	22	7.586	
	404	6	5	9			6	7	6	6		1	3	58.00	5	8.410	
	405	7	3	3			7	3	7	7			1		3	8.933	
	406	9	7	1			9	7	9	9			1		8	8.062	
	407	7	7				7		7	7					7	8.500	
	408	9	3	2			9	5	9	9			2		3	12.000	
	409		8	1			9		9	9			1		8	9.875	
	410	15	14	1			14		14	15			1		14	6.571	
	411	16	15	1			16	1	16	16			1		14	10.128	
	412	10	10			1	10	3	10	10		1	3	36.66	12	12.833	
	413	10	10				10		10	10					9	9.150	
	414	27	24	3			27	2	27	27		1	3	48.33	23	7.230	
	415	26	22	4			26	3	26	26			3	45.66	21	9.547	
	416	27	24	3			27	1	27	27			2		23	8.243	
	417	26	23	3			26		26	26			2		22	8.544	
	418	23	23				23		23	23					22	8.544	
	419	27	25	2			27		27	23			1		17	9.352	
	420	5	3	1			5		5	5			2		2	1.254	
	421	12	7	4		1	10	13	11	11		1	16	40.87	27	7.425	
	422	25	14	10		1	18	5	24	20		2	4	27.50	6	5.833	
	423	53	41	10		1	40	17	51	50		1	11	20.27	14	4.000	
	424	32	16	16			18	12	32	32		8	8	23.75	36	4.644	
	425	34	18	15		1	31	11	31	32		1	12	17.16	15	4.840	
	426	42	29	10		2	41	11	39	37		4	13	19.07	15	6.506	
												1	11	47.27	26	6.973	

¹For renter - occupied dwelling units and vacant nonseasonal not dilapidated units, for rent.
²For owner - occupied dwelling units and vacant nonseasonal not dilapidated units, for sale only.

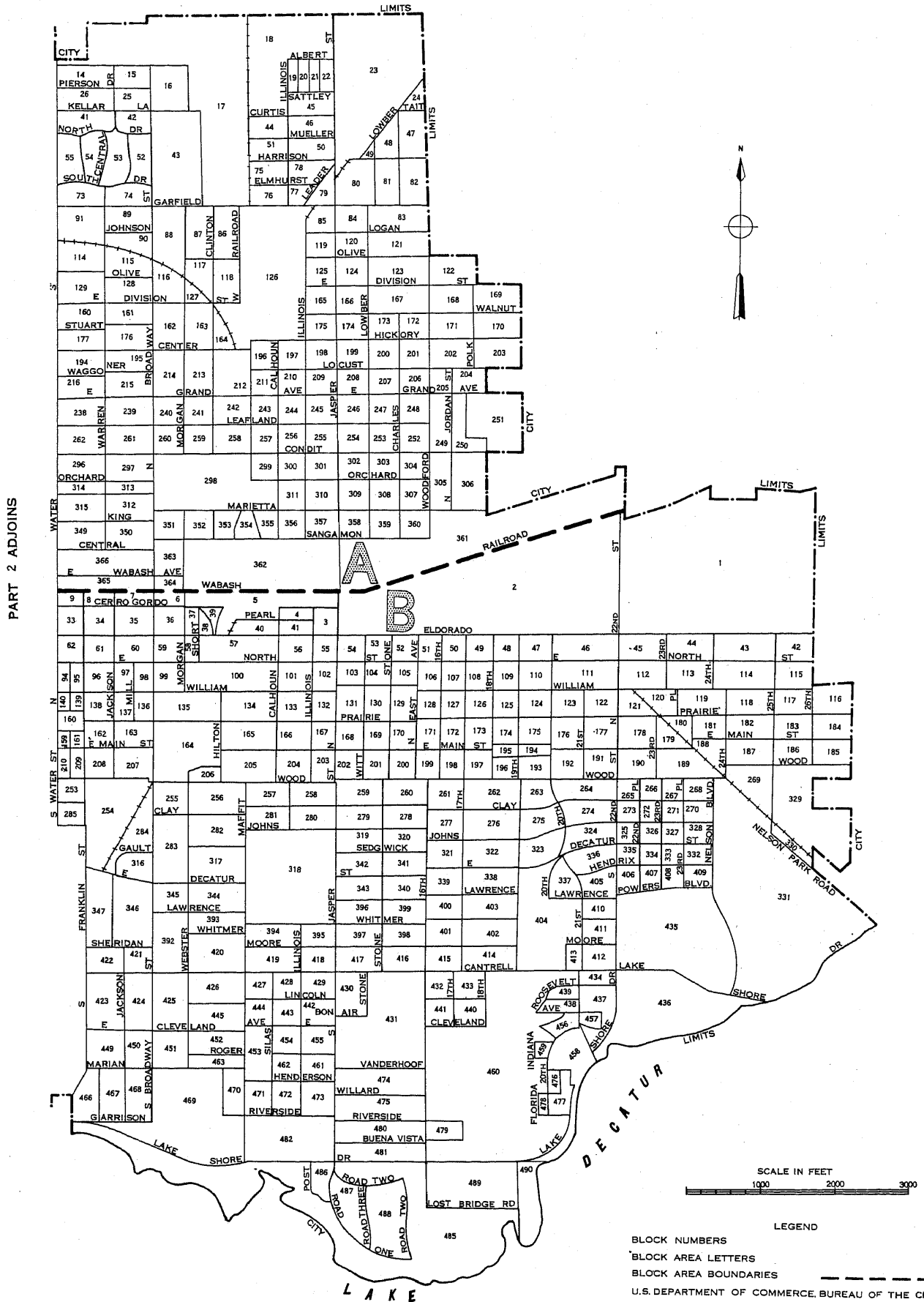
Table 3.—CHARACTERISTICS OF HOUSING FOR BLOCK AREAS, BY BLOCKS: 1950—Con.

Block area	Block	All dwelling units by occupancy and tenure					All dwelling units by condition and plumbing facilities			Occupied dwelling units			Contract monthly rent ¹		Value ² of one-dwelling-unit structures		
		Total	Owner occupied	Renter occupied	Vacant non-seasonal not dilap., for rent or sale	Other vacant and non-resident	Number reporting	No private bath or dilap.	No running water or dilap.	Total	Persons per room		Occupied by non-white	Number reporting	Average monthly rent (dollars)	Number reporting	Average value (dollars)
											Number reporting	1.51 or more					
8	427	21	13	8					21	21			8	51.87	6	9,383	
	428	11	8	3					11	11			3	53.00	5	9,800	
	429	21	18	3					21	21			3	35.00	15	7,606	
	430	29	24	5					28	29			4	30.25	23	6,304	
	431	105	90	12		3		1	104	102	1		8	45.62	89	7,188	
	432	55	13	2					15	14			1		11	8,845	
	433	22	21	1					22	21	1		1		20	8,390	
	434	17	13	4					17	17			2		13	8,207	
	436	1															
	437	39	32	7					39	39			7	52.71	31	10,274	
	438	13	9	1	3				13	10			1		9	7,455	
	439	14	13	1					14	14			1		12	8,483	
	440	13	13						13	13					13	9,146	
	441	21	16	4		1			21	20			4	38.75	14	6,685	
	442	21	16	4	1			3	20	20			4	67.50	15	8,286	
	443	16	12	4					15	15			4	55.00	11	9,545	
	444	17	9	8					17	17			7	47.85	6	8,416	
	445	38	26	11	1				37	37	1		12	50.08	25	7,224	
	446	1															
	447	9	6	3					9	9	1		2		6	4,666	
	448	18	13	5					18	18	1	8	5	27.20	13	4,938	
	449	24	13	11					11	10		5	10	33.30	13	4,369	
	450	26	22	4					24	22		12	4	28.00	21	3,661	
	451	26	14	12					26	25	1		4	29.33	12	5,116	
	452	40	28	12					38	38			9	37.66	25	6,884	
	453	37	21	16	2				34	32	1	3	9	37.66	20	6,090	
	454	12	11	1	1				12	12			14	33.78	9	6,911	
	455	19	17	2					19	19			1		16	6,112	
	456	6	5	1					5	5	1		2		5	7,400	
	457	6	6						6	6			1		6	10,833	
	458	28	24	3					28	27			2		22	10,413	
	459	1				1											
	460	60	52	9					61	60			7	62.85	52	9,571	
	461	20	18	2	1				19	19					17	6,841	
	462	11	9	2					11	11			2		9	5,966	
	463	14	13	1					14	14			1		13	4,115	
	464	10	7	3					10	10			3	39.33	6	6,000	
	465	4	3	1					4	4			3	20.66	3	3,100	
	466	23	16	7					23	23			3	15.00	19	3,413	
	467	28	19	9					28	28			9	15.00	17	3,458	
	468	21	16	4					21	20			4	15.75	16	2,293	
	470	15	9	6		1			15	15					16	5,562	
	471	24	17	7					24	24					1	4,613	
	472	17	13	4		1			17	16			1	27.50	9	6,828	
	473	18	17	1					18	18			1	38.33	15	5,353	
	474	54	45	8		1			52	53			11	22.50	45	7,413	
	475	58	50	8					58	58			1	38.40	47	7,351	
	476	5	2	3					5	4					1		
	477	4	4						4	4					4	9,000	
	479	41	36	4					41	39			5	67.00	36	8,438	
	480	52	47	5					52	52			3	76.66	44	9,854	
	481	27	24	3		1			27	26			2		24	11,591	
	482	28	19	8		1			27	27			7	32.57	16	4,243	
	484	17	10	7					17	17			7	34.71	6	3,500	
	485	25	20	4		1			25	24			4	48.00	19	20,026	
	486	1															
	487	1															
	488	3	2	1													
	489	2															
	490	1															

¹For renter - occupied dwelling units and vacant nonseasonal not dilapidated units, for rent.
²For owner - occupied dwelling units and vacant nonseasonal not dilapidated units, for sale only.

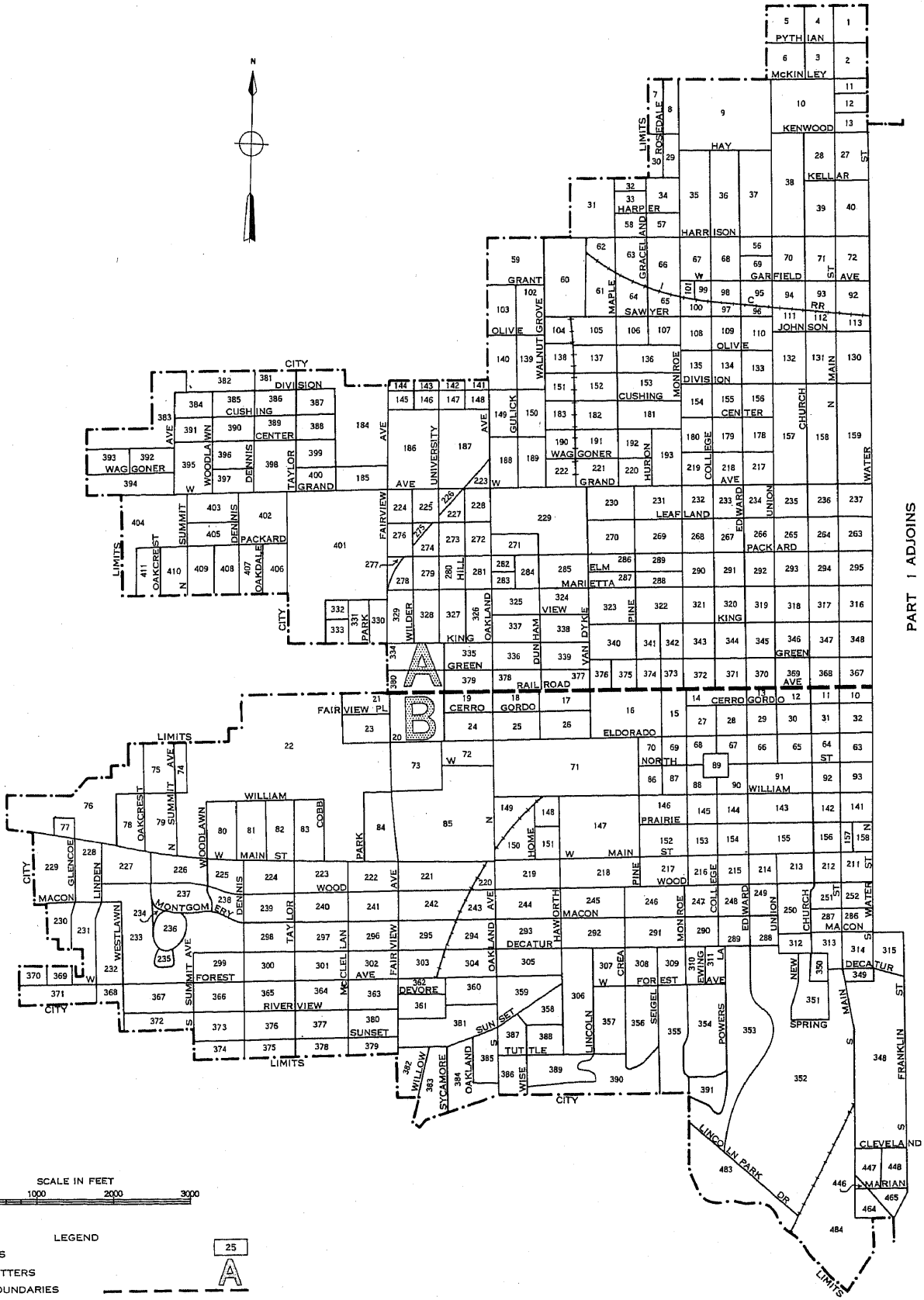
DECATUR, ILLINOIS, BY BLOCKS: 1950

PART 1 OF 2 PARTS

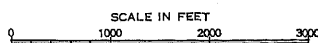


DECATUR, ILLINOIS, BY BLOCKS: 1950

PART 2 OF 2 PARTS



PART 1 ADJOINS



LEGEND

- BLOCK NUMBERS
- BLOCK AREA LETTERS
- BLOCK AREA BOUNDARIES
- U.S. DEPARTMENT OF COMMERCE, BUREAU OF THE CENSUS

