


1950 UNITED STATES CENSUS OF HOUSING

U. S. DEPARTMENT OF COMMERCE • BUREAU OF THE CENSUS



DULUTH, MINN.

**BLOCK
STATISTICS**

U. S. CENSUS OF HOUSING: 1950

Volume

- I General Characteristics
- II Nonfarm Housing Characteristics
- III Farm Housing Characteristics
- IV Residential Financing
- V Block Statistics

Housing statistics for census tracts are to be included in the **Population** reports on census tracts.

U. S. CENSUS OF POPULATION: 1950

Volume

- I Number of Inhabitants
- II Characteristics of the Population

Succeeding volumes will cover the following subjects:

Census Tracts, Nativity and Parentage, Nonwhite Population by Race, Persons of Spanish Surname, Institutional Population, Differential Fertility, Labor Force Characteristics, Occupation, Industry, Income, Internal Migration, Education, Characteristics of Families and Households.

UNITED STATES CENSUS of HOUSING : 1950
U. S. DEPARTMENT OF COMMERCE BUREAU OF THE CENSUS
CHARLES SAWYER, Secretary ROY V. PEEL, Director



BLOCK STATISTICS


**DULUTH
MINNESOTA**

*Prepared under the supervision of
Howard G. Brunzman, Chief
Population and Housing Division*

1950 HOUSING CENSUS REPORT
VOLUME V, PART 53

UNITED STATES GOVERNMENT PRINTING OFFICE 1951

BLOCKS • CENSUS TRACTS





BUREAU OF THE CENSUS

ROY V. PEEL, *Director*

A. ROSS ECKLER, *Deputy Director*
HOWARD C. GRIEVES, *Assistant Director*
CONRAD TAEUBER, *Assistant Director*
MORRIS H. HANSEN, *Assistant Director for Statistical Standards*
ROBERT Y. PHILLIPS, *Assistant Director for Operations*
CALVERT L. DEDRICK, *Coordinator, International Statistics*
FRANK R. WILSON, *Information Assistant to the Director*

Population and Housing Division—

HOWARD G. BRUNSMAN, *Chief*
WAYNE F. DAUGHERTY, *Assistant Chief for Housing*
ROBERT B. VOIGHT, *Assistant Chief for Operations*
HENRY S. SHRYOCK, Jr., *Assistant Chief for Population*
EDWIN D. GOLDFIELD, *Program Coordinator*

Quality and Equipment Statistics—ROBERT C. HAMER, *Chief*
Inventory Statistics—CARL A. S. COAN, *Chief*
Developmental Programs—J. HUGH ROSE, *Chief*
Residential Financing—JUNIA H. HONNOLD, *Chief*
Territories and Possessions—JOEL WILLIAMS, *Chief*
Statistical Sampling—JOSEPH STEINBERG, *Chief*
Statistical Procedure—MORTON A. MEYER, *Chief*
Processing Operations—MILTON D. LIEBERMAN, *Chief*

Administrative Service Division—WALTER L. KEHRES, *Chief*
Agriculture Division—RAY HURLEY, *Chief*
Budget Officer—CHARLES H. ALEXANDER
Business Division—HARVEY KAILIN, *Acting Chief*
Field Division—LOWELL T. GALT, *Chief*
Foreign Trade Division—J. EDWARD ELY, *Chief*
Geography Division—CLARENCE E. BATSCHLET, *Chief*
Governments Division—ALLEN D. MANVEL, *Chief*
Industry Division—MAXWELL R. CONKLIN, *Chief*
Machine Tabulation Division—C. F. VAN AKEN, *Chief*
Personnel Division—HELEN D. ALMON, *Chief*

SUGGESTED IDENTIFICATION

U. S. Bureau of the Census. *U. S. Census of Housing: 1950. Vol. V, Block Statistics, Part 53.*
U. S. Government Printing Office, Washington, D. C., 1952.

For sale by the Superintendent of Documents, U. S. Government Printing Office, Washington 25, D. C.,
or any of the Field Offices of the Department of Commerce - Price 30 cents

PREFACE

This report presents statistics on characteristics of dwelling units by blocks for the city. The tabulations are based on data from the 1950 Census of Housing, taken as of April 1, 1950. Authorization for the 1950 Census of Housing as part of the Seventeenth Decennial Census was provided by the Housing Act of 1949, approved July 15, 1949.

The major portion of the information compiled from the 1950 Census of Housing appears in Volume I, *General Characteristics*; Volume II, *Nonfarm Housing Characteristics*; Volume III, *Farm Housing Characteristics*; Volume IV, *Residential Financing*; and Volume V, *Block Statistics*. Volume V consists of separate reports, issued as bulletins for each of the 209 cities which in 1940 or in a subsequent census had a population of 50,000 or more. These reports will not be bound into a single publication.

The subjects covered in both the 1950 and 1940 reports on characteristics of dwelling units by blocks are substantially similar.

This report was prepared under the direction of Howard G. Brunsman, Chief, Population and Housing Division, and Wayne F. Daugherty, Assistant Chief for Housing. Robert C. Hamer, Chief, Quality and Equipment Statistics Section, was in charge of coordinating the content and the format of the report with assistance from Carl A. S. Coan, Chief, Inventory Statistics Section; Floyd D. McNaughton, Chief, Equipment and Facilities Unit; Beulah Washabaugh, Chief, Tenure and Vacancy Unit; and Walter A. Hines. The compilation of the statistics was under the supervision of Robert B. Voight, Assistant Chief for Operations.

The collection of the information on which these statistics are based was under the supervision of Lowell T. Galt, Chief, Field Division. The geographic work, including the assignment of all block numbers and the preparation of maps, was under the supervision of Clarence E. Batschelet, Chief, Geography Division. The data were tabulated under the supervision of C. F. Van Aken, Chief, Machine Tabulation Division.

January 1952.

DULUTH, MINN.

CONTENTS

INTRODUCTION

	Page		Page
General.....	1	Definitions and explanations—Continued	
Related reports.....	1	Condition and plumbing facilities.....	2
Census tracts.....	1	Persons per room.....	2
Use of data.....	1	Color of occupants.....	2
Comparability with 1940 Housing Census data.....	1	Contract monthly rent.....	2
Definitions and explanations.....	1	Value of one-dwelling-unit structures.....	2
Dwelling unit.....	1	Number reporting.....	2
Occupancy and tenure.....	2	Block identification.....	2

TABLES

	Page
Table 1.—Characteristics of housing for the city: 1950.....	3
Table 2.—Characteristics of housing by census tracts: 1950.....	3
Table 3.—Characteristics of housing for census tracts, by blocks: 1950.....	4

Map of city, by blocks, appears following last page of tables.

BLOCK STATISTICS

INTRODUCTION

GENERAL

Volume V of the Reports on Housing consists of a separate report for each of the 209 cities which in 1940, or in a subsequent census prior to 1950, had a population of 50,000 or more. Each report presents for the city, by blocks, tabulations for a limited number of subjects obtained in the Census of Housing. The subjects in these reports are similar to those in the block statistics supplements to Volume I of the reports of the 1940 Census of Housing. The subjects in this report present the number of dwelling units classified by occupancy and tenure, condition and plumbing facilities, persons per room, color of occupants, average contract monthly rent of renter-occupied and selected vacant units, and the average value of one-dwelling-unit owner-occupied and selected vacant structures. In table 1, the statistics for these subjects are summarized for the city. Table 2 contains the statistics for census tracts. In table 3, the data are presented by blocks within census tracts. Maps identifying the location of each block and the census tract boundaries are a part of this report.

Related reports.—Related statistics for this city are contained in the Reports on Housing, Volume I, *General Characteristics*; and in the Reports on Population, Volume I, *Number of Inhabitants*, and Volume II, *Characteristics of the Population*.

The Reports on Housing for each State in Volume I present data on the characteristics of dwelling units for the State by residence (urban, rural nonfarm, and rural farm), for standard metropolitan areas, urbanized areas, counties, for urban places, places of 1,000 to 2,500 inhabitants, and rural-nonfarm and rural-farm dwelling units for each county. Each report includes the following subjects: occupancy, tenure, race of occupants, type of structure, year built, condition and plumbing facilities, water supply, toilet and bathing facilities, number of rooms, number of persons, persons per room, electric lighting, heating equipment, heating and cooking fuels, refrigeration equipment, kitchen sink, radio, television, and, for nonfarm units, the contract monthly rent, gross monthly rent, and value of one-dwelling-unit structures.

Volume I of the Reports on Population shows the 1950 population of each county and of each minor civil division within the county. It also contains figures for each incorporated place, for each unincorporated place with 1,000 or more inhabitants, and for incorporated places of 5,000 or more by wards. A special series of tables presents data for each urbanized area giving the incorporated places and portions of minor civil divisions within it.

Volume II of the 1950 Population Reports contains statistics on the general characteristics of the population. Chapter A of this volume repeats the figures on number of inhabitants as shown in Volume I; Chapter B presents demographic, economic, and social characteristics of the population; and Chapter C gives more detailed cross-classifications for States and large cities and standard metropolitan areas.

Census tracts.—Census tracts are small areas into which certain large cities have been subdivided for statistical and local administrative purposes. In most cases the tracts are permanently established, so that comparison may be made from census to census. The boundaries of tracts are established so as to include approximately equal numbers of inhabitants or equal areas; and each tract is designed to represent an area that is fairly

homogeneous in population characteristics. Although the tracted areas of some cities extend into the suburbs, the data shown in this report are restricted to the tracts within the corporate limits of the city.

Use of data.—The tabulation of housing characteristics for areas as small as city blocks provides descriptive material of considerable value for technical studies of housing in the city. The statistics will be useful in compiling totals for special types of areas that may be defined to meet the requirements of individual investigators. Users of the data should bear in mind that in practically all cases the data for a given block represent the work of only one enumerator. Consequently, housing characteristics for blocks are subject to a wider margin of error than is to be expected in the figures for tracts or wards which represent returns made by a number of enumerators. Misinterpretation of instructions by one enumerator may cause a significant bias in the statistics for a block even though it may have a negligible effect upon the figures for larger areas. In particular, the enumeration of "condition" depended to a considerable extent upon the judgment of the individual enumerator. Also, failure to indicate the correct block number for a significant number of dwelling units may introduce errors into the block data.

Comparability with 1940 Housing Census data.—In the 1940 Census of Housing, reports entitled "Block Statistics" were issued as supplements to the first series of Housing bulletins. These supplements consisted of separate reports for each of the 191 cities which had 50,000 inhabitants or more in 1930.

In the 1950 reports, the block numbers used are different, in most cases, from those used in the 1940 reports. Therefore, to compare 1940 and 1950 data for a given block, it is necessary to locate the block on the maps to obtain the corresponding 1940 and 1950 block numbers.

The subjects in both the 1940 and 1950 reports are substantially similar. However, data on number of structures, year built, and mortgage status have been omitted from the 1950 report. Furthermore, in the 1940 reports average contract or estimated monthly rent was reported for all dwelling units while in 1950 average contract monthly rent is reported for some, and average value for other, dwelling units.

DEFINITIONS AND EXPLANATIONS

More detailed and complete definitions are presented in Volume I of the Housing Reports.

Dwelling unit.—In general, a dwelling unit is a group of rooms or a single room, occupied or intended for occupancy as separate living quarters, by a family or other group of persons living together or by a person living alone.

A group of rooms, occupied or intended for occupancy as separate living quarters, is a dwelling unit if it has separate cooking equipment or a separate entrance. A single room, occupied or intended for occupancy as separate living quarters, is a dwelling unit if it has separate cooking equipment or if it constitutes the only living quarters in the structure. Also, each apartment in a regular apartment house is a dwelling unit even though it may not have separate cooking equipment. Excluded from the dwelling unit count are large rooming houses, institutions, dormitories, and transient hotels and tourists courts.

In the 1940 Census, a dwelling unit was defined as the living quarters occupied or intended for occupancy by one household.

A household consisted of a family or other group of persons living together with common housekeeping arrangements, or a person living entirely alone. However, the enumerator was not explicitly instructed to define rooms as dwelling units on the basis of cooking equipment or separate entrance.

The number of dwelling units in the 1950 Census may be regarded as comparable with the number of dwelling units in the 1940 Census. Some living quarters may have been classified as separate dwelling units in the one census and not in the other. Further, in the 1950 Census, living quarters with five or more lodgers were not tabulated as dwelling units; generally, such quarters were included in the 1940 dwelling unit count. However, the net effect of these changes is probably small.

Occupancy and tenure.—Dwelling units are classified by occupancy and tenure into four groups: owner-occupied; renter-occupied; vacant nonseasonal not dilapidated, for rent or sale; and other vacant and nonresident. A dwelling unit is classified as owner-occupied if it was owned wholly or in part by the head of the household or by some related member of his family living in the dwelling unit. All other occupied units are classified as renter-occupied whether or not cash rent was actually paid for living quarters. Rent-free units and living accommodations received in payment for services performed are thus included with the renter-occupied units.

A dwelling unit is considered vacant if no persons are living in it at the time of enumeration. New units not yet occupied were enumerated as vacant dwelling units if construction had proceeded to the extent that all the exterior windows and doors were installed and final usable floors were in place. The classification "Vacant nonseasonal not dilapidated, for rent or sale" is descriptive of the vacant dwelling units reported in this classification. "Other vacant and nonresident" units include all dilapidated and seasonal vacant units as well as the not dilapidated units which were not for rent or sale.

Because of changes in enumeration procedures, the counts of total vacant units in 1940 and 1950 are not strictly comparable. In 1940, vacant units were enumerated if they were habitable; units uninhabitable and beyond repair were excluded from the enumeration. In 1950, units were included regardless of condition if they were intended for occupancy as living quarters. Therefore, no comparison should be made between the data on "vacant nonseasonal not dilapidated, for rent or sale" units from the 1950 Census and data in the 1940 Census reports.

In both censuses, dwelling units occupied entirely by non-residents were included with vacant units not for rent or sale. Trailers, tents, houseboats, and railroad cars which were vacant were excluded from the dwelling unit inventory in both 1950 and 1940.

Condition and plumbing facilities.—Data on condition of a dwelling unit are shown in combination with data for selected plumbing facilities and are, therefore, limited to units for which both condition and plumbing facilities are reported. Plumbing facilities include water supply, toilet facilities, and bathing facilities.

The category "with private bath" includes those dwelling units reported with both a flush toilet and a bathtub or shower inside the structure for the exclusive use of the occupants of the unit. The category "no private bath" includes those dwelling units not having private flush toilet or not having private bathing facilities. The "no running water" category includes units with only piped running water outside the structure or with only other sources such as a hand pump.

A dwelling unit is "dilapidated" when it is run-down or neglected, or is of inadequate original construction, so that it does not provide adequate shelter or protection against the elements or it endangers the safety of the occupants.

Persons per room.—The number of persons per room has been computed for each occupied dwelling unit by dividing the number

of persons in the dwelling unit by the number of rooms in the dwelling unit. All persons enumerated in the Population Census as members of the household (including lodgers, servants, and other nonrelated persons) are counted in determining the number of persons that occupy the dwelling unit. The number of rooms in the dwelling unit includes all rooms available for living quarters throughout the year. Not counted as rooms are bathrooms, closets, pantries, halls, screened porches, and unfinished rooms in the basement and attic.

Color of occupants.—Occupied dwelling units are classified by color of head of household according to the definition used in the 1950 Census of Population. The group designated as "non-white" consists of Negroes, Indians, Japanese, Chinese, and other nonwhite races. Persons who are not definitely Indian or of other nonwhite race are classified as white.

Contract monthly rent.—Contract monthly rent is the rent, at the time of enumeration, contracted for by the renter regardless of whether it includes furniture, heating fuel, electricity, cooking fuel, water, or personal services.

Monthly rent for vacant dwelling units is the amount asked for the dwelling unit at the time of enumeration. The average monthly rent relates to renter-occupied dwelling units and vacant nonseasonal not dilapidated units for rent. Dwelling units which are occupied "rent-free" are not included with the units reporting rent.

Value of one-dwelling-unit structures.—Average value is shown for owner-occupied dwelling units and vacant nonseasonal not dilapidated units which are for sale only. Value is shown only if the unit is in a one-dwelling-unit structure without business and if it is the only dwelling unit included in the property. The value represents the amount for which the owner estimates that the property, including such land as belongs with it, would sell under ordinary conditions and not at a forced sale. For vacant units, value is the sale price asked by the owner.

Number reporting.—Occupancy and tenure are reported for all dwelling units, and color of occupants is reported for all occupied units. The corresponding distributions for these subjects in table 1 are based on all dwelling units and on occupied units, respectively. For all other subjects, the distributions are based on the units for which the specific characteristics are reported, that is, the "Number reporting."

The number of dwelling units for which the enumerator obtained no report on a particular item is shown for the city totals only; however, the number "not reported" can easily be derived for each area in tables 2 and 3 by subtracting the number reporting from the total number of dwelling units (or total occupied).

Block identification.—A map or series of maps is included in this report showing block numbers for each block, number and letter designations for tracts, and the names of principal streets.

Blocks are identified by serial numbers, a separate series of numbers being used for each tract. Thus, the location of each block for which data are presented in table 3 may be determined by referring to the tract and block number shown on the map. Similarly, data for a specific block may be located in the table by reference to the map for identification numbers of the tract and block.

If no dwelling units are reported for a block, the block number is not listed in table 3, although it is shown on the map. Dwelling units for which the block number was not reported are indicated in the table by the symbol "NR." Detailed data are not shown for such dwelling units, nor for blocks containing fewer than three dwelling units. Average monthly rent is not shown when the monthly rent was reported for fewer than three dwelling units. Average value is not shown when the value of one-dwelling-unit properties was reported for fewer than three dwelling units. All dwelling units are included, however, in the statistics for the city and for each tract.

Table 1.—CHARACTERISTICS OF HOUSING FOR THE CITY: 1950

Subject	Number	Percent	Subject	Number	Percent
OCCUPANCY AND TENURE			PERSONS PER ROOM		
All dwelling units.....	31,996	100.0	Occupied dwelling units.....	31,312	...
Owner occupied.....	19,340	60.4	Number reporting.....	30,864	100.0
Renter occupied.....	11,972	37.4	1.50 or less.....	30,162	97.7
Vacant nonseasonal not dilapidated, for rent or sale.....	275	0.9	1.51 or more.....	702	2.3
Other vacant and nonresident.....	409	1.3	Not reported.....	448	...
CONDITION AND PLUMBING FACILITIES			CONTRACT MONTHLY RENT		
All dwelling units.....	31,996	...	Renter-occupied, and vacant nonseasonal not dilapidated units, for rent—Number reporting.....	11,432	...
Number reporting.....	31,382	100.0	Total contract monthly rent..... dollars.....	396,490	...
With private bath, not dilapidated.....	24,478	78.0	Average monthly rent..... dollars.....	34.68	...
No private bath, with running water, not dilapidated.....	4,785	15.2	VALUE OF ONE-DWELLING-UNIT STRUCTURES		
No running water or dilapidated.....	2,119	6.8	Owner-occupied, ¹ and vacant nonseasonal not dilapidated units, for sale only—Number reporting.....	14,807	...
Condition or plumbing facilities not reported.....	624	...	Total value or sale price..... dollars.....	116,092,700	...
No private bath or dilapidated.....	6,904	22.0	Average value..... dollars.....	7,840	...
COLOR OF OCCUPANTS					
Occupied dwelling units.....	31,312	100.0			
White.....	31,177	99.6			
Nonwhite.....	135	0.4			

¹Restricted to 1-dwelling-unit properties.

Table 2.—CHARACTERISTICS OF HOUSING BY CENSUS TRACTS: 1950

Census tract	All dwelling units by occupancy and tenure					All dwelling units by condition and plumbing facilities			Occupied dwelling units			Contract monthly rent ¹		Value ² of one-dwelling-unit structures		
	Total	Owner occupied	Renter occupied	Vacant nonseasonal not dilap. for rent or sale	Other vacant and nonresident	Number reporting	No private bath or dilap.	No running water or dilap.	Total	Persons per room	Occupied by non-white	Number reporting	Average monthly rent (dollars)	Number reporting	Average value (dollars)	
TOTAL	31 996	19 340	11 972	275	409	31 382	6 904	2 119	31 312	30 864	702	135	11 432	3 468	14 807	7 840
1	789	715	49	5	20	780	113	90	764	759	14		31	41.16	683	7 219
2	1 202	987	166	5	43	1 195	147	80	1 153	1 144	22	6	138	46.13	890	9 403
3	949	798	100	15	36	928	189	236	898	881	44		71	32.70	684	5 652
4	371	313	43	4	11	364	173	99	356	353	16	1	36	28.55	286	5 360
5	898	799	81	4	14	883	34	28	880	865	2		72	58.90	723	11 603
6	1 234	1 088	134	6	6	1 209	63	22	1 222	1 202	13		120	50.35	998	9 576
7	556	509	42	3	22	541	5	1	551	540	1		23	89.26	457	17 211
8	488	465	19	2	22	487	6	6	484	483	1		16	60.68	452	11 595
9	1 435	1 136	288	2	7	1 402	120	43	1 424	1 406	10	20	272	31.23	974	6 762
10	708	554	137	8	9	701	25	13	691	683	6		125	55.72	472	11 944
11	543	359	170	1	13	528	38	17	529	515	12		146	65.23	245	13 604
12	908	472	418	8	3	889	97	43	897	890	10	9	412	37.48	304	6 466
13	893	429	456	9	6	884	123	5	878	866	13		450	45.77	286	7 274
14	1 217	366	824	22	6	1 200	195	8	1 190	1 177	12	1	822	49.57	196	8 554
15	217	152	57	2	6	212	52	25	209	204	1		52	30.44	124	5 823
16	1 515	424	1 056	18	17	1 490	530	211	1 480	1 453	34	16	1030	29.81	141	5 408
17	1 462	2 446	1 189	21	6	1 418	416	65	1 435	1 391	48		1170	45.35	61	7 926
18	1 136	2 389	825	9	13	1 115	496	127	1 114	1 105	68	6	807	29.10	112	5 535
19	1 300	95	1 185	13	2	1 214	990	161	1 280	1 223	117	14	1 126	25.15	7	3 957
20	322	215	105	7	2	321	99	83	320	320	5		100	31.18	161	5 792
21	624	188	417	13	6	599	294	51	605	582	24	21	412	23.37	87	4 063
22	524	334	153	10	27	517	70	52	487	481	12		148	40.16	294	5 590
23	627	588	26	4	9	612	144	72	614	609	16		17	33.76	555	7 189
24	633	487	142	2	4	630	43	5	629	621	6		136	32.66	394	6 922
25	1 103	378	694	13	18	1 090	379	70	1 072	1 063	24	12	675	27.61	185	4 029
26	1 060	735	311	4	10	1 044	135	22	1 046	1 039	12		287	31.85	527	6 736
27	825	405	410	3	7	817	134	26	815	808	12		394	32.08	222	7 080
28	957	448	487	8	14	935	244	42	935	919	16	3	477	27.19	246	4 972
29	290	265	18	1	6	289	78	37	283	282	7		17	32.59	252	5 595
30	553	434	112	7	7	547	51	14	546	540	4		100	35.00	349	6 993
31	1 367	1 156	194	9	8	1 346	70	20	1 350	1 327	11	1	183	38.28	987	7 863
32	470	321	144	5	5	450	88	42	465	462	16	2	138	28.18	236	5 250
33	1 251	852	376	8	15	1 233	245	32	1 228	1 217	15	2	351	29.17	623	5 851
34	750	452	284	9	5	738	196	47	736	729	11	4	261	26.76	316	4 621
35	584	290	289	2	3	566	171	83	576	576	14	3	283	24.10	175	4 964
36	612	478	121	2	6	602	68	39	599	593	6		115	36.74	424	6 021
37	618	469	143	2	4	617	30	13	612	610	8		136	36.65	158	7 417
38	1 003	649	307	16	31	995	353	89	956	946	42	6	283	28.04	521	6 054

¹For renter-occupied dwelling units and vacant nonseasonal not dilapidated units, for rent.
²For owner-occupied dwelling units and vacant nonseasonal not dilapidated units, for sale only.

HOUSING—BLOCK STATISTICS

Table 3.—CHARACTERISTICS OF HOUSING FOR CENSUS TRACTS, BY BLOCKS: 1950

[Detailed statistics not shown for blocks containing fewer than 3 dwelling units, nor for dwelling units not allocated by blocks (designated by NR)]

Census tract	Block	All dwelling units by occupancy and tenure					All dwelling units by condition and plumbing facilities			Occupied dwelling units			Contract monthly rent ¹		Value ² of one-dwelling-unit structures	
		Total	Owner occupied	Renter occupied	Vacant non-seasonal not dilap., for rent or sale	Other vacant and non-resident	Number reporting	No private bath or dilap.	No running water or dilap.	Total	Persons per room		Number reporting	Average monthly rent (dollars)	Number reporting	Average value (dollars)
											Number reporting	1.51 or more				
1	2	1														
	5	7				1	8	7	3	7	7				7	4,642
	6	10	7				10	2	2	10	10	1			8	5,612
	7	2														
	8	2														
	9	2	8	1			9	7	7	9	9		1		8	3,512
	10	2														
	11	1														
	12	2	24	1			24	17	12	25	25	1	1		24	3,770
	13	2														
	14	2														
	15	2														
	16	1														
	17	1														
	18	2														
	19	7	5			2	7	6	5	5	5			5	4,360	
	20	5	5				5	5	3	5	5			5	5,020	
	21	5	5				5	4	4	5	5	1		5	4,320	
	22	2	2	2		2	2	7	8	7	25	25	1	23	5,969	
	23	3	3				3	3	3	3	3			3	6,300	
	24	7	4	3			7	7	1	7	7			4	6,875	
	25	7	6		1		7		1	6	6			6	6,383	
	26	7	7				7			7	7			7	6,185	
	27	5	5				5			5	5			5	7,680	
	28	4	2	2			4	4	3	4	4	1	2	2		
	29	1														
	30	2														
	31	5	5				5	5	2	5	5	2		4	3,800	
	32	7	5	1		1	7	3	3	6	6			3	4,133	
	33	7	5													
	34	1														
	35	1	11	1			12	1	1	12	12			11	5,500	
	36	6	6				6			6	6			6	8,033	
	37															
	38															
	39	1														
	40	1	15	2			17	2	2	17	17		2	14	7,214	
	41	17	10	1			11			11	11			10	10,350	
	42	3	2			1	3			3	3			2		
	43	2	2				2			2	2			2		
	44	3	2	1			3			3	3		1	2		
	45	1														
	46	3	3				3			3	3			3	7,166	
	47	9	9				9			9	9			6	6,333	
	48	9	9	1		2	12	2	2	10	10		1	9	6,522	
	49	12	9				12			12	12	1		12	7,741	
	50	12	12													
	51	3	2	1			3			3	3		1	1		
	52	3	1		2		3			1	1			3	9,566	
	53	8	8				8			8	8			8	7,362	
	54	1														
	55	7	6	1			7			7	7		1	6	8,166	
	56	20	19	1			20	1	1	20	20		1	19	7,973	
	57	9	9				9			9	9			9	8,155	
	58	10	9			1	10			9	9			8	7,625	
	59	7	6	1		1	7			7	7			6	7,000	
	60	7	6	1			7			7	7		1	6	7,000	
	61	7	6				7			7	7			6	6,216	
	62	7	6				7			7	7			6		
	63	7	5		1	1	7	2	1	5	5			4	4,750	
	64	1														
	65	1														
	66	2														
	67	17	16	1			17			17	17		1	15	7,806	
	68	8	8				8			8	8			7	7,214	
	69	12	11		1		12	2	1	11	11	1		11	6,509	
	70	6	5		1		6			5	5			4	8,000	
	71	6	5			1	6	3	3	5	5			4	8,000	
	72	10	8	1		1	10	3	3	9	9		1	8	7,275	
	73	10	9	1			10	2	2	10	9			8	7,000	
	74	3	2	1			3	1	1	3	3		1	1	6,975	
	75															
	76	9	5	4			9			9	9		3	5	9,600	
	77	7	7				6			7	7			7	7,857	
	78	16	16				16	1	1	16	16			16	7,812	
	79	2														
	80	10	10				10	1	1	10	10			10	8,370	
	81	15	14	1			15	2	2	15	15			14	7,785	
	82	7	7				7			7	7			7	8,357	
	83	6	6				6			6	6			6	7,283	
	84	12	12				12			12	12			12	8,416	
	85	9	8			1	9			8	8			8	8,725	
	86	11	9	2			11	2	2	11	10			8	7,875	
	87	7	6			1	7	2	1	6	6			6	8,533	
	88	11	10	1			11			11	11			10	8,000	
	89	5	5				5	1	1	5	5			5	7,500	
	90	6	5	1			6			6	6			5	10,700	
	91	15	14		1		15			14	14		1	13	6,969	
	92	6	6				6	1		6	6	1		6	6,366	
	93	10	10				10	1	1	10	10			8	7,000	
	94	10	10				10			10	10			10	7,150	
	95	21	19	2			21	1	1	21	18		1	17	8,347	
	96	3	3				3			3	3			3	8,333	
	97	4	4				4	1	1	4	4			4	6,875	
	98	14	13	1			14			14	14		1	11	8,545	
	99	9	9				9			9	9			9	8,055	
	100	21	21				21			21	21			21	7,652	
	101	4	4				4			4	4			4	6,225	
	102	2														

¹For renter - occupied dwelling units and vacant nonseasonal not dilapidated units, for rent.²For owner - occupied dwelling units and vacant nonseasonal not dilapidated units, for sale only.

Table 3.—CHARACTERISTICS OF HOUSING FOR CENSUS TRACTS, BY BLOCKS: 1950—Con.

Census tract	Block	All dwelling units by occupancy and tenure					All dwelling units by condition and plumbing facilities			Occupied dwelling units			Contract monthly rent ¹		Value ² of one-dwelling-unit structures	
		Total	Owner occupied	Renter occupied	Vacant non-seasonal not dilap., for rent or sale	Other vacant and non-resident	Number reporting	No private bath or dilap.	No running water or dilap.	Total	Persons per room		Number reporting	Average monthly rent (dollars)	Number reporting	Average value (dollars)
											Number reporting	1.51 or more				
1	103	3	3						3	3					3	5,833
	104	8	8						8	8					8	6,375
	105	9	8	1					9	9			1		8	7,900
	106	7	7						7	7					7	8,757
	108	10	7	3					10	10			3	51.66	6	9,500
	109	24	23	1					24	24			1		23	7,034
	110	10	9						9	9					9	7,777
	111	4	4						4	4					4	7,750
	112	4	4						4	4					4	9,666
	113	23	22	1					23	23	1				22	8,045
	114	26	22	3					26	26			3	46.00	20	10,425
	115	4	4						4	4					4	8,000
2	1	6	2						6	6					2	
	2	11							11	11						
	3	4	2						4	3					2	
	4	11							11	11						
	8	1	2						1	2					2	
	10	3	2						3	2					2	
	12	1							1	2					2	
	15	2							2	2					2	
	17	1							1	2					2	
	18	5	3	1					4	4					3	8,166
	19	3	2	1					3	3			1		2	
	20	2	2						2	2			2		2	11,250
	21	1	1		1				1	1	2		3		3	5,412
	22	3	3						3	3					3	4,833
	23	3	3						3	3						
	27	1							1	1						
	28	1							1	1						
	29	6	2						6	2					5	5,860
	30	2							2	2					2	
	32	1							1	1						
	33	3	2	1					3	2					1	
	35	1	4	1					6	2					4	11,125
	36	9	9						9	4					8	3,962
	37	2	2						2	2					2	4,308
	38	1	2	1					1	5			1		3	4,500
	39	5	4						4	5					3	4,500
	45	1							1	2					2	
	46	3	1						3	2			1		1	
	48	3	4	1					3	8			1		4	4,375
	51	2							2	8			1		1	
	59	3	3						3	2					3	3,833
	64	1							1	1						
	67	2							2	1						
	72	1							1	1						
	74	3	3						3	1					3	4,400
	80	1							1	1						
	81	1							1	4						
	82	7							7	4			1		6	4,750
	84	1							1	1						
	85	2							2	7						
	97	4	4						4	4					4	7,625
	98	3	3						3	3					3	6,166
	99	1							1	1						
	100	1							1	1						
	102	1							1	1						
	103	3	3						3	3					3	6,166
	104	1							1	3						
	106	7	6						7	3			1	1	6	5,500
	107	5	5						5	5					5	8,300
	108	6	6						6	6					6	7,250
	109	6	6						6	6					6	10,083
	110	3	1	2					3	3					1	
	111	2							2	1						
	112	8	6						8	6					6	7,916
	113	2							2	2					2	
	115	8	7	1					8	8			1		6	6,533
	116	12	12						12	1					11	8,390
	117	9	7	1					9	1					6	7,583
	119	1							1	1						
	120	1							1	1						
	121	8	1						8	8			1		6	6,000
	122	5	5						5	5					5	6,100
	123	7	1						7	7					2	7,900
	124	3	1						3	3			1		1	
	125	4	3						4	4			1		3	8,333
	127	1							1	4						
	129	2							2	2						
	130	1							1	1						
	131	2							2	2						
	132	7	7						7	7					7	8,142
	133	7	1						7	7					6	8,633
	134	17	15	1					17	15					15	9,200

¹For renter - occupied dwelling units and vacant nonseasonal not dilapidated units, for rent.
²For owner - occupied dwelling units and vacant nonseasonal not dilapidated units, for sale only.

HOUSING—BLOCK STATISTICS

Table 3.—CHARACTERISTICS OF HOUSING FOR CENSUS TRACTS, BY BLOCKS: 1950—Con.

Census tract	Block	All dwelling units by occupancy and tenure					All dwelling units by condition and plumbing facilities			Occupied dwelling units			Contract monthly rent ¹		Value ² of one-dwelling-unit structures		
		Total	Owner occupied	Renter occupied	Vacant non-seasonal not dilap., for rent or sale	Other vacant and non-resident	Number reporting	No private bath or dilap.	No running water or dilap.	Total	Persons per room		Occupied by non-white	Number reporting	Average monthly rent (dollars)	Number reporting	Average value (dollars)
											Number reporting	1.51 or more					
2	135	7	7			7			7	7					7	11,214	
	136	7	7			7			7	7					7	9,357	
	137	1															
	138	11	10	1		11			11	11			1		9	9,944	
	139	4	3	1		4			4	4			1		3	10,666	
	140	15	15			15			15	15					15	9,966	
	141	10	10			10			10	10					10	9,769	
	142	10	9	1		10			10	10			1		9	10,533	
	143	10	9	1		10			10	10			1		8	7,962	
	144	11	6	4		11		1	10	10			4	34.25	5	9,140	
	145	2															
	146	2															
	147	10	8	1		10			9	9					8	10,437	
	148	11	11			11		1	11	11					11	10,863	
	149	8	8			8			8	8					8	6,875	
	150	15	14		1	15			14	14					14	11,785	
	151	12	12			12			12	12					12	10,075	
	152	9	8	1		9			9	9			1		7	8,357	
	155	5	3			5		1	4	4		1			1		
	156	6	4	2		6		4	4	6			1		3	12,333	
	165	13	9	3	1	13	3		12	12			3	55.33	5	8,700	
	167	3	2	1		3			3	3			1				
	168	17	11	4		17	6	2	15	15			4	36.75	10	7,670	
	169	15	12	3		15			15	15			3	48.33	11	10,000	
	170	13	12	1		13		2	13	13					11	10,272	
	171	19	14	5		19		1	19	18		1	4	41.00	11	10,045	
	172	3	3			3			3	3					3	7,500	
	173	16	15	1		16			16	16			1		15	10,966	
	174	15	15			15			15	15					15	10,166	
	175	10	7			10		1	9	9			2		6	7,416	
	176	10	9	1		10			10	10			1		9	7,911	
	177	6	6			6			6	6					6	6,416	
	178	5	5			5			5	5					5	8,040	
	179	8	6	1		8		1	7	7		1	1		4	8,700	
	180	10	9	1		10			10	10					4		
	181	14	14			14			14	14		1			13	11,777	
	182	15	11	3		15			14	14					9	11,346	
	183	12	10	2		12		2	12	12			1		9	19,888	
	184	2				2			2	2			2		9	11,633	
	185	17	16			17		1	16	16					16	8,875	
	186	14	14			14			14	14					13	9,407	
	187	15	15	4		15			15	15			3	75.66	9	9,111	
	188	4	3	1		4			4	4			2		2		
	189	20	17	3		20		4	20	20			2		14	10,464	
	190	17	15	2		17			17	17		1			13	9,115	
	191	17	13	2		17			17	17			3		10	7,300	
	192	16	15	1		16			16	16			1	55.66	15	11,633	
	193	11	11			11			11	11					11	8,890	
	194	12	12			12			12	12					12	8,400	
	195	14	7	7		14			14	14		1	7	37.00	6	7,450	
	196	9	9			9			9	9					9	7,611	
	197	10	8	2		10			10	10			2		7	8,142	
	198	7	7			7			7	7					6	7,966	
	199	5	5			5			5	5					5	7,600	
	200	14	4	9	1	14			13	13		4	9	35.00	4	9,000	
	201	13	12	1		13		1	13	13			1		11	7,863	
	202	12	10	2		12			12	12					6	9,050	
	203	13	8	5		13		2	13	12			5	31.40	5	7,200	
	204	1				1			1	1							
	205	7	5	2		7			7	7			2		5	8,280	
	206	7	5	2		7			7	7							
	207	9	4	5		9		1	9	9			2	37.50	2		
	208	4	2	2		4			4	4			2		2		
	209	3	2	1		3		3	3	3							
	211	8	5	3		8			8	8							
	212	18	12	6		18		1	18	18			3	53.33	5	10,500	
	213	10	8	2		10			10	10		1			8	8,312	
	214	8	6	2		8			8	8			1		8	8,687	
	215	15	12	3		15			15	15			2		5	9,000	
	216	10	10			10			10	10			3	62.33	9	7,944	
	217	6	4	2		6			6	6					10	9,800	
	218	7	6	1		7			7	7			2		3	7,333	
	219	7	7			7			7	7			1		3	7,833	
	220	13	13			13			13	13					13	8,000	
	221	7	7			7		1	7	7					7	9,307	
	222	8	8			8			8	8					7	8,100	
	223	15	13	2		15			15	15			2		7	8,142	
	224	20	14	6		20			20	20			2		13	10,884	
	225	3	3			3		1	3	3		1	6	45.16	10	7,850	
	226	7	7			7			7	7					3	8,333	
	227	18	16	2		18			18	18					7	14,857	
	228	11	10			11		1	10	10			2		15	12,966	
	229	6	2	4		6			6	6					10	13,750	
	231	3	1	2		3			3	3			4	50.00	2		
	232	2				2			2	2					1		
	233	18	13	5		18		2	18	18			4	66.25	10	23,350	
	234	11	10	1		11			11	11			1		9	17,222	

¹For renter - occupied dwelling units and vacant nonseasonal not dilapidated units, for rent.²For owner - occupied dwelling units and vacant nonseasonal not dilapidated units, for sale only.

Table 3.—CHARACTERISTICS OF HOUSING FOR CENSUS TRACTS, BY BLOCKS: 1950—Con.

Census tract	Block	All dwelling units by occupancy and tenure					All dwelling units by condition and plumbing facilities			Occupied dwelling units			Contract monthly rent ¹		Value ² of one-dwelling-unit structures				
		Total	Owner occupied	Renter occupied	Vacant non-seasonal not dilap., for rent or sale	Other vacant and non-resident	Number reporting	No private bath or dilap.	No running water or dilap.	Total	Persons per room		Occupied by non-white	Number reporting	Average monthly rent (dollars)	Number reporting	Average value (dollars)		
											Number reporting	1.51 or more							
2	235	26	22	3	1				26				25	25	1	2	21	15,452	
3	1	4	3	1					4	4			4	4		1	3	3,333	
	2	6	5	1					6	5			6	5		1	5	6,100	
	3	3	3						3	3			3	3			1		
	4	10	7	2	1				10	7			10	7		2	1	6,810	
	5	15	13	1		1			15	13			15	13			10	2,600	
	6	7	6			1			7	6			7	6			3	2,600	
	7	2	2						2	2			2	2			4	2,650	
	8	4	4						4	4		2		4	4		3	3,333	
	9	3	3						3	3				3	3			6	4,666
	19	6	6						6	6				6	6		2	2	
	20	4	2	2					4	4				4	4			6	
	21	2	2						2	2				2	2			2	
	22	15	12	2	1				15	13		1		15	13		11	5,345	
	23	1	1						1	1				1	1				
	24	2	2						2	2				2	2				
	29	1	1						1	1				1	1				
	30	2	2						2	2				2	2				
	31	3	3						3	3				3	3			3	5,166
	32	4	3	1					4	3				4	3	1		3	6,400
	33	4	4						4	4				4	4			4	3,300
	34	3	2	1					3	2				3	2			1	
	35	7	6	1					7	6				7	6				
	36	1	1						1	1				1	1				
	42	10	8	2					10	8				10	8		2	8	6,112
	43	1	1						1	1				1	1				
	44	15	15						15	15		1		15	15		15	5,406	
	45	2	2						2	2				2	2				
	46	1	1						1	1				1	1				
	47	5	5						5	5				5	5			5	5,500
	48	1	1						1	1				1	1				
	50	5	5						5	5				5	5			4	5,700
	51	11	10	1					11	10				11	10	1	10	5,180	
52	6	4	2					6	4				6	4		4	3,500		
53	10	10						10	10				10	10			9	5,422	
54	10	9			1			10	9				10	9			9	4,811	
57	2	2						2	2				2	2			5	7,600	
65	7	6			1			7	6			1	7	6					
66	2	2						2	2				2	2			3	8,300	
67	3	3						3	3				3	3					
68	2	2						2	2				2	2					
69	1	1						1	1				1	1					
71	2	2						2	2				2	2					
73	2	2						2	2				2	2					
74	5	4		1				5	4				5	4		4	3,700		
76	20	15	5					20	15				20	15	1	13	5,969		
77	14	12		2				14	12				14	12		12	6,533		
78	11	9	2					11	9				11	9		9	4,711		
80	1	1						1	1				1	1					
81	1	1						1	1				1	1					
84	3	3						3	3				3	3			3	3,766	
87	2	2						2	2				2	2					
88	3	3			1			3	3				3	3			2		
89	3	3						3	3				3	3					
90	3	3						3	3				3	3					
91	10	8	1		1			10	8			1	10	8		3	5,133		
92	3	3						3	3				3	3		2			
93	3	3						3	3				3	3		1			
94	1	1						1	1				1	1					
95	2	2						2	2				2	2					
99	3	2			1			3	2				3	2			2		
100	5	5						5	5			1	5	5		4	4,375		
101	8	8						8	8				8	8		8	6,250		
102	8	6	1		1			8	6			1	8	6		6	7,500		
103	5	5						5	5				5	5		5	5,740		
108	2	2						2	2				2	2					
109	16	13	2		1			16	14				16	14		2	12	5,583	
110	19	18	1					19	19			1	19	19		1	17	6,123	
111	1	1						1	1				1	1					
115	19	15	2		2			19	16				19	16		2	14	4,528	
116	37	22	11		4			37	33			4	37	33		10	38.60	21	5,504
117	3	3						3	3				3	3		2	1		
118	1	1						1	1				1	1					
119	2	2						2	2				2	2					
120	38	30	4		4			38	34				38	34		3	21.00	16	6,575
121	46	38	3	1	4			46	41				46	40		5	20	4,790	
123	2	2						2	2				2	2					
124	1	1						1	1				1	1					
125	1	1						1	1				1	1					
128	6	4	2					6	6				6	6		1	4	6,850	
129	18	18						18	18				18	18			18	6,388	
130	17	16	1					17	16				17	16		1	14	6,214	
131	1	1						1	1				1	1					

¹For renter - occupied dwelling units and vacant nonseasonal not dilapidated units, for rent.
²For owner - occupied dwelling units and vacant nonseasonal not dilapidated units, for sale only.

HOUSING—BLOCK STATISTICS

Table 3.—CHARACTERISTICS OF HOUSING FOR CENSUS TRACTS, BY BLOCKS: 1950—Con.

Census tract	Block	All dwelling units by occupancy and tenure					All dwelling units by condition and plumbing facilities			Occupied dwelling units			Contract monthly rent ¹		Value ² of one-dwelling-unit structures		
		Total	Owner occupied	Renter occupied	Vacant non-seasonal not dilap., for rent or sale	Other vacant and non-resident	Number reporting	No private bath or dilap.	No running water or dilap.	Total	Persons per room		Occupied by non-white	Number reporting	Average monthly rent (dollars)	Number reporting	Average value (dollars)
											Number reporting	1.51 or more					
3	138	1															
	139	3															
	141	10															
	142	3															
	143	21															
	144	19															
	145	5															
	146	2															
	147	4															
	148	1															
	149	2															
	150	1															
	151	49															
	152	4															
	153	9															
	154	1															
	155	5															
	156	3															
	157	5															
	158	4															
	159	9															
	160	6															
	161	2															
	162	11															
	163	7															
	164	10															
	165	12															
	166	1															
	167	3															
	168	8															
	169	4															
	170	4															
	171	8															
	172	1															
	173	7															
	174	9															
	175	4															
	176	4															
	177	9															
	178	4															
	179	3															
	180	4															
	181	6															
	182	2															
	183	1															
	184	2															
	185	1															
	187	6															
	189	4															
	191	7															
	193	3															
	194	2															
	196	2															
	198	4															
	199	2															
	200	2															
	201	2															
	202	2															
	203	10															
	208	51															
	217	1															
	218	2															
	219	1															
	220	3															
	223	3															
	232	1															
	235	1															
	236	3															
	237	2															
4	3	1															
	4	10															
	5	11															
	6	10															
	7	15															
	8	34															
	9	8															
	10	10															
	13	19															
	14	1															
	15	2															
	16	35															
	19	6															
	29	5															
	1	1															
	3	3															
	30	3															
	32	1															

¹For renter - occupied dwelling units and vacant nonseasonal not dilapidated units, for rent.
²For owner - occupied dwelling units and vacant nonseasonal not dilapidated units, for sale only.

Table 3.—CHARACTERISTICS OF HOUSING FOR CENSUS TRACTS, BY BLOCKS: 1950—Con.

Census tract	Block	All dwelling units by occupancy and tenure					All dwelling units by condition and plumbing facilities			Occupied dwelling units			Contract monthly rent ¹		Value of one-dwelling-unit structures		
		Total	Owner occupied	Renter occupied	Vacant non-seasonal not dilap., for rent or sale	Other vacant and non-resident	Number reporting	No private bath or dilap.	No running water or dilap.	Total	Persons per room		Number reporting	Average monthly rent (dollars)	Number reporting	Average value (dollars)	
											Number reporting	1.51 or more					Occupied by non-white
4	33	13	11	1		1	13	10	3	12	12			1	10	4,350	
	34	8	6	1	1		7	1		7	7			2	5	5,420	
	35	2															
	36	13	12	1			13			13	13	1		1	11	5,154	
	37	3	2	1			2			3	3				2		
	38	1															
	39	2															
	40	4	3	1			4	1		4	4			1	2		
	41	13	13				13			13	13				12	8,291	
	42	3	3				3	2	1	3	3				1		
	43	6	6				6	2	1	6	6				6	5,116	
	44	2															
	45	3	3				3			3	3				3	6,166	
	46	3	3				3	2		3	3				3	5,333	
	47	3	3				3	3		3	3				3	3,500	
	48	1															
	49	3		1	2		3	1	1	3	3			1	1		
	50	2															
	51	1															
	52	1															
	53	1															
	54	3	2	1			3	2	1	3	3			1	1		
	55	1															
	56	1															
	57	3	2				3	2	1	3	3			1	2		
	58	1				1	1	3	2	1	2	2			2		
	59	2															
	60	2															
	61	1															
	62	8	8	1			8	1		8	8			1	8	8,000	
	63	2	2				2			2	2				1		
	64	8	8				8	1	1	8	8				1	6,500	
	65	9	8			1	9	1		8	8				7		
	66	2															
	67	3	3				3			3	3				3	9,000	
	68	4	4				4			4	4				4	10,500	
	69	7	7				7	1		7	7				7	7,071	
	70	3	3				3	2	2	3	3				3	4,066	
	71	1															
	72	1															
	73	2															
	74	1															
	75	3	3				3			3	3						
	76	1															
	77	2															
	78	1															
	79	1															
	80	3	2	1			3	3	2	3	3			1	1		
	81	5	4				5	2	2	5	5			1	3	7,433	
	82	8	7				8	2	1	8	8			1	7	6,100	
83	5	5				5	2	2	5	5			2	1			
84	2																
85	2																
86	3	2				3	2	1	3	3							
87	6	4	1	1		6	4	1	5	5			1	2	4,125		
88	3	3				3	2		3	3				3	4,333		
89	8	8				8	8		8	8				8	8,812		
90	7	6	1			7	1	1	7	7			1	6	5,600		
91	3	3				3	3		3	3			1	1			
92	1																
93	1																
94	1																
95	4	2	2			4			4	4			2	1			
5	3	1															
	7	1															
	8	3	2			1	3	1	1	2	2				2		
	9	2															
	10	1															
	11	8	7	1			7			8	8			1	6	7,000	
	12	12	12				12			12	12				11	5,909	
	13	11	10	1			11	1	1	11	11			1	10	5,430	
	14	14	13	1			13	3	3	14	14				13	6,676	
	15	4	4				4			4	4				4	9,800	
	16	15	11	2	1	1	14			13	13			2	3	9,000	
	17	14	14				14			14	14				14	6,857	
	18	9	9				9			9	9				8	6,625	
	19	1															
	20	9	7	2			9			9	9				7	6,714	
	21	11	11				11			11	11				11	9,500	
	22	11	9	1		1	10			10	10			1	7	10,928	
	23	1															
	24	13	12	1			12			13	12			1	10	7,160	
	25	23	16	7			23	2	1	23	23	1		7	8	9,187	
	26	35,000															
	27	7	6	1			7			7	7			1	5	12,400	
	28	20	12				20			19	19			7	11	14,227	
	29	18	11	5		2	18			16	16			5	8	12,625	
	30	1															
	31	5	5				5	1	1	5	5				3	5,066	
	32	1															
	33	34	30	4			34	1	1	34	34			3	29	10,637	
	34	2															
	35	32	25	7			32	4	4	32	32			7	23	11,804	
	36	16	15	1			15			16	15	1		1	12	10,191	
	37	7	6	1			7			7	7				6	12,083	
38	11	11				11			11	11				11	11,536		
39	3	3				3			3	3				3	16,666		
40	13	13				13			13	13				12	11,583		
41	27	27				27			27	27				27	13,614		

¹For renter-occupied dwelling units and vacant nonseasonal not dilapidated units, for rent.
²For owner-occupied dwelling units and vacant nonseasonal not dilapidated units, for sale only.

HOUSING—BLOCK STATISTICS

Table 3.—CHARACTERISTICS OF HOUSING FOR CENSUS TRACTS, BY BLOCKS: 1950—Con.

Census tract	Block	All dwelling units by occupancy and tenure					All dwelling units by condition and plumbing facilities			Occupied dwelling units			Contract monthly rent ¹		Value ² of one-dwelling-unit structures			
		Total	Owner occupied	Renter occupied	Vacant non-seasonal not dilap., for rent or sale	Other vacant and non-resident	Number reporting	No private bath or dilap.	No running water or dilap.	Total	Persons per room		Occupied by non-white	Number reporting	Average monthly rent (dollars)	Number reporting	Average value (dollars)	
											Number reporting	1.51 or more						
5	53	9	9			9			9	9						9	11,888	
	54	15	13	2		15			15	15			2	74.00	13	14,000		
	55	18	11	7		18			18	18			7		9	14,166		
	56	19	19			19			19	19					19	14,473		
	58	24	23		1	23			23	23					23	14,173		
	59	17	16	1		17			17	17				1	15	14,633		
	60	9	6	3		9	1	1	9	9				3	2			
	61	9	7	2		9			9	9				1	6		11,666	
	62	17	14	1		17	1	1	15	15				1	11		12,836	
	63	10	9	1		10	1	1	10	10				1	9		13,677	
	64	9	9			9			9	9					9		10,600	
	65	11	10	1		11	1		11	11				1	9		13,333	
	68	2																
	71	3	3			3			3	3					3			14,166
	72	17	14	3		17			17	17				3	60.33	10	12,450	
	73	10	9	1		10	1	1	10	10				1	7		12,785	
	74	7	7			7			7	7					7		17,214	
	75	10	8	2		10			10	10				2	6		20,000	
	76	16	16			16	1	1	16	16					15		11,933	
	77	22	22			21			22	20					20		12,635	
	78	22	19	1		21		2	20	19					19		16,368	
	79	37	36		1	37			36	36					37		14,486	
	80	27	25	2		26			27	26					23		10,621	
	81	19	17	2		19			19	18				2	14		13,678	
	82	5	4	1		5		1	4	4					4		13,375	
	83	12	12			12			12	12					12		12,500	
	84	25	23	2		23			25	24					22		10,500	
	85	14	14			14			14	14					14		11,100	
	86	4	3	1		4			4	4				1	2			
	87	3	3			3			3	3					3		7,833	
	91	6	6			6	1		6	6					6		11,683	
	93	2																
	94	6	5	1		6	1	1	5	5					4		9,125	
	95	6	6			6			6	6					5		9,080	
	96	1																
	97	1																
	98	3	3			3			3	3					3		7,333	
	99	2																
	100	3	3			3			3	3					3		6,666	
	101	4	4			4	2	2	4	4					4		5,700	
	102	4	4			4	1		4	4					4		4,625	
	103	3	2	1	1	3			2	2					2		8,733	
	105	5	4	1		5			5	3					15		10,546	
	106	17	16	1		17			17	17				1	20		11,730	
	107	23	21	2		23			23	23				2	14		11,142	
	108	16	16			16			16	16					9		17,888	
	109	9	9			9			9	9					9			
	110	1	1			1			1	1					3		4,666	
	112	3	3			3	2	1	3	3					3			
	6	2	6	6			6	4	3	6	6					5		5,000
		7	6				6	4	3	6	6					6		5,333
		8	4	3	1	1	4	1	1	4	4			1	3		7,833	
		9	4	3	1	1	4	1	1	4	4				5		4,200	
10		5	5			5	2	1	5	5								
11		1																
12		1																
13		1																
14		1																
15		2	7	1		8	4	1	8	8					6		7,550	
17		6	6			6			6	6					6		6,083	
18		4	4			4			4	4					4		6,625	
25		4	4			4		2	4	4					4		6,125	
26		6	6		1	6		1	6	6				1	6		6,866	
27		8	8			8	1	1	8	8					8		7,287	
28		4	4			4			4	4					4		7,375	
29		4	4			4			4	4					4		8,375	
30		4	4			4			4	4					4		10,300	
31		2																
32		1																
34		5	4	1		3	2		5	4			1	1	1			
36		1																
38		5	5			5			5	5					5		7,200	
39		5	5			5			5	5					5		6,800	
40		7	7			7			7	7					7		7,771	
41	9	9			9			9	9					9		9,111		
43	2																	
44	2																	
45	7	7			7	2	1	7	7					7		5,757		
46	5	4	1		5	2	2	5	5				1	4		5,325		
47	5	3	1		5		1	4	4				1	3		10,500		
48	5	4	1		5			5	5					3		6,833		
49	8	8			8			8	8					8		10,812		
50	6	5	1		6			6	6				1	5		9,700		
51	3	3			3			3	3					3		5,933		
52	7	7			7			7	7					7		10,714		

¹For renter - occupied dwelling units and vacant nonseasonal not dilapidated units, for rent.
²For owner - occupied dwelling units and vacant nonseasonal not dilapidated units, for sale only.

Table 3.—CHARACTERISTICS OF HOUSING FOR CENSUS TRACTS, BY BLOCKS: 1950—Con.

Census tract	Block	All dwelling units by occupancy and tenure					All dwelling units by condition and plumbing facilities			Occupied dwelling units			Contract monthly rent ¹		Value ² of one-dwelling-unit structures		
		Total	Owner occupied	Renter occupied	Vacant non-seasonal not dilap., for rent or sale	Other vacant and non-resident	Number reporting	No private bath or dilap.	No running water or dilap.	Total	Persons per room		Occupied by non-white	Number reporting	Average monthly rent (dollars)	Number reporting	Average value (dollars)
											Number reporting	1.51 or more					
6	53	6	6			6			6	6					6	7.583	
	55	1															
	58	5	4	1		5			5	5			1		4	6.350	
	59	3	3			2	1	1	3	3	1				3	4.133	
	63	5	3	2		5			5	5					2	8.916	
	64	8	8			8			8	8			1		8	9.000	
	65	7	6	1		7			7	7					6	8.916	
	66	8	8			8			8	8			1		8	10.500	
	67	4	4			3			4	4					3	8.333	
	68	8	8			8			8	8					8	9.062	
	69	8	8			8		1	8	8					6	7.916	
	70	12	12			11		1	12	11					11	8.736	
	71	13	11	2		13			13	13					11	8.090	
	72	17	14	3		17			17	17			1	2	13	8.192	
	73	20	19		1	19			19	19			2		19	5.500	
	74	14	14			14			14	14					14	9.814	
	75	6	6			6			6	6					6	11.083	
	76	4	4			4			4	4					4	7.000	
	79	1															
	80	1															
	81	10		10		10			10	10	4		10	35.00	7	7.542	
	82	7	7			7			7	7					15	8.513	
	83	15	15			15			15	15					13	9.769	
	84	15	13	2		15			15	15			1		12	7.441	
	85	14	14			14			14	14					11	8.500	
	86	13	12	1		13			13	12	1		1		10	11.300	
	87	12	11	1		12			12	12			1		11	9.636	
	88	13	12	1		13			13	13					11	9.909	
	89	13	12	1		13			13	13					11	8.000	
	90	8	6	2		8		2	8	8			2		4	9.033	
	91	15	15			15			15	15					12	9.250	
	92	12	12			12			12	12					11	9.500	
	93	12	11	1		12	3	2	12	11			1		6	8.083	
	94	6	6			6			6	6					5	9.500	
	95	5	5			5			5	4					6	9.750	
	96	6	6			6			6	6					12	8.083	
	97	12	12			12	1	1	12	12			2		13	7.923	
	98	15	13	2		15			15	15			2		11	8.000	
	99	15	13	2		15	2		15	15			2		9	9.722	
	100	12	10	2		12	2		12	12			2		7	8.357	
	101	11	9	2		10	2		11	11			2		15	8.600	
	102	22	17	5		20	4		22	20			4	33.75	9	10.111	
	103	15	12	3		15	2		15	15			3	60.66	14	9.214	
	104	17	15	2		17			17	17			2		4	9.500	
	105	9	7	2		9			9	9			1				
	106	3															
	107	1															
	108	11	8	2	1	11			10	10			3	43.33	13	7.500	
	110	13	13			13			13	13					9	9.700	
	111	9	9			9			9	9					9	12.944	
	112	12	10	2		12			12	12			2		10	9.750	
	113	14	14			14			14	14					14	10.514	
	114	12	11	1		12	1	1	12	12			1		11	8.090	
	115	13	12	1		13			13	13			1		11	8.727	
	116	11	11			11	1		11	11					11	9.500	
	117	13	12		1	13			12	12					12	9.750	
	118	12	12			12			12	11					12	10.916	
	119	12	12			12			12	12					12	10.666	
	120	11	7	4		11	1		11	11			3	51.66	7	11.214	
	121	15	13	2		15			15	14			2		12	10.325	
	122	4	4			4			4	4					4	10.500	
	123	6	1	4	1	6			5	5			5	62.00			
	124	17	13	4		15			17	16	1		3	66.66	12	9.916	
	125	4	1	3		4			4	4			3	69.00			
	126	9	5	4		9			9	9	1		3	55.66	4	9.625	
	127	6	5	1		6			6	6			1		4	8.750	
	129	7	6	1		7		1	7	7			1		6	11.166	
	130	15	14	1		15			15	14			1		13	9.376	
	131	16	15	1		15			16	15			1		10	9.500	
	132	14	12	2		14			14	12			1		12	10.500	
	133	15	15			15			15	15					15	9.433	
	134	13	13			13			13	12					13	10.423	
	135	19	15	4		18			19	16			3	60.00	14	8.821	
	136	13	11	2		13			13	13			2		11	10.954	
	138	19	17	2		19			19	19			2		14	8.785	
	139	9	6	3		9			9	9			3		3	8.000	
	140	3	3			3			3	3					3	61.66	
	141	10	8	1	1	10	1	1	9	9			1		7	10.071	
	142	11	8	3		11	2		11	11			3	39.00	7	7.928	
	143	8	8			8			8	8					7	20.500	
	144	13	13			13	1	1	13	13					13	9.115	
	145	4	4			4			4	4					2		
	146	5	4	1		5			5	5			1		3	11.000	
	147	8	7	1		8			8	8			1		7	9.000	
	148	16	15	1		16			16	16			1		13	10.576	
	149	16	16			16			16	16					16	11.093	
	150	17	15	2		17	3		17	17			2		11	10.045	

¹For renter - occupied dwelling units and vacant nonseasonal not dilapidated units, for rent.
²For owner - occupied dwelling units and vacant nonseasonal not dilapidated units, for sale only.

HOUSING—BLOCK STATISTICS

Table 3.—CHARACTERISTICS OF HOUSING FOR CENSUS TRACTS, BY BLOCKS: 1950—Con.

Census tract	Block	All dwelling units by occupancy and tenure					All dwelling units by condition and plumbing facilities			Occupied dwelling units			Contract monthly rent ¹		Value ² of one-dwelling-unit structures		
		Total	Owner occupied	Renter occupied	Vacant non-seasonal not dilap., for rent or sale	Other vacant and non-resident	Number reporting	No private bath or dilap.	No running water or dilap.	Total	Persons per room		Occupied by non-white	Number reporting	Average monthly rent (dollars)	Number reporting	Average value (dollars)
											Number reporting	1.51 or more					
6	151	8	8						8	8					8	9,812	
	152	2															
	153	6	6						6	6					4	10,000	
	154	15	10	5			3	1	15	15			5	62.40	8	9,562	
	155	12	12						12	12					12	9,916	
	156	15	11						14	14			3	60.00	9	24,544	
	157	9	8			1			9	8			3		6	25,750	
	158	7	7						7	7					6	29,583	
	159																
	160	13	11	2					13	13			2		8	10,500	
	161	5	4	1					5	5			1		4	14,625	
	162	14	10	4				1	1	14	14		4	47.25	8	7,562	
	164	5	4	1					5	5			1		4	9,000	
	165	9	9						9	9					7	13,375	
	166	11	9	1		1			11	10			1		7	13,785	
	167	14	11	3					14	13			3	66.00	10	11,150	
	168	3	2						3	3					1		
	170	6	6						6	6			1		6	14,083	
7	1	1							1	1					1		
	6	8							8	8					8	12,762	
	15	6							6	6					6	12,583	
	18	3							3	3					3	11,966	
	19	6							6	6					6	13,333	
	20																
	24		5						5	5					5	15,600	
	25	13	13						13	13					11	17,954	
	26	11	11						11	11					11	19,863	
	27	4	4						4	4					4	23,000	
	28	2							2	2					2		
	29	4	5	1	1				7	6					3	19,333	
	30	1	6						6	6					6	19,500	
	31	2	2						2	2					2		
	33	4	3		1				3	3					4	12,750	
	36	5	5		1				5	5					5	31,000	
	37	5	5						5	5					4	30,125	
	38	2	4						2	5					4		
	39	3	3						3	3					3	21,333	
	40	9	9						9	9					8	15,125	
	42	11	9	2					11	11			1		8	23,625	
	43	2							2	2							
	44	11	10	1					11	11					7	20,714	
	45	13	13						12	12					12	17,166	
	46	13	13						13	13					13	13,315	
	48	7	5	1		1			6	6					5	16,500	
	49	7	7						6	7					6	14,750	
	50	12	11	1					10	12					11	11,954	
	51	3	2	1					3	3				1	2		
	52	20	18	2					20	19					17	20,176	
	53	6	6						6	6					5	17,100	
	54	14	14						14	14					14	19,250	
	55	14	14						14	13					14	14,857	
	56	13	13						13	13					13	14,269	
	57	10	10						10	9					10	12,400	
	58	3	3						2	3					3	24,666	
	59	7	6	1					3	5					6	17,500	
	60	14	13	1					14	14			1		12	12,166	
	61	14	12	2					14	14					11	15,136	
	62	14	14						14	13					14	16,392	
	63	25	19	6					25	24					16	18,062	
	64	18	16	2					18	18					14	18,928	
65	4	4						4	4					3	21,000		
66																	
67	3	1	2					3	3								
68	10	10						9	10					9	20,500		
69	2							2	2								
70	11	11						11	11		1			11	16,727		
71	9	9						9	9					7	19,571		
72	10	10						10	10					10	19,700		
73	11	10	1					11	11				1	8	18,000		
74	17	16	1					17	17					13	14,769		
75	14	14						13	13					10	17,600		
76	5	4	1					5	5					3	30,000		
77	9	7	2					9	9				1	2	17,142		
78	11	11						11	10					11	18,909		
79	5	5						5	5					4	22,500		
80	2							2	2								
81	6	5	1					6	6				1	3	9,000		
82	12	12						12	12					10	13,550		
83	11	11						11	11					11	16,227		
86	4	3	1					4	4					1			
87	1							1	1								
88	1							1	1								
89	1							1	1								

¹For renter-occupied dwelling units and vacant nonseasonal not dilapidated units, for rent.

²For owner-occupied dwelling units and vacant nonseasonal not dilapidated units, for sale only.

Table 3.—CHARACTERISTICS OF HOUSING FOR CENSUS TRACTS, BY BLOCKS: 1950—Con.

Census tract	Block	All dwelling units by occupancy and tenure					All dwelling units by condition and plumbing facilities			Occupied dwelling units			Contract monthly rent ¹		Value ² of one-dwelling-unit structures		
		Total	Owner occupied	Renter occupied	Vacant non-seasonal not dilap., for rent or sale	Other vacant and non-resident	Number reporting	No private bath or dilap.	No running water or dilap.	Total	Persons per room		Number reporting	Average monthly rent (dollars)	Number reporting	Average value (dollars)	
											Number reporting	1.51 or more					Occupied by non-white
7	91	2															
	93	1															
	95	7	7						7	7				7	9,642		
	97	7	7		1				7	7				7	9,285		
	98	7	7						7	7				5	10,700		
	101	4	2						3	3				1			
	103	10	5	5		1			10	10				1			
8	1	1															
	2	7	5						7	7				1	5	8,300	
	3	11	10		1				11	10				10	9,300		
	4	8	8						8	8				8	9,250		
	10	2															
	13	3							3	3				1	2		
	14	14	14						14	14				1	14	10,028	
	16	8	7						8	8				1	6	10,750	
	17	1															
	18	1															
	20	1															
	21	5	5						5	5					5	11,600	
	23	1															
	29	4	4						4	4					4	12,250	
	32	6	6						6	6					5	10,300	
	33	8	8						8	8					8	14,625	
	34	4	4						4	4					4	10,375	
	38	1															
	40	1															
	41	8	7						8	8					1	7	7,142
	42	2															
	46	1															
	53	5	4						5	5					1	4	7,950
	55	22	21						22	22					1	21	12,047
	56	4	4						4	4					1	4	13,250
	57	39	38						39	39					1	38	10,881
	58	17	16						17	17					1	14	13,142
	59	10	10						10	10					10	17,600	
	60	7	6						7	7					1	6	16,000
	61	15	15						15	15					1	15	14,766
	62	20	19						20	20					1	19	13,036
	63	22	22						22	22					1	21	11,239
64	15	14						15	14					1	14	11,325	
65	23	26						27	27					1	25	11,280	
66	21	20						21	21					1	20	12,365	
67	18	18						18	18					1	14	9,821	
68	14	13						14	14					1	13	9,538	
69	11	10						11	11					1	19	10,247	
70	23	23						23	23					1	23	10,695	
71	3	3						3	3					1	32	13,106	
72	15	13						15	15					2	12	12,208	
73	22	21						22	22					1	21	10,714	
74	2	2						2	2						2		
75	17	17						17	17					1	17	12,264	
9	3	17	17					17	17						17	11,000	
	4	1															
	5	1															
	6	1															
	7	5	4					5	5					1	4	7,250	
	10	1															
	12	6	5					6	6					1	5	9,800	
	13	4	4					4	4						4	5,050	
	14	8	8					8	8						8	8,737	
	15	50	45					44	50	44				2	39	8,397	
	16	22	21					22	22	22				1	19	8,052	
	17	32	29					32	32	32				3	28	7,196	
	19	11	10					11	11	11				1	9	6,888	
	20	16	15					16	16	16				1	12	7,666	
	22	9	9					9	9	9					9	6,944	
	23	28	28					28	28	28					28	6,857	
	24	20	19					20	20	20					18	6,483	
	25	11	11					11	11	11					11	7,227	
	28	1															
	29	13	12					13	13	13					1	12	6,958
	30	17	17					17	17	17					1	17	7,070
	31	23	22					23	23	23					1	19	6,668
	32	8	8					8	8	8					8	6,775	
33	1																
35	23	21					23	23	23					2	19	7,394	
36	30	24					30	30	30					6	24	7,104	
37	31	28					31	30	30					1	25	8,000	
38	23	21					23	23	23					2	19	6,921	
39	16	16					16	16	16					1	16	7,687	
40	29	28					29	29	29					1	27	7,148	
41	29	21					29	28	28					8	17	6,717	

¹For renter-occupied dwelling units and vacant nonseasonal not dilapidated units, for rent.
²For owner-occupied dwelling units and vacant nonseasonal not dilapidated units, for sale only.

HOUSING—BLOCK STATISTICS

Table 3.—CHARACTERISTICS OF HOUSING FOR CENSUS TRACTS, BY BLOCKS: 1950—Con.

Census tract	Block	All dwelling units by occupancy and tenure					All dwelling units by condition and plumbing facilities			Occupied dwelling units			Contract monthly rent ¹		Value ² of one-dwelling-unit structures			
		Total	Owner occupied	Renter occupied	Vacant non-seasonal not dilap., for rent or sale	Other vacant and non-resident	Number reporting	No private bath or dilap.	No running water or dilap.	Total	Persons per room		Number reporting	Average monthly rent (dollars)	Number reporting	Average value (dollars)		
											Number reporting	1.51 or more					Occupied by non-white	
9	42	30	24	6					30	30								
	43	29	23	6					29	29								
	44	25	22	3	1				24	23								
	45	19	18	1					19	19								
	46	1																
	47	5	5	1					5	5								
	48	15	13	2					15	15								
	49	12	12						12	12								
	50	3	2	1					3	3								
	51	20	18	2					20	20								
	52	29	26	3					29	29								
	53	19	16	3					19	19								
	54	14	9	5					14	14								
	55	20	18	2					20	20								
	56	16	14	2					16	16								
	57	24	22	2					24	24								
	58	10	10						10	10								
	59	37	37						37	37								
	60	15	14	1					15	15		1						
	61	2																
	62	7	6	1					7	7								
	63	4	4						4	4								
	64	24	23	1					24	24								
	65	29	25	4					27	29								
	66	31	18	10		3			31	28								
	67	29	21	8					29	29								
	68	34	22	12					34	34								
	69	36	22	12		2			36	34								
	70	32	18	14					32	32								
	71	29	17	12					28	29								
	73	2																
	74	24	16	8					24	24								
	75	6	4	2					6	6								
	76	1																
	77	1																
	78	5	5						5	5								
	84	13	13						12	13								
	85	29	21	7					29	28								
	86	27	11	15		1			27	26								
	87	25	13	12					25	25								
	88	38	17	21					30	38								
	89	33	14	19					33	33								
	90	4	4						4	4								
	91	1																
	94	11	9	2					10	11								
	95	15	13	2					15	15								
	96	34	16	16		1			33	32								
	97	25	16	9		1			24	25								
	98	30	17	13					29	30								
	99	17	11	6					17	17								
	100	6	2	4					6	6								
	10	2	3	3					3	3								
		3	4	1					4	3								
		4	2															
		6	16	13	2				16	15								
		7	14	12	2				14	12								
		8	36	31	4				35	34								
		9	9	9					9	9								
		10	13	11	2				13	13								
		12	19	13	5				18	18								
		13	29	23	6				28	29								
14		23	22	1				23	23									
15		22	22					22	22									
16		9	9					9	9									
17		11	6	5				11	11									
18		23	19	4				23	23									
19		22	20	2				22	22									
20		26	24	2				26	26									
21		17	14	3				17	17									
22		8	5	3				8	8									
23		2																
24		5	3	2				5	3									
25		8	8			1		8	7									
26		10	8	2				10	9									
27		10	10					10	10									
28		10	10			1		10	10									
29		17	10	7				17	10									
30		8	7	1				8	7									
31		4	4					4	4									
32		12	11	1				12	12									
33		24	17	7				24	23									
34		24	14	10				24	24									
35		30	25	5				30	30									
36		31	23	8				30	31									

¹For renter - occupied dwelling units and vacant nonseasonal not dilapidated units, for rent.
²For owner - occupied dwelling units and vacant nonseasonal not dilapidated units, for sale only.

Table 3.—CHARACTERISTICS OF HOUSING FOR CENSUS TRACTS, BY BLOCKS: 1950—Con.

Census tract	Block	All dwelling units by occupancy and tenure					All dwelling units by condition and plumbing facilities			Occupied dwelling units			Contract monthly rent ¹		Value ² of one-dwelling-unit structures			
		Total	Owner occupied	Renter occupied	Vacant non-seasonal not dilap., for rent or sale	Other vacant and non-resident	Number reporting	No private bath or dilap.	No running water or dilap.	Total	Persons per room		Number reporting	Average monthly rent (dollars)	Number reporting	Average value (dollars)		
											Number reporting	1.51 or more					Occupied by non-white	
10	37	21	15	6					21	20								
	38	29	17	11					28	28			5	5420	11	7,954		
	39	28	18	9	1				27	27			10	4540	8	8,250		
	40	21	14	7	1				21	21	1		9	5188	12	10,375		
	41	20	12	8					20	19			8	5071	10	10,800		
	42	16	10	6					16	16			6	6437	8	10,987		
	44	22	17	5					22	22	1		5	5633	9	16,277		
	45	15	12	2		1			14	14			1	4600	14	11,285		
	46	6	5	1					6	6			1		12	12,500		
	47	11	10			1			11	10			1		5	13,000		
	48	12	11	1					12	12			1		10	17,800		
	49	5	5						5	5					4	14,300		
	50	6	5			1			5	5					4	15,000		
	51	4	3	1					4	4					5	17,600		
															3	17,600		
																	19,666	
	11	1	9	6	3					9	9							
2		12	7	5					12	10	1							
3		6	5	1					6	6								
4		7	7						7	7								
5		16	16			1			19	18								
6		17	8	3					17	17				87.33	13	16,166		
7		20	10	10					19	20				59.33	4	13,807		
8		21	16	5					19	21	1			66.50	2	9,675		
9		12	10	2					6	6				69.00	9	13,611		
10		12	10	2					12	12					4	17,625		
11		15	10	4					14	14					9	13,222		
12		9	6	3		1			9	9				101.66	7	20,000		
13		11	11						11	11					4	22,500		
14		11	11						11	11					3	41,166		
15		6	4	2					5	5					6	16,666		
16		14	10	4					14	13					1	22,500		
17		26	17	9					14	13				58.25	7	12,071		
18		26	17	9					25	25				65.37	4	12,125		
19		18	10	8		1			18	18				68.85	5	16,000		
20		18	5	13					17	18				58.45	1			
21		13	7	5					12	12	1				11			
22		5	2	3		1			5	5				85.00	4	18,000		
23		4	3	1					4	4					3			
24		6	4	2					6	6					3	17,666		
25		11	9	2					11	11					7	14,600		
26		18	8	9					17	17				74.00	6	16,833		
27		7	3	4					7	6				77.50	1			
28		4	3	1					4	4					1			
29		12	5	7					11	10				61.66	2			
30		7	6	1		1			7	7					1	9,400		
31		10	4	6					10	10				86.66	3	11,000		
33		14	11	3					14	14				56.00	6	13,000		
34		9	9						9	9					9	12,000		
36	11	9	2					11	11					8	11,437			
37	24	15	9					24	21				63.66	13	12,423			
38	14	13	1		3			14	14	5				1	12,090			
39	13	13						13	13					13	13,192			
40	4	4						4	4					4	13,000			
41	9	6	3					9	9				59.66	4	11,000			
42	18	12	6					18	18				52.83	7	9,571			
43	10	7	2					10	9					1	5,050			
44	17	10	7		1			17	17				30.28	6	7,750			
45	11	6	5					11	11	1			18.20	3	7,000			
47	1																	
48	2																	
51	2																	
52	5	3	2					5	5					2				
53	5	2	2					4	4					1				
55	3	3			1			3	3					3	3,666			
56	10	6	4					10	10					5	3,300			
57																		
58	5	3	2					5	4					1	5,000			
59	5	2	2		1			4	4					3				
														1				
12	1	27	19	8					27	27				7	541.4	14	7,464	
	2	36	32	4					36	35	1			4	287.5	4	7,034	
	3	31	24	7					34	34				4	442.5	29	7,214	
	4	21	16	5					20	20				4	350.0	28	4,425	
	5	41	20	21					31	29				4	350.0	15	6,500	
	6	33	24	9					31	31				1	350.0	16	6,218	
	7	24	20	4					41	41				1	368.0	19	6,405	
	8	33	26	7					33	33				15	378.0	12	6,805	
	9	39	22	17					24	24				7	410.0	12	6,731	
	10	38	21	16					38	38				17	450.0	14	6,828	
									36	35				16	424.3	17	6,217	
																	6,175	
	11	35	29	6					35	35	1				6	281.6	27	6,118
	12	30	20	10					30	30					9	322.2	12	7,100
	13	35	18	17					35	35					16	311.8	11	6,000
	14	46	22	22					46	44					21	300.0	11	5,750
15	58	23	34		1			58	57					35	385.4	6	7,166	
16	53	31	22					52	53					22	341.3	6	5,987	

¹For renter - occupied dwelling units and vacant nonseasonal not dilapidated units, for rent.
²For owner - occupied dwelling units and vacant nonseasonal not dilapidated units, for sale only.

HOUSING—BLOCK STATISTICS

Table 3.—CHARACTERISTICS OF HOUSING FOR CENSUS TRACTS, BY BLOCKS: 1950—Con.

Census tract	Block	All dwelling units by occupancy and tenure					All dwelling units by condition and plumbing facilities			Occupied dwelling units			Contract monthly rent ¹		Value ² of one-dwelling-unit structures	
		Total	Owner occupied	Renter occupied	Vacant non-seasonal not dilap., for rent or sale	Other vacant and non-resident	Number reporting	No private bath or dilap.	No running water or dilap.	Total	Persons per room		Number reporting	Average monthly rent (dollars)	Number reporting	Average value (dollars)
											Number reporting	1.51 or more				
1-2	18	36	11	23	2	33	1		34	34		24	43.33	2		
	19	44	10	34		44	14	13	44	44		34	39.76	6	7,916	
	20	62	21	40		62	25	21	61	61	4	39	31.05	7	5,800	
	21	56	15	41		50	8	2	56	56	2	40	37.92	4	4,625	
	22	36	14	22		36	3		36	36		22	34.50	6	4,050	
	23	38	12	24	1	38	10	3	36	36		24	39.58	3	4,500	
	24	54	24	30		54	14		54	54	1	30	37.00	12	4,725	
	1-3	1	4	2	2		4			4	4		2		1	
		2	1													
		3	1													
4		20	17	3		20			20	20		3	43.33	15	8,753	
5		21	19	2		20			20	19		5	52.00	18	8,550	
6		26	21	5		26			26	26		1		19	7,421	
7		12	10	2		12	1		12	12		1		10	7,150	
8		14	15	1		14			16	15		5		15	7,833	
9		15	10	5	2	15			13	15		5	43.40	8	7,500	
10		16	14	2		16			16	16		2		13	7,046	
1-4	1	19	16	3		19			19	19		3	45.00	14	6,250	
	2	25	19	6		24			25	24		6	34.50	14	6,592	
	3	40	30	10		40	5	1	40	40		8	42.75	24	5,179	
	4	37	27	10		37	1	1	37	37	1	10	50.40	23	6,326	
	5	11	9	2		11			10	10		1		9	8,000	
	6	23	13	10		23			23	23	1	10	55.20	10	7,550	
	7	5	5			5			5	5		5		5	7,480	
	8	37	19	18		36	3		37	36		16	45.31	14	7,285	
	9	45	26	19		44	3		45	44	1	11	46.15	14	6,335	
	10	32	22	10		32	11		33	31	1	22	46.54	3	6,000	
1-5	1	43	21	22	1	43	10	1	42	42	2	22	37.68	10	6,920	
	2	35	12	23		35	11		35	35	1	23	38.47	4	9,750	
	3	50	21	29	1	50	9	1	49	48	1	29	47.03	4	8,125	
	4	64	10	52	2	63	7		62	60		49	41.89	5	6,260	
	5	41	7	34		41	14		41	41		34	43.52	2		
	6	46	17	29	1	46	17		44	44	1	28	40.03	9	7,866	
	7	51	25	24		51	2	2	49	45		24	53.00	15	6,966	
	8	26	12	14		25	4		26	25	2	14	42.35	2		
	9	92	7	84	1	90	17		91	91	2	83	56.09	1		
	10	38	8	29		37	7	1	37	37		29	41.75	4	7,375	
1-4	1	48	10	38		48	5		48	48		38	56.63	6	12,000	
	2	30	9	21		30	4		30	30		21	57.47	5	12,400	
	3	100		100		100			100	100		100	53.15			
	4	19	8	11		19	2		19	19	1	11	47.63	5	11,000	
	5	56	20	36		53	8		56	54		36	40.22	8	8,000	
	6	80	17	62	1	76	15		79	74	1	58	52.00	7	10,571	
	7	15	8	3	4	15			11	11		7	73.85	6	10,000	
	8	23	8	15		23			23	23		15	49.40	5	12,600	
	9	20	11	9		20			20	20		9	44.22	8	13,812	
	10	15	5	10		15	1	1	15	15		9	72.44	3	17,166	
1-5	1	80	4	16		17			20	18		15	70.00	3	17,666	
	2	3	2	1		3			3	3				1		
	3	33	4	29		33	6		33	33	1	28	55.32			
	4	7	2	5		7	2		7	7		5	69.80			
	5	20	3	17		18	5		20	20		17	52.47	1		
	6	42	6	35	1	42	2		41	40		33	47.60	2		
	7	27	5	18	3	26	13		23	22	1	21	45.57	2		
	8	55	7	47	1	55	11	2	54	54		48	55.10	2		
	9	23	6	17		22	4		23	22		16	42.06	2		
	10	51	12	37	1	50	18		49	48	3	38	44.23	4	10,000	
1-5	1	39	13	24	1	38	3	1	37	37		25	47.56	6	7,283	
	2	34	17	16	1	34	8		33	33		17	42.23	9	8,033	
	3	21	6	14		21	2		20	20		13	56.38	3	10,000	
	4	28	13	15		28	5		28	28		15	55.46	10	6,360	
	5	24	13	11		24			24	24		11	48.90	6	7,750	
	6	4	4			4			4	4	1	3	46.66			
	7	54	16	32	6	54	3		48	48		36	55.72	3	8,166	
	8	35	11	24		35	12		35	35		24	46.75	3	8,500	
	9	36	18	17	1	36	9		35	35	1	18	43.44	7	6,857	
	10	37	12	24	1	37	15		36	36		24	38.12	7	8,071	
1-5	1	19	13	6		19	1		19	19		6	36.00	11	8,118	
	2	38	12	26		38	4		38	38	1	25	53.16	6	7,533	
	3	36	17	18		35	3		35	35		18	41.05	11	7,909	
	4	12	7	5		12	3	1	12	12		4	52.00	7	5,571	
	5	26	15	11		26	8	1	26	26		11	39.45	12	4,883	
	6	17	11	6		17			17	17		6	30.50	8	6,437	
	7	25	13	12		25	10	2	25	25	2	10	33.90	11	5,600	
	8	40	11	28	1	40	12		39	39		27	31.22	5	5,860	
	9	1				1			1	1						
	10	13	1			13			13	13		2		2		

¹For renter—occupied dwelling units and vacant nonseasonal not dilapidated units, for rent.
²For owner—occupied dwelling units and vacant nonseasonal not dilapidated units, for sale only.

Table 3.—CHARACTERISTICS OF HOUSING FOR CENSUS TRACTS, BY BLOCKS: 1950—Con.

Census tract	Block	All dwelling units by occupancy and tenure					All dwelling units by condition and plumbing facilities			Occupied dwelling units			Contract monthly rent ¹		Value ² of one-dwelling-unit structures		
		Total	Owner occupied	Renter occupied	Vacant non-seasonal not dilap., for rent or sale	Other vacant and non-resident	Number reporting	No private bath or dilap.	No running water or dilap.	Total	Persons per room		Occupied by non-white	Number reporting	Average monthly rent (dollars)	Number reporting	Average value (dollars)
											Number reporting	1.51 or more					
15	18	2															
	19	1															
	24	5	4			1	4	4	4	4	3				3	3,100	
	25	1															
	26	3	3				3	2	1	3	2				2		
	27	5	4	1			5	1		5	5			1	2	3	4,000
	28	6	4	2			6			6	6			2	3	3	9,333
	29	4	2		1	1	4	2	1	2	2				3	3	7,166
	33	1															
	36	8	7	1			8	2		8	8			1	6	6	5,250
	37	1															
	38	21	15	6			21		1	21	21	1		6	30.50	11	5,681
	39	11	6	5			11	1	1	11	11			5	39.40	5	5,840
	40	1															
	41	4	3	1			4	2		4	4						
	42	28	14	12		2	28	4	3	26	26			11	20.54	2	8,500
	43	8	6	1		1	8	1		7	7				1	5	5,900
	48	3	2	1			3			3	3						
	50	2															
	51	4	4				4	4	4	4	4				4	4	1,475
	52	1															
	53	2															
	54	3	3				3	3	3	3	3					3	2,433
	56	4														3	2,433
	57	20	13	6	1	1	19	4	4	19	18			6	24.83	8	5,037
	58	1															
	60	1															
	61	5	2	1			3	6		3	3			1		2	6,300
	62	5	5				5	5		5	5			1		4	10,100
	63	4	3	1			4	4		4	4				3	3	9,666
	64	5	4	1			4	4		5	5			1		4	8,675
	65	7	4	3			7	7		7	7			3	55.66	3	9,833
	66	7	7				7	7	1	7	7					7	7,500
	69	12	8	4			12	2	1	12	12			4	26.25	7	4,571
	70	8	5	3			8	3		8	8			3	33.33	5	7,400
	71	1															
16	1	58	23	34	1	56	7	4	57	56			35	32.88	11	6,381	
	2	51	23	27	1	55	1	1	50	50			27	32.85	5	5,660	
	3	40	19	21		39			32	39	1	3	21	34.71	10	5,550	
	4	52	22	30		52	3		50	50			28	21.7	11	4,918	
	5	37	16	20	1	36	10	1	34	34		1	20	25.10	11	3,000	
	6	48	15	33		44	4		39	41			16	27.00	8	5,125	
	7	46	13	33		46	6	2	46	46			24	23.12	11	6,318	
	8	40	19	21		40	4		39	41			27	22.96	7	5,642	
	9	43	18	25		43	10		40	40			19	34.10	7	5,571	
	10	43	18	25	1	43	4		42	42			25	32.64	7	5,214	
	11	61	16	45		61	11	2	61	59			2	43	25.97	5	3,000
	12	47	23	24		46	3		47	47			1	24	29.66	10	6,350
	13	51	17	31	1	49	2	2	48	44			2	28	25.17	6	4,633
	14	32	15	17		31			32	30				17	37.35	4	5,750
	15	44	10	33		43	2	3	53	52			3	43	28.09	2	
	16	55	10	43		53	17		53	53			1	43	33.16	3	3,666
	17	49	10	38	1	49	3		33	48			1	37	29.45	2	
	18	71	18	53		71	4		71	71				5	32.11	2	
	19	42	12	30		42	3		42	42			3	29	26.62	4	4,525
	20	64	26	38		63	20	1	64	63			1	37	28.72	11	4,681
	21	71	16	53		68	23	4	69	68			2	51	28.98	3	5,333
	22	107	15	90	1	106	77	9	105	104			2	88	21.14	3	5,833
	23	85	11	71		85	57	1	82	82				72	30.62	2	
	24	99	11	77		99	59	10	86	85				75	34.93	2	
	25	99	11	40		99	47	43	51	50			1	39	32.46	1	
	26	13	10	10		12	9		11	11				10	23.50		
	27	15	5	10		15	6		15	15				52	42.65		
	28	58	10	48	1	57	25	17	58	57			4	47	30.48	2	
	17	1	80	10	70		79	8		80	73			69	49.56	1	
		2	37	16	32		37	20		37	36			31	37.93	1	
		3	33	16	16	1	33	3	1	32	32		2	17	40.29	5	5,900
		4	33	37	3		52	8	7	53	50			36	33.44	6	5,700
		5	33	27	3		33	11		33	32			27	47.55	3	8,866
		6	30	6	27		30	4		30	32			27	47.55	3	
		7	44	6	47	3	44	4		44	45			49	46.89		
		8	44	39	3		44	4	1	45	45			38	34.36	1	
9		48	31	17		47	25	2	48	41			31	32.35	3	9,333	
10		71	64	6		72	24		72	72			62	37.35	1		
11		71	64	6		71	2	1	71	71			62	42.80	1		
12		53	7	46		53	18	2	53	53			45	46.06	5	6,500	
13		132	11	115	6	128	58	32	126	120			111	47.87			
14		95	17	76	2	93	11	7	93	91			77	49.29	1		
15	12	12			12			12	12				12	55.33			
16	119	32	86		102	43		118	109			83	37.54	7	7,357		
17	57	17	38	2	54	13		55	51			38	67.39	7	6,357		
18	6	4	2		6	1	1	5	5			4	29.25				
19	25	3	22		25	5		25	25			22	51.68	2			
	48	14	32	1	46	17		46	45			31	41.45	4	9,500		

¹For renter - occupied dwelling units and vacant nonseasonal not dilapidated units, for rent.
²For owner - occupied dwelling units and vacant nonseasonal not dilapidated units, for sale only.

HOUSING—BLOCK STATISTICS

Table 3.—CHARACTERISTICS OF HOUSING FOR CENSUS TRACTS, BY BLOCKS: 1950—Con.

Census tract	Block	All dwelling units by occupancy and tenure					All dwelling units by condition and plumbing facilities			Occupied dwelling units				Contract monthly rent ¹		Value ² of one-dwelling-unit structures	
		Total	Owner occupied	Renter occupied	Vacant non-seasonal not dilap., for rent or sale	Other vacant and non-resident	Number reporting	No private bath or dilap.	No running water or dilap.	Total	Persons per room		Occupied by non-white	Number reporting	Average monthly rent (dollars)	Number reporting	Average value (dollars)
											Number reporting	1.51 or more					
17	20	14	2	16		16	11	1	18	17	5		16	45.25			
	21	13	1	12		13	8		13	13	1		11	29.81			
	22	39	1	37	1	39	12		38	38			37	36.18			
	23	12	3	8		12	3	1	11	11			8	27.62			
	24	64	5	56	3	61	28	7	61	58	3	4	57	36.21			
	25	35	3	32		35	3		35	35			32	28.84			
	26	27		27		27	19		27	27	2		27	30.62			
	27	2															
	29	69	9	60		65	11	2	69	67	1		58	61.29	3	11,000	
	30	8	1	6		8			7	7			6	48.50			
	31	19	3	16		18	8		19	18			15	54.33			
	32	8	2	6		8	1		8	8			5	59.20	1		
	33	10	2	8		10			10	10			8	37.25	1		
	34	51	15	33	2	50	7		48	47	1		33	83.90	1	8,937	
	35	9	3	6		9			9	9			6	139.16			
	38	1															
	40	6	2	4		6			6	6			4	58.00			
41	1																
18	1	20	11	8		20	8	3	19	19			8	28.75	8	4,000	
	3	20	10	9		20			19	19	1	1	9	34.44	5	6,900	
	4	29	14	14		29	7	6	28	28			14	29.21	6	7,050	
	6	3	3			3			3	3					3	6,666	
	7	5	4	1		5	3	3	5	5	1		1		3	4,333	
	8	6	6			6			6	6					6	12,500	
	9	5	4	1		5	2		5	5					3	6,833	
	10	14	6	8		14	3		14	14	1		8	36.00			
	11	26	17	9		25	6	3	26	26			7	24.85	13	4,584	
	12	31	12	18		31	11	9	30	30			16	20.56	5	4,000	
	13	42	16	25		42	21	16	41	41	1	1	23	19.56	10	3,700	
	14	32	10	19	1	32	12	11	29	29			20	24.85			
	16	29	22	22		29	6		29	29	2	2	22	29.86	1		
	17	37	11	25		35	14	3	36	36		1	25	31.08			
	18	74	19	54	1	72	13	4	73	72	2	2	53	30.67	5	5,780	
	19	79	20	59		75	18	4	79	77	3	3	56	37.82	7	5,428	
	20	89	18	68	2	89	59		86	86	7	7	69	23.95	5	6,240	
	21	19	6	13		19	8	7	19	19	3	3	13	22.69	4	5,500	
	22	41	17	23	1	41	22	1	40	40	4	4	24	25.45	8	5,000	
	23	7		7		7	4		7	7	1		7	22.42			
	25	43	4	39	1	44	16	12	43	41	3		42	38.71			
	26	59	17	41	1	58	24	15	58	58	1	1	40	32.82	1		
	27	5	3	2		5	2		5	5			2				
28	22	14	8		22	7	1	21	21	1		14		3	4,166		
29	70	10	57		64	37	22	66	66	1	1	57	27.54				
31	111	11	98	1	111	55	11	111	111	2	2	53	32.98				
32	86	11	72	1	84	65	11	85	85	1		74	25.78				
33	85	11	72		84	55		85	85	6	6	71	25.78				
34	84	7	75	1	82	48	3	83	83	9		76	30.28				
35	4	2	2		4			4	4			2					
19	1	100	8	91		98	85	8	99	97	6	2	89	27.42			
	2	65	8	57		65	55		65	65	6		56	29.42	1		
	4	82	9	72		81	64		81	81	1		69	28.94	1		
	5	120	11	108	1	117	111	16	119	110	10		100	23.11			
	6	128	12	114	1	117	95	2	126	119	13		106	27.08			
	7	68	8	60		56	48	9	68	68	5		58	27.24	1		
	8	2															
	9	39	2	37		33	30		39	37	4		37	18.35			
	10	30		29		27	25	5	29	28	1		29	27.44			
	11	92	3	88	1	88	75	1	91	89	13	4	86	23.79			
	12	72	4	66		67	39	3	70	68	8		63	30.49			
	13	69	4	64		69	48		68	67	3	1	65	33.76			
	14	30	8	22	1	29	17		30	29	2		22	32.13	2		
	15	22	1	21		21	11		22	22	2		21	31.38			
	16	114	3	103	7	112	108		106	106	5		106	19.55			
	17	55	1	53	1	58	8	3	54	41	8	1	40	37.70			
	18	71	1	69		65	52	50	70	65	13		62	17.11			
19	10		10		10			10	10			6	24.16				
21	4		4		4			4	4			4	44.00				
22	1																
25	19		19		19	17		19	19	4	1	19	17.42				
29	17	1	16		17	17		17	17	5		16	22.00				
30	7		7		7	6		7	7	1		7	20.42				
31	64	7	57		54	53	51	64	54	4		50	9.44	2			
32	1																
33	1																
35	7	1	6		7	6	4	7	7	1		5	10.00				
39	7		7		7	7	7	7	7	1		7	7.00				
40	3		3		3	1		3	3			2					
20	1	14	12	2		14		14	14			1		9	7,055		

¹For renter - occupied dwelling units and vacant nonseasonal not dilapidated units, for rent.
²For owner - occupied dwelling units and vacant nonseasonal not dilapidated units, for sale only.

Table 3.—CHARACTERISTICS OF HOUSING FOR CENSUS TRACTS, BY BLOCKS, 1950—Con.

Census tract	Block	All dwelling units by occupancy and tenure					All dwelling units by condition and plumbing facilities			Occupied dwelling units			Contract monthly rent ¹		Value ² of one-dwelling-unit structures	
		Total	Owner occupied	Renter occupied	Vacant non-seasonal not dilap. for rent or sale	Other vacant and non-resident	Number reporting	No private bath or dilap.	No running water or dilap.	Total	Persons per room		Number reporting	Average monthly rent (dollars)	Number reporting	Average value (dollars)
											Number reporting	1.51 or more				
20	2	7	6	1		7			7	7						
	3	5	5			5			5	5			1		5	6.900
	4	8	7	1		8	3	3	8	8					5	5.680
	6	1													7	5.971
	8	14	12	2		14	4	3	14	14	2		2		9	3.977
	9	7	7			7			7	7					7	5.857
	10	7	5	2		7			7	7			2		4	5.325
	11	10	8	1		10	3	3	9	9			2		7	5.385
	12	15	13	2		15	4		15	15			2		11	6.772
	13	8	5	3		8	2	2	8	8			2		3	5.933
	14	22	11	11		22	6	6	22	22			10	30.30	7	6.142
	15	25	15	10		24	4	2	25	25			9	31.00	9	5.755
	16	14	10	4		14	2		14	14			4	23.75	8	7.125
	17	13	8	5		13	2		13	13			5	31.40	5	7.800
	18	13	8	5		13	7	7	13	13	1		5	22.40	6	6.416
	19	13	12	1		13	3	3	13	13			1		11	5.372
	20	3	3			3	1	1	3	3			1		2	
	21	7	1	6		7	7		7	7				47.00		
	22	4	1	3		4	4	4	4	4			3	45.33		
	23	7	5	2		7	7	4	7	7	1		2		4	3.875
	24	8	5	3		8	7	7	8	8			3	24.33	3	7.333
	25	9	6	3		9	9		9	9			3	29.00	5	4.600
	26	9	5	4		9	4	3	9	9			4	45.00	4	6.625
	27	13	6	6		13	9	9	12	12	1	1	6	17.50	3	4.100
	28	10	8	2		10	1	1	10	10			2		8	6.425
	29	18	9	9		18	9	9	18	18			9	27.88	4	4.825
	30	20	11	9		20	12	9	20	20			9	26.88	7	4.285
	31	18	10	8		18	5	5	18	18			8	28.12	7	5.000
	21	1	4	2	4	1	4	2	4	4	1		4	22.44		
		3	3		3		3		3	3			3	25.00		
		4	5	2	2	2	5	2	4	4	1	1	2	27.37	8	4.150
5		5		5		5		5	5			5	27.80			
6		8	2	5	4	1	8	4	7	7	8		5	29.57	9	3.566
7		1														
9		21	11	10		21	5	1	21	19			10	23.50	9	4.722
10		31	10	19		29	13	2	29	28		1	18	18.16	5	3.900
11		3	3			3			3	3					3	6.166
12		4	4			4	1	1	4	4					4	4.625
13		10	6	4		10	2		10	10			4	25.00	4	6.300
14		16	12	4		16	3	3	16	16			4	32.75	8	3.400
15		4	4			4			4	4					2	
16		9	2	7		9	3		9	9			7	16.57	1	
17		28	16	12		25	8	5	28	24	2		9	19.00	8	3.750
18		29	10	18		29	18	10	28	25	1		18	22.83	2	
19		46	8	36	1	44	23	5	44	43			16	25.05	1	
20		15	1	14		15	12		15	15			13	22.61		
21		49	13	35	1	49	24		48	47	3	1	16	25.19	9	4.388
23		6	1	5		6	3	3	6	5		5	5	24.20	1	
24		5	2	3		5	5	5	5	5			2		1	
27		19	8	11		17	8	4	19	17		1	10	27.90	3	1.966
28		11	1	10		11			11	11			10	28.60		
29		12	3	8		11	3	3	11	11			7	21.14	2	
30		1														
31		15	3	12		15	9	1	15	15	1	1	12	15.16	1	
32		35	7	27	1	29	16	1	34	34	1	3	26	15.23	1	
33		1														
34		21	6	15		21	9		21	21	2		15	21.60	2	
36		2														
37		16	3	12	1	16	7		15	15	1		13	19.46	1	
38	16		16		16	16	2	16	16		7	15	16.93			
39	1															
40	4	1	3		3	3	3	4	3			2		1		
42	2															
44	3	3						3								
22	1	1														
	3	19	10	7		19	5	17	17	1		6	49.16	8	6.250	
	4	12	7	4		12	4	2	11	11		4	25.50	7	8.828	
	5	8	1			8			1	1				1		
	6	4	2	2		4	4		4	4		2		2		2.400
	7	4	5			9	6	6	5	5			5		2	
	8	3	2	1		2	2	1	3	3	1		3		2	
	9	3	4	1		5	5		5	5			1		4	2.750
	10	6	2	4		6	6		6	6			3	40.00	4	
	11	3	3			3	3		3	3					2	
	19	3	3			3			3	3					3	4.000
	20	11	6	5		11	1	1	11	11			4	31.25	4	4.625
	21	9	7			9			9	9			1		6	5.250
	22	5	1	4		5	5		5	5			4	48.50	1	
	23	10	6	4		10	9		10	10			4	42.75	3	6.666
	24	16	8	8		16	7	7	16	16			7	25.28	6	5.083
	25	9	4	5		9	8		9	8			3	39.33	2	
26	7	6	1		7	2	2	7	6			1		6	5.583	
27	14	8	6		14	3	1	14	14			6	41.16	8	4.750	

¹For renter - occupied dwelling units and vacant nonseasonal not dilapidated units, for rent.
²For owner - occupied dwelling units and vacant nonseasonal not dilapidated units, for sale only.

HOUSING—BLOCK STATISTICS

Table 3.—CHARACTERISTICS OF HOUSING FOR CENSUS TRACTS, BY BLOCKS: 1950—Con.

Census tract	Block	All dwelling units by occupancy and tenure					All dwelling units by condition and plumbing facilities			Occupied dwelling units			Contract monthly rent ¹		Value ² of one-dwelling-unit structures	
		Total	Owner occupied	Renter occupied	Vacant non-seasonal not dilap., for rent or sale	Other vacant and non-resident	Number reporting	No private bath or dilap.	No running water or dilap.	Total	Persons per room		Number reporting	Average monthly rent (dollars)	Number reporting	Average value (dollars)
											Number reporting	1.51 or more				
22	28	7	5	2	1	7	2	2	7	7	1	2		4	5,125	
	29	18	10	7		18	1	1	17	16	1	7	3,414	7	5,142	
	30	1														
	31	5	3	2		5	3	3	5	5	1	2		3	3,500	
	32	3	1	1		3	2	2	2	2		1		1		
	33	11	6	5		11	1	1	11	11	2	5	5,300	6	5,033	
	34	20	7	9	4	20	1	1	16	16		13	6,192	4	6,250	
	35	3	2	1		3	2	2	2	2				1		
	36	11	7	4	1	11	3	3	11	11		4	3,925	5	5,900	
	37	6	6	6		6			6	6				6	7,166	
	38	4	3	1		4			4	4		1		3	6,333	
	39	11	6	4		11	2	1	10	10		4	3,375	5	5,860	
	40	3	2	1		3	3		3	3		1		2		
	41	7	6	1		7	6		7	7		1		6	5,616	
	42	1				1										
	43	9	2	5	1	9		1	7	7		6	3,800	1		
	44	10	5	4		9	1	1	9	9		4	6,175	4	5,750	
	45	8	5	3		8	1	1	8	8		3	4,133	4	8,375	
	46	12	7	5		12			12	12		5	5,240	6	5,416	
	47	9	8	1		9			9	9		1		7	7,071	
	48	2				2										
	49	17	13	2	2	17	1	1	15	14	1	4	4,625	13	5,192	
	50	9	8	1		9			9	9		1		8	5,625	
	51	5	4	1		5			5	5		1		4	6,625	
	52	7	4	2		7	1	1	6	6		2		3	5,733	
	53	9	8	1		9	2	1	8	8				8	7,062	
	54	9	8	1		9			9	9				8	5,750	
	55	6	4	2		6	2	2	6	6		2		3	6,500	
	56	4	3	1		4	1	1	4	4		1		3	5,833	
	58	1				1										
	60	6	4	2		6	1	1	6	6	1	2		4	3,250	
	61	6	3	2		6			5	5		2		3	4,333	
	62	2				2										
	63	5	4	1		5			5	5		1		3	7,833	
	64	5	4	1		5			5	5		1		4	4,925	
	65	10	7	3		10	1	1	10	10	1	3	2,666	5	4,700	
	66	7	5	2		7			7	7		2		4	5,125	
	67	8	8			8	2	1	8	8		8		8	4,562	
	68	9	8	1		9	1	1	8	7		1		5	5,120	
	69	7	5	1		7	2	1	6	6		1		5	6,100	
	70	10	4	5		10			9	9		5	4,950	4	6,250	
	71	8	7	1		8	1	1	8	8		1		6	5,500	
	72	3	3			3			3	3				3	4,333	
	73	7	6	1		7			7	7	1	1		6	5,250	
	74	6	5	1		6	1	1	6	6		1		5	5,900	
	75	5	5			5			5	5				5	5,500	
	76	4	3			4			4	4				2		
	77	1	3			3			3	3				3	3,166	
	79	1				1										
	80	4	3	1		4			4	4		1		3	5,666	
	81	3	2	1		3			3	3						
	84	7	6	1		7			7	7		1			6,000	
	85	6	6		1	6			5	5		1	4,133	3		
	86	4	4			4			4	4		1			5,266	
	88	4	4			4			4	4		1	1,333			
	89	1	1			1			4	4		3	1,333			
23	1	33	29	3	1	31	15	10	32	31	2	2		25	4,780	
	2	3	2	1		3			3	3				13	6,846	
	3	13	12			13	11	6	12	12		2		23	6,656	
	4	29	33			28	14	6	28	28		2		32	6,806	
	5	37	34			37	14	11	37	37		1		38	7,005	
	6	44	41			44	12	10	43	43				10	5,660	
	7	10	10			10	2	1	10	10				4	8,875	
	8	4	4			4			4	4				5	5,800	
	9	5	5			5	2	2	5	5				7	7,857	
	10	7	7			7	2	1	8	8		1		7	8,685	
	11	6	5		1	6			5	5				4	5,450	
	12	11	11			11	1	1	11	11				11	7,309	
	13	7	6			7	1	1	7	7		1		6	6,033	
	14	1				1			1	1						
	15	7	7			7	2	1	8	8		1		7	6,142	
	16	5	4			5			4	4				4	7,375	
	17	8	8			8	2	1	8	8				7	7,837	
	19	3	3			3			3	3				3	7,600	
	20	10	9		1	10			10	10		1		8	7,912	
	21	5	5			5	2		5	5				4	6,500	
	22	1				1										
	23	9	9			9	1	1	9	9				7	8,757	
	24	7	7			7	1	1	7	7				7	8,428	
	25	1				1										
	26	5	5			5	3	2	5	5				4	5,550	
	27	5	5			5	4	1	5	5		1		5	5,560	
	28	2				2										
	30	9	9			9	2		9	9		1		9	7,555	

¹For renter-occupied dwelling units and vacant nonseasonal not dilapidated units, for rent.
²For owner-occupied dwelling units and vacant nonseasonal not dilapidated units, for sale only.

Table 3.—CHARACTERISTICS OF HOUSING FOR CENSUS TRACTS, BY BLOCKS: 1950—Con.

Census tract	Block	All dwelling units by occupancy and tenure					All dwelling units by condition and plumbing facilities			Occupied dwelling units			Contract monthly rent ¹		Value ² of one-dwelling-unit structures		
		Total	Owner occupied	Renter occupied	Vacant non-seasonal not dilap., for rent or sale	Other vacant and non-resident	Number reporting	No private bath or dilap.	No running water or dilap.	Total	Persons per room		Number reporting	Average monthly rent (dollars)	Number reporting	Average value (dollars)	
											Number reporting	1.51 or more					Occupied by non-white
23	31	7	6	1					7	7					6	7,500	
	32	18	17	1				1	18	18	1			1	16	8,537	
	33	10	10						10	10					10	7,450	
	34	2															
	35	3	3						3	3						2	
	36	12	12						12	12						12	8,541
	37	11	10	1					10	11				1	9	8,055	
	38	8	8						8	8					8	9,500	
	39	4	4						4	4					4	7,125	
	40	10	10						10	10	1				10	7,980	
	41	9	9						9	9					7	7,142	
	42	3	1			1			1	2				1	1	2	
	43	4	4						4	4					2	7	
	44	10	9			1			9	9					10	4,900	
	45	10	9			1			9	9					10	6,010	
	46	7	6	3	1	2			6	6	1			1	6	7,434	
	47	1							1	3					3	8,833	
	48	3	2	1		1			2	3				1	2	6,137	
	49	19	18	1					19	19					18	6,616	
	50	19	19						19	19					19	6,915	
	51	15	14	1					15	15				1	13	9,000	
	52	12	12						12	12					12	7,816	
	53	7	6	1					7	7				1	4	9,375	
	54	13	13						13	13					13	8,007	
	55	10	10						10	10	1				10	8,700	
	56	6	6						6	6					6	7,800	
	24	2	26	24	2				26	26					23	7,260	
		4	14	13	1				14	14					12	8,583	
		5	10	9	1				10	10					9	9,277	
		6	19	17	2				18	18					17	7,705	
		7	33	27	6		1		33	33				4020	22	7,777	
		8	26	23	3				26	26				3333	21	8,157	
		9	17	14	3				17	17					12	6,916	
10		34	26	8		1		33	33				3183	19	8,473		
11		8	7	1				8	8					6	7,666		
12		5	5					5	4					5	4,400		
13		3	2	1				3	3					2	7,166		
14		24	15	9				24	22				2488	12	7,714		
15		17	16	1				17	17					14	6,136		
16		30	19	11				30	30				11	11	6,556		
17		21	17	4				21	21				3	16	5,840		
18		33	24	9				33	33				8	20	7,281		
19		17	16	1				17	17					1	2		
20		3	2	1				3	3					1	1		
21		6	6					6	6						2	8,350	
22		21	15	6				21	21					16	11	5,327	
23		34	21	13		1		33	32					12	12	5,416	
24		27	20	7				26	25					6	11	7,072	
25		41	22	19		1		41	40					19	13	5,476	
26	28	23	5				28	28					5	21	6,104		
27	37	24	13				37	36					13	15	6,800		
28	37	29	8				37	37					7	24	6,166		
29	28	24	4				28	28					4	21	7,023		
30	28	22	6				28	26					5	17	6,635		
31	14	12	2				14	13					2	10	5,700		
25	3	4	2		1		3	3						2	1	3,025	
	4	6	5				6	6						1	4	4,500	
	5	17	10	7				17	16					6	6	6,750	
	6	14	6	8				14	14					8	4	5,722	
	7	53	22	28		2		52	50					28	9		
	8	1						1	1								
	9	23	12	11				23	23					10	7	4,057	
	10	14	7	7				14	14					7	1		
	11	3	2	1				3	3					1	2		
	12	3	3					3	3						3	3,666	
	13	7	5	2				7	7						2	2	
	14	8	3	5				8	8					5	1		
	15	14	4	10				14	11					6	6	3,233	
	16	20	9	11				20	19					10	5	3,000	
	17	9	6	3				9	8					2	5	3,360	
	18	32	9	22				32	31					20	2		
	19	76	21	55				76	76					53	4	4,450	
20	17	11	6				17	17					4	11	6,772		
21	56	22	32		2		54	54					31	11	6,018		
22	16	9	7				16	16					7	5	4,040		
23	35	23	12				35	35					19	5	4,500		
24	18	5	13		1		18	17					13	3	3,266		
25	27	18	9				27	26					8	11	3,563		
26	21	6	15				21	21					15	4	3,975		
27	36	23	13				36	36					23	5	3,880		

¹For renter - occupied dwelling units and vacant nonseasonal not dilapidated units, for rent.
²For owner - occupied dwelling units and vacant nonseasonal not dilapidated units, for sale only.

HOUSING—BLOCK STATISTICS

Table 3.—CHARACTERISTICS OF HOUSING FOR CENSUS TRACTS, BY BLOCKS: 1950—Con.

Census tract	Block	All dwelling units by occupancy and tenure					All dwelling units by condition and plumbing facilities			Occupied dwelling units			Contract monthly rent ¹		Value ² of one-dwelling-unit structures		
		Total	Owner occupied	Renter occupied	Vacant non-seasonal not dilap., for rent or sale	Other vacant and non-resident	Number reporting	No private bath or dilap.	No running water or dilap.	Total	Persons per room		Number reporting	Average monthly rent (dollars)	Number reporting	Average value (dollars)	
											Number reporting	1.51 or more					Occupied by non-white
25	29	12	2	10					12	12			10	19.50	1		
	30	6		4				6	6			3	26.33	1			
	32	75	16	55	1	3			71	71			56	28.05	3	6.000	
	33	69	13	55	1				68	68	3	1	54	29.16	3	4.333	
	34	48	15	32	1				47	47			32	28.34	7	5.057	
	35	13	5	8					13	11			6	28.83			
	36	42	4	36	2				40	40	1	1	35	30.08			
	37	18	1	17					18	18			16	35.75	1		
	38	34	1	32		1			33	33		1	32	28.75			
	39	27	9	18					27	26	2		18	26.55	2		
	40	22	10	10	2				21	20	2		12	34.08	6	3.750	
	41	14	8	6					14	14			6	18.83	5	3.400	
	43	15	2	13					15	15		2	13	22.15			
	44	1															
	47	30		30					30	30			29	30.93			
	48	7		4				16	6	7			7	39.71			
	49	4							4	4			4	18.00			
	50	7							7	7							
	53	1							1	1							
	54	11	3	7	1				11	10	2	1	8	21.75	1		
	55	11	4	5		2			11	9	1	1	5	21.80	2		
	59	18	10	7		1			18	17		1	7	16.71	5	2.200	
	60	25	9	16					23	23		4	15	16.40	4	2.150	
	63	6	4	2					6	6			2		2		
	66	14	7	6		1			13	12			4	17.75	5	2.400	
	67	9	5	4					9	9		1	4	20.75	4	1.900	
	71	11	6	4		1			11	10	2		4	18.75	5	2.220	
	72	15	8	7					15	15		1	5	26.00	5	1.200	
	79	12	4	7		1			12	12	3		6	13.50	4	1.125	
	H2	1							1	1		1					
	26	1	3	3					3	3						3	7.500
		2	4	4	1				5	5	1		1			2	
		3	3	3					3	3						3	12.500
		4	7	6		1			7	6		1				6	7.716
		7	1														
		9	4	2	1	1				4	3	3				2	
		10	2							2	2						
		11	4							4	4						
		12	4	4						4	4						
		13	6	3	3					6	6		1	3	15.00	3	5.666
		14	2							2	2						
		18	74	55	16		3			69	9	2		16	30.25	45	5.262
38		11	8	2		1			10	9	1		2		7	2.928	
39		4	3	1					3	3	1				3	3.000	
42		2							2	2							
44		12	7	5					12	12					4	6.875	
45		16	11	5					15	16	2		4	30.66	7	5.785	
46		14	14						14	14					14	7.514	
48		1							1	1							
49		5	5						5	5					5	5.980	
50		4	4						4	4					4	8.500	
51		2							2	2							
52		16	16						16	16					15	8.080	
53		56	48	8					54	53	1		5	31.60	44	8.513	
54		9	9						9	9					9	9.166	
55		9	7	2					9	9			2		5	7.100	
56		5	4			1			5	4					4	6.000	
57		18	16	2					18	18					14	7.585	
58		18	14	4					18	18			3	37.00	10	8.250	
59		24	22	2					24	24			2		21	6.761	
60		28	18	10					28	28			10	36.70	12	6.583	
61		33	23	10					33	33			9	29.44	19	6.089	
62		23	16	7					23	23			4	27.25	12	7.058	
63		16	9	7					15	16			6	26.83	7	7.214	
64		20	15	3					20	18			3	30.66	9	8.333	
65		22	14	8		2			22	22			8	36.37	7	6.214	
66		5	4	1					5	5		1	1		4	4.750	
67		6	6						6	6	1				6	4.250	
68		37	22	15					36	37			14	33.21	14	7.607	
69		27	16	11					27	27			10	25.30	8	5.437	
70		16	12	3					16	15			3	26.66	5	7.400	
71		27	14	13		1			27	27		1	13	32.53	6	5.000	
72	21	14	7					21	21			7	32.85	10	6.180		
73	45	22	22					45	44			22	35.95	9	9.222		
74	40	20	20					40	40	1		19	33.68	14	6.942		
75	33	24	9					32	33		2	9	30.55	16	6.737		
76	22	11	11					22	21	2		11	27.45	2			
77	28	18	10					28	27			9	38.44	12	5.941		
78	36	18	18					36	36		1	17	33.29	4	6.250		
79	24	16	8					24	24			8	27.62	10	6.250		
80	24	17	7					24	24			6	34.16	9	6.644		
81	22	16	6					22	22	2		6	27.66	11	7.645		
82	4							4	4					1			
83	22	14	8					22	22					1			
84	8	6	2					8	8		1		32.62	11	6.772		

¹For renter - occupied dwelling units and vacant nonseasonal not dilapidated units, for rent.
²For owner - occupied dwelling units and vacant nonseasonal not dilapidated units, for sale only.

Table 3.—CHARACTERISTICS OF HOUSING FOR CENSUS TRACTS, BY BLOCKS: 1950—Con.

Census tract	Block	All dwelling units by occupancy and tenure					All dwelling units by condition and plumbing facilities			Occupied dwelling units			Contract monthly rent ¹		Value ² of one-dwelling-unit structures		
		Total	Owner occupied	Renter occupied	Vacant non-seasonal not dilap., for rent or sale	Other vacant and non-resident	Number reporting	No private bath or dilap.	No running water or dilap.	Total	Persons per room		Number reporting	Average monthly rent (dollars)	Number reporting	Average value (dollars)	
											Number reporting	1.51 or more					Occupied by non-white
26	85	42	24	18													
	86	42	28	14													
	87	37	29	6		2											
	88	77	5	2													
	89	7															
	90	2															
27	1	43	29	14													
	2	37	28	9													
	3	35	21	14													
	4	36	21	15													
	5	9	4	5													
	6	29	18	9		2											
	7	33	22	11													
	8	37	23	13													
	9	56	20	34		2											
	10	49	26	23													
	11	45	16	29													
	12	43	15	27		1											
	14	44	25	19													
	15	34	20	12		2											
	16	55	19	35													
	17	50	15	35		1											
	18	34	13	21													
	19	29	15	14													
	20	31	17	14													
	21	33	19	13		1											
	22	29	11	18													
	23	11	4	7													
24	15	4	11														
26	8		8														
28	1	37	16	20													
	2	36	23	13													
	3	63	22	39		2											
	4	48	13	34		1											
	5	42	19	23													
	6	14	3	11		1											
	7	3	1	2													
	9	11	7	4													
	10	3	2	1													
	11	2															
	12	5	4	1													
	13	18	9	9													
	14	5	4	1													
	15	33	18	15													
	16	3	3														
	17	38	21	16		1											
	18	38	16	19		3											
	19	55	25	29													
	20	75	21	53		1											
	21	59	25	34													
	22	18	7	10		1											
	25	14	7	5													
	26	4	4			2											
	27	4	3	1													
	28	5	4	1													
	31	1															
	36	26	11	15													
	37	43	17	25		1											
	38	27	12	15													
	39	7	4	3													
40	36	19	17														
41	37	21	15		1												
42	31	15	13		3												
43	31	15	16														
44	33	21	12		1												
45	36	19	16														
46	15	3															
48	5	9	2														
49	9																
29	2	4	4														
	3	1															
	4	1															
	5	4	4														
	6	3	3														
	7	4	3														
	8	5	5														
	9	12	11	1													
	10	29	26	2		1											
	11	29	24	4													
18	1																

¹For renter-occupied dwelling units and vacant nonseasonal not dilapidated units, for rent.
²For owner-occupied dwelling units and vacant nonseasonal not dilapidated units, for sale only.

HOUSING—BLOCK STATISTICS

Table 3.—CHARACTERISTICS OF HOUSING FOR CENSUS TRACTS, BY BLOCKS: 1950—Con.

Census tract	Block	All dwelling units by occupancy and tenure					All dwelling units by condition and plumbing facilities			Occupied dwelling units			Contract monthly rent ¹		Value ² of one-dwelling-unit structures		
		Total	Owner occupied	Renter occupied	Vacant non-seasonal not dilap., for rent or sale	Other vacant and non-resident	Number reporting	No private bath or dilap.	No running water or dilap.	Total	Persons per room	Occupied by non-white	Number reporting	Average monthly rent (dollars)	Number reporting	Average value (dollars)	
29	20	1															
	22	5	4	1			5	5	5	5	5	2	1		3	23.66	
	25	2															
	26	7	7				7	4	1	7	7				5	4.760	
	27	12	12				12	2		12	12				12	61.25	
	28	10	9	1			10			10	10		1		9	7.255	
	29	22	20	2			22			22	22		2		19	7.789	
	30	17	16	1			17			17	17	1	1		16	61.87	
	31	3	3				3			3	3				3	7.000	
	32	5	5				5	1		5	5				5	63.60	
	33	2															
	34	2															
	35	2															
	36	1															
	37	2															
	38	5	5				5	1	1	5	5				5	5.400	
	39	2															
	41	1															
	42	23	22	1			23			23	23		1		22	6.604	
	43	24	22	1		1	24	1		23	23		1		22	4.472	
	46	2															
	47	1															
	48	14	11	1	1	1	13	8	4	12	12	1	1		10	4.660	
	49	1															
	51	9	9				9	1		9	9				9	61.11	
	52	5	4	1			5	1		5	5		1		4	41.25	
	54	1															
	59	16	14	1		1	16	5	3	15	15		1		10	5.750	
	30	21	1														
33		1															
35		2															
36		7				1	7	2	1	6	6			2			
37		12	10	2			12			12	12		2		8	6.500	
38		17	17				17			17	17				17	8.264	
39		13	9	4			13			13	13		4	37.50	6	81.66	
40		16	15	1			16			16	16		1		14	6.785	
41		4	4				4			4	4				4	5.250	
44		4	2	2			4	4	2	4	4		1		2		
45		1															
46		2															
51		1															
59		2															
60		7								7	7				7	6.714	
61		25	19	6			25	4		25	25	1	6	27.50	15	6.253	
62		27	26	1			27			27	27				24	8.791	
63		24	18	6			23	2		24	24		5	39.40	12	7.083	
64		20	15	5			19			20	20		5	33.00	11	9.590	
65		27	21	6			27	4		27	27		6	46.33	18	7.782	
66		12	10	2			12			12	12		2		10	6.500	
67		1															
68		2															
72		3								3	3		1		1		
73		3	3				3	1		3	3				3	4.766	
78		1															
79		1															
80		2															
81		6	3	2		1	6			5	5		2		3	81.66	
82		21	17	3		1	21	2		20	20		3	31.66	15	6.480	
83		36	25	11			36	2		36	36		11	38.27	18	6.961	
84		24	18	6			24	2	2	24	22		4	34.75	13	7.500	
85		17	12	5			17	1	1	17	16		4	28.75	6	8.416	
86		22	17	5			22	4		22	22		5	30.40	11	7.909	
87		21	13	8			20	2		21	21		7	37.71	9	6.388	
88		19	12	6		1	19			18	18		6	37.16	8	7.625	
89		12	12				12			12	12				12	7.500	
90		3	3				3	2		3	3				3	4.900	
91		8	8				8			7	7		2		2		
92		7	6	1			7	1		7	7		1		5	4.580	
95		1															
100		3	3				3			3	3				3	4.833	
101		2															
102		7	7				7			7	7				7	4.400	
103	1																
104	4	4				4			4	4				4	4.625		
105	10	7	3			10	1		10	10	1	3	24.66	4	6.625		
106	9	5	4			8	2	2	9	9		4	35.25	3	6.066		
107	7	6	1			7			7	7		4		3	9.833		
108	13	11	2			13		1	13	13		2		9	7.277		
109	35	28	6			33	2	2	34	31		5	31.20	20	6.920		
110	5	5			1	5	2	2	5	7		1		3	9.000		
111	7	3	4			7			7	5		2		4	7.250		
114	6	4	2		1	6			5	5				4	4.750		
115	8	8				8			8	8				4	7.575		
116	1													1			

¹For renter - occupied dwelling units and vacant nonseasonal not dilapidated units, for rent.
²For owner - occupied dwelling units and vacant nonseasonal not dilapidated units, for sale only.

Table 3.—CHARACTERISTICS OF HOUSING FOR CENSUS TRACTS, BY BLOCKS, 1950—Con.

Census tract	Block	All dwelling units by occupancy and tenure					All dwelling units by condition and plumbing facilities			Occupied dwelling units			Contract monthly rent ¹		Value ² of one-dwelling-unit structures	
		Total	Owner occupied	Renter occupied	Vacant non-seasonal not dilap., for rent or sale	Other vacant and non-resident	Number reporting	No private bath or dilap.	No running water or dilap.	Total	Persons per room		Number reporting	Average monthly rent (dollars)	Number reporting	Average value (dollars)
											Number reporting	1.51 or more				
31	9	3	3			3			3	3					3	5,666
	16	4	3			4		1	4	4					3	5,500
	17	11	8			11		2	11	11			29.00		7	7,581
	18	17	14			17		2	17	17			30.00		11	8,427
	19	22	22			22			22	22					22	7,375
	20	9	9			9			9	9					9	6,676
	21	13	13			13			13	13					13	7,180
	22	22	20	1		22			21	21		1			20	7,021
	23	19	19			19			19	19					19	6,944
	24	20	18	2		20			20	20					18	7,406
	25	18	17	1		18			18	18					16	6,473
	26	19	19			19		1	19	19					19	4,333
	27	5	4	1		5		2	5	5					3	5,166
	28	15	9	5	1	13		3	14	14			33.00		6	
	29	1														
	30	1														
	31	6	6			6			6	6					5	3,800
	32	2														
	33	4	1	1	1	5			5	5					2	
	34	21	18	1	1	20		6	19	19					16	7,331
	36	18	18			18			18	18					17	9,117
	37	22	21	1		22			22	22					17	8,500
	38	17	17			16			17	16					15	7,846
	39	31	26	3		31			31	31			37.00		25	7,760
	40	10	10			10			10	10		1			10	10,650
	41	15	12	1	2	15			13	13					12	10,125
	42	20	19	1		19			20	20					17	9,588
	43	16	14	2		16			16	16		1			13	8,192
	44	24	21	3		24			24	24				31.66	18	8,627
	45	16	15	1		16			16	16					15	10,413
	46	25	25			25			25	25					25	10,160
	47	11	11			11			11	11					10	9,050
	48	21	19	2		20			21	20					17	7,088
	49	23	23			23		1	23	23					19	7,973
	50	20	18	2		20			20	19					12	7,791
	51	14	13	1		14			14	14					10	7,150
	52	34	24	10		33		4	34	34			41.80		17	7,352
	53	19	16	3		19		2	19	19		1			13	5,615
	54	10	7	3		10		5	10	10			26.66		5	4,760
	55	1														
	57	13	12	1		12		1	13	12		1			11	6,072
	58	24	22	2		23		2	23	23					18	6,000
	59	16	14	2		15			16	15		1			13	7,153
	60	26	21	5		26		1	26	26			42.33		21	7,357
	61	29	25	4		29			29	28					17	7,176
	62	24	21	3		24		1	24	24			42.66		18	7,600
	63	26	24	2		26		1	26	24					22	9,608
	65	23	23			23			23	22					22	9,476
	66	23	18	5		23			23	22			51.00		14	8,035
	67	37	29	8		36			37	35		1	37.87		18	8,055
	68	19	12	7		19		2	19	19			28.00		9	7,133
	69	25	23	2		25		1	25	24					20	7,400
	70	18	15	3		17			17	17					16	13,531
	71	24	21	3	1	24		1	23	23					20	9,750
	72	25	23	2		25			25	24					20	8,725
73	24	22	2		24			24	23					21	7,452	
74	35	26	9		34		3	35	33			34.37		17	7,794	
75	26	21	5		26			26	26			31.40		19	7,815	
76	29	26	3		29		1	29	27					23	6,839	
77	35	30	5		35		3	35	35			40.00		25	6,760	
78	20	17	3		20			20	20			55.00		16	6,731	
79	10	1	9		10			10	10		2	65.71		7		
84	30	22	8	1	30		1	28	28			35.00		16	6,706	
85	23	16	7	1	23		2	22	22			41.28		10	7,650	
86	24	16	8	1	22			23	21		1	35.85		11	6,436	
87	20	13	7		20		2	20	20			61.00		11	8,727	
88	16	14	2		16			16	16		1			12	8,250	
89	20	12	8	1	20		2	18	17			47.33		7	8,428	
90	12	10	2		12		1	12	11					10	9,300	
91	7				7			7	7					6	7,583	
92	22	18	4		21		3	22	21		1	32.50		14	6,942	
93	11	11			11			11	11					11	9,809	
94	15	8	7		15			15	15			64.00		6	7,783	
95	16	13	3		15			16	16			31.00		9	7,255	
96	13	3	10		13		4	13	13			19.70				
97	6	4	2		6			6	6					3	8,333	
32	2	27	27			27	1	27	27		1			26	6,423	
	3	24	15			24	1	24	22					10	6,080	
	4	22	14			22	3	22	22					10	6,430	
	5	22	17			22	1	22	22					12	5,750	
	6	20	10			20	6	20	20					6	6,000	
	7	9	6			9	3	9	9					5	6,700	
	8	11	6			11	4	11	11					5		
	9	5	3			5	3	5	5					1		
	10	7	7			7	3	7	7			2	27.00		2	
		7	7			7	6	7	7						6	6,083

¹For renter - occupied dwelling units and vacant nonseasonal not dilapidated units, for rent.
²For owner - occupied dwelling units and vacant nonseasonal not dilapidated units, for sale only.

HOUSING—BLOCK STATISTICS

Table 3.—CHARACTERISTICS OF HOUSING FOR CENSUS TRACTS, BY BLOCKS: 1950—Con.

Census tract	Block	All dwelling units by occupancy and tenure					All dwelling units by condition and plumbing facilities			Occupied dwelling units			Contract monthly rent ¹		Value ² of one-dwelling-unit structures	
		Total	Owner occupied	Renter occupied	Vacant non-seasonal not dilap., for rent or sale	Other vacant and non-resident	Number reporting	No private bath or dilap.	No running water or dilap.	Total	Persons per room		Number reporting	Average monthly rent (dollars)	Number reporting	Average value (dollars)
											Number reporting	1.51 or more				
32	11	5	2	3		5			5	5		3	22.66			
	14															
	15															
	20	29	26	3		29	3	2	29	29	2	3	35.00	23	6,266	
	23	3	2	1		3			3	3		1		2	4,826	
	25	3	2	1		3			3	3		1		2		
	26	8	5	3		8			8	8	1	3	24.66	2		
	27	8	7	1		8	2	1	8	8		1		6	4,616	
	30	7	6	1		7			7	7	1	1		4	4,600	
	31	7	6	1		7			7	7		1		6	4,600	
	32	5	5			5			5	5	1			5	4,940	
	34	5	3	2		4			5	5		1		1		
	35	19	15	4		19	2		19	19		1		4	6,600	
	36	22	15	7		22	6		22	22		7	22.42	10	4,530	
	37	3	3			3			3	3				3	5,166	
	38	9	7	2		8	1	1	9	9		2		6	3,416	
	40	1														
	41	11	6	5		11	2		11	11		3	21.66	5	6,100	
	42	2														
	43	21	10	10	1	19	5	4	20	19	1	10	22.70	4	4,750	
	44	1														
	47	22	9	13		20	7	5	22	22		13	28.92	4	4,125	
	48	15	6	9		15	7	5	15	15		9	24.11	2		
	49	5	3	2		5			5	5		2		3	5,333	
	51	7	5	2		7	6	6	7	7		2		4	4,500	
	52	1														
	53	7	3	4		6	3	1	7	6	1	3	11.00	2		
	54	10	5	5		10	1	1	10	10		4	32.00	2		
	55	11	6	5		11	1	1	11	11		4	35.75	5	6,000	
	56	15	11	4		15			15	15		4	31.00	7	6,328	
	57	6	6			6			6	6				4	5,625	
	60	2														
	63	1														
	65	1														
	69	44	28	14	2	37	8	3	42	42	4	14	26.42	20	4,145	
	78	4	4			4	4	4	4	4		4		4	75	
	33	1	24	16	8		24	6	24	24		8	29.75	8	6,625	
		2	45	22	23		45	14	3	45	45	1	21	30.42	9	5,611
		3	34	26	7	1	34	6	1	33	33	1	7	36.42	20	5,590
		4	36	27	9		36	2		36	36		9	23.88	23	5,478
		5	47	29	18		46	8		47	46	1	16	24.68	16	6,312
		6	20	14	6		20	6	1	20	20	1	6	29.33	10	6,800
		9	1													
		10	1													
		11	8	7	1		8	3		8	8				6	2,916
12		1														
17		8	7	1		8			8	8		1		7	5,214	
18		1														
19		2														
20		6														
21		15	12	3		15	1		15	15		3	30.00	9	5,666	
22		15	10	5		15	2		15	15		5	29.20	5	4,600	
23		7	6	1		7			7	7				5	4,700	
24		6	5	1		6	5	2	6	6		1		5	2,700	
25		1														
26		4	3	1		4			4	4				3	5,000	
27		3	2	1		3	3	3	3	2		1		2		
28		4	4	2		6	1		6	6		3		3	3,833	
29		3	3			3	2		3	3		3		3	3,833	
30		7	5	2		7	1		7	7		2		5	5,000	
31		25	18	6		25	3		24	24		6	24.83	12	5,666	
32		29	18	11		29	3	3	29	29		10	43.00	14	6,214	
33		18	10	8		17	7		18	18		8	20.75	7	4,928	
34		31	15	16		31	11		31	31	1	13	26.76	7	5,571	
35		33	15	16	1	33	11		31	31		16	27.43	12	4,291	
36		9	2	7		9	5		9	9		7	11.57			
37		46	22	23		46	5	1	45	45	1	23	35.34	13	5,153	
38		32	18	13	1	32	3		31	31		14	26.57	14	5,785	
39		33	20	13		33	9		33	30		13	26.53	14	5,600	
40		34	24	10		34	4		34	34		8	29.23	18	5,944	
41		28	16	11	1	28	9	4	27	27	1	8	33.87	18	6,214	
42		30	25	5		30	3		27	27		8	26.62	20	6,666	
43		25	15	10		25	5		25	25		4	38.25	14	6,442	
44		11	6	5		11	5		11	11		6	30.66	14	5,088	
45		7										1		9	5,088	
47		1										1		6	4,766	
48		9	6	3		9			9	9		2		4	5,700	
49		7	6			7	1	1	7	7		1		5	6,220	
50		13	8	5		13	4		13	13		4	24.25	7	4,857	
51		45	29	16		45	5	2	45	45		16	32.00	16	5,731	
52		14	11	3		13			14	13		2		5	7,900	
53	7	5	2		7	1		7	7		2		4	5,375		
54	10	8			10	3		10	10		2		7	6,114		
55	26	15	9		25	8		24	24		9	23.55	9	6,277		
56	21	12	7	1	19	5		19	19		7	25.28	7	4,428		

¹For renter - occupied dwelling units and vacant nonseasonal not dilapidated units, for rent.
²For owner - occupied dwelling units and vacant nonseasonal not dilapidated units, for sale only.

Table 3.—CHARACTERISTICS OF HOUSING FOR CENSUS TRACTS, BY BLOCKS: 1950—Con.

Census tract	Block	All dwelling units by occupancy and tenure					All dwelling units by condition and plumbing facilities			Occupied dwelling units			Contract monthly rent ¹		Value ² of one-dwelling-unit structures	
		Total	Owner occupied	Renter occupied	Vacant non-seasonal not dilap., for rent or sale	Other vacant and non-resident	Number reporting	No private bath or dilap.	No running water or dilap.	Total	Persons per room		Number reporting	Average monthly rent (dollars)	Number reporting	Average value (dollars)
											Number reporting	1.51 or more				
33	57	7	6	1		7	6		7	7				5	4,300	
	58	17	12	5		17	4	1	17	17		1	26.25	10	3,960	
	61	9	6	3		9	1		9	9		3	24.33	4	8,500	
	62	15	15			15			15	15				15	8,826	
	63	17	12	5		17	4		17	17		5	27.00	9	6,366	
	64	21	18	3		21			21	20		3	34.33	15	7,433	
	65	21	15	6		21	2	2	21	21		6	40.33	9	6,611	
	66	3	1	2		3			3	3		2				
	67	1		1		1			1	1		11	28.72			
	68	18	8	10		18	10	6	18	17		10	26.30	3	5,666	
	69	13	10	2	1	13			13	12				10	7,300	
	70	18	18			18			18	18		1		18	7,194	
	71	12	9	3		12			12	12		3	27.00	8	7,650	
	72	5	4	1		5	1		5	5		1		3	4,500	
	85	5	4	1		5	1		5	5		1		5	5,340	
	86	18	8	9		17	4		17	16		9	41.77	4	6,875	
	87	21	17	3		19	2	1	20	20		3	27.66	14	5,721	
	88	7	5	2		7	1		7	7		2		1	4,333	
	89	5	4	1		5			5	5		1		3	4,333	
	90	8	6	2		8			8	8		2		4	6,900	
	92	3	3			3			3	3				3	5,733	
	93	14	11	3		14			14	13	1	3	23.66	11	4,845	
	94	4	3	1		4	2		4	4				2		
	96	6	6			6	5	2	6	6				2		
	97	2				2			2	2						
	99	1				1			1	1						
	102	1				1			1	1						
	106	1				1			1	1						
	107	4	3	1		4	4		4	4		1		2		
	108	6	6			6			6	6				6	5,533	
	109	5	4	1		5			5	5		1		4	6,925	
	110	6	6			6			6	6		1		6	5,833	
	111	11	11			11			11	11				11	6,636	
	112	8	8			8			8	8	1	1		7	6,142	
	114	11	11			11	1		11	11				11	7,336	
	115	19	19			19			19	19				19	6,210	
	116	8	8			8			8	8				8	6,212	
	117	10	3		7	5	2		3	3				2		
	121	7	4	2	1	7	6		6	6		3	52.33	1		
	122	11	7	4		11	5		11	11		4	27.75	5	5,200	
	123	4	3	1		4	1	1	4	4				3	4,766	
	124	3	3			3	3		3	3	1	3	15.00			
	125	8	6	2		8	1	1	8	8		2		4	4,875	
34	1	12	2	10		12	3		12	12		9	28.66			
	2	4		4		4	1		4	4		4	35.75			
	3	7	3	4		7			7	7		3	32.00	3	2,833	
	4	10	6	3		10	2	1	9	9		3	32.66	5	3,760	
	5	16	9	7		15	2		16	16		6	29.33	7	4,571	
	6	16	9	7		16	7		16	16		7	15.85	5	7,100	
	7	11	9	2		11			11	11		2		7	6,885	
	8	9	6	3		9	2		9	9		3	23.33	5	6,800	
	9	24	20	4		24	1		24	24		4	30.50	14	4,800	
	10	11	9	2		11			11	11		1		7	4,742	
	11	16	6	9	1	15	3		15	15		9	30.00	2		
	12	5	1	4		5			5	5		4	47.50			
	13	27	17	9	1	26	7		26	25	1	9	27.44	11	6,109	
	14	27	17	10		27	2		27	27		9	34.00	12	5,208	
	15	16	9	5	1	13	2	2	14	12		2		7	5,071	
	16	19	9	8	1	18	6	5	17	17	1	7	18.57	6	5,750	
	17	5	2	3		5	3		5	5		2				
	18	2				2			2	2						
	19	14	7	7		14	6	1	14	14		6	30.66	5	4,800	
	20	10	6	4		10	3		10	10		3	23.33	5	4,100	
	21	4	4			4	2	1	4	4				4	2,750	
	22	21	13	8		21	7	1	21	21	1	8	22.62	7	5,214	
	23	3	2	1		3	1		3	3				2		
	24	1				1			1	1						
	25	15	8	7		15	2		15	15		7	32.28	5	3,700	
	27	18	14	4		17	3	1	18	17		4	22.00	12	4,208	
	28	21	15	6		21	11		21	21	1	6	24.00	12	3,725	
	29	20	14	6		20			20	20		4	28.50	11	4,763	
	30	18	9	9		16	5	2	18	18	1	6	17.66	4	4,375	
	31	15	6	9		15	6	1	15	15		9	21.22	2		
	32	13	5	8		12	5	3	13	12		8	26.25	2		
	34	3	3			3			3	3				3	3,733	
	35	11	8	2	1	11	5		10	10	1	3	25.00	6	4,333	
	36	21	9	11	1	21	4		20	19		11	23.27	4	3,800	
	37	15	7	8		15	2		15	15		8	41.87	7	4,285	
	38	19	7	11		19	9		18	18		11	23.36	3	4,500	
	39	12	6	6		12	7	2	12	12		6	25.00	2		
	40	21	14	7		21	7	1	21	21		7	22.57	9	3,666	
	41	12	6	6		12	1		12	12		6	23.33	2		
	42	8	7	1		8	2		8	8		1		7	3,557	
	43	6	4	2		6	5	2	6	6		2		2		

¹For renter - occupied dwelling units and vacant nonseasonal not dilapidated units, for rent.

²For owner - occupied dwelling units and vacant nonseasonal not dilapidated units, for sale only.

HOUSING—BLOCK STATISTICS

Table 3.—CHARACTERISTICS OF HOUSING FOR CENSUS TRACTS, BY BLOCKS: 1950—Con.

Census tract	Block	All dwelling units by occupancy and tenure					All dwelling units by condition and plumbing facilities			Occupied dwelling units			Contract monthly rent ¹		Value ² of one-dwelling-unit structures		
		Total	Owner occupied	Renter occupied	Vacant non-seasonal not dilap., for rent or sale	Other vacant and non-resident	Number reporting	No private bath or dilap.	No running water or dilap.	Total	Persons per room		Number reporting	Average monthly rent (dollars)	Number reporting	Average value (dollars)	
											Number reporting	1.51 or more					Occupied by non-white
34	46	2															
	47	7															
	48	7															
	49	12															
	50	11															
	51	15															
	52	14															
	53	17															
	54	13															
	55	3															
	56	1															
	60	22															
	63	1															
	65	3															
	66	7															
	67	4															
	68	4															
	69	5															
	71	1															
	72	5															
	73	1															
	74	6															
	75	3															
	76	4															
	77	4															
	78	5															
	81	1															
	82	3															
	84	1															
	86	4															
	87	3															
	88	4															
	89	4															
	91	1															
	93	7															
	95	3															
	97	7															
	98	4															
	99	4															
	103	1															
	105	1															
	106	2															
	107	1															
	35	1	20	14	6												
		2	17	9	8												
		5	12	8	4												
		6	16	4	11												
		7	21	15	6												
		8	29	12	17												
		9	34	18	16												
		10	17	12	5												
		11	11	7	4												
		12	1														
		13	9	6	3												
		14	31	17	14												
15		45	20	25													
16		19	8	10													
17		22	4	18													
18		31	9	22													
19		11	6	5													
20		31	22	7													
21		17	10	7													
22		7	5	2													
23		24		24													
24		41	6	35													
25		16	13	2													
26		14	10	4													
27		17	9	8													
28		26	15	11													
29		12	9	3													
30		12	9	3													
36		1															
37		13	7	6													
38		7	4	3													
36		1	9	6	3												
		6	1														
	12	2															
	23	14	12	2													
	24	5	5														
	25	22	22														
	26	5	5														
	27	9	8	1													

¹For renter - occupied dwelling units and vacant nonseasonal not dilapidated units, for rent.
²For owner - occupied dwelling units and vacant nonseasonal not dilapidated units, for sale only.

Table 3.—CHARACTERISTICS OF HOUSING FOR CENSUS TRACTS, BY BLOCKS: 1950—Con.

Census tract	Block	All dwelling units by occupancy and tenure					All dwelling units by condition and plumbing facilities			Occupied dwelling units			Contract monthly rent ¹		Value ² of one-dwelling-unit structures	
		Total	Owner occupied	Renter occupied	Vacant non-seasonal not dilap., for rent or sale	Other vacant and non-resident	Number reporting	No private bath or dilap.	No running water or dilap.	Total	Persons per room		Number reporting	Average monthly rent (dollars)	Number reporting	Average value (dollars)
											Number reporting	1.51 or more				
36	29	2														
	30	1														
	31	1														
	32	3		2	1	3			3	3		2	33.00	7	6,914	
	33	7	9	7		7			7	7		7	33.00	7	4,985	
	34	4	4			4			4	4		4		4	6,375	
	35	1	1			1			1	1		1		1	6,600	
	36	1	1			1			1	1		1		1	6,600	
	37	1	1			1			1	1		1		1	5,766	
	38	4	4			4			4	4		4		4	6,125	
	39	1	1			1			1	1		1		1	6,045	
	40	6	6			6			6	6		6		6	6,325	
	41	5	5			5			5	5		5		5	6,238	
	42	2	2			2			2	2		2		2	5,571	
	43	7	7			7			7	7		7		7	6,000	
	44	1	1			1			1	1		1		1	6,300	
	45	7	7			7			7	7		7		7	6,600	
	46	5	5			5			5	5		5		5	5,333	
	47	4	4			4			4	4		4		4	5,485	
	48	7	7			7			7	7		7		7	7,000	
	49	5	5			5			5	5		5		5	6,900	
	50	1	1			1			1	1		1		1	6,312	
	51	6	6			6			6	6		6		6	5,875	
	52	5	5			5			5	5		5		5	5,660	
	53	1	1			1			1	1		1		1	7,000	
	54	1	1			1			1	1		1		1	6,900	
	55	1	1			1			1	1		1		1	6,312	
	56	5	5			5			5	5		5		5	5,875	
	57	3	3			3			3	3		3		3	5,660	
	58	3	3			3			3	3		3		3	7,000	
	59	1	1			1			1	1		1		1	6,900	
	60	1	1			1			1	1		1		1	6,312	
	61	5	5			5			5	5		5		5	5,875	
	62	7	7			7			7	7		7		7	5,660	
	63	3	3			3			3	3		3		3	7,000	
	64	5	5			5			5	5		5		5	6,900	
	65	1	1			1			1	1		1		1	6,312	
	66	5	5			5			5	5		5		5	5,875	
	67	7	7			7			7	7		7		7	5,660	
	68	3	3			3			3	3		3		3	7,000	
	69	5	5			5			5	5		5		5	6,900	
	70	1	1			1			1	1		1		1	6,312	
	71	5	5			5			5	5		5		5	5,875	
	72	7	7			7			7	7		7		7	5,660	
	73	3	3			3			3	3		3		3	7,000	
	74	5	5			5			5	5		5		5	6,900	
	75	1	1			1			1	1		1		1	6,312	
	76	5	5			5			5	5		5		5	5,875	
	77	7	7			7			7	7		7		7	5,660	
	78	3	3			3			3	3		3		3	7,000	
79	5	5			5			5	5		5		5	6,900		
80	1	1			1			1	1		1		1	6,312		
81	5	5			5			5	5		5		5	5,875		
82	7	7			7			7	7		7		7	5,660		
83	3	3			3			3	3		3		3	7,000		
84	5	5			5			5	5		5		5	6,900		
85	1	1			1			1	1		1		1	6,312		
86	5	5			5			5	5		5		5	5,875		
87	7	7			7			7	7		7		7	5,660		
88	3	3			3			3	3		3		3	7,000		
89	5	5			5			5	5		5		5	6,900		
90	1	1			1			1	1		1		1	6,312		
91	5	5			5			5	5		5		5	5,875		
92	7	7			7			7	7		7		7	5,660		
93	3	3			3			3	3		3		3	7,000		
94	5	5			5			5	5		5		5	6,900		
95	1	1			1			1	1		1		1	6,312		
96	5	5			5			5	5		5		5	5,875		
97	7	7			7			7	7		7		7	5,660		
98	3	3			3			3	3		3		3	7,000		
99	5	5			5			5	5		5		5	6,900		
100	1	1			1			1	1		1		1	6,312		
101	5	5			5			5	5		5		5	5,875		
102	7	7			7			7	7		7		7	5,660		
103	3	3			3			3	3		3		3	7,000		
104	5	5			5			5	5		5		5	6,900		
105	1	1			1			1	1		1		1	6,312		
106	5	5			5			5	5		5		5	5,875		
107	7	7			7			7	7		7		7	5,660		
108	3	3			3			3	3		3		3	7,000		
109	5	5			5			5	5		5		5	6,900		
110	1	1			1			1	1		1		1	6,312		
111	5	5			5			5	5		5		5	5,875		
112	7	7			7			7	7		7		7	5,660		
113	3	3			3			3	3		3		3	7,000		
114	5	5			5			5	5		5		5	6,900		
115	1	1			1			1	1		1		1	6,312		
116	5	5			5			5	5		5		5	5,875		
117	7	7			7			7	7		7		7	5,660		
118	3	3			3			3	3		3		3	7,000		
119	5	5			5			5	5		5		5	6,900		
120	1	1			1			1	1		1		1	6,312		
121	5	5			5			5	5		5		5	5,875		
122	7	7			7			7	7		7		7	5,660		
123	3	3			3			3	3		3		3	7,000		
124	5	5			5			5	5		5		5	6,900		
125	1	1			1			1	1		1		1	6,312		
126	5	5			5			5	5		5		5	5,875		
127	7	7			7			7	7		7		7	5,660		
128	3	3			3			3	3		3		3	7,000		
129	5	5			5			5	5		5		5	6,900		
130	1	1			1			1	1		1		1	6,312		
131	5	5			5			5	5		5		5	5,875		
132	7	7			7			7	7		7		7	5,660		
133	3	3			3			3	3		3		3	7,000		
134	5	5			5			5	5		5		5	6,900		
135	1	1			1			1	1		1		1	6,312		
136	5	5			5			5	5		5		5	5,875		
137	7	7			7			7	7		7		7	5,660		
138	3	3			3			3	3		3		3	7,000		
139	5	5			5			5	5		5		5	6,900		
140	1	1			1			1	1		1		1	6,312		
141	5	5			5			5								

HOUSING—BLOCK STATISTICS

Table 3.—CHARACTERISTICS OF HOUSING FOR CENSUS TRACTS, BY BLOCKS: 1950—Con.

Census tract	Block	All dwelling units by occupancy and tenure					All dwelling units by condition and plumbing facilities			Occupied dwelling units			Contract monthly rent ¹		Value ² of one-dwelling-unit structures		
		Total	Owner occupied	Renter occupied	Vacant non-seasonal not dilap., for rent or sale	Other vacant and non-resident	Number reporting	No private bath or dilap.	No running water or dilap.	Total	Persons per room		Number reporting	Average monthly rent (dollars)	Number reporting	Average value (dollars)	
											Number reporting	1.51 or more					Occupied by non-white
36	257	4	4			4			4	4							
	270	1						1									
	279	1														6,250	
37	1	20	16	3	1				19	19			3	43.33	15	10,500	
	3	21	18			3		2	18	18	1				1		
	4	20	14	6				2	20	20			4	43.25	11	9,563	
	6	17	15	2					17	17			1		13	8,961	
	7	18	13	4	1				17	17			4	47.25	11	7,754	
	8	29	23	6				3	29	29			6	51.66	12	7,491	
	9	48	40	8					48	48			8	32.75	8	7,812	
	10	46	24	22					46	46			22	45.04	3	4,833	
	11	5							5	5			5	49.40			
	13	41	29	12					41	41			11	47.09			
	14	66	57	9				2	66	66	2		9	39.66	10	4,550	
	15	53	43	10					53	53			10	31.70	10	7,450	
	16	33	26	6		1		2	33	33			6	36.83	23	7,795	
	17	27	26	1					27	27			1		19	5,910	
	18	18	15						18	18			3	28.00			
	38	40		4					40	40		4	40	24.52			
	40	42	39	3					42	42		1	2				
	41	47	45	2					47	47			1				
	42	27	26	1					27	27					8	5,375	
															14	6,000	
	38	3	1														
		5	2														
		6	4														
		7	4		1												
		9	7		2				2								
		10	8		3												
		11	38	16	21	1				38	38		2	1	20	3	3,233
12		11		4					11	11			1		4	2,925	
13		11		4					11	11			1		13	4,385	
15		15		7					15	15			1		3	9,833	
14		30	19	11					30	30		4	5	9	4	4,416	
															14	3,521	
15		4	2	2					4	4			2				
16		5	3						5	5			1		3	2,833	
17		1							1	1							
18		9	7	2					9	9			2		6	4,000	
19		16	8	7		1			16	11	1		7	22.57	1		
20		8	6	2					8	5			2		4	3,750	
21		15	9	6					15	4			4	27.00	6	6,666	
22		4	4						4	4					3	4,333	
23		7	5	2					7	7			2		5	5,800	
24		12	12						12	12					12	4,875	
25		7	7						7	7					7	3,757	
28		2							2	2							
29		1							1	1							
30		10	8	2					10	9	9				8	3,687	
31		6	5			1			6	3	2				4	4,500	
33		3		3					3	3			2				
40		2							2	2							
42		1							1	1							
44		5	2	3					5	3			2				
45		9	7	2					9	9			2		2	5,428	
46		7	5	1		1			7	6			1		5	6,400	
47		9	8	1					9	9			1		7	9,000	
48		13	8	2		3			13	7	2		5	22.80	7	5,142	
49		10	6	4					10	10			4	34.25	3	5,666	
50		9	4	5					9	9			5	31.00	2		
51		15	11	4					14	13	1		4	31.00	7	3,600	
52		14	10	3		1			14	13			4	25.75	8	4,212	
53		8	7	1					8	8			1		6	3,566	
55		6	6						6	6			2	25.00			
56		9	6	3					9	9			1	20.00	5	3,600	
57		5	2	3					5	5			3	30.00	1		
59		9	6	3					9	9			3	27.66	5	5,800	
60		5	1	2		2			5	3			4	27.00	1		
61		11	4	7					11	11			7	33.57	3	5,666	
62		29	6	17		4			29	23	5		18	40.22	4	8,325	
63	9	7	2					9	9			1		7	6,642		
64	9	6	2		1			9	8	1		1		6	4,916		
65	9	8	1					9	9			1		7	5,714		
66	2							2	2								
69	2							2	2								
70	1							1	1								
71	1							1	1								
74	3							3	3								
76	3	3						3	3					3	5,500		
77	20	15	5					20	20			5	28.60	10	5,020		
78	30	22	8					30	30			7	16.71	20	5,620		
79	12	9	3					12	12			2	36.66	6	6,750		
80	12	9	3					12	12			3	31.66	7	6,814		
81	10	5	2		2			10	7	2		4	29.75	3	4,333		
82	5	2			1			5	5			2	21.66				
83	4	3	1					4	4			1					

¹For renter-occupied dwelling units and vacant nonseasonal not dilapidated units, for rent.
²For owner-occupied dwelling units and vacant nonseasonal not dilapidated units, for sale only.

Table 3.—CHARACTERISTICS OF HOUSING FOR CENSUS TRACTS, BY BLOCKS: 1950—Con.

Census tract	Block	All dwelling units by occupancy and tenure					All dwelling units by condition and plumbing facilities			Occupied dwelling units			Contract monthly rent ¹		Value ² of one-dwelling-unit structures		
		Total	Owner occupied	Renter occupied	Vacant non-seasonal not dilap., for rent or sale	Other vacant and non-resident	Number reporting	No private bath or dilap.	No running water or dilap.	Total	Persons per room		Occupied by non-white	Number reporting	Average monthly rent (dollars)	Number reporting	Average value (dollars)
											Number reporting	1.51 or more					
38	84	4	3	1		1	4	2	1	4	4		1		2		
	85	9	5	3			9	5		8	8		3	30.00	4	4,250	
	86	3	3				3	3		3	3				3	3,500	
	90	4	3	1			4	4		4	4		1		3	5,600	
	91	2															
	92	7	6	1			7	7		7	7		1		4	5,175	
	97	9	6	1			9	6	3	9	9	2	1		8	4,937	
	105	1															
	113	11	8	3			11	2		11	11		3	50.00	5	5,300	
	115	1															
	116	5	4	1			5	1	1	5	5		1		4	5,200	
	117	7	6	1			7	2		7	7		1		6	4,500	
	122	24		24			24			24	24	1	23	24.17			
	137	2															
	140	1															
	141	3	3				3			3	3				3	8,166	
	142	2															
	143	1															
	145	4	3	1			4			4	4		1		2		
	146	3	3				3			3	3				3	9,000	
	148	2															
	149	1															
	153	1															
	160	1															
	161	4	3	1			4	1		4	4		1		3	4,666	
	162	3	3				3			3	3				3	6,666	
	163	4	4	2			4	1		4	4	1	2		1		
	164	3	2	1			2	1		3	3	1	1		1		
	165	2															
	166	1															
	167	5	5				5	2	1	5	5				5	3,700	
	170	1															
	171	6	4	2			6	1		6	6		2		4	6,000	
	172	5	4	1			5			5	5		1		3	5,666	
	173	3	3				3			3	3				3	6,000	
	174	2															
	183	1															
	185	1															
	189	2															
	191	1															
	192	2															
	193	2															
	194	2															
	195	5	5				5	4	2	5	5				5	4,800	
	196	1															
	198	1															
	199	1															
	203	1															
	204	2															
	206	1															
	217	2															
	218	9	4	5			9	2		9	9		4	35.25	2		
	220	6	4	2			6	2		6	6	1	2		2		
	221	14	8	6			14	2		14	13		6	31.66	5	5,600	
	225	9	8	1			9	1		9	9		1		7	4,285	
	226	10	6	4			10	4		10	9		4	24.50	4	6,500	
	227	10	6	4			10	4	1	10	10		3	33.33	4	5,500	
	228	7	2	5			7			7	6		5	45.80	2		
	229	1															
	230	11	8	2		1	11	1	1	10	10		2		6	6,333	
	231	7	7				7			7	7				7	4,542	
	232	5	3	2			5			5	5		1		3	5,333	
	233	3	2		1		3	1		2	2				2		
	236	1															
	239	3	2	1			3	1	1	3	3				2		
	240	5	4	1			5	3		5	5		1		4	5,375	
	242	1															
	243	4	4				4	3	1	4	4				4	3,175	
	244	4	1			3	4	4	2	1	1				1		
	246	1															
	248	1															
	257	1															
	258	5	3	1		1	5	2	1	4	4		1		3	5,666	
	259	5	4	1			5	2		5	5		1		3	9,166	
	260	14	11	3			14	2		14	13	1	1		7	4,357	
	261	11	3	8			11	5		11	11	1	7	36.71	2		
	262	5	2	3			5	3		5	5		3	37.00	3		
	263	5	5				5	5		5	5				5	6,000	
	264	10	7	3			10			10	10		3	22.33	5	5,200	
	265	12	7	5			12	6		12	12	4	5	26.00	7	4,071	
	266	2															
	267	4					4	1	1	4	4		3	13.66	3	2,233	
	268	4				1	4	2		4	3				3	2,611	
	269	13	11	2			12	2		13	13		2		9	4,611	
	280	9	4	2			9			9	9		2		6	4,166	
	281	5	4	1			5			5	5				3	6,000	
	282	6	5			1	6	4	2	5	5				5	2,600	

¹For renter - occupied dwelling units and vacant nonseasonal not dilapidated units, for rent.
²For owner - occupied dwelling units and vacant nonseasonal not dilapidated units, for sale only.

HOUSING—BLOCK STATISTICS

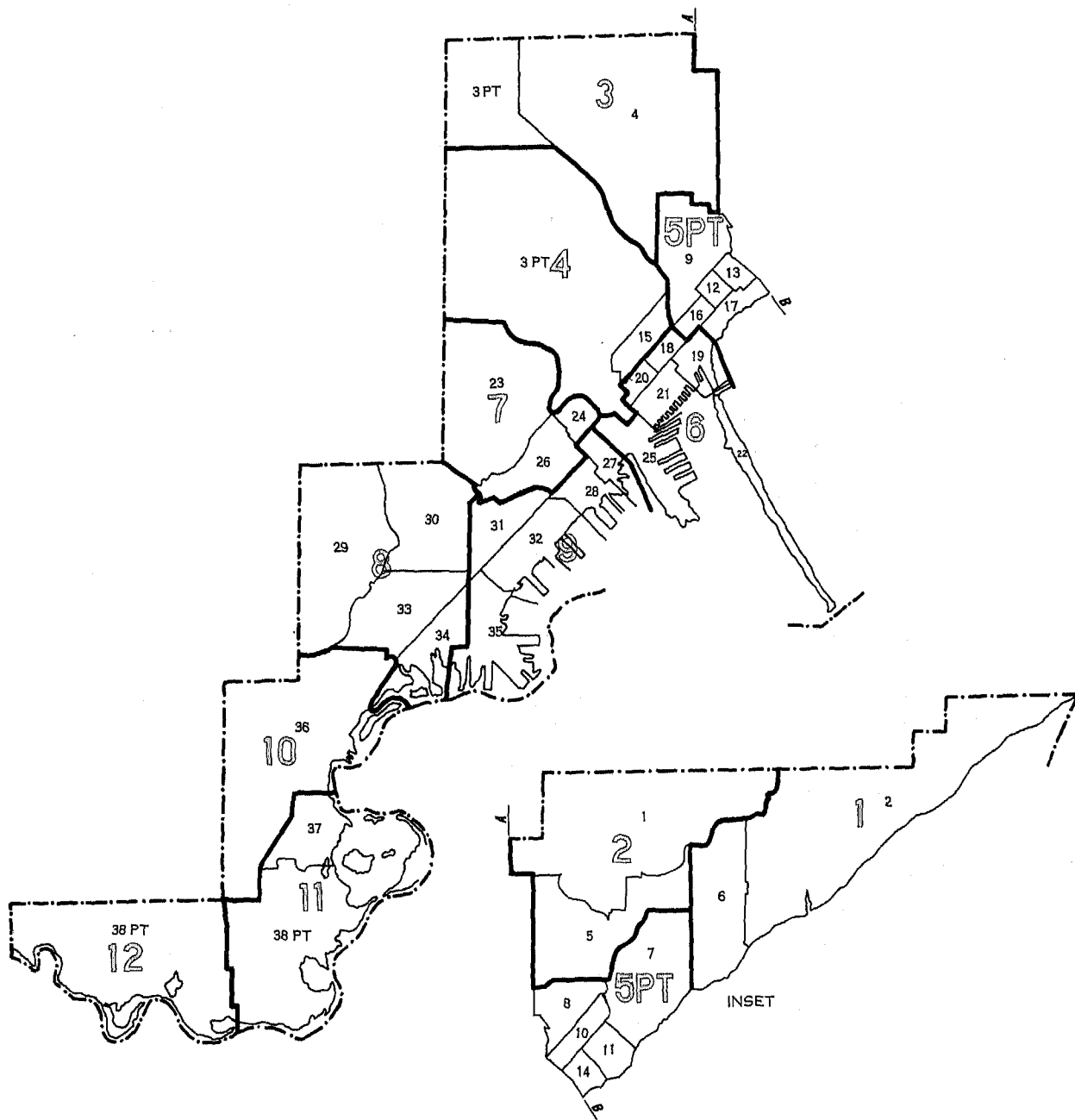
Table 3.—CHARACTERISTICS OF HOUSING FOR CENSUS TRACTS, BY BLOCKS: 1950—Con.

Census tract	Block	All dwelling units by occupancy and tenure					All dwelling units by condition and plumbing facilities			Occupied dwelling units			Contract monthly rent ¹		Value ² of one-dwelling-unit structures	
		Total	Owner occupied	Renter occupied	Vacant non-seasonal not dilap., for rent or sale	Other vacant and non-resident	Number reporting	No private bath or dilap.	No running water or dilap.	Total	Persons per room		Number reporting	Average monthly rent (dollars)	Number reporting	Average value (dollars)
											Number reporting	1.51 or more				
38	283	12	10	2					12	11			2		9	6.111
	285	1														
	286	3	2	1					3	3			1		2	
	287	3	3						3	3					2	
	288	1							3	3					2	
	291	1														
	295	3	3						3	3					3	5.000
	296	2														
	297	6	5	1					6	6	1				5	3.960
	298	8	4	3	1				7	7				2	2	
	299	3	2	1					3	3				1		
	300	1														
	301	3	2	1					3	3				1		
	302	1														
	303	2														
	304	6	4	1		1			5	5		1			4	4.625
	310	1														
	312	2														
	313	1														
	319	2														
324	6															
334	1	2							2	2					2	
335	2															

¹For renter - occupied dwelling units and vacant nonseasonal not dilapidated units, for rent.²For owner - occupied dwelling units and vacant nonseasonal not dilapidated units, for sale only.

DULUTH, MINNESOTA, BY CENSUS TRACTS: 1950

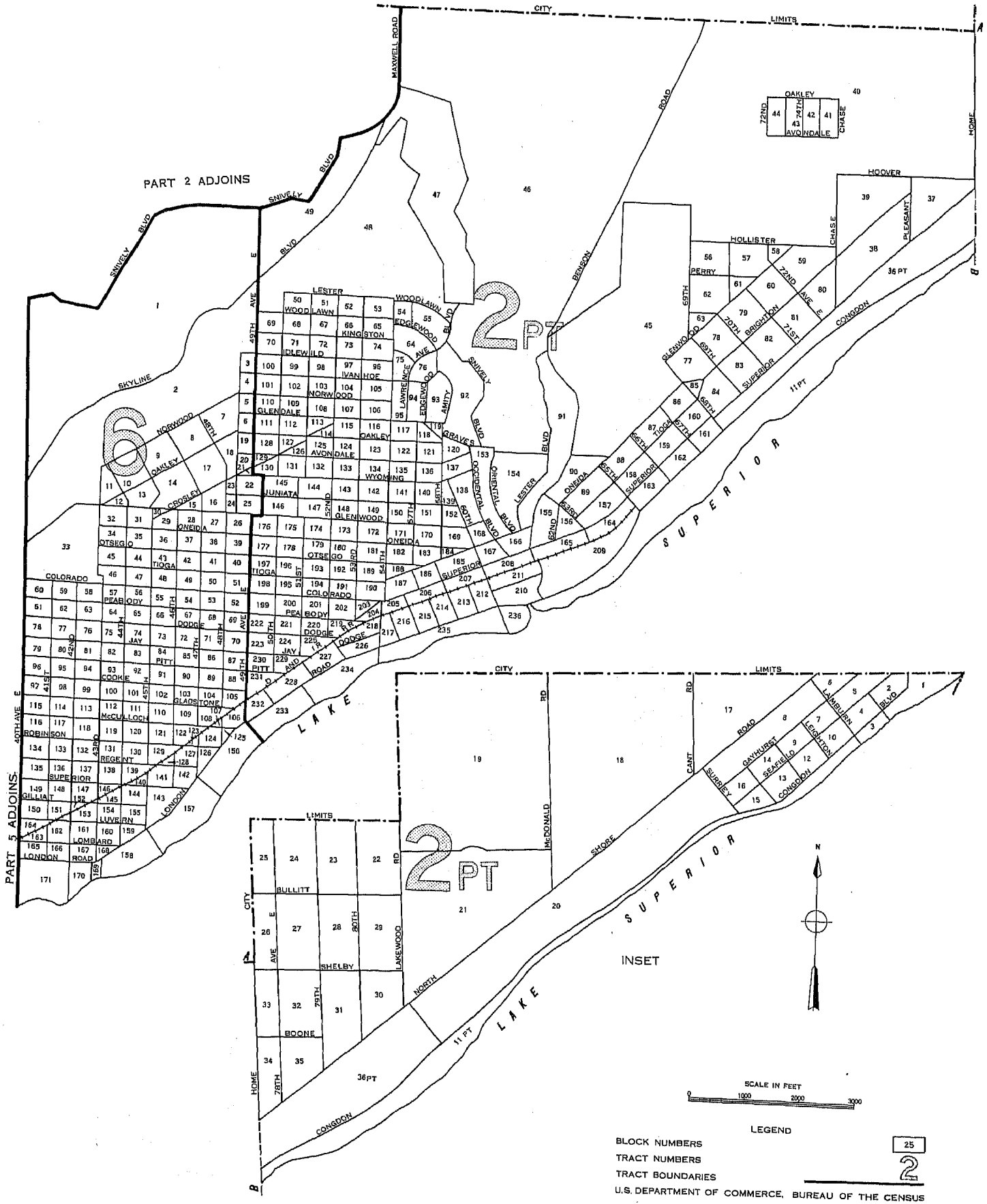
KEY MAP



LEGEND
TRACT NUMBER 9
PART NUMBER 1

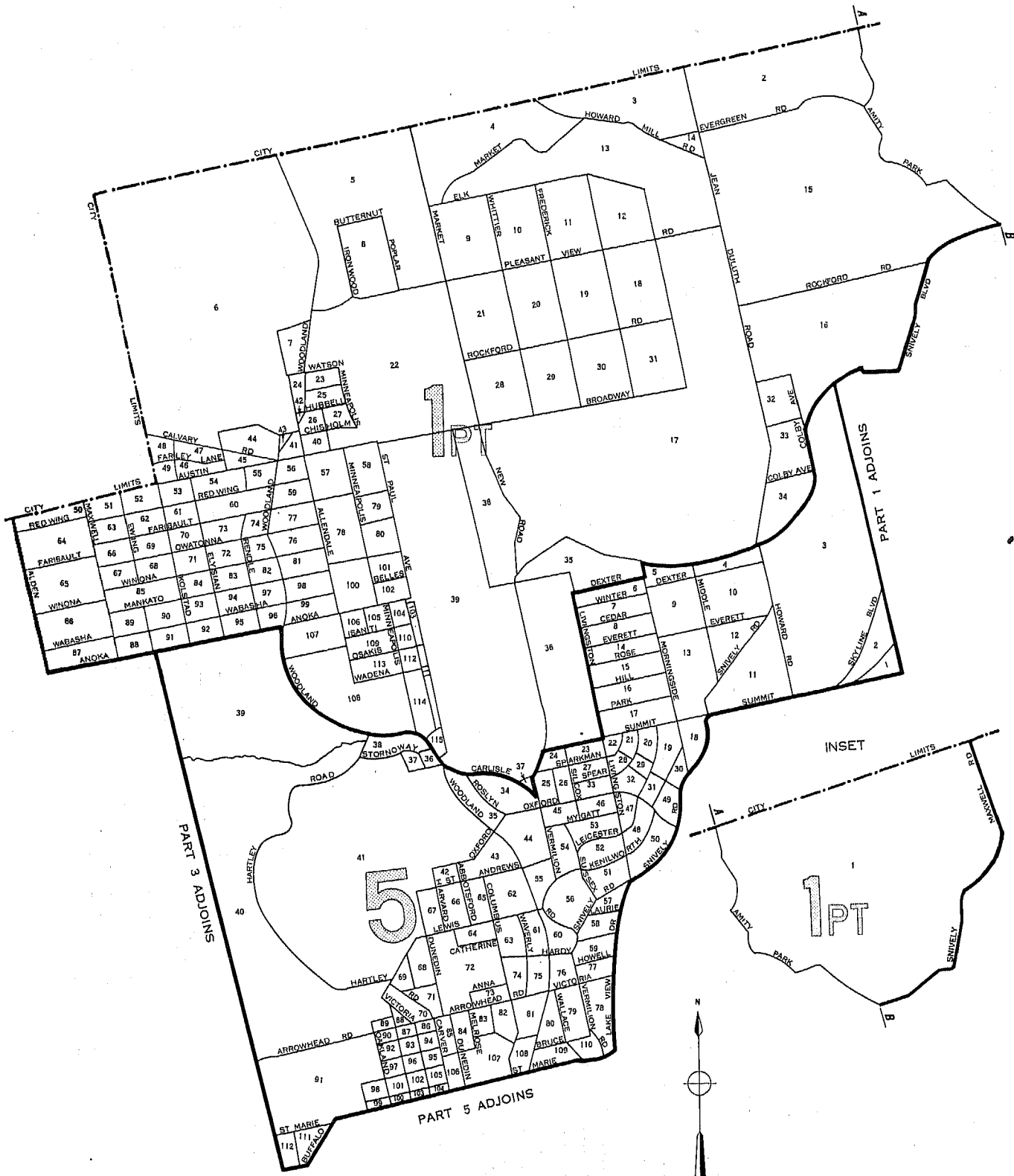
DULUTH, MINNESOTA, BY CENSUS TRACTS AND BLOCKS: 1950

PART 1 OF 12 PARTS



DULUTH, MINNESOTA BY CENSUS TRACTS AND BLOCKS: 1950

PART 2 OF 12 PARTS



LEGEND

BLOCK NUMBERS

TRACT NUMBERS

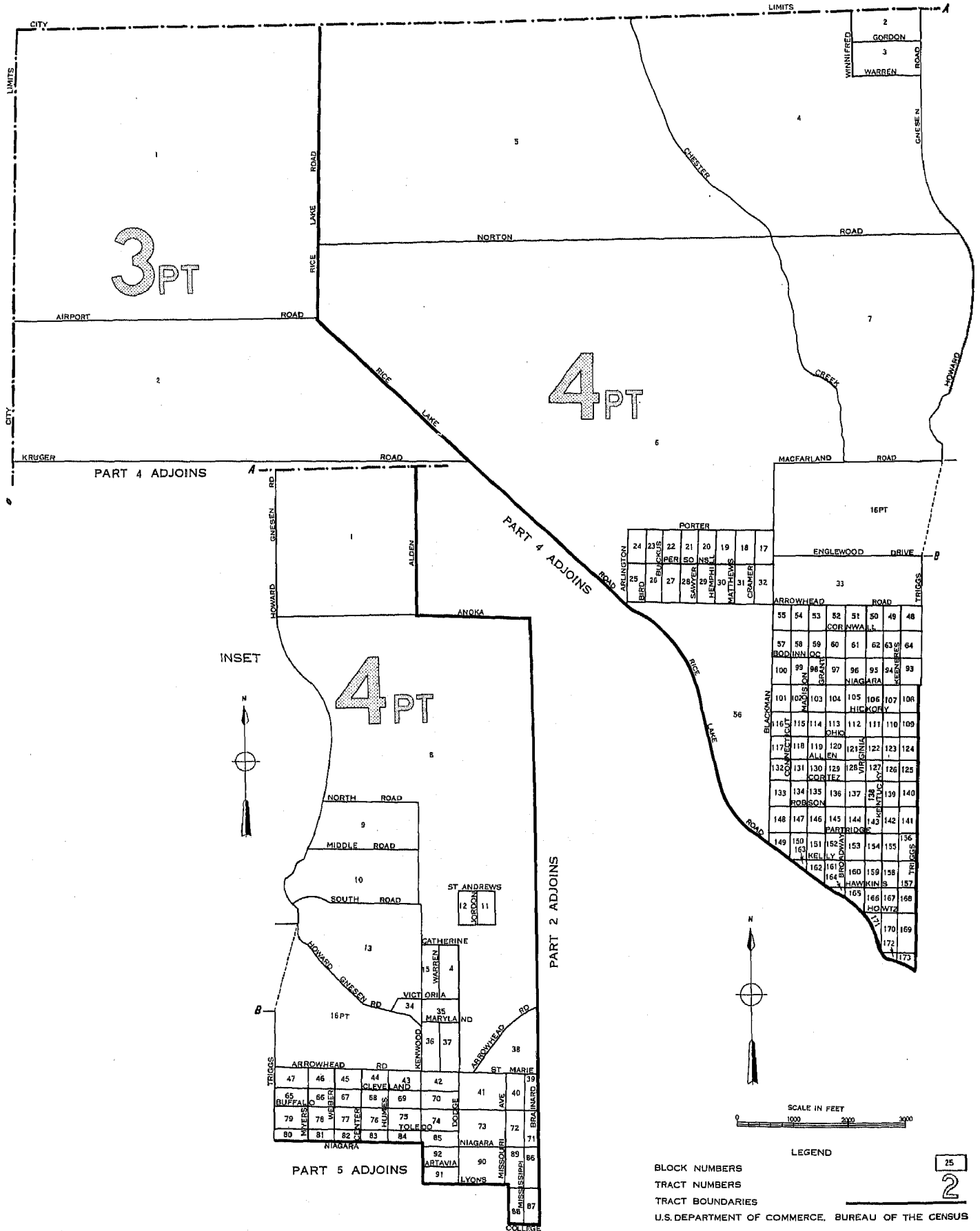
TRACT BOUNDARIES

U.S. DEPARTMENT OF COMMERCE, BUREAU OF THE CENSUS

25

2

DULUTH, MINNESOTA, BY CENSUS TRACTS AND BLOCKS: 1950
PART 3 OF 12 PARTS



DULUTH, MINNESOTA, BY CENSUS TRACTS AND BLOCKS: 1950

PART 4 OF 12 PARTS

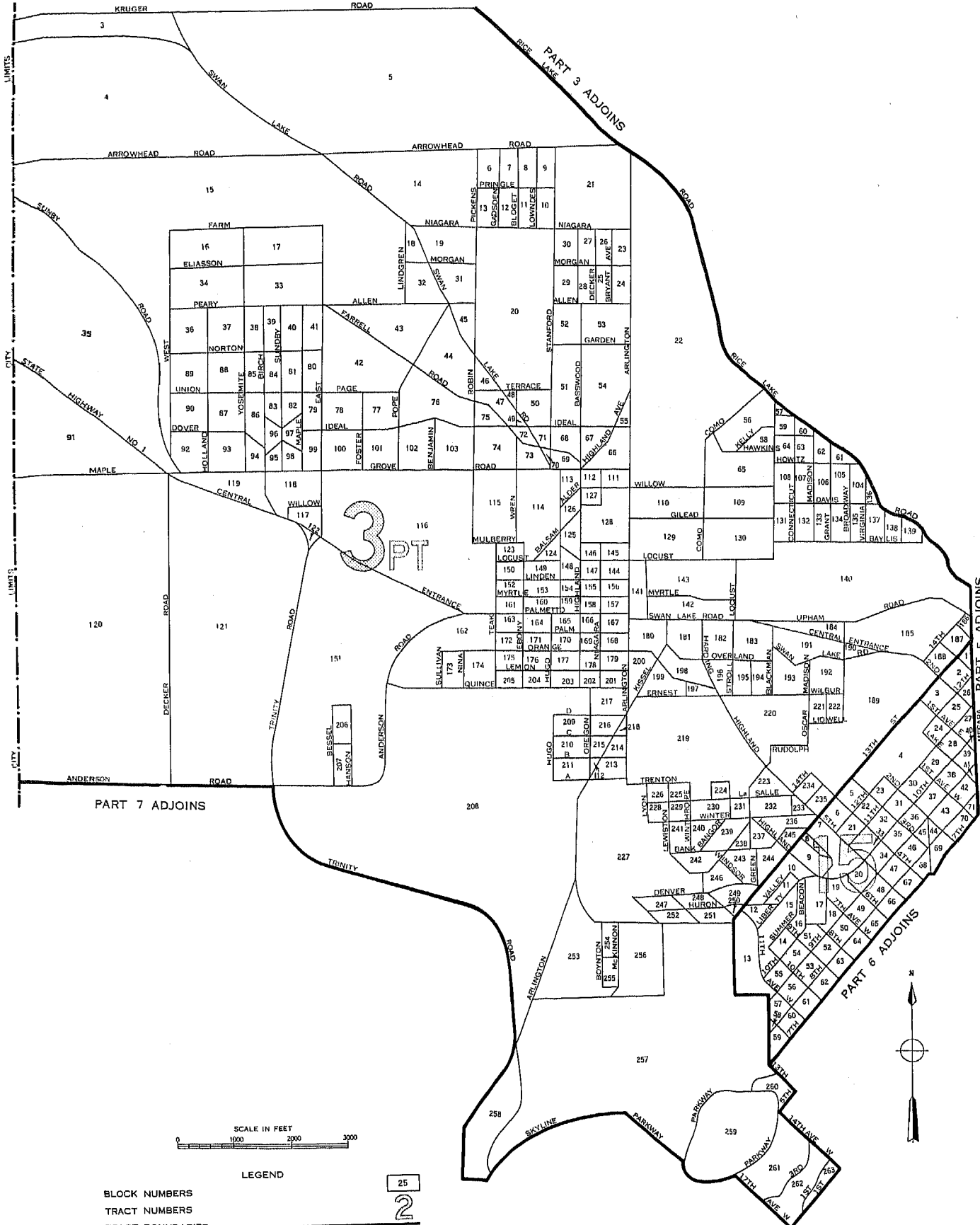
PART 3 ADJOINS

PART 3 ADJOINS

PART 5 ADJOINS

PART 6 ADJOINS

PART 7 ADJOINS



LEGEND

BLOCK NUMBERS

TRACT NUMBERS

TRACT BOUNDARIES

U.S. DEPARTMENT OF COMMERCE, BUREAU OF THE CENSUS

25

2

DULUTH, MINNESOTA, BY CENSUS TRACTS AND BLOCKS: 1950

PART 5 OF 12 PARTS



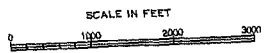
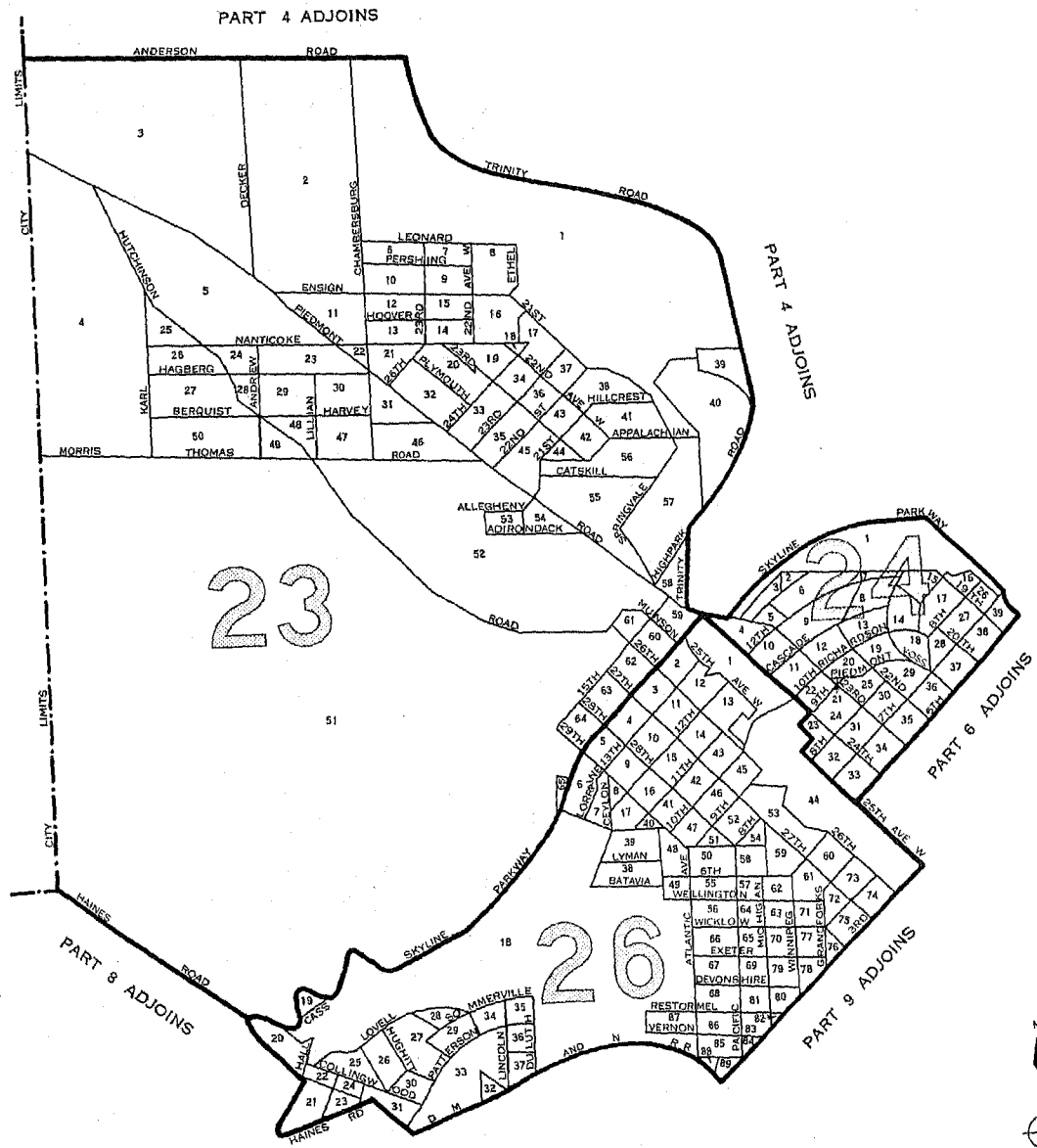
LEGEND

- BLOCK NUMBERS
- TRACT NUMBERS
- TRACT BOUNDARIES
- U.S. DEPARTMENT OF COMMERCE, BUREAU OF THE CENSUS

25

2

DULUTH, MINNESOTA, BY CENSUS TRACTS AND BLOCKS: 1950
 PART 7 OF 12 PARTS



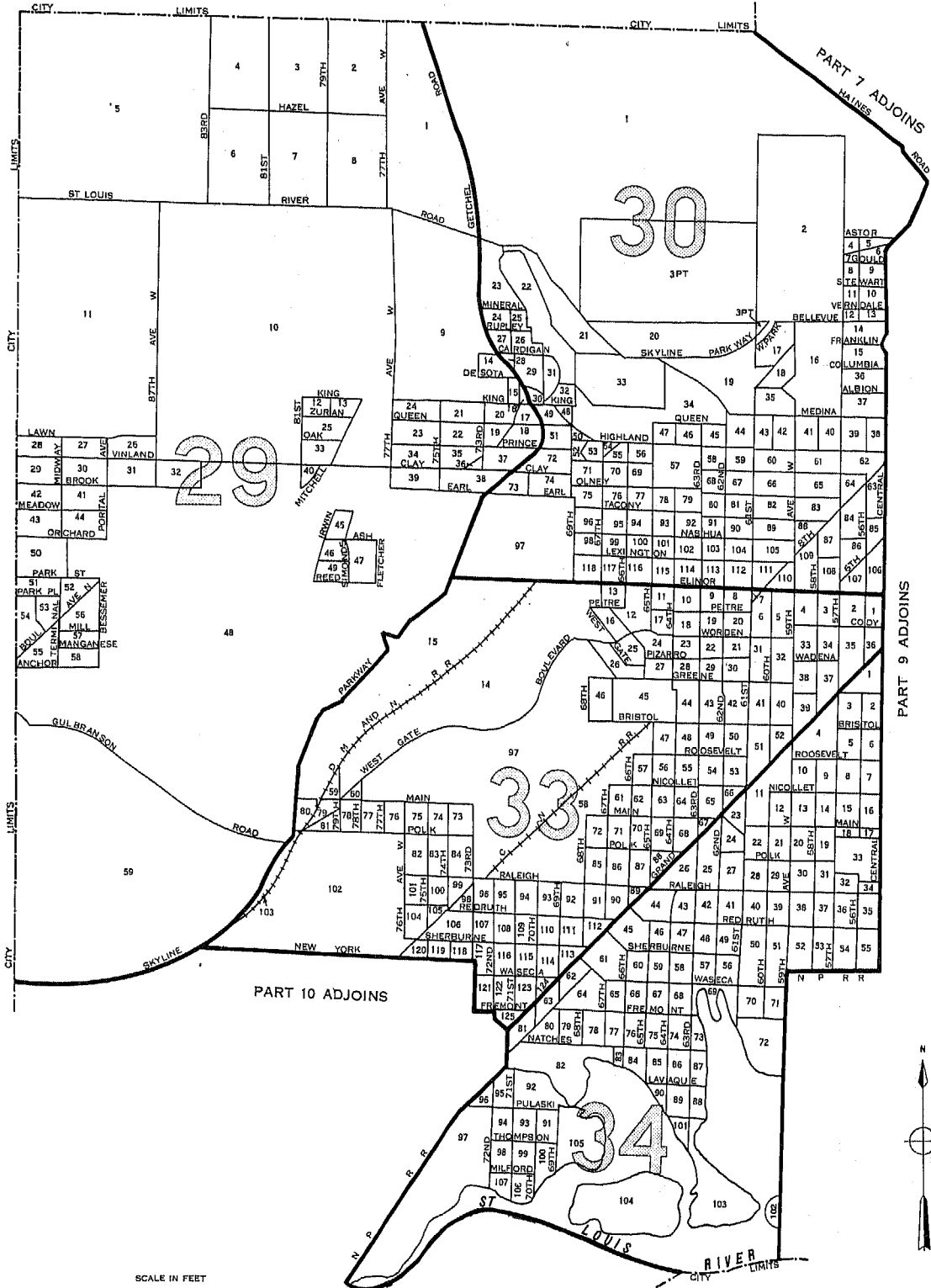
LEGEND

BLOCK NUMBERS
 TRACT NUMBERS
 TRACT BOUNDARIES

U.S. DEPARTMENT OF COMMERCE, BUREAU OF THE CENSUS

DULUTH, MINNESOTA, BY CENSUS TRACTS AND BLOCKS: 1950

PART 8 OF 12 PARTS



LEGEND

BLOCK NUMBERS

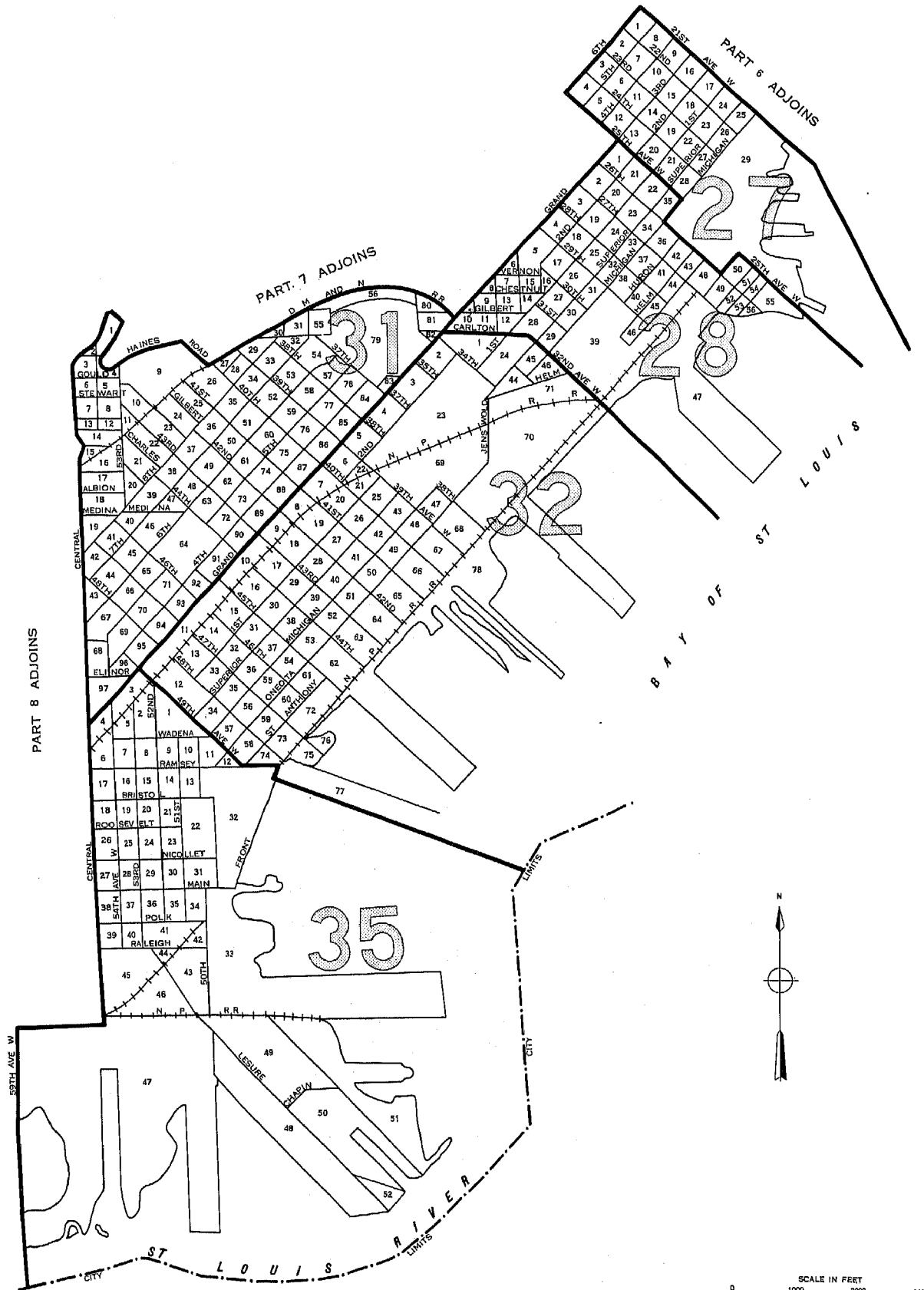
TRACT NUMBERS

TRACT BOUNDARIES

U.S. DEPARTMENT OF COMMERCE, BUREAU OF THE CENSUS

DULUTH, MINNESOTA, BY CENSUS TRACTS AND BLOCKS: 1950

PART 9 OF 12 PARTS

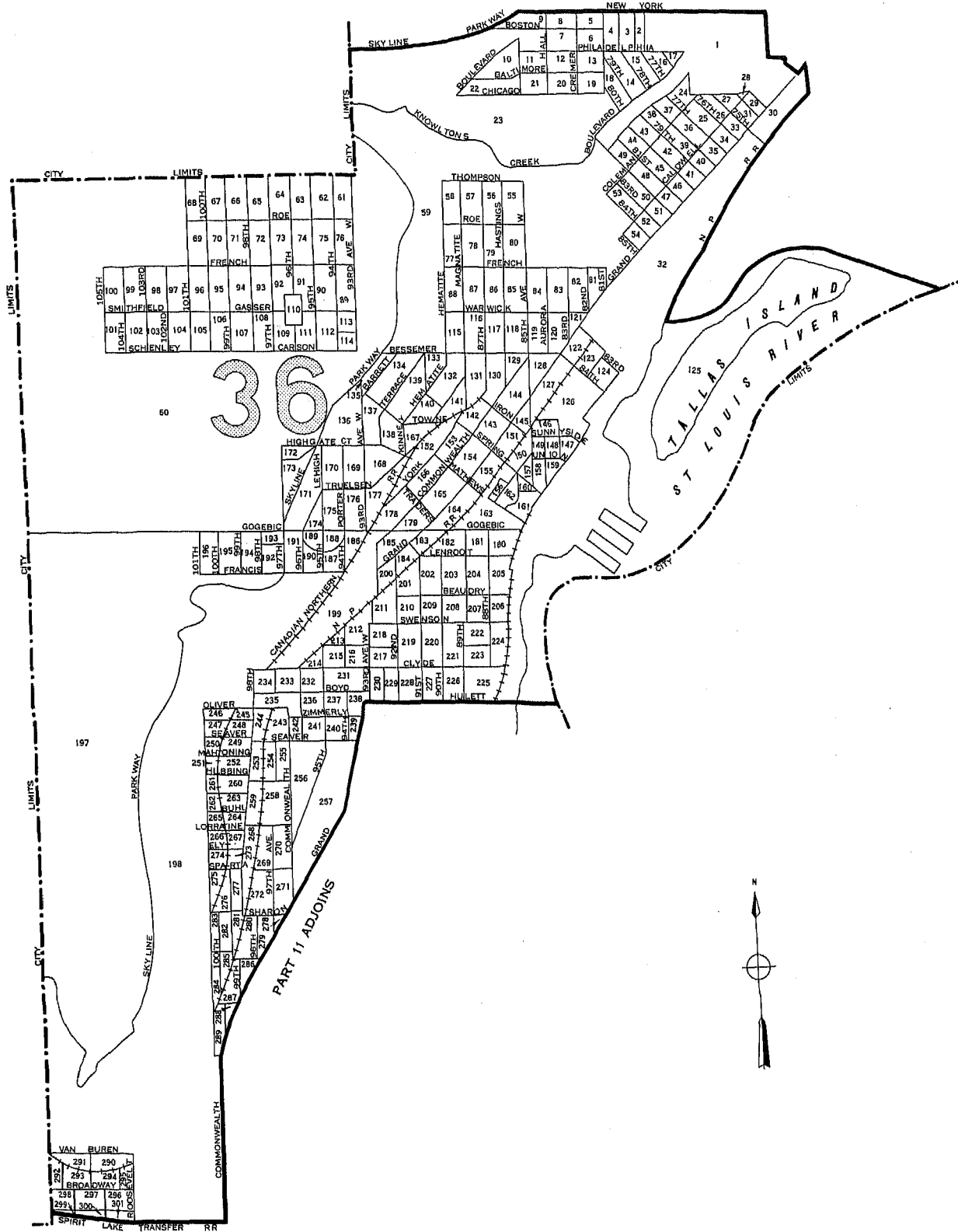


LEGEND

- BLOCK NUMBERS
- TRACT NUMBERS
- TRACT BOUNDARIES
- U.S. DEPARTMENT OF COMMERCE, BUREAU OF THE CENSUS

DULUTH, MINNESOTA, BY CENSUS TRACTS AND BLOCKS: 1950
 PART 10 OF 12 PARTS

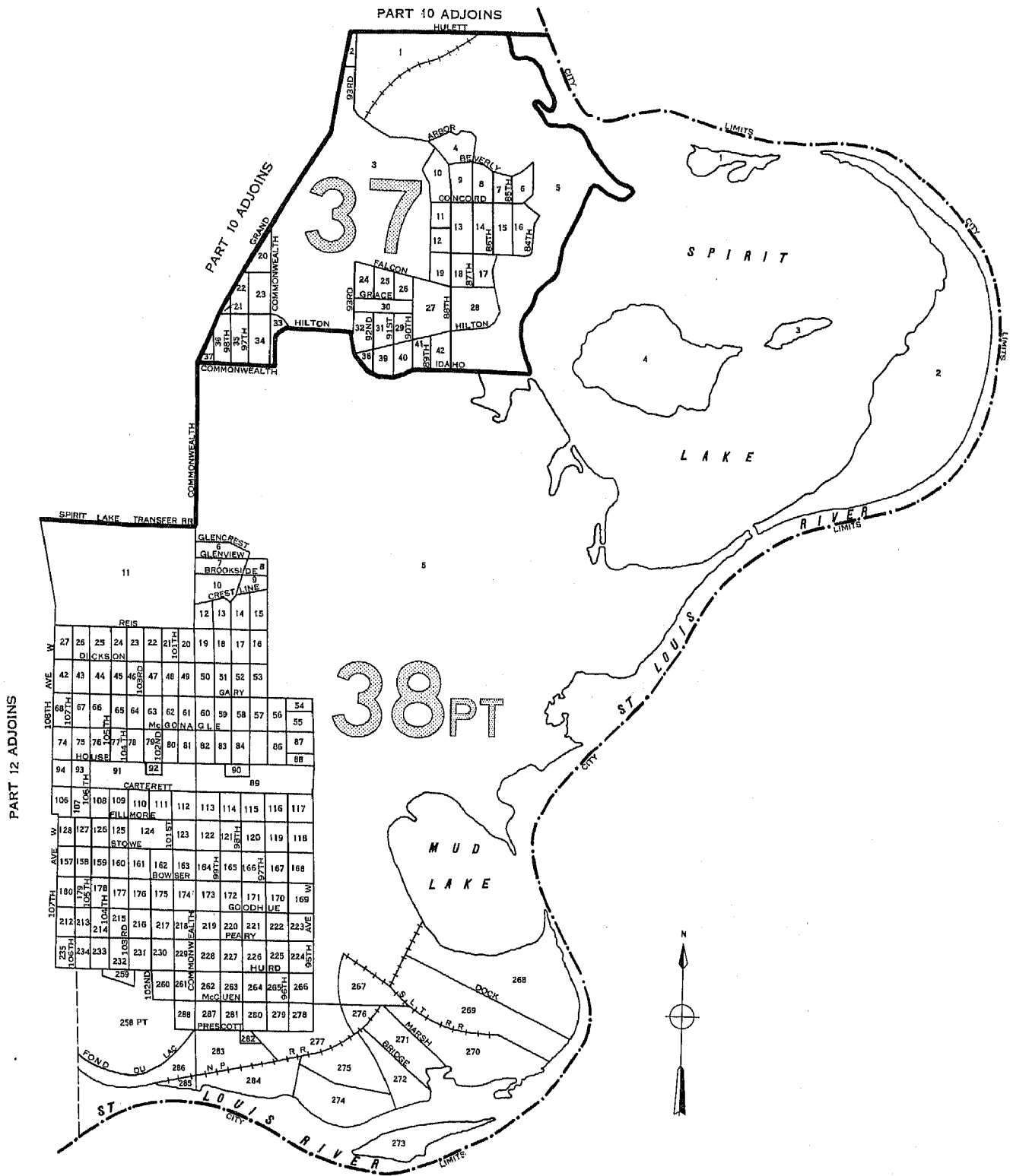
PART 8 ADJOINS



LEGEND

- BLOCK NUMBERS
- TRACT NUMBERS
- TRACT BOUNDARIES
- U.S. DEPARTMENT OF COMMERCE, BUREAU OF THE CENSUS

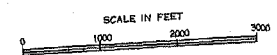
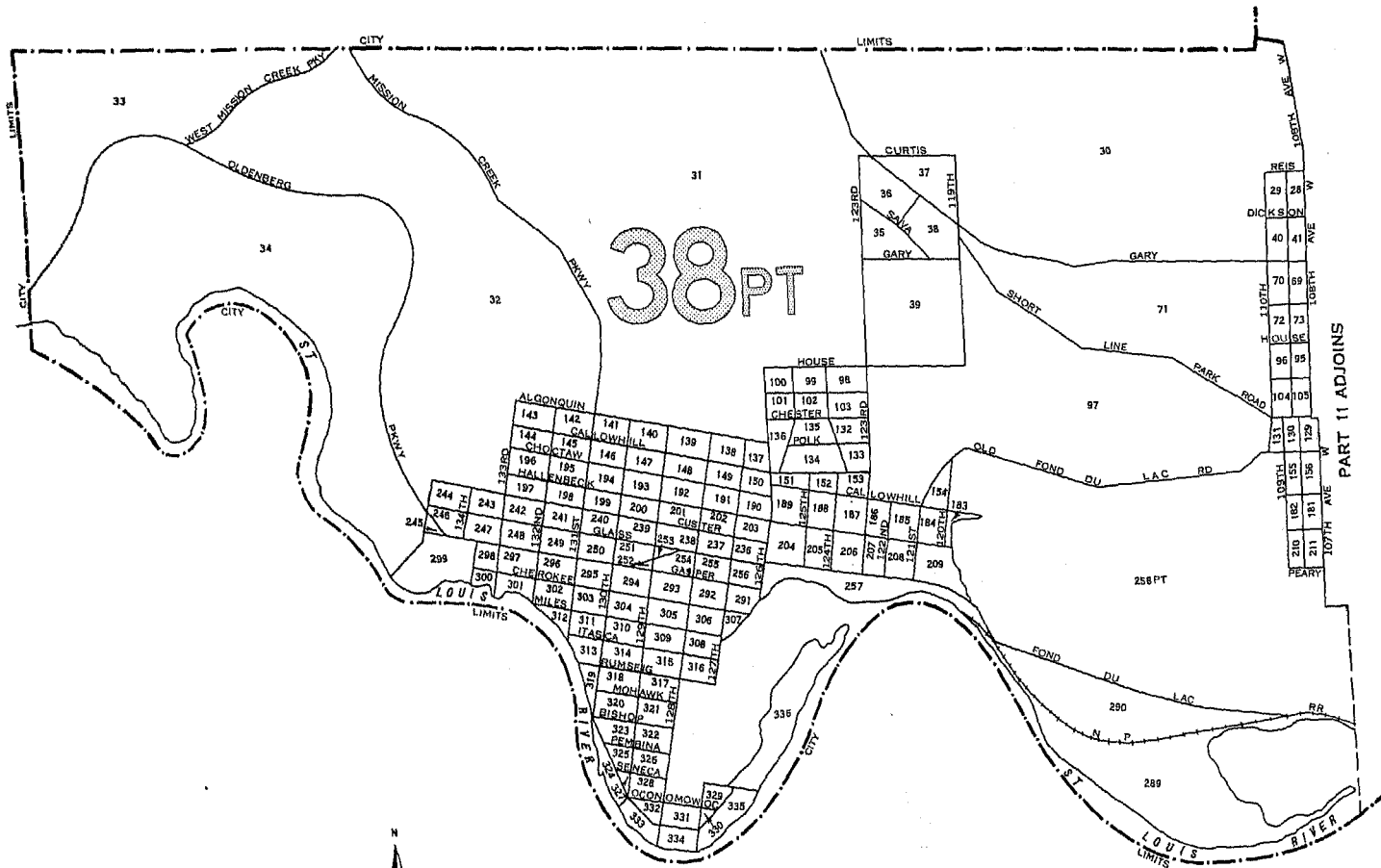
DULUTH, MINNESOTA, BY CENSUS TRACTS AND BLOCKS: 1950
PART 11 OF 12 PARTS



LEGEND

- BLOCK NUMBERS
- TRACT NUMBERS
- TRACT BOUNDARIES
- U.S. DEPARTMENT OF COMMERCE, BUREAU OF THE CENSUS

DULUTH, MINNESOTA, BY CENSUS TRACTS AND BLOCKS: 1950
 PART 12 OF 12 PARTS




LEGEND

BLOCK NUMBERS
 TRACT NUMBERS
 TRACT BOUNDARIES

U.S. DEPARTMENT OF COMMERCE, BUREAU OF THE CENSUS

1950 UNITED STATES CENSUS OF HOUSING

U. S. DEPARTMENT OF COMMERCE • BUREAU OF THE CENSUS



DURHAM, N. C.

**BLOCK
STATISTICS**

U. S. CENSUS OF HOUSING: 1950

Volume

- I General Characteristics
- II Nonfarm Housing Characteristics
- III Farm Housing Characteristics
- IV Residential Financing
- V Block Statistics

Housing statistics for census tracts are to be included in the Population reports on census tracts.

U. S. CENSUS OF POPULATION: 1950

Volume

- I Number of Inhabitants
- II Characteristics of the Population

Succeeding volumes will cover the following subjects:

Census Tracts, Nativity and Parentage, Nonwhite Population by Race, Persons of Spanish Surname, Institutional Population, Differential Fertility, Labor Force Characteristics, Occupation, Industry, Income, Internal Migration, Education, Characteristics of Families and Households.

UNITED STATES CENSUS of HOUSING : 1950
U. S. DEPARTMENT OF COMMERCE BUREAU OF THE CENSUS
CHARLES SAWYER, Secretary ROY V. PEEL, Director



BLOCK STATISTICS

DURHAM
NORTH CAROLINA

Prepared under the supervision of
Howard G. Brunzman, Chief
Population and Housing Division

1950 HOUSING CENSUS REPORT

VOLUME V, PART 54

UNITED STATES GOVERNMENT PRINTING OFFICE 1951

BLOCKS • CENSUS TRACTS



BUREAU OF THE CENSUS

ROY V. PEEL, *Director*

A. ROSS ECKLER, *Deputy Director*
HOWARD C. GRIEVES, *Assistant Director*
CONRAD TAEUBER, *Assistant Director*
MORRIS H. HANSEN, *Assistant Director for Statistical Standards*
ROBERT Y. PHILLIPS, *Assistant Director for Operations*
CALVERT L. DEDRICK, *Coordinator, International Statistics*
FRANK R. WILSON, *Information Assistant to the Director*

Population and Housing Division—

HOWARD G. BRUNSMAN, *Chief*
WAYNE F. DAUGHERTY, *Assistant Chief for Housing*
ROBERT B. VOIGHT, *Assistant Chief for Operations*
HENRY S. SHRYOCK, Jr., *Assistant Chief for Population*
EDWIN D. GOLDFIELD, *Program Coordinator*

Quality and Equipment Statistics—Robert C. Hamer, *Chief*
Inventory Statistics—Carl A. S. Coan, *Chief*
Developmental Programs—J. Hugh Rose, *Chief*
Residential Financing—Junia H. Honnold, *Chief*
Territories and Possessions—Joel Williams, *Chief*
Statistical Sampling—Joseph Steinberg, *Chief*
Statistical Procedure—Morton A. Meyer, *Chief*
Processing Operations—Milton D. Lieberman, *Chief*

Administrative Service Division—WALTER L. KEIHRES, *Chief*
Agriculture Division—RAY HURLEY, *Chief*
Budget Officer—CHARLES H. ALEXANDER
Business Division—HARVEY KAILIN, *Acting Chief*
Field Division—LOWELL T. GALT, *Chief*
Foreign Trade Division—J. EDWARD ELY, *Chief*
Geography Division—CLARENCE E. BATSCHELET, *Chief*
Governments Division—ALLEN D. MANVEL, *Chief*
Industry Division—MAXWELL R. CONKLIN, *Chief*
Machine Tabulation Division—C. F. VAN AKEN, *Chief*
Personnel Division—HELEN D. ALMON, *Chief*

SUGGESTED IDENTIFICATION

U. S. Bureau of the Census. *U. S. Census of Housing: 1950. Vol. V, Block Statistics, Part 54.*
U. S. Government Printing Office, Washington, D. C., 1951.

For sale by the Superintendent of Documents, U. S. Government Printing Office, Washington 25, D. C.,
or any of the Field Offices of the Department of Commerce - Price 15 cents

PREFACE

This report presents statistics on characteristics of dwelling units by blocks for the city. The tabulations are based on data from the 1950 Census of Housing, taken as of April 1, 1950. Authorization for the 1950 Census of Housing as part of the Seventeenth Decennial Census was provided by the Housing Act of 1949, approved July 15, 1949.

The major portion of the information compiled from the 1950 Census of Housing appears in Volume I, *General Characteristics*; Volume II, *Nonfarm Housing Characteristics*; Volume III, *Farm Housing Characteristics*; Volume IV, *Residential Financing*; and Volume V, *Block Statistics*. Volume V consists of separate reports, issued as bulletins for each of the 200 cities which in 1940 or in a subsequent census had a population of 50,000 or more. These reports will not be bound into a single publication.

The subjects covered in both the 1950 and 1940 reports on characteristics of dwelling units by blocks are substantially similar.

This report was prepared under the direction of Howard G. Brunsman, Chief, Population and Housing Division, and Wayne F. Daugherty, Assistant Chief for Housing. Robert C. Hamer, Chief, Quality and Equipment Statistics Section, was in charge of coordinating the content and the format of the report with assistance from Carl A. S. Coan, Chief, Inventory Statistics Section; Floyd D. McNaughton, Chief, Equipment and Facilities Unit; Beulah Washabaugh, Chief, Tenure and Vacancy Unit; and Walter A. Hines. The compilation of the statistics was under the supervision of Robert B. Voight, Assistant Chief for Operations.

The collection of the information on which these statistics are based was under the supervision of Lowell T. Galt, Chief, Field Division. The geographic work, including the assignment of all block numbers and the preparation of maps, was under the supervision of Clarence E. Batschelet, Chief, Geography Division. The data were tabulated under the supervision of C. F. Van Aken, Chief, Machine Tabulation Division.

November 1951.

DURHAM, N. C.

CONTENTS

INTRODUCTION

	Page		Page
General	1	Definitions and explanations—Continued	
Related reports	1	Condition and plumbing facilities	2
Census tracts	1	Persons per room	2
Use of data	1	Color of occupants	2
Comparability with 1940 Housing Census data	1	Contract monthly rent	2
Definitions and explanations	1	Value of one-dwelling-unit structures	2
Dwelling unit	1	Number reporting	2
Occupancy and tenure	2	Block identification	2

TABLES

	Page
Table 1.—Characteristics of housing for the city: 1950	3
Table 2.—Characteristics of housing by census tracts: 1950	3
Table 3.—Characteristics of housing for census tracts, by blocks: 1950	4

Map of city, by blocks, appears following last page of tables.

BLOCK STATISTICS

INTRODUCTION

GENERAL

Volume V of the Reports on Housing consists of a separate report for each of the 200 cities which in 1940, or in a subsequent census prior to 1950, had a population of 50,000 or more. Each report presents for the city, by blocks, tabulations for a limited number of subjects obtained in the Census of Housing. The subjects in these reports are similar to those in the block statistics supplements to Volume I of the reports of the 1940 Census of Housing. The subjects in this report present the number of dwelling units classified by occupancy and tenure, condition and plumbing facilities, persons per room, color of occupants, average contract monthly rent of renter-occupied and selected vacant units, and the average value of one-dwelling-unit owner-occupied and selected vacant structures. In table 1, the statistics for these subjects are summarized for the city. Table 2 contains the statistics for census tracts. In table 3, the data are presented by blocks within census tracts. Maps identifying the location of each block and the census tract boundaries are a part of this report.

Related reports.—Related statistics for this city are contained in the Reports on Housing, Volume I, *General Characteristics*; and in the Reports on Population, Volume I, *Number of Inhabitants*, and Volume II, *Characteristics of the Population*.

The Reports on Housing for each State in Volume I present data on the characteristics of dwelling units for the State by residence (urban, rural nonfarm, and rural farm), for standard metropolitan areas, urbanized areas, counties, for urban places, places of 1,000 to 2,500 inhabitants, and rural-nonfarm and rural-farm dwelling units for each county. Each report includes the following subjects: occupancy, tenure, race of occupants, type of structure, year built, condition and plumbing facilities, water supply, toilet and bathing facilities, number of rooms, number of persons, persons per room, electric lighting, heating equipment, heating and cooking fuels, refrigeration equipment, kitchen sink, radio, television, and, for nonfarm units, the contract monthly rent, gross monthly rent, and value of one-dwelling-unit structures.

Volume I of the Reports on Population shows the 1950 population of each county and of each minor civil division within the county. It also contains figures for each incorporated place, for each unincorporated place with 1,000 or more inhabitants, and for incorporated places of 5,000 or more by wards. A special series of tables presents data for each urbanized area giving the incorporated places and portions of minor civil divisions within it.

Volume II of the 1950 Population Reports contains statistics on the general characteristics of the population. Chapter A of this volume repeats the figures on number of inhabitants as shown in Volume I; Chapter B presents demographic, economic, and social characteristics of the population; and Chapter C gives more detailed cross-classifications for States and large cities and standard metropolitan areas.

Census tracts.—Census tracts are small areas into which certain large cities have been subdivided for statistical and local administrative purposes. In most cases the tracts are permanently established, so that comparison may be made from census to census. The boundaries of tracts are established so as to include approximately equal numbers of inhabitants or equal areas; and each tract is designed to represent an area that is fairly

homogeneous in population characteristics. Although the tracted areas of some cities extend into the suburbs, the data shown in this report are restricted to the tracts within the corporate limits of the city.

Use of data.—The tabulation of housing characteristics for areas as small as city blocks provides descriptive material of considerable value for technical studies of housing in the city. The statistics will be useful in compiling totals for special types of areas that may be defined to meet the requirements of individual investigators. Users of the data should bear in mind that in practically all cases the data for a given block represent the work of only one enumerator. Consequently, housing characteristics for blocks are subject to a wider margin of error than is to be expected in the figures for tracts or wards which represent returns made by a number of enumerators. Misinterpretation of instructions by one enumerator may cause a significant bias in the statistics for a block even though it may have a negligible effect upon the figures for larger areas. For example, the enumeration of "condition" depended to a considerable extent upon the judgment of the individual enumerator. Also, failure to indicate the correct block number for a significant number of dwelling units may introduce errors into the block data.

Comparability with 1940 Housing Census data.—In the 1940 Census of Housing, reports entitled "Block Statistics" were issued as supplements to the first series of Housing bulletins. These supplements consisted of separate reports for each of the 191 cities which had 50,000 inhabitants or more in 1930.

In the 1950 reports, the block numbers used are different, in most cases, from those used in the 1940 reports. Therefore, to compare 1940 and 1950 data for a given block, it is necessary to locate the block on the maps to obtain the corresponding 1940 and 1950 block numbers.

The subjects in both the 1940 and 1950 reports are substantially similar. However, data on number of structures, year built, and mortgage status have been omitted from the 1950 report. Furthermore, in the 1940 reports average contract or estimated monthly rent was reported for all dwelling units while in 1950 average contract monthly rent is reported for some, and average value for other, dwelling units.

DEFINITIONS AND EXPLANATIONS

More detailed and complete definitions are presented in Volume I of the Housing Reports.

Dwelling unit.—In general, a dwelling unit is a group of rooms or a single room, occupied or intended for occupancy as separate living quarters, by a family or other group of persons living together or by a person living alone.

A group of rooms, occupied or intended for occupancy as separate living quarters, is a dwelling unit if it has separate cooking equipment or a separate entrance. A single room, occupied or intended for occupancy as separate living quarters, is a dwelling unit if it has separate cooking equipment or if it constitutes the only living quarters in the structure. Also, each apartment in a regular apartment house is a dwelling unit even though it may not have separate cooking equipment. Excluded from the dwelling unit count are large rooming houses, institutions, dormitories, and transient hotels and tourists courts.

In the 1940 Census, a dwelling unit was defined as the living quarters occupied or intended for occupancy by one household.

A household consisted of a family or other group of persons living together with common housekeeping arrangements, or a person living entirely alone. However, the enumerator was not explicitly instructed to define rooms as dwelling units on the basis of cooking equipment or separate entrance.

The number of dwelling units in the 1950 Census may be regarded as comparable with the number of dwelling units in the 1940 Census. Some living quarters may have been classified as separate dwelling units in the one census and not in the other. Further, in the 1950 Census, living quarters with five or more lodgers were not tabulated as dwelling units; generally, such quarters were included in the 1940 dwelling unit count. However, the net effect of these changes is probably small.

Occupancy and tenure.—Dwelling units are classified by occupancy and tenure into four groups: owner-occupied; renter-occupied; vacant nonseasonal not dilapidated, for rent or sale; and other vacant and nonresident. A dwelling unit is classified as owner-occupied if it was owned wholly or in part by the head of the household or by some related member of his family living in the dwelling unit. All other occupied units are classified as renter-occupied whether or not cash rent was actually paid for living quarters. Rent-free units and living accommodations received in payment for services performed are thus included with the renter-occupied units.

A dwelling unit is considered vacant if no persons are living in it at the time of enumeration. New units not yet occupied were enumerated as vacant dwelling units if construction had proceeded to the extent that all the exterior windows and doors were installed and final usable floors were in place. The classification "Vacant nonseasonal not dilapidated, for rent or sale" is descriptive of the vacant dwelling units reported in this classification. "Other vacant and nonresident" units include all dilapidated and seasonal vacant units as well as the not dilapidated units which were not for rent or sale.

Because of changes in enumeration procedures, the counts of total vacant units in 1940 and 1950 are not strictly comparable. In 1940, vacant units were enumerated if they were habitable; units uninhabitable and beyond repair were excluded from the enumeration. In 1950, units were included regardless of condition if they were intended for occupancy as living quarters. Therefore, no comparison should be made between the data on "vacant nonseasonal not dilapidated, for rent or sale" units from the 1950 Census and data in the 1940 Census reports.

In both censuses, dwelling units occupied entirely by non-residents were included with vacant units not for rent or sale. Trailers, tents, houseboats, and railroad cars which were vacant were excluded from the dwelling unit inventory in both 1950 and 1940.

Condition and plumbing facilities.—Data on condition of a dwelling unit are shown in combination with data for selected plumbing facilities and are, therefore, limited to units for which both condition and plumbing facilities are reported. Plumbing facilities include water supply, toilet facilities, and bathing facilities.

The category "with private bath" includes those dwelling units reported with both a flush toilet and a bathtub or shower inside the structure for the exclusive use of the occupants of the unit. The category "no private bath" includes those dwelling units not having private flush toilet or not having private bathing facilities. The "no running water" category includes units with only piped running water outside the structure or with only other sources such as a hand pump.

A dwelling unit is "dilapidated" when it is run-down or neglected, or is of inadequate original construction, so that it does not provide adequate shelter or protection against the elements or it endangers the safety of the occupants.

Persons per room.—The number of persons per room has been computed for each occupied dwelling unit by dividing the number

of persons in the dwelling unit by the number of rooms in the dwelling unit. All persons enumerated in the Population Census as members of the household (including lodgers, servants, and other nonrelated persons) are counted in determining the number of persons that occupy the dwelling unit. The number of rooms in the dwelling unit includes all rooms available for living quarters throughout the year. Not counted as rooms are bathrooms, closets, pantries, halls, screened porches, and unfinished rooms in the basement and attic.

Color of occupants.—Occupied dwelling units are classified by color of head of household according to the definition used in the 1950 Census of Population. The group designated as "non-white" consists of Negroes, Indians, Japanese, Chinese, and other nonwhite races. Persons who are not definitely Indian or of other nonwhite race are classified as white.

Contract monthly rent.—Contract monthly rent is the rent, at the time of enumeration, contracted for by the renter regardless of whether it includes furniture, heating fuel, electricity, cooking fuel, water, or personal services.

Monthly rent for vacant dwelling units is the amount asked for the dwelling unit at the time of enumeration. The average monthly rent relates to renter-occupied dwelling units and vacant nonseasonal not dilapidated units for rent. Dwelling units which are occupied "rent-free" are not included with the units reporting rent.

Value of one-dwelling-unit structures.—Average value is shown for owner-occupied dwelling units and vacant nonseasonal not dilapidated units which are for sale only. Value is shown only if the unit is in a one-dwelling-unit structure without business and if it is the only dwelling unit included in the property. The value represents the amount for which the owner estimates that the property, including such land as belongs with it, would sell under ordinary conditions and not at a forced sale. For vacant units, value is the sale price asked by the owner.

Number reporting.—Occupancy and tenure are reported for all dwelling units, and color of occupants is reported for all occupied units. The corresponding distributions for these subjects in table 1 are based on all dwelling units and on occupied units, respectively. For all other subjects, the distributions are based on the units for which the specific characteristics are reported, that is, the "Number reporting."

The number of dwelling units for which the enumerator obtained no report on a particular item is shown for the city totals only; however, the number "not reported" can easily be derived for each area in tables 2 and 3 by subtracting the number reporting from the total number of dwelling units (or total occupied).

Block identification.—A map or series of maps is included in this report showing block numbers for each block, number and letter designations for tracts, and the names of principal streets.

Blocks are identified by serial numbers, a separate series of numbers being used for each tract. Thus, the location of each block for which data are presented in table 3 may be determined by referring to the tract and block number shown on the map. Similarly, data for a specific block may be located in the table by reference to the map for identification numbers of the tract and block.

If no dwelling units are reported for a block, the block number is not listed in table 3, although it is shown on the map. Dwelling units for which the block number was not reported are indicated in the table by the symbol "NR." Detailed data are not shown for such dwelling units, nor for blocks containing fewer than three dwelling units. Average monthly rent is not shown when the monthly rent was reported for fewer than three dwelling units. Average value is not shown when the value of one-dwelling-unit properties was reported for fewer than three dwelling units. All dwelling units are included, however, in the statistics for the city and for each tract.

Table 1.—CHARACTERISTICS OF HOUSING FOR THE CITY: 1950

Subject	Number	Percent	Subject	Number	Percent
OCCUPANCY AND TENURE			PERSONS PER ROOM		
All dwelling units.....	18,810	100.0	Occupied dwelling units.....	18,414	...
Owner occupied.....	6,952	37.0	Number reporting.....	18,243	100.0
Renter occupied.....	11,462	60.9	1.50 or less.....	16,370	89.7
Vacant nonseasonal not dilapidated, for rent or sale.....	204	1.1	1.51 or more.....	1,873	10.3
Other vacant and nonresident.....	192	1.0	Not reported.....	171	...
CONDITION AND PLUMBING FACILITIES			CONTRACT MONTHLY RENT		
All dwelling units.....	18,810	...	Renter-occupied, and vacant nonseasonal not dilapidated units, for rent—Number reporting.....	11,174	...
Number reporting.....	18,451	100.0	Total contract monthly rent..... dollars..	331,425	...
With private bath, not dilapidated.....	10,682	57.9	Average monthly rent..... dollars..	29.66	...
No private bath, with running water, not dilapidated.....	4,317	23.4	VALUE OF ONE-DWELLING-UNIT STRUCTURES		
No running water or dilapidated.....	3,452	18.7	Owner-occupied, ¹ and vacant nonseasonal not dilapidated units, for sale only—Number reporting.....	5,704	...
Condition or plumbing facilities not reported.....	359	...	Total value or sale price..... dollars..	48,278,200	...
No private bath or dilapidated.....	7,769	42.1	Average value..... dollars..	8,464	...
COLOR OF OCCUPANTS					
Occupied dwelling units.....	18,414	100.0			
White.....	12,127	65.9			
Nonwhite.....	6,287	34.1			

¹Restricted to 1-dwelling-unit properties.

Table 2.—CHARACTERISTICS OF HOUSING BY CENSUS TRACTS: 1950

Census tract	All dwelling units by occupancy and tenure					All dwelling units by condition and plumbing facilities			Occupied dwelling units			Contract monthly rent ¹		Value ² of one-dwelling-unit structures		
	Total	Owner occupied	Renter occupied	Vacant nonseasonal not dilap., for rent or sale ³	Other vacant and nonresident	Number reporting	No private bath or dilap.	No running water or dilap.	Total	Persons per room		Number reporting	Average monthly rent (dollars)	Number reporting	Average value (dollars)	
										Number reporting	1.51 or more					Occupied by non-white
TOTAL	18810	6952	11462	204	192	18451	7769	3452	18414	18243	1873	6287	11174	29.66	5704	8,464
1	809	625	150	25	9	796	24	10	775	760	14	2	154	59.96	582	8,623
2	864	452	380	21	11	854	147	47	832	824	14	19	376	44.69	358	10,739
3	2187	887	1248	37	15	2149	417	190	2135	2111	133	361	1237	45.63	723	11,654
4	1837	1014	793	17	13	1812	401	190	1807	1787	58	32	758	36.61	887	9,424
5	1982	455	1486	22	19	1907	954	419	1941	1933	266	987	1467	29.37	334	5,659
6	438	214	217	3	4	423	69	11	431	424	11	1	202	38.01	166	7,440
7	1113	479	617	6	11	1096	374	175	1096	1083	72	119	595	33.09	396	15,907
8	794	136	640	8	10	783	341	77	776	767	78	155	613	32.61	91	8,909
9	875	229	633	4	9	864	594	179	862	855	180	745	620	20.96	190	4,896
10	2021	1021	982	9	9	2016	649	161	2003	1994	83	42	938	28.29	826	6,035
11	1788	368	1376	21	23	1762	1016	424	1744	1739	221	200	1339	26.00	245	5,042
12	2342	361	1945	11	25	2268	1840	972	2306	2275	491	2118	1922	18.69	286	4,584
13	1075	519	540	6	10	1047	444	225	1059	1048	117	1034	507	23.90	455	6,972
14	685	192	455	14	24	674	499	372	647	643	148	472	446	18.59	165	4,596

¹For renter-occupied dwelling units and vacant nonseasonal not dilapidated units, for rent.

²For owner-occupied dwelling units and vacant nonseasonal not dilapidated units, for sale only.

HOUSING—BLOCK STATISTICS

Table 3.—CHARACTERISTICS OF HOUSING FOR CENSUS TRACTS, BY BLOCKS: 1950

[Detailed statistics not shown for blocks containing fewer than 3 dwelling units, nor for dwelling units not allocated by blocks (designated by NR)]

Census tract	Block	All dwelling units by occupancy and tenure					All dwelling units by condition and plumbing facilities			Occupied dwelling units			Contract monthly rent ¹		Value ² of one-dwelling-unit structures		
		Total	Owner occupied	Renter occupied	Vacant non-seasonal not dilap., for rent or sale	Other vacant and non-resident	Number reporting	No private bath or dilap.	No running water or dilap.	Total	Persons per room		Occupied by non-white	Number reporting	Average monthly rent (dollars)	Number reporting	Average value (dollars)
											Number reporting	1.51 or more					
1	1	10	7	2		1	9		9	8			2		4	9,500	
	3	16	14	2			16		16	16			2		13	7,384	
	4	14	12	2			14		14	13			2		12	12,041	
	6	14	9	5			14		14	14			5	56.20	9	8,144	
	7	18	17	1			18	1	18	18			1		17	8,264	
	8	7	7				6	1	7	7					7	6,785	
	9	1															
	10	13	10	3			13		13	13			2		10	8,030	
	11	5	4	1			5		5	4			1		4	7,500	
	14	17	13	2	4		17	1	13	13			1		10	7,700	
	16	4	2	2			3	1	4	4			2		2	8	
	19	8	3	5			8		8	8			2		8	9,187	
	22	13	7	2		3	13		10	10			7	51.00	3	7,200	
	23	8	3	5			8		8	8			2		5	7,900	
	24	20	19	1			20		20	20			2		17	8,382	
	25	17	15	2			17		17	17			1		15	9,753	
	26	15	11	4			15		14	14			1		11	9,363	
	27	7	6	1			7		7	7			1		6	9,916	
	28	7	7				7		7	6			1		6	12,000	
	29	5	3	2		1	5		4	4			1		3	8,666	
	30	6	6				6		6	6					6	7,166	
	31	3	3				3		3	3					3	8,333	
	32	40	35	5			39		40	40			4	71.25	35	8,085	
	33	22	19	3			22		22	22			3	76.00	19	7,947	
	34	20	18	2			19		20	20			1		16	7,437	
	35	12	12				12		12	12					10	7,800	
	36	23	17	6			23		17	17			2		18	7,650	
	37	19	19		4		19		19	19			2		17	9,470	
	38	31	19	12			30		31	31			12	641.6	17	10,294	
	40	15	9	6			14		15	14			6		8	7,437	
	42	15	13	2			15		14	12			1		14	9,714	
	43	10	10		1		10		10	10					9	9,577	
	45	26	20	6			26	2	23	23			4	44.50	21	8,014	
	48	20	18	2			19	2	20	20			2		15	9,833	
	50	11	10	1			11		10	10					11	7,545	
	51	11	9	2			11	1	11	11			2		7	21,028	
	52	5	4	1			5	1	5	5			1		4	7,500	
	53	5	5				5		5	5					5	7,500	
	54	20	16	4		2	20		18	18			2		15	8,966	
	55	16	16				15	1	16	16					12	8,291	
	56	28	16	11	1		28	1	27	24			12	65.25	8	8,375	
	57	31	17	14			31		26	24			14	70.14	16	8,156	
	58	22	17	5			22	6	21	21			5	39.60	14	7,357	
	59	17	14	3	1		17		17	17			3	46.66	13	7,384	
	60	14	12	2			14		14	14			1		12	7,333	
	61	11	10	1			11		11	11			1		10	7,800	
	62	13	7	6		1	13		12	12			5	69.00	6	8,333	
	63	7	7				7		7	7					7	8,571	
	64	2															
	65	20	13	7	1	1	20	1	18	18			6	38.66	13	7,692	
	66	25	10	15	2		25	2	23	22			14	63.64	11	8,545	
	67	7	3	4			7		7	7			4	75.00	3	17,333	
	68	9	1	8			9		9	9			8	65.62	1		
	69	21	19	2			21		21	20			1		19	8,226	
	72	19	17	2			19		19	18			1		17	8,264	
	73	8	6	2		1	8		7	7			2		4	7,500	
	74	1	1				1		1	1			2		4	7,500	
	75	9	6	3		1	9	2	8	8			3	45.00	6	7,966	
2	1	33	27	6			33	5	33	33			6	45.83	22	9,454	
	2	7	2	5			7	2	7	7			5	42.60	2		
	5	1															
	6	9	7	2			9		9	9			2		7	10,857	
	8	3	3				3		3	3					3	20,666	
	12	2															
	13	16	10	6		2	16	3	14	14			6	54.33	8	6,625	
	14	12	7	5			12	6	12	12			5	38.20	4	7,500	
	15	12	8	4			12	1	12	12			4	66.25	8	11,312	
	16	12	11	1			11		12	12			1		11	11,090	
	17	7	5	2			7		7	7			2		4	16,250	
	19	12	8	4			12		10	9			2		7	23,857	
	20	22	14	8		1	22	1	22	22			8	52.87	13	20,653	
	21	13	10	3			13		13	13			3	59.33	9	20,555	
	22	4	2	2			4		3	3			1		1		
	23	26	22	4		1	26		26	26			4	62.50	22	11,795	
	24	8	5	3		2	8	2	6	6			3	34.33	3	10,333	
	25	12	3	9			12	8	12	12			9	55.55	1		
	26	12	8	4		1	12		11	11			3	42.00	7	19,000	
	27	5	4	1			5		5	5			1		4	14,500	
	28	7	6	1			7	2	7	7		1	1		5	13,000	
	29	2															
	31	3	2	1			3	1	3	3			1		1	2	
	32	3	2	1			3	3	3	3			1		1	2	
	34	2															
	35	6	5	1			6	1	6	6		1	1		4	4,875	
	36	4	2	2			4	1	4	4			1		1		

¹For renter - occupied dwelling units and vacant nonseasonal not dilapidated units, for rent.
²For owner - occupied dwelling units and vacant nonseasonal not dilapidated units, for sale only.

Table 3.—CHARACTERISTICS OF HOUSING FOR CENSUS TRACTS, BY BLOCKS: 1950—Con.

Census tract	Block	All dwelling units by occupancy and tenure					All dwelling units by condition and plumbing facilities			Occupied dwelling units			Contract monthly rent ¹		Value ² of one-dwelling-unit structures	
		Total	Owner occupied	Renter occupied	Vacant non-seasonal not dilap., for rent or sale	Other vacant and non-resident	Number reporting	No private bath or dilap.	No running water or dilap.	Total	Persons per room		Number reporting	Average monthly rent (dollars)	Number reporting	Average value (dollars)
											Number reporting	1.51 or more				
2	38	13	8	5		13	2		13	13		5	37.60	7	8,714	
	39	3	3			3			3	3				3	6,000	
	40	11		5		11	1		11	11		5	4,440	5	12,000	
	41	18	10	8		18	2		18	18		8	4,300	8	9,125	
	42	9		3		9			9	9		3	5,766	3	11,000	
	43	3		5		3			3	3		5	5,560	3	10,666	
	44	5		4		5			5	5	1	1		4	11,750	
	45	1		4		1			1	1		4	2,450	4	8,250	
	46															
	47	12	8	4		9	8	3	12	11	2	4	1,375	5	7,400	
	48	23	18	5		23	15	6	23	23	1	5	14.80	12	3,116	
	49	12	8	4		12			12	10		3	78.33	5	9,460	
	50	18	12	6		18			17	17	4	4	4,725	9	12,255	
	51	21	11	10	1	20	1	2	19	18		8	5,735	8	12,125	
	52	21	11	10		21			20	20		9	50.88	9	7,666	
	53	11	9	2		11	3		11	11		8	41.87	2		
	60	9	6	3		9			9	9		2		5	7,600	
	61	16	9	7		16			10	10		4	55.00	11	7,727	
	62	21	15	6		21			17	17		20	40.30	7	7,714	
	63	27	20	7		27		1	27	27		20	37.45	4	7,250	
	64	26	13	13	1	25	11		25	24	2	10	38.70	6	11,000	
	65	22	10	12		22	2		22	22		10	42.50	12	12,208	
	66	26	15	11		26			26	26		10	62.70	11	13,363	
	67	20	8	12		20			20	19		11	66.72	3	14,000	
	69	6				6			6	6		5	14.40			
	70	25	4	18	2	25	5	1	22	22	2	20	66.85	2		
	71	42	11	31		42	13	8	42	41	4	31	32.00	7	5,428	
	72	18	3	14	1	18			17	17		13	28.07	2		
	73	37	11	26		37	7	5	33	33	1	21	45.28	8	11,687	
	74	35	11	24		35	12	2	35	35		24	36.62	7	10,142	
	75	24	9	15		24			24	24		14	35.28	8	8,750	
	76	26	13	13		26			26	26		12	36.50	9	6,111	
	77	22	10	12		22	9		22	22		12	49.75	9	6,777	
	78	10	8	2		10	2		10	10		2		7	9,142	
	79	1				1			1	1						
3	1	4	4			4			4	4				4	16,375	
	2	2				2			2	2						
	3	2				2			2	2		3	45.00	3	9,000	
	4	7	3	4		7	2	1	7	7		2		6	10,416	
	5	8	2	6		8			8	8		3		3	7,500	
	6	3				3			3	3		11	68.00	3	7,200	
	7	15	4	11		15			15	15		4	42.50	5	9,800	
	8	10	6	4		10	3	1	10	10		9	50.66	8	9,937	
	9	21	12	9		21			21	21						
	10	1				1			1	1						
	11	24	12	12		24	6	5	24	24	3	7	29.00	8	8,500	
	14	8	4	4		8	2		8	8		4	31.25	4	4,750	
	15	13	7	6		13	2	1	13	13	3	1	38.16	5	6,840	
	16	3				3			3	3		3	18.66	5	6,160	
	17	2				2			2	2						
	18	4	4			4	1	1	4	4		1		4	6,875	
	19	5				5			5	5		2		5	6,600	
	20	35	9	26		35	23	16	35	35	8	25	20.15	9	3,911	
	21	34	8	26		34	17	17	34	34	7	34	26	7	3,614	
	22	17	11	6		17			17	17		6	52.33	11	6,409	
	23	21	12	9	1	21	1		20	20		6	52.25	13	4,561	
	24	9	7	2		9			9	9		7	41.14	1		
	26	27	19	8	1	27	15	13	26	26	1	19	48.42	7	4,428	
	27	36	7	29		36			35	34		28	22.57	5	3,340	
	28	22	11	11		22	17	16	22	22		15	19.33	6	2,316	
	29	33	7	26		33	12	1	32	32		31	23.38	3	5,833	
	30	26	10	16		26	4		25	25		16	41.68	3	9,333	
	31	25	8	17		25			25	25		17	45.58	4	9,000	
	33	11	11			11			11	11				11	19,636	
	34	13	13			13			13	13				13	19,000	
	35	13		1		13			13	13		1		10	20,200	
	36	17	14	3		17			17	17		2		14	11,407	
	37	10	7	3		10	1		10	10		7	50.00	10	10,350	
	38	5	4	1		5			5	5		4	42.75	1		
	39	8	5	3		8			8	8		3	59.00	5	11,400	
	40	28	18	10		28			28	28	1	10	59.60	16	9,450	
	41	12	10	2		12			12	12		2		9	12,444	
	42	2				2			2	2						
	44	23	22	1		23			22	22		1		22	9,568	
	45	16	14	2		16			16	16		2		14	9,857	
	46	15	13	2		15			15	15		2		13	12,115	
	47	13	11	2		13	1	1	13	13		2		10	15,300	
	48	9	9			9			9	9				9	23,333	
	49	6	6			6	1	1	6	6				6	24,666	
	50	24	10	13	1	24	5		23	23		13	49.15	9	8,555	
	51	35	7	28		35	4		35	35	5	15	37.42	6	8,500	
	52	42	16	26		42	30	9	42	42	7	26	18.80	12	6,500	
	53	27	9	17	1	26	21	5	26	26	7	25	19.23	8	1,862	
	54	32	25	7	2	30	24		30	30	4	26	17.65	4	5,250	
	55	18	6	11	1	17			17	16		11	31.63	6	6,050	

¹For renter - occupied dwelling units and vacant nonseasonal not dilapidated units, for rent.
²For owner - occupied dwelling units and vacant nonseasonal not dilapidated units, for sale only.

HOUSING—BLOCK STATISTICS

Table 3.—CHARACTERISTICS OF HOUSING FOR CENSUS TRACTS, BY BLOCKS: 1950—Con.

Census tract	Block	All dwelling units by occupancy and tenure					All dwelling units by condition and plumbing facilities			Occupied dwelling units			Contract monthly rent ¹		Value ² of one-dwelling-unit structures	
		Total	Owner occupied	Renter occupied	Vacant non-seasonal not dilapidated, for rent or sale	Other vacant and non-resident	Number reporting	No private bath or dilapidated	No running water or dilapidated	Total	Persons per room		Number reporting	Average monthly rent (dollars)	Number reporting	Average value (dollars)
											Number reporting	1.51 or more				
3	56	29	8	21		28	4	2	29	29	1	21	4 57.1	7	71.42	
	57	31	5	25		31	23	4	30	30	5	25	23.76	3	9.266	
	58	24	9	15		23	19	4	24	24	4	22	14.55	8	4.500	
	59	26	11	14	1	26	12	11	25	25	5	13	21.15	8	6.500	
	60	28	6	22		23			28	28	5	21	50.23	5	8.600	
	61	29	9	20		29	4		29	29	1	20	46.35	7	91.42	
	62	8	7	1		8			8	8		1		7	148.57	
	63	10	9	1		10			10	10		2		9	15.555	
	64	21	17	2	2	20	2		19	19		1		16	11.562	
	65	28	6	20		25			26	25		19	76.05	5	79.00	
	67	4	4			4			4	4				3	10.500	
	68	19	4	14	1	18	1	1	17	17	1	14	73.00	3	9.000	
	69	13	9	3	1	13			12	12		3	75.00	8	8.250	
	70	10	10			10	5	5	10	10				10	5.700	
	71	68	6	50	7	62			56	56		56	77.62	6	8.233	
	72	11	8	2	1	11	2		10	10		2		8	12.625	
	73	25	18	7		25			25	25		7	63.28	17	15.647	
	74	17	2	13	1	16	7		15	15		14	45.85	1		
	75	15		14	1	15			14	14		15	43.26			
	76	35	11	23	1	33	7	5	34	33	2	22	48.63	6	11.666	
	77	33	11	21	1	33	7	3	32	32	1	21	59.33	5	8.400	
	78	37	10	26	1	37	6	2	36	36	1	25	42.08	8	11.500	
	79	8	5	3		8			8	8		3	61.66	2		
	80	15	9	5	1	15			14	14	1	5	49.20	10	13.800	
	81	33	21	12		33	3		33	31		12	62.83	17	11.352	
	82	35	16	18	1	35			34	34		18	59.50	13	9.230	
	83	11	9	1	1	11			10	10		10	52.50	1		
	84	6	5	1		6			6	6		1		4	9.500	
	85	5	5			5			5	5		5	52.20			
	86	36	8	28		36	15	2	36	36	8	15	25.96	7	9.428	
	87	4	1	3		4			4	4		3	56.66	1		
	88	22	14	8		22			22	22		7	73.28	13	12.076	
	89	34	22	12		34			34	34		11	52.72	16	17.843	
	90	11	5	6		11	2		11	11		6	59.66	3	11.666	
	91	80	9	70		80	50	32	80	80	23	79	34.08			
	92	16	9	7		16			16	16		7	58.00	7	18.285	
	93	10	10			10			10	10		10		10	12.500	
	94	63	8	55		62			63	63		55	49.16	4	9.250	
	95	2	7			7			7	7	2			7	4.285	
	97	7	7			7			7	7						
	98	4	4			4			4	4				4	27.50	
	99	23	17	6		23			23	23		4	53.00	11	10.818	
	100	33	19	14	2	33			31	31		13	61.30	13	15.884	
	101	43	5	38	1	43			42	40		38	54.15			
	102	21	13	8		21	4	2	21	20		15	52.13	1		
	103	40	23	17	1	39	2	1	39	35	1	15	54.86	15	18.466	
	104	4	16		2	6	4	2	6	6		4	62.74	8	20.750	
	105	2	4			4			4	4		3	33.33			
	106	32	15	17		32			31	31		16	55.00	8	18.750	
	107	7	5	1		7			6	6		1		4	20.250	
	111	9	4	5		9			9	9		5	51.80		22.500	
	112	4	19	3		4	13	4	4	4		29	58.31	13	18.230	
	114	22	18	4		22			22	22		22	57.04	13	16.538	
	115	31	11	20		31			30	30		18	74.77		30.000	
	116	19	16	3	1	19			19	18	1	11	58.63	9	15.000	
	119	4	1	3		4			4	4		7	35.42	3		
	120	3	3		1	3			3	3		3	28.33	1		
	122	3	3			3			3	3		3	24.66			
	123	19	2	16	1	18	11		18	18	4	13	41.30			
4	1	5	5			5			5	5				5	10.340	
	2	1	1			1			1	1				1	10.060	
	3	15	20	1		14			15	15		1		18	10.145	
	4	13	12	1		13			13	13		1		18	9.458	
	5	10	12	8		20		4	20	19	1	8	39.62	12	8.333	
	6	10	12	1		13			13	13		1		12	8.175	
	7	14	10	4		14			14	14		2		10	13.500	
	8	4	3	1		4			4	4				3	15.666	
	9	9	9			9			9	9				9	16.033	
	10	29	23	5	1	29			28	28	1	4	68.50	23	9.604	
	11	18	15	3		18			18	18		3	66.66	14	13.428	
	12	22	16	6		22	1	1	22	21	1	5	69.00	15	11.233	
	13	22	19	3		22			22	22		3	45.66	19	8.994	
	14	16	16			16			16	16				13	13.192	
	15	18	16	1	1	17	1	1	17	17		2		16	12.468	
	16	18	15	3		18			18	17		1		14	11.100	
	17	27	10	16	1	26			26	26		16	51.62	10	15.750	
	18	32	11	19	2	32	3	2	30	30		21	47.57	9	9.655	
	19	25	21	4		25			25	25		4	62.50	21	12.380	
	20	24	23	1		24			24	24		1		23	10.717	

¹For renter - occupied dwelling units and vacant nonseasonal not dilapidated units, for rent.
²For owner - occupied dwelling units and vacant nonseasonal not dilapidated units, for sale only.

Table 3.—CHARACTERISTICS OF HOUSING FOR CENSUS TRACTS, BY BLOCKS: 1950—Con.

Census tract	Block	All dwelling units by occupancy and tenure					All dwelling units by condition and plumbing facilities			Occupied dwelling units			Contract monthly rent ¹		Value ² of one-dwelling-unit structures		
		Total	Owner occupied	Renter occupied	Vacant non-seasonal not dilap., for rent or sale	Other vacant and non-resident	Number reporting	No private bath or dilap.	No running water or dilap.	Total	Persons per room		Occupied by non-white	Number reporting	Average monthly rent (dollars)	Number reporting	Average value (dollars)
											Number reporting	1.51 or more					
4	29	12	9	3					12	12			3	46.00	9	11,000	
	30	13	10	3					12	12			2		10	14,050	
	31	15	14	1					15	15					14	14,750	
	32	9	7	2					9	8			2		7	12,028	
	33	16	12	4					16	16			4	85.00	12	15,333	
	34	25	23	2					25	25			1		22	13,590	
	35	34	12	21		1			34	33	1		19	44.36	8	9,875	
	36	17	17						17	17					15	13,966	
	37	15	14	1					15	15			1		13	13,884	
	39	14	12		2				14	12			1		13	11,153	
	40	13	12		1				13	11					13	14,346	
	41	11	11						11	11			10	65.90	9	12,611	
	43	21	11	10					21	21			9	48.44	8	13,912	
	44	41	22	19					41	40	1		18	45.33	18	11,583	
	45	24	16	8					24	24			8	55.37	16	10,906	
	46	23	18	5					23	23			5	58.00	16	12,156	
	48	32	20	12					32	32			11	52.27	17	12,394	
	49	40	22	18				17	40	40			17	48.23	18	10,972	
	50	37	15	21		1			37	36			21	44.57	11	9,727	
	51	17	9	8					17	17			8	50.12	7	11,857	
	52	34	9	24		1			34	33			24	45.91	6	6,666	
	53	32	12	19		1			31	30			17	43.05	7	8,071	
	54	21	11	10					21	21	1		10	38.20	7	6,857	
	55	20	13	7					19	20			7	37.28	10	7,800	
	56	46	16	30				15	45	45			29	42.10	11	6,454	
	57	31	6	24		1		6	31	30	1		25	36.92	1		
	58	22	11	9		1		1	22	20			7	40.71	11	8,272	
	59	25	17	7		1			24	24			8	47.00	16	7,531	
	60	27	19	8					27	27			8	49.25	17	9,588	
	61	41	24	14		2			40	38			16	47.75	16	9,656	
	62	37	17	18		1			37	35		2	17	36.41	13	6,038	
	63	20	9	11					18	19			11	32.90	10	5,750	
	64	14	10	4					14	14		1	4	45.75	8	6,710	
	65	31	14	17					30	30		2	13	38.80	11	7,181	
	66	3	1	2					3	3			2				
	67	37	8	29				12	36	37		4	27	31.81	5	6,200	
	68	13	3	9				8	12	11		2	8	17.50	3	2,500	
	69	18	5	13		1		15	17	18		3	13	18.61	3	4,666	
	70	26	16	10					25	26			14	26.16	13	5,230	
	71	20	6	14					20	20			14	40.28	6	4,500	
	72	29	10	18		1			29	27		1	18	38.55	8	5,937	
	73	22	14	8					22	22			6	26.66	11	4,181	
	74	23	17	6					23	23			5	20.20	16	4,312	
	75	26	19	6					25	25			5	24.40	15	4,466	
	76	26	16	9		1			25	25			8	21.00	11	4,436	
	78	16	6	10					16	16		1	8	29.75	3	4,833	
	79	25	10	15					24	24			15	33.60	6	5,166	
	80	27	9	18					27	27			18	36.77	8	6,312	
	81	41	9	31		1			41	40		3	31	27.29	7	6,571	
	82	23	4	18					23	22		1	16	18.06	4	4,125	
	83	14	1	13					14	14		1	13	21.30			
	84	1							1	1			10	14.10	3	3,933	
	85	14	4	10					13	9		2	7	26.42	5	5,100	
	86	15	7	8					15	15		3	7	22.00	7	5,214	
	87	15	7	8		1			13	13			6	17.50	4	4,750	
	88	14	6	8					14	14			6	28.45	14	4,285	
	89	26	14	12				12	26	26			11	9.00			
	90	3		3					3	3			3				
	91	1							1	1			2	7.33			
	92	6		6					6	6			6				
	93	6		6					6	6			6	8.66			
	94	11		11					11	11			11	13.63			
	95	17	3	14					15	13			14	15.50	3	3,400	
	96	16	4	12					16	16			12	18.66	3	7,666	
	97	9		9					9	9			9	19.11			
	100	44	22	22					44	44			22	12.86	19	3,368	
	101	21	15	5		1			21	20			5	16.40	15	3,833	
	102	20	18	2					20	20			2		18	3,622	
5	1	32	6	25		1			32	30		6	29	14.00	6	3,166	
	2	17		17					17	17			17	11.46	2		
	3	10		10					10	10			10	11.14	3	2,300	
	4	21	4	15		2			20	19			2	13.00	2		
	5	36	7	28					35	33			27	46.00	7	21.57	
	6	3		3					3	3			3		1		
	7	3		3					3	3			3		2		
	8	3		3					3	3			3		2		
	9	3		3					3	3			3	15.50	2		
	10	3		3					3	3			3	16.50	5	3,400	
	11	9		9					9	9			9		4		
	12	11		11					11	11			11	29.66	7	3,500	
	13	7		7		1			10	10			9	23.33	3	2,000	
	14	40	3	36		3			40	37			12	61.23	1		
	15	9		9					9	9			9	38.83	3	4,333	
	16	9		9					9	9			9		3		
	17	8		8					8	8			8		3		
	18	1		1					1	1			4	36.00	3	12,333	

¹For renter-occupied dwelling units and vacant nonseasonal not dilapidated units, for rent.
²For owner-occupied dwelling units and vacant nonseasonal not dilapidated units, for sale only.

HOUSING—BLOCK STATISTICS

Table 3.—CHARACTERISTICS OF HOUSING FOR CENSUS TRACTS, BY BLOCKS, 1950—Con.

Census tract	Block	All dwelling units by occupancy and tenure					All dwelling units by condition and plumbing facilities			Occupied dwelling units			Contract monthly rent ¹		Value ² of one-dwelling-unit structures	
		Total	Owner occupied	Renter occupied	Vacant non-seasonal not dilap. for rent or sale	Other vacant and non-resident	Number reporting	No private bath or dilap.	No running water or dilap.	Total	Persons per room.		Number reporting	Average monthly rent (dollars)	Number reporting	Average value (dollars)
											Number reporting	1.61 or more				
5	21	8		8					8	8			8	25.00		
	22	16		16					16	16			16	21.81		
	23	7		7					7	7			7	27.71		
	24	18		17		1			17	17			16	35.25		
	27	2														
	28	63	12	51					63	62	6		50	469.6	9	8,655
	29	22	10	12					22	22			11	400.0	8	9,850
	30	19	2	16	1				18	18	2	15	17	19.47	1	
	31	12	4	8					9	9			7	132.8	1	
	32	5	1	4					4	5	2	11	4	200.0	1	
	33	41	12	29					39	41	6	39	25	157.6	9	7,400
	34	32	4	27	1				27	31	9	25	28	144.2	4	7,375
	35	47	15	32					41	47	2	33	32	332.1	10	6,380
	36	83	36	46	1				78	82	18	26	47	259.3	29	6,375
	37	3	1	2					3	3			1		1	
	38	11	7	4					11	11	2	2	4	225.0	3	2,900
	39	18	4	14					17	18			14	185.0	1	9,333
	40	11	7	10		1			10	10			10	224.0	5	
	41	22	2	20					21	22			19	205.7	3	
	42	1														
	43	23	13	10					22	22	1		9	183.3	12	5,208
	44	13	3	9		1			12	12			9	167.7	3	6,233
	45	13	1	12					12	13	1		11	128.1	1	
	46	25	2	22		1			24	24	1		22	306.8	2	
	47	9	7	7		2			7	7			7	175.7	1	
	48	17	7	10					16	17	3	13	10	241.0	6	8,333
	49	12	3	11	1				12	12			11	673.9	1	
	50	3	3						3	3			3		2	
	51	2	4	18	1				24	23			19	664.7	4	5,775
	52	20	8	11	1				20	19			9	268.8	5	7,260
	53	19	12	7					19	19	1		6	336.6	9	7,277
	54	22	2	16					18	18		1	16	300.0	16	5,912
	55	14	4	31					39	45		1	1	260.8	6	6,250
	56	33	11	24	5				33	32	1		31	331.6	1	
	57	28	12	15	2				28	26	2		25	351.9	1	
	58	14	12	15					17	18			14	407.1	1	
	59	28	12	18					28	28			28	264.2	6	4,950
	60	22	3	19		1			21	22			21	204.6	3	2,400
	61	15	4	16		1			22	22			15	204.0	5	
	62	5		5					5	5			5	166.0	1	
	63	3	3	3					3	3			3	726.6	1	
	64	10	3	7					10	10			7	452.8	2	
	65	9	3	6					9	9	3		5	136.0	1	
	66	21	1	20		1			21	20	6	19	20	187.5	1	
	67	24	1	23					24	24	4	4	22	183.1	1	
	68	31	2	28					31	30	2		28	190.0	1	
	69	7	2	5		1			7	7	1		5	140.0	1	
	70	3	4	3					3	3	9	3	3	165.1	3	2,800
	71	85	10	75					85	85	3	85	74	170.9	8	5,087
	72	27	5	21		1			19	26	4	26	22	171.3	5	2,800
73	22	4	17					21	21	6	11	16	216.2	2		
74	44	5	39					43	44	10	36	38	194.4	3	7,500	
75	23	4	17		1			23	21	5	18	17	320.5	7	10,125	
76	32	7	24					32	31	5	31	24	147.0	4	3,685	
77	34	13	21		1			34	34	3	34	21	170.0	11	3,718	
78	29	16	13					29	29	3	3	13	151.5	14	4,064	
79	38	8	30					38	38	7	38	29	160.0	18	5,437	
80	40	8	32					37	40	3	39	32	197.5	7	3,757	
81	45	7	37					43	44	10	44	38	209.2	3	3,833	
82	59	15	44					55	59	5	24	42	328.8	2		
83	2															
84	14	4	10					11	14	5	14	10	200.0	2		
85	39	8	29		2			39	37	8	28	28	193.5	8	4,562	
86	12	5	6		1			12	11	2	4	6	220.0	5	2,520	
87	25	9	16					24	25	5	22	16	306.6	6	2,433	
88	13	8	4		1			10	12		12	5	400.0	5	1,920	
89	24	9	15					23	24	2	8	15	426.0	4	5,675	
90	20	11	9					20	20			9	315.5	8	4,750	
6	1	69	7	61	1			59	18			56	302.8	5	4,360	
	2	13	13					13	13			13	262.3	13	2,623	
	5	11	9	2				11	11			2	555.5	9	5,555	
	6	5	3	2				5	5	1	1	2		2		
	8	10	6	4				10	10	1	1	3	280.0	3	6,000	
	9	4	1	3				4	4			3	68.3	3		
	10	3	2	1				3	3			1		2		
	11	35	13	19	1		2	35	8			1	17	480.0	6	5,933
	13	2														
	14	1														
	15	6	3	3				6	6			3	520.0	2		
16	4	3	1				4	2		2	1	2		3	4,400	
17	3	1	2				3	3								
18	1															
19	18	13	5				18	4			5	5	402.0	11	9,327	
20	17	6	11				17	2			10	10	360.0	5	5,500	
21	3	2	1				3	1			1	1		2		

¹For renter - occupied dwelling units and vacant nonseasonal not dilapidated units, for rent.
²For owner - occupied dwelling units and vacant nonseasonal not dilapidated units, for sale only.

Table 3.—CHARACTERISTICS OF HOUSING FOR CENSUS TRACTS, BY BLOCKS: 1950—Con.

Census tract	Block	All dwelling units by occupancy and tenure					All dwelling units by condition and plumbing facilities			Occupied dwelling units			Contract monthly rent ¹		Value ² of one-dwelling-unit structures		
		Total	Owner occupied	Renter occupied	Vacant non-seasonal not dilap., for rent or sale	Other vacant and non-resident	Number reporting	No private bath or dilap.	No running water or dilap.	Total	Persons per room		Number reporting	Average monthly rent (dollars)	Number reporting	Average value (dollars)	
											Number reporting	1.51 or more					Occupied by non-white
6	22	2															
	23	42	19	22		1	42	6		41	41	2					
	24	23	8	15			23	8	3	23	23	1	20	38.40	11	7,463	
	25	14	9	5			14			14	14		15	30.80	5	8,400	
	26	6	4	2			6	1		6	6		4	35.75	6	11,250	
	27	12	9	3			12	1		12	12	1	2	49.33	4	6,950	
	28	40	20	19	1		40	7		39	39	1	3	39.61	6	5,616	
	29	2					2			2	2		18	7.56	16	7,562	
	30	15	9	6			15	1	1	15	14		6	33.66	8	5,800	
	31	2					2			2	2						
	32	1					1			1	1		1		2		
	33	4	2	1			4		1	3	3		1		3		5,500
	34	4	5				4			5	5		3	43.33	5	8,140	
	35	9	6	3			9			9	9		1		2		6,800
	36	2					2			2	2		3		5		
	37	4	1	1			4			5	4		1		2		
	38	2	1	1			2			2	2		7	44.71	11	8,072	
	39	1					1			1	1						
	40	1					1			1	1						
	41	1					1			1	1						
	42	1					1			1	1						
	43	1					1			1	1						
44	1					1			1	1							
45	1					1			1	1							
46	1					1			1	1							
47	1					1			1	1							
48	1					1			1	1							
49	1					1			1	1							
50	1					1			1	1							
51	1					1			1	1							
52	1					1			1	1							
7	1	13	4	9			13	8	5	13	12	1	9	30.00	4	8,500	
	2	35	7	27		1	35	29	14	34	34	8	27	30.18	3	22,000	
	3	1					1			1	1						
	4	15	3	12			15	10	2	15	15	1	11	31.00	1		
	5	16	1	15			16	9	9	16	16	3	15	25.26	1		
	6	41	8	33			41	11	5	41	41	2	33	28.15	6	6,450	
	7	25	3	22			25	18	13	25	25	1	22	21.90	1		
	8	37	6	30	1		37	16	2	36	36	1	29	36.24	2		
	9	49	11	36		2	49	14	4	47	47	3	34	35.20	8	7,737	
	10	23	6	16	1	2	23	9		22	22	1	17	36.64	2		
	11	28	4	24			28	6		28	28	1	24	30.83	3	6,833	
	12	39	9	29	1		39	23	7	38	38	3	29	27.27	3	9,500	
	13	7	2	4		1	7	2	1	6	6		3	70.00	2		
	14	3	1	2			3			3	3		1		1		
	15	28	7	21			28	18	12	28	28	6	21	29.42	5	9,200	
	16	39	3	36			39	26	17	39	38	4	36	26.72	4		
	17	27	9	16		2	27	8	5	25	25	1	16	51.43	5	6,540	
	18	17	8	8		1	17	8	5	16	16	1	8	32.00	6	7,833	
	19	31	12	19			31	13	9	31	31	3	19	27.31	7	6,571	
	20	30	12	18			30	12		30	30	1	16	41.31	10	7,900	
	21	34	13	21			34	11	3	34	33		21	34.00	9	9,000	
	22	9	3	6			9			9	9	1	6	42.00	3	4,500	
	23	18	8	10			18	5		18	18	1	9	35.22	7	8,285	
	24	16	8	8			16	2		16	16		8	27.25	8	7,300	
	25	11	8	3			11	2		11	9	1	3	39.33	4	6,125	
	26	40	12	28			40	15	12	40	40	3	27	31.22	10	11,650	
	27	20	1	18		1	20	14	12	19	18	4	18	18.38	1		
	28	14	9	4	1		14	4		13	13		4	65.25	5	28,600	
	29	20	9	10		1	20	4		19	18	1	9	50.33	7	16,642	
	30	20	9	10			20	4		19	18		9	50.33	7	16,642	
	31	14	7	7			14	4	1	14	14		7	47.71	7	8,000	
	32	11	7	3	1		11			10	10		3	52.66	4	13,000	
	33	6	4	2			6			6	6		2		4	32,500	
	34	5	2	3			5			5	5		3	66.66	1		
	35	1					1			1	1						
	36	13	7	6			13	7	3	13	13	3	10	15.40	5	6,700	
	37	32	1	31			32	30	13	32	31	9	32	14.70	31		
	38	5	5				5			5	5				5		18,300
	39	1					1			1	1						
	40	1					1			1	1						
	41	1					1			1	1						
	42	1					1			1	1						
43	5	3	2			5			5	5		2			2	10,530	
44	10	10				10			10	10					10	7,487	
45	8	5	3			8			8	8		3	41.66	5	10,100		
46	8	6	19			8	14	4	25	25	3	18	23.00	6	6,750		
47	25	4	2			25	4	1	25	25	1	6		4	4,750		
48	6		14			6			6	6		13	20.69	13			
49	1					1			1	1							
50	2					2			2	2							
51	1					1			1	1							
52	2					2			2	2							
53	1					1			1	1							
54	1					1			1	1							
55	1					1			1	1							
56	13	13				13			13	12				11		6,836	
57	7	6	1			7			7	7		1		5		15,180	
58	5	4	1			5		1	5	5		1		3		22,000	
59	2	14	12			2	6	2	26	26		11	36.54	14	14,325		
60	6	6				6			6	6		2		4		28,625	
61	10	8	2			10			10	10				8		10,825	
62	3	1				3			5	5		1		3		46,666	
63	4					4			4	4							
64	2					2			2	2							
65	2					2			2	2							
66	1					1			1	1							

¹For renter - occupied dwelling units and vacant nonseasonal not dilapidated units, for rent.
²For owner - occupied dwelling units and vacant nonseasonal not dilapidated units, for sale only.

HOUSING—BLOCK STATISTICS

Table 3.—CHARACTERISTICS OF HOUSING FOR CENSUS TRACTS, BY BLOCKS: 1950—Con.

Census tract.	Block	All dwelling units by occupancy and tenure					All dwelling units by condition and plumbing facilities			Occupied dwelling units			Contract monthly rent ¹		Value ² of one-dwelling-unit structures		
		Total	Owner occupied	Renter occupied	Vacant non-seasonal not dilap., for rent or sale	Other vacant and non-resident	Number reporting	No private bath or dilap.	No running water or dilap.	Total	Persons per room		Number reporting	Average monthly rent (dollars)	Number reporting	Average value (dollars)	
											Number reporting	1.51 or more					Occupied by non-white
7	67	5	5						5	5					5	4,700	
	68	8							8	8					7	27,285	
	70	8							8	8					5	23,200	
	71	7		1		1			7	7					7	21,857	
	72	8		1					8	8					7	24,260	
	73	27	26	1					27	27					23	30,285	
	74	2							2	2							
	75	2							2	2							
	76	10	9	1					10	10					9	25,722	
	78	9	9						9	9					9	34,666	
	79	4	3	1					4	3					3	22,000	
	80	8	6	2					8	8					1	34,166	
	81	11	7	3	1				11	10					6	17,000	
	82	16	12	4					16	16			95.00		12	15,083	
	83	3	3						3	3					1	17,000	
	85	16	16						16	16					16	13,666	
	86	8	6	2					8	8					8	12,275	
	87	9	8	1					9	9					8	19,500	
	88	21	19	1		1			20	20					19		
	8	1	83	10	72	1			81	49	11				69	24,223	3
2		61	5	55	1			61	35	6				51	25,255	4	10,375
3		44	14	30				44	19					29	30,220	14	9,407
4		40		39		1		40	40					39	53,223		
5		44	16	27	1			44	12	1				27	55,428	6	3,150
6		10	1	9				10	2					9	36,111		
10		1						1									
14		16	8	8				16	3					8	37,000	7	10,000
15		29	3	26				29	16	4				4	28,344	2	
16		10		10				10	10					10	15,110		
17		19		19				19	15	10				6	20,477		
18		27		27	1			27	2					11	29,066		
19		29		23				29	11	3				15	40,333	12	6,850
20		33		29	1			33	21	16				15	26,503		9,333
21		22		20				22	9	1				4	26,503		9,666
22		48		43		1		48	36	4				7	29,399	4	6,000
23		9		6				9	9					6	19,383	3	6,666
24		42		31	1	2		42	21	1				3	31,031	4	6,500
25		48	14	31		3		48	10	45				27	41,774	7	12,285
26		44	6	37		1		42	25	8				37	32,227	3	9,000
27	1						1										
31	16	3	13				16	7	2				3	13	31,922	1	
38	2						2										
45	13	2	11				13	6	3					11	35,227	1	
46	30	2	19	1	2		27	10						17	37,229	5	7,000
47	15		14				15	6	4					13	42,155	1	
48	14	3	11				14	3						11	39,029	3	11,000
49	12	1	10	1			10	5						7	54,228		
50	2						2										
51	12	2	10				12	4	2					10	31,330	2	
55	1						1										
59	5		5				5	2						2			
60	2						2										
62	9		9				9	1						9	55,555		
65	1						1										
9	1	2					2										
	2	1					1										
	4	14					14	9	4					5	19,800	8	3,750
	5	19	9	15			19	4						14	22,000	4	3,250
	6	5		4			5							4	50,500	1	
	7	12	5	6	1		12							5	41,400	6	10,500
	8	18	7	9		2	18	3						9	36,000	5	8,000
	9	26	4	22			25	16	4					5	23,000	2	
	10	49	7	40	2		47	31	2					21	23,000	2	
	11	29	8	21			29	19	4					20	21,800	4	4,875
	12	30	2	28			30	29						28	21,577	8	6,500
	13	29	6	22			29	21	2					28	14,788	2	
	14	30	7	22	1	1	30	24	2					20	14,900	2	
	16	7	1	6			7	7						6	17,629	7	4,357
	17	5		3			5	2						3	16,500	1	
	18	8		7			8	5						7	16,500	2	
	19	32	9	22			31	8	1					8	31,333	1	
	20	7		7			7	5						7	20,711	1	
	21	25		22		1	25	11	4					21	26,427	8	4,312
	22	20	7	18			20	5						7	14,577		
23	25		20			25	19	1					18	17,055	5	4,240	
24	20		20			20	16	14					20	18,055			
23	6		6			6	2	2					6	26,333			
24	52	13	38		1	51	46	42					38	19,000	12	6,225	
25	4	3	1			4	3	2					3	48	3	3,566	
27	16	8	8			16	13						8	4	17,755	6	4,533
28	19	5	14			18	13	1					14	18,922	5	6,200	
29	16	8	8			15	5						7	19,228	6	4,283	
30	27	7	20			27	22						19	20,100	6	4,833	
31	16	9	7			16	10						7	16,422	5	5,700	
32	46	11	35			46	27	3					34	22,276	9	6,077	

¹For renter - occupied dwelling units and vacant nonseasonal not dilapidated units, for rent.

²For owner - occupied dwelling units and vacant nonseasonal not dilapidated units, for sale only.

Table 3.—CHARACTERISTICS OF HOUSING FOR CENSUS TRACTS, BY BLOCKS: 1950—Con.

Census tract	Block	All dwelling units by occupancy and tenure					All dwelling units by condition and plumbing facilities			Occupied dwelling units			Contract monthly rent ¹		Value ² of one-dwelling-unit structures		
		Total	Owner occupied	Renter occupied	Vacant non-seasonal not dilap. for rent or sale	Other vacant and non-resident	Number reporting	No private bath or dilap.	No running water or dilap.	Total	Persons per room		Number reporting	Average monthly rent (dollars)	Number reporting	Average value (dollars)	
											Number reporting	1.51 or more					Occupied by non-white
9	33	28	6	22					28	28	7	24	21	2666	4	4,375	
	34	34	3	31					34	33	5	27	30	1753	1		
	35	22	7	15					22	22	7	22	14	1950	6	3,000	
	36	20	3	15				2	20	9	5	18	15	2046	3	4,333	
	37	14	3	11		2			13	10	6	14	11	2727	1		
	38	1															
	39	11	5	6					11	9	3	11	6	1366	4	3,775	
	40	22	2	20					21	21	17	22	20	1608	2		
	41	6	5	1					6	5	3	6	1	6	1	5	3,300
	42	33	15	16		2			33	18	14	31	15	3126	15	4,906	
	43	21	14	7					21	20	17	21	7	1814	14	3,328	
	44	13	3	10					13	11	6	13	10	2000	3	4,000	
	45	23	4	19					23	17	13	23	19	2694	1		
	46	13	4	9					13	13	5	13	9	1633	4	2,975	
	47	5	4	1					5	5	1	5	1	4	4	4	2,875
	49	28	4	24					28	27	6	28	23	1756	2		
	50	7		7					7	7	6	7	7	1971	7		
	52	4	2	2					4	4		4	2		2		
	10	3	50	42	8				50	2	2	50	7	6600	40	6,562	
		4	31	16	15				30	11	1	31	14	2671	14	6,464	
		5	14	14					14			14			13	6,461	
		6	32	29	2		1		32			31	1		29	6,131	
		7	10	9		1			10			9			8	6,250	
		8	3	3					3			3			3	5,666	
		9															
12		9	5	4					9	3		9	4	1775	4	5,500	
13		7	4	3					7			7	3	4233	4	4,750	
14		8	5	3					8			8	3	6433	5	7,760	
15		13	11	2					13			13	2		10	7,300	
16		15	9	5		1			14	6	2	14	5	2400	8	7,375	
17		29	21	7		1			29	3		28	7	4528	17	8,382	
18		34	11	23					34	1		34	22	4222	10	7,650	
19		44	28	15		1			44	8		43	16	3725	21	7,428	
20		43	30	13					43	6		43	13	3607	25	7,200	
21		4	4						4	1		4			2		
22		7	4	3					7	2		7	3	3133	3	4,000	
23		17	5	12					17	2		17	12	4650	3	7,166	
24		25	9	15		1			25	5		24	15	3733	5	5,600	
25		8	3	5					8	3		8	5	2100	3	5,000	
26		4	1	3					4	2		4	3	2566	1		
27		17	11	6					17	9		17	5	2040	8	5,875	
28		25	14	11					25	7		25	10	3430	11	8,090	
29		21	8	12		1			21	6	4	20	12	3491	6	7,916	
33		10	4	6					10	2		10	5	4340	3	10,000	
38		1															
39		4	4						4			4			4	6,000	
40		13	7	6					13			13	6	4350	7	7,142	
41		5	1	3		1			5	2		4	4	3100	1		
42		9	5	3					9			8	3	4066	4	7,750	
43		11	4	7		1			11	3		11	7	3571	4	6,000	
44		20	5	15					20	1		20	13	2430	5	12,800	
45		15	3	12					15	2		15	12	2991	2		
46		30	14	16					30	5	1	30	16	3625	9	9,333	
47	19	8	11					19	2		19	11	3918	6	9,333		
48	23	13	10					23	6		23	10	3490	9	6,888		
49	27	15	12					27	7		27	10	3340	9	7,222		
50	25	11	14					25	6		25	13	2784	7	5,428		
51	40	17	23					40	7		40	18	2683	13	5,876		
52	34	13	21					34	10	1	34	4	2215	12	3,950		
53	35	22	8		2			35	4		32	7	4542	22	6,772		
54	32	22	10					32	5		32	10	3650	20	7,165		
55	15	9	6					15			15	6	3666	9	5,555		
56	31	23	7					31	7	1	30	7	3385	20	6,560		
57	43	13	30					43	10		43	29	2462	8	6,500		
58	30	9	21					30	6		30	21	2319	8	6,375		
59	12	5	6					12			11	6	2233	5	8,600		
60	20	9	11		1			20	6		20	11	2809	9	6,000		
61	32	15	17					32	18	6	32	17	2129	12	5,500		
65																	
66	3	1	2					3	3		3	2	2542	2			
67	37	21	14					37	4		37	14	3231	14	7,678		
69	21	13	8					21	2		21	8	4000	9	6,677		
70	18	13	5					18	2	1	18	5	3360	12	6,666		
71	48	19	29					48	10		48	27	2911	15	5,453		
72	36	22	14					36	8		36	14	3185	16	5,125		
73	43	22	18					43	13		43	15	2106	21	6,280		
74	75	37	38					74	26		74	35	3014	21	5,252		
75	31	17	14					31	8		31	14	3214	16	4,961		
77																	
78	5	3	2					5	3	1	5	2	2105	2	3,505		
79	43	22	21					42	2	2	43	19	2242	11	3,409		
80	25	11	14					25	5		25	7	2000	9	5,300		
81	16	9	7					16	3		16	6	2166	2			
82	11	4	7					11	2		11	6	2157	2			
82	22	15	7					22	4		22	7	2257	10	5,250		
83	35	14	20		1			35	18	1	34	19	2300	14	5,414		

¹For renter - occupied dwelling units and vacant nonseasonal not dilapidated units, for rent.
²For owner - occupied dwelling units and vacant nonseasonal not dilapidated units, for sale only.

HOUSING—BLOCK STATISTICS

Table 3.—CHARACTERISTICS OF HOUSING FOR CENSUS TRACTS, BY BLOCKS: 1950—Con.

Census tract	Block	All dwelling units by occupancy and tenure					All dwelling units by condition and plumbing facilities			Occupied dwelling units				Contract monthly rent ¹		Value of one-dwelling-unit structures	
		Total	Owner occupied	Renter occupied	Vacant non-seasonal not dilap. for rent or sale	Other vacant and non-resident	Number reporting	No private bath or dilap.	No running water or dilap.	Total	Persons per room		Occupied by non-white	Number reporting	Average monthly rent (dollars)	Number reporting	Average value (dollars)
											Number reporting	1.51 or more					
10	84	26	8	18		26	20		26	26	2		15	2333	3	3000	
	85	32	12	20		32	10	3	32	32	1		20	2655	9	6166	
	86	28	13	15		28	14	11	28	27	1		15	2720	11	5136	
	87	13	7	6		13	10	4	13	13	1		6	1866	5	3700	
	88	6	2	4		6	2	1	6	6			4	2625	1		
	89	6		6		6	4		6	6	1		5	2300			
	90	7	1	6		7	5		7	7	1		6	1533	1		
	91	7	2	5		7	3	2	7	7	1		5	2060	2		
	92	48	30	18		48	19	1	48	48	3		17	2794	28	4571	
	93	7	6	1		7	5	3	7	7	1		1		5	3440	
	95	12	10	1	1	12	1		11	11			1		11	6536	
	96	40	22	17		40	11	1	39	38	3		17	3058	18	5111	
	97	17	8	9		17	7		17	17	1		8	2522	8	5500	
	98	12	4	8		12	7	5	12	12			9	2150	4	3500	
	99	18	4	14		18	15	13	18	17	2		12	2116	2		
	100	22	10	12		22	18		22	21			10	2010	7	4071	
	101	3		3		3	3		3	3			3	2100			
	102	26	16	10		26	19	9	26	26	1		10	2860	9	3866	
	103	13	2	10		13	9	8	12	11	1		9	2622			
	104	19	8	11		19	13	10	19	19	3		10	2730	4	4000	
	105	54	16	38		53	43	35	54	54	9		35	2091	11	4000	
	107	16	5	11		16	14	14	16	15	1		11	1900	5	3400	
	108	23	6	17		23	19	1	23	23	5		17	1576	4	4500	
	109	3	2	1		3	1		3	3	1		1		2		
	110	7	1	6		7	6		7	7	2		1	2216	1		
	111	11	6	5		11	5	1	11	11	1		5	2700	3	5333	
	112	17	8	9		17	12		17	17	4		7	1622	7	2857	
	113	6	3	3		6	5	2	6	6	1		3	1166	3	2666	
	114	10	4	6		10	8		10	10	1		6	2133	4	3500	
	115	7	1	6		7	5		7	7	1		6	2166	1		
	117	7	1	6		7	6	2	7	7		4	6	1200			
	118	3	1	2		3	2		3	3			2				
	119	1				1											
11	1	21	3	15	3	21	5		18	18	1	11	17	2964	3	5500	
	2	20	3	14		20	5	5	17	17	1		17	3717	1		
	3	25	7	18		25	11		25	25	1		17	4000	4	5500	
	4	14		13		14			13	13			13	3000			
	5	13	2	11		13	12	7	13	13	5		10	3620			
	6	25	8	14	2	25	16	3	22	22	2		16	3293	5	5200	
	7	22	4	18	1	22	11	2	22	22	3		25	2922	4	5500	
	8	7	16	5	1	7	7	11	7	7	6	13	5	2874	5	5400	
	9	19	8	10	1	19	3	11	18	18	1		11	3354	6	5500	
	10	17	4	13		17	4		17	17	2		13	3453	3	5333	
	11	13	3	9		13	4	2	12	12	1		9	4088	3	5000	
	12	49	14	33	2	49	14		47	47	3		35	4194	4	6250	
	13	19	9	10		19	4		19	19		1	9	4644	5	6500	
	14	24	4	20		24	9		24	24	3		19	2815	2		
	15	42	4	30	1	40	18		39	39	1		30	4103	4	9750	
	16	10	2	8		10	5	2	10	10			8	4275	2		
	17	55	6	48		55	28	9	54	54	4		48	4116	6	8833	
	18	28	6	21	1	28	7		27	27	6		20	4330	4	10125	
	19	6	4	2		6	6		6	6			2		2		
	20	30	9	21		30	20		30	30	4	13	20	2470	5	10540	
	21	11	2	9		9	7	4	11	11	1		9	2355	2		
	22	37	10	27		37	23	6	37	37	3	2	23	3139	7	5000	
	23	19	7	12		19	4		19	19	1		12	3150	4	5500	
	24	18	1	17		18	10		18	18			16	2881			
	25	35	1	34		35	21	10	35	35	10	16	34	2485	1		
	26	17	3	12	1	17	8		15	15			12	2258	2		
	27	28	5	19	1	28	25	19	24	24	9	16	19	1636	5	2500	
	28	12	2	10		12	12	11	12	12	4		9	1480	2		
	29	5	1	4		5	1		5	5	1		4	1900	1		
	32	16	1	15		16	14	10	16	16	7		15	1346	1		
	33	9		9		9	2		9	9			9	2177			
	34	12		12		12	2		12	12	2		12	1533			
	35	11		10		11			10	10	1		10	1610			
	36	7		7		7	3		7	7			7	1428			
	38	29	3	26		29	29	22	29	29	8	27	26	1746	3	3000	
	39	21		21		20	20	19	21	21	10		21	1309			
	40	59	4	55		54	20		59	59	3	20	53	3826	2		
	41	18	4	13	1	18	1		17	17	3		13	5500	4	11000	
	42	7	6	2		7	4	2	7	7	1		9	4014	5	8900	
	43	9		9		9			9	9			9	833			
	44	9		9		9	1	1	9	9	2		9	766			
	45	10		10		10			10	10	2		10	870			
	46	10		10		10	2	2	9	9	1		9	844			
	47	11		11		11	2		11	11	2		11	1300			
	48	10		10		10	2		10	10	1		9	1511			
	49	9		9		9	1		9	9	1		9	788			
	50	10		10		10			10	10	1		10	770			
	51	18	1	17		17	12		18	18	2		17	1823			
	52	12	3	9		10	9	6	12	11	4		8	1267			
	53	21	7	14		21	14	3	21	21	1		14	2228	2	4300	
	54	23	8	15		23	17	4	23	23	2		15	2026	5	3760	

¹For renter - occupied dwelling units and vacant nonseasonal not dilapidated units, for rent.
²For owner - occupied dwelling units and vacant nonseasonal not dilapidated units, for sale only.

Table 3.—CHARACTERISTICS OF HOUSING FOR CENSUS TRACTS, BY BLOCKS: 1950—Con.

Census tract	Block	All dwelling units by occupancy and tenure					All dwelling units by condition and plumbing facilities			Occupied dwelling units			Contract monthly rent ¹		Value ² of one-dwelling-unit structures			
		Total	Owner occupied	Renter occupied	Vacant non-seasonal not dilap., for rent or sale	Other vacant and non-resident	Number reporting	No. private bath or dilap.	No running water or dilap.	Total	Persons per room		Occupied by non-white	Number reporting	Average monthly rent (dollars)	Number reporting	Average value (dollars)	
											Number reporting	1.51 or more						
11	55	21	15	5	1													
	56	30	10	19	1													
	57	23	15	8														
	58	22	12	10		1												
	59	17	6	11														
	60	14	5	9														
	61	15	6	9														
	62	31	9	22														
	63	26	6	20														
	64	37	11	26														
	65	36	9	27														
	66	42	12	30														
	68	5		5														
	69	10		10														
	70	1		1														
	71	1		1														
	72	4	1	3														
	73	1		1														
	74	2		2														
	75	47	7	37	2	1	46	19	2	44	44	4	37	27.18	5	424.0		
	76	20		20			20	12		20	20	1	17	19.41				
	77	29	3	26			29	19		29	29	1	20	21.40				
	78	1		1			1			1	1							
	79	5		5		2	5	5	5	5	5	2	1					
	80	43	3	38			43	28	5	41	41	5	37	23.08	1			
	81	15		15			15	9	2	15	15		12	23.66				
	82	26	12	14			26	22	2	26	26	3	13	18.76	10	224.0		
	83	34	12	22			34	27	5	34	34	8	22	19.04	7	245.7		
	85	31	6	25			31	27	2	31	31	3	25	17.56	4	412.5		
	86	117	25	89		3	112	110	110	114	114	17	21	16.29	23	308.6		
	12	7	15		13		15	15	14	13	13		7	13				
		8	114	8	105		106	85	73	113	110	13	63	102	17.00	5	900.0	
		9	72	8	63		68	41	29	71	67	9	59	59	33.81	1		
		10	29		29		29	25	9	29	29		19	29	20.58			
		11	13	1	12		11	10	10	13	13	5	13	10	22.90	1		
		13	5		5		5	1	1	5	5		5	4	17.00			
14		38	3	35		36	31	28	38	36	9	22	34	19.00				
15		76	3	65		71	64	47	72	72	19	71	64	14.95	2	440.0		
16		23	2	21		18	17	12	23	23	5	23	21	17.95	2			
17		5		5		5	5	4	5	5		4	5	34.60				
20		126	9	117		123	112	100	126	122	37	117	116	15.88	8	818.7		
21		70	7	63		70	68	13	70	70	23	68	63	16.61	7	444.2		
22		31	1	27		31	28	9	24	28		27	27	16.40	1			
23		41	1	39		41	31	2	40	40	7	31	40	18.15	1			
24		30	3	25	1	28	23	21	28	27	4	16	25	26.24	1			
25		28	2	25		27	25	24	27	26	8	26	25	18.88	1			
26		39	1	38		38	34	3	39	34	8	38	38	15.92	1			
29		12		10		11	8		12	12	2	12	9	16.22	2			
30		33	10	20		33	30	1	30	30	7	30	21	14.52	7	421.4		
31		27		27		27	27	8	27	27	9	26	27	16.48				
32		24	1	20		24	24	17	21	21	5	20	19	12.78	1			
33		58	8	50		55	44	33	58	54	13	56	48	20.00	8	331.2		
34		16	1	15		16	10	10	16	16	2	16	15	24.46	1			
35		16		16		15	15	8	16	16		16	16	27.00				
36		10	1	8		10	9	8	9	9	1	9	8	18.37	1			
37		38	18	20		38	31	5	38	37	4	34	20	22.65	15	468.6		
38		14	4	9		13	10		13	13	13	13	9	20.11	3	556.6		
39		8	6	2		8	8	3	8	8		8	8	2	5	610.0		
40		28		28		28	26	10	28	28	13	28	28	14.39				
43		27	3	24		26	21	1	27	27	10	25	24	17.29	3	483.3		
44		36	13	23		35	21	1	36	36	5	36	22	23.54	12	460.8		
45		31	13	18		30	23	1	31	31	7	31	18	18.88	10	285.0		
46		21	7	14		20	14	9	21	21	1	21	14	21.71	5	322.0		
47		33	3	30		33	30	19	33	33	2	33	30	20.13	3	333.3		
48		58	5	57		58	57	55	58	58	2	58	57	14.68	1			
49		37	5	32		35	25	21	37	37	11	35	31	20.67	4	1025.0		
52		78	13	65		78	65	61	78	78	2	78	65	15.83	12	675.0		
53		46	3	42		45	22	2	45	44	5	45	42	25.92	2			
54		35	10	25		31	22	14	35	35	7	35	24	18.54	7	258.5		
55		27	9	18		23	17	6	27	27	2	27	18	20.50	9	345.5		
56		19		18		18	14	11	19	18		19	18	16.27				
57		16		13		13	13	10	16	16		16	13	16.84	3	250.0		
58		33		28	2	32	24	4	31	31	5	31	25	22.80	8	245.0		
59		34		28		34	23	11	33	32	8	31	28	15.53	4	487.5		
60		45	1	43		48	46	24	48	48	4	48	36	15.77	10	303.0		
61		45		43		50	47	9	48	47	12	46	42	17.78	4	437.5		
62		20		17		20	16	6	20	19	4	20	17	16.94	3	533.3		
64		20		17		20	12	1	20	20	3	20	17	21.11	2			
65		10	2	8		10	8	2	10	10	3	10	8	17.75	2			
67		17	2	15		17	13	3	17	17	2	17	15	23.40	2			
68		23	5	18		22	17	5	23	23	2	23	18	15.88	5	256.0		
69		23	2	21		23	20	15	23	23	4	23	20	17.10	1			
70		47	8	38		45	39	23	46	45	3	45	38	18.02	7	405.7		
71		14	7	7		14	9	23	14	14	1	14	7	18.71	5	530.0		

¹For renter - occupied dwelling units and vacant nonseasonal not dilapidated units, for rent.
²For owner - occupied dwelling units and vacant nonseasonal not dilapidated units, for sale only.

HOUSING—BLOCK STATISTICS

Table 3.—CHARACTERISTICS OF HOUSING FOR CENSUS TRACTS, BY BLOCKS: 1950—Con.

Census tract	Block	All dwelling units by occupancy and tenure					All dwelling units by condition and plumbing facilities			Occupied dwelling units			Contract monthly rent ¹		Value ² of one-dwelling-unit structures			
		Total	Owner occupied	Renter occupied	Vacant non-seasonal not dilap., for rent or sale	Other vacant and non-resident	Number reporting	No private bath or dilap.	No running water or dilap.	Total	Persons per room		Occupied by non-white	Number reporting	Average monthly rent (dollars)	Number reporting	Average value (dollars)	
											Number reporting	1.51 or more						
12	72	41	6	35														
	73	30	3	26	1													
	74	33	2	31														
	75	70	18	51	1													
	76	24	12	12														
	77	61	10	49	1	1												
	78	46	13	31		2												
	79	8	2	6														
	80	15	3	12														
	81	33	9	24														
	82	30	8	22														
	83	13	4	9														
	84	13	5	8														
	85	17	1	16														
	86	4	3	1														
	87	28	1	27														
	88	21	6	15														
	89	12	5	7														
	13	1	29	13	16													
		2	28	15	13													
3		8	5	3														
4		16	9	7														
5		27	8	19														
6		30	8	21		1												
7		82	35	46	1													
8		31	12	19														
9		3	1		2													
10		12	4	7		1												
11		7	2	5														
12		22	8	14														
13		2																
14		8	7	1														
15		9	3	6														
16		28	7	20		1												
17		9	5	4														
18		12	5	7														
19		23		21		2												
20		11	10	1														
21		27	20	7														
22		13	7	6														
23		20	3	17														
24		17	3	14		1												
25		33	15	18														
26		33	9	24														
27		23	17	6		1												
28		10	21	3														
29		29	9	20														
30		14	6	8														
31		26	2	24														
32		22	17	5														
33		20	8	12														
34		9	2	7														
35		25	8	17														
36		25	9	16														
37		30	7	23														
38		39	2	37														
39		39	1	38														
40		19	10	9														
41	9	9																
42	13	12	1															
43	15	7	8															
44	13	6	7															
45	33	27	6															
46	13	10	3															
47	9	7	2															
48	3	1	2															
49	1	3			1													
50	1	3																
51	3	3																
52	2																	
53	22	19	2		1													
54	10	10																
55	12	5	7															
56	15	11	4															
57	8	8																
58	13	9	4															
59	34	11	23															
60	19	9	9		1													
61	9	8	1															
62	9	8	1															
63	16	8	8															
64	9	7	2															
65	21	7	12		2													
66	18	7	11															
67	11	3	7		1													
68	1																	
69	6	4	2															

¹For renter—occupied dwelling units and vacant nonseasonal not dilapidated units, for rent.
²For owner—occupied dwelling units and vacant nonseasonal not dilapidated units, for sale only.

Table 3.—CHARACTERISTICS OF HOUSING FOR CENSUS TRACTS, BY BLOCKS: 1950—Con.

Census tract	Block	All dwelling units by occupancy and tenure					All dwelling units by condition and plumbing facilities			Occupied dwelling units			Contract monthly rent ¹		Value ² of one-dwelling-unit structures		
		Total	Owner occupied	Renter occupied	Vacant non-seasonal not dilapidated, for rent or sale	Other vacant and non-resident	Number reporting	No private bath or dilap.	No running water or dilap.	Total	Persons per room		Occupied by non-white	Number reporting	Average monthly rent (dollars)	Number reporting	Average value (dollars)
											Number reporting	1.51 or more					
14	1	30	4	25	1				29	28	6	26	25	22.32	2		
	4	15	9	6					15	14	4	13	25	15.50	8	51.75	
	5	26	4	22					26	26	8	19	22	22.00	4	53.75	
	6	10	3	7					10	10	3	4	22	23.00			
	7	21	8	13					21	21	3	17	12	21.33	6	45.00	
	8	12		12					12	12	5	10	11	18.50			
	9	21	10	11					21	21	9	19	11	28.90	10	35.80	
	9	9	6	3					9	9	1	2	11	31.66	4	61.25	
	10	17	4	13					17	17	2	17	13	16.92	3	48.33	
	12	11	2	9					11	11	2	11	9	15.88	2		
	13		15	35							19	50	35	16.54	14	37.64	
	14	42	10	32					42	42	10	39	22	17.33	8	44.75	
	15	258	6	176	3	18			253	194	5	154	17	17.37	50	34.85	
	16	11	3	8					11	11	1	7	22	22.25	3	58.33	
	17	14	4	10					14	14	3	12	6	17.00	8	39.37	
	18	14	8	6					14	14	4	13	8	26.33	7	35.28	
	19	18		12					18	18	5	13	1	14.58			
	20	18	6	12					18	18	3	11	1	20.91	5	36.20	
	21	19	2	17					19	19	3	11	1	13.57	2		
	22	27	4	20		3			27	26	6	24	2	17.95	3	26.66	
	23																
	24	15		15					15	15	2	7	15	11.73	9	7.63	
	25	14	5	9	6	1			14	14	1	7	3	32.66	8	91.62	
	26	10	2	8	1				10	10	2	7	3		2		
	27	5	7	2					5	5	3	2	3		2		
	28	10	2	8					10	10	1	12	3	30.66	7	7.30	
	29	13	9	4					13	13	1	12	3		7		

¹For renter - occupied dwelling units and vacant nonseasonal not dilapidated units, for rent.
²For owner - occupied dwelling units and vacant nonseasonal not dilapidated units, for sale only.

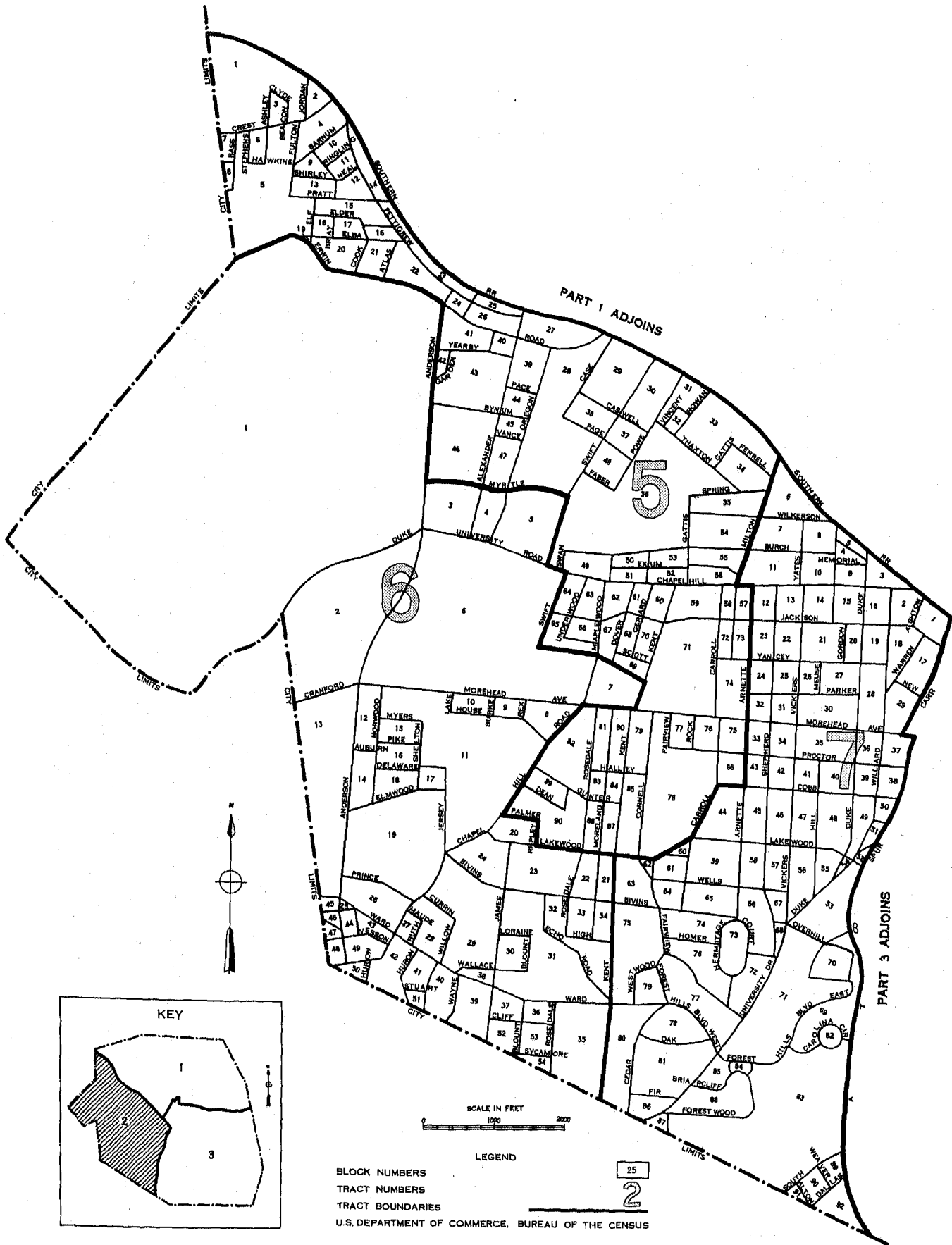
DURHAM, NORTH CAROLINA, BY CENSUS TRACTS AND BLOCKS: 1950

PART 1 OF 3 PARTS



DURHAM, NORTH CAROLINA, BY CENSUS TRACTS AND BLOCKS: 1950

PART 2 OF 3 PARTS



BLOCK NUMBERS
 TRACT NUMBERS
 TRACT BOUNDARIES
 U.S. DEPARTMENT OF COMMERCE, BUREAU OF THE CENSUS

DURHAM, NORTH CAROLINA, BY CENSUS TRACTS AND BLOCKS: 1950

PART 3 OF 3 PARTS



PART 2 ADJOINS

PART 1 ADJOINS



LEGEND

- BLOCK NUMBERS
- TRACT NUMBERS
- TRACT BOUNDARIES
- U.S. DEPARTMENT OF COMMERCE, BUREAU OF THE CENSUS

