


1950 UNITED STATES CENSUS OF HOUSING

U. S. DEPARTMENT OF COMMERCE • BUREAU OF THE CENSUS



FRESNO, CALIF.

**BLOCK
STATISTICS**

U. S. CENSUS OF HOUSING: 1950

Volume

- I General Characteristics
- II Nonfarm Housing Characteristics
- III Farm Housing Characteristics
- IV Residential Financing
- V Block Statistics

Housing statistics for census tracts are to be included in the Population reports on census tracts.

U. S. CENSUS OF POPULATION: 1950

Volume

- I Number of Inhabitants
- II Characteristics of the Population

Succeeding volumes will cover the following subjects:

Census Tracts, Nativity and Parentage, Nonwhite Population by Race, Persons of Spanish Surname, Institutional Population, Differential Fertility, Labor Force Characteristics, Occupation, Industry, Income, Internal Migration, Education, Characteristics of Families and Households.

UNITED STATES CENSUS of HOUSING : 1950
U. S. DEPARTMENT OF COMMERCE BUREAU OF THE CENSUS
CHARLES SAWYER, Secretary ROY V. PEEL, Director



BLOCK STATISTICS


FRESNO
CALIFORNIA

Prepared under the supervision of
Howard G. Brunzman, Chief
Population and Housing Division

1950 HOUSING CENSUS REPORT
VOLUME V, PART 68

UNITED STATES GOVERNMENT PRINTING OFFICE 1951

BLOCKS





BUREAU OF THE CENSUS

ROY V. PEEL, *Director*

A. ROSS ECKLER, *Deputy Director*
HOWARD C. GRIEVES, *Assistant Director*
CONRAD TAEUBER, *Assistant Director*
MORRIS H. HANSEN, *Assistant Director for Statistical Standards*
ROBERT Y. PHILLIPS, *Assistant Director for Operations*
CALVERT L. DEDRICK, *Coordinator, International Statistics*
FRANK R. WILSON, *Information Assistant to the Director*

Population and Housing Division—

HOWARD G. BRUNSMAN, *Chief*
WAYNE F. DAUGHERTY, *Assistant Chief for Housing*
ROBERT B. VOIGHT, *Assistant Chief for Operations*
HENRY S. SHRYOCK, JR., *Assistant Chief for Population*
EDWIN D. GOLDFIELD, *Program Coordinator*

Quality and Equipment Statistics—Robert C. Hamer, *Chief*
Inventory Statistics—Carl A. S. Coan, *Chief*
Developmental Programs—J. Hugh Rose, *Chief*
Residential Financing—Junia H. Honnold, *Chief*
Territories and Possessions—Joel Williams, *Chief*
Statistical Sampling—Joseph Steinberg, *Chief*
Statistical Procedure—Morton A. Meyer, *Chief*
Processing Operations—Milton D. Lieberman, *Chief*

Administrative Service Division—WALTER L. KEHRES, *Chief*
Agriculture Division—RAY HURLEY, *Chief*
Budget Officer—CHARLES H. ALEXANDER
Business Division—HARVEY KAILIN, *Acting Chief*
Field Division—LOWELL T. GALT, *Chief*
Foreign Trade Division—J. EDWARD ELY, *Chief*
Geography Division—CLARENCE E. BATSCHLET, *Chief*
Governments Division—ALLEN D. MANVEL, *Chief*
Industry Division—MAXWELL R. CONKLIN, *Chief*
Machine Tabulation Division—C. F. VAN AKEN, *Chief*
Personnel Division—HELEN D. ALMON, *Chief*

SUGGESTED IDENTIFICATION

U. S. Bureau of the Census. *U. S. Census of Housing: 1950. Vol. V, Block Statistics, Part 68.*
U. S. Government Printing Office, Washington, D. C., 1952

For sale by the Superintendent of Documents, U. S. Government Printing Office, Washington 25, D. C.,
or any of the Field Offices of the Department of Commerce - Price 15 cents

PREFACE

This report presents statistics on characteristics of dwelling units by blocks for the city. The tabulations are based on data from the 1950 Census of Housing, taken as of April 1, 1950. Authorization for the 1950 Census of Housing as part of the Seventeenth Decennial Census was provided by the Housing Act of 1949, approved July 15, 1949.

The major portion of the information compiled from the 1950 Census of Housing appears in Volume I, *General Characteristics*; Volume II, *Nonfarm Housing Characteristics*; Volume III, *Farm Housing Characteristics*; Volume IV, *Residential Financing*; and Volume V, *Block Statistics*. Volume V consists of separate reports, issued as bulletins for each of the 209 cities which in 1940 or in a subsequent census had a population of 50,000 or more. These reports will not be bound into a single publication.

The subjects covered in both the 1950 and 1940 reports on characteristics of dwelling units by blocks are substantially similar.

This report was prepared under the direction of Howard G. Brunsman, Chief, Population and Housing Division, and Wayne F. Daugherty, Assistant Chief for Housing. Robert C. Hamer, Chief, Quality and Equipment Statistics Section, was in charge of coordinating the content and the format of the report with assistance from Carl A. S. Coan, Chief, Inventory Statistics Section; Floyd D. McNaughton, Chief, Equipment and Facilities Unit; Beulah Washabaugh, Chief, Tenure and Vacancy Unit; and Walter A. Hines. The compilation of the statistics was under the supervision of Robert B. Voight, Assistant Chief for Operations.

The collection of the information on which these statistics are based was under the supervision of Lowell T. Galt, Chief, Field Division. The geographic work, including the assignment of all block numbers and the preparation of maps, was under the supervision of Clarence E. Batschelet, Chief, Geography Division. The data were tabulated under the supervision of C. F. Van Aken, Chief, Machine Tabulation Division.

January 1952.

FRESNO, CALIF.

CONTENTS

INTRODUCTION

	Page		Page
General.....	1	Definitions and explanations--Continued	
Related reports.....	1	Persons per room.....	2
Use of data.....	1	Color of occupants.....	2
Comparability with 1940 Housing Census data.....	1	Contract monthly rent.....	2
Definitions and explanations.....	1	Value of one-dwelling-unit structures.....	2
Dwelling unit.....	1	Number reporting.....	2
Occupancy and tenure.....	2	Block identification.....	2
Condition and plumbing facilities.....	2		

TABLES

	Page
Table 1.—Characteristics of housing for the city: 1950.....	3
Table 2.—Characteristics of housing by wards: 1950.....	—
Table 3.—Characteristics of housing for block areas, by blocks: 1950.....	4

Map of city, by blocks, appears following last page of tables.

BLOCK STATISTICS

INTRODUCTION

GENERAL

Volume V of the Reports on Housing consists of a separate report for each of the 209 cities which in 1940 or in a subsequent census prior to 1950, had a population of 50,000 or more. Each report presents for the city, by blocks, tabulations for a limited number of subjects obtained in the Census of Housing. The subjects in these reports are similar to those in the block statistics supplements to Volume I of the reports of the 1940 Census of Housing. The subjects in this report present the number of dwelling units classified by occupancy and tenure, condition and plumbing facilities, persons per room, color of occupants, average contract monthly rent of renter-occupied and selected vacant units, and the average value of one-dwelling-unit owner-occupied and selected vacant structures. In table 1, the statistics for these subjects are summarized for the city. Table 2 of the standard series is omitted, as this city was not reported by wards or tracts. In table 3, the data are presented by blocks within block areas. Maps identifying the location of each block and the block area boundaries are a part of this report.

Related reports.—Related statistics for this city are contained in the Reports on Housing, Volume I, *General Characteristics*; and in the Reports on Population, Volume I, *Number of Inhabitants*, and Volume II, *Characteristics of the Population*.

The Reports on Housing for each State in Volume I present data on the characteristics of dwelling units for the State by residence (urban, rural nonfarm, and rural farm), for standard metropolitan areas, urbanized areas, counties, for urban places, places of 1,000 to 2,500 inhabitants, and rural-nonfarm and rural-farm dwelling units for each county. Each report includes the following subjects: occupancy, tenure, race of occupants, type of structure, year built, condition and plumbing facilities, water supply, toilet and bathing facilities, number of rooms, number of persons, persons per room, electric lighting, heating equipment, heating and cooking fuels, refrigeration equipment, kitchen sink, radio, television, and, for nonfarm units, the contract monthly rent, gross monthly rent, and value of one-dwelling-unit structures.

Volume I of the Reports on Population shows the 1950 population of each county and of each minor civil division within the county. It also contains figures for each incorporated place, for each unincorporated place with 1,000 or more inhabitants, and for incorporated places of 5,000 or more by wards. A special series of tables presents data for each urbanized area giving the incorporated places and portions of minor civil divisions within it.

Volume II of the 1950 Population Reports contains statistics on the general characteristics of the population. Chapter A of this volume repeats the figures on number of inhabitants as shown in Volume I; Chapter B presents demographic, economic, and social characteristics of the population; and Chapter C gives more detailed cross-classifications for States and large cities and standard metropolitan areas.

Use of data.—The tabulation of housing characteristics for areas as small as city blocks provides descriptive material of considerable value for technical studies of housing in the city. The statistics will be useful in compiling totals for special types

of areas that may be defined to meet the requirements of individual investigators. Users of the data should bear in mind that in practically all cases the data for a given block represent the work of only one enumerator. Consequently, housing characteristics for blocks are subject to a wider margin of error than is to be expected in the figures for tracts or wards which represent returns made by a number of enumerators. Misinterpretation of instructions by one enumerator may cause a significant bias in the statistics for a block even though it may have a negligible effect upon the figures for larger areas. In particular, the enumeration of "condition" depended to a considerable extent upon the judgment of the individual enumerator. Also, failure to indicate the correct block number for a significant number of dwelling units may introduce errors into the block data.

Comparability with 1940 Housing Census data.—In the 1940 Census of Housing, reports entitled "Block Statistics" were issued as supplements to the first series of Housing bulletins. These supplements consisted of separate reports for each of the 191 cities which had 50,000 inhabitants or more in 1930.

In the 1950 reports, the block numbers used are different, in most cases, from those used in the 1940 reports. Therefore, to compare 1940 and 1950 data for a given block, it is necessary to locate the block on the maps to obtain the corresponding 1940 and 1950 block numbers.

The subjects in both the 1940 and 1950 reports are substantially similar. However, data on number of structures, year built, and mortgage status have been omitted from the 1950 report. Furthermore, in the 1940 reports average contract or estimated monthly rent was reported for all dwelling units while in 1950 average contract monthly rent is reported for some, and average value for other, dwelling units.

DEFINITIONS AND EXPLANATIONS

More detailed and complete definitions are presented in Volume I of the Housing Reports.

Dwelling unit.—In general, a dwelling unit is a group of rooms or a single room, occupied or intended for occupancy as separate living quarters, by a family or other group of persons living together or by a person living alone.

A group of rooms, occupied or intended for occupancy as separate living quarters, is a dwelling unit if it has separate cooking equipment or a separate entrance. A single room, occupied or intended for occupancy as separate living quarters, is a dwelling unit if it has separate cooking equipment or if it constitutes the only living quarters in the structure. Also, each apartment in a regular apartment house is a dwelling unit even though it may not have separate cooking equipment. Excluded from the dwelling unit count are large rooming houses, institutions, dormitories, and transient hotels and tourist courts.

In the 1940 Census, a dwelling unit was defined as the living quarters occupied or intended for occupancy by one household. A household consisted of a family or other group of persons living together with common housekeeping arrangements, or a person living entirely alone. However, the enumerator was not explicitly

instructed to define rooms as dwelling units on the basis of cooking equipment or separate entrance.

The number of dwelling units in the 1950 Census may be regarded as comparable with the number of dwelling units in the 1940 Census. Some living quarters may have been classified as separate dwelling units in the one census and not in the other. Further, in the 1950 Census, living quarters with five or more lodgers were not tabulated as dwelling units; generally, such quarters were included in the 1940 dwelling unit count. However, the net effect of these changes is probably small.

Occupancy and tenure.—Dwelling units are classified by occupancy and tenure into four groups: owner-occupied; renter-occupied; vacant nonseasonal not dilapidated, for rent or sale; and other vacant and nonresident. A dwelling unit is classified as owner-occupied if it was owned wholly or in part by the head of the household or by some related member of his family living in the dwelling unit. All other occupied units are classified as renter-occupied whether or not cash rent was actually paid for living quarters. Rent-free units and living accommodations received in payment for services performed are thus included with the renter-occupied units.

A dwelling unit is considered vacant if no persons are living in it at the time of enumeration. New units not yet occupied were enumerated as vacant dwelling units if construction had proceeded to the extent that all the exterior windows and doors were installed and final usable floors were in place. The classification "Vacant nonseasonal not dilapidated, for rent or sale" is descriptive of the vacant dwelling units reported in this classification. "Other vacant and nonresident" units include all dilapidated and seasonal vacant units as well as the not dilapidated units which were not for rent or sale.

Because of changes in enumeration procedures, the counts of total vacant units in 1940 and 1950 are not strictly comparable. In 1940, vacant units were enumerated if they were habitable; units uninhabitable and beyond repair were excluded from the enumeration. In 1950, units were included regardless of condition if they were intended for occupancy as living quarters. Therefore, no comparison should be made between the data on "vacant nonseasonal not dilapidated, for rent or sale" units from the 1950 Census and data in the 1940 Census reports.

In both censuses, dwelling units occupied entirely by nonresidents were included with vacant units not for rent or sale. Trailers, tents, houseboats, and railroad cars which were vacant were excluded from the dwelling unit inventory in both 1950 and 1940.

Condition and plumbing facilities.—Data on condition of a dwelling unit are shown in combination with data for selected plumbing facilities and are, therefore, limited to units for which both condition and plumbing facilities are reported. Plumbing facilities include water supply, toilet facilities, and bathing facilities.

The category "with private bath" includes those dwelling units reported with both a flush toilet and a bathtub or shower inside the structure for the exclusive use of the occupants of the unit. The category "no private bath" includes those dwelling units not having private flush toilet or not having private bathing facilities. The "no running water" category includes units with only piped running water outside the structure or with only other sources such as a hand pump.

A dwelling unit is "dilapidated" when it is run-down or neglected, or is of inadequate original construction, so that it does not provide adequate shelter or protection against the elements or it endangers the safety of the occupants.

Persons per room.—The number of persons per room has been computed for each occupied dwelling unit by dividing the number of persons in the dwelling unit by the number of rooms in the dwelling unit. All persons enumerated in the Population Census as members of the household (including lodgers, servants, and

other nonrelated persons) are counted in determining the number of persons that occupy the dwelling unit. The number of rooms in the dwelling unit includes all rooms available for living quarters throughout the year. Not counted as rooms are bathrooms, closets, pantries, halls, screened porches, and unfinished rooms in the basement and attic.

Color of occupants.—Occupied dwelling units are classified by color of head of household according to the definition used in the 1950 Census of Population. The group designated as "nonwhite" consists of Negroes, Indians, Japanese, Chinese, and other nonwhite races. Persons who are not definitely Indian or of other nonwhite race are classified as white.

Contract monthly rent.—Contract monthly rent is the rent, at the time of enumeration, contracted for by the renter regardless of whether it includes furniture, heating fuel, electricity, cooking fuel, water, or personal services.

Monthly rent for vacant dwelling units is the amount asked for the dwelling unit at the time of enumeration. The average monthly rent relates to renter-occupied dwelling units and vacant nonseasonal not dilapidated units for rent. Dwelling units which are occupied "rent-free" are not included with the units reporting rent.

Value of one-dwelling-unit structures.—Average value is shown for owner-occupied dwelling units and vacant nonseasonal not dilapidated units which are for sale only. Value is shown only if the unit is in a one-dwelling-unit structure without business and if it is the only dwelling unit included in the property. The value represents the amount for which the owner estimates that the property, including such land as belongs with it, would sell under ordinary conditions and not at a forced sale. For vacant units, value is the sale price asked by the owner.

Number reporting.—Occupancy and tenure are reported for all dwelling units, and color of occupants is reported for all occupied units. The corresponding distributions for these subjects in table 1 are based on all dwelling units and on occupied units, respectively. For all other subjects, the distributions are based on the units for which the specific characteristics are reported, that is, the "Number reporting."

The number of dwelling units for which the enumerator obtained no report on a particular item is shown for the city totals only; however, the number "not reported" can easily be derived for each area in tables 2 and 3 by subtracting the number reporting from the total number of dwelling units (or total occupied).

Block identification.—A map or series of maps is included in this report showing block numbers for each block, letter designations for block areas, and the names of principal streets.

Blocks are identified by serial numbers, a separate series of numbers being used for each block area. Thus, the location of each block for which data are presented in table 3 may be determined by referring to the identification of the block area and block shown on the map. Similarly, data for a specific block may be located in the table by reference to the map for the identification numbers of the block area and block.

A block area is an arbitrary subdivision established to facilitate numbering blocks in groups of less than 1,000. In some cities this division was not necessary and the blocks are numbered within the city as a whole.

If no dwelling units are reported for a block, the block number is not listed in table 3, although it is shown on the map. Dwelling units for which the block number was not reported are indicated in the table by the symbol "NR." Detailed data are not shown for such dwelling units, nor for blocks containing fewer than three dwelling units. Average monthly rent is not shown when the monthly rent was reported for fewer than three dwelling units. Average value is not shown when the value of one-dwelling-unit properties was reported for fewer than three dwelling units. All dwelling units are included, however, in the statistics for the city.

Table 1.—CHARACTERISTICS OF HOUSING FOR THE CITY: 1950

Subject	Number	Percent	Subject	Number	Percent
OCCUPANCY AND TENURE			PERSONS PER ROOM		
All dwelling units.....	29,714	100.0	Occupied dwelling units.....	28,665	...
Owner occupied.....	18,709	63.0	Number reporting.....	28,196	100.0
Renter occupied.....	9,956	33.5	1.50 or less.....	27,280	96.8
Vacant nonseasonal not dilapidated, for rent or sale.....	502	1.7	1.51 or more.....	916	3.2
Other vacant and nonresident.....	547	1.8	Not reported.....	469	...
CONDITION AND PLUMBING FACILITIES			CONTRACT MONTHLY RENT		
All dwelling units.....	29,714	...	Renter-occupied, and vacant nonseasonal not dilapidated units, for rent—Number reporting.....	9,308	...
Number reporting.....	29,195	100.0	Total contract monthly rent..... dollars..	388,124	...
With private bath, not dilapidated.....	25,916	88.8	Average monthly rent..... dollars..	41.70	...
No private bath, with running water, not dilapidated.....	1,460	5.0	VALUE OF ONE-DWELLING-UNIT STRUCTURES		
No running water or dilapidated.....	1,819	6.2	Owner-occupied, ¹ and vacant nonseasonal not dilapidated units, for sale only—Number reporting.....	16,749	...
Condition or plumbing facilities not reported.....	519	...	Total value or sale price..... dollars..	150,562,800	...
No private bath or dilapidated.....	3,279	11.2	Average value..... dollars..	8,989	...
COLOR OF OCCUPANTS					
Occupied dwelling units.....	28,665	100.0			
White.....	26,823	93.6			
Nonwhite.....	1,842	6.4			

¹Restricted to 1-dwelling-unit properties.

HOUSING—BLOCK STATISTICS

Table 3.—CHARACTERISTICS OF HOUSING FOR BLOCK AREAS, BY BLOCKS: 1950

[Detailed statistics not shown for blocks containing fewer than 3 dwelling units, nor for dwelling units not allocated by blocks (designated by NR)]

Block area	Block	All dwelling units by occupancy and tenure					All dwelling units by condition and plumbing facilities			Occupied dwelling units			Contract monthly rent ¹		Value of one-dwelling-unit structures	
		Total	Owner occupied	Renter occupied	Vacant non-seasonal not dilap., for rent or sale	Other vacant and non-resident	Number reporting	No private bath or dilap.	No running water or dilap.	Total	Persons per room		Number reporting	Average monthly rent (dollars)	Number reporting	Average value (dollars)
											Number reporting	1.51 or more				
A	1	6	1	5		6			6	6		5	72.00			
	2	8	2	4	2	7			6	5		6	69.66			
	3	37	1	3	3	36			34	34		36	73.00	1		
	4	37	2	29	6	37			31	31		35	73.14			
	5	42	1	37	3	42		1	38	38	1	40	73.25			
	6	19	18	1		19		1	19	19		1		16	106.37	
	7	18	1	1		18			18	18		1		17	104.58	
	8	21	20	1		21			21	20		1		19	113.89	
	9	15	14		1	15			14	14				14	145.92	
	10	6	6			6			6	6				5	229.00	
	11	9	9			9			9	9				9	192.66	
	12	17	17			17			17	17				17	119.94	
	13	4	4			4			4	4				4	207.50	
	14	5		5		5			5	5		5	71.00			
	15	9	9			9			9	9				8	170.00	
	16	20	19		1	20			19	19				20	131.60	
	17	11	7	3	1	11		1	10	10		3	78.33	7	80.57	
	18	6	4	2		6			6	6		2		4	51.75	
	19	8	6	2		8		1	8	8		2		4	75.00	
	20	10	5	5		10			10	10	1	5	44.60	4	72.50	
	21	8	6	2		8			8	8		2		6	68.33	
	22	10	9	1		10		1	10	10	2	1		7	49.28	
	23	9	9			9			9	9		9	99.44	9	99.44	
	24	18	15	3		17			18	17		3	40.00	12	103.33	
	25	34	28	6		34		4	34	34	4	6	41.50	22	66.36	
	26	5	4	1		5			5	5		1		4	81.25	
	27	7	7			7			7	7		7	96.42	7	96.42	
	28	6	6			6			6	6		6	80.83	6	80.83	
	29	25	17	5	1	25		1	22	22	1	5	34.00	13	64.00	
	30	22	20	1	1	22		1	21	21		1		17	122.64	
	31	6	6			6			6	6				6	113.33	
	32	1				1			1	1				1		
	33	26	1	24		26		1	25	25	1	24	93.45	1		
	34	17	13	3	1	17		1	16	16		3	52.66	13	67.69	
	35	21	18	3		21			21	21		3	46.66	16	74.50	
	36	24	16	7	1	24			23	23		5	55.20	15	63.33	
	37	11	11			11			11	11		11	80.00	11	80.00	
	38	9	8	1		9			9	9		9	89.28	9	89.28	
	39	16	11	5		16			16	16		5	42.00	10	59.00	
	40	24	17	7		24			24	24		6	36.33	17	54.76	
	41	25	19	5	1	25			24	24		5	44.60	17	72.52	
	42	52	6	43	3	50			49	48		42	56.00	5	156.00	
	44	25	19	6		25		1	25	25	1	6	81.53	15	81.53	
	45	17	16	1		17			17	17		1		14	67.71	
	46	17	15	2		17			17	17		2		15	107.86	
	47	15	10	4	1	15			14	14		4	82.75	11	103.36	
	48	13	5	6	1	13		1	11	11		6	86.16	6	120.00	
	49	14	9	5		14			14	14		5	94.00	9	101.11	
	50	19	17	2		19			19	19		2		17	90.58	
	51	15	12	3		15			15	15		3	49.00	12	92.41	
	52	35	30	3		34			33	33	1	3	73.33	24	102.54	
	53	16	13	2	1	16		1	15	15		1		12	103.33	
	54	17	15	2		17			17	17		2		14	104.50	
	55	2				2			2	2				2		
	56	20	20			20			20	19				20	119.35	
	57	35	24	1	1	30			35	31		9	80.55	20	114.50	
	58	20	19	1		20			20	20		1		19	120.10	
	60	20	18	1	1	19			19	18		1		13	112.30	
	61	20	20			20		1	20	20		1		17	85.88	
	62	10	8	1	1	10		1	9	9	1			9	144.44	
	63	12	11			11			11	10				11	121.36	
	64	14	12	2		14			14	14				12	107.91	
	65	19	17	2		19			19	19		2		12	112.62	
	66	13	11	1	1	13			12	12		1		11	118.45	
	67	24	22	1	1	24		1	23	23	1	21	130.66	21	130.66	
	68	16	14	2		16			16	16		2		14	101.71	
	69	20	17	2	1	20			19	19		2		17	98.05	
	70	17	16	1		17			17	17		1		15	112.00	
	71	20	18	1	1	20			19	18				17	100.11	
	72	15	15			14			15	14				13	106.53	
	73	17	17			11			17	17	1			16	84.31	
	74	18	16	2		18			18	18		2		16	97.75	
	75	20	16	4		20			20	20		4	96.25	16	116.18	
	76	11	11			11			11	11				11	116.36	
	77	25	23	2		23			25	23				22	99.27	
	78	21	16	5		21			21	21		1	94.00	16	108.68	
	79	16	16			16			16	16				14	73.71	
	80	16	14	1	1	16		2	15	15		2		14	61.57	
	81	17	11	6		16		1	17	17		6	48.16	11	52.54	
	82	20	16	4		20		3	20	20		3	51.66	15	58.33	
	83	11	11			11			11	11				11	104.00	
	84	3	3			3			3	3				1		
	85	15	13	1		15			15	15		2		13	112.30	
	86	14	13	1		14			14	14				12	121.66	
	87	21	17	2	2	20			19	19		2		19	108.99	
	88	11	11			11			11	11				11	109.72	
	89	11	11			11			11	11				11	111.01	

¹For renter-occupied dwelling units and vacant nonseasonal not dilapidated units, for rent.²For owner-occupied dwelling units and vacant nonseasonal not dilapidated units, for sale only.

Table 3.—CHARACTERISTICS OF HOUSING FOR BLOCK AREAS, BY BLOCKS: 1950—Con.

Block area	Block	All dwelling units by occupancy and tenure					All dwelling units by condition and plumbing facilities			Occupied dwelling units			Contract monthly rent ¹		Value ² of one-dwelling-unit structures	
		Total	Owner occupied	Renter occupied	Vacant non-seasonal not dilap., for rent or sale	Other vacant and non-resident	Number reporting	No private bath or dilap.	No running water or dilap.	Total	Persons per room		Number reporting	Average monthly rent (dollars)	Number reporting	Average value (dollars)
											Number reporting	1.51 or more				
A	90	12	4			8			4	4				4	11,875	
	92	20	7	11	2				18	17		13	68.84	7	11,000	
	93	8	7	1					8	8		1		7	13,785	
	94	19	17	2					19	19		2		17	11,235	
	95	21	20	1					21	21		1		19	11,342	
	96	10	9	1					10	10		1		8	11,162	
	97	26	4	22					26	26		21	74.28	4	7,875	
	98	23	17	6				3	23	22		5	29.60	16	5,137	
	99	11	7	4				3	11	11	1	3	29.33	6	3,416	
	100	3	3						3	3				3	4,000	
	101	22	17	5				1	22	22		4	72.50	14	5,535	
	102	35	13	20	2				33	33		22	74.77	12	8,666	
	104	9	9						9	9		2		9	11,611	
	105	20	18	2					20	20		2		18	11,538	
	106	16	13	2	1				15	15		3	91.66	10	12,000	
	107	8	7	1	1			1	7	7		1		5	12,600	
	108	84	65	7	9	3			84	72		11	81.36	64	11,340	
	109	6	1	4	1				6	5		4	96.25	1		
	110	20	9	10	1				19	19		11	79.54	7	13,857	
	111	22	22						22	22				22	12,727	
	112	15	13	2					15	15		1		13	10,453	
	114	11	9	2					11	11		2		8	9,062	
	115	15	10	5				4	15	15	2	5	49.20	9	6,333	
	116	14	14						14	14				14	11,642	
	117	12	10	2					12	12		2		10	11,100	
	118	18	17	1					18	18		1		17	10,652	
	119	20	18	2					20	20		1		18	10,833	
	120	9	9						9	9				9	8,688	
	121	20	18	2					20	20		2		17	9,511	
	122	25	23	2				3	25	25		1		23	8,726	
	123	15	14	1					15	15				14	9,964	
	125	1														
	126	45		44	1				44	44		45	36.35			
	127	52		51	1				51	51	1	52	36.71			
	128	13	12	1					13	13	1	1		11	8,618	
	129	16	14	2					16	16		2		14	9,985	
	130	20	19	1					20	20		1		19	10,078	
	131	13	9	3		1			13	12		1	56.00	9	9,500	
	135	65	12	52		1		11	64	64	5	52	31.55	1		
	136	21	19	2					21	21		2		18	9,294	
	137	21	19	1	1				21	20		2		17	10,347	
	138	17	16	1					17	17		1		15	10,620	
	139	19	19						19	19				19	9,415	
	140	17	16	1					17	17		1		16	9,550	
	141	16	13	3					16	15		3	80.00	13	9,323	
	142	197		192		5		1	195	186	1	186	36.73			
	143	10	9	1					10	10		1		9	9,700	
	144	26	16	9	1			1	25	25		8	88.12	17	10,624	
	145	16	12	4					16	16		4	85.00	12	11,250	
	147	8	7	1					8	8		1		7	10,142	
	148	3	1	1		1			3	2		1		1		
	149	10	9	1					10	10				9	9,500	
	150	1														
	151	5	3	2					5	5		2		3	8,000	
	152	29	19	9		1			28	28		29	53.55	18	10,555	
	153	23	20	3					23	23		3	58.66	19	7,694	
	154	21	14	7					21	21		7	59.65	14	8,700	
	155	24	22	2					24	24		2		22	8,786	
	156	24	21	2	1			1	24	23		1		20	8,350	
	157	21	14	7					21	21		7	55.71	14	9,357	
	158	22	20	2					22	22		2		20	9,100	
	159	18	18						18	18				18	7,705	
	160	22	19	3				1	22	21		3	35.00	18	6,500	
	161	18	16	2					18	18		2		13	6,330	
	163	22	18	4				1	22	22	2	2	32.00	16	5,881	
	164	21	16	4		1		6	20	20		2		13	10,509	
	165	13	12	1					13	13				11	11,312	
	166	18	18						18	18				16	10,275	
	167	14	12	1	1				13	12		1		12	10,275	
	168	15	15						14	15				14	10,271	
	170	14	14						14	14				14	9,257	
	171	13	12		1				13	12				12	9,366	
	172	12	7	4	1	1			11	11		3	55.00	1	12,500	
	173	6	5		1				6	5		1		3	12,000	
	174	20	20						20	20				20	9,725	
	175	19	18	1					19	19		1		18	10,166	
	176	20	19		1				20	19				19	9,657	
	177	20	20						20	20				20	9,020	
	178	24	20	3	1				23	22		3	30.00	18	8,077	
	179	22	20	2					22	22		2		20	9,735	
	180	15	14			1			14	14				13	9,453	
	181	17	15	2					17	17		2		13	8,269	
	182	20	16	3	1				19	19		3	27.66	14	6,814	
	183	22	18	4					22	22		3	57.00	16	6,468	
	184	30	24	4		2		2	29	28		3	63.33	23	7,021	
	185	21	20	1					21	21		1		15	9,213	
	186	26	6	20				1	25	26		17	46.82	5	7,300	

¹For renter - occupied dwelling units and vacant nonseasonal not dilapidated units, for rent.
²For owner - occupied dwelling units and vacant nonseasonal not dilapidated units, for sale only.

HOUSING—BLOCK STATISTICS

Table 3.—CHARACTERISTICS OF HOUSING FOR BLOCK AREAS, BY BLOCKS: 1950—Con.

Block area	Block	All dwelling units by occupancy and tenure					All dwelling units by condition and plumbing facilities			Occupied dwelling units				Contract monthly rent ¹		Value ² of one-dwelling-unit structures	
		Total	Owner occupied	Renter occupied	Vacant non-seasonal not dilap., for rent or sale	Other vacant and non-resident	Number reporting	No private bath or dilap.	No running water or dilap.	Total	Persons per room	Occupied by non-white	Number reporting	Average monthly rent (dollars)	Number reporting	Average value (dollars)	
A	187	9	7	2		9			9	9					6	12,833	
	188	30	24	6		28	2	1	30	30	2	6	49.00	24	7,116		
	189	24	19	4		24			23	23		4	36.25	19	7,947		
	190	22	21	1		22			22	22	1	1		20	5,875		
	191	19	15	3		18	1	1	18	17		3	45.00	13	5,969		
	192	4	3	1		4			4	4		1		3	9,033		
	193	32	20	12		32			32	32		10	34.80	19	6,526		
	194	21	16	5		21			21	20	1	5	43.40	16	8,112		
	196	18	17	1		18			18	18		1		17	8,794		
	197	17	15	2		16	1	1	17	17	1	2		14	7,535		
	198	19	15	4		19			19	19		3	43.00	14	9,357		
	199	22	21	1		22			22	22		1		21	9,404		
	200	18	17	1		18			18	18		1		17	9,400		
	201	18	18			18			18	17				18	8,950		
	202	20	16	4		20			20	20		3	55.00	15	10,973		
	203	34	31	3		34			34	34		3	44.33	28	8,896		
	204	4	4			4			4	4				4	9,750		
	205	14	12	2		13			14	14		2		12	9,133		
	206	7	5	2		6			7	7		1		4	18,350		
	207	16	12	4		16	1		16	16		4	54.50	10	8,810		
	208	7	5	2		6	1	1	7	7	1	1		4	5,375		
	209	1															
	210	26	18	8		23	1		26	25		8	39.50	17	6,247		
	211	30	24	6		30			30	30		6	45.00	21	4,885		
	212	9	6	3		9			9	9		3	39.33	6	4,716		
	213	23	20	3		23	1	1	23	23	2	1		19	4,800		
	214	21	14	6	1	21	1		20	20		5	25.60	11	5,590		
	215	9	6	3		9			9	9		3	27.66	6	5,833		
	216	26	16	10		25			26	26	1	10	26.40	14	4,564		
	217	20	13	7		20			20	20		6	53.66	12	5,183		
	218	27	18	9		27			27	27		7	37.57	14	5,778		
	219	23	16	6	1	22	3	1	22	22		6	23.00	13	5,561		
	220	18	11	7		17	1		18	17		5	36.40	8	5,662		
	221	16	12	4		16			16	16		3	41.66	11	8,336		
	222	15	13	2		15			15	15		2		11	8,000		
	223	18	14	4		18			18	18		4	50.50	13	5,423		
	224	19	14	5		19	1		19	19		5	45.00	12	4,491		
	225	10	8	2		10			10	10	1	2		7	7,857		
	226	37	22	13	1	36	5	4	35	29		11	43.00	20	9,770		
	227	57	35	20	1	55	6	5	55	52	2	16	37.87	27	5,129		
	228	10	8	2		10			10	10				8	4,437		
	229	10	10			10	1		10	10				10	6,080		
	230	96	1	95		95	1	1	96	81	2	95	36.17	1			
	231	9	7	2		9	1		9	9		1		7	6,014		
	232	14	9	4		14	2	1	13	13	1	4	35.25	7	5,671		
	234	18	15	3		18			18	18		3	25.00	12	5,941		
	235	10	7	2		10			9	9		6		6	6,833		
	236	17	11	6		17			17	17		1	56.50	11	8,254		
	237	22	20	2		22			22	22		2		19	10,721		
	238	15	12	2	1	15			14	14		2		12	7,208		
	239	20	15	5		20			20	20		4	35.00	12	6,708		
	240	25	10	12	1	25	3		22	22		11	30.09	10	4,450		
	241	18	8	10	2	18			18	18		8	32.25	6	6,416		
	242	17	13	4		17	1	1	17	17		4	42.50	11	5,818		
	243	21	11	10		21			21	21		9	39.22	7	4,428		
	244	17	14	3		17	2	2	17	17		2		14	6,107		
	245	22	16	5	1	22	1	1	21	21	1	5	29.40	14	5,285		
	246	18	13	4	1	18	1	1	17	17		5	33.00	12	5,625		
	247	20	9	11		20	2		20	20		9	38.77	7	7,285		
	248	19	11	6	2	19	4	1	17	17		7	37.57	9	5,088		
	249	59	37	21	1	59	2		58	55	1	16	44.43	34	8,470		
	250	2															
	251	9	8		1	9	1	1	8	8				8	4,812		
	253	17	11	6		17	4	4	17	17	2	5	34.80	7	4,985		
	254	4	4			4			4	4				4	7,750		
	255	8	7	1		7	1	1	8	7		1		6	5,000		
	256	20	12	8		19	2	2	20	19	1	8	35.62	11	5,272		
	257	19	9	10		18	4		19	18		10	25.80	5	4,400		
	258	25	12	13		25	4	3	25	25	1	13	49.46	11	5,863		
	259	12	11		1	12			11	11				11	6,863		
	260	23	9	14		23	3	2	23	23	2	14	41.14	7	6,000		
	261	12	9	3		12	1	1	12	12	1	3	48.33	7	8,428		
	262	29	10	19		29			29	29		19	45.78	8	7,312		
	263	24	14	9	1	24	6	6	23	23	1	10	34.50	12	7,416		
	264	21	16	5		21	2	1	21	21		5	38.40	16	6,200		
	265	17	8	8		17	3	3	16	16		8	24.12	7	6,928		
	266	27	21	6		26	1	1	27	26		4	21.75	19	5,373		
	267	18	12	6		18			18	16		6	45.83	11	4,681		
	268	9	5	3	1	8			8	8		2		5	11,960		
	269	24	18	6		22	1	1	24	24		5	26.80	16	6,756		
	270	33	21	11	1	33	5	3	32	32	2	9	36.11	17	5,176		
	271	26	18	7	1	26			25	24		6	47.00	14	7,357		
	272	23	16	6	1	23			22	22		5	47.00	15	8,686		
	273	14	11	3		14	2	2	14	14		3	29.00	9	8,533		
	274	20	16	4		19			20	18		4	30.25	14	9,342		
	275	19	15	3	1	19	1	1	18	18	1	3	28.66	15	9,400		
	276	22	20	2		22	1	1	22	22		2		20	6,745		

¹For renter-occupied dwelling units and vacant nonseasonal not dilapidated units, for rent.²For owner-occupied dwelling units and vacant nonseasonal not dilapidated units, for sale only.

Table 3.—CHARACTERISTICS OF HOUSING FOR BLOCK AREAS, BY BLOCKS: 1950—Con.

Block area	Block	All dwelling units by occupancy and tenure				All dwelling units by condition and plumbing facilities			Occupied dwelling units			Contract monthly rent ¹		Value ² of one-dwelling-unit structures		
		Total	Owner occupied	Renter occupied	Vacant non-seasonal not dilap. for rent or sale	Other vacant and non-resident	Number reporting	No private bath or dilap.	No running water or dilap.	Total	Persons per room		Number reporting	Average monthly rent (dollars)	Number reporting	Average value (dollars)
											Number reporting	1.51 or more				
A	277	25	19	6		2	2	2	25	25		6	40.16	19	7,326	
	278	13	6	5		2	1	1	11	10	1	5	43.60	5	7,300	
	279	15	14	1					15	15		1		14	7,428	
	280	15	6	9					15	15		9	46.22	5	7,300	
	281	8	8						8	8				8	6,187	
	282	16	14	2					16	16	2	2		14	7,064	
	283	25	19	6					25	25	6	6	28.33	19	5,815	
	284	5	4	1					5	5	1	1	25.00	4	9,250	
	285	14	11	3			1		14	14	3	3	25.00	10	7,130	
	286	25	11	13	1				24	23	1	11	36.18	9	7,277	
	287	13	12	1					13	13				12	10,500	
	288	17	12	5					17	17	4	4	44.50	10	5,810	
	289	14	6	8				1	14	14	1	8	29.12	5	6,300	
	290	17	11	6				1	17	17	6	6	30.50	9	7,833	
	291	20	13	7					20	20	7	7	47.14	12	6,133	
	292	10	10						10	7				10	5,650	
	293	21	16	5				4	21	15		5	36.40	13	7,561	
	294	11	10	1				1	11	11	1	1		9	6,022	
	295	12	11	1					12	11		1		11	7,227	
	296	15	13		2				15	13				15	8,420	
	297	15	12	3					15	15		3	19.33	12	6,016	
	298	17	12	4	1				17	16		5	44.00	10	5,340	
	299	15	11	4					15	15	1	3	45.00	11	7,336	
	300	2							2	2				2		
	302	7	2		3	2	2		7	7		1				
	303	3	1	1		1			3	2					10,283	
	304	7	6	1					7	7		1		6	2,740	
	305	5	4		1				5	4				5	8,050	
	306	15	10	5					15	10	1			10	8,050	
	309	30	19	11					30	30	1	1	55.00	16	7,062	
	310	23	22	1					23	23		1		22	8,477	
	311	30	26	4	1	1			30	25	2	2		24	9,237	
	312	10	9	1					10	7				9	6,777	
	313	22	15	7					22	19			42.71	10	7,400	
	314	14	13	1				3	14	13	1	1	33.00	14	7,541	
	315	19	15	4				2	19	19		4		12	7,541	
	316	10	10						10	9		5		9	9,166	
	317	18	13	5					18	18		5	57.40	13	7,846	
	318	23	20	3					23	22	1	3	65.00	19	9,184	
	319	14	11	3					14	14	1		68.33	10	9,500	
	320	17	14	3	2				17	15		2		15	9,333	
	321	24	22	2					24	24		2		22	8,840	
	322	17	13	4					17	17		4	37.00	12	10,375	
	323	22	19	3					22	22		3	66.66	19	7,473	
	324	29	17	12					29	27	1	12	48.83	14	10,214	
	325	20	18	2					20	20		2		18	8,966	
	326	15	14	1					15	15		1		12	8,750	
	327	22	20	2					22	22		2		16	6,718	
	328	17	13	4	1				17	17	1	3	34.66	14	6,678	
	329	19	14	5		1			19	16		3	50.00	14	7,714	
	330	12	12						12	11				12	7,833	
	331	21	20	1					21	21				19	7,105	
	332	19	19						19	19				18	7,055	
	333	22	22						22	22		3	27.66	10	5,580	
	334	20	17	3	1				20	20	1	5	39.42	16	4,881	
	335	17	13	4					17	17		3	43.00	16	4,881	
	336	22	23		1				22	22		13	38.07	16	5,406	
	337	19	18	1					19	18		2		18	6,188	
	338	15	10	5					15	15		5	36.00	10	6,180	
	339	7	7						7	7				7	8,214	
	340	14	9	5					14	14		5	43.40	9	6,888	
	341	16	11	5					16	16		5	26.20	11	5,709	
	342	9	9						9	9		2		3	8,666	
	343	21	12	9					21	19		8	46.12	11	7,181	
	344	13	13					1	13	13		1		10	7,000	
	345	8	8						8	8				7	7,571	
	346	16	15	1					16	16				15	5,640	
	347	15	12	3					15	15		2		10	6,750	
	348	13	12	1					13	13		3	41.66	8	5,312	
	349	20	19	1				1	20	20	11	3	35.09	6	6,166	
	350	14	8	6	1				14	13		5	60.00	7	7,928	
	351	14	12	2					14	14		2		12	8,033	
	352	17	17						17	17		8	38.25	9	7,444	
	353	10	10						10	10		5	33.00	4	10,625	
	354	11	10	1					11	10		3	31.66	7	6,714	
	355	11	11						11	11		3		9	7,522	
	356	19	15	4				10	19	16	2	23	40.08	9	7,522	
	357	24	23	1					24	23		5	38.40	16	7,868	
	358	22	22		1				22	22		10	42.00	25	6,640	
	359	22	22						22	22		6	36.66	16	5,968	
	360	22	22						22	22		3	44.00	22	6,568	
	361	25	25						25	25		7	47.14	15	6,333	
	362	25	14	11					25	25		11	36.81	14	5,857	
	363	24	13	11					24	24		10	45.40	12	6,883	
	364	18	14	4					18	18		4	32.50	13	5,607	
	365	24	20	4					24	23		3	50.00	17	5,982	
	366	25	21	4				1	25	24		2		19	6,989	
	367	22	5	15		2			22	20		13	21.69	5	7,800	
	368	26	8	18				9	26	26		18	51.55	7	8,857	

¹For renter - occupied dwelling units and vacant nonseasonal not dilapidated units, for rent.
²For owner - occupied dwelling units and vacant nonseasonal not dilapidated units, for sale only.

HOUSING—BLOCK STATISTICS

Table 3.—CHARACTERISTICS OF HOUSING FOR BLOCK AREAS, BY BLOCKS: 1950—Con.

Block area	Block	All dwelling units by occupancy and tenure					All dwelling units by condition and plumbing facilities			Occupied dwelling units			Contract monthly rent ¹		Value ² of one-dwelling-unit structures		
		Total	Owner occupied	Renter occupied	Vacant non-seasonal not dilap., for rent or sale	Other vacant and non-resident	Number reporting	No private bath or dilap.	No running water or dilap.	Total	Persons per room		Occupied by non-white	Number reporting	Average monthly rent (dollars)	Number reporting	Average value (dollars)
											Number reporting	1.51 or more					
A	367	32	15	15	2												
	368	32	16	16			5		30	30	1	15	30.00	8	6,025		
	369	25	15	9					32	32		16	37.87	14	6,228		
	370	38	16	21	1	1			24	23		9	63.11	15	5,460		
	371	22	13	9				10	37	37	2	22	33.09	14	7,071		
	372	22	14	8				9	22	22		8	29.00	11	6,045		
	373	11	8	3				9	22	22		8	33.25	14	4,535		
	374	12	9	3					11	11		3	26.00	7	5,185		
	376	34	17	12	2	3			12	12	1	3	68.33	8	5,225		
	377	26	17	9				1	29	28	1	13	35.38	9	6,000		
									26	26	1	8	40.37	14	7,107		
	378	25	17	6	2				23	23		7	45.85	15	8,433		
	379	17	10	5		2			15	15		5	44.20	8	5,900		
	380	18	12	6					18	17		6	28.33	12	5,375		
	381	14	10	3		1		5	13	12		2	59.00	10	5,900		
	382	18	15	3					18	18		3	38.33	15	6,466		
	383	16	13	3				1	16	16		3	24.33	11	6,136		
	384	17	11	6				6	16	17		4	50.50	11	4,227		
	385	14	10	4				8	14	14		3	31.66	9	4,777		
	386	16	9	7				1	16	16		7	70.85	7	5,071		
	387	17	14	3					17	17	1	2		14	6,285		
	388	19	13	6					19	19		4	44.50	12	7,041		
	389	14	11	3					14	14	1	3	36.66	11	6,545		
	390	16	13	3				1	16	14		3	42.66	12	6,141		
	391	18	18					1	18	18				18	6,572		
	392	14	9	5					14	14	1	5	79.44	9	7,944		
	393	15	12	3					15	15		2		12	8,083		
	394	24	16	8				3	24	24	1	1	35.14	15	7,060		
	395	26	16	9		1		2	25	25		8	32.50	15	5,566		
	396	25	22	3					24	25		3	36.66	19	5,521		
	397	23	20	3				4	23	23	1	2		14	4,628		
	398	23	17	6				1	23	21		4	38.75	16	5,268		
	399	11	9	1	1				10	10		1		10	7,330		
	400	54	39	15					54	54		13	39.38	39	6,620		
	401	4	1	2	1				3	3		2		2			
	402	23	22	1					23	23		1		22	9,095		
	403	5	5						5	5				4	7,375		
	404	22	21	1					22	22		1		21	7,900		
	405	22	16	6					22	22		5	38.00	16	9,987		
	406	19	14	3	2				19	17		3	73.33	16	8,506		
	407	15	13	2					15	15		2		13	8,461		
	408	17	15	1		1			16	16				14	8,250		
	409	19	17	2					19	19		1		17	9,341		
	410	26	23	2		1			26	25		1		22	9,863		
	411	15	13	2					15	15		2		12	8,666		
	412	5	5						5	5	1			4	12,750		
	414	21	20	1					21	21		1		20	10,515		
	415	25	23	2				1	25	25		1		21	9,785		
	416	16	11	4		1		1	15	15		3	46.33	11	9,136		
	417	18	16	2					18	18		2		15	8,266		
	418	29	22	6	1			1	28	28		6	51.66	20	9,150		
	419	14	14						14	14				12	8,625		
	420	16	12	4					16	16		4	43.75	12	9,583		
	421	24	22	2					24	23		2		21	7,990		
	422	18	17	1	1				17	16				16	11,843		
	423	13	12	1					13	13		1		12	12,083		
	424	14	11	3					14	14	1	3	91.66	10	10,350		
	425	24	24						24	24				23	10,500		
	426	16	15	1					16	16		1		15	9,400		
	427	12	11	1					12	12				11	12,409		
	428	18	18						18	18				17	10,735		
	429	25	21	4					25	25		4	40.75	19	11,394		
	430	25	16	7	2			6	24	23	2	5	35.00	15	6,433		
	431	14	11	3					14	14		3	35.00	8	6,912		
	432	19	18	1					19	19		1		17	7,352		
	433	17	13	4					17	16		2		12	7,000		
	434	21	17	4					21	21		4	59.00	14	7,142		
	435	6	6						6	6				6	6,500		
	436	14	8	6				1	14	14		6	60.00	6	4,166		
	437	15	11	4					15	15		4	33.50	9	5,388		
	438	13	12	1				3	13	13		1		11	8,545		
	439	10	5	5					10	10		5	27.60	5	6,400		
	440	13	4	9				4	13	13	1	9	21.00	4	4,750		
	441	18	14	4					18	17		4	51.25	13	5,576		
	442	18	14	4				5	18	18		3	36.66	14	6,471		
	443	39	26	13				9	37	39		12	28.33	24	5,979		
	444	15	9	6				5	15	15		6	30.00	8	8,025		
	445	17	15	2				3	17	16		2		13	6,307		
	446	19	12	7					19	19		6	29.16	10	6,550		
	447	14	12	2					14	14		1		11	6,245		
	448	10	7	3					10	10		3	63.33	4	7,000		
	449	28	24	4					28	28		4	32.00	23	5,530		
	450	25	10	14		1			25	24		13	39.46	9	7,166		
	451	27	9	18				1	27	27		16	48.68	9	7,622		
	452	29	12	17					27	28		16	60.00	9	7,833		
	453	33	9	23	1				33	32	1	22	32.50	4	8,625		
	454	31	7	19	3				31	26		22	42.22	5	5,600		
	455	27	17	8	2			3	27	25		8	35.75	15	6,000		

¹For renter - occupied dwelling units and vacant nonseasonal not dilapidated units, for rent.²For owner - occupied dwelling units and vacant nonseasonal not dilapidated units, for sale only.

Table 3.—CHARACTERISTICS OF HOUSING FOR BLOCK AREAS, BY BLOCKS: 1950—Con.

Block area	Block	All dwelling units by occupancy and tenure					All dwelling units by condition and plumbing facilities			Occupied dwelling units			Contract monthly rent ¹		Value ² of one-dwelling-unit structures		
		Total	Owner occupied	Renter occupied	Vacant non-seasonal not dilap., for rent or sale	Other vacant and non-resident	Number reporting	No private bath or dilap.	No running water or dilap.	Total	Persons per room		Occupied by non-white	Number reporting	Average monthly rent (dollars)	Number reporting	Average value (dollars)
											Number reporting	1.51 or more					
A	456	34	16	17	1	1	33	6	1	33	33	2	17	39.05	12	6,650	
	457	38	9	27	1	1	37	5		36	36		26	23.73	8	7,250	
	458	24	21	2	1		24			23	23		22		2	8,759	
	459	4	2	2			4			4	4						
	460	2															
	461	31	20	11			29	2	2	31	28		11	34.90	12	9,791	
	462	43	30	13			43	1	1	43	43		12	28.75	23	4,182	
	463	8	4	3		1	7	4	4	7	7	1	1	83.33	3	22,333	
	B	1	5	3	2		5	1		5	5		2			3	5,666
		2	21	16	5		21	2	1	21	21	2	5	28.40	15	5,466	
3		3	2	1		3			3	3		1		2			
4		21	13	7		1	21	2	2	20	20	1	1	44.85	11	7,090	
5		20	16	3		1	20			19	19		3	41.66	15	6,100	
6		10	9	1			10	5	1	10	10	2	1		7	4,257	
7		17	15	2			17	1		17	17		2		15	5,653	
8		19	13	6			19			19	19		2	35.60	12	7,666	
9		22	18	4			22			22	21		4	47.50	18	6,666	
10		16	13	3			16	1	1	16	16	1	4		13	7,076	
11		2															
12		19	16	3		1	19			19	19	1	2		15	8,073	
13		16	13	3			16			15	15		3	58.33	11	6,409	
14		13	13				13			13	13				13	10,000	
15		16	15	1			16			16	16		1		15	9,953	
16		4	4				4			4	4				4	10,000	
17		22	22				21			22	22		2		22	10,000	
18		19	18	1			18			19	19		1		18	10,000	
19		20	20				20			20	20		2		20	10,000	
20		21	21				20			21	20		1		19	9,526	
21		18	17	1		1	18			18	18		1		17	9,470	
22		10	8	2		1	10			9	9		1		7	10,000	
23		8	7	1			8			8	8		1		7	9,857	
24		6	4	2		2	6			4	4				5	10,000	
25		5	1	4		4	5			1	1				2	10,000	
26		3	2	1			3			2	2	1			2	10,000	
27		11	5	6		6	11			5	5				11	10,000	
28		4	3	1			4			3	3				4	10,000	
29		15	15			15	15			15	15		1		15	10,100	
30		23	22	1			23			23	23		1		22	8,577	
31		87	53	2		32	87			55	55	1	2		84	7,903	
32		18	18				18			18	18				17	13,176	
33		12	12				12			12	12	1			12	14,458	
34		7	7				7			7	7				5	12,700	
35		20	14	6			20	1	1	20	19		6	41.66	14	9,035	
36		23	19	4			23			23	23		2	48.33	19	14,157	
37		23	21	2		1	23			23	23		2		21	12,595	
38		23	14	9		1	23		1	23	23		2	46.85	11	17,090	
39		16	13	3			16			16	16		3	79.33	11	14,545	
40		23	20	3			23			23	23		2		19	11,994	
41		31	24	7			31		1	31	31		7	83.57	24	17,379	
44		23	20	3			23		1	23	23	1	2		18	16,194	
45		27	19	8			27			27	27		2		19	13,842	
46		21	18	3			21			21	21		3	31.00	18	13,183	
47		27	25	2			27			27	27		2		24	10,629	
48		21	19	2			21		1	21	19		2		19	11,078	
49		19	19				19			19	19				19	18,000	
50		20	20				20			20	20				20	16,900	
51		17	17				17			17	17				17	15,294	
52		21	21				21			21	21				20	13,275	
53	17	10	3		3	17			13	13		3	83.33	12	13,125		
54	18	12	3		1	18			15	15		3	44.33	13	9,507		
55	16	14	2			16			14	14				13	10,000		
56	9	8	1			9			9	9				9	10,033		
57	14	13	1			14			13	13				13	9,907		
58	10	7	3			10			7	7				10	9,840		
59	28	15	1		1	28			16	16		1		24	10,062		
60	18	15	3			18			16	16		1		16	9,737		
61	20	15	5			20			15	15				19	10,094		
62	19	15	3		1	19			18	18		2		15	13,300		
63	14	12	2			14			14	14				12	15,958		
64	19	19				19			17	17				19	17,973		
65	17	15	2			17			17	17				14	14,314		
66	19	19				19			19	19				19	19,815		
67	21	21				21			21	21				21	18,619		
68	18	16	2			18			18	18		1		16	17,925		
69	20	20				20			20	20				20	18,700		
70	25	24	1			25			25	25		1		24	10,008		
71	26	16	10			26			26	26		9	57.77	16	9,406		
72	36	20	16			34			36	35		12	37.91	16	7,812		
73	30	19	11			28			30	30		1	64.27	19	9,184		
74	29	9	20			27			29	29		2	49.90	8	6,562		
75	10	7	3			10			10	10	1		33.33	7	8,471		
76	9	5	4			9			9	9		4	63.75	3	12,833		
77	11	10	1			11		1	11	11		1		10	14,350		
78	20	8	11		1	19			19	18		10	48.20	4	11,250		
79	24	12	11			23			23	23		11	36.36	12	11,125		

¹For renter-occupied dwelling units and vacant nonseasonal not dilapidated units, for rent.
²For owner-occupied dwelling units and vacant nonseasonal not dilapidated units, for sale only.

HOUSING—BLOCK STATISTICS

Table 3.—CHARACTERISTICS OF HOUSING FOR BLOCK AREAS, BY BLOCKS: 1950—Con.

Block area	Block	All dwelling units by occupancy and tenure					All dwelling units by condition and plumbing facilities			Occupied dwelling units			Contract monthly rent ¹		Value ² of one-dwelling-unit structures	
		Total	Owner occupied	Renter occupied	Vacant non-seasonal not dilap., for rent or sale	Other vacant and non-resident	Number reporting	No private bath or dilap.	No running water or dilap.	Total	Persons per room		Number reporting	Average monthly rent (dollars)	Number reporting	Average value (dollars)
											Number reporting	1.51 or more				
B	80	35	23	12					35	34		12	4 0.00	22	12,181	
	81	31	25	5	1				30	30		6	5 1.16	23	16,369	
	82	14	13	1					14	14		1		11	2,346	
	83	15	11	4					15	15		4	7 7.75	11	19,545	
	84	20	20						20	20				20	17,550	
	85	16	16						14	15				14	20,678	
	86	14	14						14	14				14	18,992	
	87	17	17						17	17				17	21,411	
	88	6	4	2					6	6		1		4	23,875	
	89	2														
	90	20	18	1	1				19	19		1		17	11,941	
	91	9	9						9	9				9	15,333	
	92	12	12						12	12				11	13,727	
	93	17	15	2					17	17	1	2		15	13,966	
	94	15	14		1				14	14				14	13,200	
	95	17	15	2	1	1			17	15		1		15	9,820	
	96	16	14	2					16	16		1		14	9,757	
	98	5	4	1					5	5		1		4	9,500	
	99	1														
	100	3	2			1			3	2				2		
	101	5	4			1			4	4				4	10,275	
	102	3	2	1					3	3	1			1		
	103	17	16	1					17	17		1		16	10,493	
	104	12	10	2					12	12				10	10,100	
	105	9	7	2					9	9		2		7	8,685	
	106	12	11	1					12	11		1		11	9,054	
	107	15	14	1					15	15		1		14	9,950	
	108	14	14	1					14	14		4	37.50	10	9,270	
	110	22	20	2					22	22	1	2		20	9,795	
	111	20	19	1					20	20		1		19	8,410	
	112	21	19	2					21	20	1	2		17	16,029	
	113	25	20	5		2			25	25		7	59.00	17	10,176	
	114	42	20	22				1	40	40		18	45.88	18	11,027	
	115	32	19	13				1	32	32		12	45.00	18	9,438	
	116	14	11	3					14	14		3	28.33	10	12,000	
	117	18	18						18	18		5	36.60	10	11,200	
	118	22	22						22	22				19	14,252	
	119	19	19						19	19				19	14,726	
	120	4	4						4	4				2		
	121	10	7	2	1				9	7		3	56.66	6	10,650	
	122	7	3	2	2				7	5		4	52.75	3	7,666	
	123	11	5	6					11	11		5	42.40	4	5,875	
	124	29	10	19	1				28	28		18	46.94	8	6,687	
	125	24	19	5					24	22		4	51.25	17	10,941	
	126	14	14						14	14				14	21,392	
	127	18	18						18	18		10	44.00	7	13,214	
	128	14	9	5					14	14		5	57.00	7	20,071	
	129	23	10	13					21	23		12	45.08	9	12,244	
	130	46	20	26				13	45	46		24	47.00	19	11,142	
	131	55	34	21				1	52	55		18	48.94	31	11,696	
	132	11	9	2					11	11		2		8	7,625	
	133	28	18	10					28	28		9	48.44	18	8,105	
	134	22	18	3		1			21	20		3	45.00	16	16,968	
	135	30	16	14					30	30		14	60.42	9	17,777	
	136	19	18	1					19	19		1		18	18,222	
	137	18	15	3					17	16		1		15	18,266	
	138	25	20	5		1	1		25	25		5	28.00	20	9,130	
	139	22	21	1					22	22				21	8,626	
	140	18	18						18	18				18	10,944	
	141	21	16	4	1				20	20		5	48.00	16	11,093	
	143	19	18	1					19	19		1		17	8,347	
	144	21	20	1				1	20	20				19	11,052	
	145	17	17						17	17				17	11,529	
	146	15	12	3					15	15		3	49.33	12	14,025	
	147	17	15	2					17	17		2		15	18,066	
	148	20	20						20	20				19	17,358	
	149	19	18	1					19	19		1		17	15,382	
	150	21	21						21	20				20	15,900	
	152	30	23	7				1	29	28		6	54.33	20	14,775	
	153	20	16	4					20	20		3	62.00	16	20,000	
	154	13	9	4					13	13		3	51.33	6	14,666	
	155	10	9	1					10	10		1		8	16,187	
	157	13	5	8					13	13	2	8	66.25	4	7,250	
	158	12	4	7	1				12	11		7	59.28	4	6,750	
	159	34	29	5					33	32		4	60.00	28	7,946	
	160	26	21	5					24	24		3	31.66	23	8,152	
	161	21	16	4					20	20		4	71.25	17	8,441	
	162	13	10	3					13	13		3	70.00	8	11,375	
	163	19	9	10					19	19		10	41.70	9	12,111	
	164	14	10	4					14	14		4	56.25	8	12,187	
	165	13	11	2					13	13		2		11	13,000	
	166	27	24	3					27	27		3	89.66	22	13,468	
	167	35	28	7				1	33	35		5	80.00	27	13,018	
	168	34	24	10					33	33			46.40	20	12,300	
	169	30	26	4					29	28		4	44.50	25	11,380	
	170	20	18	2					20	20				17	13,705	
	171	20	20						19	20	1			19	15,421	

¹For renter - occupied dwelling units and vacant nonseasonal not dilapidated units, for rent.
²For owner - occupied dwelling units and vacant nonseasonal not dilapidated units, for sale only.

Table 3.—CHARACTERISTICS OF HOUSING FOR BLOCK AREAS, BY BLOCKS: 1950—Con.

Block area	Block	All dwelling units by occupancy and tenure					All dwelling units by condition and plumbing facilities			Occupied dwelling units			Contract monthly rent ¹		Value ² of one-dwelling-unit structures		
		Total	Owner occupied	Renter occupied	Vacant non-seasonal not dilap., for rent or sale	Other vacant and non-resident	Number reporting	No private bath or dilap.	No running water or dilap.	Total	Persons per room		Occupied by non-white	Number reporting	Average monthly rent (dollars)	Number reporting	Average value (dollars)
											Number reporting	1.51 or more					
B	172	20	19	1		20			20	20			1		19	16,052	
	173	20	20			20			20	20					20	18,400	
	174	19	16	3		19			19	19			3	67.66	13	15,461	
	175	19	18	1		19			19	19			1		18	11,100	
	176	20	17	3		20			20	20			2		14	12,035	
	177	18	14	4		18			18	18			4	57.50	13	8,269	
	178	3	3			3			3	3					3	15,166	
	179	18	16	1	1	18			17	17			1		17	11,217	
	180	19	18	1		19			19	19			1		18	10,600	
	181	6	6			6			6	6					6	7,766	
	182	6	6			6			6	6					6	8,833	
	183	6	6			6			6	6					6	11,800	
	184	2	2														
	185	7	6		1	7			6	6					7	12,000	
	186	9	8	1		9			9	9			1		8	9,237	
	187	20	20			20			20	20					20	7,625	
	188	23	23			23			23	23					23	6,808	
	189	35	31	3		34		1	34	33		1	3	56.66	29	8,748	
	190	22	18	3	1	21			21	21		1	3	35.00	18	9,138	
	191	19	19			19			19	19					18	15,611	
	192	19	18	1		19			19	19			1		18	17,583	
	193	15	15			15			15	15					15	17,066	
	194	19	19			19			19	19					19	15,552	
	195	13	11		1	12		1	11	10					12	15,500	
	196	15	13		1	15		1	14	14					13	14,000	
	197	22	19	3		22			22	22			3	43.33	19	11,421	
	198	22	14	8		22		1	22	22		1	8	43.00	10	12,050	
	199	10	8	2		10		1	10	10			2		8	7,625	
	200	28	24	4		28			28	28			2		23	8,995	
	201	32	24	8		32			32	32			8	34.12	23	9,073	
	202	28	25	2		28		1	27	27			1		23	17,178	
	203	8	8			8			8	8					7	31,428	
	204	10	10			10			10	10					10	16,600	
	205	18	10		1	18			17	17			7	44.28	8	16,237	
	206	24	7	17		24			24	24			16	55.43	5	21,600	
	207	51	8	40	2	50		1	48	46			40	55.07	3	17,333	
	208	14	9	5		13		1	14	14			5	59.00	3	14,875	
	209	53	8	41		51		3	49	46			40	47.27	4	12,725	
	210	18	4	4		16			18	18			3	60.00	13	14,461	
	211	33	29	4		33			33	33		1	3	48.66	28	10,178	
	212	17	14	3		17			17	17			2		12	10,166	
	213	25	4	4		25			25	24		1	4	36.25	20	7,175	
	214	25	2	2		23			29	29			4	34.75	25	5,756	
	215	15	1	2		15			15	15			1		13	4,976	
	216	10	5			10			10	10			5	56.00	4	10,450	
	217	24	10	14		24			24	23			14	58.92	7	10,785	
	218	27	24	3		27			27	27			3	42.33	24	8,354	
	219	25	19	6		25			25	25			6	48.33	19	6,610	
	220	26	21	4		26		1	25	25			4	52.25	19	8,226	
	221	32	17	15		32			32	32			15	47.26	16	9,687	
	222	26	20	4		26		2	24	24			3	41.66	20	9,365	
	223	18	10	7		18		1	17	17			6	35.00	10	9,000	
	224	2															
	225	9	9			9			9	9			9	36.22			
	226	43	4	35	3	42		1	39	39			38	77.31	2		
	227	19	9	10		19			19	19			10	70.00	4	22,500	
	228	19	8	10		19		1	18	18			8	62.25	6	19,666	
	229	9	9			9			9	9					9	18,444	
	230	12	11		1	10			11	10					10	25,900	
	231	27	23	4		27			27	27			3	51.33	21	14,333	
	232	65	58	6		65		1	64	64			6	46.50	54	9,540	
	233	62	48	12		62		3	60	59			12	46.50	45	8,788	
	234	28	25	3		28			28	28			3	60.00	25	8,216	
	235	5	4		1	5			4	4					4	7,500	
	236	11	10	1		11			11	11			1		10	7,870	
	237	5	5			5			5	5					5	5,320	
	238	25	22	1	2	25			23	23			1		24	18,270	
	239	24	23	1		24			24	24			1		23	14,173	
	240	20	20			20			20	19					20	14,050	
	241	20	18	1		20		1	19	19			1		16	15,268	
	242	19	19			19			19	19					19	15,421	
	243	15	15			15			15	15		1			15	17,533	
	244	18	17	1		18			18	18			1		16	16,187	
	246	21	20	1		21			21	21			1		20	13,415	
	247	20	17	2		17			19	16					16	13,906	
	248	5	4			5			4	4					4	12,250	
	250	15	12	2		15		1	14	14			2		11	12,445	
	251	15	13	2		15			13	13					13	10,615	
	253	19	16	1		19			17	16					15	10,866	
	254	2															
	255	37	22	12	3	36			34	34			12	90.33	15	11,833	
	256	16	15			16		1	15	14					14	11,892	
	257	24	22	2		24			24	24			2		21	10,657	
	258	24	23	1		24			24	24			1		21	11,071	
	259	26	21	5		26		1	26	26			5	72.60	20	10,050	
	260	25	22	3		25			25	25			3	52.33	21	10,452	
	261	24	21	3		24			24	24			3	57.33	21	9,547	

¹For renter - occupied dwelling units and vacant nonseasonal not dilapidated units, for rent.
²For owner - occupied dwelling units and vacant nonseasonal not dilapidated units, for sale only.

HOUSING—BLOCK STATISTICS

Table 3.—CHARACTERISTICS OF HOUSING FOR BLOCK AREAS, BY BLOCKS: 1950—Con.

Block area	Block	All dwelling units by occupancy and tenure					All dwelling units by condition and plumbing facilities			Occupied dwelling units			Contract monthly rent ¹		Value ² of one-dwelling-unit structures		
		Total	Owner occupied	Renter occupied	Vacant non-seasonal not dilap. for rent or sale	Other vacant and non-resident	Number reporting	No private bath or dilap.	No running water or dilap.	Total	Persons per room		Occupied by non-white	Number reporting	Average monthly rent (dollars)	Number reporting	Average value (dollars)
											Number reporting	1.51 or more					
B	262	25	22	2		1	25	1	1	24	24				22	11,386	
	263	26	23	3			26			26	26				23	10,300	
	264	28	15	13		1	28			27	27		1	61.66	15	9,033	
	265	21	13	8		1	21			20	19			25.66	12	8,325	
	266	23	11	12			23			23	23			48.42	9	10,355	
	267	53	15	38			52			52	52			47.08	8	9,350	
	268	39	8	31	1	1	39			37	37			59.81	4	15,750	
	269	11	5	6	1		10			10	10	1		56.03	2		
	270	19	16	3			19			19	18			65.20	15	9,933	
	271	30	21	9			30			30	30			61.66	21	8,261	
	272	36	20	16			35			36	34		15	35.20	18	7,972	
	273	28	20	8			28	1	1	28	28	1		54.62	17	7,529	
	274	24	20	4		1	24			23	21			8.700	19	8,700	
	275	28	23	5			28			28	27	1		46.00	20	7,790	
	276	25	19	6		2	25			25	24			63.00	19	11,131	
	277	14	6	8			14			14	11			52.00	5	5,740	
	278	26	2	24			26			26	26			29.25	23	5,539	
	279	9	5	4			9	1	1	9	9			31.00	7	5,440	
	280	16	10	6	1		16	1	1	15	15			31.00	7	5,114	
	281	15	9	6			15	1	1	15	15	1		31.00	9	5,077	
	282	13	8	5			13			13	13		11	57.72	2		
	283	16	10	6			16			16	15			61.00	7	9,928	
	284	21	21				21			21	21			62.33	17	8,352	
	285	23	21	2			23			23	23			40.33	21	9,038	
	286	16	16		1		16			16	17			67.75	16	9,375	
	287	17	17		1		17			17	17			41.84	17	12,941	
	288	16	13	3	1		16	2	1	16	16		13	41.84	15	9,326	
	289	13	11	2			13			13	12		14	59.21	10	10,770	
	290	11	4	7			11			11	11	1	7	46.85	3	12,666	
	291	17	1	14		2	17			15	15		14	71.07	1	9,100	
	292	6	2	4	1		6			6	6		21	59.14	6	9,100	
	293	4	2	2		1	4			4	4		22	59.04	16	9,081	
	294	30	25	5		2	30			28	28		3	45.66	25	7,376	
	295	33	21	12	1		33		3	31	31		9	40.11	21	8,142	
	296	10	7	3			10		3	10	10			45.87	13	7,961	
	297	16	15	1	1		16		1	16	16		8	37.53	17	9,147	
	298	34	18	16			34			33	33		13	44.40	14	14,142	
	299	23	15	8		1	23			23	23		5	59.75	14	8,231	
	300	22	18	4			22			22	22		4		16	8,231	
	301	28	20	8			28			28	28		2		19	9,789	
	302	23	19	4			23			23	23		3	46.00	19	21,368	
	303	26	18	8			26			25	25		7	46.71	15	10,266	
	304	22	17	5			22			20	20		3	36.66	13	8,923	
	305	11	7	4	1		11			11	11		11	81.09	3	10,000	
	306	13	7	6			13			11	11		4	80.00	6	10,833	
	307	12	5	7			12			12	7		4	83.25			
	308	4	3	1			4			4	3		29	85.27	3		
	309	3	3		2		3	1	1	3	3	1		30.00			
	310	19	17	2			19			19	19		2		17	8,764	
	311	18	16	2			18			18	18		1		8	9,500	
	312	28	21	7		1	28			27	23		4	58.25	15	8,173	
	313	24	18	6		2	24			22	22		4	72.50	17	7,764	
	314	26	22	4			26			26	26		3	43.33	20	7,600	
	315	24	21	3			24			24	24		3	26.00	20	7,350	
	316	20	17	3	1		20		2	19	19	1		8.666	15	8,666	
	317	18	11	7			18			17	17		6	58.33	9	9,333	
	318	27	13	14			27			24	24		9	66.66	12	7,791	
	319	19	17	2			19			18	14			7.750	14	7,750	
	320	23	17	6			23			21	19		4	36.25	14	10,821	
	321	45	24	21	1		45		2	44	36	1	15	47.60	21	7,876	
	322	32	24	8		1	32			31	28	1	7	55.14	20	8,880	
	323	17	13	4			17			17	17		4	67.00	11	12,990	
	324	24	12	12			24			24	24		11	38.36	8	11,750	
	325	5	5				5			5	5				5	9,800	
	326	11	6	5			11			11	11		5	48.00	4	10,750	
	327	1					1										
	328	18	5	11	2		18			16	16		10	49.40	4	13,000	
	329	9	4	5			9			9	9		5	47.00	4	14,750	
	330	6	4	2			6			6	5		2	18.000	4	18,000	
	331	21	17	4			21			21	21		4	46.25	14	12,928	
	332	12	11	1			12			12	12		1		11	15,190	
	333	7	7				7			7	6			15.642	7		
	334	32	23	9			32			32	32		8	50.62	21	8,033	
	335	18	11	7			18		1	18	18	1	7	7.228	7		
	336	22	11	11			22			22	22		11	63.81	8	8,375	
	337	34	16	17	1		33		3	33	30		15	39.93	13	7,653	
	338	9	6	3			9			9	9		3	23.00	6	5,833	
	339	12	8	4			12			12	12		4	27.00	8	8,375	
	340	7	6	1		1	7			6	6				6	6,883	
	341	19	13	6			19		4	19	19		6	31.16	10	5,980	
	342	18	11	7			18			18	18		7	34.00	9	5,711	
	343	16	13	3			16			16	16		3	34.00	13	9,423	
	344	7	7				7			7	7				7	12,571	
	345	20	9	10		1	20			19	19	1	10	27.70	8	7,250	
	346	12	10	2			12			12	11		2		10	14,850	
	347	9	5	4			9			9	9		4	47.50	5	6,500	

¹For renter - occupied dwelling units and vacant nonseasonal not dilapidated units, for rent.
²For owner - occupied dwelling units and vacant nonseasonal not dilapidated units, for sale only.

Table 3.—CHARACTERISTICS OF HOUSING FOR BLOCK AREAS, BY BLOCKS: 1950—Con.

Block area	Block	All dwelling units by occupancy and tenure					All dwelling units by condition and plumbing facilities			Occupied dwelling units			Contract monthly rent ¹		Value ² of one-dwelling-unit structures		
		Total	Owner occupied	Renter occupied	Vacant non-seasonal not dilap. for rent or sale	Other vacant and non-resident	Number reporting	No private bath or dilap.	No running water or dilap.	Total	Persons per room		Occupied by non-white	Number reporting	Average monthly rent (dollars)	Number reporting	Average value (dollars)
											Number reporting	1.51 or more					
B	351	9	5	3	1	9			8	8			3	27.00	5	5,400	
	352	7	5	2		7			7	6			2		4	8,625	
	353	46	28	18		45	4	1	46	41	1		17	31.11	21	8,038	
	354	27	8	17		25			25	24			16	64.56	7	7,214	
	355	26	14	12		26			26	26	1		12	48.08	13	6,123	
	357	34	17	16	1	33			33	33			17	55.23	15	10,766	
	358	31	11	20		30			31	30	1		19	53.73	7	21,857	
	359	34	17	16		34			33	33		1	16	48.75	14	10,571	
	360	49	20	29		49			49	49			29	52.00	14	10,392	
	361	11	11			11			11	11		1			11	13,500	
	362	11	5	5		11		1	10	10			5	37.00	5	9,280	
	363	14	10	3		13			13	12			2		8	9,325	
	364	12	10	2		12			12	12			2		10	8,690	
	365	12	8	4		12			12	12			4	35.25	7	8,000	
	366	12	11	1		12			12	11			1		10	8,160	
	367	15	9	5		15		1	14	13			5	35.80	9	7,944	
	368	3	3			3			3	3					3	7,366	
	369	17	12	5		17			17	17			1		12	7,541	
	370	22	21	1		22			22	22			1		21	7,952	
	371	15	12	3		15			15	15			3	60.00	10	6,720	
	372	47	29	17		47	4	1	46	45	2		17	44.64	26	7,157	
	373	22	22			21			22	22	1				22	8,300	
	374	26	26			25			26	26					25	7,748	
	375	31	28	3		31			31	31					27	9,092	
	376	20	19	1		20			20	20			1		15	8,720	
	377	3	3			3			3	3					1		
	378	19	18	1		19			19	19			1		18	8,500	
	379	20	20			20			20	20					20	8,745	
	380	26	23	3		26	1	1	26	26			2		20	7,545	
	381	29	23	6		28			29	29			6	51.66	22	6,368	
	382	24	16	8		24	2	2	24	24			6	52.50	14	6,821	
	383	19	17	2		18		2	19	18			2		16	7,500	
	384	23	13	10		23	3	3	23	23	1		10	42.40	11	6,363	
	385	23	17	6		23			23	23			7	48.66	13	8,669	
	386	33	24	8		33	1	1	32	31			3	32.71	24	7,793	
	387	20	20			20		3	20	20			5	31.60	13	8,720	
	388	16	14	2		16			16	16			2		13	10,613	
	389	27	17	7	2	26			24	24			6	49.16	18	10,566	
	390	13	7	6		13		1	13	13			5	47.00	5	6,060	
	391	20	15	5		20		1	20	20			5	56.00	14	10,035	
	392	7	7			7			7	6					7	11,285	
	393	17	11	6		17			17	17			6	35.50	9	6,866	
	394	22	17	5		22			22	21			5	38.60	14	9,285	
	395	31	15	15		31	4		30	29			15	40.13	11	7,954	
	396	29	19	10		29	4	2	29	29	1	3	9	39.11	18	5,638	
	397	4	3	1		4			4	4			1		2		
	398	23	14	8	1	23	2		22	22			7	41.00	12	7,416	
	399	23	16	7		23		1	23	23	1	1	7	27.28	15	5,180	
	400	11	9	2		11			11	11		1	2		8	10,375	
	401	13	5	8		13			13	13			8	34.87	4	5,000	
	402	20	15	5		20			20	20			4	37.50	12	7,291	
	403	13	9	4		13			13	13		1	3	33.66	9	8,944	
	404	10	10			10	2	1	10	19			10	43.10	9	6,100	
	405	20	18	2	1	20	1	1	18	18		1			19	9,421	
	406	36	24	12		36			36	36			12	39.66	21	8,285	
	407	41	29	12		41	2	1	41	41	1		10	35.30	25	9,512	
	408	29	19	9		29			28	28			8	48.50	19	9,710	
	409	56	14	42		54			56	55			39	67.87	8	12,000	
	410	22	12	8	1	22			20	20			7	44.14	8	14,625	
	411	21	12	9		21			21	21			8	66.25	8	13,875	
	412	49	9	39	1	49			48	47			38	58.28	8	13,375	
	413	24	14	9	1	24	3	3	23	23			9	43.11	13	6,846	
	414	22	15	6		22	5	3	21	20	2		6	42.66	15	6,566	
	415	16	12	4		15	1	1	16	15			4	32.25	10	7,100	
	416	19	16	3		19			19	19		1	3	41.66	15	7,433	
	417	19	14	4	1	19	1	1	18	18			4	38.75	14	11,271	
	418	21	19	2		21	1	1	21	21	1		2		18	8,416	
	419	24	15	9		23			24	23			6	65.83	12	7,916	
	420	22	13	7		21	4	3	20	20			6	59.16	10	6,330	
	424	1															
	426	7	7			7			7	7					5	11,400	
	427	13	12	1		13			13	13			1		11	11,000	
	428	9	5	4		9			9	9			4	48.50	5	7,500	
	429	22	19	3		22			22	22	1		2		17	8,970	
	430	17	7	9	1	17			16	16			8	48.75	6	13,666	
	432	33	11	22		33			33	33			22	53.33	5	12,200	
	433	26	11	14		26	2	1	25	25			22	50.75	8	10,312	
	434	15	8	7	1	15	5	2	12	12	2		4	45.25	7	7,500	
	435	16	13	2		16	2	2	15	15			2		11	6,454	
	436	9	6	3		9		1	9	9			3	55.00	6	7,750	
	437		14														
	438	31	34	16	1	31		1	30	30	1		16	45.50	12	7,083	
	439	94	67	27	1	94	4	1	93	93			56	38.21	27	61,895	
	440	82	36	40	5	82			80	74			40	44.10	22	7,477	
	441	62	27	35		62	3	1	60	59	1		31	40.64	18	8,694	
	442	27	12	15		27			27	27			14	32.50	18	5,500	
	443	27	13	13	1	27	3	3	26	26			14	35.42	12	6,166	
	443	31	15	15	1	31			30	30	2		16	50.37	14	5,800	

¹For renter - occupied dwelling units and vacant nonsensational not dilapidated units, for rent.
²For owner - occupied dwelling units and vacant nonsensational not dilapidated units, for sale only.

HOUSING—BLOCK STATISTICS

Table 3.—CHARACTERISTICS OF HOUSING FOR BLOCK AREAS, BY BLOCKS: 1950—Con.

Block area	Block	All dwelling units by occupancy and tenure					All dwelling units by condition and plumbing facilities			Occupied dwelling units			Contract monthly rent ¹		Value ² of one-dwelling-unit structures	
		Total	Owner occupied	Renter occupied	Vacant non-seasonal not dilap., for rent or sale	Other vacant and non-resident	Number reporting	No private bath or dilap.	No running water or dilap.	Total	Persons per room		Number reporting	Average monthly rent (dollars)	Number reporting	Average value (dollars)
											Number reporting	1.51 or more				
B	444	33	28	5					33	33			5	33.00	28	5,721
	445	30	15	12		3		2	27	27			12	42.41	13	7,176
	446	23	10	12	1				22	22	2		11	35.09	4	8,500
	447	43	18	21	4				39	39			24	37.00	15	8,446
	448	28	14	5	7				19	19			4	39.50	14	6,665
	449	28	19	9		2			28	28		1	7	45.28	18	8,227
	450	19	11	8					19	19			7	43.71	8	9,625
	451	22	9	14			2		24	22			13	47.61	7	11,142
	452	25	10	12		2	1		22	19		1	12	60.75	5	16,200
	453	12	8	4					12	12			4	77.00	7	13,000
	454	25	12	13					25	25			13	39.92	11	12,181
	455	50	20	30					49	50		1	30	41.00	16	7,268
	456	22	18	4					22	22			4	63.25	14	9,121
	457	12	13	5	1				19	18			3	53.33	13	9,461
	458	11	4	7					11	11		2	6	40.83	3	7,833
	460	24	11	12		1			23	23		1	12	58.50	8	6,875
	463	24	10	14		1			24	24		1	12	42.15	7	8,071
	464	30	12	15		3			27	27			13	50.38	10	9,500
	465	34	15	19					33	34			17	46.70	13	9,884
	466	28	13	15					28	28			15	38.93	10	8,600
	467	28	10	22					27	28		1	26	42.42	8	6,522
	468	28	9	22		1			21	21			12	56.33	5	12,600
	469	28	12	11		1			29	21		1	16	57.93	8	13,162
	470	33	14	14		1	1		30	29			31	45.29	12	11,625
	471	33	14	14		1	1		48	46		1	43	39.32	6	11,000
	472	33	15	11		1	1		33	51			7	49.57	12	8,233
	473	24	11	11		1	1		22	22		1	15	37.66	8	5,750
	474	22	11	11					27	26			17	44.17	8	6,437
	475	29	11	19					29	27		2	18	41.83	11	6,272
	476	32	13	19					32	32			18	41.83	11	6,272
	477	75	14	60		1			75	74		2	61	55.06	13	7,346
	478	22	22			1			22	22			32	47.18	16	7,000
	479	77	55	22		3			77	57		1	46	45.69	16	6,268
	480	56	17	39					55	73			37	45.69	12	6,268
	481	48	11	37		2			46	55			33	39.72	12	7,291
	482	48	10	38					46	46		1	33	36.12	9	7,777
	483	22	12	10					22	27			9	50.12	19	6,026
	484	30	11	19			1		22	22		1	11	44.44	12	5,791
	485	40	11	29					30	29			11	40.45	17	6,752
	486	40	13	27		1	1		30	38			28	41.25	11	6,681
	487	20	13	7					20	20		2	7	32.85	9	7,722
	488	9	6	3					9	9			3	36.00	3	13,666
	489	10	2	8		1			9	9			4	38.25	5	6,600
	490	3	3						3	3			1		2	
	491	11	2	9					11	11			9	44.55	1	
	492	31	2	29					31	31			29	46.24	2	
	494	11	10	1					11	11		1	10	68.30	2	
	495	7	3	4		1			7	6			3	59.00	1	
	496	5	1	4					5	4			4	32.50	1	
	497	8	1	7					8	8		1	7	26.14	1	
498	3	1	2					3	3			2				
499	2	3						2	3			3				
501	3	3						3	3							
502	2	2						2	2							
503	35	32	3		3			32	30		1			33	11,027	
504	15	13	2					14	15			2		11	7,618	
505	19	16	2		1			19	18			3	51.66	14	9,821	
506	1	1						1	1							
507	10	3	6		1			10	3			3		8	8,362	
508	3	2	1					3	2			2		1		
509	6	6						6	6			6		6	6,200	
511	18	10	1		6	1		18	16			1		16	8,281	
512	2	1	1					2	1							
513	1	1						1	1							
514	1	1						1	1							
C	1	8	7			1		8	7					7	10,214	
	2	10	6					10	10			4	63.00	6	9,200	
	3	14	8		1			13	13			4	59.00	9	9,311	
	4	29	21	5				29	28			4	60.16	20	10,025	
	5	24	21	3				24	24			6	96.66	20	10,520	
	6	27	25	2				27	26			3		24	13,887	
	7	21	16	5		1	1		20	19			14	84.56	15	13,366
	8	9	8	1					9	9			1		8	12,437
	9	16	15	1					16	16			1		15	12,133
	10	17	14	3					17	17			3	41.66	12	11,958
	11	12	9	1		1	1		12	10			1		8	8,225
	12	29	24	5					29	29			4	33.75	22	7,181
	13	25	18	7					25	25		1	7	34.42	15	6,293
	14	20	18	1					20	19			1		18	10,350
	15	15	12	3					15	15			3	60.00	12	8,483
	16	19	18	1					19	19			3		17	10,694
	17	15	15						14	14					14	11,464
18	26	12	11		1	2		23	23			12	38.58	10	6,420	
19	22	16	6					22	22			5	31.80	15	5,266	
20	16	9	7					16	16			7	27.14	9	6,588	
21	26	18	8					26	25		1	8	45.37	17	8,062	

¹For renter - occupied dwelling units and vacant nonseasonal not dilapidated units, for rent.
²For owner - occupied dwelling units and vacant nonseasonal not dilapidated units, for sale only.

Table 3.—CHARACTERISTICS OF HOUSING FOR BLOCK AREAS, BY BLOCKS: 1950—Con.

Block area	Block	All dwelling units by occupancy and tenure					All dwelling units by condition and plumbing facilities			Occupied dwelling units			Contract monthly rent ¹		Value ² of one-dwelling-unit structures	
		Total	Owner occupied	Renter occupied	Vacant non-seasonal not dilap. for rent or sale	Other vacant and non-resident	Number reporting	No private bath or dilap.	No running water or dilap.	Total	Persons per room		Number reporting	Average monthly rent (dollars)	Number reporting	Average value (dollars)
											Number reporting	1.51 or more				
C	23	13	9	3	1	13			12	12						
	24	18	15	3		18			18	18		1			10	18,600
	25	16	15	1		16			16	16				15	11,466	
	26	6	5	1		6			6	6				15	9,913	
	28	17	16	1		16			17	17				5	8,300	
	29	14	10	4		14			14	14				15	10,200	
	30	10	8	2		10			10	10				10	12,950	
	31	12	12			12			12	12				7	14,285	
	32	14	13	1		14			14	14				12	15,333	
	33	12	12			11			12	12				13	11,653	
														12	9,916	
	34	7	5	2		7			7	7				5	7,800	
	35	8	8			8	1	1	8	8				8	17,375	
	36	17	17			17			17	17				16	8,683	
	37	17	15	2		17			17	17				1	12,500	
	38	10	10			10			10	10				1	10,000	
	39	9	9			9			9	9				8	16,325	
	40	8	8			8			8	8				8	7,877	
	41	9	9			9			9	9				9	11,477	
	42	7	6	1		7			7	7				6	7,000	
	43	6	4	2		6			6	6				4	5,975	
	44	16	15	1		16			16	14				14	10,428	
	45	14	14			14			14	14				14	11,535	
	46	12	9	2	1	12			11	11				7	22,714	
	47	6	6			6			6	6				5	20,300	
	48	18	17	1		18	1	1	18	18				15	16,866	
	49	35	27	8		33	4	4	35	32			8	25	8,380	
	50	16	14	2		16	3	3	16	16				13	10,576	
	51	7	7			7	2	2	7	7				7	16,371	
	52	16	16			16			16	16				15	14,933	
	53	17	15	2		17	6	6	17	17				15	9,920	
	54	34	30	4		34			34	34			4	30	8,086	
	55	25	24	1		25			25	24			4	24	14,979	
	56	13	9	4		13			13	13			4	9	6,000	
	58	25	10	15		25			25	25	1	1	15	5	6,166	
	59	15	9	6		15			15	15	2		6	9	6,555	
	60	36	24	12		36	7		36	36			12	21	4,995	
	62	17	13	4		17			17	17			4	12	4,500	
	63	2				2			2	2						
	64	39	9	27	2	36	15	13	36	34	2		26	7	7,928	
	65	9	9	5	2	9	2	2	7	7			7	2		
	68	7	3	3		7	2	2	6	6			2	3	14,000	
	70	12	6	6		12	1	1	12	11			4	5	20,000	
	71	9	2	7		9	2	2	9	8		1	5	2		
	72	11	4	7		11	3	1	11	11			7	2		
	73	11	8	2		11	1		10	10			3	7	10,857	
	74	24	7	14	1	24	2	2	21	20			13	7	8,571	
	75	28	11	15		28	4	2	26	26	1	1	15	10	8,300	
	76	16	5	9		16	6	5	14	14			9	5	7,600	
	77	5	1	4		5	2		5	5	1		4	1		
	78	18	7	10	1	18			17	17			10	5	8,900	
	79	1				1			1	1						
	80	41	12	27	2	41	18	10	39	39	2		28	11	6,000	
	81	29	12	15		27	9	5	27	27	1	1	12	9	4,666	
	82	35	14	19	2	34	2	2	33	33			21	10	4,800	
	83	20	12	4		18	3	3	16	16			4	13	5,946	
	84	27	15	10	1	27	8	8	25	25			11	13	5,000	
	85	30	17	13	1	29	8	6	30	30	2		10	8	5,575	
	86	4	3	1		4	1	1	3	3			2	2		
	87	14	4	10		14	3	3	14	14			10	2	3,680	
	88	9	4	5		9	3	3	9	9			4	4	4,850	
	89	21	12	9		21	2	2	21	21			9	11	4,363	
	90	28	26	2		28			28	28			2	26	12,346	
	91	24	16	8		23	10	10	24	21			8	15	14,266	
	92	12	11	1		12	4	4	12	12			9	7	10,277	
	93	11	6	3		10	3	3	11	11			2	7	13,857	
	94	9	6	3		9	4	4	9	9			2	5	8,700	
	95	15	14	1		15	1	1	15	15			10	10	19,650	
	96	10	10			10	1	1	10	10			8	8	16,875	
	97	18	15	3		17	11	11	18	18			3	12	7,666	
	98	18	16	1		16	4	4	17	17			1	14	8,607	
	99	4	1	3		4			4	3		1	3			
	100	12	8	4		12	4	4	12	12			3	7	8,471	
	101	11	10			11			10	10			1	7	12,785	
	102	14	13			14			14	14			1	9	15,666	
	103	20	10	9	1	20	1	1	19	19			10	8	5,812	
	104	15	6	8	1	15	8		14	14			9	3	6,166	
	105	18	12	6		18	3		17	17			2	4	10,250	
	106	13	12	1		13	1		14	14			2	9	6,611	
	107	9	9			9			9	9		1	2	8	15,437	
	108	11	8	2		11			11	11			1	9	19,222	
	109	23	18	5		22	1		23	23	3		5	14	5,864	
	110	10	6	3	1	10	1	1	9	9			1	7	6,571	
	111	12	2	10		12			12	12			9	2		
	112	18	9	9		18			18	18			8	7	7,571	
	113	12	11	1		12			12	12			1	11	13,545	
	114	13	13			13			13	13			12	12	16,416	
	115	20	9	10		20	1		19	19	1		8	6	5,550	

¹For renter - occupied dwelling units and vacant nonseasonal not dilapidated units, for rent.
²For owner - occupied dwelling units and vacant nonseasonal not dilapidated units, for sale only.

HOUSING—BLOCK STATISTICS

Table 3.—CHARACTERISTICS OF HOUSING FOR BLOCK AREAS, BY BLOCKS: 1950—Con.

Block area	Block	All dwelling units by occupancy and tenure					All dwelling units by condition and plumbing facilities			Occupied dwelling units			Contract monthly rent ¹		Value of one-dwelling-unit structures	
		Total	Owner occupied	Renter occupied	Vacant non-seasonal not dilap., for rent or sale	Other vacant and non-resident	Number reporting	No private bath or dilap.	No running water or dilap.	Total	Persons per room		Number reporting	Average monthly rent (dollars)	Number reporting	Average value (dollars)
											Number reporting	1.51 or more				
C	1116	9	7	2		8	1	1	9	9				7	4.714	
	1117	16	8	7		16			15	15	1		7	6	6.916	
	1118	14		2		15	1		16	15			2	11	14.636	
	1119	27	12	12	2	26	1	1	24	24	1		11	9	6.611	
	1120	18	14	4		18			18	18			4	12	7.583	
	1121	20	15	4	1	20	1	1	19	19			4	14	4.928	
	1122	26	17	9		25	2	2	26	25	1		9	14	6.042	
	1123	22	20	2		22			22	22			1	20	6.150	
	1124	22	19	2	1	22			21	20	1		3	18	5.688	
	1125	29	23	5	1	29			28	28			6	21	5.547	
	1126	16	11	4		16	4	4	15	15			4	8	5.375	
	1127	9	6	3		9			9	9			2	6	10.083	
	1128	8	7	1		8			8	8			1	6	10.416	
	1129	15	12	2		15			14	13			2	12	9.058	
	1130	11	10	1	1	11			11	11			2	10	6.320	
	1131	22	21	1		21			22	22			1	21	5.804	
	1132	49	33	11		48	3	3	44	44	3		11	28	6.307	
	1133	46	33	13	5	53	6	2	59	59	1		11	43	4.841	
	1134	30	26	1	1	33	5	5	33	33		2	11	18	5.583	
	1135	16	12	4		16			16	16			3	12	6.354	
	1136	24	19	3	1	23			22	22			3	17	5.676	
	1137	5	5			5	1	1	5	5			1	3	7.333	
	1138	7	7			7			7	7			1	7	7.642	
	1139	8	8			8			8	8			2	4	9.250	
	1140	23	22	1		23	1	1	23	21	1		1	19	10.089	
	1141	18	17	1		18			18	18			1	17	12.205	
	1142	21	16	5		20	2	2	21	21			4	15	9.013	
	1143	19	17	2		19	1	1	19	18			2	15	7.193	
	1144	15	14	1		15			15	15			1	12	8.183	
	1145	15	13	2		15			15	14			1	12	10.666	
	1146	12	10	2	1	12			12	12			1	7	10.785	
	1147	12	12			12			12	12				12	11.166	
	1148	14	11	3		15			15	15			3	9	7.555	
	1149	14	14			14			14	14				13	7.830	
	1150	17	14	3		17			17	17			1	13	13.930	
	1151	21	16	5		21			20	20			2	14	5.792	
	1152	23	18	5	1	23	1	1	22	22			5	17	8.205	
	1153	7	6	1		7			7	7			1	5	9.100	
	1154	14	10	4		14	2	2	14	14			4	9	8.666	
	1155	18	14	4		18			18	17			4	12	9.250	
	1156	17	14	3		16	1	1	17	17	1		2	12	7.416	
	1157	6	6	1		6			6	6			1	5	6.240	
	1158	2	2			2			2	2						
	1159	4	1	3		4	1	1	4	4			1	1	3.000	
	1160	11	8	3		11	1	1	11	11	1		3	7	31.666	
	1161	26	17	9		26			26	25			7	15	7.357	
	1162	17	11	6		16	1	1	17	16			6	15	8.233	
	1163	3	1	2		3			3	3			2	1	3.116	
	1164	3	2	1		3			3	3			2	1		
	1165	33	33			33			33	33				31	9.280	
	1166	18	7	9	2	18	4	2	16	16			9	31	9.280	
	1167	25	9	14	1	24	2	2	23	22			14	3	8.333	
	1168	27	27			27			27	27				3	5.875	
	1169	10	7	2	1	10	3	1	9	9			2	27	10.518	
	1170	23	6	15		23	8	7	21	21			1	4	6.525	
	1171	38	30	8		38	3	3	33	33			3	3		
	1172	24	6	17	2	23	3	3	23	23	3		2	3	12.100	
	1173	6	6			6	4	4	6	6			1	3	11.000	
	1174	3	3			3			3	3			1	3	11.000	
	1175	3	3			3			3	3			1	3	19.000	
	1176	3	3			3			3	3			1	3	19.000	
	1177	3	3			3			3	3			1	3	19.000	
	1178	3	3			3			3	3			1	3	19.000	
	1179	3	3			3			3	3			1	3	19.000	
	1180	3	1	2		3	2	2	3	3			1	4	9.275	
	1181	21	14	7		21	10	10	21	20	1		14	4		
	1182	24	20	4	1	23			23	22			20	2		
	1183	4	1	3		4			4	4				2		
	1184	6	5	1		6			6	6			1	5		
	1185	40	29	11		40	5		40	40			1	6	4.666	
	1186	41	33	8		41	1		39	37			2	4	5.875	
	1187	45	34	11		45	17	1	44	44			1	4	6.000	
	1188	22	20	2		22			21	21			2	4		
	1189	32	34		1	34	5		37	33			29	1		
	1190	51	12	39		51	19		51	51	7		38	6	8.083	
	1191	27	22	5		26	11		27	26	1		4	4	8.500	
	1192	36	1	35		35	12	2	36	36			21	1		
	1193	44	3	41		43	31		43	43	5		38	1		
	1194	38	6	31	1	38	26		37	37	1		31	5	7.000	
	1195	15	10	5		14			15	15			4	10	7.850	
	1196	22	7	15		21	11	1	22	22			15	5	6.000	
	1197	12	5	7	1	12	3	1	10	10			1	3	6.000	
	1198	17	5	12		16	9		17	16			11	3	5.000	
	1199	10	9	1		10			10	10			1	8	6.412	
	1200	10	7	3		10			10	9			2	6	6.883	
	1201	14	13	1		14			14	14			2	12	6.850	
	1202	9	8	1		9			9	9			1	3	4.833	
	1203	3	3			3			3	3			1	3	4.666	
	1204	14	10	4		14			14	14			4	9	7.111	
	1205	3	2	1		3			3	3			4	2		
	1206	3	2	1		3			3	3			4	2		
	1207	17	17			17			17	17			16	16	5.781	

¹For renter - occupied dwelling units and vacant nonseasonal not dilapidated units, for rent.
²For owner - occupied dwelling units and vacant nonseasonal not dilapidated units, for sale only.

Table 3.—CHARACTERISTICS OF HOUSING FOR BLOCK AREAS, BY BLOCKS: 1950—Con.

Block area	Block	All dwelling units by occupancy and tenure					All dwelling units by condition and plumbing facilities			Occupied dwelling units			Contract monthly rent ¹		Value ² of one-dwelling-unit structures		
		Total	Owner occupied	Renter occupied	Vacant non-seasonal not dilap. for rent or sale	Other vacant and non-resident	Number reporting	No private bath or dilap.	No running water or dilap.	Total	Persons per room		Occupied by non-white	Number reporting	Average monthly rent (dollars)	Number reporting	Average value (dollars)
											Number reporting	1.51 or more					
C	218	5	4	1					5	5			1		4	4,875	
	219	8	6	2					8	8			2		6	5,433	
	220	21	20	1					21	21			1		20	5,890	
	221	18	12	6					18	18			5	3,500	10	7,050	
	222	17	13	4				2	17	14			5		11	6,245	
	223	22	17	5				3	22	20			2	4,500	11	4,727	
	224	20	16	4				5	20	16			4		15	6,586	
	225	26	19	6	1			4	26	23		1	3,950	16	5,925		
	226	24	19	5				7	24	23	1	1	5	2,660	17	4,641	
	227	25	19	5		1		4	25	23	1		5	2,440	19	5,952	
	228	46	28	17	1			1	45	44			17	2,882	24	6,995	
	229	31	24	6		1			30	30			6	2,983	22	7,186	
	230	28	26	1		1			27	26	1		1		23	6,126	
	231	21	16	1	4				21	17			4	4,075	15	7,733	
	232	33	25	8					32	33	3		7	3,857	23	5,565	
	233	26	21	5					26	25			5	4,960	20	7,600	
	234	23	22	1					23	23			1		22	8,227	
	235	12	11	1					12	12		1	1		11	7,045	
	236	10	8	2					10	10			2		7	6,642	
	237	3	2	1					3	3					2		
	238	18	18						18	17					18	10,666	
	239	9	8		1				9	8					9	9,722	
	240	10	7		3				7	7					10	9,310	
	241	11	9	2					11	11			2		9	7,311	
	242	20	19	1					20	20					19	7,863	
	243	25	22	2	1				23	23			2		20	8,905	
	244	25	23	2				1	25	25			1		22	8,663	
	245	12	9	3					12	12			3	5,666	9	8,855	
	246	20	19	1					20	20			1		19	7,952	
	247	14	12	2					14	14			2		12	7,900	
	248	14	14					1	14	14					14	8,378	
	249	18	18						18	18					17	7,423	
	250	15	13	1	1			1	14	14			1		14	6,878	
	251	16	14	2					15	16			1		11	8,363	
	252	19	12	7					19	19			7	5,142	12	10,791	
	253	7	5	2					5	5					5	6,900	
	254	1							1	1					8	6,500	
	255	9	8	1				1	9	9		1	1		8	7,812	
	256	9	8	1					9	9		1	2		8	4,963	
	257	22	20	2				10	22	22		2	2		19		
	258	1							1	1							
	259	21	16	5				4	21	21		2	4	4,125	15	5,266	
	260	8	7	1				1	8	8			1		7	4,885	
	261	9	9					1	9	9		1			8	5,350	
	262	33	24	9				13	33	33		1	7	2,757	22	5,636	
	263	7	7						7	7					7	5,328	
	264	15	12	3				2	15	15			3	4,400	11	5,409	
	265	13	8	5				1	13	13		1	5	4,000	8	5,250	
	266	11	8	3				1	11	11			3	3,833	8	5,712	
	267	2							2	2							
	269	2							2	2					2		
	271	4							4	4					4		
	272	16	15	1				1	16	16		1			15	4,866	
	273	23	18	5				3	23	22			8	2,750	11	4,390	
	274	20	19	1				2	19	19			5	2,060	10	4,400	
	275	24	23	1					23	23			7	3,071	9	5,277	
	276	10	10						10	10		1			7	5,000	
	277	30	29	1				1	30	30			16	2,212	12	5,166	
	278	17	16	1					17	16			6	3,283	9	6,277	
	279	20	11	9	1			2	20	18			9	2,500	11	7,409	
	280	36	7	28		1		20	36	35			28	3,385	3	5,333	
	281	37	31	6		1		23	37	36		2	31	3,393	3	7,666	
	282	29	12	17				12	29	28		1	13	3,100	6	12,583	
	283	10	10		1			7	10	10			4		4	6,833	
	284	23	21	2	4			3	23	23			21	4,257	6		
	285	27	24	3				1	27	27			23	3,813	1		
	286	27	21	6		1		5	27	26		3	21	4,257			
	289	10	8	2					10	10			8	3,119			
	291	58	58					10	58	56			56	4,198			
	292	43	35	8	3	1		1	43	37		1	37	5,770			
	293	28	18	10				7	27	26		2	19	2,647	3	10,000	
	294	14	7	7		1		2	13	13			6	4,650	4	9,000	
	295	32	29	3		1			30	31			27	4,077			
	296	9	6	3					9	9			2		2		
	297	47	42	5		3		18	44	42		1	40	3,485			
	298	1							1	1							
	299	21	15	6		1			21	20			16	3,843	4	25,250	
	300	20	9	11		1			20	19			7	4,071	8	9,375	
	301	9	6	3					9	9			6	3,050	1		
	302	29	21	8	5	2		14	28	21			22	5,227			
	303	10	6	4					10	10			2		3	22,333	
	304	2							2	2							
	305	41	3	38					41	41		1	36	5,497			
	306	15	13	2					15	15			13	4,530			
	307	34	33	1		1		15	32	33		1	32	3,475			
	308	16	12	4		1		6	15	15			10	5,390	2		
	309	41	37	4	2			19	39	38		6	35	4,717			

¹For renter - occupied dwelling units and vacant nonseasonal not dilapidated units, for rent.

²For owner - occupied dwelling units and vacant nonseasonal not dilapidated units, for sale only.

HOUSING—BLOCK STATISTICS

Table 3.—CHARACTERISTICS OF HOUSING FOR BLOCK AREAS, BY BLOCKS: 1950—Con.

Block area	Block	All dwelling units by occupancy and tenure					All dwelling units by condition and plumbing facilities			Occupied dwelling units			Contract monthly rent ¹		Value ² of one-dwelling-unit structures	
		Total	Owner occupied	Renter occupied	Vacant non-seasonal not dilap., for rent or sale	Other vacant and non-resident	Number reporting	No private bath or dilap.	No running water or dilap.	Total	Persons per room		Number reporting	Average monthly rent (dollars)	Number reporting	Average value (dollars)
											Number reporting	1.51 or more				
C	311	3		3		3			3	3			3	71.66		
	312	3		3		3			3	3			3	53.00		
	314	1														
	316	10	4	5	1	10			9	9			5	30.80	4	9.000
	317	6	1	4		6	5		5	5	1		4	43.00	1	
	319	28	4	24		28	17	1	28	28			24	35.16	4	5.950
	320	20	7	12		20	4	1	19	19			12	32.16	5	10.200
	321	18	5	12		18			17	16			12	38.08	3	12.333
	322	10	6	3		10	1	1	9	9			3	28.33	6	5.000
	323	23	10	12		22	2		22	22	1		11	22.36	7	6.857
	324	22	13	9		22	1	1	22	22	3		9	25.44	5	4.580
	326	20	9	11		20			20	20			11	24.90	8	4.937
	327	9	5	4		9			9	9			4	24.50	5	4.000
	328	6	6			6			6	6					3	5.000
	329	16	9	7		16			16	16			7	25.57	8	4.875
	334	1														
	335	1														
	336	15	2	13		15	13	13	15	15	1		12	20.33	1	
	337	2														
	338	13	6	7		12	7	6	13	13	1	2	6	27.00	3	6.000
	339	22	13	9		22	10	8	22	22	1	3	8	32.87	12	4.000
	340	13	9	4		12	6	6	13	13	2	3	3	18.33	7	4.785
	341	5	5			5	4	4	5	5	1		3		3	4.666
	343	8	5	2		7	3	2	7	7	1		1		2	
	345	1														
	346	13	9	3		13	4	4	12	12	1		1		8	51.25
	347	12	7	3	2	12	2	2	10	10			2		6	4.500
	348	18	13	4		18	2	2	17	17			4	40.00	12	4.750
	349	12	8	4		10	1	1	12	10			2		6	51.66
	350	7	5	2		7			7	7			2		5	5.900
	351	16	15	1		16	6	6	16	16					15	4.526
	352	16	14	2		16	9	9	16	16	3		2		13	5.261
	353	4	4			4	1	1	4	4					4	41.25
	354	6	6			6	6	6	6	6					6	3.833
	355	2														
	356	12	8	4		12	8	8	12	12		1	4	23.25	7	4.528
	357	8	2	6		8	7	7	8	7	2		6	27.16	2	
	358	1														
	360	2														
	361	3	1	2		3	2	2	3	3			1		1	
	362	1														
	363	4	2	2		4			4	4			2		2	
	364	1														
	365	4	2	2		4			4	4			2		1	
	366	4	4			4			4	4					3	6.000
	367	3	1	2		3			3	3			2		1	
	368	31	9	20	1	31	13		29	29	1	3	20	27.95	4	5.500
	369	8	4	3		8	1	1	7	7			3	33.66	4	6.000
	371	9	7	1		9	1	1	8	8			1		7	6.000
	374	9		9		8	8	8	9	9			9	98.55		
	378	2														
	379	2														
	381	2														
	382	7		7		7	4	2	7	7						
	384	3		3		1			3	1			1			
	386	1														
	388	18	1	17		18	13		18	18			17	29.70		
	390	37	2	34	1	34			36	33	1	1	33	41.48		
	392	6	2	3	1	6	1	1	5	5			3	76.66	3	48.333
	393	4		3		4			3	3			3	32.00		
	394	9	2	7		8	4		9	9	2		6	52.16	1	
	395	49	1	47	1	49	31	1	48	48	10		43	35.90		
	396	29	3	25		29	5		28	28			22	39.00	3	25.000
	397	13	3	10		13	6		13	13	1		10	34.80	2	
	398	12	6	5	1	12	1	1	11	11			5	27.00	6	36.500
	399	1														
	401	32		31		32	30		31	29	14		4	24.00		
	402	1														
	403	4		4		4			4	4			4	36.25		
	406	2														
	407	23	1	21		23			22	20			21	40.38		
	408	2														
	411	1														
	412	3		3		3	2		3	3			2			
	414	4	2	2		2	2	2	4	2	2					
	415	2														
	418	3		2		2	2		3	2			1			
	422	22	13	8	1	22	2	1	21	21	2		6	38.66	14	4.928
	423	12	7	5		12			12	12			3	38.33	7	10.685
	430	32	18	12	1	32	12	11	30	29	2	6	12	28.16	13	7.807
	431	4	3	1		4	3	3	4	4			1		3	5.000
	432	7	7	1		7	2	2	7	7			7			
	433	25	10	11	1	24	17		21	20	5		18	23.44		
	434	22	9	13		21	4		22	22			10	25.63	6	4.816
	435	11	7	4		11	7	7	11	11			7	32.50	8	5.937
	436	8	3	5		8	6	6	8	8			4	25.75	4	4.750
	437	20	13	5		19	4	3	18	17	2	10	4	31.60	1	
													4	34.25	8	5.750

¹For renter - occupied dwelling units and vacant nonseasonal not dilapidated units, for rent.
²For owner - occupied dwelling units and vacant nonseasonal not dilapidated units, for sale only.

Table 3.—CHARACTERISTICS OF HOUSING FOR BLOCK AREAS, BY BLOCKS: 1950—Con.

Block area	Block	All dwelling units by occupancy and tenure					All dwelling units by condition and plumbing facilities			Occupied dwelling units			Contract monthly rent ¹		Value ² of one-dwelling-unit structures		
		Total	Owner occupied	Renter occupied	Vacant non-seasonal not dilap., for rent or sale	Other vacant and non-resident	Number reporting	No private bath or dilap.	No running water or dilap.	Total	Persons per room		Occupied by non-white	Number reporting	Average monthly rent (dollars)	Number reporting	Average value (dollars)
											Number reporting	1.51 or more					
C	438	6	2	4			5	4	4	6	6	2	4	19.00			
	439	23	7	13		3	23	11	2	20	20	15	11	20.54	5	3,300	
	440	23	2	19			23	13	7	21	20	6	19	18.00			
	441	37	12	21	2	2	36	13	7	33	33	4	21	28.28	5	5,680	
	442	14	2	12			14	1	1	14	14	2	11	32.36			
	443	27	1	26			26	24	2	27	26	3	20	24.05			
	444	33	1	18		14	33	29	1	19	19	2	17	10.33			
	445	22		15			22	17		15	15	3	15	17.18			
	446	31	2	19	7	2	30	28	2	21	19	11	25	29.92			
	447	24	3	14	8	7	24	20	19	17	17	2	14	23.38	1		
	448	1															
	449	16	1	15			16	3	1	16	16	1	6	29.83			
	450	12	3	9			12	5	4	12	12	1	7	21.57	1		
	451	1															
	452	25	11	13	1		24	3	2	24	23	10	12	21.58	7	4,214	
	453	6	1	5			6	2		6	6	1	5	40.00			
	454	14	5	8		1	13	5	2	13	12	1	6	15.14	2		
	455	11	5	6			10	2		11	11	8	5	23.40	2		
	456	16	9	6		1	16	5		15	14	14	6	33.66	7		
	457	32	17	14		1	30	17	6	31	31	5	17	22.40	11	5,272	
	458	17	5	10	2		17	6	3	15	14	2	8	46.00	4	6,000	
	459	17	4	13			17	11	6	17	17	1	16	21.41	2	6,333	
	460	22	4	17	1		22	10	8	21	21	2	17	18.00	3		
	461	17	12	4		1	17	2	2	16	16	11	3	18.66	9	5,777	
	462	18	9	9			16	9	9	18	17	2	14	13.44	7	3,857	
	463	28	7	19		2	23	15	5	26	24	2	17	34.82	3	4,000	
	464	13	7	5			12	3	3	13	13	1	5	39.80	8	3,312	
	465	14	6	8			14	6	3	14	14	4	7	33.85	3	4,000	
	466	9	7	2			8	4	3	9	8	13	7	22.7	6	3,833	
	469	2															
	472	12	8	4			12	5	2	12	11	2	5	11.66	5	3,060	
	473	11	11				11	1		11	10	2	9	48.12	8	4,812	
	474	11	6	5			11	8	2	11	8	1	4	18.25	3	4,000	
	475	30	18	11		1	26	14	8	29	25	2	9	24.00	10	5,000	
	476	15	12	1		2	13	3	3	13	10	2	8	5.200	10		
	477	15	10	4	1		14	6	6	14	13	10	3	20.33	8	6,437	
	479	15	14	1			15	6	4	15	13	7	1	33.69	13	3,369	
	480	16	13	3			16	8	7	16	16	2	3	18.66	10	5,050	
	481	12	3	5	1		12	5	4	11	11	10	5	18.20	5	4,560	
	482	7	6	4			7	4	3	7	7	2	5	20.50	3	3,666	
	483	7	5	2			7	1	1	7	7	1	2	2	5	4,200	
	484	7	7				7	1	1	7	7	1	6	7	7	12,685	
	486	12	9	3			12	2	2	12	12	10	2	24.57	7	4,600	
	487	12	6	6			12	5	5	12	12	12	6	31.66	5	4,600	
	488	16	5	11			16	12	15	16	14	14	10	28.10	3	6,000	
	490	17	10	7			15	8	8	17	17	15	7	27.57	7	4,800	
	491	16	10	6			16	6	6	16	16	10	6	34.50	5	8,400	
	492	24	15	9		4	23	6	4	20	19	4	9	28.00	8	6,250	
	493	20	13	7			20	4	4	20	20	5	6	25.50	11	6,227	
	494	25	12	13			25	13	2	25	25	6	12	27.16	7	3,550	
	495	19	9	10			19	2	2	19	19	1	9	30.00	4	6,928	
	496	15	11	2	1	1	15	4	2	13	13	2	2	6.24	11	6,245	
	497	25	14	10			25	10	10	24	24	9	8	25.00	10	5,050	
	498	25	15	9			23	5	5	24	24	11	7	21.85	11	4,545	
	499	33	12	17			33	11	11	29	29	10	11	25.54	12	5,166	
	500	29	14	13	1	1	28	16	11	27	27	11	13	23.07	12	4,625	
	501	16	8	8			14	5	5	13	13	8	8	46.00	5	6,000	
	502	10	8	5			10	2	2	10	10	5	5	29.60	3	4,000	
	505	8	3	5			8	3	3	8	8	5	5	16.60			
	506	12	5	7			12	5	2	12	12	1	4	18.75	3	7,000	
	507	39	5	30	1	3	30	21	3	35	29	8	28	17.00			
	508	8	2	4			8	1	1	6	6	2	4	22.25	2		
	509	10	2	7			10	5	1	9	9	2	5	22.00	1		
	510	15	1	13			15	11	1	14	14	14	10	17.00			
	511	29	9	20			28	10	8	29	29	21	18	33.94	6	5,016	
	512	28	10	13	1	4	28	12	9	23	23	9	11	31.90	7	5,000	
	513	23	15	7			23	2	2	22	22	6	6	34.66	12	6,291	
	514	26	14	10			26	6	6	24	24	9	10	30.20	12	7,933	
	515	28	12	14			28	10	9	26	26	16	12	30.75	6	6,166	
	516	16	12	4			16	3	2	16	14	4	3	31.00	10	5,450	
	517	21	17	4			21	5	3	21	19	1	3	2	14	5,642	
	518	20	14	6			20	7	4	20	20	1	10	5	10	7,850	
	519	19	1	1			19	1	1	19	19	3	5	5.393	16		
	520	19	15	3		1	19	1	1	18	18	3	3	25.00	11	6,545	
	521	4	3	1			4	1	1	4	4	1	1	3.666	3		
	522	13	6	7			13	5	5	13	13	7	7	21.00	1		
	524	11	3	3			11	2	2	11	10	3	7	5.642	7		
	525	16	13	3			16	5	3	16	15	2	2	4.980	10		
	526	13	2	8		2	21	12	2	21	21	6	8	28.66	10	5,150	
	527	24	18	6			24	14	9	24	22	2	10	19.80	12	5,275	
	529	33	14	17		2	31	16	15	31	31	6	16	17.18	8	5,787	
	530	18	8	9		1	15	10	4	17	17	3	6	20.00	6	5,166	
	531	23	9	14			23	8	4	23	23	2	11	17.63	8	6,562	
	532	23	14	8		1	23	3	2	22	22	3	7	29.00	10	5,450	
	533	20	9	11			19	6	4	20	20	2	10	33.40	3	6,000	
	534	36	13	21		2	36	22	13	34	34	4	19	22.00	8	4,737	
	535	12	2	10			12	7		12	12	4	7	27.71	1		

¹For renter - occupied dwelling units and vacant nonseasonal not dilapidated units, for rent.
²For owner - occupied dwelling units and vacant nonseasonal not dilapidated units, for sale only.

HOUSING—BLOCK STATISTICS

Table 3.—CHARACTERISTICS OF HOUSING FOR BLOCK AREAS, BY BLOCKS: 1950—Con.

Block area	Block	All dwelling units by occupancy and tenure					All dwelling units by condition and plumbing facilities			Occupied dwelling units				Contract monthly rent ¹		Value ² of one-dwelling-unit structures	
		Total	Owner occupied	Renter occupied	Vacant non-seasonal not dilap. for sale	Other vacant and non-resident	Number reporting	No private bath or dilap.	No running water or dilap.	Total	Persons per room		Occupied by non-white	Number reporting	Average monthly rent (dollars)	Number reporting	Average value (dollars)
											Number reporting	1.51 or more					
C	536	29	11	18			28	14	6	29	29	6	8	16	199.3	11	6,090
	537	24	5	19			23	14	5	23	23	6	6	16	198.7	1	
	538	24	8	16		1	24	10	1	24	23	1	6	13	258.4	1	
	539	25	8	17			25	14	3	25	24	1	1	17	257.5	5	3,500
	540	14	8	5			14	10	4	14	13	1	1	13	257.5	5	3,500
	541	21	11	10		1	21	10	3	21	21	1	1	10	430.0	6	6,000
	543	19	11	8			19	10	3	19	19	1	1	4	227.0	9	5,000
	544	11	5	6			11	9	1	11	11	1	1	7	258.5	3	5,000
	545	20	11	9		1	20	10	1	20	19	1	1	4	332.5	3	5,000
	546	24	13	10		1	24	9	2	23	23	2	6	8	255.0	8	4,375
	547	10	4	6			10	2	1	10	10	2	9	6	233.3	4	5,675
	548	16	8	8			16	7	4	16	16	1	7	7	287.1	5	4,580
	551	34	11	33			34	2	2	34	34	3	3	2	333.0	7	6,714
	552	11	9	2			11	11	1	11	11	1	2	2	333.0	7	6,714
	553	1					1			1							
	555	23	6	16		1	23	5	3	22	22	6	19	17	287.6	4	4,375
	556	48	22	46			46	4	2	48	48	2	4	45	262.3	2	4,375
	557	14	10	4			14	4	3	14	14	3	3	3	293.3	9	5,584
	558	15	9	6			14	6	2	15	15	1	9	6	293.3	5	7,400
	559	11	6	5			10	4	4	11	11	1	6	4	450.0	5	3,000
	560	16	7	7		1	16	4	3	14	14	2	6	6	383	7	5,571
	561	21	13	8		1	21	4	4	21	21	2	6	7	257.1	12	5,916
	562	10	7	3			10	2	2	10	10	1	3	3	260.0	7	5,285
	563	8	7	1			8	1	1	8	8	1	1	1	260.0	7	6,142
	564	10	9	1			10	1	1	10	10	2	3	3	180.0	6	4,333
	565	13	5	7		1	13	5	4	12	12	2	6	6	301.9	1	4,844
	566	44	19	25			43	19	17	44	44	2	2	2	283.3	10	4,510
	567	35	14	17		1	34	21	18	31	31	4	7	12	283.3	13	3,507
	568	34	18	15		1	30	11	7	33	33	1	13	14	300.7	10	3,250
	569	10	10				10	1		10	10	2	3				
	570	18	8	9		1	18	9	5	17	17	3	14	9	220.0	5	3,000
	571	24	12	11		1	23	13	1	23	22	1	12	10	456.0	7	5,500
	572	13	9	4			13	4	1	13	13	4	10	4	357.5	8	3,250
	573	10	5	4		1	10	3	3	9	9	3	4	4	212.5	5	4,300
	574	9	5	2		2	9	2	2	7	7	1	2	2	212.5	4	3,550
	575	8	5	3			8	4	1	8	8	1	3	3	450.0	4	3,700
	576	14	7	5		2	14	6	1	12	12	2	4	4	140.0	4	4,500
	577	13	7	6			13	2	1	13	13	4	5	5	254.0	3	5,000
	578	12	9	3			12	1	1	12	12	1	3	3	186.6	7	6,642
	579	6	5	1			6	1		6	6	2	3	1	186.6	5	5,000
	580	6	4	2			5	1	1	6	6	1	5	2		4	6,625
	581	13	11	2			13			13	13	1	3	2		10	7,200
	582	2					2			2							
	583	2					2			2							
	584	14	9	5			14	1		14	13		2	5	430.0	8	6,912
	585	8	8				8			8	8					8	9,500
	587	14	7	6		1	14	2		13	13	1	5	6	370.0	7	4,571
	588	19	8	8		3	19	10	1	16	16	5	7	8	908.7	7	4,185
	589	7	5	1		1	7	4		6	6	1	7	4		4	5,225
	590	10	8	2			10			10	10	1	7	2		7	4,885
	591	14	7	7			14	2	1	14	14	2	2	6	583.3	5	5,500
	592	9	9				9			9	9	1	2	9		9	5,722
	594	13	12	1			13	1	1	13	13	1	1	1		12	10,791
	595	6	6			1	6			6	6	2	2	2		6	12,750
	596	1					1			1							
	597	1					1			1							
	599	4	3	1			4			4	4		1	1		3	10,333
	600	15	6	9			13	7	7	15	14	2	7	4	195.7	4	7,375
	601	7	4	3			7			7	7	1	1	1		3	7,833
	602	23	16	7			23	10	9	23	23	2	6	6	255.0	12	6,291
	603	15	9	6			15	8	8	15	15	1	5	5	234.0	7	3,742
	604	73	3	67		3	71			70	69	8	67	2	278.0	2	
	605	11	6	4			9	4	4	10	10	1	3	3	133.3	6	7,000
	606	12	6	6		1	12	7	7	12	12	1	5	5	316.0	5	6,900
	607	5	4	1			5			5	5	1	1	1		4	13,000
	608	12	10	2			12			12	12		1	1		10	8,050
	610	29	14	15			19	14	14	29	29	6	18	10	253.0	5	4,600
	611	18	10	6		1	17	9	8	16	16	2	4	6	213.3	10	4,960
	613	6	4	2			6	3	2	6	5	1	1	2		2	
	614	18	16			1	15	9	8	16	16	2	2			15	3,753
	615	9	8	1			8	5	4	9	9	1	1	1		5	4,200
	616	14	12	2			11			14	14	1	2	1		11	6,663
	617	10	7	3			9	3	3	10	10	1	3	3	320.0	7	5,357
	618	13	11	2			13	4	4	13	8		1	1		11	7,663
	619	10	7	3			10	5	4	10	10	1	2	2		6	5,250
	620	7	6	1			7	6	6	7	7	1	3	1		6	5,916
	621	12	5	5			12	11	10	10	9		4	4	177.5	2	
	622	12	11	1		2	12	5	5	12	11	1	4	4		11	7,200
	623	14	11	3			13	4	4	14	14		1	1		8	6,375
	624	10	9	1			10	3	3	10	10	2	2	1		8	11,437
	625	13	11	2			13			13	13	1	2	2		11	7,272
	626	15	11	4			15			15	15	1	3	3	300.0	10	10,850
	628	7	4	3			7			7	7		3	3	850.0	4	10,750
	629	15	14	1			15			15	15		1	1		14	8,942
	630	12	10	1		1	12			11	11		1	1		9	9,944
	631	10	10				10			10	10		1	1		10	9,200
	632	11	8	2		1	11			10	10	2	2	1		7	7,471

¹For renter - occupied dwelling units and vacant nonseasonal not dilapidated units, for rent.
²For owner - occupied dwelling units and vacant nonseasonal not dilapidated units, for sale only.

Table 3.—CHARACTERISTICS OF HOUSING FOR BLOCK AREAS, BY BLOCKS: 1950—Con.

Block area	Block	All dwelling units by occupancy and tenure					All dwelling units by condition and plumbing facilities			Occupied dwelling units			Contract monthly rent ¹		Value of one-dwelling-unit structures		
		Total	Owner occupied	Renter occupied	Vacant non-seasonal not dilap., for rent or sale	Other vacant and non-resident	Number reporting	No private bath or dilap.	No running water or dilap.	Total	Persons per room		Occupied by non-white	Number reporting	Average monthly rent (dollars)	Number reporting	Average value (dollars)
											Number reporting	1.51 or more					
C	633	20	8	11	1	20			19	19		2	11	29.00	5	7,040	
	636	7	4	2		7			6	6			2		3	6,166	
	637	16	12	2	1	16			14	14		1	2		11	7,454	
	638	14	14			14			14	14		3			14	1,178	
	639	9	8			9			8	8		2			13	8,687	
	642	13	13			13			13	13					13	6,900	
	643	22	21	1		22			22	21		1	1		18	9,444	
	644	11	9	1		11	1	1	10	10	2	1	1		7	7,028	
	645	15	12	2		14			14	13		1	1		10	9,400	
	646	11	11			11			11	11	1	4	8		11	9,318	
	647	13	10	3		13			13	13		3	3	45.00	9	8,222	
	648	11	7	4		10	1		11	11	2	4	4	19.25	6	3,416	
	649	10	10			10			10	10		3	3		7	8,000	
	650	4	2	1	1	4			3	3		1	2		1		
	652	1															
	653	3	1	1	1	3			2	2		2	2		1		
	654	11	10	1		11			11	11	1	4	1		10	8,450	
	655	3	3			2			3	2		1	1		2		
	656	4	4			4			4	4		2	4		4	8,750	
	657	17	15	2		17			17	17		3	2		14	7,928	
	658	11	9	2		11			11	10		2	2		9	8,111	
	659	14	11	3		14			14	14		2	3	50.00	9	9,500	
	662	1															
	663	11	8	3		11	1	1	11	11	1	7	2		5	8,200	
	664	7	7			7			7	7		5	5		7	13,142	
	665	8	6	2		8			6	6		5	1		7	14,357	
	666	6	5	1		6	1		6	6		1	1		4	7,000	
	667	2															
	668	8	6	2		8			8	8		3	2		2		
	669	3	3			3			3	3		1	2		3	38,300	
	670	5	2		3	5			2	2					5	9,000	
	671	4	4			4			4	4					3		
	672	4	2	1	1	4			3	3		1	2		2		
	673	17	14	3		17			17	17		1	3	60.00	11	7,590	
	674	8	7	1		8			8	8		3	1		5	6,120	
	675	15	9	6		15	2	1	15	15	1	2	5	24.20	8	9,687	
	676	3	1			3			3	3		2	2		2		
	677	41	20	14	3	41	25	11	34	34	11	3	11	20.45	19	3,863	
	678	29	16	7	4	28	13	7	23	23	5	2	5	13.80	16	4,981	
	679	38	22	12	4	38	28	21	34	34	17	5	5	28.00	17	2,270	
	680	32	14	9	4	31	20	14	23	23	4	5	11	29.90	11	3,909	
	681	20	10	8	5	20	12	8	18	18	3	6	6	32.16	7	6,085	
	682	5	4	1		5			5	5		1	3		4	4,825	
	683	100	8	91	1	100	5	3	99	99	7	4	89	27.22	7	4,142	
	684	6	3	2	1	6			5	5		3	1		1		
	685	12	6	6		12	8	8	12	12		3	3	23.20	6	2,666	
	686	7	3	4		7	4		7	7	2	3	3	27.00	3	4,000	
	687	7	5	2		7	3	3	7	7		4	2		5	5,600	
	688	9	4	4		9	5	3	8	8		2	3	14.00	4	5,300	
	689	24	11	11	2	24	13	8	22	22	5	20	9	29.11	10	4,400	
	690	20	11	8	1	20	13	3	19	18	3	10	8	29.62	11	3,027	
	691	13	6	7		12	1		13	12		6	6	38.83	4	10,750	
	692	20	11	9		19	7	3	20	20	6	16	7	16.57	10	5,530	
	693	7	6	1		7			7	7		7	1		6	4,666	
	694	1															
	695	1															
	696	26	11	12	2	25	21	10	23	23	3	23	11	29.45	10	4,200	
	697	18	7	8	2	17	11	10	15	15	4	15	8	26.75	8	2,987	
	698	3				3			2	2		2	2		2		
	699	7	5		2	7	1	1	5	5		1	5		5	3,740	
	700	11	10	1		10	6	3	11	11		3	1		10	3,690	
	701	35	17	13	2	34	17	13	30	30	9	11	1		17	3,952	
	702	31	14	12		30	20	13	26	26	4	18	1	27.83	17	3,952	
	703	16	8	5	3	15	7	6	12	12	3	4	1	18.75	14	4,121	
	704	13	8	5		13	7	3	13	13		1	4		8	4,087	
	705	18	12	6		18	9	3	17	17		3	5	26.50	6	4,466	
	706	18	13	5		18	5	4	18	18		10	4	29.40	8	6,022	
	707	11	7	4		10	4	1	11	11		3	1	27.50	9	5,222	
	708	25	14	10		23	3		24	24		5	4		4	4,050	
	709	11	9	2	1	11	2	1	11	11		5	8	26.75	9	5,244	
	710	15	9	6		14	2	1	15	14		2	3		8	4,000	
	711	17	9	7	1	16	4		16	14		3	6	39.60	6	6,133	
	712	36	20	16		34	20	20	36	36		14	13	23.66	4	5,000	
	713	14	9	3	2	12	8	8	12	12		5	2	27.53	14	7,035	
	714	15	7	7	1	15	7	7	12	12		2	2		7	5,142	
	715	9	6	3		9	3	3	14	14		1	7	23.85	6	9,083	
	716	8	6	2		8	3	3	9	9		1	2		6	7,833	
	717	18	15	3		18	8		18	18		1	3		5	8,300	
	718	25	14	10	1	25	15	13	24	24		4	2	40.00	13	6,815	
	719	18	16	2		18	1	1	18	18		5	5	18.60	10	5,200	
	720	23	16	7		23	1		23	23	1	6	2	29.83	13	6,461	
	721	26	24	2		25	3	3	26	26	4	2	2		19	8,421	
	722	18	17	1		18			18	18		1	1		16	10,437	
	724	127	42	5	14	124	4	2	47	47	5	3	3	39.33	53	8,516	
	726	19	17	2		19			19	19		1	16		16	8,393	
	727	25	23	1		25			24	24		1	1		22	7,718	
	728	29	22	6		29			28	28		6	6	24.66	20	7,950	

¹For renter - occupied dwelling units and vacant nonseasonal not dilapidated units, for rent.
²For owner - occupied dwelling units and vacant nonseasonal not dilapidated units, for sale only.

HOUSING—BLOCK STATISTICS

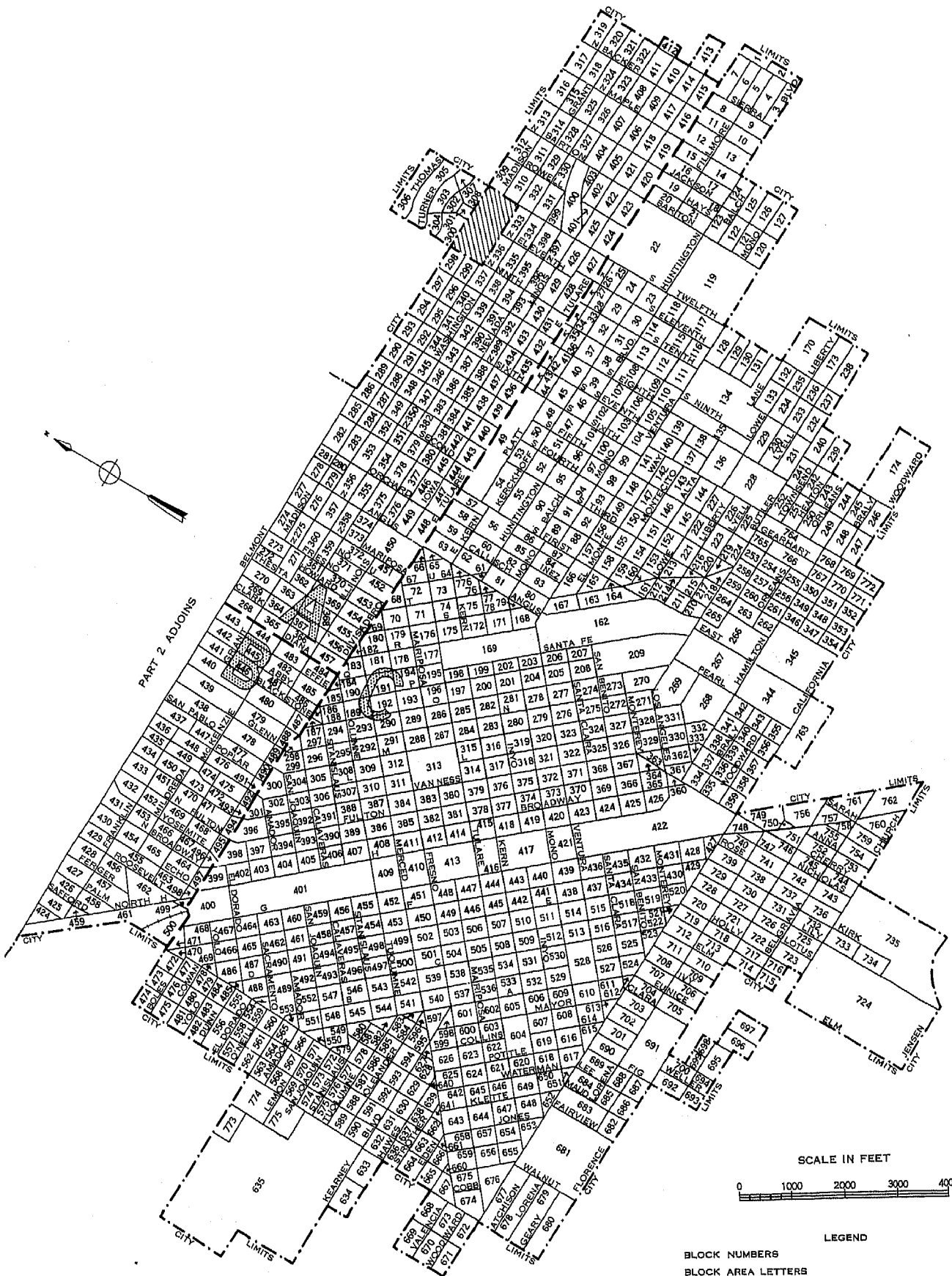
Table 3.—CHARACTERISTICS OF HOUSING FOR BLOCK AREAS, BY BLOCKS: 1950—Con.

Block area	Block	All dwelling units by occupancy and tenure					All dwelling units by condition and plumbing facilities			Occupied dwelling units			Contract monthly rent ¹		Value ² of one-dwelling-unit structures	
		Total	Owner occupied	Renter occupied	Vacant non-seasonal not dilap., for rent or sale	Other vacant and non-resident	Number reporting	No private bath or dilap.	No running water or dilap.	Total	Persons per room		Number reporting	Average monthly rent (dollars)	Number reporting	Average value (dollars)
											Number reporting	1.51 or more				
C	729	19	11	8					19	19						
	730	36	20	14	1	1		3	34	34	1		11		8	4,437
	731	22	17	5				1	22	22	1		3	2,490	15	4,433
	732	29	22	5				2	27	27	1		3	2,166	13	5,269
	733	13	13		2				2	27	27	3	2	6	21	6,833
	734	45	33	10		2		2	2	13	12	1		1	13	6,769
	736	33	19	14				2	2	44	42	3	4	11	31	4,677
	737	28	19	7		2			3	33	33	3	8	12	11	6,681
	738	30	18	11	1				3	26	26	2	1	5	14	5,092
	739	22	15	7					1	29	29	2		7	16	4,562
										22	22	3		6	10	4,050
		740	12	4	7		1		3	11	11	2		6	1	
		741	27	20	6		1		4	26	26	1	3	6	16	3,531
		742	28	18	9	1			4	27	27	2	7	9	13	3,769
		743	39	15	21		3		14	36	35	4	24	21	9	4,444
		744	24	9	14		1		4	23	23	8	14	13	7	5,142
		746	23	17	5		1		4	22	21	5		5	11	4,909
		748	1													
		751	3	1	2				1	3	3	3		2		
		752	45	18	26		1		2	44	43	11	31	20	9	3,111
		753	10	4	6				2	10	10	3	6	5	3	6,533
		754	18	11	7				1	18	18	5	4	6	10	4,100
		755	4	1	2		1		2	3	3	1	1	1	1	
		757	8	1	7				1	8	8	8		6		
		759	20	12	7		1		1	19	19	6	9	3	7	4,714
		760	4	2	2				4	4	4	2	2	1	2	
		761	8	5	3				1	8	8	3	1	3	2	
		762	6	4	2				1	6	6	1	3	2	3	9,000
		764	39	15	24				3	39	39	2	24	11	6	6,245
		765	7	6	1				1	7	7	7		1	6	8,500
		766	33	27	6				1	33	33	6		6	27	8,022
		767	8	6	1	1			3	8	3	1		1	6	5,183
		768	10	8	1	1			1	9	9	1		2	6	6,383
		769	14	12		2			1	12	12			1	11	4,900
		770	16	10	6				2	16	16			5	9	5,977
		771	16	16						16	16			1	16	7,368
		772	11	9	2					11	11			2	9	6,977
		776	1													

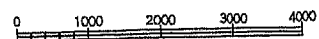
¹For renter - occupied dwelling units and vacant nonseasonal not dilapidated units, for rent.²For owner - occupied dwelling units and vacant nonseasonal not dilapidated units, for sale only.

FRESNO, CALIFORNIA, BY BLOCKS: 1950

PART 1 OF 2 PARTS



SCALE IN FEET



LEGEND


- BLOCK NUMBERS
- BLOCK AREA LETTERS
- BLOCK AREA BOUNDARIES
- OUTSIDE OF CITY
- U.S. DEPARTMENT OF COMMERCE, BUREAU OF THE CENSUS

25



1950 UNITED STATES CENSUS OF HOUSING

U. S. DEPARTMENT OF COMMERCE • BUREAU OF THE CENSUS



GALVESTON, TEX. **BLOCK**
STATISTICS

U. S. CENSUS OF HOUSING: 1950

Volume

- I General Characteristics
- II Nonfarm Housing Characteristics
- III Farm Housing Characteristics
- IV Residential Financing
- V Block Statistics

Housing statistics for census tracts are to be included in the Population reports on census tracts.

U. S. CENSUS OF POPULATION: 1950

Volume

- I Number of Inhabitants
- II Characteristics of the Population

Succeeding volumes will cover the following subjects:

Census Tracts, Nativity and Parentage, Nonwhite Population by Race, Persons of Spanish Surname, Institutional Population, Differential Fertility, Labor Force Characteristics, Occupation, Industry, Income, Internal Migration, Education, Characteristics of Families and Households.

UNITED STATES CENSUS of HOUSING : 1950
U. S. DEPARTMENT OF COMMERCE BUREAU OF THE CENSUS
CHARLES SAWYER, Secretary ROY V. PEEL, Director



BLOCK STATISTICS

GALVESTON
TEXAS


Prepared under the supervision of
Howard G. Brunzman, Chief
Population and Housing Division

1950 HOUSING CENSUS REPORT

VOLUME V, PART 69

UNITED STATES GOVERNMENT PRINTING OFFICE 1951

BLOCKS





BUREAU OF THE CENSUS

ROY V. PEEL, *Director*

A. ROSS ECKLER, *Deputy Director*
HOWARD C. GRIEVES, *Assistant Director*
CONRAD TAEUBER, *Assistant Director*
MORRIS H. HANSEN, *Assistant Director for Statistical Standards*
ROBERT Y. PHILLIPS, *Assistant Director for Operations*
CALVERT L. DEDRICK, *Coordinator, International Statistics*
FRANK R. WILSON, *Information Assistant to the Director*

Population and Housing Division—

HOWARD G. BRUNSMAN, *Chief*
WAYNE F. DAUGHERTY, *Assistant Chief for Housing*
ROBERT B. VOIGHT, *Assistant Chief for Operations*
HENRY S. SHRYOCK, Jr., *Assistant Chief for Population*
EDWIN D. GOLDFIELD, *Program Coordinator*

Quality and Equipment Statistics—Robert C. Hamer, *Chief*
Inventory Statistics—Carl A. S. Coan, *Chief*
Developmental Programs—J. Hugh Rose, *Chief*
Residential Financing—Junia H. Honnold, *Chief*
Territories and Possessions—Joel Williams, *Chief*
Statistical Sampling—Joseph Steinberg, *Chief*
Statistical Procedure—Morton A. Meyer, *Chief*
Processing Operations—Milton D. Lieberman, *Chief*

Administrative Service Division—WALTER L. KEHRES, *Chief*
Agriculture Division—RAY HURLEY, *Chief*
Budget Officer—CHARLES H. ALEXANDER
Business Division—HARVEY KAILIN, *Acting Chief*
Field Division—LOWELL T. GALT, *Chief*
Foreign Trade Division—J. EDWARD ELY, *Chief*
Geography Division—CLARENCE E. BATSCHLET, *Chief*
Governments Division—ALLEN D. MANVEL, *Chief*
Industry Division—MAXWELL R. CONKLIN, *Chief*
Machine Tabulation Division—C. F. VAN AKEN, *Chief*
Personnel Division—HELEN D. ALMON, *Chief*

SUGGESTED IDENTIFICATION

U. S. Bureau of the Census. *U. S. Census of Housing: 1950. Vol. V, Block Statistics, Part 69.*
U. S. Government Printing Office, Washington, D. C., 1952.

For sale by the Superintendent of Documents, U. S. Government Printing Office, Washington 25, D. C.,
or any of the Field Offices of the Department of Commerce - Price 15 cents

PREFACE

This report presents statistics on characteristics of dwelling units by blocks for the city. The tabulations are based on data from the 1950 Census of Housing, taken as of April 1, 1950. Authorization for the 1950 Census of Housing as part of the Seventeenth Decennial Census was provided by the Housing Act of 1949, approved July 15, 1949.

The major portion of the information compiled from the 1950 Census of Housing appears in Volume I, *General Characteristics*; Volume II, *Nonfarm Housing Characteristics*; Volume III, *Farm Housing Characteristics*; Volume IV, *Residential Financing*; and Volume V, *Block Statistics*. Volume V consists of separate reports, issued as bulletins for each of the 209 cities which in 1940 or in a subsequent census had a population of 50,000 or more. These reports will not be bound into a single publication.

The subjects covered in both the 1950 and 1940 reports on characteristics of dwelling units by blocks are substantially similar.

This report was prepared under the direction of Howard G. Brunsman, Chief, Population and Housing Division, and Wayne F. Daugherty, Assistant Chief for Housing. Robert C. Hamer, Chief, Quality and Equipment Statistics Section, was in charge of coordinating the content and the format of the report with assistance from Carl A. S. Coan, Chief, Inventory Statistics Section; Floyd D. McNaughton, Chief, Equipment and Facilities Unit; Beulah Washabaugh, Chief, Tenure and Vacancy Unit; and Walter A. Hines. The compilation of the statistics was under the supervision of Robert B. Voight, Assistant Chief for Operations.

The collection of the information on which these statistics are based was under the supervision of Lowell T. Galt, Chief, Field Division. The geographic work, including the assignment of all block numbers and the preparation of maps, was under the supervision of Clarence E. Batschelet, Chief, Geography Division. The data were tabulated under the supervision of C. F. Van Aken, Chief, Machine Tabulation Division.

January 1952.



BUREAU OF THE CENSUS

ROY V. PEEL, *Director*

A. ROSS ECKLER, *Deputy Director*
HOWARD C. GRIEVES, *Assistant Director*
CONRAD TAEUBER, *Assistant Director*
MORRIS H. HANSEN, *Assistant Director for Statistical Standards*
ROBERT Y. PHILLIPS, *Assistant Director for Operations*
CALVERT L. DEDRICK, *Coordinator, International Statistics*
FRANK R. WILSON, *Information Assistant to the Director*

Population and Housing Division—

HOWARD G. BRUNSMAN, *Chief*
WAYNE F. DAUGHERTY, *Assistant Chief for Housing*
ROBERT B. VOIGHT, *Assistant Chief for Operations*
HENRY S. SHRYOCK, JR., *Assistant Chief for Population*
EDWIN D. GOLDFIELD, *Program Coordinator*

Quality and Equipment Statistics—Robert C. Hamer, *Chief*
Inventory Statistics—Carl A. S. Coan, *Chief*
Developmental Programs—J. Hugh Rose, *Chief*
Residential Financing—Junia H. Honnold, *Chief*
Territories and Possessions—Joel Williams, *Chief*
Statistical Sampling—Joseph Steinberg, *Chief*
Statistical Procedure—Morton A. Meyer, *Chief*
Processing Operations—Milton D. Lieberman, *Chief*

Administrative Service Division—WALTER L. KEHRES, *Chief*

Agriculture Division—RAY HURLEY, *Chief*
Budget Officer—CHARLES H. ALEXANDER
Business Division—HARVEY KAILIN, *Acting Chief*
Field Division—LOWELL T. GALT, *Chief*
Foreign Trade Division—J. EDWARD ELY, *Chief*
Geography Division—CLARENCE E. BATSCHLET, *Chief*
Governments Division—ALLEN D. MANVEL, *Chief*
Industry Division—MAXWELL R. CONKLIN, *Chief*
Machine Tabulation Division—C. F. VAN AKEN, *Chief*
Personnel Division—HELEN D. ALMON, *Chief*

SUGGESTED IDENTIFICATION

U. S. Bureau of the Census. *U. S. Census of Housing: 1950. Vol. V, Block Statistics, Part 69.*
U. S. Government Printing Office, Washington, D. C., 1952.

For sale by the Superintendent of Documents, U. S. Government Printing Office, Washington 25, D. C.,
or any of the Field Offices of the Department of Commerce - Price 15 cents

PREFACE

This report presents statistics on characteristics of dwelling units by blocks for the city. The tabulations are based on data from the 1950 Census of Housing, taken as of April 1, 1950. Authorization for the 1950 Census of Housing as part of the Seventeenth Decennial Census was provided by the Housing Act of 1949, approved July 15, 1949.

The major portion of the information compiled from the 1950 Census of Housing appears in Volume I, *General Characteristics*; Volume II, *Nonfarm Housing Characteristics*; Volume III, *Farm Housing Characteristics*; Volume IV, *Residential Financing*; and Volume V, *Block Statistics*. Volume V consists of separate reports, issued as bulletins for each of the 200 cities which in 1940 or in a subsequent census had a population of 50,000 or more. These reports will not be bound into a single publication.

The subjects covered in both the 1950 and 1940 reports on characteristics of dwelling units by blocks are substantially similar.

This report was prepared under the direction of Howard G. Brunsman, Chief, Population and Housing Division, and Wayne F. Daugherty, Assistant Chief for Housing. Robert C. Hamer, Chief, Quality and Equipment Statistics Section, was in charge of coordinating the content and the format of the report with assistance from Carl A. S. Coan, Chief, Inventory Statistics Section; Floyd D. McNaughton, Chief, Equipment and Facilities Unit; Beulah Washabaugh, Chief, Tenure and Vacancy Unit; and Walter A. Hines. The compilation of the statistics was under the supervision of Robert B. Voight, Assistant Chief for Operations.

The collection of the information on which these statistics are based was under the supervision of Lowell T. Galt, Chief, Field Division. The geographic work, including the assignment of all block numbers and the preparation of maps, was under the supervision of Clarence E. Batschelet, Chief, Geography Division. The data were tabulated under the supervision of C. F. Van Aken, Chief, Machine Tabulation Division.

January 1952.

GALVESTON, TEXAS

CONTENTS

INTRODUCTION

	Page		Page
General.....	1	Definitions and explanations--Continued	
Related reports.....	1	Persons per room.....	2
Use of data.....	1	Color of occupants.....	2
Comparability with 1940 Housing Census data.....	1	Contract monthly rent.....	2
Definitions and explanations.....	1	Value of one-dwelling-unit structures.....	2
Dwelling unit.....	1	Number reporting.....	2
Occupancy and tenure.....	2	Block identification.....	2
Condition and plumbing facilities.....	2		

TABLES

	Page
Table 1.—Characteristics of housing for the city: 1950.....	3
Table 2.—Characteristics of housing by wards: 1950.....	—
Table 3.—Characteristics of housing for block areas, by blocks: 1950.....	4

Map of city, by blocks, appears following last page of tables.

BLOCK STATISTICS

INTRODUCTION

GENERAL

Volume V of the Reports on Housing consists of a separate report for each of the 209 cities which in 1940 or in a subsequent census prior to 1950, had a population of 50,000 or more. Each report presents for the city, by blocks, tabulations for a limited number of subjects obtained in the Census of Housing. The subjects in these reports are similar to those in the block statistics supplements to Volume I of the reports of the 1940 Census of Housing. The subjects in this report present the number of dwelling units classified by occupancy and tenure, condition and plumbing facilities, persons per room, color of occupants, average contract monthly rent of renter-occupied and selected vacant units, and the average value of one-dwelling-unit owner-occupied and selected vacant structures. In table 1, the statistics for these subjects are summarized for the city. Table 2 of the standard series is omitted, as this city was not reported by wards or tracts. In table 3, the data are presented by blocks within block areas. Maps identifying the location of each block and the block area boundaries are a part of this report.

Related reports.—Related statistics for this city are contained in the Reports on Housing, Volume I, *General Characteristics*; and in the Reports on Population, Volume I, *Number of Inhabitants*, and Volume II, *Characteristics of the Population*.

The Reports on Housing for each State in Volume I present data on the characteristics of dwelling units for the State by residence (urban, rural nonfarm, and rural farm), for standard metropolitan areas, urbanized areas, counties, for urban places, places of 1,000 to 2,500 inhabitants, and rural-nonfarm and rural-farm dwelling units for each county. Each report includes the following subjects: occupancy, tenure, race of occupants, type of structure, year built, condition and plumbing facilities, water supply, toilet and bathing facilities, number of rooms, number of persons, persons per room, electric lighting, heating equipment, heating and cooking fuels, refrigeration equipment, kitchen sink, radio, television, and, for nonfarm units, the contract monthly rent, gross monthly rent, and value of one-dwelling-unit structures.

Volume I of the Reports on Population shows the 1950 population of each county and of each minor civil division within the county. It also contains figures for each incorporated place, for each unincorporated place with 1,000 or more inhabitants, and for incorporated places of 5,000 or more by wards. A special series of tables presents data for each urbanized area giving the incorporated places and portions of minor civil divisions within it.

Volume II of the 1950 Population Reports contains statistics on the general characteristics of the population. Chapter A of this volume repeats the figures on number of inhabitants as shown in Volume I; Chapter B presents demographic, economic, and social characteristics of the population; and Chapter C gives more detailed cross-classifications for States and large cities and standard metropolitan areas.

Use of data.—The tabulation of housing characteristics for areas as small as city blocks provides descriptive material of considerable value for technical studies of housing in the city. The statistics will be useful in compiling totals for special types

of areas that may be defined to meet the requirements of individual investigators. Users of the data should bear in mind that in practically all cases the data for a given block represent the work of only one enumerator. Consequently, housing characteristics for blocks are subject to a wider margin of error than is to be expected in the figures for tracts or wards which represent returns made by a number of enumerators. Misinterpretation of instructions by one enumerator may cause a significant bias in the statistics for a block even though it may have a negligible effect upon the figures for larger areas. In particular, the enumeration of "condition" depended to a considerable extent upon the judgment of the individual enumerator. Also, failure to indicate the correct block number for a significant number of dwelling units may introduce errors into the block data.

Comparability with 1940 Housing Census data.—In the 1940 Census of Housing, reports entitled "Block Statistics" were issued as supplements to the first series of Housing bulletins. These supplements consisted of separate reports for each of the 191 cities which had 50,000 inhabitants or more in 1930.

In the 1950 reports, the block numbers used are different, in most cases, from those used in the 1940 reports. Therefore, to compare 1940 and 1950 data for a given block, it is necessary to locate the block on the maps to obtain the corresponding 1940 and 1950 block numbers.

The subjects in both the 1940 and 1950 reports are substantially similar. However, data on number of structures, year built, and mortgage status have been omitted from the 1950 report. Furthermore, in the 1940 reports average contract or estimated monthly rent was reported for all dwelling units while in 1950 average contract monthly rent is reported for some, and average value for other, dwelling units.

DEFINITIONS AND EXPLANATIONS

More detailed and complete definitions are presented in Volume I of the Housing Reports.

Dwelling unit.—In general, a dwelling unit is a group of rooms or a single room, occupied or intended for occupancy as separate living quarters, by a family or other group of persons living together or by a person living alone.

A group of rooms, occupied or intended for occupancy as separate living quarters, is a dwelling unit if it has separate cooking equipment or a separate entrance. A single room, occupied or intended for occupancy as separate living quarters, is a dwelling unit if it has separate cooking equipment or if it constitutes the only living quarters in the structure. Also, each apartment in a regular apartment house is a dwelling unit even though it may not have separate cooking equipment. Excluded from the dwelling unit count are large rooming houses, institutions, dormitories, and transient hotels and tourist courts.

In the 1940 Census, a dwelling unit was defined as the living quarters occupied or intended for occupancy by one household. A household consisted of a family or other group of persons living together with common housekeeping arrangements, or a person living entirely alone. However, the enumerator was not explicitly

instructed to define rooms as dwelling units on the basis of cooking equipment or separate entrance.

The number of dwelling units in the 1950 Census may be regarded as comparable with the number of dwelling units in the 1940 Census. Some living quarters may have been classified as separate dwelling units in the one census and not in the other. Further, in the 1950 Census, living quarters with five or more lodgers were not tabulated as dwelling units; generally, such quarters were included in the 1940 dwelling unit count. However, the net effect of these changes is probably small.

Occupancy and tenure.—Dwelling units are classified by occupancy and tenure into four groups: owner-occupied; renter-occupied; vacant nonseasonal not dilapidated, for rent or sale; and other vacant and nonresident. A dwelling unit is classified as owner-occupied if it was owned wholly or in part by the head of the household or by some related member of his family living in the dwelling unit. All other occupied units are classified as renter-occupied whether or not cash rent was actually paid for living quarters. Rent-free units and living accommodations received in payment for services performed are thus included with the renter-occupied units.

A dwelling unit is considered vacant if no persons are living in it at the time of enumeration. New units not yet occupied were enumerated as vacant dwelling units if construction had proceeded to the extent that all the exterior windows and doors were installed and final usable floors were in place. The classification "Vacant nonseasonal not dilapidated, for rent or sale" is descriptive of the vacant dwelling units reported in this classification. "Other vacant and nonresident" units include all dilapidated and seasonal vacant units as well as the not dilapidated units which were not for rent or sale.

Because of changes in enumeration procedures, the counts of total vacant units in 1940 and 1950 are not strictly comparable. In 1940, vacant units were enumerated if they were habitable; units uninhabitable and beyond repair were excluded from the enumeration. In 1950, units were included regardless of condition if they were intended for occupancy as living quarters. Therefore, no comparison should be made between the data on "vacant nonseasonal not dilapidated, for rent or sale" units from the 1950 Census and data in the 1940 Census reports.

In both censuses, dwelling units occupied entirely by nonresidents were included with vacant units not for rent or sale. Trailers, tents, houseboats, and railroad cars which were vacant were excluded from the dwelling unit inventory in both 1950 and 1940.

Condition and plumbing facilities.—Data on condition of a dwelling unit are shown in combination with data for selected plumbing facilities and are, therefore, limited to units for which both condition and plumbing facilities are reported. Plumbing facilities include water supply, toilet facilities, and bathing facilities.

The category "with private bath" includes those dwelling units reported with both a flush toilet and a bathtub or shower inside the structure for the exclusive use of the occupants of the unit. The category "no private bath" includes those dwelling units not having private flush toilet or not having private bathing facilities. The "no running water" category includes units with only piped running water outside the structure or with only other sources such as a hand pump.

A dwelling unit is "dilapidated" when it is run-down or neglected, or is of inadequate original construction, so that it does not provide adequate shelter or protection against the elements or it endangers the safety of the occupants.

Persons per room.—The number of persons per room has been computed for each occupied dwelling unit by dividing the number of persons in the dwelling unit by the number of rooms in the dwelling unit. All persons enumerated in the Population Census as members of the household (including lodgers, servants, and

other nonrelated persons) are counted in determining the number of persons that occupy the dwelling unit. The number of rooms in the dwelling unit includes all rooms available for living quarters throughout the year. Not counted as rooms are bathrooms, closets, pantries, halls, screened porches, and unfinished rooms in the basement and attic.

Color of occupants.—Occupied dwelling units are classified by color of head of household according to the definition used in the 1950 Census of Population. The group designated as "nonwhite" consists of Negroes, Indians, Japanese, Chinese, and other nonwhite races. Persons who are not definitely Indian or of other nonwhite race are classified as white.

Contract monthly rent.—Contract monthly rent is the rent, at the time of enumeration, contracted for by the renter regardless of whether it includes furniture, heating fuel, electricity, cooking fuel, water, or personal services.

Monthly rent for vacant dwelling units is the amount asked for the dwelling unit at the time of enumeration. The average monthly rent relates to renter-occupied dwelling units and vacant nonseasonal not dilapidated units for rent. Dwelling units which are occupied "rent-free" are not included with the units reporting rent.

Value of one-dwelling-unit structures.—Average value is shown for owner-occupied dwelling units and vacant nonseasonal not dilapidated units which are for sale only. Value is shown only if the unit is in a one-dwelling-unit structure without business and if it is the only dwelling unit included in the property. The value represents the amount for which the owner estimates that the property, including such land as belongs with it, would sell under ordinary conditions and not at a forced sale. For vacant units, value is the sale price asked by the owner.

Number reporting.—Occupancy and tenure are reported for all dwelling units, and color of occupants is reported for all occupied units. The corresponding distributions for these subjects in table 1 are based on all dwelling units and on occupied units, respectively. For all other subjects, the distributions are based on the units for which the specific characteristics are reported, that is, the "Number reporting."

The number of dwelling units for which the enumerator obtained no report on a particular item is shown for the city totals only; however, the number "not reported" can easily be derived for each area in tables 2 and 3 by subtracting the number reporting from the total number of dwelling units (or total occupied).

Block identification.—A map or series of maps is included in this report showing block numbers for each block, letter designations for block areas, and the names of principal streets.

Blocks are identified by serial numbers, a separate series of numbers being used for each block area. Thus, the location of each block for which data are presented in table 3 may be determined by referring to the identification of the block area and block shown on the map. Similarly, data for a specific block may be located in the table by reference to the map for the identification numbers of the block area and block.

A block area is an arbitrary subdivision established to facilitate numbering blocks in groups of less than 1,000. In some cities this division was not necessary and the blocks are numbered within the city as a whole.

If no dwelling units are reported for a block, the block number is not listed in table 3, although it is shown on the map. Dwelling units for which the block number was not reported are indicated in the table by the symbol "NR." Detailed data are not shown for such dwelling units, nor for blocks containing fewer than three dwelling units. Average monthly rent is not shown when the monthly rent was reported for fewer than three dwelling units. Average value is not shown when the value of one-dwelling-unit properties was reported for fewer than three dwelling units. All dwelling units are included, however, in the statistics for the city.

GALVESTON, TEXAS

Table 1.—CHARACTERISTICS OF HOUSING FOR THE CITY: 1950

Subject	Number	Percent	Subject	Number	Percent
OCCUPANCY AND TENURE			PERSONS PER ROOM		
All dwelling units.....	20,702	100.0	Occupied dwelling units.....	19,707	...
Owner occupied.....	7,194	34.8	Number reporting.....	19,449	100.0
Renter occupied.....	12,513	60.4	1.50 or less.....	17,971	92.4
Vacant nonsensational not dilapidated, for rent or sale.....	589	2.8	1.51 or more.....	1,478	7.6
Other vacant and nonresident.....	406	2.0	Not reported.....	258	...
CONDITION AND PLUMBING FACILITIES			CONTRACT MONTHLY RENT		
All dwelling units.....	20,702	...	Renter-occupied, and vacant nonsensational not dilapidated units, for rent—Number reporting.....	12,241	...
Number reporting.....	20,203	100.0	Total contract monthly rent..... dollars.....	472,161	...
With private bath, not dilapidated.....	14,507	71.8	Average monthly rent..... dollars.....	38.57	...
No private bath, with running water, not dilapidated.....	2,533	12.5			
No running water or dilapidated.....	3,163	15.7			
Condition or plumbing facilities not reported.....	499	...			
No private bath or dilapidated.....	5,696	28.2			
COLOR OF OCCUPANTS			VALUE OF ONE-DWELLING-UNIT STRUCTURES		
Occupied dwelling units.....	19,707	100.0	Owner-occupied, ¹ and vacant nonsensational not dilapidated units, for sale only—Number reporting.....	4,985	...
White.....	14,799	75.1	Total value or sale price..... dollars.....	48,351,500	...
Nonwhite.....	4,908	24.9	Average value..... dollars.....	9,699	...

¹Restricted to 1-dwelling-unit properties.

(Table 2 of the standard series is omitted, as this city was not reported by wards or tracts)

HOUSING—BLOCK STATISTICS

Table 3.—CHARACTERISTICS OF HOUSING FOR BLOCK AREAS, BY BLOCKS: 1950

[Detailed statistics not shown for blocks containing fewer than 3 dwelling units, nor for dwelling units not allocated by blocks (designated by NR)]

Block area	Block	All dwelling units by occupancy and tenure				All dwelling units by condition and plumbing facilities			Occupied dwelling units			Contract monthly rent ¹		Value ² of one-dwelling-unit structures		
		Total	Owner occupied	Renter occupied	Vacant non-seasonal not dilap., for rent or sale	Other vacant and non-resident	Number reporting	No private bath or dilap.	No running water or dilap.	Total	Persons per room	Occupied by non-white	Number reporting	Average monthly rent (dollars)	Number reporting	Average value (dollars)
A	5	17		17			17	14	17	17	6	16	28.56			
	7	22														
	8	82		75	6		82	8	76	76	8	78	72.53			
	9	8	1	6					8	8	1	6	17.00			
	11	2														
	14	2														
	15	1														
	18	2														
	19	2														
	28	8		8			8	7	8	8	3	8	31.00			
	29	3		3			3	2	3	3			2			
	32	27	8	17			27	21	25	25	7	7	16	24.18	7	3.857
	33	41	9	30	1		40	30	39	39	18	22	31	42.19	8	3.675
	34	34		17	2	6	32	19	26	26	9	9	19	24.36	5	4.600
	35	35	13	20	2		32	26	33	33	11	8	20	19.50	8	4.562
	36	31	12	13	5	1	30	5	25	25	2		18	40.88	9	3.844
	37	4		4			4	1	4	4			4	24.75		
	42	32	8	23	1		31	7	31	30	1		19	35.89	4	8.250
	43	37	8	27	1		35	14	36	35	7		26	35.42	2	
	44	31	7	23		1	31	18	30	30	8	4	22	24.09	4	11.450
	45	36	6	29	1		36	22	35	35	11	5	30	36.03	3	6.166
	46	38	9	28		1	38	28	37	37	11	6	26	25.76	3	5.166
	47	21	8	11	2		21	1	19	19	2	2	13	46.61	4	7.625
	48	70	9	54	2	6	70	44	63	63	19	13	59	33.83	3	4.333
	49	44	6	38			44	30	44	44	17		37	27.81	4	12.125
	51	1														
	55	1														
	57	28		15	13	2	28	25	25	25	2		26	37.53		
	58	28		25	1		28	28	25	25	4	24	26	32.19		
	58	11		11			11	11	11	11	4	4	11	27.27		
	60	15	3	12			15	15	15	15	2		15	25.00	1	
	65	39		39			39	3	39	39	1	39	37	34.54		
	67	22														
	68	27	1	25		1	24	21	26	23	8	10	25	21.80		
	69	3														
	70	1		1			1		1	1						
	71	4		4			4	1	4	4						
	72	7		7			7		7	7						
	75	1		1			1		1	1						
	77	16	6	8	1	1	16	5	14	14	3		8	33.25		
	78	40	10	25	3	2	40	23	35	35	5	5	28	46.00	6	6.416
	79	39	11	24	3	1	38	16	35	35	4		26	37.50	3	5.666
	80	23	8	13	2		23	20	21	21	3		13	90.23	3	
	81	28		23			28	28	26	26	3		24	43.45	2	
	82	5		5			5	4	4	4			4	43.88	2	
	83	11		12			12	2	10	10	6	1	11	39.36	6	18.250
	84	9		9			9	4	4	4	4		4	37.18	6	5.333
	85	22	10	17	1	1	22	4	22	22	1	1	14	29.21	2	
	86	22	14	23			22	5	22	22			21	39.33	2	9.800
	87	15		11			15	3	13	13	1		21	39.33	4	6.250
	88	20	8	12			20	1	15	15	9		9	28.11	4	9.250
	89	5	4	1			5		5	5			1			
	90	20	6	14			20	10	20	20	4		1	39.55	3	13.333
	92	27	14	12		1	27	10	26	26	2		10	44.00	9	9.500
	93	38	10	28			38	28	38	38			28	44.00	9	12.888
	94	35	11	21	2		35	1	32	32	3	2	28	32.64	4	9.000
	95	29	11	17		1	28	1	28	28			21	48.28	4	11.250
	96	25	9	14		1	25	5	25	23			15	47.08	5	8.200
	97	24	8	15		1	24	4	23	23	1	1	12	37.08	5	8.000
	98	20	11	8		1	20	1	19	19	7		15	34.33	3	16.666
	99	6		5			6	4	6	6			5	51.22	3	16.666
	100	34	8	22		4	34	9	30	30	2		21	49.47	5	10.600
	101	44	5	31	7	1	44	23	36	36	3		38	41.23	3	10.833
	102	29	10	19			29	20	29	29	6		19	34.26	6	8.133
	103	24	1	20	1	2	24	7	21	21			20	45.40	1	
	104	36		20	8	8	33	8	20	20			27	37.88		
	105	12	2	10			11		12	11	1		8	44.00		
	107	4		4			4		4	4			4	94.00		
	108	19	1	19			19	15	19	19			17	34.70		
	109	16		11	3	1	16	10	12	12			13	31.30		
	110	12		11		1	12	10	11	11	1		9	35.90		
	111	27	2	26			27	10	27	26	1	17	24	39.70		
	112	37	4	34		1	37	28	36	35	4	34	33	28.09	1	
	113	13		9			13	9	13	13	3		9	27.66	4	11.000
	114	57		57			57	2	57	57	5	5	57	34.49		
	115	1														
	120	64	3	54	2	5	63	61	42	57	19	52	56	20.51		
	121	38	5	30	2	1	37	23	35	35	3	28	31	34.38	3	6.533
	122	2					2									
	123	18	1	16		1	18	15	17	17	2	13	16	32.12		
	124	11	4	7			10	8	11	11	2		6	40.50	3	7.333
	126	13		12			13		13	13			12	43.75		
	127	20	1	18	5		20	15	19	19			20	43.30		
	128	23		18	1	3	23	15	23	23	6		19	39.23		
	129	30	2	28			30	11	24	24	4	4	23	46.08		
	130	53	5	44			52	44	49	48			46	44.04		
	131	44	7	32		2	44	20	39	39			32	41.37	1	17.666
	132	50	10	35		2	48	7	45	45	3	3	44	43.34	5	5.860

¹For renter - occupied dwelling units and vacant nonseasonal not dilapidated units, for rent.
²For owner - occupied dwelling units and vacant nonseasonal not dilapidated units, for sale only.

Table 3.—CHARACTERISTICS OF HOUSING FOR BLOCK AREAS, BY BLOCKS: 1950—Con.

Block area	Block	All dwelling units by occupancy and tenure					All dwelling units by condition and plumbing facilities			Occupied dwelling units				Contract monthly rent ¹		Value ² of one-dwelling-unit structures		
		Total	Owner occupied	Renter occupied	Vacant non-seasonal not dilap., for rent or sale	Other vacant and non-resident	Number reporting	No private bath or dilap.	No running water or dilap.	Total	Persons per room		Occupied by non-white	Number reporting	Average monthly rent (dollars)	Number reporting	Average value (dollars)	
											Number reporting	1.51 or more						
A	133	27	5	17	4	1	26	4	3	22	21			20	41.25	4	11,075	
	134	37	9	27	1		33	11		36	36	4		28	37.07	5	8,800	
	135	36	11	23	1	1	26	4		34	30	1		21	42.09	4	7,625	
	136	24	8	16			23	4	2	24	23			16	45.43	4	11,375	
	137	20	8	11	1		20	2		19	19			11	36.63	3	8,833	
	138	13	4	4	1		13	4		12	12			5	67.80	7	10,600	
	139	33	15	16		2	33	21	19	31	31	1		16	40.00	9	8,111	
	140	26	13	13			26	14	10	26	26	3		12	40.58	6	6,583	
	141	27	8	15		4	23	10	5	23	23			14	47.00	6	7,400	
	142	19	10	9			19	10	5	19	19			9	44.66	5	8,455	
	143	21	11	10		2	21	10	10	21	21	1	2	10	45.80	10	6,120	
	144	30	15	13		1	28	24	18	28	28			11	33.83	11	5,400	
	145	33	9	21	2	1	33	19	15	30	30			20	43.85	16	7,866	
	146	15	10	5			15	5	5	15	15			4	37.55	6	9,083	
	147	21	10	10	1		21	11	5	20	20			10	50.00	4	12,083	
	148	22	10	12			22	11	3	22	22			9	40.22	4	13,125	
	149	25	11	13	1		25	3	3	24	24			13	50.61	5	8,000	
	150	35	12	23		4	35	5	5	35	35			22	28.95	7	9,214	
	151	44	14	23		4	38	11	1	40	38	4	1	22	55.42	5	5,700	
	152	49	11	36	2	2	49	27	24	47	47	4	21	36	29.36	10	7,266	
	153	26	7	17	1	1	25	10	5	24	24			18	33.88	5	5,960	
	154	36	11	25			36	10	3	36	36	1	2	24	49.33	3	10,000	
	155	35	7	28	7	1	35	13	3	35	35			28	41.19	2		
	156	29	6	14	4	5	29	21	14	28	28		3	18	39.44	3	9,333	
	157	27	2	4		1	27	1	1	26	26			3	35.33			
	158	11	9	9	2	2	11	9	2	9	9			11	33.00			
	159	34	1	13			34	6	2	33	33		3	10	44.50			
	160	30	1	26		2	30	29	13	27	27			27	33.03			
	161	16	1	14	1		16	11	1	15	15		2	4	42.07			
	162	50	1	49	1		49	39	34	50	50		7	60	24.39			
	164	39	2	39			39	33	27	39	39	4	39	39	24.15			
	165	59	8	57		1	59	49	41	59	59	17	58	57	25.50			
	166	37		36			37	25	22	36	36	3	32	36	21.52			
	170	23	8	15			23	15	14	23	23		2	23	15	38.66	5	9,300
	173	9	6	3		1	9	3	3	8	8			1	1	3	4.500	
	174	8	5	7		2	8	7	6	8	8	21	84	78	22.12			
	175	80	3	77			80	75	67	80	80	16	80	76	25.80			
	176	51	1	50			51	46	44	51	51	14	46	49	23.69			
	177	56	1	55		1	56	52	46	55	55	8	55	48	24.3			
	178	24	1	17	5	1	24	14	4	18	18		5	19	67.52	1		
	179	9	2	7			9	9	3	9	9		3	7	25.28			
	180	54		52	1	1	52	26	15	52	51		2	53	30.71	1		
	182	1					1			1	1							
	183	20		20			20	16	15	20	20		2	20	38.15			
	184	17	10	7			17	2	2	17	16		1	7	41.71	8	10,625	
	185	46	11	32		3	44	2	1	43	40		1	28	41.85	4	7,250	
	186	32	13	13	6		32	10	1	26	26		1	19	40.63	4	8,875	
	187	41	9	30	1	1	41	13	2	39	39		2	29	43.51	4	11,250	
	188	20	9	10			20	13	2	19	19			11	48.90	3	8,000	
	189	26	12	14	1		26	1		26	25		2	13	45.76	7	5,785	
	190	19	6	12		1	15	4	1	18	14		1	8	35.12			
	193	30	15	10	5		25	7		25	23			13	45.69	7	5,328	
	194	21	2	19			21	5	5	21	21		3	19	48.78			
	195	22		22			22	3	2	22	22		2	22	49.00			
	196	16	3	12			16	16		15	14			12	61.16	1		
	197	18	1	16		1	18	2	2	17	16			15	65.40			
	198	23	5	18			22	4	2	23	22		1	17	43.70	1		
	199	33	3	20			32	1	1	33	22		1	18	58.11			
	200	25	11	14			25	5		24	24			13	45.00	3	8,666	
	201	28	8	20			26	7	1	28	26		3	18	42.27	3	6,666	
	202	40	13	23	1	3	33	8		36	30		2	19	45.63	5	8,300	
	203	24	10	13			22	1		23	20		1	12	48.50	2		
	204	38	17	18	1	2	36	9		35	35			16	45.12	11	10,181	
	205	20	8	9		1	20	17		17	17			11	47.54	3	13,333	
	206	38	5	29	4		18	9		34	33		5	32	38.53	2		
	207	37	8	25	4		31	7	3	33	33		2	29	42.27	5	9,900	
	208	44	9	31		4	43	12	3	40	37		4	30	34.13	2		
	209	27	10	15	1	1	27	2	2	25	25		1	15	45.46	8	9,500	
	210	6	2	4			6	2	1	6	6		1	3	35.66	1		
	211	22	4	13	2	3	22	9	6	17	17		3	13	48.38	1		
	212	46	2	32	1	11	43	31	28	34	32		3	28	36.75			
	213	14	1	11			14	12	11	12	12			9	37.22			
	214	10		8			9	7	7	8	8		3	5	17.00			
	215	28	6	20			28	19	11	26	26		2	20	32.90	2		
	216	1					1			1	1							
	217	57	7	50			53	27	9	57	57		6	49	21.32	6	7,683	
	218	38	12	26			35	12	9	38	38		7	26	25.07	10	5,210	
	219	39		38		1	39	29	21	38	38		4	36	23.23			
	220	51	8	40		2	51	38	18	48	48		7	46	25.02	4	6,250	
	223	38		27		2	34	27	16	36	36		4	26	28.65	7	8,500	
	224	26	2	22		2	26	21	13	24	24		5	20	32.42	1		
	225	40	7	32		1	40	20	17	39	39		2	24	33.70	4	11,500	
	226	15	6	9			14	8	5	15	15		3	9	32.00	1		
	227	25	7	17			25	5	19	24	24		2	25	44.40	5	8,300	
	228	22	3	19			21	10	2	22	22		2	19	22.36	2		
	229	33	8	24		1	29	11	7	32	32		3	23	26.65	6	9,083	
	230	27	3	24			27	6	3	27	27		3	24	30.00	2		

¹For renter - occupied dwelling units and vacant nonseasonal not dilapidated units, for rent.
²For owner - occupied dwelling units and vacant nonseasonal not dilapidated units, for sale only.

HOUSING—BLOCK STATISTICS

Table 3.—CHARACTERISTICS OF HOUSING FOR BLOCK AREAS, BY BLOCKS: 1950—Con.

Block area	Block	All dwelling units by occupancy and tenure					All dwelling units by condition and plumbing facilities			Occupied dwelling units			Contract monthly rent ¹		Value ² of one-dwelling-unit structures		
		Total	Owner occupied	Renter occupied	Vacant non-seasonal not dilap., for rent or sale	Other vacant and non-resident	Number reporting	No private bath or dilap.	No running water or dilap.	Total	Persons per room	Occupied by non-white	Number reporting	Average monthly rent (dollars)	Number reporting	Average value (dollars)	
										Number reporting	1.51 or more						
A	231	22	2	19	1	1	22	1	1	21	21	2	17	63.23	1		
	232	6		5			6	1		5	5			51.50			
	233	11	4	7			10			11	10			51.60	2		
	234	18	5	10	3		18	14	2	15	15			37.58			
	235	31	2	25	2	2	31	21	17	27	27	3		36.75			
	236	61	9	41	2	6	60	33	19	49	49			41.38	3	15666	
	237	30	5	24	1		29	12	6	29	29	1		36.91	3	15000	
	238	33	6	26		1	32	7		32	31			54.36	3	15833	
	239	14	6	8			14	1		14	14			40.78	3	24000	
	240	18	7	9		2	18	3	1	16	16			45.22	3	24000	
	241	34	7	23	2	2	33	4		30	29	2	22	43.27	5	21300	
	242	13	5	8			13	1	1	13	13			34.71	4	16750	
	243	1															
	244	27	9	14	3	1	23	3		23	19	2	12	60.91	3	14666	
	245	21	12	8			15			20	15		4	62.50	5	15600	
	246	28	16	11	1		25	8		27	24	1	9	43.33	10	7000	
	247	21	7	14			21			21	21	1	14	33.28	4	11000	
	248	35	6	29			33	5	5	35	32	2	23	40.47	4		
	249	30	3	27			30			30	29		27	71.88	1		
	250	13	1	12			13	4	4	13	12	1	11	48.00	1		
	251	4	4				4			4	4						
	252	27	2	23		2	27			25	25	1	23	48.78	1		
	253	27	9	17	1		27	2	2	26	26	1	18	43.33	5	7600	
	254	31	13	18			31	5	5	31	31	2	7	49.33	8	6525	
	255	21	8	11	2		20	3	1	19	19		11	54.36	4	8750	
	256	43	13	30			41	6	5	43	43	5	29	39.51	10	9350	
	257	15	5	10			14	1	1	15	15	1	10	36.80	4	11225	
	258	16	6	9	1		15			15	15	1	9	43.44	4	10750	
	259	24	8	15	1		24	4	3	23	23	1	15	39.80	6	5916	
	260	7	5	2			7	1	1	7	7		2		3	1176	
	261	13	7	5	1		12	3		12	12	2	4	33.00	4	81125	
	262	11	6	12			18	2		18	18	1	11	49.63	2		
	263	31	12	19			31	3	1	31	31	1	19	52.42	7	9785	
	264	36	8	28			33	5		36	35	2	25	51.04	1		
	265	26	10	14	2		24	6		24	16	2	11	33.72	5	19600	
266	35	7	22	2	4	35	8	7	29	29	3	22	48.72	2	16800		
267	10	3	7			10	4	4	10	10		6	60.66	5			
268	22	4	17	1		22	2		21	21		17	54.17	1			
269	21	4	14	1	2	19	2	2	18	17	2	13	31.07	1			
271	24	9	14		1	24	5	2	23	22	1	12	35.41	2			
272	58	8	43	7		54	28	5	51	49	4	40	25.93	3	13666		
273	31	4	27			31	14	1	31	31	2	15	33.81	3			
274	15	4	9	1	1	15			13	13		8	43.87	3	30000		
275	23	9	13			23	8	6	22	22	2	13	36.69	5	10400		
276	27	3	23	1		27	21	9	26	26	2	23	22.21				
277	40	4	40	7		40	23	12	33	33	1	13	28.09	2			
278	28	13	14	1		28	11	8	27	27	1	13	25.23	10	5450		
279	50	10	38		2	50	19	8	48	48	5	42	30.70	6	5583		
280	18	3	15			18	16	12	18	18	2	18	20.40	3	4000		
281	42	11	30	1		41	17	16	41	41	2	24	28.34	8	9562		
282	45	7	37		1	41	28	5	44	44	8	42	23.83	6	6800		
283	61	7	54			54	42	3	61	60	10	59	22.26	3	6333		
284	35	3	29	1	2	35	10	1	32	32		20	29.38				
285	38	5	29		1	36	13	9	37	35	2	17	33.03	2			
286	22	5	16	1		22	1	1	21	21		16	55.56	2			
287	28	3	5			28	8		28	28		4	45.25	2			
288	21	3	17		1	21	8	7	20	19		15	39.20	2			
289	44	6	39	2	1	46	14	6	45	45	1	39	42.23	3	11000		
290	36	6	27	1	1	32	6		33	33	2	27	45.77	3	7266		
291	39	6	33			38	1	1	39	38		2		3	7833		
292	29	8	19	2		28	7	1	27	27	1	6	39.30	5	5300		
293	19	7	12			19	3		19	19		11	44.72	6	9750		
294	37	11	25	1		35	9		36	36	9	26	36.19	7	5500		
295	25	4	21			25	5		25	25		20	39.90	4	8750		
296	28	14	13	1		28	7	7	27	26	2	5	26.70	9	8111		
297	30	8	22			30	4	4	30	30		19	32.47	3	4566		
298	30	11	19			25	7	4	30	30	2	15	29.36	7	6857		
299	29	10	19			21	3	2	29	29	1	18	24.11	5	8000		
300	26	10	16			24	10	6	26	26	3	16	29.66	7	3500		
301	23	10	13			22	5	3	23	22	5	10	27.20	7	6428		
302	21	6	13	1	1	20	5	4	19	19	1	14	35.78	4	6250		
303	14	1	13			14			14	14		11	57.91				
305	32	7	22	1	2	32	2	2	29	29	2	2	64.56	4	8250		
306	35	10	22	3		34	2		32	32	2	8	40.56	6	7083		
307	63	32	28	2	1	61	22	20	60	60	1	9	26.64	26	7011		
308	28	13	10	2		25	4	4	23	22	2	10	36.80	12	6550		
309	27	9	17		1	26	12	6	26	25	1	16	28.00	8	5375		
310	25	12	10	2		25	2		22	22	1	11	41.36	9	6777		
311	49	9	39		1	47	28	18	48	48	4	38	32.07	3	7833		
312	34	11	21	1	1	33	13	8	32	32	1	21	33.04	7	6000		
313	25	12	12		1	24	1		24	24	1	7	28.75	7	7071		
314	35	13	21	1		35	5		34	33	2	21	43.76	4	11500		
315	28	13	15			26	7	1	28	27	1	14	41.07	8	10975		
316	22	10	11		1	21	4		21	19		9	44.88	7	9285		
317	33	12	20			32	12	9	32	31		17	37.70	7	18000		
318	16	4	10	2		14	3	2	14	14		9	42.55	3	20000		
319	13	4	9			13	2	1	13	13	1	9	41.44	2			

¹For renter - occupied dwelling units and vacant nonseasonal not dilapidated units, for rent.
²For owner - occupied dwelling units and vacant nonseasonal not dilapidated units, for sale only.

Table 3.—CHARACTERISTICS OF HOUSING FOR BLOCK AREAS, BY BLOCKS: 1950—Con.

Block area	Block	All dwelling units by occupancy and tenure				All dwelling units by condition and plumbing facilities			Occupied dwelling units			Contract monthly rent ¹		Value ² of one-dwelling-unit structures		
		Total	Owner occupied	Renter occupied	Vacant non-seasonal not dilap., for rent or sale	Other vacant and non-resident	Number reporting	No private bath or dilap.	No running water or dilap.	Total	Persons per room	Occupied by non-white	Number reporting	Average monthly rent (dollars)	Number reporting	Average value (dollars)
A	320	15	8	7		15	1	1	15	15		7	45.71	6	121.66	
	321	52	20	30		50	22	13	50	47	3	29	30.72	5	10,000	
	322	65	16	44	2	3	64	25	10	60	4	43	37.76	7	13,765	
	324	39	11	28			38	20	6	39	4	27	24.48	9	41.11	
	325	11	4	5		2	11	9	7	9		5	31.00	2		
	326	38	4	34			37	27	24	38	8	33	21.54	3	70.00	
	327	27	3	23	1		27	10	4	26	4	22	28.45			
	328	21	8	13			21	12	4	21	1	12	15.75	5	49.00	
	329	47	24	23			46	32	11	47	13	23	23.26	9	43.88	
	330	44	13	30	1		43	25	8	43	3	38	22.96	11	50.27	
	331	24	10	13	1		24	14	3	23	2	22	25.00	4	23.75	
	332	31	9	21		1	29	12	8	30	3	21	25.66	5	33.40	
	333	48	4	39			48	33	10	48	4	45	21.55	5	58.00	
	335	19	4	14		1	18	12	5	18	1	17	18.35	4	33.75	
	336	102	24	72	5		102	46	6	96	13	55	34.69	13	61.92	
	337	52	25	25		2	50	6	6	50	7	24	36.00	20	112.50	
	338	36	17	13		2	36	4	2	30	2	9	78.11	14	114.64	
	339	47	11	31	4	3	47	15	2	42	2	33	55.63	9	104.44	
	340	37	16	21			35	6	2	37	3	19	36.05	6	66.66	
	341	29	13	16	1		28	6	2	29	2	16	43.00	6	72.50	
	342	45	14	30	1		45	17	5	44	5	30	37.76	4	47.50	
	343	23	10	13			23	11		23		13	39.07	8	68.75	
	344	30	10	20			30	11	5	30		17	32.05	8	108.12	
	345	28	10	17	1		28	6	3	27	2	16	42.06	6	55.83	
	346	26	10	16			25	4	3	26	1	13	33.61	6	70.83	
	347	27	14	13			27	3	3	27	2	10	32.70	9	53.88	
	348	17	7	10			17	4	3	17	1	9	37.33	4	70.00	
	349	19	10	8		1	16	4	4	18	1	7	24.55	7	73.33	
	350	18	8	9	1		18	5	3	17		10	50.10	9	67.42	
	352	1														
	353	14	4	9		1	14	3	2	13		9	91.88	2		
	354	10	5	5			9	1	1	10		5	35.20	4	47.50	
	355	26	11	14	1		25	6	6	25		11	36.63	9	63.44	
	356	29	12	15		2	28	6	6	27	1	15	40.00	10	83.00	
	357	2														
	358	9	6	3			9	1	1	9		3	35.00	6	59.16	
	359	33	13	20			33	6	2	33		20	42.80	6	48.16	
	360	30	8	21	1		30	3	3	29	1	2	36.66	4	48.75	
	361	33	12	21			32	4	3	33		19	35.86	6	61.66	
	362	32	12	19		1	32	4	3	31	1	19	36.63	10	63.50	
	363	32	12	16	4		32	14	1	28	1	18	35.83	6	91.66	
364	44	13	31			44	4	2	44		22	26.41	7	86.71		
365	44	13	28			43	4	2	44		22	25.07	8	57.12		
366	43	8	30		1	43	3	2	44	4	28	18.75	9	35.00		
367	24	11	13			24	18	3	24	2	11	28.37	3	35.87		
368	22	14	8			22	7	3	22	2	7	31.42	1	71.58		
369	18	14	10			16	1	1	18	2	9	20.22	1	73.12		
370	25	18	11			25	8	2	25	2	11	31.09	10	71.00		
371	13	7	6			13	2	1	13	1	11	18.50	7	22.55		
372	88	23	62		3	88	42	41	85	9	40	28.77	16	120.62		
373	20	13	7			20	2		20	1	3	43.20	10	11.55		
374	10	5	4		1	10			9		3		5	20,000		
375	80	28	44		8	80	18	7	72	5	49	48.53	18	163.44		
376	18	7	8		3	18			15	1	10	62.40	4	138.75		
377	64	21	35		4	64	10	4	56	2	38	49.34	8	88.75		
378	71	27	39		5	71	23	2	66	4	43	40.86	13	42.46		
379	23	11	11		1	22	6	2	22		11	40.72	6	79.16		
380	27	12	13		1	26	2	2	25		12	44.08	8	66.25		
381	34	15	18	1		32	13	5	33		16	26.68	11	65.00		
382	31	15	15	1	1	31	5	4	30	1	14	36.14	10	75.00		
383	25	19	6			24	7	6	25		5	36.80	18	48.33		
384	22	14	8			22	1	1	22	1	4	47.25	12	92.50		
385	22	16	11			25	2	1	27		11	40.27	10	93.00		
386	10	3	7			10	3		10		7	57.85	3	89.00		
387	6	1	4		1	5			5		4	76.25	1			
389	5	5				5	5	5	5		4	21.00				
390	13	7	6			12	1	1	13		4	38.75	6	10,000		
391	64	24	38	1	1	62	6	4	62	2	37	41.18	20	60.50		
392	31	16	15			31	9	7	31		15	42.40	11	60.00		
393	25	6	19			25	3	2	25	1	16	38.25	3	68.33		
394	25	13	12			25	2	2	25		1	40.27	8	68.12		
395	41	9	28	3	1	39	12	6	47	2	30	43.46	3	80.33		
396	13	9	4			13			13		4	33.75	8	141.87		
397	16	8	8			16			16	1	8	57.00	7	108.57		
398	23	11	12			23	3		23		9	51.75	9	108.88		
399	17	8	9			17			17	1	8	48.00	6	189.16		
400	17	11	5		1	17			16		6	50.66	9	95.55		
401	11	6	5		1	11			11		4	49.33	4	147.50		
402	16	9	7			15	4		16	2	7	32.57	6	89.16		
403	14	6	6	2		12	1		12	1	6	48.33	4	100.00		
404	30	20	10			30			30		2	54.00	16	203.75		
405	21	7	14			19			21		13	67.69	6	170.00		
406	16	7	9			14	4		16		9	42.11	4	150.00		
407	38	10	27	1		36	7		37	6	27	45.62	3	176.66		
408	25	8	17			25	9		25		16	31.31	5	70.00		
409	27	8	16	2	1	26	7	2	24	2	18	36.38	3	60.00		
410	26	7	17	1	1	25	11	6	24	1	16	48.00	4	70.25		

¹For renter - occupied dwelling units and vacant nonseasonal not dilapidated units, for rent.

²For owner - occupied dwelling units and vacant nonseasonal not dilapidated units, for sale only.

HOUSING—BLOCK STATISTICS

Table 3.—CHARACTERISTICS OF HOUSING FOR BLOCK AREAS, BY BLOCKS, 1950—Con.

Block area	Block	All dwelling units by occupancy and tenure					All dwelling units by condition and plumbing facilities			Occupied dwelling units			Contract monthly rent ¹		Value ² of one-dwelling-unit structures		
		Total	Owner occupied	Renter occupied	Vacant non-seasonal not dilap., for rent or sale	Other vacant and non-resident	Number reporting	No private bath or dilap.	No running water or dilap.	Total	Persons per room		Number reporting	Average monthly rent (dollars)	Number reporting	Average value (dollars)	
											Number reporting	1.51 or more					Occupied by non-white
A	411	34	6	26		2	32	13	11	32	32						
	412	24	6	18		3	22	1	11	21	21	1	10	24	3.45	2	
	413	57	7	50	5	14	57	2	1	38	37	2		14	48.57	4	
	414	11	3	8		1	10			10	10			35	63.80	6	
	415	11		9			10			9	9			7	60.42	3	
	416	18	5	13	2		18	3	2	18	18	3		11	52.72		
	417	38	8	30		4	36	5	5	34	34		2	10	57.50	4	
	418	50	14	36		3	48	15	11	45	44	4		26	41.61	6	
	419	38	8	30		3	36			33	33		4	30	42.56	8	
	420	55	15	40		6	52	3		49	48	1		39	50.46	6	
															39	53.74	8
		421	36	7	29	2	33	2		34	34	3		29	45.44	3	
		422	34	10	24		34	4		34	34	3	7	24	44.37	3	
		423	13	4	9		12			12	12	1		7	55.71	3	
		424	30	12	18	1	30	6	6	27	27	1		14	47.00	10	
		425	23	11	12	1	23	5		22	22	1		11	38.63	5	
		426	23	5	18		23	4	4	23	23		4	16	33.75	2	
		427	24	14	10		24	6	2	23	23	1	4	8	41.37	9	
		428	22	13	9	1	22	2		21	21	1		7	41.28	8	
		429	13	9	4		13			13	13			4	35.00	5	
		430	29	16	13	2	27	2		27	27			11	34.09	7	
		431	23	8	15	1	22			22	22		1	14	55.21	5	
		432	25	12	13		25			25	25			13	43.53	7	
		433	16	9	7		16			16	16			7	39.71	8	
		434	41	11	30		41	6	2	40	40	3		25	38.64	5	
		435	20	7	13		20			20	20			12	43.00	3	
		436	27	8	19	1	27	5	2	26	26	1		19	32.05	7	
		437	31	11	20		31			31	31	1	3	17	50.00	6	
		438	31	10	21	1	31	11	6	30	30		5	19	39.55	8	
		439	31	9	22		30	3		30	30	1		19	46.05	5	
		440	2				2			2	2			1	46.05	5	
		441	42	8	34	1	42	17	11	37	36	1		28	44.96	2	
		442	47	5	42	4	46	16		39	38	1		39	43.28	2	
		443	37	3	34	3	37	11		34	34	1		32	52.36	2	
		444	3		2		3			3	3			2			
		445	1				1			1	1						
		446	1				1			1	1						
		447	8		4	4	8			4	4			8	77.50		
		448	59	5	54	3	59	4	1	53	51	2		45	48.66	2	
		449	72	10	62	3	72	12	1	69	69	4		58	60.18	2	
	450	26	9	17		26		1	25	25			15	54.53	3		
	451	27	5	22	1	27	6	3	25	25		1	20	44.50	4		
	452	25	8	17		25	8	7	25	25	1		17	33.23	5		
	453	20	8	12		20	4		20	20		8	12	38.75	5		
	454	13	12	1		13			13	13			1	10.40	5		
	455	25	13	12	1	25			24	24			11	34.33	11		
	456	15	9	6		15			14	14			9	10.11	9		
	457	23	13	10	1	23	3		22	22			5	60.00	8		
	458	68	39	29	1	67	7	3	66	65	9		9	44.00	11		
	459	19	9	10		19			17	17		1	27	48.44	29		
	460	33	13	20		32			30	30			7	37.14	7		
	461	24	7	17		24	2	2	24	24			15	47.13	7		
													17	42.00	5		
	462	1				1			1	1			7	40.58	2		
	463	44	6	38	1	42	13	2	43	41	1		36	40.58	2		
	464	40	5	35	1	40	5	2	39	39		7	35	40.28	1		
	465	63	2	61	10	63	34	1	53	53	1		49	48.38	1		
	466	1				1			1	1			1				
	467	19		19		19			19	19			1	131.71			
	468	9		9		9			9	9			1	52.71			
	469	23	5	18	1	23	8	8	22	22			18	47.74	2		
	470	26	4	22		26	8	8	25	25		2	19	45.10	3		
	471	30	9	21		30	9	9	30	30		13	21	36.38	5		
	472	24	7	17		23	2	1	23	23			15	41.86	2		
	473	19	6	13	2	17			17	17			11	49.54	5		
	474	19	11	8		19			19	19		1	7	49.57	9		
	475	27	4	23		27	5	1	27	27			21	44.61	1		
	476	20	11	9	1	20	1	1	19	19			7	53.42	6		
	477	20	8	12		20			20	20			12	60.08	6		
	478	26	11	15		25	10	7	25	25		11	14	33.28	5		
	479	23	4	19		23	19	12	22	22	6		19	33.28	2		
	482	16	6	10		13	2		14	13			14	22.14	2		
	483	11	4	7		9	2		11	13		1	8	53.12	3		
													4	42.50	3		
	484	25	4	21		25	2	2	25	25		1	20	60.45	4		
	485	20	4	16		20	4		20	20			15	54.86	3		
	486	13	4	9	1	13	3	1	12	12		2	8	57.25	2		
	487	1				1			1	1							
B	6	16	4	12		16	12	8	16	16	4		8	12	19.83	1	
	9	16	14	2		16	13	1	16	16	8		3	12	18.71	1	
	10	22	6	16	1	22	20	8	21	21	13			15	15.92	12	
	11	18	5	13		18	14	7	18	18	6			12	18.75	2	
	13	57	5	52	2	57			55	55	1			11	35.15	2	
	14	307	2	285	20	302	2	2	287	286	8		1	285	34.84	1	
	16	31	30	1		31			30	30				30	35.53		
	17	26	7	19	1	25	21	16	26	26	7		6	19	14.84	5	
	18	49	17	32		48	42	30	48	48	7		3	31	23.93	5	
	19	32	10	22	1	31	26	18	31	31	10		9	21	22.09	4	
														17	22.09	4	
		22	38	14	24		33	26	13	38	38	11		26	25.13	12	

¹For renter - occupied dwelling units and vacant nonseasonal not dilapidated units, for rent.
²For owner - occupied dwelling units and vacant nonseasonal not dilapidated units, for sale only.

GALVESTON, TEXAS

Table 3.—CHARACTERISTICS OF HOUSING FOR BLOCK AREAS, BY BLOCKS: 1950—Con.

Block area	Block	All dwelling units by occupancy and tenure					All dwelling units by condition and plumbing facilities			Occupied dwelling units				Contract monthly rent ¹		Value ² of one-dwelling-unit structures	
		Total	Owner occupied	Renter occupied	Vacant non-seasonal not dilap., for rent or sale	Other vacant and non-resident	Number reporting	No private bath or dilap.	No running water or dilap.	Total	Persons per room		Occupied by non-white	Number reporting	Average monthly rent (dollars)	Number reporting	Average value (dollars)
											Number reporting	1.51 or more					
B	24	54	13	41		53	33	24	54	50	6	45	38	238.4	6	7,333	
	25	21		20		20	12	11	20	18	2	18	19	244.2			
	26	49	6	43		48	22	8	49	44	7	47	43	243.0	4	10,625	
	27	34	7	26		34	25	20	33	25	3	20	25	220.8	5	6,000	
	28	29	16	12	1	29	10	7	28	28	2	14	11	341.8	12	4,058	
	29	24	8	16		23	11	7	24	24	2	16	15	297.3	6	4,950	
	30	24	6	18		23	6	4	24	24	3	15	18	301.1	5	8,000	
	31	46	17	29		45	32	24	46	46	9	40	28	221.4	15	6,226	
	32	51	15	35	1	51	44	35	50	49	13	42	36	285.0	8	2,900	
	35	28		27		25	22	15	27	27	10	13	27	248.8			
	36	29	8	21		29	14	5	29	29	6	25	21	341.9	6	3,933	
	39	211	1	174	29	205	1	1	175	169	2	1	174	315.8	1		
	40	15	3	11	1	15	7	1	14	14	2	6	10	316.0	1		
	41	1															
	43	246	6	235	3	245	7	1	241	241	15	222	235	301.0	2		
	44	41	10	29	2	41	29	20	39	39	6	34	31	264.1	2	3,200	
	45	28	8	20		28	19	11	28	28	3	16	20	240.0	3	5,333	
	46	37	13	22	2	37	16	13	35	35	2	25	23	283.4	3	4,333	
	47	56	9	45	1	56	36	12	54	54	10	45	46	268.6	3	3,933	
	48	28	9	19		28	7	3	28	28	1	16	17	264.1	2		
	49	34	12	21	1	34	19	17	33	32	2	23	21	292.3	6	7,166	
	50	22	3	16	1	22	10	9	21	21	4	16	16	260.0	3	4,000	
	51	41	13	24		39	19	5	37	35	4	23	25	292.0	10	4,550	
	52	51	6	44	3	50	19	4	50	50	11	30	43	319.7	3	4,333	
	53	27	13	14	1	27	5	4	27	27	4	11	14	346.4	11	5,200	
	54	21	3	18		21	1	2	21	21	1	11	16	350.0	1		
	55	24	10	12	1	24	4	4	23	23	13	13	11	414.5	8	7,375	
	56	39	11	24	1	39	17	13	34	34	1	20	20	302.0	6	6,250	
	57	44	11	33		44	24	11	44	44	4	29	30	352.0	5	5,350	
	58	33	5	27	1	33	22	21	32	32	5	29	26	233.8	3	1,233	
	59	27	6	19	2	27	14	13	25	25	5	11	19	304.7	4	7,125	
	60	26	5	20	1	26	17	13	25	25	2	23	21	296.6	4	5,125	
	62	43	8	33	1	43	30	20	42	42	6	31	34	266.7	6		
	63	24	10	13	1	23	7	7	32	32	2	18	11	266.7	6	4,250	
	64	35	7	25	1	35	20	12	32	32	2	14	12	270.3	2	6,233	
	66	26	14	6		26	7	6	26	26	2	18	12	299.1	2		
	68	11	2	3		11	5	3	11	11	2	4	4	525.0	5	14,860	
	69	16	1	4	1	16	3	2	15	15	2	8	4	317.5	6	3,500	
	70	41	12	25		38	25	21	37	37	11	13	25	199.6	6		
	71	26	10	14	2	24	4	1	24	24	4	4	12	276.6	4	3,900	
	72	11	6	3	1	11	5	1	9	9	1	8	4	195.0	3	6,000	
	73	6	2	4		6	1		6	6		4	3	416.6	2		
	74	1															
	75	19	5	14		19	12		19	19	2	15	14	212.8	3	6,333	
	76	12	3	9		12	1		12	12		4	9	323.3	3	10,500	
	77	15	3	10	1	15	6		13	13	4	10	10	291.0	1		
	78	11	5	6		11	3	3	11	11	2	1	6	350.0	3	9,000	
	79	27	11	15	1	27	10	5	25	26	1	6	15	374.0	9	6,388	
	80	24	11	13		24	7	6	24	23	2	2	12	394.1	7	7,142	
	81	23	9	14		23	2		23	23		2	13	354.6	7	9,214	
	82	29	7	22		29	15	13	29	28	9	12	19	212.1	4	7,750	
	84	7	7			7	2		7	7	1		7		16,785	7	
	85	25	7	14	2	25	2		21	21	1	16	16	494.3	6	9,666	
	86	21	4	12	4	20	6		16	16	1	13	13	408.4	1		
	87	22	14	6	1	22	2		20	20	3	7	7	398.5	11	8,936	
	88	21	7	13	1	21	1	1	20	20	1	12	12	450.0	3	2,166	
	89	1				1			1	1							
	90	18	6	10	2	18	2		16	16	1	9	9	468.8	5	14,600	
	91	14	4	6	2	13	1	1	10	10	1	5	5	602.0	3	11,000	
	92	13	4	7	2	13			11	11		7	7	350.0	4	15,250	
	93	18	8	9		18	3		17	17		8	8	538.7	6	10,083	
	94	22	11	11		22			22	22		10	10	349.0	6	7,666	
	95	30	9	19	1	29	1	1	28	28	4	20	20	309.5	6	6,483	
	96	19	13	5	1	19	2	2	18	18	1	6	6	480.0	12	6,458	
	97	15	8	7		15	5	1	15	15	3	4	4	300.0	6	8,583	
	99	25	10	14	1	23	8	8	24	24	7	14	14	312.1	8	6,937	
	100	18	3	13	1	18	6	2	16	16	3	5	14	436.4	2		
	101	11	6	5		10	1	1	11	11		3	5	332.0	6	7,666	
	102	19	12	7		19	4	2	19	18		7	7	457.1	10	7,850	
	103	5	4	1		5			5	5					4	10,000	
	104	6	6			6			6	6					6	13,666	
	105	1															
	106	5	5			5			5	5					4	13,500	
	107	11	10	1		11			11	11					7	10,285	
	108	4	4			4			4	4					4	13,625	
	109	24	15	9		24	4	2	24	24	2	6	6	221.6	9	3,277	
	110	25	14	11		25	9	5	25	25	1	25	10	277.0	12	5,975	
	111	48	15	33		48	36	15	48	46	13	22	33	246.3	8	3,942	
	112	21	9	9		18	4	4	18	16		8	8	343.7	7	5,312	
	113	25	14	10		23	10	4	24	24	3	17	10	293.0	9	5,611	
	114	22	10	10		20	7	5	20	19	6	2	8	343.7	7	4,928	
	115	17	17			17			17	17					17	8,864	
	116	34	30	4		34			34	34		3	3	800.0	30	9,883	
	117	44	19	23		42	24	9	42	41	13	22	19	289.4	13	3,792	
	118	34	5	27		33	25	23	32	30		27	27	205.9	2		
	119	28	10	18		28	18	9	28	28	11	13	16	291.8	7	3,214	

¹For renter - occupied dwelling units and vacant nonseasonal not dilapidated units, for rent.
²For owner - occupied dwelling units and vacant nonseasonal not dilapidated units, for sale only.

HOUSING—BLOCK STATISTICS

Table 3.—CHARACTERISTICS OF HOUSING FOR BLOCK AREAS, BY BLOCKS: 1950—Con.

Block area	Block	All dwelling units by occupancy and tenure					All dwelling units by condition and plumbing facilities			Occupied dwelling units			Contract monthly rent ¹		Value ² of one-dwelling-unit structures		
		Total	Owner occupied	Renter occupied	Vacant non-seasonal not dilap., for rent or sale	Other vacant and non-resident	Number reporting	No private bath or dilap.	No running water or dilap.	Total	Persons per room		Occupied by non-white	Number reporting	Average monthly rent (dollars)	Number reporting	Average value (dollars)
											Number reporting	1.51 or more					
B	120	23	13	10		23	12	9	23	23	4	15	10	22.80	6	4.850	
	121	23	12	11		23	3	4	23	23	2	23	9	28.77	10	4.730	
	122	20	12	8		20	9	1	20	20		20	6	24.16	7	3.928	
	123	19	13	4	2	19	7	5	17	17		17	5	37.00	10	4.150	
	125	6	3	3		6			6	6		3	3	8.333	3	11.000	
	126	52	46	5	1	51			51	50		4	1		39	27.512	
	127	2															
	128	17	10	6	1	17			16	16		7	7	43.57	9	9.722	
	129	14	7	6		14	4	4	13	13	1	4	6	28.50	5	5.600	
	130	23	10	13		22	9	9	23	23	3	10	12	28.75	8	6.062	
	131	23	12	10		22	7	3	22	22	2	5	10	41.40	10	6.050	
	132	21	8	10		20	2	3	18	18			11	47.45	5	7.300	
	133	36	24	8	3	35	9	9	33	33	1	2	2	39.88	5	5.800	
	134	23	7	24	2	23	3	3	23	23	1	2	2	38.20	6	7.666	
	135	23	9	13	1	22	1	1	22	22	3	1	1	39.71	4	9.750	
	136	23	5	18	1	22	1	1	20	20	3	7	5	45.31	3	11.333	
	137	27	4	23		25	18	1	26	26	3	2	2	36.91	4	9.750	
	138	31	8	23		29	18	1	31	31	3	2	2	40.13	5	8.200	
	139	37	12	25		35	28	1	37	37	2	2	2	20.77	7	7.000	
	140	38	13	25		37	30	2	38	38	5	2	2	29.33	8	6.750	
	141	21	13	8		20	1	1	21	21	1	10	8	37.12	11	7.036	
	142	20	8	18	1	20	11	6	26	26	3	13	19	32.31	3	5.666	
	143	17	12	5	3	15	2	1	17	17			5	37.40	12	7.958	
	144	20	7	13		20	2	2	20	20			11	40.72	6	9.000	
	145	22	6	16	1	22	10	3	21	21		1	2	42.21	2		
	146	26	13	13		26	4	2	26	26	1	7	4	33.69	4	7.250	
	147	4	4			4	7	7	4	4		4	6		4	7.250	
	148	7	6	1		7	6	6	7	7		6	2	9.416	4	6.050	
	149	6	5	2		6	7	7	6	6		6	2		5	10.500	
	150	7	5	2		7	7	7	7	7		7	7		5	10.500	
	151	30	24	5	1	30	1		29	27		4	4	83.75	22	15.318	
	152	11	10	1		10	9		11	11		2	2		9	16.666	
	153	9	7	2		9	9		9	9		5	5		5	14.100	
	154	38	11	27		38	11	4	38	38	1	3	26	3.426	3	4.166	
	155	33	11	22		30	16	9	33	33	3	3	20	25.20	6	4.083	
	156	32	14	18		30	10	3	32	31	3	18	18	24.83	10	4.780	
	157	50	14	36		50	29	6	50	50	1	3	6	29.41	6	6.083	
	158	18	9	8		18	10	3	17	17	2	17	7	29.71	7	5.714	
	161	21	18	3	1	21	10	3	21	21		3	3	81.66	18	8.666	
	162	24	15	9		24	5	1	24	24	3	12	9	35.00	13	7.253	
	163	14	13	1		14	7		14	14		1	5		13	10.192	
	165	17	12	5		17	7		17	17		1	1	66.00	12	11.541	
	166	7	6	1		7	7		7	7		1	2		5	13.800	
	167	18	16	2		18	8		18	18		2	2		15	15.900	
	168	8	8			8	8		8	8		2	10	24.60	8	12.750	
	170	22	12	10		22	5	1	22	22	2	22	10	24.60	9	5.533	
	171	21	7	14		20	7	1	21	20		15	12	23.16	4	5.875	
	172	25	12	13		25	2	2	25	25		4	12	37.91	10	6.850	
	173	13	4	9		13	3		13	13		9	9	35.66	2		
	174	30	11	18	1	30	1		29	28		3	17	36.47	10	5.850	
	175	28	14	9	4	26	7	3	23	23	1	17	12	27.25	8	6.562	
	177	60	25	34	1	59	33	30	59	59	1	38	34	25.94	23	9.152	
	178	30	19	10		29	8	5	29	29	2	23	10	24.10	11	5.136	
	179	50	10	36	2	49	26	15	46	46	3	29	36	31.36	4	9.625	
	180	45	14	26	4	45	27	10	40	40	4	37	26	24.69	7	5.357	
	181	28	16	11	1	28	13	3	27	27	1	18	11	32.00	12	7.500	
	182	28	9	17	2	27	9		26	25	5	19	19	47.73	6	9.083	
	183	19	10	8	1	19	19		18	18		9	9	54.77	9	8.333	
	184	25	11	14		25	5		25	25		12	13	29.38	7	5.371	
	185	23	11	12		22	7	5	23	22	3	20	11	33.54	6	5.050	
	186	1															
	187	2															
	188	22	14	8		22	2	2	22	22		8	8	70.00	13	11.000	
	189	10	5	5		10	10		10	10		5	5	80.00	4	16.750	
	190	11	8	2	1	11	11		10	10		2	2		7	21.142	
	191	14	11	3		14	14		14	14	1	3	3	57.66	10	10.200	
	192	3	2	1		3	3		3	3					2		
	193	6	6			6	6		6	6					6	13.250	
	194	7	7			7	7		7	7					6	18.100	
	195	8	7	1		7	7		8	8		1	7		7	15.000	
	196	3	3			3	3		3	3					3	14.166	
	197	16	11	4	1	16	16		15	15		5	5	56.00	5	10.833	
	198	36	33	2		36	36		35	35		2	2		33	11.596	
	199	15	13	2		15	15		15	15		2	2		13	10.300	
	200	14	11	3		12	12		14	14		1	1		8	8.617	
	201	64	51	13		63	63	2	64	63	2	5	12	57.50	49	9.153	
	202	22	19	3		22	22	1	22	22		2	2		19	9.437	
	203	24	22	2		24	24		24	24		2	2		22	9.372	
	204	12	12			12	12		12	12					12	12.025	
	205	4	3	1		4	4		4	4		1	1		3	15.900	
	206	25	10	15		25	7	1	25	25	4	14	14	28.50	8	5.125	
	207	2	2			2	2		2	2					2		
	208	6	5	1		6	6		6	6					5	13.900	
	209	11	9	2		11	11		11	11		2	2		8	9.762	
	210	14	8	6		14	14		14	14		4	4		7	9.928	
	211	15	11	4	1	15	15		14	14		3	3	56.66	11	12.618	
	212	8	5	3		8	8		8	8		3	3	95.00	3	12.000	

¹For renter - occupied dwelling units and vacant nonseasonal not dilapidated units, for rent.
²For owner - occupied dwelling units and vacant nonseasonal not dilapidated units, for sale only.

Table 3.—CHARACTERISTICS OF HOUSING FOR BLOCK AREAS, BY BLOCKS: 1950—Con.

Block area	Block	All dwelling units by occupancy and tenure					All dwelling units by condition and plumbing facilities			Occupied dwelling units			Contract monthly rent ¹		Value ² of one-dwelling-unit structures	
		Total	Owner occupied	Renter occupied	Vacant non-seasonal not dilap., for rent or sale	Other vacant and non-resident	Number reporting	No private bath or dilap.	No running water or dilap.	Total	Persons per room	Occupied by non-white	Number reporting	Average monthly rent (dollars)	Number reporting	Average value (dollars)
										Number reporting	1.51 or more					
B	213	16	12	4		16			16	15		4	49.50	12	11,125	
	214	13	10	2		13			12	12		2		9	12,555	
	215	13	9	4		13			13	13		4	94.50	9	11,333	
	216	11	9	2		11			11	11		2		7	19,285	
	217	36	22	14		36	2		36	36	1	14	65.35	21	16,333	
	218	17	7	10		17	1		17	15	1	4	58.50	6	11,000	
	219	8	5	3		8			8	7		3	47.00	5	12,000	
	220	21	15	6		21	3	3	21	21		2	51.66	12	6,291	
	221	27	14	13		26	1	1	27	26		10	40.40	10	4,940	
	222	14	8	6		14			14	14	1	6	48.66	7	15,857	
	223	25	8	15	2	25			23	23		17	37.35	5	9,600	
	224	56	29	25		56	17	7	54	54	1	23	66.88	20	6,655	
	225	26	9	15	2	26	7	1	24	24	1	9	9.75	5	9,750	
	226	11	7	4		10	1	1	11	11		4	12.75	4	12,750	
	227	34	12	21	1	34	3	1	33	33	1	2	55.31	1	12,311	
	228	65	24	35	5	63	3	1	59	59	1	2	38.20	2	11,922	
	229	44	25	19		42	2		44	44	1	1	37.94	15	9,533	
	230	16	11	5		16	5	5	16	16		1	32.20	8	7,187	
	231	23	18	5		22	3	2	22	22		5	47.20	17	5,788	
	232	23	5	18		23	13	7	23	23	17	17	26.76	1	6,166	
	233	3	1	2		3			3	3	1	2		1	15,500	
	234	8	6	2		8			8	8		3		9	18,444	
	235	24	9	14	1	24	1	1	23	23	1	14	39.50	9	15,666	
	236	18	10	7	1	18			17	17		3	66.87	9	11,755	
	237	16	13	3		16			16	16	1	3	68.33	12	13,888	
	238	9	9			9			9	9		6	33.00	5	3,000	
	239	6	6			6			6	6		14	52.50	6	6,300	
	240	24	9	14	1	24	1	1	23	23	1	4	56.75	6	9,755	
	241	12	7	5		12			12	12		4	51.25	6	9,755	
	242	14	10	4		14			14	14		4	51.25	8	13,062	
	243	17	6	11		17			17	17		7	62.85	4	13,625	
	244	21	5	16		21			21	21		16	51.87	1	9,200	
	245	14	11	2		14	1	1	13	13	2	5	68.1	11	6,811	
	246	15	10	5	1	15	2	1	15	15	5	2	36.20	10	5,939	
	247	5	5			5			5	5		5	15.70	5	15,700	
	248	16	15	1		16			16	16	1	1	22.80	15	12,800	
	249	74	49	18	1	72	19	9	67	67	12	19	39.00	41	8,668	
	250	15	15			15			15	15		4	97.00	14	9,700	
	251	14	10	4		14	3	2	14	13	3	1	33.75	10	5,039	
	252	14	8	5	1	14	6	1	13	13		3	31.66	3	50,000	
	253	11	8	2	1	11			10	10		3	40.33	6	8,333	
	254	18	8	9		18			17	17		9	63.11	6	7,883	
	255	19	9	10	1	19			19	19		10	49.50	6	7,444	
	256	14	12	2		14			14	14		2	48.57	11	9,954	
	257	17	10	7		17			17	17		7	48.57	10	7,700	
	258	33	10	23		32	1	1	33	32		2	33.36	6	8,333	
	259	9	7	1	1	9			9	8		2	43.00	7	11,285	
	260	14	10	4		14			14	14		4	43.00	8	19,950	
	261	9	6	3		9			9	9		3	86.66	6	8,666	
	262	2				2			2	2	2	19	16.66	1	2,000	
	263	7	1	6		7	1	1	7	7		6	22.83	2	2,283	
	264	19	2	17		19	14	12	19	16	2	16	14.75	8	8,500	
	265	19	11	8		19	3	1	19	19		1	42.37	7	7,142	
	266	22	7	15		22			22	22		15	44.13	7	10,000	
	267	22	8	11	1	22			22	22	1	12	53.16	3	10,000	
	268	22	13	11	1	22			24	24		11	44.00	11	8,045	
	269	25	13	11	1	25	3		24	24		14	47.00	15	9,266	
	270	35	19	16		35	2	2	35	35		8	51.75	13	8,384	
	271	23	14	8	1	23	2	4	22	22		8	39.12	8	9,250	
	272	18	10	8		18	6	4	18	18		12	37.66	20	10,200	
	273	35	22	13		35			35	35	2	12	37.66	20	10,200	
	274	27	17	9	1	27	2	2	26	26		6	49.83	9	12,666	
	275	14	8	6		14			14	14		6	46.66	6	11,266	
	276	34	16	16	2	33			32	32		16	45.25	12	9,875	
	277	10	3	7		10			10	10	2	12	24.57	3	6,333	
	278	2				2			2	2		2		3		
	279	1				1			1	1						
	280	20	6	14		20			20	19		14	34.85	6	7,750	
	281	24	6	16		22	2	2	22	21		15	57.06	3	8,166	
	282	17	13	4		17	2	2	17	17	1	2	7.75	10	7,750	
	283	21	14	6		21			20	20		6	49.33	9	11,333	
	284	22	10	11	1	21			21	21		10	48.50	8	8,437	
	285	18	8	10		18	3		18	17		8	59.37	7	8,071	
	286	13	8	5		13			13	13		5	30.00	5	8,571	
	287	4	4			4	1	1	4	3		3	9.66	3	9,666	
	288	13	10	3		13			13	13		3	41.66	10	7,450	
	289	16	9	6	1	16			15	15	2	3	65.00	8	6,225	
	290	17	11	6		17			17	17	1	3	44.33	9	5,565	
	291	27	12	15		26	4	3	27	27	1	15	39.26	11	4,554	
	292	26	10	12	1	26	10	6	22	22		8	35.00	7	4,714	
	293	17	10	5	1	17	1		15	15	9	5	34.00	6	5,250	
	294	12	7	5		12			12	12		5	38.60	5	7,440	
	295	12	6	5	1	12			11	11		6	56.66	5	10,400	
	296	26	15	11		26	2	1	26	26	1	11	45.33	11	6,318	
	297	22	12	9	1	22			21	21	2	10	41.11	10	7,220	
	298	14	9	4	1	14		1	13	12		4	60.00	5	7,312	
	299	13	6	6	1	12		2	12	12	1	4	48.00	5	6,400	
	300	17	11	6		17			17	17		6	39.16	9	9,388	

¹For renter - occupied dwelling units and vacant nonsessional not dilapidated units, for rent.
²For owner - occupied dwelling units and vacant nonsessional not dilapidated units, for sale only.

HOUSING—BLOCK STATISTICS

Table 3.—CHARACTERISTICS OF HOUSING FOR BLOCK AREAS, BY BLOCKS: 1950—Con.

Block area	Block	All dwelling units by occupancy and tenure					All dwelling units by condition and plumbing facilities			Occupied dwelling units			Contract monthly rent ¹		Value ² of one-dwelling-unit structures		
		Total	Owner occupied	Renter occupied	Vacant non-seasonal not dilap., for rent or sale	Other vacant and non-resident	Number reporting	No private bath or dilap.	No running water or dilap.	Total	Persons per room		Occupied by non-white	Number reporting	Average monthly rent (dollars)	Number reporting	Average value (dollars)
											Number reporting	1.51 or more					
B	301	14	5	9		14	2	1	14	14			8	40.62	4	6,500	
	302	19	8	5	6	13			13	13			5	53.60	5	9,400	
	303	16	5	11		16	2	1	16	16			9	47.11	4	11,250	
	304	27	16	10	1	27	4		26	26	1		9	43.33	11	9,681	
	305	47	31	15		43	2	1	46	42			15	56.00	21	10,690	
	306	13	7	5	1	13			12	12			6	39.33	6	6,916	
	307	26	10	13	3	26	1	1	23	23			16	39.62	9	7,888	
	308	16	8	8		16	2		16	16			8	47.12	7	7,785	
	309	23	11	12		22	5	2	23	23		2	10	39.20	7	9,142	
	310	49	28	20		49	4	4	48	48	1		20	46.15	22	8,081	
	311	19	9	10		19	8	8	19	19	2	11	10	25.40	6	6,250	
	312	16	12	3	1	16	1	1	15	15			3	46.00	10	9,300	
	313	14	10	4		14	2	2	14	14			3	61.00	9	11,166	
	314	39	25	13	1	39	1		38	38		1	10	45.10	23	10,869	
	315	27	17	10		26			27	27		1	10	42.20	11	8,045	
	316	13	11	2		13			13	13		2	1		11	8,318	
	317	31	14	17		31	3	1	31	31	1		17	50.35	13	9,692	
	318	14	11	3		14			14	14		1	3	36.00	10	8,950	
	319	4	3		1	3	1	1	3	3					1		
	320	11	6	5		11	3	2	11	11		4	5	42.60	6	8,166	
	321	29	16	12	1	28	1		28	28			11	47.54	15	8,466	
	322	14	12	2		14	2		14	14	1		1		11	9,909	
	323	18	8	10		18	4		18	18			9	44.11	5	7,300	
	324	19	9	10		19			19	19			10	45.50	8	7,750	
	325	17	7	10		17	2	1	17	17	2		10	30.30	4	6,750	
	326	14	11	3		14	3	1	14	14			3	55.66	10	8,100	
	327	17	9	8		17	6	3	17	17			7	35.85	6	6,416	
	328	16	4	10	2	15	1		14	14			10	63.80	3	6,666	
	329	18	12	6		18	4		18	18		4	5	34.40	8	4,250	
	330	14	12	2		14	3	1	14	14	1		2		11	5,454	
	331	26	12	13	1	26	2	1	25	25			13	52.38	9	7,666	
	332	13	5	7		13	1	1	12	12			7	41.57	4	6,500	
	333	14	9	5		14			14	14			5	43.00	8	7,812	
	334	16	5	10	1	15	1	1	15	15			10	46.30	4	6,125	
	335	19	8	11		19			19	19			10	51.90	4	8,500	
	336	16	9	7		16			16	16			7	53.00	8	10,787	
	337	20	7	13		20	3		20	20	2		11	39.27	5	5,500	
	338	16	10	6		16			16	16			6	51.66	9	8,533	
	339	12	6	6		12	1		12	12			6	39.33	3	14,000	
	340	16	10	6		16			16	16			6	61.66	8	8,500	
	341	16	12	4		16			16	16			3	48.33	11	8,590	
	342	17	9	8		17			17	17			8	49.62	9	8,888	
	343	26	15	11		26			26	26	2		10	50.50	13	7,807	
	344	23	12	11		23			23	23		1	10	57.90	7	9,785	
	345	20	11	9		20	3	3	20	20	1		9	42.55	9	6,555	
	346	17	12	5		17			17	17			5	40.00	10	7,720	
	347	22	11	11		22	5	1	22	22	1	1	14	49.00	6	11,166	
	348	21	10	10	1	21	7		20	20			9	44.33	7	6,714	
	349	20	10	9		20			19	19			9	49.11	7	11,437	
	350	20	8	12		20	2		20	19		1	10	51.00	5	7,300	
	351	22	9	13		21			22	21	1		11	41.90	5	8,400	
	352	11	9	2		11			11	11			2		7	9,857	
	353	20	9	10		19	4	4	19	19	1		9	47.00	7	8,642	
	354	11	11			11			11	11			8		9	8,333	
	355	18	10	8		18	1	1	18	18			8	64.37	8	6,625	
	356	28	13	12	3	28	2		25	25			12	44.58	7	11,928	
	357	18	14	3		18			17	17			3	32.33	12	10,125	
	358	23	10	13	1	23			23	23			13	45.00	8	9,875	
	359	14	6	8		14	3	1	14	12			6	34.50	8	5,900	
	360	18	8	10		18	1	1	18	17	1	3	9	39.22	5	8,100	
	361	16	12	4		16			16	16			4	55.00	9	9,577	
	362	15	14		1	14			14	13					13	10,961	
	363	13	7	5	1	12			12	12			5	87.00	7	10,957	
	364	22	12	10		22	3	2	22	21			8	35.62	8	10,062	
	365	12	5	7		12	2	2	12	12			5	38.60	4	9,250	
	366	17	7	10		17	3	1	17	17			7	41.71	9	10,000	
	367	23	12	11		23			23	23			11	41.45	9	6,000	
	368	16	3	10	3	16			13	12			12	38.58	2		
	369	14	6	8		14	1	1	13	13			3	46.66	2	7,000	
	370	19	11	8	1	19	5	5	17	17	2		4	36.00	9	5,777	
	371	19	13	6		19			19	19	1		4	41.25	10	5,170	
	372	27	12	14	1	27	3	2	26	26	1		14	41.57	8	4,712	
	373	18	10	7	1	18			17	17			8	40.62	9	7,877	
	374	13	5	8		13	3	1	13	13			2	39.00	4	6,375	
	375	7	4	2		7	1	1	6	6	1		2	62.66	6	6,666	
	376	18	14	4	1	18			18	18			4	52.50	10	6,850	
	377	25	11	13	1	25	1	1	24	24			14	47.14	9	7,388	
	378	20	9	10	1	19	4	1	19	19			5	47.90	5	6,000	
	379	42	22	20		42	3	2	42	41	1		20	45.80	18	8,972	
	380	18	9	8	1	18	2		17	17			9	39.66	7	10,928	
	381	9	5	4		9			9	9			4	59.50	3	11,166	
	383	22	12	8	2	22	3	3	20	20	2		9	50.11	7	7,571	
	384	20	13	7		20	8		20	20			6	27.50	7	7,442	
	385	16	9	7		16	5		16	16	2		6	25.50	5	8,600	
	386	18	10	7	1	18		1	17	17		5	7	65.00	6	13,937	
	387	21	8	13		21			21	21	1		12	44.08	8	14,583	
	388	29	7	19	2	26			26	26			20	51.00	5	12,600	

¹For renter - occupied dwelling units and vacant nonseasonal not dilapidated units, for rent.

²For owner - occupied dwelling units and vacant nonseasonal not dilapidated units, for sale only.

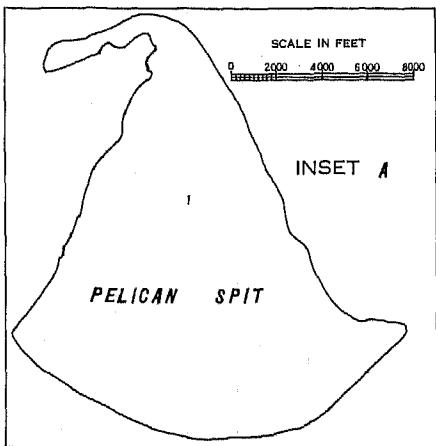
Table 3.—CHARACTERISTICS OF HOUSING FOR BLOCK AREAS, BY BLOCKS: 1950—Con.

Block area	Block	All dwelling units by occupancy and tenure					All dwelling units by condition and plumbing facilities			Occupied dwelling units			Contract monthly rent ¹		Value ² of one-dwelling-unit structures	
		Total	Owner occupied	Renter occupied	Vacant non-seasonal not dilap., for rent or sale	Other vacant and non-resident	Number reporting	No private bath or dilap.	No running water or dilap.	Total	Persons per room	Occupied by non-white	Number reporting	Average monthly rent (dollars)	Number reporting	Average value (dollars)
8	389	16	3	13			16	1	1	16	16		12	4383	1	
	390	19	12	7			19	1	1	19	19		7	4600	9	7277
	391	24	14	10			24	1	1	24	24	2	10	4230	10	8500
	392	24	9	15			24			24	23	1	15	4706	8	11125
	393	19	5	13	1		18	1	1	18	18		13	4815	3	8800
	394	41	28	12	1		37	26	1	40	38	13	10	9720	1	
	395	45	22	21		1	45			41	41		21	5242	16	7812
	396	16	9	6	1	1	16	1	1	15	15		6	3583	8	7062
	397	19	8	11			17	2	2	19	19	3	9	4533	5	7100
	398	12	7	5			12	1	1	12	9		5	5760	7	9428
	399	18	12	6			18			18	18		5	5300	10	10300
	400	23	4	17	2		23			21	20	1	19	5652	4	10000
	401	27	8	19			27			27	27	1	18	4866	5	8500
	402	14	9	5			14	3	3	14	14		5	2740	9	10888
	403	22	16	5		1	22	1	1	21	21		5	4560	13	10307
	404	11	6	5			11			11	11		5	6300	6	18000
	405	14	8	6			14			14	14		5	6500	7	11857
	406	9	8	1			9			9	9		1		8	16375
	407	8	8				8			8	8		1		8	13875
	408	6	4	2			6			6	6		2		2	
	409	7	7				7			7	7				7	19000
	410	11	10			1	11			10	10				9	19555
	411	11	10			1	11			10	10				10	17800
	413	15	11	4			15			15	15		4	7100	10	12200
	414	2														
	415	2														
	416	4	2	2			4			4	4		2		2	
	417	10	10				10			10	10				10	21000
	418	10	8	2			10			10	10		2		6	23333
	419	12	12				12			12	12				12	27500
	420	11	11				11			11	11				11	26181
	421	7	7				7			7	7				7	21428
	422	4	4				4			4	4				4	15000
	423	8	8				8			8	8				8	16125
	424	3	2	1			3			3	3		1		2	
	425	5	4	1			5			5	5		1		4	16750
	426	3	2	1			3			3	3		1		2	
	427	3	3				3			3	3				3	26666
	428	44	22	19	1	2	42	2	2	41	41	2	18	5377	20	12700
	429	16	13	3			16			16	16		2		10	10500
	430	19	10	9			19			19	19		8	5975	10	15200
	431	14	10	4			14			14	14		4	6000	10	11300
	433	40	23	17			40			40	40		15	5366	20	9330
	434	18	4	13	1		18			17	17		14	6042	3	9333
	435	2														
	436	22	6	8	7	1	22			14	14		15	11300	6	10133
	438	13	7	6			13	2	2	13	13		5	5780	6	9583
	439	15	10	5			15			15	15		4	6625	10	12000
	441	2														
	442	1														
	443	9	8	1			9			9	8				8	26000
	444	11	9	2			11			11	11		2		9	29000
	445	6	5	1			6			6	6		1		4	40000
	446	1														
	447	4	4				4			4	4				4	27500
	448	3	3				3			3	3				3	28333
	449	5	5				5			5	5				5	23600
	450	17	16	1			17			17	17		1		15	21000
	451	15	14			1	15			14	14				14	27857
	452	6	6				6			6	6				5	10200
	453	8	7	1			8	1	1	8	8		1		7	13642
	454	6	6				6			6	6				4	20000
	455	9	8	1			9			9	9		1		8	21750
	456	6	6				6			6	6				6	17666
	457	6	5	1			6			6	6		1		5	26000
	458	8	7	1			8			8	8		1		7	22500
	459	12	5	7			12			12	12		7	6714	5	12100
	460	13	3	10			13			13	12		10	5840	2	
	461	27		24			27			24	24	1	24	8700		
	463	1														

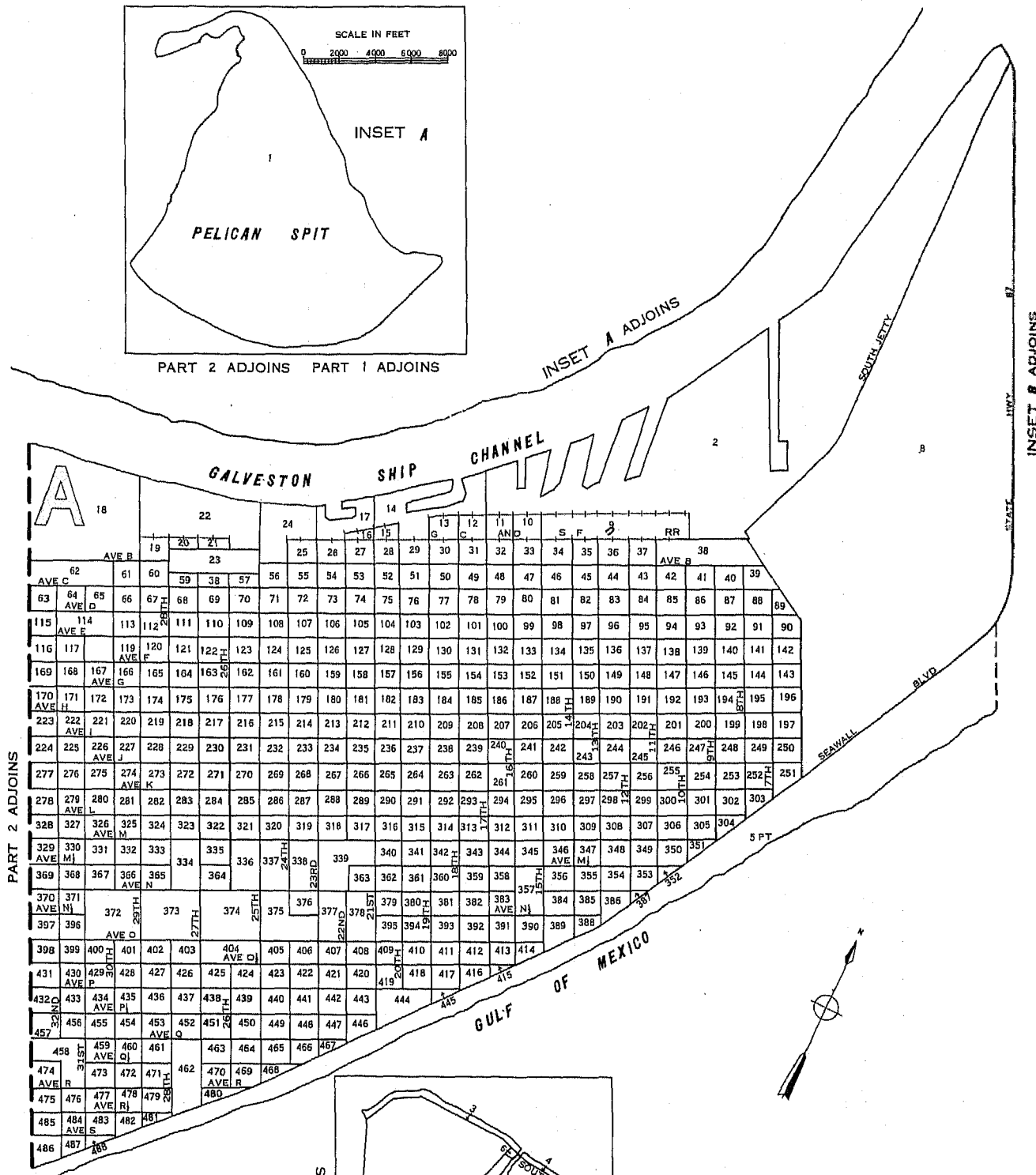
¹For renter - occupied dwelling units and vacant nonseasonal not dilapidated units, for rent.
²For owner - occupied dwelling units and vacant nonseasonal not dilapidated units, for sale only.

GALVESTON, TEXAS, BY BLOCKS: 1950

PART 1 OF 2 PARTS

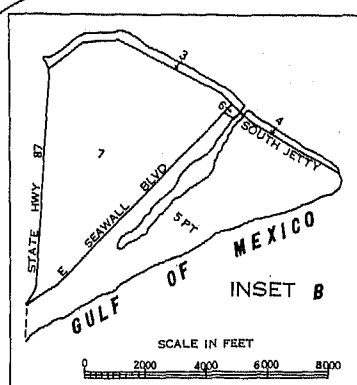


PART 2 ADJOINS PART 1 ADJOINS

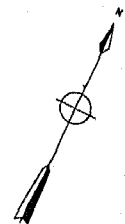


PART 2 ADJOINS

INSET B ADJOINS



PART 1 ADJOINS



LEGEND

BLOCK NUMBERS

BLOCK AREA LETTERS

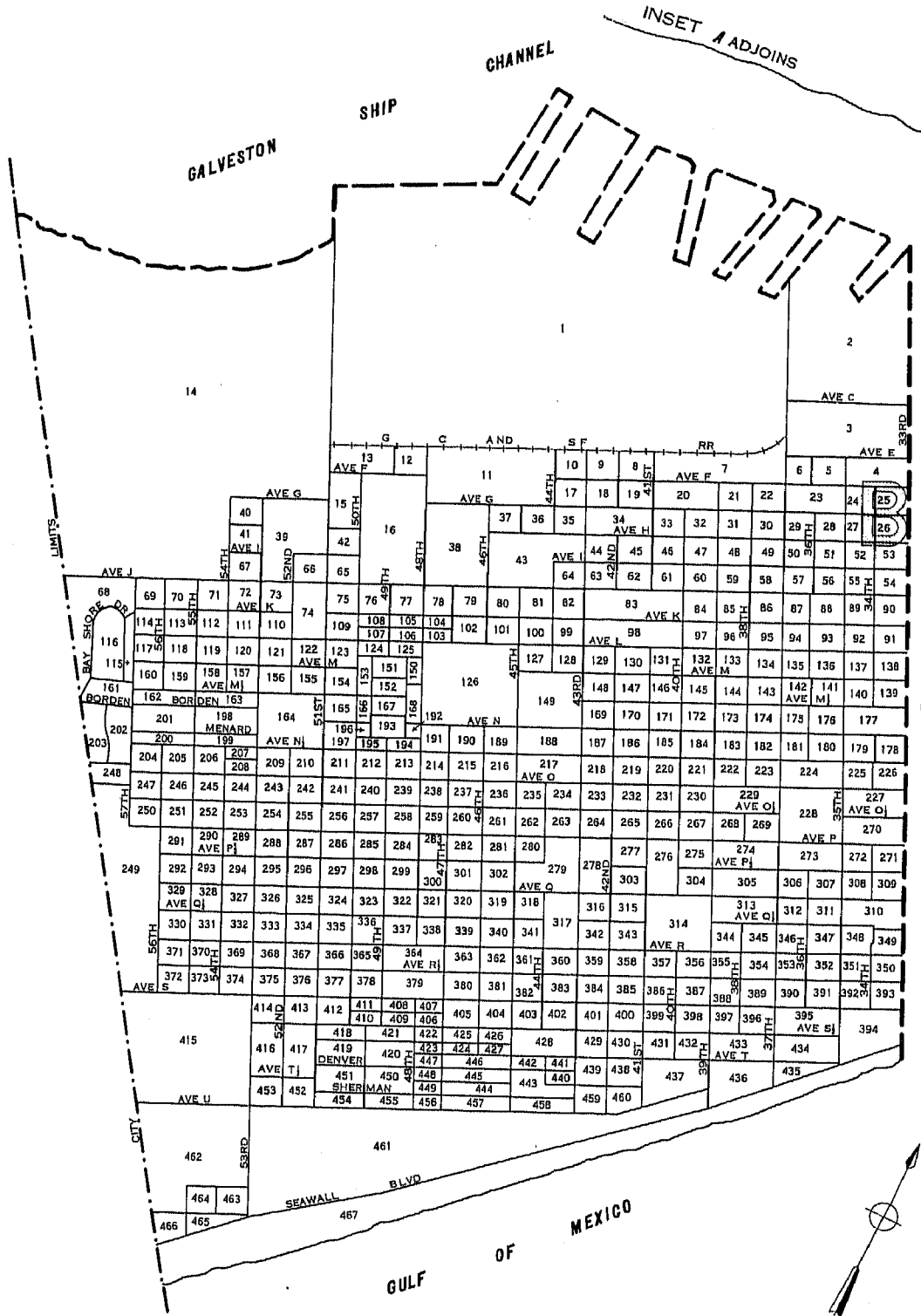
BLOCK AREA BOUNDARIES

U.S. DEPARTMENT OF COMMERCE, BUREAU OF THE CENSUS

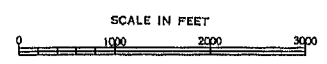


GALVESTON, TEXAS, BY BLOCKS: 1950

PART 2 OF 2 PARTS



PART 1 ADJOINS




LEGEND
 BLOCK NUMBERS
 BLOCK AREA LETTERS
 BLOCK AREA BOUNDARIES
 U.S. DEPARTMENT OF COMMERCE, BUREAU OF THE CENSUS



1950 UNITED STATES CENSUS OF HOUSING

U. S. DEPARTMENT OF COMMERCE • BUREAU OF THE CENSUS



GARY, IND.

**BLOCK
STATISTICS**

U. S. CENSUS OF HOUSING: 1950

Volume

- I General Characteristics
- II Nonfarm Housing Characteristics
- III Farm Housing Characteristics
- IV Residential Financing
- V Block Statistics

Housing statistics for census tracts are to be included in the Population reports on census tracts.

U. S. CENSUS OF POPULATION: 1950

Volume

- I Number of Inhabitants
- II Characteristics of the Population

Succeeding volumes will cover the following subjects:

Census Tracts, Nativity and Parentage, Nonwhite Population by Race, Persons of Spanish Surname, Institutional Population, Differential Fertility, Labor Force Characteristics, Occupation, Industry, Income, Internal Migration, Education, Characteristics of Families and Households.

UNITED STATES CENSUS of HOUSING : 1950
U. S. DEPARTMENT OF COMMERCE BUREAU OF THE CENSUS
CHARLES SAWYER, Secretary ROY V. PEEL, Director



BLOCK STATISTICS


**GARY
INDIANA**

*Prepared under the supervision of
Howard G. Brunzman, Chief
Population and Housing Division*

1950 HOUSING CENSUS REPORT
VOLUME V, PART 70

UNITED STATES GOVERNMENT PRINTING OFFICE 1951

BLOCKS • CENSUS TRACTS





BUREAU OF THE CENSUS

ROY V. PEEL, *Director*

A. ROSS ECKLER, *Deputy Director*
HOWARD C. GRIEVES, *Assistant Director*
CONRAD TAEUBER, *Assistant Director*
MORRIS H. HANSEN, *Assistant Director for Statistical Standards*
ROBERT Y. PHILLIPS, *Assistant Director for Operations*
CALVERT L. DEDRICK, *Coordinator, International Statistics*
FRANK R. WILSON, *Information Assistant to the Director*

Population and Housing Division—

HOWARD G. BRUNSMAN, *Chief*
WAYNE F. DAUGHERTY, *Assistant Chief for Housing*
ROBERT B. VOIGHT, *Assistant Chief for Operations*
HENRY S. SHRYOCK, JR., *Assistant Chief for Population*
EDWIN D. GOLDFIELD, *Program Coordinator*

Quality and Equipment Statistics—Robert C. Hamer, *Chief*
Inventory Statistics—Carl A. S. Coan, *Chief*
Developmental Programs—J. Hugh Rose, *Chief*
Residential Financing—Junia H. Honnold, *Chief*
Territories and Possessions—Joel Williams, *Chief*
Statistical Sampling—Joseph Steinberg, *Chief*
Statistical Procedure—Morton A. Meyer, *Chief*
Processing Operations—Milton D. Lieberman, *Chief*

Administrative Service Division—WALTER L. KEHRES, *Chief*
Agriculture Division—RAY HURLEY, *Chief*
Budget Officer—CHARLES H. ALEXANDER
Business Division—HARVEY KAILIN, *Acting Chief*
Field Division—LOWELL T. GALT, *Chief*
Foreign Trade Division—J. EDWARD ELY, *Chief*
Geography Division—CLARENCE E. BATSCHLET, *Chief*
Governments Division—ALLEN D. MANVEL, *Chief*
Industry Division—MAXWELL R. CONKLIN, *Chief*
Machine Tabulation Division—C. F. VAN AKEN, *Chief*
Personnel Division—HELEN D. ALMON, *Chief*

SUGGESTED IDENTIFICATION

U. S. Bureau of the Census. *U. S. Census of Housing: 1950. Vol. V, Block Statistics, Part 70.*
U. S. Government Printing Office, Washington, D. C., 1951.

For sale by the Superintendent of Documents, U. S. Government Printing Office, Washington 25, D. C.,
or any of the Field Offices of the Department of Commerce - Price 20 cents

PREFACE

This report presents statistics on characteristics of dwelling units by blocks for the city. The tabulations are based on data from the 1950 Census of Housing, taken as of April 1, 1950. Authorization for the 1950 Census of Housing as part of the Seventeenth Decennial Census was provided by the Housing Act of 1949, approved July 15, 1949.

The major portion of the information compiled from the 1950 Census of Housing appears in Volume I, *General Characteristics*; Volume II, *Nonfarm Housing Characteristics*; Volume III, *Farm Housing Characteristics*; Volume IV, *Residential Financing*; and Volume V, *Block Statistics*. Volume V consists of separate reports, issued as bulletins for each of the 209 cities which in 1940 or in a subsequent census had a population of 50,000 or more. These reports will not be bound into a single publication.

The subjects covered in both the 1950 and 1940 reports on characteristics of dwelling units by blocks are substantially similar.

This report was prepared under the direction of Howard G. Brunsman, Chief, Population and Housing Division, and Wayne F. Daugherty, Assistant Chief for Housing. Robert C. Hamer, Chief, Quality and Equipment Statistics Section, was in charge of coordinating the content and the format of the report with assistance from Carl A. S. Cloan, Chief, Inventory Statistics Section; Floyd D. McNaughton, Chief, Equipment and Facilities Unit; Beulah Washabaugh, Chief, Tenure and Vacancy Unit; and Walter A. Hines. The compilation of the statistics was under the supervision of Robert B. Voight, Assistant Chief for Operations.

The collection of the information on which these statistics are based was under the supervision of Lowell T. Galt, Chief, Field Division. The geographic work, including the assignment of all block numbers and the preparation of maps, was under the supervision of Clarence E. Batschelet, Chief, Geography Division. The data were tabulated under the supervision of C. F. Van Aken, Chief, Machine Tabulation Division.

November 1951.

GARY, IND.

CONTENTS

INTRODUCTION

	Page		Page
General.....	1	Definitions and explanations—Continued	
Related reports.....	1	Condition and plumbing facilities.....	2
Census tracts.....	1	Persons per room.....	2
Use of data.....	1	Color of occupants.....	2
Comparability with 1940 Housing Census data.....	1	Contract monthly rent.....	2
Definitions and explanations.....	1	Value of one-dwelling-unit structures.....	2
Dwelling unit.....	1	Number reporting.....	2
Occupancy and tenure.....	2	Block identification.....	2

TABLES

	Page
Table 1.—Characteristics of housing for the city: 1950.....	3
Table 2.—Characteristics of housing by census tracts: 1950.....	3
Table 3.—Characteristics of housing for census tracts, by blocks: 1950.....	4

Map of city, by blocks, appears following last page of tables.

BLOCK STATISTICS

INTRODUCTION

GENERAL

Volume V of the Reports on Housing consists of a separate report for each of the 209 cities which in 1940, or in a subsequent census prior to 1950, had a population of 50,000 or more. Each report presents for the city, by blocks, tabulations for a limited number of subjects obtained in the Census of Housing. The subjects in these reports are similar to those in the block statistics supplements to Volume I of the reports of the 1940 Census of Housing. The subjects in this report present the number of dwelling units classified by occupancy and tenure, condition and plumbing facilities, persons per room, color of occupants, average contract monthly rent of renter-occupied and selected vacant units, and the average value of one-dwelling-unit owner-occupied and selected vacant structures. In table 1, the statistics for these subjects are summarized for the city. Table 2 contains the statistics for census tracts. In table 3, the data are presented by blocks within census tracts. Maps identifying the location of each block and the census tract boundaries are a part of this report.

Related reports.—Related statistics for this city are contained in the Reports on Housing, Volume I, *General Characteristics*; and in the Reports on Population, Volume I, *Number of Inhabitants*, and Volume II, *Characteristics of the Population*.

The Reports on Housing for each State in Volume I present data on the characteristics of dwelling units for the State by residence (urban, rural nonfarm, and rural farm), for standard metropolitan areas, urbanized areas, counties, for urban places, places of 1,000 to 2,500 inhabitants, and rural-nonfarm and rural-farm dwelling units for each county. Each report includes the following subjects: occupancy, tenure, race of occupants, type of structure, year built, condition and plumbing facilities, water supply, toilet and bathing facilities, number of rooms, number of persons, persons per room, electric lighting, heating equipment, heating and cooking fuels, refrigeration equipment, kitchen sink, radio, television, and, for nonfarm units, the contract monthly rent, gross monthly rent, and value of one-dwelling-unit structures.

Volume I of the Reports on Population shows the 1950 population of each county and of each minor civil division within the county. It also contains figures for each incorporated place, for each unincorporated place with 1,000 or more inhabitants, and for incorporated places of 5,000 or more by wards. A special series of tables presents data for each urbanized area giving the incorporated places and portions of minor civil divisions within it.

Volume II of the 1950 Population Reports contains statistics on the general characteristics of the population. Chapter A of this volume repeats the figures on number of inhabitants as shown in Volume I; Chapter B presents demographic, economic, and social characteristics of the population; and Chapter C gives more detailed cross-classifications for States and large cities and standard metropolitan areas.

Census tracts.—Census tracts are small areas into which certain large cities have been subdivided for statistical and local administrative purposes. In most cases the tracts are permanently established, so that comparison may be made from census to census. The boundaries of tracts are established so as to include approximately equal numbers of inhabitants or equal areas; and each tract is designed to represent an area that is fairly

homogeneous in population characteristics. Although the tracted areas of some cities extend into the suburbs, the data shown in this report are restricted to the tracts within the corporate limits of the city.

Use of data.—The tabulation of housing characteristics for areas as small as city blocks provides descriptive material of considerable value for technical studies of housing in the city. The statistics will be useful in compiling totals for special types of areas that may be defined to meet the requirements of individual investigators. Users of the data should bear in mind that in practically all cases the data for a given block represent the work of only one enumerator. Consequently, housing characteristics for blocks are subject to a wider margin of error than is to be expected in the figures for tracts or wards which represent returns made by a number of enumerators. Misinterpretation of instructions by one enumerator may cause a significant bias in the statistics for a block even though it may have a negligible effect upon the figures for larger areas. For example, the enumeration of "condition" depended to a considerable extent upon the judgment of the individual enumerator. Also, failure to indicate the correct block number for a significant number of dwelling units may introduce errors into the block data.

Comparability with 1940 Housing Census data.—In the 1940 Census of Housing, reports entitled "Block Statistics" were issued as supplements to the first series of Housing bulletins. These supplements consisted of separate reports for each of the 191 cities which had 50,000 inhabitants or more in 1930.

In the 1950 reports, the block numbers used are different, in most cases, from those used in the 1940 reports. Therefore, to compare 1940 and 1950 data for a given block, it is necessary to locate the block on the maps to obtain the corresponding 1940 and 1950 block numbers.

The subjects in both the 1940 and 1950 reports are substantially similar. However, data on number of structures, year built, and mortgage status have been omitted from the 1950 report. Furthermore, in the 1940 reports average contract or estimated monthly rent was reported for all dwelling units while in 1950 average contract monthly rent is reported for some, and average value for other, dwelling units.

DEFINITIONS AND EXPLANATIONS

More detailed and complete definitions are presented in Volume I of the Housing Reports.

Dwelling unit.—In general, a dwelling unit is a group of rooms or a single room, occupied or intended for occupancy as separate living quarters, by a family or other group of persons living together or by a person living alone.

A group of rooms, occupied or intended for occupancy as separate living quarters, is a dwelling unit if it has separate cooking equipment or a separate entrance. A single room, occupied or intended for occupancy as separate living quarters, is a dwelling unit if it has separate cooking equipment or if it constitutes the only living quarters in the structure. Also, each apartment in a regular apartment house is a dwelling unit even though it may not have separate cooking equipment. Excluded from the dwelling unit count are large rooming houses, institutions, dormitories, and transient hotels and tourists courts.

In the 1940 Census, a dwelling unit was defined as the living quarters occupied or intended for occupancy by one household.

A household consisted of a family or other group of persons living together with common housekeeping arrangements, or a person living entirely alone. However, the enumerator was not explicitly instructed to define rooms as dwelling units on the basis of cooking equipment or separate entrance.

The number of dwelling units in the 1950 Census may be regarded as comparable with the number of dwelling units in the 1940 Census. Some living quarters may have been classified as separate dwelling units in the one census and not in the other. Further, in the 1950 Census, living quarters with five or more lodgers were not tabulated as dwelling units; generally, such quarters were included in the 1940 dwelling unit count. However, the net effect of these changes is probably small.

Occupancy and tenure.—Dwelling units are classified by occupancy and tenure into four groups: owner-occupied; renter-occupied; vacant nonseasonal not dilapidated, for rent or sale; and other vacant and nonresident. A dwelling unit is classified as owner-occupied if it was owned wholly or in part by the head of the household or by some related member of his family living in the dwelling unit. All other occupied units are classified as renter-occupied whether or not cash rent was actually paid for living quarters. Rent-free units and living accommodations received in payment for services performed are thus included with the renter-occupied units.

A dwelling unit is considered vacant if no persons are living in it at the time of enumeration. New units not yet occupied were enumerated as vacant dwelling units if construction had proceeded to the extent that all the exterior windows and doors were installed and final usable floors were in place. The classification "Vacant nonseasonal not dilapidated, for rent or sale" is descriptive of the vacant dwelling units reported in this classification. "Other vacant and nonresident" units include all dilapidated and seasonal vacant units as well as the not dilapidated units which were not for rent or sale.

Because of changes in enumeration procedures, the counts of total vacant units in 1940 and 1950 are not strictly comparable. In 1940, vacant units were enumerated if they were habitable; units uninhabitable and beyond repair were excluded from the enumeration. In 1950, units were included regardless of condition if they were intended for occupancy as living quarters. Therefore, no comparison should be made between the data on "vacant nonseasonal not dilapidated, for rent or sale" units from the 1950 Census and data in the 1940 Census reports.

In both censuses, dwelling units occupied entirely by non-residents were included with vacant units not for rent or sale. Trailers, tents, houseboats, and railroad cars which were vacant were excluded from the dwelling unit inventory in both 1950 and 1940.

Condition and plumbing facilities.—Data on condition of a dwelling unit are shown in combination with data for selected plumbing facilities and are, therefore, limited to units for which both condition and plumbing facilities are reported. Plumbing facilities include water supply, toilet facilities, and bathing facilities.

The category "with private bath" includes those dwelling units reported with both a flush toilet and a bathtub or shower inside the structure for the exclusive use of the occupants of the unit. The category "no private bath" includes those dwelling units not having private flush toilet or not having private bathing facilities. The "no running water" category includes units with only piped running water outside the structure or with only other sources such as a hand pump.

A dwelling unit is "dilapidated" when it is run-down or neglected, or is of inadequate original construction, so that it does not provide adequate shelter or protection against the elements or it endangers the safety of the occupants.

Persons per room.—The number of persons per room has been computed for each occupied dwelling unit by dividing the number

of persons in the dwelling unit by the number of rooms in the dwelling unit. All persons enumerated in the Population Census as members of the household (including lodgers, servants, and other nonrelated persons) are counted in determining the number of persons that occupy the dwelling unit. The number of rooms in the dwelling unit includes all rooms available for living quarters throughout the year. Not counted as rooms are bathrooms, closets, pantries, halls, screened porches, and unfinished rooms in the basement and attic.

Color of occupants.—Occupied dwelling units are classified by color of head of household according to the definition used in the 1950 Census of Population. The group designated as "non-white" consists of Negroes, Indians, Japanese, Chinese, and other nonwhite races. Persons who are not definitely Indian or of other nonwhite race are classified as white.

Contract monthly rent.—Contract monthly rent is the rent, at the time of enumeration, contracted for by the renter regardless of whether it includes furniture, heating fuel, electricity, cooking fuel, water, or personal services.

Monthly rent for vacant dwelling units is the amount asked for the dwelling unit at the time of enumeration. The average monthly rent relates to renter-occupied dwelling units and vacant nonseasonal not dilapidated units for rent. Dwelling units which are occupied "rent-free" are not included with the units reporting rent.

Value of one-dwelling-unit structures.—Average value is shown for owner-occupied dwelling units and vacant nonseasonal not dilapidated units which are for sale only. Value is shown only if the unit is in a one-dwelling-unit structure without business and if it is the only dwelling unit included in the property. The value represents the amount for which the owner estimates that the property, including such land as belongs with it, would sell under ordinary conditions and not at a forced sale. For vacant units, value is the sale price asked by the owner.

Number reporting.—Occupancy and tenure are reported for all dwelling units, and color of occupants is reported for all occupied units. The corresponding distributions for these subjects in table 1 are based on all dwelling units and on occupied units, respectively. For all other subjects, the distributions are based on the units for which the specific characteristics are reported, that is, the "Number reporting."

The number of dwelling units for which the enumerator obtained no report on a particular item is shown for the city totals only; however, the number "not reported" can easily be derived for each area in tables 2 and 3 by subtracting the number reporting from the total number of dwelling units (or total occupied).

Block identification.—A map or series of maps is included in this report showing block numbers for each block, number and letter designations for tracts, and the names of principal streets.

Blocks are identified by serial numbers, a separate series of numbers being used for each tract. Thus, the location of each block for which data are presented in table 3 may be determined by referring to the tract and block number shown on the map. Similarly, data for a specific block may be located in the table by reference to the map for identification numbers of the tract and block.

If no dwelling units are reported for a block, the block number is not listed in table 3, although it is shown on the map. Dwelling units for which the block number was not reported are indicated in the table by the symbol "NR." Detailed data are not shown for such dwelling units, nor for blocks containing fewer than three dwelling units. Average monthly rent is not shown when the monthly rent was reported for fewer than three dwelling units. Average value is not shown when the value of one-dwelling-unit properties was reported for fewer than three dwelling units. All dwelling units are included, however, in the statistics for the city and for each tract.

Table 1.—CHARACTERISTICS OF HOUSING FOR THE CITY: 1950

Subject	Number	Percent	Subject	Number	Percent
OCCUPANCY AND TENURE			PERSONS PER ROOM		
All dwelling units.....	38,283	100.0	Occupied dwelling units.....	37,323	...
Owner occupied.....	19,696	51.4	Number reporting.....	36,731	100.0
Renter occupied.....	17,627	46.0	1.50 or less.....	34,782	94.7
Vacant nonsensational not dilapidated, for rent or sale.....	559	1.5	1.51 or more.....	1,949	5.3
Other vacant and nonresident.....	401	1.0	Not reported.....	592	...
CONDITION AND PLUMBING FACILITIES			CONTRACT MONTHLY RENT		
All dwelling units.....	38,283	...	Renter-occupied, and vacant nonsensational not dilapidated units, for rent—Number reporting.....	16,826	...
Number reporting.....	37,173	100.0	Total contract monthly rent..... dollars..	678,529	...
With private bath, not dilapidated.....	29,717	79.9	Average monthly rent..... dollars..	40.33	...
No private bath, with running water, not dilapidated.....	4,400	11.8	VALUE OF ONE-DWELLING-UNIT STRUCTURES		
No running water or dilapidated.....	3,056	8.2	Owner-occupied, ¹ and vacant nonsensational not dilapidated units, for sale only—Number reporting.....	14,237	...
Condition or plumbing facilities not reported.....	1,110	...	Total value or sale price..... dollars..	129,096,700	...
No private bath or dilapidated.....	7,456	20.1	Average value..... dollars..	9,068	...
COLOR OF OCCUPANTS					
Occupied dwelling units.....	37,323	100.0			
White.....	27,482	73.6			
Nonwhite.....	9,841	26.4			

¹Restricted to 1-dwelling-unit properties.

Table 2.—CHARACTERISTICS OF HOUSING BY CENSUS TRACTS: 1950

Census tract	All dwelling units by occupancy and tenure					All dwelling units by condition and plumbing facilities			Occupied dwelling units			Contract monthly rent ¹		Value ² of one-dwelling-unit structures		
	Total	Owner occupied	Renter occupied	Vacant non-sensational not dilap. for rent or sale	Other vacant and non-resident	Number reporting	No private bath or dilap.	No running water or dilap.	Total	Persons per room	Occupied by non-white	Number reporting	Average monthly rent (dollars)	Number reporting	Average value (dollars)	
TOTAL	38283	19696	17627	559	401	37173	7456	3056	37323	36731	1949	9841	16826	40.33	14237	9,068
GA-1	1427	907	462	20	38	1390	321	87	1369	1337	58	4	444	37.49	558	8,577
GA-2	623	362	156	16	89	612	27	22	518	509	10	1	154	74.32	291	14,124
GA-3	1178	577	579	15	7	1129	188	5	1156	1129	24	2	495	46.35	325	8,350
GA-4	1548	1052	482	6	8	1524	3	3	1534	1507	6	6	451	61.94	986	14,079
GA-5	744	486	230	25	3	735	7	3	716	713	4	4	223	56.55	363	11,012
GA-6	2594	1902	635	42	15	2556	342	174	2537	2510	120	43	600	31.31	1681	7,380
GA-7	1393	671	709	2	11	1360	28	4	1380	1360	35	1	676	51.14	541	13,196
GA-8	1404	477	906	6	15	1332	218	33	1383	1349	38	1	857	49.41	265	10,057
GA-9	1135	192	908	27	8	1105	231	3	1100	1093	67	4	884	50.00	88	9,389
GA-10	1117	210	886	13	8	1090	196	3	1096	1078	48	4	861	51.67	63	9,547
GA-11	1603	968	566	63	6	1584	81	4	1534	1487	23	1	547	47.22	739	9,248
GA-12	933	312	599	18	4	929	168	18	911	900	23	1	589	47.84	154	8,769
GA-13	235	201	20	13	1	230	8	1	221	219	2	1	19	39.68	194	9,215
GA-14	2357	936	1249	154	18	2297	847	292	2185	2160	262	1759	1332	34.48	494	7,119
GA-15	321	146	168	1	6	312	8	8	314	307	4	1	164	43.43	77	10,888
GA-16	1891	254	1616	5	16	1830	1067	546	1870	1838	239	1229	1543	29.34	34	5,311
GA-17	1250	540	694	11	5	1221	50	9	1234	1219	33	32	657	40.49	265	8,521
GA-18	1112	618	479	10	5	1076	127	63	1097	1088	37	1	448	39.07	415	7,176
GA-19	1476	951	500	14	11	1457	179	79	1451	1444	70	165	465	37.69	726	7,475
GA-20	806	359	428	7	12	731	326	230	787	774	94	649	404	29.99	191	5,512
GA-21	1402	260	1133	7	2	1318	755	374	1393	1349	149	1167	1070	30.04	53	6,203
GA-22	1468	750	678	13	27	1393	505	183	1428	1383	144	1391	644	32.14	423	6,842
GA-23	3511	1468	1990	18	35	3352	1388	774	3458	3391	344	3388	1881	30.61	862	6,196
GA-24	1294	936	346	8	4	1264	98	20	1282	1258	32	1	324	42.89	757	7,171
GA-25	1944	1397	525	13	9	1895	84	34	1922	1908	27	1	480	47.92	1204	9,872
GA-26	1749	1381	331	10	27	1715	154	89	1712	1697	34	1	293	42.14	1260	8,482
GA-27	1768	1383	352	22	11	1736	50	6	1735	1724	22	2	321	50.44	1228	10,702

¹For renter-occupied dwelling units and vacant nonsensational not dilapidated units, for rent.

²For owner-occupied dwelling units and vacant nonsensational not dilapidated units, for sale only.

Table 3.—CHARACTERISTICS OF HOUSING FOR CENSUS TRACTS, BY BLOCKS: 1950—Con.

Census tract	Block	All dwelling units by occupancy and tenure					All dwelling units by condition and plumbing facilities			Occupied dwelling units			Contract monthly rent ¹		Value ² of one-dwelling-unit structures		
		Total	Owner occupied	Renter occupied	Vacant non-seasonal not dilap., for rent or sale	Other vacant and non-resident	Number reporting	No private bath or dilap.	No running water or dilap.	Total	Persons per room		Occupied by non-white	Number reporting	Average monthly rent (dollars)	Number reporting	Average value (dollars)
											Number reporting	1.51 or more					
GA-1	156	2															
	157	1															
	159	3	2	1		3			3	2			1		2		
GA-2	1	30	9	3		18	30	2	1	18	12	1	3	72.00	5	23,000	
	2	6	3	1		2	6			4	4		1				
	3	7	4	1	1	1	1			5	5		2				
	4	3	2				3			2	2						
	5	11	5	2		4	11	1	1	7	7	1	2			8,200	
	6	9	4	3		2	9	1		7	7		3	55.00	3	12,166	
	7	3	1		1	1	3			1	1						
	8	7	6	1		1	7			7	7		1			16,100	
	9	10	6	4		1	10	1		10	10		4	40.00	4	7,666	
	10	11	6	4		1	11			10	10	1	4	55.75	3	21,000	
	11	17	13	3		1	17			16	16		3	66.66	9	15,944	
	12	9	4	5			9			9	9		4	56.25	4	18,625	
	13	9	4	5			9	1	1	7	7		1			20,000	
	14	2	1	1			2	2		2	2		4	72.50	1	13,666	
	15	9	5	4			9	1	1	9	9		4			17,222	
	16	1			1		1			1	1		5	59.40	1	13,625	
	17	3	3				3	4		4	4		1			11,833	
	18	1					1	5		5	5		3	61.66	3		
	19	8	4	4			8	1	1	7	7		3	66.66	1	16,666	
	20	3	3		1		3	1		6	6		3	66.66	3		
	21	2	5	6		1	2	3	2	2	1		5	63.00	4	25,125	
	22	5	4	1			5			5	5		1		4	13,750	
	23	2					2										
	24	2					2										
	25	5	5	3			8	1	1	8	8		3	45.00	4	10,750	
	26	1					1	1	1	1	1		5	71.00	5	11,800	
	27	4	4	3			8	1		7	7		2			12,000	
	28	1					1			1	1		4	40.00	5	9,800	
	29	4	4	1			8			4	4		10	40.00			
	30	1					1	1	1	1	1		3	55.10	1	11,750	
	31	1					1	1	2	2	1		3	51.00	6	18,750	
	32	7	6	1			7			7	7		1		6	11,383	
	33	1					1			1	1		1		4	10,375	
	34	4	5				9	2		10	12		5	62.00	4	12,000	
	35	4	3	1			7			4	4		1		2		
	37	2					2			2	2						
	39	1					1	7		6	6		6	111.50			
40	1					1	9		1	1		7	98.37	1			
41	1					1	8		4	4			106.00	2			
42	1					1	4		1	1				1			
43	1					1	2	1	1	1		1		2			
44	1					1	3		2	2				1			
45	8	8	2			8			6	6		1		1			
46	4	4	2			6			4	4		2		2			
47	9	9	3			9	1	1	9	9		2		2	10,583		
48	7	7	1			8			5	5		1		2			
49	7	7	1			8			5	5		1		2	15,666		
50	3	3				3			2	2				2			
51	2					2			2	2				2			
52	10	10				10			9	9		2		9	11,811		
53	5	3	2			5			5	5				3	8,333		
54	2					2											
56	26	25	1			26			25	25		1		24	11,537		
58	3					3			3	3				1			
59	6	6	1			6			6	6		1		3	8,500		
61	5	5				5			4	4				5	8,300		
62	5	5				5			5	5				4	17,250		
63	2					2			2	2							
64	12	7	5			12			12	12		4	41.25	6	21,166		
65	10	7	3			10	5	5	10	10		2		7	12,714		
66	1					1			3	3				2			
68	4	2	1			4			3	3		1					
69	1					1											
70	1					1											
72	1					1			10	6		1		9	20,388		
73	6	5	1			6			5	5				4	17,750		
79	2					2											
80	1					1			16	16		4	87.50	12	14,791		
81	16	12	4			16			5	4				4	13,750		
82	5	3	2			5			10	10		4	68.00	7	15,357		
83	12	7	5			12			3	3				3	16,833		
84	3					3											
85	1					1											
86	1					1			4	4		1		3	21,333		
88	4	3	1			4			5	5				5	11,360		
89	6					6											
92	1					1											
93	2					2											
GA-3	2	1															
	4	15	15						15	15		1			15	9,300	
	5	15	15						15	15		1			15	8,413	

¹For renter - occupied dwelling units and vacant nonseasonal not dilapidated units, for rent.
²For owner - occupied dwelling units and vacant nonseasonal not dilapidated units, for sale only.

HOUSING-BLOCK-STATISTICS

Table 3.-CHARACTERISTICS OF HOUSING FOR CENSUS TRACTS, BY BLOCKS: 1950-Con.

Census tract	Block	All dwelling units by occupancy and tenure					All dwelling units by condition and plumbing facilities			Occupied dwelling units			Contract monthly rent ¹		Value ² of one-dwelling-unit structures		
		Total	Owner occupied	Renter occupied	Vacant non-seasonal not dilap., for rent or sale	Other vacant and non-resident	Number reporting	No private bath or dilap.	No running water or dilap.	Total	Persons per room		Number reporting	Average monthly rent (dollars)	Number reporting	Average value (dollars)	
											Number reporting	1.51 or more					Occupied by non-white
GA-3	6	18	16	2					18	18					10	7900	
	7	23	20	2	1				22	22	1				16	7706	
	8	33	18	14	1				32	32	2				12	7216	
	9	57	28	29					57	50			13	72.61	10	7140	
	10	90	32	57	1				89	81			16	42.31	4	9275	
	11	83	29	54					80	81	1		20	47.15	8	6000	
	12	17	10	4	3				10	11	2		30	59.10	6	6700	
	13	1							1								
	14	1							1								
	15	17	18	29	1				92	53		5	75	45.78	5	9000	
	16	9	18	29	1				48	12		1	29	43.58	9	8588	
	17																
	18	120	38	82					116	45			80	42.26	19	8289	
	19	96	46	49		1			96	15	2		49	44.10	25	6916	
	20																
	21	75	30	44	1				72	13		1	43	45.18	7	9071	
	22	50	35	13		2			47	1			11	41.90	23	8326	
	23	51	36	15					49	6			12	40.41	28	6278	
	24	55	30	20	4	1			52	3			22	39.31	16	7075	
	25	58	30	28					56	3	1		27	46.37	23	9173	
	26	55	32	22		1			51	6			21	46.76	20	8110	
	27	50	30	20					50	4	1		20	47.60	17	9794	
	28	37	21	13	1	2			35				14	55.21	14	12250	
	29	36	29	7					36	36			7	48.42	22	11409	
	GA-4	2	2													5	9100
		3	5	5					5	5						9	10411
		4	10	9	1				10	10			1			27	10429
		5	27	27					27	27						26	10730
		6	28	27	1				28	28			1			26	10557
7		27	27					27	27						26	11076	
8		26	26					25	26						24	11229	
9		25	24			1		25	24						24	11229	
10		14	14					13	13						13	11353	
11		13	13					13	13						12	11958	
12		1															
13		7	7					7	7							7	10500
14		34	27	7				34	34			2	7	45.00	23	11430	
15		26	26					26	26						26	12326	
16		26	25	1				26	26				1		25	12080	
17		26	25	1				26	26				1		22	12795	
18		32	28	4				31	32				1		25	12360	
19		29	25	3				28	28				2		25	12236	
20		27	26	1		1		27	27				1		25	12260	
21		27	27					27	27						27	11629	
22		29	27	2				29	29			2			26	11387	
23		23	21	2		2		23	21						21	14095	
24		28	22	6				27	28				5	69.40	21	14690	
25		43	21	22				43	43				21	73.80	21	13409	
26		53	25	28				52	53				28	60.14	20	15250	
27		13	12	1				13	13				1		12	15250	
28		12	10	2		1		11	12			1	70	53.17	19	15444	
29		13	12	1				13	13				1		12	15475	
30		13	12	1				13	13				1		12	15490	
31		154	139	15		2		152	152		149	2	130	65.13	11	15571	
32		19	12	7				19	19				7	68.85	8	13312	
33		60	25	35		1		57	58				32	62.43	21	11395	
34		91	33	58				90	90				55	58.87			
35		91	68	23				89	87		2		64	62.48			
36		27	26	1		1		27	27				1		14	14357	
37		28	28					28	28						26	20346	
38		28	28					28	28						27	22796	
39		26	24	2				26	26				2		23	19826	
40		26	26					26	26						26	17864	
41		25	23	2				25	24				1		22	16090	
42		9	9					9	9						9	16777	
43		16	15	1				16	14						14	16642	
44	20	19	1				20	20						18	16777		
45	15	13	2				15	14						12	23250		
46	21	19	2				21	17						17	21588		
47	19	16	2				17	17						15	13866		
48	22	22					22	22						21	15119		
49	16	13	2		1		16	15		1		2		12	15208		
50	19	19					19	19						19	15236		
51	24	20	4				23	24				4	49.50	19	15184		
52	24	23	1				24	24				1		23	15260		
53	22	22					22	22						21	17428		
54	11	10			1		11	10						10	16400		
55	2																
56	20	18	2				20	20				2		17	10088		
57	7	7					7	7			1	2		7	11214		
58	9	9					9	9						8	11062		
59	5	5					5	5						5	10800		
60	9	6	3				9	6						6	12083		
61	9	8	1				9	9				1		7	9285		
62	14	9	5				13	14				3	69.66	8	11387		
63	14	13	1				14	14				1		13	10884		

¹For renter-occupied dwelling units and vacant nonseasonal not dilapidated units, for rent.
²For owner-occupied dwelling units and vacant nonseasonal not dilapidated units, for sale only.

Table 3.—CHARACTERISTICS OF HOUSING FOR CENSUS TRACTS, BY BLOCKS: 1950—Con.

Census tract	Block	All dwelling units by occupancy and tenure					All dwelling units by condition and plumbing facilities			Occupied dwelling units			Contract monthly rent ¹		Value ² of one-dwelling-unit structures	
		Total	Owner occupied	Renter occupied	Vacant non-seasonal not dilap., for rent or sale	Other vacant and non-resident	Number reporting	No private bath or dilap.	No running water or dilap.	Total	Persons per room		Number reporting	Average monthly rent (dollars)	Number reporting	Average value (dollars)
											Number reporting	1.51 or more				
CA-5	2	15	15						15	15					8	10.025
	3	16	10	6					16	16			6	46.83	4	9.375
	4	11	7	3	1				10	10			3	36.33	4	9.700
	5	8	6	2					8	8			2		7	9.642
	6	14	7	3	4				10	10			8	81.66	18	10.294
	7	21	18	2		1			20	20			12	32.91	16	9.750
	8	38	26	12					38	38	1		18	40.83	13	9.307
	9	39	21	18					39	39			18	40.00	16	8.500
	10	31	23	8					30	30			16	40.00	16	8.500
	11	34	30	4					33	33	1		4	38.25	24	10.566
	13	13	12		1				12	12					11	10.272
	14	55	32	23					55	55			19	42.15	8	10.562
	15	45	14	29	1	1			44	43			26	39.26	4	8.000
	16	20	20						20	20					19	12.421
	17	23	23						23	23					23	12.304
	18	37	30	2	5				37	32			2		30	11.183
	19	18	18						17	18					18	9.755
	20	16	16						15	15					15	10.733
	21	50	13	36	1			3	50	49			36	41.66	1	
	22	17	10	7					17	17			7	38.57	3	11.000
	23	34	16	18					34	34			18	45.72	11	11.409
	24	34	24	10					34	34			10	107.00	19	13.278
	25	31	23	8					29	31	1		8	110.62	17	13.411
	26	12	12						12	12					12	12.083
	28	16	14	2					16	16					14	8.821
	29	40	1	36	3	1			40	37			39	91.23	22	12.013
	30	25	23			1			25	23	2		1		22	12.272
	31	28	19	1	8				28	20					22	12.272
	33	1							1							
	36	2							2							
	CA-6	3	1						8	7			2		4	5.200
		6	8	5	2		1		8	7			4		8	5.025
		7	14	10	4				12	13	1		4	39.25	6	5.025
		8	8	6	2				8	8			2		6	4.950
		9	1													
		10	1													
11		16	16					16	16						16	8.406
12		15	15					15	15						14	7.528
13		4	4					4	4						4	8.750
14		5	5					5	5		1				5	9.800
16		3	2	1				3	3				1		1	5.750
17		4	4					4	4	1					4	4.500
18		6	5	1		1		6	4						4	3.825
19		4	4					4	4						4	3.000
20		1	7					7	7			2			4	4.750
21		7	7					7	7			1			7	3.000
22		4	4					4	4						4	4.750
23		1	1					1	1						3	4.600
24		3	3					3	3				1		2	
25		3	2	1				3	3				1		3	4.600
26		4	4					4	4						4	3.750
27		5	5					5	5						5	5.460
28		12	9	3				12	8				3	45.00	7	3.671
30		1						1	1						4	4.375
32		4	4					4	4						4	4.070
34		74	42	31		1		73	57	43			31	29.19	30	
39		2						2							6	4.433
40		1						7	1	1			1	45.00	5	7.980
43		7	6	1				10	7	9			1		12	7.900
44		10	6	3		1		14	10	13					3	6.000
45		14	13			1		14	11	11			2		6	4.833
46		4	4					4	4	4					7	3.471
47		9	7	2				9	8	9					1	4.427
48		2						2	2	2			1		3	4.427
53		10	9	1				10	12	12			1		11	4.427
62		12	11	1				12	12	12					11	4.427
67		3	3					3	3	3					3	6.433
68		5	4	1				5	5	5					4	5.150
69		14	3			11		14	3	3					3	6.500
70		22	20	2				22	1	22			2		19	6.500
71		17	15	2				17	3	2					14	8.171
73		1						9		9					5	10.400
74		9	7	2				15	15	15					15	8.886
75		15	15					22	19	19					11	8.016
76	22	19	2		3		17	16	16			2		13	7.592	
77	17	14	3		1		21	21	21			2		13	7.592	
78	21	18	3				21	21	21			2		16	6.912	
79	21	20	1				21	21	21			1		18	8.694	
80	16	12	4				16	16	16			4	44.00	10	7.650	
84	29	29					29	23	29					1		
85	8	8					8	7	8					8	5.750	
86	19	16	3				19	19	16			3	29.00	13	6.453	
87	18	14					18	16	16					12	7.208	
88	17	11	4				17	14	14					8	7.437	
89	20	16	4				20	18	18			3	45.00	15	8.053	

¹For renter - occupied dwelling units and vacant nonseasonal not dilapidated units, for rent.
²For owner - occupied dwelling units and vacant nonseasonal not dilapidated units, for sale only.

HOUSING—BLOCK STATISTICS

Table 3.—CHARACTERISTICS OF HOUSING FOR CENSUS TRACTS, BY BLOCKS: 1950—Con.

Census tract	Block	All dwelling units by occupancy and tenure				All dwelling units by condition and plumbing facilities			Occupied dwelling units			Contract monthly rent ¹		Value ² of one-dwelling-unit structures			
		Total	Owner occupied	Renter occupied	Vacant non-seasonal not dilap., for rent or sale	Other vacant and non-resident	Number reporting	No private bath or dilap.	No running water or dilap.	Total	Persons per room		Number reporting	Average monthly rent (dollars)	Number reporting	Average value (dollars)	
											Number reporting	1.51 or more					Occupied by non-white
GA - 6	90	14		9		4		1	14					3		8	8,587
	91	12		10		11		1	11					2		7	6,685
	92	11		5		6			11					3		5	9,100
	93	29		26		3			29					3		22	9,659
	94	13		12				1	11							12	9,916
	95	18		18					18							15	7,633
	96	2															
	97	3		2		1			3					1		1	
	99	1															
	101	1															
	102	3		3					3							2	
	108	4		3		1			4		2			1		3	5,333
	111	1															
	112	1															
	114	1															
	115	1															
	118	1															
	120	2															
	121	2															
	122	2															
	123	22		18		4			22		1			4		16	8,050
	124	17		15		2			17					2		14	9,000
	125	29		27		2			29					2		26	7,580
	126	29		22		7			29					6		17	9,000
	127	27		19		8			27		7			7		15	8,073
	128	17		12		5			16		1			4		12	9,041
	129	20		17		2			20		1			2		16	6,743
	130	16		11		4		1	16		1			5		10	8,550
	132	6		6					6							6	7,400
	133	10		10					10							10	8,900
	134	16		15		1			16		1			1		15	9,613
	135	21		15		6			21		1			6		12	8,600
	136	17		15		2		1	17					2		14	8,678
	137	20		18		2			20					2		16	8,800
	138	17		14		3		1	17					1		13	8,338
	139	20		16		4			20					4		15	7,300
	140	1															
	142	6		4		2			6		2			2		3	6,000
	143	5		4		1			5		3			1		3	4,166
	147	3		3					2							2	
	148	1															
	149	1															
	151	1															
	153	8		6		2			8		4			2		6	5,283
	171	23		19		4		1	23		2			2		17	9,447
	172	23		19		4			23					1		21	9,723
	173	35		31		4			35					4		29	9,586
	175	33		19		12		2	33		1					20	9,935
	176	3		3					3							3	10,166
	177	6		5		1		1	6					1		4	4,700
	178	8		6		2			8					2		5	8,600
	179	20		15		3			20					3		14	6,857
	180	1															
	181	1															
	183	9		6		2		1	9		3			2		3	5,500
	184	2		2													
	185	2		2													
	186	3		3					3		1					3	5,500
	190	6		6					6		2					6	5,300
	191	14		9		4		1	14					4		7	5,785
	192	8		6		2			8					2		5	6,200
	193	9		8		1			9		2			1		8	5,187
	194	6		3		3			5		3			3		2	
	195	10		8		2			10		2			2		7	5,428
	196	2															
	197	1															
	201	3		3					1								
	203	4		2		2			4		1					2	
	204	1															
	205	3		3					3							3	5,666
	208	8		8					8							8	6,250
	209	10		9		1			9		1					10	5,050
	210	1															
	211	2															
	212	11		11					11							11	6,954
	213	7		7					7		1					6	4,750
	214	13		11		2			12		4			2		10	4,900
	215	16		12		4			15		5			3		11	5,136
	216	5		5					5		4			5			
	218	2															
	219	5		3		1			3		1			1		2	
	220	1															
	221	1															
	222	19		18		1			19		2			1		15	9,480
	223	17		15		2			17		1			1		12	7,816
	224	13		9		3			13		3			3		8	6,568
	225	12		12					12							12	8,233

¹For renter - occupied dwelling units and vacant nonseasonal not dilapidated units, for rent.
²For owner - occupied dwelling units and vacant nonseasonal not dilapidated units, for sale only.

Table 3.—CHARACTERISTICS OF HOUSING FOR CENSUS TRACTS, BY BLOCKS: 1950—Con.

Census tract	Block	All dwelling units by occupancy and tenure					All dwelling units by condition and plumbing facilities			Occupied dwelling units			Contract monthly rent ¹		Value ² of one-dwelling-unit structures		
		Total	Owner occupied	Renter occupied	Vacant non-seasonal not dilap., for rent or sale	Other vacant and non-resident	Number reporting	No private bath or dilap.	No running water or dilap.	Total	Persons per room		Occupied by non-white	Number reporting	Average monthly rent (dollars)	Number reporting	Average value (dollars)
											Number reporting	1.51 or more					
GA-6	226	18	17	1		18	1	1	18	18			1		17	7,529	
	227	21	19	2		20	1	1	21	21			1		19	7,231	
	228	7	6	1		6			7	7	1		1		6	6,833	
	229	3	3			3			3	2					2		
	230	2								2	2				2		
	231	3	2			3	1	1	2	2							
	232	19	2	16	1	1	15			18	14		1	13	2,209	5,333	
	233	59	5	59			58			59	59		4	55	2,511	5,333	
	234	61	5	56			60			61	60		2	55	2,511	6,666	
	235	60		59		1	60			59	59			56	2,651	7	
	236	38		36	2		38			36	36	1		36	2,416	6	
	237	39		39			39			39	39	1		39	2,558	2	
	238	46		46			46			46	46	1		46	2,499	7	
	239	1															
	240	13	10	3			13			13	13			2	2	9	6,044
	241	16	13	2	1		15			15	15				11	5,636	
	243	20	20				20			20	20				19	10,305	
	244	20	20				20			20	20				20	11,200	
	245	24	23	1			22			24	22				20	10,900	
	246	21	19	1		1	21			20	20			1	18	11,277	
	247	20	19	1			20			20	20				19	11,489	
	248	16	16				16			16	16				16	11,343	
	249	18	18				18			18	18				18	11,833	
	250	4	3	1			3	1	1	4	4			1	2		
	251	3	3	1			3	2		3	3			1	2		
	254	1										1			9	4,722	
	255	9	9				9			9	9				6	5,333	
	256	6	6				6	1		6	6			2	4	5,625	
	257	6	4	2			6	1		6	6				4	7,000	
	258	5	5				5	1	1	5	5	1			4		
	261	13	13				13			13	13				13	7,576	
	262	2	2				2			2	2						
	269	1	1				1			1	1						
	281	1	1				1			1	1						
	283	4	4				4	2		4	4	2			3	3,000	
	284	14	14				14			14	14	1			14	6,835	
	287	15	14	1			15	1	1	15	15			1	13	5,969	
	288	19	16	2		1	19	3	1	18	18	1		2	15	5,473	
	289	14	14				13			14	14	1		2	14	5,700	
	291	17	15	2			17	4	4	17	17	2		2	14	4,928	
	292	5	4	1			5	1	4	5	5				4	5,075	
	293	11	8	3			10	5	4	11	11	1		3	7	5,214	
	294	8	6	2			8	3	1	8	8			2	4	5,000	
	295	11	10	1			11			11	11	1		1	9	9,577	
	296	3	3				3			3	3				2		
	297	2	2				2			2	2						
	300	1	1				1			1	1						
	301	13	11	1	1		13			12	12			1	12	9,583	
	302	23	22	1			23			23	23			1	20	9,755	
	303	22	22				22			22	22	1			21	10,009	
304	24	23	1			24			24	24			1	22	8,250		
305	32	27	5			32			32	30				21	5,066		
306	16	14	2			16	3		16	16			2	12	5,958		
307	20	17	3			20			20	20				15	6,000		
308	14	11	3			14	1	2	14	14			3	7	5,357		
309	9	6	3			8	2		9	9			2	4	6,000		
310	8	7	1			8			8	8				6	7,583		
311	11	9	2			11	1		11	11	2		2	8	5,625		
312	5	4	1			5			5	5			1	4	5,710		
313	2	2				2			2	2				2			
314	4	3	1			3			4	3			1	3	6,666		
315	3	3				3			3	3				4	7,500		
316	4	4				4			4	4				2			
318	5	3	2			5	1		5	5			2				
319	2	2				2			2	2							
320	3	3				3			3	3				3	14,333		
321	9	9				9			9	9				9	11,000		
322	10	10				10			10	10				9	8,222		
324	18	8	10			18	8	2	18	18			9	4	4,575		
325	19	10	9			19	5	5	19	18	3		7	4	4,488		
328	4	4				4			4	4	2			4	4,000		
331	1	1				1			1	1							
338	1	1				1			1	1							
359	1	1				1			1	1							
363	1	1				1			1	1							
365	1	1				1			1	1							
366	1	1				1			1	1							
368	11	7	4			11	10	4	11	11	3		4	6	4,500		
369	10	10				10	3		10	10				10	5,400		
370	8	8				8			8	8				7	6,428		
371	2	2				2			2	2							
372	1	1				1			1	1							
373	2	2				2			2	2							
375	16	10	6			16	9		16	16	1		6	7	4,857		
376	4	4				4	2		4	4				4	4,125		
377	2	2				2			2	2							

¹For renter-occupied dwelling units and vacant nonseasonal not dilapidated units, for rent.
²For owner-occupied dwelling units and vacant nonseasonal not dilapidated units, for sale only.

HOUSING—BLOCK STATISTICS

Table 3.—CHARACTERISTICS OF HOUSING FOR CENSUS TRACTS, BY BLOCKS: 1950—Con.

Census tract	Block	All dwelling units by occupancy and tenure					All dwelling units by condition and plumbing facilities			Occupied dwelling units			Contract monthly rent ¹		Value ² of one-dwelling-unit structures		
		Total	Owner occupied	Renter occupied	Vacant non-seasonal not dilap., for rent or sale	Other vacant and non-resident	Number reporting	No private bath or dilap.	No running water or dilap.	Total	Persons per room		Occupied by non-white	Number reporting	Average monthly rent (dollars)	Number reporting	Average value (dollars)
											Number reporting	1.51 or more					
GA-6	378	5	4	1		5			5	5			1			3	5,656
	381																
	390																
	392	25	24	1			25	2	25	25	1	1	1			22	5,863
	393	21	21	1			22	16	11	22	22	2	1			18	3,200
	394																
	407	8					8			8	8					8	6,000
	409	12	12				12			12	12	1				12	5,750
	410																
	411																
	416	1								3	3	2	2	1		2	
	417	1								3	3	2	2	1		2	
	426	1								5	5	2	2	1		3	4,166
	429	3	2	1			3	3	2	3	3	1	2	1		2	
	430	3	1	2			3	2	2	3	3	1	1	2		2	
	433	5	5	1			5	2	2	6	6	1	1	2		3	
	434	2	2	1			3	2	2	3	3	1	3	1		2	
	435	3	3	1			3	2	2	3	3	1	3	1		2	
	438	13	11	2			13	4	4	13	13	2	12	2		11	3,727
	444																
447	3	2	1			3	2	2	3	3	2	3	1		2		
450	1																
451	8	5	3			8	3	2	8	8	8	3	3	38.33	3	3,666	
454	1																
455	2																
GA-7	1	84	31	53		83	13	1	84	84	5		52	4,394	14	8,357	
	2	109	26	83		107	5		109	109	18		82	4,739	11	9,818	
	3	41	24	17		40			41	41	3		17	4,994	21	10,666	
	4	57	25	29		54	3		54	50			26	5,703	18	9,800	
	5	52	22	29		48	1		51	49	3		27	4,481	17	12,794	
	6	19	14	5		19			19	19			5	5,780	11	13,509	
	7	87	24	63		82			87	83			60	5,771	19	11,578	
	8	97	24	73		96			97	97			70	5,537	21	15,476	
	9	20	17	3		20			20	20			2	16	17,712	16	17,712
	10	110	19	89	1	108	1	1	108	108			87	4,964	14	14,142	
	11	23	21	2		23			23	23			2		20	12,275	
	12	73	17	56		71			73	73	1		54	5,187	15	12,100	
	13	77	22	55		77	2	1	77	77			55	5,145	15	11,700	
	14	14	8	12		14			14	14			12	6,208			
	15	16	8	7		13			15	11			4	4,300	4	12,750	
	16	55	20	35		54	1		55	55			34	4,614	12	10,625	
	17	25	24	1		25			25	25					24	13,708	
	18	22	18	3		21	1	1	21	21			3	6,833	15	15,800	
	19	20	19	1		19			20	19					18	16,555	
	20	12	12			12			12	12					11	20,981	
	21	14	13	1		13			14	13					12	17,500	
	22	19	17	2		19			19	19			2		15	13,900	
	23	18	17			18	1		17	17					16	16,187	
	24	22	20	2		21	1		22	21	1	1	2		17	18,135	
	25	39	24	15		38			39	38			13	4,623	22	13,386	
	26	28	24	3		27	1		27	27			3	6,766	24	12,645	
	27	36	25	10	1	36	1		35	35	1		9	5,200	22	15,968	
	28	32	31	21		31			32	31			20	5,460	23	14,434	
	29	32	19	11		31	3		30	29	1		11	4,554	13	9,846	
	30	24	19	5		24			24	24			5	50.00	16	9,656	
31	17	14	3		17			17	17	1		3	50.00	12	10,625		
32	19	14	5		19			19	19			5	48.00	10	10,700		
33	17	14	3		17			17	17	1		2		14	11,214		
34	19	16	3		19			19	19			2		15	10,333		
35	24	15	9		24			24	24			7	54.71	14	10,678		
GA-8	1	40	12	28		39	16		40	40	1		28	3,989	4	10,250	
	2	84	47	36	1	82	27	1	83	83			32	4,931	32	8,096	
	3	73	25	46	1	72	17		71	71			46	4,558	15	8,953	
	4	56	23	31	1	52	14		54	54			31	4,325	14	9,392	
	5	80	22	56	1	79	17		78	76	5		56	4,335	8	9,562	
	6	74	24	48	1	74	9		72	72	2		46	4,852	7	8,357	
	7	65	26	39		65	15		65	65	3		39	4,676	14	8,357	
	8	39	20	19		38	2		39	39			19	4,478	15	10,033	
	9	144	12	129		128	11	6	141	129	4		115	6,121	7	9,571	
	10	68	16	52		63	14	1	68	64	4		49	4,700	5	12,900	
	12	40	17	22		35	3	1	39	36	1		19	4,600	10	16,580	
	13	38	25	13		38			38	38			11	5,400	23	9,695	
	14	92	30	62		91	12	2	92	91			61	4,673	14	10,321	
	15	63	34	26		56	8		60	54			19	4,805	24	10,437	
	16	47	26	21		47	5	2	47	46			20	4,955	14	10,892	
	17	50	22	27		48	1	1	49	49	1		25	5,656	19	14,052	
	18	110	21	88		102	13		109	106			85	5,318	9	8,922	
	19	65	14	51		59	8		65	65			49	4,944	10	9,300	
	20	83	22	60		75	18		82	80			54	4,498	5	10,560	
	21	49	18	30	1	46	2		48	48			30	4,673	8	8,475	
22	44	21	22	1	43	6		43	43	3		23	4,882	8	8,525		

¹For renter - occupied dwelling units and vacant nonseasonal not dilapidated units, for rent.
²For owner - occupied dwelling units and vacant nonseasonal not dilapidated units, for sale only.

Table 3.—CHARACTERISTICS OF HOUSING FOR CENSUS TRACTS, BY BLOCKS: 1950—Con.

Census tract	Block	All dwelling units by occupancy and tenure					All dwelling units by condition and plumbing facilities			Occupied dwelling units			Contract monthly rent ¹		Value ² of one-dwelling-unit structures	
		Total	Owner occupied	Renter occupied	Vacant non-seasonal not dilap., for rent or sale	Other vacant and non-resident	Number reporting	No private bath or dilap.	No running water or dilap.	Total	Persons per room		Number reporting	Average monthly rent (dollars)	Number reporting	Average value (dollars)
											Number reporting	1.51 or more				
GA-9	1	99	14	84	1	96	27		98	97	2		83	47.51	8	9,287
	2	110	19	86	5	109	44		105	105	5		88	47.80	7	10,928
	3	70	13	55	2	70	10		68	68	5		53	52.92	9	8,444
	4	69	10	54	5	66	33		64	63	12		57	45.73	5	9,200
	5	77	1	36		36		1	37	36		1	35	50.85		
	6	95	11	77	6	94	9	2	88	88			74	51.32	3	8,333
	7	100	18	81		93	29		99	99	6		80	49.76	11	8,954
	8	83	12	70	1	83	3		82	81		2	69	66.95	6	10,166
	9	50	17	32	1	50	13		49	49	1		27	52.14	9	11,111
	10	119	22	96	1	109	12		118	117	9		94	44.52	9	9,777
	11	124	15	104		121	7		119	119	15		100	52.24	4	7,750
	12	23	1	22		22			23	21	1	1	20	50.95		
	13	66		66		66			66	66			66	35.00		
	14	29	9	20		29			29	29	3		15	46.46	4	9,000
	15	45	12	33		45			45	45	1		31	44.19	3	9,000
	16	76	18	52	5	76	34		70	70	4		52	45.17	10	8,700
GA-10	4	73	7	65	1	72	1		72	72			63	47.88		
	5	188	6	182	2	184	15	1	188	184	18		170	50.29	1	
	7	44		44		44			44	44			44	54.50		
	8	99	3	66		99			99	99	1		66	51.50		
	10	83	15	68		78	31		83	79			64	52.23		
	11	81	9	70	1	79	23		79	77	1		69	47.43		
	12	63	21	41		62	32		62	61	4		40	48.82	1	9,388
	13	50	22	26	1	50	5		48	48			26	45.34	9	10,277
	14	29	11	18		29	4		29	29			18	50.66	3	10,633
	15	63	23	38	1	63	12		61	61	1		39	51.00	8	8,750
	16	79	28	50		79	12		78	78	3		49	49.12	9	8,611
	17	65	24	39		63	12		63	63	1		39	50.33	10	8,650
	18	72	24	45	2	68	15		69	69			46	50.52	12	9,750
	19	150	13	133		125	12		150	122	3		12	47.33		
	20	130	12	118		125	1		130	126	3		114	65.07	1	
	21	133	13	118		133	8		133	133	1		12	41.58		
22	100	3	92	5	100	25	2	95	95	13		90	50.77			
GA-11	3	8	6	2		8			8	8			2		5	9,000
	4	156	19	137		160			160	160			127		169	8,375
	5	200	19	181		200			200	200			127		169	8,375
	6	333		333		333			333	333			127		169	8,375
	7	556	1	555		555			556	546			334	48.16	15	9,466
	8	222	3	219		222			222	219			127	50.86	15	10,833
	9	100	3	97	1	100	6		100	99	2		34	47.64	10	9,140
	10	112	3	109		112	15	1	112	109	2		48	44.77	7	9,428
	11	155	3	152		155			155	152			48	52.54		
	12	78	30	48		76	6		78	76	2		48	49.63	1	
	13	57	30	27		54	3		57	57	1		25	47.84	11	8,681
	15	288	11	277		288	1		288	288			18	53.94	8	9,562
	16	288	11	277		288	1		288	288			13	49.84	20	10,100
	17	288	9	279		288	4		288	288			7	42.28	26	9,434
	18	288	2	286		288			288	288			2	42.28	27	12,037
	19	288	2	286		288			288	288			2	42.28	27	12,037
20	288	2	286		288			288	288			2	42.28	27	12,037	
21	288	2	286		288			288	288			2	42.28	27	12,037	
22	288	2	286		288			288	288			2	42.28	27	12,037	
23	288	2	286		288			288	288			2	42.28	27	12,037	
24	31	31			31			31	31			3	62.00	28	10,621	
25	12	12			12			12	12			3	62.00	28	10,621	
26	10	10			10			10	10			3	62.00	28	10,621	
27	28	28			28			28	28			3	62.00	28	10,621	
28	28	28			28			28	28			3	62.00	28	10,621	
29	28	28			28			28	28			3	62.00	28	10,621	
30	28	28			28			28	28			3	62.00	28	10,621	
31	28	28			28			28	28			3	62.00	28	10,621	
32	28	28			28			28	28			3	62.00	28	10,621	
33	28	28			28			28	28			3	62.00	28	10,621	
34	51	31	20		51	4		51	48	1		18	49.22	24	8,541	
35	55	32	22		54	2	1	54	48	1		21	43.52	19	9,315	
36	90	26	68	1	93	4		94	76	2		64	46.59	17	9,323	
37	28	28			28			28	28			28	49.64			
38	28	28			28			28	28			28	49.64			
39	28	28			28			28	28			28	49.64			
40	28	28			28			28	28			28	49.64			
41	28	28			28			28	28			28	49.64			
42	28	28			28			28	28			28	49.64			
43	28	28			28			28	28			28	49.64			
44	26	25			25			25	20			18	49.22	24	8,541	
45	21	21			21			21	21			18	49.22	24	8,541	
46	8	7			7			7	7			7	49.22	24	8,541	
GA-12	1	80	30	49	1	79	9		79	78	2		48	43.87	16	8,093
	2	90	31	58		90	15		89	89	2		55	54.61	15	10,433
	4	57	16	40	1	57			56	56	3		40	53.45	6	10,833
	5	6	1	5		6			6	6			5	53.40		

¹For renter-occupied dwelling units and vacant nonseasonal not dilapidated units, for rent.
²For owner-occupied dwelling units and vacant nonseasonal not dilapidated units, for sale only.

HOUSING—BLOCK STATISTICS

Table 3.—CHARACTERISTICS OF HOUSING FOR CENSUS TRACTS, BY BLOCKS: 1950—Con.

Census tract	Block	All dwelling units by occupancy and tenure					All dwelling units by condition and plumbing facilities			Occupied dwelling units				Contract monthly rent ¹		Value ² of one-dwelling-unit structures	
		Total	Owner occupied	Renter occupied	Vacant non-seasonal not dilap., for rent or sale	Other vacant and non-resident	Number reporting	No private bath or dilap.	No running water or dilap.	Total	Persons per room		Occupied by non-white	Number reporting	Average monthly rent (dollars)	Number reporting	Average value (dollars)
											Number reporting	1.51 or more					
GA-12	6	15		15		15			15	15	1		15	72.00			
	7	46		29		46	7		46	46			25	47.32	9	7,666	
	8	108		77	1	2	107	11	1	105	102	1	71	48.90	8	9,937	
	9	92		58	3		91	30	2	89	88	3	59	46.66	15	7,866	
	10	68		30	2		67	13		66	66		31	45.54	24	9,245	
	11	92		55	5	1	92	25	2	88	83	1	57	49.01	20	7,650	
	12	84		60	1		84	22	2	83	82	4	61	39.80	9	8,611	
	13	67		43	1		67	13	2	66	64	3	42	45.47	8	9,450	
	14	45		24	2		45	8	2	43	43	1	25	49.64	9	8,222	
	15	40		24			40	9	1	40	40	1	23	44.17	9	9,388	
	16	43	10	32	1		43	4	2	42	42	1	32	43.00	6	7,750	
	GA-13	2	25	20		5	24			20	20			1		22	7,990
		3	21	13		8	21			13	13					15	8,206
		4	14	14			13			14	14					14	7,557
		5	14	14			12	6		14	13					7	10,771
		6	3	3			3			3	3					2	8,710
7		26	14	11		26	1		25	25		1	9	31.33	13	8,710	
8		3	3			3			3	3			2		1	8,966	
9		22	18	4		22	1	1	22	22			4	45.25	18	9,500	
10		16	14	2		16			16	16			2		14	9,500	
11		7	7			7			7	7	2				7	13,000	
12		7	7			7			7	7					7	13,000	
13		15	14	1		14			15	14		1			13	9,646	
15		5	5			5			5	5					5	7,360	
16		4	4			4			4	4					4	9,625	
22		3	3			3			3	3					3	9,200	
29		2	2			2			2	2					2	9,787	
30	8	8			8			8	8					8	9,354		
31	23	23			23			23	23					22	9,410		
32	13	13			13			13	13					13	9,410		
33	13	13			13			13	13					13	9,410		
34	2																
GA-14	1	20	19		1	20			19	19			1		18	12,516	
	2	1				1			1	1					4	5,375	
	3	7	5	2		7	1		6	6		7		2	2,933		
	4	6	3	3		6	1		5	5		6		4	3,000		
	5	28	19	9	1	28	8	6	27	26		7		15	6,246		
	6	16	11	5		16	3	2	16	16				7	5,014		
	7	13	7	6		13	6	1	13	13				4	7,625		
	9	8	8			8			8	8				1	5,375		
	10	1	1			1			1	1				1	2,679		
	11	60	11	49		60	16	4	60	60			49	26.79	4	5,775	
	12	36	15	21		36	10	2	36	36			21	33.47	4	5,775	
	13	58	16	42		58	32	3	58	58	4	4	42	30.09	4	7,525	
	14	41	8	33		41	20	2	41	41			32	30.50	2	8,000	
	15	20	14	6		20	4	2	20	20			6	41.16	10	9,080	
	16	74	30	43		74	35	21	73	73	9	9	42	30.64	14	5,464	
	17	1	1			1			1	1			1		1		
	18	2	2			2			2	2			2		4	3,000	
	20	8	8			8	6	2	8	8			6		4	7,000	
	21	15	8	7		15	12	3	15	15			8		8	4,837	
	22	32	17	15		32	24	2	32	32			15		2	25,288	
	23	36	14	20	2	35	18		34	34			21		2	25,288	
	24	41	17	24		41	13	12	41	41			3		4	8,325	
	25	71	15	56		71	36	6	71	71			4		2	26,988	
	26	63	17	45		62	15	3	62	62			3		3	4,333	
	27	64	13	50		61	30	3	63	63			4		2	26,500	
	28	57	16	40	1	56	22	5	56	56			4		6	6,250	
	29	56	11	45		54	22	5	54	54			4		4	6,200	
	30	55	17	38		55	23	3	55	55			3		3	5,500	
	31	41	16	25		41	16	1	40	40			2		4	5,825	
	32	47	22	25		47	20	1	45	45			2		1	5,550	
	33	25	12	13		23	14	5	25	25			12		7	8,928	
	34	24	9	15		23	5	2	24	24	1	1	15	31.26	4	6,000	
	35	23		14		22	16	1	23	23			14	34.28	4	4,150	
	36	42	18	24		42	21	1	42	42			18	26.25	3	4,033	
37	36	10	25	1	36	21	11	35	35			18	28.46	1	5,100		
38	14	5	9		14	8	5	14	14			5		5	7,200		
39	67	23	43		67	28	16	66	66			23		13	4,076		
40	104	35	68	1	103	49	17	103	103			35		13	4,076		
41	99	33	66	2	98	64	4	97	97			33		12	4,700		
42	63	23	39		62	29	9	62	62			23		7	4,780		
43	54	23	30	1	52	24	10	53	53			23		7	4,780		
44	1				1			1	1					4	8,750		
47	8	6	2		7			8	7			2		2	5,731		
48	35	28	7		33	6	4	35	31			6		2	6,500		
49	15	10	5		12	4	1	15	12			4		3	4,600		
50	6	6			6			6	6			6		5	4,600		
55	42	21	20	1	39	25	10	41	41	1	1	19	27.52	14	2,714		
56	34	12	22		32	13	10	30	30			12		6	3,800		
57	38	17	21		35	13	3	38	38			17		2	3,800		
58	47	16	31		39	14	1	42	42			16		7	6,257		
59	41	23	17	1	37	10	2	40	40			17		14	6,214		

¹For renter-occupied dwelling units and vacant nonseasonal not dilapidated units, for rent.
²For owner-occupied dwelling units and vacant nonseasonal not dilapidated units, for sale only.

Table 3.—CHARACTERISTICS OF HOUSING FOR CENSUS TRACTS, BY BLOCKS: 1950—Con.

Census tract	Block	All dwelling units by occupancy and tenure					All dwelling units by condition and plumbing facilities			Occupied dwelling units			Contract monthly rent ¹		Value ² of one-dwelling-unit structures			
		Total	Owner occupied	Renter occupied	Vacant non-seasonal not dilap., for rent or sale	Other vacant and non-resident	Number reporting	No private bath or dilap.	No running water or dilap.	Total	Persons per room	Occupied by non-white	Number reporting	Average monthly rent (dollars)	Number reporting	Average value (dollars)		
GA-14	61	60		52		8	49			52	50	8	51	51	67.86			
	62	18	15	3			18			18	18		18	3	72.00	15	8,486	
	63	19	16	3			19			19	19		19	3	34.00	11	8,090	
	64	20	13	7			20			20	20		20	2	38.85	10	8,300	
	65	19	16	3			19			19	19		19	7	7.561	13	7,561	
	66	29	18	11			29	11		29	29		29	11	40.27	11	8,418	
	67	10	7	3			10	1		10	10		10	3	49.00	7	9,628	
	70	2																
	71	4	3	1			4	4	3	4	3	1	4	1		3	2,566	
	73	13	13				13			13	13		13	13		13	10,461	
	74	27	22	4	1		27	1		26	26	3	26	2		19	8,678	
	75	28	22	3			28	14		28	28		28	3	31.66	21	9,166	
	76	32	25	7			32	10		32	32	3	32	7	32.57	27	9,911	
	77	31	26	5			31	8		31	31	6	31	5	39.00	22	8,304	
	78	23	18	4	1		23	6		22	22	5	22	4	42.50	15	7,713	
	79	13	10	2		1	13			12	12		12	1		8	8,062	
	80	20	19	1			20			20	20		20	1		19	7,363	
	81	19	6		13		19	14		6	6	2	6			6	7,216	
	82	14			14		14											
	85	48			48		48							47	53.00			
86	67		12	55		66			12	12	1	12	67	53.00				
87	35		29	6		35			29	29	3	29	35	53.00				
88	12		11	1		12			11	11	1	11	12	53.50				
GA-15	2	1																
	5	58	8	49		1	57			57	57		48	40.87				
	6	32		18		1	32			31		1	16	44.00	7	11,285		
	7	40	24	13		1	39	3		37	36	1	12	41.16	16	11,125		
	8	30	19	11		1	30	1		30	30		11	44.27	12	9,708		
	9	16	9	7			12			16	14		7	66.28	6	9,250		
	10	14	10	4			14	1		14	14		4	42.25	8	9,750		
	11	41	26	15			41			41	40	1	15	41.40	17	10,500		
	12	57	26	29	1	1	56			55	54	1	29	44.31	11	9,000		
	14	30	9	21			29			30	28		21	43.00				
	15	2																
	GA-16	1	4		4			4	1		4	3	1	4	73.00			
		2	9	3	6			8	3		9	8		6	39.16	1		
		3	34		33			27	14	4	34	34	7	30	30.33			
		4	18	2	16			15	9		18	18	2	14	29.21	1		
5		6	1	5			6	4		6	6		5	31.20				
6		2					3			3	3		2					
7		5	1	2			5	2		5	5	3	4	52.50				
8		19	2	17			16	6		19	19	4	17	25.58	1			
12		90	10	80			86	3	3	90	88	1	76	28.28	1			
13																		
14		46	8	38			45	12		46	45	4	20	30.62	3	6,733		
15		19	3	16			19	17	16	19	19	1	2	21.86				
16		14	1	12	1		14	12	4	13	13	2	10	23.50				
17		33	6	27			33	4		33	33	1	11	38.62				
18		64	6	58			64	20		64	64	5	54	24.77				
19		26	5	21			26	12		26	26	4	20	29.55	1			
20		71	16	55			68	19		71	69	6	52	29.88	3	6,333		
21		103	9	94			96	47		103	98	1	83	26.03	1			
22		44	5	39			42	13		44	42	1	36	31.97	1			
23		28	2	25			26	18	18	27	25	4	22	29.95				
24		12	2	10			10	4	4	12	11	2	4	43.62				
25		56	4	51			52	37	4	55	55	3	7	27.72				
26		68	3	64		1	63	43		67	67	1	43	62	25.22			
27		89	11	78			89	53		89	89	1	36	27.64				
28		61	13	48			59	32		61	59	6	41	24.82	1			
29	75	7	68			75	63		75	75	1	53	30.79	2				
30	59	9	50			59	43		59	59	3	42	31.42					
31	24	1	23			23	14		24	23	2	21	37.95					
32	40	5	35			39	30		39	39	6	32	33	33.48				
33	46	4	42			46	38	38	46	46	1	39	31.09					
34	46	8	38			45	27	20	46	46	5	39	34.15	3	6,333			
35	71	7	64			71	46	18	71	71	5	59	24.84	1				
36	50	6	44		2	49	32	9	44	44	8	40	37.67	1				
37	42	8	34			41	21		42	42	7	33	25.84					
38	34	12	21		1	34	10		33	33	7	20	34.30	2				
39	73	14	59			73	25	12	73	73	6	64	29.89	1	7,066			
40	80	13	65			79	26	42	80	78	8	57	29.54	3	2,500			
41	53	14	37			53	27		53	53	1	36	30.19	1				
42	69	18	59			68	40		69	66	8	58	25.44	1				
43	85	11	71			81	68	39	82	79	1	68	26.29	1				
44	73	7	65		1	72	67	24	72	71	1	71	28.04	1				
45	47	5	42			46	30	11	47	43	1	43	35.48					
GA-17	5		2	1			3		3	3	1	1			2	11,200		
	9	3	8	7			15		15	15		6	47.00	5	9,275			
	10	36	19	17			32	1	1	36	33	16	39.37	8				

¹For renter - occupied dwelling units and vacant nonseasonal not dilapidated units, for rent.
²For owner - occupied dwelling units and vacant nonseasonal not dilapidated units, for sale only.

HOUSING—BLOCK STATISTICS

Table 3.—CHARACTERISTICS OF HOUSING FOR CENSUS TRACTS, BY BLOCKS: 1950—Con.

Census tract	Block	All dwelling units by occupancy and tenure					All dwelling units by condition and plumbing facilities			Occupied dwelling units			Contract monthly rent ¹		Value ² of one-dwelling-unit structures		
		Total	Owner occupied	Renter occupied	Vacant non-seasonal not dilap., for rent or sale	Other vacant and non-resident	Number reporting	No private bath or dilap.	No running water or dilap.	Total	Persons per room		Occupied by non-white	Number reporting	Average monthly rent (dollars)	Number reporting	Average value (dollars)
											Number reporting	1.51 or more					
GA-17	11	45	15	29	1	41			44	43	1		28	42.53	7	9,428	
	12	45	16	29		41			45	43	1		27	39.48	9	8,833	
	13	52	18	34		51			52	52	1		33	41.93	10	9,400	
	14	53	21	32		53			53	52			31	41.32	8	8,625	
	15	45	15	30	1	45			44	44	1		28	41.32	6	8,166	
	16	36	12	24		35	1		36	35	1		23	42.00	7	8,085	
	17	13	6	7		13			13	13	1		7	42.85	4	7,875	
	21	1															
	22	1															
	23	36	20	14	2	34			34	34			14	36.78	15	8,566	
	24	59	35	23	1	57			58	56			21	37.14	21	8,690	
	25	75	34	38	2	72	1		72	72	1		38	38.05	18	9,000	
	26	70	40	29	1	70		6	69	69	5		30	41.23	20	8,557	
	27	57	34	23		56			57	57	3		21	38.66	18	8,240	
	28	66	38	28		64			66	66			25	40.64	18	8,600	
	29	65	34	30		65	1		64	63	2		47	45.02	18	8,888	
	30	87	29	58		86		6	87	87	4		54	41.66	5	9,900	
	31	53	13	40		53			53	53			34	40.35	1		
	32	20	11	9		19			20	18		1	9	40.88	4	7,750	
	33	3		3		3			3	3			1				
	35	108	30	75	1	105	2		105	105	3		72	40.75	2		
	36	70	30	40		70		4	70	68	2		39	42.82	13	6,915	
	37	51	30	21		51			51	51	2		18	39.55	23	8,834	
	39	1															
	40	20	11	9		20	2		20	20	1		9	37.66	6	8,000	
	41	44	18	23	2	44	1	17	41	41	4	29	24	27.91	4	7,000	
	GA-18	1	17	13	4		17	1	17	17	2		4	35.50	10	6,550	
		2	7				7		7	7			3	23.33	4	6,125	
		3	7	4	3		7	1	1	7	7		2	27	5	5,750	
		4	26	19	7		26	2	1	26	26		7	24.28	17	5,882	
		5	28	14	14		28	7	4	28	28	1		13	38.84	9	4,944
		6	10	6	4		10	2	2	9	9			3	73.33	4	5,750
		7	7				7	3	3	7	7			7	30.85		
		8	12	3	9	1	12			12	12			7			
		9	1				1			1	1						
		12	17	4	13		17	11	9	17	17	2		13	35.23	1	
		15	9	5	4		9	7	7	9	9	1		3	35.00	3	4,833
		16	4	3	1		4	3	2	4	4			1		2	
		17	19	8	9	2	19	5	3	17	17			11	39.18	4	7,500
		18	4	4			4			4	4			4		4	7,125
		19	1				1			1	1						
20		4				4			4	4							
21		2				2			2	2							
22		9	6	3		8	3	3	9	9			2		3	4,333	
23		10	2	8		10	6	5	10	10			7				
24		11	10	1		11	2	1	11	11			1	27.28	8	4,550	
25		13	10	3		12	1	1	13	13	1		2		9	4,633	
26		34	10	22	1	34			32	32			23	39.47	4	7,875	
27		24	16	7	1	23	4	2	23	23	2		7	42.71	9	7,211	
28		39	21	16	2	39	9	1	37	37	2		17	30.88	8	6,625	
29		11	11			11			11	11					10	6,300	
30		18	8	10		17			18	17			9	31.44	6	6,416	
31		17	11	6		17	1	1	17	17			6	33.50	7	6,585	
32		23	14	9		23			23	23			8	39.87	12	7,291	
33		21	8	13		21	3	2	21	21			11	41.36	4	7,125	
34		5	2	3		5			5	5	1		1		1		
35		29	9	20		24	5		29	29	1		18	37.50	3	7,833	
36		26	11	15		25	2	2	26	26			15	35.93	7	8,257	
37		22	9	13		22	2		22	22			13	42.61			
38		30	12	18		28	1	1	30	30	1		16	57.00	5	7,060	
39		44	18	26		42	3		44	44	2		25	40.16	8	5,825	
40		22	11	11		20			22	22	1		10	43.50	7	6,928	
41		2				2			2	2							
42		11	7	4		11	2		11	11	1		4	33.50	3	5,000	
43		45	24	20	1	41	3	1	44	42	1		19	35.10	12	6,708	
44		17	12	5		17	1		17	17			3	61.66	10	7,500	
45		30	10	20		28	4		30	29	1		20	40.25	6	7,166	
46	31	7	24		31	1		31	31	2		22	45.18	2			
47	6	4	2		6			6	6			2		3	7,333		
48	7	5	2		7			7	7			2		2			
49	40	17	23		38	2	1	40	39	2		22	37.72	11	9,090		
50	21	12	8		19	1	1	20	20	1		8	37.25	7	7,000		
51	22	15	6	1	17	2	2	21	21	2		6	40.50	13	7,100		
52	22	19	3		22			22	22			3	58.66	18	8,683		
53	14	12	2		14	1		14	14	1		1		11	9,518		
54	29	23	6		28	2	2	29	28	1		6	44.00	23	8,978		
55	22	15	7		22			22	22			6	40.00	13	8,000		
56	19	13	6		19			19	19	2		5	51.00	13	6,807		
57	25	20	5		25			25	25	1		5	40.60	17	8,117		
58	22	10	12		20	2		21	21	1		8	41.97	8	9,125		
59	10	8	2		10			9	9					1	5,750		
60	10	8	2		10			10	10					7	6,357		
61	32	24	7	1	32			31	31			1	5	7,188			
62	62	32	30		60	11	1	62	60	1		30	38.20	17	7,188		
63	8	6	2		8			8	8			2	34.26	14	6,071		

¹For renter-occupied dwelling units and vacant nonseasonal not dilapidated units, for rent.
²For owner-occupied dwelling units and vacant nonseasonal not dilapidated units, for sale only.

Table 3.—CHARACTERISTICS OF HOUSING FOR CENSUS TRACTS, BY BLOCKS: 1950—Con.

Census tract	Block	All dwelling units by occupancy and tenure					All dwelling units by condition and plumbing facilities			Occupied dwelling units			Contract monthly rent ¹		Value ² of one-dwelling-unit structures	
		Total	Owner occupied	Renter occupied	Vacant non-seasonal not dilap., for rent or sale	Other vacant and non-resident	Number reporting	No private bath or dilap.	No running water or dilap.	Total	Persons per room	Occupied by non-white	Number reporting	Average monthly rent (dollars)	Number reporting	Average value (dollars)
										Number reporting	1.51 or more					
GA-18	64	21	15	5		21	3	1	20	19			5	31.80	13	5,307
	65	9	5	4		9	2		9	9	1		2		2	
GA-19	1	3	1	2		3			3	3			2		1	
	2	9	1	8		9			9	9			7	41.28		
	3	18	13	4		18	2	1	17	17	1		12	31.66	8	6,500
	4	24	13	11		23	1		24	24	1		8	36.87	10	6,900
	5	21	13	8		21			21	21			8	44.37	10	7,000
	6	22	14	8	1	22	2	1	20	20	1		6	44.63	9	6,234
	7	42	19	23		40	1	1	40	40	1		21	29.47	26	7,444
	8	35	18	17		35	1	1	34	34	1		23	27.85	26	7,419
	9	22	18	4		22	2		22	22			21	42.33	14	6,478
	10	34	26	8		33	1		34	34	2		8	37.62	23	8,069
	11	25	14	11		25	2		25	25	1		8	34.87	9	10,666
	12	26	14	12		26	4	2	26	26			12	28.16	8	8,437
	13	34	27	7		34	4	1	33	34			12	28.85	22	7,672
	14	29	20	9		29			29	29	1		9	45.33	13	8,900
	15	33	17	20		33	2	1	32	32	1		20	38.30	13	8,888
	16	37	27	10	1	37	3	2	35	36	1		20	37.39	23	7,739
	17	44	20	24		44	4	2	44	44	1		23	44.26	13	8,538
	18	38	22	16		38	6		38	38	1	1	42	44.28	8	7,587
	19	39	24	15		39	3		38	38			13	45.07	16	8,137
	20	18	13	5	1	18	1		17	17	1		13	45.07	11	7,427
	21	11	8	3	2	11	1	1	9	9			1		6	7,916
	22	15	13	2		15			15	15			2		11	7,718
	23	17	12	5		17			17	17	1		5	61.20	10	7,850
	24	31	16	14		31	1	1	30	30	1		14	41.71	10	7,850
	25	11			1											
	26	25	19	6	1	25			24	24	1		5	44.00	14	8,035
	27	30	19	11		30	1		30	30			8	38.25	15	8,700
	28	14	4	10		14	2	1	14	14			10	34.30	4	6,500
	29	8	6	2		8	1	1	8	8			2		6	7,583
	30	30	19	11		30	1	1	30	30	2		11	34.36	16	8,243
	31	40	27	13		40	1		40	40	2		13	36.46	18	7,222
	32	29	15	14		29	4	1	29	29	1		13	34.00	11	6,609
	33	8	4	4		8	1		8	8			4	40.00	2	
	34	5	5			5			5	5					5	5,200
	35	22	13	9	1	22	4	3	21	20			8	32.00	10	6,000
	36	27	17	10	1	25	4		25	24			8	49.25	10	7,150
	37	36	16	20		35	12		36	35			19	28.31	10	5,880
	38	26	21	5		26			26	26	2	4	5	36.60	17	7,170
	39	20	14	6		20			20	20	2		5	37.40	12	6,875
	40	19	14	5		19	2		19	19			5	29.80	10	6,400
	41	12	8	4		12			12	12			4	27.50	6	6,750
	42	3	2	1		3			3	3	1		1		2	
	43	21	11	10		21	1		21	21			10	30.00	6	8,000
	44	19	15	4		19	3	1	19	19			4	52.25	12	7,625
	45	25	18	7		25	2	1	25	25	2		6	41.50	15	7,866
	46	16	11	5		16			16	16	1		4	38.25	8	7,687
	47	27	25	2		27	2		27	27			2		24	8,554
	48	26	25	1		26			26	26	1	1	1		25	8,692
	49	7	6	1		7	2		7	7			1		5	7,260
	50	2														
	52	19	17	2		19	1		19	19	1		1		15	14,866
	53	18	18			18			18	18					18	8,050
	54	7	5	1		7	4	1	6	6			1		3	7,666
	55	14	9	4		11	3		13	13		1	3	33.33	6	6,916
	56	2														
	57	4	3	1		4	2		4	4	1				2	6,000
	58	6	3	3		6	4	1	6	6			2		3	6,000
	59	14	13	1		14	2		14	14			1		12	7,791
	60	13	9	4		13	1		13	13	1		4	40.00	4	7,071
	61	6	4	2		6			6	6			2		2	
	62	3	2	1		3	2		3	3			1		1	
	63	4	3	1		4	3	1	4	4			1		2	
	64	17	9	7	1	16	10		16	16	6	15	8	29.75	4	4,175
	65	19	8	11		18	14		19	19	7	17	11	26.45	3	4,000
	68	2														
	69	2														
	72	3	2	1		3	1	1	3	3			1		2	7,242
	73	8	7	1		8			8	8			1		7	5,957
	82	7	7			7	1	1	7	7			6		7	
	83	2														
	84	7	6	1	1	7			6	6	3	5			5	4,960
	85	10	8	1	1	10			9	9	1	8	1		8	5,097
	86	8	7		1	8			7	7			1		7	5,900
	87	8	7	1		8	2	1	8	8	3	7	2		7	5,837
	88	12	8	4		11	1	1	12	11	4	12	3	37.66	2	5,982
	89	3	3			3			3	3						
	90	1														
	91	1														
	93	3	3			3			3	3			2		3	6,133
	97	1														
	98	8	6	2		8	5	5	8	8	1	8	1		6	2,183
	99	2														

¹For renter - occupied dwelling units and vacant nonseasonal not dilapidated units, for rent.
²For owner - occupied dwelling units and vacant nonseasonal not dilapidated units, for sale only.

HOUSING—BLOCK STATISTICS

Table 3.—CHARACTERISTICS OF HOUSING FOR CENSUS TRACTS, BY BLOCKS: 1950—Con.

Census tract	Block	All dwelling units by occupancy and tenure					All dwelling units by condition and plumbing facilities			Occupied dwelling units				Contract monthly rent ¹		Value ² of one-dwelling-unit structures	
		Total	Owner occupied	Renter occupied	Vacant non-seasonal not dilap., for rent or sale	Other vacant and non-resident	Number reporting	No private bath or dilap.	No running water or dilap.	Total	Persons per room		Occupied by non-white	Number reporting	Average monthly rent (dollars)	Number reporting	Average value (dollars)
											Number reporting	1.51 or more					
GA-19	100	2															
	101	4															
	102	6	1	3	2												
	103	6	4			1			5	1	3	4	4	4	38.50		
	104	5	4						6	1	5	5	5	5		4	5.625
	105	6	4						4	1	5	5	5	5		3	7.033
	106	8	6						6	1	7	6	6	6		4	5.925
	107	6	6						7	2	8	8	8	8		5	4.580
	108	3	2						6	1	7	6	6	6		6	4.533
	109	6	5	1					3		3	3	3	3		1	
	110	5	2	3					5		5	5	5	5		5	5.100
GA-20	2	14	4	10													
	3	37	16	18	3												
	4	46	23	22													
	5	35	15	18	1	1											
	6	30	12	18													
	7	40	16	23													
	8	32	18	13	1	1											
	9	10	18	5													
	10	18	13	5													
	11	27	8	18													
	12	35	20	15													
	13	33	12	20													
	14	38	18	19													
	15	35	11	23													
	16	58	24	33	1												
	17	45	28	16													
	18	59	25	33													
	19	27	4	23													
	20	24	4	20													
	21	29	7	22													
	22	38	16	22													
	23	1		2													
	24	14	7	7													
	25	19	7	12													
	26	5	4														
	27	21	13	8		1											
	28	7	7	2													
	29	9	4	5													
	30	21	13	8													
	31	9	7	2													
	32	6	5	1													
	33	11	8	3													
	34	9	5	4													
	GA-21	1	55	6	49												
2		54		45	1												
3		75		72													
4		54		48	3												
5		61	17	44													
6		64		52													
7		17		14	1												
8		99	18	81													
9		53	6	47													
10		27	2	25													
11		68	5	63													
12		15	5	10													
13		49	6	43													
14		76	15	60	1												
15		33		20													
16		18	12	3													
17		18	13	3		1											
18		35	5	30													
19		33	13	20													
20		23	5	17		1											
21		51	2	49													
22		48	3	45													
23		47	11	36													
24		24	8	16													
25		65	23	42													
26		55	11	43													
27		49	11	38													
28		36	11	25													
29		49	6	43													
30		5	4	1													
31		1															
32		10	3	7													
33		29	8	21													
34		24	5	19													
GA-22	1	25	11	14													
	2	6	1	5													
	3	69	20	49													
	4	61	30	31													
	5	96	43	53	1	2											
	6	17	15	2													

¹For renter - occupied dwelling units and vacant nonseasonal not dilapidated units, for rent.
²For owner - occupied dwelling units and vacant nonseasonal not dilapidated units, for sale only.

Table 3.—CHARACTERISTICS OF HOUSING FOR CENSUS TRACTS, BY BLOCKS: 1950—Con.

Census tract	Block	All dwelling units by occupancy and tenure					All dwelling units by condition and plumbing facilities			Occupied dwelling units				Contract monthly rent ¹		Value ² of one-dwelling-unit structures		
		Total	Owner occupied	Renter occupied	Vacant non-seasonal not dilap., for rent or sale	Other vacant and non-resident	Number reporting	No private bath or dilap.	No running water or dilap.	Total	Persons per room		Occupied by non-white	Number reporting	Average monthly rent (dollars)	Number reporting	Average value (dollars)	
											Number reporting	1.61 or more						
GA-22	7	17	13	3		1	17	3	16	16	2	16	3	43.00	9	875.5		
	8	26	22	3			26		26	26	3	26	6	44.50	16	681.2		
	10	33	28	5	2	1	33	8	31	33	3	33	3	45.00	17	818.8		
	11	30	25	5			30	6	29	30	2	30	1	41.80	15	946.6		
	12	24	20	4			24	9	23	24	7	24	1	32.13	9	505.5		
	13	20	17	3			20	2	19	20	9	20	3	33.13	17	810.0		
	14	24	20	4			24	1	23	24	8	24	2	29.60	9	705.5		
	15	71	69	2			71	10	61	71	6	71	4	36.73	4	575.0		
	16	43	38	5		1	43	2	41	43	4	43	3	32.21	8	600.0		
	17	46	41	5			46	2	44	46	3	46	2	32.21	8	600.0		
	18	60	51	9			60	6	54	60	8	60	3	29.40	13	607.6		
	19	53	45	8			53	4	49	53	2	53	2	34.50	13	719.2		
	20	49	45	4			49	6	43	49	3	49	1	32.41	23	718.6		
	21	50	49	1			50	3	47	50	7	50	1	32.16	19	622.6		
	22	27	25	2		1	27	10	17	26	6	26	9	30.11	9	533.3		
	23	29	25	4			29	2	27	29	4	29	1	33.75	15	573.3		
	24	25	21	4			25	14	13	25	6	25	1	22.00	6	333.3		
	25	29	24	5			29	6	4	28	7	28	4	26.00	23	673.0		
	26	57	52	5	1		57	19	8	54	5	54	2	33.19	12	583.3		
	27	4	2	2	3		4	4	8	4	5	4	2	2	1			
	28	6	3	3			6	3	3	6	6	6	2	2	3	673.3		
	29	2	1	1		1	2	12	3	2	2	2	9	28.33	9	597.7		
	30	34	16	18		3	34	19	7	31	5	31	1	26.46	4	305.0		
	31	34	17	17		3	34	14	6	32	3	32	5	32.69	8	401.2		
	32	65	29	36		3	65	18	1	62	6	62	3	29.64	14	425.0		
	33	49	29	20			49	13	1	49	1	49	1	31.00	16	716.8		
	34	53	16	37			53	12	4	53	6	53	3	29.70	6	578.3		
	35	28	17	11		2	28	9	3	26	2	26	8	31.50	11	700.0		
	36	45	25	20		1	45	10	1	44	6	44	1	33.43	22	530.0		
	37	31	19	12			31	7	4	30	2	30	1	32.21	13	692.3		
	38	12	4	8		2	12	8	5	10	2	10	6	26.16	1			
	39	18	6	12		2	18	13	11	16	2	16	9	31.55	3	433.3		
	40	3	3				3	3	3	3	3	3	3	3	3	500.0		
	45	2					2			2		2						
	48	2					2			2		2						
	49	10	7	3			10	5	3	10	1	10	3	40.00	5	800.0		
	GA-23	1	77	15	61		1	69	33	76	70	5	76	53	31.13	3	400.0	
		2	68	14	53		1	64	40	67	67	4	67	49	32.12	2		
		3	82	21	60		2	79	40	81	79	9	81	55	30.21	5	610.0	
		4	109	17	90		2	102	62	107	107	1	107	89	24.96	4	575.0	
		5	67	17	48	1	1	61	38	25	65	65	10	65	48	24.04	9	473.3
		6	46		46			46			46	7	46	46	24.13			
		7	28		28			27			28	6	27	27	27.96			
		8	109		109			107	1	1	109	1	109	1	24.06			
		14	3	1	2		2	3	3	2	1	1	1	1		1		
		15	3					1	1	2	3	2	2	3		2		
		16	10	9	1			9	6	2	10	10	5	10		9	421.1	
		18	1					1			1							
		19	24	21	2			23	2		23	2	23	2		20	681.0	
20		1					1			1								
22		2					2			2								
29		14		14			14			14	14	14	14	21.21				
30		16		16			16			16	16	16	16	24.93				
31		39		39			39			39	39	7	39	25.67				
32		54	1	53			54			54	5	54	52	23.21				
33		83	37	46			80	50	44	83	83	9	82	28.13	10	466.0		
34		92	25	65	1	1	91	61	50	90	90	8	89	24.07	11	636.3		
35		13	4	9			13	1	1	13	13	9	5	34.60	1			
36		101	13	86		2	100	52	21	99	98	14	95	31.89	1			
37		60	14	44			56	20	10	58	56	10	58	31.67	2			
38		47	15	31		1	47	26	16	46	46	2	43	33.23	6	833.3		
39		54	19	35			54	20	11	54	54	5	52	36.21	8	587.5		
40		33	18	14		1	33	2		32	32	2	31	41.35	16	886.2		
41		20	15	4		1	19	2		19	19	2	19	28.75	11	660.0		
42		31	24	5			31	1		29	29	1	29	43.20	24	770.8		
43		33	29	2		2	33	2	1	31	31	2	29		28	730.3		
44		13	5	7		1	11	11	9	12	12	2	12	26.14	2			
45		16	12	4			16	15	15	16	16	16	16		9	297.7		
46		21	8	12		1	20	16	12	20	20	5	20	27.75	1			
48		15	14	1			15	15	15	15	15	4	15		11	212.7		
49		25	9	14		2	22	20	17	23	23	3	23	23.28	7	485.7		
50		20	17	3			19	16	12	20	20	4	19	30.00	14	385.0		
51		19	8	10		1	15	15	14	18	18	3	18	22.75	4	312.5		
53		12	7	5			11			12	12	3	12	44.66	3	500.0		
55		1					1			1								
56		14	13	1			14	4		14	13	14	1		12	679.1		
57		4	4				4			4	4	4	4		4	682.5		
59		1					1			1								
60		8	4	4			6	1		8	8	1	8	31.66	4	485.0		
61		6	5	1			6	6	5	6	6	2	6		3	310.0		
62		6	4	2			6	6	4	6	6	2	6		4	207.5		
63		6	5	1			5	4	4	6	6	2	6		4	322.5		
64		28	17	11			28	15	15	28	28	8	28	31.20	9	355.5		
65		27	12	15			26	20	17	27	27	8	27	29.21	8	412.5		
66		27	18	9			27	24	24	27	27	7	27	27.11	11	290.0		

¹For renter - occupied dwelling units and vacant nonseasonal not dilapidated units, for rent.
²For owner - occupied dwelling units and vacant nonseasonal not dilapidated units, for sale only.

HOUSING—BLOCK STATISTICS

Table 3.—CHARACTERISTICS OF HOUSING FOR CENSUS TRACTS, BY BLOCKS: 1950—Con.

Census tract	Block	All dwelling units by occupancy and tenure					All dwelling units by condition and plumbing facilities			Occupied dwelling units			Contract monthly rent ¹		Value ² of one-dwelling-unit structures		
		Total	Owner occupied	Renter occupied	Vacant non-seasonal not dilap., for rent or sale	Other vacant and non-resident	Number reporting	No private bath or dilap.	No running water or dilap.	Total	Persons per room		Number reporting	Average monthly rent (dollars)	Number reporting	Average value (dollars)	
											Number reporting	1.51 or more					Occupied by non-white
GA-23	67	22	10	11		1	21	17	15	21	2	3	21	10	29.70	5	4.720
	68	13	10	0			13	12	13	13	1	1	13	5	31.00	7	5.428
	69	44	14	29			42	38	44	44	1	1	44	18	26.50	7	5.285
	70	36	17	19			35	33	33	33	1	1	33	27	34.62	8	5.100
	71	35	15	20			34	33	33	33	1	1	33	17	33.37	5	5.375
	72	33	18	15	1	1	32	30	33	32	1	1	32	11	37.72	12	7.775
	73	35	17	18			34	33	33	33	1	1	33	7	54.42	11	5.200
	74	38	17	21			37	35	35	35	1	1	35	2	54.42	11	5.200
	75	36	23	13			35	33	33	33	1	1	33	2	54.42	16	10.256
	76	38	19	19			37	35	34	34	1	1	34	3	51.20	13	5.800
	77	41	11	30			41	37	34	34	1	1	34	5	51.20	6	8.250
	78	38	11	27			37	33	33	33	1	1	33	2	34.96	4	6.125
	79	37	25	12		1	36	33	33	33	1	1	33	2	35.04	5	5.600
	80	39	22	17		1	38	35	35	35	1	1	35	4	31.34	6	1.583
	81	39	22	17		1	38	35	35	35	1	1	35	4	31.34	6	7.890
	82	36	22	14			35	33	33	33	1	1	33	2	27.21	11	8.238
	83	35	23	12			34	33	33	33	1	1	33	4	40.12	13	5.770
	84	44	20	24			43	37	35	35	1	1	35	2	20.04	20	5.770
	85	33	23	10		1	32	30	33	33	1	1	33	2	20.04	13	6.230
	86	34	23	11		1	33	31	33	33	1	1	33	4	46.66	10	5.600
	87	21	11	9		1	20	18	18	18	1	1	18	2	35.66	15	7.233
	88	26	16	10		2	25	23	23	23	1	1	23	9	34.66	11	10.863
	89	31	15	16			30	27	27	27	1	1	27	13	31.53	10	5.170
	90	14	11	3			13	12	12	12	1	1	12	3	31.53	7	5.142
	91	22	12	10		1	21	19	19	19	1	1	19	1	32.00	3	8.233
	92	17	12	5			16	15	15	15	1	1	15	5	32.40	10	4.730
	93	10	8	2			10	9	9	9	1	1	9	3	46.22	1	7.180
	94	12	8	4			12	11	11	11	1	1	11	7	37.72	5	4.433
	95	11	6	5			11	10	10	10	1	1	10	8	36.62	3	5.500
	96	12	10	2			12	11	11	11	1	1	11	2	36.62	8	3.667
	97	13	5	8			13	12	12	12	1	1	12	4	24.42	1	3.233
	98	22	19	3		2	22	20	20	20	1	1	20	7	29.00	15	3.100
	99	15	11	4			15	14	14	14	1	1	14	5	31.16	3	2.266
	100	33	16	17			33	30	30	30	1	1	30	6	31.16	2	2.266
	101	10	6	4		1	10	9	9	9	1	1	9	1	38.75	2	2.266
	102	33	22	11			33	30	30	30	1	1	30	1	38.75	1	2.266
	103	10	4	6			10	9	9	9	1	1	9	1	38.75	2	2.266
	104	33	22	11			33	30	30	30	1	1	30	1	38.75	1	2.266
	105	33	22	11			33	30	30	30	1	1	30	1	38.75	1	2.266
	106	33	22	11			33	30	30	30	1	1	30	1	38.75	1	2.266
	107	33	22	11			33	30	30	30	1	1	30	1	38.75	1	2.266
	108	33	22	11			33	30	30	30	1	1	30	1	38.75	1	2.266
	109	7	3	4			7	6	6	6	1	1	6	4	23.75	2	2.266
	110	22	11	11			22	20	20	20	1	1	20	2	23.75	2	2.266
	111	22	11	11			22	20	20	20	1	1	20	2	23.75	2	2.266
	112	22	11	11			22	20	20	20	1	1	20	2	23.75	2	2.266
	113	22	11	11			22	20	20	20	1	1	20	2	23.75	2	2.266
114	22	11	11			22	20	20	20	1	1	20	2	23.75	2	2.266	
115	22	11	11			22	20	20	20	1	1	20	2	23.75	2	2.266	
116	22	11	11			22	20	20	20	1	1	20	2	23.75	2	2.266	
117	22	11	11			22	20	20	20	1	1	20	2	23.75	2	2.266	
118	22	11	11			22	20	20	20	1	1	20	2	23.75	2	2.266	
119	22	11	11			22	20	20	20	1	1	20	2	23.75	2	2.266	
120	22	11	11			22	20	20	20	1	1	20	2	23.75	2	2.266	
121	34	18	16			34	31	31	31	1	1	31	3	28.33	4	11.000	
122	7	5	2			7	6	6	6	1	1	6	4	33.00	15	5.180	
123	33	19	14			33	30	30	30	1	1	30	4	33.00	4	5.125	
124	29	13	16			29	26	26	26	1	1	26	4	33.00	12	3.791	
125	46	26	20			46	42	42	42	1	1	42	13	26.60	11	4.790	
126	50	30	20			50	46	46	46	1	1	46	23	30.52	3	5.500	
127	22	7	15		1	22	14	14	14	3	3	14	19	36.05	15	4.313	
128	41	20	21		1	41	37	37	37	3	3	37	19	36.05	3	6.833	
129	14	10	4			14	13	13	13	1	1	13	14	33.00	3	9.688	
130	34	26	8			34	31	31	31	1	1	31	14	32.35	18	9.688	
131	35	25	10		1	35	33	33	33	1	1	33	4	41.25	8	1.482	
132	35	26	9			35	32	32	32	1	1	32	9	29.22	19	7.047	
133	50	28	22			50	47	47	47	1	1	47	10	27.30	20	6.710	
134	58	33	25			58	54	54	54	1	1	54	6	37.66	22	8.504	
135	37	19	18			37	34	34	34	1	1	34	4	49.99	13	5.407	
136	60	23	37			60	58	58	58	1	1	58	20	31.80	13	5.407	
137	42	21	21			42	37	37	37	1	1	37	21	32.52	22	6.840	
138	17	5	12			17	14	14	14	1	1	14	15	33.73	12	5.583	
139	19	9	10			19	16	16	16	1	1	16	3	30.60	11	7.600	
140	4	2	2			4	3	3	3	1	1	3	2	31.61	7	8.428	
141	3	1	2			3	3	3	3	1	1	3	2	31.61	1	7.180	
142	39	21	17		1	39	30	30	30	1	1	30	11	24.70	5	4.300	
143	19	16	3			19	18	18	18	1	1	18	2	24.70	1	2.266	
144	16	4	12			16	14	14	14	1	1	14	3	38.00	12	6.525	
145	1	1	0			1	1	1	1	1	1	1	3	46.66	13	8.146	
146	5	5	0			5	5	5	5	1	1	5	2	38.00	4	2.725	
147	9	6	3			9	8	8	8	1	1	8	3	33.33	2	5.200	
GA-24	22	1	0			1	1	1	1	1	1	1	1	1	1	1	1
	33	4	3		1	4	3	3	3	4	1	1	4	1	4	4	4.525
	35	5	3		1	5	3	3	3	4	1	1	4	1	4	3	8.000
	36	2	2			2	2	2	2	2	1	1	2	1	2	1	2.266
	40																

Table 3.—CHARACTERISTICS OF HOUSING FOR CENSUS TRACTS, BY BLOCKS, 1950—Con.

Census tract	Block	All dwelling units by occupancy and tenure					All dwelling units by condition and plumbing facilities			Occupied dwelling units			Contract monthly rent ¹		Value ² of one-dwelling-unit structures		
		Total	Owner occupied	Renter occupied	Vacant non-seasonal not dilap., for rent or sale	Other vacant and non-resident	Number reporting	No private bath or dilap.	No running water or dilap.	Total	Persons per room		Occupied by non-white	Number reporting	Average monthly rent (dollars)	Number reporting	Average value (dollars)
											Number reporting	1.51 or more					
GA-24	46	6	5	1		5			6	5	1				4	717.5	
	47	8	6	2		8			8	5					5	914.0	
	48	21	19	2		21			21	21					19	623.1	
	49	1															
	50	26	17	9		26	6		26	25			9	41.44	8	893.7	
	51	29	25	4		29	5		29	29			4	40.75	21	634.2	
	52	31	28	3		31	4		31	31	1		4	54.00	26	631.1	
	53	24	21	3		24	2		24	22			4		17	657.6	
	54	24	21	3		23			24	23		1		30.00	17	794.1	
	55	12	6	6		12			12	12			5	49.40	3	933.3	
	56	5	3			5			5	5					2		
	57	5	3	2		5	2		5	5	2		2		1		
	58	1															
	61	1															
	65	5	3	2		4			5	5	1		1		3	700.0	
	67	5	4	1		5	1		5	5			1		3	560.0	
	68	3	3			3			3	3			1		3	716.6	
	72	16	10	5		16	1	1	15	15			5	37.60	8	737.5	
	73	25	16	8		25			24	24			7	40.57	10	702.0	
	74	17	10	7		17			17	17	1		6	60.50	5	700.0	
	75	19	15	4		19	1		19	19			3	51.66	13	611.5	
	76	30	27	3		30	3	1	30	30	1		3	46.33	21	697.2	
	77	24	18	6		23	2		24	23			6	44.66	13	696.1	
	78	34	26	8		34			34	34			8	43.12	20	712.5	
	79	25	14	11		25			25	24	1		10	46.50	8	538.2	
	80	32	17	15		31			32	31			15	46.40	9	634.4	
	81	41	23	17		41	1		40	40			17	46.29	15	620.0	
	82	32	26	5	1	30			31	31	2		14	44.75	18	661.1	
	83	37	23	14	1	37	1		37	37			13	38.84	16	650.0	
	84	30	26	4		30	1	1	30	29			4	46.75	23	804.3	
	85	18	15	3		18	1	1	18	17			3	31.33	12	758.3	
	86	14	12	2		14			14	13			1		12	729.1	
	87	21	14	7		21	2		21	21			6	38.33	10	810.0	
	88	17	14	2	1	17			16	16			2		15	850.0	
	89	7	6	1		7			7	7			1		5	696.0	
	90	12	6	6		12			12	12			5	57.60	5	740.0	
	91	7	5	2		7			7	7			2		5	740.0	
	92	1															
	93	2															
	96	6	3	3		6			6	5			2		1		
	97	1															
	101	1															
	102	5	2	3		5			5	5			3	41.66	1		
	103	1															
	106	2															
	107	14	12	2		13			14	13			1		11	622.7	
	108	28	25	3		28			28	28			3	35.00	25	620.0	
	110	1															
	111	7	4	3		7			7	7			3	52.66	3	800.0	
	112	3	2	1		3			3	3			1		1		
	113	1															
	114	19	12	6		19		1	18	18	1		6	66.66	8	812.5	
	115	2															
	116	17	12	5		17	1		17	17			5	35.00	10	860.0	
	117	30	15	13	2	30	2		28	28			14	45.28	8	868.7	
	118	13	8	4	1	13			12	12			4	43.75	6	875.0	
	119	12	6	6		12	2		12	12			6	33.66	2		
	120	30	14	16		30	3		30	30			16	44.68	10	1265.0	
	121	47	29	18		46	5		47	46	2		18	37.16	24	714.1	
	122	35	25	10		35	3	1	35	35	1		9	34.44	20	698.0	
	123	37	22	15		36	7		37	37	3		13	40.00	18	722.2	
	124	29	24	5		26			29	29	1		5	50.00	22	881.8	
	125	27	22	5		27	2		27	27			5	36.40	22	805.9	
	126	17	16	1		17			17	17			1		15	832.6	
	127	3	2	1		3			3	3					2		
	128	1															
	130	1															
	131	9	1	8		9			9	1			8	17.25	1		
	134	4	3			3	1		3	3					3	383.3	
	135	8	5	3		8	5	2	8	8	1		3	34.66	5	502.0	
	136	2															
	137	7	6	1		7	4	1	7	7			1		6	441.6	
	138	6	6			6	3	1	6	6					6	533.3	
	139	5	5			5	2	1	5	5					5	490.0	
	140	4	3	1		3	1		4	3	1				2		
	141	1															
	142	5	3	2		4	4	3	5	5	1		2		2		
	143	3	3			2			3	3					3	816.6	
	144	2															
	145	2															
	146	7	5	2		7	1		7	6	1		2		4	725.0	
	147	4	4			4			4	4					4	620.0	
	148	29	23	6		29	4		29	29			6	34.16	20	588.0	
	149	17	13	4		17			17	17			3	43.33	12	675.0	
	150	11	10	1		10			11	11			1		10	580.0	
	151	1															
	152	9	7	2		9			9	9	1		2		5	890.0	

¹For renter - occupied dwelling units and vacant nonseasonal not dilapidated units, for rent.
²For owner - occupied dwelling units and vacant nonseasonal not dilapidated units, for sale only.

HOUSING—BLOCK STATISTICS

Table 3.—CHARACTERISTICS OF HOUSING FOR CENSUS TRACTS, BY BLOCKS: 1950—Con.

Census tract	Block	All dwelling units by occupancy and tenure					All dwelling units by condition and plumbing facilities			Occupied dwelling units			Contract monthly rent ¹		Value ² of one-dwelling-unit structures	
		Total	Owner occupied	Renter occupied	Vacant non-seasonal not dilap., for rent or sale	Other vacant and non-resident	Number reporting	No private bath or dilap.	No running water or dilap.	Total	Persons per room		Number reporting	Average monthly rent (dollars)	Number reporting	Average value (dollars)
											Number reporting	1.51 or more				
GA-24	153	5	5			5			5	5				5	6800	
	155	11	7	3	1	11			10	10	1	4	39.00	5	8000	
	156	17	13	4		16	1		17	17	1	3	50.00	12	6625	
	158	20	14	6		20			20	20		6	47.50	12	7291	
GA-25	3	20	20			20			20	20				20	9445	
	4	6	6			6			6	6				6	9150	
	5	14	13	1		14			14	14		1		13	9338	
	7	2														
	8	17	17			17			17	17				17	10782	
	9	18	17			17		1	17	17				17	12147	
	10	23	23			23			23	23				21	11052	
	11	16	16			16			16	16				16	11187	
	12	15	15			15			15	15				15	12866	
	13	25	18	7		25			25	25		7	88.14	17	14000	
	14	22	11	10		21		1	21	21			10	95.00	10	14400
	15	41	14	27		41			41	40			26	67.34	12	13150
	16	29	22	7		28			29	27			7	53.85	14	13214
	17	16	14	2		16			16	16	1		2		12	14208
	18	15	14	1		15			15	15			1		12	12000
	19	16	13	3		16		1	15	15			2		10	15550
	20	20	18	2		20			20	20			2		15	15433
	21	70	6	64		70		1	70	70			61	55.08	5	15000
	22	11	1	10		11			11	11			10	48.50	2	
	23	17	6	11		17			17	17			10	54.80	1	
	24	33	20	12		32		1	32	32			12	55.66	15	12233
	25	24	19	5		24			24	24			12	50.75	15	13400
	26	16	15	1		16			16	16			1		14	11928
	27	27	26	1		27			27	27			1		26	12634
	28	23	23			23			23	21			1		20	12575
	29	27	23	4		26			27	27			3	57.66	19	13052
	30	25	24	1		25			25	25	1		1		23	11847
	31	18	18			18			18	18			1		18	12000
	32	23	21	2		23			23	23			2		21	12095
	33	31	27	4		31			31	31			4	50.50	25	10500
	34	28	27	1		28			28	28			1		27	10555
	35	28	24	4		28			26	26			2		26	9942
	36	22	19	3		21		1	21	21					18	9777
	37	24	24			24			24	24					24	10291
	38	1														
	39	1														
	40	12	12			12			12	12					12	10000
	41	10	10			10			10	10					10	10100
	43	18	17	1		18			18	18					16	10625
	44	23	20	3		23			23	23			3	41.66	20	11100
	45	27	24	3		27			26	26			1		24	10833
	46	26	24	2		26			26	26			1		22	10636
	47	33	26	7		32			33	33			7	47.28	22	9136
	48	38	32	6		38			38	38			5	38.40	30	9600
	49	29	25	4		29			29	28			4	45.00	24	8250
	50	33	25	8		33			33	33			8	41.00	18	9055
	51	34	25	9		34		2	34	34			9	37.00	20	8990
	52	46	23	23		46		2	46	46			23	42.56	16	8625
	53	34	21	13		34		4	34	34			13	46.92	13	9692
	54	22	10	10		21			20	20			10	47.50	4	8000
	55	48	13	34		48			47	47			34	42.32	5	8400
	56	45	20	25		44			45	45			22	41.22	14	9792
	57	33	25	8		32			33	32			7	47.00	20	9060
	58	26	16	9		26			25	25			7	39.71	10	8450
	59	14	11	2		14			13	13			2		7	8928
	60	1														
	61	15	8	7		15			15	15			6	43.33	4	12125
	62	21	16	5		20			21	21			5	38.50	12	7608
	63	14	12	2		14			14	14			2		8	8000
	65	2														
	66	1														
	67	4	3	1		4			4	3			1		3	5733
	68	1														
	70	2														
	72	2														
	73	1														
	75	10	7	3		10			10	10			3	53.33	7	7557
	77	1														
	78	6	5	1		6			5	5					6	6216
	79	6	5	1		6			6	6			1		5	6360
	80	10	7	3		10			10	10			3	58.66	6	6083
	81	13	10	3		11			13	12			2		8	7437
	84	7	5	2		7			6	6			1		5	5500
	85	13	10	3		13			12	12			3	26.66	8	6000
	86	5	3	2		5			5	5			2		3	5333
	87	10	8	2		10			10	10			1		7	10828
	88	2														
	89	19	12	5		18			17	16			4	40.25	10	8450
	90	13	11	2		10			13	12			4		10	10900
	91	18	13	5		16			18	17			4	38.00	9	5411
	92	42	28	14		40			42	41			12	38.83	20	7200

¹For renter-occupied dwelling units and vacant nonseasonal not dilapidated units, for rent.
²For owner-occupied dwelling units and vacant nonseasonal not dilapidated units, for sale only.

Table 3.—CHARACTERISTICS OF HOUSING FOR CENSUS TRACTS, BY BLOCKS: 1950—Con.

Census tract	Block	All dwelling units by occupancy and tenure				All dwelling units by condition and plumbing facilities			Occupied dwelling units			Contract monthly rent ¹		Value ² of one-dwelling-unit structures		
		Total	Owner occupied	Renter occupied	Vacant non-seasonal not dilap., for rent or sale	Other vacant and non-resident	Number reporting	No private bath or dilap.	No running water or dilap.	Total	Persons per room		Number reporting	Average monthly rent (dollars)	Number reporting	Average value (dollars)
											Number reporting	1.51 or more				
GA-25	93	30	23	7		30			30	30		6	42.33	14	6,892	
	94	36	26	10		35	1		36	36	1	7	38.14	19	7,068	
	95	54	30	24		51	5		54	54	1	21	39.09	24	7,366	
	96	19	10	9		11	1	1	19	19		8	41.87	7	6,785	
	99	5	3	2		4			5	5		2		3	5,666	
	100	21	6	15		17			21	21	1	14	36.78	6	6,166	
	101	2														
	102	3	2	1		3			3	3					2	
	104	7	6	1		7	1	1	7	7			1		6	7,000
	105	7	4	3		4			7	7			2		4	8,000
	106	1														
	107	15	13	2		13	1		15	15		2		10	6,710	
	110	30	22	8		30	4	1	30	30		8	40.50	19	7,157	
	111	26	21	5		25	2	1	26	26	2	4	39.50	20	7,765	
	112	14	9	5		14	4		14	14		5	37.00	8	7,412	
	113	6	5	1		6	1	1	6	6		1		5	6,660	
	114	19	15	4		19	4	2	19	19	1	4	18.75	14	6,892	
	115	24	21	3		23	1	1	24	23		2		19	7,315	
	116	13	11	2		13			13	13		2		11	8,018	
	117	9	5	1	3	9			6	6		1		4	7,000	
118	13	8	2		10	5	1	13	13	2	5	34.60	2			
119	14	12	2		14			14	14	3	2		18	5,916		
120	22	20	2		22	4	1	22	22	1	1		19	6,473		
GA-26	5	10	3	6		9	2	2	9	9		6	48.33	2		
	6	2			1											
	8	21	15	5		20	3	1	20	20		5	33.00	14	5,678	
	9	14	11	1	1	1			20	19		7	33.57	8	5,975	
	11	13	11	1	1	1			14	14		1		13	6,261	
	12	30	11	1	2	30	3	1	28	28	1	13	43.53	16	6,518	
	13	17	16	1		17	1	1	17	16		5	38.80	11	5,954	
	14	18	14	4		18	1	1	18	18		4	37.00	12	5,500	
	15	10	4	5		10	3	3	10	10		5	34.20	4	5,250	
	16	5	4	1		5			5	5		1		4	6,750	
	17	7	7			7	2		7	7				7	5,857	
	19	1	1			1			1	1						
	21	5	5			5			5	5					5	6,000
	23	1	1			1			1	1						
	24	15	7	8		13	5	1	15	14	1	6	40.50	6	5,000	
	25	3	1	2		3	1	1	3	3		2		1		
	26	3	3			3	1		3	3					2	
	27	10	7	2		10			9	9		2		6	7,500	
	28	2	2			2			2	2						
	29	6	5	1		6			6	6		1		5	7,000	
	30	11	8	3		11	2	1	11	11		3	23.33	8	5,962	
	31	5	3	2		5	1	1	5	5	1	2		3	12,333	
	32	2				2			2	2						
	33	4	4			4			4	4					4	7,625
	34	3	3			3			3	3					3	7,166
	35	3	3			3			3	3					2	
	36	3	2	1		3			3	3		1				
	38	1	1			1			1	1						
	41	8	8			8			8	8					8	7,250
	42	9	7	2		9	1		9	9		2		6	6,633	
	43	17	9	8		16	5	4	17	16		4	42.50	4	5,425	
	44	17	13	4		17	2		17	17		8	37.50	11	8,772	
	45	17	14	3		17	1		17	17	3	3	46.66	14	7,557	
	46	13	11	1	1	13	1	1	12	12	2	2		10	7,750	
	47	24	17	7		24			24	24		7	68.57	13	7,123	
	48	14	13	1		14	2	2	14	14		1		12	6,916	
	49	13	10	2		13	3	3	12	12	1	2		8	5,725	
	50	20	15	4	1	20	5	1	19	19		4	37.50	14	7,035	
	51	23	20	2	1	23	3		22	22	1	2		20	10,475	
	55	56	55	1		55			56	56		1		55	10,954	
56	18	14	4		18	2	2	18	18		4	46.75	14	10,300		
57	26	25	1		26			25	25				25	10,004		
58	15	9	6		15	1	1	15	15		5	27.80	8	6,037		
59	22	18	4		22			22	22	1	4	33.00	15	6,266		
60	15	10	3	2	15	1	1	13	13		3	41.00	9	7,300		
61	27	22	5		27	2		27	27		5	46.80	19	7,373		
62	21	16	5		21	2	1	21	21		4	37.50	14	8,892		
63	17	12	2	1	17	3	2	14	14		2		10	7,350		
64	11	8	3		11			11	10			46.66	6	7,750		
65	15	11	4		12			15	13	1	4	40.25	9	7,933		
66	20	19	2		18			20	19		1		19	10,842		
67	30	28	2		30	2	2	30	29	1	4		24	11,220		
68	57	52	5		56			57	57			78.75	49	11,014		
69	30	14	15		28	7	2	29	28	1	13	39.46	17	7,363		
70	24	19	5		24	1	1	24	24			41.75	11	7,117		
71	23	14	9		22	3	1	23	22		9	37.77	9	8,272		
72	31	21	10		30	1		31	31		9	45.22	16	7,875		
73	44	15	29		43	3	1	44	44		24	44.66	4	10,625		
75	5	5			4			5	5				5	2,400		
76	14	8	6		14	4	1	14	14	1	4	40.00	6	6,250		
77	26	19	7		22	2	2	26	25	2	5	45.80	15	6,973		

¹For renter - occupied dwelling units and vacant nonseasonal not dilapidated units, for rent.
²For owner - occupied dwelling units and vacant nonseasonal not dilapidated units, for sale only.

HOUSING—BLOCK STATISTICS

Table 3.—CHARACTERISTICS OF HOUSING FOR CENSUS TRACTS, BY BLOCKS: 1950—Con.

Census tract	Block	All dwelling units by occupancy and tenure					All dwelling units by condition and plumbing facilities			Occupied dwelling units			Contract monthly rent ¹		Value ² of one-dwelling-unit structures	
		Total	Owner occupied	Renter occupied	Vacant non-seasonal not dilap., for rent or sale	Other vacant and non-resident	Number reporting	No private bath or dilap.	No running water or dilap.	Total	Persons per room	Occupied by non-white	Number reporting	Average monthly rent (dollars)	Number reporting	Average value (dollars)
GA-26	78	15	12	3		15			15	14		2		12	5441	
	79	20	14	6		20			20	20		1	27.16	14	7135	
	80	12	12			12			12	12	1			12	7768	
	81	9	8	1		9			9	9				8	7450	
	83	3	3			3			3	3				3	9333	
	84	26	20	4		26	5	4	24	24	2	2	41.00	20	5295	
	85	18	11	7		17	1	1	18	18	2	7		11	7236	
	86	8	6	2		8	4	2	8	8	2	2		6	5166	
	87	21	17	3		21	4	4	20	20	1	3	51.00	16	6093	
	88	9	9			9			9	9				8	8500	
	89	4	3	1		4			4	4		1		3	12333	
	90	9	8	1		9			9	9		1		7	14042	
	91	20	20			20			20	20				20	11385	
	92	16	15			16		1	15	15				15	13500	
	93	18	18			18			18	18				18	11777	
	94	20	19	1		20			20	20		1		18	12333	
	95	23	23			23			23	23				23	10426	
	96	12	11	1		12			12	12		1		11	12863	
	97	9	8			9		1	8	8	1			8	11437	
	98	19	18	1		19			19	19				18	11405	
	99	23	21	1		23		1	22	22		1		20	11695	
	100	18	18			18			18	18				18	12222	
	101	22	21	1		22			22	22		1		21	11600	
	102	19	18	1		19			19	19		1		18	11283	
	104	2														
	105	6	6			6			6	6				5	5300	
	106	14	11	3		12	1		14	14		1		11	5854	
	107	3	2			3		1	2	2				2		
	108	5	4	1		5		2	5	5				4	5875	
	109	13	13			13			13	13				13	8838	
	110	5	4	1		5		1	5	5				4	6400	
	112	5	4			5		1	4	4				4	6125	
	113	9	6	3		9		1	9	9		3	47.00	5	6800	
	114	24	19	4		23	6	3	23	22		1	35.00	18	5222	
	115	5	3	2		4			5	5		1		3	7333	
	116	17	13	4		17		1	16	16		3	50.00	12	6516	
	117	7	4	2		7		1	6	6		1		2		
	118	2														
	119	1														
	120	12	11	1		12			12	12				10	10300	
	121	24	18	6		24	1	1	24	24		1	41.80	15	8873	
	122	38	32	6		38	5	5	38	38		1	37.00	28	6882	
	123	34	29	5		34			34	34		5	39.20	25	8576	
	124	16	11	5		16		5	11	11				11	9854	
	126	8	7	1		8		1	7	7				7	5542	
	127	7	6	1		7		2	7	7				6	6250	
	128	19	18	1		19		1	18	18		1		17	8858	
	130	27	20	7		27		1	27	27		4	30.25	17	6017	
131	12	11	1		12		1	12	12		1		11	5390		
133	7	5	2		7			7	7		1		4	5825		
134	2															
135	2															
136	3	3			3			3	3				3	7833		
137	7	7			7		1	7	7				7	5900		
138	11	9	2		11		1	11	11		2		9	6722		
139	10	10			10		2	10	10		2		6	6300		
140	14	14			14		2	14	14		1		13	5346		
141	10	9	1		10		2	10	10		1		9	5333		
142	8	5	3		8		2	8	8		3	39.00	5	7700		
143	8	8			8		1	8	8				8	7687		
144	2															
145	3	3			3		1	3	3		1		3	8000		
146	4	2	2		4		3	4	4				2			
147	6	4	2		6		5	6	6		1		2	2833		
148	9	5	3		9		3	6	6		2		1			
GA-27	1	36	29	7		36			36	32		3	39.66	25	7716	
	2	29	20	9		29		1	29	28		3	43.88	15	7773	
	3	21	14	7		21			21	21			9	7444		
	4	31	16	15		31		1	31	31		1	15	9000		
	5	37	24	13		37			37	37			16	8437		
	6	28	22	6		28			28	28		1	12	8941		
	7	33	22	11		33			33	35		1	12	6536		
	8	18	11	7		18			18	18		1	12	7423		
	9	11	8	3		11			11	11		3	26.33	5	10400	
	11	8	8			8			8	8				8	8837	
	12	10	8	2		10			10	10		2		7	9571	
	14	5				5			5	5				5	8780	
	15	3	2	1		3			3	3		1		1		
	16	4	1	3		4			4	4				4	7750	
	17	19	16	3		19			19	19		3	53.33	16	7975	
	18	18	14	4		18		2	16	16		2		14	7750	
	19	4	4			4			4	4				4	6750	
	20	13	11	2		13		1	13	13		2		10	6050	
21	15	13	2		15		2	15	15		1		12	5183		
22	16	15	1		16		2	16	16		1		15	5393		

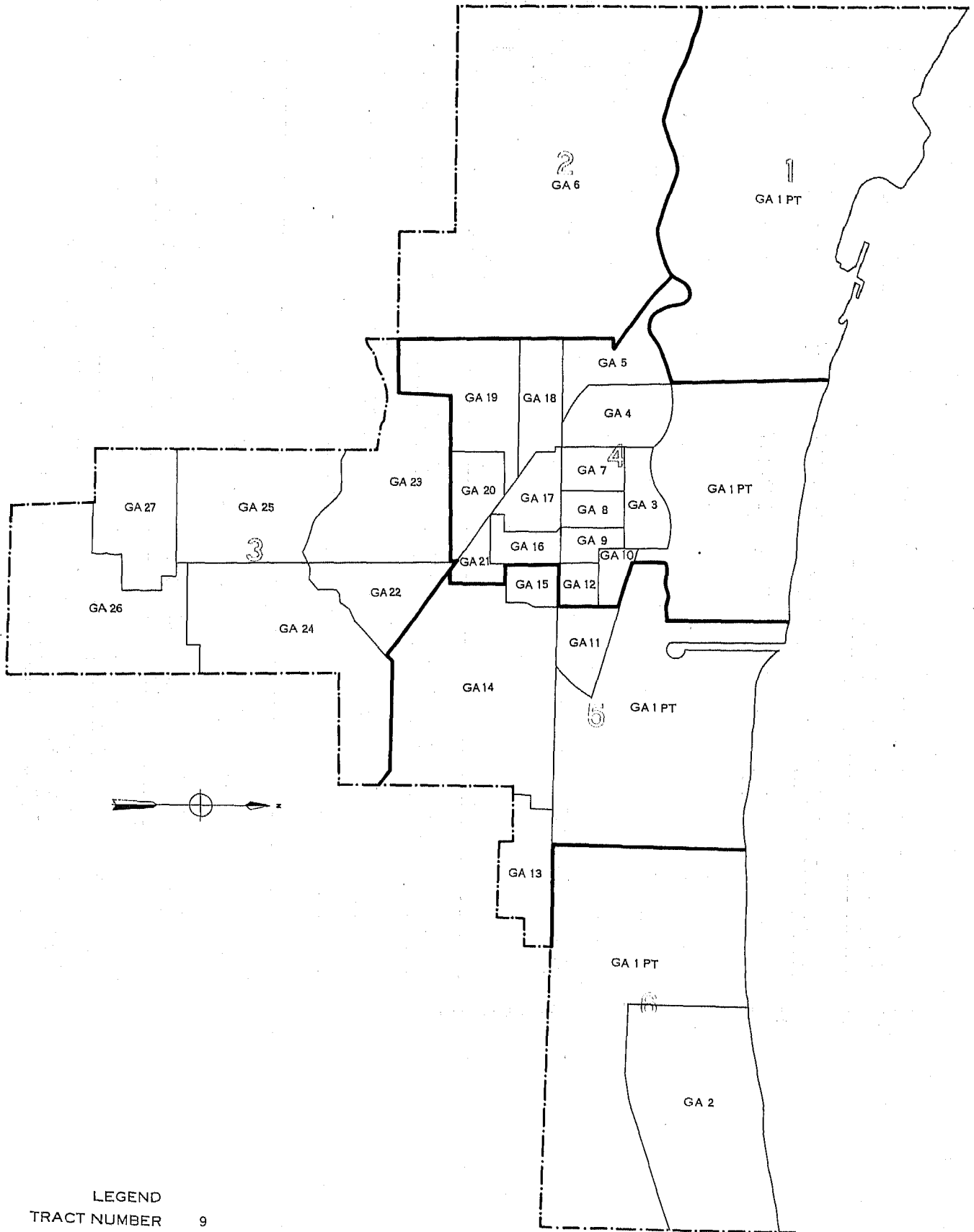
¹For renter-occupied dwelling units and vacant nonseasonal not dilapidated units, for rent.
²For owner-occupied dwelling units and vacant nonseasonal not dilapidated units, for sale only.

Table 3.—CHARACTERISTICS OF HOUSING FOR CENSUS TRACTS, BY BLOCKS: 1950—Con.

Census tract	Block	All dwelling units by occupancy and tenure					All dwelling units by condition and plumbing facilities			Occupied dwelling units			Contract monthly rent ¹		Value ² of one-dwelling-unit structures	
		Total	Owner occupied	Renter occupied	Vacant non-seasonal not dilap., for rent or sale	Other vacant and non-resident	Number reporting	No private bath or dilap.	No running water or dilap.	Total	Persons per room		Number reporting	Average monthly rent (dollars)	Number reporting	Average value (dollars)
											Number reporting	1.51 or more				
GA-27	23	2							3	3					3	5,166
	25	3							3	3					3	8,000
	33	3							3	3					3	8,611
	34	12	11	1		12			12	12			1		9	11,431
	35	23	22	1		23			23	23			1		22	10,842
	36	22	20	2		20			21	21	1		2		19	9,131
	37	28	23	5		27	3	1	28	28			5	51.20	19	7,900
	38	10	7	3		10			9	9			3	45.00	5	9,315
	39	57	41	16		56	1		57	57	1		14	48.00	36	8,250
	40	27	17	10		27	3	1	27	27	1		10	43.80	12	7,785
	41	28	18	10		28	1	1	28	28	1		9	41.11	14	8,500
	42	16	8	8		16			16	16	1		3	45.00	4	7,625
	43	12	9	3		11			12	12			3	42.33	8	10,894
	44	32	21	11		31	1	1	32	32	1		9	44.88	19	8,500
	45	17	16	1		17			17	17			1		16	8,530
	46	21	17	4		21	1		17	17					20	13,923
	47	15	13	2		15			14	14					13	9,904
	48	34	26	8		33	1		34	34			8	52.87	21	10,100
	49	20	14	6	1	20	2		19	19			4	47.75	10	10,550
	50	31	18	13		31			31	31			10	45.00	12	9,435
	51	21	18	3		21			21	21			3	41.00	15	9,075
	52	17	15	2		17			17	17			2		14	16,107
	53	14	14			14			14	14					14	13,937
	54	28	27	1		27			28	28			1		24	10,527
	55	23	22	1		23			23	23			1		17	12,005
	56	28	21	6		27	2		27	27	1		6	70.83	17	8,514
	57	22	22			22			22	22					16	8,968
	58	25	18	7		24	1	1	25	25			5	43.60	23	9,282
	59	26	22	4		25			26	26			1		24	9,291
	60	25	24	1		25			25	25	1		1		20	9,075
	61	22	20	2	1	22			21	21					15	9,366
	62	20	18	2		19			20	20			1		12	9,625
	63	18	17	1		18		3	18	18					12	9,450
	64	19	14	5		18			19	19	1		5	44.40	13	7,738
	65	14	13	1		14			14	14			1		13	10,363
	66	23	16	7		22			22	22			6	49.33	12	9,141
	67	28	22	6	1	27	1		27	27	1		5	34.60	18	10,444
	68	22	15	7		22			22	22			6	22.33	18	11,027
	69	27	20	7		26			27	27			6	42.33	18	13,416
	70	26	20	6		26			26	26			5	66.25	15	14,466
	71	23	18	5		23			22	22			4	51.66	18	12,055
	72	21	19	2		21			20	20			3	32.00	18	9,280
	73	24	18	6		23			24	24			4	56.75	22	9,186
	74	29	23	6		28			29	29			4	38.25	12	9,166
	75	29	23	6		28			29	29			4	79.37	5	11,200
	76	46	36	10		44			44	44			9		7	26,714
	77	16	16		2	16			16	16	1		1		18	21,972
	78	7	7		6	7			7	7					9	21,111
	79	19	19			19			19	19					9	14,523
	80	9	9			9			9	9					17	12,000
	82	28	24	4		28			28	28			2	62.75	19	10,278
	83	21	19	2		21			21	21	1		2		13	11,769
	84	21	20	1		21			21	21			3	41.66	15	13,266
	85	18	15	3		18			18	18			3		3	12,500
	86	15	15			15			15	15					11	11,254
	87	3	3			3			3	3					21	12,823
	88	12	11	1		12			11	11			2		11	10,909
	89	24	20	4	1	24			23	23			2		32	11,396
	90	11	10	1		11			11	11			1		14	7,392
	91	34	32	2	1	34		2	33	33			11	45.90	42	8,504
	92	29	18	11		28		2	29	29			9	33.77	17	12,441
	93	57	47	10		56		4	56	56	1		3	49.33	5	21,000
	94	22	19	3		22			22	22					17	23,323
	95	5	5			5			5	5					17	20,250
	96	17	17			17			17	17					8	
	97	8	8			8			8	8						

¹For renter - occupied dwelling units and vacant nonseasonal not dilapidated units, for rent.
²For owner - occupied dwelling units and vacant nonseasonal not dilapidated units, for sale only.

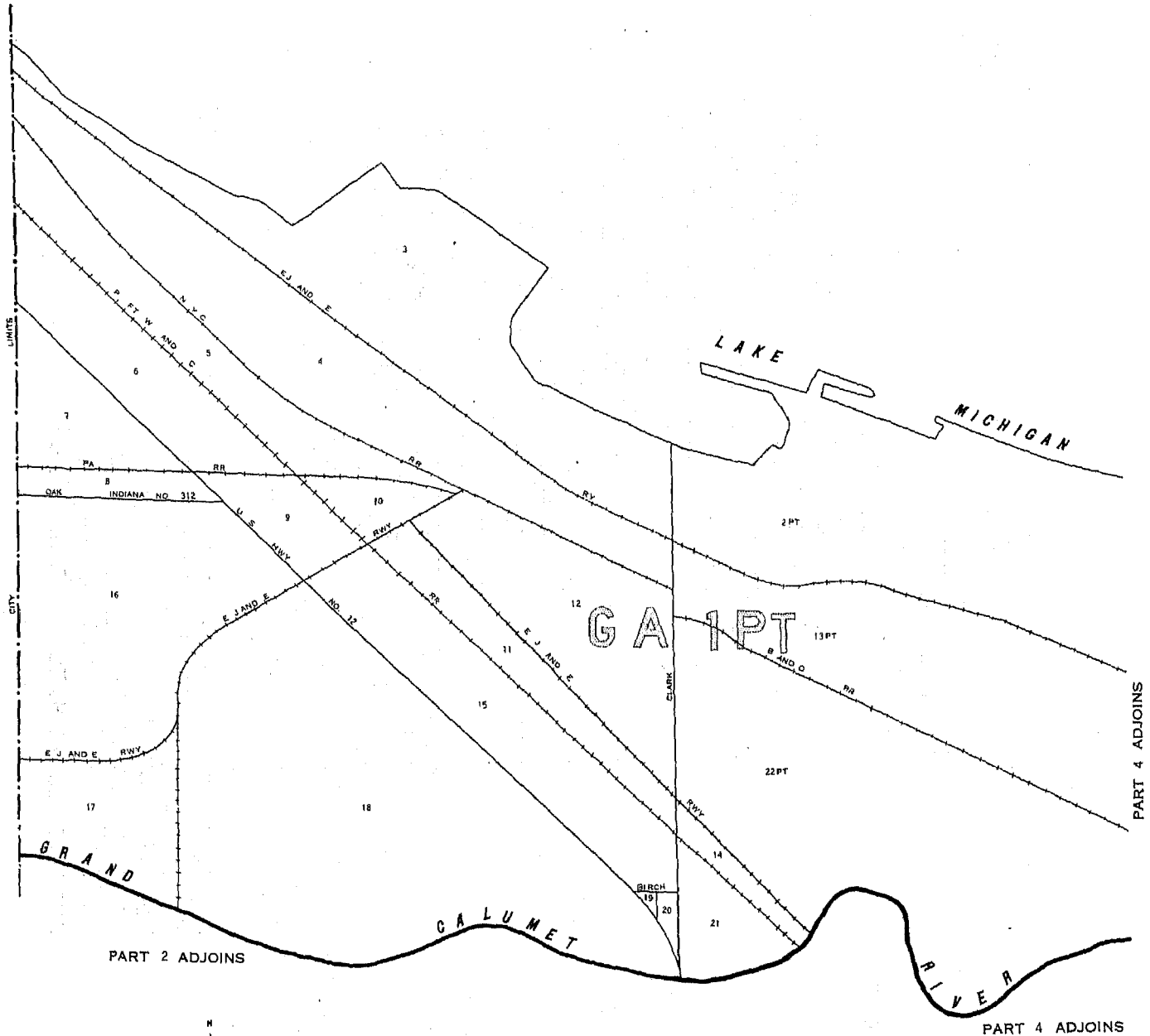
GARY, INDIANA, BY CENSUS TRACTS: 1950
KEY MAP



LEGEND
TRACT NUMBER 9
PART NUMBER 1

GARY, INDIANA, BY CENSUS TRACTS AND BLOCKS: 1950

PART 1 OF 6 PARTS



LEGEND

BLOCK NUMBERS

TRACT NUMBERS

TRACT BOUNDARIES

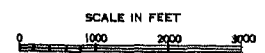
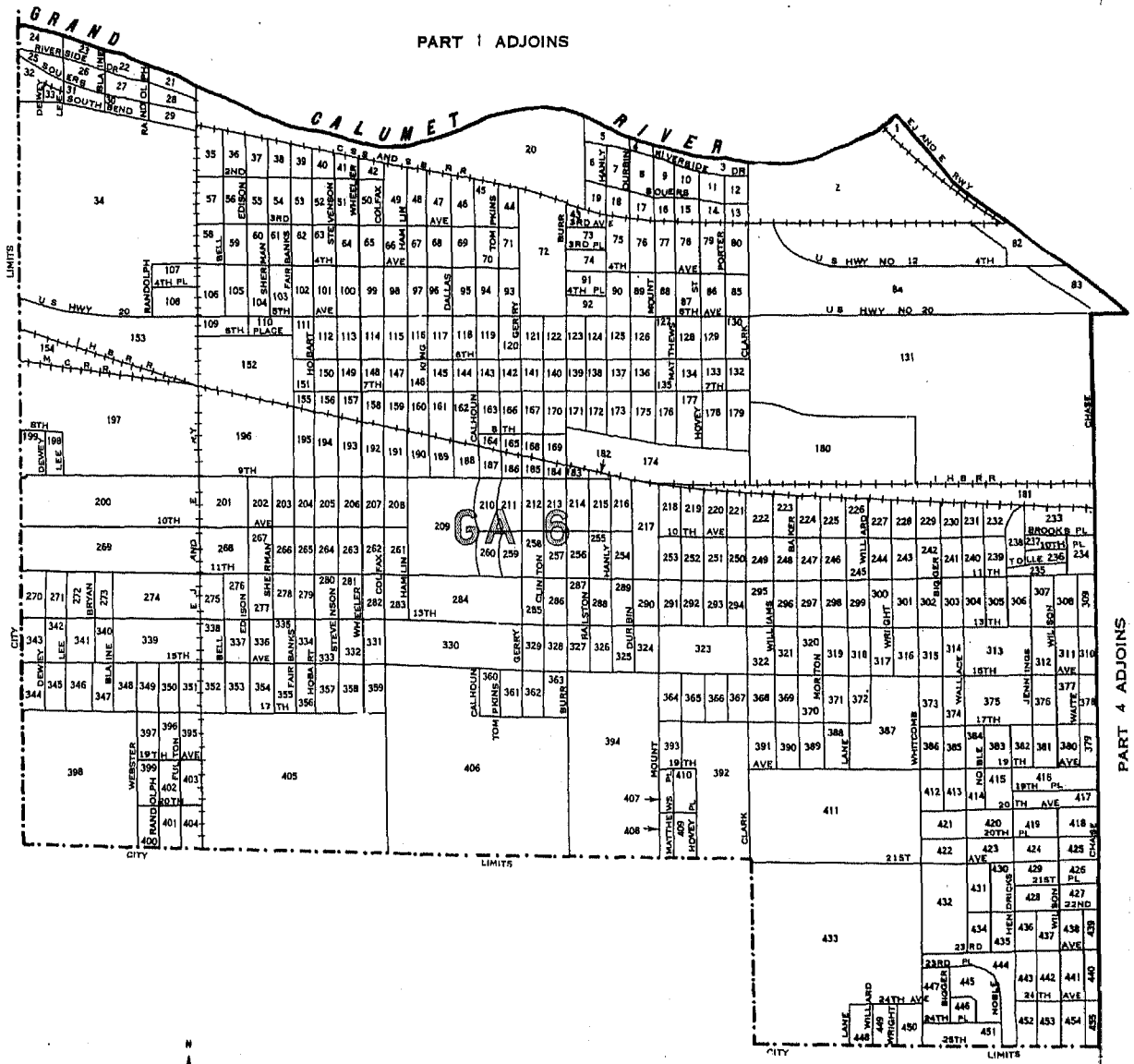
U.S. DEPARTMENT OF COMMERCE, BUREAU OF THE CENSUS

25

2

GARY, INDIANA, BY CENSUS TRACTS AND BLOCKS: 1950

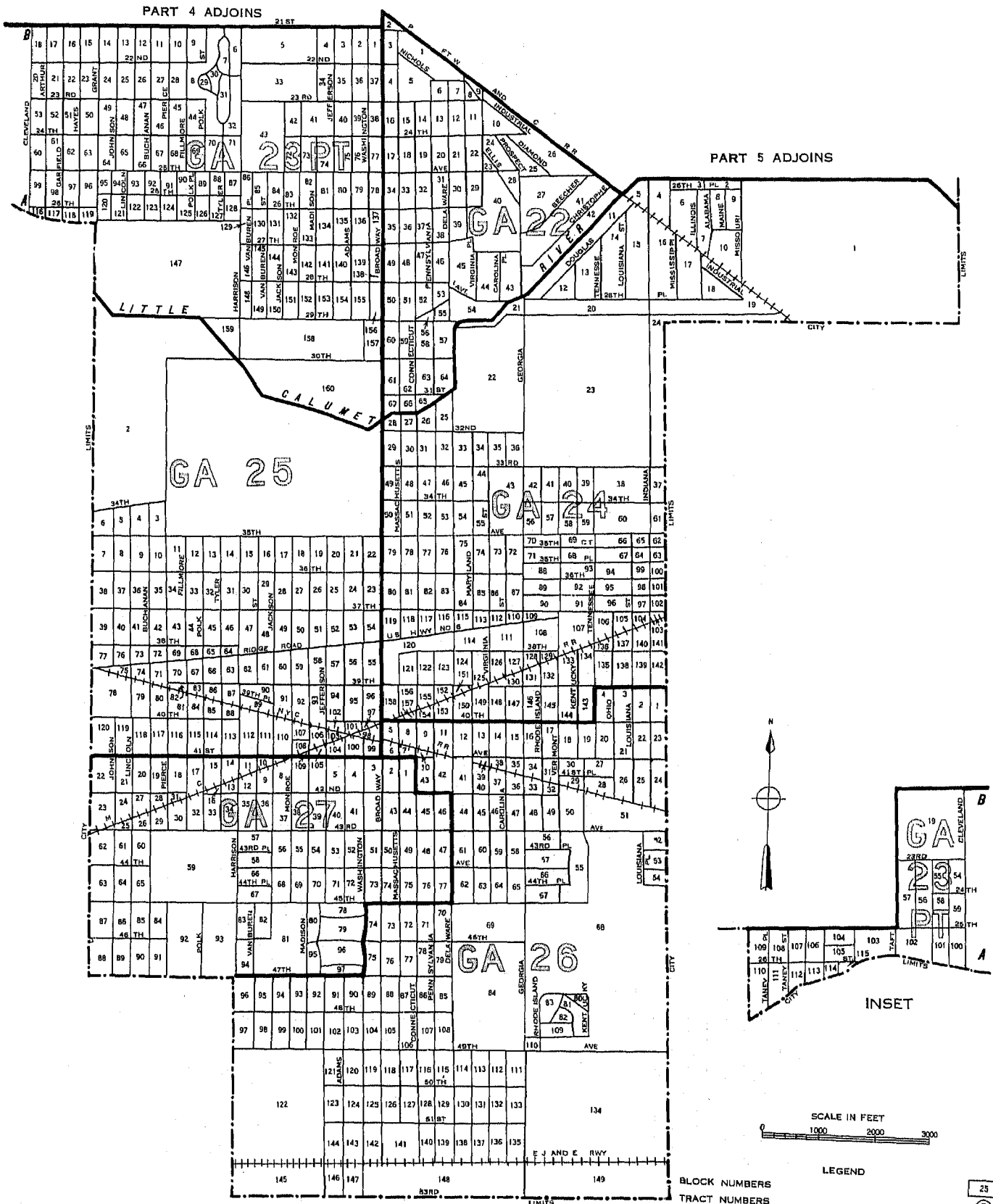
PART 2 OF 6 PARTS



LEGEND
BLOCK NUMBERS
TRACT NUMBERS
TRACT BOUNDARIES
U.S. DEPARTMENT OF COMMERCE, BUREAU OF THE CENSUS

GARY, INDIANA, BY CENSUS TRACTS AND BLOCKS: 1950

PART 3 OF 6 PARTS



BLOCK NUMBERS
TRACT NUMBERS
TRACT BOUNDARIES
U.S. DEPARTMENT OF COMMERCE, BUREAU OF THE CENSUS

25
2

GARY, INDIANA, BY CENSUS TRACTS AND BLOCKS: 1950

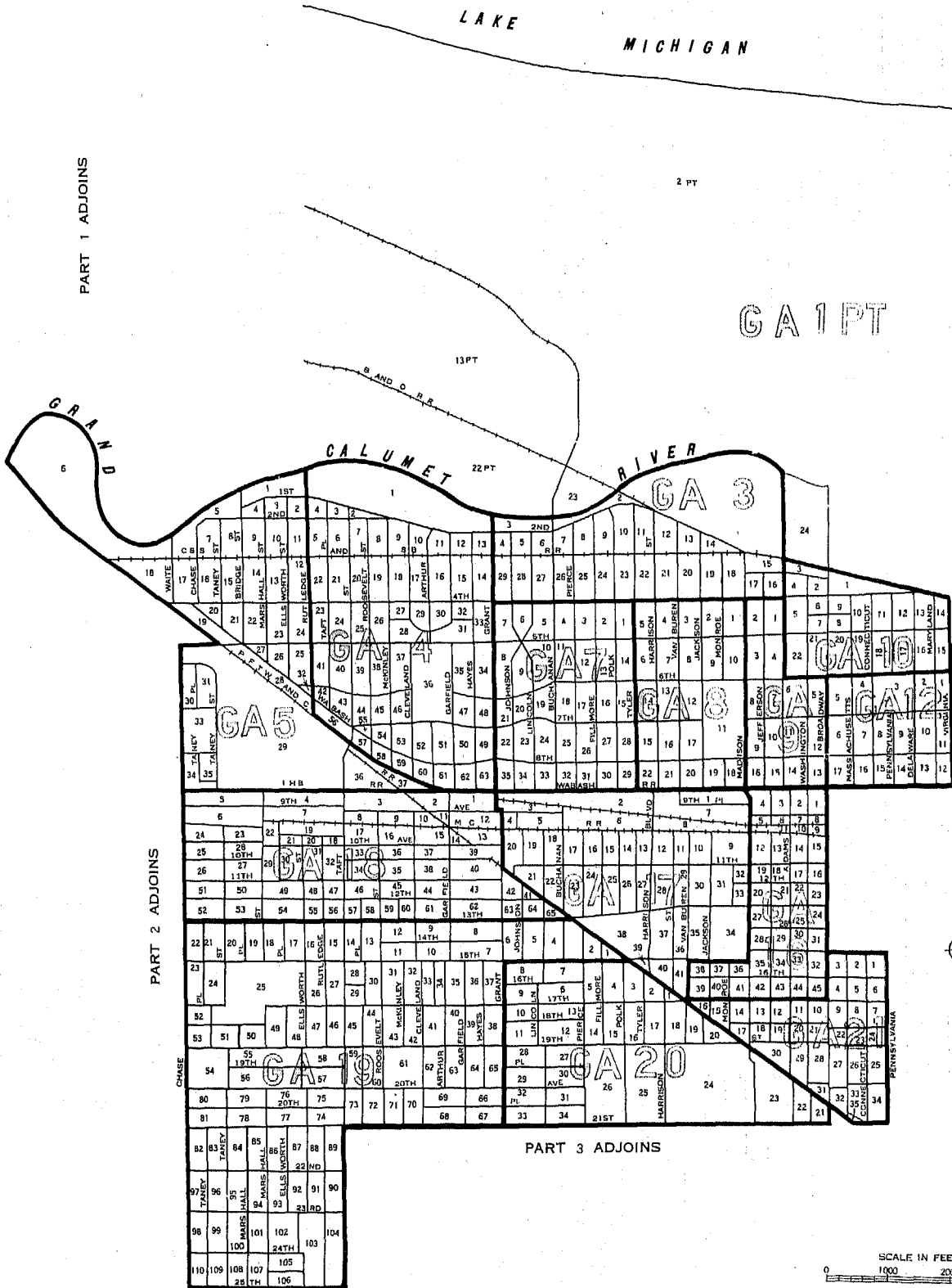
PART 4 OF 6 PARTS

LAKE MICHIGAN

2 PT

PART 1 ADJOINS

GA 1 PT




PART 5 ADJOINS

PART 2 ADJOINS

PART 3 ADJOINS

SCALE IN FEET



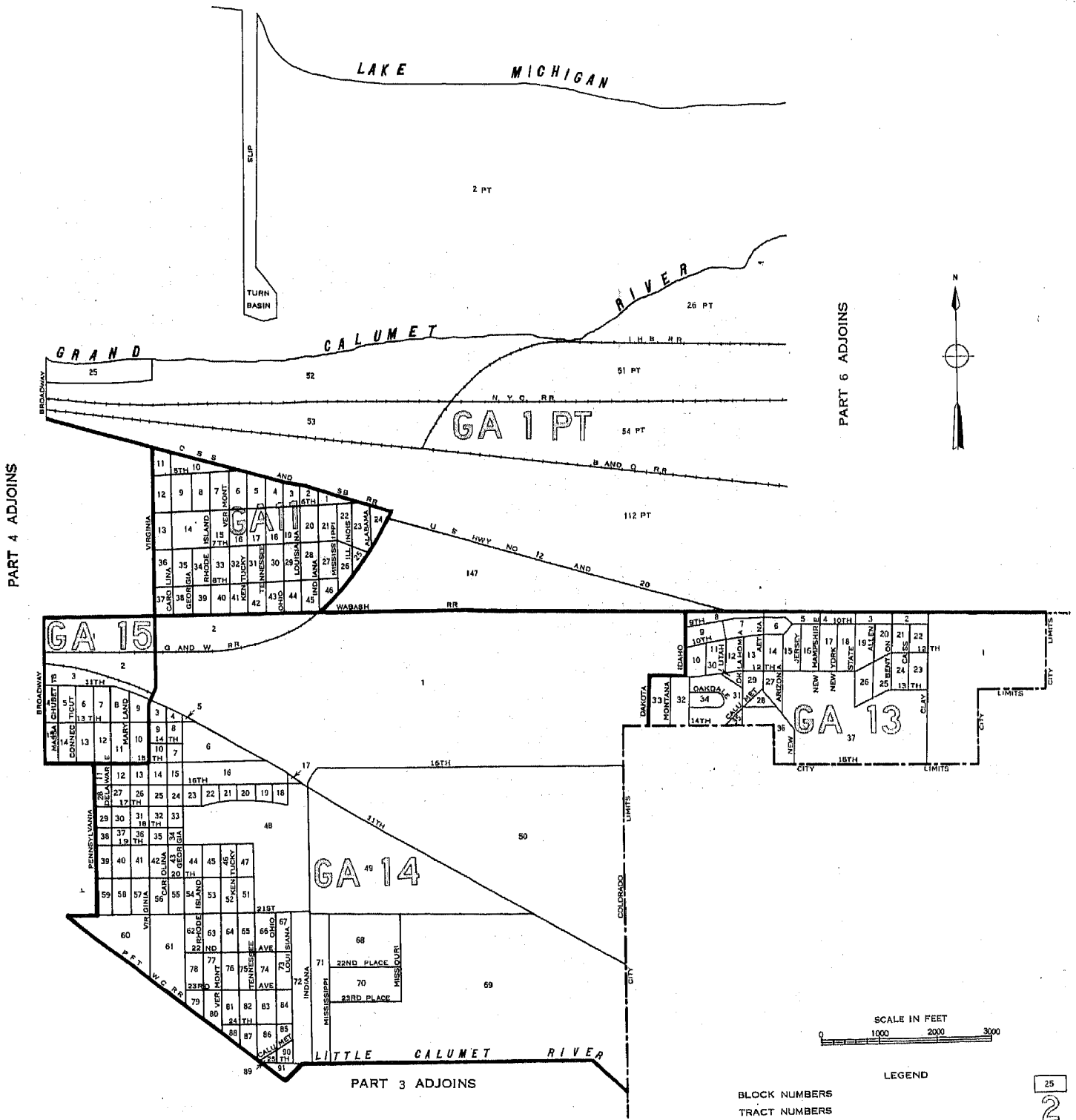
LEGEND

- BLOCK NUMBERS
- TRACT NUMBERS
- TRACT BOUNDARIES
- U.S. DEPARTMENT OF COMMERCE, BUREAU OF THE CENSUS



GARY, INDIANA, BY CENSUS TRACTS AND BLOCKS: 1950

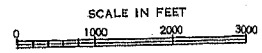
PART 5 OF 6 PARTS



PART 6 ADJOINS

PART 4 ADJOINS

PART 3 ADJOINS

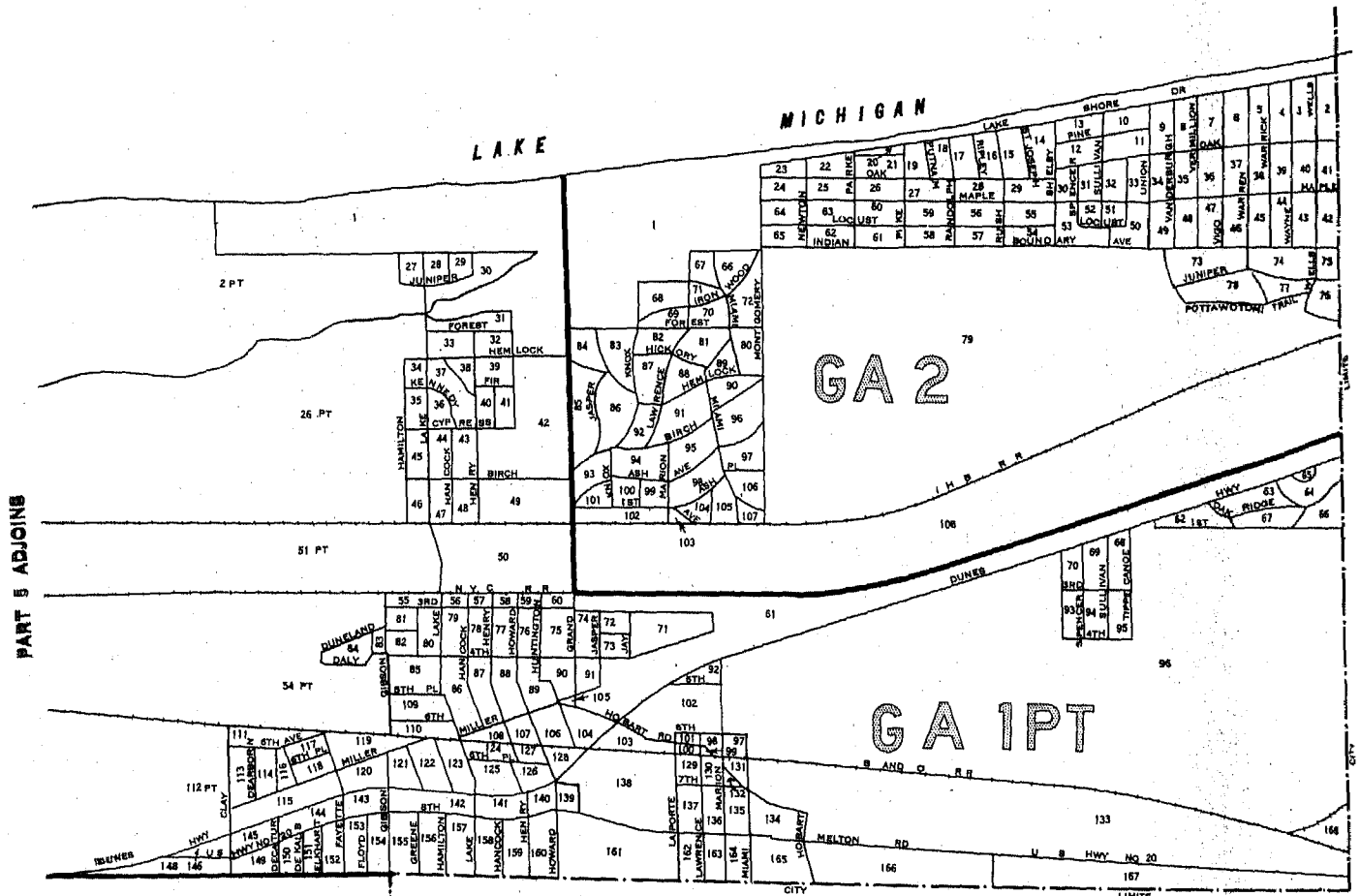


LEGEND

- BLOCK NUMBERS
- TRACT NUMBERS
- TRACT BOUNDARIES
- U.S. DEPARTMENT OF COMMERCE, BUREAU OF THE CENSUS

GARY, INDIANA, BY CENSUS TRACTS AND BLOCKS: 1950

PART 6 OF 6 PARTS



LEGEND

BLOCK NUMBERS


TRACT NUMBERS

TRACT BOUNDARIES

U.S. DEPARTMENT OF COMMERCE, BUREAU OF THE CENSUS

1950 UNITED STATES CENSUS OF HOUSING

U. S. DEPARTMENT OF COMMERCE • BUREAU OF THE CENSUS



GLENDAL, CALIF. **BLOCK**
STATISTICS

U. S. CENSUS OF HOUSING: 1950

Volume

- I General Characteristics
- II Nonfarm Housing Characteristics
- III Farm Housing Characteristics
- IV Residential Financing
- V Block Statistics

Housing statistics for census tracts are to be included in the Population reports on census tracts.

U. S. CENSUS OF POPULATION: 1950

Volume

- I Number of Inhabitants
- II Characteristics of the Population

Succeeding volumes will cover the following subjects:

Census Tracts, Nativity and Parentage, Nonwhite Population by Race, Persons of Spanish Surname, Institutional Population, Differential Fertility, Labor Force Characteristics, Occupation, Industry, Income, Internal Migration, Education, Characteristics of Families and Households.

UNITED STATES CENSUS of HOUSING : 1950
U. S. DEPARTMENT OF COMMERCE BUREAU OF THE CENSUS
CHARLES SAWYER, Secretary ROY V. PEEL, Director



BLOCK STATISTICS

GLENDALE
CALIFORNIA

Prepared under the supervision of
Howard G. Brunzman, Chief
Population and Housing Division

1950 HOUSING CENSUS REPORT
VOLUME V, PART 71

UNITED STATES GOVERNMENT PRINTING OFFICE 1952

BLOCKS • CENSUS TRACTS



BUREAU OF THE CENSUS

ROY V. PEEL, *Director*

A. ROSS ECKLER, *Deputy Director*
HOWARD C. GRIEVES, *Assistant Director*
CONRAD TAEUBER, *Assistant Director*
MORRIS H. HANSEN, *Assistant Director for Statistical Standards*
ROBERT Y. PHILLIPS, *Assistant Director for Operations*
CALVERT L. DEDRICK, *Coordinator, International Statistics*
FRANK R. WILSON, *Information Assistant to the Director*

Population and Housing Division—

HOWARD G. BRUNSMAN, *Chief*
WAYNE F. DAUGHERTY, *Assistant Chief for Housing*
ROBERT B. VOIGHT, *Assistant Chief for Operations*
HENRY S. SHRYOCK, Jr., *Assistant Chief for Population*
EDWIN D. GOLDFIELD, *Program Coordinator*

Quality and Equipment Statistics—Robert C. Hamer, *Chief*
Inventory Statistics—Carl A. S. Coan, *Chief*
Developmental Programs—J. Hugh Rose, *Chief*
Residential Financing—Junia H. Honnold, *Chief*
Territories and Possessions—Joel Williams, *Chief*
Statistical Sampling—Joseph Steinberg, *Chief*
Statistical Procedure—Morton A. Meyer, *Chief*
Processing Operations—Milton D. Lieberman, *Chief*

Administrative Service Division—WALTER L. KEHRES, *Chief*
Agriculture Division—RAY HURLEY, *Chief*
Budget Officer—CHARLES H. ALEXANDER
Business Division—HARVEY KAILIN, *Acting Chief*
Field Division—LOWELL T. GALT, *Chief*
Foreign Trade Division—J. EDWARD ELY, *Chief*
Geography Division—CLARENCE E. BATSCHULET, *Chief*
Governments Division—ALLEN D. MANVEL, *Chief*
Industry Division—MAXWELL R. CONKLIN, *Chief*
Machine Tabulation Division—C. F. VAN AKEN, *Chief*
Personnel Division—HELEN D. ALMON, *Chief*

SUGGESTED IDENTIFICATION

U. S. Bureau of the Census. *U. S. Census of Housing: 1950. Vol. V, Block Statistics, Part 71.*
U. S. Government Printing Office, Washington, D. C., 1952

For sale by the Superintendent of Documents, U. S. Government Printing Office, Washington 25, D. C.,
or any of the Field Offices of the Department of Commerce - Price 15 cents

PREFACE

This report presents statistics on characteristics of dwelling units by blocks for the city. The tabulations are based on data from the 1950 Census of Housing, taken as of April 1, 1950. Authorization for the 1950 Census of Housing as part of the Seventeenth Decennial Census was provided by the Housing Act of 1949, approved July 15, 1949.

The major portion of the information compiled from the 1950 Census of Housing appears in Volume I, *General Characteristics*; Volume II, *Nonfarm Housing Characteristics*; Volume III, *Farm Housing Characteristics*; Volume IV, *Residential Financing*; and Volume V, *Block Statistics*. Volume V consists of separate reports, issued as bulletins for each of the 209 cities which in 1940 or in a subsequent census had a population of 50,000 or more. These reports will not be bound into a single publication.

The subjects covered in both the 1950 and 1940 reports on characteristics of dwelling units by blocks are substantially similar.

This report was prepared under the direction of Howard G. Brunsman, Chief, Population and Housing Division, and Wayne F. Daugherty, Assistant Chief for Housing. Robert C. Hamer, Chief, Quality and Equipment Statistics Section, was in charge of coordinating the content and the format of the report with assistance from Carl A. S. Coan, Chief, Inventory Statistics Section; Floyd D. McNaughton, Chief, Equipment and Facilities Unit; Beulah Washabaugh, Chief, Tenure and Vacancy Unit; and Walter A. Hines. The compilation of the statistics was under the supervision of Robert B. Voight, Assistant Chief for Operations.

The collection of the information on which these statistics are based was under the supervision of Lowell T. Galt, Chief, Field Division. The geographic work, including the assignment of all block numbers and the preparation of maps, was under the supervision of Clarence E. Batschelet, Chief, Geography Division. The data were tabulated under the supervision of C. F. Van Aken, Chief, Machine Tabulation Division.

March 1952.

GLENDALE, CALIF.

CONTENTS

INTRODUCTION

	Page		Page
General.....	1	Definitions and explanations—Continued	
Related reports.....	1	Condition and plumbing facilities.....	2
Census tracts.....	1	Persons per room.....	2
Use of data.....	1	Color of occupants.....	2
Comparability with 1940 Housing Census data.....	1	Contract monthly rent.....	2
Definitions and explanations.....	1	Value of one-dwelling-unit structures.....	2
Dwelling unit.....	1	Number reporting.....	2
Occupancy and tenure.....	2	Block identification.....	2

TABLES

	Page
Table 1.—Characteristics of housing for the city: 1950.....	3
Table 2.—Characteristics of housing by census tracts: 1950.....	3
Table 3.—Characteristics of housing for census tracts, by blocks: 1950.....	4

Map of city, by blocks, appears following last page of tables.

BLOCK STATISTICS

INTRODUCTION

GENERAL

Volume V of the Reports on Housing consists of a separate report for each of the 209 cities which in 1940, or in a subsequent census prior to 1950, had a population of 50,000 or more. Each report presents for the city, by blocks, tabulations for a limited number of subjects obtained in the Census of Housing. The subjects in these reports are similar to those in the block statistics supplements to Volume I of the reports of the 1940 Census of Housing. The subjects in this report present the number of dwelling units classified by occupancy and tenure, condition and plumbing facilities, persons per room, color of occupants, average contract monthly rent of renter-occupied and selected vacant units, and the average value of one-dwelling-unit owner-occupied and selected vacant structures. In table 1, the statistics for these subjects are summarized for the city. Table 2 contains the statistics for census tracts. In table 3, the data are presented by blocks within census tracts. Maps identifying the location of each block and the census tract boundaries are a part of this report.

Related reports.—Related statistics for this city are contained in the Reports on Housing, Volume I, *General Characteristics*; and in the Reports on Population, Volume I, *Number of Inhabitants*, and Volume II, *Characteristics of the Population*.

The Reports on Housing for each State in Volume I present data on the characteristics of dwelling units for the State by residence (urban, rural nonfarm, and rural farm), for standard metropolitan areas, urbanized areas, counties, for urban places, places of 1,000 to 2,500 inhabitants, and rural-nonfarm and rural-farm dwelling units for each county. Each report includes the following subjects: occupancy, tenure, race of occupants, type of structure, year built, condition and plumbing facilities, water supply, toilet and bathing facilities, number of rooms, number of persons, persons per room, electric lighting, heating equipment, heating and cooking fuels, refrigeration equipment, kitchen sink, radio, television, and, for nonfarm units, the contract monthly rent, gross monthly rent, and value of one-dwelling-unit structures.

Volume I of the Reports on Population shows the 1950 population of each county and of each minor civil division within the county. It also contains figures for each incorporated place, for each unincorporated place with 1,000 or more inhabitants, and for incorporated places of 5,000 or more by wards. A special series of tables presents data for each urbanized area giving the incorporated places and portions of minor civil divisions within it.

Volume II of the 1950 Population Reports contains statistics on the general characteristics of the population. Chapter A of this volume repeats the figures on number of inhabitants as shown in Volume I; Chapter B presents demographic, economic, and social characteristics of the population; and Chapter C gives more detailed cross-classifications for States and large cities and standard metropolitan areas.

Census tracts.—Census tracts are small areas into which certain large cities have been subdivided for statistical and local administrative purposes. In most cases the tracts are permanently established, so that comparison may be made from census to census. The boundaries of tracts are established so as to include approximately equal numbers of inhabitants or equal areas; and each tract is designed to represent an area that is fairly

homogeneous in population characteristics. Although the tracted areas of some cities extend into the suburbs, the data shown in this report are restricted to the tracts within the corporate limits of the city.

Use of data.—The tabulation of housing characteristics for areas as small as city blocks provides descriptive material of considerable value for technical studies of housing in the city. The statistics will be useful in compiling totals for special types of areas that may be defined to meet the requirements of individual investigators. Users of the data should bear in mind that in practically all cases the data for a given block represent the work of only one enumerator. Consequently, housing characteristics for blocks are subject to a wider margin of error than is to be expected in the figures for tracts or wards which represent returns made by a number of enumerators. Misinterpretation of instructions by one enumerator may cause a significant bias in the statistics for a block even though it may have a negligible effect upon the figures for larger areas. In particular, the enumeration of "condition" depended to a considerable extent upon the judgment of the individual enumerator. Also, failure to indicate the correct block number for a significant number of dwelling units may introduce errors into the block data.

Comparability with 1940 Housing Census data.—In the 1940 Census of Housing, reports entitled "Block Statistics" were issued as supplements to the first series of Housing bulletins. These supplements consisted of separate reports for each of the 191 cities which had 50,000 inhabitants or more in 1930.

In the 1950 reports, the block numbers used are different, in most cases, from those used in the 1940 reports. Therefore, to compare 1940 and 1950 data for a given block, it is necessary to locate the block on the maps to obtain the corresponding 1940 and 1950 block numbers.

The subjects in both the 1940 and 1950 reports are substantially similar. However, data on number of structures, year built, and mortgage status have been omitted from the 1950 report. Furthermore, in the 1940 reports average contract or estimated monthly rent was reported for all dwelling units while in 1950 average contract monthly rent is reported for some, and average value for other, dwelling units.

DEFINITIONS AND EXPLANATIONS

More detailed and complete definitions are presented in Volume I of the Housing Reports.

Dwelling unit.—In general, a dwelling unit is a group of rooms or a single room, occupied or intended for occupancy as separate living quarters, by a family or other group of persons living together or by a person living alone.

A group of rooms, occupied or intended for occupancy as separate living quarters, is a dwelling unit if it has separate cooking equipment or a separate entrance. A single room, occupied or intended for occupancy as separate living quarters, is a dwelling unit if it has separate cooking equipment or if it constitutes the only living quarters in the structure. Also, each apartment in a regular apartment house is a dwelling unit even though it may not have separate cooking equipment. Excluded from the dwelling unit count are large rooming houses, institutions, dormitories, and transient hotels and tourists courts.

In the 1940 Census, a dwelling unit was defined as the living quarters occupied or intended for occupancy by one household.

A household consisted of a family or other group of persons living together with common housekeeping arrangements, or a person living entirely alone. However, the enumerator was not explicitly instructed to define rooms as dwelling units on the basis of cooking equipment or separate entrance.

The number of dwelling units in the 1950 Census may be regarded as comparable with the number of dwelling units in the 1940 Census. Some living quarters may have been classified as separate dwelling units in the one census and not in the other. Further, in the 1950 Census, living quarters with five or more lodgers were not tabulated as dwelling units; generally, such quarters were included in the 1940 dwelling unit count. However, the net effect of these changes is probably small.

Occupancy and tenure.—Dwelling units are classified by occupancy and tenure into four groups: owner-occupied; renter-occupied; vacant nonseasonal not dilapidated, for rent or sale; and other vacant and nonresident. A dwelling unit is classified as owner-occupied if it was owned wholly or in part by the head of the household or by some related member of his family living in the dwelling unit. All other occupied units are classified as renter-occupied whether or not cash rent was actually paid for living quarters. Rent-free units and living accommodations received in payment for services performed are thus included with the renter-occupied units.

A dwelling unit is considered vacant if no persons are living in it at the time of enumeration. New units not yet occupied were enumerated as vacant dwelling units if construction had proceeded to the extent that all the exterior windows and doors were installed and final usable floors were in place. The classification "Vacant nonseasonal not dilapidated, for rent or sale" is descriptive of the vacant dwelling units reported in this classification. "Other vacant and nonresident" units include all dilapidated and seasonal vacant units as well as the not dilapidated units which were not for rent or sale.

Because of changes in enumeration procedures, the counts of total vacant units in 1940 and 1950 are not strictly comparable. In 1940, vacant units were enumerated if they were habitable; units uninhabitable and beyond repair were excluded from the enumeration. In 1950, units were included regardless of condition if they were intended for occupancy as living quarters. Therefore, no comparison should be made between the data on "vacant nonseasonal not dilapidated, for rent or sale" units from the 1950 Census and data in the 1940 Census reports.

In both censuses, dwelling units occupied entirely by non-residents were included with vacant units not for rent or sale. Trailers, tents, houseboats, and railroad cars which were vacant were excluded from the dwelling unit inventory in both 1950 and 1940.

Condition and plumbing facilities.—Data on condition of a dwelling unit are shown in combination with data for selected plumbing facilities and are, therefore, limited to units for which both condition and plumbing facilities are reported. Plumbing facilities include water supply, toilet facilities, and bathing facilities.

The category "with private bath" includes those dwelling units reported with both a flush toilet and a bathtub or shower inside the structure for the exclusive use of the occupants of the unit. The category "no private bath" includes those dwelling units not having private flush toilet or not having private bathing facilities. The "no running water" category includes units with only piped running water outside the structure or with only other sources such as a hand pump.

A dwelling unit is "dilapidated" when it is run-down or neglected, or is of inadequate original construction, so that it does not provide adequate shelter or protection against the elements or it endangers the safety of the occupants.

Persons per room.—The number of persons per room has been computed for each occupied dwelling unit by dividing the number

of persons in the dwelling unit by the number of rooms in the dwelling unit. All persons enumerated in the Population Census as members of the household (including lodgers, servants, and other nonrelated persons) are counted in determining the number of persons that occupy the dwelling unit. The number of rooms in the dwelling unit includes all rooms available for living quarters throughout the year. Not counted as rooms are bath-rooms, closets, pantries, halls, screened porches, and unfinished rooms in the basement and attic.

Color of occupants.—Occupied dwelling units are classified by color of head of household according to the definition used in the 1950 Census of Population. The group designated as "non-white" consists of Negroes, Indians, Japanese, Chinese, and other nonwhite races. Persons who are not definitely Indian or of other nonwhite race are classified as white.

Contract monthly rent.—Contract monthly rent is the rent, at the time of enumeration, contracted for by the renter regardless of whether it includes furniture, heating fuel, electricity, cooking fuel, water, or personal services.

Monthly rent for vacant dwelling units is the amount asked for the dwelling unit at the time of enumeration. The average monthly rent relates to renter-occupied dwelling units and vacant nonseasonal not dilapidated units for rent. Dwelling units which are occupied "rent-free" are not included with the units reporting rent.

Value of one-dwelling-unit structures.—Average value is shown for owner-occupied dwelling units and vacant nonseasonal not dilapidated units which are for sale only. Value is shown only if the unit is in a one-dwelling-unit structure without business and if it is the only dwelling unit included in the property. The value represents the amount for which the owner estimates that the property, including such land as belongs with it, would sell under ordinary conditions and not at a forced sale. For vacant units, value is the sale price asked by the owner.

Number reporting.—Occupancy and tenure are reported for all dwelling units, and color of occupants is reported for all occupied units. The corresponding distributions for these subjects in table 1 are based on all dwelling units and on occupied units, respectively. For all other subjects, the distributions are based on the units for which the specific characteristics are reported, that is, the "Number reporting."

The number of dwelling units for which the enumerator obtained no report on a particular item is shown for the city totals only; however, the number "not reported" can easily be derived for each area in tables 2 and 3 by subtracting the number reporting from the total number of dwelling units (or total occupied).

Block identification.—A map or series of maps is included in this report showing block numbers for each block, number and letter designations for tracts, and the names of principal streets.

Blocks are identified by serial numbers, a separate series of numbers being used for each tract. Thus, the location of each block for which data are presented in table 3 may be determined by referring to the tract and block number shown on the map. Similarly, data for a specific block may be located in the table by reference to the map for identification numbers of the tract and block.

If no dwelling units are reported for a block, the block number is not listed in table 3, although it is shown on the map. Dwelling units for which the block number was not reported are indicated in the table by the symbol "NR." Detailed data are not shown for such dwelling units, nor for blocks containing fewer than three dwelling units. Average monthly rent is not shown when the monthly rent was reported for fewer than three dwelling units. Average value is not shown when the value of one dwelling-unit properties was reported for fewer than three dwelling units. All dwelling units are included, however, in the statistics for the city and for each tract.

Table 1.—CHARACTERISTICS OF HOUSING FOR THE CITY: 1950

Subject	Number	Percent	Subject	Number	Percent
OCCUPANCY AND TENURE			PERSONS PER ROOM		
All dwelling units.....	35,576	100.0	Occupied dwelling units.....	34,345	...
Owner occupied.....	18,658	52.4	Number reporting.....	33,961	100.0
Renter occupied.....	15,687	44.1	1.50 or less.....	33,564	98.8
Vacant nonseasonal not dilapidated, for rent or sale.....	830	2.3	1.51 or more.....	397	1.2
Other vacant and nonresident.....	401	1.1	Not reported.....	384	...
CONDITION AND PLUMBING FACILITIES			CONTRACT MONTHLY RENT		
All dwelling units.....	35,576	...	Renter-occupied, and vacant nonseasonal not dilapidated units, for rent—Number reporting.....	15,581	...
Number reporting.....	34,825	100.0	Total contract monthly rent..... dollars..	852,951	...
With private bath, not dilapidated.....	33,812	97.1	Average monthly rent..... dollars..	54.74	...
No private bath, with running water, not dilapidated.....	622	1.8	VALUE OF ONE-DWELLING-UNIT STRUCTURES		
No running water or dilapidated.....	391	1.1	Owner-occupied, ¹ and vacant nonseasonal not dilapidated units, for sale only—Number reporting.....	14,901	...
Condition or plumbing facilities not reported.....	751	...	Total value or sale price..... dollars..	202,142,000	...
No private bath or dilapidated.....	1,013	2.9	Average value..... dollars..	13,566	...
COLOR OF OCCUPANTS					
Occupied dwelling units.....	34,345	100.0			
White.....	34,300	99.9			
Nonwhite.....	45	0.1			

¹Restricted to 1-dwelling-unit properties.

Table 2.—CHARACTERISTICS OF HOUSING BY CENSUS TRACTS: 1950

Census tract	All dwelling units by occupancy and tenure				All dwelling units by condition and plumbing facilities			Occupied dwelling units			Contract monthly rent ¹		Value ² of one-dwelling-unit structures			
	Total	Owner occupied	Renter occupied	Vacant non-seasonal not dilap., for rent or sale	Other vacant and non-resident	Number reporting	No private bath or dilap.	No running water or dilap.	Total	Persons per room	Occupied by non-white	Number reporting	Average monthly rent (dollars)	Number reporting	Average value (dollars)	
TOTAL	35576	18658	15687	830	401	34825	1013	391	34345	33961	397	45	15581	5474	14901	13566
397A	1244	1142	88	5	9	1230	4	3	1230	1223	3	1	83	69.14	1124	15.244
397B	1503	1011	452	27	13	1486	9	3	1463	1453	14	8	44.1	54.35	885	10.467
398A	2359	1313	937	83	26	2289	84	34	2250	2210	69	8	94.8	58.10	1017	10.134
399A	756	671	55	21	9	746	4	3	726	719	3	3	4.5	93.04	636	21.875
399B	3038	1794	1152	69	23	2983	45	23	2946	2911	9	1	114.6	58.88	1521	14.055
400	2165	1338	761	42	24	2149	27	14	2099	2088	8	1	75.7	57.63	1080	10.800
401	1922	714	1150	40	18	1891	92	30	1864	1804	25	2	114.0	51.73	411	11.276
402	2500	841	1551	91	17	2387	183	38	2392	2340	88	2	155.2	49.90	441	9.453
403	1695	528	1108	45	14	1669	108	69	1636	1621	29	8	109.5	47.30	275	9.680
404	2741	1303	1319	78	41	2704	51	24	2622	2614	30	3	133.4	54.58	967	10.691
405	2840	1006	1704	99	31	2802	113	57	2710	2689	33	1	171.4	52.15	681	10.359
406	2039	495	1477	38	29	1971	55	27	1972	1948	16	16	145.8	50.94	316	10.112
407	2007	531	1407	45	24	1956	147	11	1938	1917	36	3	139.1	49.64	292	10.031
408	1602	1104	388	10	20	1566	11	7	1572	1550	2	2	36.4	62.57	1017	15.420
409	2963	2442	435	43	43	2918	15	10	2877	2863	8	2	42.4	73.59	2297	16.919
410	1471	811	612	31	17	1437	21	13	1423	1405	6	2	60.5	59.05	635	12.784
411	2731	1534	1091	63	43	2641	44	23	2625	2606	18	1	108.4	63.99	1306	15.952

¹For renter-occupied dwelling units and vacant nonseasonal not dilapidated units, for rent.

²For owner-occupied dwelling units and vacant nonseasonal not dilapidated units, for sale only.

HOUSING—BLOCK STATISTICS

Table 3.—CHARACTERISTICS OF HOUSING FOR CENSUS TRACTS, BY BLOCKS: 1950

[Detailed statistics not shown for blocks containing fewer than 3 dwelling units, nor for dwelling units not allocated by blocks (designated by NR)]

Census tract	Block	All dwelling units by occupancy and tenure					All dwelling units by condition and plumbing facilities			Occupied dwelling units			Contract monthly rent ¹		Value ² of one-dwelling-unit structures			
		Total	Owner occupied	Renter occupied	Vacant non-seasonal not dilap., for rent or sale	Other vacant and non-resident	Number reporting	No private bath or dilap.	No running water or dilap.	Total	Persons per room		Occupied by non-white	Number reporting	Average monthly rent (dollars)	Number reporting	Average value (dollars)	
											Number reporting	1.61 or more						
397A	1	22	18	2	1	1	20			20	18			1		17	19058	
	2	16	16				16			16	16					16	17500	
	3	13	13				13			13	13					13	24461	
	4	21	21				21			21	21					21	21809	
	5	6	6				6	1	1	6	6					6	23583	
	6	13	12	1			13			13	13			1		12	18166	
	7	56	48	8			55	1	1	56	55			6	735.0	47	13208	
	8	7	7				7			7	7					7	16285	
	9	8	8				8			8	8					8	16225	
	10	43	40	2	1		43			42	42			2		40	17000	
	11	30	28	2			30			30	29			2		28	14153	
	12	35	32	3			34			35	35	1		3	33.00	32	12328	
	13	11	9	1		1	11			10	10		1			9	14222	
	14	8	8				8			8	8		1			8	13875	
	15	13	12	1			13			13	13					12	14416	
	16	13	13				13			13	13					13	14369	
	17	17	17				17			17	17					17	14411	
	18	16	14	1		1	16			15	15			1		14	16464	
	19	16	15	1			16			16	16			1		15	17066	
	20	61	60	1			61			61	60			1		59	18847	
	21	58	57	1			58			58	58			1		57	17517	
	22	62	58	4			59	2	1	62	62			4	95.00	58	14146	
	23	30	27	2	1		30			29	29			2		27	15103	
	24	54	51	2		1	53			53	53	1		2		50	15182	
	25	51	49	1		1	51			50	50			1		49	17500	
	26	43	42	1			41			43	43			1		40	21375	
	27	27	17	10			27			27	27	1		10	37.40	15	15600	
	28	34	29	5			33			34	34			4	78.50	28	13892	
	29	37	34	1		2	34			35	33			1		32	15375	
	30	40	38	2			40			40	40			2		38	14592	
	31	40	37	2		1	40			39	39			2		37	13445	
	32	43	37	6			43			43	43			6	58.33	36	18111	
	33	42	39	3			42			42	42			3	72.66	39	11782	
	34	40	34	4	2		40			38	38			4	47.00	34	12338	
	35	22	20	2			22			22	22			2		20	12365	
	36	45	41	4			45			45	45			4	58.75	40	18500	
	37	49	39	10			49			49	49			10	64.00	34	12029	
	38	40	39	1			40			40	40			1		39	13815	
	39	41	39	2			41			41	41			2		39	14543	
	40	21	18	2		1	21			20	20			2		18	9861	
397B	1	4	1	2		1	3	1	3	3								
	2	44	37	7		1	43		44	43			4	51.25	35	12482		
	3	37	34	3			36		37	37			3	53.33	33	13048		
	4	40	34	6			40		40	40			6	62.50	33	13030		
	5	43	38	4		1	42		42	41			4	78.75	36	12444		
	6	42	40	2			42		42	42			4		38	11992		
	7	47	39	7		1	47		46	46		1		6	60.16	38	10013	
	8	56	48	6	1		55		54	54			6	49.28	45	8977		
	9	46	41	5		1	46		46	46			5	52.00	39	10297		
	10	49	41	7		1	49		48	47			6	39.50	41	10573		
	11	51	41	9		1	50	1	1	50	50			8	46.87	41	10092	
	12	52	43	9			51			52	52	2		9	69.44	41	11741	
	13	40	34	4	2		36			38	36			2		33	13142	
	14	21	15	5		1	21			20	20			4	118.75	15	14433	
	15	30	16	12	1	1	30	3	2	28	28	1		13	50.00	11	9000	
	16	37	19	17	1		37			36	36			18	44.83	15	9733	
	17	20	10	9		1	20			19	19			9	46.66	7	9571	
	18	52	35	16	1		52			51	51			17	50.82	28	7910	
	19	63	43	18	1	1	63			61	61			19	41.78	40	9682	
	20	68	44	20	4		66	1		64	63	1		23	55.86	35	8362	
	21	63	43	19	1		63			62	61	1		20	55.65	30	9966	
	22	63	42	18	3		62	1		60	60			19	44.36	35	7742	
	23	59	42	15		2	59			57	57			14	47.85	35	8342	
	24	71	41	29	1		71			70	68	1		26	53.69	33	9690	
	25	62	20	40		2	61			60	59			40	60.55	13	13461	
	26	59	31	28			59			59	59			25	52.76	25	9760	
	27	25	19	5		1	25			24	24			5	54.00	16	12012	
	29	15	9	6			15			15	15			6	62.50	8	8962	
	30	24	18	6			24			24	24			4	53.75	15	11153	
	31	89	34	51	3	1	89	1	1	85	85	1		51	56.27	23	9721	
	32	69	19	48	2		69			67	67			47	50.04	15	8786	
	33	20	16	4			20		1	20	20			4	68.75	14	10357	
	34	15	11	4			14			15	15	1		2		9	7788	
	35	27	13	11	3		26			24	24	2		13	59.15	10	8370	
	398A	1	17	15	2		17			17	17			2		14	11178	
		2	66	34	23	8	1	63	2	2	57	56		5	69.39	29	11689	
		3	33	27	6			31			33	33			5	55.60	26	10115
		4	33	23	10			33			33	33			10	66.50	21	10523
		5	32	21	11			31			32	32			11	61.27	17	10117
		6	55	19	35	1		55			54	53	1		32	54.40	13	10453
7		27	21	6			27		1	27	27			6	76.66	18	7466	
8		65	23	42			65	4	2	65	65			41	57.75	14	7357	
9		69	27	31	9	2	67	2	2	58	56			40	72.92	13	6884	

¹For renter-occupied dwelling units and vacant nonseasonal not dilapidated units, for rent.
²For owner-occupied dwelling units and vacant nonseasonal not dilapidated units, for sale only.

Table 3.—CHARACTERISTICS OF HOUSING FOR CENSUS TRACTS, BY BLOCKS: 1950—Con.

Census tract	Block	All dwelling units by occupancy and tenure					All dwelling units by condition and plumbing facilities			Occupied dwelling units			Contract monthly rent ¹		Value ² of one-dwelling-unit structures	
		Total	Owner occupied	Renter occupied	Vacant non-seasonal not dilap., for rent or sale	Other vacant and non-resident	Number reporting	No private bath or dilap.	No running water or dilap.	Total	Persons per room		Number reporting	Average monthly rent (dollars)	Number reporting	Average value (dollars)
											Number reporting	1.51 or more				
398A	10	61	26	29	5	1	61	3	2	55	55		33	53.12	21	8,785
	11	70	26	43		1	70	3	2	69	69	3	43	58.41	18	9,500
	12	59	31	21	7		57			52	51	1	27	57.70	19	9,884
	13	66	27	38		1	61			65	61		35	57.82	17	9,600
	14	74	26	44	2	2	66			70	67	1	42	58.40	19	10,447
	15	84	26	53	1	4	77	2		79	78	4	53	56.81	13	9,615
	16	69	24	44		1	68	1		68	66	2	41	50.51	18	10,666
	17	82	23	56		3	79			79	77	1	55	58.23	13	12,653
	18	42	38	4			34	32	4	42	33	22	1			
	21	1														
	22	1														
	24	2														
	26	3	1	2			3	1		3	3	1	1			
	27	1														
	32	1														
	33	1														
	35	19	12	7			19	5	3	19	19		7	50.71	9	8,444
	36	1														
	39	38	13	24		1	38	1	1	37	37		22	61.81	11	7,954
	40	50	37	13			50	2	1	50	50	1	13	58.84	33	7,924
	41	52	35	16	2		52	1		51	51	2	15	47.26	29	8,137
	42	73	35	36	1		73	1	1	71	71	2	38	54.21	24	10,291
	43	58	30	25	2	1	58			55	55	2	24	60.41	21	9,023
	44	38	15	22	1		36	1		37	37	2	22	53.00	12	9,916
	45	60	32	25	3		58	2	2	57	57		22	54.63	21	8,761
	46	53	30	22		1	53	2	2	52	52	1	21	52.66	25	7,980
	47	79	32	41	5	1	78	3	2	73	71	4	46	49.76	20	7,740
	48	35	22	12	1		34		5	34	34		12	57.08	21	7,857
	49	44	32	11	1		41			43	42		12	50.00	31	8,758
	51	21	19	2			21			21	20		2		17	10,205
	52	14	13	1			14			14	14		1		13	9,500
	53	23	17	5	1		21			22	21		4	73.75	17	10,000
	54	9	6	3			7			9	7		2		5	11,200
	55	15	13	2			15			15	15		1		13	9,692
	56	12	9	3			12			12	12		3	81.00	9	10,722
	57	23	16	7			22			23	23		7	80.00	15	11,200
	58	24	20	4			24			24	24	1	4	52.50	20	10,150
	59	18	18				18			18	16		18		18	15,611
	60	14	9	3	1	1	14			12	12		4	46.25	8	10,625
	61	13	9	2	2		13			11	11		3	63.33	9	12,244
	62	17	12	4		1	17			16	16		4	70.00	9	10,811
	63	2					6			6	6		1		4	10,750
	64	6	5	1		1	16			15	15		1		14	12,071
	65	16	14	1		1	14			13	13		13		13	12,546
	66	14	13				14			17	17		4	56.25	11	11,500
	67	17	12	5			17			17	17		6		6	10,833
	68	6	6				6			6	6		6		6	11,333
	69	6	6				6			6	6		6		7	9,142
	70	8	8				8			8	8		8		7	9,915
	71	28	20	6	1	1	26			26	26		7	69.00	18	9,915
	72	44	27	17			44	2		44	42	1	17	59.52	19	9,026
	73	58	32	24	2		57	1		56	56	2	26	49.42	19	9,894
	74	47	27	18	2		47		1	45	45		19	53.05	19	7,500
	75	52	32	13	7		51			45	45		16	65.31	25	9,500
	76	23	15	6	2		23	1		21	21		8	57.62	12	9,500
	79	4	2				4			4	4		1		1	
	80	19	16	2			19		1	19	18		2		13	10,384
	81	28	25	3			28			28	28	1	3	58.66	25	10,648
	82	12	11		1		12			11	11		1		11	15,181
	83	14	13		1		14			13	13		13		13	13,076
	84	26	15	4			26			19	19		10	68.30	12	13,291
	85	15	15		7		14			15	15		15		15	12,400
	86	27	13	11	3		22		1	24	22		12	70.83	11	13,363
	87	20	8	11	1		18	1		19	18	1	10	72.00	6	15,000
	88	4	3			1	4		1	3	3	2	2		2	
	89	35	22	11	1	1	33			33	32	1	11	66.00	21	15,119
	90	5	3				5			5	5					
	92	5	2				5	1	1	5	5	1				
	94	1														
399A	1	4	4				4			4	4				4	23,625
	2	2														
	3	64	28	25	10	1	63			53	52		25	93.56	20	26,700
	4	4	4				4			4	4				4	33,375
	5	14	13	1			14			14	14				11	25,772
	6	10	10				10			10	10				9	27,666
	7	1														
	8	11	10	1			11			11	11				10	28,450
	9	8	6			2	8			6	6				6	28,833
	10	25	21	3	1		24			24	24		2		20	21,175
	11	32	32	2			32			32	32		2		30	19,316
	12	9	7				9			9	9		2		7	18,059
	13	25	23	2			24			25	25		2		22	16,163
	14	1					1			1	1				1	22,222
	15	3					3			3	3				3	22,222
	16	8					8			8	8				8	22,222

¹For renter - occupied dwelling units and vacant nonseasonal not dilapidated units, for rent.
²For owner - occupied dwelling units and vacant nonseasonal not dilapidated units, for sale only.

HOUSING—BLOCK STATISTICS

Table 3.—CHARACTERISTICS OF HOUSING FOR CENSUS TRACTS, BY BLOCKS: 1950—Con.

Census tract	Block	All dwelling units by occupancy and tenure					All dwelling units by condition and plumbing facilities			Occupied dwelling units			Contract monthly rent ¹		Value ² of one-dwelling-unit structures			
		Total	Owner occupied	Renter occupied	Vacant non-seasonal not dilap., for rent or sale	Other vacant and non-resident	Number reporting	No private bath or dilap.	No running water or dilap.	Total	Persons per room		Number reporting	Average monthly rent (dollars)	Number reporting	Average value (dollars)		
											Number reporting	1.51 or more					Occupied by non-white	
399A	17	15	15			15			15	15					15	29900		
	18	39	36	2	1	38			38	37			1		36	27750		
	19	3	3			3			3	3					3	15000		
	20	13	12		1	12			12	11	1				11	20772		
	21	25	24			24	1	1	24	24					24	28562		
	22	48	42	3	2	46			45	45			2		39	25320		
	23	8	8			8			8	8					8	22750		
	24	41	35	4	2	41			39	39			4	98.75	33	18409		
	25	11	11			11			11	10					11	22754		
	26	9	9			9			9	9					8	15750		
	27	44	41	2	1	44			43	43			1		38	16828		
	28	9	7	1	1	9			8	8					7	23571		
	29	10	10			10			10	10					10	22200		
	30	18	18			18			18	18					18	21044		
	31	41	38	2	1	41	1	1	40	40			1		34	17308		
	32	39	39			39			39	37					38	18565		
	33	14	12	1	1	14			13	13			1		12	19500		
	34	15	14		1	15			14	14					14	22357		
	35	7	7			7			7	7					6	20083		
	36	14	14			14			14	14					14	18464		
	37	12	12			12		1	12	12					12	21416		
	38	23	22		1	22		1	22	22		1			20	19600		
	39	45	38	6		45			44	43		1	4	81.25	36	21152		
	399B	1	45	9	30	6	43	5	1	39	36		1		32	6612	2	
		2	103	63	36	4	103	1	1	99	99			38	5586	54	15324	
		3	101	56	38	3	101	1	1	94	94			44	5514	41	13743	
		4	29	26	2		29			28	28			2		25	14400	
		5	30	27	3		30			30	30			3	81.66	27	14407	
		6	18	17	1		18			18	18			1		17	15352	
		7	52	47	5		51	2	2	52	52			5	56.60	41	15097	
		8	25	24	1		24			25	25					24	14179	
		9	26	24	1	1	25			25	25			1		23	16413	
		10	27	27			26			27	27					26	21423	
		11	30	29	1		29			30	30			1		29	16982	
		12	29	29			29			29	29					29	16924	
		13	24	23	1		24			24	24					23	16934	
		14	28	24	4		28			28	28			3	91.66	24	16312	
		15	30	29	1		30			30	30			1		28	16178	
		16	30	27	3		29			30	28			3	83.33	26	15153	
17		36	31	5		35			36	35			5	65.60	29	13000		
18		45	36	8		44	1		44	44			8	83.75	35	14357		
19		22	21	1		22			22	22			1		21	15380		
20		37	30	7		37			37	37			7	80.71	28	13785		
21		29	23	6		28			29	29			5	63.60	20	13525		
22		41	32	9		40			41	41			7	69.14	28	13553		
23		35	31	4		35			35	33			4	69.50	28	15571		
24		13	12	1		13			13	13			1		11	17045		
25		28	20	8		28	1	1	28	28			8	56.50	19	12526		
26		30	22	8		29			30	30			8	62.75	21	12309		
27		40	26	14		40			40	40			12	80.00	19	13131		
28		60	42	17	1	60			59	59			16	40.56	37	15094		
29		109	31	68	7	109	1	1	99	99			73	53.78	22	13363		
30		28	10	16	2	28			26	26			14	56.07	8	10500		
31		37	17	16	4	37			33	32			18	49.61	13	8976		
32		28	6	22		28			28	27			20	34.20	6	12083		
33		50	3	44	2	50	1		47	45			45	51.48	1			
34		116	15	92	9	113	1	1	107	104			96	48.04	2			
35		26	3	21	2	26			24	24		1	20	57.15	3	30166		
36		19	6	10	1	19			16	16			9	46.22	3	10700		
37		2	2			2			2	2								
39		13	4	7	2	13			11	11			8	33.25	1			
40		2	2			2			2	2								
41		178	29	139	9	168	4	2	168	166	1		144	67.79	16	9218		
42		51	22	27	1	49	6	4	49	49			26	54.15	16	10062		
43		43	19	24		42	2	2	43	42			22	44.86	11	9409		
44		72	29	43		70	1	1	72	69			42	45.61	14	9464		
45		45	23	20	2	45	1		43	42			21	58.28	14	8635		
46		68	24	40	3	68			64	64		2	41	73.51	21	9419		
47		48	19	29		47	2	2	48	48			27	54.07	11	8681		
48		17	3	14		17			17	17			14	46.64	1			
49		18	9	8	1	18			17	17			8	37.50	6	9833		
50		19	11	8		18			19	18			8	45.37	9	9888		
51		45	38	7		42			45	45			5	43.60	33	9681		
52		50	43	7		49			50	49			7	51.85	41	9487		
53		43	23	18	1	42			41	39			18	53.22	15	9700		
54		111	42	63	5	108	1	1	105	103	1		63	69.73	27	11103		
55		38	23	14	1	35			37	37			14	47.92	18	9711		
56		14	9	5		14			14	14			4	49.25	7	9785		
57		20	17	3		20			20	20			3	41.66	16	10562		
58		29	26	2		27		1	27	28			2		25	11640		
59		65	27	38		62			65	64			38	59.94	18	11750		
60		89	36	50	2	88			86	84			51	69.58	25	13280		
61		37	34	3		37		1	37	37			3	86.00	33	14348		
62		32	30	2		32			32	32			2		29	15344		

¹For renter-occupied dwelling units and vacant nonseasonal not dilapidated units, for rent.²For owner-occupied dwelling units and vacant nonseasonal not dilapidated units, for sale only.

Table 3.—CHARACTERISTICS OF HOUSING FOR CENSUS TRACTS, BY BLOCKS: 1950—Con.

Census tract	Block	All dwelling units by occupancy and tenure					All dwelling units by condition and plumbing facilities			Occupied dwelling units			Contract monthly rent ¹		Value ² of one-dwelling-unit structures		
		Total	Owner occupied	Renter occupied	Vacant non-seasonal not dilap., for rent or sale	Other vacant and non-resident	Number reporting	No private bath or dilap.	No running water or dilap.	Total	Persons per room		Occupied by non-white	Number reporting	Average monthly rent (dollars)	Number reporting	Average value (dollars)
											Number reporting	1.61 or more					
3998	63	20	18	2		20			20	20			2		16	14,593	
	64	48	38	10		48			48	48			10	728.0	35	14,982	
	65	18	17			18			17	17			1		17	17,164	
	66	24	23	1		24			24	24			1		23	16,426	
	67	14	14			14			14	14	1	1			14	16,285	
	68	81	54	26	1	80			80	79			26	663.8	47	16,500	
	69	61	55	6		61			61	60			6	68.00	48	15,760	
	70	61	47	14		59			61	60			13	71.00	42	16,297	
	71	53	41	10	1	51			51	51			10	75.70	31	14,516	
	72	30	26	4		30			30	29			4	86.25	25	17,000	
	73	23	23			23			23	23	1			23	14,913		
400	1	2															
	2	17	8	9		17			17	17			9	60.77	5	11,400	
	3	11	5	6		11			11	11			5	37.00	1		
	4	64	27	33	2	64			60	60			33	77.42	15	11,766	
	5	33	31	2		33			33	33			2		30	11,266	
	6	23	20	2		23		1	22	22			2		17	12,264	
	7	46	15	30		46		1	45	45			30	729.6	10	11,300	
	8	31	15	15	1	31			30	30			14	71.35	12	11,666	
	9	26	23	3		26			26	26			3	56.66	23	11,991	
	10	17	16	1		17		1	17	17			1		14	13,392	
	11	12	8	3		12			11	11			3	54.33	7	12,428	
	12	53	35	18		53		2	53	53			18	54.66	34	13,058	
	13	48	32	14	2	48			46	46			16	66.00	26	13,869	
	14	44	26	17	1	44			43	43			18	103.05	22	13,954	
	15	39	26	13		39			39	39			12	73.75	24	12,491	
	16	1															
	17	19	12	7		19			19	19			6	62.33	9	11,555	
	18	11	10	1		11			11	11			1		9	14,111	
	19	12	10	2		12			12	12			2		10	15,510	
	20	28	13	14		28		1	27	27			14	71.07	12	12,825	
	21	29	21	8		29			29	29			7	59.57	20	13,100	
	22	26	25		1	26			25	25					25	12,300	
	23	35	9	23	1	35		1	32	32			21	65.52	8	12,375	
	24	17	7	8	1	17			15	15			9	58.66	4	15,250	
	25	14	6	8		14			14	14			8	53.75	5	11,800	
	26	22	16	6		22			22	22		1	6	44.50	11	16,572	
	27	23	12	10	1	23			22	22			10	39.80	10	10,000	
	28	27	18	9		27			27	27			9	36.22	17	10,735	
	29	32	22	9	1	32			31	31			9	45.66	19	9,973	
	30	45	31	13	1	44			44	43		1	9	65.22	24	13,500	
	31	15	14	1		15			15	15			1		13	10,807	
	32	20	15	5		20			20	20			4	71.25	13	10,246	
	33	14	14			14			14	14					14	9,950	
	34	29	23	6		29			29	29			6	68.33	22	11,090	
	35	31	27	4		31			31	30			4	61.00	27	12,333	
	36	26	18	8		26			26	26			8	83.12	15	11,833	
	37	2				2			2	2							
	38	3	2	1		3			3	3		1	1		2		
	39	14	13	1		14			14	14			1		13	10,769	
	40	25	21	3		25		1	24	24			3	63.33	20	12,545	
41	21	21			21			21	21					21	11,623		
42	11	11			11			11	11					11	11,700		
43	28	20	8		28			28	28			8	49.52	16	10,687		
44	28	19	7	1	28		1	26	25			6	59.66	16	10,812		
45	12	11	1		12			11	11			7		11	10,136		
46	12	9	7		12			12	12			7		9	9,383		
47	36	28	8		36		1	36	36			6	45.57	16	9,383		
48	44	28	15	1	43			43	43		1	16	57.16	23	10,173		
49	33	24	9	1	33		3	32	32			9	57.25	23	10,130		
50	24	19	3		24		2	22	22			1	48.12	19	7,842		
														16	8,000		
51	30	21	9		30			30	30			8	46.00	17	7,529		
52	33	24	9		33			33	33			9	46.33	18	8,455		
53	54	35	17	2	53			52	52			17	49.47	27	8,033		
54	42	25	16	1	41			41	41			16	52.62	20	8,015		
55	41	14	20	7	41		1	34	34			20	62.69	10	8,350		
56	44	21	20	1	43		1	42	42			22	48.63	17	8,541		
57	10	7	3		10			10	10					1			
58	33	2	32		33		3	33	33			3		1			
59	33	19	14		32			32	32			14	50.21	7	9,057		
60	52	23	26	2	51		1	49	49		1	27	49.14	15	9,433		
61	13	9	3		13			12	12			3	46.00	8	9,275		
62	24	18	4		24		1	23	23			4	47.50	17	9,205		
63	30	16	11	3	30			27	27			13	52.84	11	8,681		
64	26	21	5		26		1	25	25			5	55.93	13	8,076		
65	26	19	6		26			25	25			6	75.16	18	7,972		
66	17	13	4		17			16	16			4	42.50	11	8,181		
67	31	19	19	1	31		1	31	31			19	54.78	24	8,933		
68	31	18	13		31		3	31	31			12	43.83	16	9,125		
69	25	10	13	2	25		1	23	23			14	40.28	8	9,187		
70	74	34	38	1	71			72	71			36	52.16	22	8,433		
71	26	11	15		25		4	26	26			15	46.53	9	8,388		
72	19	8	10		18			18	17			10	53.80	5	10,520		
73	3	2			3			3	2			1					

¹For renter-occupied dwelling units and vacant nonseasonal not dilapidated units, for rent.
²For owner-occupied dwelling units and vacant nonseasonal not dilapidated units, for sale only.

HOUSING—BLOCK STATISTICS

Table 3.—CHARACTERISTICS OF HOUSING FOR CENSUS TRACTS, BY BLOCKS: 1950—Con.

Census tract	Block	All dwelling units by occupancy and tenure					All dwelling units by condition and plumbing facilities			Occupied dwelling units			Contract monthly rent ¹		Value ² of one-dwelling-unit structures	
		Total	Owner occupied	Renter occupied	Vacant non-seasonal not dilap., for rent or sale	Other vacant and non-resident	Number reporting	No private bath or dilap.	No running water or dilap.	Total	Persons per room	Occupied by non-white	Number reporting	Average monthly rent (dollars)	Number reporting	Average value (dollars)
400	74	91	41	48	1	1	89	1	1	89	88	1	47	48.44	23	9,000
	75	17	9	8			17			17	17		8	42.50	7	9,885
	76	32	8	22		2	31			30	29		21	57.71	5	10,500
	77	62	37	23	2		61	2	2	60	58		25	52.04	25	10,800
401	1	22	11	11			20	2		22	22		11	581.8	9	11,500
	2	57	10	47			57	4	1	57	57	2	46	44.91	2	
	3	35	19	16			35			35	35		16	40.87	15	9,206
	4	74	28	46			73	4	1	74	74	1	44	50.40	14	9,392
	5	72	21	47			71			68	63	1	48	48.18	10	10,850
	6	101	14	83	4		101	1	1	97	86		83	55.59	8	16,225
	7	101	22	76	4	1	101	1	1	98	84		75	57.13	9	14,777
	8	57	28	29			57	2		57	57		28	52.17	17	11,323
	9	46	29	17			46			46	46		17	46.58	21	10,952
	10	48	32	16			48	2		48	48	1	15	52.40	22	10,331
	11	64	36	28			61	2	1	64	62	1	25	55.72	22	9,363
	12	92	29	56	5	2	91	1		85	85		59	59.01	16	9,443
	13	82	20	59	2	1	81	2	1	79	78		56	46.05	13	10,461
	14	15	12	3			15			15	15		3	52.66	7	7,928
	15	63	29	33	1		63			62	62		33	47.00	21	11,766
	16	51	12	36	1	2	49	7		48	46	4	37	62.67	5	20,200
	17	46	5	40		1	44	9	2	45	43	1	40	41.97	2	
	18	7		6		1	7	2		6	6		7	68.57		
	19	16	5	10	1	1	16		6	15	14		11	42.72	1	
	20	55	27	28		2	54			52	52		26	46.84	15	11,233
	21	54	34	18		1	52	4	4	52	48		19	50.89	24	9,554
	22	46	26	17		2	46	4	4	43	43	1	17	47.17	13	9,730
	23	50	32	18		1	50	1		50	50		17	54.11	18	11,777
	24	52	8	44			51	1		52	48		43	53.25	4	20,000
	25	19	6	12		1	19	4		18	17		12	49.41	4	27,500
	26	13	1	11		1	13	1		12	12	1	12	40.25	1	
	27	8	2	6			8			8	8		6	45.00	2	
	28	69	30	35	2	2	67	11		65	63	3	31	42.74	21	12,385
	29	72	29	41	1	1	68	11	9	70	68	1	39	49.30	11	11,227
	30	62	34	27		1	60	2	2	61	59	1	28	49.82	19	9,684
	31	60	20	40			58	1	1	60	58	3	39	55.64	10	12,200
	32	69	25	39	3	2	68	2		64	62		40	52.00	14	9,478
	33	55	32	20	2	1	54	2	2	52	49		21	50.14	20	10,325
	34	93	27	63	2	1	92	1		90	90	2	64	50.56	13	12,000
	35	68	19	47		2	67	1	1	66	66		47	46.40	8	9,812
	36	22		22			22	1		22	22	1	19	94.26		
	37	6		6			6	1		6	6		6	56.66		
402	1	50		43	7	45	30		43	43	3	49	42.02			
	2	56	1	50	4	46	28		51	43	2	52	31.32	2		
	3	59	14	41		1	59		55	55		42	46.02			
	4	67	27	40			66	1	1	67	66	2	48	55.10	12	10,250
	5	114	50	65	1		105	5		113	97	4	62	54.82	37	10,357
	6	116	58	58			92	9	5	116	111	1	66	52.01	37	9,245
	7	54	21	33			54	1		54	54		20	47.45	21	7,966
	8	75	25	50			75	1		74	73	2	50	48.12	5	8,220
	9	11		9		1	11			9	9		11	54.09		
	10	78	24	51		2	77			75	74	2	51	43.72	8	12,125
	11	58	32	25			58	1	1	57	57	1	24	41.29	20	7,525
	12	67	41	23		1	67		1	64	64		24	51.87	22	8,922
	13	14	19	15			14	1	1	14	14	1	5	43.00	1	
	14	46	27	19			46	2		46	46		18	51.83	16	7,968
	15	50	24	23		3	50	5		47	47		24	45.95	12	7,416
	16	63	22	36		5	61	2	2	58	58	1	38	57.23	14	8,892
	17	54	30	24			54			54	54		24	41.25	21	7,809
	18	72	22	44		6	71			66	66		46	58.28	8	7,012
	19	93	18	64	1		90			82	81	2	72	52.25	5	8,700
	20	25	2	19		3	24			21	21		12	43.58	2	
	21	24	5	18		1	18	10		23	23	5	16	42.68	4	16,750
	22	36	7	26		3	36	1		33	33		25	63.00	3	12,666
	23	56	15	38		2	56			53	52		37	48.59	12	9,541
	24	46	20	23			46	1		43	43	1	24	42.95	11	9,100
	25	73	29	43		1	73	3	3	72	72	1	42	56.09	21	8,142
	26	47	26	19		1	47			45	45	1	20	41.70	17	8,223
	27	46	17	24		3	45	5	2	41	41	1	26	48.00	12	8,958
	28	78	28	50			76		2	78	78		48	45.81	12	8,416
	29	54	48	5			43	35		54	45	23	22	48.00	3	17,500
	30	143	10	130	3		118	7	4	140	136	6	123	45.22	4	9,000
	31	160	47	106		5	159	9	6	153	153	4	110	49.60	21	9,938
	32	362	21	336		5	362	1	1	333	333	1	14	53.57	17	11,958
	33	132	27	102			131	1		129	128		102	56.82	14	9,607
	34	95	18	73		5	95	1	1	90	90		81	63.93	5	13,200
	35	43	15	25			43	4		40	40		26	53.57	6	11,916
	36	61	15	44		1	61	1	1	60	60		42	46.95	8	12,375
	37	49	21	28			49	1		49	49	3	27	49.55	11	12,681
38	99	23	67		2	97	1	1	90	88	4	69	49.20	13	8,923	
403	1	90	10	76	3	1	90		86	86	1	76	41.86	4	11,500	

¹For renter - occupied dwelling units and vacant nonseasonal not dilapidated units, for rent.
²For owner - occupied dwelling units and vacant nonseasonal not dilapidated units, for sale only.

Table 3.—CHARACTERISTICS OF HOUSING FOR CENSUS TRACTS, BY BLOCKS: 1950—Con.

Census tract	Block	All dwelling units by occupancy and tenure					All dwelling units by condition and plumbing facilities			Occupied dwelling units				Contract monthly rent ¹		Value ² of one-dwelling-unit structures		
		Total	Owner occupied	Renter occupied	Vacant non-seasonal not dilap. for rent or sale	Other vacant and non-resident	Number reporting	No private bath or dilap.	No running water or dilap.	Total	Persons per room		Occupied by non-white	Number reporting	Average monthly rent (dollars)	Number reporting	Average value (dollars)	
											Number reporting	1.51 or more						
403	2	57	23	31	3				57	1	2	54	54		32	59.71	7	9,357
	3	55	29	25	1				53	3		54	51		23	45.21	16	8,031
	4	34	21	12	1				34	15	1	33	33	3	12	51.00	6	7,416
	5	2																
	6	4	1	3					4			4	4		3	43.33		
	7	82	23	56	3				82	5	5	79	79	1	57	46.57	16	8,125
	8	46	21	25					45			46	46		25	49.00	13	10,230
	9	48	16	31	1				48			47	46		31	51.83	8	11,375
	10	59	17	39	3				59	5	4	56	56		42	37.42	10	11,300
	11	42	17	24		1			42	2	1	41	41	1	22	49.54	12	10,375
	12	27	15	11	1				27			26	26	2	10	52.50	12	8,083
	13	8	3	5					8	1	1	8	7		4	56.25	2	
	14	19	5	12	2				19	1	1	17	17		11	47.18	2	
	15	12	10	2					12			12	12		2		10	8,750
	16	24	13	10		1			24			23	23		9	48.77	8	9,812
	17	69	11	54		4			68	1	1	65	65		52	48.34	9	9,722
	18	36	14	20	2				36			34	34		21	47.95	7	8,928
	19	70	12	53	5				70	7		65	64	2	55	47.65	5	9,800
	20	90	21	67	1	1			89	4	3	88	88		66	43.27	8	9,062
	21	49	12	36		1			49	28	26	48	47	4	35	29.62	4	9,000
	22	21	11	10					21	3	2	21	21	3	10	33.60	8	6,562
	23	104	13	87	4				98	6	6	100	89	1	89	54.97	5	10,500
	24	77	31	44	2				75	3	1	75	75	2	45	53.57	8	8,450
	25	34	9	25					34	1	1	34	34		24	40.29	1	
	26	42	8	33		1			41	1	1	41	41	1	31	48.96	3	11,000
	27	50	21	28	1				49	4	3	49	47	1	25	53.56	9	11,777
	28	41	8	31	1	1			41	6	6	39	39		31	37.90	7	7,357
	29	60	9	51					60	2		60	60	2	50	40.04	5	7,500
	30	23	6	17					21	1	1	23	20	1	15	43.06	2	
	31	23	11	12					22	1	1	23	22		10	47.40	6	24,850
	32	3	1	2					3	1	1	3	3		1			
	33	31	2	27	2				31			29	28		27	39.37	1	
	34	15	2	10	2	1			15	2	2	12	12	4	12	59.58	1	
	35	8	5	2		1			5			7	6		1		2	
	36	3	1	2					3			3	3		2			
	37	22	15	7					22			22	22		6	45.00	8	8,750
	38	48	10	37	1				45	1		47	47		36	46.02	3	10,833
	39	52	8	41	3				52			49	49		43	54.16	2	
	40	17	13	4					17			17	17	1	3	45.00	11	8,290
	41	26	17	9					26			26	26		8	49.37	11	9,363
	42	10		8					9	1		8	8		10	77.30		
	43	28	9	17	1	1			28			26	26	1	17	52.58	3	7,666
	44	31	21	10					30	1		31	31		10	54.40	17	7,600
	45	2																
	46	1																
	404	1	164	26	125	12	1		162	4	4	151	151	3	133	60.41	16	13,062
2		36	18	18				36			36	36		16	48.31	15	9,466	
3		15	8	7				15		4	15	15		7	50.42	5	17,600	
4		60	28	31	1			60	3	3	59	59	3	31	60.48	15	10,786	
5		102	29	69	3	1		102	8	3	98	98		71	53.33	20	10,090	
6		74	15	55	3			74	4		70	70		57	48.68	6	8,250	
7		34	19	13	1	1		34			32	32	1	13	55.46	13	9,538	
8		110	37	68	4	1		110	1	1	105	105		72	63.15	19	8,447	
9		69	24	42	1	2		69	2	2	66	66	1	40	58.02	11	11,545	
10		37	11	21	5			37	5		32	32		26	55.46	5	12,200	
11		30	14	16				29	1		30	30		14	50.28	8	9,187	
12		42	22	18				41	4		40	39	1	19	46.84	15	8,233	
13		32	14	15	2			32	3	3	29	29		15	50.33	11	8,336	
14		44	15	29				43	1	1	44	44		28	51.50	12	9,333	
15		66	42	21		3		60			63	63		19	57.94	29	10,737	
16		58	43	12		2		58			55	55		12	57.25	30	10,560	
17		49	35	13	1			48			48	48	1	14	48.92	28	10,696	
18		70	36	33	1			70			69	68		33	50.81	33	10,206	
19		86	27	58		1		84	1		85	85		57	51.56	26	11,565	
21		17	11	4	1	1		17			15	15		5	50.00	7	11,000	
22		59	17	38	2			56			55	55		37	58.86	6	11,583	
23		121	24	94		2		117	1	1	118	117	1	90	55.91	9	9,722	
24		34	13	18		3		31			31	31		18	40.00	8	9,650	
25		9	8	1				9			9	9					7	8,309
26		13	12	1				13			13	13					11	8,409
27		72	31	37		4		63	1		68	68	1	36	46.44	21	11,166	
28		55	40	15				55			55	55	1	15	48.80	3	10,291	
29		46	22	23	1			46	1	1	45	45		23	39.60	36	7,555	
30		57	19	38				57	2		56	56		38	47.37	17	9,705	
31		32	24	8				31			32	32		8	48.62	2	11,363	
32		42	18	22	2			41			40	40		24	53.20	10	8,250	
33		52	18	33	1			52			51	51		34	52.17	10	9,800	
34		34	10	24				34	1		34	34	1	24	32.54	6	11,166	
35		22	9	12				22			21	21		11	68.45	2		
36		26	18	6	1	2		26			24	24		7	54.57	12	9,458	
37		34	16	12	4			34			28	28		16	52.18	12	8,125	
38		125	74	48		3		125			122	122	2	47	57.76	57	11,943	
39		66	33	33				66			66	66		33	47.66	1		
40		47	22	22		1		47			44	44	1	23	60.69	21	12,638	
41		19	10	9				19			19	19		9	55.55	8	11,412	

¹For renter - occupied dwelling units and vacant nonseasonal not dilapidated units, for rent.
²For owner - occupied dwelling units and vacant nonseasonal not dilapidated units, for sale only.

HOUSING—BLOCK STATISTICS

Table 3.—CHARACTERISTICS OF HOUSING FOR CENSUS TRACTS, BY BLOCKS: 1950—Con.

Census tract	Block	All dwelling units by occupancy and tenure					All dwelling units by condition and plumbing facilities			Occupied dwelling units			Contract monthly rent ¹		Value ² of one-dwelling-unit structures		
		Total	Owner occupied	Renter occupied	Vacant non-seasonal not dilap., for rent or sale	Other vacant and non-resident	Number reporting	No private bath or dilap.	No running water or dilap.	Total	Persons per room		Occupied by non-white	Number reporting	Average monthly rent (dollars)	Number reporting	Average value (dollars)
											Number reporting	1.51 or more					
404	42	16	10	4	1	1			14	14			3	70.00	10	11,400	
	43	33	23	8	2				33	33			17	44.44	22	8,431	
	44	32	20	11	1				32	31			17	51.91	17	8,088	
	45	68	19	39	7	3		1	58	57			12	55.06	13	9,153	
	46	27	6	20		1		1	26	26			14	57.31	6	9,333	
	47	62	38	20	4				58	58	1		21	62.80	25	11,800	
	48	22	19	3					22	22			3	63.33	17	10,841	
	49	16	10	4	1	1			14	14			5	61.40	7	10,857	
	50	37	21	15	1				36	36	1		14	56.85	15	10,366	
	51	9	8	1					9	8			1		7	10,500	
	52	25	20	5					25	25	1		5	63.60	17	11,588	
	53	8	8						8	8			6		6	13,583	
	54	18	16	2					18	18			1		14	10,514	
	55	13	8	4		1			12	12			4	58.75	6	12,350	
	56	9	7	1		1			8	8			1		7	12,438	
	57	35	28	6	1				35	34			6	57.50	27	15,018	
	58	46	38	8					46	46	1		6	65.00	35	10,242	
	59	19	15	3	1				18	18			3	78.33	15	10,040	
	60	25	19	5		1			24	24	1	1	3	41.33	17	10,352	
	61	30	23	6	1			2	29	29	2		4	56.00	21	10,785	
	62	26	20	6					26	26			6	51.66	14	12,500	
	63	34	26	7		1			33	33			6	76.33	22	11,772	
	64	17	10	4	3				14	14			6	75.83	10	14,100	
	66	14	9	5					13	13	1		4	69.25	8	10,500	
405	1	29	23	6					29	29			5	54.00	20	10,160	
	2	75	30	41	3	1		2	71	71			41	50.12	16	7,725	
	3	113	61	48	3	1		2	109	109			50	55.50	45	9,513	
	4	56	22	34				4	56	56	1		32	45.40	12	10,583	
	5	35	21	13	1				34	34			14	53.71	17	9,382	
	6	19	10	9				3	19	19			8	56.00	7	9,714	
	7	96	16	77		3		1	93	93			75	45.85	9	10,388	
	8	21	7	14					21	21			13	57.69	5	10,100	
	9	104	21	74	7	2		3	95	94	1		77	54.79	10	10,800	
	10	73	17	54	1	1		1	71	71	1		53	41.43	8	8,687	
	11	61	14	46	1				60	58	2		44	48.68	5	7,940	
	12	65	4	59	2				63	62	1		59	48.81	1		
	13	228	62	164	2			2	226	224	4		162	51.12	40	9,707	
	14	211	51	152	6	2		2	209	201	2		154	50.66	25	9,532	
	15	193	51	130	9	3		2	190	181	4		134	56.49	21	10,471	
	16	43	13	28	2			1	42	40	1		30	66.60	5	10,600	
	17	142	30	106	4	2		2	135	133	2		102	50.50	20	8,850	
	18	108	21	74	12	2		5	95	95	1		84	64.01	9	10,333	
	19	51	13	30	7			12	50	42	2		32	64.62	6	6,666	
	20	20	10	9	1	1		4	20	19			8	41.25	10	16,600	
	21	4		3		1		1	4	3			3	36.66			
	22	34	12	22					34	34			19	49.05	6	11,050	
	23	34	14	19	1			6	33	33	1		20	41.75	10	7,400	
	24	66	20	38	8			1	65	57	2		42	53.14	15	10,900	
	25	105	24	76	1	4		1	103	99			73	53.32	19	9,736	
	26	72	37	33	1	1		4	71	70			33	53.75	27	10,729	
	27	95	55	34	5			2	95	89	2		35	46.57	41	12,256	
	28	20	18	2		1		2	20	20			1		17	13,058	
	29	9	7	2					9	9			2		7	15,500	
	30	21	12	9				1	21	21			8	56.25	9	9,000	
	31	8	6	2					8	8			2		3	9,000	
	32	14	9	5					14	14			5	56.00	8	9,000	
	33	13	9	4				2	13	13			3	66.00	7	8,857	
	34	5	3	2					5	5			2		3	9,000	
	35	34	27	7				2	34	33			7	45.14	24	9,437	
	36	17	16	1				1	17	17			1		14	9,142	
	37	21	16	5					21	21			4	53.75	13	8,884	
	38	26	11	11	3	1			22	21			14	64.50	9	9,444	
	39	15	12	3					15	14			3	61.66	10	11,240	
	40	149	62	74	11	2		9	136	134	2		73	50.45	43	14,197	
	41	50	7	41	2			1	48	48	1		43	38.86	2		
	42	19	8	11					19	19			11	49.54	7	13,714	
	43	5	5						5	5		1	4	7.875	4		
	44	36	11	22	2	1			35	33	1		24	64.66	7	11,357	
	45	26	3	20	3			1	23	23			20	55.10	3	4,666	
	46	15	6	9				4	15	15			9	43.00	4	6,000	
	47	25	15	10				3	25	24			10	49.30	8	11,562	
	48	20	2	17				1	20	19			17	38.52	2		
	52	19	8	10		1		13	19	18	1		10	51.50	7	21,142	
	53	29	16	13					29	29			12	48.83	12	9,541	
	54	24	21	3					24	24			2		20	8,475	
	55	35	24	9	2			1	33	33			11	64.09	20	8,075	
	56	31	13	18					31	31	1		17	56.64	9	6,888	
	57	1															
406	1	36	13	23					36	35	1		23	52.82	7	11,528	
	2	61	8	51		2		2	60	59			50	42.06	5	8,800	
	3	50	11	39				1	50	50			36	43.80	7	10,285	
	4	47	7	39		1			46	44			36	49.33	3	10,333	

¹For renter - occupied dwelling units and vacant nonseasonal not dilapidated units, for rent.²For owner - occupied dwelling units and vacant nonseasonal not dilapidated units, for sale only.

Table 3.—CHARACTERISTICS OF HOUSING FOR CENSUS TRACTS, BY BLOCKS: 1950—Con.

Census tract	Block	All dwelling units by occupancy and tenure					All dwelling units by condition and plumbing facilities			Occupied dwelling units			Contract monthly rent ¹		Value ² of one-dwelling-unit structures	
		Total	Owner occupied	Renter occupied	Vacant non-seasonal not dilap., for rent or sale	Other vacant and non-resident	Number reporting	No private bath or dilap.	No running water or dilap.	Total	Persons per room		Number reporting	Average monthly rent (dollars)	Number reporting	Average value (dollars)
											Number reporting	1.51 or more				
406	5	3		3					3	3						
	6	34	3	31		31			34	34		30	4.673	1		
	7	79	6	69		71	8	1	77	77		57	5.079	2		
	8	59	6	52	1	56	4		58	57	1	52	4.639	4	9,625	
	9	35	2	26	1	35			34	34		25	5.644	5	14,300	
	10	17	2	10	2	17	1		12	11		10	7.250	1		
	11	8	1	7		8			8	8		7	4.128	1		
	12	8		8		8			8	8		8	5.062	1		
	13	37	8	28		37			36	36	1	26	5.157	2		
	14	125	9	112	4	122	1	1	121	120		115	52.34	4	9,250	
	15	50	4	46		47			50	50		43	4.634	1		
	16	40	20	20		40	1	1	40	40		20	4.695	15	10,033	
	17	72	16	56		72			72	72		55	5.069	10	14,000	
	18	34	14	19	1	34			33	33		19	4.621	10	10,350	
	19	25	10	13	1	25	1		23	23	2	14	5.035	4	9,000	
	20	38	18	20	1	37	1	1	38	38		20	5.505	13	10,230	
	21	36	11	22	1	36	1	2	33	33	2	22	4.877	7	9,000	
	22	69	21	46	2	69	2	2	67	66		43	4.983	13	9,923	
	23	40	13	26	1	39	1		39	39		25	5.068	9	12,055	
	24	44	10	29	4	43	1	1	39	38		31	4.580	7	10,357	
	26	46	3	42	1	46	3		45	45	1	41	4.595	2		
	27	50	13	36	1	48	5		49	49		34	5.220	8	8,687	
	28	128	28	100		127			128	125		97	52.50	20	8,250	
	29	71	28	39	1	70	1	1	67	66		39	4.030	17	10,000	
	30	69	22	44	2	66	3	3	66	64	1	45	6.204	14	8,607	
	31	99	53	43	3	98	4	4	96	95		43	5.025	35	8,548	
	32	40	22	17	1	37	3	3	39	38		17	3.417	18	8,972	
	33	35	22	11	1	33	1		33	33		10	5.450	20	9,275	
	34	71	16	51	4	67	4	3	67	66	1	53	7.083	14	13,178	
	35	71	8	57	6	62	2	2	65	62		62	6.603	6	8,750	
	36	102	19	78	1	96			97	95		77	52.35	10	10,600	
	37	39	11	27	1	38	3	1	38	37		27	4.625	7	16,071	
	38	108	14	93	1	103	1	1	107	106	2	91	48.32	9	14,700	
	39	63	15	44	4	61			59	59		43	4.323	6	8,833	
	407	1	232	36	189	5	230		2	225	225	1	188	51.70	18	9,555
		2	61	26	32	2	58	10		58	58		33	4.978	24	7,800
		3	23	8	15		23	3		23	23	1	15	4.953	6	8,833
		4	23	11	8	2	22	4		19	19	3	9	4.322	6	10,166
		6	51	12	37	2	48			49	46		37	4.654	6	9,250
		7	50	20	28	1	49			48	46		27	5.037	11	10,090
		8	36	23	13		36			36	35	1	12	5.183	13	12,192
		9	37	14	20	1	37	1	1	34	33		20	53.90	6	12,916
		10	75	15	57	2	71			72	71		55	66.25	6	12,750
		11	38	15	21	2	36	2		36	35	1	20	51.90	9	13,111
12		38	8	29	1	37			37	36		29	37.17	8	17,125	
13		8		7		8	1	1	7	7		6	5.050			
14		30	6	23	1	29	6	2	29	29	1	20	52.80	4	11,125	
15		74	16	58		74	7		74	73	4	55	58.58	4	10,000	
16		14	7	7		14			14	14		6	5.550	2		
17		67	16	50		66			66	66		49	45.00	7	10,457	
18		31		31		30			31	31	1	31	37.32			
20		1														
21		32	11	21		32	15		32	32		21	30.14	6	6,666	
22		32	18	14		32	4		32	32		14	49.57	14	8,285	
23		51	18	31	1	51	7	2	49	48		32	45.62	9	9,500	
24		74	18	52	3	74	7		70	70	3	55	65.60	12	9,916	
25		40	18	20	1	40			38	38	1	19	54.84	11	9,727	
26		47	24	22	1	47	4		46	46		21	42.90	17	8,470	
27		26	12	14		26			26	26	1	13	52.00	7	10,071	
28		69	31	37	1	68	1		68	68		37	51.62	22	9,627	
29		72	21	48	2	68	1		69	69	2	46	50.76	13	8,500	
30		101	37	58	5	100	1		95	89	1	60	52.86	16	11,156	
31		47	10	37		46			47	46		36	62.05	5	14,700	
32		108	18	85	5	105	2	2	103	103		84	46.15	4	10,500	
33		42	16	24		42	4		40	40		24	49.66	7	9,428	
34		49	11	35	2	49	6		46	46	1	33	42.33	5	7,800	
35		54	14	40		51	11		54	53	5	39	44.41	8	7,312	
36		28	4	24		28	9		28	28	2	22	31.90			
37		2														
40		87	4	81	2	86	22	1	85	85	4	80	43.78	1		
41		78	3	70	4	62	14		73	73	2	74	44.86	1		
42		53	4	48	1	53			52	51		46	45.84	1		
43		24	5	17	2	23			22	22		19	54.42	3	10,333	
44		2														
408		1	16	15			1		14	15					14	17,392
		2	26	25			1		20	24					23	19,347
		3	64	61	3		63		64	62					53	18,792
		4	37	34	3		36	1	37	37			3	35.00	22	19,477
	5	21	20	1		17		21	18					13	25,730	
	6	19	16	1		19	2		17	17		1		15	16,200	
	7	18	16	2		17			18	18		2		13	17,215	
	8	14	14			14			14	14				14	16,521	
	9	32	29	2		32			31	31		2		29	17,000	

¹For renter - occupied dwelling units and vacant nonseasonal not dilapidated units, for rent.
²For owner - occupied dwelling units and vacant nonseasonal not dilapidated units, for sale only.

HOUSING—BLOCK STATISTICS

Table 3.—CHARACTERISTICS OF HOUSING FOR CENSUS TRACTS, BY BLOCKS: 1950—Con.

Census tract	Block	All dwelling units by occupancy and tenure					All dwelling units by condition and plumbing facilities			Occupied dwelling units			Contract monthly rent ¹		Value ² of one-dwelling-unit structures		
		Total	Owner occupied	Renter occupied	Vacant non-seasonal not dilap., for rent or sale	Other vacant and non-resident	Number reporting	No private bath or dilap.	No running water or dilap.	Total	Persons per room		Occupied by non-white	Number reporting	Average monthly rent (dollars)	Number reporting	Average value (dollars)
											Number reporting	1.51 or more					
408	10	30	27	1		2			28	27			1		24	17979	
	11	24	23			1			23	23					23	16260	
	12	22	20		1	1			20	20					20	18450	
	13	25	25						25	25					23	18452	
	14	23	21	2					23	23				1	19	16789	
	15	15	14	1					15	15				1	14	13285	
	16	16	15	1					16	16				1	12	15166	
	17	18	18	2					18	18				1	13	18192	
	18	11	10	1					11	11				2	10	12900	
	19	16	15	1					16	16				1	14	16714	
	20	24	12	10	1	1	24			22	22			5	7	12357	
	21	24	19	5			23			24	24			10	15	14233	
	22	16	12	4			16			16	16			4	9	8125	
	23	27	7	20			27			27	27			20		6440	
	24	48	12	34	2		48			46	45			33	6	6290	
	25	68	11	56	1		66	1	1	67	67			54	6	13500	
	26	62	24	37	1		62			61	61	1		35	12	10214	
	27	72	14	57	1		70			71	69	1		54	10	10820	
	28	39	12	26			39			38	38			19	19	13173	
	29	30	25	4			30			29	29			2	25	14920	
	30	34	32	2			34			34	34			1	32	14665	
	31	33	28	3		2	33			31	31			3	26	14453	
	32	36	34	2			33			36	34			1	31	15129	
	33	29	29				29			29	29				29	15224	
	34	25	22	2		1	24			24	23			2	20	14285	
	35	13	13				12			13	13				13	15284	
	36	17	15	2			17			17	17			2	15	15300	
	37	20	20				20			20	20				20	14450	
	38	13	13				13			13	13				11	14409	
	39	19	17	2			19			19	19			2	17	15470	
	40	32	30	2			32			32	32			2	27	15092	
	41	36	34	1		1	36			35	35				33	14590	
	42	47	42	5			47			47	47			5	40	13500	
	43	39	36	3			39			39	39			2	34	13073	
	44	43	31	11		1	42			42	42			11	24	10791	
	45	33	12	19	2		33	4	2	31	31			19	9	9555	
	46	46	12	33		1	45	1		45	45			31	5	8200	
	47	30	18	12			30	1	1	30	30			12	14	11392	
	48	30	19	10		1	30			29	29			9	14	10000	
	49	14	7	7			14	1	1	14	14			7	5	7400	
	50	10	7	3			10			10	10			3	6	11416	
	51	43	38	3		2	43		1	41	41			2	35	12394	
	52	59	56	3			57			59	54			2	45	15091	
	53	14	13	1			13			14	13				11	15621	
	54	18	17	1			15			18	17			1	14	18000	
	55	12	11	1			12			12	11			1	10	16500	
	409	1	281	156	113	9	3	272	2	2	269	264	3	108	79.77	143	16512
		2	1														
		4	1														
		5	8	8				8			8	8				8	12212
		6	12	12				12			12	12				12	12458
		7	18	16	2			18			18	18				14	11714
		8	1														
		9	41	41				40			41	41				41	16634
		10	19	19				19			19	19				17	17311
12		13	9	4			13			13	13			4	8	11000	
13		25	23	1		1	25			24	24			1	23	11956	
14		2															
15		24	24				23			24	24				24	12520	
16		20	18	1		1	20			19	19			1	18	12611	
17		16	15	1			16			16	16			1	15	12166	
18		26	23	3			26	1	1	26	26			2	23	13373	
19		40	36	4			40			40	40			4	35	12642	
20		35	33	2			34			35	35			2	31	12419	
21		24	22	2			24			24	24			2	22	11181	
22		16	13	3			16			16	16			2	13	13538	
23		8		8			8	3	1	8	8			8			
24		26	6	11		1	26	1	1	17	17			19	2		
25		23	15	7			23			22	22			8	2	11642	
29		3	2	1		1	3		2	3	3			1	1		
30		26	18	8			26			26	26			7	13	11538	
31		32	27	5			31			32	32			4	26	12057	
32		36	30	5		1	36			35	35			3	29	12086	
33	31	31				29			31	30				29	11913		
34	40	36	4			39			40	40			2	30	11166		
35	22	20	2			21	1	1	22	22			2	19	13157		
36	1																
38	7	1	5		1	7			6	6			6	1			
40	9	9				9			9	9				9	13722		
41	16	16				16			16	16				16	14531		
42	11	3	8			11			11	11			8	2			
44	22	7	15			20			22	22			15	3	16000		
45	12	4	8			11			12	12			7				
46	14	14				14			14	14				14	15642		
47	14	13	1			14			14	14			1	13	15923		

¹For renter-occupied dwelling units and vacant nonseasonal not dilapidated units, for rent.
²For owner-occupied dwelling units and vacant nonseasonal not dilapidated units, for sale only.

Table 3.—CHARACTERISTICS OF HOUSING FOR CENSUS TRACTS, BY BLOCKS: 1950—Con.

Census tract	Block	All dwelling units by occupancy and tenure					All dwelling units by condition and plumbing facilities			Occupied dwelling units			Contract monthly rent ¹		Value ² of one-dwelling-unit structures		
		Total	Owner occupied	Renter occupied	Vacant non-seasonal not dilap., for rent or sale	Other vacant and non-resident	Number reporting	No private bath or dilap.	No running water or dilap.	Total	Persons per room		Occupied by non-white	Number reporting	Average monthly rent (dollars)	Number reporting	Average value (dollars)
											Number reporting	1.51 or more					
409	48	22	21			1			22								
	49	11	10	1					11					1			
	50	5	5						5								
	51	8	8						8								
	52	8	8						8								
	53	11	10			1			11								
	54	11	12	1					13								
	55	23	23						22					1			
	56	9	8						9								
	57	11	11						11								
	58	16	16						16								
	59	10	10					1	10								
	60	305	282	15	3	5	3	1	301				9	11 777	277		
	61	21	19	1					21				1				
	62	20	5						20								
	63	10	10						10								
	64	10	10						10								
	65	30	30						30								
	66	31	31						30								
	67	37	37	1					37								
	68	1							1								
	69	12	11	1					12								
	70	12	13			1			15								
	71	13	12			1			12								
	72	21	14	6					21					4 875			
	73	49	39	6	1	3			48				4	6 916			
	74	3	3						3								
	75	3	4						5								
	76	31	30	1		1			31								
	77	34	32	1		1		1	34				2				
	78	34	32	2					34								
	80	44	40	2					44								
	81	15	14			1			14								
	82	3	3						3								
	83	4	3	1					4								
	84	7	6	1					7								
	85	19	15	3					19								
	86	28	22	3		3			28					5 333			
	87	23	21	2					23					3 933			
	88	19	17	2					19								
	89	5	4	1					5								
	90	6	6						6								
	92	31	16	13	2				29					8 493			
	93	34	21	12	1				34					6 491			
	94	23	22	1					23								
	95	3	3						3								
	96	35	14	18	3				35								
	98	3	2	1					3								
	99	4	4						4					8 052			
	100	6	4	2					6								
	101	2							2								
	102	21	19	2					21								
	103	22	18	3		1			22					9 875			
	104	20	17	3					20					7 433			
	105	24	24						24								
	106	3	3						3								
	107	13	12	1					13								
	108	10	7	3					10								
	109	20	18						20			1		47 00			
	110	20	20						20								
	111	16	15						16								
	112	21	21						21								
	113	19	19						19								
	114	4	4						4								
	115	23	22	1					23								
	116	19	17	2					19								
	117	7	1	6					7								
	118	4	4						4					5 650			
	119	13	12	1					13								
	120	24	21	3					24								
	121	17	15	2				1	17								
	122	26	22	4					26								
	123	10	9	1					10								
	124	2							2								
	125	40	34	5	1				39					7 400			
	126	14	8	6					14					6 233			
	127	3	3						3								
	128	6	6						6								
	129	51	21	28	2				48				30	59 33			
	130	8	7	1					8								
	131	18	17			1			17								
	132	10	8	1					10								
	133	10	10						10								
	134	8	6	2					8								
	135	36	21	14	1				35								
	136	10	1	8					10					79 57			
	138	11	9			1			11					7 411			

¹For renter - occupied dwelling units and vacant nonseasonal not dilapidated units, for rent.
²For owner - occupied dwelling units and vacant nonseasonal not dilapidated units, for sale only.

HOUSING—BLOCK STATISTICS

Table 3.—CHARACTERISTICS OF HOUSING FOR CENSUS TRACTS, BY BLOCKS: 1950—Con.

Census tract	Block	All dwelling units by occupancy and tenure					All dwelling units by condition and plumbing facilities			Occupied dwelling units			Contract monthly rent ¹		Value ² of one-dwelling-unit structures		
		Total	Owner occupied	Renter occupied	Vacant non-seasonal not dilap., for rent or sale	Other vacant and non-resident	Number reporting	No private bath or dilap.	No running water or dilap.	Total	Persons per room		Number reporting	Average monthly rent (dollars)	Number reporting	Average value (dollars)	
											Number reporting	1.51 or more					Occupied by non-white
409	139	8	7	1		7			8	8	1				6	31,333	
	140	30	27			30			27	27					26	25,750	
	141	12	11		1	12			11	11					12	26,541	
	142	12	12			12			12	12					12	21,916	
	143	21	20	1		21			21	21					19	22,347	
	144	25	22	2		25		1	24	24					22	20,845	
	145	14	14			14			14	14					13	16,923	
	146	26	22	1	1	26		2	23	23			1		20	20,136	
	147	21	21			21			21	21		1			22	17,700	
	148	27	25		1	27		1	25	25					26	14,865	
	149	20	19	1		20			20	20			1		19	19,578	
	150	7	7			7		1	7	7					6	23,666	
	151	8	8			8			8	8					8	19,625	
	152	15	14			15		1	14	14					14	21,071	
	153	18	17		1	18			18	18					17	19,470	
154	11	6	1		11			7	7					6	17,333		
410	1	33	30	3		32			33	32					27	12,325	
	3	7	2			7			7	7			2		2	73,40	
	4	66	24	41		65		2	65	64		39	57,46	18	10,466		
	5	65	35	30		65		6	65	64		30	58,03	27	11,518		
	6	56	34	21	1	52			55	55		21	57,52	27	11,833		
	7	52	31	19	1	52		1	50	49	1	18	49,83	21	10,571		
	8	71	34	33	4	70			67	66		37	57,35	27	10,825		
	9	45	31	11	3	45			42	42	1	11	53,18	26	10,634		
	10	40	32	8		38			40	40		8	45,62	30	10,546		
	11	131	91	40		129		2	131	131		33	76,00	73	14,330		
	12	6	2	4		3			6	4				1			
	13	46	37	8		43		1	45	42			5	81,00	33	15,939	
	14	37	36			37		2	36	35				35	13,828		
	15	62	19	38	4	59		1	57	56		41	69,04	11	12,045		
	16	29	17	12		29			29	29	2	11	44,27	14	9,857		
	17	24	9	13	2	24			22	22		15	54,06	8	15,162		
	18	10	9			10		1	9	9				9	10,055		
	19	8	7	1		8			8	8				1		6	16,916
	20	13	12	1		12			13	13				1		12	16,375
	21	16	11	5		16		1	16	16			3	58,33	11	15,136	
	22	25	11	13	1	24			24	24		14	73,57	8	16,375		
23	33	23	9		33		2	32	31		9	69,22	16	16,468			
26	88	34	49	1	86		2	83	82	2	49	39,89	17	7,882			
27	127	10	113	1	121		1	123	122		111	57,38	6	13,500			
28	34	9	23	1	34			32	32		21	68,85					
30	52	33	17	2	52			50	50		18	91,11	23	12,247			
31	44	39	4		44			43	42		5	67,00	34	12,388			
32	57	34	21	2	57		1	55	55	1	22	52,63	24	11,362			
33	48	32	13	1	48		2	45	44		13	55,61	28	12,839			
34	48	34	12	2	48		1	46	46		14	49,00	25	13,280			
35	55	32	19	4	55			51	50		21	59,00	25	13,520			
36	43	17	26		39			43	43		26	53,88	11	13,000			
411	2	4	4			4			4	4					4	14,250	
	3	1				1			1	1					7	21,714	
	4	8	7	1		8		1	8	8				1			
	5	1				1			1	1							
	6	366	257	98	4	363		6	355	353	4	93	72,76	226	18,112		
	7	7	7			7			7	7				7	25,442		
	8	177	146	14	6	176		4	160	160		13	81,92	139	18,020		
	9	4	3	1		4			4	4					2		
	10	14	12	2		14			14	14					12	25,975	
	11	53	39	10	1	53		1	49	49		9	80,33	33	14,933		
	12	2				2											
	13	1				1											
	14	26	10	16		25			26	26		16	46,56	7	10,428		
	15	36	11	18	7	36			29	29		18	64,16	9	10,777		
	16	20	14	6		20			20	20	2	6	59,23	13	15,115		
	17	15	12	2		15		1	14	14				2		12	15,083
	18	33	17	15	1	32			32	32	1	14	86,78	15	20,200		
	19	153	32	109	10	135		2	141	141		117	74,45	12	20,625		
	20	30	2	26	2	30			28	28		28	95,00				
	21	44	39	5		41			44	44		3	76,66	32	17,609		
	22	51	16	33	2	45			49	49		34	65,94	11	12,890		
23	99	18	77	1	77		3	95	89		74	79,64	12	13,616			
24	14	12	2		14			14	14		2		12	17,750			
25	31	31			31			31	31				31	19,993			
26	44	39	4		43		1	43	41		3	86,66	38	14,763			
27	29	18	8		29		2	26	26		7	44,14	15	13,300			
28	103	33	64	6	101		3	97	96		67	58,65	21	9,357			
29	65	41	24		62		1	65	64	1	23	47,95	30	9,760			
30	66	30	34	2	65			64	64		36	49,66	21	12,000			
31	46	5	41		46			46	45		40	61,37					
32	41	7	32	2	41			39	39		33	89,57	3	13,733			
33	84	10	72	1	84		1	82	82		73	62,16	9	15,166			
34	86	14	67		85		1	81	80	1	70	64,70	9	14,500			
35	26	23	3		25			26	26		3	78,33	23	16,021			

¹For renter - occupied dwelling units and vacant nonseasonal not dilapidated units, for rent.
²For owner - occupied dwelling units and vacant nonseasonal not dilapidated units, for sale only.

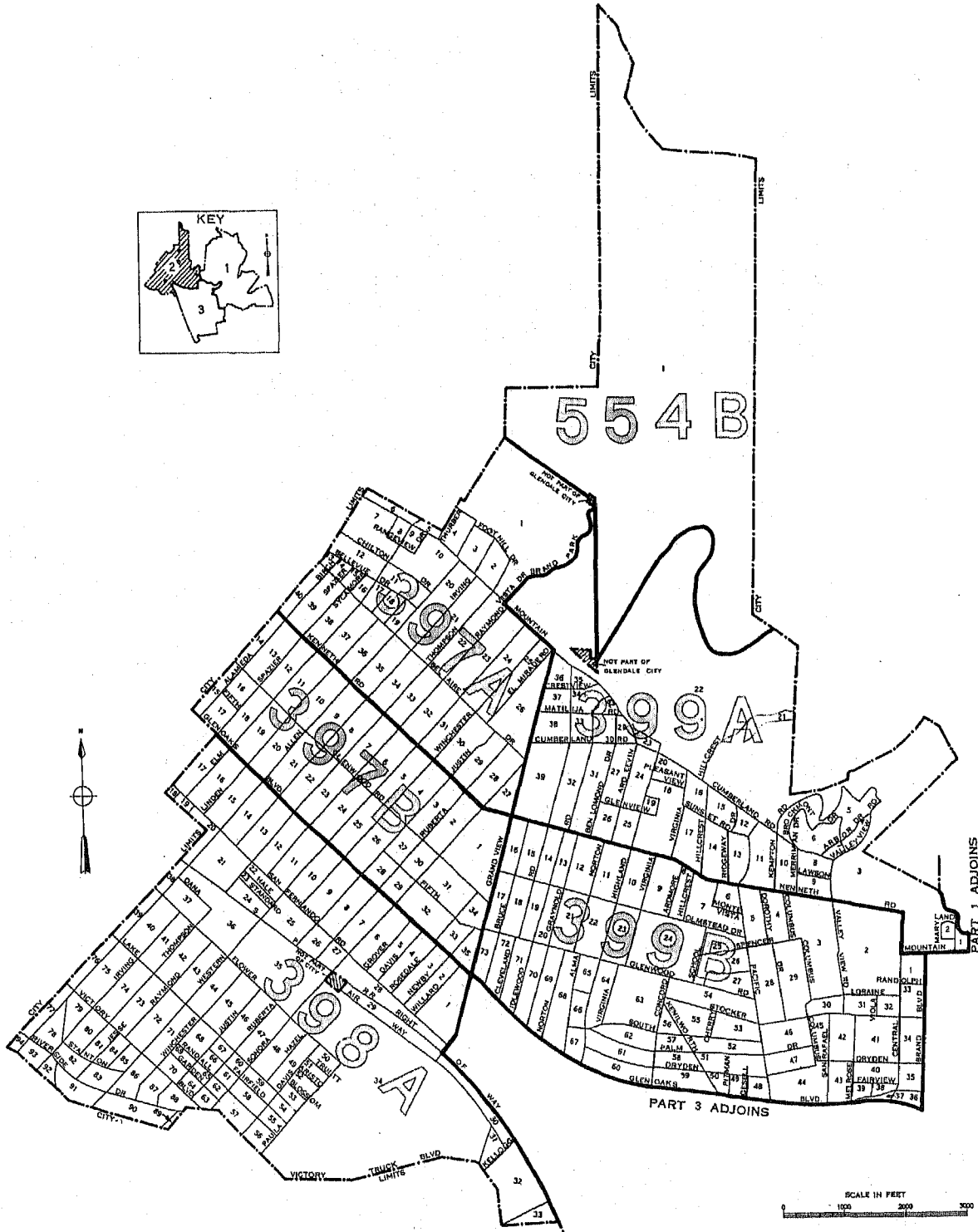
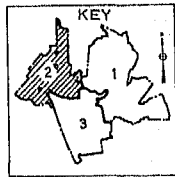
Table 3.—CHARACTERISTICS OF HOUSING FOR CENSUS TRACTS, BY BLOCKS: 1950—Con.

Census tract	Block	All dwelling units by occupancy and tenure					All dwelling units by condition and plumbing facilities			Occupied dwelling units			Contract monthly rent ¹		Value ² of one-dwelling-unit structures	
		Total	Owner occupied	Renter occupied	Vacant non-seasonal not dilap., for rent or sale	Other vacant and non-resident	Number reporting	No private bath or dilap.	No running water or dilap.	Total	Persons per room		Number reporting	Average monthly rent (dollars)	Number reporting	Average value (dollars)
											Number reporting	1.51 or more				
411	36	14	12	2		14			14	14		2		12	15125	
	37	7	6	1		7			7	7		1		6	24166	
	38	36	13	23		36	3		36	36	1	22	39.40	10	18050	
	39	167	51	109	3	157	7	1	160	158	3	101	45.64	35	12742	
	40	37	11	22	3	37			33	33		25	52.76	7	14714	
	41	61	22	38		61			60	60		38	48.60	12	10583	
	42	56	23	32	1	56	7	1	55	55	1	33	48.15	10	11600	
	43	39	25	14		39	1		39	39		13	43.53	21	12071	
	44	61	29	31	1	58	5	3	60	60	1	29	43.55	20	11300	
	45	38	24	7	3	38	3	3	31	31		9	68.66	18	11000	
	46	22	21	1		22			22	22				21	13452	
	47	29	27	2		29			29	29				26	13923	
	48	93	79	13		89	1	1	92	92	1	10	72.00	72	15858	
	49	16	15	1		16			16	16		1		15	15033	
	50	13	11	1		13			12	12		1		10	13650	
	51	16	16			16			16	15				14	13285	
	52	34	33	1		34			34	34		1		32	13900	
	53	12	12			12			12	12				12	19041	
	54	16	16			15			16	16				16	15781	
	55	28	27	1		28			28	27				27	13870	
	56	8	7	1		8			8	8		1		7	17142	
	57	11	10	1		11			11	11		1		10	14950	
	58	1														
	59	57	54	3		55			57	56		3	127.66	52	14976	
	60	34	32	1	1	32			33	33		1		33	16575	
	63	9	9			8			9	9				9	16555	
	64	2														
	65	27	25	2		27			27	27		2		25	18560	
	67	7	7			7			7	7				7	17357	

¹For renter - occupied dwelling units and vacant nonseasonal not dilapidated units, for rent.
²For owner - occupied dwelling units and vacant nonseasonal not dilapidated units, for sale only.

GLENDALE, CALIFORNIA. BY CENSUS TRACTS AND BLOCKS: 1950

PART 2 OF 3 PARTS



LEGEND

- BLOCK NUMBERS
- TRACT NUMBERS
- TRACT BOUNDARIES
- U.S. DEPARTMENT OF COMMERCE, BUREAU OF THE CENSUS

