


1950 UNITED STATES CENSUS OF HOUSING

U. S. DEPARTMENT OF COMMERCE • BUREAU OF THE CENSUS



GRAND RAPIDS, MICH. **BLOCK
STATISTICS**

U. S. CENSUS OF HOUSING: 1950

Volume

- I General Characteristics
- II Nonfarm Housing Characteristics
- III Farm Housing Characteristics
- IV Residential Financing
- V Block Statistics

Housing statistics for census tracts are to be included in the Population reports on census tracts.

U. S. CENSUS OF POPULATION: 1950

Volume

- I Number of Inhabitants
- II Characteristics of the Population

Succeeding volumes will cover the following subjects:

Census Tracts, Nativity and Parentage, Nonwhite Population by Race, Persons of Spanish Surname, Institutional Population, Differential Fertility, Labor Force Characteristics, Occupation, Industry, Income, Internal Migration, Education, Characteristics of Families and Households.

UNITED STATES CENSUS of HOUSING : 1950
U. S. DEPARTMENT OF COMMERCE BUREAU OF THE CENSUS
CHARLES SAWYER, Secretary ROY V. PEEL, Director



BLOCK STATISTICS

GRAND RAPIDS
MICHIGAN


Prepared under the supervision of
Howard G. Brunsman, Chief
Population and Housing Division

1950 HOUSING CENSUS REPORT

VOLUME V, PART 72

UNITED STATES GOVERNMENT PRINTING OFFICE 1951

BLOCKS • WARDS





BUREAU OF THE CENSUS

ROY V. PEEL, *Director*

A. ROSS ECKLER, *Deputy Director*
HOWARD C. GRIEVES, *Assistant Director*
CONRAD TAEUBER, *Assistant Director*
MORRIS H. HANSEN, *Assistant Director for Statistical Standards*
ROBERT Y. PHILLIPS, *Assistant Director for Operations*
CALVERT L. DEDRICK, *Coordinator, International Statistics*
FRANK R. WILSON, *Information Assistant to the Director*

Population and Housing Division—

HOWARD G. BRUNSMAN, *Chief*
WAYNE F. DAUGHERTY, *Assistant Chief for Housing*
ROBERT B. VOIGHT, *Assistant Chief for Operations*
HENRY S. SHRYOCK, Jr., *Assistant Chief for Population*
EDWIN D. GOLDFIELD, *Program Coordinator*

Quality and Equipment Statistics—Robert C. Hamer, *Chief*
Inventory Statistics—Carl A. S. Coan, *Chief*
Developmental Programs—J. Hugh Rose, *Chief*
Residential Financing—Junia H. Honnold, *Chief*
Territories and Possessions—Joel Williams, *Chief*
Statistical Sampling—Joseph Steinberg, *Chief*
Statistical Procedure—Morton A. Meyer, *Chief*
Processing Operations—Milton D. Lieberman, *Chief*

Administrative Service Division—WALTER L. KEHRES, *Chief*
Agriculture Division—RAY HURLEY, *Chief*
Budget Officer—CHARLES H. ALEXANDER
Business Division—HARVEY KAILIN, *Acting Chief*
Field Division—LOWELL T. GALT, *Chief*
Foreign Trade Division—J. EDWARD ELY, *Chief*
Geography Division—CLARENCE E. BATSCHLET, *Chief*
Governments Division—ALLEN D. MANVEL, *Chief*
Industry Division—MAXWELL R. CONKLIN, *Chief*
Machine Tabulation Division—C. F. VAN AKEN, *Chief*
Personnel Division—HELEN D. ALMON, *Chief*

SUGGESTED IDENTIFICATION

U. S. Bureau of the Census. *U. S. Census of Housing: 1950. Vol. V, Block Statistics, Part 72.*
U. S. Government Printing Office, Washington, D. C., 1951.

For sale by the Superintendent of Documents, U. S. Government Printing Office, Washington 25, D. C.,
or any of the Field Offices of the Department of Commerce - Price 20 cents

PREFACE

This report presents statistics on characteristics of dwelling units by blocks for the city. The tabulations are based on data from the 1950 Census of Housing, taken as of April 1, 1950. Authorization for the 1950 Census of Housing as part of the Seventeenth Decennial Census was provided by the Housing Act of 1949, approved July 15, 1949.

The major portion of the information compiled from the 1950 Census of Housing appears in Volume I, *General Characteristics*; Volume II, *Nonfarm Housing Characteristics*; Volume III, *Farm Housing Characteristics*; Volume IV, *Residential Financing*; and Volume V, *Block Statistics*. Volume V consists of separate reports, issued as bulletins for each of the 209 cities which in 1940 or in a subsequent census had a population of 50,000 or more. These reports will not be bound into a single publication.

The subjects covered in both the 1950 and 1940 reports on characteristics of dwelling units by blocks are substantially similar.

This report was prepared under the direction of Howard G. Brunsman, Chief, Population and Housing Division, and Wayne F. Daugherty, Assistant Chief for Housing. Robert C. Hamer, Chief, Quality and Equipment Statistics Section, was in charge of coordinating the content and the format of the report with assistance from Carl A. S. Coan, Chief, Inventory Statistics Section; Floyd D. McNaughton, Chief, Equipment and Facilities Unit; Beulah Washabaugh, Chief, Tenure and Vacancy Unit; and Walter A. Hines. The compilation of the statistics was under the supervision of Robert B. Voight, Assistant Chief for Operations.

The collection of the information on which these statistics are based was under the supervision of Lowell T. Galt, Chief, Field Division. The geographic work, including the assignment of all block numbers and the preparation of maps, was under the supervision of Clarence E. Batschelet, Chief, Geography Division. The data were tabulated under the supervision of C. F. Van Aken, Chief, Machine Tabulation Division.

November 1951.

GRAND RAPIDS, MICH.

CONTENTS

INTRODUCTION

	Page		Page
General.....	1	Definitions and explanations—Continued	
Related reports.....	1	Persons per room.....	2
Use of data.....	1	Color of occupants.....	2
Comparability with 1940 Housing Census data.....	1	Contract monthly rent.....	2
Definitions and explanations.....	1	Value of one-dwelling-unit structures.....	2
Dwelling unit.....	1	Number reporting.....	2
Occupancy and tenure.....	2	Block identification.....	2
Condition and plumbing facilities.....	2		

TABLES

	Page
Table 1.—Characteristics of housing for the city: 1950.....	3
Table 2.—Characteristics of housing by wards: 1950.....	3
Table 3.—Characteristics of housing for wards, by blocks: 1950.....	4

Map of city, by blocks, appears following last page of tables.

BLOCK STATISTICS

INTRODUCTION

GENERAL

Volume V of the Reports on Housing consists of a separate report for each of the 209 cities which in 1940, or in a subsequent census prior to 1950, had a population of 50,000 or more. Each report presents for the city, by blocks, tabulations for a limited number of subjects obtained in the Census of Housing. The subjects in these reports are similar to those in the block statistics supplements to Volume I of the reports of the 1940 Census of Housing. The subjects in this report present the number of dwelling units classified by occupancy and tenure, condition and plumbing facilities, persons per room, color of occupants, average contract monthly rent of renter-occupied and selected vacant units, and the average value of one-dwelling-unit owner-occupied and selected vacant structures. In table 1, the statistics for these subjects are summarized for the city. Table 2 contains the statistics for wards; these are the only statistics for wards that will be published from the 1950 Census of Housing. In table 3, the data are presented by blocks within wards and block areas. Maps identifying the location of each block and the ward boundaries are a part of this report.

Related reports.—Related statistics for this city are contained in the Reports on Housing, Volume I, *General Characteristics*; and in the Reports on Population, Volume I, *Number of Inhabitants*, and Volume II, *Characteristics of the Population*.

The Reports on Housing for each State in Volume I present data on the characteristics of dwelling units for the State by residence (urban, rural nonfarm, and rural farm), for standard metropolitan areas, urbanized areas, counties, for urban places, places of 1,000 to 2,500 inhabitants, and rural-nonfarm and rural-farm dwelling units for each county. Each report includes the following subjects: occupancy, tenure, race of occupants, type of structure, year built, condition and plumbing facilities, water supply, toilet and bathing facilities, number of rooms, number of persons, persons per room, electric lighting, heating equipment, heating and cooking fuels, refrigeration equipment, kitchen sink, radio, television, and, for nonfarm units, the contract monthly rent, gross monthly rent, and value of one-dwelling-unit structures.

Volume I of the Reports on Population shows the 1950 population of each county and of each minor civil division within the county. It also contains figures for each incorporated place, for each unincorporated place with 1,000 or more inhabitants, and for incorporated places of 5,000 or more by wards. A special series of tables presents data for each urbanized area giving the incorporated places and portions of minor civil divisions within it.

Volume II of the 1950 Population Reports contains statistics on the general characteristics of the population. Chapter A of this volume repeats the figures on number of inhabitants as shown in Volume I; Chapter B presents demographic, economic, and social characteristics of the population; and Chapter C gives more detailed cross-classifications for States and large cities and standard metropolitan areas.

Use of data.—The tabulation of housing characteristics for areas as small as city blocks provides descriptive material of considerable value for technical studies of housing in the city. The statistics will be useful in compiling totals for special types of areas that may be defined to meet the requirements of individual investigators. Users of the data should bear in mind that in

practically all cases the data for a given block represent the work of only one enumerator. Consequently, housing characteristics for blocks are subject to a wider margin of error than is to be expected in the figures for tracts or wards which represent returns made by a number of enumerators. Misinterpretation of instructions by one enumerator may cause a significant bias in the statistics for a block even though it may have a negligible effect upon the figures for larger areas. For example, the enumeration of "condition" depended to a considerable extent upon the judgment of the individual enumerator. Also, failure to indicate the correct block number for a significant number of dwelling units may introduce errors into the block data.

Comparability with 1940 Housing Census data.—In the 1940 Census of Housing, reports entitled "Block Statistics" were issued as supplements to the first series of Housing bulletins. These supplements consisted of separate reports for each of the 191 cities which had 50,000 inhabitants or more in 1930.

In the 1950 reports, the block numbers used are different, in most cases, from those used in the 1940 reports. Therefore, to compare 1940 and 1950 data for a given block, it is necessary to locate the block on the maps to obtain the corresponding 1940 and 1950 block numbers.

The subjects in both the 1940 and 1950 reports are substantially similar. However, data on number of structures, year built, and mortgage status have been omitted from the 1950 report. Furthermore, in the 1940 reports average contract or estimated monthly rent was reported for all dwelling units while in 1950 average contract monthly rent is reported for some, and average value for other, dwelling units.

DEFINITIONS AND EXPLANATIONS

More detailed and complete definitions are presented in Volume I of the Housing Reports.

Dwelling unit.—In general, a dwelling unit is a group of rooms or a single room, occupied or intended for occupancy as separate living quarters, by a family or other group of persons living together or by a person living alone.

A group of rooms, occupied or intended for occupancy as separate living quarters, is a dwelling unit if it has separate cooking equipment or a separate entrance. A single room, occupied or intended for occupancy as separate living quarters, is a dwelling unit if it has separate cooking equipment or if it constitutes the only living quarters in the structure. Also, each apartment in a regular apartment house is a dwelling unit even though it may not have separate cooking equipment. Excluded from the dwelling unit count are large rooming houses, institutions, dormitories, and transient hotels and tourist courts.

In the 1940 Census, a dwelling unit was defined as the living quarters occupied or intended for occupancy by one household. A household consisted of a family or other group of persons living together with common housekeeping arrangements, or a person living entirely alone. However, the enumerator was not explicitly instructed to define rooms as dwelling units on the basis of cooking equipment or separate entrance.

The number of dwelling units in the 1950 Census may be regarded as comparable with the number of dwelling units in the 1940 Census. Some living quarters may have been classified as separate dwelling units in the one census and not in the other. Further, in the 1950 Census, living quarters with five or more

lodgers were not tabulated as dwelling units; generally, such quarters were included in the 1940 dwelling unit count. However, the net effect of these changes is probably small.

Occupancy and tenure.—Dwelling units are classified by occupancy and tenure into four groups: owner-occupied; renter-occupied; vacant nonseasonal not dilapidated, for rent or sale; and other vacant and nonresident. A dwelling unit is classified as owner-occupied if it was owned wholly or in part by the head of the household or by some related member of his family living in the dwelling unit. All other occupied units are classified as renter-occupied whether or not cash rent was actually paid for living quarters. Rent-free units and living accommodations received in payment for services performed are thus included with the renter-occupied units.

A dwelling unit is considered vacant if no persons are living in it at the time of enumeration. New units not yet occupied were enumerated as vacant dwelling units if construction had proceeded to the extent that all the exterior windows and doors were installed and final usable floors were in place. The classification "Vacant nonseasonal not dilapidated, for rent or sale" is descriptive of the vacant dwelling units reported in this classification. "Other vacant and nonresident" units include all dilapidated and seasonal vacant units as well as the not dilapidated units which were not for rent or sale.

Because of changes in enumeration procedures, the counts of total vacant units in 1940 and 1950 are not strictly comparable. In 1940, vacant units were enumerated if they were habitable; units uninhabitable and beyond repair were excluded from the enumeration. In 1950, units were included regardless of condition if they were intended for occupancy as living quarters. Therefore, no comparison should be made between the data on "vacant nonseasonal not dilapidated, for rent or sale" units from the 1950 Census and data in the 1940 Census reports.

In both censuses, dwelling units occupied entirely by non-residents were included with vacant units not for rent or sale. Trailers, tents, houseboats, and railroad cars which were vacant were excluded from the dwelling unit inventory in both 1950 and 1940.

Condition and plumbing facilities.—Data on condition of a dwelling unit are shown in combination with data for selected plumbing facilities and are, therefore, limited to units for which both condition and plumbing facilities are reported. Plumbing facilities include water supply, toilet facilities, and bathing facilities.

The category "with private bath" includes those dwelling units reported with both a flush toilet and a bathtub or shower inside the structure for the exclusive use of the occupants of the unit. The category "no private bath" includes those dwelling units not having private flush toilet or not having private bathing facilities. The "no running water" category includes units with only piped running water outside the structure or with only other sources such as a hand pump.

A dwelling unit is "dilapidated" when it is run-down or neglected, or is of inadequate original construction, so that it does not provide adequate shelter or protection against the elements or it endangers the safety of the occupants.

Persons per room.—The number of persons per room has been computed for each occupied dwelling unit by dividing the number of persons in the dwelling unit by the number of rooms in the dwelling unit. All persons enumerated in the Population Census as members of the household (including lodgers, servants, and other nonrelated persons) are counted in determining the number of persons that occupy the dwelling unit. The number of rooms in the dwelling unit includes all rooms available for living quarters throughout the year. Not counted as rooms are bathrooms, closets, pantries, halls, screened porches, and unfinished rooms in the basement and attic.

Color of occupants.—Occupied dwelling units are classified by color of head of household according to the definition used in the

1950 Census of Population. The group designated as "nonwhite" consists of Negroes, Indians, Japanese, Chinese, and other non-white races. Persons who are not definitely Indian or of other nonwhite race are classified as white.

Contract monthly rent.—Contract monthly rent is the rent, at the time of enumeration, contracted for by the renter regardless of whether it includes furniture, heating fuel, electricity, cooking fuel, water, or personal services.

Monthly rent for vacant dwelling units is the amount asked for the dwelling unit at the time of enumeration. The average monthly rent relates to renter-occupied dwelling units and vacant nonseasonal not dilapidated units for rent. Dwelling units which are occupied "rent-free" are not included with the units reporting rent.

Value of one-dwelling-unit structures.—Average value is shown for owner-occupied dwelling units and vacant nonseasonal not dilapidated units which are for sale only. Value is shown only if the unit is in a one-dwelling-unit structure without business and if it is the only dwelling unit included in the property. The value represents the amount for which the owner estimates that the property, including such land as belongs with it, would sell under ordinary conditions and not at a forced sale. For vacant units, value is the sale price asked by the owner.

Number reporting.—Occupancy and tenure are reported for all dwelling units, and color of occupants is reported for all occupied units. The corresponding distributions for these subjects in table 1 are based on all dwelling units and on occupied units, respectively. For all other subjects, the distributions are based on the units for which the specific characteristics are reported, that is, the "Number reporting."

The number of dwelling units for which the enumerator obtained no report on a particular item is shown for the city totals only; however, the number "not reported" can easily be derived for each area in tables 2 and 3 by subtracting the number reporting from the total number of dwelling units (or total occupied).

Block identification.—A map or series of maps is included in this report showing block numbers for each block, number and letter designations for wards and block areas, and the names of principal streets.

Blocks are identified by serial numbers, a separate series of numbers being used for each ward or for a group of wards. Thus, the location of each block for which data are presented in table 3 may be determined by referring to the ward and block number shown on the map. Similarly, data for a specific block may be located in the table by reference to the map for the identification numbers of the ward and block.

In some cities "block areas" have been established to facilitate the numbering of blocks in groups of less than 1,000. This may cause a break in the sequence of block numbers within a ward. Where this occurs each part of the ward that is in a separate block area is distinguished on the map, and in the table the data are shown for blocks in numerical order within each block area section of the ward. When a boundary of a ward cuts through a block separating the block into segments, the statistics for each segment are tabulated in the ward in which it is physically located on the map. In such cases, to obtain the statistics for the entire block it is necessary to add the statistics for all segments.

If no dwelling units are reported for a block, the block number is not listed in table 3, although it is shown on the map. Dwelling units for which the block number was not reported are indicated in the table by the symbol "NR." Detailed data are not shown for such dwelling units, nor for blocks containing fewer than three dwelling units. Average monthly rent is not shown when the monthly rent was reported for fewer than three dwelling units. Average value is not shown when the value of one-dwelling-unit properties was reported for fewer than three dwelling units. All dwelling units are included, however, in the statistics for the city and for each ward.

GRAND RAPIDS, MICH.

Table 1.—CHARACTERISTICS OF HOUSING FOR THE CITY: 1950

Subject	Number	Percent	Subject	Number	Percent
OCCUPANCY AND TENURE			PERSONS PER ROOM		
All dwelling units.....	55,362	100.0	Occupied dwelling units.....	54,110	...
Owner occupied.....	33,138	59.9	Number reporting.....	53,091	100.0
Renter occupied.....	20,972	37.9	1.50 or less.....	52,345	98.6
Vacant nonseasonal not dilapidated, for rent or sale.....	533	1.0	1.51 or more.....	746	1.4
Other vacant and nonresident.....	719	1.3	Not reported.....	1,019	...
CONDITION AND PLUMBING FACILITIES			CONTRACT MONTHLY RENT		
All dwelling units.....	55,362	...	Renter-occupied, and vacant nonseasonal not dilapidated units, for rent—Number reporting.....	19,649	...
Number reporting.....	53,658	100.0	Total contract monthly rent..... dollars..	713,860	...
With private bath, not dilapidated.....	46,499	86.7	Average monthly rent..... dollars..	36.33	...
No private bath, with running water, not dilapidated.....	4,668	8.7	VALUE OF ONE-DWELLING-UNIT STRUCTURES		
No running water or dilapidated.....	2,491	4.6	Owner-occupied, ¹ and vacant nonseasonal not dilapidated units, for sale only—Number reporting.....	25,142	...
Condition or plumbing facilities not reported.....	1,704	...	Total value or sale price..... dollars..	224,304,000	...
No private bath or dilapidated.....	7,159	13.3	Average value..... dollars..	8,921	...
COLOR OF OCCUPANTS					
Occupied dwelling units.....	54,110	100.0			
White.....	52,464	97.0			
Nonwhite.....	1,646	3.0			

¹Restricted to 1-dwelling-unit properties.

Table 2.—CHARACTERISTICS OF HOUSING BY WARDS: 1950

Ward	All dwelling units by occupancy and tenure					All dwelling units by condition and plumbing facilities			Occupied dwelling units			Contract monthly rent ¹		Value* of one-dwelling-unit structures		
	Total	Owner occupied	Renter occupied	Vacant nonseasonal not dilap., for rent or sale	Other vacant and nonresident	Number reporting	No private bath or dilap.	No running water or dilap.	Total	Persons per room		Number reporting	Average monthly rent (dollars)	Number reporting	Average value (dollars)	
										Number reporting	1.51 or more					Occupied by non-white
TOTAL	55,362	33,138	20,972	533	719	53,658	7,159	2,491	54,110	53,091	746	1,646	19,649	36.33	25,142	8,921
1	13,234	7,448	5,447	136	203	12,950	2,271	991	12,895	12,753	189	15	5,129	28.15	5,274	7,810
2	19,171	10,532	8,170	206	263	18,328	2,581	1,036	18,702	18,179	302	301	7,619	41.08	7,881	8,747
3	22,957	15,158	7,355	191	253	22,380	2,307	864	22,513	22,159	255	1,330	6,901	37.16	11,987	9,524

¹For renter-occupied dwelling units and vacant nonseasonal not dilapidated units, for rent.

*For owner-occupied dwelling units and vacant nonseasonal not dilapidated units, for sale only.

HOUSING—BLOCK STATISTICS

Table 3.—CHARACTERISTICS OF HOUSING FOR WARDS, BY BLOCKS: 1950

[Detailed statistics not shown for blocks containing fewer than 3 dwelling units, nor for dwelling units not allocated by blocks (designated by NR)]

Ward	Block	All dwelling units by occupancy and tenure					All dwelling units by condition and plumbing facilities			Occupied dwelling units				Contract monthly rent ¹		Value of one-dwelling-unit structures	
		Total	Owner occupied	Renter occupied	Vacant non-seasonal not dilap., for rent or sale	Other vacant and non-resident	Number reporting	No private bath or dilap.	No running water or dilap.	Total	Persons per room		Occupied by non-white	Number reporting	Average monthly rent (dollars)	Number reporting	Average value (dollars)
											Number reporting	1.51 or more					
1	2	3	3						3	3						2	
	3	9	6	2	1				8	8	1		2			6	5.33
	4	12	9	1	2				10	10	1		1			9	4.50
	5	5	3						5	5						2	
	6	1															
	7	17	3	12	1	1			15	15	1		11	25.36		2	
	8	30	23	7					29	29	1		7	35.00		20	8.74
	9	5	4	1					5	5			1			1	
	10	16	11	4	1				16	16			4	33.25		10	6.52
	11	1															
	12	31	27	1		3			30	28		1	1			27	11.25
	13	23	23						23	23						23	10.98
	14	22	22						22	22						22	10.53
	15	48	38	10					46	47			9	31.66		32	8.56
	16	16	14	2					16	16			2			13	10.24
	17	11	9	1	1				11	10		1	1			10	11.04
	18	18	18						18	18						18	10.67
	19	22	21	1					22	22			1			21	8.54
	20	48	28	20					48	47		1	17	21.47		18	6.58
	21	26	18	8					26	25			7	23.57		15	6.16
	22																
	23	27	24	2		1			27	26			1			23	8.45
	24	50	32	15		3			43	47			12	23.66		19	7.53
	25	40	23	17					40	40			15	26.33		18	6.12
	26	49	29	18	1	1			46	47		3	15	21.80		17	8.07
	27	25	19	5	1				25	24			6	26.16		15	8.23
	28	47	28	19					45	47			17	21.11		12	6.08
	29	4	3	1					4	4			1			2	
	30	6	6						6	6			2			5	7.90
	31	9	9						9	9			2			5	9.00
	32	43	21	22					43	42			21	33.85		14	6.45
	33	18	15	3					18	18			1			11	7.39
	34	14	12	2					14	14			2			12	8.37
	35	21	19	2					21	21			1			15	9.56
	36	28	28						28	28			1			28	9.27
	37	24	24			1			24	26			2			23	9.76
	38	32	22	10					32	31			3	23.33		29	8.58
	39	24	22	2					24	24			1			19	8.78
	40	16	14	2					16	16			1			14	9.00
	41	20	19	1					20	20			1			19	9.18
	42	13	10	3					13	13			2			9	8.50
	43	9	7	2					9	9			2			7	6.54
	44	3	3						3	3						3	17.66
	45	1															
	46	5															
	47	4															
	48	14	13			1			14	13						13	12.50
	49	20	19	1					20	20			1			18	8.07
	50	21	17	3	1				21	20			3	42.33		18	9.50
	51	25	22	3					22	22						21	8.95
	52	25	22	3					24	24		1				21	9.61
	53	30	28	2					30	29			1			22	8.93
	54	29	26	3					29	29			1			28	8.84
	55	28	27	1					28	28						26	9.59
	56	27	26	1					27	26			1			26	10.21
	57	26	23	3					26	25			1			26	9.86
	58	12	9			1			12	12			2			7	9.69
	59	28	16	12					27	27			9			7	8.14
	60	19	14	5					19	19			4	19.55		8	7.71
	61	34	18	16					34	34			14	17.25		7	7.33
	62	36	22	13					34	34		1	14	32.00		9	6.38
	63	37	22	15					35	34			13	31.53		9	8.50
	64	37	18	19					37	37			18	24.50		12	8.50
	65	35	19	15					34	34			14	28.92		14	6.67
	66	24	12	11					24	23			10	28.70		6	6.08
	67	38	22	15					37	37			14	38.07		14	5.27
	68	39	24	15					37	38			15	55.86		16	6.25
	69	43	23	20					39	40			18	26.83		13	6.84
	70	37	17	20					37	37			20	19.10		8	6.56
	71	47	17	29					44	42			25	19.48		6	6.80
	72	14	9	5					14	14			3	15.33		4	6.50
	73	19	11	8					19	19			7	21.42		6	6.75
	74	9	9						9	9						7	7.60
	75	9	9						9	9						7	7.60
	76	35	18	16					35	34			16	29.18		6	8.00
	77	34	23	10					34	33			7	27.28		15	6.20
	78	11	9	2					11	11			1			8	5.81
	79	39	23	14					37	36			14	21.85		17	7.33
	80	32	28	4					32	32			4	40.00		23	7.49
	81	30	27	2					30	29			2			22	8.02
	82	32	24	7	1				30	31			4	27.50		23	7.16
	83	14	14						14	14						13	11.34
	84	25	19	5					25	24			6	28.00		18	8.75
	85	28	26	2					28	28						24	9.62
	86	24	19	5					24	24			5	48.00		18	8.60
	87	25	21	4					25	25			3	22.33		19	8.92
	88	26	18	8					26	26			6	28.83		13	6.92
	89	43	29	14					41	41			12	29.83		27	11.46
	90	77	58	19					77	76			18	29.61		46	7.80
	91	53	19	33	1				53	52			16	28.50		25	6.90
	92	25	19	6					25	25			1	18.75		16	6.61
	93	36	29	6					35	35			4	27.33		24	7.65

¹For renter - occupied dwelling units and vacant nonseasonal not dilapidated units, for rent.
²For owner - occupied dwelling units and vacant nonseasonal not dilapidated units, for sale only.

Table 3.—CHARACTERISTICS OF HOUSING FOR WARDS, BY BLOCKS: 1950—Con.

Ward	Block	All dwelling units by occupancy and tenure					All dwelling units by condition and plumbing facilities			Occupied dwelling units			Contract monthly rent ¹		Value ² of one-dwelling-unit structures	
		Total	Owner occupied	Renter occupied	Vacant non-seasonal not dilap., for rent or sale	Other vacant and non-resident	Number reporting	No private bath or dilap.	No running water or dilap.	Total	Persons per room	Occupied by non-white	Number reporting	Average monthly rent (dollars)	Number reporting	Average value (dollars)
										Number reporting	1.51 or more					
1	94	40	22	16	2											
	95	36	21	15												
	96	27	19	7												
	97	3	2	1												
	98	4	4													
	99	31	22	8												
	100	33	21	12												
	101	32	18	14												
	102	24	11	12												
	103	49	26	22												
	104	36	17	18												
	105	43	19	21												
	106	30	19	9												
	107	38	27	10												
	108	17	11	6												
	109	43	30	13												
	110	52	18	33												
	111	35	17	16												
	112	40	15	19												
	113	45	20	25												
	114	56	6	45												
	115	100	40	57												
	116	110	40	68												
	117	96	47	48												
	118	72	37	34												
	119	68	41	26												
	120	104	55	43												
	121	46	18	28												
	122	32	19	11												
	123	35	13	20												
	124	52	29	20												
	125	42	22	18												
	126	32	23	8												
	127	32	17	14												
	128	35	22	11												
	129	28	21	7												
	130	36	25	9												
	131	34	24	10												
	132	32	26	6												
	133	38	26	12												
	135	5	3	2												
	136	11	10													
	137	26	24	2												
	138	20	17	3												
	139	23	19	4												
	140	32	27	5												
	141	24	15	9												
	142	39	31	8												
	143	34	25	7												
	144	30	22	7												
	145	40	28	11												
	146	41	23	18												
	147	50	30	20												
	148	49	23	24												
	149	42	25	17												
	150	43	25	18												
	151	26	10	12												
	152	4	2	2												
	153	32	15	17												
	154	29	12	15												
	155	53	16	33												
	156	56	19	35												
	157	73	25	42												
	158	58	30	26												
	159	48	27	21												
	160	40	23	15												
	161	29	15	12												
	162	37	14	19												
	163	36	22	14												
	164	23	19	4												
	165	36	21	14												
	166	25	16	7												
	167	28	17	8												
	168	26	15	11												
	169	44	30	12												
	170	21	20	1												
	171	14	13	1												
	172	7	3	3												
	173	35	29	6												
	174	13	12	1												
	175	10	7	3												
	176	21	18	2												
	177	17	15	2												
	178	35	30	5												
	179	9	9													
	180	13	13													
	181	10	10													

¹For renter - occupied dwelling units and vacant nonseasonal not dilapidated units, for rent.
²For owner - occupied dwelling units and vacant nonseasonal not dilapidated units, for sale only.

HOUSING—BLOCK STATISTICS

Table 3.—CHARACTERISTICS OF HOUSING FOR WARDS, BY BLOCKS: 1950—Con.

Ward	Block	All dwelling units by occupancy and tenure					All dwelling units by condition and plumbing facilities			Occupied dwelling units			Contract monthly rent ¹		Value ² of one-dwelling-unit structures		
		Total	Owner occupied	Renter occupied	Vacant non-seasonal not dilap., for rent or sale	Other vacant and non-resident	Number reporting	No private bath or dilap.	No running water or dilap.	Total	Persons per room		Occupied by non-white	Number reporting	Average monthly rent (dollars)	Number reporting	Average value (dollars)
											Number reporting	1.51 or more					
1	182	10	10			10	1	1	10	10					8	9,437	
	183	12	12			12	2	2	12	12					12	8,791	
	184	7	7			7			7	7					7	7,885	
	185	11	10	1		10			11	10					10	9,300	
	186	8	7			7			7	6					7	9,928	
	188	19	16	3		18			19	18					15	7,526	
	189	15	13	2		14	3	1	15	12			2		11	6,136	
	190	23	21	2		23	1		23	23			1		20	11,065	
	191	17	12	5		15	2		17	17			5	3,340	10	9,200	
	192	15	10	5		14			15	15			4	2,450	6	7,750	
	193	26	13	13		26	5		26	26					9	5,944	
	194	31	19	11		31	7	1	30	30			12	16.75	9	5,370	
	195	50	18	29	2	50	16	2	47	47			11	21.09	17	5,370	
	196	40	22	17		40	12	5	39	39			30	22.26	10	5,550	
	197	27	9	18		24	11	4	27	24			16	18.81	11	5,863	
	198	24	6	13	2	24	13	9	19	19	2		15	26.86	4	3,125	
	199	58	21	35	1	58	17	2	56	56			35	36.91	7	7,750	
	200	47	18	28	1	47	13	6	46	46			28	32.28	6	6,142	
	201	23	11	12		23	4		23	23			12	30.66	7	6,428	
	202	20	9	11	1	20	14	5	18	18			9	31.33	5	4,460	
	203	10	3	7		10	5	2	10	10	1		7	16.57	5	6,600	
	204	29	13	16		29	7		29	29			16	24.68	5	6,600	
	205	21	7	11	2	20	4	1	18	18	1		11	28.18	5	7,200	
	206	26	14	12		26	11		26	26	1		11	19.45	10	7,500	
	207	59	21	38		58	5	5	59	58			36	27.47	9	6,277	
	208	52	33	19		51	5	2	52	52			19	27.00	29	8,844	
	209	28	25	3		28	2	1	28	28			2		22	8,804	
	210	27	24	3		27	3	2	27	27			3	25.00	21	7,557	
	211	16	15	1		16	13		16	16	1		1		12	8,625	
	212	15	15			15			15	15			1		13	9,346	
	214	1				1			1								
	215	5	5			5			5	5					5	12,200	
	216	8	8			8			8	8					8	11,500	
	217	8	7	1		8			8	8					6	8,833	
	218	8	6	2		8			8	8					6	9,833	
	219	7	6	1		7			7	7					6	9,500	
	220	12	10	2		12			12	12			2		10	9,500	
	221	8	8			8			8	8					8	10,812	
	222	27	22	5		27			27	27			5	26.40	20	6,475	
	223	10	10			10			10	10					9	9,000	
	224	12	7	5		12			12	12			5	22.80	5	8,800	
	225	24	13	10		24	5	1	23	23			9	19.00	9	6,333	
	226	39	16	23		39	6		39	39			1	24.47	5	8,800	
	227	16	10	6	1	16	3		15	15	1		1	21.09	1		
	228	40	7	33		40	5	2	39	39	3		3	21.64	4	3,625	
	229	31	19	11	2	31	3	2	30	30			1	26.47	6	5,000	
	230	31	10	11	2	30	2	8	21	21			1	36.72	5	7,000	
	231	17	8	9		17	7	6	17	17			9	27.32	4	7,525	
	232	28	9	19		28	18	12	28	27	2		17	39.00	3	6,000	
	233	31	28	3		31	20	14	37	37			28	36.67	4	5,500	
	234	40			1	39			40	40							
	235	36	13	22		35	17	14	35	35			1	33.00	4	5,000	
	236	27	12	15		27	11		27	27			1	25.66	7	6,071	
	237	6	6			6	4		6	6							
	238	32	16	16		32	4		32	32					5	7,400	
	239	9	9			9	4		9	9					5	8,000	
	240	38	21	17		38	3		38	38			1	23.31	5	8,000	
	241	41	28	14		41	3		40	40					14	5,307	
	242	58	34	23	1	57	2		57	57			1	19.73	20	5,215	
	243	6	6			6			6	6			2	29.23	19	9,052	
	244	17	13	4		17			17	17			3	21.75	5	9,052	
	245	22	18	4		22		1	22	22			4	42.00	8	13,200	
	246	26	23	3		26	2		26	26			4	29.50	14	13,521	
	247	1				1			1	1			2		22	11,522	
	248	24	19	5		23	2		24	24			5	30.80	16	14,781	
	249	35	24	11		35	11	1	35	34			1	33.80	19	11,947	
	250	16	10	6		16	1		16	16			10	24.00	11	7,454	
	251	25	19	6		24	1		25	25					18	6,716	
	252	41	31	8		39	3	1	39	39					27	8,303	
	253	41	31	8		39	3	1	39	39					27	8,303	
	254	36	23	11		35	8		34	34					15	6,306	
	255	33	19	14		33	8	5	33	33			3	18.11	10	6,510	
	256	33	22	11		33	1	1	33	33					10	27.50	
	257	41	18	22		40	7		40	40					13	6,461	
	258	28	9	17	2	27	9	4	26	26			2	22.66	8	5,812	
	259	29	10	19		28	9		29	28					3	7,500	
	260	26	16	10		26	6	1	26	26					3	6,833	
	261	43	9	32	2	41	15	5	41	41					13	5,823	
	262	4	3			4			4	4			1	20.70	4	6,500	
	263	48	16	28	3	46	23	3	44	44					4	5,200	
	264	48	12	34	1	46	28	11	46	46					5	5,000	
	265	35	13	20	1	34	28	27	33	33					6	4,333	
	266																
	267	43	6	37		41	27	16	43	43					2		
	268	23	5	18		23	10	2	23	22			3	5.82			
	269	54	15	36		54	14	7	51	50					3	7,000	
	270	55	15	38	1	55	23	9	53	52					3	5,500	
	271	26	12	12		26	9	3	24	24					5	5,860	
	272	21	9	12	2	20	7		21	18					5	5,900	
	273	11	9			11			11	11					5	5,900	
	274	27	12	15		27	2		27	27					8	6,250	

¹For renter-occupied dwelling units and vacant nonseasonal not dilapidated units, for rent.
²For owner-occupied dwelling units and vacant nonseasonal not dilapidated units, for sale only.

GRAND RAPIDS, MICH.

Table 3.—CHARACTERISTICS OF HOUSING FOR WARDS, BY BLOCKS: 1950—Con.

Ward	Block	All dwelling units by occupancy and tenure					All dwelling units by condition and plumbing facilities			Occupied dwelling units			Contract monthly rent ¹		Value ² of one-dwelling-unit structures		
		Total	Owner occupied	Renter occupied	Vacant non-seasonal not dilap., for rent or sale	Other vacant and non-resident	Number reporting	No private bath or dilap.	No running water or dilap.	Total	Persons per room		Occupied by non-white	Number reporting	Average monthly rent (dollars)	Number reporting	Average value (dollars)
											Number reporting	1.51 or more					
1	275	16	14	1					15	14					11	4,481	
	276	29	11	17					28	28					17	5,000	
	277	29	19	9					28	27			18	23.17	13	5,000	
	278	35	15	19	1				35	33			19	24.50	15	5,733	
	279	30	24	6					30	30			19	22.42	10	5,450	
	280	21	14	7					21	21	2		6	28.33	19	5,684	
	281	43	23	20					43	43			7	25.14	11	5,863	
	282	27	17	10					27	27			18	32.27	19	6,157	
	283	26	17	9					26	26			9	36.44	14	6,285	
	284	23	13	10					23	23			10	22.88	14	8,178	
													10	25.40	10	8,100	
	285	24	20	4					24	24			3	31.33	17	6,911	
	286	40	27	12	1				40	39			18	21.77	18	11,777	
	287	25	12	13					25	25			13	27.00	6	5,333	
	288	31	16	15					31	31			13	23.92	10	3,450	
	289	26	18	8					26	26			8	20.62	13	6,500	
	290	19	12	7					19	19			4	19.00	13	7,666	
	291	40	20	19					40	39		1	19	26.10	12	6,183	
	292	5	5						5	5			12	22.75	1	4,000	
	293	23	11	12					23	23	2		12	19.85	5	5,750	
	294	15	8	7					15	15			7		4		
	295	2															
	296	27	10	16					27	26			15	21.73	4	3,750	
	297	8	3	5					8	8			4	25.00	1		
	298	36	6	27	3				36	32		1	27	26.22	2		
	299	18	1	15	2				18	16			14	25.57			
	300	31	1	30					31	31			29	25.37			
	301	76	3	68	1				75	71			69	30.00			
	302	36	4	29					36	33			28	32.53	3	6,666	
	303	42	11	31	1				41	39			31	27.29	4	7,750	
	305	38	7	31					38	38			31	16.77	2		
	306	5	4	1					5	5			1		2		
	307	30	7	23					30	30			22	20.18	3	7,000	
	308	26	9	16	1				26	25			15	37.86	4	6,750	
	309	49	18	31					49	48			31	25.96	11	6,000	
	310	34	10	23					34	33			22	22.45	5	6,000	
	311	36	14	22					35	35			19	19.57	9	5,111	
	312	27	18	7					27	25			6	27.83	11	7,054	
	313	41	26	14					41	40			14	42.92	13	6,961	
	314	27	9	18					27	27			18	35.77	3	8,500	
	315	30	19	11					30	30			11	27.90	14	6,542	
	316	27	13	14					27	27			14	29.64	11	7,045	
	317	10	7	3					10	10			3	33.33	4	7,875	
	318	10	4	6					10	9			6	51.00	4	9,750	
	319	63	56	7					60	63			5	30.40	50	8,138	
	320	18	12	5					17	16			3	37.00	9	11,833	
	321	22	15	6					21	21			6	47.50	13	12,076	
	322	31	30	1					31	31			1		29	12,996	
	323	34	31	3					34	34			2		29	13,706	
	324	16	16						16	16			15	14.000			
	325	21	18	2					21	20			17	18.864			
	326	22	19	1					22	19			20	14.810			
	327	7	6	1					7	7			1	22,750			
	328	13	11	2					13	13			11	14.927			
	329	16	13	3					16	16			13	14,269			
	330	4	4						4	4			4	14,500			
	331	28	13	15					27	27			12	39.16			
	332	46	33	13					46	46			13	36.76	29	10,844	
	333	46	21	25					45	45			24	27.20			
	335	22	12	8					22	17			8	27.87	7	5,785	
	336	42	17	25					42	40			22	31.40	10	5,950	
	337	26	7	19					24	26			17	26.52			
	338	16	5	10					15	14			9	26.22	1	8,300	
	339	24	5	18					22	24			16	28.31			
	340	12		11					11	11			12	26.91			
	341	21	4	17					11	11			17	32.94			
	342	14	2	12					10	10			4	41.55			
	343	5		5					5	5			5	14,440			
	344	4	1	3					4	4			3	10.33			
	345	4		4					4	4			4	28.54			
	347	1															
	349	6	3	3					6	6			3	21.66			
	350	3		3					3	3			29	27.55			
	351	2		2					2	2			20	16.55			
	353	3		3					3	3			12	15.83			
	354	3		3					3	3			14	29.07			
	355	2		2					2	2			10	30.00			
	356	3		3					3	3			16	24.12			
	357	5	1	4					5	5			19	32.26			
	358	2		2					2	2			19	28.66			
	359	21	19	2					21	21			1		13	6,153	
	360	23	10	13					22	23			13	24.38			
	361	66	33	33					64	66			33	25.36			
	362	31	9	22					30	31			21	25.57			
	363	24	11	13					24	24			11	31.27			
	364	26	10	15					19	25			15	29.40			
	365	30	11	19					27	30			18	33.78			
	366	37	12	24					23	36			22	22.87			

¹For renter - occupied dwelling units and vacant nonseasonal not dilapidated units, for rent.
²For owner - occupied dwelling units and vacant nonseasonal not dilapidated units, for sale only.

HOUSING—BLOCK STATISTICS

Table 3.—CHARACTERISTICS OF HOUSING FOR WARDS, BY BLOCKS: 1950—Con.

Ward	Block	All dwelling units by occupancy and tenure					All dwelling units by condition and plumbing facilities			Occupied dwelling units			Contract monthly rent ¹		Value ² of one-dwelling-unit structures	
		Total	Owner occupied	Renter occupied	Vacant non-seasonal not dilap. for rent or sale	Other vacant and non-resident	Number reporting	No private bath or dilap.	No running water or dilap.	Total	Persons per room	Occupied by non-white	Number reporting	Average monthly rent (dollars)	Number reporting	Average value (dollars)
										Number reporting	1.51 or more					
1	367	22	8	12		2	22	14	1	20	20		12	32.66	5	6,200
	368	40	14	25		1	39	15	1	39	38		24	28.20	6	5,583
	369	34	12	22			34	4		34	34		18	30.88	5	5,400
	372	44	8	34	2		44	27		42	42	2	34	34.00	3	5,833
	373	58	9	44		1	55	33		53	50	2	42	41.02	2	
	374	69	12	53	3		69	33	2	65	65	5	53	30.69	2	
	375	28	11	17			25	8		28	27		17	23.05	3	4,583
	376	20	8	12			20	4		20	20		11	26.81	6	5,500
	377	24	11	11			24	2		22	22		11	30.00	2	
	378	20	13	6	2	1	20	1	1	19	19	1	7	27.28	6	6,333
	379	22	15	7			22	1		22	22	1	6	26.33	11	5,563
	380	36	23	13			36	6		36	36		12	21.16	15	5,166
	381	11	8	2		1	11			10	10		11		6	5,500
	382	36	16	19		1	35	5		33	33		19	31.78	7	6,714
	383	36	25	11			36			36	36		11	31.45	19	8,415
	384	24	14	10			24			24	24		10	24.90	8	2,937
	385	19	12	7			19			19	19		7	37.42	9	7,944
	386	17	15	2			17			17	17		2		13	10,038
	387	7	5	2			7			7	7		1		4	7,125
	388	6	6				6			6	6				5	8,600
	389	17	13	4		1	17	2		17	17		4	68.75	10	10,750
	390	22	12	9			22			21	21		10	24.30	8	9,250
	391	35	35				35			35	35				35	8,434
	392	22	8	13		1	22	4	4	21	21		12	22.25	4	6,750
	393	27	14	13			27	5	2	27	27		13	28.92	8	5,975
	394	30	9	21			30	9		30	29	2	21	26.85	6	7,283
	395	24	12	12		1	24	6		24	24		17	26.23	4	5,650
	396	24	11	13			23	5	3	24	24		13	26.07	5	4,400
	399	66	18	45	2	1	66	20	5	63	63	1	44	30.68	7	5,642
	400	33	6	27			33	16	5	33	33	3	26	30.92	2	
	401	4	4				4	2		4	4		4	20.75	3	4,433
	403	18	7	10	1		17	5		17	16		9	25.11	8	5,062
	404	33	12	20		1	31	10		32	32		19	33.68	8	5,062
	405	24	12	12			24			22	22		10	41.50	5	7,100
	406	25	14	11			25	5		25	25		11	31.72	6	6,583
	407	17	3	14			17			17	17		11	24.27		
	408	34	33	1			34			34	34		1		33	9,703
	409	13	11	2			13			13	13		2		11	12,363
	410	13	14	1			15			15	14		1		12	12,375
	411	16	9	7			16	1		16	16		7	38.85	8	8,650
	412	51	35	15	1	1	51			50	50		15	44.53	26	9,826
	413	47	39	6		1	47			45	45		5	39.80	38	10,157
	416	12	4	8			12			12	12		12		12	18,792
	420	15	12	3			15			15	15		3	26.66	4	18,877
	421	22	18	2		1	22			20	20		3		7	10,022
	422	24	22	2			24			24	24		2		7	10,050
	423	26	23	3			26		1	24	24		1		4	10,050
	424	24	14	9	1		23			23	23		1	34.55	7	9,011
	425	24	8	12	1		21			20	20		2	28.08	6	7,916
	426	17	11	6			17			17	17	1	5	31.60	9	7,111
	428	26	14	12			26			26	26		5	27.72	6	6,833
	429	21	10	11			20		2	21	20		11	28.88	4	6,375
	430	28	9	13		3	28	4	2	22	22		15	28.22	5	7,540
	431	30	15	14		3	30			29	29		15	27.73	7	7,542
	432	22	12	10		1	21	1	1	21	21		12	27.77	8	6,437
	433	26	10	13		3	23		1	23	22		2	28.00	7	5,000
	434	21	11	8			21			19	19		12	29.00	7	6,500
	435	16	10	4		2	16			14	14		10	28.66	7	7,785
	436	48	10	7		1	18		1	17	17	1	7	30.88	7	6,071
	437	12	11	1			12			12	12		1		9	9,577
	438	15	12	3			15			15	15		2		12	10,125
	439	8	5	3			8			8	8		2		12	10,500
	440	16	15	1			16			16	16		1		14	9,553
	441	20	11	9			20			20	20		1		17	7,700
	442	32	20	11		1	32			30	30		3	37.28	12	7,583
	443	16	8	8			16			16	16		9	23.77	9	5,733
	444	26	13	13			26			26	26		7	21.88	5	6,285
	445	19	11	7		1	19			18	18		13	28.99	7	5,857
	446	26	12	12		2	26			24	24		7	21.48	10	7,150
	447	55	17	38			55			55	52		11	27.45	5	6,900
	448	19	29	2		2	50			48	48		3	36.61	8	7,312
	449	69	16	49			69		4	67	67		28	24.92	12	7,025
	455	51	22	28		4	58		19	55	55		46	28.28	12	8,125
	456	59	32	26		1	67		1	66	66		26	27.33	13	5,730
	457	51	32	19			55		1	58	58		32	26.66	12	5,771
	458	25	12	13		1	25			25	25		29	26.93	9	5,916
	459	21	8	12			19			20	20		13	28.93	9	6,160
	460	18	11	7		1	17			18	18		1	18.13	4	5,500
	461	10	5	5			10		1	10	10		6	24.16	5	5,875
	462	34	20	13		1	34	5	3	33	33		11	24.54	15	6,433
	463	32	23	9			32		3	32	32		8	34.62	11	8,277
	464	20	15	4		1	20		3	19	19		3	22.22	12	9,166
	465	17	15	2			16			17	17		2		14	8,607
	466	36	23	12		1	35			34	34		11	26.18	18	8,777
	467	35	24	11			34	5	1	35	35		9	24.22	11	6,333
	468	22	13	9			22			22	22		8	27.75	10	5,300

¹For renter - occupied dwelling units and vacant nonseasonal not dilapidated units, for rent.
²For owner - occupied dwelling units and vacant nonseasonal not dilapidated units, for sale only.

Table 3.—CHARACTERISTICS OF HOUSING FOR WARDS, BY BLOCKS: 1950—Con.

Ward	Block	All dwelling units by occupancy and tenure					All dwelling units by condition and plumbing facilities			Occupied dwelling units			Contract monthly rent ¹		Value ² of one-dwelling-unit structures			
		Total	Owner occupied	Renter occupied	Vacant non-seasonal not dilap., for rent or sale	Other vacant and non-resident	Number reporting	No private bath or dilap.	No running water or dilap.	Total	Persons per room		Occupied by non-white	Number reporting	Average monthly rent (dollars)	Number reporting	Average value (dollars)	
											Number reporting	1.51 or more						
1	469	23	10	12					22	22			11	19.27	7	5314		
	470	23	15	7	1				22	22			17	40.85	14	5535		
	471	29	19	8					29	29			16	22.93	6	6416		
	472	15	16	5	1				14	14			6	31.66	5	8000		
	473	23	20	4					23	23			6	22.50	10	5250		
	474	25	20	4					24	24			4	23.75	16	5562		
	475	15	11	4	1	1			13	13			3	33.33	5	6390		
	476	40	26	14					40	40			13	34.76	21	6190		
	477	2	18	3					21	20			3	30.00	17	8205		
	478																	
	479	27	22	4		1			27	26			4	30.75	21	7928		
	480	25	24	1					25	25			1		23	8730		
	481	33	28	5					33	33			4	41.00	26	9238		
	482	31	27	4					31	31			3	31.00	26	8080		
	483	25	20	4					25	21			2		20	8465		
	484	16	16		4				16	16					16	9550		
	485	36	28	7		1			36	35			6	18.00	21	5666		
	486	29	21	7		1			29	28			6	33.83	16	7362		
	487	36	26	10					35	35		1	7	27.42	17	5441		
	488	13	12	1					13	13			1		10	6550		
	489	30	16	12		2			30	28			12	25.33	5	6100		
	490	22	12	10					22	22			10	24.00	5	6100		
	491	13	8	4					13	12			3	23.66	6	5750		
	492	52	18	29	2	3			52	47		1	2	30.86	6	3650		
	496	13	7	5		1			13	12			5	19.00	5	3060		
	497	31	23	6		1			30	29		1	5	26.40	18	5216		
	498	50	34	16		1			47	47			16	23.43	24	5529		
	499	44	27	17					44	44			14	30.35	15	5200		
	500	36	27	8		1			36	35			8	25.75	22	5445		
	501	70	39	30		1			69	69			23	25.82	26	5192		
	502	9	7	1		1			9	8		1	1		5	4480		
	503	16	12	4					14	16			2		9	4800		
	504	4	2	2					4	4		1	2					
	506	6	4	1		1			6	5			1		2			
	507	25	25						25	25								
	510	5	4	1					5	5			1		3	4166		
	511	1							1									
	514	56	11	45					56	55		4	44	25.65	3	6833		
	2	PART IN BLOCK AREA B																
		1	4	4					4	4						4	10000	
		2	9	9					9	9						9	13777	
		7	6	5	1				4	6						5	12400	
		8	2															
		9	8	8					8	8						8	13250	
		10	3	3					3	3						3	17666	
		11	4	3	1				4	4					1	2	12000	
		13	8	6	2				7	8					2	3	16166	
		14	7	7					7	7						7	16214	
		15	12	12					12	12						9	19255	
		16	11	9	2				10	11				1		8	23812	
17		1																
18		1																
19		6	6															
20		20	20					20	20						19	12510		
21		3	3					3	3						3	18000		
22		3	3					3	3					1	30	12103		
23		17	17	1		2		17	17						16	13256		
24		39	34	4		1		37	38					2	33	13384		
25		16	16					15	16						16	22375		
26		31	26	3		1		31	29				3	62.66	25	11480		
27		41	37	3		1		41	40		1	1	3	36.00	36	10077		
28		47	46	1				45	47						43	10941		
29		38	36	2				38	38				2		36	10647		
30		1																
31		10	8	1		1		10	9						9	20066		
32		4	4					4	4									
33		5	5					5	5						5	20000		
34		2																
35		1																
36		10	10					8	10						10	12600		
37		3	3					3	3						3	19000		
38		8	8					8	8						8	18562		
41		8	8					8	8						8	14937		
42		10	10					10	10						10	16850		
43		16	16					16	16						16	16000		
44	1													4	17000			
45	4	4					4	4						6	13833			
47	6	6					6	6						4	19625			
48	4																	
49	8						8	8						8	18375			
51	8						8	8						34	9455			
52	38				1		45	44		2		3	51.66	39	10128			
53	45						47	47				2	42.00	45	9726			
54	47						42	43				2		38	9671			
55	43						53	54				1		48	10479			
56	54						44	44						38	8428			
57	44																	

¹For renter - occupied dwelling units and vacant nonseasonal not dilapidated units, for rent.
²For owner - occupied dwelling units and vacant nonseasonal not dilapidated units, for sale only.

HOUSING—BLOCK STATISTICS

Table 3.—CHARACTERISTICS OF HOUSING FOR WARDS, BY BLOCKS, 1950—Con.

Ward	Block	All dwelling units by occupancy and tenure					All dwelling units by condition and plumbing facilities			Occupied dwelling units			Contract monthly rent ¹		Value of one-dwelling-unit structures	
		Total	Owner occupied	Renter occupied	Vacant non-seasonal not dilap., for rent or sale	Other vacant and non-resident	Number reporting	No private bath or dilap.	No running water or dilap.	Total	Persons per room		Number reporting	Average monthly rent (dollars)	Number reporting	Average value (dollars)
											Number reporting	1.51 or more				
2	58	83	67	3	13				70	70						
	60	17	15			81			17	17			2		69	10,036
	61	9	8			17			8	8					14	14,000
	62	11	10			9			10	10					5	15,400
	63	20	20			10			20	20					9	18,888
	64	18	15			20			18	18			3	46.00	20	19,325
	65	24	21			17			24	24			3	48.66	15	15,600
	66	21	18			24	1		21	20			3	40.66	20	8,975
	67	142	118	18	2	4	142	7	4	136	136	1	15	40.60	17	12,529
	68	11	11			11			11	11					119	7,734
	69	12	12			12			12	12					11	18,727
	70	11	11			11			11	11					12	21,750
	71	4	3		1	4			3	3					11	16,454
	72	18	16	2		18			18	17			2		4	14,125
	73	8	8			8			8	8					14	11,821
	74	23	22	1		23			23	23			1		7	12,428
	75	14	12	2		12			14	14			1		21	10,547
	76	17	16	1		16			17	17			1		9	13,000
	77	1				1			1	1					15	7,300
	78	15	15			15			15	15					14	19,071
	79	12	11		1	12			11	11					11	17,636
	80	7	7			7			7	7					7	13,857
	81	36	33			36			36	36					33	11,796
	82	19	9	10		19			19	19			10	67.10	8	7,375
	83	24	21	3		24			24	21			2		19	8,026
	84	25	23	2		25	1	1	25	25			1		22	7,363
	85	33	31	2		33	2	2	33	33			1		29	7,755
	86	46	41	4		46			45	45			2	16.33	39	11,243
	87	12	12			12			12	12					12	8,166
	88	26	22	4		26			26	26			3	44.33	22	8,922
89	21	12	9		21			21	18		1	7	38.00	10	8,630	
90	23	23			23			23	20					17	8,276	
91	26	25	1		26	1	1	26	26			1		23	8,039	
92	16	14	2		16			16	14			2		14	7,928	
93	25	22	3		25			25	24			3	53.33	22	10,159	
94	31	28	3		31			31	31			2		26	8,557	
95	27	23	4		27			26	26			3	57.66	20	11,575	
96	22	20	2		22			21	21					16	11,031	
98	14	12	2		14			13	13			1		11	18,409	
99	25	24	1		25			25	25			1		24	11,791	
100	24	20	4		24			24	24			4	52.50	18	9,405	
101	22	20	2		22			22	22			2		17	9,647	
102	24	24			24			24	24					19	8,236	
103	20	20			20	1		20	20					19	8,000	
104	27	23	4		27	4		27	27			3	30.00	15	6,933	
105	33	26	7		33			33	33			7	39.14	22	7,613	
106	28	23	5		28			28	28			4	40.75	20	9,375	
107	34	33	1		34	1		34	34			4		32	8,234	
108	23	14	9		23			23	23			7	53.57	10	9,770	
109	12	10	2		12			11	11					10	7,520	
110	10	9	1		10			10	10			1		8	8,125	
111	13	10	3		13			13	13			2		10	7,600	
112	16	14	2		16	1	1	16	15			1		13	6,923	
113	21	17	4		21			21	21			4	31.25	16	7,750	
114	29	23	6		29			29	29			5	36.00	20	7,700	
115	55	46	9		55			55	54			7	35.28	43	8,088	
116	4	4			4			4	3			1		1	5	
117	5	5			5			5	5					5	9,100	
118	10	8	2		10			10	9			2		5	8,200	
119	13	13			13			13	13					12	8,625	
120	32	28	4		32			31	30			3	21.66	25	8,200	
121	27	21	6		27			27	27			6	41.66	20	8,200	
122	8	8			8			8	8					8	6,687	
124	32	25	7		32			32	31			4	67.00	23	10,130	
125	1				1			1	1							
126	183	149	12	20	2	157	4	1	161	159	1	8	44.75	159	9,117	
127	34	20	4		34			24	24			4	52.25	19	10,552	
128	30	23	6		30			30	30			6	48.00	21	6,095	
129	40	34	6		40			40	40			5	48.80	30	8,133	
130	20	16	4		20			20	18			3	38.00	9	9,888	
131	9	8	1		9			9	9			1		8	8,437	
132	4	4			4			4	4					3	9,666	
133	15	14	1		15			15	14			1		11	8,045	
134	7	7			7			7	7					5	8,000	
135	18	18			18			18	18					17	8,382	
136	35	29	5		35			34	34			5	48.40	23	9,086	
137	36	27	9		36			36	36			8	37.50	23	5,817	
138	7	7			7			7	7					7	14,214	
139	4	4			4			4	4					3	6,333	
140	6	3	3		6			6	6			3	25.00			
141	35	25	10		35			35	35			1		9	7,289	
142	24	21	3		24			24	24			2	41.33	19	8,071	
143	5	5			5			5	5					5	10,140	
144	36	25	8		36			33	32			8	37.87	20	7,515	
145	20	16	4		20			20	20			2		13	7,000	
146	8	7	1		8			8	8					7	8,714	
147	10	5	5		10			10	10			5	40.40	1		

¹For renter-occupied dwelling units and vacant nonseasonal not dilapidated units, for rent.
²For owner-occupied dwelling units and vacant nonseasonal not dilapidated units, for sale only.

Table 3.—CHARACTERISTICS OF HOUSING FOR WARDS, BY BLOCKS: 1950—Con.

Ward	Block	All dwelling units by occupancy and tenure					All dwelling units by condition and plumbing facilities			Occupied dwelling units			Contract monthly rent ¹		Value ² of one-dwelling-unit structures	
		Total	Owner occupied	Renter occupied	Vacant non-seasonal not dilap., for rent or sale	Other vacant and non-resident	Number reporting	No private bath or dilap.	No running water or dilap.	Total	Persons per room		Number reporting	Average monthly rent (dollars)	Number reporting	Average value (dollars)
											Number reporting	1.51 or more				
2	149	14	9	5					14	14						
	150	13	11	1					11	11						
	151	19	14	4	1	1			12	12			4	26.25	7	4,428.8
	152	42	25	16	1	1			18	18			1	32.75	13	6,000.0
	153	33	25	8					17	17			17	39.25	17	6,655.8
	154	18	8	4					11	11			20	35.57	20	5,563.0
	156	31	22	4					11	11			4	42.75	5	9,700.0
	157	27	18	9	1				17	17			9	42.85	18	10,299.4
	158	39	27	12					33	33			9	34.00	16	7,343.3
	159	35	27	8					33	33	2		11	28.27	22	6,227.2
									35	35			8	28.12	20	6,735
	160	15	11	3		1			14	14			3	25.00	9	6,200
	161	11	4	7					11	11			7	35.28	2	6,200
	162	38	24	13	1				37	37			13	31.38	18	6,150.0
	163	36	27	9					36	36			8	27.12	24	7,428.8
	164	28	19	9					28	28			8	30.62	14	9,785.5
	165	4	4						4	4					4	7,377.4
	166	11	8	3					11	11			3	42.00	7	7,214.4
	167	20	16	4					20	20			3	24.00	14	6,683.8
	168	29	18	11					29	29			11	39.99	14	9,550.0
	169	38	21	17					38	38			14	42.50	14	9,550.0
	170	41	32	9					41	41			7	26.71	28	6,960
	171	17	15	2					17	17			2		14	6,985.6
	172	10	8	2					10	10			2		6	5,255
	173	3	1	2					3	3			2		2	5,255
	174	18	13	5					18	18			3	28.00	7	5,285
	175	40	20	20					40	40			19	30.15	11	6,000.0
	176	29	21	8					29	29	1		8	33.75	14	7,285
	177	28	13	15					28	28	2		14	40.92	7	5,771.1
	178	26	17	9					26	26			6	44.16	12	7,125
	179	47	35	11	1				46	46	2		11	35.63	29	6,241
	180	34	29	5					33	33			3	53.33	29	7,734
	181	35	24	11					35	35	1		8	38.25	16	6,937
	182	24	23	1					24	24			23		23	10,730
	183	14	10	2		2			12	12	1		2		10	4,950
	186	25	19	6					25	25			5	24.00	13	6,238
	187	28	23	5					28	28			3	45.00	20	5,950
	188	16	12	4					16	16			4	36.00	10	5,300
	189	17	13	4					17	17			4	26.75	13	6,038
	191	38	12	26					38	38			24	30.12	7	7,214
	192	13	9	4					13	13			4	32.00	7	7,714
	193	28	18	10					28	28	1		10	25.50	16	5,781
	194	32	9	22					31	31			20	33.25	6	7,000
	195	23	11	11		1			21	21			11	22.09	10	54,30
	196	59	33	26					59	59			23	28.65	26	5,324
	198	33	5	28					31	33			27	30.81	3	5,733
	199	30	17	12					29	27			9	36.55	6	5,666
	200	16	10	6		1			16	16			6	26.33	9	7,055
	201	41	29	12					41	40			12	35.16	20	6,365
	202	55	42	13					55	52	1		13	24.69	37	5,810
	203	3	2	1					3	3					2	
	205	13	10	2	1				12	11			1		11	8,636
	206	44	40	4					42	41			39	25.28	39	8,528
	207	34	31	3					34	34			2		30	7,926
	208	59	33	26					56	56			1		49	8,344
	209	21	14	7					21	20			6		12	7,241
	210	24	20	4	1				24	22			4	39.00	18	7,733
	211	17	13	4					17	17			4	28.75	10	9,050
	212	21	18	3					21	21			2	22.75	16	7,150
	213	24	18	6					23	23			5	29.00	15	6,966
	214	28	20	8					27	27			8	32.12	17	6,470
	215	36	23	12					35	35	1		11	28.09	17	5,864
	216	33	24	9		1			33	33			9	23.88	19	5,915
	217	32	23	9		1			32	31			7	29.85	19	6,289
	218	49	28	21					47	46			19	32.73	17	6,411
	219	48	24	23					47	47			20	33.90	14	5,714
	220	34	24	10					34	34			9	33.55	17	6,582
	221	5	3	2					5	5			2		2	
	222	11	4	6					10	10			5	37.00	2	
	223	57	33	22					54	54			19	33.84	19	5,752
	224	18	12	6					18	18			6	41.50	8	5,237
	225	65	39	26					61	64	1		24	26.95	25	4,716
	226	17	10	7					17	17			7	33.28	6	5,500
	227	74	38	34					72	72			29	29.10	23	6,739
	228	45	24	18		3			42	41	2		19	31.84	15	6,200
	229	29	18	10					29	28			10	25.70	12	5,583
	230	23	17	6					23	23			6	23.50	13	5,207
	231	23	20	3					23	23			3	22.00	17	5,417
	232	27	19	6					25	24			5	34.40	15	5,933
	233	12	8	4					12	12			4	23.00	7	5,785
	234	22	19	3					22	22			2		16	5,868
	235	7	5	2					7	7			2		5	6,900
	236	9	9						9	9					9	9,222
	237	12	11	1					12	12			1		11	6,990
	238	10	10						10	10					10	7,320
	239	14	8	6					14	14			6	33.66	6	7,600
	240															
	241	16	14	2					16	16			1		13	9,423

¹For renter - occupied dwelling units and vacant nonseasonal not dilapidated units, for rent.
²For owner - occupied dwelling units and vacant nonseasonal not dilapidated units, for sale only.

HOUSING—BLOCK STATISTICS

Table 3.—CHARACTERISTICS OF HOUSING FOR WARDS, BY BLOCKS: 1950—Con.

Ward	Block	All dwelling units by occupancy and tenure					All dwelling units by condition and plumbing facilities			Occupied dwelling units			Contract monthly rent ¹		Value ² of one-dwelling-unit structures	
		Total	Owner occupied	Renter occupied	Vacant non-seasonal not dilap., for rent or sale	Other vacant and non-resident	Number reporting	No private bath or dilap.	No running water or dilap.	Total	Persons per room		Number reporting	Average monthly rent (dollars)	Number reporting	Average value (dollars)
											Number reporting	1.51 or more				
2	242	13			1				12	11				12	9,625	
	243	28	12	2			2	1	27	28	2			24	8,450	
	244	26	19				1		26	26			6	16	5,912	
	245	27	17	10			7	2	22	27			9	16	7,125	
	247	33	19	14			7	5	33	33			10	12	6,166	
	248	33	16	15	1	1	6	5	31	31	1		14	8	5,162	
	249	29	13	16			7	17	27	29	1		15	7	5,000	
	251	7	1	6			1		7	7			6			
	252	11	6	5			7		11	11			5	1		
	253	7		7					7	7			7			
	254	4	4				1		4	4				4	4,375	
	255	14	9	5			3	1	13	13		5		7	5,471	
	256	31	16	14		1	13	8	30	30	1	14		8	5,750	
	258	28	21	7			7	6	28	28		7		16	5,906	
	259	18	15	3			2		18	18		3		14	7,635	
	260	23	20	3			1		23	23		2		18	7,805	
	261	19	16	2	1		4		18	18	1		3	12	7,591	
	262	8	7	1			8		8	8			1	7	7,642	
	263	19	16	3			2		19	19	1		3	13	8,353	
	264	22	19	2		1	2		21	21	1		2	15	8,660	
	265	27	20	6		1	2		26	25		5	36.20	19	8,052	
	266	24	20	4			4		24	24		4	47.50	20	8,660	
	267	24	21	1	1	1	2		24	22		1		21	8,676	
	268	17	17				17		17	17				17	8,335	
	269	17	15	2			5		16	16		2		13	7,615	
	270	5	5				1	1	5	5				5	5,500	
	271	6	6				6		6	6				6	6,750	
	272	1														
	273	10	7	3			10	2	10	10		3	24.00	4	7,575	
	274	1														
	275	9	8	1			9	2	9	9		1		8	8,238	
	276	11	8	3			11	2	11	11		3	35.00	5	6,300	
	277	7	5	2			7	4	7	7		2		4	5,950	
	278	13	6	7			13	7	12	12		1		5	7,780	
	279	13	3	9		1	13	7	12	12		9	21.55	2		
	280	20	9	11			20	5	20	20		11	19.72	4	5,375	
	281	4	4				4	2	4	4				4	3,875	
	284	6	2	4			6	5	6	6		4	28.75			
	285	49	16	31	1	1	47	21	47	46	2	29	37.55	9	3,177	
	286	18	9	8		1	18	8	17	17		8	24.50	6	4,200	
	287	12	9	3			12	2	12	12		3	35.33	6	5,133	
	289	26	24	1	1	1	31	4	35	30	1	5	25.00	15	7,533	
	290	25	14	9	1	1	25	15	23	23	5	10	24.85	9	5,577	
	291	2	2				2		2	2		2		2		
	292	2														
	293	6	5	1		1	6		5	5				5	10,600	
	294	6	6				6		6	6				6	6,866	
	295	1														
	296	7	7				7		7	7				7	6,628	
	297	3	2	1			3		3	3			1	2		
	298	2														
	299	3	2	1			3		3	3			1	2		
	300	5	5				5		5	5				5	7,020	
	301	1														
	302	1														
	303	8	7	1			8	1	8	8		1		6	6,083	
	304	13	8	5			13	1	13	13		5	64.00	8	6,425	
	305	33	25	8			33	2	33	32		7	28.28	23	7,317	
	306	21	18	3			21	1	21	21		3	30.66	17	8,294	
	307	29	23	6			29	1	29	29		5	31.60	17	6,941	
	308	26	19	7			26	5	26	26	1	7	26.14	14	5,107	
	309	36	25	11			36	4	36	36		10	33.80	16	5,406	
	310	36	21	15		3	36	8	33	33	2	14	22.50	10	5,990	
	312	12	4	7	1		12		11	11		5	25.40	3	3,333	
	313	58	25	31		2	58	18	56	56	5	29	33.10	16	4,031	
	316	5	5				5		5	5		5	36.80			
	317	31	6	25			30	15	31	31		4	33.56	3	3,566	
	318	2														
	319	24	10	13			24		23	23			13	5	6,500	
	321	17	13	4		1	17	2	17	17		4	31.07	5	6,500	
	322	33	23	10			33	10	33	33	1	10	46.80	18	5,266	
	323	34	17	17			34	11	34	32		14	36.64	7	4,571	
	324	21	20	1			21	6	21	21		1		18	4,305	
	325	15	8	6		1	15	1	14	14		7	39.28	7	6,214	
	326	19	16	2		1	19	1	18	18		2		13	7,230	
	327	19	14	5			19	1	19	19		4	38.75	10	5,930	
	328	28	23	5			28	1	28	28		5	33.20	18	7,222	
	329	30	22	8			30	1	30	30		6	48.16	16	7,193	
	330	9	8	1			9	1	9	9		1		7	7,714	
	331	5	4	1			5	2	5	5				3	5,500	
	332	5	5				5		5	5				5	12,800	
	333	13	11	1		1	13		12	12		1		11	10,136	
	334	6	5	1			6	2	6	6				4	5,500	
	335	3	3				3		3	3		1		3	7,666	
	336	16	13	3			16	4	16	16				11	6,454	
	337	16	14	1		1	16	1	15	15				14	6,342	
	338	16	15				16	1	15	15		1		14	8,714	

¹For renter-occupied dwelling units and vacant nonseasonal not dilapidated units, for rent.
²For owner-occupied dwelling units and vacant nonseasonal not dilapidated units, for sale only.

Table 3.—CHARACTERISTICS OF HOUSING FOR WARDS, BY BLOCKS: 1950—Con.

Ward	Block	All dwelling units by occupancy and tenure					All dwelling units by condition and plumbing facilities			Occupied dwelling units			Contract monthly rent ¹		Value ² of one-dwelling-unit structures	
		Total	Owner occupied	Renter occupied	Vacant non-seasonal not dilap., for rent or sale	Other vacant and non-resident	Number reporting	No private bath or dilap.	No running water or dilap.	Total	Persons per room		Number reporting	Average monthly rent (dollars)	Number reporting	Average value (dollars)
											Number reporting	1.51 or more				
2	339	15	13	2					15	15		2				
	340	28	24	4					28	28		3	34.33	13	10,423	
	341	8	7	1					8	8		1		7	8,085	
	342	22	19	3	1				22	21		2		18	7,405	
	343	7	6	1					7	7		1		5	6,240	
	344	6	6						6	5				5	8,540	
	345	9	8	1					9	9		1		8	10,562	
	346	6	5	1					6	6		1		4	9,750	
	347	6	5	1					6	6		1		4	8,125	
	348	35	30	5					35	34		5	26.60	28	5,707	
	349	32	21	11					32	32		11	24.63	15	5,933	
	350	28	19	9	1				28	27		7	25.14	9	5,444	
	351	6	6						6	6				6	6,416	
	352	14	10	4					14	14		4	39.75	8	6,625	
	353	57	28	29	1	2			54	54	1	24	28.50	20	5,650	
	354	45	26	19		1			44	44		15	37.80	14	5,714	
	355	42	17	25		2			40	40		22	35.04	5	5,200	
	356	20	11	9					19	19		7	29.14	4	6,625	
	357	19	7	12		1			16	16		9	32.66	3	5,333	
	358	22	8	14					22	22		13	34.53	3	4,833	
	359	15	6	9	1	1			15	13		7	23.42	2		
	360	54	21	33					51	54		7	24.62	8	5,375	
	361	33	4	29		1			32	32		28	23.32	2		
	365	4		4					3	4		4	28.50			
	366	34	15	19		1			26	26		17	20.11	7	3,785	
	367	33	14	19					32	33		17	36.05	7	7,611	
	368	21	9	12		2			20	20		11	36.63	4	7,125	
	369	20	9	11					20	18		9	39.55	3	4,500	
	370	21	9	12	1				21	20		12	35.58	4	5,750	
	371	21	6	15					20	21		12	40.33	1		
	372	44	26	18					43	43		15	31.33	19	5,789	
	373	47	30	17		3			45	44		14	28.64	20	5,585	
	374	25	16	9	1				41	41		17	31.82	17	6,333	
	375	17	13	4					17	17		12	31.50	12	6,625	
	376	34	15	19					32	33		14	28.71	14	5,785	
	377	33	21	12		1			32	32		11	29.18	17	5,735	
	378	4		4					4	4		4		4	6,125	
	379	11	8	3		2			11	9		1		4	10,037	
	380	37	28	9					37	37		4	17.50	24	6,179	
	381	8	3	5					7	8		4	34.00	1		
	382	36	25	11					36	36		11	22.72	16	5,500	
	383	19	15	4					19	17		11	24.75	11	6,363	
	384	17	10	7					17	17		10	59.60	5	5,960	
	385	18	10	8					18	17		5	34.50	8	6,812	
	386	11	11						11	11		8	31.60	8	6,812	
	387	11	11						11	13		13		11	6,763	
	388	13	12	1					13	13		11		11	9,284	
	389	15	14	1					15	15		11		11	9,363	
	390	11	9	2					11	11		12		12	9,083	
	391	27	22	5	1	1			27	25		22		8	5,125	
	392	27	23	4		2			27	25		1		22	7,200	
	393	14	9	5					14	14		2		23	7,869	
	394	16	14	2					16	16		5	27.40	7	6,142	
	395	9	7	2					9	9		2		12	6,366	
	396	43	33	10					43	43		9	22.33	5	11,200	
	397	11	10	1					11	10		2		21	7,785	
	398	73	50	23		1			71	71		9	29.38	9	9,388	
	399	51	37	14		1			51	51		17	23.41	31	6,364	
	400	3	3						3	3		12	19.66	27	5,844	
	401	57	39	17		1			56	56		1		27	5,844	
	402	91	46	44		1			91	90		18	33.44	25	4,304	
	403	33	21	12					32	31		43	31.23	24	5,316	
	404	41	14	27	1				39	39		1		16	6,366	
	405	55	15	40		2			53	53		25	34.87	5	6,400	
	406	39	21	18					39	39		37	37.48	5	5,500	
	407	31	11	20		1			30	30		18	43.67	7	5,500	
	408	23	8	15					22	22		17	34.50	6	6,800	
	409	15	9	6					15	14		14	44.52	6	7,566	
	410	26	6	20		1			25	25		4	40.21	1		
	411	40	10	30		1			40	40		16	47.50	5	8,900	
	412	71	11	60					69	69		1	32.18	3	5,000	
	413	8	5	3					8	8		16	29.41	4	6,875	
	416	3	1	2		6			3	3		3	29.50	6	4,333	
	417	34	7	27		1			33	33		5	37.20	1		
	419	11	7	4					11	11		2		2		
	420	27	11	16		4			23	23		26	42.69	1		
	421	32	19	13	1				30	30		20	36.80	3	11,166	
	422	31	10	21					28	28		18	30.77	3	4,500	
	423	38	8	30		1			31	32		23	36.52	2		
	424	66	17	49		2			65	66		18	34.11	7	5,857	
	425	50	18	32					50	49		27	47.25	2		
	426	30	9	21		1			30	27		45	36.15	2		
	427	39	19	20					37	36		31	36.83	5	6,640	
	428	52	19	33		2			51	51		18	52.35	4	4,000	
	429	61	26	35		1			60	59		17	46.35	4	5,390	
	430	45	21	24					44	44		6	39.20	6	9,250	
	431	30	12	18		2			30	30		30	39.20	12	5,708	
									30	28		21	54.42	11	6,272	
									30	28		18	57.83	5	5,560	

¹For renter - occupied dwelling units and vacant nonsensational not dilapidated units, for rent.
²For owner - occupied dwelling units and vacant nonsensational not dilapidated units, for sale only.

HOUSING-BLOCK STATISTICS

Table 3.—CHARACTERISTICS OF HOUSING FOR WARDS, BY BLOCKS: 1950—Con.

Ward	Block	All dwelling units by occupancy and tenure					All dwelling units by condition and plumbing facilities			Occupied dwelling units			Contract monthly rent ¹		Value ² of one-dwelling-unit structures	
		Total	Owner occupied	Renter occupied	Vacant non-seasonal not dilap., for rent or sale	Other vacant and non-resident	Number reporting	No private bath or dilap.	No running water or dilap.	Total	Persons per room	Occupied by non-white	Number reporting	Average monthly rent (dollars)	Number reporting	Average value (dollars)
										Number reporting	1.51 or more					
2	432	55	25	24	2	4	55	6	2	49	49	1	25	3 08.4	15	5 90.6
	433	31	15	13	2	1	31	5	3	28	28		13	2 46.9	15	6 36.0
	434	32	12	20			31	4		32	32		17	3 35.2	8	7 23.7
	435	19	12	7			19	1	1	19	19		6	2 08.3	5	5 00.0
	436	3	1	2			3	2	2	3	3		2		1	
	437	12	8	4			12	3		12	12		4	2 00.0	6	4 66.6
	438	19	14	4	1		18	2		18	17		4	2 50.0	10	7 20.0
	439	9	8	1			9	1		9	9				6	3 91.6
	441	5	3	2			5	2		5	5		2		1	
	442	11	10	1			11			11	11		1		7	8 35.7
	443	19	16	3			19	1	1	19	19		2		11	7 40.9
	444	38	29	9			38	2		38	36		9	2 34.4	21	6 59.0
	445	40	29	15			39	2		40	39	1	14	18.28	19	5 47.3
	446	50	20	30			48	6		50	50	2	29	3 24.1	8	9 62.5
	447	27	16	10	1		26	3		26	25		9	3 56.6	12	6 04.1
	448	47	28	29			47	9	3	47	47	1	28	2 99.6	14	6 32.1
	449	70	18	41		3	68	10	1	67	66	1	38	3 32.3	13	6 55.3
	450	103	38	62	1	2	71	18	1	100	78	2	48	4 12.7	9	11 27.7
	451	44	13	29		2	38	11	1	42	40		26	3 85.7	3	6 66.6
	452	55	17	33	1	4	50	14	1	50	50		34	3 98.8	7	5 21.4
	453	2														
	454	43	13	29		1	37	4		42	38	1	25	4 03.6	5	9 00.0
	456	6		6			6			6	6		6	5 00.0		
	457	43	3	35	5		40	21	4	38	35	2	39	3 57.1		
	458	11	4	7			11	3		11	11	1	7	5 00.0	2	
	460	3		3			3			3	3		3	6 80.0		
	461	19	1	18			17	8		19	19	1	18	2 75.5		
	462	6	1	5			6	6		6	6	1	5	4 14.0		
	463	1														
	465	62		54	8		56	13		54	54	12	62	3 88.3		
	466	9	1	8			6	6		9	6		5	1 34.0		
	467	14		14			13	13		14	14	11	14	4 95.7		
	469	1														
	471	47	2	42	1	2	43	27	18	44	43	1	41	4 03.4		
	472	15	1	14			14	14	14	15	14	2	14	3 55.7		
	473	77	20	54		3	50	23	12	74	50	3	45	3 66.6		
	474	60	10	50			49	19	5	60	50	2	41	3 86.8	2	
	475	33	13	20			32	9	7	33	33	3	20	4 56.0	6	8 63.3
	476	12	3	8		1	11	2	1	11	11		8	5 08.7	3	13 66.6
	477	45	10	34	1		44	9		44	43	1	33	4 98.1	3	9 16.6
	478	35	4	31			35	6		35	35		30	4 61.3		
	479	23	7	15		1	23	7	3	22	22		14	4 78.5	1	
	480	99	29	67	2		82	9	4	96	82	1	64	5 10.4	7	11 57.1
	481	65	33	31		1	63	1		64	64		30	4 23.6	18	8 00.0
	482	39	13	13			39	2		39	39		13	4 86.1	19	7 60.5
	483	50	18	31		1	50	18	16	49	49		31	3 57.0	11	7 57.2
	484	42	22	19	1		42	7	7	41	41	1	17	2 45.8	13	8 00.0
	485	30	26	6			32	3		32	32		5	3 44.0	24	8 66.6
	486	30	23	7			30	4		30	30		5	2 40.0	20	5 48.0
	487	34	29	5			33	1		34	32	1	5	3 40.0	27	7 12.9
	488	28	23	5			27	1		28	27		4	2 77.5	23	6 52.6
	489	27	8	15			26			27	27		7	2 10.0	13	7 07.6
	490	30	9	4			30	1	1	30	28		3	3 50.0	22	8 88.6
	491	3	3	1			3			3	3		1		7	9 74.2
	492	3	3				3			3	3		3	9 00.0	3	
	493	25	23	2			25	2	2	25	25		2		17	8 20.5
	494	16	16				16			16	16				14	10 78.5
	495	6	4				6			6	6		1		3	12 16.6
	496															
	497	7					7			7	7				7	12 48.5
	498		9				9			9	9				8	13 06.2
	499	12	12				12			12	12				11	11 62.7
	500	16	15	1			16	6		16	16		1		15	12 40.0
	501	3	2		1		3	3		3	3				3	9 16.6
	502	11	8	1	2		11	9		9	9		1		9	17 12.2
	503	19	18			1	18			18	18				17	12 08.8
	504	22	20	1		1	21	2	1	21	21		1		18	8 36.1
	506	3	3				3			3	3				3	14 33.3
	511	5	5	1			6	6		6	6				3	14 50.0
	512	20	18			2	20	2	1	18	18				17	23 34.1
	513	3	3				3			3	3				3	15 33.3
	514	4	4	1			4			4	4		1		2	
	515	3	3				3			3	3				3	6 30.0
	516	3	3				3			3	3				3	2 60.0
	517	2														
	518	40	39	1			40			40	40				38	12 97.1
	519	39	37		1		37			37	37		1		35	12 07.1
	520	3	3				3			3	3				34	13 67.6
	521	63	56	7			62			63	63		4	6 35.0	51	11 09.8
	522	60	51	8			57	2	2	59	58		5	4 06.0	44	9 40.2
	523	70	56	12			69	7	2	68	67		9	4 58.8	52	8 42.3
	524	21	19	2		2	21			21	21		2		17	8 51.7
	525	14	13				14			14	14		1		11	9 72.7
	526	14	9	3	2		14		2	14	14		3		8	6 66.2
	527	8	7	1			8		1	8	8		1	4 50.0	6	9 50.0
	528	17	16	1			17			17	17		1		15	8 50.0
	529	71	61	10			66	2	2	71	67		4	4 75.0	55	9 31.4

¹For renter - occupied dwelling units and vacant nonseasonal not dilapidated units, for rent.²For owner - occupied dwelling units and vacant nonseasonal not dilapidated units, for sale only.

Table 3.—CHARACTERISTICS OF HOUSING FOR WARDS, BY BLOCKS, 1950—Con.

Ward	Block	All dwelling units by occupancy and tenure					All dwelling units by condition and plumbing facilities			Occupied dwelling units			Contract monthly rent ¹		Value ² of one-dwelling-unit structures		
		Total	Owner occupied	Renter occupied	Vacant non-seasonal not dilap. for rent or sale	Other vacant and non-resident	Number reporting	No private bath or dilap.	No running water or dilap.	Total	Persons per room		Occupied by non-white	Number reporting	Average monthly rent (dollars)	Number reporting	Average value (dollars)
											Number reporting	1.51 or more					
2	530	21	20	1	1	2	20	1	1	21	21	1	7	28.28	16	927.5	
	531	45	35	5	1	2	44	6	1	42	41	1	4	28.28	22	955.6	
	532	31	26	5	1	2	31	3	1	33	31	1	2	29.25	29	547.7	
	533	23	20	3			22	3		25	23		2		12	794.7	
	534	16	4	12			16	1		16	16		12	46.08	11	901.8	
	535	19	11	8			19	1		19	19		9	45.88	7	885.7	
	536	21	12	9			21			21	21		17	54.82	11	901.8	
	537	40	19	19	1	1	40			38	38		22	48.25	4	1020.0	
	538	50	19	30	1	1	50	13	6	49	49		67	53.20	15	1400.0	
	539	106	33	69		4	97		1	102	99						
	540	111	34	77			111	28	1	111	111	3	2	40.09	12	962.5	
	541	31	6	25			30	3		31	31		24	51.45	3	1266.6	
	542	26	8	18			26	10		26	26		18	44.11	7	1785.7	
	543	32	10	19		3	30	4	2	29	28	1	17	54.64	3	983.3	
	544	65	14	45		6	60	13	7	59	57	1	45	39.13	1		
	545	19	3	15	1		18	1		18	17		16	45.12	1		
	546	13	5	8			10	1		13	11	1	8	49.50	1		
	547	33	7	20		9	30	6	2	27	25		18	40.38	1		
	548	111	7	100	1	1	110	45	10	109	107	3	91	38.29	2		
	549	12	2	9		1	12	5		11	11	1	9	38.44			
	552	4	1	3			4			4	4		3	29.00			
	555	28	1	27			27	27	27	28	28	8	26	41.46			
	558	1					1			1	1	1	3	48.66			
	566	6		5		1	6			5	5		7	35.78			
	567	78	1	76		1	78	25	1	77	77	2	74	57.00			
	568	61	9	52			57	9		61	57	2	46	69.52	2	2140.0	
	569	78	8	67	2	1	71	1	1	75	72	2	63	84.77	5	2275.0	
	570	72	23	45	4		67	3	3	68	65		44	94.27	8	2225.0	
	571	25	11	14		2	23	2	2	25	25		11	55.43	4	983.3	
	572	70	29	36	3	2	62	4	2	65	64		39		9		
	573	41	21	20			40			41	40		18	62.83	16	1021.8	
	574	46	28	18			46	1		46	45		17	43.35	15	800.0	
	575	30	22	7	1		29			29	29		8	44.62	18	833.3	
	577	97	69	26		2	93	14	3	95	94		25	53.48	64	453.1	
	578	40	27	13			40	5		40	40	1	13	29.92	19	700.0	
	579	37	27	9		1	30	7	7	36	36		8	43.12	18	611.1	
	580	32	27	5			30	12	7	32	32		4	25.00	26	538.0	
	581	43	34	9			42	16	12	43	43		8	24.75	31	447.0	
	582	41	32	9			39	7	5	41	41	1	7	43.28	24	606.2	
	583	21	19	2			21			21	21		2		19	845.7	
	584	20	19	1			20			20	20		1	4	18	905.5	
	585	33	29	3	1		32	3	1	32	32	1	4	45.00	26	783.8	
	586	9	6	3			9	1	1	9	9		3	30.00	5	800.0	
	587	61	38	22		1	60	3		60	59		22	26.00	28	582.1	
	588	48	15	30	1	2	48	1	1	45	45		30	45.40	7	900.0	
	589	77	21	55			75	6	4	76	73	1	48	41.45	12	910.0	
	590	11	1	10			11	1	1	11	11	1	10	58.60			
	591	2					2			2	2						
	593	29		29			28	28		29	29	2	29	30.72			
	595	2					2	1		4	4						
	603	1					1			1	1						
	604	11	3	8			9	9	9	11	11	2	8	20.75	1		
	606	5	3	2			4			5	5		2		1		
	607	14	9	5			14	5	1	14	13		5	44.00	7	428.5	
	609	4	4				4			4	4		4	71.25	4	712.5	
	610	12	9	3			12			12	12		3	29.00	7	564.2	
	611	25	22	3			25			25	25		3	29.00	20	637.5	
	613	16	12	4			14			16	16	1	3	16.66	5	720.0	
2	PART IN BLOCK AREA C																
	1	27	19	7	1		26	3	1	26	25	1	7	40.57	16	859.3	
	2	48	38	9	1		47	4	1	47	46		7	39.14	33	975.7	
	3	40	29	10	1		40	1	1	39	39		11	39.54	27	890.0	
	4	55	37	16	1	1	55	2		53	53		15	44.00	29	918.9	
	5	15	14	1			15	1		15	15		14		1	650.0	
	6	27	17	10			27	3		27	27		9	31.88	11	559.0	
	7	37	18	18	1		36	4	1	36	36	2	19	30.21	13	632.3	
	8	7	4	3			7			7	7		3	35.00	2		
	9	35	9	26			35	1		35	35		25	25.28	7	685.7	
	10	16	11	4	1		16	1		15	15		3	31.00	11	603.6	
	11	19	13	6			19			19	19		5	32.60	10	516.0	
	12	10	6	4			10			10	10		4	21.00	6	525.0	
	13	38	23	14		1	38	3	1	37	37		12	34.08	14	800.0	
	14	37	17	15	1	4	33	2		32	32		16	32.06	8	900.0	
	15	32	12	20			32	1		32	32		20	35.35	9	1044.4	
	16	24	18	6			24			24	24		5	66.00	13	1100.0	
	17	127	19	102	1	1	120			121	115		99	85.27	7	2200.0	
	18	15	10	4	1		15			14	14		3	13.33	6	650.0	
	19	55	11	43	1	1	48			54	49		38	76.94	7	1558.3	
	20	49	10	38	1		48			48	47		38	63.60	6	833.3	
	21	68	3	65			67	2		68	68	7	64	49.87	1		
	22	2					2			2	2						
	23	2					2			2	2						
	24	2					2			2	2						
	25	52		51		1	51	51	49	51	50	3	49	25.63	5		
	26	5					5			5	5		5	39.00			

¹For renter - occupied dwelling units and vacant nonseasonal not dilapidated units, for rent.
²For owner - occupied dwelling units and vacant nonseasonal not dilapidated units, for sale only.

HOUSING—BLOCK STATISTICS

Table 3.—CHARACTERISTICS OF HOUSING FOR WARDS, BY BLOCKS: 1950—Con.

Ward	Block	All dwelling units by occupancy and tenure					All dwelling units by condition and plumbing facilities			Occupied dwelling units			Contract monthly rent ¹		Value ² of one-dwelling-unit structures	
		Total	Owner occupied	Renter occupied	Vacant non-seasonal not dilap., for rent or sale	Other vacant and non-resident	Number reporting	No private bath or dilap.	No running water or dilap.	Total	Persons per room		Number reporting	Average monthly rent (dollars)	Number reporting	Average value (dollars)
											Number reporting	1.51 or more				
2	33	2														
	34	5		4		1		3	1	4	4		5	7.00		
	35	66	3	60	2	1		9		63	60	3	4	5.70		
	36	21		13	1	1		1		20	16	2	5	6.55		
	37	14	1	11	1			6	1	12	12	1	3	15.00		
	38	31	5	25	1	1		8		30	30	2	2	4.87	2	
	39	48	14	32	2			6	8	46	33	4	2	4.51		
	40	70	15	54	1			10	3	69	48	4	4	4.17		
	41	160	53	103	2	2		2		156	87	2	2	4.41		
	42	64	32	31	2	1		1		63	63	2	2	5.80	2	22.50
														4.95	2	9.66
	43	37	16	19	1	1		7		35	35	2	1	4.63	11	80.00
	44	33	13	20				3		33	33			4.33	11	97.50
	45	55	25	29	1	1		3		54	54	2	1	4.33	12	63.75
	46	38	17	21	1			4	1	38	38	1	1	2.90	1	20.00
	48	24	13	11				4		24	24			2.00	1	50.00
	49	37	11	24	1	1		7		36	36	1	1	2.00	1	50.00
	50	26	17	8		1		5		25	25			3.21	13	71.88
	51	19	15	3	1			1		18	18			3.33	13	74.58
	52	25	21	4				5		25	25			3.57	11	65.58
	53	32	27	5				3		32	32			10.00	27	100.44
	55	32	19	13				3		32	31		11	4.64	19	120.78
	56	23	17	5		1		3		22	22		5	4.80	16	94.06
	57	22	18	4				2		22	22		1	4.13	17	94.41
	58	30	26	4				2		29	30		4	4.00	22	103.40
	59	21	17	4				2		21	21		4	4.50	22	97.08
	60	27	15	12				2		27	27		1	4.44	11	82.66
	61	29	15	13	1			2		28	28		1	4.57	9	93.44
	62	22	10	11	1			2		22	22		1	3.71	7	72.87
	63	35	8	22		5		9	5	30	30		2	3.95	7	73.57
	64	32	10	20		2		2		30	29		2	4.18	6	10.83
	65	33	10	23	1			1		33	33		2	3.24	3	6.83
	66	81	22	58				7		80	79		5	5.90	10	108.50
	67	34	11	20	1	2		6		31	31		1	4.00	10	108.50
	68	31	1	29	1			1		30	30		1	3.30		
	69	104	9	94	1	2		8		103	103		6	4.56	2	
	70	81	3	76				2		74	79		1	4.01	2	
	71	58	3	55				3		58	58		1	4.08		
	72	44	1	40	3			2		42	42		1	3.88		
	73	27	1	26				2		27	27		1	3.55		
	74	1						10		27	27		1	5.37		
	78	14	4	10				9		14	14		11	2.13	2	
	79	1						9		1	1					
	80	2						9		2	2					
	82	14	1	13				7		14	14		2	1.44	1	
	83	59	7	52				7		59	59		2	4.08	4	7.00
	84	72	7	69	1	7		12	16	64	64		7	3.37		
	85	94	15	77		2		6		92	87		7	3.68	5	9.60
	86	81	23	58				3		81	81		1	4.08	11	75.45
	87	136	28	93	2	3		11	6	122	121		8	4.92	18	104.16
	88	114	32	82				4		114	100		1	6.85	16	168.25
	89	81	30	48	2	1		3		78	61		1	5.60	24	188.70
	90	32	4	28	2	2		2		32	29		2	5.16	18	121.11
	91	103	31	69	1	2		3		102	92		6	5.74	11	125.44
	92	65	19	44	2	1		5	1	62	58		4	4.00	4	10.37
	93	62	21	39	1	1		7		60	57		7	4.75	9	10.27
	94	113	38	72	2	1		7		110	103		1	5.04	17	77.05
	95	149	44	101	3	1		2	1	145	143		4	4.43	16	68.93
	96	34	15	19				1		34	33			4.96	4	8.25
	97	61	25	33		3		6		58	58			4.39	12	74.08
	98	44	23	21				10	5	44	44			3.92	15	63.33
	99	31	15	16				1		31	29		16	4.41	3	9.00
	100	52	20	32				3	1	52	52		3	4.51	9	82.66
	101	24	11	13				2		24	24		1	5.86	4	9.25
	102	18	11	7				1	1	18	18		5	4.82	8	80.00
	103	24	16	8				2		24	24		7	5.15	10	10.55
	104	116	67	48		1	1	1		115	113		1	3.65	53	87.11
	105	23	12	10	1			2		22	22		4	3.68	8	13.50
	106	13	9	4				1		13	13		1	6.68	1	8.93
	107	31	26	5				3		31	31		5	6.02	22	105.90
	108	34	25	9				3		34	33		8	5.13	23	104.13
	109	28	18	10				2		28	27		10	4.51	17	111.17
	110	25	19	6				2		25	24		3	6.83	15	123.00
	111	16	15				1	1		15	15			1.50	15	150.00
	112	21	13	8				2		21	21		8	6.16	11	93.90
	113	38	26	12				3		38	38		1	4.26	11	140.88
	114	37	28	9				7		37	37		1	3.99	16	118.92
	115	29	17	11		1		2		28	28		1	2.43	25	109.97
	116	13	8	5				1		13	13		1	12.14	8	117.77
	117	19	6	13				1		19	19		1	2.22	4	11.77
	118	30	15	14		1		3		29	29		1	4.43	8	65.60
	119	45	27	18				4		45	43		17	5.06	16	97.88
	120	43	32	10	1			2		42	42		10	4.80	27	137.59
	121	34	25	6		3		2		31	31		5	4.96	24	119.00
	122	23	16	6				2		22	22		5	4.68	13	97.46
	123	124	85	37	1	1		11	6	122	122		1	3.58	68	5.58
	124	49	24	23	1			1		48	46		1	3.99	13	92.38
	125	37	12	24		1		1		37	36		20	4.87	7	81.42

¹For renter - occupied dwelling units and vacant nonseasonal not dilapidated units, for rent.
²For owner - occupied dwelling units and vacant nonseasonal not dilapidated units, for sale only.

Table 3.—CHARACTERISTICS OF HOUSING FOR WARDS, BY BLOCKS: 1950—Con.

Ward	Block	All dwelling units by occupancy and tenure					All dwelling units by condition and plumbing facilities			Occupied dwelling units			Contract monthly rent ¹		Value ² of one-dwelling-unit structures		
		Total	Owner occupied	Renter occupied	Vacant non-seasonal not dilap., for rent or sale	Other vacant and non-resident	Number reporting	No private bath or dilap.	No running water or dilap.	Total	Persons per room		Occupied by non-white	Number reporting	Average monthly rent (dollars)	Number reporting	Average value (dollars)
											Number reporting	1.51 or more					
2	126	47	20	26					47	4				25	45.96	9	7.055
	127	50	18	32		1			49	4				29	41.17	10	8.350
	128	44	16	27					43	5				28	40.92	4	9.250
	130	51	21	27					48	4				30	43.33	5	10.200
	131	66	16	46		1			66	9				46	35.15	10	7.100
	132	74	19	53		2			72	5				46	32.19	10	5.410
	133	56	16	39		1			55	5			5	39	36.89	6	6.500
	134	36	7	28					36	12	2			26	36.34		
	135	31	4	26		1			31	17	4			27	42.70		
	136	37	4	31					36	26	11			31	31.03		
	137	29	7	20					29	18	9			19	36.10	3	5.166
	138	9	1	8		2			9	5	5			7	28.42	1	
	139	9	1	7					8	6				7	21.14		
	140	31	3	28					30	6	1			28	29.64	3	4.500
	141	22															
	143	27	6	20					27	21	16			26	27.90	1	
	144	20	3	16		1			19	15	12			16	18.13		
	146	57	26	31					51	44	31			50	35.42	9	5.266
	147	27	14	12					25	15	11			20	23.90	10	4.070
	151	54	2	52		1			54	19	9			11	27.28		
	152	51	6	44					49	45	27			15	59.36	4	7.500
	153	1															
	155	20	4	14					18	12	10			15	37.15	1	
	156	20	13	7					20	15	13			14	24.14	3	5.233
	157	41	20	20		1			35	26	23			39	32.50	7	4.271
158	10	3	6		1			9	5	4			7	21.50			
3	PART IN BLOCK AREA C																
	161	39	16	23				39	25	2				24	27.00	7	5.242
	162	7	1	6				7	7	7				5	19.40		
	164	10	2	8				10	5	5				2	26.85		
	165	49	6	41		2		47	33	30				5	23.80	1	
	166	29	8	21				28	8					19	30.73	3	7.500
	167	97	16	73		3	5	96	33					2	34.81	6	5.800
	168	41	7	33		1		39	20					3	37.35	1	
	169	45	9	35		1		45	14					3	48.17	3	7.666
	170	24	9	15				24	14					14	42.50	3	7.000
	171	68	18	47		2	1	68	19	6				4	53.42	5	9.600
	172	33	13	20				31						19	56.94	4	20.500
	173	15	9	6				15						4	84.25	7	19.357
	174	41	12	29				40						28	55.92	5	23.125
	175	55	14	41				52	1	1				33	57.00	1	26.000
	176	44	15	29				40						19	33.68	4	9.000
	177	44	22	22				40						11	35.85	13	6.423
	178	30	11	19				30	7	4				3	155.00	6	7.083
	179	53	20	33				53	5	4				19	29.90	11	5.600
	180	33	21	30		2		53	2	4				15	296.60	12	62.008
	181	67	21	44		1	1	64	7	9				4	346.9	8	80.000
	182	48	26	22				48	2	2				20	34.40	15	7.933
	183	35	23	11		1		33	2	1				11	25.36	18	5.888
	184	39	25	13		1	1	38	7	2				13	22.38	16	6.968
	185	23	16	6				23	2	2				6	37.33	14	6.035
186	43	31	12				43	3	2				2	21.75	22	8.659	
187	43	20	22		1		43	2	2				2	35.00	17	6.752	
188	42	25	17				42	4	2				12	43.47	20	6.760	
189	41	26	14		1		41	4	0				14	42.85	20	10.700	
190	1																
191	49	27	22				49						20	53.55	15	10.433	
192	39	30	8		1		39						8	49.87	24	10.500	
193	29	16	11		1		28	1					11	42.00	12	9.500	
194	32	18	12		1		31						13	43.30	13	10.538	
195	29	17	12				28						11	37.90	9	8.722	
196	16	12	4				16						4	38.00	9	9.166	
197	16	4	12				16						12	41.91	3	10.333	
198	24	13	11				24						11	48.72	9	9.777	
199	45	33	12				45	4	5				9	50.77	25	9.580	
200	39	30	9				39	3	3				8	43.00	22	9.286	
201	25	20	5				25	1	1				5	61.80	16	10.593	
202	31	27	3		1		31	1	1				3	36.66	27	11.625	
203	30	26	4				30						2		23	10.847	
204	65	52	11				65	9					7	41.85	48	5.341	
205	46	31	15		2		46	12					15	22.73	22	6.181	
206	59	40	19				58	5					15	31.60	31	5.338	
207	32	20	12				32	10	1				11	36.54	12	5.625	
208	69	45	24		2		67	6	1				20	22.85	32	4.390	
209	41	23	18		1		41	9	5				13	25.46	17	4.852	
210	31	17	13				35	3	5				13	32.58	11	5.818	
211	66	27	39		2		64	11	2				28	32.58	15	9.733	
212	52	25	26				50						26	65.11	17	10.500	
213	44	29	15				42	2	2				15	69.86	16	14.093	
214	40	20	17		3		38	4	4				17	58.94	17	15.117	
215	64	30	32				64	1					29	52.72	21	14.157	
216	61	28	52				79	4					44	50.70	16	13.383	
217	39	12	23				39	5					22	35.27	7	7.028	
218	55	12	41		1		55	12	3				42	37.07	3	4.666	
219	45	9	33		1		44	4					34	32.20	2		
220	77	16	58		2		74	30					54	29.24	4	6.375	

¹For renter - occupied dwelling units and vacant nonseasonal not dilapidated units, for rent.
²For owner - occupied dwelling units and vacant nonseasonal not dilapidated units, for sale only.

HOUSING—BLOCK STATISTICS

Table 3.—CHARACTERISTICS OF HOUSING FOR WARDS, BY BLOCKS: 1950—Con.

Ward	Block	All dwelling units by occupancy and tenure					All dwelling units by condition and plumbing facilities			Occupied dwelling units			Contract monthly rent ¹		Value ² of one-dwelling-unit structures		
		Total	Owner occupied	Renter occupied	Vacant non-seasonal not dilap., for rent or sale	Other vacant and non-resident	Number reporting	No private bath or dilap.	No running water or dilap.	Total	Persons per room		Occupied by non-white	Number reporting	Average monthly rent (dollars)	Number reporting	Average value (dollars)
											Number reporting	1.51 or more					
3	221	24	4	19		1	2	2	2	2	2	9	17	35.17	1		
	222	3	7	2				2	2	2	2		2	30.03	2		
	223	4		2				4	4	4	4		2		1		
	224	1															
	225	1															
	226	1															
	227	1															
	228	1															
	229	1															
	230	1															
	231	1															
	232	1															
	233	1															
	234	1															
	235	1															
	236	1															
	237	1															
	238	1															
	239	1															
	240	1															
	241	1															
	242	1															
	243	1															
	244	1															
	245	1															
	246	1															
	247	1															
	248	1															
	249	1															
	250	1															
	251	1															
	252	1															
	253	1															
	254	1															
	255	1															
	256	1															
	257	1															
	258	1															
	259	1															
	260	1															
	261	1															
	262	1															
	263	1															
	264	1															
	265	1															
	266	1															
	267	1															
	268	1															
	269	1															
	270	1															
	271	1															
	272	1															
	273	1															
	274	1															
	275	1															
	276	1															
	277	1															
	278	1															
	279	1															
	280	1															
	281	1															
	282	1															
	283	1															
	284	1															
	285	1															
	286	1															
	287	1															
	288	1															
	289	1															
	290	1															
	291	1															
	292	1															
	293	1															
	294	1															
	295	1															
	296	1															
	297	1															
	298	1															
	299	1															
	300	1															
	301	1															
	302	1															
	303	1															
	304	1															
	305	1															
	306	1															
	307	1															
	308	1															
	309	1															
	310	1															
	311	1															
	312	1															
	313	1															

¹For renter - occupied dwelling units and vacant nonseasonal not dilapidated units, for rent.
²For owner - occupied dwelling units and vacant nonseasonal not dilapidated units, for sale only.

Table 3.—CHARACTERISTICS OF HOUSING FOR WARDS, BY BLOCKS: 1950—Con.

Ward	Block	All dwelling units by occupancy and tenure					All dwelling units by condition and plumbing facilities			Occupied dwelling units			Contract monthly rent ¹		Value ² of one-dwelling-unit structures		
		Total	Owner occupied	Renter occupied	Vacant non-seasonal not dilapid., for rent or sale	Other vacant and non-resident	Number reporting	No private bath or dilap.	No running water or dilap.	Total	Persons per room		Number reporting	Average monthly rent (dollars)	Number reporting	Average value (dollars)	
											Number reporting	1.61 or more					Occupied by non-white
3	314	34	21	13			33	5	1	34	33		24	22	39.50	12	41.66
	315	30	6	23			28	4		28	4		24	22	22.34	1	7.5
	316	45	18	25	1	1	45	14	8	43	43		24	25	31.37	7	11.78
	317	42	16	26			42	15	5	41	42		36	25	33.44	5	40.00
	320	57	18	37		2	57	29	17	55	55		34	25	24.88	7	38.57
	321	35	13	22			35	11	3	35	35		24	24	26.63	7	4.57
	322	30	14	15		1	27	13	8	29	28		14	14	20.85	7	51.42
	323	24	9	15			24	3		24	24		14	14	27.69	5	43.00
	325	1															
	326	31	14	17			27			31	28	1	1	17	37.35	18	6.62
	327	20	17	3			20			20	20		3	3	34.00	17	8.00
	328	9	8	1			9			9	9					8	7.50
	330	31	17	13	1	1	31	11		30	29	2	11	11	19.90	6	52.16
	331	5	3	2			5			5	5		2	2		1	1
	332	9	8	1			9			9	9		1	1		7	8.28
	333	67	34	32		1	65	3		66	61		28	28	38.96	17	73.11
	334	37	18	18		1	37	26	24	36	36	3	10	18	19.94	6	3.98
	335	35	12	21		2	34	31	30	33	33	4	20	20	16.35	4	3.50
	336	69	17	48	2	2	69	43	26	65	65		50	50	34.42	6	5.50
	337	83	31	51	1	1	82	18	1	82	81	2	44	44	28.45	17	57.23
	338	6	4	2			6	1		6	6		2	2		4	5.37
	339	87	32	53	1	1	87	2		85	80	1	4	51	31.45	19	70.42
	340	41	13	28			38	10		41	40	1	26	26	39.76	6	7.33
	341	38	21	16	1	1	38	2	1	37	37		17	17	38.00	7	6.71
	342	72	31	41			71	4		72	71		39	39	41.33	15	7.66
	343	41	28	13			40	1		41	41		13	13	32.92	19	7.73
	344	38	17	21			38			38	38		21	21	33.23	12	7.66
	345	44	26	17	1	1	44	3	1	43	43		16	16	38.75	18	7.34
	346	40	27	13			37			40	36		12	12	35.58	16	80.31
	347	44	18	26			44	5	1	44	44	4	26	26	34.00	7	88.57
	348	40	22	17		1	39	2		39	39		17	17	39.70	12	8.07
	349	24	15	9			23	1	1	24	24		9	9	34.11	7	8.35
	350	36	21	15			36			36	35		12	12	44.16	10	10.40
	351	11	8	3			10			11	9		2	2		5	12.20
	352	11	7	4			11			11	11		4	4	38.25	5	11.60
	353	29	23	6			28	1		29	28		6	6	50.16	19	11.34
	355	56	53	3			55		1	56	56		2	2		52	10.12
	356	47	45	2			46			47	46		2	2		44	14.70
	357	5	5				5			5	5					5	22.00
	358	11	11				10			11	11					11	23.68
	359	19	16		2	1	19			16	16					18	21.91
	360	12	10		2		12			10	10					12	21.75
	361	12	12				12			12	12					12	35.91
	362	13	12		1		12			12	12					12	20.25
	363	26	24			1	24	1		25	25	1				22	23.18
	364	31	25	6			30	2		31	30		5	5	52.00	24	10.89
	365	17	16	1			17			17	17		1	1		13	9.53
	366	23	17	6			20	2	2	23	20		1	1	30.40	11	10.09
	367	25	16	9			25			25	25	1	8	8	45.75	9	82.22
	368	25	17	8			25	2		25	25	1	8	8	26.75	13	8.42
	369	32	28	4			32	2	2	32	32		3	3	45.66	21	10.83
	370	34	22	11	1		33	1		33	33		10	10	42.20	19	98.68
	371	34	21	13			34	10		34	34		12	12	27.83	15	5.93
	372	30	21	9			29	1		30	29		9	9	29.66	14	6.39
	373	40	18	22			39	4	1	40	40	1	20	20	37.95	7	81.71
	374	53	18	33		2	51	14		51	51		33	33	40.72	6	80.33
	375	42	21	21			38	14	9	42	42	1	10	20	42.65	11	4.93
	376	35	18	17			35	17	13	35	35	3	24	14	22.64	5	3.90
	377	24	16	7		1	23			23	22		6	6	27.83	10	74.00
	378	30	16	12		2	28			28	23		9	9	37.66	8	80.62
	379	33	13	20			32	14	3	33	33		1	1	27.68	7	52.14
	380	18	10	8			18	6		18	18		8	8	29.00	5	51.00
	381	58	37	21			57	19	5	58	58		21	21	24.19	25	53.40
	382	39	24	13	2		39	10	1	37	37	1	14	14	29.85	16	44.18
	384	27	22	5			27	1	1	27	26		5	5	40.40	16	69.25
	385	21	20	1			21			21	20		1	1		17	68.17
	386	16	1	14	1	1	15	2	2	15	15	1	1	14	37.64	1	1
	387	21	2	19			19			21	19		17	17	37.05	1	1
	388	27	21	6			27	3	3	27	27		6	6	21.00	19	74.57
	389	23	22	1			23			23	23		1	1		21	67.09
	390	36	28	7	1	1	36	12	2	35	35	1	8	8	49.75	24	5.50
	391	26	14	11	1	1	26	8	2	25	25	1	12	12	43.16	9	41.11
	392	25	10	15			24			25	23		15	15	28.26	6	7.66
	393	47	17	28			46	1		45	44		26	26	30.96	4	81.25
	394	31	17	13		2	31	12	9	30	30	2	16	13	27.61	8	32.75
	395	34	14	20			34	6	5	34	34		20	20	31.95	12	40.75
	397	46	20	25		1	44	15	5	45	44	4	21	21	29.19	7	61.71
	398	76	26	46	2	2	68	11	5	72	70	2	45	45	24.44	6	58.00
	399	72	32	37	3	3	69	13		69	65	2	38	38	31.21	12	5.98
	400	56	22	33	1		54	2		55	54	1	31	31	39.06	10	6.50
	401	65	32	31	1	1	64	5	2	63	63	2	31	31	33.00	18	61.11
	402	68	28	39			67	4	1	67	67		36	36	36.11	9	58.66
	403	58	34	23	1	1	56	4	1	57	57		24	24	37.00	24	84.37
	405	51	34	17			50	3		51	51		17	17	33.47	20	7.90
	406	70	47	23			70	1	1	70	70		21	21	37.04	39	80.00
	407	23	19	4			23			23	23		4	4	43.00	16	9.51
	408	27	21	5	1		27			26	26		5	5	38.20	19	8.61

¹For renter - occupied dwelling units and vacant nonseasonal not dilapidated units, for rent.
²For owner - occupied dwelling units and vacant nonseasonal not dilapidated units, for sale only.

HOUSING—BLOCK STATISTICS

Table 3.—CHARACTERISTICS OF HOUSING FOR WARDS, BY BLOCKS: 1950—Con.

Ward	Block	All dwelling units by occupancy and tenure					All dwelling units by condition and plumbing facilities			Occupied dwelling units			Contract monthly rent ¹		Value ² of one-dwelling-unit structures		
		Total	Owner occupied	Renter occupied	Vacant non-seasonal not dilap. for rent or sale	Other vacant and non-resident	Number reporting	No private bath or dilap.	No running water or dilap.	Total	Persons per room		Occupied by non-white	Number reporting	Average monthly rent (dollars)	Number reporting	Average value (dollars)
											Number reporting	1.51 or more					
3	409	65	47	18		59	1		65	59	1		15	3 44.0	40	7 455	
	410	71	56	15		71	8	2	71	68			15	3 30.0	47	6 597	
	411	41	24	15	1	40	5		39	39	2		14	3 90.7	17	8 588	
	412	48	24	15		42	2		39	39			14	3 64.6	14	8 178	
	413	41	35	6		40			41	41			27	4 05.0	27	9 388	
	414	15	10	5		15			15	15	1	1	6	5 00.0	8	8 875	
	415	17	16	1		16			17	17			10		10	10 750	
	416	13	11	2		13	1		13	13			2		7	12 642	
	417	15	13	2		15			15	15			1		13	7 653	
	418	8	6	2		7			8	8			1		6	8 500	
	419	31	29	2		28			31	29			1		27	9 185	
	420	28	26	2		27	2		28	28			2		24	12 958	
	421	10	7	3		9			10	10					7	23 142	
	422	12	12			12			12	12					12	20 208	
	423	17	16	1		15			17	16					15	20 400	
	424	8	8			8			8	8					8	20 750	
	426	19	18	1		19			19	18					16	17 312	
	427	21	18	3		21	2		21	21		1	2		15	12 866	
	428	30	27	3		30	2	2	30	30	1	1	3	483.3	26	12 442	
	429	30	26	4		30			30	30			3	573.3	26	12 307	
	430	30	29	1		30			30	30					27	10 425	
	431	14	14			14			14	14					13	14 000	
	432	34	30	4		32	1	1	34	32			2		25	10 104	
	433	25	21	4		25	1		25	25			4	292.5	19	9 657	
	434	27	26	1		27			27	27					22	9 204	
	435	12	11	1		12	2	2	12	12			1		22	8 262	
	436	37	31	5	1	37	1	2	36	36			3	500.0	28	7 203	
	437	25	18	7		24	3		25	24			6	373.3	14	7 500	
	438	48	40	8		48	4		48	47	1		8	345.0	14	6 582	
	439	42	32	10		42	2		42	42			10	289.0	28	6 332	
	441	34	22	8	4	34			30	30			10	542.0	20	7 450	
	442	36	24	12		36			36	36			11	370.0	21	6 852	
	443	41	26	15		41	2		41	41			15	446.0	20	6 770	
	444	38	22	14	1	38			36	36			13	315.3	16	7 218	
	445	62	26	34	2	60	18	16	60	60	2		32	389.0	12	6 316	
	446	52	27	23	2	52	4	3	50	50			23	341.7	12	7 291	
	447	79	31	46	2	76	21	10	77	76			44	329.3	16	6 750	
	448	55	29	25	1	54	11	1	54	54			24	392.5	14	8 464	
	449	44	19	20	1	42	7		39	39			18	333.3	10	8 650	
	450	19	8	11		18	3		19	18	1		11	254.5			
	451	39	11	26		36	10	1	37	36	1	3	23	331.7	5	4 700	
	452	39	21	18		38	2		39	37	1	1	18	310.0	10	14 000	
	453	61	22	36	3	56	21	4	58	56	6	2	28	329.6	7	5 171	
	454	12	7	3		12	7		10	10	1		3	216.6	4	4 750	
	455	5	3	1		5	4	4	4	4			1		2		
	456	65	36	28		62	11		64	62			24	266.6	14	6 678	
	457	64	24	38		64	13		62	62			38	251.8	6	3 716	
	458	25	12	10		25	13		22	22			10	229.0	9	4 655	
	459	21	9	12		21	8	5	21	21			12	187.5	2		
	460	20	13	7		20	6	4	20	20			6	366.6	10	4 430	
	462	4	2	2		2	1		4	4			2		1		
	465	22	17	4	1	21	2		21	20			4	275.0	11	5 454	
	466	22	11	10		22	5		21	20			10	222.0	5	5 160	
	467	14	4	10		14	4	1	14	14			9	211.1	2		
	468	37	18	18		37	9		36	36			18	302.7	9	7 244	
	469	34	15	19		34	5		34	34			19	290.0	4	7 000	
	470	6	3	3		6	2	2	6	6			3	503.3	3	4 833	
	471	14	2	12		14	13	13	14	13		4	12	187.5	1		
	472	31	19	11	1	31	15	8	30	27			12	341.4	6	7 166	
	473	30	15	14		29	16	15	29	29	1	15	13	321.5	8	6 275	
	474	50	17	27	1	49	33	31	44	44			28	266.4	10	5 700	
	475	48	19	26	1	47	21	21	45	44		3	27	360.7	12	5 691	
	476	7	6	1		7			7	7			6	291.6			
	477	29	7	22		29			29	28			16	370.0	4	5 375	
	478	68	46	20	2	67			66	66			20	371.5	35	6 725	
	479	37	20	15	2	37			35	33			15	284.0	20	6 425	
	480	22	15	7		22		2	22	22			6	146.6	12	6 375	
	481	11	8	2		11			10	10			2		9	7 722	
	482	31	23	8	1	31	2	4	31	31			8	353.7	17	7 522	
	483	32	22	10		32	1	1	32	31	1		10	433.0	17	7 352	
	484	24	17	7		24			24	24			5	446.0	15	7 766	
	485	20	14	6		20			20	20			6	301.6	12	6 291	
	486	14	14			14			14	14					14	6 414	
	487	17	16	1		15	1	1	17	16					16	10 281	
	488	17	15	2		16			17	16			2		12	10 750	
	489	29	29			29		1	29	29					22	9 500	
	490	23	23			23		1	23	23					21	8 976	
	491	11	10	1		11			11	10			1		9	9 555	
	492	30	29	1		30		1	30	30			1		27	9 962	
	493	28	24	4		28			28	28			2		23	12 434	
	494	32	30	2		30			32	28					29	11 355	
	495	30	25	5		30			30	30			5	482.0	20	12 800	
	496	21	21			21			21	21					21	19 095	
	497	8	8			8			8	8					6	20 000	
	498	8	7	1		8			8	8					7	22 285	
	499	3	3			3			3	3					3	26 666	
	500	7	6	1		6			7	6					5	23 800	

¹For renter - occupied dwelling units and vacant nonseasonal not dilapidated units, for rent.
²For owner - occupied dwelling units and vacant nonseasonal not dilapidated units, for sale only.

HOUSING—BLOCK STATISTICS

Table 3.—CHARACTERISTICS OF HOUSING FOR WARDS, BY BLOCKS: 1950—Con.

Ward	Block	All dwelling units by occupancy and tenure					All dwelling units by condition and plumbing facilities			Occupied dwelling units			Contract monthly rent ¹		Value ² of one-dwelling-unit structures	
		Total	Owner occupied	Renter occupied	Vacant non-seasonal not dilap., for rent or sale	Other vacant and non-resident	Number reporting	No private bath or dilap.	No running water or dilap.	Total	Persons per room		Number reporting	Average monthly rent (dollars)	Number reporting	Average value (dollars)
											Number reporting	1.51 or more				
3	89	25	6	16		3			22	22		16	9 4.06	4	11 125	
	90	20	18	2		1			20	19		1		18	9 294	
	91	4	3						3	3				7	7 333	
	93	10	8	2					10	9				7	9 928	
	94	27	21	5	1				26	26		1	29.00	19	8 342	
	95	29	27	2				1	29	29		2		25	8 020	
	96	30	22	8				1	30	27		7	33.57	16	7 343	
	97	35	25	10					35	35		9	40.00	16	7 593	
	98	29	23	6					29	29	1	5	39.40	20	5 760	
	99	20	14	5		1			19	19		5	40.40	7	6 985	
	100	75	39	36					75	75	2	36	24.55	32	7 140	
	101	39	13	23		3			36	36		23	32.34	9	6 000	
	103	49	34	15					49	49		14	30.21	30	6 866	
	104	33	24	8		1			32	32	1	8	31.12	9	5 214	
	105	23	15	8					23	23		7	18.57	9	5 558	
	106	70	48	22					70	69		21	35.33	36	7 255	
	107	66	38	28					66	62	2	25	30.56	27	6 439	
	108	23	14	9					23	23		7	32.14	10	4 850	
	109	18	5	13					18	18		7	32.61	3	4 500	
	110	56	45	11					56	55		9	22.22	40	6 395	
	114	3		3					3	3		3	45.66			
	115	29	18	11					29	29		11	41.09	8	5 575	
	117	24	15	9					24	24		9	55.33	13	7 992	
	118	8	6	2					8	8		2		6	7 416	
	119	27	17	10				3	27	27		9	35.00	13	7 230	
	120	25	22	3				1	25	25		3	36.66	20	7 920	
	121	25	20	5					25	25		4	42.75	19	8 200	
	122	14	12	2					14	14		2		10	6 940	
	123	30	27	3				2	30	30		2		26	7 946	
	124	17	16	1					17	17	1	1		15	7 420	
	125	15	12	3					15	15		3	53.33	10	7 870	
	126	7	5	2					7	7		2		4	8 125	
	127	4	2	2					4	4		2		1		
	129	12	9	2	1			1	12	12		2		8	7 437	
	130	12	11	1					11	12		1		11	7 609	
	132	3	3						3	3				2	5 000	
	133	3	2			1			3	2						
	134	2							2	2						
	135	17	11	6					17	3	3	5	43.66	10	4 340	
	139	1							1	17		6				
	140	30	23	7					30	30		6	52.16	19	7 305	
	141	7	7					1	7	7		7	17.28			
	142	35	26	8		1			34	34		4	45.85	20	8 025	
	143	24	20	4					24	24		4	35.00	18	6 977	
	144	47	36	10	1				46	45	1	10	25.80	31	5 593	
	145	22	19	2		1		2	21	20		2		15	5 675	
	146	20	8	12				1	20	20		2		5	5 740	
	147	74	51	23					74	74		3	251.6	38	6 328	
	148	63	43	19	1				62	62		18	31.40	32	6 328	
	149	34	29	5					34	34	1	5	29.00	32	7 603	
	150	67	50	15		2			65	65		13	35.00	26	7 123	
	151	3	3						3	3				42	8 011	
	152	43	31	12					43	42		12	43.61	3	7 500	
	153	39	25	13	1				38	38		12	38.50	27	7 722	
	154	40	23	17				2	40	36		11	42.45	19	8 515	
	155	27	21	6					40	36		17	49.23	15	7 000	
	156	16	12	4					27	24		6	40.00	18	6 494	
	157	11	8	3					16	16		4	30.75	10	7 800	
	158	15	9	6					11	11		3	31.00	8	6 600	
	159	29	16	13					15	14		6	37.00	7	7 000	
	160	29	17	12					29	29		13	63.61	12	7 333	
	163	34	31	3				1	34	34		12	83.33	13	9 523	
	164	23	23						34	34		3	44.33	29	8 706	
	165	11	11						23	23				23	7 969	
	166	18	14	4					11	11				11	10 045	
	167	33	30	3					17	17		4	36.00	12	8 875	
	168	22	20	2					33	33		3	40.00	29	7 817	
	169	28	27	1				2	22	22		2		19	8 736	
	170	17	17						27	26		26		8	9 473	
	171	25	21	4					15	17		17		17	10 605	
	172	21	21						25	25		4	52.00	19	10 489	
	173	21	17	2					21	21				21	12 047	
	174	14	13	1	1				19	19		2		18	12 333	
	175	7	7						14	14		1		13	12 161	
	176	4	2						7	7				5	10 000	
	178	2							2	2				4	10 000	
	179	9	7						9	7				8	9 375	
	180	6	4						6	5				5	10 400	
	181	1							5	5		1				
	190	15	15						15	15				15	12 720	
	191	19	18	1					19	19		1		18	11 972	
	192	18	16	2					18	18		1		16	12 525	
	193	21	19	1					20	19		1		17	11 952	
	194	19	18	1		1			19	19		1		18	11 255	
	195	30	24	5		1			29	28		4		22	10 236	
	196	11	8	2	1			1	11	10		2	33.75	8	10 150	
	197	21	20	1					21	21		1		18	8 777	

¹For renter - occupied dwelling units and vacant nonseasonal not dilapidated units, for rent.
²For owner - occupied dwelling units and vacant nonseasonal not dilapidated units, for sale only.

Table 3.—CHARACTERISTICS OF HOUSING FOR WARDS, BY BLOCKS: 1950—Con.

Ward	Block	All dwelling units by occupancy and tenure					All dwelling units by condition and plumbing facilities			Occupied dwelling units			Contract monthly rent ¹		Value ² of one-dwelling-unit structures	
		Total	Owner occupied	Renter occupied	Vacant non-seasonal not dilap., for rent or sale	Other vacant and non-resident	Number reporting	No private bath or dilap.	No running water or dilap.	Total	Persons per room		Number reporting	Average monthly rent (dollars)	Number reporting	Average value (dollars)
											Number reporting	1.51 or more				
3	198	31	28	3					31	31						
	199	32	28	3					32	32						
	200	36	33	3					36	36						
	201	13	13						13	13						
	203	49	34	14					48	48						
	204	61	51	9					60	60						
	205	29	27	1					28	28						
	206	26	23	2					25	25						
	207	27	27						27	27						
	208	29	20	9					29	29						
	209	24	22	1					23	22						
	210	31	24	7					31	29						
	211	9	6	3					9	9						
	212	33	24	8					32	28						
	213	27	16	11					27	27						
	214	36	23	12					35	35						
	215	34	26	8					34	34						
	216	19	15	4					19	19						
	217	36	23	12					35	34						
	218	23	13	9					22	22						
	220	27	15	11					26	26						
	221	73	40	28					68	65						
	222	74	39	33					72	72						
	223	29	21	8					29	29						
	224	17	15	2					17	17						
	225	58	50	8					58	57						
	226	54	44	10					54	54						
	227	49	33	16					49	49						
	228	49	41	7					48	48						
	229	70	59	11					70	70						
	230	63	50	10					60	60						
	231	31	31						38	38						
	232	25	18	7					25	25						
	233	32	26	6					32	32						
	234	21	18	3					21	21						
	235	68	43	24					67	64						
	236	70	40	30					70	70						
	237	81	28	48					76	75						
	238	76	48	28					74	74						
	239	64	42	20					62	62						
	240	60	43	15					58	56						
	241	61	57	4					61	59						
	242	22	18	3					21	21						
	243	22	18	4					22	20						
	244	22	12	8					20	20						
	245	18	16	2					18	18						
	246	30	25	4					29	29						
	247	17	15	2					17	17						
	248	18	17	1					18	18						
	249	27	25	2					27	27						
	250	29	24	5					29	29						
	251	26	22	4					26	26						
	252	61	55	6					61	61						
	253	56	49	6					55	55						
	254	16	14	2					16	15						
	255	16	13	1					14	14						
	256	9	8						8	8						
	257	11	10						10	10						
	258	6	4						6	6						
	259	27	22	5					27	27						
	260	26	25	1					26	26						
	261	14	12						12	12						
	262	17	15	1					17	16						
	263	15	13	2					15	15						
	264	29	27	2					29	29						
	265	21	19	1					20	20						
	266	26	24						24	24						
	267	6	6						6	6						
	268	29	27	1					28	27						
	269	21	20	1					21	21						
	270	33	28	5					33	30						
	271	2														
	272	4	4						4	4						
	273	3	3						3	3						
	274	3	3						3	3						
	275	5	4						4	4						
	276	21	19	1					21	20						
	277	21	21						21	21						
	278	6	6						6	6						
	279	16	16						16	16						
	280	14	13	1					14	13						
	281	15	7						15	15						
	282	17	15						17	17						
	283	14	14						14	14						
	284	14	14						14	14						
	285	1							1	1						
	286	8							8	8						
	287	7							7	7						
	288	8							8	8						

¹For renter-occupied dwelling units and vacant nonseasonal not dilapidated units, for rent.
²For owner-occupied dwelling units and vacant nonseasonal not dilapidated units, for sale only.

HOUSING—BLOCK STATISTICS

Table 3.—CHARACTERISTICS OF HOUSING FOR WARDS, BY BLOCKS: 1950—Con.

Ward	Block	All dwelling units by occupancy and tenure					All dwelling units by condition and plumbing facilities			Occupied dwelling units			Contract monthly rent ¹		Value ² of one-dwelling-unit structures	
		Total	Owner occupied	Renter occupied	Vacant non-seasonal not dilap., for rent or sale	Other vacant and non-resident	Number reporting	No private bath or dilap.	No running water or dilap.	Total	Persons per room		Number reporting	Average monthly rent (dollars)	Number reporting	Average value (dollars)
											Number reporting	1.51 or more				
3	300	10	7	3		10			10	10		3	34.00	6	8,916	
	301	12	11	1		11			11	11		1		10	11,120	
	302	18	18			18			18	18		1		18	10,138	
	303	19	17	2		19			19	19		1		17	9,411	
	304	18	14	4		18			18	18		4	57.00	14	10,357	
	305	36	32	4		36			36	36		4	48.00	32	9,506	
	306	37	29	6	2	37			37	37	1	6	52.00	30	9,416	
	307	19	19			19			19	19		2		19	10,078	
	308	27	25	2		27			27	27		2		23	9,652	
	309	29	27	2		29			29	29		2		26	11,173	
	310	28	27	1		27			28	28		1		27	11,722	
	311	12	11	1		11			12	12		3	39.00	6	11,000	
	312	12	11	1		12			12	12		1		11	10,636	
	313	10	11	1		10			10	10		4	53.00	24	11,791	
	314	23	22	1		23			23	23		1		18	12,194	
	315	23	22	1		23			23	23		5	53.60	27	10,981	
	316	34	35	4		39			39	37		3	50.00	34	10,294	
	317	79	50	28		77	10	1	78	77		23	32.95	34	7,497	
	318	79	43	35	1	77	2		78	78		34	31.50	30	6,583	
	319	59	34	25		59	4		59	59		24	35.87	25	7,232	
	320	24	17	6		23	2		23	23		4	42.25	13	7,492	
	321	22	17	5		22	2		22	22		4	40.00	14	8,371	
	322	28	15	12	1	28	1		27	27		12	37.91	13	7,230	
	323	61	45	15	1	61	9	3	60	59		15	31.73	38	5,644	
	324	2														
	325	6	5	1		6			6	6		1		4	5,500	
	326	11	9	1		11	1	1	10	10	1	1		8	5,062	
	327	7	5	2		6	2		7	7		2		4	6,275	
	328	3	3			3	1	1	3	3		3		3	5,000	
	329	9	7	1	1	9	4	4	8	8		1		8	5,500	
	330	19	15	3	1	18	4	2	18	18		2		13	6,515	
	331	24	16	8		22	3	1	24	24		8	33.50	13	6,584	
	332	24	18	6		24	1	1	24	24		6	37.66	14	7,035	
	333	27	19	7	1	27			26	26		6	44.33	13	8,146	
	334	33	22	11		32	3	1	33	33		10	31.00	16	12,175	
	335	38	30	8		38			38	35		5	43.00	20	7,460	
	336	32	18	14		30			32	30		10	44.60	9	8,111	
	337	47	18	28		43	8		46	45		28	39.53	11	9,136	
	338	33	12	20	1	30			32	30		17	36.05	5	6,300	
	339	32	19	13	1	30	3	2	32	31		12	36.66	15	11,233	
	340	110	89	20		110	1		109	109		15	53.00	77	15,609	
	341	13	12	1		12			13	13		1		11	20,636	
	343	53	36	16		52	2		52	51		15	67.46	30	16,400	
	344	43	43			42			43	42				41	16,073	
	345	62	53	8		60			61	59		6	49.33	51	12,725	
	346	57	49	7		57			56	56		6	58.66	48	13,166	
	347	2														
	348	23	20	3		23			23	23		2		16	16,625	
	349	18	16	2		17	1		18	18		1		15	9,166	
	350	28	26	2		27	2	1	28	28		2		26	8,292	
	351	14	12	2		14	1	1	14	14		2		10	9,250	
	352	17	17			17			17	17		1		17	8,211	
	353	3				3			3	3				3	9,500	
	354	6	6	1		6			6	5		1		4	14,625	
	355	3	2	1		3			3	3		1		2		
	356	3	3			3			3	3				1		
	357	2	2			2			2	2				1		
	358	2	2			2			2	2				1		
	359	21	19	2		21	5	3	21	21		2		18	7,372	
	360	21	19	2		21	3	3	21	21	1	2		18	8,850	
	361	27	26	1		25	1	1	26	25		2		25	9,688	
	362	29	28	1		29	1		29	28		1		27	7,951	
	363	33	33			33			33	33		1		27	7,776	
	364	38	38			37	2	2	37	37		1		33	6,669	
	365	72	70	2		71	1		72	72		1		70	7,950	
	366	68	45	23		68	1		66	66		2		18	8,089	
	367	76	61	14	1	74	3		75	74		14	40.78	55	7,169	
	368	29	24	5		29	2		29	29		4	34.00	21	7,276	
	369	29	24	5		29	1		29	29		5	37.00	20	6,875	
	370	23	22	1		23			23	23		1		22	7,000	
	371	22	20	2		22			22	22		1		19	7,463	
	372	18	17	1		18	1		18	18		1		17	5,852	
	373	10	5	5		9	1	1	10	10		4	32.50	4	6,250	
	374	9	8	1		9	2		9	9		1		8	5,850	
	375	3	3			3	2		3	3		1		2		
	376	15	10	5		15	5		15	15		5	27.60	7	5,771	
	377	44	38	5	1	44	4		43	43		4	27.50	37	6,794	
	378	73	39	32		72	4		71	71		30	39.96	26	7,496	
	379	30	27	3		30			30	30		3	68.33	25	13,128	
	380	61	57	4		59			61	59		3	76.66	55	13,827	
	381	71	63	5		67	1	1	68	68	2	4	34.00	62	9,341	
	382	53	49	3	1	53			52	51		3	55.00	48	12,135	
	383	22	20	2		22	2		22	22		2		19	7,968	
	384	24	23	1		24			24	24		1		23	11,834	
	386	19	18	1		19	1		19	19		1		18	8,377	
	388	6	6			6			6	6				6	9,166	
	389	5	4	1		5			5	5		1		3	9,833	
	390	4	4			4			4	4				4	9,950	

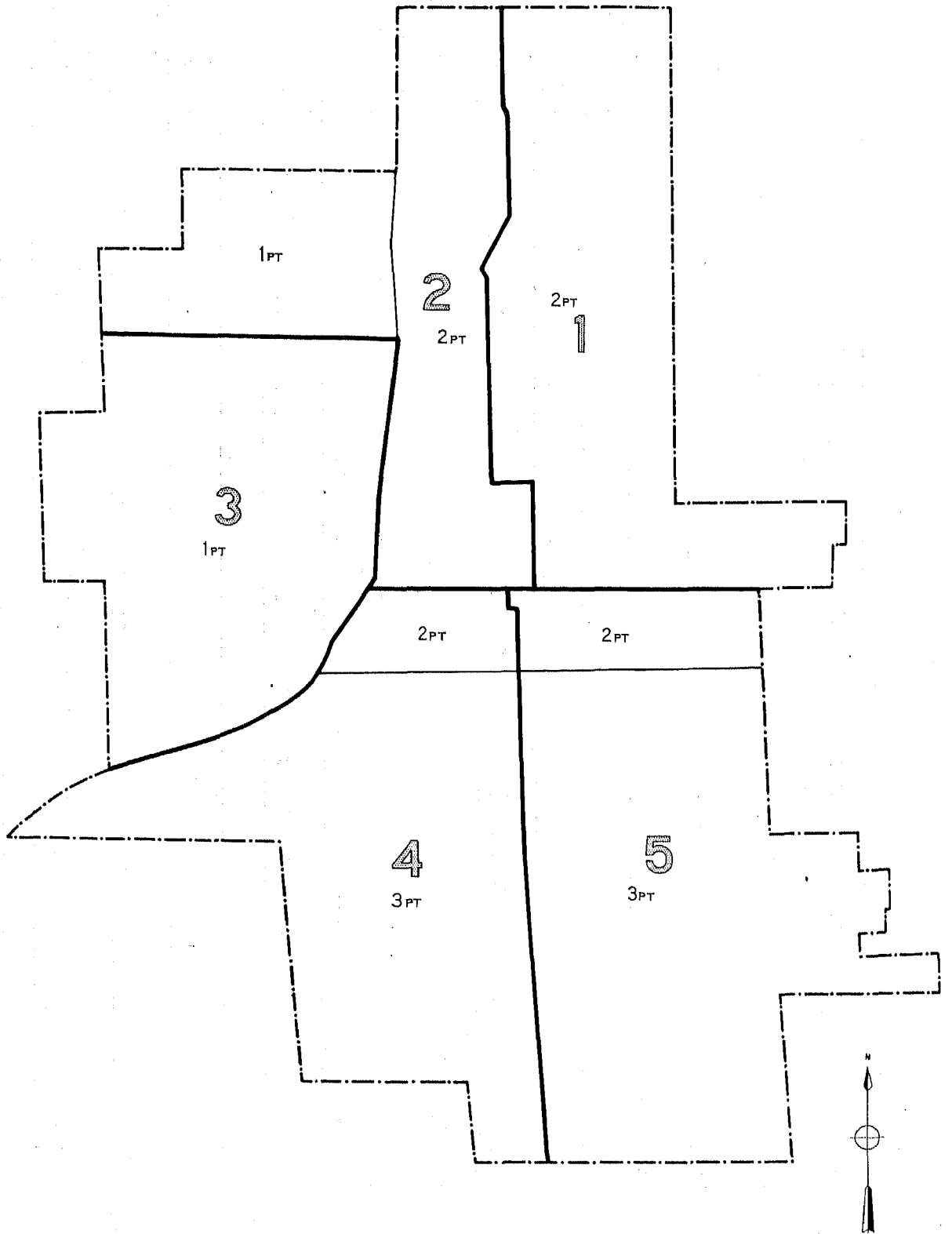
¹For renter - occupied dwelling units and vacant nonseasonal not dilapidated units, for rent.
²For owner - occupied dwelling units and vacant nonseasonal not dilapidated units, for sale only.

Table 3.—CHARACTERISTICS OF HOUSING FOR WARDS, BY BLOCKS: 1950—Con.

Ward	Block	All dwelling units by occupancy and tenure					All dwelling units by condition and plumbing facilities			Occupied dwelling units			Contract monthly rent ¹		Value of one-dwelling-unit structures		
		Total	Owner occupied	Renter occupied	Vacant non-seasonal not dilap., for rent or sale	Other vacant and non-resident	Number reporting	No private bath or dilap.	No running water or dilap.	Total	Persons per room		Occupied by non-white	Number reporting	Average monthly rent (dollars)	Number reporting	Average value (dollars)
											Number reporting	1.51 or more					
3	391	2															
	395	21															
	396	23	19	4		23			23	23				63.25	19	10,763	
	397	48	44	2	2	46			46	45	1				45	13,588	
	398	49	48	1		49			49	49					47	15,510	
	399	103	98	5		101			103	100				50.00	85	14,552	
	400	3	3			3			3	3					3	16,000	
	401	31	28	3		30	1	1	31	30					27	15,666	
	402	29	25	4		28			29	29				43.66	24	8,954	
	403	22	15	7		22			22	22				39.71	14	8,035	
	404	62	48	13	1	60	2		61	59			13	37.15	40	7,677	
	405	51	39	12		51	1		51	50			11	48.36	36	7,622	
	407	7	6	1		7			7	7					6	6,250	
	409	16	13	3		16	2		16	16				28.00	11	6,163	
	410	14	10	2		13			12	11					8	6,112	
	411	46	41	5	2	46			46	46				64.00	41	8,631	
	412	44	41	3		44			44	44					38	18,578	
	413	54	52	1	1	54			53	53					50	13,254	
	414	32	32			32			32	32					32	12,593	
	415	4	3	1		4			4	4					3	12,166	
	416	44	42	2		44			44	42	1				42	12,523	
	417	28	24	2	2	26			26	26					24	13,395	
	422	4	2	2		4			4	4	1				2	8,282	
	423	62	60	1	1	61			61	61					60	11,560	
	424	65	62	2	1	63		1	64	62					62	12,369	
	426	17	16	1		17			17	16					14	12,107	
	427	51	48	3		50			51	51				68.33	46	13,206	
	428	38	37	1		36			38	38					36	12,775	
	430	8	7	1	1	7			7	7					7	18,571	
	431	19	15	4		18			19	19				67.00	11	10,863	
	432	23	19	4		23	2		23	22					3	8,236	
	433	11	4	4		15			15	15					3	8,333	
	434	55	40	14	1	54	4	1	54	54			14	31.92	33	8,039	
	435	21	17	4		21			21	21					16	8,812	
	437	18	17	1		17			18	18					15	19,666	
	438	16	16			16			16	16					14	17,107	
	439	40	40			40		1	40	40					38	16,828	
	440	15	15			15			15	15					15	15,386	
	441	24	24			24			24	24					23	17,217	
	442	69	68	1		68		1	69	69					61	12,973	
	443	61	47	6	7	58			53	50				51.66	50	10,748	
	444	33	29	2		33			31	29					28	12,357	
	445	25	25			24			25	25					24	12,958	
	446	39	39			39			39	37					37	13,094	
	447	36	36			36	1	1	36	36					34	12,908	
	448	35	34	1		35			35	35					33	13,196	
	449	37	36	1		35			37	35					35	11,728	
	450	119	3	114	2	117	1		117	117	10	1	14	37.06	12	22,466	
	451	21	21			21			21	17					21	12,142	
	452	33	31	1	1	32			32	31					30	12,353	
	453	30	30			28			30	30					30	12,263	
	454	28	28			27			28	27					28	13,232	
	455	21	20	1		20			21	21					17	12,882	
	456	40	39			39			39	39					33	11,424	
	457	7	5		1	6			5	5					6	9,250	
	459	16	15		1	16			15	15					14	13,107	
	460	5	4		1	5		1	5	5					4	7,375	
	461	20	18	2		20		1	20	20					16	6,656	
	462	36	34	2		36			36	36					33	10,796	
	463	3	3			3			3	3					3	10,000	
	464	19	14	2	1	19	5	1	16	16	1				12	9,666	
	465	9	7	2		9			9	9					4	24,500	
	466	54	45	4	4	51			49	47				81.00	46	11,366	
	467	36	34	2		33	1		36	32					31	14,309	
	468	6	6			6			6	6					6	12,583	
	470	1				1			1	1							
	471	22	10	11	1	20	3		21	21				11	27.54	3	7,733
	485	1				1			1	1							
	488	2				2			2	2					2	4,500	
	489	6	4	2		6	6	5	6	6					4	4,500	
	491	7	4	3		7	3	1	7	7					3	4,000	
	492	6	5	1		6	2		6	6					4	9,750	

¹For renter - occupied dwelling units and vacant nonseasonal not dilapidated units, for rent.
²For owner - occupied dwelling units and vacant nonseasonal not dilapidated units, for sale only.

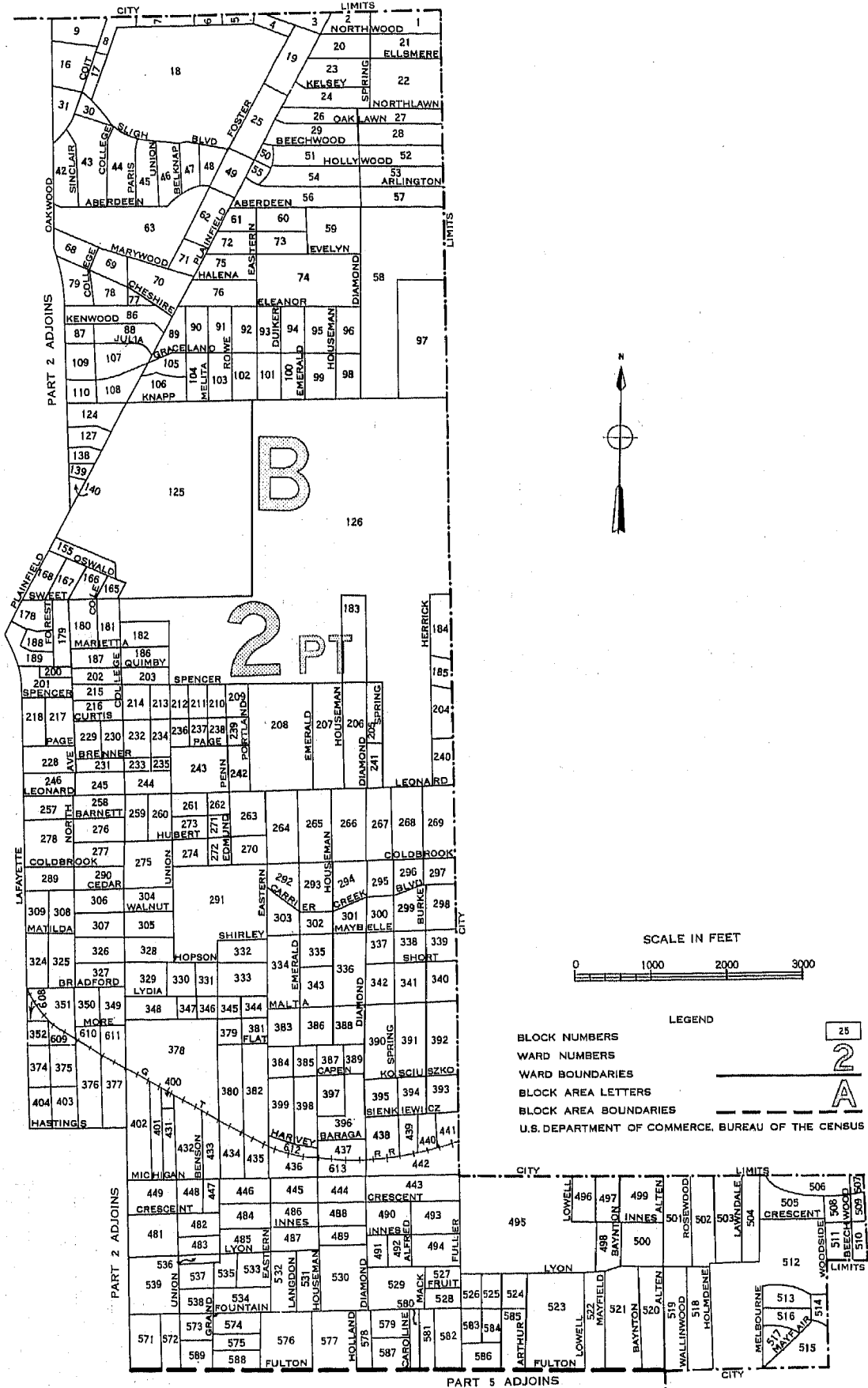
GRAND RAPIDS, MICHIGAN, BY WARDS: 1950
KEY MAP



LEGEND
WARD NUMBER
PART NUMBER

GRAND RAPIDS, MICHIGAN, BY WARDS AND BLOCKS: 1950

PART 1 OF 5 PARTS



SCALE IN FEET



LEGEND

- BLOCK NUMBERS
- WARD NUMBERS
- WARD BOUNDARIES
- BLOCK AREA LETTERS
- BLOCK AREA BOUNDARIES
- U.S. DEPARTMENT OF COMMERCE, BUREAU OF THE CENSUS

25

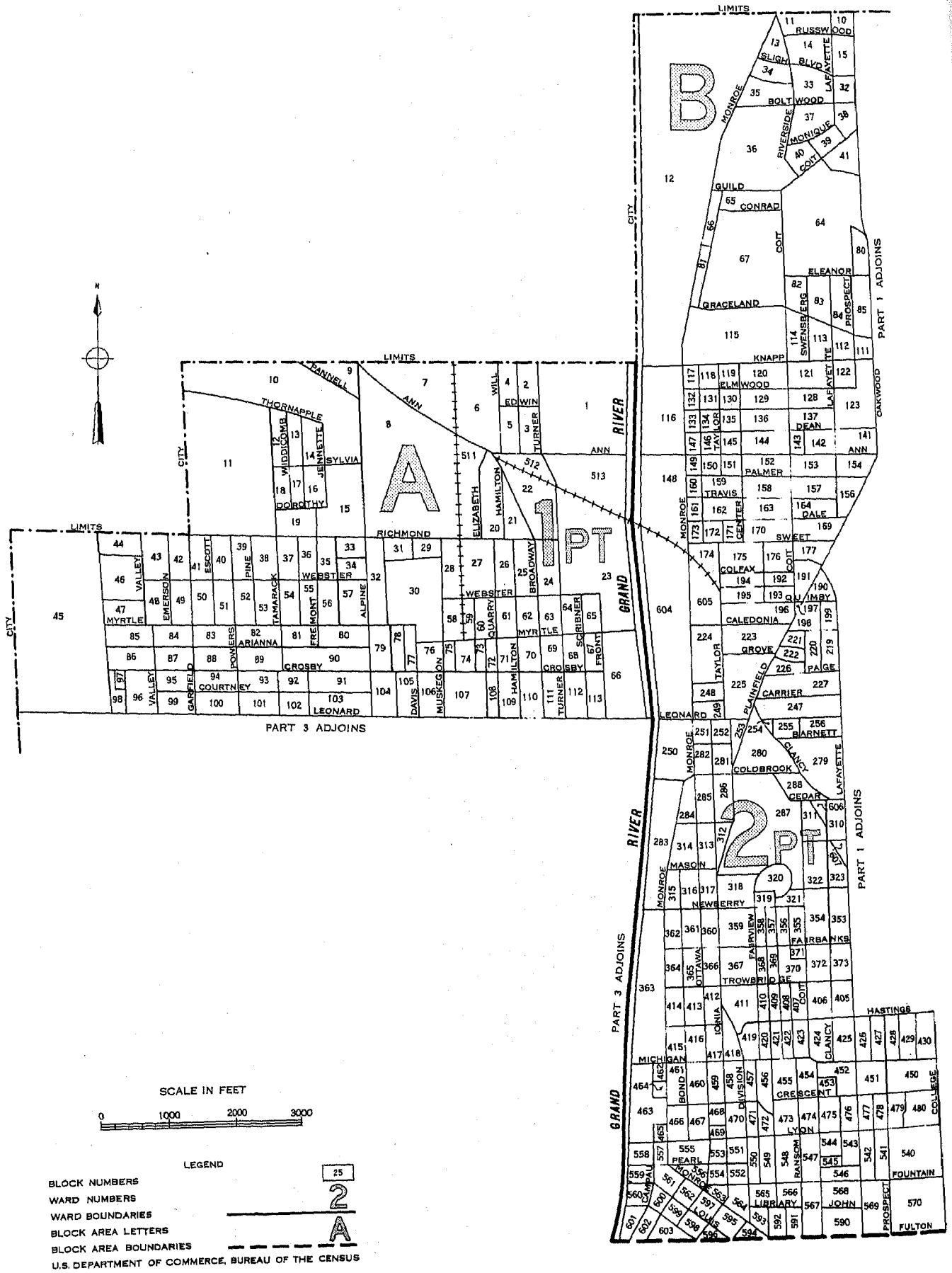
2

A

PART 5 ADJOINS

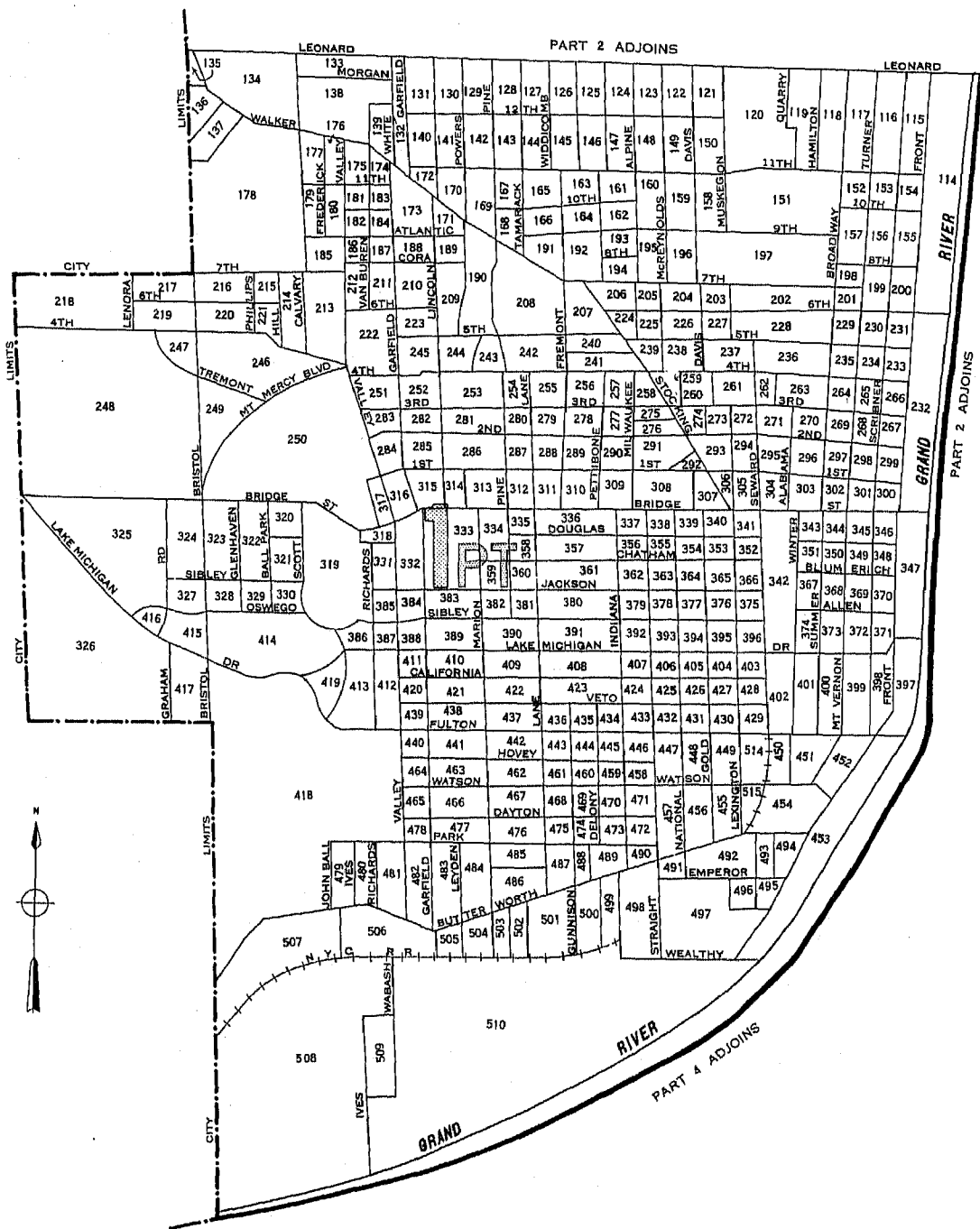
GRAND RAPIDS, MICHIGAN. BY WARDS AND BLOCKS: 1950

PART 2 OF 5 PARTS



GRAND RAPIDS, MICHIGAN. BY WARDS AND BLOCKS: 1950

PART 3 OF 5 PARTS



SCALE IN FEET



LEGEND

- BLOCK NUMBERS
- WARD NUMBERS
- WARD BOUNDARIES
- BLOCK AREA LETTERS
- BLOCK AREA BOUNDARIES
- U.S. DEPARTMENT OF COMMERCE, BUREAU OF THE CENSUS

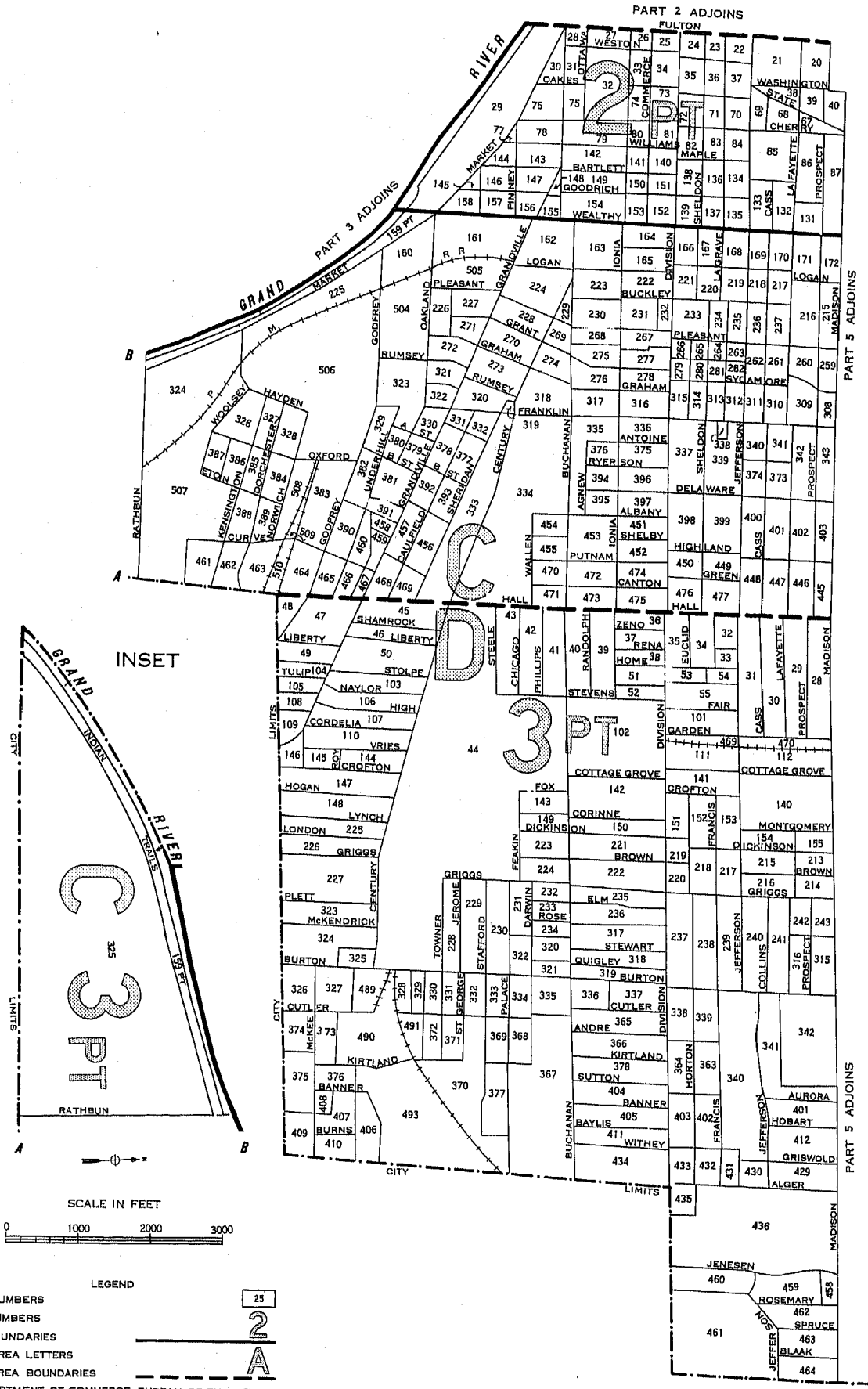
25

2

A

GRAND RAPIDS, MICHIGAN, BY WARDS AND BLOCKS: 1950

PART 4 OF 5 PARTS



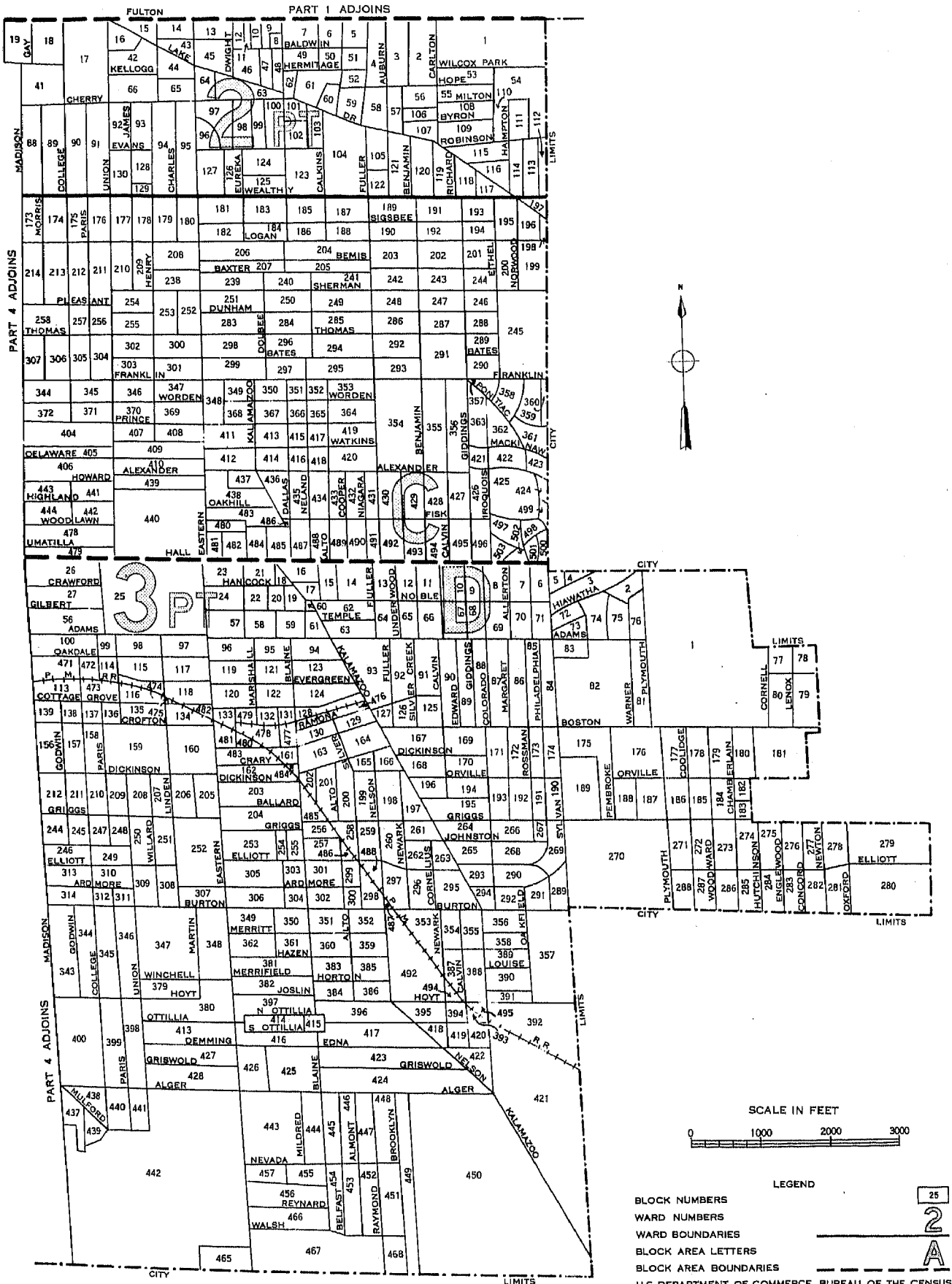
U.S. DEPARTMENT OF COMMERCE, BUREAU OF THE CENSUS

LEGEND

- BLOCK NUMBERS
- WARD NUMBERS
- WARD BOUNDARIES
- BLOCK AREA LETTERS
- BLOCK AREA BOUNDARIES

GRAND RAPIDS, MICHIGAN, BY WARDS AND BLOCKS: 1950

PART 5 OF 5 PARTS




LEGEND

- BLOCK NUMBERS
- WARD NUMBERS
- WARD BOUNDARIES
- BLOCK AREA LETTERS
- BLOCK AREA BOUNDARIES
- U.S. DEPARTMENT OF COMMERCE, BUREAU OF THE CENSUS.

25
2
A

1950 UNITED STATES CENSUS OF HOUSING

U. S. DEPARTMENT OF COMMERCE • BUREAU OF THE CENSUS



GREENSBORO, N. C. **BLOCK**
.STATISTICS

U. S. CENSUS OF HOUSING: 1950

Volume

- I General Characteristics
- II Nonfarm Housing Characteristics
- III Farm Housing Characteristics
- IV Residential Financing
- V Block Statistics

Housing statistics for census tracts are to be included in the Population reports on census tracts.

U. S. CENSUS OF POPULATION: 1950

Volume

- I Number of Inhabitants
- II Characteristics of the Population

Succeeding volumes will cover the following subjects:

Census Tracts, Nativity and Parentage, Nonwhite Population by Race, Persons of Spanish Surname, Institutional Population, Differential Fertility, Labor Force Characteristics, Occupation, Industry, Income, Internal Migration, Education, Characteristics of Families and Households.

UNITED STATES CENSUS of HOUSING : 1950
U. S. DEPARTMENT OF COMMERCE BUREAU OF THE CENSUS
CHARLES SAWYER, Secretary ROY V. PEEL, Director



BLOCK STATISTICS


GREENSBORO
NORTH CAROLINA

Prepared under the supervision of
Howard G. Brunsman, Chief
Population and Housing Division

1950 HOUSING CENSUS REPORT
VOLUME V, PART 73

UNITED STATES GOVERNMENT PRINTING OFFICE 1951

BLOCKS • CENSUS TRACTS





BUREAU OF THE CENSUS

ROY V. PEEL, *Director*

A. ROSS ECKLER, *Deputy Director*
HOWARD C. GRIEVES, *Assistant Director*
CONRAD TAEUBER, *Assistant Director*
MORRIS H. HANSEN, *Assistant Director for Statistical Standards*
ROBERT Y. PHILLIPS, *Assistant Director for Operations*
CALVERT L. DEDRICK, *Coordinator, International Statistics*
FRANK R. WILSON, *Information Assistant to the Director*

Population and Housing Division—

HOWARD G. BRUNSMAN, *Chief*
WAYNE F. DAUGHERTY, *Assistant Chief for Housing*
ROBERT B. VOIGHT, *Assistant Chief for Operations*
HENRY S. SHRYOCK, Jr., *Assistant Chief for Population*
EDWIN D. GOLDFIELD, *Program Coordinator*

Quality and Equipment Statistics—Robert C. Hamer, *Chief*
Inventory Statistics—Carl A. S. Coan, *Chief*
Developmental Programs—J. Hugh Rose, *Chief*
Residential Financing—Junia H. Honnold, *Chief*
Territories and Possessions—Joel Williams, *Chief*
Statistical Sampling—Joseph Steinberg, *Chief*
Statistical Procedure—Morton A. Meyer, *Chief*
Processing Operations—Milton D. Lieberman, *Chief*

Administrative Service Division—WALTER L. KEHRES, *Chief*
Agriculture Division—RAY HURLEY, *Chief*
Budget Officer—CHARLES H. ALEXANDER
Business Division—HARVEY KAILIN, *Acting Chief*
Field Division—LOWELL T. GALT, *Chief*
Foreign Trade Division—J. EDWARD ELY, *Chief*
Geography Division—CLARENCE E. BATSCHLET, *Chief*
Governments Division—ALLEN D. MANVEL, *Chief*
Industry Division—MAXWELL R. CONKLIN, *Chief*
Machine Tabulation Division—C. F. VAN AKEN, *Chief*
Personnel Division—HELEN D. ALMON, *Chief*

SUGGESTED IDENTIFICATION

U. S. Bureau of the Census. *U. S. Census of Housing: 1950. Vol. V, Block Statistics, Part 73.*
U. S. Government Printing Office, Washington, D. C., 1951.

For sale by the Superintendent of Documents, U. S. Government Printing Office, Washington 25, D. C.,
or any of the Field Offices of the Department of Commerce - Price 20 cents

PREFACE

This report presents statistics on characteristics of dwelling units by blocks for the city. The tabulations are based on data from the 1950 Census of Housing, taken as of April 1, 1950. Authorization for the 1950 Census of Housing as part of the Seventeenth Decennial Census was provided by the Housing Act of 1949, approved July 15, 1949.

The major portion of the information compiled from the 1950 Census of Housing appears in Volume I, *General Characteristics*; Volume II, *Nonfarm Housing Characteristics*; Volume III, *Farm Housing Characteristics*; Volume IV, *Residential Financing*; and Volume V, *Block Statistics*. Volume V consists of separate reports, issued as bulletins for each of the 209 cities which in 1940 or in a subsequent census had a population of 50,000 or more. These reports will not be bound into a single publication.

The subjects covered in both the 1950 and 1940 reports on characteristics of dwelling units by blocks are substantially similar.

This report was prepared under the direction of Howard G. Brunsman, Chief, Population and Housing Division, and Wayne F. Daugherty, Assistant Chief for Housing. Robert C. Hamer, Chief, Quality and Equipment Statistics Section, was in charge of coordinating the content and the format of the report with assistance from Carl A. S. Coan, Chief, Inventory Statistics Section; Floyd D. McNaughton, Chief, Equipment and Facilities Unit; Beulah Washabaugh, Chief, Tenure and Vacancy Unit; and Walter A. Hines. The compilation of the statistics was under the supervision of Robert B. Voight, Assistant Chief for Operations.

The collection of the information on which these statistics are based was under the supervision of Lowell T. Galt, Chief, Field Division. The geographic work, including the assignment of all block numbers and the preparation of maps, was under the supervision of Clarence E. Batschelet, Chief, Geography Division. The data were tabulated under the supervision of C. F. Van Aken, Chief, Machine Tabulation Division.

December 1951

GREENSBORO, N. C.

CONTENTS

INTRODUCTION

	Page		Page
General.....	1	Definitions and explanations—Continued	
Related reports.....	1	Condition and plumbing facilities.....	2
Census tracts.....	1	Persons per room.....	2
Use of data.....	1	Color of occupants.....	2
Comparability with 1940 Housing Census data.....	1	Contract monthly rent.....	2
Definitions and explanations.....	1	Value of one-dwelling-unit structures.....	2
Dwelling unit.....	1	Number reporting.....	2
Occupancy and tenure.....	2	Block identification.....	2

TABLES

	Page
Table 1.—Characteristics of housing for the city: 1950.....	3
Table 2.—Characteristics of housing by census tracts: 1950.....	3
Table 3.—Characteristics of housing for census tracts, by blocks: 1950.....	4

Map of city, by blocks, appears following last page of tables.

BLOCK STATISTICS

INTRODUCTION

GENERAL

Volume V of the Reports on Housing consists of a separate report for each of the 209 cities which in 1940, or in a subsequent census prior to 1950, had a population of 50,000 or more. Each report presents for the city, by blocks, tabulations for a limited number of subjects obtained in the Census of Housing. The subjects in these reports are similar to those in the block statistics supplements to Volume I of the reports of the 1940 Census of Housing. The subjects in this report present the number of dwelling units classified by occupancy and tenure, condition and plumbing facilities, persons per room, color of occupants, average contract monthly rent of renter-occupied and selected vacant units, and the average value of one-dwelling-unit owner-occupied and selected vacant structures. In table 1, the statistics for these subjects are summarized for the city. Table 2 contains the statistics for census tracts. In table 3, the data are presented by blocks within census tracts. Maps identifying the location of each block and the census tract boundaries are a part of this report.

Related reports.—Related statistics for this city are contained in the Reports on Housing, Volume I, *General Characteristics*; and in the Reports on Population, Volume I, *Number of Inhabitants*, and Volume II, *Characteristics of the Population*.

The Reports on Housing for each State in Volume I present data on the characteristics of dwelling units for the State by residence (urban, rural nonfarm, and rural farm), for standard metropolitan areas, urbanized areas, counties, for urban places, places of 1,000 to 2,500 inhabitants, and rural-nonfarm and rural-farm dwelling units for each county. Each report includes the following subjects: occupancy, tenure, race of occupants, type of structure, year built, condition and plumbing facilities, water supply, toilet and bathing facilities, number of rooms, number of persons, persons per room, electric lighting, heating equipment, heating and cooking fuels, refrigeration equipment, kitchen sink, radio, television, and, for nonfarm units, the contract monthly rent, gross monthly rent, and value of one-dwelling-unit structures.

Volume I of the Reports on Population shows the 1950 population of each county and of each minor civil division within the county. It also contains figures for each incorporated place, for each unincorporated place with 1,000 or more inhabitants, and for incorporated places of 5,000 or more by wards. A special series of tables presents data for each urbanized area giving the incorporated places and portions of minor civil divisions within it.

Volume II of the 1950 Population Reports contains statistics on the general characteristics of the population. Chapter A of this volume repeats the figures on number of inhabitants as shown in Volume I; Chapter B presents demographic, economic, and social characteristics of the population; and Chapter C gives more detailed cross-classifications for States and large cities and standard metropolitan areas.

Census tracts.—Census tracts are small areas into which certain large cities have been subdivided for statistical and local administrative purposes. In most cases the tracts are permanently established, so that comparison may be made from census to census. The boundaries of tracts are established so as to include approximately equal numbers of inhabitants or equal areas; and each tract is designed to represent an area that is fairly

homogeneous in population characteristics. Although the tracted areas of some cities extend into the suburbs, the data shown in this report are restricted to the tracts within the corporate limits of the city.

Use of data.—The tabulation of housing characteristics for areas as small as city blocks provides descriptive material of considerable value for technical studies of housing in the city. The statistics will be useful in compiling totals for special types of areas that may be defined to meet the requirements of individual investigators. Users of the data should bear in mind that in practically all cases the data for a given block represent the work of only one enumerator. Consequently, housing characteristics for blocks are subject to a wider margin of error than is to be expected in the figures for tracts or wards which represent returns made by a number of enumerators. Misinterpretation of instructions by one enumerator may cause a significant bias in the statistics for a block even though it may have a negligible effect upon the figures for larger areas. For example, the enumeration of "condition" depended to a considerable extent upon the judgment of the individual enumerator. Also, failure to indicate the correct block number for a significant number of dwelling units may introduce errors into the block data.

Comparability with 1940 Housing Census data.—In the 1940 Census of Housing, reports entitled "Block Statistics" were issued as supplements to the first series of Housing bulletins. These supplements consisted of separate reports for each of the 191 cities which had 50,000 inhabitants or more in 1930.

In the 1950 reports, the block numbers used are different, in most cases, from those used in the 1940 reports. Therefore, to compare 1940 and 1950 data for a given block, it is necessary to locate the block on the maps to obtain the corresponding 1940 and 1950 block numbers.

The subjects in both the 1940 and 1950 reports are substantially similar. However, data on number of structures, year built, and mortgage status have been omitted from the 1950 report. Furthermore, in the 1940 reports average contract or estimated monthly rent was reported for all dwelling units while in 1950 average contract monthly rent is reported for some, and average value for other, dwelling units.

DEFINITIONS AND EXPLANATIONS

More detailed and complete definitions are presented in Volume I of the Housing Reports.

Dwelling unit.—In general, a dwelling unit is a group of rooms or a single room, occupied or intended for occupancy as separate living quarters, by a family or other group of persons living together or by a person living alone.

A group of rooms, occupied or intended for occupancy as separate living quarters, is a dwelling unit if it has separate cooking equipment or a separate entrance. A single room, occupied or intended for occupancy as separate living quarters, is a dwelling unit if it has separate cooking equipment or if it constitutes the only living quarters in the structure. Also, each apartment in a regular apartment house is a dwelling unit even though it may not have separate cooking equipment. Excluded from the dwelling unit count are large rooming houses, institutions, dormitories, and transient hotels and tourists courts.

In the 1940 Census, a dwelling unit was defined as the living quarters occupied or intended for occupancy by one household.

A household consisted of a family or other group of persons living together with common housekeeping arrangements, or a person living entirely alone. However, the enumerator was not explicitly instructed to define rooms as dwelling units on the basis of cooking equipment or separate entrance.

The number of dwelling units in the 1950 Census may be regarded as comparable with the number of dwelling units in the 1940 Census. Some living quarters may have been classified as separate dwelling units in the one census and not in the other. Further, in the 1950 Census, living quarters with five or more lodgers were not tabulated as dwelling units; generally, such quarters were included in the 1940 dwelling unit count. However, the net effect of these changes is probably small.

Occupancy and tenure.—Dwelling units are classified by occupancy and tenure into four groups: owner-occupied; renter-occupied; vacant nonseasonal not dilapidated, for rent or sale; and other vacant and nonresident. A dwelling unit is classified as owner-occupied if it was owned wholly or in part by the head of the household or by some related member of his family living in the dwelling unit. All other occupied units are classified as renter-occupied whether or not cash rent was actually paid for living quarters. Rent-free units and living accommodations received in payment for services performed are thus included with the renter-occupied units.

A dwelling unit is considered vacant if no persons are living in it at the time of enumeration. New units not yet occupied were enumerated as vacant dwelling units if construction had proceeded to the extent that all the exterior windows and doors were installed and final usable floors were in place. The classification "Vacant nonseasonal not dilapidated, for rent or sale" is descriptive of the vacant dwelling units reported in this classification. "Other vacant and nonresident" units include all dilapidated and seasonal vacant units as well as the not dilapidated units which were not for rent or sale.

Because of changes in enumeration procedures, the counts of total vacant units in 1940 and 1950 are not strictly comparable. In 1940, vacant units were enumerated if they were habitable; units uninhabitable and beyond repair were excluded from the enumeration. In 1950, units were included regardless of condition if they were intended for occupancy as living quarters. Therefore, no comparison should be made between the data on "vacant nonseasonal not dilapidated, for rent or sale" units from the 1950 Census and data in the 1940 Census reports.

In both censuses, dwelling units occupied entirely by non-residents were included with vacant units not for rent or sale. Trailers, tents, houseboats, and railroad cars which were vacant were excluded from the dwelling unit inventory in both 1950 and 1940.

Condition and plumbing facilities.—Data on condition of a dwelling unit are shown in combination with data for selected plumbing facilities and are, therefore, limited to units for which both condition and plumbing facilities are reported. Plumbing facilities include water supply, toilet facilities, and bathing facilities.

The category "with private bath" includes those dwelling units reported with both a flush toilet and a bathtub or shower inside the structure for the exclusive use of the occupants of the unit. The category "no private bath" includes those dwelling units not having private flush toilet or not having private bathing facilities. The "no running water" category includes units with only piped running water outside the structure or with only other sources such as a hand pump.

A dwelling unit is "dilapidated" when it is run-down or neglected, or is of inadequate original construction, so that it does not provide adequate shelter or protection against the elements or it endangers the safety of the occupants.

Persons per room.—The number of persons per room has been computed for each occupied dwelling unit by dividing the number

of persons in the dwelling unit by the number of rooms in the dwelling unit. All persons enumerated in the Population Census as members of the household (including lodgers, servants, and other nonrelated persons) are counted in determining the number of persons that occupy the dwelling unit. The number of rooms in the dwelling unit includes all rooms available for living quarters throughout the year. Not counted as rooms are bath-rooms, closets, pantries, halls, screened porches, and unfinished rooms in the basement and attic.

Color of occupants.—Occupied dwelling units are classified by color of head of household according to the definition used in the 1950 Census of Population. The group designated as "non-white" consists of Negroes, Indians, Japanese, Chinese, and other nonwhite races. Persons who are not definitely Indian or of other nonwhite race are classified as white.

Contract monthly rent.—Contract monthly rent is the rent, at the time of enumeration, contracted for by the renter regardless of whether it includes furniture, heating fuel, electricity, cooking fuel, water, or personal services.

Monthly rent for vacant dwelling units is the amount asked for the dwelling unit at the time of enumeration. The average monthly rent relates to renter-occupied dwelling units and vacant nonseasonal not dilapidated units for rent. Dwelling units which are occupied "rent-free" are not included with the units reporting rent.

Value of one-dwelling-unit structures.—Average value is shown for owner-occupied dwelling units and vacant nonseasonal not dilapidated units which are for sale only. Value is shown only if the unit is in a one-dwelling-unit structure without business and if it is the only dwelling unit included in the property. The value represents the amount for which the owner estimates that the property, including such land as belongs with it, would sell under ordinary conditions and not at a forced sale. For vacant units, value is the sale price asked by the owner.

Number reporting.—Occupancy and tenure are reported for all dwelling units, and color of occupants is reported for all occupied units. The corresponding distributions for these subjects in table 1 are based on all dwelling units and on occupied units, respectively. For all other subjects, the distributions are based on the units for which the specific characteristics are reported, that is, the "Number reporting."

The number of dwelling units for which the enumerator obtained no report on a particular item is shown for the city totals only; however, the number "not reported" can easily be derived for each area in tables 2 and 3 by subtracting the number reporting from the total number of dwelling units (or total occupied).

Block identification.—A map or series of maps is included in this report showing block numbers for each block, number and letter designations for tracts, and the names of principal streets.

Blocks are identified by serial numbers, a separate series of numbers being used for each tract. Thus, the location of each block for which data are presented in table 3 may be determined by referring to the tract and block number shown on the map. Similarly, data for a specific block may be located in the table by reference to the map for identification numbers of the tract and block.

If no dwelling units are reported for a block, the block number is not listed in table 3, although it is shown on the map. Dwelling units for which the block number was not reported are indicated in the table by the symbol "NR." Detailed data are not shown for such dwelling units, nor for blocks containing fewer than three dwelling units. Average monthly rent is not shown when the monthly rent was reported for fewer than three dwelling units. Average value is not shown when the value of one-dwelling-unit properties was reported for fewer than three dwelling units. All dwelling units are included, however, in the statistics for the city and for each tract.

Table 1.—CHARACTERISTICS OF HOUSING FOR THE CITY: 1950

Subject	Number	Percent	Subject	Number	Percent
OCCUPANCY AND TENURE			PERSONS PER ROOM		
All dwelling units.....	19,539	100.0	Occupied dwelling units.....	18,997	...
Owner occupied.....	8,259	42.3	Number reporting.....	18,799	100.0
Renter occupied.....	10,738	55.0	1.50 or less.....	17,635	93.8
Vacant nonseasonal not dilapidated, for rent or sale.....	332	1.7	1.51 or more.....	1,164	6.2
Other vacant and nonresident.....	210	1.1	Not reported.....	198	...
CONDITION AND PLUMBING FACILITIES			CONTRACT MONTHLY RENT		
All dwelling units.....	19,539	...	Renter-occupied, and vacant nonseasonal not dilapidated units, for rent—Number reporting.....	10,551	...
Number reporting.....	19,280	100.0	Total contract monthly rent..... dollars..	352,723	...
With private bath, not dilapidated.....	13,694	71.0	Average monthly rent..... dollars.....	33.43	...
No private bath, with running water, not dilapidated.....	3,741	19.4	VALUE OF ONE-DWELLING-UNIT STRUCTURES		
No running water or dilapidated.....	1,845	9.6	Owner-occupied, ¹ and vacant nonseasonal not dilapidated units, for sale only—Number reporting.....	7,085	...
Condition or plumbing facilities not reported.....	259	...	Total value or sale price..... dollars..	66,209,800	...
No private bath or dilapidated.....	5,586	29.0	Average value..... dollars.....	9,345	...
COLOR OF OCCUPANTS					
Occupied dwelling units.....	18,997	100.0			
White.....	14,651	77.1			
Nonwhite.....	4,346	22.9			

¹ Restricted to 1-dwelling-unit properties.

Table 2.—CHARACTERISTICS OF HOUSING BY CENSUS TRACTS: 1950

Census tract	All dwelling units by occupancy and tenure					All dwelling units by condition and plumbing facilities			Occupied dwelling units			Contract monthly rent ¹		Value ² of one-dwelling-unit structures		
	Total	Owner occupied	Renter occupied	Vacant non-seasonal not dilap., for rent or sale	Other vacant and non-resident	Number reporting	No private bath or dilap.	No running water or dilap.	Total	Persons per room		Occupied by non-white	Number reporting	Average monthly rent (dollars)	Number reporting	Average value (dollars)
										Number reporting	1.51 or more					
TOTAL	19539	8259	10738	332	210	19280	5586	1845	18997	18799	1164	4346	10551	33.43	7085	9345
1	717	207	455	35	20	713	229	118	662	660	37	69	448	34.30	226	61.83
2	1197	121	1053	14	9	1191	683	24	1174	1168	84	1	1050	17.12	103	54.72
3	536	6	527		3	529	255	12	533	529	54		511	17.64	5	252.00
4	1457	1039	364	25	29	1445	58	23	1403	1391	21	46	345	60.84	987	14.886
5	709	456	235	10	8	708	3	1	691	686	1	1	229	63.20	411	15.994
6	1994	1286	657	30	21	1963	157	57	1943	1918	23	56	642	54.34	1158	11.430
7	1877	826	1002	38	11	1844	174	45	1828	1793	16	25	987	47.44	599	10.844
8	1564	508	1002	40	14	1553	299	108	1510	1495	59	12	985	45.11	363	12.023
9	1163	402	736	17	8	1155	246	36	1138	1123	65	21	722	44.83	267	10.166
10	1656	394	1235	10	17	1617	808	396	1629	1606	168	1335	1218	25.67	351	5.978
11	624	261	326	29	8	618	275	146	587	580	97	553	338	23.81	253	4.690
12	1349	474	853	9	13	1321	591	217	1327	1317	158	1104	842	23.27	414	5.114
13	1315	584	694	17	20	1264	375	61	1278	1268	65	48	671	31.99	434	6.359
14	1306	417	868	14	7	1294	864	446	1285	1278	181	863	859	19.47	380	4.607
15	1336	747	546	32	11	1327	383	53	1293	1279	86	147	528	27.07	644	5.512
16	739	531	185	12	11	738	186	102	716	709	49	65	176	28.11	490	5.268

¹For renter-occupied dwelling units and vacant nonseasonal not dilapidated units, for rent.
²For owner-occupied dwelling units and vacant nonseasonal not dilapidated units, for sale only.

HOUSING—BLOCK STATISTICS

Table 3.—CHARACTERISTICS OF HOUSING FOR CENSUS TRACTS, BY BLOCKS: 1950

[Detailed statistics not shown for blocks containing fewer than 3 dwelling units, nor for dwelling units not allocated by blocks (designated by NR)]

Census tract	Block	All dwelling units by occupancy and tenure					All dwelling units by condition and plumbing facilities			Occupied dwelling units			Contract monthly rent ¹		Value ² of one-dwelling-unit structures	
		Total	Owner occupied	Renter occupied	Vacant non-seasonal not dilap., for rent or sale	Other vacant and non-resident	Number reporting	No private bath or dilap.	No running water or dilap.	Total	Persons per room		Number reporting	Average monthly rent (dollars)	Number reporting	Average value (dollars)
											Number reporting	1.51 or more				
1	1			4		2		3	4	4		1	2			
	1			1					1	5	3	1	5	5.00		
	1			1					1	5	3	1	5	5.26		
	1			1					1	5	3	1	5	13.60		
	1			1					1	5	3	1	5	4.88		
	1			1					1	5	3	1	5	4.70		
	1			1					1	5	3	1	5	5.00		
	1			1					1	5	3	1	5	5.00		
	1			1					1	5	3	1	5	16.25	3	53.33
	1			1					1	5	3	1	5	18.66	5	40.00
	1			1					1	5	3	1	5	20.50	12	45.50
	1			1					1	5	3	1	5	20.50	21	51.23
	1			1					1	5	3	1	5	21.50	4	33.25
	1			1					1	5	3	1	5	21.50	7	36.85
	1			1					1	5	3	1	5	27.50	6	50.83
	1			1					1	5	3	1	5	33.28	5	55.77
	1			1					1	5	3	1	5	40.70	8	75.87
	1			1					1	5	3	1	5	60.00	3	66.66
	1			1					1	5	3	1	5	60.00	3	66.66
	1			1					1	5	3	1	5	17.47	4	68.00
1			1					1	5	3	1	5	54.37	2	66.82	
1			1					1	5	3	1	5	46.56	16	72.93	
1			1					1	5	3	1	5	30.00			
1			1					1	5	3	1	5	30.00			
1			1					1	5	3	1	5	59.55			
1			1					1	5	3	1	5	25.50	13	69.69	
1			1					1	5	3	1	5		1		
2	1			4		1		4	4	4		4	4.00			
	1			1				1	5	3	1	5	14.20			
	1			1				1	5	3	1	5	10.50			
	1			1				1	5	3	1	5	11.76			
	1			1				1	5	3	1	5	5.00			
	1			1				1	5	3	1	5	21.45	12	32.66	
	1			1				1	5	3	1	5	7.30			
	1			1				1	5	3	1	5	10.88			
	1			1				1	5	3	1	5	18.38			
	1			1				1	5	3	1	5	12.66			
	1			1				1	5	3	1	5	6.13			
	1			1				1	5	3	1	5	10.75			
	1			1				1	5	3	1	5	8.86			
	1			1				1	5	3	1	5	7.52			
	1			1				1	5	3	1	5	15.11			
	1			1				1	5	3	1	5	16.87			
	1			1				1	5	3	1	5	13.70			
	1			1				1	5	3	1	5	20.00			
	1			1				1	5	3	1	5	18.90			
	1			1				1	5	3	1	5	7.90			
	1			1				1	5	3	1	5	11.75			
	1			1				1	5	3	1	5	15.50			
	1			1				1	5	3	1	5	19.10			
	1			1				1	5	3	1	5	14.38			
	1			1				1	5	3	1	5	11.79			
	1			1				1	5	3	1	5	10.10			
	1			1				1	5	3	1	5	5.76			
	1			1				1	5	3	1	5	5.78			
	1			1				1	5	3	1	5				
	1			1				1	5	3	1	5	24.82			
1			1				1	5	3	1	5	18.17				
1			1				1	5	3	1	5	20.16				
1			1				1	5	3	1	5	16.54				
1			1				1	5	3	1	5	20.20				
1			1				1	5	3	1	5	4.80				
1			1				1	5	3	1	5	11.10				
1			1				1	5	3	1	5	28.00				
1			1				1	5	3	1	5	25.46				
1			1				1	5	3	1	5	21.06				
1			1				1	5	3	1	5	6.44				
1			1				1	5	3	1	5	11.25				
1			1				1	5	3	1	5	15.17				
1			1				1	5	3	1	5	13.88				
1			1				1	5	3	1	5	5.31				
1			1				1	5	3	1	5	4.46				
1			1				1	5	3	1	5	4.50				
1			1				1	5	3	1	5	9.64				
1			1				1	5	3	1	5	4.60				
1			1				1	5	3	1	5	4.97				

¹For renter - occupied dwelling units and vacant nonseasonal not dilapidated units, for rent.
²For owner - occupied dwelling units and vacant nonseasonal not dilapidated units, for sale only.

Table 3.—CHARACTERISTICS OF HOUSING FOR CENSUS TRACTS, BY BLOCKS: 1950—Con.

Census tract	Block	All dwelling units by occupancy and tenure					All dwelling units by condition and plumbing facilities			Occupied dwelling units			Contract monthly rent ¹		Value ² of one-dwelling-unit structures		
		Total	Owner occupied	Renter occupied	Vacant non-seasonal not dilap., for rent or sale	Other vacant and non-resident	Number reporting	No private bath or dilap.	No running water or dilap.	Total	Persons per room		Number reporting	Average monthly rent (dollars)	Number reporting	Average value (dollars)	
											Number reporting	1.51 or more					Occupied by non-white
2	56	21		21					21	21	1		21	6.09			
	57	13		13					13	11	1		11	3.36			
	58	14		14		2			14	11	1		14	3.28			
	59	15		15					15	14			15	2.50			
	61	17	1	16					17	16			16	4.42			
	62	16		16					16	16	1		16	4.75			
	63	24	15	9				1	23	23	2		21	19.71	12	5.358	
	64	32	11	21					32	32			21	16.80	9	4.611	
	65	3	2	1					3	3	1		2		2		
	66	9	7	2					9	9			2		6	4.750	
	67	10	6	4					10	10	4		4	34.75	6	6.916	
	68	9	7	2					9	9			3	32.00	7	11.785	
	69	8	5	3					8	8			3	70.21	5	8.500	
	70	68	43	25				2	68	68	3	1	23	4.31	39	4.984	
	71	16		16					16	16	3		16				
	72	9	6	3					9	8			2		5	4.800	
	73	83		83					83	83			82	62.48			
	3	3	81		81					81	81	3		81	32.23		
		4	2							2							
		5	14		14					14	14	4		14	12.57		
8		15		15					15	15	3		15	31.20			
9		72		72					72	70	7		68	14.66			
10		12		9		3			9	8			8	13.62			
11		33		33					33	33	1		32	13.12			
12		24		24					24	23	2		22	8.13			
13		16		16					16	16	5		16	17.25			
14		68		68				3	68	68	13		67	12.49			
15		13		13					13	13	3		12	8.66			
16		1															
17		9		9				5	9	9	2		9	12.77			
18		10		10				2	10	10	2		10	8.90			
19		14		14				1	14	14			14	19.78			
20		15		15					15	15	2		15	21.13			
21		18		18					18	18	1		18	5.55			
22		15		15					15	15	1		14	11.78			
23		17		17					17	17	1		17	21.05			
24		13		13					13	13	1		13	21.38			
25		16		16					16	16			16	21.06			
26		3		3					3	3			3	23.33			
28		11	5	6					11	11	1		5	28.40	4	6.750	
29		9	1	8					9	9			8	16.00	1		
30	16		16					16	16	1		16	7.75				
31	17		17					17	17	1		16	20.50				
32	2							2	2			2					
4	1	15		14	1				15	15			1		14	11.292	
	2	16		16					16	16			2		14	11.085	
	3	30		28	2				30	29			2		27	21.407	
	4	11		11				1	11	11			10		10	28.350	
	5	16		16					16	16			16		16	28.187	
	6	2															
	7	44		42	1	1			44	42			39		39	10.084	
	8	23		23					23	23			23		23	10.121	
	9	12		12					12	12			11		11	10.181	
	10	14		14					14	14			14		14	11.071	
	11	13		13					13	13			12		12	11.083	
	12	17		16		1			17	16			16		16	10.843	
	13	10		10					10	10			10		10	10.850	
	14	14		14					14	13			13		13	10.076	
	15	46		39		1	2		46	43		1	36		36	9.577	
	16	14		11	4				14	14			3	41.56	8	10.500	
	17	106		47	47	11	2		106	94		8	47	39.33	52	9.096	
	18	44		34	44	1			44	41		1	32	21.53	32	10.346	
	19	18		15	2				18	17			13	90.37	13	17.846	
	20	11		11					11	11			11		11	21.045	
21	11		8	1	1			11	9			1		8	23.250		
23	8		6	2				8	8			2		6	22.166		
24	9		9					9	9			9		9	19.722		
25	7		7					7	7			7		7	23.928		
26	25		22	3				25	21			1		20	14.710		
28	2		2					2	2								
29	13		10	3				13	10					10	22.000		
32	5		5					5	5					5	49.000		
33	8		7	1				8	7					7	21.714		
36	27		26	1				27	26			1		26	14.542		
37	19		16	3				19	19			3	60.33	16	10.718		
38	11		1	1		1		11	8			1		7	10.500		
39	8		7	1				8	8					7	10.285		
40	7		6	1		1		7	6					6	10.416		
41	5		5					5	5					5	10.800		
43	31		15	16				31	31			16	70.00	3	13.000		
44	1							1	1					1			
45	3							3	3					3			
46	7							7	7					6	26.333		

¹For renter - occupied dwelling units and vacant nonseasonal not dilapidated units, for rent.
²For owner - occupied dwelling units and vacant nonseasonal not dilapidated units, for sale only.

HOUSING—BLOCK STATISTICS

Table 3.—CHARACTERISTICS OF HOUSING FOR CENSUS TRACTS, BY BLOCKS: 1950—Con.

Census tract	Block	All dwelling units by occupancy and tenure					All dwelling units by condition and plumbing facilities			Occupied dwelling units			Contract monthly rent ¹		Value ² of one-dwelling-unit structures		
		Total	Owner occupied	Renter occupied	Vacant non-seasonal not dilap., for rent or sale	Other vacant and non-resident	Number reporting	No private bath or dilap.	No running water or dilap.	Total	Persons per room	Occupied by non-white	Number reporting	Average monthly rent (dollars)	Number reporting	Average value (dollars)	
4	48	13	10	1	1	1	13			11	11		1		11	31,045	
	49	22	4	1			5			5	5				3	40,666	
	50	5	8				8			8		1			7	28,214	
	51	8	8	1			7			9			1		8	44,000	
	52	10	6			1	10			6					3	31,083	
	53	8	3				3			3					6	33,500	
	54	12	9	1			12	1	1	10	10		1		3	33,777	
	55	4	4	1			4			4					3	26,666	
	56	12	11	1			12			12	12				10	29,820	
	57																
	58	11	11				11			11	11				11	21,454	
	59	8	8				8			8	8				8	20,000	
	60	18	16	2			18			18	18		1		15	28,566	
	61	22	18	2		2	22			20	20		2		18	28,750	
	62	6	6				6			6	6				6	44,416	
	63	4	10	1			11			11	11	1			10	36,000	
	64	5	4	1			5			5	5				4	18,000	
	65	7	5	1			5			5	5				4	18,000	
	66	8	13	3			16			16	16				13	31,000	
	67	9	6	4			7			7	7				6	13,038	
	68	7	7				7			7	7				6	10,882	
	69																
	70	4	1	3			4	2	2	4	4				1		
	71	4	2	2			4			4	4				2	6,975	
	72	3	1	2			3			3	3		6	5,666	2	8,800	
	73	2	1	1			2			2	2		4	6,250	15	8,800	
	74	3	2	1	2	2	3			3	3		1		30	8,800	
	75	11	11	2			13			13	13		1		11	10,454	
	76	18	16	1		1	18			17	17		1		16	11,562	
	77	17	14	3			17			17	17		3	7,000	12	14,791	
	78	4	3				4			3	3		1		3	15,333	
	79	9	9				9			9	9				8	11,687	
	80	10	10				10			10	10				9	14,444	
	81																
	82	13	11	2	2		13			13	12		1		8	21,750	
	83	13	13		2	1	13			13	13		13	8,287	2		
	84	4	12		2		14		2	12	12				12	8,666	
	85	4	16		1		14	3	2	15	15	1	20	7,390	12	6,970	
	86	3	3				3			3	3		15	31,600	31	8,666	
	87	17	5	8			17			17	17		8	5,612	28	7,435	
	88	5	4	1			5			5	5		5	7,600	12	8,888	
	89	10	6	4			10	1		10	10		1		4	5,125	
	90	4	4	2			4			4	4		6	2,483	3	6,500	
	91	9	6	2			9	6	3	8	8		2		2		
	92																
	93	17	2	15			17	11	2	17	17		3	1,660	15	2,660	
	94	2	3	1			2	9	1	2	2		4	2,194	19	2,194	
95																	
5	2	127	7	114	3	3	127			121	121		115	679.4	4	13,250	
	3	74	19	53	2		74			72	72		54	469.8	17	11,588	
	5	18	17	1			18			17	17				17	10,017	
	6	45	28	16	1		45	1		44	44		14	721.4	21	10,795	
	7	15	13	1		1	15			14	14				11	10,187	
	8	19	14	4			19			18	18		1	700.0	15	11,872	
	9	6	5	1			6			6	6				4	12,125	
	10	8	8				8			8	8				8	12,750	
	11	9	18	4	1	1	9	1		9	9				8	12,750	
	12	24	18	4	1	1	23	1		22	22	1		4	16	14,468	
	13																
	14	14	12	2			14			14	14				11	13,772	
	15	11	10	1			11			11	11		2	833.3	6	13,166	
	16	9	6	3			9			9	9		3	733.3	5	13,100	
	17	16	11	5			16			16	16		3	666.6	9	14,888	
	18	10	10				10			10	10		1		15	12,733	
	19	12	10	2			12			12	12		1		8	11,125	
	20	18	18				18			18	18		2		35	12,540	
	21	8	8				8			8	8				18	17,805	
	22	5	2	3			5			5	5		1		8	17,875	
	23														20	16,375	
	24																
	25	1	1				1			1	1				13	16,500	
	26	15	14	1			15			15	15		1		14	13,678	
	27	16	15				16			16	16				11	14,545	
	28	11	11			1	11			11	11		4	6,450	10	19,600	
	29	17	12	5			17			17	17		5	5,500	17	16,794	
	30	22	19	3			22			22	22		3	6,600	17	16,794	
	31	11	11				11			11	11				11	16,727	
	32	6	6				6			6	6				6	19,616	
	33	8	8				8			8	8				8	23,500	
	34	12	12				12			12	11				11	34,454	
	35																
36	14	14				14			14	13				14	16,571		
37	8	7	1			8			8	8		1		5	14,100		
38	10	7	1			10			10	10		1		6	16,250		
39	3	3			2	3			3	3				5	26,500		
40	5	5				5			5	5				3	40,000		
41	7	6				7			7	7				5	31,000		
42	8	8				8			8	8				6	24,500		
43	16	14	2			16			16	16		1		12	24,083		
44	8	6	2			8			8	8		1		6	18,716		
6	1	18	15	3			18	1	1	18	18		2		12	19,416	

¹For renter - occupied dwelling units and vacant nonseasonal not dilapidated units, for rent.
²For owner - occupied dwelling units and vacant nonseasonal not dilapidated units, for sale only.

Table 3.—CHARACTERISTICS OF HOUSING FOR CENSUS TRACTS, BY BLOCKS: 1950—Con.

Census tract	Block	All dwelling units by occupancy and tenure					All dwelling units by condition and plumbing facilities			Occupied dwelling units			Contract monthly rent ¹		Value of one-dwelling-unit struc- res		
		Total	Owner occupied	Renter occupied	Vacant non-seasonal not dilap., for rent or sale	Other vacant and non-resident	Number reporting	No private bath or dilap.	No running water or dilap.	Total	Persons per room		Occupied by non-white	Number reporting	Average monthly rent (dollars)	Number reporting	Average value (dollars)
											Number reporting	1.51 or more					
6	2	19	14	5					19	19			5	57.00	9	18,566	
	3	11	8	3					11	11			3	78.33	6	20,166	
	4	16	11	5					17	16			1		15	18,466	
	5	11	7	4					11	11					11	22,000	
	6	16	11	5					16	16			1		5	25,000	
	7	17	16	1					17	17					16	24,156	
	8	19	17	2					19	19					16	14,318	
	9	80	71	9					80	79	1	1	9	56.11	65	11,290	
	10	205	20	182	3			3	205	202	1		183	81.68	19	9,615	
	11	11	9	2					11	11			2		7	12,142	
	12	29	22	7					29	29			7	65.71	20	11,570	
	13	39	29	10				3	39	39			7	52.14	28	10,517	
	14	21	18	3					21	21			3	60.00	13	17,807	
	15	16	14	2					15	13			1		15	15,613	
	16	9	9		1				9	9					9	18,588	
	17	7	6	1					7	7			1		5	16,600	
	18	13	5	8					13	13			5	52.00	11	15,363	
	19	1	1						1	1			2		5	11,200	
	20	17	2	15				1	17	17			2		13	14,807	
	21	20	18	2					20	20					18	12,861	
	22	28	26	2					28	27			2		25	13,120	
	23	11	8	3					11	10			2		6	19,666	
	24	25	22	3					25	27			2		19	14,263	
	25	17	17						17	19			1		16	13,500	
	26	17	17					1	17	17					15	12,613	
	27	30	27	3					30	28			3	68.33	21	14,190	
	28	13	13					2	16	16			1		12	13,958	
	29	18	18						18	18			7	60.42	8	11,687	
	30	9	8	1					9	8					8	11,687	
	31	16	10	4	2				16	14			5	75.00	10	12,650	
	32	17	11	4					21	21			3	73.33	16	11,718	
	33	29	25	4	1			1	35	32			5	58.60	25	12,676	
	34	8	5	3				2	10	11			3	49.00	6	12,333	
	35	7	1	6					7	6			1		5	11,800	
	36	4	2	2					4	4			4	73.75	40	8,565	
	37	42	42						42	42			4	66.75	40	9,187	
	38	20	20						20	20					21	10,357	
	39	17	17						20	20			3	64.00	19	9,831	
	40	37	36	1					37	37			1		35	11,757	
	41	58	48	10					54	58			8	60.00	41	11,717	
	42	46	33	12				1	44	45			11	50.45	27	11,537	
	43	22	12	10	2				31	29			7	58.14	20	11,300	
	44	38	5	33					43	43			4	72.50	37	7,172	
	45	10	10						14	13			2		9	5,955	
	46	41	31	10				1	41	41			10	34.10	26	5,142	
	47	29	16	13	2			1	28	26			11	67.18	13	12,461	
	48	10	10						13	13			3	36.66	10	9,830	
	49	20	16	4					20	20			4	59.50	14	7,614	
	50	25	11	13	1				25	23			11	41.45	9	18,888	
	51	6	1	5					6	6			5	16.60	1		
	52	16	7	9	1				16	15			8	21.50	8	4,562	
	53	8	5	3					8	8			4	17.75	3	7,333	
	54	13	9	4					13	13			4	49.75	9	6,722	
	55	14	9	5				1	14	14			5	33.60	8	6,875	
	56	29	26	3					29	28			2		26	11,934	
	57	6	6						6	6					5	12,000	
	58	21	16	5					21	21			5	81.80	16	9,906	
	59	2	2						2	2							
	60	44	39	3				2	44	42			2		39	9,546	
	61	15	14	1					15	15			1		13	14,038	
	62	14	14						14	14					13	11,423	
	63	25	16	9	1				25	24			9	39.00	15	10,333	
	64	23	13	10				2	23	21			9	37.44	9	10,555	
	65	23	15	8					23	21			9	43.00	9	11,088	
	66	16	14	2					16	16			2		12	8,916	
	67	19	13	6					19	19			5	35.83	12	6,341	
	68	17	11	6					17	17			6	28.60	11	5,018	
	69	2	2						2	2							
	70	6	4	2					6	6			2		3	4,933	
	71	8	2	6					8	7			6	36.50	6	6,000	
	72	25	14	11	3				24	22			17	39.11	6	4,966	
	73	14	8	6					12	12			4	25.50	8	5,875	
	74	46	36	10					44	44			35	26.82	7	4,500	
	75	41	33	8					41	41			32	29.31	8	4,187	
	76	2	2						2	2					1		
	77	20	6	14					20	16			11	23.90	5	6,000	
	78	11	7	4					11	11			4	31.25	4	6,500	
	79	29	21	8					29	29			21	44.00	6	6,833	
	80	20	7	13					20	17			20	31.05			
	81	7	7						7	7			7	39.85			
	82	39	8	31					39	38			31	44.70	5	7,100	
	83	14	5	9					13	13			8	24.87	4	7,250	
	84	6	5	1					6	6					4	7,325	
	85	9	8	1					9	9			1		8	8,375	
	86	6	5	1					6	6							
	87	1	1						1	1			1				
	88	6	2	4					6	6			4	27.50	2		

¹For renter - occupied dwelling units and vacant nonseasonal not dilapidated units, for rent.
²For owner - occupied dwelling units and vacant nonseasonal not dilapidated units, for sale only.

HOUSING—BLOCK STATISTICS

Table 3.—CHARACTERISTICS OF HOUSING FOR CENSUS TRACTS, BY BLOCKS: 1950—Con.

Census tract	Block	All dwelling units by occupancy and tenure					All dwelling units by condition and plumbing facilities			Occupied dwelling units			Contract monthly rent ¹		Value ² of one-dwelling-unit structures	
		Total	Owner occupied	Renter occupied	Vacant non-seasonal not dilap., for rent or sale	Other vacant and non-resident	Number reporting	No private bath or dilap.	No running water or dilap.	Total	Persons per room		Number reporting	Average monthly rent (dollars)	Number reporting	Average value (dollars)
											Number reporting	1.51 or more				
6	101 102	12 1	6	6					12	12	1		6	29.00	4	7.750
7	1	16	13	3					16	15			3	61.00	13	10.230
	2	20	20						20	20					19	11.710
	4	12	12						12	12					10	11.650
	7	17	11	5	1				16	15	1		6	54.83	9	14.833
	8	22	17	5			1	1	22	22			5	63.00	16	11.406
	9	18	16	2					18	18			2		15	12.366
	10	22	18	4					22	22			4	49.75	16	10.250
	11	32	20	11	1				32	31			1	53.41	18	9.527
	12	14	5						13	14			9	43.22	5	10.300
	13	14	10	3	1				14	13			4	69.25	10	14.100
	14	11	9	2					11	11			2		7	14.142
	15	13	10	3					13	13			3	54.33	7	16.285
	16	16	13	3					16	16			2		11	18.454
	17	13	11	1	1				13	12			2		9	10.388
	18	17	8	8	1				18	16			8	60.62	7	10.571
	19	19	14	3	1	1			18	17			3	56.66	13	12.153
	20	15	8	7					15	15			7	64.71	7	11.571
	21	14	8	6					14	14			5	64.60	7	10.571
	22	11	10	1					11	10			1		10	11.200
	23	16	13	3					16	16			3	51.66	13	12.038
	24	3	1	2					3	3			1		1	14.000
	25	15	14	1					15	15			1		12	13.833
	26	6	5	1	1				5	5					6	6.666
	27	10	9	1					10	10			4		9	6.666
	28	13	8	5					13	13			5	56.60	7	10.957
	29	11	4	7					11	11			7	80.00	3	12.666
	30	12	7	5					12	12			4	40.00	5	6.600
	31	15	5	10					15	15			9	42.55	2	
	32	23	16	7					23	23			14	39.00	4	8.625
	33	38	29	9	2				38	36			2	50.73	3	7.100
	34	8	6	2					8	8			2		5	9.880
	35	7	4	3					7	7			3	50.66	2	
	36	22	15	6	1				22	21			6	58.16	12	9.791
	37	13	8	3	1	1			13	11			3	66.66	7	10.000
	38	11	9	1	1				11	10			1		10	9.460
	40	9	6	2					9	8			2		7	14.000
	41	11	7	4	1				11	11			4	41.75	5	20.000
	42	8	6	2					8	8			2		5	11.700
	43	15	11	4					15	15			4	45.00	10	11.350
	44	16	9	7					16	16			7	56.57	9	12.166
	45	11	5	6					11	11			6	46.00	3	8.666
	46	35	28	7					35	33			2	60.26	4	18.250
	47	23	17	6					23	23			17	59.11	6	11.416
	48	17	14	3	1				17	16			14	53.78	7	15.928
	49	55	42	13	2				55	54			43	53.88	8	13.187
51	36	24	12	2	2			36	32			20	48.20	3	35.000	
52	13	8	5	1				13	11			8	57.87	3	14.107	
53	56	31	25	1				56	57			31	50.67	14	9.714	
54	32	11	21	2	2			32	30			16	46.81	7		
55	35	2	33	1				35	34			31	56.16			
56	5	3	2					5	5					1		
57	31	15	16	1				31	28			3	48.68	5	9.000	
58	36	12	24					36	36			18	54.05	8	13.250	
59	12	3	9					12	12		1	9	39.40	5	6.500	
60	8	6	2					8	8			8	39.50	1		
61	13	7	6	1				13	12			6	50.47	10	14.050	
62	16	13	3					16	16			12	46.50	1		
63	28	11	17	2				28	26			17	47.76	7	6.428	
64	6	4	2					6	6			4	40.32	9	12.666	
65	5	1	4					5	5			4	35.00	1		
66	18	6	12					18	18			1	44.90	3	7.166	
67	30	13	17	1				30	29			17	33.11	4	9.500	
68	19	8	11					19	19			11	39.09	3	7.833	
69	21	6	15					21	21			15	51.73	5	7.900	
70	28	17	11					28	27			11	46.63	9	11.666	
71	31	14	17					31	30			16	42.68	9	8.166	
72	1							1								
73	1							1								
74	29	7	22					29	28			7	64.09	4	7.500	
75	10	3	7					10	10			3	31.66	7	8.285	
76	33	22	11	1				32	31			11	37.72	16	7.943	
77	52	29	23					52	51			29	46.17	16	7.837	
78	22	14	8					22	22			8	57.75	10	9.200	
79	12	4	8					12	12			4	52.75	3	5.333	
80	14	7	7					14	14		3	12	45.91	6	7.666	
81	11	7	4					11	14			7	36.42	5	7.100	
82	33	5	28					33	32			8	30.00	2		
83	2	1	1					2	2			1	36.70	2		
84	4							4	4			4	18.25			
86	7	4	2	1				7	6			3	31.66	4	10.500	
87	34	19	13	2				34	32			13	44.53	12	6.125	
88	36	9	25	2				36	34			26	41.88	2		

¹For renter - occupied dwelling units and vacant nonseasonal not dilapidated units, for rent.
²For owner - occupied dwelling units and vacant nonseasonal not dilapidated units, for sale only.

Table 3.—CHARACTERISTICS OF HOUSING FOR CENSUS TRACTS, BY BLOCKS: 1950—Con.

Census tract	Block	All dwelling units by occupancy and tenure					All dwelling units by condition and plumbing facilities			Occupied dwelling units			Contract monthly rent ¹		Value ² of one-dwelling-unit structures		
		Total	Owner occupied	Renter occupied	Vacant non-seasonal not dilap., for rent or sale	Other vacant and non-resident	Number reporting	No private bath or dilap.	No running water or dilap.	Total	Persons per room		Occupied by non-white	Number reporting	Average monthly rent (dollars)	Number reporting	Average value (dollars)
											Number reporting	1.51 or more					
7	89	54	18	35	1				53	51	1	4	35	36.62	11	7,481	
	90	20	7	13		54	11	6	20	20			12	47.50	3	7,666	
	91	19	6	13		19	6		19	19			12	47.75	2		
	92	17	6	11		14	6	3	17	17	1		11	25.27	4	5,250	
	93	27	11	16		23	7	4	27	26	3		16	28.18	8	5,462	
	94	2															
	95	14	3	11		8	3	3	14	14	1		11	23.90	2		
	96	3	2	1		3			3	3					2		
8	2	11	5	6		11	2		11	11	1		5	51.40	5	12,800	
	3	12	4	7	1	12	3		11	11			7	35.14	5	8,200	
	4	2															
	6	4	4			4			4	4					4	22,500	
	8	4	3	1		4			4	4			1		1		
	9	40	8	29	3	40			37	36	1		30	53.76	6	23,166	
	10	9	9			9			9	9					9	20,444	
	11	46	30	16		46	1	1	46	46		1	15	50.93	25	11,392	
	12	1															
	13	24	16	7	1	24	1	1	23	23		1	6	40.16	16	14,093	
	14	8	6	2		8	1	1	8	8			1		5	30,000	
	15	9	7	1	1	9			8	8			1		8	24,625	
	16	1				1			1	1			4	81.25	6	37,333	
	17	26	12	14		26			26	25			14	53.07	9	19,333	
	19	10	10	5	1	16			15	15			6	55.66	8	23,875	
	20	15	12	3		15		2	15	15	1		3	43.33	10	12,950	
	21	20	13	7		20		4	20	20			6	54.66	11	10,954	
	22	1															
	24	21	12	9		21		2	21	21			8	31.87	12	6,666	
	25	16	13	3		16			16	16			3	58.33	11	11,181	
	26	8	3	4	1	8			7	7			4	63.75	4	12,250	
	27	28	9	18		28	2	2	27	27			18	59.77	8	10,375	
	28	25	3	22		25	4	2	25	24			20	63.75	2		
	29	36	15	20	1	35	8	2	35	34	1		21	55.42	9	5,833	
	30	1															
	31	41	19	21	1	41	8		40	40			21	39.66	18	5,988	
	32	31	18	12	1	31	4		30	30	1		12	31.75	17	5,194	
	33	26	16	9	1	25			25	25	1		7	31.00	16	7,687	
	34	10	7	3		10			10	10			2		6	9,500	
	35	18	9	9		18	7		18	18			7	34.85	7	6,500	
	36	14	3	9	1	14	2	2	12	12			9	40.66	2		
	37	50	10	39		50	18	17	49	46			37	44.94	7	7,285	
	38	27	10	17	1	27	6	4	27	27	1		14	52.78	6	11,000	
	39	28	6	22		28	8		28	28			22	39.86	3	15,000	
	40	11	2	9		11	1	1	11	11	1		7	58.85			
	41	15	2	9		15			15	15			9	46.86	2		
	42	26	5	21		26	15	15	26	26	1		21	29.95	2		
	44	4	4	4		4	3	3	4	4			4	27.75			
	45	17	6	9	2	16	3		15	15	1	1	10	30.50			
	46	54	19	31	2	54	9	1	50	50	1	1	32	46.15	11	7,936	
	47	49	25	24		49	4	1	49	49			24	49.79	18	8,500	
	48	1															
	49	20		20		20	2	2	20	20			20	49.25			
	51	3		3		3	3	3	3	3			3	33.33			
	52	4	3	1		4			4	4					1		
	57	22	5	16	1	21			21	20			16	43.31	3	14,000	
	58	59	10	45	4	59	11	1	55	54	2	1	48	49.66	6	7,833	
	59	43	11	30	1	43	5	1	41	41			30	48.63	5	10,700	
	60	8	3	5		8	2		8	8			5	28.00	2		
	61	19	5	14		19	4		19	19			14	43.14	3	7,500	
	62	4	2	2		4	1		4	4			2				
	63	19	5	13	1	19	2	2	18	18			14	44.42	3	13,733	
	64	23	2	17	4	23	8		19	18			21	45.23	1		
	65	18	6	12		18	4		18	18			12	39.50	2		
	67	5		5		5	4	3	5	5			4	47.75			
	73	7	1	6		7	1		7	6		1	3	30.00			
	74	6		5		6			6	6			5	38.40			
	75	21	5	16		21	3		21	20	1	3	12	47.83	2		
	76	4	1	3		4			4	4			3	56.33	1		
	77	65	8	52	5	64	7		60	59	4		54	48.64	2		
	78	37	5	31	1	37	3		36	36			31	55.64	3	8,166	
	79	19	10	9		19	2		19	19		1	8	41.75	9	9,444	
	80	41	8	31	1	37	13		39	38	6		32	39.53	1		
	81	13	2	11		12	10		13	13	2		11	36.81	2		
	82	5		5		5	5		5	5	3		5	34.80			
	83	1															
	84	1															
	85	42	4	36		42	11	4	40	40	3		35	28.74	2		
	86	24	8	14	2	22	1		22	21	1		15	53.66	5	12,160	
	88	20	5	15		20	1		20	20	1		12	58.08	4	14,000	
	89	21	3	16	2	21	9	4	19	19	1		18	49.33	1		
	90	24	7	16		24	2	1	23	23			16	50.75	1		
	91	37	10	26	1	37	6	5	36	36	3		27	43.88	5	21,400	
	92	49	6	41	1	49	29	6	47	47	7		41	34.39	2		
	93	2															
	94	1															
	95	10		10		10	10	7	10	10	7		9	26.77			

¹For renter - occupied dwelling units and vacant nonseasonal not dilapidated units, for rent.
²For owner - occupied dwelling units and vacant nonseasonal not dilapidated units, for sale only.

HOUSING—BLOCK STATISTICS

Table 3.—CHARACTERISTICS OF HOUSING FOR CENSUS TRACTS, BY BLOCKS: 1950—Con.

Census tract	Block	All dwelling units by occupancy and tenure					All dwelling units by condition and plumbing facilities			Occupied dwelling units			Contract monthly rent ¹		Value of one-dwelling-unit structures		
		Total	Owner occupied	Renter occupied	Vacant non-seasonal not dilap., for rent or sale	Other vacant and non-resident	Number reporting	No private bath or dilap.	No running water or dilap.	Total	Persons per room		Occupied by non-white	Number reporting	Average monthly rent (dollars)	Number reporting	Average value (dollars)
											Number reporting	1.51 or more					
8	96	1															
	97	15				1											
	98	27	5	13													
	99	27		22		1										4	9,250
9	1	11	4	7													
	2	6		2													
	3	9		5													
	4	27	10	15		2											
	5	33	13	43													
	6	29	10	19													
	7	25	9	6													
	8	11	9	6													
	9	29	19	9		1											
	10	20	7	3													
	11	20	9	11													
	12	11	8	3													
	13	11	8	3													
	14	25	10	15													
	15	36	17	17													
	16	37	19	18													
	17	30	22	30													
	18	21	13	8													
	19	52	11	41													
	20	32	15	17													
	21	22	15	7													
	22	23	4	19													
	23	44	10	34													
	24	33	18	15													
	25	69	29	39		1											
	27	28	14	14													
	28	43	15	28													
	29	24	7	17													
	31	17	4	12		1											
	32	44	12	30		1											
	33	65	21	42		2											
	34	93	23	66		3											
	35	19		17		3											
36	51	5	42		3												
37	12		12		1												
38	27	3	23		1												
39	14	3	10		1												
40	6	1	5														
41	2																
42	2																
43	2																
44	14	1	13														
45	2																
46	10		10														
48	17	1	15		1												
49	1																
55	1																
10	4	2															
	7	6															
	8	13	13	12		4											
	10	4		4													
	11	4		4													
	13	4		4													
	14	4		4													
	15	14	18	28													
	16	21	10	14													
	17	21	11	10													
	18	53	12	39		2											
	19	13	7	6													
	20	19	11	8													
	21	17	13	4													
	22	17	9	8													
	23	14	5	9													
	24	6	5	1													
	25	6	3	3													
	26	4	3	1													
	27	5	3	2													
	28	6	3	3													
	29	8	4	4													
	30	6	3	3													
31	13	7	6														
32	11	5	6														
33	10	6	4														
34	4	2	2														
35	11	2	9														
36	11	7	4														
37	13	7	5		1												
38	14	8	5		1												
39	20	12	8														
40	16	9	6		1												

¹For renter - occupied dwelling units and vacant nonseasonal not dilapidated units, for rent.
²For owner - occupied dwelling units and vacant nonseasonal not dilapidated units, for sale only.

Table 3.—CHARACTERISTICS OF HOUSING FOR CENSUS TRACTS, BY BLOCKS: 1950—Con.

Census tract	Block	All dwelling units by occupancy and tenure					All dwelling units by condition and plumbing facilities			Occupied dwelling units			Contract monthly rent ¹		Value ² of one-dwelling-unit structures	
		Total	Owner occupied	Renter occupied	Vacant non-seasonal not dilap., for rent or sale	Other vacant and non-resident	Number reporting	No private bath or dilap.	No running water or dilap.	Total	Persons per room		Number reporting	Average monthly rent (dollars)	Number reporting	Average value (dollars)
											Number reporting	1.51 or more				
10	41	24	8	15		1	24	1	23	23		15	42.46	4	9.075	
	43	75	22	73			75	6	78	74	10	71	18.09	2		
	44	40	5	33	1	1	38	37	35	36	7	34	18.33	3	4.566	
	45	21	3	18			21	2	21	21	17	17	15.88	3	3.766	
	46	50	3	46		1	50	43	49	49	9	46	15.10	3	4.333	
	47	56	8	48		1	56	45	53	53	4	44	20.37	5	4.640	
	48	38	10	27		3	38	26	37	37	6	27	23.51	9	6.188	
	49	19	11	8			19	9	19	19	1	18	17.62	1	5.863	
	50	17	8	8		1	17	8	16	16		16	24.87	1	7.750	
	51	63	11	52			61	44	63	63	10	61	18.67	1	6.572	
	53	48	7	41			48	9	48	47	5	48	26.12	7	7.171	
	54	9	6	3			9	4	9	9	2	9	22.00	6	8.583	
	55	34	4	30			34	2	34	34	2	34	32.21	1	6.166	
	57	15	2	13			15	14	15	15	2	15	15.38	3		
	58	6	1	5			6	3	6	6	5	5	27.20	2		
	59	12	2	10			12	9	12	12	1	10	18.90	2		
	60	23	8	14		1	23	18	22	22	1	14	19.28	6	8.785	
	61	23	7	15	1	1	23	10	22	22	1	14	24.00	7	5.600	
	62	6	3	3			6	1	6	6	3	3	31.66	2		
	63	24	10	14			24	9	24	23	1	23	29.53	9	7.833	
	64	17	1	16			16	15	17	18	3	17	15.62	1		
	65	19	4	14		2	19	11	19	19	1	18	21.93	1	3.700	
	66	39	5	33		2	39	33	37	37	10	35	16.40	5	3.600	
	67	37	1	35		1	37	37	36	36	2	35	11.31	2		
	68	14	2	11		1	14	12	14	14	2	12	21.41	1		
	69	7	1	5			7	3	7	7	9	7	28.16	1		
	70	3	1	2			3	3	3	3	9	3	30.83	1		
	71	16	5	11			16	15	16	16	7	15	17.93	2		
	73	43	2	41			41	38	43	42	1	42	12.76	3	3.333	
	74	8	2	6			8	6	8	7	1	6	17.66	2		
	75	22	2	20			22	17	22	21	2	20	16.70	1		
	76	13	2	11			13	13	13	13	2	11	18.53	5	2.700	
	77	24	5	19			24	14	24	24	2	21	21.36	9	4.833	
	78	21	10	11		1	21	14	21	21	2	19	19.09	9	2.760	
	79	27	5	22		2	27	20	26	26	6	21	16.68	2		
	80	22	2	20		2	22	17	22	22	6	18	18.55	1		
	81	12	2	10			12	9	12	12	2	10	15.00	2		
	82	18	2	15			18	15	18	18	3	15	22.50	1		
	83	4	1	3			4	2	4	4	1	3	13.66	1		
	84	2					2	2	2	2	2	2	10.66	1		
	85	13	4	9			13	12	13	13	3	9	15.11	4	2.350	
	86	9	3	6			9	6	9	9	2	6	15.50	3	5.000	
	87	19	3	16			19	17	19	19	2	16	14.43	1		
	88	6	1	5			6	3	6	6	6	4	22.25	1		
	89	6	1	5			6	3	6	6	6	6	5.83	2		
	90	17	5	11		1	17	13	17	16	7	10	23.00	2		
	91	7					7	7	7	7		7	44.00			
11	1	6		3			6	4	6	6	4	6	2	2	6	5.416
	2	2		2			2	2	2	2	1	2	7	4	2	4.125
	3	2		2		1	2	2	2	2	5	2	5	2	2	19.40
	4	2	10	1			2	10	2	2	2	2	3	10	2	3.680
	5	2	1	1			2	2	2	2	4	2	4	4	4	4.000
	6	10	11	2			10	27	19	36	1	25	18.00	11	2.981	
	7	12	1	11			12	10	11	11	2	9	15.00	2		
	8	12	1	11			12	10	12	12	4	11	12.54	2		
	9	7	4	3			7	3	7	7	7	3	7	4	4	4.750
	10	22	12	9		1	22	8	21	21	6	21	23.37	12	3.291	
	11	3	3				3	3	3	3	3	3	3	3	3	6.000
	12	10	8	2			10	1	10	10	9	10	2	8	4	4.600
	13	2	1	1			2	1	2	2	6	2	6	5	6	6.320
	14	2	1	1		1	2	10	19	19	5	19	17.42	10	5.900	
	15	2	2				2	4	2	2	5	2	5	2	2	16.66
	16	2	2				2	17	28	28	3	27	19.80	8	4.875	
	17	2	2		1		2	5	13	13	3	13	20.00	8	3.375	
	18	2	4		1		2	6	8	8	3	8	19.77	9		
	19	23	20	50		2	73	38	70	69	17	69	18.79	19	5.368	
	20	28	7	21		1	28	3	29	29	2	28	7.000	7	7.000	
	21	25	14	5	10		29	3	19	19	2	18	32.78	13	4.484	
	22	26	6	20	1		26	11	26	26	2	24	4.850	6	4.850	
	23	27	3	24			27	1	27	27	3	27	17.33	3	4.833	
	24	28	14	14		1	28	6	28	28	1	28	24.90	6	3.900	
	25	30	14	5			30	8	30	30	1	29	17.80	12	3.800	
	26	32	1	31		1	32	3	32	32	1	31	29.54	7	5.628	
	27	2	1	1			2	2	2	2	5	2	32.40	3	3.166	
	28	2	1	1			2	14	26	26	6	18	24.83	8	5.125	
	29	18	12	6			18	12	18	18	1	17	23.60	12	3.850	
	30	14	19	17	11		46	14	36	36	5	28	34.78	19	5.700	
	31	2	2				2	2	2	2	3	2	3	2	2	
	32	29	2	6		1	29	1	28	28	1	28	36.20	22	5.731	
	33	2	4				4	4	4	4	3	4		4	4	2.875

¹For renter - occupied dwelling units and vacant nonseasonal not dilapidated units, for rent.
²For owner - occupied dwelling units and vacant nonseasonal not dilapidated units, for sale only.

HOUSING—BLOCK STATISTICS

Table 3.—CHARACTERISTICS OF HOUSING FOR CENSUS TRACTS, BY BLOCKS, 1950—Con.

Census tract	Block	All dwelling units by occupancy and tenure					All dwelling units by condition and plumbing facilities			Occupied dwelling units			Contract monthly rent ¹		Value ² of one-dwelling-unit structures	
		Total	Owner occupied	Renter occupied	Vacant non-seasonal not dilap., for rent or sale	Other vacant and non-resident	Number reporting	No private bath or dilap.	No running water or dilap.	Total	Persons per room		Number reporting	Average monthly rent (dollars)	Number reporting	Average value (dollars)
											Number reporting	1.51 or more				
11	51	1														
	52	1														
	53	1														
	55	5	4	1		5	1	1	5	5	1	1		4	5,625	
	56	2														
12	1	12	3	9		12	9		12	12	2	12	9	14,777	3	4,666
	2	7	2	5		7	4	1	7	7	1	7	5	22,300	2	
	3	12	6	6		12	6	4	12	12	1	12	6	17,116	5	4,000
	4	2														
	5	11		11		9	9	5	11	10	1	11	11	21,554		
	6	7		58		7	53	5	7	7	9	7	58	15,339	13	4,084
	7	11	13	10	1	12	11	5	11	11	1	11	11	16,099	1	
	8	7		4		7	4		7	7		7	4	22,475	3	4,833
	9	4		4		4	4		4	4	2	4	4	39,000		
	10	22	6	16		21	11	3	22	22	3	22	16	19,775	6	7,166
		11	3		25		3	13		3	2	3	25	21,522	5	4,100
		12	4	5	10		13	9	5	13	13	2	10	16,110	3	3,533
		13	4	11	3		4	3	8	4	4	4	3	18,833	7	3,642
		14	3		3		3	8		3	3	3	3	35,000		
		15	2	11	9		2	8	4	2	1	2	9	37,444	3	5,222
		16	3		3		3	1		3	1	3	3	37,000		
		17	1	5	12		1	8	1	1	1	1	12	25,911	3	5,500
		18	3	12	23		3	18	1	3	1	3	23	22,334	12	4,850
		19	3	10	27		3	5	1	3	1	3	26	15,000	10	3,570
		20	2	12	10		2	5	1	2	1	2	10	28,770	10	5,550
		21	18	10	8		17	4		18	2	18	8	24,550	10	4,760
		22	14	14	8		22	1		22	2	22	7	29,771	14	9,142
		23	18	10	8		18	1	3	18	5	18	8	23,000	9	6,055
		24	3	7	23		3	9	3	3	5	3	23	17,600	7	4,500
		25	10	7	3		9	1		10	10	10	3	23,333	6	5,433
		26	2	6	14		2	11	5	2	3	2	13	21,446	4	9,250
		27	2	6	14		2	11	3	2	3	2	14	24,335	6	3,916
		28	1	5	17		1	14		1	1	1	11	15,332		
		29	4	5	4		4	4	3	4	1	4	4	16,222	4	3,750
		30	2	4	19		2	13	5	2	2	2	19	24,000	2	
		31	7	4	3		7	4	2	7	7	7	3	19,666	4	4,750
		32	2	12	10	1	2	16	7	2	1	2	11	23,722	8	4,125
		33	2	14	7	1	2	7	4	2	3	2	14	41,221	9	8,166
		34	1	1	1	1	1	1	8	1	5	1	1	41,221	8	6,200
		35	1	1	1	1	1	1	8	1	2	1	1	34,336	4	4,755
		36	1	1	1	1	1	1	3	1	2	1	1	25,000	2	4,475
		37	1	1	1	1	1	1	3	1	2	1	1	25,000	2	4,500
		38	1	1	1	1	1	1	3	1	2	1	1	45,009	1	6
		39	1	1	1	1	1	1	3	1	2	1	1	45,009	1	6
		40	1	1	1	1	1	1	3	1	2	1	1	45,009	1	6
	41	13	4	9		13	5	2	13	4	13	8	16,225	4	3,750	
	42	24	5	19		23	2	6	24	4	24	18	20,338	5	2,660	
	43	1	7	4		1	3		1	7	1	4	28,775	7	5,571	
	44	6	16	4		6	2	17	6	1	6	4	27,566	16	4,187	
	45	13	6	7		13	8	3	13	2	13	7	16,114	6	5,083	
	46	3	3	2		3	8	1	3	7	3	2	19,662	1		
	47	2	5	1		2	8	1	2	3	2	1	21,533	5	4,600	
	48	13	4	9		13	3		13	3	13	9	34,444	4	5,750	
	49	1	9	2		1	5	5	1	1	1	2	39,885	9	5,555	
	50	1	4	6		1	4		1	2	1	7	39,885	2		
	51	5	3	1		5	2	7	4	1	5	17	37,441	16	6,750	
	52	1	7	18		1	1		1	1	1	4	23,775	7	5,857	
	53	1	14	5		2	1	1	1	1	1	6	37,000	13	5,807	
	54	1	10	4		1	1	1	1	1	1	5	46,660	10	5,400	
	55	6	6	10		6	11	9	6	3	6	9	18,444	5	2,040	
	56	1	5	5		1	6	2	1	2	1	5	16,000	5	4,200	
	57	1	7	7		1	4	2	1	2	1	3	23,333	7	3,714	
	58	3	3	3		3	1		3	3	3	3	16,000	3	4,900	
	59	3	18	1		3	9	8	3	8	8	11	19,990	17	4,723	
	60	2	17	1		2	1	7	2	2	2	11	30,663	16	6,016	
	61	14	11	3		14	3	1	14	4	14	3	36,333	9	7,444	
	62	16	8	8		16	4	2	16	8	16	8	40,662	7	5,357	
	63	18	9	9		18	4		18	9	18	9	26,555	8	6,225	
	64	16	6	9		16	7	5	16	2	16	8	23,325	6	4,250	
	65	4	9	3		4	1	4	4	8	4	3	27,227	8	3,875	
	66	7	6	6		7	1	7	7	8	7	6	27,227	8	3,875	
	67	11	7	4		11	5	1	11	11	11	4	23,775	5	6,100	
														7	4,500	
13	4	3	6	2		3	1	2	3	3	3	2	2	32,033	1	
	6	7	16	25		7	4	1	7	9	8	1	7	21,822	1	
	7	4	16	40		4	18	1	4	4	4	2	4	38,445	9	5,555
	8	5	16	40		5	25	1	5	5	5	4	4	35,322	4	8,000
	9	5	15	39		5	13	1	5	5	4	1	3	41,778	6	6,000
	10	13	1	11		12	6	3	12	12	1	1	9	31,111	1	
	11	2	6	19		2	13	4	2	2	4	1	18	30,772		
	12	3	12	20		3	14		3	3	1	3	18	40,166	4	8,500
	13	5	20	34		5	19		5	5	1	5	34	34,911	8	7,575
	14	3	13	20		3	8	1	3	3	1	3	20	37,665	10	7,700
15	3	7	27		3	25	3	3	3	6	27	30,888	4	8,500		

¹For renter - occupied dwelling units and vacant nonseasonal not dilapidated units, for rent.
²For owner - occupied dwelling units and vacant nonseasonal not dilapidated units, for sale only.

Table 3.—CHARACTERISTICS OF HOUSING FOR CENSUS TRACTS, BY BLOCKS: 1950—Con.

Census tract	Block	All dwelling units by occupancy and tenure					All dwelling units by condition and plumbing facilities			Occupied dwelling units			Contract monthly rent ¹		Value ² of one-dwelling-unit structures		
		Total	Owner occupied	Renter occupied	Vacant non-seasonal not dilap. for rent or sale	Other vacant and non-resident	Number reporting	No private bath or dilap.	No running water or dilap.	Total	Persons per room	Occupied by non-white	Number reporting	Average monthly rent (dollars)	Number reporting	Average value (dollars)	
13	16	22	11	10	1		22	6	2	21	21	1	11	29.36	9	6,000	
	17	35	14	20	1		35	6	1	34	34		20	25.45	11	4,481	
	18	51	17	34			49	25	11	51	51	13	34	24.41	13	4,576	
	19	59	24	33	1	1	52	22	2	57	54	5	31	31.67	18	7,405	
	21	40	15	25			40	16		40	40		25	39.48	7	6,714	
	22	24	15	9			24	4		24	24		6	40.00	10	8,750	
	23	29	15	14			27	7	2	29	29	3	13	32.38	10	5,590	
	24	11	4	7			11	2		11	10		7	35.42	3	8,833	
	25	15	1	4			14	5		15	15	2	4	17.25	10	5,180	
	26	13	12	1			13	2		13	13		1		12	3,583	
	27	34	17	16	1		34	13	4	33	33	2	15	22.73	16	3,106	
	28	3	1	2			3	1		3	3		2		1		
	30	16	11	5			16	1		16	16		5	46.60	9	6,777	
	31	23	13	10			22	1		23	22		9	37.44	11	6,545	
	32	15	13	2			15	1		15	15		2		13	6,153	
	33	36	19	17			35	12	1	36	36	1	17	32.82	13	7,115	
	34	13	8	5			13	4	1	13	13		4	36.25	6	6,250	
	35	16	7	8	1		15	7		15	15		7	25.42	5	4,600	
	36	18	14	3		1	18	2		17	17	2	3	41.00	13	6,653	
	37	10	6	4			10			10	10		4	49.75	5	6,700	
	39	1	7				7			7	7	1			7	7,757	
	40	7		4			7			7	7				8	7,000	
	41	15	11	1	1	2	13	4		15	15		4	32.50	7	7,000	
	42	20	16	1	1	2	20	2		17	17		1		15	7,506	
	43	29	18	10			29	4		28	28		10	28.10	14	6,857	
	44	19	7	12			19	5	1	19	19	1	12	25.50	7	6,500	
	45	33	15	16	1	1	31	12	3	31	31	1	17	32.35	10	6,800	
	46	61	41	18	2		60	15	1	59	59	4	18	32.38	40	5,870	
	47	9	4	5			9	3	1	9	9	1.6	3	24.33	4	5,375	
	48	34	17	12	3	2	29	7	3	29	29	3	12	36.91	18	7,333	
	49	10	9	1			10			10	10				9	6,722	
	50	6	4			2	6			4	4				3	7,000	
	51	2					2										
	53	14	9	5			14	2		14	14		5	30.00	7	5,714	
	54	15	10	5			15	5	1	15	15		4	38.75	6	7,266	
	55	12	7	4	1		11			11	11	1	4	27.50	6	7,666	
	56	41	22	17	2		39	12	1	39	39	1	15	33.80	13	7,115	
57	11	8	3			11	1	1	11	11		3	25.00	8	5,875		
58	9	4	5			9			9	9		4	50.50	4	5,125		
59	15	12	3			15	4		15	15	1	3	27.33	10	6,600		
60	7	1	1	1	4	2			2	2		1		1			
14	1	3	1	2		3	2	1	3	3		1		4	5,075		
	2	16	5	10		16	3	2	15	15		1	32.00	5	5,075		
	3	18	5	13		18	8		18	18	2	1	33.53	5	3,700		
	4	1															
	5	14	6	8			14	5	2	14	13	3	7	31.00	5	5,500	
	6	18	7	11			18	1		18	18		11	25.63	4	4,800	
	7	27	7	16		1	27	15	2	23	23	1.2	7	34.31	6	5,083	
	8	34	6	28			34	24		34	34		6	28.57	4	5,450	
	9	1					1			1	1						
	10	29	4	25			28	22	14	29	29	6	24	15.66	3	8,833	
	11	13	1	12			11	8		13	13		12	19.16	1		
	12	21	19	2			21	21	20	21	21		19	13.42	2		
	13	27	21	6			27	17		27	27		21	21.19	6	5,600	
	14	28	22	6			28	25		28	28		22	27.27	2		
	15	22	10	12			22	10	10	22	22	6	39	17.46	12	4,741	
	16	35	11	24		1	35	27	4	32	32		23	21.34	9	3,011	
	17	37	14	23			37	27		37	37		23	21.34	8	3,937	
	18	11	11				11	2		11	11		3	22.80	7	7,928	
	19	26	8	18			26	2		26	26		5	20.00	7	7,928	
	20	6	4	2			6	17	1	6	6	6	19	15.43	7	4,714	
	21	1					1	5		1	1		3	18.33	1		
	22	12					12	6	2	12	12	1	12	17.33	3	2,500	
	23	5					5			5	5						
	24	17	3	14			17	3		17	17		3	18.00	16	4,287	
	25	14	2	12			14	9	4	16	16		8	26.37	8	3,100	
	26	4					4	6		4	4		4	17.25	1		
	27	2					2	3		2	2						
	28	2					2	3		2	2						
	29	10	9	1			10	10	10	10	10		9	19.77	1		
	30	1					1	9		1	1		10	18.64	9	3,411	
	31	16	3	13		2	16	49	39	16	16		51	18.64	9	3,411	
	32	25	15	10			25	20	2	23	23		17	22.94	15	3,320	
33	25	15	10			25	27	2	23	23		24	19.54	3	3,500		
34	11	6	5			11	15	4	11	11		25	15.04				
35	7					7	14		7	7		10	17.70	5	2,340		
36	6					6			6	6							
37	3	1	2			3	6		3	3		6	14.80	1	4,444		
38	3	1	2			3	2		3	3		5	16.40	9	4,444		
39	7	1	6			7	2		7	7		5	20.31	21	4,033		
40	11	3	8			11	9		11	11		7	20.31	21	4,033		
41	6	1	5			6	7		6	6		3	19.57	31	4,990		
42	7	1	6			7	6		7	7		5	14.42	14	3,135		
43	11	4	7			11	11		11	11		3	15.50	5	3,040		
44	7	5	2			7	7		7	7		3	16.00	3	3,000		
45	5					5	5		5	5		5	13.60				
46	4	1	3			4	3		4	4		5		5	3,000		
47	4	1	3			4	3		4	4		30	17.40	14	3,350		
48	2					2			2	2							
49	4	1	3		1	4	3	2	4	4	1.7	4	16.00	12	3,708		
50	2					2	4	2	2	2		13	15.46	9	2,944		

¹For renter - occupied dwelling units and vacant nonseasonal not dilapidated units, for rent.
²For owner - occupied dwelling units and vacant nonseasonal not dilapidated units, for sale only.

HOUSING—BLOCK STATISTICS

Table 3.—CHARACTERISTICS OF HOUSING FOR CENSUS TRACTS, BY BLOCKS: 1950—Con.

Census tract	Block	All dwelling units by occupancy and tenure					All dwelling units by condition and plumbing facilities			Occupied dwelling units			Contract monthly rent ¹		Value ² of one-dwelling-unit structures		
		Total	Owner occupied	Renter occupied	Vacant non-seasonal not dilap., for rent or sale	Other vacant and non-resident	Number reporting	No private bath or dilap.	No running water or dilap.	Total	Persons per room	Occupied by non-white	Number reporting	Average monthly rent (dollars)	Number reporting	Average value (dollars)	
14	45	34	10	24			34	30	16	34	32	7	32	24	16.41	10	1.960
	46	11															
	47	49	38	9	2		49	22	21	47	47	1	10	38.80	39	7.207	
	48	73	31	40	2		72	36	21	71	71	6	33	16.22	29	6.172	
	49	9	7	2			9	15	2	9	9			2	6	6.333	
	50	21	14	7			21	15	2	21	18	3	8	22.28	12	4.566	
	51	55	3	52			55	11	2	55	55	1	2	2	3	6.033	
	52	19	8	9		2	17	8	4	17	16	3	5	10	5	15.60	
	53	9					9	4	4	9	9			5	20.00	8	3.825
	54	1															
15	2	11		11			11	7		11	11	4		11	29.45		
	3	6		6			6	3		6	6		1	6	18.16		
	4	3		3			3	1		3	3		3	37.33			
	5	11	11			1	11	11	1	11	11					11	3.500
	6	10		10			10	5		10	10			10	17.40		
	7	6		6			6	6		6	6			6	26.00		
	8	5		5			5	4		5	5			5	47.00	49	6.648
	9	19		19			19	19		19	19	1		6	27.50	9	6.833
	10	16		16			16	16		16	16			11	36.90	13	5.892
	11	10		10			10	6		10	10	2		6	15.16	8	4.425
	12	16		16			16	6		16	16			6	15.16		
	13	38	13	24		1	38	12		37	33	5	1	19	34.78	7	4.000
	14	44	44			1	44	9		43	29			26	22.92		
	15	28	20	7		1	28	16		28	20			2	2	13	4.815
	16	6		6			6	6		6	6			17	28.23		
	17	7		7			7	7		7	7			17	28.23	8	4.000
	18	28	11	17		1	28	11		27	22	8	2	19	17.37	7	2.928
	19	4		4			4	3	3	4	4			19	28.47	6	4.500
	20	4		4			4	1	1	4	4			19	30.15	10	5.250
	21	6		6			6	6		6	6			16	26.81	3	7.000
	22	18		18			18	10	1	18	18			3	22.00	14	4.400
	23	35	21	14			35	14	2	35	18	1		13	30.07	14	3.821
	24	18	10	8			18	2		18	18			7	35.85	9	7.166
	25	11		11			11	6		11	11			16	34.12	8	7.350
	26	14		14		1	14	8	1	14	12			18	27.16	12	5.191
	27	10		10			10	5	4	10	8			14	23.00	9	3.711
	28	19		19		1	19	10		19	18			8	28.50	15	4.213
	29	2		2			2	1		2	2		1	7	31.57	19	4.857
	30	7		7		1	7	1	3	7	7			10	26.00	4	3.750
	31	4		4			4	3	6	4	4			4	15.99	2	3.500
	32	10		10			10	9	1	10	10	1	5	4	37.50	3	2.150
	33	6		6			6	3	1	6	4			3	34.00	14	5.392
	34	15		15			15	7		15	15			7	28.77	7	3.985
	35	7		7			7	3		7	7			4	46.66	4	4.666
	36	18		18		1	18	8	2	17	17			4	24.25	13	6.107
	37	15		15			15	15		15	15			4	65.00	10	6.710
	38	4		4			4	4	3	4	4			13	25.84	28	6.464
	39	30		30		1	30	8	3	29	20			2	7.04	12	7.041
	40	15		15			15	5	2	15	18			1	18	12	7.041
	41	15		15		1	15	4	2	15	18			4	35.75	14	7.035
	42	13		13			13	5		13	18			5	33.80	12	6.241
	43	15		15			15	3		15	15			1		14	4.264
	44	18		18			18	8	7	17	17			7	14.57	10	4.620
	45	3		3			3	3		3	3			4	8.25	3	4.000
	46	18		18			18	5	4	18	18			6	16.00	18	4.666
47	11		11		2	11	6	2	9	9			9	32.33			
48	27		27		4	32	6		32	30	5		9	46.66	25	5.004	
49	7		7			7	7		7	7			7	8.000	7	8.000	
50	10		10			10	3		10	13			3	41.66	10	5.450	
51	12		12		1	13	5	1	15	15			4	39.25	8	6.137	
52	16		16			16	5		16	16			3	28.33	11	6.118	
53	14		14			14	3		14	13			3	30.00			
54	7		7			7	1		7	8			4	20.50	13	6.384	
55	4		4			4	4		4	8			4	31.50	4	7.125	
56	10		10		1	10	1		10	8			1	6.750	6	6.750	
57	11		11			11	4		11	14			4	34.00	9	6.333	
58	19		19			19	8		19	15			4	35.75	11	6.181	
59	25		25		1	25	9	3	29	29			10	40.90	16	7.406	
60	33		33			33	8	3	33	33			7	46.28	23	5.460	
61	24		24		1	24	6		24	35			10	26.00	19	5.842	
62	31		31			31	4	2	31	31			9	32.88	19	5.505	
63	25		25		2	25	2	2	26	26			4	21.25	22	4.990	
64	11		11			11	2		11	9			2	8	5.625		
65	13		13			13	2		13	13			2	27.20	7	4.142	
66	11		11			11	4		11	11			2	8	4.937		
16	1																
	2		6	17			23	17	10	23	23	3	16	17	16.52	5	3.900
	3		3	7			12	11	11	10	10			9	13.77	3	3.500
	4			4			4	4	3	4	4	1	2	2	16.33		

¹For renter - occupied dwelling units and vacant nonseasonal not dilapidated units, for rent.
²For owner - occupied dwelling units and vacant nonseasonal not dilapidated units, for sale only.

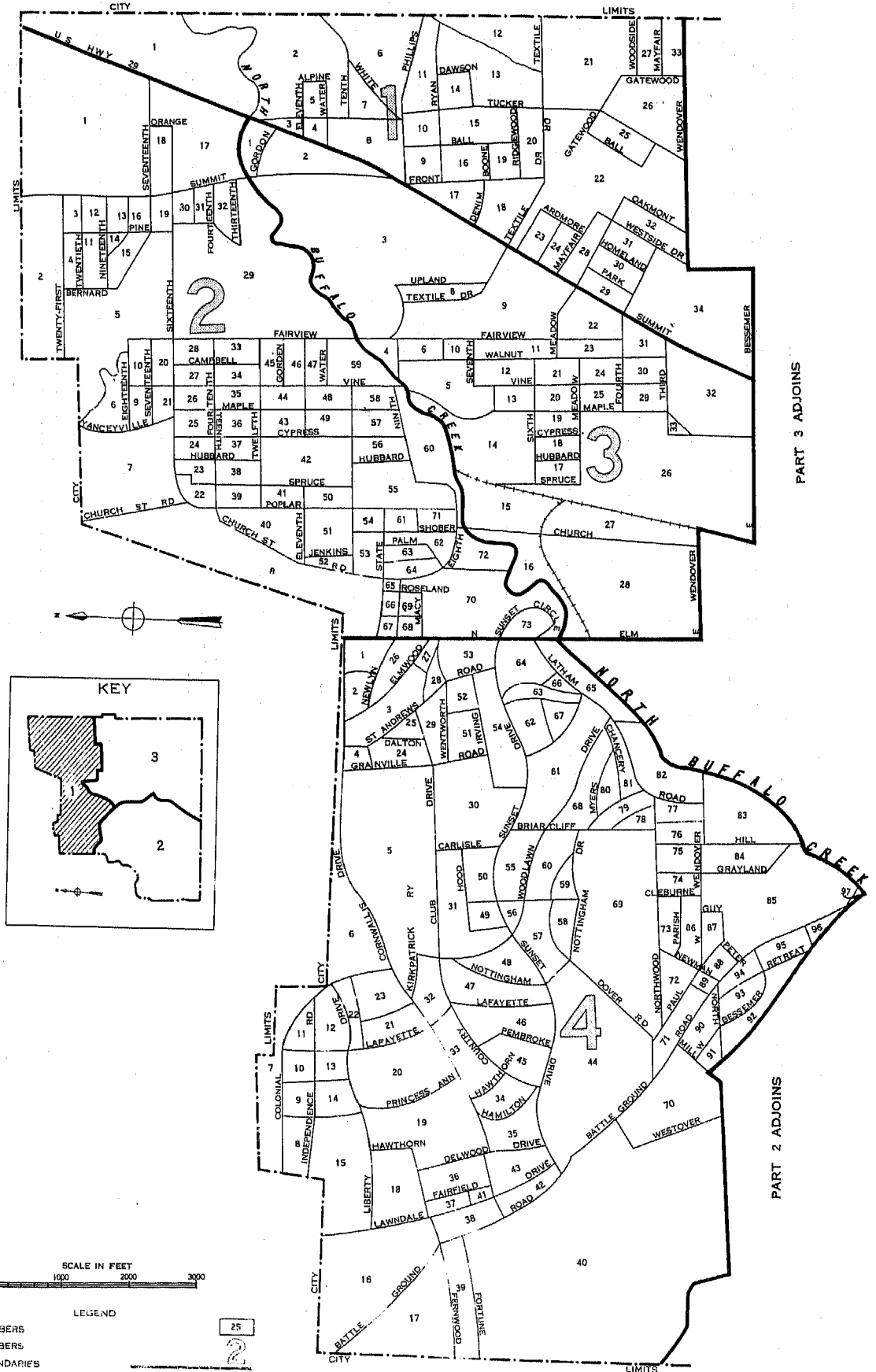
Table 3.—CHARACTERISTICS OF HOUSING FOR CENSUS TRACTS, BY BLOCKS: 1950—Con.

Census tract	Block	All dwelling units by occupancy and tenure					All dwelling units by condition and plumbing facilities			Occupied dwelling units			Contract monthly rent ¹		Value ² of one-dwelling-unit structures		
		Total	Owner occupied	Renter occupied	Vacant non-seasonal not dilap., for rent or sale	Other vacant and non-resident	Number reporting	No private bath or dilap.	No running water or dilap.	Total	Persons per room		Number reporting	Average monthly rent (dollars)	Number reporting	Average value (dollars)	
											Number reporting	1.51 or more					Occupied by non-white
16	10	18	13	5			18	7	1	18	18			4	21.25	11	4.68
	11	13	4	9			13	6	2	13	13	3		8	24.62	4	3.72
	12	5	4		1		5			4	4			1		4	3.75
	13	17	10	7			17	5		17	17	2		7	31.00	8	5.50
	14	56	32	22		2	55	31	15	54	54	10		19	18.52	31	3.74
	15	19	8	9		2	19	16	7	17	17			7	19.57	5	3.50
	16	13	9	4			13	3		13	13			4	20.00	8	3.26
	17	21	11	9	1		21	11	6	20	20		3	9	26.55	12	3.10
	18	5	2	3			5	1		5	5			3	32.33	1	
	19	17	14	3			17	3		17	17			3	28.66	14	4.32
	20	6	5	1			6	2	1	6	6			1		5	3.00
	21	12	6	4	1	1	12	4	4	10	10	2	1	3	30.75	6	3.00
	22	21	17	3		1	21	2		20	20			3	43.33	15	5.62
	23	10	8	2			10			10	10					8	4.68
	24	13	12	1			13			13	13		1	1		12	4.79
	25	11	5	6			11	3		11	11			6	27.50	5	6.60
	26	11	7	4			11			11	9			4	36.75	7	6.28
	27	32	31	1			32			32	31			1		29	6.36
	28	7	4	2	1		7	1	1	6	6		1	3	36.66	4	4.75
	29	35	28	4	1	2	35	9	9	32	32	3	3	5	27.60	28	3.47
	30	31	21	8	2		31	7	1	29	29			9	36.77	19	5.47
	31	84	72	11		1	84	15	13	83	83	4	17	11	42.18	71	5.22
	32	12	11	1			12	3	3	12	12	1		1		11	5.85
	33	1															
	34	3	3				3	1	1	3	3	1				3	3.23
	35	2															
	37	8	8				8			8	8					7	6.00
	38	2															
	39	14	10	3	1		14	3	2	13	13	1		3	31.00	11	4.22
	40	27	21	5		1	27	1		26	25			3	58.33	19	6.74
	41	11	10	1			11	1		11	11	1		1		8	5.91
	42	14	13	1			14	1	1	14	13			1		11	6.70
	43	23	18	5			23			23	23			5	49.60	16	6.16
	44	22	22				22			22	21					16	9.86
	45	16	14	2			16			16	15			1		12	6.50
	46	57	48	8	1		57	4	1	56	56	1		7	39.28	43	6.34
	47	5	2	2		1	5	3	2	4	4			2		1	
	50	4	4				4	2	1	4	4					4	2.87
	51	8	6	2			8			8	8		1	2		5	7.90
	53	1															
	54	3	2		1		3	2	2	2	2			1		2	

¹For renter - occupied dwelling units and vacant nonseasonal not dilapidated units, for rent.
²For owner - occupied dwelling units and vacant nonseasonal not dilapidated units, for sale only.

GREENSBORO, NORTH CAROLINA, BY CENSUS TRACTS AND BLOCKS: 1950

PART 1 OF 3 PARTS



PART 3 ADJOINS

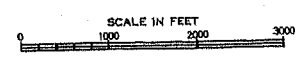
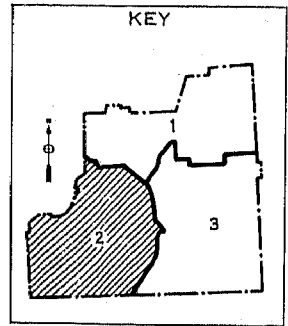
PART 2 ADJOINS

LEGEND

25 BLOCK NUMBERS
2 TRACT NUMBERS
 TRACT BOUNDARIES
 U.S. DEPARTMENT OF COMMERCE BUREAU OF THE CENSUS

GREENSBORO, NORTH CAROLINA, BY CENSUS TRACTS AND BLOCKS: 1950

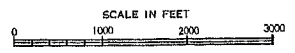
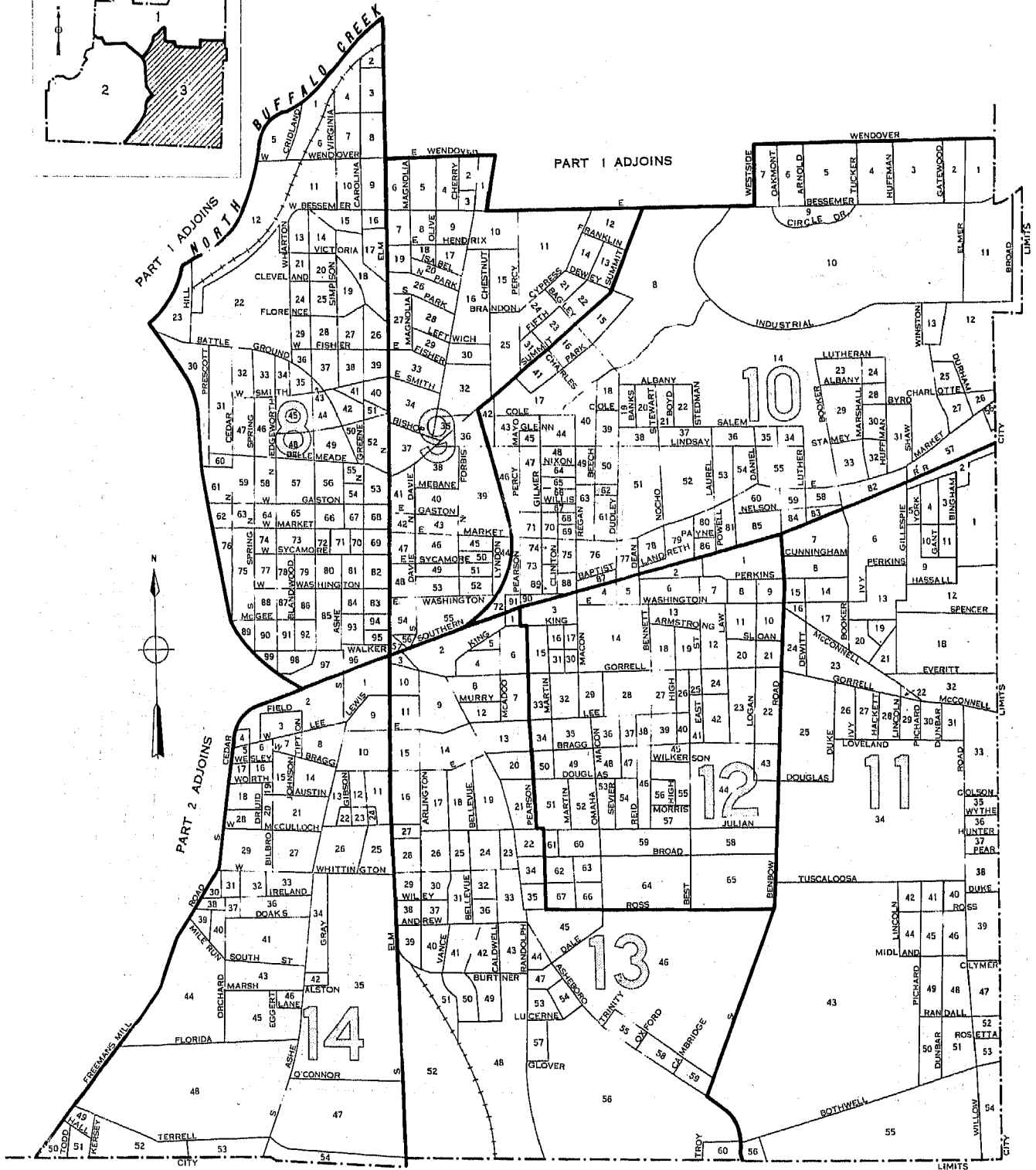
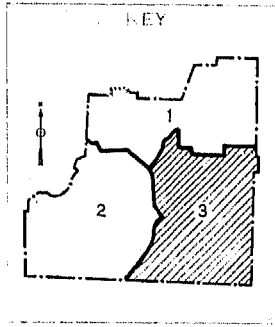
PART 2 OF 3 PARTS



LEGEND

BLOCK NUMBERS
 TRACT NUMBERS
 TRACT BOUNDARIES
 U.S. DEPARTMENT OF COMMERCE, BUREAU OF THE CENSUS


GREENSBORO, NORTH CAROLINA, BY CENSUS TRACTS AND BLOCKS: 1950
PART 3 OF 3 PARTS



LEGEND
 BLOCK NUMBERS
 TRACT NUMBERS
 TRACT BOUNDARIES
 U.S. DEPARTMENT OF COMMERCE, BUREAU OF THE CENSUS

1950 UNITED STATES CENSUS OF HOUSING

U. S. DEPARTMENT OF COMMERCE • BUREAU OF THE CENSUS



HAMILTON, OHIO

**BLOCK
STATISTICS**

U. S. CENSUS OF HOUSING: 1950

Volume

- I General Characteristics
- II Nonfarm Housing Characteristics
- III Farm Housing Characteristics
- IV Residential Financing
- V Block Statistics

Housing statistics for census tracts are to be included in the Population reports on census tracts.

U. S. CENSUS OF POPULATION: 1950

Volume

- I Number of Inhabitants
- II Characteristics of the Population

Succeeding volumes will cover the following subjects :

Census Tracts, Nativity and Parentage, Nonwhite Population by Race, Persons of Spanish Surname, Institutional Population, Differential Fertility, Labor Force Characteristics, Occupation, Industry, Income, Internal Migration, Education, Characteristics of Families and Households.

UNITED STATES CENSUS of HOUSING : 1950
U. S. DEPARTMENT OF COMMERCE
CHARLES SAWYER, Secretary

BUREAU OF THE CENSUS
ROY V. PEEL, Director



BLOCK STATISTICS

HAMILTON
OHIO


Prepared under the supervision of
Howard G. Brunsman, Chief
Population and Housing Division

1950 HOUSING CENSUS REPORT

VOLUME V, PART 74

UNITED STATES GOVERNMENT PRINTING OFFICE 1952

BLOCKS • WARDS





BUREAU OF THE CENSUS

ROY V. PEEL, *Director*

A. ROSS ECKLER, *Deputy Director*
HOWARD C. GRIEVES, *Assistant Director*
CONRAD TAEUBER, *Assistant Director*
MORRIS H. HANSEN, *Assistant Director for Statistical Standards*
ROBERT Y. PHILLIPS, *Assistant Director for Operations*
CALVERT L. DEDRICK, *Coordinator, International Statistics*
FRANK R. WILSON, *Information Assistant to the Director*

Population and Housing Division—

HOWARD G. BRUNSMAN, *Chief*
WAYNE F. DAUGHERTY, *Assistant Chief for Housing*
ROBERT B. VOIGHT, *Assistant Chief for Operations*
HENRY S. SHRYOCK, Jr., *Assistant Chief for Population*
EDWIN D. GOLDFIELD, *Program Coordinator*

Quality and Equipment Statistics—Robert C. Hamer, *Chief*
Inventory Statistics—Carl A. S. Coan, *Chief*
Developmental Programs—J. Hugh Rose, *Chief*
Residential Financing—Junia H. Honnold, *Chief*
Territories and Possessions—Joel Williams, *Chief*
Statistical Sampling—Joseph Steinberg, *Chief*
Statistical Procedure—Morton A. Meyer, *Chief*
Processing Operations—Milton D. Lieberman, *Chief*

Administrative Service Division—WALTER L. KEHRES, *Chief*
Agriculture Division—RAY HURLEY, *Chief*
Budget Officer—CHARLES H. ALEXANDER
Business Division—HARVEY KAILIN, *Acting Chief*
Field Division—LOWELL T. GALT, *Chief*
Foreign Trade Division—J. EDWARD ELY, *Chief*
Geography Division—CLARENCE E. BATSCHELET, *Chief*
Governments Division—ALLEN D. MANVEL, *Chief*
Industry Division—MAXWELL R. CONKLIN, *Chief*
Machine Tabulation Division—C. F. VAN AKEN, *Chief*
Personnel Division—HELEN D. ALMON, *Chief*

SUGGESTED IDENTIFICATION

U. S. Bureau of the Census. *U. S. Census of Housing: 1950. Vol. V, Block Statistics, Part 74.*
U. S. Government Printing Office, Washington, D. C., 1952

For sale by the Superintendent of Documents, U. S. Government Printing Office, Washington 25, D. C.,
or any of the Field Offices of the Department of Commerce - Price 15 cents

PREFACE

This report presents statistics on characteristics of dwelling units by blocks for the city. The tabulations are based on data from the 1950 Census of Housing, taken as of April 1, 1950. Authorization for the 1950 Census of Housing as part of the Seventeenth Decennial Census was provided by the Housing Act of 1949, approved July 15, 1949.

The major portion of the information compiled from the 1950 Census of Housing appears in Volume I, *General Characteristics*; Volume II, *Nonfarm Housing Characteristics*; Volume III, *Farm Housing Characteristics*; Volume IV, *Residential Financing*; and Volume V, *Block Statistics*. Volume V consists of separate reports, issued as bulletins for each of the 209 cities which in 1940 or in a subsequent census had a population of 50,000 or more. These reports will not be bound into a single publication.

The subjects covered in both the 1950 and 1940 reports on characteristics of dwelling units by blocks are substantially similar.

This report was prepared under the direction of Howard G. Brunsman, Chief, Population and Housing Division, and Wayne F. Daugherty, Assistant Chief for Housing. Robert C. Hamer, Chief, Quality and Equipment Statistics Section, was in charge of coordinating the content and the format of the report with assistance from Carl A. S. Coan, Chief, Inventory Statistics Section; Floyd D. McNaughton, Chief, Equipment and Facilities Unit; Beulah Washabaugh, Chief, Tenure and Vacancy Unit; and Walter A. Hines. The compilation of the statistics was under the supervision of Robert B. Voight, Assistant Chief for Operations.

The collection of the information on which these statistics are based was under the supervision of Lowell T. Galt, Chief, Field Division. The geographic work, including the assignment of all block numbers and the preparation of maps, was under the supervision of Clarence E. Batschelet, Chief, Geography Division. The data were tabulated under the supervision of C. F. Van Aken, Chief, Machine Tabulation Division.

March 1952.

HAMILTON, OHIO

CONTENTS

INTRODUCTION

	Page		Page
General.....	1	Definitions and explanations—Continued	
Related reports.....	1	Persons per room.....	2
Use of data.....	1	Color of occupants.....	2
Comparability with 1940 Housing Census data.....	1	Contract monthly rent.....	2
Definitions and explanations.....	1	Value of one-dwelling-unit structures.....	2
Dwelling unit.....	1	Number reporting.....	2
Occupancy and tenure.....	2	Block identification.....	2
Condition and plumbing facilities.....	2		

TABLES

	Page
Table 1.—Characteristics of housing for the city: 1950.....	3
Table 2.—Characteristics of housing by wards: 1950.....	3
Table 3.—Characteristics of housing for wards, by blocks: 1950.....	4

Map of city, by blocks, appears following last page of tables.

BLOCK STATISTICS

INTRODUCTION

GENERAL

Volume V of the Reports on Housing consists of a separate report for each of the 209 cities which in 1940, or in a subsequent census prior to 1950, had a population of 50,000 or more. Each report presents for the city, by blocks, tabulations for a limited number of subjects obtained in the Census of Housing. The subjects in these reports are similar to those in the block statistics supplements to Volume I of the reports of the 1940 Census of Housing. The subjects in this report present the number of dwelling units classified by occupancy and tenure, condition and plumbing facilities, persons per room, color of occupants, average contract monthly rent of renter-occupied and selected vacant units, and the average value of one-dwelling-unit owner-occupied and selected vacant structures. In table 1, the statistics for these subjects are summarized for the city. Table 2 contains the statistics for wards; these are the only statistics for wards that will be published from the 1950 Census of Housing. In table 3, the data are presented by blocks within wards and block areas. Maps identifying the location of each block and the ward boundaries are a part of this report.

Related reports.—Related statistics for this city are contained in the Reports on Housing, Volume I, *General Characteristics*; and in the Reports on Population, Volume I, *Number of Inhabitants*, and Volume II, *Characteristics of the Population*.

The Reports on Housing for each State in Volume I present data on the characteristics of dwelling units for the State by residence (urban, rural nonfarm, and rural farm), for standard metropolitan areas, urbanized areas, counties, for urban places, places of 1,000 to 2,500 inhabitants, and rural-nonfarm and rural-farm dwelling units for each county. Each report includes the following subjects: occupancy, tenure, race of occupants, type of structure, year built, condition and plumbing facilities, water supply, toilet and bathing facilities, number of rooms, number of persons, persons per room, electric lighting, heating equipment, heating and cooking fuels, refrigeration equipment, kitchen sink, radio, television, and, for nonfarm units, the contract monthly rent, gross monthly rent, and value of one-dwelling-unit structures.

Volume I of the Reports on Population shows the 1950 population of each county and of each minor civil division within the county. It also contains figures for each incorporated place, for each unincorporated place with 1,000 or more inhabitants, and for incorporated places of 5,000 or more by wards. A special series of tables presents data for each urbanized area giving the incorporated places and portions of minor civil divisions within it.

Volume II of the 1950 Population Reports contains statistics on the general characteristics of the population. Chapter A of this volume repeats the figures on number of inhabitants as shown in Volume I; Chapter B presents demographic, economic, and social characteristics of the population; and Chapter C gives more detailed cross-classifications for States and large cities and standard metropolitan areas.

Use of data.—The tabulation of housing characteristics for areas as small as city blocks provides descriptive material of considerable value for technical studies of housing in the city. The statistics will be useful in compiling totals for special types of areas that may be defined to meet the requirements of individual investigators. Users of the data should bear in mind that in

practically all cases the data for a given block represent the work of only one enumerator. Consequently, housing characteristics for blocks are subject to a wider margin of error than is to be expected in the figures for tracts or wards which represent returns made by a number of enumerators. Misinterpretation of instructions by one enumerator may cause a significant bias in the statistics for a block even though it may have a negligible effect upon the figures for larger areas. In particular, the enumeration of "condition" depended to a considerable extent upon the judgment of the individual enumerator. Also, failure to indicate the correct block number for a significant number of dwelling units may introduce errors into the block data.

Comparability with 1940 Housing Census data.—In the 1940 Census of Housing, reports entitled "Block Statistics" were issued as supplements to the first series of Housing bulletins. These supplements consisted of separate reports for each of the 191 cities which had 50,000 inhabitants or more in 1930.

In the 1950 reports, the block numbers used are different, in most cases, from those used in the 1940 reports. Therefore, to compare 1940 and 1950 data for a given block, it is necessary to locate the block on the maps to find the corresponding 1940 and 1950 block numbers.

The subjects in both the 1940 and 1950 reports are substantially similar. However, data on number of structures, year built, and mortgage status have been omitted from the 1950 report. Furthermore, in the 1940 reports average contract or estimated monthly rent was reported for all dwelling units while in 1950 average contract monthly rent is reported for some, and average value for other, dwelling units.

DEFINITIONS AND EXPLANATIONS

More detailed and complete definitions are presented in Volume I of the Housing Reports.

Dwelling unit.—In general, a dwelling unit is a group of rooms or a single room, occupied or intended for occupancy as separate living quarters, by a family or other group of persons living together or by a person living alone.

A group of rooms, occupied or intended for occupancy as separate living quarters, is a dwelling unit if it has separate cooking equipment or a separate entrance. A single room, occupied or intended for occupancy as separate living quarters, is a dwelling unit if it has separate cooking equipment or if it constitutes the only living quarters in the structure. Also, each apartment in a regular apartment house is a dwelling unit even though it may not have separate cooking equipment. Excluded from the dwelling unit count are large rooming houses, institutions, dormitories, and transient hotels and tourist courts.

In the 1940 Census, a dwelling unit was defined as the living quarters occupied or intended for occupancy by one household. A household consisted of a family or other group of persons living together with common housekeeping arrangements, or a person living entirely alone. However, the enumerator was not explicitly instructed to define rooms as dwelling units on the basis of cooking equipment or separate entrance.

The number of dwelling units in the 1950 Census may be regarded as comparable with the number of dwelling units in the 1940 Census. Some living quarters may have been classified as separate dwelling units in the one census and not in the other. Further, in the 1950 Census, living quarters with five or more

lodgers were not tabulated as dwelling units; generally, such quarters were included in the 1940 dwelling unit count. However, the net effect of these changes is probably small.

Occupancy and tenure.—Dwelling units are classified by occupancy and tenure into four groups: owner-occupied; renter-occupied; vacant nonseasonal not dilapidated, for rent or sale; and other vacant and nonresident. A dwelling unit is classified as owner-occupied if it was owned wholly or in part by the head of the household or by some related member of his family living in the dwelling unit. All other occupied units are classified as renter-occupied whether or not cash rent was actually paid for living quarters. Rent-free units and living accommodations received in payment for services performed are thus included with the renter-occupied units.

A dwelling unit is considered vacant if no persons are living in it at the time of enumeration. New units not yet occupied were enumerated as vacant dwelling units if construction had proceeded to the extent that all the exterior windows and doors were installed and final usable floors were in place. The classification "vacant nonseasonal not dilapidated, for rent or sale" is descriptive of the vacant dwelling units reported in this classification. "Other vacant and nonresident" units include all dilapidated and seasonal vacant units as well as the not dilapidated units which were not for rent or sale.

Because of changes in enumeration procedures, the counts of total vacant units in 1940 and 1950 are not strictly comparable. In 1940, vacant units were enumerated if they were habitable; units uninhabitable and beyond repair were excluded from the enumeration. In 1950, units were included regardless of condition if they were intended for occupancy as living quarters. Therefore, no comparison should be made between the data on "vacant nonseasonal not dilapidated, for rent or sale" units from the 1950 Census and data in the 1940 Census reports.

In both censuses, dwelling units occupied entirely by non-residents were included with vacant units not for rent or sale. Trailers, tents, houseboats, and railroad cars which were vacant were excluded from the dwelling unit inventory in both 1950 and 1940.

Condition and plumbing facilities.—Data on condition of a dwelling unit are shown in combination with data for selected plumbing facilities and are, therefore, limited to units for which both condition and plumbing facilities are reported. Plumbing facilities include water supply, toilet facilities, and bathing facilities.

The category "with private bath" includes those dwelling units reported with both a flush toilet and a bathtub or shower inside the structure for the exclusive use of the occupants of the unit. The category "no private bath" includes those dwelling units not having private flush toilet or not having private bathing facilities. The "no running water" category includes units with only piped running water outside the structure or with only other sources such as a hand pump.

A dwelling unit is "dilapidated" when it is run-down or neglected, or is of inadequate original construction, so that it does not provide adequate shelter or protection against the elements or it endangers the safety of the occupants.

Persons per room.—The number of persons per room has been computed for each occupied dwelling unit by dividing the number of persons in the dwelling unit by the number of rooms in the dwelling unit. All persons enumerated in the Population Census as members of the household (including lodgers, servants, and other nonrelated persons) are counted in determining the number of persons that occupy the dwelling unit. The number of rooms in the dwelling unit includes all rooms available for living quarters throughout the year. Not counted as rooms are bathrooms, closets, pantries, halls, screened porches, and unfinished rooms in the basement and attic.

Color of occupants.—Occupied dwelling units are classified by color of head of household according to the definition used in the

1950 Census of Population. The group designated as "nonwhite" consists of Negroes, Indians, Japanese, Chinese, and other non-white races. Persons who are not definitely Indian or of other nonwhite race are classified as white.

Contract monthly rent.—Contract monthly rent is the rent, at the time of enumeration, contracted for by the renter regardless of whether it includes furniture, heating fuel, electricity, cooking fuel, water, or personal services.

Monthly rent for vacant dwelling units is the amount asked for the dwelling unit at the time of enumeration. The average monthly rent relates to renter-occupied dwelling units and vacant nonseasonal not dilapidated units for rent. Dwelling units which are occupied "rent-free" are not included with the units reporting rent.

Value of one-dwelling-unit structures.—Average value is shown for owner-occupied dwelling units and vacant nonseasonal not dilapidated units which are for sale only. Value is shown only if the unit is in a one-dwelling-unit structure without business and if it is the only dwelling unit included in the property. The value represents the amount for which the owner estimates that the property, including such land as belongs with it, would sell under ordinary conditions and not at a forced sale. For vacant units, value is the sale price asked by the owner.

Number reporting.—Occupancy and tenure are reported for all dwelling units, and color of occupants is reported for all occupied units. The corresponding distributions for these subjects in table 1 are based on all dwelling units and on occupied units, respectively. For all other subjects, the distributions are based on the units for which the specific characteristics are reported, that is, the "Number reporting."

The number of dwelling units for which the enumerator obtained no report on a particular item is shown for the city totals only; however, the number "not reported" can easily be derived for each area in tables 2 and 3 by subtracting the number reporting from the total number of dwelling units (or total occupied).

Block identification.—A map or series of maps is included in this report showing block numbers for each block, number and letter designations for wards and block areas, and the names of principal streets.

Blocks are identified by serial numbers, a separate series of numbers being used for each ward or for a group of wards. Thus, the location of each block for which data are presented in table 3 may be determined by referring to the ward and block number shown on the map. Similarly, data for a specific block may be located in the table by reference to the map for the identification numbers of the ward and block.

In some cities "block areas" have been established to facilitate the numbering of blocks in groups of less than 1,000. This may cause a break in the sequence of block numbers within a ward. Where this occurs each part of the ward that is in a separate block area is distinguished on the map, and in the table the data are shown for blocks in numerical order within each block area section of the ward. When a boundary of a ward cuts through a block separating the block into segments, the statistics for each segment are tabulated in the ward in which it is physically located on the map. In such cases, to obtain the statistics for the entire block it is necessary to add the statistics for all segments.

If no dwelling units are reported for a block, the block number is not listed in table 3, although it is shown on the map. Dwelling units for which the block number was not reported are indicated in the table by the symbol "NR." Detailed data are not shown for such dwelling units, nor for blocks containing fewer than three dwelling units. Average monthly rent is not shown when the monthly rent was reported for fewer than three dwelling units. Average value is not shown when the value of one-dwelling-unit properties was reported for fewer than three dwelling units. All dwelling units are included, however, in the statistics for the city and for each ward.

Table 1.—CHARACTERISTICS OF HOUSING FOR THE CITY: 1950

Subject	Number	Percent	Subject	Number	Percent
OCCUPANCY AND TENURE			PERSONS PER ROOM		
All dwelling units.....	17,637	100.0	Occupied dwelling units.....	17,296	...
Owner occupied.....	10,856	61.6	Number reporting.....	17,131	100.0
Renter occupied.....	6,440	36.5	1.50 or less.....	16,250	94.9
Vacant nonseasonal not dilapidated, for rent or sale.....	189	1.1	1.51 or more.....	881	5.1
Other vacant and nonresident.....	152	0.9	Not reported.....	165	...
CONDITION AND PLUMBING FACILITIES			CONTRACT MONTHLY RENT		
All dwelling units.....	17,637	...	Renter-occupied, and vacant nonseasonal not dilapidated units, for rent—Number reporting.....	6,135	...
Number reporting.....	17,249	100.0	Total contract monthly rent..... dollars..	238,988	...
With private bath, not dilapidated.....	12,486	72.4	Average monthly rent..... dollars..	38.95	...
No private bath, with running water, not dilapidated.....	3,621	21.0	VALUE OF ONE-DWELLING-UNIT STRUCTURES		
No running water or dilapidated.....	1,142	6.6	Owner-occupied, ¹ and vacant nonseasonal not dilapidated units, for sale only—Number reporting.....	8,852	...
Condition or plumbing facilities not reported.....	388	...	Total value or sale price..... dollars..	75,888,400	...
No private bath or dilapidated.....	4,763	27.6	Average value..... dollars..	8,573	...
COLOR OF OCCUPANTS					
Occupied dwelling units.....	17,296	100.0			
White.....	16,562	95.8			
Nonwhite.....	734	4.2			

¹Restricted to 1-dwelling-unit properties.

Table 2.—CHARACTERISTICS OF HOUSING BY WARDS: 1950

Ward	All dwelling units by occupancy and tenure					All dwelling units by condition and plumbing facilities			Occupied dwelling units			Contract monthly rent ¹		Value ² of one-dwelling-unit structures		
	Total	Owner occupied	Renter occupied	Vacant nonseasonal not dilap., for rent or sale	Other vacant and nonresident	Number reporting	No private bath or dilap.	No running water or dilap.	Total	Persons per room		Number reporting	Average monthly rent (dollars)	Number reporting	Average value (dollars)	
										Number reporting	1.51 or more					Occupied by non-white
TOTAL	17637	10856	6440	189	152	17249	4763	1142	17296	17131	881	734	6135	38.95	8852	8,573
1	5637	3905	1615	60	57	5497	844	160	5520	5470	143		1522	43.89	3398	10,282
2	1803	743	1030	11	19	1746	895	359	1773	1737	149	655	982	29.72	527	5,394
3	2271	1314	913	23	21	2206	691	75	2227	2212	107	1	875	37.59	1030	7,518
4	2650	1243	1372	21	14	2603	969	144	2615	2592	165	43	1325	41.02	888	7,240
5	1971	1243	681	23	24	1943	697	127	1924	1917	142	4	652	37.42	1010	6,459
6	3305	2408	829	51	17	3254	667	277	3237	3203	175	31	779	40.22	1999	8,708

¹For renter-occupied dwelling units and vacant nonseasonal not dilapidated units, for rent.

²For owner-occupied dwelling units and vacant nonseasonal not dilapidated units, for sale only.

HOUSING—BLOCK STATISTICS

Table 3.—CHARACTERISTICS OF HOUSING FOR WARDS, BY BLOCKS: 1950

[Detailed statistics not shown for blocks containing fewer than 3 dwelling units, nor for dwelling units not allocated by blocks (designated by NR)]

Ward	Block	All dwelling units by occupancy and tenure					All dwelling units by condition and plumbing facilities			Occupied dwelling units				Contract monthly rent ¹		Value ² of one-dwelling-unit structures	
		Total	Owner occupied	Renter occupied	Vacant non-seasonal not dilap., for rent or sale	Other vacant and non-resident	Number reporting	No private bath or dilap.	No running water or dilap.	Total	Persons per room		Occupied by non-white	Number reporting	Average monthly rent (dollars)	Number reporting	Average value (dollars)
											Number reporting	1.51 or more					
1	2	8	7	1		8			8	8			1		7	6,214	
	3	5	5			5			5	5					5	6,300	
	4	16	9	7		16	11	8	16	16			7	2,228	9	5,066	
	5	24	18	6		23	6	2	24	24			5	2,340	16	4,681	
	6	20	12	8		20	9	4	20	20			8	3,000	11	4,272	
	7	7	7			6	6	4	7	7					7	3,500	
	8	56	49	7		56	7	5	56	56			7	4,314	47	5,072	
	9	34	30	4		32	2	2	34	34			4	4,875	29	8,724	
	10	24	18	6		23	1	1	23	23			5	4,140	17	6,852	
	11	31	24	7		29	1	1	31	30			7	3,414	16	8,377	
	12	33	24	9		33	2	2	33	32			7	3,914	21	7,652	
	13	35	29	6		34	2	2	35	34			6	2,466	26	6,367	
	14	29	24	5		29			29	29			5	2,466	24	7,041	
	15	30	26	4		30			30	30			4	3,750	24	7,780	
	16	5	3	2		5			5	5			2		3	11,333	
	17	5	3	2		5			5	5			2	2,600	2		
	21	15	13	2		15	2	2	15	15			1		13	14,453	
	22	15	14	1		15			15	15			1		14	18,285	
	23	15	15			15			15	15			1		15	21,333	
	24	17	16	1		17			17	17			1		16	22,250	
	25	6	5	1		6			6	6					5	16,800	
	26	31	31			31			31	31					31	12,732	
	27	22	22			22			22	22					21	15,714	
	28	21	17	4		22			21	21			4	5,650	11	15,200	
	29	22	21	1	1	22			22	21			1		11	15,631	
	30	23	22	1		23	1	1	23	23					22	16,204	
	31	13	13			13			13	13					13	12,038	
	32	36	35	1		36			36	36					35	13,200	
	33	63	62	1		63			63	63					61	11,703	
	34	24	22	1	1	24	1	1	23	23			1		22	13,840	
	35	4	3	1		4			3	3					3	9,500	
	36	8	8			8			8	8					8	14,625	
	37	9	9			9			9	9					9	17,255	
	38	7	7			7			7	7					7	14,571	
	39	6	6			6			6	6					6		
	40	53	38	15	1	53	1	1	51	51			13	5,456	37	7,648	
	41	10	19	1	2	10	15	1	20	20			11	4,645	18	10,959	
	42	16	4	2		16	3	2	15	15			1		4	5,575	
	43	17	13	2	2	17	6	2	15	15			2		11	4,209	
	44	30	28	2		30	8	2	30	30			2		26	5,457	
	45	24	21	3		23	3		24	24			3	2,466	20	5,855	
	49	3	3			3			3	3					3	22,666	
	51	6	5	1		6			6	6			1		5	15,400	
	52	9	9			9			9	9					8	16,125	
	53	11	11			11			11	11					11	17,863	
	54	8	8			8			8	8					8	20,250	
	55	13	13			13			13	13					13	14,500	
	56	11	8	3		11			11	11			3	67.66	8	10,800	
	57	12	11	1		12			12	10					5	11,212	
	58	13	8	5		13	1		13	13			5	51.00	7	8,428	
	59	9	7	2		9			9	8			1		7	8,028	
	60	19	15	4		19	6		19	19			1		14	8,507	
	61	17	11	6		17	3		17	16			6	4,466	10	8,750	
	62	16	11	5		16	4		16	16			4	3,150	10	8,550	
	63	21	16	5		21	1		21	21			5	4,460	16	8,187	
	64	16	15	1		16	3		16	16			1		13	7,384	
	65	3	2	1		3			3	3					1		
	66	7	6	1		7	3	3	7	7					1	5,360	
	67	6	6			6			6	6					5	4,900	
	68	8	5	3		8	5		8	8			3	2,533	5	5,060	
	69	24	11	11	1	24	6	2	22	22			11	3,190	8	6,987	
	70	10	6	4		10	3		10	9			3	4,633	6	4,916	
	71	20	16	4		19	6	3	20	20			1	3,833	15	5,600	
	72	9	6	3		9	4		9	8			3	3,500	5	5,400	
	73	63	43	20		48	16	1	63	63			17	3,488	35	61,08	
	74	19	18	1		18			19	19					10	8,750	
	75	13	7	6		12	4	1	13	13			5	3,300	6	8,666	
	76	13	8	5		13	6	1	13	13			5	4,000	4	5,625	
	77	21	19	2		21	2	1	21	20			2		18	9,638	
	78	16	9	6		16	7		15	15			6	2,700	6	7,166	
	81	12	9	3		12			12	12			3	4,366	6	15,000	
	82	15	7	7	1	14			14	14			8	8,062	5	17,200	
	83	17	13	4		17			17	16			4	4,375	11	14,727	
	84	16	15	1		15			16	16			1		14	17,000	
	85	18	15	3		18			18	18			2		14	20,600	
	86	19	17	2		19			19	19			2		15	16,200	
	87	12	8	4		12			12	12			4	5,600	8	12,750	
	88	33	27	6		32	1		33	32			4	7,250	25	13,052	
	89	3	3			3			3	3					3	6,337	
	90	32	28	4		31	3		32	32			3	4,300	28	6,439	
	91	35	31	3	1	35	4	1	34	34			2	3,175	29	6,603	
	92	15	13	2		15	3		14	14			1		13	5,653	
	93	11	9	2		11	2		11	11			1		9	7,400	
	94	26	23	3		26	1		26	26			1		23	6,118	
	95	29	26	3		29	5		29	28			3	5,666	22	6,595	
	96	13	10	3		13	4		13	13					9	6,800	
	97	13	10	3		13			13	13			1	4,500	7	9,271	

¹For renter - occupied dwelling units and vacant nonseasonal not dilapidated units, for rent.
²For owner - occupied dwelling units and vacant nonseasonal not dilapidated units, for sale only.

Table 3.—CHARACTERISTICS OF HOUSING FOR WARDS, BY BLOCKS: 1950—Con.

Ward	Block	All dwelling units by occupancy and tenure					All dwelling units by condition and plumbing facilities			Occupied dwelling units			Contract monthly rent ¹		Value ² of one-dwelling-unit structures	
		Total	Owner occupied	Renter occupied	Vacant non-seasonal not dilap., for rent or sale	Other vacant and non-resident	Number reporting	No private bath or dilap.	No running water or dilap.	Total	Persons per room		Number reporting	Average monthly rent (dollars)	Number reporting	Average value (dollars)
											Number reporting	1.51 or more				
1	98	13	10	2		1			12	12				10	14.150	
	99	23	19	4					23	23			3	17	17.558	
	101	11	11						11	11				10	22.400	
	102	17	13	4					17	16			3	11	22.818	
	103	35	34	1					34	34			6	21	12.428	
	104	23	18	5		1			23	23			4	17	12.264	
	105	24	19	5					24	24			5	18	10.305	
	106	25	21	4					24	23			2	19	8.336	
	107	25	23	2			1	1	25	24			2	22	9.454	
	108	27	21	6					27	27		1	6	20	8.350	
	109	27	17	10				2	27	27			10	12	10.083	
	110	28	19	9				2	28	28			9	17	9.376	
	111	25	17	8				6	25	25			2	13	7.538	
	112	22	4	18		1		12	22	24		3	21	4	9.175	
	113	67	36	31		2		1	64	64		4	28	25	7.228	
	114	20	16	4				3	20	20			15	4	6.250	
	116	41	20	21		1		1	40	39		2	18	13	6.069	
	117	30	25	5					30	30			5	23	10.500	
	118	35	30	5					35	35			5	29	9.706	
	119	30	24	6					30	30			6	23	10.065	
	120	34	31	3					33	33		1	3	29	9.224	
	121	29	25	4				4	29	28			4	22	9.431	
	122	34	28	6		1			33	33			1	32	10.796	
	123	30	28	2		2			28	28			5	22	10.545	
	124	36	28	8				2	34	34			9	23	10.565	
	125	22	1	21		1			21	21			9	7	13.857	
	127	27	1	26					27	27			9	7	15.214	
	128	23	1	22				2	25	25			6	11	14.727	
	129	23	1	22				1	29	29			8	16	14.406	
	130	59	15	44		1	1	1	57	57			15	31	10.993	
	131	64	40	24				15	64	63		2	23	30	7.816	
	132	12	6	6				3	12	11			6	5	5.700	
	134	22	22					7	22	27			5	21	6.800	
	135	31	28	3				3	32	32		1	5	26	5.342	
	136	32	24	8				3	34	34			2	20	5.720	
	137	32	24	8				1	32	31		2	8	22	3.977	
	138	14	10	4				4	14	14		3	1	12	3.958	
	139	12	10	2		1			12	11			1	9	5.077	
	140	6	5	1			1		6	5			5	8	10.400	
	141	8	8						8	8			5	8	11.337	
	142	14	7	7			1		14	13			6	6	14.000	
	143	27	23	4		2			27	25			22	22	14.218	
	144	10	10						11	10			9	9	10.833	
	145	19	9	10					9	9			7	7	9.342	
	147	47	35	12		6			47	39			4	34	12.044	
	148	22	33			1		4	41	40			7	32	7.903	
	149	17	16	1				12	17	17		3	1	15	3.900	
	150	25	21	4		1		1	23	22			2	20	8.205	
	151	24	13	11				1	23	23			11	7	7.285	
	152	18	16	2				5	18	18			2	15	4.700	
	153	15	10	5				6	15	15		1	4	9	4.088	
	154	22	18	4				4	22	22			4	16	5.562	
	155	24	17	7			1		24	24		1	7	12	7.533	
	157	26	6	20			1		15	15			9	3	7.000	
	158	44	30	14				6	46	45			15	22	7.022	
	159	33	31	2			1		43	42		2	11	25	8.816	
	160	10	10						12	12			2	10	12.300	
	161	19	18	1				3	17	17			17	11	12.454	
	162	37	28	9					37	37			2	3	9.000	
	163	20	15	4		1			20	19			4	14	8.678	
	164	44	30	14		3			41	41			11	30	10.266	
	165	31	26	5					29	29			3	25	9.300	
	166	45	31	14				4	44	45			14	23	9.086	
	167	40	27	13					40	40		2	12	26	9.653	
	168	17	17						17	17			6	8	10.875	
	169	38	25	13					38	38			11	20	10.500	
	171	48	24	24				10	47	46		3	22	18	10.888	
	172	44	21	23				5	42	42			22	13	8.384	
	175	19	14	5				2	19	18			4	11	10.636	
	176	18	13	5				6	17	17			4	12	6.533	
	177	3	1	2				1	3	3			1	2		
	179	65	25	40		1		1	65	63		1	40	18	8.877	
	180	33	9	24				5	33	32			22	5	8.100	
	181	73	32	41		2		4	71	71		3	35	17	8.764	
	182	116	80	36				16	112	114		1	32	65	7.930	
	183	30	25	5					30	30			5	23	6.226	
	184	31	24	7					31	31			5	20	11.275	
	185	28	19	9			1		28	24			6	18	9.822	
	186	26	20	6		3			26	23			3	20	12.700	
	187	24	20	4			1		24	22			2	19	10.684	
	188	4	4						4	4			2	4	16.500	
	189	29	27	2					29	29			2	26	15.653	
	190	16	14	2			2		14	14			14	14	15.071	
	191	64	43	21					61	61			19	41	11.682	
	192	32	26	6		3			32	32			5	26	8.876	
	193	9	7	2					9	9			2	7	11.500	

¹For renter - occupied dwelling units and vacant nonseasonal not dilapidated units, for rent.
²For owner - occupied dwelling units and vacant nonseasonal not dilapidated units, for sale only.

HOUSING—BLOCK STATISTICS

Table 3.—CHARACTERISTICS OF HOUSING FOR WARDS, BY BLOCKS: 1950—Con.

Ward	Block	All dwelling units by occupancy and tenure					All dwelling units by condition and plumbing facilities			Occupied dwelling units			Contract monthly rent ¹		Value ² of one-dwelling-unit structures		
		Total	Owner occupied	Renter occupied	Vacant non-seasonal not dilap., for rent or sale	Other vacant and non-resident	Number reporting	No private bath or dilap.	No running water or dilap.	Total	Persons per room		Number reporting	Average monthly rent (dollars)	Number reporting	Average value (dollars)	
											Number reporting	1.51 or more					Occupied by non-white
1	194	14	14						14	14						14	11,021
	195	12	12						12	12						12	8,708
	196	27	22	5					27	27			5	62.00	21	10,214	
	197	7	7	1					7	7			1		7	9,285	
	198	16	8	8					16	16			8	25.00	8	6,100	
	199	20	18	2					20	20	1		2		14	6,964	
	200	33	20	12		1			32	32	1		10	43.50	12	7,375	
	201	24	11	12	1				23	23			10	58.50	6	8,166	
	202	20	5	13		2			17	17	1		12	33.16	2		
	203	40	12	28					39	40	2		27	52.96	6	10,916	
	204	51	22	29					48	47	2		29	42.86	16	9,850	
	205	34	16	17		1			32	33	1		17	38.17	7	9,785	
	206	43	16	25	1				42	41	2		24	32.04	11	6,681	
	207	18	8	10		1			18	18			8	35.25	2		
	208	13	3	9	1				13	12	1		8	36.50	1		
	209	42	4	33		5			39	37	13		31	38.80	2		
	210	50	3	39	8				44	42			39	46.53	2		
	211	50	13	37					47	50	1		35	44.40	7	9,214	
	212	17	5	11		1			17	16			11	66.36	4	9,750	
	213	27	12	15					27	27	5		14	73.00	10	7,750	
	214	23	17	4	2				23	21	3		4	43.50	16	6,531	
	216	15	13	2					15	15			2		12	7,441	
	217	22	21	1					22	22			1		21	9,157	
	218	21	18	3					21	21			3	50.33	18	10,822	
	219	44	37	7					42	42			4	70.25	31	11,596	
	220	22	19	3					22	21			3	70.66	16	9,125	
	221	19	17	2					19	19			1		17	8,188	
	222	9	6	3					9	9			3	60.00	4	9,250	
	225	9	4	5					8	8			4	48.00	3	20,666	
	226	13	4	9					13	13			8	48.12	1		
	227	43	15	28					42	42	3		26	44.26	6	16,083	
	228	47	8	39					43	46	8		39	38.46	3		
	229	24	2	20	2				24	22	3		20	35.65	6	6,083	
	231	20	8	12					20	20			12	37.83	7	6,928	
	232	34	14	20					34	34	3		18	41.50	10	7,850	
	233	37	21	16					37	37			16	39.87	3	6,666	
	234	20	8	11	1				20	19	1		12	28.33	2		
	235	15	3	11	1				15	14	1		10	22.00	12	4,300	
	236	42	18	22		2			42	40	8		22	38.04	13	5,053	
	237	48	19	28	1				47	45	4		25	30.48	13		
	238	19	14	4		1			19	18			4	36.25	12	12,808	
	239	10	8	1					10	9			1		5	23,600	
	240	16	11	5					16	16			2		10	12,550	
	241	6	5	1					6	6			4		4	30,000	
	242	14	14						14	14			13	20.53	9	28,888	
	243	5	5						5	5			5		5	30,000	
	244	8	8						8	8			8		8	27,312	
	245	8	4	4					8	4			4		4	35,000	
	246	4	4						4	4			2		11	21,518	
	247	16	14	2					16	16			2		11		
248	7	4	2		1			7	6			2		3	4,666		
249	1							1	1			1		2			
250	3	2	1					3	3			1		2			
251	4	3	1	1				4	3			4		4	44,750		
252	73	68	3	1	1			73	71	1		2		67	14,295		
2	98	14	13	1				14	13	1		13	46.53	1			
	99	22	3	19				22	22			18	33.61	7	5,757		
	100	21	9	12				21	20			11	52.81	1			
	101	10	4	6				10	10	3		6	30.50	1			
	102	6	2	4				6	6			3	26.66	2			
	105	24	24					24	24	1		1	21	26.23	2		
	106	1						1	1			1					
	132	4	4					4	4			4	28.00				
	133	9	7	5				9	9	3		2	29.25	2			
	134	26	19	7				25	26	10	4		19	36.89	5	6,800	
	135	10	1	9				10	10	4			5	51.20			
	136	22	21	1				21	21	9			19	40.15			
	179	26	19	7		1		26	25	6	1		18	47.77	3	6,666	
	180	25	10	15				25	25	6			14	42.78	5	4,300	
	181	21	6	14				21	20	12			15	32.80	2		
	182	26	13	12	1			25	25	12	1		13	45.84	4	6,500	
	183	24	8	13	1			24	21	8			11	34.18	6	7,833	
	184	46	13	32		2		44	45	26	5	11	26	33.48	9	5,266	
	185	38	6	32				36	38	15	1		30	32.93	1		
	186	21	8	13		1		21	21	8			11	32.15	5	6,000	
	187	16	4	12				15	16	12			14	26.33	4	3,875	
	188	86	26	56		4		84	78	78	8		55	19.70	22	3,318	
	189	8	1	7				8	8	8			7	19.00	1		
	190	34	11	23				34	33	23	2		23	25.66	6	4,416	
	191	35	17	18				35	35	28	2		33	23.61	12	3,625	
	192	35	13	21		1		33	31	26	1		31	19.71	8	3,912	
	193	28	11	16				26	25	25			22	23.68	8	3,312	
194	25	7	17		1		23	23	14			15	34.43	5	5,400		
196	28	12	16				26	26	14	5		15	29.66	9	6,033		
197	32	19	13				31	32	14	2		20	24.84	15	6,366		
198	43	19	21		3		42	42	22			18	33.33	10	6,200		

¹For renter - occupied dwelling units and vacant nonseasonal not dilapidated units, for rent.
²For owner - occupied dwelling units and vacant nonseasonal not dilapidated units, for sale only.

HAMILTON, OHIO

Table 3.—CHARACTERISTICS OF HOUSING FOR WARDS, BY BLOCKS: 1950—Con.

Ward	Block	All dwelling units by occupancy and tenure					All dwelling units by condition and plumbing facilities			Occupied dwelling units			Contract monthly rent ¹		Value ² of one-dwelling-unit structures	
		Total	Owner occupied	Renter occupied	Vacant non-seasonal not dilap., for rent or sale	Other vacant and non-resident	Number reporting	No private bath or dilap.	No running water or dilap.	Total	Persons per room		Number reporting	Average monthly rent (dollars)	Number reporting	Average value (dollars)
											Number reporting	1.51 or more				
2	221	49	23	25		1	49	21		48	48	2	23	38.82	12	7,333
	222	70	36	33		1	68	27	5	69	68	3	30	34.30	24	6,145
	223	76	41	34		1	73	34	1	75	70	3	31	32.19	29	6,189
	224	38	24	14			36	10	1	38	38	1	13	28.92	17	5,882
	226	65	28	36	1		64	34	64	64	64	7	35	23.02	21	6,290
	227	44	26	16	1	1	44	21	2	42	42	4	16	48.00	22	5,736
	228	66	28	38			65	57	39	66	66	8	38	16.02	24	4,291
	229	38	20	17		1	38	34	32	37	37	9	16	14.75	15	3,300
	230	141	139	1	1		140			139	138	9	140	27.77		
	231	49	32	17		1	49	17	2	49	49	3	14	29.35	26	5,326
	232	39	31	8			39	17		39	39	2	8	33.37	27	5,266
	233	37	24	13			32	18	7	37	36	4	11	27.36	17	5,205
	262	9	5	4			9	4	1	9	9	9	4	27.25	5	5,400
	263	42	23	19			39	23	4	42	41	2	18	33.11	15	5,400
	264	45	31	14			41	23	10	45	45	5	14	21.64	25	4,620
	265	10	10				9	9	2	10	10	10	8		8	5,375
	266	47	23	24			42	28	5	47	47	5	24	27.29	20	4,800
	267	67	42	25			58	31	6	67	66	12	24	26.91	31	5,296
	268	28	13	15			28	15	5	28	28	4	15	24.60	11	5,372
	270	26	14	12			26	24	13	26	26	5	12	30.16	6	4,916
	271	51	29	20		2	51	30	11	49	49	6	20	29.15	19	5,226
3	1	10	10				10			10	10				9	10,444
	2	34	33	1			34			34	33		1		29	10,603
	3	2														
	4	10	9	1			10			10	10				8	12,375
	5	22	21	1			21			22	22		1		17	10,117
	6	23	22	1			23			23	23		1		21	10,357
	7	21	20	1		1	21			20	20				17	10,235
	8	35	35				33			35	33				31	9,945
	9	27	22	5			27			27	27		4	79.50	20	9,100
	10	22	19	3			22	3		22	22		3	52.00	17	9,264
	11	26	24	2			26	1		26	26		2		22	9,704
	14	15	6	9			15	8		15	15		9	23.00	4	5,000
	15	76	42	34			75	41	6	76	76	6	32	32.12	32	5,087
	16	13	5	8			13	5		13	13		8	44.00	5	5,640
	17	12	4	8			12	4		12	12		8	25.87	3	8,000
	18	26	11	15			23	12		26	26	3	15	36.80	8	5,737
	19	35	24	11			35	20		35	35		11	25.27	14	4,757
	20	31	18	11			30	17		30	30		12	24.58	17	5,117
	21	33	15	18		1	33	10		33	22		12	23.33	13	6,292
	22	8	4				8			8	8		4	42.50	2	
	23	6	6				6			6	6				5	9,960
	24	7	3				2			7	7				3	4,333
	25	13	10	3			13	5		13	13		4	31.25	3	4,333
	26	17	17				17	1		17	17		3	38.33	10	6,990
	27	22	21	1			22	2		22	22	1	1		17	7,658
	28	14	13	1			14	5		14	14		1		18	7,944
	29	21	19	2			21			21	21		2		13	4,815
	30	24	22	2			24	5		24	24		2		17	7,382
	31	28	16	12			27	11		28	27	1	2		20	6,225
	32	25	16	9			24	8	2	25	25	1	12	42.66	11	5,345
													9	29.33	14	5,764
	33	28	11	17			28	16	2	28	28	3	17	31.17	8	6,087
	34	48	24	21	2	1	48	11		45	45		21	38.23	13	7,230
	35	33	13	19			32	21	4	32	32		19	38.26	6	4,350
	36	47	14	32			47	30		46	46	5	32	47.96	7	3,214
	37	11	7	7			11	8		11	11		4	26.75	2	
	38	94	28	65		1	93	65	2	93	92	12	62	35.66	12	42,500
	39	59	22	35		2	58	14		57	56	1	31	36.16	15	6,166
	40	53	17	36			46	26	6	53	52	6	35	30.54	9	5,333
	41	46	15	28		3	46	12	7	43	43	1	25	45.04	9	8,411
	42	64	17	45	1	1	64	30	1	62	60	3	42	40.57	5	5,100
	43	70	24	38	8		62	31	5	62	60	4	45	32.66	11	5,345
	45	41	24	11		2	41	14		39	39	1	9	29.44	24	7,187
	46	42	24	18			42	21	5	42	42	2	17	31.64	16	7,031
	47	36	23	13			36	18	1	36	36	3	11	28.45	21	5,928
	48	22	19	3			22	1		22	22		3	43.66	18	7,061
	49	6	4				5			6	6		2		4	8,250
	50	14	12	1	1		14	8	1	13	13		3		13	7,730
	51	9	5		1		8	3		8	7				5	6,960
	52	16	9				15	3	1	16	16		7	44.28	7	8,500
	53	5					5			5	5		5	21.80		
	54	78	47	28	2	1	78	26	1	75	75	4	30	37.06	39	6,987
	55	43	24	18	1		43	16		42	42	1	18	36.33	15	6,300
	57	41	35	6			41	5		41	41		5	35.60	32	7,062
	58	15	7	7			14			14	14		6	50.00	7	8,571
	59	94	55	32	1	2	93	36	6	87	86	5	29	42.82	47	7,055
	60	36	26	10			36	8	3	36	36		10	36.10	19	7,078
	61	36	26	8			35	5		36	36		8	27.50	26	7,226
	62	40	24	16			39	9		40	40	2	16	47.25	17	7,323
	63	36	22	14			34	10	1	36	36		13	41.61	18	7,472
	64	60	30	30			57	17		60	60		29	36.55	19	8,447
	65	45	25	19		1	44	14		44	44	1	19	38.57	22	5,468
	66	17	8			1	15	7		16	16		7	31.00	6	13,083
	67	25	9	15			25	2	2	24	24		16	37.62	3	9,000

¹For renter - occupied dwelling units and vacant nonseasonal not dilapidated units, for rent.
²For owner - occupied dwelling units and vacant nonseasonal not dilapidated units, for sale only.

HOUSING—BLOCK STATISTICS

Table 3.—CHARACTERISTICS OF HOUSING FOR WARDS, BY BLOCKS: 1950—Con.

Ward	Block	All dwelling units by occupancy and tenure					All dwelling units by condition and plumbing facilities			Occupied dwelling units			Contract monthly rent ¹		Value ² of one-dwelling-unit structures	
		Total	Owner occupied	Renter occupied	Vacant non-seasonal not dilap. for rent or sale	Other vacant and non-resident	Number reporting	No private bath or dilap.	No running water or dilap.	Total	Persons per room		Number reporting	Average monthly rent (dollars)	Number reporting	Average value (dollars)
											Number reporting	1.51 or more				
3	68	19	6	13		15	2		19	19	2	13	371.5	1		
	70	3		3					3	3	1	2				
	71	35	3	32		33	26		35	34	17	32	38.65	1		
	73	16	6	10		16	1		16	16		10	51.80	3	21,000	
	74	26	12	14		25			26	26		12	58.75	9	9,333	
	75	26	12	14		23	2		26	26	1	14	34.92	7	11,571	
	76	34	24	10		34	6		34	34	1	10	44.30	16	7,531	
	77	20	9	11		20	6	1	20	20		8	50.75	6	8,166	
	78	23	15	7		23	5		22	22	1	6	32.16	11	6,681	
	80	28	13	14		28	1	1	27	27		14	36.78	13	8,461	
	81	30	24	6		30	1		30	30	1	5	41.00	24	6,154	
	82	32	30	2		32			32	32		2		29	7,837	
	83	20	18	2		20	1	1	20	20		2		16	7,781	
	84	1														
	4	86	31	21	9		31	2		30	30		9	45.55	20	7,290
87		53	30	23		53	13		53	53		23	35.34	27	6,870	
88		6	3	3		6	1		6	6	1	3	40.33	1		
89		25	12	13		25	1		25	25	1	13	46.15	7	9,000	
90		34	19	14	1	33	1	1	33	31		13	60.23	9	8,277	
91		33	13	19	1	32	2		32	31		17	45.88	10	11,110	
92		27	10	16		26	2		26	26	1	16	58.18	6	12,166	
93		11	6	5		11	1		11	11		5	67.00	2		
94		19	5	12	2	19	5		17	17		12	59.58	5	9,200	
96		23	5	17	1	23	15		22	22	1	17	37.88	1		
97		13	1	12		12	7		13	13	2	12	36.00	1		
107		15	1	13	1	15	1		14	14		13	34.15	1		
109		42	10	31		42	26		41	41	2	30	43.03	6	5,333	
110		37	9	27	1	36	6		36	36	2	27	38.96	6	5,683	
111		45	10	35		45	13		45	45	3	32	50.12	6	9,250	
112		22	8	14		22	9		22	22	1	13	50.38	5	8,500	
113		52	9	42		52	12		51	49		40	54.35	4	11,000	
114		37	11	25	1	37	12		36	36	1	25	43.44	4	10,750	
115		34	20	14		34	11		34	34		14	41.57	13	8,400	
116		6	2	4		6	2		6	6		4	21.50	2		
117		44	31	12	1	44	6		43	43		12	41.25	25	7,580	
118		33	22	9	2	33	1		33	30		9	38.55	21	8,261	
119		38	34	4		38	4		38	38		3	27.00	34	8,750	
120		44	13	30	1	44	1		43	43	1	12	41.16	30	8,340	
121		32	22	10	1	32	2		30	30		8	41.25	21	8,690	
122		34	22	11	1	33	1	1	33	32		10	46.20	16	8,231	
123		16	4	11		16	6		16	16	1	2		3	7,166	
124		16	5	11		16	6		16	16	1	11	38.72	2		
125		28	12	14	1	28	6	1	26	26	1	15	55.13	5	12,000	
126		17	4	13		17	8		17	17		13	51.15	2		
128		9		9		9	7		9	9	1	9	23.22			
129		13		11	2	13	4		11	11		10	45.90			
137		37	6	31		37	26		37	37	7	31	37.45	3	9,666	
139		45	14	30		45	29		44	44	6	27	29.59	5	3,500	
140		33	16	17		33	13		33	33	1	17	34.76	10	6,050	
141		33	14	19		32	22		33	32	2	16	33.62	6	5,166	
142		29	14	15		29	17		29	29	4	15	44.06	7	5,785	
143		25	16	9		25	4		25	24	1	9	44.88	12	5,041	
144		27	16	11		26	7		27	27	2	9	37.22	13	6,230	
145		20	15	5		20	4		20	20	1	4	38.75	15	6,333	
146		5	1	4		5	3		5	5		4	18.25	1		
147		6	2	4		6	6		6	6		4	35.00	2		
148		24	22	2		23			24	23	1	2		20	8,040	
149		21	14	6		20	3		20	20		5	58.00	13	7,938	
150		27	17	9	1	27	6		26	26		9	20.44	18	8,605	
151		25	18	7		24	11	4	25	25	1	7	29.14	15	6,226	
152		9	6	3		9	4		9	9		2		6	4,416	
153		30	18	11		28	4	1	29	28		11	35.00	13	6,261	
154		41	24	16	1	41	15		40	40	3	16	42.81	16	6,737	
155		35	24	11		35	15		35	35		11	37.54	16	6,531	
156		28	15	13		28	10	2	28	28	1	12	40.25	9	6,533	
157		20	7	13		20	11		20	20	1	13	41.46	4	8,500	
158		27	16	11		27	13		27	27		9	35.55	13	5,876	
159		4	4			4	1		4	4		4		4	6,375	
161		36	17	19		36	19	1	36	36	4	18	52.94	13	5,807	
162	18	11	7		18	10		18	18	2	7	27.57	5	3,600		
163	29	14	15		28	15		29	29	1	14	44.35	8	6,312		
164	36	15	21		35	19	6	36	36	1	21	38.71	7	5,000		
165	29	12	17		29	10		29	29	1	16	30.37	6	7,333		
166	38	12	26		38	24	2	38	36	5	23	25.13	7	5,285		
167	25	15	10		25	13	3	25	25		9	30.88	9	4,533		
168	31	7	24		31	26		31	31	4	22	35.09	2			
169	46	16	30		46	30	13	46	45	7	28	32.17	9	5,444		
170	3	1	2		3	2		3	3		2		1			
172	18	6	12		15	11		18	18	5	12	39.83	2			
173	43	12	31		41	27	2	43	42	10	30	28.70	8	5,000		
174	62	26	35	1	61	33	1	61	60	5	35	45.65	14	5,750		
175	31	13	18		31	7		31	31		17	45.17	8	8,250		
176	13	7	6		13	5		13	13	1	5	77.40	5	6,300		
177	29	12	16		28	14	7	28	28		16	24.06	8	6,812		
178	65	5	60		60	54	27	65	64	24	3	34.93				

¹For renter - occupied dwelling units and vacant nonseasonal not dilapidated units, for rent.
²For owner - occupied dwelling units and vacant nonseasonal not dilapidated units, for sale only.

HAMILTON, OHIO

Table 3.—CHARACTERISTICS OF HOUSING FOR WARDS, BY BLOCKS: 1950—Con.

Ward	Block	All dwelling units by occupancy and tenure					All dwelling units by condition and plumbing facilities			Occupied dwelling units			Contract monthly rent ¹		Value ² of one-dwelling-unit structures		
		Total	Owner occupied	Renter occupied	Vacant non-seasonal not dilap., for rent or sale	Other vacant and non-resident	Number reporting	No private bath or dilap.	No running water or dilap.	Total	Persons per room		Occupied by non-white	Number reporting	Average monthly rent (dollars)	Number reporting	Average value (dollars)
											Number reporting	1.51 or more					
4	199	45	17	28		44	19	1	45	43	2	1	26	4 31.19	11	85.00	
	200	47	17	30		46	26		47	43	6		29	4 56.2	10	60.00	
	201	33	14	19		33	13		33	33	1		19	5 13.6	9	65.22	
	202	29	14	14	1	29	19	5	28	28	6	2	14	5 7.14	9	54.44	
	203	15	9	6		15	6		15	15	1	4	6	2 9.16	5	57.00	
	204	30	10	20		28	15	6	30	30	3		20	4 13.0	5	58.00	
	205	18	7	9		17	4	1	16	16			9	3 11.1	5	68.00	
	206	22	14	8		21	7	1	22	22			8	2 9.87	9	71.11	
	207	18	12	6		18	7		18	18			6	4 33.3	9	74.44	
	208	13	11	2		13			13	13			2		10	65.50	
	209	77	46	31		75	33	11	77	77	4	1	30	4 11.6	37	65.08	
	210	15	11	3		13	2		14	14			3	3 5.66	10	76.80	
	211	32	26	6		32	5	1	32	32			5	4 24.0	23	69.17	
	212	43	24	19		43	8		43	43			19	4 53.6	17	72.05	
	213	32	18	14		31	9		32	32	1		13	3 38.4	13	83.46	
	214	46	27	18		45	18	4	45	45	4		18	2 6.55	23	72.95	
	215	32	21	11		32	10	2	32	32	2		11	3 7.81	14	60.85	
	216	4	3	1		4	1		4	4		1	1		2		
	217	47	20	26	1	47	20	3	46	46	5	1	27	6 8.85	17	68.05	
	218	52	24	28		52	26	5	52	52	5		27	4 13.3	16	77.81	
	220	19	7	12		19	6		19	19			12	3 18.3	6	94.00	
5	234	111	52	55	2	110	54	1	107	107	9	3	50	4 01.8	39	61.20	
	236	38	26	11		36	16		37	37	5	1	10	2 31.0	24	47.62	
	237	26	6	18		26	11		24	24	3		18	2 8.83	4	78.75	
	238	61	26	34	1	60	30	4	60	60	3		33	4 01.5	17	69.41	
	239	62	36	24	1	62	22	3	60	60	3		23	3 4.65	23	63.26	
	240	49	26	21	2	49	18	5	47	47	5		23	3 18.6	16	54.56	
	241	41	19	19		41	20	6	38	38	5		20	3 2.65	13	68.92	
	242	1			1												
	243	1															
	244	6	6			6			6	6					6	81.50	
	245	8	7	1		8	8		8	8	1		1		7	57.14	
	246	34	27	6		34	8		33	33	1		6	2 9.16	26	64.80	
	248	30	26	4		30	3		30	30	1		4	5 47.5	26	71.26	
	249	25	18	7		25	2		25	25	6		6	6 6.33	15	71.06	
	250	12	8	3		12	3		11	11	2		2		6	72.00	
	251	10	8	2		10	4		10	10	2		2		5	110.83	
	252	7	6	1		7	2		7	7	1		1		1	77.00	
	253	8	5	3		8	2		8	8	3		3	2 5.00	5		
	254	6	4	1	1	6	6		5	5	1		1		5	71.40	
	256	14	8	6		13	7	2	14	14	1		6	3 9.66	7	55.71	
	257	18	8	10		18	12	3	18	18	3		10	2 41.0	5	49.40	
	258	21	13	8		19	11		21	20	4		7	3 45.7	10	41.50	
	259	14	5	9		13	10		14	14	2		8	5 7.62	5	53.60	
	260	26	9	17		22	7	4	26	25	3		17	2 30.0	5	63.00	
	272	17	9	8		17	2		17	17			8	5 53.7	7	76.42	
	273	14	8	5		14	13		13	13	4		4	3 45.0	5	80.80	
	274	12	6	6		12	2		12	12	6		6	4 25.0	2		
	276	7	5	1	1	7	7		6	6	2		2		3	66.00	
	277	7	5	2		7	1		7	7	2		2		3	68.33	
	278	11	7	4		11	5		11	11	4		4	6 8.75	6	58.33	
	279	7	5	2		7	2		7	7	2		2		4	44.25	
	281	29	25	4		29	5		29	29	1		4	3 45.0	24	63.83	
	282	33	26	6		33	7	1	32	32	5		5	2 6.00	24	68.45	
	283	51	32	17	2	51	15		49	49	7		18	3 7.11	19	68.78	
	284	9	9			9	9		9	9					9	72.22	
	285	21	15	5	1	21	9		20	20	1		6	2 7.83	13	61.15	
	286	2															
	287	6	5		1	6	6	6	5	5	2		5	1 2.00	26	68.46	
	288	30	28	2		30	8		30	30	2		2		26	68.04	
	289	36	28	8		36	10		36	35	1		8	3 07.5	24		
	290	52	27	25		51	24		52	52	5		23	4 63.0	22	72.13	
	291	38	21	17		34	12		38	37	2		15	4 19.3	12	65.00	
	303	10	5	5		10	3		10	10	5		5	5 12.0	3	72.66	
	304	45	15	29	1	45	23		44	44	3		29	3 7.00	12	60.00	
	305	29	20	9		29	8		29	29	3		8	4 06.2	17	78.52	
	306	22	14	8		22	2		22	22	1		7	4 11.4	14	87.50	
	307	18	15	2		18	1		17	17	1		1		13	74.53	
	308	25	15	9	1	25	5		24	24	10		10	3 8.60	11	74.09	
	309	41	13	26	2	41	25	4	39	38	8		28	3 52.8	8	54.37	
	310	15	11	4		14	2		15	15	2		4	3 65.0	9	82.44	
	313	16	8	8		16	10	3	16	16	2		7	3 22.8	5	71.60	
	314	12	11	1		11	4	2	12	11	2		1		10	73.20	
	315	26	17	9		26	6		26	26	1		9	3 8.22	13	71.92	
	316	36	11	25		36	17	11	36	36	6		24	3 12.0	10	72.00	
	317	25	17	6		25	2		23	23	4		4	4 05.0	13	70.38	
	318	2															
	319	17	16	1		17	1		17	17			1		14	74.78	
	320	21	13	6	1	20	8		19	19	2		5	5 1.60	13	65.92	
	321	3	2	1		3	3		3	3					2		
	322	11	11			11			11	11					11	83.27	
	323	23	21	1		22	4		22	22			1		21	58.33	
	324	10	8	2		10	3	1	10	10	1		2		8	53.75	
	325	36	30	5	1	35	10	1	35	35	6		5	3 5.00	26	48.00	

¹For renter - occupied dwelling units and vacant nonseasonal not dilapidated units, for rent.
²For owner - occupied dwelling units and vacant nonseasonal not dilapidated units, for sale only.

HOUSING—BLOCK STATISTICS

Table 3.—CHARACTERISTICS OF HOUSING FOR WARDS, BY BLOCKS: 1950—Con.

Ward	Block	All dwelling units by occupancy and tenure					All dwelling units by condition and plumbing facilities			Occupied dwelling units			Contract monthly rent ¹		Value ² of one-dwelling-unit structures		
		Total	Owner occupied	Renter occupied	Vacant non-seasonal not dilap., for rent or sale	Other vacant and non-resident	Number reporting	No private bath or dilap.	No running water or dilap.	Total	Persons per room	Occupied by non-white	Number reporting	Average monthly rent (dollars)	Number reporting	Average value (dollars)	
5	326	26	16	10			26	10	1	26	26	2	10	378.0	10	51.60	
	327	31	24	7			31	15	1	31	31	2	7	280.0	19	6.373	
	328	40	33	7			40	19		40	39		7	5128	28	7.475	
	329	18	9	9			18	17	3	18	17		7	338.5	9	7.555	
	330	26	15	11	1		26	16		26	26	1	11	487.2	6	8.083	
	332	25	18	7			25	11	2	25	24	1	13	433.8	8	5.812	
	333	9	9				9	5		9	9				9	5.111	
	334	10	6	4			10	1		10	10		4	375.0	6	5.466	
	335	22	16	6			22	4		22	22		5	600.0	15	7.406	
	336	15	11	4			15	3	1	15	15		4	347.5	10	7.250	
	337	31	17	13	1		31	8		30	30	2	12	384.1	12	8.625	
	338	25	23	2			24	1		25	25		2		23	8.543	
	339	23	20	3		1	23	4		21	21		5	640	15	8.086	
	340	33	26	7			32	2	1	33	33	1	6	300.0	24	4.275	
	341	33	26	7			32	1	1	33	33		12	490.8	11	6.090	
	342	27	24	3		2	24	9	3	21	21	3	3	300.0	15	5.540	
	343	24	17	7	1		21	12	7	21	21	6	4	252.5	17	3.723	
	344	24	17	7			15	9	4	15	15	2	5	216.0	9	3.311	
	345	21	20	1			21	2	17	21	21	6	6	325.0	17	4.105	
	346	35	28	7		1	35	26	13	34	34	5	8	261.2	16	4.081	
	360	4	4				15	10	6	14	14	2	1		7	4.714	
	361	7	6	1		1	7	4	1	7	7	1	1		6	4.333	
	362	11	10	1			11	11	2	11	11	2	1		10	3430	
	6	292	22	16	6		21	17	12	22	22	6	3	5	240.0	10	4.100
		298	96	96	1		96	7	5	96	96	10	12	96	3292		
		299	9	8	1		9	7		9	9		1		8	3.325	
		300	25	19	6		25	25	24	25	25	9	4		17	2.882	
		301	35	16	20		35	35	30	36	36	11	6	18	196.1	10	2.760
		302	54	29	25		52	49	42	54	52	23	5	21	211.9	23	2.165
		303	8	4	4		7	7	7	8	8	6	2	2		2	
		340	10	9	1		10	10	10	10	10	3	3	2		7	2400
		341	9	5	3		9	9	9	9	9	3	2	2		7	2140
		342	13	7	6		13	13	13	13	13	5	5	5	140.0	7	2.357
		343	13	5	8		13	13	13	13	13	7	7	8	195.0	5	2.200
		344	13	8	5		13	13	13	13	13	9	8	8	201.2	5	2.360
345		13	7	6		13	13	13	13	13	3	3	3	142.8	3	2.766	
346		21	13	8		21	21	21	21	21	10	1	7	278.5	12	1.591	
347		8	4	4		7	7	7	8	8	1	1	3	383.3	4	5.000	
348		32	15	17		30	13	1	32	32	2	2	17	395.8	9	6.944	
349		74	50	24		74	25	1	74	74	5	24	24	366.2	34	5.867	
350		194	141	51	2	189	23	2	192	191	11	51	51	545.4	10	7.050	
351		14	9	5	1	13	9		13	13	1	4	4	425.0	5	10.100	
363		9	6	3		9	5		9	9	1	3	3	383.3	3	6.000	
364		15	13	2		15	2		15	15		2	2		13	6.446	
365		19	15	3	1	19	3		18	18	1	3	3	396.6	14	7.107	
366		29	20	9		29	6		29	29	1	8	8	457.5	15	8.133	
367		12	9	3		12	4		12	12	1	3	3	500.0	6	7.916	
368		20	16	4		20	2		20	20	1	4	4	337.5	14	8.071	
369		3	3			3			3	3					3	7.666	
370		2	2			2			2	2					2		
371		18	14	4		18	2		18	18		4	4	550.0	13	7.561	
372		8	7	1		8	2		8	8		1	1		7	5.214	
373		11	7	4		11	2		11	11	1	4	4	250.0	4	7.450	
375		2				2			2	2					2		
377		4	3	1		4	4	1	4	4	1				2		
378		9	9			9			9	9					9	7.388	
379		40	37	3		39	4		40	40	1	2	2		32	7.803	
380		20	17	3		20	1		20	20		3	3	426.6	16	9.356	
381		36	18	18		36	13		36	36	2	17	17	394.1	13	7.769	
382		32	23	9		32	8	2	32	32	1	7	7	322.8	19	7.194	
383		7	6	1		7	1	1	7	7					6	7.333	
384		14	11	3		14	1	1	14	14	1	3	3	466.6	7	6.342	
385		29	13	16		27	8	4	29	29	2	16	16	450.0	10	5.860	
386		9	7	2		9	3		9	9		2	2		5	7.500	
387		35	12	22	1	34	10		34	34		20	20	360.0	7	8.785	
388		17	13	4		17	3	1	17	17	1	4	4	27.75	11	8.936	
389		26	12	14		26	2		26	25		13	13	463.0	7	9.785	
390		26	19	7		26	1		26	26		7	7	455.7	16	7.625	
391	7	7			7	2		7	6					7	5.785		
392	21	16	5		21	2	1	21	21		5	5	380.0	15	6.620		
393	15	11	4		15	11	6	15	15	2	4	4	205.0	8	4.287		
394	13	7	6		13	13	5	13	13		6	6	283.3	7	4.857		
395	1				1			1	1					1			
396	4	1	3		4	2	1	4	4		3	3	323.3	1	6.500		
398	26	23	3		26			26	26		3	3	566.6	21	7.035		
399	25	14	11		25	4		25	25		8	8	302.5	14	7.446		
400	20	18	2		20			20	20		2	2		13	9.150		
401	26	16	7		26	2		23	23		8	8	390.0	10	7.406		
403	37	21	16		37	8		37	37		13	13	457.6	16	7.300		
404	25	13	11	1	25	3		24	24	1	10	10	335.0	10	6.406		
405	22	19	3		22	6	3	22	22		3	3	533.3	16	6.055		
407	19	11	7	1	18	6		18	16	1	8	8	368.7	9	8.000		
408	7	4	3		7			7	7		3	3	450.0	4			
409	18	16	2		18	1		18	18		1	1		14	5.671		

¹For renter - occupied dwelling units and vacant nonseasonal not dilapidated units, for rent.
²For owner - occupied dwelling units and vacant nonseasonal not dilapidated units, for sale only.

Table 3.—CHARACTERISTICS OF HOUSING FOR WARDS, BY BLOCKS: 1950—Con.

Ward	Block	All dwelling units by occupancy and tenure					All dwelling units by condition and plumbing facilities			Occupied dwelling units			Contract monthly rent ¹		Value ² of one-dwelling-unit structures	
		Total	Owner occupied	Renter occupied	Vacant non-seasonal not dilap., for rent or sale	Other vacant and non-resident	Number reporting	No private bath or dilap.	No running water or dilap.	Total	Persons per room		Number reporting	Average monthly rent (dollars)	Number reporting	Average value (dollars)
											Number reporting	1.51 or more				
6	410	27	22	5		27	10		27	27						
	411	22	17	5		22	2		22	22	1	3	5 06.66	19	5 88.9	
	412	11	6	5		11	2		11	11	1	5	5 06.60	15	8 36.66	
	413	27	16	10		26	3		26	26		10	2 34.0	13	8 50.0	
	414	24	16	8		24	3		24	23		7	4 80.0	12	8 00.0	
	415	35	20	15		34	3		35	34		13	3 65.7	13	6 97.5	
	416	12	8	4		12			12	12		4	3 89.2	13	6 18.4	
	417	16	10	6		16	2		16	16	1	5	5 85.0	10	9 25.0	
	418	19	13	6		19	2		19	19		6	3 90.0	12	8 06.0	
	419	56	47	7	2	56	6		54	54		7	3 96.6	12	7 08.3	
													60.85	46	8 94.1	
	420	14	14			14			14	14			9.664	14	9.664	
	421	19	19			19			19	19			9.184	19	9.184	
	422	18		7		18	3		18	18	1	5	3 58.0	8	10 00.0	
	423	25		10		25	4	1	25	25		8	4 17.5	8	8 87.5	
	424	15	11	3	1	15			14	14		4	7 47.5	9	6 33.3	
	425	20	16	3	1	20	1		19	19		4	4 87.5	13	6 93.0	
	426	21	13	7	1	20			20	19	1	8	7 67.5	10	7 80.0	
	427	20	16	4	1	20	2		20	19	1	4	3 20.0	12	7 37.5	
	428	30	22	8		30	7		30	30		8	2 71.2	18	7 35.0	
	429	12	9	3		12			12	12		3	3 76.6	8	6 50.0	
	430	14	12	2		14	2	1	14	14	1	2		10	7 09.0	
	431	7	6	1		7	1		7	7				6	6 86.6	
	432	14	12	2		14			14	13		2		12	9 25.0	
	433	20	16	4		20	2	2	20	20		4	4 65.0	14	9 69.2	
	434	20	16	4		20			20	20		4	4 37.5	14	10 50.0	
	435	20	15	3	1	20			18	17		3	6 16.6	12	12 58.3	
	436	24	20	3	1	23	1		23	22		4	4 87.5	17	10 08.8	
	437	41	31	4	4	39	1		35	35		4	4 96.0	35	9 06.2	
	439	27	17	6	6	25			21	21		6	7 08.3	21	9 24.2	
	440	31	19	12		31	6		31	31		12	4 34.1	14	8 82.1	
	442	28	24	4		28	2		28	28		4	4 62.5	20	8 55.0	
	443	21	17	4		21	2		21	21		4	4 30.0	16	8 43.7	
	444	12	10	2		12			12	12		2		9	8 42.2	
	445	11	9	1	1	11	1		10	10		1		10	7 54.0	
	446	16	10	6		14	2		16	15	1	6	4 38.3	7	8 88.5	
	447	18	8	10		18	4		18	18	6	10	4 15.0	8	7 13.7	
	448	5	4	1		5	1		5	5		1		3	7 50.0	
	449	21	19	2		20			21	20	1	2		17	9 39.4	
	450	17	13	4		17	2	2	17	17		2		13	10 84.6	
	451	19	15	4		19	1		19	19	1	3	5 46.6	13	8 46.1	
	452	18	13	5		18			18	18		4	5 25.0	13	9 34.6	
	453	27	14	10		26	5		24	24		10	4 56.0	6	12 33.3	
	454	17	16	1		17			17	17				15	11 56.6	
	455	19	16	3		18			19	19		2		13	8 53.8	
	456	29	23	5		29	3		28	28		5	3 30.0	21	8 09.5	
	457	29	23	5	1	29			29	29				26	11 57.6	
	458	13	12	1		13			13	13		1		11	10 27.2	
	459	6	6			6			6	6				5	8 60.0	
	460	21	20	1		21			21	20	1	1		20	10 65.0	
	461	14	13	1		14			14	14		1		13	11 15.3	
	462	28	25	3		28			28	28		3	3 26.6	24	9 95.0	
	463	1														
	464	10	7	3		10	1	1	10	10		3	5 83.3	7	12 57.1	
	465	2														
	467	5	4		1	4			4	4				5	8 42.0	
	468	10	10			10			10	10				10	10 05.0	
	469	19	18	1		18			19	19		1		18	10 80.5	
	470	19	16	2		19			18	18		2		15	10 76.6	
	471	17	17			17			17	17				17	11 08.8	
	472	17	16	1		16			17	16		1		15	11 86.6	
	473	57	52	5		57			57	57	1	5	4 68.0	51	9 48.0	
	474	48	33	14		48	2	1	47	47	1	13	4 05.3	25	9 89.2	
	475	30	23	7		28			30	29		9	8 04.2	18	14 44.4	
	476	27	13	8	3	26			21	20		7	4 81.1	11	11 36.3	
	477	17	16	1		15	1		17	16		1		14	11 21.4	
	478	16	12	4		16			16	16		3	5 36.6	11	10 90.9	
	479	13	11	2		13			13	13		2		11	11 40.9	
	480	17	17			17			17	17				16	10 85.0	
	481	11	9			11			9	9				9	12 61.1	
	482	3	2		1	3			2	2				3	11 66.6	
	486	17	16	1		17			17	16				15	10 60.0	
	487	18	14	4		18			18	18		4	3 60.0	14	9 96.4	
	488	15	14	1		15			15	15				14	11 32.1	
	489	12	11	1		12	1		12	11	1			9	14 33.3	
	490	53	45	3	3	52	2	2	48	46		1		42	12 90.4	
	491	15	14	1		15			15	15		1		14	9 57.1	
	492	23	22	1		23			23	23		1		22	8 70.4	
	493	19	17	2		18			19	18		2		15	10 06.6	
	494	43	40	2	1	43			42	42		2		41	9 59.7	
	495	113	99	3	11	107	21	19	102	102	2	2		87	9 95.1	
	496	15	14	1		15	1		15	15		1		13	9 84.6	
	497	12	11	1		12			12	12	1			11	9 59.0	
	498	16	15	1		16		1	16	16		1		15	9 80.0	
	499	16	13	3		15			16	12		3	5 20.0	11	16 45.4	
	500	18	13	5		18			18	18		4	5 37.5	13	9 23.0	
	501	20	18			20			20	19		2		15	9 86.6	
	502	1														

¹For renter - occupied dwelling units and vacant nonseasonal not dilapidated units, for rent.
²For owner - occupied dwelling units and vacant nonseasonal not dilapidated units, for sale only.

HOUSING—BLOCK STATISTICS

Table 3.—CHARACTERISTICS OF HOUSING FOR WARDS, BY BLOCKS: 1950—Con.

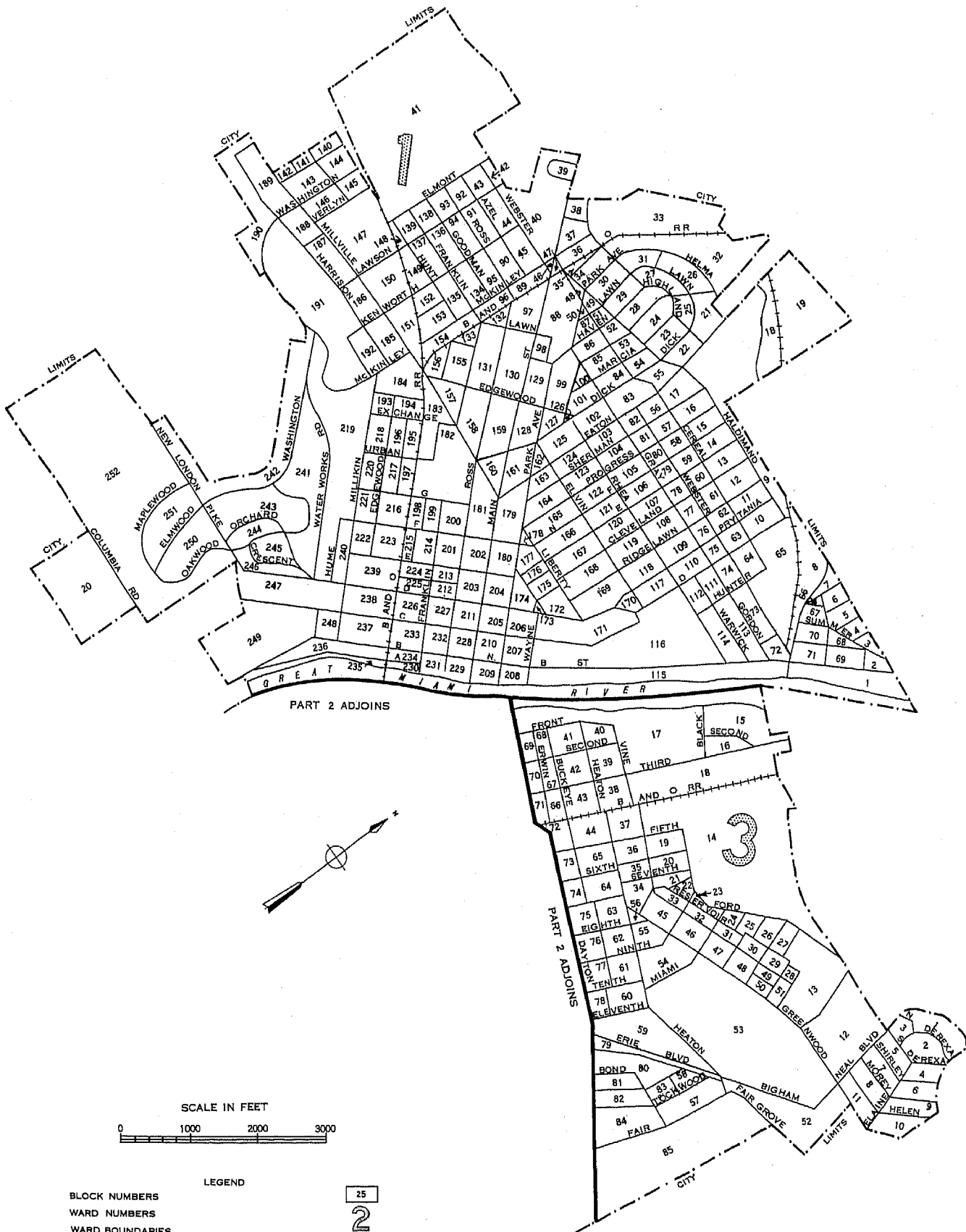
Ward	Block	All dwelling units by occupancy and tenure					All dwelling units by condition and plumbing facilities			Occupied dwelling units			Contract monthly rent ¹		Value ² of one-dwelling-unit structures									
		Total	Owner occupied	Renter occupied	Vacant non-seasonal not dilap., for rent or sale	Other vacant and non-resident	Number reporting	No private bath or dilap.	No running water or dilap.	Total	Persons per room		Occupied by non-white	Number reporting	Average monthly rent (dollars)	Number reporting	Average value (dollars)							
											Number reporting	1.51 or more												
6	503	66	64	1	1	64	9	1	65	64	2		1		65	10.004								
	504																9	7	7	9	6	7	9	8.444
	505																7	5	1	7	6	6	7	10.428
	506	6	5	1		6		6	6			1		5	9.600									

¹For renter-occupied dwelling units and vacant nonseasonal not dilapidated units, for rent.
²For owner-occupied dwelling units and vacant nonseasonal not dilapidated units, for sale only.

PO 134

HAMILTON, OHIO, BY WARDS AND BLOCKS: 1950

PART 1 OF 2 PARTS



HAMILTON, OHIO, BY WARDS AND BLOCKS: 1950

PART 2 OF 2 PARTS



LEGEND

- BLOCK NUMBERS
- WARD NUMBERS
- WARD BOUNDARIES
- U.S. DEPARTMENT OF COMMERCE, BUREAU OF THE CENSUS

25
2