


1950 UNITED STATES CENSUS OF HOUSING

U. S. DEPARTMENT OF COMMERCE • BUREAU OF THE CENSUS



HAMMOND, IND.

**BLOCK
STATISTICS**

U. S. CENSUS OF HOUSING: 1950

Volume

- I General Characteristics
- II Nonfarm Housing Characteristics
- III Farm Housing Characteristics
- IV Residential Financing
- V Block Statistics

Housing statistics for census tracts are to be included in the Population reports on census tracts.

U. S. CENSUS OF POPULATION: 1950

Volume

- I Number of Inhabitants
- II Characteristics of the Population

Succeeding volumes will cover the following subjects:

Census Tracts, Nativity and Parentage, Nonwhite Population by Race, Persons of Spanish Surname, Institutional Population, Differential Fertility, Labor Force Characteristics, Occupation, Industry, Income, Internal Migration, Education, Characteristics of Families and Households.

UNITED STATES CENSUS of HOUSING : 1950
U. S. DEPARTMENT OF COMMERCE
CHARLES SAWYER, Secretary

BUREAU OF THE CENSUS
ROY V. PEEL, Director



BLOCK STATISTICS

HAMMOND
INDIANA


Prepared under the supervision of
Howard G. Brunzman, Chief
Population and Housing Division

1950 HOUSING CENSUS REPORT

VOLUME V, PART 75

UNITED STATES GOVERNMENT PRINTING OFFICE 1951

BLOCKS • CENSUS TRACTS





BUREAU OF THE CENSUS

ROY V. PEEL, *Director*

A. ROSS ECKLER, *Deputy Director*
HOWARD C. GRIEVES, *Assistant Director*
CONRAD TAEUBER, *Assistant Director*
MORRIS H. HANSEN, *Assistant Director for Statistical Standards*
ROBERT Y. PHILLIPS, *Assistant Director for Operations*
CALVERT L. DEDRICK, *Coordinator, International Statistics*
FRANK R. WILSON, *Information Assistant to the Director*

Population and Housing Division—

HOWARD G. BRUNSMAN, *Chief*
WAYNE F. DAUGHERTY, *Assistant Chief for Housing*
ROBERT B. VOIGHT, *Assistant Chief for Operations*
HENRY S. SHRYOCK, Jr., *Assistant Chief for Population*
EDWIN D. GOLDFIELD, *Program Coordinator*

Quality and Equipment Statistics—Robert C. Hamer, *Chief*
Inventory Statistics—Carl A. S. Coan, *Chief*
Developmental Programs—J. Hugh Rose, *Chief*
Residential Financing—Junia H. Honnold, *Chief*
Territories and Possessions—Joel Williams, *Chief*
Statistical Sampling—Joseph Steinberg, *Chief*
Statistical Procedure—Morton A. Meyer, *Chief*
Processing Operations—Milton D. Lieberman, *Chief*

Administrative Service Division—WALTER L. KEHRES, *Chief*
Agriculture Division—RAY HURLEY, *Chief*
Budget Officer—CHARLES H. ALEXANDER
Business Division—HARVEY KAILIN, *Acting Chief*
Field Division—LOWELL T. GALT, *Chief*
Foreign Trade Division—J. EDWARD ELY, *Chief*
Geography Division—CLARENCE E. BATSCHULET, *Chief*
Governments Division—ALLEN D. MANVEL, *Chief*
Industry Division—MAXWELL R. CONKLIN, *Chief*
Machine Tabulation Division—C. F. VAN AKEN, *Chief*
Personnel Division—HELEN D. ALMON, *Chief*

SUGGESTED IDENTIFICATION

U. S. Bureau of the Census. *U. S. Census of Housing: 1950. Vol. V, Block Statistics, Part 75.*
U. S. Government Printing Office, Washington, D. C., 1951.

For sale by the Superintendent of Documents, U. S. Government Printing Office, Washington 25, D. C.,
or any of the Field Offices of the Department of Commerce - Price 15 cents

PREFACE

This report presents statistics on characteristics of dwelling units by blocks for the city. The tabulations are based on data from the 1950 Census of Housing, taken as of April 1, 1950. Authorization for the 1950 Census of Housing as part of the Seventeenth Decennial Census was provided by the Housing Act of 1949, approved July 15, 1949.

The major portion of the information compiled from the 1950 Census of Housing appears in Volume I, *General Characteristics*; Volume II, *Nonfarm Housing Characteristics*; Volume III, *Farm Housing Characteristics*; Volume IV, *Residential Financing*; and Volume V, *Block Statistics*. Volume V consists of separate reports, issued as bulletins for each of the 209 cities which in 1940 or in a subsequent census had a population of 50,000 or more. These reports will not be bound into a single publication.

The subjects covered in both the 1950 and 1940 reports on characteristics of dwelling units by blocks are substantially similar.

This report was prepared under the direction of Howard G. Brunsman, Chief, Population and Housing Division, and Wayne F. Daugherty, Assistant Chief for Housing. Robert C. Hamer, Chief, Quality and Equipment Statistics Section, was in charge of coordinating the content and the format of the report with assistance from Carl A. S. Coan, Chief, Inventory Statistics Section; Floyd D. McNaughton, Chief, Equipment and Facilities Unit; Beulah Washabaugh, Chief, Tenure and Vacancy Unit; and Walter A. Hines. The compilation of the statistics was under the supervision of Robert B. Voight, Assistant Chief for Operations.

The collection of the information on which these statistics are based was under the supervision of Lowell T. Galt, Chief, Field Division. The geographic work, including the assignment of all block numbers and the preparation of maps, was under the supervision of Clarence E. Batschelet, Chief, Geography Division. The data were tabulated under the supervision of C. F. Van Aken, Chief, Machine Tabulation Division.

November 1951.

HAMMOND, IND.

CONTENTS

INTRODUCTION

	Page		Page
General.....	1	Definitions and explanations—Continued	
Related reports.....	1	Condition and plumbing facilities.....	2
Census tracts.....	1	Persons per room.....	2
Use of data.....	1	Color of occupants.....	2
Comparability with 1940 Housing Census data.....	1	Contract monthly rent.....	2
Definitions and explanations.....	1	Value of one-dwelling-unit structures.....	2
Dwelling unit.....	1	Number reporting.....	2
Occupancy and tenure.....	2	Block identification.....	2

TABLES

	Page
Table 1.—Characteristics of housing for the city: 1950.....	3
Table 2.—Characteristics of housing by census tracts: 1950.....	3
Table 3.—Characteristics of housing for census tracts, by blocks: 1950.....	4

Map of city, by blocks, appears following last page of tables.

BLOCK STATISTICS

INTRODUCTION

GENERAL

Volume V of the Reports on Housing consists of a separate report for each of the 209 cities which in 1940, or in a subsequent census prior to 1950, had a population of 50,000 or more. Each report presents for the city, by blocks, tabulations for a limited number of subjects obtained in the Census of Housing. The subjects in these reports are similar to those in the block statistics supplements to Volume I of the reports of the 1940 Census of Housing. The subjects in this report present the number of dwelling units classified by occupancy and tenure, condition and plumbing facilities, persons per room, color of occupants, average contract monthly rent of renter-occupied and selected vacant units, and the average value of one-dwelling-unit owner-occupied and selected vacant structures. In table 1, the statistics for these subjects are summarized for the city. Table 2 contains the statistics for census tracts. In table 3, the data are presented by blocks within census tracts. Maps identifying the location of each block and the census tract boundaries are a part of this report.

Related reports.—Related statistics for this city are contained in the Reports on Housing, Volume I, *General Characteristics*; and in the Reports on Population, Volume I, *Number of Inhabitants*, and Volume II, *Characteristics of the Population*.

The Reports on Housing for each State in Volume I present data on the characteristics of dwelling units for the State by residence (urban, rural nonfarm, and rural farm), for standard metropolitan areas, urbanized areas, counties, for urban places, places of 1,000 to 2,500 inhabitants, and rural-nonfarm and rural-farm dwelling units for each county. Each report includes the following subjects: occupancy, tenure, race of occupants, type of structure, year built, condition and plumbing facilities, water supply, toilet and bathing facilities, number of rooms, number of persons, persons per room, electric lighting, heating equipment, heating and cooking fuels, refrigeration equipment, kitchen sink, radio, television, and, for nonfarm units, the contract monthly rent, gross monthly rent, and value of one-dwelling-unit structures.

Volume I of the Reports on Population shows the 1950 population of each county and of each minor civil division within the county. It also contains figures for each incorporated place, for each unincorporated place with 1,000 or more inhabitants, and for incorporated places of 5,000 or more by wards. A special series of tables presents data for each urbanized area giving the incorporated places and portions of minor civil divisions within it.

Volume II of the 1950 Population Reports contains statistics on the general characteristics of the population. Chapter A of this volume repeats the figures on number of inhabitants as shown in Volume I; Chapter B presents demographic, economic, and social characteristics of the population; and Chapter C gives more detailed cross-classifications for States and large cities and standard metropolitan areas.

Census tracts.—Census tracts are small areas into which certain large cities have been subdivided for statistical and local administrative purposes. In most cases the tracts are permanently established, so that comparison may be made from census to census. The boundaries of tracts are established so as to include approximately equal numbers of inhabitants or equal areas; and each tract is designed to represent an area that is fairly

homogeneous in population characteristics. Although the tracted areas of some cities extend into the suburbs, the data shown in this report are restricted to the tracts within the corporate limits of the city.

Use of data.—The tabulation of housing characteristics for areas as small as city blocks provides descriptive material of considerable value for technical studies of housing in the city. The statistics will be useful in compiling totals for special types of areas that may be defined to meet the requirements of individual investigators. Users of the data should bear in mind that in practically all cases the data for a given block represent the work of only one enumerator. Consequently, housing characteristics for blocks are subject to a wider margin of error than is to be expected in the figures for tracts or wards which represent returns made by a number of enumerators. Misinterpretation of instructions by one enumerator may cause a significant bias in the statistics for a block even though it may have a negligible effect upon the figures for larger areas. For example, the enumeration of "condition" depended to a considerable extent upon the judgment of the individual enumerator. Also, failure to indicate the correct block number for a significant number of dwelling units may introduce errors into the block data.

Comparability with 1940 Housing Census data.—In the 1940 Census of Housing, reports entitled "Block Statistics" were issued as supplements to the first series of Housing bulletins. These supplements consisted of separate reports for each of the 191 cities which had 50,000 inhabitants or more in 1930.

In the 1950 reports, the block numbers used are different, in most cases, from those used in the 1940 reports. Therefore, to compare 1940 and 1950 data for a given block, it is necessary to locate the block on the maps to obtain the corresponding 1940 and 1950 block numbers.

The subjects in both the 1940 and 1950 reports are substantially similar. However, data on number of structures, year built, and mortgage status have been omitted from the 1950 report. Furthermore, in the 1940 reports average contract or estimated monthly rent was reported for all dwelling units while in 1950 average contract monthly rent is reported for some, and average value for other, dwelling units.

DEFINITIONS AND EXPLANATIONS

More detailed and complete definitions are presented in Volume I of the Housing Reports.

Dwelling unit.—In general, a dwelling unit is a group of rooms or a single room, occupied or intended for occupancy as separate living quarters, by a family or other group of persons living together or by a person living alone.

A group of rooms, occupied or intended for occupancy as separate living quarters, is a dwelling unit if it has separate cooking equipment or a separate entrance. A single room, occupied or intended for occupancy as separate living quarters, is a dwelling unit if it has separate cooking equipment or if it constitutes the only living quarters in the structure. Also, each apartment in a regular apartment house is a dwelling unit even though it may not have separate cooking equipment. Excluded from the dwelling unit count are large rooming houses, institutions, dormitories, and transient hotels and tourists courts.

In the 1940 Census, a dwelling unit was defined as the living quarters occupied or intended for occupancy by one household.

A household consisted of a family or other group of persons living together with common housekeeping arrangements, or a person living entirely alone. However, the enumerator was not explicitly instructed to define rooms as dwelling units on the basis of cooking equipment or separate entrance.

The number of dwelling units in the 1950 Census may be regarded as comparable with the number of dwelling units in the 1940 Census. Some living quarters may have been classified as separate dwelling units in the one census and not in the other. Further, in the 1950 Census, living quarters with five or more lodgers were not tabulated as dwelling units; generally, such quarters were included in the 1940 dwelling unit count. However, the net effect of these changes is probably small.

Occupancy and tenure.—Dwelling units are classified by occupancy and tenure into four groups: owner-occupied; renter-occupied; vacant nonseasonal not dilapidated, for rent or sale; and other vacant and nonresident. A dwelling unit is classified as owner-occupied if it was owned wholly or in part by the head of the household or by some related member of his family living in the dwelling unit. All other occupied units are classified as renter-occupied whether or not cash rent was actually paid for living quarters. Rent-free units and living accommodations received in payment for services performed are thus included with the renter-occupied units.

A dwelling unit is considered vacant if no persons are living in it at the time of enumeration. New units not yet occupied were enumerated as vacant dwelling units if construction had proceeded to the extent that all the exterior windows and doors were installed and final usable floors were in place. The classification "Vacant nonseasonal not dilapidated, for rent or sale" is descriptive of the vacant dwelling units reported in this classification. "Other vacant and nonresident" units include all dilapidated and seasonal vacant units as well as the not dilapidated units which were not for rent or sale.

Because of changes in enumeration procedures, the counts of total vacant units in 1940 and 1950 are not strictly comparable. In 1940, vacant units were enumerated if they were habitable; units uninhabitable and beyond repair were excluded from the enumeration. In 1950, units were included regardless of condition if they were intended for occupancy as living quarters. Therefore, no comparison should be made between the data on "vacant nonseasonal not dilapidated, for rent or sale" units from the 1950 Census and data in the 1940 Census reports.

In both censuses, dwelling units occupied entirely by non-residents were included with vacant units not for rent or sale. Trailers, tents, houseboats, and railroad cars which were vacant were excluded from the dwelling unit inventory in both 1950 and 1940.

Condition and plumbing facilities.—Data on condition of a dwelling unit are shown in combination with data for selected plumbing facilities and are, therefore, limited to units for which both condition and plumbing facilities are reported. Plumbing facilities include water supply, toilet facilities, and bathing facilities.

The category "with private bath" includes those dwelling units reported with both a flush toilet and a bathtub or shower inside the structure for the exclusive use of the occupants of the unit. The category "no private bath" includes those dwelling units not having private flush toilet or not having private bathing facilities. The "no running water" category includes units with only piped running water outside the structure or with only other sources such as a hand pump.

A dwelling unit is "dilapidated" when it is run-down or neglected, or is of inadequate original construction, so that it does not provide adequate shelter or protection against the elements or it endangers the safety of the occupants.

Persons per room.—The number of persons per room has been computed for each occupied dwelling unit by dividing the number

of persons in the dwelling unit by the number of rooms in the dwelling unit. All persons enumerated in the Population Census as members of the household (including lodgers, servants, and other nonrelated persons) are counted in determining the number of persons that occupy the dwelling unit. The number of rooms in the dwelling unit includes all rooms available for living quarters throughout the year. Not counted as rooms are bathrooms, closets, pantries, halls, screened porches, and unfinished rooms in the basement and attic.

Color of occupants.—Occupied dwelling units are classified by color of head of household according to the definition used in the 1950 Census of Population. The group designated as "non-white" consists of Negroes, Indians, Japanese, Chinese, and other nonwhite races. Persons who are not definitely Indian or of other nonwhite race are classified as white.

Contract monthly rent.—Contract monthly rent is the rent, at the time of enumeration, contracted for by the renter regardless of whether it includes furniture, heating fuel, electricity, cooking fuel, water, or personal services.

Monthly rent for vacant dwelling units is the amount asked for the dwelling unit at the time of enumeration. The average monthly rent relates to renter-occupied dwelling units and vacant nonseasonal not dilapidated units for rent. Dwelling units which are occupied "rent-free" are not included with the units reporting rent.

Value of one-dwelling-unit structures.—Average value is shown for owner-occupied dwelling units and vacant nonseasonal not dilapidated units which are for sale only. Value is shown only if the unit is in a one-dwelling-unit structure without business and if it is the only dwelling unit included in the property. The value represents the amount for which the owner estimates that the property, including such land as belongs with it, would sell under ordinary conditions and not at a forced sale. For vacant units, value is the sale price asked by the owner.

Number reporting.—Occupancy and tenure are reported for all dwelling units, and color of occupants is reported for all occupied units. The corresponding distributions for these subjects in table 1 are based on all dwelling units and on occupied units, respectively. For all other subjects, the distributions are based on the units for which the specific characteristics are reported, that is, the "Number reporting."

The number of dwelling units for which the enumerator obtained no report on a particular item is shown for the city totals only; however, the number "not reported" can easily be derived for each area in tables 2 and 3 by subtracting the number reporting from the total number of dwelling units (or total occupied).

Block identification.—A map or series of maps is included in this report showing block numbers for each block, number and letter designations for tracts, and the names of principal streets.

Blocks are identified by serial numbers, a separate series of numbers being used for each tract. Thus, the location of each block for which data are presented in table 3 may be determined by referring to the tract and block number shown on the map. Similarly, data for a specific block may be located in the table by reference to the map for identification numbers of the tract and block.

If no dwelling units are reported for a block, the block number is not listed in table 3, although it is shown on the map. Dwelling units for which the block number was not reported are indicated in the table by the symbol "NR." Detailed data are not shown for such dwelling units, nor for blocks containing fewer than three dwelling units. Average monthly rent is not shown when the monthly rent was reported for fewer than three dwelling units. Average value is not shown when the value of one-dwelling-unit properties was reported for fewer than three dwelling units. All dwelling units are included, however, in the statistics for the city and for each tract.

Table 1.—CHARACTERISTICS OF HOUSING FOR THE CITY: 1950

Subject	Number	Percent	Subject	Number	Percent
OCCUPANCY AND TENURE			PERSONS PER ROOM		
All dwelling units.....	25,745	100.0	Occupied dwelling units.....	25,230	...
Owner occupied.....	15,796	61.4	Number reporting... 1.50 or less.....	24,982	100.0
Renter occupied.....	9,434	36.6	1.51 or more.....	24,148	96.7
Vacant nonsensonal not dilapidated, for rent or sale.....	228	0.9	Not reported.....	834	3.3
Other vacant and nonresident.....	287	1.1		248	...
CONDITION AND PLUMBING FACILITIES			CONTRACT MONTHLY RENT		
All dwelling units.....	25,745	...	Renter-occupied, and vacant nonsensonal not dilapidated units, for rent—Number reporting.....	8,943	...
Number reporting.....	25,220	100.0	Total contract monthly rent..... dollars.....	395,320	...
With private bath, not dilapidated.....	21,899	86.8	Average monthly rent..... dollars.....	44.20	...
No private bath, with running water, not dilapidated.....	1,935	7.7			
No running water or dilapidated.....	1,386	5.5			
Condition or plumbing facilities not reported.....	525	...			
No private bath or dilapidated.....	3,321	13.2	VALUE OF ONE-DWELLING-UNIT STRUCTURES		
COLOR OF OCCUPANTS			Owner-occupied, ¹ and vacant nonsensonal not dilapidated units, for sale only—Number reporting.....	11,977	...
Occupied dwelling units.....	25,230	100.0	Total value or sale price..... dollars.....	114,711,900	...
White.....	24,934	98.8	Average value..... dollars.....	9,578	...
Nonwhite.....	296	1.2			

¹Restricted to 1-dwelling-unit properties.

Table 2.—CHARACTERISTICS OF HOUSING BY CENSUS TRACTS: 1950

Census tract	All dwelling units by occupancy and tenure					All dwelling units by condition and plumbing facilities			Occupied dwelling units			Contract monthly rent ¹		Value ² of one-dwelling-unit structures		
	Total	Owner occupied	Renter occupied	Vacant nonsensonal not dilap., for rent or sale	Other vacant and nonresident	Number reporting	No private bath or dilap.	No running water or dilap.	Total	Persons per room		Occupied by non-white	Number reporting	Average monthly rent (dollars)	Number reporting	Average value (dollars)
										Number reporting	1.51 or more					
TOTAL	25 745	15 796	9 434	228	287	25 220	3 321	1 386	25 230	24 982	834	296	8 943	44.20	11 977	9 578
HM-1	2 345	1 567	7 18	31	29	2 318	5 03	2 27	2 285	2 274	8 7	1	6 98	39.93	9 39	8 660
HM-2	1 970	1 361	5 93	4	12	1 945	3 9	6	1 954	1 942	2 7		5 63	47.80	10 61	11 095
HM-3	1 611	9 60	6 80	12	19	1 589	2 42	6 9	1 580	1 560	5 8		5 76	39.65	6 74	7 9 53
HM-4	1 929	1 218	6 61	19	31	1 858	4 21	1 16	1 879	1 850	6 9		6 21	43.08	7 60	7 6 17
HM-5	2 115	6 44	14 31	20	20	2 031	6 72	3 19	2 075	2 041	14 3	4 5	1 377	43.26	3 35	6 5 00
HM-6	1 887	1 042	8 12	12	21	1 851	2 77	1 32	1 854	1 843	6 4		7 83	44.56	7 56	7 3 17
HM-7	2 118	1 073	10 17	7	21	2 072	3 17	2 18	2 090	2 067	4 0		9 82	48.34	7 61	9 4 98
HM-8	1 534	7 56	7 53	10	15	1 496	3 20	1 23	1 509	1 487	8 7	2 39	6 87	34.56	4 81	6 5 40
HM-9	3 514	2 790	6 12	57	55	3 434	2 01	8 4	3 402	3 380	9 4		5 34	45.36	2 502	9 4 63
HM-10	1 640	8 30	7 88	11	11	1 605	6 1	6	1 618	1 597	5 9		7 63	59.00	6 95	1 6 5 65
HM-11	1 723	1 101	5 94	12	16	1 705	8 2	4 3	1 695	1 669	2 1		5 63	45.70	8 85	9 4 13
HM-12	1 824	1 098	6 69	28	29	1 795	1 77	3 8	1 767	1 762	7 7		6 32	35.18	8 73	9 4 64
HM-13	1 535	1 356	1 66	5	8	1 521	9	5	1 522	1 510	8		1 64	49.51	1 255	10 9 87

¹For renter-occupied dwelling units and vacant nonsensonal not dilapidated units, for rent.

²For owner-occupied dwelling units and vacant nonsensonal not dilapidated units, for sale only.

HOUSING—BLOCK STATISTICS

Table 3.—CHARACTERISTICS OF HOUSING FOR CENSUS TRACTS, BY BLOCKS: 1950
 [Detailed statistics not shown for blocks containing fewer than 3 dwelling units, nor for dwelling units not allocated by blocks (designated by NR)]

Census tract	Block	All dwelling units by occupancy and tenure					All dwelling units by condition and plumbing facilities			Occupied dwelling units			Contract monthly rent ¹		Value ² of one-dwelling-unit structures	
		Total	Owner occupied	Renter occupied	Vacant non-seasonal not dilap., for rent or sale	Other vacant and non-resident	Number reporting	No private bath or dilap.	No running water or dilap.	Total	Persons per room		Number reporting	Average monthly rent (dollars)	Number reporting	Average value (dollars)
											Number reporting	1.51 or more				
HM-1	2	69	66	3					69	69	17				1	
	4	1														
	5	65	32	12	16	5	65	38	6	44	44	6	27	831.1		
	7	6								6	6					
	9	5								4	4		42	30.00	1	
	10	9	5							6	6		23	16.6		
	12	1				1				1	1		3	23.14	3	2,700
	13	3								3	3		1			
	14	1								1	1		1			
	19	11	2							10	10	1	2	29.44	5	6,360
	21	8								8	8					
	22	4								4	4					
	23	2								2	2					
24	2								2	2						
25	5								5	5						
26	4								4	4						
27	2								2	2						
28	7								7	7						
29	3								3	3						
30	1								1	1						
31	4								4	4						
32	8								8	8						
33	2								2	2						
34	4								4	4						
35	4								4	4						
36	1								1	1						
37	4								4	4						
38	1								1	1						
39	2								2	2						
40	3								3	3						
41	4								4	4						
42	1								1	1						
43	1								1	1						
44	2								2	2						
45	5								5	5						
46	1								1	1						
47	3								3	3						
48	1								1	1						
49	4								4	4						
50	4								4	4						
51	2								2	2						
52	4								4	4						
53	4								4	4						
54	1								1	1						
55	2								2	2						
56	3								3	3						
57	3								3	3						
58	4								4	4						
59	1								1	1						
60	1								1	1						
62	3								3	3						
63	3								3	3						
66	6								6	6						
67	14								14	14						
69	7								7	7						
70	1								1	1						
73	2								2	2						
77	6								6	6						
88	17								17	17						
89	1								1	1						
90	1								1	1						
91	7								7	7						
92	36								36	36						
95	23								23	23						
96	6								6	6						
97	19								19	19						
98	14								14	14						
99	2								2	2						
100	10								10	10						
101	2								2	2						
102	16								16	16						
104	3								3	3						
105	8								8	8						
106	1								1	1						
107	11								11	11						
108	7								7	7						
109	16								16	16						
110	27								27	27						
111	2								2	2						
114	15								15	15						
115	18								18	18						
116	14								14	14						
117	2								2	2						
118	29								29	29						
119	18								18	18						
120	7								7	7						
121	1								1	1						
122	2								2	2						
123	27								27	27						
124	21								21	21						

¹For renter - occupied dwelling units and vacant nonseasonal not dilapidated units, for rent.
²For owner - occupied dwelling units and vacant nonseasonal not dilapidated units, for sale only.

Table 3.—CHARACTERISTICS OF HOUSING FOR CENSUS TRACTS, BY BLOCKS: 1950—Con.

Census tract	Block	All dwelling units by occupancy and tenure					All dwelling units by condition and plumbing facilities			Occupied dwelling units				Contract monthly rent ¹		Value ² of one-dwelling-unit structures	
		Total	Owner occupied	Renter occupied	Vacant non-seasonal not dilap., for rent or sale	Other vacant and non-resident	Number reporting	No private bath or dilap.	No running water or dilap.	Total	Persons per room		Occupied by non-white	Number reporting	Average monthly rent (dollars)	Number reporting	Average value (dollars)
											Number reporting	1.51 or more					
HM-1	125	47	21	26		45	15	13	47	47	1		26	3292	13	6153	
	126	32	18	14		32	9	6	32	32	1		14	3192	15	7600	
	128	18	13	5		18			18	18			5	5000	10	5650	
	129	26	20	4	2	25	2	1	24	24	2		4	4575	17	6205	
	130	29	28	1		28			29	29	1		1		28	7978	
	131	27	26		1	27			26	26			1		25	8852	
	132	18	16	2		17	1		18	18			2		12	6525	
	133	23	17	5		21	2	1	22	22			5	4500	13	6307	
	134	12	5	7		12			12	12			7	3157	5	6600	
	135	6	4	2		6			6	6	1		2		4	9250	
	136	11	9	1		11	1		10	10			1		7	6142	
	138	51	29	22		51	15	9	51	50	3		20	2695	20	6260	
	139	72	36	36		69	24	19	72	72	3		35	2945	24	6000	
HM-2	1	35	27	7	1	34			34	34	1		7	3385	24	9312	
	2	61	32	29		61			61	61			29	4631	28	8792	
	3	32	17	15		32			32	32			15	5766	11	9227	
	4	9	9			9			9	9			9		9	9277	
	5	29	27	2		29			29	28			2		27	10629	
	6	44	24	20		44			44	44			20	5870	19	12500	
	7	19	14	5		19			19	19			5	5600	8	14937	
	8	23	18	4		22	1		22	22			4	5500	17	8941	
	9	26	16	9	1	24			25	24			8	4737	13	11807	
	10	25	18	7		25			25	25	1		7	4485	13	9923	
	11	34	19	15		34	2		34	34	2		13	4038	16	10500	
	12	37	24	12		37			36	36			10	5470	22	11500	
	13	9	4	5	1	9			9	9			5	4760	1		
	14	13	11	2		9			13	13			2		5	15400	
	15	27	16	11		24	2	1	27	26			11	5000	15	12300	
	16	20	15	5		20			20	20	1		5	5060	11	13545	
	17	23	23			23			23	23			23		23	12539	
	18	34	28	6		34			34	33			6	7166	24	11350	
	19	33	18	15		33			33	33			15	5593	18	12216	
	20	22	19	3		21			22	22			3	6166	18	13500	
	21	26	22	4		26			26	25			3	6166	20	14100	
	22	25	17	8		25	1	1	25	25	1		5	4840	13	14307	
	23	31	21	10		31			31	31			10	4920	16	14000	
	24	26	20	6		25	2		26	24			4	4750	14	12107	
	25	9	7	2		9			9	9			2		4	11750	
	26	24	14	9	1	24			23	22			9	5055	12	13250	
	27	37	23	14		36			37	37			14	4642	20	10425	
	28	10	8			9	1	1	10	9			2		5	8900	
	29	13	11	2		13			13	13			2		10	7230	
	30	12	11	1		12	1		12	12	1		1		9	12666	
	31	13	9	4		13			13	13			3	3333	6	11000	
	32	12	11	1		12			12	12			1		11	7161	
	33	8	6	1		8			7	7			1		5	7500	
	34	12	9	3		12	2		12	12			3	5066	7	6295	
	35	31	22	9		31			31	31			9	5788	15	10200	
	36	24	15	9		24	1	1	24	24			9	4888	9	15722	
	37	64	40	23	1	64			63	63	1		23	4386	27	11200	
	38	34	23	10		33			33	33			10	5340	17	10200	
	39	57	18	38		57			56	56			38	6013	12	11275	
	40	28	17	10	1	28	3		27	27			11	4681	12	12250	
	41	18	13	4	1	18			17	17			5	4320	7	7357	
	42	16	7	9		16	2		16	16	1		9	3411	4	7000	
	43	12	9	3		12			12	12			3		7	9242	
	44	17	13	4		17	1		17	17			2	2933	11	8181	
	45	33	27	4	1	30	3	2	31	31			4	3300	25	7720	
	46	23	17	6		22			23	23			6	5133	12	14750	
	48	30	26	3		28			29	29	1		3	4833	23	11173	
	49	23	22	1		23			23	23			1		21	11595	
	50	38	27	11		38			38	37			10	4790	19	11526	
	51	35	24	11		35	2		35	35	1		10	5040	15	10600	
	52	41	26	15		41	1		41	41	2		15	4106	18	10888	
	53	36	28	8		36			36	36	1		7	4142	21	10904	
	54	37	34	3		37	4		37	37			3	3566	28	10392	
	55	43	33	10		43			43	43			9	4288	24	10833	
	56	53	27	26		53	1		53	52			26	4180	19	11947	
	57	39	29	10		39			39	39	2		10	4570	21	13047	
	58	44	30	14		44			44	44			13	4807	19	12157	
	59	27	15	12		27			27	27			10	4710	12	10916	
	60	14	14			14			14	14					13	12384	
	64	27	22	5		27			27	27	1		5	5180	21	11523	
	65	27	23	4		27			27	27	2		2		19	13473	
	66	36	31	5		36			36	35	1		5	6560	26	11826	
	67	30	22	8		30			30	30	1		1	4971	17	11294	
	68	36	26	9		35			35	35			8	5050	20	9300	
	69	36	23	13		36	1		36	36			11	3654	18	9000	
	70	54	34	19		54			53	53	1		17	3135	22	8909	
	71	52	26	25	1	52	3		51	51	1		22	3804	13	11500	
	72	43	30	13		40	1		43	43	3		13	4692	20	9140	
HM-3	1	2															

¹For renter - occupied dwelling units and vacant nonseasonal not dilapidated units, for rent.
²For owner - occupied dwelling units and vacant nonseasonal not dilapidated units, for sale only.

HOUSING—BLOCK STATISTICS

Table 3.—CHARACTERISTICS OF HOUSING FOR CENSUS TRACTS, BY BLOCKS: 1950—Con.

Census tract	Block	All dwelling units by occupancy and tenure					All dwelling units by condition and plumbing facilities			Occupied dwelling units			Contract monthly rent¹		Value² of one-dwelling-unit structures	
		Total	Owner occupied	Renter occupied	Vacant non-seasonal not dilap. for rent or sale	Other vacant and non-resident	Number reporting	No private bath or dilap.	No running water or dilap.	Total	Persons per room		Number reporting	Average monthly rent (dollars)	Number reporting	Average value (dollars)
											Number reporting	1.51 or more				
HM-3	2	8	8			8			8	8					7	9,600
	3	11	10		1	10			10	10					10	9,930
	4	22	20			22			22	7	2	1			6	24,000
	5	29	25			29			29	21	1	1			20	13,405
	6	46	20	24		46			46	28	3	2	2	2	19	13,657
	7	21	16	5		21	14	4	21	19	1	1		2	7	8,414
	8	29	19	10		29			29	28	1	1		4	13	9,692
	9	50	33	17		50			50	28				9	12	8,250
	10	38	23	15		38			38	47	2			13	22	9,309
	11									38				13	12	7,250
	12	33	26	7		33			33	33	1			6	22	8,977
	13	18	18			18			18	23	1			5	14	8,071
	14	27	14	11		27			27	27	3			11	12	4,225
	15	36	23	13		36			36	27				11	12	7,125
	16	16	10	6		16			16	36	1			11	17	6,600
	17	25	11	14		25			25	15				11	6	6,500
	18	21	13	8		21			21	24				13	8	6,912
	19	16	13	3		16			16	21	7			2	11	5,454
	20	21	14	7		21			21	16	2			4	13	6,692
	21	16	14	2		16			16	27	4			1	20	9,975
	22	28	22	6		28			28	7				4	3	9,975
	23	5	3	2		5			5	5	1			1	3	8,333
	24	33	19	14		33			33	32				13	16	10,062
	25	37	25	12		37			37	37	2			12	17	8,305
	26	30	22	8		30			30	28	1			7	14	7,878
	27	40	34	6		40			40	38	1			3	25	6,476
	28	46	29	17		46			46	45	1			14	20	7,025
	29	56	24	32		56			56	55				29	17	7,352
	30	68	24	44		68			68	67				42	12	8,916
	31	48	22	26		48			48	47	1			24	10	5,630
	32	28	15	13		28			28	27	1			10	7	10,428
	33	37	23	14		37			37	37	1			12	16	8,375
	34	39	25	13		39			39	38	1			13	23	6,608
	35	44	26	18		44			44	44				16	17	6,352
	36	36	17	19		36			36	35	1			17	15	6,600
	37	34	12	22		34			34	27	3			11	10	5,070
	38	27	22	5		27			27	27				5	20	7,035
	39	11	9	2		11			11	17	8			8	9	7,855
	40	18	10	8		18			18	17	7			7	8	6,562
	41	15	4	11		15			15	15	1			10	1	
	42	5	2	3		5			5	5	9			3	9	
	43	3	1	2		3			3	2	1			9	13	6,053
	44	7	1	6		7			7	7				6		
	45	29	18	10		29			29	28	1			11	6	7,118
	46	12	8	4		12			12	11	4			4	2	6,050
	47	13	10	3		13			13	13	3			3	8	5,812
48	1				1			1	1							
49	1				1			1	1							
50	21	13	8		21	4		21	20	1			8	12	5,500	
51	23	10	13		23			23	23	2			12	9	5,244	
52	32	13	19		32			32	30				18	8	6,400	
53	29	17	12		29			29	27	1			9	10	5,770	
54	42	15	27		42			42	39	2			24	11	7,781	
55	25				25			25								
56	10				10			10								
57	25				25			25								
58	37	25	10		37	3		37	35	1			9	20	7,985	
59	36	23	12		36			36	33	4			11	15	6,966	
60	54	28	26		54			54	53	3			24	14	7,378	
61	41	13	28		41	13		41	41	3			28	10	7,430	
62	33	21	11		33			33	32	2			11	10	5,642	
63	2				2			2								
64	3				3			3								
65	15	9	5		15			15	14	1			5	6	7,583	
66	21	13	8		21			21	21	1			5	7	7,214	
67	30	22	8		30			30	30				6	8	6,312	
68	23	14	9		23	5		23	22				8	20	5,870	
69	11	8	3		11			11	11	1			3	10	5,750	
70	1				1			1	1					7	5,142	
71	11	3	8		11			11	11	1			4	2	2,625	
72	24	14	10		24			24	23	1			8	10	6,400	
73	15	12	3		15			15	15	1			3	12	6,541	
74	31	20	11		31			31	30				10	15	8,566	
75	33	22	10		33			33	32				9	16	7,368	
76	12	7	5		12			12	12	1			5	5	6,400	
77	1				1			1								
78	6	2	4		6			6	6				3			
79	12	7	5		12			12	12				5	3	7,166	
80	26	10	15		26			26	25	3			14	7	7,857	
81	29	14	15		29			29	25				11	11	6,700	
82	32	22	10		32			32	32				10	8	4,987	
83	24	17	6		24			24	23	1			6	12	6,083	
84																
85	3	2			3			3	2				4	2		
86	10	6	4		10			10	10				4	4	8,250	
87	15	12	3		15			15	15	1			3	9	9,666	
88	34	22	10		34			34	32	1			9	15	7,266	
89	44	29	14		44			44	43				14	23	7,391	
90	61	35	23		61			61	58				25	19	7,063	
91	49	27	22		49			49	49				21	20	7,725	
92	12	3	9		12			12	12	2			8	2		

¹For renter - occupied dwelling units and vacant nonseasonal not dilapidated units, for rent.
²For owner - occupied dwelling units and vacant nonseasonal not dilapidated units, for sale only.

Table 3.—CHARACTERISTICS OF HOUSING FOR CENSUS TRACTS, BY BLOCKS: 1950—Con.

Census tract	Block	All dwelling units by occupancy and tenure					All dwelling units by condition and plumbing facilities			Occupied dwelling units			Contract monthly rent ¹		Value ² of one-dwelling-unit structures	
		Total	Owner occupied	Renter occupied	Vacant non-seasonal not dilap., for rent or sale	Other vacant and non-resident	Number reporting	No private bath or dilap.	No running water or dilap.	Total	Persons per room		Number reporting	Average monthly rent (dollars)	Number reporting	Average value (dollars)
											Number reporting	1.51 or more				
HM-4	34	39	29	10					39	39			8	47.25	17	8,029
	35	40	21	17		2			38	38	1		16	46.68	19	6,989
	36	15	9	6					15	15			3	35.00	6	11,166
	37	35	20	15					34	35			15	44.93	14	7,071
	38	45	20	23	1	1			43	43	1		22	43.59	12	7,358
	39	36	19	17					36	36			15	41.40	14	7,714
	40	31	12	19					30	31			18	52.33	6	7,166
	41	50	21	29					37	37			29	40.62	14	7,214
	42	28	19	9					25	25			7	33.71	14	7,657
	43	38	21	16	1				25	25			16	48.75	14	7,600
	44	48	26	22					40	40			21	46.38	19	6,315
	45	39	29	9		1			34	34			8	45.12	17	7,176
	46	37	27	10					33	37			10	44.20	14	6,500
	47	34	26	7		1			30	33			6	47.83	19	7,157
	48	30	25	5					30	29		1	4	36.25	19	7,078
	49	32	27	5					32	32			5	41.00	25	8,880
	50	27	27						26	27					26	8,919
	51	23	19	3	1				23	22			3	58.33	18	9,616
	52	17	15	2					16	17			2		13	9,484
	53	17	12	3	2				17	15			5	41.00	8	8,250
	54	11	7	4					11	11			4	47.00	5	9,900
	55	6	6						6	6					5	10,300
	57	7	7						7	7					7	6,542
	58	27	15	8		4			27	23		2	8	40.00	11	7,772
	59	18	15	3					18	17			3	40.00	10	8,190
	60	32	18	13		1			32	31			11	41.36	16	7,781
	61	30	24	6					29	30		3	6	31.33	18	1,2100
	62	19	16	3					18	19		2	3	43.66	14	7,071
	63	4	3				1		3	3					1	
	64	22	18	4					22	22			4	43.50	17	8,970
	65	43	25	17		1			43	42		1	14	42.35	18	7,872
	66	50	24	25		1			50	49			23	43.34	14	8,178
	67	56	31	22		2			56	50			30	44.66	14	7,511
68	50	28	22					50	54		1	20	46.10	19	7,363	
69	36	20	15					35	35			14	42.71	12	6,875	
70	26	13	12		1			26	25		1	13	42.76	4	8,275	
71	25	9	16					24	24		1	16	48.81	5	6,040	
72	31	17	14					29	25			14	35.85	9	5,055	
73						13		175	163	8		19	71.73	5	2,720	
HM-5	1	35	14	20				35	11	1		21	50.28	9	8,000	
	1	9		9				9	4			9	44.44			
	5	9		9				9	28	11		4	35.12	5	4,540	
	6	61	10	48		3		60	28			10	47	42	6,750	
	8	66	22	43		1		66	8			16	44.71	10	7,500	
	9	18	7	11				17	3			11	39.27	5	7,500	
	10	42	10	32				40	12			30	52.30	2		
	11	48	20	28		1	1	47	18			3	46	27	14	6,392
	12	62	29	33				62	14		3	5	31	46.38	18	6,400
	13	37	10	27				37	10		4	2	27	49.07	5	5,700
	14	47	9	37			1	47	33		8	46	17	45.83	4	6,125
	15	49	15	34				48	12		4	69	3	37.66	9	5,833
	16	34	6	28				32	16		2	34	4	42.80	3	5,333
	17	98	25	70		3		92	32		8	95	6	37.57	7	5,357
	18	37	11	24				34	10			35	24	35.87	5	7,140
	19	33	12	21				33	15		2	33	18	35.33	5	5,900
	20	56	21	34				54	4		1	55	31	38.96	14	6,035
	21	101	52	48		1	1	101	48		17	100	9	39.48	17	5,041
	22	89	7	81			1	84	53		12	88	9	42.26	1	
	23	21	7	20				21	9		7	21	3	39.95	1	
	24	18	3	14			1	17	7		2	17	16	42.07		
	25	27	1	25			1	27	15		13	26	26	30.00		
	26	55	12	43				52	19		14	55	5	46.22	3	9,000
	27	10	1	9				9	3		3	10	9	52.75		
	28	6	1	5				6	5		6	6	5	36.25		
	29	42	12	28			1	40	3		2	40	40	49.03	6	9,050
	30	37	11	25			1	37	5		5	36	24	46.75	7	8,728
	31	32	11	21			1	30	6		3	32	31	37.63	9	6,700
	32	27	10	17				26	6		3	27	15	45.13	6	4,583
	33	91	32	59				88	11		2	91	90	44.68	14	4,578
	34	37	7	30				36	6		2	37	37	48.72	4	5,125
35	6		6				4	4		4	6	5	25.60			
37	33		33				32	3		4	33	33	44.7			
38	28	8	19			1	27	3		8	27	18	47.5	1		
39	55	13	36			5	51	8		1	49	48	45.74	6	4,887	
40	6		6				5				5	5	55.00			
41	14	2	12				14	1			14	14	34.28	12		
42	15	2	12			1	15	10		9	14	14	33.91			
43	50	11	38			1	48	29		25	49	38	48.84			
44	54	13	41				53	30		26	54	53	49.85	7	5,857	
45	20	7	13				19	2		2	20	19	35.46	2	7,027	
46	62	29	32			1	54	22		16	61	60	40.93	18	7,027	
47	60	28	31			1	54	13		10	59	57	49.93	15	7,633	
48	54	20	33			1	45	23		17	53	52	46.48	11	7,772	
49	51	14	37			1	46	18		14	51	49	39.03	9	7,500	
50	20	10	8		2		20	7		3	18	18	50.87	6	7,833	

¹For renter - occupied dwelling units and vacant nonseasonal not dilapidated units, for rent.
²For owner - occupied dwelling units and vacant nonseasonal not dilapidated units, for sale only.

Table 3.—CHARACTERISTICS OF HOUSING FOR CENSUS TRACTS, BY BLOCKS: 1950—Con.

Census tract	Block	All dwelling units by occupancy and tenure					All dwelling units by condition and plumbing facilities			Occupied dwelling units				Contract monthly rent ¹		Value ² of one-dwelling-unit structures	
		Total	Owner occupied	Renter occupied	Vacant non-seasonal not dilap., for rent or sale	Other vacant and non-resident	Number reporting	No private bath or dilap.	No running water or dilap.	Total	Persons per room		Occupied by non-white	Number reporting	Average monthly rent (dollars)	Number reporting	Average value (dollars)
											Number reporting	1.51 or more					
HM-7	33	32	29	3					32	31			3	50.00	28	9,357	
	34	37	33	4				37	27			4	42.50	20	9,475		
	35	19	11	8				19	19				57.50	11	10,636		
	36	24	12	12				24	24			12	41.00	9	7,277		
	37	11	9	2				11	11				27	58.00	8	8,625	
	39	24	17	7				24	24				6	47.00	17	15,500	
	40	25	19	6				25	25				16	69.06	20	9,200	
	41	32	28	4				32	32				7	61.57	19	9,736	
	42	38	35	3				38	33				16	40.00	23	8,630	
	47	35	35	8		2		35	33		1		8				
	48	36	23	13				36	36				9	60.22	17	9,441	
	49	38	31	7				38	33		1		16	56.56	12	8,958	
	50	43	43	19				43	44				12	46.00	26	9,219	
	51	36	31	5				36	35				18	42.50	3	8,666	
	52	28	10	10	1	1		28	20		1		8	40.37	3	8,285	
	53	19	14	5				19	19		1		4	51.25	13	11,076	
	54	18	14	4				18	18				9	45.00	5	10,100	
	55	33	33	13				33	33		1		12	43.41	16	9,468	
	56	28	20	8				28	28				8	38.75	13	9,653	
	57	25	20	5				25	25				9	39.44	7	6,714	
	59	29	18	11				29	29		2		11	33.54	11	7,409	
	60	25	17	8				25	25				8	36.25	10	8,400	
	61	22	14	8				22	21				3	42.42	6	7,755	
62	23	23	13				23	23		1		13	50.00	19	9,557		
63	44	23	21				44	42				11	50.81	18	10,416		
64	35	35	11				35	34				11	54.80	3	9,833		
65	28	20	8				28	28				19	42.52	2	8,282		
66	26	11	15				26	27		2		10	35.10	9	7,811		
67	28	14	14				28	25				8	44.37	9	8,555		
69	18	18	9				18	18				7	39.71	10	10,050		
70	30	22	8				30	29				8	34.50	18	9,016		
71	22	17	5				22	22				5	39.40	14	8,935		
72	17	11	6				17	17		1		6	45.33	11	8,227		
HM-8	1	15	14	1			15	2				1		12	4,666		
	2	12	8	4			12	2				4	20.00	2	5,000		
	3	25	17	8			25	2				7	27.28	10	5,000		
	4	5	5				5	3				3		7	4,500		
	6	6	6				6	1				1	27.00	6	8,416		
	7	43	38	5			43	3	3			30	53.76	6	8,233		
	8	43	38	5			43	3	3			5	53.00	30	8,233		
	9	17	16	1			17	1				11	32.27	5	5,280		
	9	36	29	7			36	3	1			4	39.25	27	6,240		
	11	22	18	4			22	5	5			1	20	18	5,805		
	12	16	15	1			16	9	9			6	26.62	7	4,500		
	13	18	17	1			18	13	11			2	31.50	4	4,375		
	14	19	18	1			19	7	7			10	26.66	6	6,133		
	15	9	8	1			9	1	1			3	26.66	3	8,333		
	16	33	33	2			33	26	26			2	31.23	7	4,214		
	17	8	8				8	7	7			4	16.00	1	1		
	18	16	15	1			16	1	1			1	1	13	5,407		
	19	38	31	7			38	16	16			1	38.19	11	8,318		
	21	59	53	6			59	38	38			1	44.48	23	8,195		
	22	28	19	9			28	5	5			7	40.00	13	7,461		
	23	24	15	9			24	23	23			8	38.50	10	7,350		
	24	21	13	8			21	1	1			7	31.14	9	6,444		
	25	57	19	38			57	5	5			3	43.70	7	9,014		
	26	9	8	1			9	2	2			3		3	8,166		
	27	14	14				14	8	8			8	31.87	2			
	28	2	2				2	1	1								
	29	67	17	50			67	19	19			6	38	47	3,176	4	6,250
30	56	20	36			56	22	22			8	33	36	3,175	7	6,428	
31	58	17	41			58	57	55			6	30	40	3,115	7	4,742	
32	51	16	35			51	50	19			2	22	32	3,406	5	3,740	
33	55	31	24			55	53	15			4	18	29	3,589	3	3,500	
34	53	22	31			53	15	15			3	7	28	2,528	14	9,264	
35	30	16	14			30	30	2			1	14	14	4,821	11	6,454	
36	20	11	9			20	8	8			5	12	11	2,172	5	3,820	
37	20	1	19			20	2	2									
38	22	12	10			22	3	3				7	39.57	10	5,950		
39	63	25	38			63	61	23				3	30.94	11	5,018		
40	67	21	46			67	66	1				2	34.43	6	5,250		
41	63	27	36			63	60	3				4	31.00	8	5,712		
42	55	29	26			55	53	9				7	32.52	15	5,666		
43	2	2				2											
44	47	37	10			47	4	4				9	39.66	3	6,928		
45	45	21	24			45	44	22				3	28.27	14	5,185		
46	50	26	24			50	13	13				21	34.85	13	6,538		
47	39	23	16			39	37	9				13	28.69	13	6,384		
48	8	4	4			8	7	7				4	35.00	4	4,500		
49	29	24	5			29	29	2				4	35.00	23	7,565		
50	27	22	5			27	26	1				5	44.20	21	8,071		
51	14	10	4			14	14	1				4	34.00	9	7,333		
52	7	1	6			7	6	5				2	21.50				

¹For renter - occupied dwelling units and vacant nonsensational not dilapidated units, for rent.
²For owner - occupied dwelling units and vacant nonsensational not dilapidated units, for sale only.

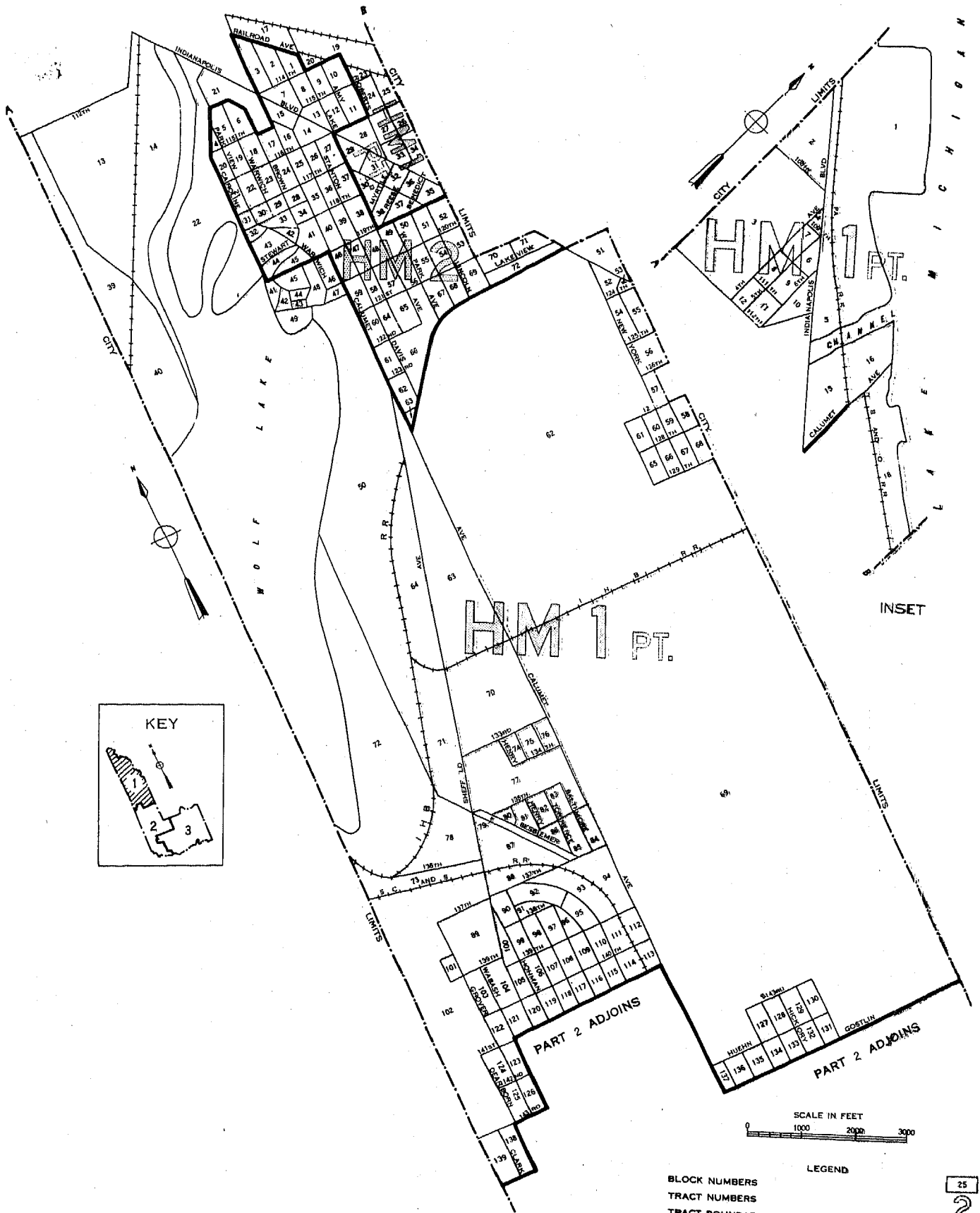
Table 3.—CHARACTERISTICS OF HOUSING FOR CENSUS TRACTS, BY BLOCKS: 1950—Con.

Census tract	Block	All dwelling units by occupancy and tenure					All dwelling units by condition and plumbing facilities			Occupied dwelling units			Contract monthly rent¹		Value² of one-dwelling-unit structures	
		Total	Owner occupied	Renter occupied	Vacant non-seasonal not dilap., for rent or sale	Other vacant and non-resident	Number reporting	No private bath or dilap.	No running water or dilap.	Total	Persons per room		Number reporting	Average monthly rent (dollars)	Number reporting	Average value (dollars)
										Number reporting	1.51 or more	Occupied by non-white				
HM-12	116	4	4			4			4	4					4	6,250
	117	1														
	118	29	1	18	4	6	27	1	1	19	19	3	22	3,136		
	119	37	1	19	5	12	32			20	20	3	21	3,000	1	
	121	2														
	122	1														
	134	1														
	135	2														
	136	2														
	142	3	2			1	2			2	2				2	
	145	1														
	146	4	1	3			4	1		4	4	1				
HM-13	1	18	15	1		2	17			16	16		1		14	11,071
	2	18	17	1			18			18	18		1		17	13,352
	3	14	12	2			14	1		14	14	1	1		11	9,818
	4	40	32	7	1		40			39	38		8	5,437	30	10,100
	5	7	2	5			7			7	7		5	3,700	1	
	6	43	36	6	1		42			42	41		5	4,300	28	10,071
	7	27	23	4			27			27	27		3	5,266	21	9,714
	8	28	26	2			28			28	28		2		24	11,583
	9	25	22	3			24			25	24		1		21	10,333
	11	104	98	5		1	102			103	103	1	5	4,000	94	10,737
	12	38	38				38			38	37				38	11,707
	13	8	7				8			8	8		1		7	11,571
	14	35	25	10			35			35	34		10	5,670	22	11,068
	15	25	22	3			25			25	25		3	5,100	21	11,309
	16	33	29	4			33	2		33	33		4	5,250	27	10,740
	17	34	31	3			33		1	34	34		3	4,900	29	10,224
	18	26	23	2	1		26	1		25	25		2		21	10,214
	19	25	23	2			25			25	25	1	2		22	9,545
	20	26	21	5			26		1	26	26		6	4,000	17	9,235
	21	25	19	6			25		1	25	25		6	5,633	18	11,583
	22	22	19	3			22			22	22		3	3,933	18	13,500
	23	15	13	2			15			15	15		2		12	10,875
	24	12	10	2			12			12	12		2		8	11,687
	25	31	28	3			31			31	30		3	5,166	28	11,964
	26	40	38	2			40			40	39		2		37	12,332
	27	13	12	1			12			13	12		1		10	11,350
	28	26	21	4		1	26		1	25	25		4	5,000	15	12,333
	29	24	20	4			24			24	24		4	4,300	18	10,427
	30	28	20	8			28			28	28		7	4,828	15	9,200
	31	28	24	4			28			28	28		5	5,540	22	11,340
	32	21	21				21			21	21	1			21	12,238
	33	5	5				5			5	5				4	8,750
	34	25	22	3			25	1	1	25	25		3	3,933	22	9,795
	35	28	26	2			27			28	27		2		24	10,979
	36	25	21	4			25			25	25		4	4,075	18	9,888
	37	22	17	5			22			22	22		5	4,900	15	9,733
	38	21	16	3		2	20			19	18		3	4,333	15	11,033
	39	14	11	3			13			14	14	1	2		9	10,611
	40	35	34	1			35			35	35		1		33	10,787
	41	7	7				7			7	7				7	11,642
	42	22	18	4			22			22	22		4	5,425	17	11,000
	43	10	10				10			10	10				10	9,800
	44	11	11				11			11	11				11	10,636
	45	18	15	3			18			18	18		3	4,800	15	10,266
	46	5	5				5			5	5				2	
	47	29	29				29			29	29				29	13,844
	48	17	15	2			17			17	17		2		13	9,907
	49	24	24				24			24	24				24	10,312
	50	22	20	2			22			22	22		2		19	10,000
	51	27	23	3	1		27			26	26		4	4,525	21	13,833
	52	43	33	10			43			43	41		10	5,090	29	10,062
	53	18	17	1			18			18	18		1		16	9,237
	54	11	10	1			11			11	11				10	7,550
	56	7	7				7			7	7				7	9,957
	57	15	14		1		15			14	14		1		13	9,946
	58	15	13			2	14			13	13		2		12	9,458
	59	13	11	2			13			13	13		1		11	9,090
	60	8	7	1			8			8	8				6	11,500
	62	19	19				19			19	19				19	12,094
	64	21	17	4			21			21	21	1	4	5,250	15	10,233
	65	28	27	1			27			28	28		2		26	9,873
	66	17	17				17		1	17	17		1		17	15,382
	67	1														2
	70	6	4	2			6		1	6	8		2		8	11,875
	72	8	8				8			8	8				20	11,750
	73	24	22	2			24			24	24				28	11,739
	74	28	28				28			28	28				28	11,739
	75	27	25	2			27			27	27				20	13,200

¹For renter—occupied dwelling units and vacant nonseasonal not dilapidated units, for rent.
²For owner—occupied dwelling units and vacant nonseasonal not dilapidated units, for sale only.

HAMMOND, INDIANA, BY CENSUS TRACTS AND BLOCKS: 1950

PART 1 OF 3 PARTS



LEGEND

BLOCK NUMBERS
TRACT NUMBERS
TRACT BOUNDARIES

U.S. DEPARTMENT OF COMMERCE, BUREAU OF THE CENSUS

HAMMOND, INR
DRAFTSMAN: A. UNDERDOWN
CHECKED BY:

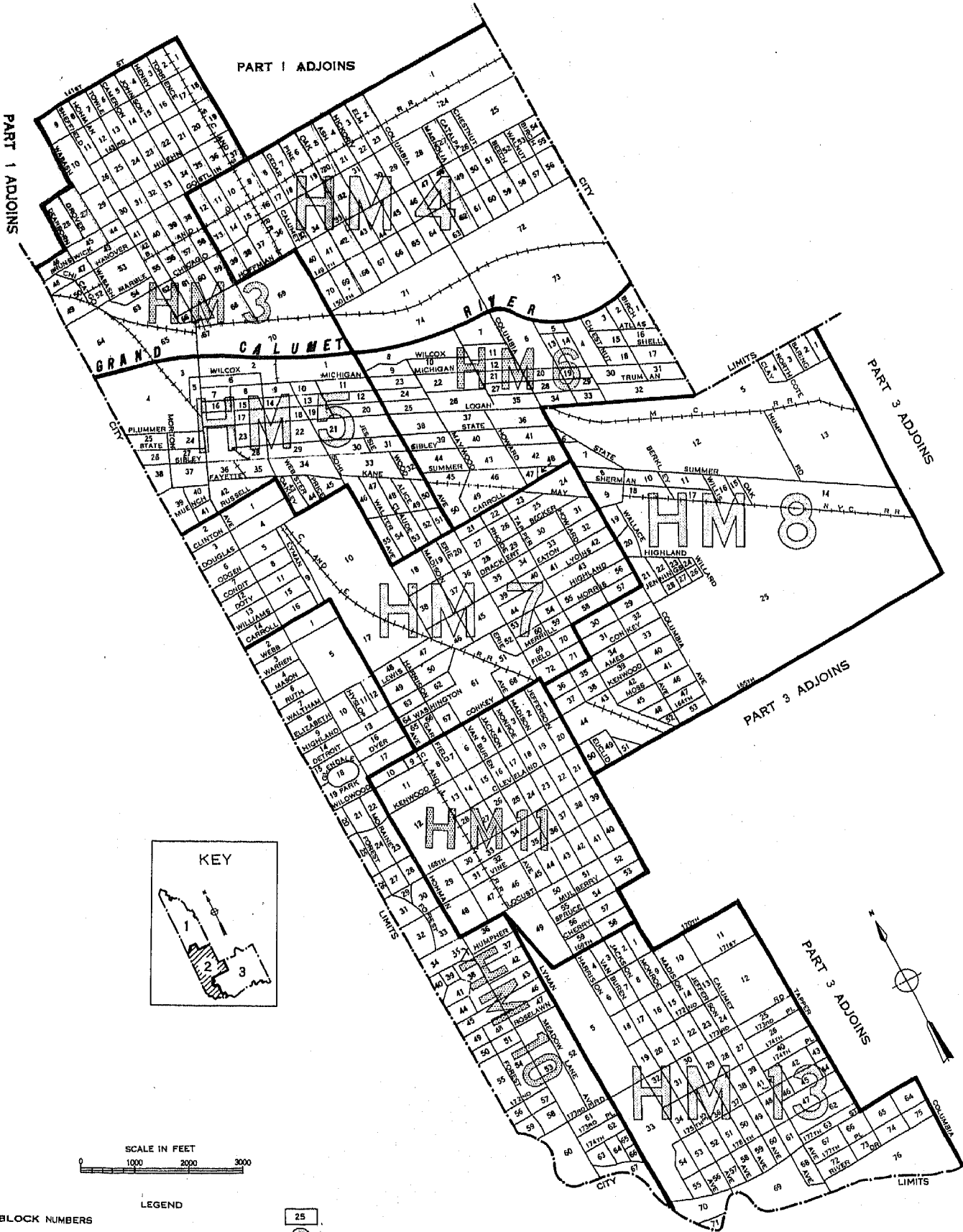
DATE: 8/7/50
DATE:

SCALE
SHEET 1 OF 3

REDUCTION
2.5

HAMMOND, INDIANA, BY CENSUS TRACTS AND BLOCKS: 1950

PART 2 OF 3 PARTS



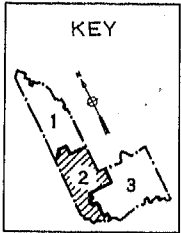
PART 1 ADJOINS

PART 1 ADJOINS

PART 3 ADJOINS

PART 3 ADJOINS

PART 3 ADJOINS



LEGEND

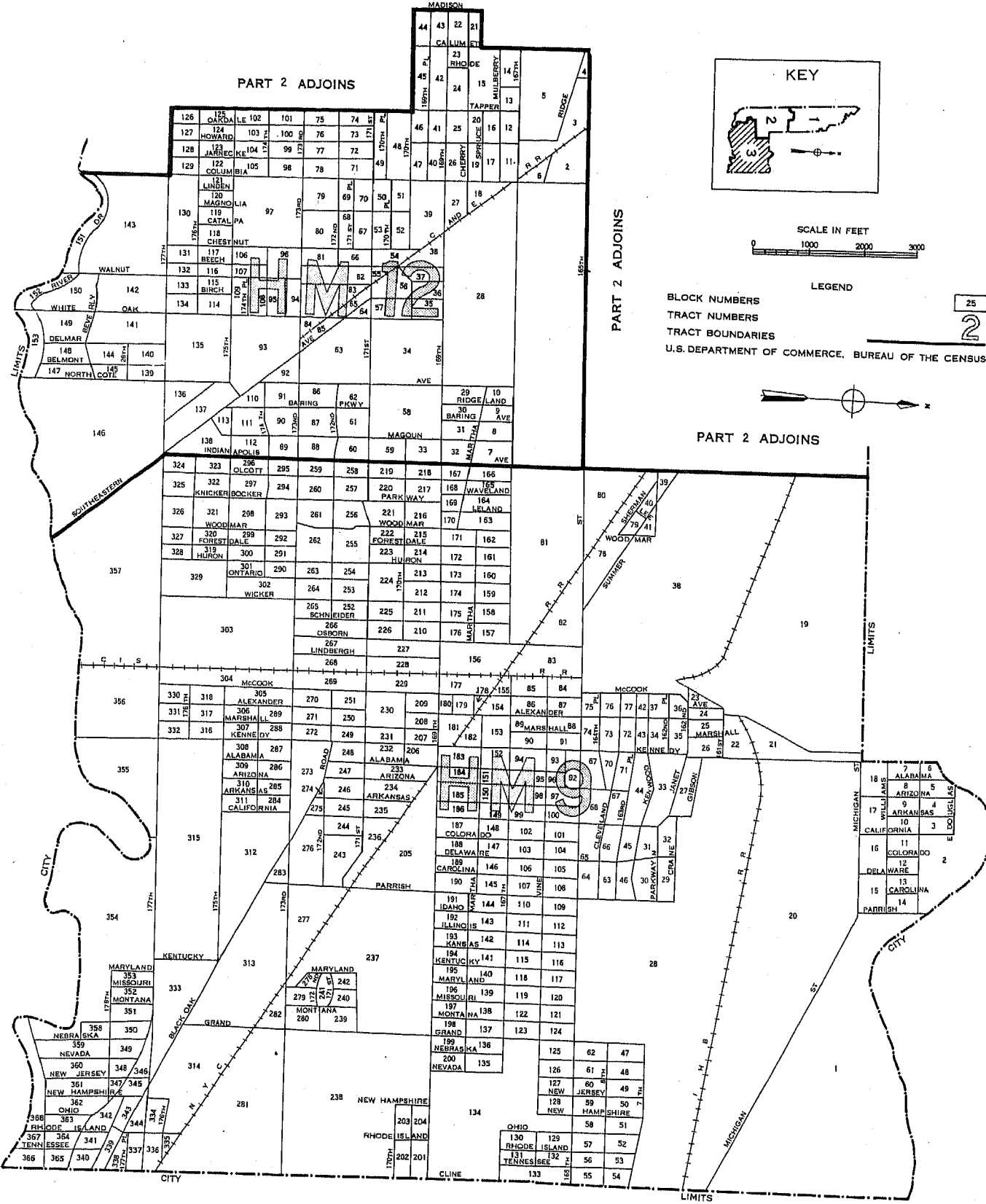
- BLOCK NUMBERS
- TRACT NUMBERS
- TRACT BOUNDARIES



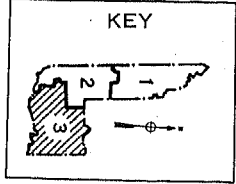
U.S. DEPARTMENT OF COMMERCE, BUREAU OF THE CENSUS

HAMMOND, INDIANA, BY CENSUS TRACTS AND BLOCKS: 1950

PART 3 OF 3 PARTS



PART 2 ADJOINS



LEGEND

BLOCK NUMBERS
TRACT NUMBERS
TRACT BOUNDARIES
U.S. DEPARTMENT OF COMMERCE, BUREAU OF THE CENSUS


25
2

PART 2 ADJOINS

LIMITS CITY

1950 UNITED STATES CENSUS OF HOUSING

U. S. DEPARTMENT OF COMMERCE • BUREAU OF THE CENSUS



HARRISBURG, PA.

**BLOCK
STATISTICS**

U. S. CENSUS OF HOUSING: 1950

Volume

- I General Characteristics
- II Nonfarm Housing Characteristics
- III Farm Housing Characteristics
- IV Residential Financing
- V Block Statistics

Housing statistics for census tracts are to be included in the Population reports on census tracts.

U. S. CENSUS OF POPULATION: 1950

Volume

- I Number of Inhabitants
- II Characteristics of the Population

Succeeding volumes will cover the following subjects:

Census Tracts, Nativity and Parentage, Nonwhite Population by Race, Persons of Spanish Surname, Institutional Population, Differential Fertility, Labor Force Characteristics, Occupation, Industry, Income, Internal Migration, Education, Characteristics of Families and Households.

UNITED STATES CENSUS of HOUSING : 1950
U. S. DEPARTMENT OF COMMERCE
CHARLES SAWYER, Secretary

BUREAU OF THE CENSUS
ROY V. PEEL, Director



BLOCK STATISTICS


HARRISBURG
PENNSYLVANIA

Prepared under the supervision of
Howard G. Brunzman, Chief
Population and Housing Division

1950 HOUSING CENSUS REPORT
VOLUME V, PART 76

UNITED STATES GOVERNMENT PRINTING OFFICE 1951

BLOCKS • WARDS





BUREAU OF THE CENSUS

ROY W. PEEL, *Director*

A. ROSS ECKLER, *Deputy Director*
HOWARD C. GRIEVES, *Assistant Director*
CONRAD TAEUBER, *Assistant Director*
MORRIS H. HANSEN, *Assistant Director for Statistical Standards*
ROBERT Y. PHILLIPS, *Assistant Director for Operations*
CALVERT L. DEDRICK, *Coordinator, International Statistics*
FRANK R. WILSON, *Information Assistant to the Director*

Population and Housing Division—

HOWARD G. BRUNSMAN, *Chief*
WAYNE F. DAUGHERTY, *Assistant Chief for Housing*
ROBERT B. VOIGHT, *Assistant Chief for Operations*
HENRY S. SHRYOCK, JR., *Assistant Chief for Population*
EDWIN D. GOLDFIELD, *Program Coordinator*

Quality and Equipment Statistics—Robert C. Hamer, *Chief*
Inventory Statistics—Carl A. S. Coan, *Chief*
Developmental Programs—J. Hugh Rose, *Chief*
Residential Financing—Junia H. Honnold, *Chief*
Territories and Possessions—Joel Williams, *Chief*
Statistical Sampling—Joseph Steinberg, *Chief*
Statistical Procedure—Morton A. Meyer, *Chief*
Processing Operations—Milton D. Lieberman, *Chief*

Administrative Service Division—WALTER L. KEHRES, *Chief*
Agriculture Division—RAY HURLEY, *Chief*
Budget Officer—CHARLES H. ALEXANDER
Business Division—HARVEY KAILIN, *Acting Chief*
Field Division—LOWELL T. GAULT, *Chief*
Foreign Trade Division—J. EDWARD ELY, *Chief*
Geography Division—CLARENCE E. BATSCHULET, *Chief*
Governments Division—ALLEN D. MANVEL, *Chief*
Industry Division—MAXWELL R. CONKLIN, *Chief*
Machine Tabulation Division—C. F. VAN AKEN, *Chief*
Personnel Division—HELEN D. ALMON, *Chief*

SUGGESTED IDENTIFICATION

U. S. Bureau of the Census. *U. S. Census of Housing: 1950. Vol. V, Block Statistics, Part 76.*
U. S. Government Printing Office, Washington, D. C., 1952

For sale by the Superintendent of Documents, U. S. Government Printing Office, Washington 25, D. C.,
or any of the Field Offices of the Department of Commerce -- Price 20 cents

PREFACE

This report presents statistics on characteristics of dwelling units by blocks for the city. The tabulations are based on data from the 1950 Census of Housing, taken as of April 1, 1950. Authorization for the 1950 Census of Housing as part of the Seventeenth Decennial Census was provided by the Housing Act of 1949, approved July 15, 1949.

The major portion of the information compiled from the 1950 Census of Housing appears in Volume I, *General Characteristics*; Volume II, *Nonfarm Housing Characteristics*; Volume III, *Farm Housing Characteristics*; Volume IV, *Residential Financing*; and Volume V, *Block Statistics*. Volume V consists of separate reports, issued as bulletins for each of the 200 cities which in 1940 or in a subsequent census had a population of 50,000 or more. These reports will not be bound into a single publication.

The subjects covered in both the 1950 and 1940 reports on characteristics of dwelling units by blocks are substantially similar.

This report was prepared under the direction of Howard G. Brunsman, Chief, Population and Housing Division, and Wayne F. Daugherty, Assistant Chief for Housing. Robert C. Hamer, Chief, Quality and Equipment Statistics Section, was in charge of coordinating the content and the format of the report with assistance from Carl A. S. Coan, Chief, Inventory Statistics Section; Floyd D. McNaughton, Chief, Equipment and Facilities Unit; Beulah Washabaugh, Chief, Tenure and Vacancy Unit; and Walter A. Hines. The compilation of the statistics was under the supervision of Robert B. Voight, Assistant Chief for Operations.

The collection of the information on which these statistics are based was under the supervision of Lowell T. Galt, Chief, Field Division. The geographic work, including the assignment of all block numbers and the preparation of maps, was under the supervision of Clarence E. Batschelet, Chief, Geography Division. The data were tabulated under the supervision of C. F. Van Aken, Chief, Machine Tabulation Division.

January 1952.

HARRISBURG, PA.

CONTENTS

INTRODUCTION

	Page		Page
General.....	1	Definitions and explanations—Continued	
Related reports.....	1	Persons per room.....	2
Use of data.....	1	Color of occupants.....	2
Comparability with 1940 Housing Census data.....	1	Contract monthly rent.....	2
Definitions and explanations.....	1	Value of one-dwelling-unit structures.....	2
Dwelling unit.....	1	Number reporting.....	2
Occupancy and tenure.....	2	Block identification.....	2
Condition and plumbing facilities.....	2		

TABLES

	Page
Table 1.—Characteristics of housing for the city: 1950.....	3
Table 2.—Characteristics of housing by wards: 1950.....	3
Table 3.—Characteristics of housing for wards, by blocks: 1950.....	4

Map of city, by blocks, appears following last page of tables.

BLOCK STATISTICS

INTRODUCTION

GENERAL

Volume V of the Reports on Housing consists of a separate report for each of the 209 cities which in 1940, or in a subsequent census prior to 1950, had a population of 50,000 or more. Each report presents for the city, by blocks, tabulations for a limited number of subjects obtained in the Census of Housing. The subjects in these reports are similar to those in the block statistics supplements to Volume I of the reports of the 1940 Census of Housing. The subjects in this report present the number of dwelling units classified by occupancy and tenure, condition and plumbing facilities, persons per room, color of occupants, average contract monthly rent of renter-occupied and selected vacant units, and the average value of one-dwelling-unit owner-occupied and selected vacant structures. In table 1, the statistics for these subjects are summarized for the city. Table 2 contains the statistics for wards; these are the only statistics for wards that will be published from the 1950 Census of Housing. In table 3, the data are presented by blocks within wards and block areas. Maps identifying the location of each block and the ward boundaries are a part of this report.

Related reports.—Related statistics for this city are contained in the Reports on Housing, Volume I, *General Characteristics*; and in the Reports on Population, Volume I, *Number of Inhabitants*, and Volume II, *Characteristics of the Population*.

The Reports on Housing for each State in Volume I present data on the characteristics of dwelling units for the State by residence (urban, rural nonfarm, and rural farm), for standard metropolitan areas, urbanized areas, counties, for urban places, places of 1,000 to 2,500 inhabitants, and rural-nonfarm and rural-farm dwelling units for each county. Each report includes the following subjects: occupancy, tenure, race of occupants, type of structure, year built, condition and plumbing facilities, water supply, toilet and bathing facilities, number of rooms, number of persons, persons per room, electric lighting, heating equipment, heating and cooking fuels, refrigeration equipment, kitchen sink, radio, television, and, for nonfarm units, the contract monthly rent, gross monthly rent, and value of one-dwelling-unit structures.

Volume I of the Reports on Population shows the 1950 population of each county and of each minor civil division within the county. It also contains figures for each incorporated place, for each unincorporated place with 1,000 or more inhabitants, and for incorporated places of 5,000 or more by wards. A special series of tables presents data for each urbanized area giving the incorporated places and portions of minor civil divisions within it.

Volume II of the 1950 Population Reports contains statistics on the general characteristics of the population. Chapter A of this volume repeats the figures on number of inhabitants as shown in Volume I; Chapter B presents demographic, economic, and social characteristics of the population; and Chapter C gives more detailed cross-classifications for States and large cities and standard metropolitan areas.

Use of data.—The tabulation of housing characteristics for areas as small as city blocks provides descriptive material of considerable value for technical studies of housing in the city. The statistics will be useful in compiling totals for special types of areas that may be defined to meet the requirements of individual investigators. Users of the data should bear in mind that in

practically all cases the data for a given block represent the work of only one enumerator. Consequently, housing characteristics for blocks are subject to a wider margin of error than is to be expected in the figures for tracts or wards which represent returns made by a number of enumerators. Misinterpretation of instructions by one enumerator may cause a significant bias in the statistics for a block even though it may have a negligible effect upon the figures for larger areas. In particular, the enumeration of "condition" depended to a considerable extent upon the judgment of the individual enumerator. Also, failure to indicate the correct block number for a significant number of dwelling units may introduce errors into the block data.

Comparability with 1940 Housing Census data.—In the 1940 Census of Housing, reports entitled "Block Statistics" were issued as supplements to the first series of Housing bulletins. These supplements consisted of separate reports for each of the 191 cities which had 50,000 inhabitants or more in 1930.

In the 1950 reports, the block numbers used are different, in most cases, from those used in the 1940 reports. Therefore, to compare 1940 and 1950 data for a given block, it is necessary to locate the block on the maps to obtain the corresponding 1940 and 1950 block numbers.

The subjects in both the 1940 and 1950 reports are substantially similar. However, data on number of structures, year built, and mortgage status have been omitted from the 1950 report. Furthermore, in the 1940 reports average contract or estimated monthly rent was reported for all dwelling units while in 1950 average contract monthly rent is reported for some, and average value for other, dwelling units.

DEFINITIONS AND EXPLANATIONS

More detailed and complete definitions are presented in Volume I of the Housing Reports.

Dwelling unit.—In general, a dwelling unit is a group of rooms or a single room, occupied or intended for occupancy as separate living quarters, by a family or other group of persons living together or by a person living alone.

A group of rooms, occupied or intended for occupancy as separate living quarters, is a dwelling unit if it has separate cooking equipment or a separate entrance. A single room, occupied or intended for occupancy as separate living quarters, is a dwelling unit if it has separate cooking equipment or if it constitutes the only living quarters in the structure. Also, each apartment in a regular apartment house is a dwelling unit even though it may not have separate cooking equipment. Excluded from the dwelling unit count are large rooming houses, institutions, dormitories, and transient hotels and tourist courts.

In the 1940 Census, a dwelling unit was defined as the living quarters occupied or intended for occupancy by one household. A household consisted of a family or other group of persons living together with common housekeeping arrangements, or a person living entirely alone. However, the enumerator was not explicitly instructed to define rooms as dwelling units on the basis of cooking equipment or separate entrance.

The number of dwelling units in the 1950 Census may be regarded as comparable with the number of dwelling units in the 1940 Census. Some living quarters may have been classified as separate dwelling units in the one census and not in the other. Further, in the 1950 Census, living quarters with five or more

lodgers were not tabulated as dwelling units; generally, such quarters were included in the 1940 dwelling unit count. However, the net effect of these changes is probably small.

Occupancy and tenure.—Dwelling units are classified by occupancy and tenure into four groups: owner-occupied; renter-occupied; vacant nonseasonal not dilapidated, for rent or sale; and other vacant and nonresident. A dwelling unit is classified as owner-occupied if it was owned wholly or in part by the head of the household or by some related member of his family living in the dwelling unit. All other occupied units are classified as renter-occupied whether or not cash rent was actually paid for living quarters. Rent-free units and living accommodations received in payment for services performed are thus included with the renter-occupied units.

A dwelling unit is considered vacant if no persons are living in it at the time of enumeration. New units not yet occupied were enumerated as vacant dwelling units if construction had proceeded to the extent that all the exterior windows and doors were installed and final usable floors were in place. The classification "Vacant nonseasonal not dilapidated, for rent or sale" is descriptive of the vacant dwelling units reported in this classification. "Other vacant and nonresident" units include all dilapidated and seasonal vacant units as well as the not dilapidated units which were not for rent or sale.

Because of changes in enumeration procedures, the counts of total vacant units in 1940 and 1950 are not strictly comparable. In 1940, vacant units were enumerated if they were habitable; units uninhabitable and beyond repair were excluded from the enumeration. In 1950, units were included regardless of condition if they were intended for occupancy as living quarters. Therefore, no comparison should be made between the data on "vacant nonseasonal not dilapidated, for rent or sale" units from the 1950 Census and data in the 1940 Census reports.

In both censuses, dwelling units occupied entirely by non-residents were included with vacant units not for rent or sale. Trailers, tents, houseboats, and railroad cars which were vacant were excluded from the dwelling unit inventory in both 1950 and 1940.

Condition and plumbing facilities.—Data on condition of a dwelling unit are shown in combination with data for selected plumbing facilities and are, therefore, limited to units for which both condition and plumbing facilities are reported. Plumbing facilities include water supply, toilet facilities, and bathing facilities.

The category "with private bath" includes those dwelling units reported with both a flush toilet and a bathtub or shower inside the structure for the exclusive use of the occupants of the unit. The category "no private bath" includes those dwelling units not having private flush toilet or not having private bathing facilities. The "no running water" category includes units with only piped running water outside the structure or with only other sources such as a hand pump.

A dwelling unit is "dilapidated" when it is run-down or neglected, or is of inadequate original construction, so that it does not provide adequate shelter or protection against the elements or it endangers the safety of the occupants.

Persons per room.—The number of persons per room has been computed for each occupied dwelling unit by dividing the number of persons in the dwelling unit by the number of rooms in the dwelling unit. All persons enumerated in the Population Census as members of the household (including lodgers, servants, and other nonrelated persons) are counted in determining the number of persons that occupy the dwelling unit. The number of rooms in the dwelling unit includes all rooms available for living quarters throughout the year. Not counted as rooms are bathrooms, closets, pantries, halls, screened porches, and unfinished rooms in the basement and attic.

Color of occupants.—Occupied dwelling units are classified by color of head of household according to the definition used in the

1950 Census of Population. The group designated as "nonwhite" consists of Negroes, Indians, Japanese, Chinese, and other non-white races. Persons who are not definitely Indian or of other nonwhite race are classified as white.

Contract monthly rent.—Contract monthly rent is the rent, at the time of enumeration, contracted for by the renter regardless of whether it includes furniture, heating fuel, electricity, cooking fuel, water, or personal services.

Monthly rent for vacant dwelling units is the amount asked for the dwelling unit at the time of enumeration. The average monthly rent relates to renter-occupied dwelling units and vacant nonseasonal not dilapidated units for rent. Dwelling units which are occupied "rent-free" are not included with the units reporting rent.

Value of one-dwelling-unit structures.—Average value is shown for owner-occupied dwelling units and vacant nonseasonal not dilapidated units which are for sale only. Value is shown only if the unit is in a one-dwelling-unit structure without business and if it is the only dwelling unit included in the property. The value represents the amount for which the owner estimates that the property, including such land as belongs with it, would sell under ordinary conditions and not at a forced sale. For vacant units, value is the sale price asked by the owner.

Number reporting.—Occupancy and tenure are reported for all dwelling units, and color of occupants is reported for all occupied units. The corresponding distributions for these subjects in table 1 are based on all dwelling units and on occupied units, respectively. For all other subjects, the distributions are based on the units for which the specific characteristics are reported, that is, the "Number reporting."

The number of dwelling units for which the enumerator obtained no report on a particular item is shown for the city totals only; however, the number "not reported" can easily be derived for each area in tables 2 and 3 by subtracting the number reporting from the total number of dwelling units (or total occupied).

Block identification.—A map or series of maps is included in this report showing block numbers for each block, number and letter designations for wards and block areas, and the names of principal streets.

Blocks are identified by serial numbers, a separate series of numbers being used for each ward or for a group of wards. Thus, the location of each block for which data are presented in table 3 may be determined by referring to the ward and block number shown on the map. Similarly, data for a specific block may be located in the table by reference to the map for the identification numbers of the ward and block.

In some cities "block areas" have been established to facilitate the numbering of blocks in groups of less than 1,000. This may cause a break in the sequence of block numbers within a ward. Where this occurs each part of the ward that is in a separate block area is distinguished on the map, and in the table the data are shown for blocks in numerical order within each block area section of the ward. When a boundary of a ward cuts through a block separating the block into segments, the statistics for each segment are tabulated in the ward in which it is physically located on the map. In such cases, to obtain the statistics for the entire block it is necessary to add the statistics for all segments.

If no dwelling units are reported for a block, the block number is not listed in table 3, although it is shown on the map. Dwelling units for which the block number was not reported are indicated in the table by the symbol "NR." Detailed data are not shown for such dwelling units, nor for blocks containing fewer than three dwelling units. Average monthly rent is not shown when the monthly rent was reported for fewer than three dwelling units. Average value is not shown when the value of one-dwelling-unit properties was reported for fewer than three dwelling units. All dwelling units are included, however, in the statistics for the city and for each ward.

Table 1.—CHARACTERISTICS OF HOUSING FOR THE CITY: 1950

Subject	Number	Percent	Subject	Number	Percent
OCCUPANCY AND TENURE			PERSONS PER ROOM		
All dwelling units.....	28,209	100.0	Occupied dwelling units.....	27,570	...
Owner occupied.....	13,113	46.5	Number reporting.....	27,346	100.0
Renter occupied.....	14,457	51.2	1.50 or less.....	26,897	98.4
Vacant nonseasonal not dilapidated, for rent or sale.....	368	1.3	1.51 or more.....	449	1.6
Other vacant and nonresident.....	271	1.0	Not reported.....	224	...
CONDITION AND PLUMBING FACILITIES			CONTRACT MONTHLY RENT		
All dwelling units.....	28,209	...	Renter-occupied, and vacant nonseasonal not dilapidated units, for rent—Number reporting.....	14,131	...
Number reporting.....	27,897	100.0	Total contract monthly rent..... dollars..	580,638	...
With private bath, not dilapidated.....	22,522	80.7	Average monthly rent..... dollars..	41.09	...
No private bath, with running water, not dilapidated.....	4,032	14.5	VALUE OF ONE-DWELLING-UNIT STRUCTURES		
No running water or dilapidated.....	1,343	4.8	Owner-occupied, ¹ and vacant nonseasonal not dilapidated units, for sale only—Number reporting.....	10,358	...
Condition or plumbing facilities not reported.....	312	...	Total value or sale price..... dollars..	90,907,000	...
No private bath or dilapidated.....	5,375	19.3	Average value..... dollars..	8,777	...
COLOR OF OCCUPANTS					
Occupied dwelling units.....	27,570	100.0			
White.....	25,148	91.2			
Nonwhite.....	2,422	8.8			

¹Restricted to 1-dwelling-unit properties.

Table 2.—CHARACTERISTICS OF HOUSING BY WARDS: 1950

Ward	All dwelling units by occupancy and tenure					All dwelling units by condition and plumbing facilities			Occupied dwelling units			Contract monthly rent ¹		Value ² of one-dwelling-unit structures		
	Total	Owner occupied	Renter occupied	Vacant non-seasonal not dilap., for rent or sale	Other vacant and non-resident	Number reporting	No private bath or dilap.	No running water or dilap.	Total	Persons per room	Occupied by non-white	Number reporting	Average monthly rent (dollars)	Number reporting	Average value (dollars)	
TOTAL	28209	13113	14457	368	271	27897	5375	1343	27570	27346	449	2422	14131	41.09	10358	8,777
1	1737	856	854	12	15	1732	445	129	1710	1709	44	75	831	32.61	738	7.014
2	2535	1145	1343	22	25	2519	486	46	2488	2479	29	53	1297	38.34	840	6.933
3	278	233	241	10	4	266	33	8	264	255	4	7	239	44.36	10	13.200
4	1251	204	1001	24	22	1218	172	57	1205	1187	31	30	971	49.68	112	16.812
5	1350	392	929	15	14	1325	315	61	1321	1297	40	178	904	40.86	274	7.155
6	1165	392	736	16	17	1154	402	118	1132	1128	28	193	729	31.62	284	5.411
7	2850	1033	1782	20	19	2825	1054	465	2813	2790	108	1369	1743	28.77	826	6.344
8	1486	692	764	11	19	1461	343	122	1456	1442	14	299	741	37.55	515	8.066
9	4985	2400	2491	53	41	4920	783	133	4891	4839	60	174	2403	47.95	1858	10.216
10	3908	2405	1360	121	22	3877	428	58	3765	3746	18	1	1405	48.82	2012	10.127
11	1720	743	940	12	25	1694	305	53	1683	1677	28	14	905	40.98	509	7.411
12	1742	611	1090	17	24	1725	439	69	1701	1693	28	17	1085	40.97	399	6.918
13	1893	1324	532	26	11	1879	101	9	1856	1830	11	12	509	45.49	1213	8.529
14	679	503	164	3	9	675	18	1	667	661	1	1	155	60.30	456	14.337
15	630	388	230	6	6	627	51	11	618	613	5	1	214	42.59	312	7.122

¹For renter-occupied dwelling units and vacant nonseasonal not dilapidated units, for rent.

²For owner-occupied dwelling units and vacant nonseasonal not dilapidated units, for sale only.

HOUSING—BLOCK STATISTICS

Table 3.—CHARACTERISTICS OF HOUSING FOR WARDS, BY BLOCKS: 1950

[Detailed statistics not shown for blocks containing fewer than 3 dwelling units, nor for dwelling units not allocated by blocks (designated by NR)]

Ward	Block	All dwelling units by occupancy and tenure					All dwelling units by condition and plumbing facilities			Occupied dwelling units				Contract monthly rent ¹		Value ² of one-dwelling-unit structures	
		Total	Owner occupied	Renter occupied	Vacant non-seasonal not dilap. for rent or sale	Other vacant and non-resident	Number reporting	No private bath or dilap.	No running water or dilap.	Total	Persons per room		Occupied by non-white	Number reporting	Average monthly rent (dollars)	Number reporting	Average value (dollars)
											Number reporting	1.51 or more					
1	365	61	21	39					60	60	2	1	39	26.89	13	4338	
	367	49	22	26					48	48	2		26	26.11	17	4894	
	369	6	3	3					6	6			3	44.66	1		
	370	40	7	32		1			40	29	9	6	31	18.90	5	4800	
	371	28	17	11					28	7			10	28.30	13	5830	
	372	43	16	27					43	5			27	30.29	12	4150	
	373	41	27	14					40	22			14	22.35	24	3441	
	374	36	25	9	2			5	36	13		2	8	32.37	23	3534	
	375	24	7	17					24	14			17	24.29	5	4900	
	376	30	11	16	2	1		2	30	12			16	25.06	9	3177	
	377	86	35	50		1		13	86	52		12	50	22.52	29	2789	
	378	13	3	10				4	13	7			10	18.40	2		
	380	9	4	5				8	9	8		9	4	17.00	4	2175	
	381	13	7	6				4	13	4			6	24.33	6	6000	
	382	1															
	390	18	14	4					18	18			4	41.50	12	7333	
	461	29	25	3		1			29	28			3	37.00	24	8583	
	463	19	12	6		1			19	18			6	38.00	11	8272	
	464	4	3			1			4	3					3	8333	
	465	1															
	467	2															
	469	3		3					3	3			2				
	471	15	15						15	15					13	5961	
	472	12	5	7				2	12	12		10	7	15.00	5	11360	
	473	13	10	2	1			2	13	12			1		10	4330	
	474	7	6	1					7	7			1		6	4166	
	475	66	25	40		1		12	65	65		9	40	19.00	23	2543	
	476	19	10						19	15		4	9	30.55	7	2614	
	477	31	17	14				1	31	19		6	14	18.14	16	3168	
	478	14	6	8					13	9			7	21.42	5	3200	
	479	23	18	5				6	23	8		1	5	44.60	15	4826	
	480	8	6	2				1	8	8			1		6	7333	
	482	2															
	488	5	3						5	5			2		5	9200	
	489	6	3	2		1			6	5			3		3	8333	
	490	7	3	4					7	7			4	45.75	1		
	491	5	4	1					5	5			1		4	11250	
	492	13	4	9				3	13	13			9	34.44	4	11250	
	493	3	1	2				1	3	3		1	2				
	495	19	15	4					19	19			4	36.25	15	7933	
	496	16	11	5					16	16			4	39.00	11	8181	
	497	8	7	1					8	8			1		6	8000	
	499	12	11	1					12	12			1		10	7700	
	500	4	3	2					4	4			1		3	13666	
	501	4	2	2					4	4			1				
	502	1															
	503	6	5	1					6	6			1		5	10400	
	504	14	13			1			13	13			12		12	9250	
	505	14	10	4					14	14			4	50.50	6	9250	
	506	17	11	6					17	17			6	50.00	11	10833	
	507	8	2	6					8	8			6	53.66	2	8636	
	508	5	4	1					5	5			1				
	509	2															
	510	6	3	3					6	6			3	42.66	2	15000	
	511	7	7	5					7	7			5	41.00	2		
	512	4	4	3					4	4			3	46.66	4	10000	
	513	3	3						3	3					4	17000	
	514	6	5	1					6	6			1		4	12750	
	515	6	5	1					6	6			1		4	13250	
	516	4	4						4	4					2		
	517	4	4						4	4					4	9250	
	518	4	4	2					4	4			2		4	8250	
	519	5	3	2					5	5			2				
	520	4	4						4	4					4	9750	
	521	3	3						3	3					3	11666	
	522	3	3						3	3					2		
	523	3	2	1					3	3			1				
	524	3	3						3	3							
	527	1															
	528	6	6	8					14	8			7	25.00	4	6375	
	528	14	6	8					14	8			4	39.25	9	4755	
	529	15	11	4					15	15			4				
	532	11	3	8				4	11	9			7	19.14	3	1600	
	533	41	21	3	2	1		6	41	20		5	17	27.76	17	4370	
	534	23	3	3				1	23	2			3	39.36	2		
	535	31	3	3					31	1			3	32.00			
	536	1													1		
	537	1													2		
	538	1													7		
	539	14	8	5		1			13	13			1	40.00	1	12428	
	540	1													1		
	541	4	1	4					4	4			2		4	10750	
	542	16	12	4					16	16		1	4	55.00	11	9636	
	543	19	15	4					19	19			4	44.25	14	9142	
	544	13	12	1					13	13		1	1		12	8666	
	545	5	5						5	5					5	9200	
	546	11	9	2					11	11			2		7	11428	
	547	10	7	3					10	10			3	70.00	6	12833	
	548	11	11						11	11					11	13272	
	551	14	12	2					14	14			2		11	11818	

¹For renter - occupied dwelling units and vacant nonseasonal not dilapidated units, for rent.
²For owner - occupied dwelling units and vacant nonseasonal not dilapidated units, for sale only.

Table 3.—CHARACTERISTICS OF HOUSING FOR WARDS, BY BLOCKS: 1950—Con.

Ward	Block	All dwelling units by occupancy and tenure					All dwelling units by condition and plumbing facilities			Occupied dwelling units			Contract monthly rent ¹		Value ² of one-dwelling-unit structures	
		Total	Owner occupied	Renter occupied	Vacant non-seasonal not dilap., for rent or sale	Other vacant and non-resident	Number reporting	No private bath or dilap.	No running water or dilap.	Total	Persons per room	Occupied by non-white	Number reporting	Average monthly rent (dollars)	Number reporting	Average value (dollars)
1	552	10	9	1					10	10						
	553	6	6						6	6					8	11.875
	555	2	2						2	2					6	9.166
	556	2	2						2	2						
	557	1	1						1	1						
	566	16	14	1	1				16	15					12	8.166
	570	5	3	1		1			5	4		1	1		1	2.666
	571	3	2						3	2					1	
	572	2	2						2	2						
	573	1	1						1	1						
	579	16	10	6					16	16			4	3	9	5.444
	580	17	10	7					17	17	1		4	3	9	5.822
	581	26	16	10					26	26			8	3	14	7.392
	582	5	2	3					5	5			3	1	1	7.871
	583	32	18	13		1			32	31			13	3	14	4.446
	585	36	30	4		2			36	34			4	3	28	7.317
	587	5	3	2					5	5			1	2	3	2.333
	588	4	4						4	3	5		1	2	1	6.833
	589	7	6	1		1			7	7			1	1	6	6.833
	590	8	8						8	8					8	8.125
591	5	5						5	5					5	10.600	
593	1	1						1	1							
596	7	7						7	7			7	2	9	2.57	
597	28	16	12					28	28			12	4	12	4.008	
598	13	2	11					13	13			11	3	1	6.653	
599	1							1	1							
2	141	33	9	23	1			33	32		1	21	4	5	7.600	
	145	8	3			1		8	8			2	5	1	8.600	
	146	28	3	25				28	28			25	7	1		
	147	10						10	10			10	4	9	10.033	
	148	47	15	32				47	44			31	5	12	6.791	
	149	51	15	36				51	50			34	2	12	3.125	
	152	16	4	12				16	16			11	4	3	4.469	
	153	85	42	43				85	85			42	15	3	6	4.883
	154	24	6	18		1		24	23			15	3	1	6	5.420
	155	44	10	34		1		44	44			33	3	10	5.420	
	156	6	6					6	6			6	3	5	4.940	
	157	15	14	1				15	15			14	9	7	7.288	
	158	37	32	5				37	37			32	8	3	8	5.062
	159	28	28					28	28			28	11	2	2	
	160	0	0	0		2		0	0			0	1	1	1	
	161	0	0	0		2		0	0			0	1	1	1	
	162	3	3					3	3			3	2	2	7	7.428
	163	2	2					2	2			2	1	1	4	5.625
	164	4	4					4	4			4	4	6	1	7.333
	165	4	4					4	4			4	4	6	1	5.200
	167	27	5	22		1		27	27			21	3	5	5	5.200
	168	24	8	16				24	24			15	3	3	10	10.000
	170	33	1	32				33	33			19	3	8	3	5.725
	171	7	2	5		1		7	7			3	3	8	1	8.288
	172	6	4	2				6	6			3	2	1	1	8.555
	178	6	6					6	6			6	3	1	1	6.388
	179	6	6					6	6			6	3	1	1	6.843
	180	5	5					5	5			5	2	1	1	6.843
	181	1	1					1	1			1	1	1	6	5.750
	182	0	0	0				0	0			0	1	1	1	5.750
	183	0	0	0				0	0			0	1	1	1	4.855
	184	1	1					1	1			1	1	1	1	6.133
	185	1	1					1	1			1	1	1	1	6.133
	186	4	4					4	4			4	4	6	1	4.444
	187	2	2					2	2			2	2	4	9	4.444
	188	2	2					2	2			2	2	4	9	4.444
	189	2	2					2	2			2	2	4	9	4.444
	190	2	2					2	2			2	2	4	9	4.444
	191	2	2					2	2			2	2	4	9	4.444
	192	2	2					2	2			2	2	4	9	4.444
193	2	2					2	2			2	2	4	9	4.444	
194	2	2					2	2			2	2	4	9	4.444	
195	2	2					2	2			2	2	4	9	4.444	
196	2	2					2	2			2	2	4	9	4.444	
197	2	2					2	2			2	2	4	9	4.444	
198	2	2					2	2			2	2	4	9	4.444	
199	2	2					2	2			2	2	4	9	4.444	
200	2	2					2	2			2	2	4	9	4.444	

¹For renter - occupied dwelling units and vacant nonseasonal not dilapidated units, for rent.
²For owner - occupied dwelling units and vacant nonseasonal not dilapidated units, for sale only.

HOUSING—BLOCK STATISTICS

Table 3.—CHARACTERISTICS OF HOUSING FOR WARDS, BY BLOCKS: 1950—Con.

Ward	Block	All dwelling units by occupancy and tenure					All dwelling units by condition and plumbing facilities			Occupied dwelling units			Contract monthly rent ¹		Value of one-dwelling-unit structures			
		Total	Owner occupied	Renter occupied	Vacant non-seasonal not dilap., for rent or sale	Other vacant and non-resident	Number reporting	No private bath or dilap.	No running water or dilap.	Total	Persons per room		Number reporting	Average monthly rent (dollars)	Number reporting	Average value (dollars)		
											Number reporting	1.51 or more					Occupied by non-white	
2	233	31	20	11					31	31			11	45.63	14	8,742		
	234	50	34	16				50	49			15	37.20	25	7,132			
	235	60	44	16	1	1		59	57	2		32	34.96	12	8,600			
	237	18	4	13	1			18	16	2		12	37.91	2				
	267	14	7	7				14	14			5	45.80	6	7,833			
	270	45	35	10				44	45		1		9	46.44	29	11,620		
	271	55	41	14				55	55				14	34.64	32	7,437		
	272	66	40	26				66	66				25	36.24	31	6,790		
	273	57	24	32	1			57	56				33	41.96	18	7,250		
	274	36	9	27				36	36				25	51.92	6	6,833		
	278	1																
	282	25	19	6				25	25				5	51.80	17	7,705		
	283	47	39	8				47	47				8	36.87	37	6,600		
	284	25	18	7				25	25	1			6	46.66	17	9,029		
	286	61	42	19				60	60				19	35.26	39	6,710		
	355	12	8	3	1			12	11				3	40.00	9	5,333		
	356	9						9	9						8	7,687		
	361	42	13	29				42	24	9			28	28.96	8	2,562		
	362	17	12	5				16	10	1			5	20.40	10	3,250		
	363	10	9	1				10	7				1		8	3,125		
	364	33	20	13				33	17	10			13	26.84	20	3,230		
	366	3		3				3	3				3	18.00				
	368	14	3	11				14	11	8			8	17.37	2			
	385	4		3				4	4				3	31.33	1			
	386	24	9	15				24	24				15	53.46	8	8,312		
	462	19	7	12				19	2				12	44.41	6	8,000		
	3	PART IN BLOCK AREA A																
		861	11		11					11	11			11	51.00			
		862	1							1								
		865	2							2								
		866	4	1	5				4	4			4	51.25				
		868	4		3				4	4			3	74.66				
		869	14		10	4			14	10	4		14	45.64				
		870	7	2	4		1		7	6			4	72.75	1			
		871	9		8	1			9	8			9	43.11				
		3	PART IN BLOCK AREA B															
	38		2							2								
	39		1							1								
	40		4		4				4	4			4	50.75				
	41		21	1	19		1		19	13	4		17	29.70				
42	24			24				22	2			24	46.56					
44	2							2				2						
45	22		1	19	2			21	1	1		20	41.10					
46	22		1	19				22	1			20	50.04	1				
47	1							1				1						
49	20			20				20	20			20	56.25					
50	10		2	7		1		8	4			7	39.42					
52	10		1	9				7	7			6	40.00					
53	30		2	28				30	1			30	43.07					
54	10			10				10	8			9	35.33	1				
56	8		1	7				7	5			7	22.28	1				
57	12		2	10				12	7			10	39.90					
58	7		3	3		1		6	6			3	32.33	3	4,666			
59	4		4					4	4			4		3	8,333			
60	9			9				9	6	2		9		7				
61	5	1	4				5	1	1		5	6	26.71	4	53.00			
4	598	2							2									
	599	6	2	4			6	6				3	66.66	2				
	600	35	8	25	2		32	3				26	59.00	3	17,333			
	601	37	9	28			37					28	44.03	7	9,071			
	602	31	13	17		1	30				1	17	46.00	12	10,583			
	603	29	5	21	2		29					23	45.34	4	9,000			
	604	19	2	17			19	7	3			16	29.37					
	605	40	1	36		3	40		15			37	26.68					
	606	90	8	79	2		90	4	12			35	38.03					
	711	83	6	72	2	3	81	3	18			72	39.75					
	712	12		12			12	2		1		12	38.33					
	713	31	7	23		1	30					20	53.15	5	11,000			
	714	29	7	19		3	29	2				21	48.04	4	10,000			
	715	73	23	48	1	1	73	7				49	52.97	12	10,250			
	716	4	2	2			4					1		2				
	717	41	1	39	1		41					40	55.37					
	718	110	1	107		2	108					108	73.01					
	719	18	2	16			18					16	48.75					
	720	27	8	19			27	11	1			18	36.72	1				
	721	15	6	9			14					8	44.00	7	5,857			
	722	22	4	18			22	1				18	39.61	3	8,333			
	723	35	1	34			29	5				29	45.68					
	724	16	1	15			16	4				15	39.13	1				
	725	7	1	6			7					6	47.66	1				
726	2					2					2							
727	9	5	4			9					4	85.00	1					
728	23	7	13		3	21					20	52.66	5	45,000				

¹For renter - occupied dwelling units and vacant nonseasonal not dilapidated units, for rent.
²For owner - occupied dwelling units and vacant nonseasonal not dilapidated units, for sale only.

HOUSING—BLOCK STATISTICS

Table 3.—CHARACTERISTICS OF HOUSING FOR WARDS, BY BLOCKS: 1950—Con.

Ward	Block	All dwelling units by occupancy and tenure					All dwelling units by condition and plumbing facilities			Occupied dwelling units			Contract monthly rent ¹		Value ² of one-dwelling-unit structures			
		Total	Owner occupied	Renter occupied	Vacant non-seasonal not dilap., for rent or sale	Other vacant and non-resident	Number reporting	No private bath or dilap.	No running water or dilap.	Total	Persons per room		Occupied by non-white	Number reporting	Average monthly rent (dollars)	Number reporting	Average value (dollars)	
											Number reporting	1.51 or more						
6	403	42	18	24			42	13		42	42	2		24	3337	15	4180	
	406	22	25	27			51	21		52	52		1	27	2403	21	4900	
	407	16	3	13			15	4		16	16			13	2723	2		
	410	54	5	46		3	53	23	10	51	51	1		37	2435	3	4300	
	411	24	10	10		4	23	6	2	20	20		2	10	3670	4	6375	
	414	3	3				3			3	3					3	9333	
	417	31	17	14			31	6		31	31			13	4253	10	7600	
	418	21	11	8	1	1	21			19	19			9	4633	3	12333	
	420	1																
	421	51	19	27	2	3	51	6		46	46			28	5671	13	8576	
	422	25	10	15			25	6		25	25			15	5733	4	10500	
	423	12	2	10			12	3	1	12	12			10	3550			
	424	32	11	18	3		32	5		29	29			20	5110	5	5200	
	425	21	5	16			21	7	2	21	21			16	3212	3	6500	
	426	19	14	5			19	1		19	19			5	4122	12	5783	
	427	18	11	7			18	5	2	18	18			7	3585	7	6571	
	428	14	6	8			14	7	3	14	14			8	1925	6	7833	
	429	18	2	16			17	9	6	18	18			15	2993	2		
	430	21	7	13		1	21	4		20	20	1		13	3907	3	4766	
	431	28	6	22			28	8	5	28	27		1	21	4447	2		
	432	39	20	19			39	25	9	39	39		23	19	2047	16	4468	
	433	45	8	37			45	21	8	45	45		25	37	2413	7	3628	
	434	32	2	28	2		31	23	11	30	30	5	22	29	1706	2		
	435	19	4	14		1	19	13	6	18	18		15	14	2228	4	4250	
	436	4	2	2			4	4		4	4	1	4	4		1		
	437	20	6	14			20	7	1	20	20	1	6	14	3192	4	3950	
	438	26	9	17			26	12	1	26	26	3	18	17	2317	7	4114	
	470	8	1	7			8	8		8	8		2	7	2900	1		
	471	10	7	3			9	4		10	9		10	3	2600	5	4000	
	472	6	2	4			6	5	3	6	6		6	4	1650			
	473	3	2	1			3	2	1	3	3		3	1		2		
	474	16	1	15			16	10	4	16	16		6	15	1922	1		
	475	12	2	7	3		12	1	1	9	9	2	2	9	2888	2		
	477	29	3	25		1	29	14	2	28	28		11	25	2580	1		
	478	25	8	16			24	16	11	24	24	1	21	16	2337	8	3312	
	479	11	3	8			11	2	1	11	11		4	8	2550	1		
	480	19	1	17	1		19	18	1	18	18		1	17	2094	1		
	481	22	12	10			21	12	5	22	21	1	12	9	2022	11	3463	
	482	27	4	23			27	13	11	27	27	3	3	23	3947	2		
	483	18	2	16			18	10	5	18	18		4	16	3006			
	484	22	3	19			22	4		22	22	1	1	19	3789	1		
	485	23	11	12			23	9		23	23	1	1	12	2883	8	4937	
	486	24	13	11			23	5	1	24	24			10	4100	9	5833	
	487	20	3	17			20	9	2	20	20			17	2823	2		
	488	24	17	6			24	6		23	23			7	2971	14	5400	
	489	34	20	11	3		34	7	2	31	31	1	1	11	2918	20	4500	
	490	38	11	27			38	1	1	38	38			27	3688	7	4842	
	491	24	8	16			24	3		24	24			16	3112	5	6300	
	492	18	10	8			18	5		18	18			8	2700	10	4510	
493	43	15	26		2	41	11	1	41	40			25	3576	14	7078		
494	1																	
7	277	46	10	36		46	17		46	46	3	2	36	3533	6	5750		
	278	62	32	29	1	62	15		61	61			30	3300	22	5386		
	279	77	28	49		76	49	10	77	76		14	49	1912	24	4079		
	281	1																
	282	5	4			5			5	4			4	5625				
	285	27	28	249	1		27	40	22	27	27	12	23	249	3626	18	2933	
	286	28	6	22			28	1	1	28	28		1	28	6250	4	6250	
	287	42	19	20	2	1	42	3		39	39		18	2294	19	4131		
	288	52	8	49			52	29		57	57	2		49	2367	5	4940	
	289	36	11	23	2		36	14		34	34		23	23	3504	7	6428	
	290	45	12	33			45	12	1	45	45		3	31	3548	8	5187	
	335	48	12	35		1	48	20	2	47	47			35	3260	6	4666	
	336	35	8	27			35	3		35	35	1		27	2962	6	6000	
	337	33	5	27		1	33	6		32	32	1	1	26	3015	3	4166	
	338	36	19	17			36	2		36	36			17	2682	18	5772	
	339	4	4				4		1	4	4		1	2		2		
	340	1																
	341	13	5	7		1	13	10	3	12	12	1		7	2800	2		
	342	28	2	9		1	28	5	4	11	11			9	2600	1		
	343	9	5	4			9	7	6	9	9	1		3	1300	4	5500	
	345	9	1	8			9	7	7	9	9			8	1312	1		
	346	8		2			8	2		8	8			2		5	4700	
	347	16	10	6			16	5	1	16	16		16	6	2583	9	4666	
	348	2					2			2	2							
	349	50	20	28	2		50	19	2	48	47	2	1	30	3670	15	4966	
	391	20	6	14			20	8		20	20			14	3671	4	7250	
	392	25	5	20			25	6		25	25		1	19	3847	2		
	393	14	8	6			14	2	2	14	14		13	6	1950	7	3785	
	394	12	4	8			12	2		12	12		11	8	1837	3	3666	
	395	22	13	8		1	22			21	21		21	8	2437	11	4054	
	396	15	15				15			15	15			13		14	4035	
	397	16	9	7			16	5		16	16			14	2785	5	5500	
398	77	49	28			76	11		77	77		72	26	2600	43	4393		

¹For renter - occupied dwelling units and vacant nonseasonal not dilapidated units, for rent.
²For owner - occupied dwelling units and vacant nonseasonal not dilapidated units, for sale only.

Table 5.—CHARACTERISTICS OF HOUSING FOR WARDS, BY BLOCKS: 1950—Con.

Ward	Block	All dwelling units by occupancy and tenure				All dwelling units by condition and plumbing facilities			Occupied dwelling units			Contract monthly rent ¹		Value ² of one-dwelling-unit structures			
		Total	Owner occupied	Renter occupied	Vacant non-seasonal not dilap. for rent or sale	Other vacant and non-resident	Number reporting	No private bath or dilap.	No running water or dilap.	Total	Persons per room	Occupied by non-white	Number reporting	Average monthly rent (dollars)	Number reporting	Average value (dollars)	
7	399	16	7	9			16	7	1	16	16	16	9	30.77	5	3,600	
	400	16	10	6			16	3		16	16	15	5	21.20	8	3,575	
	401	16	2	14			15	9	2	16	15	1	1	34.53			
	402	14	3	11			14	10		14	14	1	1	37.45	1		
	439	32	7	25			31	20	4	32	31	2	2	30.40	4	3,250	
	440	9	3	5	1		9	4		8	8			45.50	2		
	442	19	7	12			19	15	5	19	19	3	19	12	19.75	6	2,550
	443	16	6	10			14	8		16	15		16	10	24.30	5	2,720
	444	4	2	1		1	4			3	3			1		1	
	445	7		7			7	4		7	7			6	19.50		
	446	7	1	6			6	3		7	7	3	6	6	18.33	1	
	447	5	2	3			5	2	1	5	5		3	2		2	
	448	7	6	1			7	1		7	7	1	1	1		5	3,900
	449	18	6	12			18			18	18		12	58.00	6	8,733	
	450	31	12	19			31			31	30		19	58.78	11	9,081	
	451	10	6	4			10	5	3	10	10	1	4	52.00			
	453	3	3				3			3	3					3	13,166
	454	1															
	455	33	12	21			33	2		33	33		21	49.57	11	10,318	
	456	28	23	5			27			28	27		4	45.00	17	9,417	
	457	8	8				8			8	8					6	8,066
	458	16	14	2			16			16	16		2		14	7,892	
	459	3	2	1			3			3	3		1			6	5,033
	460	15	6	9			15	11	11	15	14		12	9	14.88	1	
	461	33	4	29			33	25	19	33	33	1	11	29	17.48	2	
	462	13	2	11			13	9		13	13		12	11	19.27	2	
	463	11	1	10			11	6		11	11		10	10	18.10		
	464	10	3	7			10	5		10	10		7	19.85	1		
	465	29	4	25			29	23		29	29		25	18.08	4	2,325	
	466	19	7	12			19	9	2	19	19		11	18.90	7	4,100	
	467	21	14	7			21	5	3	21	21		7	19.42	12	3,175	
	468	29	7	22			29	15		29	29		7	25.38	5	3,700	
	469	15	5	10			15	6	1	15	15	1	5	10	20.00	2	
	514	42	5	37		2	42	28	20	40	40		18	34	26.32		
	515	33	9	24			32	25	21	33	33	2	29	23	16.69	9	2,022
	516	46	12	34			46	33	9	46	46		45	31	17.00	8	1,962
	517	33	6	27			33	28	7	33	33	5	26	26	16.80	6	1,866
	518	55	2	53			49	45	23	55	54	1	55	52	13.73	2	
	519	31	1	28		2	30	29	27	29	29	1	25	23	16.82	1	
	520	23	15	8			22	10	9	23	23		7	19.00	12	3,300	
	521	27	1	26			27	12	12	27	26	2	26	26	21.76	1	
	522	17	12	5			17			17	17		5	48.20	11	9,127	
	523	26	13	13			26	2		26	26		13	45.84	9	7,433	
	524	23	19	4			23			23	23		4	59.50	16	10,006	
	525	26	22	4			26			26	26		4	58.75	20	11,270	
	526	5	5				5			5	5				5	11,800	
	527	22	20	2			22			22	22		2		19	8,500	
	528	23	16	7			23			23	23		7	51.14	14	11,607	
	529	23	19	4			23			23	23		4	58.50	17	9,435	
	530	12	7	5			12			12	12		5	58.00	7	6,400	
	531	11	6	5			11	1	1	11	11		5	17.80	5	4,700	
	532	8	6	2			8			8	8		2		5	4,100	
	533	5	4	1			5			5	5		1		3	7,566	
	534	46	17	29	1	1	45	33	28	44	42	5	37	21	20.52	13	2,584
	535	17	8	8			17	12	12	16	16		14	5	24.00	7	3,714
	536	46	18	26	1	1	46	15	15	44	44	1	26	26	22.26	16	41,37
	540	16	3	13			16	9	1	16	16		15	13	17.92	1	
	541	32	12	20			32	15	7	32	32		32	20	18.10	11	2,354
	542	42	17	25		2	41	28	13	40	39	1	40	22	18.18	15	2,580
	543	44	15	29			43	25	21	44	44	2	42	29	20.34	14	3,057
	544	38	10	28			38	18	11	38	38		29	28	24.03	8	3,125
	571	52	14	37		1	52	23	20	51	50	1	42	36	21.83	9	3,233
	572	89	21	68	1	1	88	66	48	87	86	4	83	66	20.63	16	4,443
	573	9	5	4			9	9		9	9		3	3	31.66	1	
	575	6	6				6	6	2	6	5		5	5	26.80		
576	8	1	7			8	6	6	8	8		7	7	32.14	1		
577	55	9	46			55	35	14	55	55		45	29.86	8	5,500		
578	19	6	11		2	19	9	8	17	17	6	37	13	20.53	5	12,500	
613	18		18			18	18	17	18	18	3	18	18	13.83			
621	16	6	9	1		16			15	15		10	65.90	6	8,816		
622	10	6	4			10			10	10		4	76.25	5	13,000		
623	15	14	1			15			15	15		1		12	10,458		
624	10	9	1			10			10	10		1		9	13,888		
625	17	11	6			17	2		17	17		6	53.66	9	11,500		
626	20	13	7	1		19			19	18		5	52.00	14	11,307		
647	6	4	2			6	6		6	6		2	2	9.23	3	9,233	
648	10	7	3			10			10	10		3	53.33	5	8,100		
649	13	10	3		1	13			12	12		3	51.66	8	12,937		
650	14	7	7			14	2		14	14		7	52.14	7	9,714		
651	18	14	4			18	2		18	18		4	58.75	12	15,716		
652	11	10	1			11			11	11		1		8	13,687		
653	13	8	4	1		13	2		12	12		4	30.75	7	7,428		
8	607	28	2	26		28	6	1	28	27	2	17	26	34.46	2		
	608	7		7		7	5	3	7	7		6	7	17.85			

¹For renter - occupied dwelling units and vacant nonseasonal not dilapidated units, for rent.
²For owner - occupied dwelling units and vacant nonseasonal not dilapidated units, for sale only.

HOUSING—BLOCK STATISTICS

Table 3.—CHARACTERISTICS OF HOUSING FOR WARDS, BY BLOCKS: 1950—Con.

Ward	Block	All dwelling units by occupancy and tenure					All dwelling units by condition and plumbing facilities			Occupied dwelling units			Contract monthly rent ¹		Value ² of one-dwelling-unit structures			
		Total	Owner occupied	Renter occupied	Vacant non-seasonal not dilap., for rent or sale	Other vacant and non-resident	Number reporting	No private bath or dilap.	No running water or dilap.	Total	Persons per room		Occupied by non-white	Number reporting	Average monthly rent (dollars)	Number reporting	Average value (dollars)	
											Number reporting	1.51 or more						
8	609	9		9			9	8	6	9	9		9	8	21.37			
	610	11		11			11	8	6	11	11		11	11	17.00			
	611	13	1	12			13	7	4	13	13	1	13	12	14.58	1		
	612	5		4		1	4	2	2	4	4		4	4	17.50			
	616	5	1	4			5			5	5		5	3	47.00	1		
	620	32	22	9	1		32	7		31	31		8	8	35.62	18	679.4	
	654	8	4	4			8	1		8	8		4	4	35.25	4	9.625	
	655	9	7	1		1	9	2		8	8		1	1		6	1141.6	
	656	36	32	4			36	1		36	36		4	4	52.00	29	125.00	
	657	16	14	2			15	1		16	16		2	2		12	1204.1	
	658	12	8	4			12			12	12			4	36.75	8	8.962	
	659	15	11	4			15			15	14			4	36.25	10	8.500	
	680	13	9	4			13	2		13	13			4	40.00	7	8.571	
	681	17	7	10			17	3		17	17			8	51.75	3	9.666	
	682	29	17	9	1	2	28	7		26	26			10	47.20	14	9.564	
	683	21	15	6			21	4		21	21			5	53.40	11	9.972	
	684	33	10	23			33	4		33	33	1		23	56.82	8	1125.0	
	685	9	3	6			9			9	9			6	60.83	2		
	686	8	5	3			8			8	8			3	48.00	4	725.0	
	687	30	18	11		1	30	5		29	29			10	46.50	15	810.0	
	688	34	24	9		1	32	1	1	33	33			8	50.37	21	838.0	
	689	24	10	9		5	20	1		19	19			8	61.87	7	840.0	
	690	24	10	14			24	9		24	24			14	42.71	6	768.3	
	691	10	3	7			10	3		10	10			7	37.14	1		
	696	13	4	9			13	2		13	13			9	60.44	2		
	697	20	8	12			20	1		20	20			11	72.81	7	1171.4	
	698	23	16	7			21	3		23	22			6	66.50	10	1265.0	
	699	42	21	20	1		40	11	2	41	40			21	44.57	13	1226.9	
	700	63	30	33			62	8	1	63	63			33	48.81	24	1166.6	
	701	46	27	18	1		46	6		45	45			17	43.29	21	649.0	
	702	10	4	6			10			10	10			4	36.00	4	525.0	
	703	4	2	2			4			4	4			2		2		
	704	12		12			12	10	7	12	12		11	12	18.33			
	705	39	1	37			38	34	33	38	38		34	37	14.00			
	707	14		12		2	13	13	10	12	12	1	10	12	14.25			
	708	8		8			8	7	2	8	8		7	8	16.75			
	709	14	1	13			14	9	9	14	14		13	13	17.30	1		
	710	54	7	45		2	52	17	5	52	52		19	45	28.88	5	630.0	
	760	10	7	3			10			10	10	1	2	3	22.33	7	300.0	
	762	3		2		1	3	2		2	2		1	2				
	763	24	3	21			24	13	5	24	24		3	20	23.55	3	386.6	
	764	40	15	23	1	1	40	17	2	38	37	1	7	21	40.33	14	628.5	
	765	67	42	23	2		66	9	1	65	65		27	21	37.71	42	563.0	
	766	31	25	5	1		30	3	1	30	30	1	27	5	28.00	25	323.6	
	767	30	20	9	1		28	6	2	29	28		21	9	34.00	18	366.6	
	768	23	14	9			23	7	1	23	23		12	8	37.37	13	553.8	
	769	31	12	19			31	12	3	31	31		19	9	88.94	9	922.2	
	770	25	12	13			25	13		25	23		13	13	52.53	10	916.0	
	771	41	23	18			40	1		41	40		18	17	54.55	17	800.0	
	772	74	39	34	1		74	11	1	73	72	2	34	34	48.44	11	786.3	
	773	67	31	36			67	23		67	67			35	40.88	1		
	774	52	18	33		1	51	5		51	50	1		32	38.81	6	900.0	
	775	2																
	776	1																
	777	2																
	778	23	10	13			23	6	6	23	23		5	13	26.00	9	600.0	
	779	49	21	27	1		49	8	1	48	47		3	27	33.37	18	750.0	
	780	12	8	4			12	2		12	11		3	3	57.66	6	1033.3	
	781	22	14	8			22	2		22	22		8	8	39.25	10	925.0	
	885	18	13	5			17	5	4	18	18		8	4	34.25	10	422.0	
	886	19	9	10			19	4	3	19	18		6	9	35.22	6	491.6	
	9	PART IN BLOCK AREA A																
		788	9	6		3	9			6	6			3	3	98.33	3	1900.0
		789	4	2	2		4			4	4		1	2		2		
		790	140	14	125	1		140			139	139		122	78.25	10	1940.0	
		791	20	16	4			20			20	17		3	78.33	14	1714.2	
		793	5	5				5			5	5			4	11.750		
		794	16	10	5		1	16			15	15		5	51.40	10	1025.0	
		795	20	13	6		1	19		1	19	19		6	50.50	10	1020.0	
		796	25	10	15			23			25	23		13	44.46	7	1971.4	
797		32	24	13			31	2	1	32	30		13	50.69	8	943.7		
798		45	21	24			45	1		45	45		21	50.57	14	903.5		
799		58	38	18	1	1	57	3		56	54		18	18	46.61	23	843.4	
800		64	37	24			64	13		63	60		22	22	44.40	30	716.6	
801		49	24	24		1	48			48	46		19	19	42.68	18	686.1	
802		52	37	15			52	7		52	52		10	10	44.10	32	722.8	
803		48	25	23			47	12	1	48	48	1	6	20	36.75	17	4	
804		9	6	3			9			9	9		2	2		4	800.0	
805		18	12	6			18	2		18	18		6	6	42.83	9	602.2	
806		36	20	16			36	3		36	36		12	12	33.83	17	711.7	
807		22	10	12			22	9		22	22		12	4	30.91	8	656.2	
808		9	5	4			9	1		9	9		4	4	33.25	3	466.6	
809	19	7	12			19			19	19		1	12	39.16	2			
810	13	8	5			13		11	13	13		1	4	32.75	2	857.1		
811	23	16	7			22			23	23		1	7	36.71	15	653.3		

¹For renter - occupied dwelling units and vacant nonseasonal not dilapidated units, for rent.
²For owner - occupied dwelling units and vacant nonseasonal not dilapidated units, for sale only.

Table 3.—CHARACTERISTICS OF HOUSING FOR WARDS, BY BLOCKS: 1950—Con.

Table with 16 columns: Ward, Block, All dwelling units by occupancy and tenure (Total, Owner occupied, Renter occupied, Vacant non-seasonal not dilap., for rent or sale, Other vacant and non-resident), All dwelling units by condition and plumbing facilities (Number reporting, No private bath or dilap., No running water or dilap.), Occupied dwelling units (Total, Persons per room (Number reporting, 1.51 or more), Occupied by non-white), Contract monthly rent (Number reporting, Average monthly rent (dollars)), and Value of one-dwelling-unit structures (Number reporting, Average value (dollars)).

*For renter - occupied dwelling units and vacant nonseasonal not dilapidated units, for rent.
*For owner - occupied dwelling units and vacant nonseasonal not dilapidated units, for sale only.

HOUSING—BLOCK STATISTICS

Table 3.—CHARACTERISTICS OF HOUSING FOR WARDS, BY BLOCKS: 1950—Con.

Ward	Block	All dwelling units by occupancy and tenure					All dwelling units by condition and plumbing facilities			Occupied dwelling units			Contract monthly rent ¹		Value ² of one-dwelling-unit structures		
		Total	Owner occupied	Renter occupied	Vacant non-seasonal not dilap., for rent or sale	Other vacant and non-resident	Number reporting	No private bath or dilap.	No running water or dilap.	Total	Persons per room		Number reporting	Average monthly rent (dollars)	Number reporting	Average value (dollars)	
											Number reporting	1.51 or more					Occupied by non-white
9	70	20	3	17		18		2	20	20			17	40.29	1		
	71	21	7	14		21	3	5	21	21	1		14	36.00	5	5,500	
	72	27	16	11		27	10	2	27	27	1	6	11	24.81	16	5,268	
	73	12	8	4		12			12	12			4	23.00	8	6,425	
	74	22	8	14		22		3	22	22			13	32.53	5	6,400	
	75	10	8	2		10		2	10	10			1		7	4,185	
	76	24	14	8	1	23	7		23	22			7	45.00	10	6,850	
	77	1															
	79	28	20	8		28			28	28			8	52.50	20	9,475	
	80	39	22	17		39			39	39	1		16	51.87	20	10,100	
	81	22	19	3		22			22	22			3	54.00	18	11,750	
	82	18	16	2		18			18	18			2		15	13,466	
	83	6	6			6			6	6					6	29,333	
	84	5	5			5			5	5					5	27,400	
	86	5	5			5			5	5					5	36,000	
	87	8	7	1		8			8	7					7	22,142	
	88	7	7			7			7	7					7	25,285	
	89	6	6			6			6	6					6	46,666	
	90	2															
	92	10	10						10	10						10	32,900
	93	1															
	94	16	15	1		16			16	16			1		14	16,250	
	95	30	23	7		30			30	30			7	58.28	21	11,309	
	96	32	20	9	2	32	1		29	29			9	53.00	22	11,090	
	97	6	2	4		6			6	6			4	51.25	2		
	98	18	13	5		18			18	18			3	60.00	10	13,300	
	99	12	9	3		12			12	12			3	33.33	9	6,888	
	100	7	3	4		7			7	7			4	54.50	3	12,000	
	101	4	2	2		4		1	4	4			1		1		
	102	20	14	6		20	2		20	20			6	50.33	13	10,615	
	103	19	17	2		19			19	19			2		14	10,871	
	104	22	15	5		22		2	20	20			5	47.40	15	10,966	
	105	44	32	12		44			44	44			12	50.00	29	9,655	
	106	39	33	4	2	36			37	37			3	65.00	32	11,031	
	107	24	17	7		24			24	24			7	47.71	12	11,166	
	108	6	6			6			6	6					6	18,000	
	109	4	4			4			4	4					4		
	110	1															
	111	5	3	1		5		1	4	4			1		2		
	112	8	6	1	1	8			7	7			1		7	27,428	
	113	17	17			17			17	17					17	24,117	
	114	5	5			5			5	5					5	23,800	
	115	178	79	96	3	178	1	1	175	175			98	85.98	77	10,561	
	116	75	58	16		75			74	74			16	96.87	57	10,498	
	117	41	18	23		41			41	41			23	85.73	17	10,352	
	118	57	24	31	2	57			55	55			31	89.61	22	10,677	
	119	86	83	3	3	86			83	83		1	86	79.30			
	120	8	8			8			8	8					8	26,000	
	121	8	7	1		8			8	8					5	27,000	
	123	15	13	2		15			15	15			2		7	11,500	
124	10	10			9			10	10					10	11,250		
125	2																
126	27	14	13		27		2	27	27			13	45.61	11	10,272		
127	11	10	1		11			11	11			1		10	11,050		
129	12	6	6		12			12	12		1	6	46.33	3	10,166		
130	76	48	28		76	17		76	76		2	27	36.96	41	5,163		
131	11	6	4		11	6		10	10			4	38.75	3	7,000		
132	10	3	7		9			10	10			7	35.28	2			
133	5	5			4		1	5	5			5	22.80				
134	85	35	50		85	39	2	85	84	1		47	37.12	24	5,612		
135	43	23	20		43	11		43	43			20	33.10	16	5,956		
136	4	1	3		4			4	4			3	38.66				
137	33	12	21		33			33	33		1	21	42.14	7	6,571		
138	57	22	35		56	6		57	56			33	41.96	18	5,583		
139	5	5			5			5	5			5	46.60				
140	54	19	33	1	54	25	1	52	50		5	32	39.37	14	7,121		
165	30	10	20		28	3		30	28			19	45.57	5	8,000		
166	60	19	39	2	60	11		58	57		3	40	40.05	11	5,090		
169	75	34	40		75	10		74	74		1	37	49.37	23	7,278		
173	11	6	5		11			11	11			5	46.60	5	9,500		
174	4	3	1		4			4	4			1		3	8,666		
175	14	10	4		14		1	14	14			4	39.50	10	14,550		
10	105	2							2	2							
	106	72	70	2		72	1	1	72	72	1		2		70	8,672	
	107	71	71			71			71	71					71	8,563	
	108	19	12	7		19	4	2	19	19			7	25.57	11	5,081	
	109	19	7	12		19	4		19	19			12	38.41	16	9,000	
	110	20	18	2		20			20	20			2		16	10,313	
	111	7	7			7			7	7					6	10,633	
	112	42	37	5		41			42	42			4	47.25	36	9,838	
	113	47	37	10		47		2	47	47		1	9	58.00	35	11,100	
	114	42	33	8	1	42			41	41			9	68.11	31	15,532	
	122	16	14	2		16			16	16			1		12	22,083	
	123	27	14	13		27			27	27			13	70.76	13	26,000	

¹For renter - occupied dwelling units and vacant nonseasonal not dilapidated units, for rent.
²For owner - occupied dwelling units and vacant nonseasonal not dilapidated units, for sale only.

Table 3.—CHARACTERISTICS OF HOUSING FOR WARDS, BY BLOCKS: 1950—Con.

Ward	Block	All dwelling units by occupancy and tenure					All dwelling units by condition and plumbing facilities			Occupied dwelling units			Contract monthly rent ¹		Value ² of one-dwelling-unit structures		
		Total	Owner occupied	Renter occupied	Vacant non-seasonal not dilapid., for rent or sale	Other vacant and non-resident	Number reporting	No private bath or dilap.	No running water or dilap.	Total	Persons per room		Number reporting	Average monthly rent (dollars)	Number reporting	Average value (dollars)	
											Number reporting	1.51 or more					Occupied by non-white
10	124	19	14	4	1				19					2		10	26,250
	125	14	12	1	1				13					1	11	29,363	
	126	8	7	1					8						6	24,833	
	127	16	14	2					16					1	14	18,285	
	128	23			23				23					23			
	129	25			25				25					25	8 265		
	130	6	3	2					5	5						3	24,333
	132	36	31	5		1			36	36				5	51.80	31	11,000
	133	26	22	3		1			22	22				1		18	12,472
	134	35	27	8					35	35				7	5 61.4	26	11,038
	135	62	52	10					61	62	2			9	43.00	50	9,650
	136	65	49	16					65	65	8			13	45.53	46	9,260
	137	15	11	4					15	15	4			4	48.75	9	7,444
	138	27	16	9					27	27	4			9	37.77	15	6,620
	139	84	55	29					84	84	3			29	41.68	45	7,428
	140	1															
	141	14	12	2					14	14				2		12	7,208
	142	11	9	2					11	11				2		9	6,977
	144	59	28	29	1	1			59	57				28	3 59.2	23	6,504
	145	33	18	15					33	33	4			15	33.66	14	5,464
	146	37	16	21					36	36	9			19	34.00	11	5,318
	147	7	1	6					7	7				6	57.66		
	148	30	8	22					28	29				21	50.38	6	10,833
	149	34	21	12	1				34	33	6			13	43.07	14	8,178
	150	16	10	5	1	1			16	15	1			4	52.00	4	10,250
	151	17	9	8					17	17				8	61.00	7	14,285
	152	14	9	5					14	14				5	58.00	9	11,611
	153	12	10	2					12	12				9		9	13,444
	154	13	11	2					13	13				2		10	12,250
	156	17	12	5					17	17				5	74.20	11	16,727
	157	35	2	1	32				35	3				33	83.33	2	
	158	36	6	6	30				36	6				35	84.22		
	159	19	17	2					19	19	1	1		1		17	18,058
	160	18	18						18	18						14	20,392
	161	25	14	11					25	25		1		9	90.33	11	24,272
	162	33	21	12					33	33	2	1		12	65.41	18	16,805
	163	47	21	25		1			47	33	2			25	50.24	20	14,965
	164	3	3						3	3				3		3	18,333
	165	9	6	3					9	9				3	58.00	6	9,833
	166	7	7						7	7				7		7	15,785
	167	6	6						6	6						6	9,116
	168	3	2	1					3	3				1		2	
	169	27	21	6					27	27	3	3		6	48.00	21	9,695
	170	17	15	2					17	17				1		15	9,400
	171	23	20	3					23	23	1	1		3	59.66	20	12,350
	172	31	28	3					31	31				3	43.00	27	9,648
	173	39	29	10					39	39	2	1		10	46.30	26	9,076
	174	47	27	20					47	47	13			20	43.85	21	8,880
	175	35	21	14					35	35	4	1		14	39.85	15	9,400
176	55	27	28					53	54	4			28	38.28	19	6,526	
177	6	2	4					6	6				4	41.85			
179	44	25	19					44	44	4			19	47.57	24	7,166	
180	46	28	18					46	46	3			18	39.83	23	7,491	
181	17	13	4					17	17				4	52.00	12	8,316	
182	24	13	11					24	24	2			11	47.00	10	7,500	
183	6	4	2					6	6				2		4	8,750	
184	22	16	6					22	22	3	3		5	30.80	14	8,035	
185	13	9	4					13	13				4	36.25	8	7,562	
186	19	13	6					19	19	4			5	31.80	10	6,850	
187	33	20	13					33	33	8			13	43.53	17	7,152	
188	33	23	9	1				33	32	2			10	50.70	18	10,555	
189	25	18	7					25	25	3			6	48.33	17	13,529	
190	45	28	17					45	45	9	1		16	33.25	27	8,740	
191	27	14	13					27	27	2			11	35.36	11	12,090	
192	14	9	5					14	14				5	60.40	8	11,250	
193	28	23	5					28	28				5	63.60	22	10,204	
194	46	33	13					46	46	2			12	52.58	29	9,986	
195	26	19	6		1			26	25				4	51.75	18	13,500	
196	13	13						13	13						12	21,833	
197	23	15	7		1			22	21				7	67.00	12	21,750	
198	51	32	17		2			48	48				16	68.18	25	10,604	
199	47	35	12					47	47	1			10	54.20	33	9,284	
200	31	25	6					30	30	4			6	61.83	20	11,425	
201	45	15	30					45	45	5			29	59.55	9	14,944	
202	55	36	17	1	1			55	53	1			17	53.23	34	9,255	
203	39	31	6		2			39	37				5	38.40	27	7,181	
204	34	29	5					34	34		1		5	52.40	27	9,370	
205	68	48	20					68	68	8	1		19	43.89	36	7,069	
206	48	30	18					48	48	1			17	30.76	29	9,558	
207	9	5	4					9	9				2		2		
208	12	10	2					12	12				2		8	9,125	
209	41	26	15					41	41	4			15	48.86	21	8,261	
210	27	17	10					27	27				10	41.00	15	8,800	
211	30	18	12					30	30	1			11	40.72	11	7,563	
212	18	8	10					18	18				9	39.88	4	8,625	
213	24	10	14					23	23	5			13	41.84	2		
214	68	32	36					68	68	11	2		36	47.30	22	8,090	

¹For renter - occupied dwelling units and vacant nonseasonal not dilapidated units, for rent.

²For owner - occupied dwelling units and vacant nonseasonal not dilapidated units, for sale only.

HOUSING-BLOCK STATISTICS

Table 3.—CHARACTERISTICS OF HOUSING FOR WARDS, BY BLOCKS: 1950—Con.

Ward	Block	All dwelling units by occupancy and tenure					All dwelling units by condition and plumbing facilities			Occupied dwelling units			Contract monthly rent ¹		Value ² of one-dwelling-unit structures		
		Total	Owner occupied	Renter occupied	Vacant non-seasonal not dilap., for rent or sale	Other vacant and non-resident	Number reporting	No private bath or dilap.	No running water or dilap.	Total	Persons per room		Number reporting	Average monthly rent (dollars)	Number reporting	Average value (dollars)	
											Number reporting	1.61 or more					Occupied by non-white
10	215	34	16	18		34	14	2	34	33			18	42.33	7	921.4	
	216	36	24	12		36	10		36	35			11	33.09	20	766.0	
	217	4	4			4	1	5	4	4					3	783.3	
	218	23	15	8		23	4		23	23			8	40.50	12	741.6	
	219	28	20	8		28	6		28	27			8	40.12	14	653.5	
	220	19	15	4		19	2		19	19			4	42.50	13	570.7	
	221	22	16	6		22	4		22	22	2		6	27.66	12	545.8	
	222	20	10	10		20	8		20	20			10	35.00	5	670.0	
	223	17	12	4		17	6		16	16			4	26.00	8	618.7	
	224	3	2	1		3			3	3					1		
	225	17	4	13		17	4		17	17			12	45.50	3	800.0	
	226	9	2	7		9			9	9			7	45.71	1		
	227	30	16	12	1	30	15		28	28	2		13	39.92	8	750.0	
	228	20	12	8		20	3		20	20			8	46.75	9	694.4	
	229	12	9	3		12	4		12	12			3	43.33	6	891.6	
	230	7	7			7			7	7			7	26.42			
	231	14	2	12		14	1	1	14	14			12	47.00	1		
	232	29	17	11	1	28	11	7	28	27	1		11	41.00	13	500.0	
	233	30	14	16		30	14	3	30	30	1		15	31.60	9	611.1	
	234	24	9	15		24	6	2	24	24	1		15	46.33	4	612.5	
	235	3	3			3			3	3					3	700.0	
	236	72	44	28		71	14		72	70			28	361.0	34	547.0	
	237	13	1	12		13	3		13	13			12	31.91			
	238	1															
	239	41	14	26		41	11		40	40			24	40.41	8	668.7	
	240	26	6	19		25	5	3	25	25			18	45.77	1		
	241	48	32	16		48	15	5	48	48	1		16	39.87	24	558.3	
	242	27	12	15		27	14	1	27	27			14	34.07	7	647.1	
	243	47	26	21		46	14	8	47	47			19	28.73	22	709.0	
	244	58	20	37		57	16	3	57	56	2		35	39.48	12	487.5	
	245	70	35	35		69	7		70	69			32	43.43	30	711.6	
	246	15	4	10		15		1	14	14			10	52.50	3	1433.3	
	247	25	7	18		25			25	25			16	57.62	5	1560.0	
	248	18	8	9	1	18			17	17			10	60.20	7	1007.1	
	249	55	40	14		55		1	54	54			14	54.35	37	904.8	
	250	76	34	41	1	75	23	1	75	75			38	46.36	21	883.3	
	251	76	35	38	3	73	15		73	72			37	55.05	23	1089.1	
	252	7	5	2		7			7	7			2		4	3150.0	
	11	254	1														
		255	28	12	16		28	7	5	28	28			14	38.54	5	1010.0
		256	27	26	7		27	2	1	27	27			6	471.6	21	826.1
		257	15	12	3		15			15	15			12	55.91	11	1050.0
		258	32	17	14		32	10	2	32	32			21	43.28	13	646.9
		259	38	18	14		38	1		38	38			13	45.84	15	740.0
		260	42	25	16	1	42	5	2	41	41			15	37.53	18	950.0
		261	13				13			13	13			13	681.8		
		262	19	8	11		19	2		19	19			11	511.8		
		263	29		27		29		2	27	27	3		26	421.5	5	1380.0
		264	11	1	10		11			11	11			9	54.44		
		265	27	13	13		27	6		26	26		1	13	341.5	11	727.2
266		5	3	2		5	2		5	5			3	37.66	2		
267		6	2	4		6	3	3	6	6			4	37.50	1		
268		44	17	27		44	4		44	44			27	39.48	15	783.3	
269		25	11	13		25	7		24	24		1	12	46.75	9	777.7	
270		5	3	2		5			5	5			2	28	3	833.3	
271		37	16	21		37	10	4	37	37			20	41.00	13	590.7	
272		23	11	11		23	2		22	22			11	59.27	7	771.4	
273		48	19	29		48	14	9	48	48		1	29	35.34	16	618.7	
274		34	13	17		34	10	1	30	30			17	37.05	9	683.3	
275		17	9	8		17	7		17	17		1	7	43.28	6	475.0	
276		9	2	7		9	2		9	9			7	501.4	2		
291		32	13	18		32	7	2	31	31			17	35.52	8	1787.5	
292		42	15	24	3	42	10		39	39			25	35.04	9	458.8	
294		28	9	19		27	13	3	28	27		2	18	36.33	4	462.5	
295		38	19	19		38	11	1	38	38			18	391.1	14	753.5	
296		36	20	13	3	36	7		33	33		1	16	330.0	19	550.0	
297		43	20	22		43	10	1	42	42			22	31.36	15	491.3	
298		41	15	26		41	14	4	41	41		1	26	335.7	12	694.1	
299		23	7	16		23	10	1	23	23			16	38.06	5	792.0	
300		16	11	5		16	3		16	16			5	30.80	11	622.7	
301		15	5	10		15	8	6	15	15			8	237.5	2		
302		8	5	3		8			8	8			3	29.66	2		
303		26	8	17	1	26	5		25	25			17	43.00	5	870.0	
304		19	8	11		19	18		19	18			10	501.0	2		
305		28	15	13		28			28	28			11	43.81	7	707.1	
306		40	20	20		40			40	40		1	20	39.30	13	788.4	
307		27	19	8		27	2		27	27			8	45.62	15	676.6	
308		32	15	16	1	32	1		31	31			16	53.00	10	770.0	
309		39	21	15		35	5		36	36		1	14	47.35	15	770.0	
310		40	17	21		38	10	1	38	38			18	45.72	8	885.0	
311		20	12	8		20			20	20			6	42.50	7	1050.0	
312		6	4			4			4	4					3	1833.3	
313		30	5	23	1	28			28	27		1	20	65.85	4	2125.0	
314		7	1	5		7			7	6			5	71.20	1		
315		26	16	8	1	26	9	1	24	24			9	46.33	8	1168.7	

¹For renter - occupied dwelling units and vacant nonseasonal not dilapidated units, for rent.
²For owner - occupied dwelling units and vacant nonseasonal not dilapidated units, for sale only.

Table 3.—CHARACTERISTICS OF HOUSING FOR WARDS, BY BLOCKS: 1950—Con.

Ward	Block	All dwelling units by occupancy and tenure					All dwelling units by condition and plumbing facilities			Occupied dwelling units			Contract monthly rent ¹		Value ² of one-dwelling-unit structures		
		Total	Owner occupied	Renter occupied	Vacant non-seasonal not dilap., for rent or sale	Other vacant and non-resident	Number reporting	No private bath or dilap.	No running water or dilap.	Total	Persons per room	Occupied by non-white	Number reporting	Average monthly rent (dollars)	Number reporting	Average value (dollars)	
11	316	41	16	23		2	40	17	1	39	39		23	50.26	4	7,250	
	317	19	10	9			17	2		19	18		7	43.28	6	7,833	
	318	39	12	27			37	5		39	38		26	45.23	5	8,500	
	319	31	15	15	1		31	5		30	30		14	44.28	7	7,914	
	321	43	12	31			43			43	43		31	43.54	3	6,500	
	322	24	15	9			24			24	24		8	32.37	13	6,169	
	323	55	13	42			55	1		55	55	1	42	43.71	8	5,312	
	324	25	16	9			25			25	25		9	33.66	8	6,037	
	325	19	7	13			18	8	3	19	19	1	12	25.41	6	4,216	
	326	24	6	16		1	24	6		23	23	5	16	26.56	5	6,300	
	327	7		7			7			7	7	1	7	34.28			
	328	42	18	24			42	7		42	42	2	24	32.95	14	4,592	
	329	10	6	4			10	3		10	10	1	3	38.33	6	4,250	
	330	43	18	24		1	43	22		42	42	4	20	28.70	12	4,758	
	331	22	7	15			22	4		22	22		14	24.21	5	5,600	
	332	14	10	4			14	2		14	14		4	35.25	6	6,416	
	333	27	15	12			27			27	27		12	29.66	15	5,733	
	334	20	6	14			20	3		20	20		13	37.53	5	6,700	
	12	350	16	4	12			16	5		16	16		11	42.53	1	
		351	13	6	6		1	13	3	1	12	12	1	5	31.00	3	5,500
352		21	13	8			21	4		21	21		8	27.00	9	4,277	
353		10	4	6			10	4	1	10	10		6	49.33	3	3,833	
354		33	20	13			33	5		33	33		13	34.46	14	4,550	
355		53	22	31			53	9		53	53	3	30	35.56	20	4,295	
356		29	15	13		1	29	7		28	28		13	27.84	13	3,707	
357		37	16	21		1	37	7	3	37	36		21	34.33	14	3,500	
358		28	4	24			28	5	3	28	28		24	31.87	3	4,833	
359		41	18	23			41	16	1	41	41		23	26.56	18	4,494	
360		49	9	40			48	21	3	49	49	2	40	33.90	4	5,750	
361		31	12	19			31	6		31	31		19	37.84	7	5,000	
362		35	7	28			35	5		35	35		27	33.92	4	7,000	
363		14	8	6			13	4		14	13		6	42.83	3	7,333	
364		42	10	30	1	1	42	5		40	40	1	31	41.74	8	6,187	
365		32	15	16	1	1	32	10		31	31		17	38.00	8	8,000	
366		29	13	13		3	29	9	3	26	26		13	36.15	7	8,571	
367		45	16	29			43	12		45	45		29	46.34	7	8,714	
368		25	13	9			24	3		22	22	1	9	42.55	8	15,000	
369		21	9	11		1	19	1	1	20	19		10	42.10	7	12,428	
370	50	12	36		2	46	2	1	48	46		32	48.37	6	24,333		
371	13	2	4			13	2		13	13		4	72.50	7	20,571		
372	26	6	20		1	25	5		22	22		22	61.27	3	30,000		
373	45	2	37		2	43	10		43	43	2	39	46.87	3	12,333		
374	27	8	19			26	5	3	27	27	3	19	46.63	3	7,500		
375	45	7	38		1	43	7	2	44	44	3	33	41.33	3	7,750		
376	27	12	11	1		26	5		27	27	1	19	41.37	4	7,250		
377	49	17	31		1	48	11		48	48		32	44.25	4	7,250		
378	30	17	13		1	30	14		29	29		13	41.37	5	7,500		
379	53	16	33			53	26	11	53	53		42	39.38	9	8,055		
380	35	11	24			35	12		35	35		24	41.12	2			
381	45	15	27	1	2	45	6	3	42	42		27	32.07	11	6,363		
382	33	14	18		1	33	14	6	32	32	1	17	28.76	8	4,562		
383	32	20	12			32	18		32	32		12	27.41	17	4,547		
384	41	25	15		1	41	13		40	40	1	16	31.00	20	5,210		
385	30	11	18		1	30	10	2	29	29	2	18	25.66	9	5,000		
386	37	17	18		1	37	5	3	35	35		19	27.10	14	4,357		
387	33	16	17			32	8		33	33		17	25.70	9	6,055		
388	40	16	24			39	15		40	40	1	24	24.62	10	5,100		
389	18	5	13			18	1		18	18	3	13	36.84	4	7,750		
390	48	15	33			48	15		48	47	1	33	41.90	9	5,500		
404	27	14	11		2	27	1		25	25	1	12	42.08	10	4,800		
405	50	20	30			49	26	4	50	50	5	30	32.40	12	5,891		
408	25	12	13			25	6		25	25		13	26.38	10	4,200		
409	58	9	46		3	58	9	2	55	54	1	46	27.78	7	3,685		
412	25	10	15			25	14	6	25	23		15	33.20	3	3,666		
415	37	18	19			37	12		37	37	1	18	44.00	13	12,069		
416	28	10	18			28	8		28	28		18	44.50	5	9,140		
419	29	17	11		1	29	3		28	28	1	11	48.72	13	10,138		
420	93	3	87	1	2	93	1		90	89	3	83	83.69	1			
13	173	6	4	2		6			4	4		8	32.12	6	9,766		
	176	14	6	8		14	3		14	14	1	6	40.33	5	4,500		
	177	1	8	6			1		1	1		6	40.33	7	6,357		
	180	27	19	7		1	27	5		26	26		6	40.50	16	5,675	
	181	15	12	3			15			15	15		3	45.00	9	7,055	
	182	14	10	4			14	2		14	14		3	36.00	9	7,288	
	183	24	21	3			24	4		24	24		3	47.00	18	5,655	
	184	16	14	2			16			16	16		1		13	21,307	
	185	5	5				5			5	4				5	19,800	
	186	47	30	16		1	47			46	46		16	78.75	31	10,041	
	190	18	14	4			18	4		18	18		4	45.75	11	6,654	
191	14	12	2			14			14	14		1		12	7,458		
192	13	11	2			13			13	13		2		11	7,363		
193	14	7	6		1	14			13	13		6	43.33	5	6,200		

¹For renter - occupied dwelling units and vacant nonseasonal not dilapidated units, for rent.
²For owner - occupied dwelling units and vacant nonseasonal not dilapidated units, for sale only.

HOUSING—BLOCK STATISTICS

Table 3.—CHARACTERISTICS OF HOUSING FOR WARDS, BY BLOCKS: 1950—Con.

Ward	Block	All dwelling units by occupancy and tenure					All dwelling units by condition and plumbing facilities			Occupied dwelling units			Contract monthly rent ¹		Value ² of one-dwelling-unit structures		
		Total	Owner occupied	Renter occupied	Vacant non-seasonal not dilap., for rent or sale	Other vacant and non-resident	Number reporting	No private bath or dilap.	No running water or dilap.	Total	Persons per room		Occupied by non-white	Number reporting	Average monthly rent (dollars)	Number reporting	Average value (dollars)
											Number reporting	1.51 or more					
13	194	14	12	2		14			14	14			2		11	6,363	
	195	11	4	7		11			11	11			7	43.00	2		
	196	17	8	9		17	11	3	17	17			9	18.33	8	3,812	
	197	20	4	14		20			18	18		1	14	49.64	2		
	237	13	2	11		11	1		13	13			11	33.90	1		
	239	9	3	6		9			9	9			4	56.25	2		
	240	19	13	5		19	1		18	18			5	31.00	10	3,800	
	241	9	9			9			9	9					9	5,311	
	242	7	5	2		7			7	7			2		5	5,080	
	243	1															
	244	69	65	3	1	69			68	68			3	83.33	66	9,572	
	245	20	19	1		20			20	20			2		19	9,747	
	246	13	11	2		12			13	12			1		8	9,787	
	251	5	5			5			5	5					5	10,000	
	252	12	11	1		12			12	12			1		11	9,727	
	253	14	8	6		14			14	14			6	77.66	8	9,400	
	254	20	20			20			20	20					20	9,530	
	255	58	66	1	1	68			67	67			1		67	9,255	
	256	9	67	1	1	68	1	1	67	66			1		67	9,101	
	257	36	33	3		34	1		36	34			1		31	8,987	
	259	6	2	4		6			6	6			4	23.00	2		
	260	11	7	4		11	3		11	11			4	34.75	6	6,350	
	261	10	2	8		10	1		10	10		1	8	53.12	2		
	262	15	13	2		15	1		15	15			2		13	5,407	
	263	9	6	3		9	1		9	9			3	49.33	4	6,625	
	264	20	11	9		20	2		20	20			8	37.75	9	7,611	
	265	37	13	24		36	2		37	37		3	24	37.25	7	6,285	
	266	50	9	40	1	50	2		49	48			40	40.50	3	9,000	
	268	19	10	9		19			19	19		2	40		7	10,785	
	287	4	3	1		4			4	4			9	36.55	3	8,000	
	288	24	11	12		23	10	1	23	23		1	12	43.50	7	6,342	
	289	24	18	6		24			24	24			5	33.40	18	6,938	
	290	6	4	2		6	2	1	6	6			2		4	6,500	
	291	7	5	2		7			7	7			2		5	8,960	
	292	5	3	2		4			5	4		1	2		2		
	293	2	2			2			2	2					2		
	294	10	7	3		10			10	10			3	48.33	4	9,250	
	295	2	2			2			2	2					2		
	296	22	4	18		22			22	9			17	37.41	4	8,450	
	297	5	5			5			5	5		2	4		4	5,900	
	298	9	8	1		9	2		9	9			1		6	4,383	
	299	15	8	7		15			15	15			7	39.42	4	6,425	
	300	2	2			2			2	2					2		
	301	4	2	2		4	2		4	4			2		1		
	302	4	3	1		4			4	4			1		3	7,966	
	303	13	13			13	1	1	13	13					13	6,646	
	304	1				1			1	1							
	305	5	5			5			5	5					5	8,600	
	309	1				1			1	1							
	313	3	3			3	2		3	3					2		
	314	2				2			2	2							
	315	11	9	2		11			11	11			2		8	8,650	
	316	3	3			3			3	3					3	10,333	
	317	8	6	2		8			8	8			2		6	10,466	
	318	5	3	2		5			5	5					3	10,000	
	320	5	5			5			5	5					5	10,200	
	327	3	3			3			3	3					3	14,000	
	328	2				2			2	2							
	335	8	4	4		8	1		8	8			4	45.50	2		
	336	4	2	2		4			4	4			2		1		
	337	8	5	3		8			8	7			3	49.66	4	12,250	
	338	13	11	2		13			13	13			1		11	9,863	
	339	10	9	1		10			10	10			1		8	10,500	
	340	10	8	2		10			10	10			2		8	6,750	
	341	4	4			4			4	4					4	5,750	
	342	4	3	1		4			4	4			1		3	5,500	
	343	1				1			1	1							
	344	20	13	7		20	1		20	20			6	46.83	12	8,000	
	345	34	18	16		34	7		34	34			16	44.87	13	7,861	
	346	8	5	3		8			8	8			2		5	4,660	
	347	17	13	4		17	1		17	17		1	4	37.75	11	6,745	
	348	10	7	3		10	1		10	10			2		7	6,814	
	349	6	4	2		6			6	6			2		2		
	350	7	7			7			7	7					6	8,616	
	351	13	11	2		13			13	12			2		10	7,280	
	352	9	9			9			9	9			4	23.00	4	6,625	
	353	17	9	8		15	2		17	17		2	8	20.50	8	3,687	
	354	10	6	3	1	10	1		9	9			3	35.33	5	5,000	
	359	3	3			3			3	3					3	11,100	
	360	1				1			1	1		1	5	24.40	5		
	361	1				1			1	1							
	362	3	3			3			3	3					2		
	363	4	4			4			4	4					4	9,000	
	364	17	11	6		17	1		17	17			5	38.00	9	5,633	

¹For renter - occupied dwelling units and vacant nonseasonal not dilapidated units, for rent.
²For owner - occupied dwelling units and vacant nonseasonal not dilapidated units, for sale only.

Table 3.—CHARACTERISTICS OF HOUSING FOR WARDS, BY BLOCKS: 1950—Con.

Ward	Block	All dwelling units by occupancy and tenure					All dwelling units by condition and plumbing facilities			Occupied dwelling units			Contract monthly rent ¹		Value ² of one-dwelling-unit structures		
		Total	Owner occupied	Renter occupied	Vacant non-seasonal not dilap., for rent or sale	Other vacant and non-resident	Number reporting	No private bath or dilap.	No running water or dilap.	Total	Persons per room Number reporting	1.51 or more	Occupied by non-white	Number reporting	Average monthly rent (dollars)	Number reporting	Average value (dollars)
13	401	14	10	4					14	14			3	24.66	9	5,922	
	403	2															
	404	1															
	405	1															
	407	9	7	2					9	9			2		6	12,000	
	408	12	6	6					12	12			6	48.66	6	10,083	
	409	16	13	3					16	16			3	46.66	13	9,730	
	410	3	2	1					3	3			1		2		
	411	1															
	412	7	5	2					7	7			2		5	12,000	
	413	2															
	414	2															
	415	4	4						4	4					4	11,000	
	416	7	7						7	7					7	10,571	
	417	28	22	6				1	28	28			5	40.00	21	9,457	
	418	6	4	2					6	5			2		3	9,500	
	419	6	5	1					6	6			1		5	16,200	
	420	23	20	3					23	23			3	56.66	20	10,225	
	421	7	7						7	7					7	9,285	
	422	6	5	1					6	6			1		5	9,900	
	423	3	3						3	3					3	9,166	
	424	13	12	1					13	13			1		12	8,416	
	425	18	10	6	2				18	16			6	72.50	4	12,000	
	426	22	16	6					22	21			6	41.00	14	9,742	
	427	23	14	9					23	23			9	50.00	14	9,178	
	428	14	7	6	1				14	13			5	45.00	8	8,950	
	429	15	13	2					14	14			2		11	8,354	
	430	8	3	5					8	8			5	56.00	1		
	431	22	10	12					22	22			12	55.83	9	8,944	
	432	9	5	4					9	9			4	62.00	3	8,833	
	433	5	4	1					5	5			1		3	8,000	
	435	5	4	1					5	5		1			3	7,433	
	436	8	5	3				1	8	8			3	46.66	5	9,700	
	437	9	6	3					9	9			3	60.00	4	10,875	
	438	4	4						4	4					4	7,625	
	439	33	32	1					33	33			1		31	8,416	
	440	58	42	15		1			57	57		1	15	79.53	37	7,364	
	441	16	13	3					16	16			3	25.00	12	6,441	
	443	3	1	2					3	3					1		
	444	8	4	4					8	8			4	37.75	4	7,125	
	445	6	4	2					6	6			2		4	8,375	
	446	16	10	6		1			16	15			5	41.60	9	6,922	
	447	4	2	2					4	4			2		1		
	448	3	3						3	3					3	7,866	
	449	1															
	453	7		7					7	7			7	38.00			
	456	11		7					11	11			7	35.71	3	5,233	
	457	8	4	4					8	8			2		5	4,760	
	458	1															
	459	2															
	606	58	36	8	14				58	44	44		8	80.62	48	9,720	
	14	1	9	2	7				9	9		1	6	30.00	2		
		2	7	2	5				7	7			5	42.80	1		
		3	3	2	1				3	3					1		
		4	5	4	1				5	5			1		4	27,250	
		5	1														
		7	5	3	2					5	5			2		3	20,000
		8	3	1	2					3	3			1		1	
		9	7	6	1					7	7			1		6	34,166
		10	13	11	2					13	13			2		11	19,000
11		20	19	1					20	20			1		19	14,368	
12		25	14	10		1			24	24			8	41.75	12	9,750	
13		7	4	3					7	7			3	47.00	4	8,500	
14		4	4						4	4					4	20,750	
15		3	3						3	3					3	14,000	
16		9	5	4					9	9			4	53.25	5	11,600	
17		9	3	6					9	9			6	70.66	2		
18		6	2	4					6	6			2		3	9,666	
19		11	4	7					11	11		1	3	30.00	7	7,942	
20		17	9	8					17	17			8	45.37	7	8,500	
21		13	8	5					13	13			5	41.60	6	9,833	
22		6	6						6	6					5	13,500	
23		10	8	2					10	9			1		7	14,571	
24		23	21	2					23	23			2		20	9,480	
25		29	24	5					29	29			5	46.00	23	8,421	
26		4	4						4	4					4	9,125	
27		1															
28		1															
31	3	3						3	3					3	9,166		
32	4	4						4	4					4	9,500		
33	3	2	1					3	3			1		1			
34	6	3	3					6	6			3	37.66	2			
35	10	10						10	10					10	9,860		
36	1																

¹For renter - occupied dwelling units and vacant nonseasonal not dilapidated units, for rent.
²For owner - occupied dwelling units and vacant nonseasonal not dilapidated units, for sale only.

HOUSING—BLOCK STATISTICS

Table 3.—CHARACTERISTICS OF HOUSING FOR WARDS, BY BLOCKS: 1950—Con.

Ward	Block	All dwelling units by occupancy and tenure					All dwelling units by condition and plumbing facilities			Occupied dwelling units			Contract monthly rent¹		Value² of one-dwelling-unit structures	
		Total	Owner occupied	Renter occupied	Vacant non-seasonal not dilap., for rent or sale	Other vacant and non-resident	Number reporting	No private bath or dilap.	No running water or dilap.	Total	Persons per room		Number reporting	Average monthly rent (dollars)	Number reporting	Average value (dollars)
											Number reporting	1.51 or more				
14	37	3	2	1		3	1		3	3		1		2		
	38	3	3			3			3	3				3	9,833	
	39	2														
	40	2														
	41	1														
	42	8	7	1		5			8	5				4	18,500	
	43	2														
	44	6	5	1		6			6	6		1		5	12,200	
	45	10	8	2		10			10	10		2		6	9,500	
	46	10	7			9	1		9	9		2		6	6,750	
	47	13	11	2		13			13	13		2		9	9,277	
	48	6	6			6			6	6				6	9,733	
	49	9	8			9	1		8	8				8	8,375	
	50	8	7	1	1	8			7	7		1		6	11,916	
	51	11	6	4		11	1		11	11		4	63.00	6	9,916	
	52	3	3			3			3	3				3	15,666	
	53	4	4			4			4	4				4	16,625	
	54	14	9	5		14			14	14	1	5	54.00	6	15,833	
	55	12	6	5		12		1	11	11		5	61.20	6	16,500	
	56	8	7	1		8			8	8		1		7	14,285	
	57	10	7	3		10			10	10		3	91.66	4	22,750	
	58	9	1	6		9	1	1	7	7		5	53.00	5		
	59	15	10	4		15			14	14		4	81.25	4	12,062	
	60	14	12	2		14			14	14		2		11	12,863	
	61	6	5			6		1	5	5				5	20,000	
	62	10	9	1		10			10	10		1		5	23,625	
	63	8	7	1		8			8	8				7	10,428	
	64	5	4	1		5			5	5		1		4	10,250	
	65	3	3			3			3	3				3	16,000	
	66	7	3	4		7			7	7		4	80.00	2		
	67	1														
	68	6	4	1	1	6			5	5		2		3	9,333	
	69	5	4	1		5		4	5	5		1		4	17,250	
	70	2														
	71	1														
	72	5	5			5			5	5				5	9,000	
	73	1														
	80	4	4			4			4	4				4	10,250	
	81	5	4	1		5			5	5		1		4	9,925	
	82	4	4			4			4	4				4	10,625	
	83	4	3	1		4			4	4		1		3	11,333	
	84	5	5			5			5	5				4	10,500	
	85	17	8	9		17		2	17	17		9	46.66	6	8,028	
	86	4	4			4			4	4				4	14,750	
	87	9	5	4		9			9	9		3	62.33	5	10,100	
	88	10	8	2		10			10	10		2		8	9,187	
	90	9	8			9			8	8				7	24,187	
	91	24	15	9	1	24			22	22		16	101.62	7	34,428	
	92	10	10			10			10	10				9	28,333	
	93	9	8	1		9			9	9		1		8	29,625	
	94	13	13			13			13	13				13	27,692	
	98	16	14	2		16			16	16		2		13	13,269	
	99	13	12	1		13		1	13	13				11	16,090	
	100	2														
15	627	20	14	6		20			20	20		6	52.83	12	8,500	
	628	28	21	7		28			28	28				17	6,588	
	629	14	7	7		14		2	14	14	1			7	6,900	
	630	4	2	2		4			4	4				2		
	631	4	3	1		4		1	4	4		2		3	4,800	
	632	1														
	633	6	3	3		6			6	6		2		2		
	634	6	2	4		6		2	5	5		3	28.33	2		
	635	6	5	1		6		1	5	5		1		5	3,900	
	636	2														
	637	8	5	3		8			8	8						
	638	2														
	639	7	4	3		7			7	7		3	34.33	3	6,500	
	641	11	7	4		11		2	11	11	1			4		
	642	9	6	3		9		4	9	9				4	5,800	
	643	15	11	4		15			15	15		4		9	4,555	
	644	13	7	6		13		4	13	13				6	6,333	
	645	27	20	6		27		3	26	26		6	39.40	17	7,000	
	646	11	9	2		11			11	11		1		9	8,411	
	660	14	11	3		14			14	14		3	37.66	11	8,245	
	661	15	10	4	1	15			14	14	1	4	35.00	4	5,675	
	662	10	7	2		10			9	9		2		7	7,628	
	663	15	13	2		15			15	15		2		13	5,153	
	664	8	5	3		8			8	8		3		4	5,500	
	665	13	7	6		13			13	13		7	40.33	4	5,875	
	666	8	7	1		8			8	8		1	49.00	7	4,471	
	667	8	7	1		8			8	8		1		7	5,571	
	668	2														
	669	6	5	1		6		1	6	6		1		4	5,400	
	671	1														
	672	15	11	4		15			15	15		4	53.25	10	8,640	
	673	14	8	6		14			14	14		5	37.00	8	8,812	
	674	22	12	10		22		1	22	22		10	42.50	6	6,433	

¹For renter - occupied dwelling units and vacant nonseasonal not dilapidated units, for rent.

²For owner - occupied dwelling units and vacant nonseasonal not dilapidated units, for sale only.

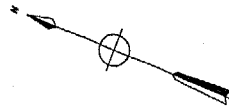
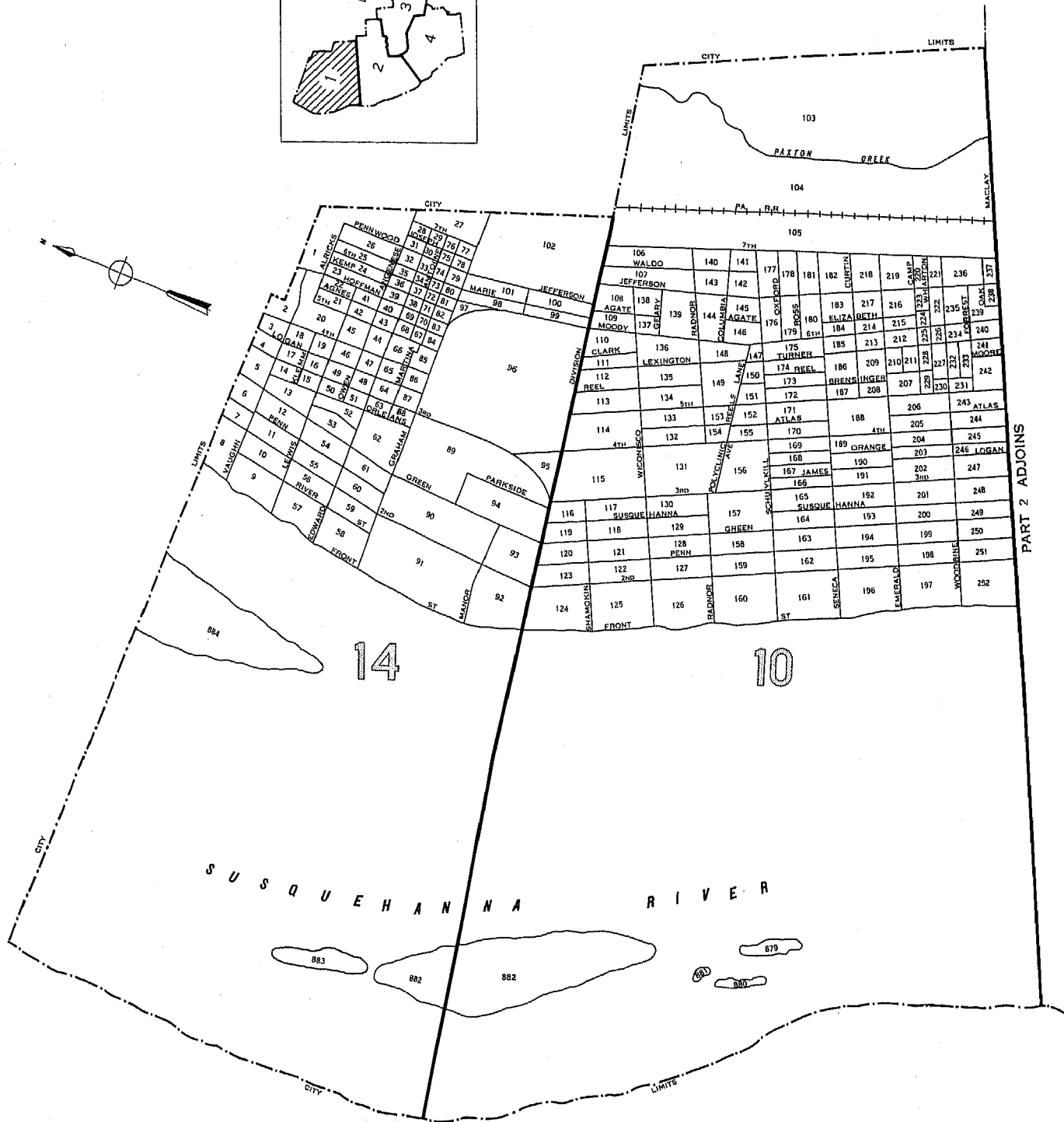
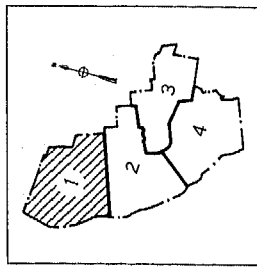
Table 3.—CHARACTERISTICS OF HOUSING FOR WARDS, BY BLOCKS: 1950—Con.

Ward	Block	All dwelling units by occupancy and tenure					All dwelling units by condition and plumbing facilities			Occupied dwelling units			Contract monthly rent ¹		Value ² of one-dwelling-unit structures		
		Total	Owner occupied	Renter occupied	Vacant non-seasonal not dilap., for rent or sale	Other vacant and non-resident	Number reporting	No. private bath or dilap.	No. running water or dilap.	Total	Persons per room		Occupied by non-white	Number reporting	Average monthly rent (dollars)	Number reporting	Average value (dollars)
											Number reporting	1.51 or more					
15	675	16	11	5					16	1.6			4	42.75	8	588.7	
	676	17	13	4					17	1.7			3	33.33	12	534.1	
	677	11	4	7					11	1.1			7	37.57	3	800.0	
	678	22	15	7					22	2.2			7	38.57	11	616.3	
	679	28	19	8	1				27	2.7			7	34.42	18	641.6	
	692	27	13	13		1			27	2.7			13	44.53	9	618.6	
	693	15	8	6		1			14	1.4	41		6	56.33	6	575.0	
	694	25	10	13		2			25	2.5	11		11	43.81	6	666.6	
	695	19	8	11					19	1.9			9	40.88	3	666.6	
	696	23	13	10					23	2.3	1		5	57.00	11	986.3	
	781	33	24	8	1				32	3.2			9	56.33	20	1121.75	
	782	17	12	5					17	1.7			5	46.00	6	700.0	
	783	25	6	16		3			25	2.5	3		16	48.87	4	1212.5	
	784	7	2	5					7	0.7			5	61.80			
	785	11	4	7					11	1.1			7	43.14	3	1150.0	

¹For renter-occupied dwelling units and vacant nonseasonal not dilapidated units, for rent.
²For owner-occupied dwelling units and vacant nonseasonal not dilapidated units, for sale only.

HARRISBURG, PENNSYLVANIA, BY WARDS AND BLOCKS: 1950

PART I OF 4 PARTS

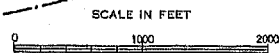
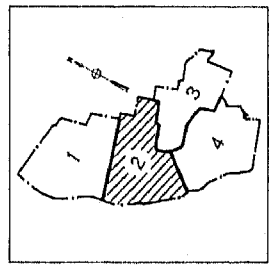
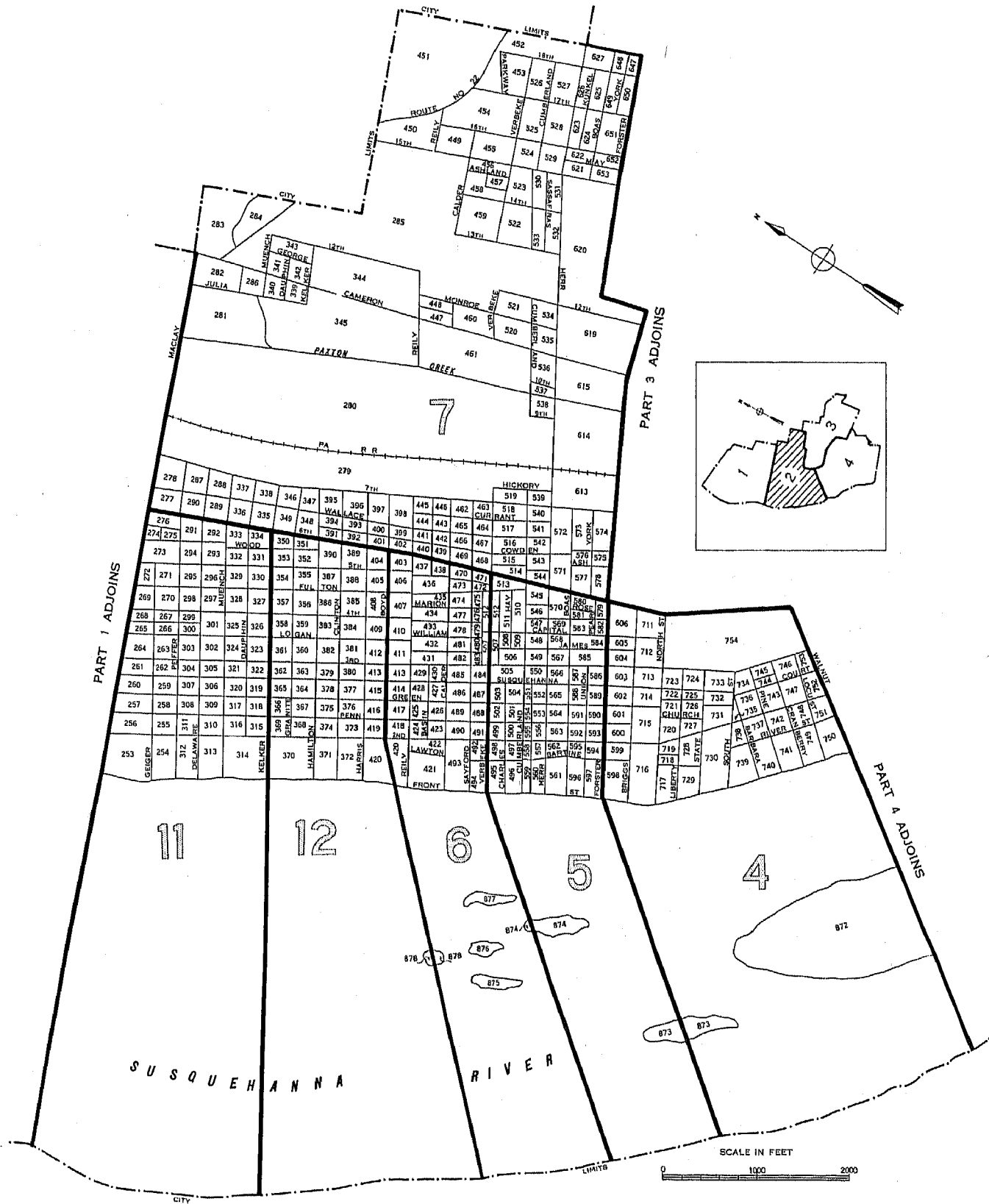


- LEGEND
- BLOCK NUMBERS 25
 - WARD NUMBERS 2
 - WARD BOUNDARIES
 - BLOCK AREA LETTERS A
 - BLOCK AREA BOUNDARIES
- U.S. DEPARTMENT OF COMMERCE, BUREAU OF THE CENSUS

PART 2 ADJOINS

HARRISBURG, PENNSYLVANIA, BY WARDS AND BLOCKS: 1950

PART 2 OF 4 PARTS



- LEGEND
- BLOCK NUMBERS 25
 - WARD NUMBERS 2
 - WARD BOUNDARIES
 - BLOCK AREA LETTERS A
 - BLOCK AREA BOUNDARIES
 - U.S. DEPARTMENT OF COMMERCE. BUREAU OF THE CENSUS


HARRISBURG, PENNSYLVANIA. BY WARDS AND BLOCKS: 1950

PART 3 OF 4 PARTS.



PART 2, ADJOINS

PART 4 ADJOINS



LEGEND

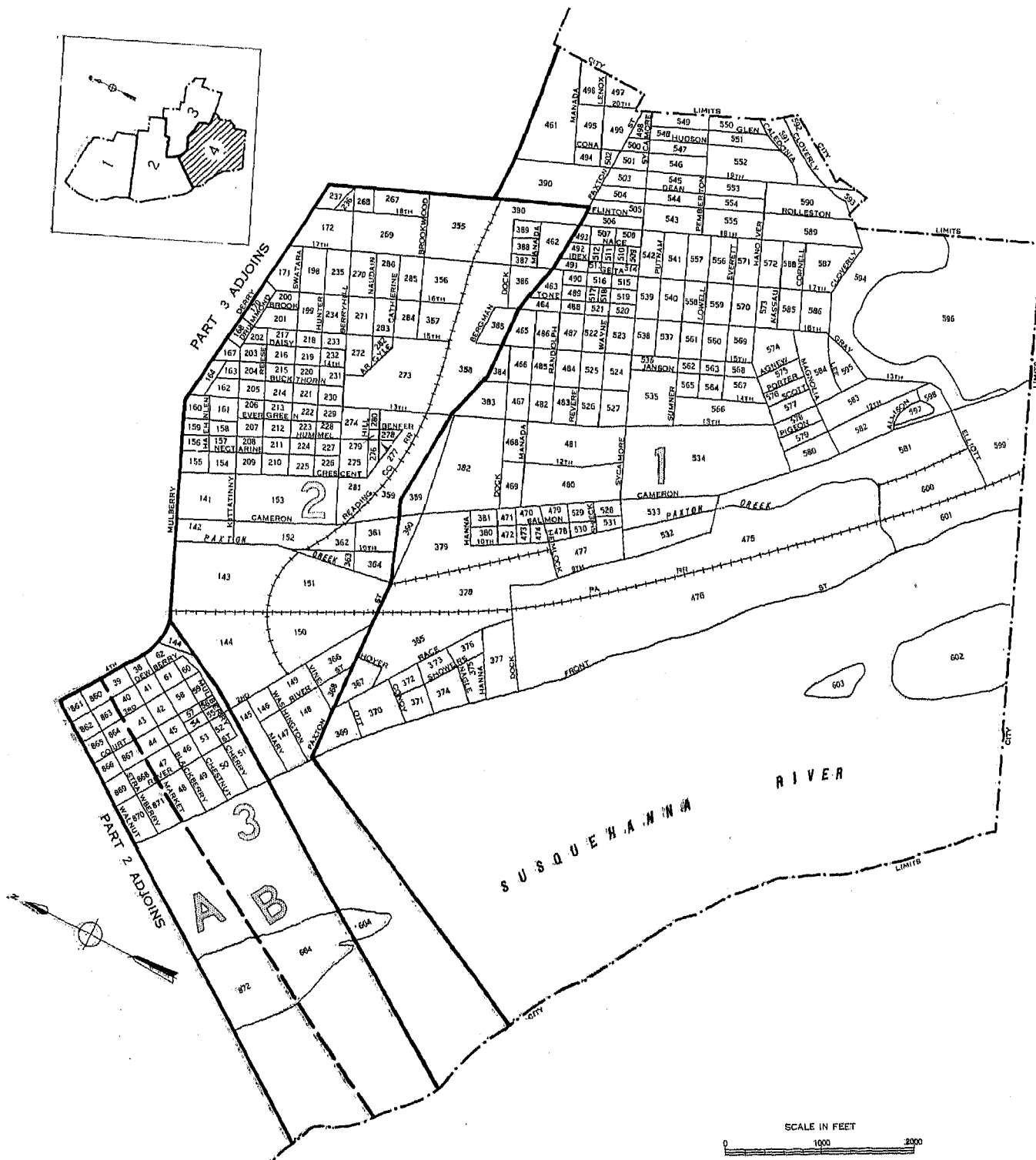
- BLOCK NUMBERS
- WARD BOUNDARIES
- BLOCK AREA LETTERS
- BLOCK AREA BOUNDARIES

U.S. DEPARTMENT OF COMMERCE, BUREAU OF THE CENSUS


25
2
A

HARRISBURG, PENNSYLVANIA, BY WARDS AND BLOCKS: 1950

PART 4 OF 4 PARTS



SCALE IN FEET



LEGEND

BLOCK NUMBERS

WARD NUMBERS

BLOCK AREA LETTERS

BLOCK AREA BOUNDARIES

U.S. DEPARTMENT OF COMMERCE, BUREAU OF THE CENSUS


25

2

A

1950 UNITED STATES CENSUS OF HOUSING

U. S. DEPARTMENT OF COMMERCE • BUREAU OF THE CENSUS



HARTFORD, CONN.

**BLOCK
STATISTICS**

U. S. CENSUS OF HOUSING: 1950

Volume

- I General Characteristics
- II Nonfarm Housing Characteristics
- III Farm Housing Characteristics
- IV Residential Financing
- V Block Statistics

Housing statistics for census tracts are to be included in the Population reports on census tracts.

U. S. CENSUS OF POPULATION: 1950

Volume

- I Number of Inhabitants
- II Characteristics of the Population

Succeeding volumes will cover the following subjects:

Census Tracts, Nativity and Parentage, Nonwhite Population by Race, Persons of Spanish Surname, Institutional Population, Differential Fertility, Labor Force Characteristics, Occupation, Industry, Income, Internal Migration, Education, Characteristics of Families and Households.

UNITED STATES CENSUS of HOUSING : 1950
U. S. DEPARTMENT OF COMMERCE BUREAU OF THE CENSUS
CHARLES SAWYER, Secretary ROY V. PEEL, Director



BLOCK STATISTICS

HARTFORD
CONNECTICUT


Prepared under the supervision of
Howard G. Brunzman, Chief
Population and Housing Division

1950 HOUSING CENSUS REPORT

VOLUME V, PART 77

UNITED STATES GOVERNMENT PRINTING OFFICE 1952

BLOCKS • CENSUS TRACTS





BUREAU OF THE CENSUS

ROY V. PEEL, *Director*

A. ROSS ECKLER, *Deputy Director*
HOWARD C. GRIEVES, *Assistant Director*
CONRAD TÆUBER, *Assistant Director*
MORRIS H. HANSEN, *Assistant Director for Statistical Standards*
ROBERT Y. PHILLIPS, *Assistant Director for Operations*
CALVERT L. DEDRICK, *Coordinator, International Statistics*
FRANK R. WILSON, *Information Assistant to the Director*

Population and Housing Division—

HOWARD G. BRUNSMAN, *Chief*
WAYNE F. DAUGHERTY, *Assistant Chief for Housing*
ROBERT B. VOIGHT, *Assistant Chief for Operations*
HENRY S. SHRYOCK, Jr., *Assistant Chief for Population*
EDWIN D. GOLDFIELD, *Program Coordinator*

Quality and Equipment Statistics—ROBERT C. HAMER, *Chief*
Inventory Statistics—CARL A. S. COAN, *Chief*
Developmental Programs—J. HUGH ROSE, *Chief*
Residential Financing—JUNIA H. HONNOLD, *Chief*
Territories and Possessions—JOEL WILLIAMS, *Chief*
Statistical Sampling—JOSEPH STEINBERG, *Chief*
Statistical Procedure—MORTON A. MEYER, *Chief*
Processing Operations—MILTON D. LIEBERMAN, *Chief*

Administrative Service Division—WALTER L. KEHRES, *Chief*
Agriculture Division—RAY HURLEY, *Chief*
Budget Officer—CHARLES H. ALEXANDER
Business Division—HARVEY KAILIN, *Acting Chief*
Field Division—LOWELL T. GALT, *Chief*
Foreign Trade Division—J. EDWARD ELY, *Chief*
Geography Division—CLARENCE E. BATSCHELET, *Chief*
Governments Division—ALLEN D. MANVEL, *Chief*
Industry Division—MAXWELL R. CONKLIN, *Chief*
Machine Tabulation Division—C. F. VAN AKEN, *Chief*
Personnel Division—HELEN D. ALMON, *Chief*

SUGGESTED IDENTIFICATION

U. S. Bureau of the Census. *U. S. Census of Housing: 1950. Vol. V, Block Statistics, Part 77.*
U. S. Government Printing Office, Washington, D. C., 1952.

For sale by the Superintendent of Documents, U. S. Government Printing Office, Washington 25, D. C.,
or any of the Field Offices of the Department of Commerce - Price 15 cents

PREFACE

This report presents statistics on characteristics of dwelling units by blocks for the city. The tabulations are based on data from the 1950 Census of Housing, taken as of April 1, 1950. Authorization for the 1950 Census of Housing as part of the Seventeenth Decennial Census was provided by the Housing Act of 1949, approved July 15, 1949.

The major portion of the information compiled from the 1950 Census of Housing appears in Volume I, *General Characteristics*; Volume II, *Nonfarm Housing Characteristics*; Volume III, *Farm Housing Characteristics*; Volume IV, *Residential Financing*; and Volume V, *Block Statistics*. Volume V consists of separate reports, issued as bulletins for each of the 209 cities which in 1940 or in a subsequent census had a population of 50,000 or more. These reports will not be bound into a single publication.

The subjects covered in both the 1950 and 1940 reports on characteristics of dwelling units by blocks are substantially similar.

This report was prepared under the direction of Howard G. Brunzman, Chief, Population and Housing Division, and Wayne F. Daugherty, Assistant Chief for Housing. Robert C. Hamer, Chief, Quality and Equipment Statistics Section, was in charge of coordinating the content and the format of the report with assistance from Carl A. S. Coan, Chief, Inventory Statistics Section; Floyd D. McNaughton, Chief, Equipment and Facilities Unit; Beulah Washabaugh, Chief, Tenure and Vacancy Unit; and Walter A. Hines. The compilation of the statistics was under the supervision of Robert B. Voight, Assistant Chief for Operations.

The collection of the information on which these statistics are based was under the supervision of Lowell T. Galt, Chief, Field Division. The geographic work, including the assignment of all block numbers and the preparation of maps, was under the supervision of Clarence E. Batschelet, Chief, Geography Division. The data were tabulated under the supervision of C. F. Van Aken, Chief, Machine Tabulation Division.

February 1952.

HARTFORD, CONN.

CONTENTS

INTRODUCTION

	Page		Page
General.....	1	Definitions and explanations—Continued	
Related reports.....	1	Condition and plumbing facilities.....	2
Census tracts.....	1	Persons per room.....	2
Use of data.....	1	Color of occupants.....	2
Comparability with 1940 Housing Census data.....	1	Contract monthly rent.....	2
Definitions and explanations.....	1	Value of one-dwelling-unit structures.....	2
Dwelling unit.....	1	Number reporting.....	2
Occupancy and tenure.....	2	Block identification.....	2

TABLES

	Page
Table 1.—Characteristics of housing for the city: 1950.....	3
Table 2.—Characteristics of housing by census tracts: 1950.....	3
Table 3.—Characteristics of housing for census tracts, by blocks: 1950.....	4

Map of city, by blocks, appears following last page of tables.

BLOCK STATISTICS

INTRODUCTION

GENERAL

Volume V of the Reports on Housing consists of a separate report for each of the 209 cities which in 1940, or in a subsequent census prior to 1950, had a population of 50,000 or more. Each report presents for the city, by blocks, tabulations for a limited number of subjects obtained in the Census of Housing. The subjects in these reports are similar to those in the block statistics supplements to Volume I of the reports of the 1940 Census of Housing. The subjects in this report present the number of dwelling units classified by occupancy and tenure, condition and plumbing facilities, persons per room, color of occupants, average contract monthly rent of renter-occupied and selected vacant units, and the average value of one-dwelling-unit owner-occupied and selected vacant structures. In table 1, the statistics for these subjects are summarized for the city. Table 2 contains the statistics for census tracts. In table 3, the data are presented by blocks within census tracts. Maps identifying the location of each block and the census tract boundaries are a part of this report.

Related reports.—Related statistics for this city are contained in the Reports on Housing, Volume I, *General Characteristics*; and in the Reports on Population, Volume I, *Number of Inhabitants*, and Volume II, *Characteristics of the Population*.

The Reports on Housing for each State in Volume I present data on the characteristics of dwelling units for the State by residence (urban, rural nonfarm, and rural farm), for standard metropolitan areas, urbanized areas, counties, for urban places, places of 1,000 to 2,500 inhabitants, and rural-nonfarm and rural-farm dwelling units for each county. Each report includes the following subjects: occupancy, tenure, race of occupants, type of structure, year built, condition and plumbing facilities, water supply, toilet and bathing facilities, number of rooms, number of persons, persons per room, electric lighting, heating equipment, heating and cooking fuels, refrigeration equipment, kitchen sink, radio, television, and, for nonfarm units, the contract monthly rent, gross monthly rent, and value of one-dwelling-unit structures.

Volume I of the Reports on Population shows the 1950 population of each county and of each minor civil division within the county. It also contains figures for each incorporated place, for each unincorporated place with 1,000 or more inhabitants, and for incorporated places of 5,000 or more by wards. A special series of tables presents data for each urbanized area giving the incorporated places and portions of minor civil divisions within it.

Volume II of the 1950 Population Reports contains statistics on the general characteristics of the population. Chapter A of this volume repeats the figures on number of inhabitants as shown in Volume I; Chapter B presents demographic, economic, and social characteristics of the population; and Chapter C gives more detailed cross-classifications for States and large cities and standard metropolitan areas.

Census tracts.—Census tracts are small areas into which certain large cities have been subdivided for statistical and local administrative purposes. In most cases the tracts are permanently established, so that comparison may be made from census to census. The boundaries of tracts are established so as to include approximately equal numbers of inhabitants or equal areas; and each tract is designed to represent an area that is fairly

homogeneous in population characteristics. Although the tracted areas of some cities extend into the suburbs, the data shown in this report are restricted to the tracts within the corporate limits of the city.

Use of data.—The tabulation of housing characteristics for areas as small as city blocks provides descriptive material of considerable value for technical studies of housing in the city. The statistics will be useful in compiling totals for special types of areas that may be defined to meet the requirements of individual investigators. Users of the data should bear in mind that in practically all cases the data for a given block represent the work of only one enumerator. Consequently, housing characteristics for blocks are subject to a wider margin of error than is to be expected in the figures for tracts or wards which represent returns made by a number of enumerators. Misinterpretation of instructions by one enumerator may cause a significant bias in the statistics for a block even though it may have a negligible effect upon the figures for larger areas. In particular, the enumeration of "condition" depended to a considerable extent upon the judgment of the individual enumerator. Also, failure to indicate the correct block number for a significant number of dwelling units may introduce errors into the block data.

Comparability with 1940 Housing Census data.—In the 1940 Census of Housing, reports entitled "Block Statistics" were issued as supplements to the first series of Housing bulletins. These supplements consisted of separate reports for each of the 191 cities which had 50,000 inhabitants or more in 1930.

In the 1950 reports, the block numbers used are different, in most cases, from those used in the 1940 reports. Therefore, to compare 1940 and 1950 data for a given block, it is necessary to locate the block on the maps to obtain the corresponding 1940 and 1950 block numbers.

The subjects in both the 1940 and 1950 reports are substantially similar. However, data on number of structures, year built, and mortgage status have been omitted from the 1950 report. Furthermore, in the 1940 reports average contract or estimated monthly rent was reported for all dwelling units while in 1950 average contract monthly rent is reported for some, and average value for other, dwelling units.

DEFINITIONS AND EXPLANATIONS

More detailed and complete definitions are presented in Volume I of the Housing Reports.

Dwelling unit.—In general, a dwelling unit is a group of rooms or a single room, occupied or intended for occupancy as separate living quarters, by a family or other group of persons living together or by a person living alone.

A group of rooms, occupied or intended for occupancy as separate living quarters, is a dwelling unit if it has separate cooking equipment or a separate entrance. A single room, occupied or intended for occupancy as separate living quarters, is a dwelling unit if it has separate cooking equipment or if it constitutes the only living quarters in the structure. Also, each apartment in a regular apartment house is a dwelling unit even though it may not have separate cooking equipment. Excluded from the dwelling unit count are large rooming houses, institutions, dormitories, and transient hotels and tourists courts.

In the 1940 Census, a dwelling unit was defined as the living quarters occupied or intended for occupancy by one household.

A household consisted of a family or other group of persons living together with common housekeeping arrangements, or a person living entirely alone. However, the enumerator was not explicitly instructed to define rooms as dwelling units on the basis of cooking equipment or separate entrance.

The number of dwelling units in the 1950 Census may be regarded as comparable with the number of dwelling units in the 1940 Census. Some living quarters may have been classified as separate dwelling units in the one census and not in the other. Further, in the 1950 Census, living quarters with five or more lodgers were not tabulated as dwelling units; generally, such quarters were included in the 1940 dwelling unit count. However, the net effect of these changes is probably small.

Occupancy and tenure.—Dwelling units are classified by occupancy and tenure into four groups: owner-occupied; renter-occupied; vacant nonseasonal not dilapidated, for rent or sale; and other vacant and nonresident. A dwelling unit is classified as owner-occupied if it was owned wholly or in part by the head of the household or by some related member of his family living in the dwelling unit. All other occupied units are classified as renter-occupied whether or not cash rent was actually paid for living quarters. Rent-free units and living accommodations received in payment for services performed are thus included with the renter-occupied units.

A dwelling unit is considered vacant if no persons are living in it at the time of enumeration. New units not yet occupied were enumerated as vacant dwelling units if construction had proceeded to the extent that all the exterior windows and doors were installed and final usable floors were in place. The classification "Vacant nonseasonal not dilapidated, for rent or sale" is descriptive of the vacant dwelling units reported in this classification. "Other vacant and nonresident" units include all dilapidated and seasonal vacant units as well as the not dilapidated units which were not for rent or sale.

Because of changes in enumeration procedures, the counts of total vacant units in 1940 and 1950 are not strictly comparable. In 1940, vacant units were enumerated if they were habitable; units uninhabitable and beyond repair were excluded from the enumeration. In 1950, units were included regardless of condition if they were intended for occupancy as living quarters. Therefore, no comparison should be made between the data on "vacant nonseasonal not dilapidated, for rent or sale" units from the 1950 Census and data in the 1940 Census reports.

In both censuses, dwelling units occupied entirely by non-residents were included with vacant units not for rent or sale. Trailers, tents, houseboats, and railroad cars which were vacant were excluded from the dwelling unit inventory in both 1950 and 1940.

Condition and plumbing facilities.—Data on condition of a dwelling unit are shown in combination with data for selected plumbing facilities and are, therefore, limited to units for which both condition and plumbing facilities are reported. Plumbing facilities include water supply, toilet facilities, and bathing facilities.

The category "with private bath" includes those dwelling units reported with both a flush toilet and a bathtub or shower inside the structure for the exclusive use of the occupants of the unit. The category "no private bath" includes those dwelling units not having private flush toilet or not having private bathing facilities. The "no running water" category includes units with only piped running water outside the structure or with only other sources such as a hand pump.

A dwelling unit is "dilapidated" when it is run-down or neglected, or is of inadequate original construction, so that it does not provide adequate shelter or protection against the elements or it endangers the safety of the occupants.

Persons per room.—The number of persons per room has been computed for each occupied dwelling unit by dividing the number

of persons in the dwelling unit by the number of rooms in the dwelling unit. All persons enumerated in the Population Census as members of the household (including lodgers, servants, and other nonrelated persons) are counted in determining the number of persons that occupy the dwelling unit. The number of rooms in the dwelling unit includes all rooms available for living quarters throughout the year. Not counted as rooms are bathrooms, closets, pantries, halls, screened porches, and unfinished rooms in the basement and attic.

Color of occupants.—Occupied dwelling units are classified by color of head of household according to the definition used in the 1950 Census of Population. The group designated as "non-white" consists of Negroes, Indians, Japanese, Chinese, and other nonwhite races. Persons who are not definitely Indian or of other nonwhite race are classified as white.

Contract monthly rent.—Contract monthly rent is the rent, at the time of enumeration, contracted for by the renter regardless of whether it includes furniture, heating fuel, electricity, cooking fuel, water, or personal services.

Monthly rent for vacant dwelling units is the amount asked for the dwelling unit at the time of enumeration. The average monthly rent relates to renter-occupied dwelling units and vacant nonseasonal not dilapidated units for rent. Dwelling units which are occupied "rent-free" are not included with the units reporting rent.

Value of one-dwelling-unit structures.—Average value is shown for owner-occupied dwelling units and vacant nonseasonal not dilapidated units which are for sale only. Value is shown only if the unit is in a one-dwelling-unit structure without business and if it is the only dwelling unit included in the property. The value represents the amount for which the owner estimates that the property, including such land as belongs with it, would sell under ordinary conditions and not at a forced sale. For vacant units, value is the sale price asked by the owner.

Number reporting.—Occupancy and tenure are reported for all dwelling units, and color of occupants is reported for all occupied units. The corresponding distributions for these subjects in table 1 are based on all dwelling units and on occupied units, respectively. For all other subjects, the distributions are based on the units for which the specific characteristics are reported, that is, the "Number reporting."

The number of dwelling units for which the enumerator obtained no report on a particular item is shown for the city totals only; however, the number "not reported" can easily be derived for each area in tables 2 and 3 by subtracting the number reporting from the total number of dwelling units (or total occupied).

Block identification.—A map or series of maps is included in this report showing block numbers for each block, number and letter designations for tracts, and the names of principal streets.

Blocks are identified by serial numbers, a separate series of numbers being used for each tract. Thus, the location of each block for which data are presented in table 3 may be determined by referring to the tract and block number shown on the map. Similarly, data for a specific block may be located in the table by reference to the map for identification numbers of the tract and block.

If no dwelling units are reported for a block, the block number is not listed in table 3, although it is shown on the map. Dwelling units for which the block number was not reported are indicated in the table by the symbol "NR." Detailed data are not shown for such dwelling units, nor for blocks containing fewer than three dwelling units. Average monthly rent is not shown when the monthly rent was reported for fewer than three dwelling units. Average value is not shown when the value of one-dwelling-unit properties was reported for fewer than three dwelling units. All dwelling units are included, however, in the statistics for the city and for each tract.

HARTFORD, CONN.

Table 1.—CHARACTERISTICS OF HOUSING FOR THE CITY: 1950

Subject	Number	Percent	Subject	Number	Percent
OCCUPANCY AND TENURE			PERSONS PER ROOM		
All dwelling units.....	52,429	100.0	Occupied dwelling units.....	51,404	...
Owner occupied.....	11,627	22.2	Number reporting.....	51,038	100.0
Renter occupied.....	39,777	75.9	1.50 or less.....	48,999	96.0
Vacant nonseasonal not dilapidated, for rent or sale.....	724	1.4	1.51 or more.....	2,039	4.0
Other vacant and nonresident.....	301	0.6	Not reported.....	366	...
CONDITION AND PLUMBING FACILITIES			CONTRACT MONTHLY RENT		
All dwelling units.....	52,429	...	Renter-occupied, and vacant nonseasonal not dilapidated units, for rent—Number reporting.....	39,109	...
Number reporting.....	51,999	100.0	Total contract monthly rent..... dollars.....	1,537,656	...
With private bath, not dilapidated.....	45,461	87.4	Average monthly rent..... dollars.....	39.83	...
No private bath, with running water, not dilapidated.....	4,417	8.5			
No running water or dilapidated.....	2,121	4.1			
Condition or plumbing facilities not reported.....	430	...			
No private bath or dilapidated.....	6,538	12.6	VALUE OF ONE-DWELLING-UNIT STRUCTURES		
COLOR OF OCCUPANTS			Owner-occupied, ¹ and vacant nonseasonal not dilapidated units, for sale only—Number reporting.....		
Occupied dwelling units.....	51,404	100.0		4,522	...
White.....	48,473	94.3	Total value or sale price..... dollars.....	59,037,700	...
Nonwhite.....	2,931	5.7	Average value..... dollars.....	13,056	...

¹ Restricted to 1-dwelling-unit properties.

Table 2.—CHARACTERISTICS OF HOUSING BY CENSUS TRACTS: 1950

Census tract	All dwelling units by occupancy and tenure					All dwelling units by condition and plumbing facilities			Occupied dwelling units			Contract monthly rent ¹		Value ² of one-dwelling unit structures		
	Total	Owner occupied	Renter occupied	Vacant nonseasonal not dilap., for rent or sale	Other vacant and nonresident	Number reporting	No private bath or dilap.	No running water or dilap.	Total	Persons per room	Occupied by non-white	Number reporting	Average monthly rent (dollars)	Number reporting	Average value (dollars)	
TOTAL	52 429	11 627	39 777	724	301	51 999	65 38	2 121	51 404	510 38	20 39	2 931	39 109	398 3	4 522	130 56
1	1134	257	861	14	2	1115	39	20	1118	1101	18	3	833	3496	30	10393
2	823	140	673	3	7	819	156	144	813	811	15	1	657	3671	16	11637
3	2126	162	1940	12	12	2096	568	154	2102	2065	131	3	1900	3888	9	10144
4	902	47	852	3		896	29	11	899	895	50		842	4216	5	7600
5	1141	45	1088	4	4	1132	403	141	1133	1124	127		1068	3522	2	
6	781	23	737	2	13	773	538	210	760	755	69	27	735	1910		
7	1102	30	1066	2	4	1088	484	154	1096	1087	112	425	1045	2234	3	2500
8	514	19	491	3		510	106	24	510	508	42	221	493	3054	1	
9	1250	72	1171	4	4	1237	284	231	1243	1234	152	1094	1144	3136	10	6900
10	995	308	680	2	5	987	67	48	988	985	19	111	661	3577	136	11087
11	1921	321	1592	7	7	1909	141	111	1913	1893	51	294	1547	3211	43	9418
12	1188	221	956	1	4	1180	20	2	1177	1169	12	3	945	4462	18	14027
13	1295	431	854	5	5	1278	26	16	1285	1279	15	54	840	4189	81	12043
14	661	26	619	12	4	659	304	27	645	641	76	40	619	3479	1	
15	992	126	850	14	2	986	256	120	976	962	45	150	846	3258	10	13700
16	1671	186	1478	4	4	1661	271	195	1664	1656	64	238	1454	3248	17	7117
17	556	62	489	2	3	556	84		551	550	33	1	484	3922	5	7500
18	854	23	804	12	15	842	385	7	827	820	105	4	795	4119	4	13750
19	1024	29	944	41	10	992	238	27	973	953	70	38	950	4727	2	
20	1231	680	542	5	4	1228	13	10	1222	1219	11	4	531	4010	413	11929
21	1843	581	1250	3	9	1839	26	17	1831	1827	24	23	1232	3696	159	9906
22	857	209	608	2	2	855	51	23	817	814	15	22	588	3917	96	11420
23	1553	636	909	6	2	1545	23	13	1545	1529	12		885	4571	210	13150
24	1693	347	1329	14	3	1680	87	3	1676	1673	42		1308	4264	70	10697
25	1582	192	1375	3	12	1569	194	73	1567	1558	63	8	1355	3117	11	10621
26	1107	125	975	5	2	1097	49	4	1100	1095	45	1	962	3173	6	7466
27	1042	145	894	3	3	1035	68	5	1039	1035	22		877	3086	2	
28	2122	265	1827	17	13	2100	373	110	2092	2073	107	4	1797	5542	110	16422
29	551	22	501	20	8	549	229	50	523	521	56	2	505	4542	4	12725
30	1093	89	986	5	13	1075	354	3	1075	1067	92		963	5239	33	14000
31	1428	226	1185	2	9	1411	292	67	1411	1398	83	3	1172	5165	51	12019
32	684	183	498	2	1	680	9		681	676	4	4	491	3854	17	12117
33	351	122	221	2	6	343	1		343	341			209	9219	108	29560
34	1235	352	876	4	3	1233	8	8	1228	1218	17	21	859	4024	41	10634
35	2803	1541	840	4	9	2793	13	10	2381	2365	16	4	807	4981	1009	13963
36	689	162	507	10	10	682	62	12	669	666	48	2	506	3930	11	13000
37	1727	321	1385	12	9	1714	107	7	1706	1691	24	1	1357	5195	179	16784
38	1047	266	766	7	8	1043	58	37	1032	1025	16	3	748	3489	64	9106
39	1407	488	910	5	4	1401	66	8	1398	1389	22	3	883	4754	273	18591
40	3734	1533	2156	16	29	3694	20	13	3689	3679	96	96	2134	4292	938	12170
41	1720	614	1092	12	2	1717	36	4	1706	1700	18	23	1082	3932	324	9732

¹ For renter-occupied dwelling units and vacant nonseasonal not dilapidated units, for rent.
² For owner-occupied dwelling units and vacant nonseasonal not dilapidated units, for sale only.

HOUSING—BLOCK STATISTICS

Table 3.—CHARACTERISTICS OF HOUSING FOR CENSUS TRACTS, BY BLOCKS: 1950

[Detailed statistics not shown for blocks containing fewer than 3 dwelling units, nor for dwelling units not allocated by blocks (designated by NR)]

Census tract	Block	All dwelling units by occupancy and tenure					All dwelling units by condition and plumbing facilities			Occupied dwelling units			Contract monthly rent ¹		Value ² of one-dwelling-unit structures		
		Total	Owner occupied	Renter occupied	Vacant non-seasonal not dilap., for rent or sale	Other vacant and non-resident	Number reporting	No private bath or dilap.	No running water or dilap.	Total	Persons per room		Occupied by non-white	Number reporting	Average monthly rent (dollars)	Number reporting	Average value (dollars)
											Number reporting	1.51 or more					
1	1	160	23	131	5	1	158	4	8	154	153	5	131	38.90	5	9,500	
	2	129	34	94	1	1	129	12	8	128	128	2	93	34.27	8	9,312	
	3	26	9	17			26			26	26		16	37.87	1		
	4	141	31	108	2		141	1		139	139	1	110	40.10	2		
	5	114	16	98			112	6	2	114	112	2	81	27.65	4	7,825	
	6	29	7	21			29			28	28	1	22	31.90	1		
	7	118	33	84	1		118	15	9	117	114	3	84	29.72	2		
	8	152	35	113	3	1	142	1	1	148	147	2	105	31.99	3	13,666	
	9	146	22	123			144			145	144	1	123	35.70	1		
	10	59	22	37	1		59			59	54	1	34	41.73			
	11	60	25	35			57			60	56		34	35.61	4	11,000	
2	1	95	11	79	1	4	95	25	25	90	89	2	76	34.88	1		
	2	199	12	187			196	4	1	199	198	3	184	36.84	1		
	3	72	13	59			72	10	10	72	72	3	58	31.91			
	4	149	15	133	1		149	95	91	148	148	3	133	34.27	1		
	5	66	10	55		1	65	19	17	65	65	3	52	50.90	1		
	6	83	21	61	1		83			82	82		58	32.32			
	7	98	40	57		1	98	3		97	97	1	55	43.94	9	14,111	
	8	61	18	42		1	61			60	60		41	32.75	3	9,233	
3	1	179	4	175			178	43	4	179	178	12	174	36.61			
	2	213	9	204			212	100	5	213	209	26	200	30.03	1		
	3	169	18	151			166	31	30	169	166	8	141	37.87			
	4	195	23	168	4		194	67	3	191	191	17	169	39.61	2		
	5	94	15	77	1	1	94	11	7	92	92	3	77	47.20	2		
	6	236	13	220	1	2	230	58	3	233	227	8	211	38.67	1		
	7	125	7	118			124	42	1	125	124	18	115	32.26			
	8	239	12	221	3	3	239	59		233	232	21	223	48.19			
	9	118	12	105	1		113	10	10	117	109	4	101	30.09	4	10,000	
	10	231	23	204		4	221	67	54	227	216	4	197	32.20	1		
	12	40	5	34		1	40	8	8	39	39	1	32	41.37			
	13	287	21	263	2	1	285	72	29	284	282	9	260	48.11	1		
	4	3	3		3			3	2		3	3		3	18.33		
5		33	7	4			46	7	5	53	53		46	28.43			
6		44		3			40	4	4	44	44	20	307	39.42			
7		111	8	103			110	14		114	114	9	136	41.69	1		
8		124	20	142	2		162			162	160	4	138	49.43			
9		47	2	44	1		47	14		46	44	1	44	64.88	1		
10		97	3	94		1	97		14	97	97	4	94	50.34			
12		60	1	59			59			60	60	11	56	25.14			
16		24	6	18			24	2	2	24	24	1	18	30.72	3	6,000	
5	1	2															
	2	42	2	40			42	5	3	42	42	2	38	25.05			
	3	73	6	67			73	6	6	73	73	6	67	24.40			
	4	132	11	119		2	131	43	23	130	130	6	118	24.22			
	5	216	7	208			214	132	69	215	213	19	205	22.61			
	6	158	2	155		1	157	25	23	157	157	8	150	47.08			
	7	342	6	334		2	339	124	17	340	336	72	324	45.03	2		
	8	125	7	116			123	68		123	120	11	117	37.47			
	9	46	2	44			46			46	46	2	44	31.63			
	12	5		5			5			5	5		5	22.40			
	6	2	1														
		3	52		52			52	14	2	52	52		52	18.86		
4		29	1	28			29	25		29	29	7	28	17.75			
5		5		5			5	5	5	5	5		5	24.80			
6		20	1	17		1	19	17	3	18	17	2	18	19.83			
7		126	1	110		6	123	98	64	111	110	10	114	19.51			
8		110	4	106		9	109	88	23	110	109	10	104	18.77			
9		30	1	29			30	29	21	30	30	3	29	16.68			
10		22	2	20			22	20	2	22	22		20	17.00			
13		7		7			7	1		7	7		7	27.14			
14		40	1	38		1	40	13	2	39	39	3	36	21.63			
15		79		78			78	73	49	78	78	7	78	19.41			
24		55	1	54		1	55	7		55	55	2	54	18.14			
25		122	4	117			121	87		121	120	16	114	20.51			
26		79	6	72		1	78	56	39	78	77	4	72	16.95			
27	1																
30	3	1	2			3	3		3	3		2					
7	1	1															
	2	4		4			4	3	3	4	4		1	2			
	4	4	3	1			4	3	3	4	4		1	9		2	
	6	10		10			10	10	10	10		1	10	11.50			
	7	22		21			21	21	17	22	22	3	21	20.00			
	8	44	1	41		1	44	23	6	42	42	2	40	16.37			
	9	59	1	59			59	51	21	59	59	7	58	17.27			

¹For renter - occupied dwelling units and vacant nonseasonal not dilapidated units, for rent.
²For owner - occupied dwelling units and vacant nonseasonal not dilapidated units, for sale only.

Table 3.—CHARACTERISTICS OF HOUSING FOR CENSUS TRACTS, BY BLOCKS: 1950—Con.

Census tract	Block	All dwelling units by occupancy and tenure					All dwelling units by condition and plumbing facilities			Occupied dwelling units				Contract monthly rent ¹		Value ² of one-dwelling-unit structures	
		Total	Owner occupied	Renter occupied	Vacant non-seasonal not dilap., for rent or sale	Other vacant and non-resident	Number reporting	No private bath or dilap.	No running water or dilap.	Total	Persons per room		Occupied by non-white	Number reporting	Average monthly rent (dollars)	Number reporting	Average value (dollars)
											Number reporting	1.51 or more					
7	10	97		96	1				96	94	8	78	95	199.4			
	11	22		22				22	22	3	3	22	218.1				
	12	154	2	152				154	151	21	132	150	211.0				
	13	191	3	188				191	190	35	71	186	261.5				
	14	39	5	33		1		39	38	1	15	32	214.6				
	15	32		32				32	32	2		32	278.4				
	16	14	3	11				14	14		1	11	246.3				
	17	42	2	40				42	42	1		40	305.2				
	18	75		75				74	75	3		74	206.2				
	19	27	2	25				27	27	1		25	174.8				
	20	18		18				18	18			18	263.8				
	21	56	2	54				56	56	2		51	239.2				
	22	78	2	75		1		75	76	11	25	74	221.8				
	23	66	1	65				63	66	3	6	61	234.2				
	24	47	2	44		1		46	46	8	31	43	212.3				
	8	2	3		3				3	3		3	3	183.3			
		3	196	9	185	2			194	194	13	61	187	355.0			
		4	203	4	198	1			202	200	15	130	197	267.3			
		5	112	6	105	1			111	111	14	27	106	292.1		1	
	9	1	2														
		2	42	10	32				42	42	5	31	29	200.0		2	
		3	19	2	17				19	19	1	12	14	252.1			
		4	105	14	88		3		102	102	12	88	86	287.9		3	
5		27	8	19				27	27	1	23	19	264.2		3		
6		138	1	36		1		137	136	18	133	136	218.8		3		
7		5		5				5	5		5	5	225.0				
8		503	3	97		2	1	495	5	71	489	492	388.6				
9		56	8	48				56	56	7	53	46	280.2		1		
10		92	16	76				90	92	10	78	70	261.7		1		
11		99	7	92				99	98	12	67	89	310.2				
12		142	2	140				142	142	13	95	138	259.8				
13		20	1	19				20	19	1	20	18	296.1				
10	2	34	20	14				33	34			12	43.66		12	1016.6	
	3	14	7	7				14	14			5	30.40		3	816.6	
	5	10	6	4				10	10			4	36.50		5	1170.0	
	6	43	25	18				43	43		1	16	44.75		13	1173.0	
	7	19	7	11				19	18			11	42.81		1		
	8	34	24	10		1		34	34			9	40.22		9	1044.4	
	9	22	15	7				22	22		1	6	50.50		12	1094.1	
	10	15	13	1		1		15	14						13	1157.6	
	11	31	21	10				31	31			10	55.20		9	1168.8	
	12	16	11	5				16	16			5	49.00				
	13	19	14	5				18	19			3	5	252.0		12	1354.1
	14	20	6	14				20	20		1	14	36.35		5	1186.0	
	15	19	14	4		1		19	18			4	48.25		12	1270.8	
	16	41	19	22				41	40			4	17	44.29		9	972.2
	17	18	2	16				18	18			1	16	31.68			
	18	61	15	45		1		60	59			2	43	35.25		6	1150.0
	19	181	25	156				179	181		4	17	155	34.52		9	911.1
	20	32	4	28				32	32				28	35.75		1	
	21	37	7	30				37	37			4	29	37.44		1	
	22	154	13	140		1		154	153		9	53	140	33.07		1	
	23	88	16	72				88	88		2	13	71	31.21			
	24	24	8	16				22	24		1	5	16	33.87		1	
	25	7	3	4				7	7			2	4	29.00			
	26	56	13	41		2		55	54			7	41	39.70		2	
	11	1	14		14				14	14		1	14	31.57			
		4	28	12	16				28	28		2	15	33.06			
5		12	6	6				12	12			6	35.00		9	1155.5	
6		15	6	9				15	15			9	32.88		2		
7		46	12	34				46	46		2	32	34.18		3	966.6	
8		27	7	20				27	27			20	25.60		1		
9		39	11	28				39	39			27	32.22		2		
10		54	19	34				54	53			34	33.70		2		
11		122	19	103		1		119	121		2	4	102	311.4		1	
12		57	12	45				57	57			10	45	299.3		3	800.0
13		63	9	54				63	63			9	54	26.68		2	
14		59	9	50				59	55		4	2	48	26.70		2	
15		94	16	77				93	92			1	72	29.95		1	
16		138	20	115		1		138	135		2	11	114	33.63			
17		311	18	292				309	309		3	9	291	38.90			
18		105	21	84				103	103		6	20	77	32.38		1	
19		118	19	98		1		118	117		2	31	94	32.56		1	
20		130	12	118				129	130		3	3	118	29.79		2	
21		60	18	42				59	60		3	6	33	30.57		4	662.5
22		136	19	117				136	136		8	58	114	26.21		2	
23		110	27	83				108	108		7	51	81	30.24		2	

¹For renter - occupied dwelling units and vacant nonseasonal not dilapidated units, for rent.

²For owner - occupied dwelling units and vacant nonseasonal not dilapidated units, for sale only.

HOUSING-BLOCK STATISTICS

Table 3.—CHARACTERISTICS OF HOUSING FOR CENSUS TRACTS, BY BLOCKS: 1950—Con.

Census tract	Block	All dwelling units by occupancy and tenure					All dwelling units by condition and plumbing facilities			Occupied dwelling units				Contract monthly rent ¹		Value ² of one-dwelling-unit structures		
		Total	Owner occupied	Renter occupied	Vacant non-seasonal not dilap., for rent or sale	Other vacant and non-resident	Number reporting	No private bath or dilap.	No running water or dilap.	Total	Persons per room	Occupied by non-white	Number reporting	Average monthly rent (dollars)	Number reporting	Average value (dollars)		
11	24	183	29	153		1	183	22	19	182	182	4	74	147	30.90	5	111.00	
	12	171	11	158	2		169	1		169	169	1		156	39.40			
12	2	190	13	176	1		189			189	185	2		176	42.26			
	3	103	44	57		2	102	5		101	100	1		52	48.67	7	18285	
	4	115	35	77	1	2	115	2		112	110	1		77	43.11			
	5	141	37	102	1	2	141	7		139	139	1		103	44.78	5	11000	
	6	87	32	54	1		87	3		86	86			52	42.03	6	11583	
	7	119	17	102			117		2	119	119	1	1	101	52.96			
	8	185		176			184			185	185			175	45.65			
	9	77	23	54			76			77	76			53	49.03			
	13	3	23	10	13			22			23	23			12	38.50	3	10000
		4	39	14	25			37	1		39	38			24	36.45	3	9666
		5	71	21	50			70	2		71	70	1		48	39.25		
		6	35	2	32			35		2	35	37			26	48.20	3	12666
		7	47	22	25			42	1	1	47	47	2		25	45.40	6	11166
		8	32	6	26			32		1	32	32			24	42.00		
		9	22	2	20			22			22	22			17	36.71	2	
		10	71	24	45		1	71	1		69	69		7	45	52.62		
11		48	15	31	1	2	48			46	46			31	50.38			
12		59	19	39		1	59			58	58			40	39.12			
13		92	28	64			91	1	1	92	91	1		59	42.94			
14		33	1	32			33			33	33			7	53.06			
15		26	19	7			26	2		26	26			7	45.71	16	14093	
16		84	27	57			84	6	6	84	84		11	56	41.05	6	7000	
17		35	8	26			35			34	34	5		28	31.66			
18		110	18	92		1	110	2		110	109	5		90	31.66	2		
19		76	34	42			75			75	74			51	37.70			
20		36	19	17		1	36			36	36			17	53.64	10	11900	
21		63	27	35			63			62	62			34	51.02	9	12722	
22		156	55	100		1	147			155	154			99	43.96	8	13125	
23		28	14	14			27			28	28			14	47.07	2		
24		38	25	12		1	38		3	37	37			13	49.46	11	13227	
25	1																	
14	2	164	9	149	5	1	163	68	13	158	157	13	1	147	3234			
	3	98	1	98		1	97	37	10	97	97	3	2	88	2338			
	4	42	1	41			42	5	1	42	40	4	1	22	2153	1		
	5	94	2	92	2		94	87		92	92	37	1	91	2845			
	6	144	3	139	5	1	144	71	1	138	138	10		91	2233			
	7	37		36		1	37	5		36	36	1		10	3773			
	8	15	1	14			15	5	14	15	15	1	2	14	3833			
	9	37		37			37	14	9	37	37	5	3	34	4471			
	10													37	4983			
15	1	195	12	174	8	1	193	111	16	186	186	20	29	178	3584	2		
	2	235	26	207	2		234	41	8	233	231	4	6	205	3538			
	3	87	18	68			87	10	10	86	86	2	10	67	3065	3	15666	
	4	151	26	125			149	16	15	151	141	7	32	128	2885			
	5	95	7	87		1	95			94	94	3	16	88	2939			
	6	104	22	80		2	104			102	100	1	1	79	3991	4	13000	
	7	125	15	109		1	124	78	71	124	124	8	56	108	2468	1		
16	1	44	14	30			44	3	3	44	43	1	36	28	3239			
	2	61	10	50	1		61	8	8	60	60	3	34	49	3148			
	3	9		9			9	6	6	9	9		6	8	3125			
	4	82	18	63			81			81	81	1	44	62	2938	1		
	5	88	12	76		1	88	25	24	88	88	2	39	74	2763	1		
	6	139	23	116			139	24	24	139	139	5	7	115	3152			
	7	154	16	138			154			154	154			138	4097	1		
	8	101	3	98			101	1	1	101	100	7		97	3075			
	9	72	8	64			71			72	70	2	3	62	3133			
	10	57	4	53			56	24	24	57	56	1	1	52	2823	2		
	11	125	10	114			122	38	38	124	124	1	8	113	3090	3	3166	
	12	77	5	72			77	17	17	77	77	3	11	72	2330	1		
	13	114	11	102		1	114	27	27	113	113	7	3	100	2673	1		
	14	36	2	34			36	2	1	36	36	1	18	34	2223	1		
	15	58	3	54		1	57	7	6	57	57	1	7	53	3256			
	16	96	5	90		1	94	34	6	95	94	6	6	89	3043			
18	113	9	104			112	24	2	113	111	12	14	102	3492	1			
19	124	12	112			124	5	2	124	124	1		108	3799	1			
20	121	21	99		1	121	26	6	120	120	10	1	98	4376	4	8500		
17	2	107	17	90			107	26		107	107	7		88	4064			
	3	24	3	21			24	8		24	24	5		21	4052			
	5	118		118			118			118	118	2		117	4434			
	6	86	13	70		3	86	32		83	83	11		69	3955	2		
	7	80	18	62			80			80	79			62	3790	3	5166	
	8	70	5	64		1	70		9	69	69	3		63	3114			

¹For renter - occupied dwelling units and vacant nonseasonal not dilapidated units, for rent.
²For owner - occupied dwelling units and vacant nonseasonal not dilapidated units, for sale only.

Table 3.—CHARACTERISTICS OF HOUSING FOR CENSUS TRACTS, BY BLOCKS: 1950—Con.

Census tract	Block	All dwelling units by occupancy and tenure					All dwelling units by condition and plumbing facilities			Occupied dwelling units			Contract monthly rent ¹		Value ² of one-dwelling-unit structures	
		Total	Owner occupied	Renter occupied	Vacant non-seasonal not dilap. for rent or sale	Other vacant and non-resident	Number reporting	No private bath or dilap.	No running water or dilap.	Total	Persons per room		Number reporting	Average monthly rent (dollars)	Number reporting	Average value (dollars)
											Number reporting	1.81 or more				
17	9	71	6	64	1				70	70	5	1	64	4 0.87		
18	2	59		58		1			58	55	3		54	5 0.01		
	3	58		55			1		58	58	1 8		55	4 6.43	1	
	4	61	2	50		11			50	50			49	4 1.34		
	6	44		35		1			35	35	1 5		41	2 6.73		
	7	163	1	160	2				163	161			159	4 2.37		
	8	160		151	2				156	155	3 7	3	151	3 7.45	1	
	9	70		64		1			69	69	1 2		61	3 8.54		
	10	85		83					84	76	1 4	1	81	4 2.13		
	11	69		64					69	41	1 0		63	3 8.53	2	
	12	85	2	83					83	83	3		81	4 6.77		
19	1	7	1	6					7	7			6	4 9.16		
	2	102	15	88	3				99	98	2		83	4 2.43		
	3	27		22		2			23	23	1 6	6	22	2 4.13		
	4	25		24					24	17			24	3 7.91		
	5	490	7	483	3				483	484	3 8	16	483	6 0.32	1	
	6	65	1	64					64	48			62	1 9.56		
	7	8		7					7	7			6	5 4.50		
	8	50	1	47	1				49	34	1 4		47	3 3.56		
	9	30		28					28	1		2	25	4 6.16		
	10	20		20					20	20	1		20	2 1.75		
	11	28		29					28	29	7		28	5 8.22		
	12	28		23					28	28	7		28	3 7.03		
	13	53	2	60	2				63	61	4		60	4 2.61		
	14	53		53		1			53	53			53	4 4.81		
	15	12	1	10		1			11	11			10	2 0.00		
	16	8		8					8	8			8	2 7.00	1	
	17	29		28					28	28			28	3 7.42		
	18	50		50					50	50	2		49	3 0.89		
	19	15		15					15	14	4		15	1 3.93		
	20	1	6	13					19	19			12	4 3.08		
	2	24	11	13					24	24			13	4 2.07		
	3	24	13	11					24	24			10	4 0.30	1	
	4	29	11	18					29	29			17	4 2.64	3	10 6.66
	5	19	6	13					19	19			13	3 7.15	1	
	6	34	13	21					34	34			21	4 8.14	1	
	7	26	12	14					26	26			13	4 8.23	2	
	8	34	28	6					34	34			6	4 2.66	20	11 2.25
	9	60	48	12					59	59	2		11	4 9.72	34	11 6.32
	10	24	16	8					24	24			8	4 1.35	9	9 1.33
	11	36	21	15					36	36	2		18	2 9.41	10	8 0.00
	12	90	29	59	2				88	88	4	3	61	3 3.90	5	10 0.00
	13	28	16	11	1				27	27			12	4 6.33	8	11 5.00
	14	23	10	13					23	23			12	4 1.58	5	12 4.00
	15	18	8	8					18	16	1		8	4 1.62	3	11 3.33
	16	16	8	8					16	16			8	4 6.75	2	
	17	18	12	6					18	18			6	4 5.66	6	12 1.66
	18	17	5	12					17	17			12	4 5.58		
	19	1							1	1						
	20	30	20	10					30	30	1		10	4 0.00	15	1 3 0.33
	21	56	19	37					55	55	3		36	3 5.36	3	10 3.33
	22	22	24	57		1			82	81			58	3 6.56	4	9 2.50
	23	28	7	21					28	28	1	1	21	3 5.19		
	24	32	8	24					32	32	3		24	4 0.00		
	25	21	7	14					21	21			14	3 9.42	4	8 2.75
	26	27	9	17					27	26			16	3 8.56	5	11 0.00
	27	24	12	12					24	24			12	4 5.66	6	12 6.66
	28	17	9	8					17	17			8	4 5.87	3	14 0.00
	29	4	3	1					4	4			1		1	
	30	32	16	16					32	4	4		16	3 5.62	12	9 7.08
	31	28	9	19					28	28			19	3 9.94	4	10 8.75
	32	26	12	14					26	26	1		14	4 4.78	9	11 6.66
	33	20	18	2					20	20			2		18	15 3.61
	34	7	6	1					7	7			1		5	12 7.00
	35	10	9	1					10	10			1		9	15 4.88
	36	17	15	2					17	17	1		2		15	1 3 3.33
	37	7	6	1					7	7			1		5	12 6.00
	38	30	25	4	1				30	29			4	4 8.00	23	12 3.08
	39	22	19	2					22	21			2		17	13 7.35
	40	21	20	1					21	21			1		19	14 0.00
	41	25	22	3					25	25			3	5 8.33	19	11 9.89
	42	37	34	3					37	37			1		34	10 3.74
	43	32	30	2					32	32		1	1		29	11 2.24
	44	25	21	4					25	24			4		18	12 3.33
	45	31	27	4					31	31			4	3 2.50	18	12 3.33
														5 0.75	26	12 0.11

¹For renter - occupied dwelling units and vacant nonseasonal not dilapidated units for rent.
²For owner - occupied dwelling units and vacant nonseasonal not dilapidated units for sale only.

HOUSING—BLOCK STATISTICS

Table 3.—CHARACTERISTICS OF HOUSING FOR CENSUS TRACTS, BY BLOCKS, 1950—Con.

Census tract	Block	All dwelling units by occupancy and tenure					All dwelling units by condition and plumbing facilities			Occupied dwelling units			Contract monthly rent ¹		Value ² of one-dwelling-unit structures		
		Total	Owner occupied	Renter occupied	Vacant non-seasonal not dilap., for rent or sale	Other vacant and non-resident	Number reporting	No private bath or dilap.	No running water or dilap.	Total	Persons per room		Occupied by non-white	Number reporting	Average monthly rent (dollars)	Number reporting	Average value (dollars)
											Number reporting	1.51 or more					
21	1	102	24	73	3	2	102	1	6	97	97	3					
	2	67	15	52			67	6	6	67	67						
	3	134	42	92			132			134	132	1		58	1		
	4	149	53	96			149	2	2	149	149		3	88	15	9,600	
	5	92	29	62		1	92			91	91	2		95	18	10,894	
	6	70	31	37		2	68	3	1	68	68			62	14	8,107	
	7	98	33	65			98	6	5	98	98	1		35	18	8,388	
	8	128	38	90			128			128	128	3		64	5	9,200	
	9	67	27	39		1	67			66	66			90	20	10,125	
	11	123	41	81		1	123			122	122	3		39	6	10,500	
														80	17	8,411	
22	12	97	30	67			97	2	1	97	97			67	11	11,545	
	13	29	7	22			29	1	1	29	29			21	1		
	14	53	14	39			53			53	53	1		39	4	7,250	
	15	33	18	14		1	33			32	32			14	9	12,222	
	16	89	27	62			89			89	88	1		61	11	10,818	
	17	77	28	49			77	2		77	77			47	6		
	18	115	22	93			115	2	1	115	115	5		91	1		
	19	111	26	85			111			111	110	3		84	1		
	20	36	15	21			36	1		36	36			19	2		
	21	39	16	22		1	39			38	38		4	22	2		
													1	22	2		
22	48	15	33			48			48	48	1		33	2			
23	86	30	56			86			86	86	1	14	53	5	10,300		
23	7	279	50	224		5	278	44	16	274	273	3		211	14	9,928	
	9	1					1			1	1						
	26	181		150	1	30	181			150	150	9	21	149	2		
	30	90	22	65	1	2	90			87	86	1		64	2		
	31	56	19	37			56			56	56	2		36	15	10,733	
	32	77	30	47			77			77	76		1	46	24	11,745	
	33	59	33	26		1	59		7	59	59			26	19	11,342	
	34	41	14	26			41	7	7	40	40			26	9	12,000	
	35	50	27	23			50			50	50			21	12	13,500	
	36	12	8	4			12			12	12			3			
	37	11	5	6			11			11	11			6			
23	1	84	24	60			84	5	5	84	84	1		56	9	8,877	
	2	68	15	53	1		68			67	67	1		50	1		
	3	119	36	82	1		119	1	1	118	118	2		81	1		
	4	47	28	19			47			47	47			19	11	11,136	
	5	52	39	13			52	1	1	52	50			13	26	12,669	
	6	77	39	38			77	1	1	77	77			46	16	12,718	
	7	96	31	65	1		96			95	94			68	4	12,625	
	8	117	24	93	1	1	117			115	114	2		92	1		
	9	73	17	56			73			73	73	1		55	1		
	10	76	11	65			76	3		76	76			65			
	11	51	27	24			51	2	2	51	49	1		23			
12	33	13	20			33			33	32			19				
13	65	30	34	1		65			64	60	1		33		12,416		
14	47	26	21			47			47	45			20	3	13,666		
15	36	14	22			36			35	35			22				
16	34	16	18			34			34	34			17				
17	53	30	23			53	3		53	52	1		47		13,000		
18	24	13	11			24		2	24	24			11	14	13,000		
19	32	17	15			32			32	31			11	6	13,333		
20	32	27	5			32			32	32			15	8	15,250		
													5	20	13,400		
22	43	22	21			43			43	43			20	10	13,300		
23	23	15	8			23			23	23			8	10	14,900		
24	39	17	21			39			38	38			22	5	12,400		
25	35	15	20		1	35			35	35			18	6	11,833		
26	69	31	37			69	2	1	68	68			37	9	14,111		
27	45	25	20			45			45	45			20	8	15,562		
28	20	15	5			20	1	1	20	20	1		5	12	15,750		
29	30	15	15			30			30	30			9	9	15,388		
30	33	24	9			33	1	1	33	33	1		14	4	13,821		
													9	1			
24	1	148	32	115	1		148	11		147	146	4		109	6	7,966	
	2	66	24	41	1		66	2		65	65			41			
	3	116	31	83	2		114	11		114	114	4		82	9	10,888	
	4	169	25	141	3		169	25		166	166			136	11	10,545	
	5	138	38	99	1		134	9		137	137	7		99	10	13,650	
	6	10		10			10			10	10			7			
	7	127	15	112			125	2	2	127	127	8		109			
	8	158	10	148			158	2		158	158	5		148	1		
	9	131	21	110			126	2		131	129	2		107	1		
	10	205	37	168	5	1	205	7	1	199	199	5		166	4	7,250	
	11	124	21	102			124	16		123	123	2		99	5	10,800	
12	79	21	57		1	79			78	78	1		57	3	11,333		
13	95	24	70			95			94	94			69		10,227		
14	72	24	48			72			72	72	1		48	1			
15	55	24	31			55			55	55			31	2	9,428		
25	1	97	4	93			96	18	15	97	97	1		91	1		

¹For renter - occupied dwelling units and vacant nonseasonal not dilapidated units, for rent.²For owner - occupied dwelling units and vacant nonseasonal not dilapidated units, for sale only.

Table 3.—CHARACTERISTICS OF HOUSING FOR CENSUS TRACTS, BY BLOCKS: 1950—Con.

Census tract	Block	All dwelling units by occupancy and tenure					All dwelling units by condition and plumbing facilities			Occupied dwelling units			Contract monthly rent ¹		Value ² of one-dwelling-unit structures		
		Total	Owner occupied	Renter occupied	Vacant non-seasonal not dilap. for sale	Other vacant and non-resident	Number reporting	No private bath or dilap.	No running water or dilap.	Total	Persons per room		Occupied by non-white	Number reporting	Average monthly rent (dollars)	Number reporting	Average value (dollars)
											Number reporting	1.51 or more					
25	2	125	10	114	1				124	124	6		115	29.83	2		
	3	174	12	161	1			174	173	8		155	33.86				
	4	142	7	132		3		142	139	6		132	26.38				
	5	82	3	78		1		82	81	4		78	25.07				
	6	154	8	138		1		154	145	20		136	27.72	1			
	7	172	15	156	1			172	171	5		151	25.68				
	8	41	14	27				41	39			26	39.15	2			
	9	44	3	41				44	44	1		41	27.75				
	10	160	31	129				160	158	4		128	30.15				
	11	175	26	149				173	173	2		146	31.28				
	12	55	12	43				55	55			42	35.80				
	13	59	13	46				58	58			46	37.93				
	14	102	34	68				100	7	6		68	36.82	5	9400		
	26	1	143	28	115				139	143	10		113	37.45	5	7260	
4		126	15	111				125	125			110	31.13				
5		150	11	137	2			149	147	5		135	30.40				
6		152	8	143		1		152	149	13		137	33.21				
9		137	17	118	2			136	135	11		120	32.95				
10		110	12	97	1			110	109	2		97	28.26				
11		289	34	254		1		286	1	4		250	30.09	1			
27		2	6		6			6	6				6	37.33			
		3	68	19	49			68	1	1		46	35.95	1			
		4	84	19	65			83	3	2		65	30.76				
		5	54	2	52			54	3	3		51	29.39				
	6	107	2	100			106	12	4		98	38.12					
	7	116	4	92		1		115	2	1		91	29.49				
	8	152	4	147		2		152	2	1		144	30.81	1			
	9	117	2	94				117	2	1		91	29.96				
	10	157	3	121				157	7	4		121	31.49				
	11	92	2	90				90	10	3		88	25.67				
	12	46	9	37				45	4	1		35	26.14				
	13	43	2	41				42	3			41	27.41				
	28	1	25	5	20			25	25	24		1	18	72.11	4	36250	
2		17	12	4	1		17	16	16			4	181.25	12	21,000		
3		148	28	119		1		144	147	2		116	49.19	10	12,600		
4		421	15	397	6	3		416	18	9		394	71.75	5	11,000		
5		103	15	88				101	101	10		88	47.33	10	12,900		
6		62	13	49				61	62	1		48	57.70	10	15,400		
7		118	12	105	1			118	17	7		108	64.46	9	20,555		
8		76	17	58				76	75	2		58	58.01	12	23,500		
9		146	15	130		1		145	9	8		127	77.92	6	18,750		
10		25	9	15	1			25	23	1		14	59.42	3	21,666		
11		187	16	168		2		187	16	5		165	50.47	5	12,900		
12		240	30	205	3	2		238	59	17		208	51.94	3	14,333		
13		180	19	158	3			179	64	12		153	47.22	3	12,333		
14		62	2	60				62	57	1		60	19.63				
16		10	6	4				10	10			4	75.00	6	9,750		
17		42	8	34				41	42			33	42.42	2			
18		17	2	15				17	1			14	28.21	3			
19		119	20	97	2			116	8	7		95	35.05	1	6,500		
20		79	15	62				77	24	3		61	26.68	6	7,583		
22		33	5	28		2		33	8	4		28	32.85				
23		12	1	11				12				11	57.54				
29	2	45	4	37	2	2	43	3	1		3	34	94.73				
	3	152	5	135	11	1	152	91			140	55.90	2				
	4	12	1	11			12				11	34.54					
	5	50	3	46		1	50	12	3		44	28.18	3				
	6	44	2	42			44	22	15		42	27.38	1				
	8	189	2	180	7		189	73	3		186	41.89					
	9	10		10			10	7	7		8	30.50					
	10	17	4	13			17	3	3		13	28.46	1				
	11	32	1	27		4		32	18	18		27	26.55				
	30	1	2					2	2								
		2	225	19	199	2	5	218	83	218	23	199	52.19	11	10,545		
3		250	18	228	2	2	246	83	246	20	221	50.82	7	13,285			
4		204	19	183		2	203	29	202	12	176	50.67	8	19,250			
5		235	27	208			232	11	235	31	200	51.04	5	14,400			
6		177	5	167	1	4	174	48	172	6	166	57.96	1				
31	1	151	37	112	1	1	151	23	149	2	2	110	42.59	2			
	2	63	15	48			63	22	63	8	46	41.95					
	3	123	33	90			122	7	123	2	87	44.48	10	11,750			
	4	111	14	96		1	111	10	110	1	95	51.00	3	10,000			
	5																
	6	85	16	65	4		85	16	81	2	67	51.62	4	9,750			

¹For renter - occupied dwelling units and vacant nonseasonal not dilapidated units, for rent.
²For owner - occupied dwelling units and vacant nonseasonal not dilapidated units, for sale only.

HOUSING—BLOCK STATISTICS

Table 3.—CHARACTERISTICS OF HOUSING FOR CENSUS TRACTS, BY BLOCKS: 1950—Con.

Census tract	Block	All dwelling units by occupancy and tenure				All dwelling units by condition and plumbing facilities			Occupied dwelling units			Contract monthly rent ¹		Value ² of one-dwelling-unit structures		
		Total	Owner occupied	Renter occupied	Vacant non-seasonal not dilap. for rent or sale	Other vacant and non-resident	Number reporting	No private bath or dilap.	No running water or dilap.	Total	Persons per room		Number reporting	Average monthly rent (dollars)	Number reporting	Average value (dollars)
											Number reporting	1.51 or more				
31	7	117	26	90		1	117	14	116	116	5	90	4 61.11	3	8 666	
	8	3	2	1			2		3	2		1		1		
	9	137	13	124			137	5	137	129	4	121	65.66	3	10 500	
	10	85	17	68			78	19	85	84	6	66	54.00	5	12 800	
	11	80	13	66	1		76	14	79	76	2	66	54.10	6	15 333	
	12	183	27	156			182	33	183	183	11	155	51.21	12	11 333	
	13	279	12	269	2	6	278	1 229	271	271	40	258	53.91	2		
	14	11	1	10			11		11	11		10	61.70	2		
	32	1	158	35	123			158	2	158	158		123	33.61	2	
		2	151	35	116			151	1	151	149		112	34.65	1	
		3	149	33	116			146	3	149	148	1	115	40.94	2	
		4	51	17	34			51		51	51		33	41.21	1	
		5	89	28	60	1	1	89	2	88	87	2	59	45.64	6	12 833
		6	86	35	49	1	1	85	2	84	83	1	49	43.81	5	13 000
		33	1	40	33	3	1	3	40		36	36				30
2	23		22	1			22		23	22				19	28 200	
3	34		33		1		33		33	33				33	24 845	
4	23		18	5			23		23	23				13	36 100	
5	216		2	211			210	1	213	213		209	92.19	1		
6	15		14	1			15		15	15				12	28 333	
34	2		169	60	109			168		169	164	2	105	48.76	11	10 909
	3	101	25	76			101		101	101	1	76	40.81	7	28 200	
	4	100	25	73		1	100		98	98		73	38.08	5	11 142	
	5	123	28	94	1		123	3	122	121	2	92	39.23	5	12 600	
	6	33	9	24			33		33	33		24	40.37	1		
	7	37	11	26			37		37	37		24	52.66			
	8	36	14	22			36		36	36		21	36.88			
	9	45	20	25			45		45	45		25	41.00			
	10	55	28	27			55	1	55	55	1	27	41.22			
	11	83	36	46		1	83		82	81	1	43	46.83	1		
	12															
	13	41	10	30	1		41		40	40		30	36.06	2		
	14	132	12	120			132		132	131	2	118	35.79	4	7 175	
	15	155	30	125			154	1	155	154	2	123	35.18	1		
16	95	38	55			95		93	92	2	55	41.45	1			
17	30	6	24		2	30		30	30	1	23	38.43	5	6 600		
35	1	23	21	2		23		23	23		2	3		18	9 277	
	2	23	19	3		22		22	22			3		14	11 342	
	3	4	4	1	406	1	412		5	5		1	48.00	3	14 500	
	4	14	14				14		14	14				14	12 742	
	5	40	33	7			40		40	40		7	60.83	30	12 233	
	6	33	28	5			33		35	35		6	43.42	19	10 368	
	7	33	21	11		1	33		32	32		1		18	9 222	
	8	35	33	2			35		35	35	2	2		32	9 643	
	9	22	10	12			22		22	22		12	50.33	3	12 666	
	10	53	36	17			53		53	53		17	42.52	22	12 204	
	11															
	12	25	23	2			25		25	25	1	2		22	11 409	
	13	1					1		1	1						
	14	17	14	3			17		17	17		3	45.00	13	11 038	
	15	9	8	1			9		9	9		1		7	13 100	
	16	13	13				13		13	13				10	12 300	
	17	8	6	1			8		7	7				3	11 000	
	18	37	25	12		1	37		37	37		12	42.00	14	10 821	
	19	17	17				17		17	17				3	11 000	
	20															
	21	17					17		17	17	1	12	43.58	14	10 821	
	22	29					29		29	29		29	40.24	3	10 166	
	23	29					29		29	29	1	29	40.24	3	10 166	
24	22	22				22	1	22	22		22	39.59				
25	43					43	1	43	41	3	42	41.04				
26	18	5	13			18		18	18		13	41.76	2			
27	14	1	13			14		14	14		13	40.76	1			
28	43	27	15	1		43		42	42		16	51.06	16	13 562		
29	26	26				26		26	26		26	51.06	16	13 562		
30	34	32	2			34		34	34		32		31	14 000		
31	38	36	2			38		37	37	1	2		33	12 693		
32	11	10	1			11		11	11		1		9	13 055		
33	20	20				20		20	20		20		20	14 875		
34	11	11				11		11	11		11		11	14 336		
35	7	7				7		7	7		7		7	13 571		
36	24	23	1			24		24	24		22		22	14 431		
37	20	14	6			20		20	20		6	46.16	9	13 500		
38	21	16	5			21		21	21		5	51.20	11	13 045		
39	19	14	5			19		19	19		5	50.60	11	11 409		
40	25	13	12			25	1	25	25		12	50.75	7	13 071		
41	17	16	1			17		17	17		1		15	12 766		
42	20	12	8			20		20	20		7	56.00	9	13 333		
43																
44	34	14	19		1	34		33	33		19	44.31	8	12 375		
45	31	11	20			31		31	31	1	18	51.77	4	15 750		
46	34					34		34	34	1	33	40.81				

¹For renter - occupied dwelling units and vacant nonseasonal not dilapidated units, for rent.
²For owner - occupied dwelling units and vacant nonseasonal not dilapidated units, for sale only.

Table 3.—CHARACTERISTICS OF HOUSING FOR CENSUS TRACTS, BY BLOCKS: 1950—Con.

Census tract	Block	All dwelling units by occupancy and tenure					All dwelling units by condition and plumbing facilities			Occupied dwelling units			Contract monthly rent ¹		Value ² of one-dwelling-unit structures	
		Total	Owner occupied	Renter occupied	Vacant non-seasonal not dilap., for rent or sale	Other vacant and non-resident	Number reporting	No private bath or dilap.	No running water or dilap.	Total	Persons per room		Number reporting	Average monthly rent (dollars)	Number reporting	Average value (dollars)
											Number reporting	1.51 or more				
35	47	40		40		40			40	40	3	40	40.67			
	48	26	21	5		26			26	25	1	5	40.80	19	12,052	
	49	23	20	2	1	23			22	22		1		21	10,880	
	50	27	22	4		27			26	26		4	44.75	17	13,358	
	51	40	23	17		40			40	40		16	45.12	6	16,500	
	52	43	15	28		43	2	2	43	43		13	53.61	18	14,166	
	53	26	24	1	1	26			25	25		1		24	13,770	
	54	22	22			22			22	22				20	14,575	
	55	12	11	1		12			12	12		1		10	14,150	
	56	19	17	2		19			19	19		2		17	13,352	
	57	34	30	3	1	33			33	33		3	55.66	24	13,729	
	58	18	8	10		18			18	18		10	48.50	2	48,500	
	59	34	26	8		34			34	34	1	8	50.50	20	10,500	
	60	16	10	6		16			16	16		6	68.50	3	18,000	
	64	11	11			11			11	11				8	14,062	
	65	16	11	4		16		1	15	15		4	48.25	9	14,022	
	67	50	24	26		50			50	50		26	53.50	1		
	68	28	25	2	1	28			27	27		3	69.66	21	18,676	
	69	46	24	22		46			46	46		22	47.95	6	13,583	
	70	28	18	10		28			28	28		10	51.10	6	13,416	
	71	9	8	1		9			9	9		1		7	13,642	
	72	15	15			15			15	15				13	16,346	
	73	5	5			5			5	5				5	19,600	
	75	31	17	14		31			31	31		14	49.78	4	12,250	
	76	59	31	27		58		2	58	57		23	50.52	5	8,260	
	77	9	7	2		9			9	9		2		6	19,433	
	78	26	17	9		25			26	25		8	58.62	10	17,600	
	79	55	30	25		55			55	55		25	59.80	2		
	80	17	15	2		17			17	17		2		9	14,222	
	83	4	3	1		4			4	4		2		3	16,500	
	84	53	28	25		53			53	52		24	59.54	4	12,250	
	85	24	17	7		24		1	24	24		6	53.66	14	15,750	
	86	56	52	3		55		1	55	54		3	89.00	50	17,700	
	87	64	36	28		63		3	64	63		25	53.84	18	17,777	
	88	62	29	33		62		3	62	61		32	59.12	5	15,600	
	89	2	2			2			2	2						
	93	62	31	29	1	62			60	60		29	56.31	9	16,000	
	94	89	51	38	1	88			89	89		37	48.08	7	13,357	
	95	5	2	3		5			5	5		2		2		
	97	59	36	23		59			59	58		20	50.70	15	15,766	
	98	69	39	30		69		1	69	69		29	52.93	17	20,852	
	100	27	16	10		27		1	26	25	1	9	59.55	8	11,625	
	101	25	17	8		24			24	24		8	57.12	12	25,250	
	102	14	10	4		14			14	14		3	60.00	6	26,333	
	103	14	9	5		11			14	11		2		6	45,000	
36	1	29	3	26		29			29	29	1	26	31.92			
	2	29	9	15	1	29			28	28		20	40.90			
	3	67	10	55	1	66		2	66	65		45	36.39	1		
	4	63	16	44	1	63		4	61	61		28	37.73			
	5	98	35	60		98		1	98	98		60	46.33	3	14,000	
	6	115	38	75	1	114		4	114	114	2	80	42.94	5	13,000	
	7	90	23	60		89			89	88		55	31.15	1		
	8	49	15	34		49		1	49	49		14	40.35	1		
	9	149	13	121	7	145	5	10	134	134	40	125	40.85	1		
37	1	8	7	1		8			8	8				5	25,700	
	2	8	7	1		8			8	8		1		7	25,000	
	3	20	18	2		20			20	20				18	26,388	
	4	70	38	32	1	70		3	69	68		31	57.38	22	15,477	
	5	42	27	15		42		2	42	42		14	52.64	20	17,745	
	6	90	49	40	2	90		59	88	88	7	82	63.76	27	23,714	
	7	126	26	100		126		1	124	124		10	97.40	8	15,125	
	8	40	22	18		40		2	39	38	3	101	60.30	11	12,863	
	9	40	32	8		40			39	38		5	62.60	29	14,241	
	10	41	25	16	1	41			40	40		14	57.00	24	14,666	
	11	183	16	166	1	182			182	181	1	164	53.75	4	15,250	
	12	34	19	15		30		2	34	34		19	45.78	7	10,714	
	13	55	35	20		53			55	53		42	48.54	3	11,333	
	14	57	15	42		57			57	56		21	52.90	4	13,250	
	15	122	11	111		122		5	122	121		21	60.52	4	10,750	
	16	146	13	133	4	146		19	142	141	5	135	52.98			
	17	90	6	84		90		1	96	95	1	88	58.10	1		
	18	224	23	201	1	225		1	225	221		217	49.46			
	19	222	23	199		222			222	221		309	44.62			
	20	33	9	24		33			33	33	6	24	42.79			
	21	71	11	59		71			70	70	1	59	44.44	5	11,800	
38	1	21	8	11		21		2	19	18		9	41.11	1		
	2	88	19	69		88		2	88	88	3	65	31.78	7	7,900	
	3	53	10	42		52			52	51	1	40	39.30	1		
	4	104	26	77		104		2	103	103	1	75	32.96	4	8,500	
	5	58	10	48		57		2	58	57		47	33.38	3	14,000	

¹For renter - occupied dwelling units and vacant nonseasonal not dilapidated units, for rent.
²For owner - occupied dwelling units and vacant nonseasonal not dilapidated units, for sale only.

HOUSING—BLOCK STATISTICS

Table 3.—CHARACTERISTICS OF HOUSING FOR CENSUS TRACTS, BY BLOCKS: 1950—Con.

Census tract	Block	All dwelling units by occupancy and tenure					All dwelling units by condition and plumbing facilities			Occupied dwelling units			Contract monthly rent ¹		Value ² of one-dwelling-unit structures		
		Total	Owner occupied	Renter occupied	Vacant non-seasonal not dilap., for rent or sale	Other vacant and non-resident	Number reporting	No private bath or dilap.	No running water or dilap.	Total	Persons per room		Number reporting	Average monthly rent (dollars)	Number reporting	Average value (dollars)	
											Number reporting	1.51 or more					Occupied by non-white
38	6	114	31	83					114	114							
	7	54	10	44		113	2	2	54	54	1	1	43	30.74	7	9.571	
	8	76	23	52	1	54			75	74	2		51	31.11	6	10.666	
	9	74	9	65		74	3		74	73	2		63	32.47	1		
	10	101	25	74		101	4	2	99	99	1		73	38.41	7	7.571	
	11	99	33	64	1	99	4	2	97	97			63	38.69	9	9.055	
	12	102	29	71	2	102	8	2	99	99			68	37.29	4	7.750	
	13	103	33	66	3	103	3	1	99	98	3		69	39.21	12	7.750	
	39	2	31	23	7		31			30	30			4	65.00	20	26.450
		3	41	34	7		41			41	41			3	78.33	27	17.555
		4	103	39	62	1	102	27		101	100	5	1	60	54.56	15	15.366
		5	61	25	36		61	18		61	61	4		36	61.86	6	14.833
		6	27	15	12		27			27	27			10	64.90	10	16.400
7		17	17			17			17	17			17	54.62	17	18.176	
8		61	13	47	1	61	2	2	60	60			46	53.45	12	17.750	
9		14	11	3		14			13	13	1		2	80.00	11	18.409	
10		20	17	3		19			19	19			3	80.00	13	15.153	
11		24	7	17		24			24	24			16	47.18	6	16.833	
12		87	23	63	1	86	2	2	86	86	1		57	52.40	7	12.357	
13		70	33	37		69	9		70	70	1		35	58.42	20	14.175	
14		88	26	61		87			87	87			59	48.50	16	13.687	
15		53	26	27		53			53	53			27	72.25	17	14.558	
16		34	15	19		34	1	1	34	34			19	57.94	11	13.727	
17		20	12	8		20			20	20			8	54.62	10	14.010	
18		31	23	8		30			31	28			7	66.57	15	14.733	
19		41	9	32		41			41	41	2		32	49.12	3	16.000	
20		33	32	1		33			33	33	1	2	101	43.19	4	13.750	
21		20	6	13	1	20	2	2	19	18	1	2	13	39.69	2		
22		31	11	20		31			31	31			19	43.26	4	9.450	
23		103	26	80		106			106	106	1		78	44.08	14	9.300	
24	55	34	20	1	55	2	2	53	53	5		20	37.52	7	7.571		
25	33	4	19		33			33	33			19	42.15	3	11.333		
26	36	7	29		36			36	36	1		29	29.96	3	7.000		
40	1	41	16	24		41			40	40			24	42.58	8	10.625	
	2	59	34	24		59			59	59	1		33	38.26			
	3	29	40	9		29			29	29			23	37.70	2		
	4	103	42	68		110			110	110	2		68	36.26			
	5	74	28	46		74	2	1	73	72	3		44	44.51	6	7.500	
	6	77	5	72		77	1		76	75			31	42.54	9	11.222	
	7	8	8			8			8	8			3	45.33	1		
	8	11	8	3		11			11	11	3	9	3	32.66	6	11.750	
	9	4	2	2	1	4	5	5	4	4	3	3	4	38.52			
	10	25	20	5		25			25	25	1		5	59.80	14	12.857	
	11	37	19	18		37			37	37			5	50.20	30	13.516	
	12	55	22	33		55			55	55			25	46.50	12	14.291	
	13	45	19	26		45			45	45			33	43.00	2		
	14	65	38	27	1	65			65	65	1		52	62.50			
	15	70	17	53		70			70	70			52	62.50	7	13.285	
	16	17	17			17			17	17	1		11	60.96			
	17	19	17	2		19			19	19			2	35.27			
	18	30	3	27		30			30	30			28	47.71	12	11.333	
	19	31	3	28		31			31	31	1		43	47.71	11	10.954	
	20	8	8			8			8	8			8	43.86	10	13.350	
	21	9	3	6		9	1	1	9	9			3	42.94	10	13.350	
	22	7	7			7			7	7			7	42.94	6	14.166	
	23	15	15			15			15	15			15		14	10.214	
	24	27	27			27			27	27			27		25	10.472	
	25	29	9	20		29	1	1	28	28	7		6	49.16	6	10.166	
	26	31	7	24		31			31	31	29	1		67	15	11.133	
27	103	47	56		103			103	103	6		47	40.65				
28	109	109			109			109	109	6		108	41.60				
29	129	129			129			129	129	6		130	41.50				
30	7	7			7			7	7			7		5	11.400		
31	11	11			11			11	11	1		11	36.71	1			
32	21	21			21			21	21			21		5	11.400		
33	33	33			33			33	33			33		1			
34	35	35			35			35	35			35		1			
35	36	36			36			36	36			36		1			
36	37	37			37			37	37			37		1			
37	38	38			38			38	38			38		1			
38	39	39			39			39	39			39		1			
39	40	40			40			40	40			40		3	12.500		
40	41	41			41			41	41			41		2			
41	42	42			42			42	42			42		1			
42	43	43			43			43	43			43		1			
43	44	44			44			44	44			44		2	10.000		
44	45	45			45			45	45			45		2	10.888		
45	46	46			46			46	46			46		1			
46	47	47			47			47	47			47		2			
47	48	48			48			48	48			48		3			
48	49	49			49			49	49			49		4			
49	50	50			50			50	50			50		10			
50	51	51			51			51	51			51		6			
51	52	52			52			52	52			52		10			
52	53	53			53			53	53			53		7			
53	54	54			54			54	54			54		19	12.789		
54	55	55			55			55	55			55		7	15.571		

¹For renter - occupied dwelling units and vacant nonseasonal not dilapidated units, for rent.
²For owner - occupied dwelling units and vacant nonseasonal not dilapidated units, for sale only.

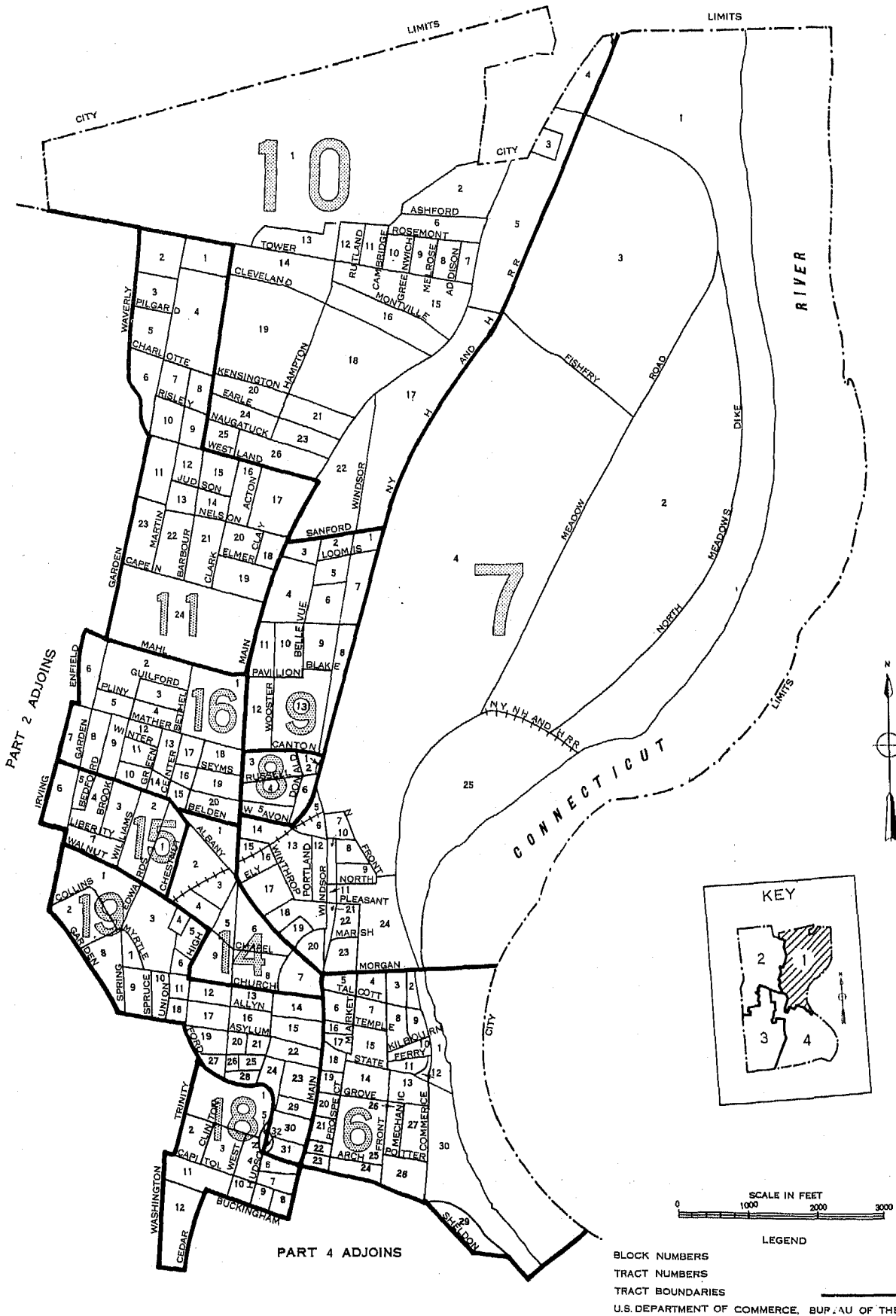
Table 3.—CHARACTERISTICS OF HOUSING FOR CENSUS TRACTS, BY BLOCKS: 1950—Con.

Census tract	Block	All dwelling units by occupancy and tenure					All dwelling units by condition and plumbing facilities			Occupied dwelling units			Contract monthly rent ¹		Value ² of one-dwelling-unit structures	
		Total	Owner occupied	Renter occupied	Vacant non-seasonal not dilap., for rent or sale	Other vacant and non-resident	Number reporting	No private bath or dilap.	No running water or dilap.	Total	Persons per room	Occupied by non-white	Number reporting	Average monthly rent (dollars)	Number reporting	Average value (dollars)
40	56	38	20	18					38	38						
	57	48	20	28					48	48						
	58	48	35	13					48	48						
	59	60	36	24					60	60						
	60	42	6	4					40	40						
	62	8	5	2					8	7						
	63	4	3						3	3						
	64	2														
	65	5	4						4	4						
	66	23	18	3					23	21			3	45.00	16	13,437
	67	39	28	11					39	39			10	42.40	12	11,183
	68	10	6	4					10	10			3	42.33	2	4,233
	69	31	20	11					31	31			11	55.63	9	10,944
	70	28	16	12					28	28			11	47.09	11	10,727
	71	24	13	11					24	24			11	38.54	6	11,783
	72	4	4						4	4		1			4	11,250
	73	7	7						7	7					6	11,183
	74	7	7						7	7					7	12,142
	75	4	3	1					4	4					3	10,833
	76	25	18	7					25	25			7	41.42	17	10,911
	77	22	16	6					22	22			6	52.00	11	13,681
	78	15	12	3					15	15			3	44.33	8	14,750
	79	24	22	1		1			24	23			1		21	13,919
	80	31	29	2					31	31			2		26	16,384
	81	9	8	1					9	9			1		8	16,937
	82	20	19	1					20	20			1		18	17,250
	83	11	11						11	11					11	15,981
	84	11	9	2					11	11			2		8	15,187
	86	17	13	4					17	17			4	46.75	9	13,888
	87	17	17						17	17					17	11,647
	88	21	18	2		1			21	20			2		18	13,111
	89	32	31	1					32	32			1		28	8,125
	90	18	12	6					18	18			6	44.50	9	7,722
	91	19	18						19	18					18	13,133
	92	21	17	4	1				21	21			4	61.25	13	10,269
	93	32	22	10					32	32			10	57.90	16	12,493
	94	9	5	2		2			9	7			3	36.66	4	13,625
	95	34	30	3		1			34	33		1	3	52.66	29	10,968
	96	22	15	7					22	22			3	41.00	10	12,850
	97	12	12						12	12		1			12	11,708
	98	23	22	1					23	23			1		21	12,100
	99	22	18	3		1			22	21			2		16	12,312
	100	16	9	7					16	16			5	42.20	5	11,700
101	33	25	1		5			33	26			1		24	11,366	
102	34	25	5					33	30		1	4	33.75	23	11,760	
103	13	10	3					13	13		1	3	36.00	9	10,500	
41	2	54	7	47				54	54		3		47	30.38	3	8,666
	4	10	4	5		1		10	9			5	24.80	3	7,000	
	5	70	17	52		1		70	68		1	52	28.21	5	6,600	
	6	21	17	4				21	21			4	33.75	15	9,333	
	7	115	31	83		1		113	112		2	81	31.98	3	6,500	
	8	79	27	51		1		79	77		1	52	32.51	5	8,800	
	9	32	14	18				32	32			18	30.50	12	7,583	
	10	48	2	46				48	48		2	46	23.41	1		
	11	1														
	12	64	15	49				64	64		3	49	32.95	2		
	13	41	12	29				41	41		1	29	36.82	3	7,000	
	14	35	19	14		2		35	33			14	43.64	9	8,888	
	15	85	28	54		3		84	82			54	34.24	9	8,055	
	16	86	23	63				86	86		1	62	33.35	10	8,050	
	17	80	22	57		1		80	79		1	56	31.10	5	6,400	
	18	113	65	46		1		113	111		1	44	35.70	3	7,833	
	19	5	5					5	5						5	10,600
	21	321	29	291		1		321	320		1	22	291	56.20	28	8,817
	22	39	39					39	39						37	8,983
	23	30	26	4				30	30				4	74.75	26	10,288
	24	24	24					24	24						24	10,208
25	34	28	6				34	34				6	39.00	25	11,500	
26	32	32					32	32						32	10,390	
27	32	28	4				32	32				4	36.25	24	10,812	
28	37	27	9		1		37	36						22	11,522	
29	12	9	3				12	12				3	41.00	6	13,083	
30	41	12	29				41	41		1		27	36.92	4	13,875	
31	59	19	40				59	59				39	36.97	2		
32	120	33	87				120	120		2		85	35.22	1		

¹For renter - occupied dwelling units and vacant nonseasonal not dilapidated units, for rent.
²For owner - occupied dwelling units and vacant nonseasonal not dilapidated units, for sale only.

HARTFORD, CONNECTICUT, BY CENSUS TRACTS AND BLOCKS: 1950

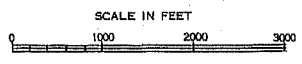
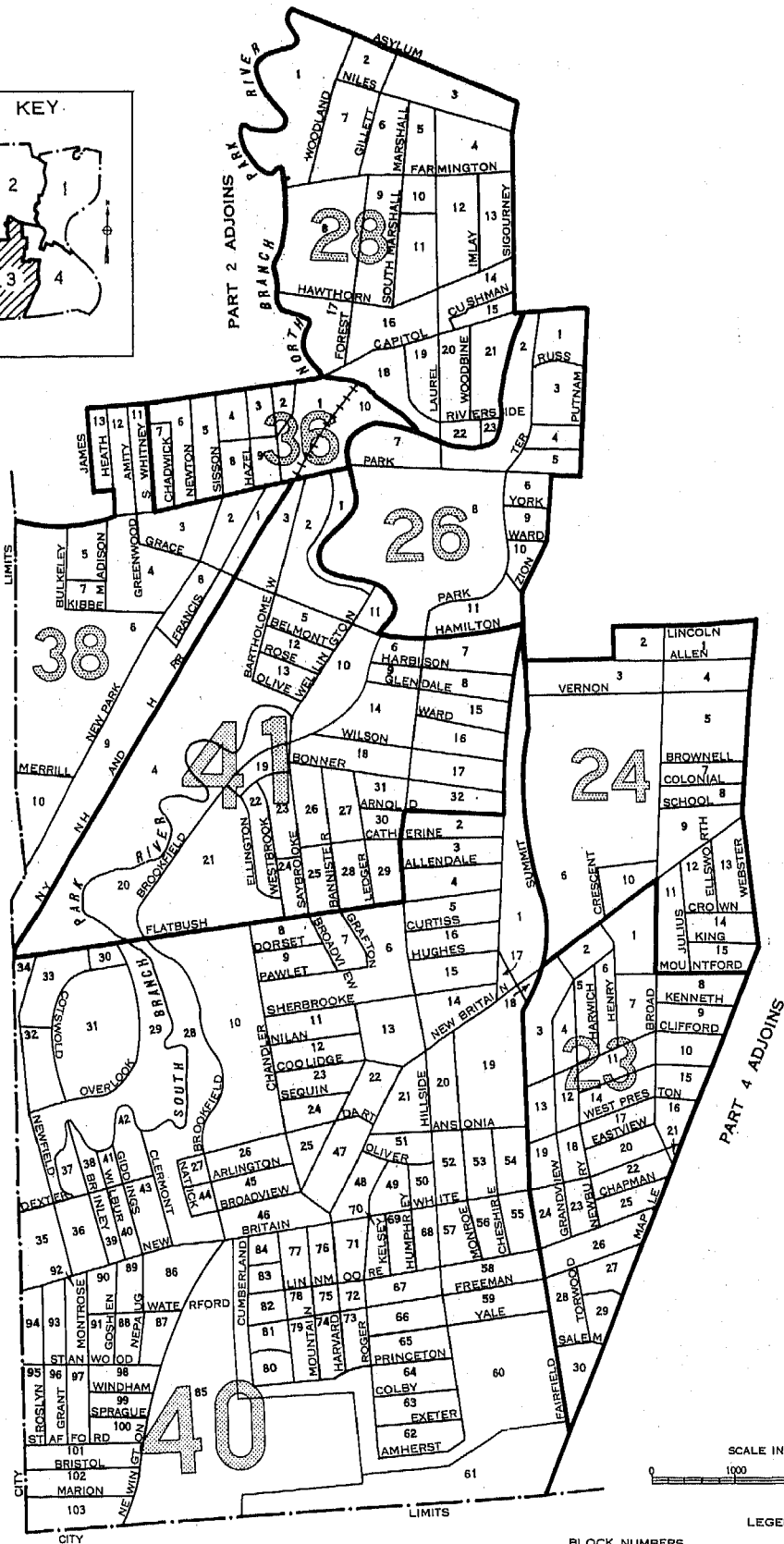
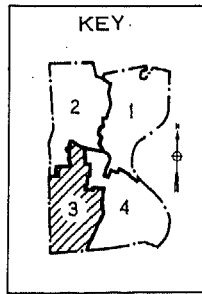
PART 1 OF 4 PARTS



BLOCK NUMBERS
TRACT NUMBERS
TRACT BOUNDARIES
U.S. DEPARTMENT OF COMMERCE, BUREAU OF THE CENSUS

HARTFORD, CONNECTICUT, BY CENSUS TRACTS AND BLOCKS: 1950

PART 3 OF 4 PARTS



LEGEND

BLOCK NUMBERS

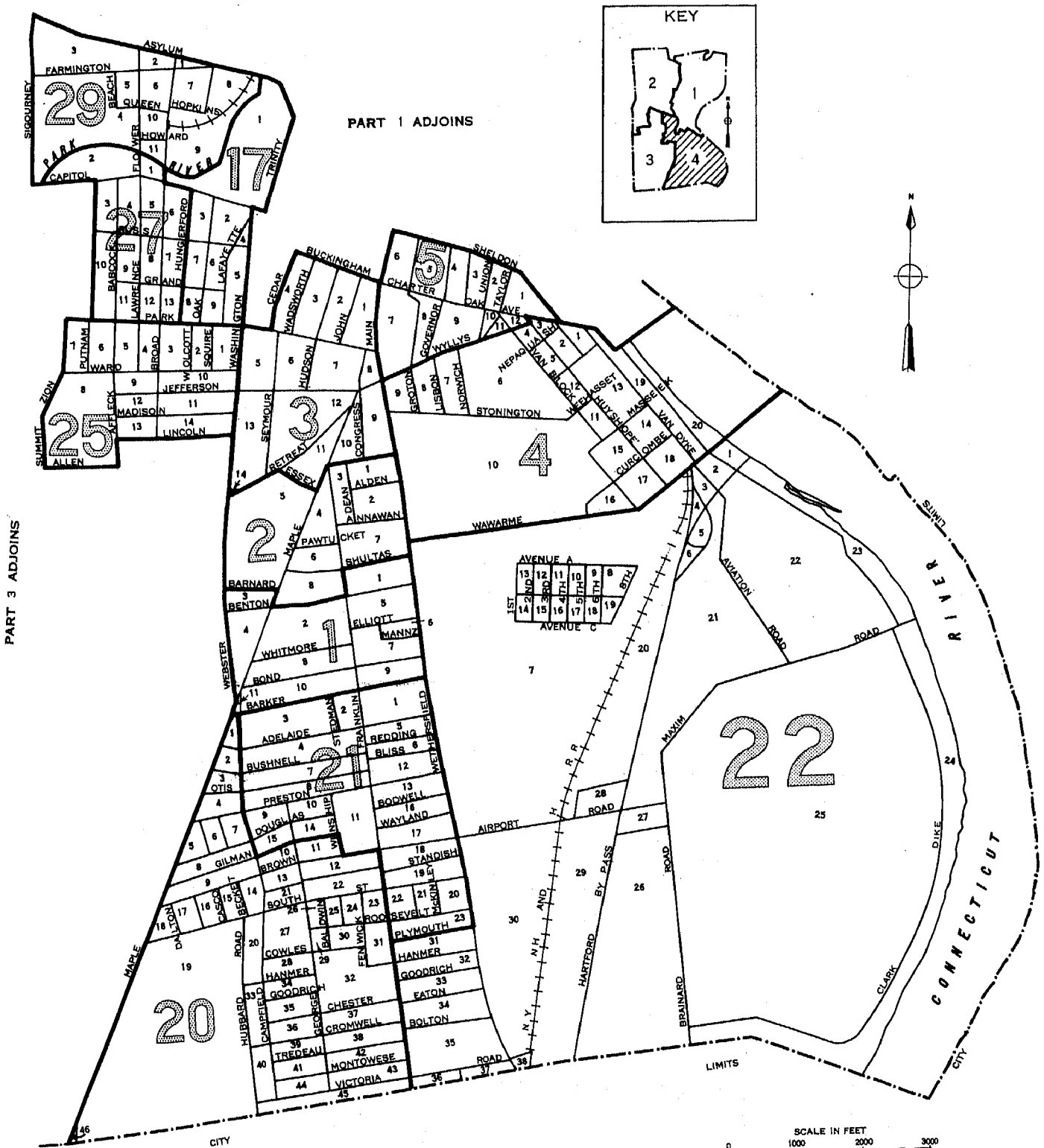
TRACT NUMBERS

TRACT BOUNDARIES

U.S. DEPARTMENT OF COMMERCE, BUREAU OF THE CENSUS

HARTFORD, CONNECTICUT, BY CENSUS TRACTS AND BLOCKS: 1950

PART 4 OF 4 PARTS



PART 3 ADJOINS

PART 1 ADJOINS

LEGEND

- BLOCK NUMBERS
- TRACT NUMBERS
- TRACT BOUNDARIES
- U.S. DEPARTMENT OF COMMERCE, BUREAU OF THE CENSUS

25
2