


1950 UNITED STATES CENSUS OF HOUSING

U. S. DEPARTMENT OF COMMERCE • BUREAU OF THE CENSUS



HUNTINGTON, W. VA.

**BLOCK
STATISTICS**

U. S. CENSUS OF HOUSING: 1950

Volume

- I General Characteristics
- II Nonfarm Housing Characteristics
- III Farm Housing Characteristics
- IV Residential Financing
- V Block Statistics

Housing statistics for census tracts are to be included in the Population reports on census tracts.

U. S. CENSUS OF POPULATION: 1950

Volume

- I Number of Inhabitants
- II Characteristics of the Population

Succeeding volumes will cover the following subjects:

Census Tracts, Nativity and Parentage, Nonwhite Population by Race, Persons of Spanish Surname, Institutional Population, Differential Fertility, Labor Force Characteristics, Occupation, Industry, Income, Internal Migration, Education, Characteristics of Families and Households.

UNITED STATES CENSUS of HOUSING : 1950
U. S. DEPARTMENT OF COMMERCE BUREAU OF THE CENSUS
CHARLES SAWYER, Secretary ROY V. PEEL, Director




BLOCK STATISTICS
HUNTINGTON
WEST VIRGINIA

Prepared under the supervision of
Howard G. Brunzman, Chief
Population and Housing Division

1950 HOUSING CENSUS REPORT
VOLUME V, PART 82

UNITED STATES GOVERNMENT PRINTING OFFICE 1951

BLOCKS • WARDS





BUREAU OF THE CENSUS

ROY V. PEEL, *Director*

A. ROSS ECKLER, *Deputy Director*
HOWARD C. GRIEVES, *Assistant Director*
CONRAD TAEUBER, *Assistant Director*
MORRIS H. HANSEN, *Assistant Director for Statistical Standards*
ROBERT Y. PHILLIPS, *Assistant Director for Operations*
CALVERT L. DEDRICK, *Coordinator, International Statistics*
FRANK R. WILSON, *Information Assistant to the Director*

Population and Housing Division—

HOWARD G. BRUNSMAN, *Chief*
WAYNE F. DAUGHERTY, *Assistant Chief for Housing*
ROBERT B. VOIGHT, *Assistant Chief for Operations*
HENRY S. SHRYOCK, Jr., *Assistant Chief for Population*
EDWIN D. GOLDFIELD, *Program Coordinator*

Quality and Equipment Statistics—Robert C. Hamer, *Chief*
Inventory Statistics—Carl A. S. Coan, *Chief*
Developmental Programs—J. Hugh Rose, *Chief*
Residential Financing—Junia H. Honnold, *Chief*
Territories and Possessions—Joel Williams, *Chief*
Statistical Sampling—Joseph Steinberg, *Chief*
Statistical Procedure—Morton A. Meyer, *Chief*
Processing Operations—Milton D. Lieberman, *Chief*

Administrative Service Division—WALTER L. KEHRRES, *Chief*
Agriculture Division—RAY HURLEY, *Chief*
Budget Officer—CHARLES H. ALEXANDER
Business Division—HARVEY KAILIN, *Acting Chief*
Field Division—LOWELL T. GALT, *Chief*
Foreign Trade Division—J. EDWARD ELY, *Chief*
Geography Division—CLARENCE E. BATSCHLET, *Chief*
Governments Division—ALLEN D. MANVEL, *Chief*
Industry Division—MAXWELL R. CONKLIN, *Chief*
Machine Tabulation Division—C. F. VAN AKEN, *Chief*
Personnel Division—HELEN D. ALMON, *Chief*

SUGGESTED IDENTIFICATION

U. S. Bureau of the Census. *U. S. Census of Housing: 1950. Vol. V, Block Statistics, Part 82.*
U. S. Government Printing Office, Washington, D. C., 1951.

For sale by the Superintendent of Documents, U. S. Government Printing Office, Washington 25, D. C.,
or any of the Field Offices of the Department of Commerce - Price 15 cents

PREFACE

This report presents statistics on characteristics of dwelling units by blocks for the city. The tabulations are based on data from the 1950 Census of Housing, taken as of April 1, 1950. Authorization for the 1950 Census of Housing as part of the Seventeenth Decennial Census was provided by the Housing Act of 1949, approved July 15, 1949.

The major portion of the information compiled from the 1950 Census of Housing appears in Volume I, *General Characteristics*; Volume II, *Nonfarm Housing Characteristics*; Volume III, *Farm Housing Characteristics*; Volume IV, *Residential Financing*; and Volume V, *Block Statistics*. Volume V consists of separate reports, issued as bulletins for each of the 209 cities which in 1940 or in a subsequent census had a population of 50,000 or more. These reports will not be bound into a single publication.

The subjects covered in both the 1950 and 1940 reports on characteristics of dwelling units by blocks are substantially similar.

This report was prepared under the direction of Howard G. Brunsman, Chief, Population and Housing Division, and Wayne F. Daugherty, Assistant Chief for Housing. Robert C. Hamer, Chief, Quality and Equipment Statistics Section, was in charge of coordinating the content and the format of the report with assistance from Carl A. S. Coan, Chief, Inventory Statistics Section; Floyd D. McNaughton, Chief, Equipment and Facilities Unit; Beulah Washabaugh, Chief, Tenure and Vacancy Unit; and Walter A. Hines. The compilation of the statistics was under the supervision of Robert B. Voight, Assistant Chief for Operations.

The collection of the information on which these statistics are based was under the supervision of Lowell T. Galt, Chief, Field Division. The geographic work, including the assignment of all block numbers and the preparation of maps, was under the supervision of Clarence E. Batschelet, Chief, Geography Division. The data were tabulated under the supervision of C. F. Van Aken, Chief, Machine Tabulation Division.

November 1951.

HUNTINGTON, W. VA.

CONTENTS

INTRODUCTION

	Page		Page
General.....	1	Definitions and explanations—Continued	
Related reports.....	1	Persons per room.....	2
Use of data.....	1	Color of occupants.....	2
Comparability with 1940 Housing Census data.....	1	Contract monthly rent.....	2
Definitions and explanations.....	1	Value of one-dwelling-unit structures.....	2
Dwelling unit.....	1	Number reporting.....	2
Occupancy and tenure.....	2	Block identification.....	2
Condition and plumbing facilities.....	2		

TABLES

	Page
Table 1.—Characteristics of housing for the city: 1950.....	3
Table 2.—Characteristics of housing by wards: 1950.....	3
Table 3.—Characteristics of housing for wards, by blocks: 1950.....	4

Map of city, by blocks, appears following last page of tables.

BLOCK STATISTICS

INTRODUCTION

GENERAL

Volume V of the Reports on Housing consists of a separate report for each of the 209 cities which in 1940, or in a subsequent census prior to 1950, had a population of 50,000 or more. Each report presents for the city, by blocks, tabulations for a limited number of subjects obtained in the Census of Housing. The subjects in these reports are similar to those in the block statistics supplements to Volume I of the reports of the 1940 Census of Housing. The subjects in this report present the number of dwelling units classified by occupancy and tenure, condition and plumbing facilities, persons per room, color of occupants, average contract monthly rent of renter-occupied and selected vacant units, and the average value of one-dwelling-unit owner-occupied and selected vacant structures. In table 1, the statistics for these subjects are summarized for the city. Table 2 contains the statistics for wards; these are the only statistics for wards that will be published from the 1950 Census of Housing. In table 3, the data are presented by blocks within wards and block areas. Maps identifying the location of each block and the ward boundaries are a part of this report.

Related reports.—Related statistics for this city are contained in the Reports on Housing, Volume I, *General Characteristics*; and in the Reports on Population, Volume I, *Number of Inhabitants*, and Volume II, *Characteristics of the Population*.

The Reports on Housing for each State in Volume I present data on the characteristics of dwelling units for the State by residence (urban, rural nonfarm, and rural farm), for standard metropolitan areas, urbanized areas, counties, for urban places, places of 1,000 to 2,500 inhabitants, and rural-nonfarm and rural-farm dwelling units for each county. Each report includes the following subjects: occupancy, tenure, race of occupants, type of structure, year built, condition and plumbing facilities, water supply, toilet and bathing facilities, number of rooms, number of persons, persons per room, electric lighting, heating equipment, heating and cooking fuels, refrigeration equipment, kitchen sink, radio, television, and, for nonfarm units, the contract monthly rent, gross monthly rent, and value of one-dwelling-unit structures.

Volume I of the Reports on Population shows the 1950 population of each county and of each minor civil division within the county. It also contains figures for each incorporated place, for each unincorporated place with 1,000 or more inhabitants, and for incorporated places of 5,000 or more by wards. A special series of tables presents data for each urbanized area giving the incorporated places and portions of minor civil divisions within it.

Volume II of the 1950 Population Reports contains statistics on the general characteristics of the population. Chapter A of this volume repeats the figures on number of inhabitants as shown in Volume I; Chapter B presents demographic, economic, and social characteristics of the population; and Chapter C gives more detailed cross-classifications for States and large cities and standard metropolitan areas.

Use of data.—The tabulation of housing characteristics for areas as small as city blocks provides descriptive material of considerable value for technical studies of housing in the city. The statistics will be useful in compiling totals for special types of areas that may be defined to meet the requirements of individual investigators. Users of the data should bear in mind that in

practically all cases the data for a given block represent the work of only one enumerator. Consequently, housing characteristics for blocks are subject to a wider margin of error than is to be expected in the figures for tracts or wards which represent returns made by a number of enumerators. Misinterpretation of instructions by one enumerator may cause a significant bias in the statistics for a block even though it may have a negligible effect upon the figures for larger areas. For example, the enumeration of "condition" depended to a considerable extent upon the judgment of the individual enumerator. Also, failure to indicate the correct block number for a significant number of dwelling units may introduce errors into the block data.

Comparability with 1940 Housing Census data.—In the 1940 Census of Housing, reports entitled "Block Statistics" were issued as supplements to the first series of Housing bulletins. These supplements consisted of separate reports for each of the 191 cities which had 50,000 inhabitants or more in 1930.

In the 1950 reports, the block numbers used are different, in most cases, from those used in the 1940 reports. Therefore, to compare 1940 and 1950 data for a given block, it is necessary to locate the block on the maps to obtain the corresponding 1940 and 1950 block numbers.

The subjects in both the 1940 and 1950 reports are substantially similar. However, data on number of structures, year built, and mortgage status have been omitted from the 1950 report. Furthermore, in the 1940 reports average contract or estimated monthly rent was reported for all dwelling units while in 1950 average contract monthly rent is reported for some, and average value for other, dwelling units.

DEFINITIONS AND EXPLANATIONS

More detailed and complete definitions are presented in Volume I of the Housing Reports.

Dwelling unit.—In general, a dwelling unit is a group of rooms or a single room, occupied or intended for occupancy as separate living quarters, by a family or other group of persons living together or by a person living alone.

A group of rooms, occupied or intended for occupancy as separate living quarters, is a dwelling unit if it has separate cooking equipment or a separate entrance. A single room, occupied or intended for occupancy as separate living quarters, is a dwelling unit if it has separate cooking equipment or if it constitutes the only living quarters in the structure. Also, each apartment in a regular apartment house is a dwelling unit even though it may not have separate cooking equipment. Excluded from the dwelling unit count are large rooming houses, institutions, dormitories, and transient hotels and tourist courts.

In the 1940 Census, a dwelling unit was defined as the living quarters occupied or intended for occupancy by one household. A household consisted of a family or other group of persons living together with common housekeeping arrangements, or a person living entirely alone. However, the enumerator was not explicitly instructed to define rooms as dwelling units on the basis of cooking equipment or separate entrance.

The number of dwelling units in the 1950 Census may be regarded as comparable with the number of dwelling units in the 1940 Census. Some living quarters may have been classified as separate dwelling units in the one census and not in the other. Further, in the 1950 Census, living quarters with five or more

lodgers were not tabulated as dwelling units; generally, such quarters were included in the 1940 dwelling unit count. However, the net effect of these changes is probably small.

Occupancy and tenure.—Dwelling units are classified by occupancy and tenure into four groups: owner-occupied; renter-occupied; vacant nonseasonal not dilapidated, for rent or sale; and other vacant and nonresident. A dwelling unit is classified as owner-occupied if it was owned wholly or in part by the head of the household or by some related member of his family living in the dwelling unit. All other occupied units are classified as renter-occupied whether or not cash rent was actually paid for living quarters. Rent-free units and living accommodations received in payment for services performed are thus included with the renter-occupied units.

A dwelling unit is considered vacant if no persons are living in it at the time of enumeration. New units not yet occupied were enumerated as vacant dwelling units if construction had proceeded to the extent that all the exterior windows and doors were installed and final usable floors were in place. The classification "Vacant nonseasonal not dilapidated, for rent or sale" is descriptive of the vacant dwelling units reported in this classification. "Other vacant and nonresident" units include all dilapidated and seasonal vacant units as well as the not dilapidated units which were not for rent or sale.

Because of changes in enumeration procedures, the counts of total vacant units in 1940 and 1950 are not strictly comparable. In 1940, vacant units were enumerated if they were habitable; units uninhabitable and beyond repair were excluded from the enumeration. In 1950, units were included regardless of condition if they were intended for occupancy as living quarters. Therefore, no comparison should be made between the data on "vacant nonseasonal not dilapidated, for rent or sale" units from the 1950 Census and data in the 1940 Census reports.

In both censuses, dwelling units occupied entirely by non-residents were included with vacant units not for rent or sale. Trailers, tents, houseboats, and railroad cars which were vacant were excluded from the dwelling unit inventory in both 1950 and 1940.

Condition and plumbing facilities.—Data on condition of a dwelling unit are shown in combination with data for selected plumbing facilities and are, therefore, limited to units for which both condition and plumbing facilities are reported. Plumbing facilities include water supply, toilet facilities, and bathing facilities.

The category "with private bath" includes those dwelling units reported with both a flush toilet and a bathtub or shower inside the structure for the exclusive use of the occupants of the unit. The category "no private bath" includes those dwelling units not having private flush toilet or not having private bathing facilities. The "no running water" category includes units with only piped running water outside the structure or with only other sources such as a hand pump.

A dwelling unit is "dilapidated" when it is run-down or neglected, or is of inadequate original construction, so that it does not provide adequate shelter or protection against the elements or it endangers the safety of the occupants.

Persons per room.—The number of persons per room has been computed for each occupied dwelling unit by dividing the number of persons in the dwelling unit by the number of rooms in the dwelling unit. All persons enumerated in the Population Census as members of the household (including lodgers, servants, and other nonrelated persons) are counted in determining the number of persons that occupy the dwelling unit. The number of rooms in the dwelling unit includes all rooms available for living quarters throughout the year. Not counted as rooms are bathrooms, closets, pantries, halls, screened porches, and unfinished rooms in the basement and attic.

Color of occupants.—Occupied dwelling units are classified by color of head of household according to the definition used in the

1950 Census of Population. The group designated as "nonwhite" consists of Negroes, Indians, Japanese, Chinese, and other non-white races. Persons who are not definitely Indian or of other nonwhite race are classified as white.

Contract monthly rent.—Contract monthly rent is the rent, at the time of enumeration, contracted for by the renter regardless of whether it includes furniture, heating fuel, electricity, cooking fuel, water, or personal services.

Monthly rent for vacant dwelling units is the amount asked for the dwelling unit at the time of enumeration. The average monthly rent relates to renter-occupied dwelling units and vacant nonseasonal not dilapidated units for rent. Dwelling units which are occupied "rent-free" are not included with the units reporting rent.

Value of one-dwelling-unit structures.—Average value is shown for owner-occupied dwelling units and vacant nonseasonal not dilapidated units which are for sale only. Value is shown only if the unit is in a one-dwelling-unit structure without business and if it is the only dwelling unit included in the property. The value represents the amount for which the owner estimates that the property, including such land as belongs with it, would sell under ordinary conditions and not at a forced sale. For vacant units, value is the sale price asked by the owner.

Number reporting.—Occupancy and tenure are reported for all dwelling units, and color of occupants is reported for all occupied units. The corresponding distributions for these subjects in table 1 are based on all dwelling units and on occupied units, respectively. For all other subjects, the distributions are based on the units for which the specific characteristics are reported, that is, the "Number reporting."

The number of dwelling units for which the enumerator obtained no report on a particular item is shown for the city totals only; however, the number "not reported" can easily be derived for each area in tables 2 and 3 by subtracting the number reporting from the total number of dwelling units (or total occupied).

Block identification.—A map or series of maps is included in this report showing block numbers for each block, number and letter designations for wards and block areas, and the names of principal streets.

Blocks are identified by serial numbers, a separate series of numbers being used for each ward or for a group of wards. Thus, the location of each block for which data are presented in table 3 may be determined by referring to the ward and block number shown on the map. Similarly, data for a specific block may be located in the table by reference to the map for the identification numbers of the ward and block.

In some cities "block areas" have been established to facilitate the numbering of blocks in groups of less than 1,000. This may cause a break in the sequence of block numbers within a ward. Where this occurs each part of the ward that is in a separate block area is distinguished on the map, and in the table the data are shown for blocks in numerical order within each block area section of the ward. When a boundary of a ward cuts through a block separating the block into segments, the statistics for each segment are tabulated in the ward in which it is physically located on the map. In such cases, to obtain the statistics for the entire block it is necessary to add the statistics for all segments.

If no dwelling units are reported for a block, the block number is not listed in table 3, although it is shown on the map. Dwelling units for which the block number was not reported are indicated in the table by the symbol "NR." Detailed data are not shown for such dwelling units, nor for blocks containing fewer than three dwelling units. Average monthly rent is not shown when the monthly rent was reported for fewer than three dwelling units. Average value is not shown when the value of one-dwelling-unit properties was reported for fewer than three dwelling units. All dwelling units are included, however, in the statistics for the city and for each ward.

Table 1.—CHARACTERISTICS OF HOUSING FOR THE CITY: 1950

Subject	Number	Percent	Subject	Number	Percent
OCCUPANCY AND TENURE			PERSONS PER ROOM		
All dwelling units.....	26,268	100.0	Occupied dwelling units.....	25,588	...
Owner occupied.....	13,325	50.7	Number reporting.....	25,352	100.0
Renter occupied.....	12,263	46.7	1.50 or less.....	24,247	95.6
Vacant nonseasonal not dilapidated, for rent or sale.....	372	1.4	1.51 or more.....	1,105	4.4
Other vacant and nonresident.....	308	1.2	Not reported.....	236	...
CONDITION AND PLUMBING FACILITIES			CONTRACT MONTHLY RENT		
All dwelling units.....	26,268	...	Renter-occupied, and vacant nonseasonal not dilapidated units, for rent—Number reporting.....	11,621	...
Number reporting.....	25,850	100.0	Total contract monthly rent..... dollars.....	391,502	...
With private bath, not dilapidated.....	21,487	83.1	Average monthly rent..... dollars.....	33.69	...
No private bath, with running water, not dilapidated.....	2,646	10.2	VALUE OF ONE-DWELLING-UNIT STRUCTURES		
No running water or dilapidated.....	1,717	6.6	Owner-occupied ¹ and vacant nonseasonal not dilapidated units, for sale only—Number reporting.....	10,707	...
Condition or plumbing facilities not reported.....	418	...	Total value or sale price..... dollars.....	101,404,000	...
No private bath or dilapidated.....	4,363	16.9	Average value..... dollars.....	9,471	...
COLOR OF OCCUPANTS					
Occupied dwelling units.....	25,588	100.0			
White.....	24,363	95.2			
Nonwhite.....	1,225	4.8			

¹ Restricted to 1-dwelling-unit properties.

Table 2.—CHARACTERISTICS OF HOUSING BY WARDS: 1950

Ward	All dwelling units by occupancy and tenure					All dwelling units by condition and plumbing facilities			Occupied dwelling units			Contract monthly rent ¹		Value ² of one-dwelling-unit structures		
	Total	Owner occupied	Renter occupied	Vacant nonseasonal not dilap., for rent or sale	Other vacant and non-resident	Number reporting	No private bath or dilap.	No running water or dilap.	Total	Persons per room		Number reporting	Average monthly rent (dollars)	Number reporting	Average value (dollars)	
										Number reporting	1.51 or more					
TOTAL	26268	13325	12263	372	308	25850	4363	1717	25588	25352	1105	1225	11621	33.69	10707	9,471
1	3284	1969	1260	29	26	3229	796	342	3229	3211	186	7	1154	32.28	1615	8,453
2	2076	981	1030	31	34	1997	584	323	2011	1991	131	60	956	30.31	706	6,872
3	1660	390	1208	42	20	1630	321	94	1598	1566	75	95	1193	36.92	226	1,231
4	2134	431	1632	42	29	2085	498	144	2063	2032	97	97	1593	34.48	244	1,278
5	3051	1311	1662	39	39	3012	753	365	2973	2952	170	5	1601	29.13	942	8,106
6	3821	1824	1597	42	58	3483	235	127	3421	3382	44	277	1511	46.13	1439	15,096
7	3081	1871	1157	27	26	3044	296	83	3028	3000	74	639	1070	30.08	1612	11,260
8	3167	1824	1276	52	15	3128	405	65	3100	3085	114	28	1228	28.66	1564	8,174
9	2799	1680	1047	32	40	2757	321	112	2727	2698	179	13	955	29.84	1428	6,582
10	1495	1044	394	36	21	1485	154	62	1438	1435	35	4	360	38.93	931	7,860

¹For renter—occupied dwelling units and vacant nonseasonal not dilapidated units, for rent.

²For owner—occupied dwelling units and vacant nonseasonal not dilapidated units, for sale only.

HOUSING—BLOCK STATISTICS

Table 3.—CHARACTERISTICS OF HOUSING FOR WARDS, BY BLOCKS: 1950

[Detailed statistics not shown for blocks containing fewer than 3 dwelling units, nor for dwelling units not allocated by blocks (designated by NR)]

Ward	Block	All dwelling units by occupancy and tenure					All dwelling units by condition and plumbing facilities			Occupied dwelling units			Contract monthly rent ¹		Value ² of one-dwelling-unit structures		
		Total	Owner occupied	Renter occupied	Vacant non-seasonal not dilap., for rent or sale	Other vacant and non-resident	Number reporting	No private bath or dilap.	No running water or dilap.	Total	Persons per room		Occupied by non-white	Number reporting	Average monthly rent (dollars)	Number reporting	Average value (dollars)
											Number reporting	1.51 or more					
1	1286	37	17	20			35	6		37	37	1	19	24.84	11	86336	
	1287	33	17	16			33			33	33		19	35.52	10	103288	
	1288	97	57	39	1		97	10	4	97	96	1	38	40.33	39	83588	
	1289	19	9	10			19	4		19	19		10	39.00	4	172000	
	1300	11	5	4	2		11	6		9	9	1	18	36.50	4	200000	
	1311	36	17	18	1		36	2	3	35	35	1	18	34.20	13	131666	
	1322	13	5	7	1		13	2	2	12	12		18	34.88	13	90000	
	1333	36	14	21	1		36	1	1	35	35		18	27.93	13	76338	
	1344	31	15	16			31	1		30	30	2	16	27.93	9	82444	
	1355	32	12	20			32	1		32	32	2	19	31.00	6	5962	
	1366	49	20	29			49	23	1	49	49	7	27	26.33	5	3900	
	1377	1					1			1	1		4	19.25	9	5000	
	1388	16	11	5		1	16	2	1	16	19	1	3	22.66	15	52880	
	1399	20	16	3			20	3	1	19	19	1	4	28.63	12	49500	
	1400	27	13	13	1		27	12	1	26	26	1	11	15.20	14	4028	
	1411	33	20	13			33	12	8	33	33	5	10	39.20	13	4130	
	1422	33	13	18			33	19	1	34	34	2	15	32.60	10	3750	
	1433	18	13	5			18	6	3	18	18	2	5	24.66	9	4000	
	1444	34	16	18			34	19	1	14	14	4	3	40.66	8	4687	
	1455	14	10	4			14	7	2	14	14		3	26.00	5	3300	
	1466	14	8	6			14	8	1	16	16	1	4	26.00	7	4028	
	1477	2					2			3	3	3	12	28.66	16	4906	
	1488	16	10	6			16	8	1	33	33		9	35.77	15	5286	
	1499	27	17	10	1		27	2	2	29	29	1	3	25.33	20	4480	
	1510	29	25	4			29	4	2	17	15	5	3	27.66	12	5350	
	1521	17	13	4	1		17	1	1	16	16	2	7	33.00	15	5720	
	1532	27	19	8			27	4	1	37	27	2	11	31.90	23	5026	
	1543	38	26	11		1	38	4	4	37	35	2	17	22.17	14	6985	
	1554	37	17	20			37	4	1	10	10	2	6	24.83	1		
	1565	10	4	6			10	5	3	43	43	4	30	25.70	10	6230	
	1576	45	12	31		2	41	9	4	26	26	1	14	37.57	6	8666	
	1587	27	10	16		1	27	25	4	25	25		9	33.00	11	9818	
	1598	25	15	10			25	5		33	33		16	39.00	9	7888	
	1609	34	16	17	1		34	5	1	37	27		13	35.46	9	9944	
	1620	27	13	14			27	2	2	21	21	1	5	24.60	13	15923	
	1631	21	16	5			21	15	1	15	15		2	40.57	13	14923	
	1642	15	13	2			15	2		18	18		7	40.57	7	16285	
	1653	19	10	8	1		19	3		22	22	1	13	58.76	5	15200	
	1664	24	10	12	1	1	24	3		33	33	1	11	35.30	8	13312	
	1675	33	22	11			33	12	4	10	10	3	4	58.75	10	8700	
	1686	12	9	3			12	15		34	34		7	31.57	27	8677	
	1697	74	30	43			74	2	1	34	23	1	9	50.33	9	8388	
	1708	11	7	4			11	1		14	14	1	4	43.00	10	14000	
	1719	15	11	4			15	1		11	11		2		8		
	1730	34	27	7			34	3		41	41	1	41	24.75	12	10375	
	1741	21	13	8			21	3	1	24	24	1	15	33.86	24	83377	
	1752	16	11	5			16	12	1	37	37	1	12	33.16	22	9681	
	1763	35	13	21	1		35	8		12	12		7	37.85	5	10600	
	1774	39	12	25	2		34	13	2	34	33	2	20	31.75	8	6825	
	1785	31	16	14		1	29	18	9	37	37	5	24	25.58	6	4083	
	1796	21	16	5			21	1	1	30	28	4	10	22.20	9	4611	
	1807	21	12	9			21	1	1	21	21		7	32.00	11	5354	
	1818	28	19	9			28	2		28	28	1	9	25.00	18	4844	
	1829	27	12	14			27	4		27	27		4	33.75	19	5873	
	1840	16	4	11			16	3	1	16	16		3	33.66	11	6936	
	1851	17	9	8			17	3	1	17	17		7	24.22	7	5350	
	1862	12	11	1			12	12	3	12	12	1	1	26.25	11	6080	
	1873	15	7	8			15	5	2	12	12	2	4	14.75	6	4080	
	1884	28	22	6		1	27	7	2	27	27	1	5	26.40	21	5337	
	1895	27	1	26			27	2	1	27	27	1	18	26.40	18	4483	
	1906	37	15	20	1	1	34	14	2	33	34	5	20	27.15	10	5050	
	1917	28	21	7			28	9	5	27	27	2	6	29.16	18	5288	
	1928	29	14	15			29	4	1	29	29		15	29.33	10	7300	
	1939	43	16	26	1		43	4	3	42	42		15	27.73	24	8333	
	1950	20	12	8		1	21	6	3	38	38		18	33.94	14	8030	
	1961	44	4	40		1	41	4	1	21	21		12	31.91	6	15300	
	1972	44	3	41			44	11	2	44	44	5	10	48.70	33	7000	
	1983	14	9	5			14	5	1	14	14	1	6	23.33	3	9166	
	1994	10	4	6		1	10	3	3	8	8		13	42.00	3	8333	
	2005	22	9	12		1	22	4	2	21	21		7	36.28	2	7437	
	2016	14	6	8			14	2		14	14		7	36.28	2		
	2027	37	21	14	2		37	2	2	35	35		15	37.40	19	10894	
	2038	29	18	11			29	1	1	29	29		10	42.30	14	10874	
	2049	23	16	7			23	1	1	23	23		6	47.00	13	10823	
	2060	31	10	20	1		31	11	7	30	30	1	20	38.00	9	8044	
	2071	9	2	6			9	8		9	9		1	26.16	6	5200	
	2082	8	2	6			8	4	1	8	8	1	6	26.16	9	7477	
	2093	24	10	13		1	24	4	1	23	23	2	10	26.80	9		

¹For renter-occupied dwelling units and vacant nonseasonal not dilapidated units, for rent.
²For owner-occupied dwelling units and vacant nonseasonal not dilapidated units, for sale only.

Table 3.—CHARACTERISTICS OF HOUSING FOR WARDS, BY BLOCKS: 1950—Con.

Ward	Block	All dwelling units by occupancy and tenure					All dwelling units by condition and plumbing facilities			Occupied dwelling units			Contract monthly rent ¹		Value ² of one-dwelling-unit structures			
		Total	Owner occupied	Renter occupied	Vacant non-seasonal not dilap., for rent or sale	Other vacant and non-resident	Number reporting	No private bath or dilap.	No running water or dilap.	Total	Persons per room		Number reporting	Average monthly rent (dollars)	Number reporting	Average value (dollars)		
											Number reporting	1.51 or more					Occupied by non-white	
1	303	22	14	8					22	22	1		7	27.28	11	8,218		
	304	29	14	13	2				27	27	2		13	30.07	9	5,511		
	305	41	20	15					41	41	6		20	23.25	14	3,428		
	306	40	14	25	1				39	39	9		26	23.88	9	3,055		
	307	19	6	13					19	19	1		13	23.38	4	4,500		
	308	24	13	11					24	23	3		10	26.30	11	3,727		
	309	6	4	2					6	6	1		2		3	3,833		
	311	20	17	3					20	20	2		3	19.00	16	4,762		
	327	8	6	2					8	8	1		2		3	1,666		
	333	4	4						4	4		1		3	21.00			
	334	14	8	6					14	14			5	21.00	8	6,375		
	335	42	25	15		2			42	40			16	30.62	21	6,157		
	336	19	15	4					19	19			4	65.00	13	12,538		
	337	35	25	9		1			35	34			10	75.00	22	12,181		
	338	18	11	7					17	18	4		7	51.85	9	11,500		
	339	36	28	8					36	36			8	40.62	25	14,532		
	344	25	22	3					25	24			2		20	15,850		
	345	15	15			1			15	15					14	17,464		
	346	22	20	2					22	22			2		19	14,921		
	347	34	32	2					34	34			2		30	13,356		
	348	23	16	6		1			23	21			5	46.00	13	8,376		
	349	22	12	9					22	21			9	54.00	11	10,045		
	350	28	14	14		1			28	28			13	38.38	13	10,807		
	352	8	6	2					8	8			2		6	12,333		
	353	20	15	4		1			20	19	1		4	72.50	13	15,315		
	354	19	15	4					19	19			3	50.00	14	14,664		
	355	20	17	3					20	20			3	47.00	17	13,970		
	356	23	21	2					23	23			2		21	13,338		
	357	18	14	4					18	18			4	90.00	12	20,541		
	358	11	7	3		1			11	10			3	53.33	7	14,571		
	383	16	14	2					16	16			2		12	16,208		
	385	9	8	1					9	9			1		8	5,587		
	386	24	17	7					21	24	4		5	21.00	13	4,938		
	390	23	18	2		2			23	20	1		2		16	12,687		
	391	1							1									
	393	6	5	1					6	6			1		4	25,000		
	415	8	8						8	8					8	17,750		
	416	2							2									
	417	3	2	1					3	3					2			
	418	2							2									
	419	11	10	1					11	11			1		10	27,850		
	428	13	12	1					12	13	1		10		10	4,300		
	429	1							1									
	430	16	12	4					16	16	2		3	10.00	11	3,727		
	431	166	108	58					163	149	4		40	23.10	86	2,867		
	432	10	9	1					10	10	4		1		8	2,550		
	435	54	41	13					53	23	17		6	36.67	35	4,833		
	438	24	15	9					24	14	12		2	20.83	12	4,833		
	439	73	58	15					72	48	30		12	21.00	52	3,834		
	444	14	5	9					14	11	6		6	14.83	4	4,325		
2	5	45	11	32	1	1		44	34	27		43	43	12	27	19.62	6	31,000
	11	10	6	4				10	4	4		10	10	4	4	24.50	6	41,666
	12	30	9	20		1		29	16	12		29	29	8	20	25.60	3	4,333
	13	21	9	12				20	18	13		21	21	8	9	13.44	6	3,633
	14	2						2										
	16	3						3										
	18	28	18	7		2		27	7	1	1		3	35	1			
	19	26	17	9		1		26	3	3			8	39.62	15	6,326		
	20	20	16	4				20	3	3			4	39.75	13	7,307		
	21	1						1	1	20			8	49.75	12	8,525		
	45	7	5	2				7					2		4	6,750		
	47	30	19	11				30	4	1	30		11	33.00	17	10,205		
	48	30	16	13		1		30	4	3	29		14	33.57	12	6,766		
	49	15	10	5				15			15		4	26.25	8	6,875		
	50	40	22	17		1		39	16	12	39		12	31.50	13	5,407		
	51	11	11			1		11	7	1	22		9	31.66	6	8,333		
	52	10	4	6		1		10	1	1	10		6	38.83	3	4,333		
	53	10	7	3				10	1		10		1		7	7,857		
	54	9	5	3				9	3	2	8		1		2			
	55	3		1		1		3	2	2	3		1		1			
	56	13	3	10				13	5		13		8	46.62	2	6,000		
	57	27	8	19				27	1	1	25		16	31.25	3	6,900		
	58	32	15	17				32	7	1	32		16	30.43	9	6,900		
	59	63	23	38		1		62	10	6	61		37	43.81	9	6,688		
	60	55	19	36				55	13	4	55		33	28.78	11	5,463		
	61	36	14	22				36	15	6	36		21	23.14	10	5,900		
	62	37	13	22		2		32	7	4	35		23	35.04	10	6,330		
	63	71	21	47				70	35	21	68		47	22.36	16	5,637		
	64	108	31	71		4		106	56	49	102		69	23.34	19	4,500		
	79	39	17	21		2		38	8		38		21	37.61	10	7,250		
80	22		13		2		22	2		20		13	28.00	4	5,500			
81	41	16	25				40	10		41		22	33.27	12	6,250			
82	25	17	7		1		25	1		24		6	40.83	15	9,380			
83	36	12	24				32	7		36		23	27.60	9	6,722			
84	45	25	20				44	8	7	45		19	25.94	18	6,527			

¹For renter - occupied dwelling units and vacant nonseasonal not dilapidated units, for rent.
²For owner - occupied dwelling units and vacant nonseasonal not dilapidated units, for sale only.

HOUSING—BLOCK STATISTICS

Table 3.—CHARACTERISTICS OF HOUSING FOR WARDS, BY BLOCKS: 1950—Con.

Ward	Block	All dwelling units by occupancy and tenure					All dwelling units by condition and plumbing facilities			Occupied dwelling units				Contract monthly rent ¹		Value ² of one-dwelling-unit structures		
		Total	Owner occupied	Renter occupied	Vacant non-seasonal not dilap., for rent or sale	Other vacant and non-resident	Number reporting	No private bath or dilap.	No running water or dilap.	Total	Persons per room		Occupied by non-white	Number reporting	Average monthly rent (dollars)	Number reporting	Average value (dollars)	
											Number reporting	1.51 or more						
2	85	61	31	28		2	60	18	11	59	59			26	34.07	25	7,292	
	86	35	27	20		4	42	19	8	47	46	4		18	27.66	8	5,625	
	87	38	19	17	1		36	19	11	36	36	1		17	25.23	16	5,712	
	88	23	11	11			21	3		22	22			11	34.09	5	9,100	
	89	35	9	15			25	3		24	24			15	24.46	9	7,166	
	90	26	12	14			25	8		26	26			13	32.07	8	6,125	
	91	11		11			10	2	2	11	11	1		10	18.00			
	92	32	19	13			32	7		32	32			12	27.25	13	6,869	
	93	40	19	20		1	38	9		39	36	1	1	17	32.23	11	6,545	
	94	24	13	11			24	1		24	24			9	25.33	11	7,100	
	96	39	27	12			38	1	1	39	39			10	48.40	21	9,571	
	97	17	15	2			17	2		17	17			2	17.00	15	9,766	
	98	25	19	6			25	2		25	25	1		4	42.75	12	9,444	
	99	20	14	6			19	1		20	20			4	42.50	12	9,041	
	100	29	13	15	1		29	6	2	28	28	2		13	29.30	10	5,610	
	101	34	21	13			34	6		34	34			12	32.91	17	8,058	
	102	11	8	3			11	3	1	11	11	1		3	32.66	7	4,500	
	103	42	23	19			42	2		42	41			18	42.50	18	7,583	
	104	11	8	3			11	3		11	11	1		3	32.66	7	4,500	
	106	22	5	17			21	12	11	22	22	2		17	27.00	3	3,833	
	107	20	15	18		1	19	4	2	19	19	2		18	23.94	1		
	108	36	29	2			35	18	11	34	34	2		31	32.16	3	6,900	
	109	15	7	8			15	4		15	15			6	30.00	5	4,960	
	110	40	20	16		1	40	2		40	36	3		15	31.40	11	51,163	
	111	26	12	13			25	5		25	24	1		12	30.75	7	7,900	
	112	16	9	8		2	14	10		13	13		1	5	41.40	5	7,700	
	113	27	18	8			27	10	5	27	25	1	1	18	20.66	5	6,300	
	114	17	9	8		1	17	6		15	15			9	31.55	4	5,250	
	115	13	9	4			13	3		13	13			4	40.50	9	8,111	
	116	26	16	10			26	5		26	26	1		10	31.50	14	6,607	
	117	19	10	9			19	8	1	19	19	3		9	27.33	5	6,600	
	118	14	9	6			14	2		14	14			5	37.60	6	5,500	
	440	199	117	72		3	178	68	57	189	189	18	15	61	27.95	95	58,977	
	441	6					6			6	6			1		5	7,600	
	442	17	12	3		2	17			15	15			2		11	10,727	
	3	PART IN BLOCK AREA A																
		80	31	27			31	30	2	27	27	13	1	30	25.80			
		81	15	15			14	10	4	15	14	2	3	14	36.50			
		82	12	7			10	7		9	7			9	39.00			
		155	12	12			12	7	1	12	12			12	26.91			
		156	14	1			13	5	4	13	13			11	28.72			
		157	38	6			37	1	1	38	37			30	43.03	2		
		230	34	3			32	11		33	32	6	7	28	28.07	1		
		231	43	1			43	15	2	43	42	5	15	40	34.02			
232		14				14	8		14	13	3	13	14	23.28				
3		PART IN BLOCK AREA B																
		2	19	12			12	11	6	12	12	5		12	30.33			
		3	15	6			15	7	4	14	14	2	3	8	23.75	2		
	6	22	3			22	10		22	22	4	1	18	29.94				
	7	5	4			5	5		5	5			1		3	9,000		
	65	41	16			41	10		39	38	3		21	36.61	10	9,150		
	66	52	13			51	13	1	51	51	2		37	31.78	5	8,400		
	67	48	13			47	10	1	47	47	2		34	30.17	8	7,500		
	68	28	2			28	17	3	28	26		7	26	26.00				
	69	20	4			20	10	10	20	20	2	5	16	24.43	2			
	70	1																
	71	24	3			23	13	11	24	23	3	1	21	32.90				
	72	1																
	73	49	7			48	11	7	47	46	3		41	37.92	5	18,200		
	74	46	9			45	8	5	45	45	1	1	35	47.00	7	16,728		
	75	67	11			66	7		64	62			51	36.15	4	12,000		
	76	36	12			33	10	3	36	33	1	1	22	34.86	6	13,333		
	77	92	23			91	9	2	89	84			64	36.79	8	10,000		
	78	57	20			56	1		56	51		3	34	39.76	10	10,550		
	119	54	7			53	18	2	51	51		4	45	33.11	3	14,000		
	120	18	7			16	9		17	16			10	57.60	4	14,750		
	121	57	12			57	9	6	55	55	2	4	43	41.27	6	17,333		
	122	59	25			59	6	1	55	55	1		31	46.03	15	16,866		
	123	49	16			49	4		48	48	1	1	30	42.66	10	10,600		
124	56	22			56	3	1	55	54			32	42.31	13	10,269			
125	65	14			63	4		62	62			50	44.86	10	9,350			
199	16	8			16	4		15	15	1		8	37.52	6	15,416			
200	27	13			27	7		27	27			14	41.14	8	19,775			
201	27	9			27	3		25	24	2		17	42.35	6	13,000			
202	44	15			44	5	1	42	42	2	2	29	42.06	10	12,100			
203	56	21			56	5		55	55	2		33	40.90	15	13,566			
204	74	24			74	14	1	71	71	1	1	46	44.02	20	10,250			
205	85	11			85	17		83	83			71	38.80	7	10,857			
206	78	6			77	4		76	75		1	69	32.20	4	7,500			
207	14	1			14	1		14	14			10	39.10	3	8,333			
208	12	6			11	3		12	11			6	32.66	5	8,000			
209	5	3			5			4	4			3	35.00					
210	27	11			27	3		25	25			15	37.06	8	8,250			

¹For renter - occupied dwelling units and vacant nonseasonal not dilapidated units, for rent.
²For owner - occupied dwelling units and vacant nonseasonal not dilapidated units, for sale only.

Table 3.—CHARACTERISTICS OF HOUSING FOR WARDS, BY BLOCKS: 1950—Con.

Ward	Block	All dwelling units by occupancy and tenure					All dwelling units by condition and plumbing facilities			Occupied dwelling units				Contract monthly rent ¹		Value ² of one-dwelling-unit structures		
		Total	Owner occupied	Renter occupied	Vacant non-seasonal not dilap., for rent or sale	Other vacant and non-resident	Number reporting	No private bath or dilap.	No running water or dilap.	Total	Persons per room		Occupied by non-white	Number reporting	Average monthly rent (dollars)	Number reporting	Average value (dollars)	
											Number reporting	1.51 or more						
4	28	1																
	30	2																
	32	1																
	70	35	8	26	1		35	18	34	34	1		26	32.92	2			
	71	19	9	10			18	4	19	19			9	47.55	3	8.666		
	72	85	13	69	1	2	83	31	82	82	6		68	32.58	4	8.500		
	73	22	7	14	1		21	1	21	21			15	35.93	3	9.500		
	74	34	6	28			31		34	33			27	36.07	6	11.666		
	76	41	3	38	4	2	41	23	35	35	1	3	31	40.70				
	77	43	4	39			43	20	43	34	3	1	37	28.35	1			
	78	14		14			13	6	14	12			13	29.53				
	79	11		11			11	11	11	11	1	6	11	28.09				
	84	58		57			57	42	58	57	7		54	24.16				
	85	29	1	28			29	2	29	28	1		24	29.04				
	86	179		172	3	4	173	30	172	167	12	3	169	35.08				
	87	57	2	54		1	55	17	56	55	3		51	28.05	1	16.700		
	88	82	17	64	1	1	81	1	81	81		2	63	39.74	10	16.700		
	89	88	9	76	1	2	87	14	85	84	2		75	32.96	3	8.666		
	145	27	4	23			27	2	27	27	1		23	27.17	1			
	146	6	4	2			6		6	6			2		3	20.666		
	147	11	7	4			11		11	11	1	1	1		5	20.000		
	148	26	10	15	1		25		25	24			14	34.35	7	19.642		
	149	31	11	20			31	1	31	31	2	1	20	27.05	10	17.600		
	150	109	16	90	3	3	108	30	106	106	4	5	92	35.80	2			
	151	71	8	60	3	3	70	32	68	67	4	6	61	32.60	7	14.971		
	152	54	5	46	3	3	52	24	51	51	3		48	38.08	2			
	153	33	4	28	1	1	33	2	32	32		1	28	32.42				
	158	40	3	36	1	1	40	5	39	39	2	2	35	31.11	2			
	159	41	3	36			41	2	41	41	1	1	31	47.70	2	20.785		
	160	30	7	22	1		30	2	29	29	1	2	19	41.36	2			
	161	16	5	9		2	15		14	14			8	34.87	2			
	162	40	11	29			40	5	40	40	1	1	29	40.13	2	20.750		
	163	29	20	9			29	3	29	29			9	48.33	17	17.588		
	164	44	21	23		1	44	2	44	44		1	21	43.76	14	14.500		
	165	40	19	20		1	39		39	39	1		19	47.63	13	14.500		
	166	41	20	19	2		40	7	39	39			19	40.73	10	10.500		
	220	18	10	8			17		18	17			6	31.50	8	17.187		
	221	11	11	13	1	2	24	6	24	24	1		14	35.42	8	7.437		
	222	58	27	28	2		55	2	55	55			28	35.32	17	10.323		
	223	68	19	46		3	66	29	65	65	1		43	34.16	10	12.150		
	224	75	26	44	3	2	68	17	70	68	3		45	32.73	11	8.863		
	225	57	13	42	2	2	55	3	55	55	4		43	41.20	8	12.250		
	226	43	15	26			43	3	41	41			26	35.53	11	14.54		
	227	42	12	28			40	4	40	40	3		23	34.85	7	3.814		
	228	31	8	22		2	31	4	30	29	2	19	23	32.17	2			
	229	66	2	57		4	65	30	59	59	4	3	60	33.33	2			
	234	30	4	26			30	9	30	30	10		9	22.66	2			
	235	30	4	26			30	21	21	21	2	29	23	25.82	2			
	236	18	7	10		1	18	7	17	17	15	2	10	24.80	2	4.666		
	237	1													6			
	238	22	6	15		1	22	2	21	21			15	48.26	1			
	239	28	3	25			26	6	26	26			22	31.18	2			
	240	23	6	17			23	7	23	23	2		17	25.64	4	7.625		
	5	2	28	16	11	1	28	4	27	27			11	46.36	15	7.466		
		3	19	13	6		19		19	19			4	30.50	13	6.646		
		4	23	14	8	1	22		22	22	2		6	28.83	13	5.153		
		6	39	27	10	2	38		37	37			12	45.66	25	8.540		
		7	1															
		8	27	8	18	1		26	19	26	26	9		18	17.55	1		
		9	20	7	12			19	5	19	19	2		8	31.25	3	4.500	
10		5	4	1	1		5	4	5	5	2		4	18.25	1			
11		20	1	16			20	18	20	20	1		14	10.92	3	1.433		
12		161	114	47			161	8	161	160	3		44	36.79	100	7.317		
13		53	21	30	2		53		51	51	1		32	32.56	13	9.461		
14		39	22	17			39	2	39	39	2		17	39.70	17	6.882		
18		32	20	11		1	32		31	31			11	39.81	15	9.233		
19		50	30	20			50	2	50	50			17	32.82	25	8.380		
20		88	37	46	3	2	88	6	83	83	2		45	35.91	20	9.400		
21		53	29	24			53	5	51	51			24	34.87	15	8.200		
22		55	21	30	1	3	55	39	51	51	9	2	27	21.85	14	3.442		
23		47	27	20			47	30	47	47	9		16	17.68	21	3.157		
24		49	18	28	1	2	48	38	46	46	17		27	11.22	9	3.666		
25		5	1	4			5	2	5	5			3	19.00				
36		70	24	44	2		68	20	60	68	3		44	27.97	14	6.742		
37		66	35	29	2		65	8	64	62	3		27	38.81	22	9.822		
38		59	42	16		1	59	1	58	58			16	43.00	30	11.583		
39		65	36	28		1	63		64	62			26	40.11	26	13.596		
61		35	21	14			35	1	35	35		1	12	44.00	13	13.884		
62		24	18	6			24		24	24			6	49.16	16	14.937		
63		67	35	30	1	1	65	4	65	62			31	37.19	24	12.187		
64		99	22	71	5	1	98	47	93	93	7		68	31.44	11	8.454		
65		4	1	3			4	3	4	4			3	16.66	1			
66		27	5	21		1	27	21	26	26	2		19	25.26	4	2.775		
67	7		6		1	7	1	6	6			5	22.00					

¹For renter-occupied dwelling units and vacant nonseasonal not dilapidated units, for rent.
²For owner-occupied dwelling units and vacant nonseasonal not dilapidated units, for sale only.

HOUSING—BLOCK STATISTICS

Table 3.—CHARACTERISTICS OF HOUSING FOR WARDS, BY BLOCKS: 1950—Con.

Ward	Block	All dwelling units by occupancy and tenure					All dwelling units by condition and plumbing facilities			Occupied dwelling units			Contract monthly rent ¹		Value ² of one-dwelling-unit structures		
		Total	Owner occupied	Renter occupied	Vacant non-seasonal not dilap., for rent or sale	Other vacant and non-resident	Number reporting	No private bath or dilap.	No running water or dilap.	Total	Persons per room		Occupied by non-whites	Number reporting	Average monthly rent (dollars)	Number reporting	Average value (dollars)
											Number reporting	1.51 or more					
5	68	40	4	36	1	2	37	13	4	40	38	2	34	19.64	3	9,166	
	69	52	16	33			33	24		49	49		32	27.71	6	6,583	
	91	39	5	33		1	39	1		38	38		33	30.30	2		
	92	51	7	43		1	51	33	14	50	48	1	42	21.00	3	3,766	
	93	42	10	32			42	17	8	42	42	3	32	20.21	5	5,100	
	94	14		13	1		14	2		13	13	2	12	30.33			
	95	65	4	61			65	45	42	65	65	11	61	22.04	3	6,666	
	96	54	11	38	1	4	54	36	21	49	49	4	38	23.13	4	6,750	
	97	61	7	52		2	60	56	54	59	59	9	48	22.37	2		
	98	8					8			8	8				8	6,575	
	99	57	35	21	1		57	5		56	56	1	22	32.59	30	7,333	
	100	30	23	6	1		30	1		29	29	1	7	37.14	17	10,147	
	101	40	19	21			40	3		40	40		17	46.23	13	8,153	
	102	56	26	29	1		55	1		55	55	1	29	51.93	16	15,093	
	103	43	23	20			43	4		43	43		20	44.65	19	11,157	
	1030	60	48	11		1	60	4		59	58		11	37.63	42	7,788	
	1031	62	50	12			61	3	1	62	62		12	32.08	44	8,100	
	1032	51	35	15		1	50	3	1	50	50		15	66.73	33	8,342	
	1033	19	11	7	1		19			18	18		8	47.25	10	7,480	
	1034	33	21	11		1	33			32	32	1	11	37.90	19	6,831	
	1035	18	11	7			18			18	18		7	25.00	10	6,050	
	1037	21	8	13			21	13	5	21	21	5	13	30.07	3	6,266	
	1038	54	16	37			54	22	10	53	52	2	36	29.02	10	6,550	
	1039	39	15	22	1	1	39	6	5	37	37		22	30.40	5	8,400	
	1040	36	13	22			35	1		35	35		21	23.61	11	5,181	
	1041	27	10	16			26			26	26		17	25.58	9	15,888	
	1042	18	7	11		1	18			18	17		11	19.09	7	8,800	
	1043	45	11	34			44			45	45	9	34	23.85	10	5,460	
	1067	50	14	35	1		47	2	1	49	49	1	34	18.17	8	6,312	
	1068	30	8	22			27	3	1	30	29	1	19	16.52	4	4,400	
	1069	42	12	30			42	18	9	42	42	7	29	22.17	9	5,277	
	1070	29	10	17		2	28	11	6	27	27		16	19.31	6	4,416	
	1071	39	11	27		1	38	22	17	38	38	6	27	23.92	2		
	1072	33	10	23			33	5	1	33	33		22	34.50	5	11,300	
	1073	8	4	4			8	1	1	8	8		4	29.25	3	7,500	
	1078	2					2			2	2						
	1079	3	1	2			3	1		3	3	1	2				
	2016	30		30			30			30	30		30	35.10			
	2017	29	9	20			29	11	1	29	29	3	18	26.66	4	5,375	
	2018	45	15	27		3	43	29	20	42	42	6	26	23.34	10	5,200	
	2019	52	21	27	2	2	51	15	6	48	48	3	27	22.59	14	5,000	
	2020	28	9	19			28			28	28		17	30.35	5	8,300	
	2021	24	14	9		1	23	1		23	23		8	24.37	11	6,863	
	2040	37	14	22	1		35	4		36	36	2	22	18.22	14	5,678	
2041	26	9	15		2	26	12	6	24	24	3	14	24.85	4	4,750		
2043	19	10	9			19	10	1	19	19		9	31.77	6	6,833		
2044	53	16	36		1	51	27	9	52	51	3	33	28.69	9	5,555		
6	PART IN BLOCK AREA A																
	2994	6		6			6	5	4	6	6		6	11.33			
	2997	8	1	3		4	8	4	4	4		4	2				
	2998	48	14	34			46	4	4	48	48	5	32	42.65	8	15,125	
	2999	65	8	57			64	10	7	65	65	3	56	37.08	3	10,000	
	3000	54	16	36		2	52	19	8	52	51	14	35	22.45	10	9,800	
	3001	44	14	26		4	40	14	7	40	39	11	25	10.96	6	11,000	
	3002	61	32	29			61	12	2	61	61	1	28	43.2	23	11,000	
	3003	56	26	27	3		56	5		53	53	10	26	43.2	16	9,334	
	3004	25	12	13			25	2		24	24		10	48.4	16	8,893	
	3005	10	1	9			10			10	10	1	9	19.40	9	6,966	
	3006	45	20	24		1	43	8	6	44	43	8	33	29.38	9	7,077	
	3039	90	53	37		1	90	23	20	90	90	7	84	23.11	45	4,726	
	3040	56	33	22	1		56	5	2	55	55		22	43.90	25	7,880	
	3041	50	26	24			50	3		50	50		22	47.59	22	1,243.1	
	3042	41	19	21		1	41	6	3	40	39		19	41.68	12	1,354.1	
	3043	72	24	47	1		72	2		71	71	2	47	44.74	16	1,418.7	
	3044	33	20	11	1	1	33	2		31	31		12	52.16	12	1,425.0	
	3045	47	15	29	2	1	47	7		44	44	1	30	42.46	7	1,721.4	
	3046	42	7	34		1	42	4		41	41	1	34	40.11	3	15,000	
	3047	84	16	67	1		84			83	82	1	66	43.25	5	15,800	
	3048	39	7	31	1		38			38	38		29	46.62	5	15,100	
	3049	59	20	38		1	59	2		58	58	1	36	44.61	16	13,687	
	3050	57	31	25	1		57			56	56		24	53.08	24	14,750	
	3051	34	7	26	1		34	3		33	33		26	43.69	3	28,666	
	3052	26	11	15			26			26	26		15	69.60	6	14,500	
	3053	32	20	12			32	4	4	32	32	3	12	49.41	16	13,437	
	3054	41	13	24	2	2	41	14	8	37	36	33	25	29.16	8	5,687	
	3079	46	18	24	1	3	44	5		42	42	1	24	37.29	13	10,307	
	3080	19	5	13	1		18	2		18	17		12	67.33	2		
	3081	25	12	13			25			25	25	3	12	71.83	11	16,000	
	3082	40	16	21	3		40			37	37		21	53.85	9	18,166	
	3083	82	33	49			81			82	81		47	53.59	19	15,463	
	3084	77	30	45	1	1	77	2		75	75	10	43	41.04	21	16,285	
	3085	46	21	24	1		46			45	45		21	50.66	13	18,230	
	3086	36	17	19			36			36	36	1	18	49.72	12	17,333	
	3087	44	21	23			43			44	43		22	48.04	16	18,937	
	3088	17	15	2			17			17	17	1	1		11	22,272	
	3089	23	13	10			23			23	23		10	61.50	11	22,454	

¹For renter - occupied dwelling units and vacant nonseasonal not dilapidated units, for rent.
²For owner - occupied dwelling units and vacant nonseasonal not dilapidated units, for sale only.

Table 3.—CHARACTERISTICS OF HOUSING FOR WARDS, BY BLOCKS: 1950—Con.

Ward	Block	All dwelling units by occupancy and tenure					All dwelling units by condition and plumbing facilities			Occupied dwelling units			Contract monthly rent ¹		Value ² of one-dwelling-unit structures		
		Total	Owner occupied	Renter occupied	Vacant non-seasonal not dilap., for rent or sale	Other vacant and non-resident	Number reporting	No private bath or dilap.	No running water or dilap.	Total	Persons per room		Number reporting	Average monthly rent (dollars)	Number reporting	Average value (dollars)	
											Number reporting	1.61 or more					Occupied by non-white
6	390	38	13	24		1	38		37	36			23	67.43	9	17,388	
	391	44	16	25	2	1	43		41	41			27	74.07	11	17,045	
	393	19	9	10			19		19	18			8	51.37	7	10,857	
	405	26	15	11			26	2	26	26			11	33.63	13	11,538	
	406	8	3	4			8		7	7			2		2		
	407	18	10	8		1	18		18	18			8	56.62	9	12,777	
	408	23	16	7			23	1	23	23			6	48.33	14	12,964	
	409	44	26	17		1	44		43	42			6	70.00	24	13,708	
	410	41	16	24		1	40		40	39		1	22	82.68	13	22,884	
	415	28	20	8			28	2	28	27			7	50.42	18	15,138	
	502	16	9	5		2	16	2	14	14	1		6	61.83	7	14,428	
	503	41	33	5		2	41		38	38			5	70.00	31	14,183	
	504	33	26	4		1	33		30	29			5	85.20	23	15,382	
	505	49	42	6		1	48		48	47			7	65.85	38	18,421	
	507	36	21	14			36		35	35			14	71.92	15	14,000	
	512	35	31	2		2	35		33	33			1		30	13,250	
	566	26	23	2			26		26	26			3	53.33	23	13,304	
	567	9	9				9		9	9					9	14,444	
	569	22	22				22		22	22					22	9,272	
	570	16	14	1		1	16	1	15	14			1		14	14,492	
	571	6	4	2			6		6	6			1		4	28,250	
	572	13	9	4		4	13		9	9					9	14,611	
	573	4	4				4		4	4					4	19,000	
	574	16	12	2		4	16		12	12					12	14,125	
	576	23	23			1	23		23	23					23	10,652	
	577	26	19	7			26	4	25	25	2		5	22.00	16	10,555	
	PART IN BLOCK AREA B																
	6	279	27	10	17		27	3	3	27	26			17	34.88	7	7,357
		280	17	9	6		17	1	1	15	14			6	49.83	6	10,875
		281	23	14	9		22	1		23	22			9	42.44	9	9,166
		282	15	7	8		15			15	15		1	8	32.12	5	8,200
		283	11	5	6		11			11	11			6	37.16	5	11,300
		284	16	3	13		16	2	2	16	16			10	24.60	2	
		285	4	4			4			4	4			4	50.00		
		286	50	18	32			50	7	7	50	50		13	33.46	13	12,076
287		48	14	34			47	2	1	48	47		32	52.10	8	10,937	
288		38	18	20			37			38	37		19	52.84	11	12,345	
289		41	24	16		1	40	1		40	38		1	34.40	21	13,619	
290		35	22	13		1	37			35	35		13	41.23	14	12,464	
291		35	26	9			35			35	33		8	44.87	25	13,100	
292		33	5	28		6	33	23	21	27	27	16	22	37.59	3	15,166	
293		19	18			1	19			18	18				19	16,831	
294		19	18	1			19			19	19			1	18	17,583	
295		19	18	1			19			19	19				18	21,611	
296		19	18	1			19	2		19	18			11	47.09	17	16,647
297		33	31	2			33	1	1	30	29		5	41.00	24	13,395	
346		45	19	26			45	8	8	45	45		7	26	14	11,464	
347		42	16	26		1	41			41	41		1	25	8	17,750	
348		16	14	2			16			16	16		1	15	12	16,416	
349		20	19	1			20			20	20			2	13	24,384	
350		18	19	1			18			18	18		1		19	22,631	
351		18	16	2			18			18	18				15	20,366	
352		18	16	2			17			18	17			1	14	18,714	
353		13	11	2			13			13	13			2	11	15,909	
367		4	3	1			4			4	4			1	3	19,333	
368		20	13	7		1	20			18	18		4	57.00	13	16,769	
369		16	12	4			16			16	16			1	12	15,625	
370		10	10			3	10			10	10				13	16,538	
371		10	9	1			10			10	10			1	9	22,444	
372		28	19	9			28			28	28			55.25	15	13,153	
373		38	24	14			38	1		38	38		1	46.00	20	13,500	
374		51	19	31		1	50			50	49		12	55.03	14	14,307	
375		36	18	18			36	1		36	36		1	57.87	15		
376		13	11	2			13			13	13				10	21,700	
377		20	19	1			20			20	20				19	24,684	
378		17	17				16			17	16				16	23,562	
379		14	12	2			14			14	14				8	20,375	
380		9	6	3			9			9	9				5	20,071	
393		6	6				6			6	6				3	7,000	
396		5	3	2			5			5	5				5	7,000	
397		21	14	6		1	21	1	1	20	19		1	72.40	11	20,333	
398		10	5	5			10			10	10		2		5	23,636	
399	10	3	7		1	10			10	9		2		5	19,700		
402	14	11	3			14			13	13				2	28,222		
403	4	3	1			4			4	4				5	32,000		
404	8	7	1			8			8	8				1			
406	7	4	3			7		1	6	6		2		4	25,500		
407	2	1	1			2			2	2				1	16,766		
408	2	1	1			2			2	2		1	55.57	15			
410	4	3	1			4			4	4				2	4		
411	4	4				4			4	4				4	23,125		
412	11	10	1		1	11			10	10				9	22,611		
413																	
414																	
415																	

¹For renter - occupied dwelling units and vacant nonseasonal not dilapidated units, for rent.
²For owner - occupied dwelling units and vacant nonseasonal not dilapidated units, for sale only.

Table 3.—CHARACTERISTICS OF HOUSING FOR WARDS, BY BLOCKS: 1950—Con.

Ward	Block	All dwelling units by occupancy and tenure					All dwelling units by condition and plumbing facilities			Occupied dwelling units			Contract monthly rent ¹		Value ² of one-dwelling-unit structures	
		Total	Owner occupied	Renter occupied	Vacant non-seasonal not dilap., for rent or sale	Other vacant and non-resident	Number reporting	No private bath or dilap.	No running water or dilap.	Total	Persons per room		Number reporting	Average monthly rent (dollars)	Number reporting	Average value (dollars)
											Number reporting	1.51 or more				
7	581	30	19	10		1	30	2	29	29	2	8	32.50	16	9,062	
	582	55	32	3			35		35	35		3	76.66	30	12,750	
	583	18	17	1			18		18	18		1		17	11,647	
	584	13	13				13		13	13				13	12,538	
	585	20	16	2	1	1	20	2	18	18		2		16	12,406	
	593	11	11				11	6	3	11	11			11	8,581	
	594	22	19	3			22	7	22	22	3	3	23.00	19	5,110	
	595	52	33	16	1	2	52	16	9	49	49	1	21.42	33	7,945	
	596	4	4				4			4	4			4	12,250	
	597	2														
	599	10	7	3			10			10	10		2		7	16,071
	600	18	17	1			18	1	1	18	17		1		15	23,533
	602	8	8				8			8	8				7	21,071
	603	1														
604	17	14	3			17			17	17		1		13	22,461	
610	12	9	3			12	2	1	12	12	1	3	17.66	7	4,457	
611	50	38	10	1	1	48	2	2	48	48		7	56.14	38	7,947	
612	36	30	6			36	2	1	36	36		4	44.50	28	7,078	
8	267	71	17	54			66	44	13	71	69	12	53	19.03	9	2,822
	268	137	67	68	1	1	132	42	12	135	134	14	66	23.03	61	4,739
	269	6	6				6			6	6				6	4,516
	270	18	14	4			18	8	1	18	18		2		14	4,492
	272	7	7				7			7	7				7	6,000
	274	5	4	1			5			5	5		1		4	8,500
	275	11	9	2			11			11	11		2		8	5,300
	276	18	11	7			18			18	18		6	27.16	10	7,030
	277	26	23	3			26			26	26		3	42.66	22	6,981
	278	7	6	1			7	1		7	7	1	1		6	4,300
	279	5	1	4			5	1		5	5		4	13.75	1	
	280	4	3	1			4			4	4		1		3	3,566
	281	21	16	4	1		21	3	1	20	20		3	23.66	15	5,860
	282	55	38	16	1		55	6		54	54	3	16	30.06	38	5,237
	283	70	38	31	1		69	13	1	69	69	6	30	23.56	33	5,227
	284	41	10	31			41	19	3	41	41	2	31	17.18	6	5,166
	285	55	13	39	3		54	27	6	52	52	10	41	27.09	10	4,890
	286	5	2	3			4	2		5	5		3	18.66		
	287	20	10	8	2		20			18	18		9	40.00	9	6,166
	288	24	8	16			24	3		24	24	2	16	22.37	6	5,850
	289	22	9	11	2		22	9		20	20	1	12	27.25	6	8,050
	316	25	11	14			24	2		25	25		13	43.30	6	10,083
	317	42	6	34	2		42	10		40	40	3	35	22.60	5	8,940
	318	40	14	25	1		40	8		39	39		25	28.76	10	8,340
	319	48	27	19	1	1	48	3		46	46	1	18	27.88	19	8,578
	320	45	29	16			42	6	3	45	44	4	15	34.73	27	7,274
	321	56	33	22	1		56	7		55	55	2	22	34.72	27	7,000
	322	36	9	25	2		36	21	4	34	34	9	27	29.25	3	8,500
	323	38	13	24	1		37	9	1	37	37	3	24	21.04	11	8,872
	324	20	13	5	2		18	3		18	18		6	36.66	9	7,277
	325	8	4	4			8			8	8		4	32.75	2	
	326	6	5	1			6			6	6		1		5	7,200
	327	14	8	5	1		14	2		13	13		5	42.20	6	7,666
	328	32	20	12			31			32	31		11	29.54	13	7,146
	329	28	16	12			28	1		28	28		10	39.20	12	7,283
	330	43	23	20			43	2		43	43		15	35.73	15	7,853
	331	36	24	12			36	3	1	36	36		9	47.33	18	8,722
	332	57	24	30			57	11	1	54	54		30	33.43	13	10,076
	359	52	27	24	1		52	14		51	51		24	36.37	20	9,025
	360	40	26	13	1	1	40	1		39	39		10	42.10	20	8,775
	361	24	20	4			24			24	24		3	33.33	18	9,405
	362	15	13	2			15			15	15		1		13	9,269
	363	8	6	1			8			7	7		1		5	11,000
	364	14	12	2		1	14	2		14	14		2		11	8,272
365	74	31	42	1		74	12	1	73	73	2	41	19.36	19	7,205	
366	69	44	25			68	11	3	69	68	5	25	19.76	33	5,672	
367	64	40	23	1		63	3	1	63	63	1	22	26.40	35	7,374	
368	11	8	3			11			11	11		3	21.33	7	6,928	
369	1															
370	66	46	16	3	1	65	8	1	62	61	1	17	46.23	36	10,916	
371	24	12	12			23	4		24	24	1	11	32.18	6	10,083	
372	19	7	10	2		19	8		17	17		12	29.58	6	10,583	
423	6	5	1			6			6	6		1		5	13,900	
424	140	93	46	1		139	9	1	139	139	5	42	29.00	77	7,346	
425	112	86	26			111	8	1	112	111	1	21	27.38	81	5,145	
426	33	24	6	1	2	31	3	1	30	30	3	6	34.66	19	5,715	
427	29	23	4			28	8		27	27		2		19	7,278	
428	10	10				10			10	10				10	6,950	
429	1															
474	3	2	1			3	3	3	3	3		1		2		
476	25	20	3	2		25	1		23	23		1		19	14,236	
477	25	19	5		1	24	5	3	24	24	1	4	40.75	18	5,250	
478	35	29	6			35	4		35	35		5	35.00	26	7,507	
479	49	42	7			48	1	1	49	49	3	6	53.16	38	6,694	
480	15	10	5			15	3	1	15	15	1	3	30.66	7	5,828	
481	13	9	3		1	13			12	12		2		7	6,185	
482	34	28	5	1		33	1		33	32	1	3	55.00	26	6,900	

¹For renter - occupied dwelling units and vacant nonseasonal not dilapidated units, for rent.
²For owner - occupied dwelling units and vacant nonseasonal not dilapidated units, for sale only.

HOUSING-BLOCK STATISTICS

Table 3.—CHARACTERISTICS OF HOUSING FOR WARDS, BY BLOCKS: 1950—Con.

Ward	Block	All dwelling units by occupancy and tenure					All dwelling units by condition and plumbing facilities			Occupied dwelling units			Contract monthly rent ¹		Value ² of one-dwelling-unit structures		
		Total	Owner occupied	Renter occupied	Vacant non-seasonal not dilap. for rent or sale	Other vacant and non-resident	Number reporting	No private bath or dilap.	No running water or dilap.	Total	Persons per room		Occupied by non-white	Number reporting	Average monthly rent (dollars)	Number reporting	Average value (dollars)
											Number reporting	1.51 or more					
8	483	349	50	298					348	347	8		298	27.21	47	6,646	
	484	20	14	6		1			20	20	1		6	29.50	13	7,223	
	485	6	4	2					6	6			2		4	9,500	
	486	10	9	1					10	10			1		9	8,233	
	487	15	11	4					15	15			4	47.00	11	8,663	
	488	21	18	3					21	20			3	28.33	16	8,625	
	489	56	35	20	1		6		55	55	2		19	31.21	30	6,616	
	490	22	18	4					22	22			4	25.00	18	7,305	
	491	21	14	7				2	21	21			7	47.71	12	7,791	
	492	32	18	11	2	1			32	29			10	38.00	17	10,835	
	520	39	37	2					39	39			1		35	8,957	
	521	35	24	10	1			2	35	34			10	34.70	24	7,258	
	522	19	17	2				1	19	19		1	2		16	8,000	
	523	34	22	8	4				34	30		1	9	46.66	15	8,273	
	524	17	15	2	1	1			17	15			1		13	11,000	
	525	55	52	3					55	54		1	3	52.66	51	12,362	
	526	30	25	2	1	2		1	30	27			2		24	13,395	
	545	26	24	2					26	25			2		24	18,991	
	546	16	14	2					16	16			1		14	17,428	
	547	20	17	3					20	20			2		17	13,523	
	548	29	29						29	29					29	14,034	
	549	46	46				1		45	45					45	14,311	
	586	5	4					3	4	4					4	6,200	
	587	5	1	2	2				5	3			1		1		
	588	23	19	4				6	22	22		2	4	26.25	17	5,482	
	589	3	3						3	3					2		
	9	1	29	23	6				29	29				6	58.83	22	22,568
		5	12	10	2			1	12	12		1		2		9	13,111
		15	26	22	4				26	26				4	77.50	21	20,214
		16	12	4	8			4	12	12		1		8	24.37	1	
		17	56	38	18			2	55	53			16	38	33.7	35	11,500
		40	41	29	12			1	41	40			9	39	22.2	24	11,270
		41	30	22	8				30	30			1	7	56.42	18	13,805
		42	14	12	1		1		14	13				1		11	14,454
		43	3	3					3	3		1				2	
		44	7	5	2				7	7				1		5	6,700
		45	17	8	8		1		17	16			1	7	27.71	6	5,383
		46	14	10	4				14	14				4	34.00	8	6,525
		47	12	9	3				12	12				3	43.33	9	6,500
		48	11	8	3				11	11			1	3	21.00	8	6,625
49		11	11					11	11						11	6,727	
50		18	15	3				18	18				3	20.33	13	6,823	
51		14	7	6	1			14	13			2	7	33.85	6	5,750	
52		19	11	8				19	19		1		7	14.85	9	5,855	
53		32	16	14	1	1		32	30				13	27.76	8	5,275	
54		22	10	11		1		22	21			1	11	25.63	8	6,687	
55		7	4	3				7	7				1		3	9,666	
56		22	13	6	1	2		21	18			2	13	24.07	4	4,875	
57		15	7	8				15	13				8	36.12	3	9,666	
58		21	13	6				21	21		1		8	55.22	11	12,500	
59		50	39	11				50	50				11	57.05	35	12,257	
60		43	23	11		1		42	40				11	50.23	21	12,666	
104		70	38	29		2		70	67				29	34.51	27	7,692	
105		68	31	33		2		68	64				29	32.48	22	7,604	
106		38	19	19				38	32			2	17	40.82	14	8,035	
107		1															
108		11	7	4				11	11				4	18.75	5	4,400	
109		8	5	3				8	5						3	4,920	
110		5	2	3				5	5				2		3	4,833	
111		23	19	4				23	23				4		18	5,877	
112		16	15	1				16	15		1		1		12	5,483	
113		35	22	13				35	35				12	30.33	22	5,418	
114		28	19	9				28	28			1	9	37.00	17	5,788	
115		31	15	16				31	31			3	14	34.07	11	5,181	
116		17	9	7		1		17	16				6	25.50	6	4,916	
117		14	11	3				14	14				2		6	3,650	
118	43	22	18		2		40	17				4	24.31	19	3,949		
120	39	16	23		1		39	22			2	16	28.13	8	4,175		
121	33	21	12				32	6				3	25.88	17	3,976		
122	44	13	29		2		43	10			1	27	26.18	5	7,400		
123	46	14	30		1		44	9		1		29	29.31	9	5,222		
124	1																
126	52	34	17		1		49	2				14	29.21	28	6,996		
127	29	21	7		1		27	5			1	5	38.60	16	6,431		
128	57	39	17		1		52	5			1	14	27.14	28	7,600		
129	36	26	10				36	36				10	41.70	21	7,952		
181	38	3	35				38	1				5	34.38	1	6,670		
182	29	21	8				29	29				8	37.75	20	6,670		
183	13	8	5				13	13				5	21.20	8	7,475		
184	17	11	6				17	17				5	26.80	9	6,444		
185	12	9	3				12	12				3	20.00	9	7,777		
186	32	18	13		1		32	12				12	20.75	16	5,600		
187	15	11	4				15	15				3	36.66	8	3,750		
188	21	15	6				21	15			1	5	29.00	12	4,208		
189	16	8	7		1		16	15			2	5	24.57	4	4,625		

¹For renter - occupied dwelling units and vacant nonseasonal not dilapidated units, for rent.
²For owner - occupied dwelling units and vacant nonseasonal not dilapidated units, for sale only.

Table 3.—CHARACTERISTICS OF HOUSING FOR WARDS, BY BLOCKS: 1950—Con.

Ward	Block	All dwelling units by occupancy and tenure					All dwelling units by condition and plumbing facilities			Occupied dwelling units			Contract monthly rent ¹		Value ² of one-dwelling-unit structures	
		Total	Owner occupied	Renter occupied	Vacant non-seasonal not dilap., for rent or sale	Other vacant and non-resident	Number reporting	No private bath or dilap.	No running water or dilap.	Total	Persons per room		Number reporting	Average monthly rent (dollars)	Number reporting	Average value (dollars)
											Number reporting	1.51 or more				
9	190	24	13	10		1	24	3	23	23	3	7	28.42	9	4,800	
	191	1														
	192	22	16	6			22		22	22	1	5	27.80	16	3,037	
	193	30	18	12		1	28	3	30	28	1	10	31.60	16	4,856	
	194	3														
	195	19	11	8			19	1	19	19	1	1	31.87	11	4,890	
	196	21	11	10			21	7	21	21	4	10	35.50	10	3,650	
	197	7	5	2			7		7	7		2	27.33	4	3,500	
	198	26	14	12	1		26		25	25	2	12	27.33	14	4,821	
	199	10	6	4	1		10		9	9		4	35.00	6	3,583	
	200	3	2	1			3		3	3		1				
	201	4	2	2			4		4	4	1	1			1,700	
	202															
	203	26	15	11			26		26	26		14	32.50			
	204	8	4	4			8		8	8		4	21.78	10	4,350	
	205	2	2				2		2	2		2	20.25			
	206	18	9	9			18	1	18	18	4	2	31.25		3,366	
	207	23	12	11			23	1	23	23	2	10	34.50		5,285	
	208	18	11	7			18	2	18	18	5	6	32.16		4,600	
	210	5	3	2		2	5	5	5	5	2	2	28.38	14	5,671	
	211	34	22	12			34	1	34	34	2	11	31.18	19	4,942	
	212	27	16	11			27		27	27		11	34.36	11	7,464	
	213	20	25	4	1		20		20	20	1	4	28.00		7,820	
	214	10	10				10		10	10					7,050	
	215	6	5	1			6	2	6	6	1	9	19.22	10	5,000	
	216	12	10	2			12	2	12	12	2	9	20.60		4,350	
	217	3	1	2			3	1	3	3	2	7	22.50		2,957	
	218	7	5	2			7	1	7	7	2	7	29.57		3,445	
	219	8	5	3			8	1	8	8	1	3	14.33		2,180	
	253	13	8	5			13	1	13	13	3	5	23.00	8	5,700	
	254	19	13	6			19	1	19	19	1	5	18.83	8	4,250	
	255	40	22	18	2	1	40	1	40	40	1	1	28.66	21	3,505	
	256	16	13	3			16		16	16		1	28.86		2,966	
	257	27	17	10			27		27	27		9	22.00		3,313	
	258	174	95	79	4		174	49	170	170	2	67	17.91	20	3,161	
	259	8	3	5			8	1	8	8	2	7	21.00		2,066	
	260	27	21	6			27	2	27	27	2	8	21.40		3,526	
	262	113	63	49	1		113	3	112	112	4	4	22.28	19	4,200	
	265	9	5	4			9	7	9	9	2	4	22.28	5	1,740	
	266	13	3	9		1	13	12	12	12	3	9	11.88	2		
	430	1					1		1	1						
	433	12	8	4			12	5	12	12	3	2		6	3,633	
	435	2					2		2	2						
	438	1					1		1	1						
	439	1					1		1	1						
	440	6	5	1			6	4	6	6	1	3		5	2,020	
	441	8	5	3		2	8	1	8	8	3	5		5	1,900	
	442	2					2		2	2						
	443	19	10	7	1	1	18	5	17	16	1	7	29.28	10	4,150	
	444	12	8	2	1	1	12	1	10	8	2	2		7	4,257	
	445	16	14	1		1	15	4	15	13		11		14	6,471	
	446	10	8	2			10	1	10	10	1	7		7	6,657	
	447	13	10	2	1		12	2	12	12	1	3	39.00	9	6,444	
	448	1					1		1	1						
	449	3	3				3		3	3				3	8,166	
	450	3	3				3		3	3				3	4,666	
	451	1					1		1	1						
	452	1					1		1	1						
	453	5	4	1			5	1	5	5	1	4		4	5,425	
	454	10	4	5		1	10	1	9	9		4	36.25	2		
	455	7	6	1			7	1	7	7	1	1		2	5,100	
	456	6	5	1			6	6	6	6		1		3	6,666	
	457	19	10	6		3	19	2	16	16		8	34.12	8	5,450	
	458	13	9	2		2	13	1	11	11		2		9	7,422	
	459	13	10	2			12	1	12	12		1		10	5,550	
	460	15	8	7		1	15	5	15	15	3	7	33.85	5	5,520	
	461	3	3				3		3	3				3	8,500	
	462	22	19	3			22	1	22	22	1	1		1	7,594	
	463	10	6	3	1		9		9	9		3	36.33	3	6,714	
	464	3	3				3		3	3				3	5,000	
	466	1					1		1	1						
	606	14	8	6			14	2	14	14	1	5	26.80	7	4,542	
	607	9	5	3	1		9	2	8	8		3	21.66	5	4,900	
	608	1					1		1	1						
	613	1					1		1	1						
	614	3	3				3	3	3	3				3	4,166	
	615	6	3	1	1	1	6	2	4	4	1	1		2		
	617	4	3	1			4	4	4	4				3	9,500	
	618	6	4	2			6	1	6	6		2		3	6,833	
	619	5	3	1		1	5	3	4	4		1		3	5,000	
	620	21	13	7		1	21	6	20	20	2	7	33.42	9	5,944	
	621	5	4	1			5	1	5	5		1		4	7,225	
10	21	28	9	16	1	2	25	9	5	25	25	15	45.00	5	26,400	

¹For renter - occupied dwelling units and vacant nonseasonal not dilapidated units, for rent.

²For owner - occupied dwelling units and vacant nonseasonal not dilapidated units, for sale only.

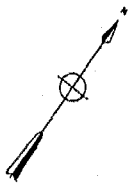
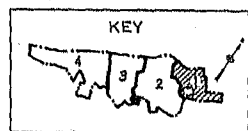
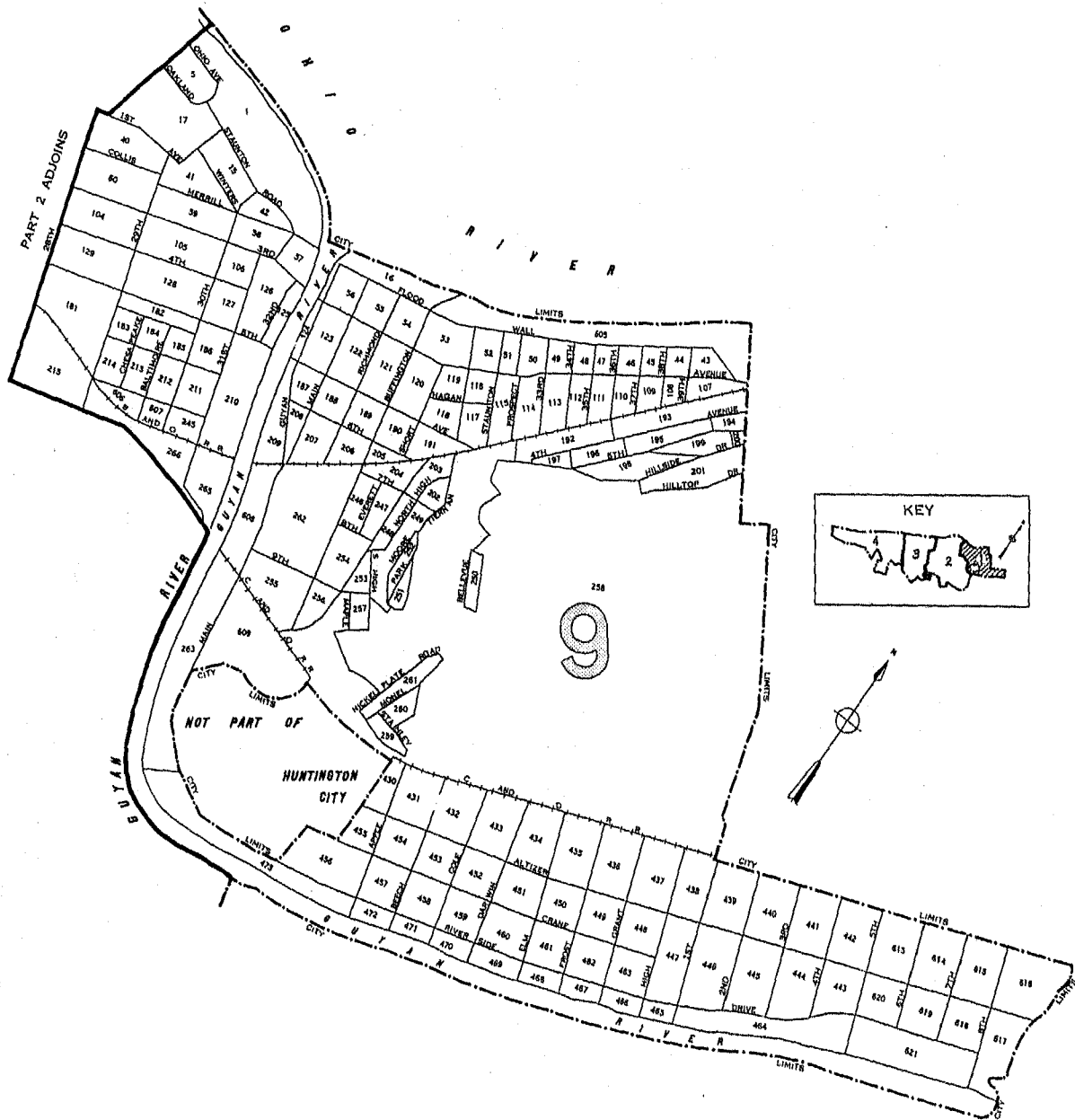
HOUSING—BLOCK STATISTICS

Table 3.—CHARACTERISTICS OF HOUSING FOR WARDS, BY BLOCKS: 1950—Con.

Ward	Block	All dwelling units by occupancy and tenure					All dwelling units by condition and plumbing facilities			Occupied dwelling units			Contract monthly rent ¹		Value ² of one-dwelling-unit structures	
		Total	Owner occupied	Renter occupied	Vacant non-seasonal not dilap., for rent or sale	Other vacant and non-resident	Number reporting	No private bath or dilap.	No running water or dilap.	Total	Persons per room		Number reporting	Average monthly rent (dollars)	Number reporting	Average value (dollars)
											Number reporting	1.51 or more				
10	22	17	16	1					17	17				16	10500	
	23	19	14	5					19	19			4660	14	11114	
	24	28	18	9	1				27	27			4177	17	11135	
	25	23	20	3					23	23			3366	18	9077	
	26	22	19	3					22	22			6833	18	9455	
	27	21	16	5					21	21			4575	15	8266	
	28	19	13	5	1				18	18			3760	12	7633	
	29	22	17	4	1				21	21			4400	17	7841	
	30	25	17	6	2				23	23			4750	16	9006	
	31	22	16	6				1	22	22			5000	12	7583	
	32	16	14	2				2	16	16				12	6750	
	33	11	9	2				2	11	11	1			5	4700	
	34	7	7					1	7	7				7	6500	
	35	9	6	2	1				8	8			5666	5	5500	
	36	5	3	2				3	5	5	2			2		
	37	14	9	5				3	14	14	1		4500	7	7357	
	39	2														
	40	10	8	2					10	10				8	4837	
	41	14	11	2		1			14	13	1			11	6863	
	42	20	17	3					20	20			5000	15	7640	
	43	23	18	3	1	1			23	21				14	8157	
	148	7	4	3					7	7			4366	4	7625	
	149	47	38	6		3			44	44		1	3940	32	8715	
	150	18	14	4					18	18			4875	12	10308	
	151	50	31	16	2	1			49	47			5342	27	9270	
	152	31	27	4					31	31			5166	24	8833	
	153	17	12	4		1			17	16		1	5750	11	8072	
	154	60	45	12	2	1			57	55			3840	41	7209	
	155	18	16	1	1				17	17				16	7193	
	156	26	14	10		2		10	26	24	2		3755	12	8525	
	157	26	22	3	1	1			26	25	1			19	10494	
	158	36	25	9	1	1			36	34	3		4685	22	4909	
	160	6	5	1					6	6				5	4540	
	161	2														
	162	17	9	7	1				17	16			3612	8	6562	
	163	4	4						4	4				4	8500	
	164	16	10	6					16	16			2125	9	6611	
	165	16	12	4					16	16				11	4890	
	166	13	8	5					13	13		4	2250	7	4357	
	167	4	3	1					4	4				3	5333	
	168	24	16	7	1				24	23			2575	13	3323	
	169	23	12	13					23	23		1	3254	5	4400	
	170	20	12	6	2			1	18	18			3750	8	5375	
	171	20	17	3				2	20	20				17	8652	
	172	22	20	2				1	22	22				1	9126	
	173	32	24	7		1			31	31			4428	21	8490	
	174	18	10	7	1				17	17		1	3457	8	8462	
	175	17	12	4		1			17	16			4075	11	8481	
	176	28	14	11	3				28	25			3172	9	7522	
	177	33	24	7	2				33	31		1	3528	20	7700	
	236	23	14	8		1			23	22			3787	12	8983	
	237	24	17	6	1				24	23		2	3271	15	8033	
	238	23	15	12		1			27	27			4827	14	9785	
	239	16	12	4					16	16		1	3166	11	10227	
	240	23	13	6	4				23	19			4250	12	10916	
	241	12	11	1					12	12		1		10	7700	
	242	5	3	2					5	5				2	7333	
	243	20	11	7		2			20	16		3	2728	9	5333	
	244	19	9	10					19	19			2612	7	4542	
	245	5	5						5	5				5	4100	
	246	1														
	247	1														
	249	7	5	1	1				7	6		1		5	5300	
	250	8	5	2					8	7				5	5700	
	252	4	4						4	4				4	4750	
	253	1														
	254	8	7	1					8	8				7	8285	
	255	7	5	2					7	7				1	7250	
	256	21	16	5					21	21			2600	16	5937	
	257	33	24	9					33	33		2	2687	23	6695	
	258	25	18	6	1				25	24		1	4550	19	6921	
	259	85	61	22	2				85	82		1	4631	57	8019	
	313	3	2	1					3	3				2		
	314	35	25	9	1				35	34			3400	24	6270	
	315	14	9	5					14	14		1	2800	7	5428	
	316	7	3	4					7	7		2	1666	3	5333	
	317	25	10	14	1				25	24			2825	9	5522	
	445	7	1	6					7	7			1766	1		

¹For renter - occupied dwelling units and vacant nonseasonal not dilapidated units, for rent.
²For owner - occupied dwelling units and vacant nonseasonal not dilapidated units, for sale only.

HUNTINGTON, WEST VIRGINIA, BY WARDS AND BLOCKS: 1950
 PART 1 OF 4 PARTS

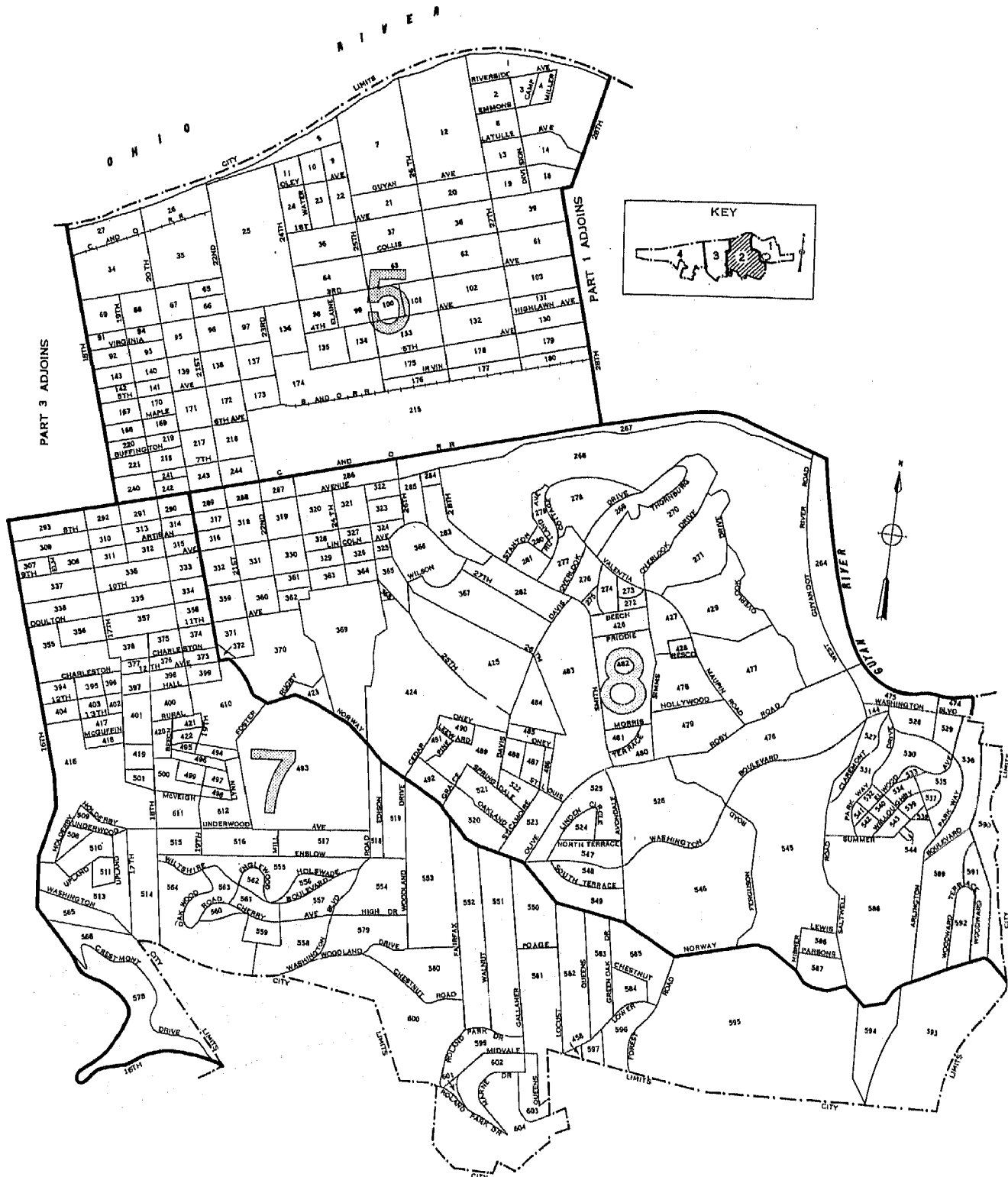


LEGEND

- BLOCK NUMBERS 25
- WARD NUMBERS 2
- WARD BOUNDARIES
- BLOCK AREA LETTERS A
- BLOCK AREA BOUNDARIES

U.S. DEPARTMENT OF COMMERCE BUREAU OF THE CENSUS

HUNTINGTON, WEST VIRGINIA, BY WARDS AND BLOCKS: 1950
 PART 2 OF 4 PARTS



SCALE IN FEET
 0 1000 2000

LEGEND

BLOCK NUMBERS 25

WARD NUMBERS 2

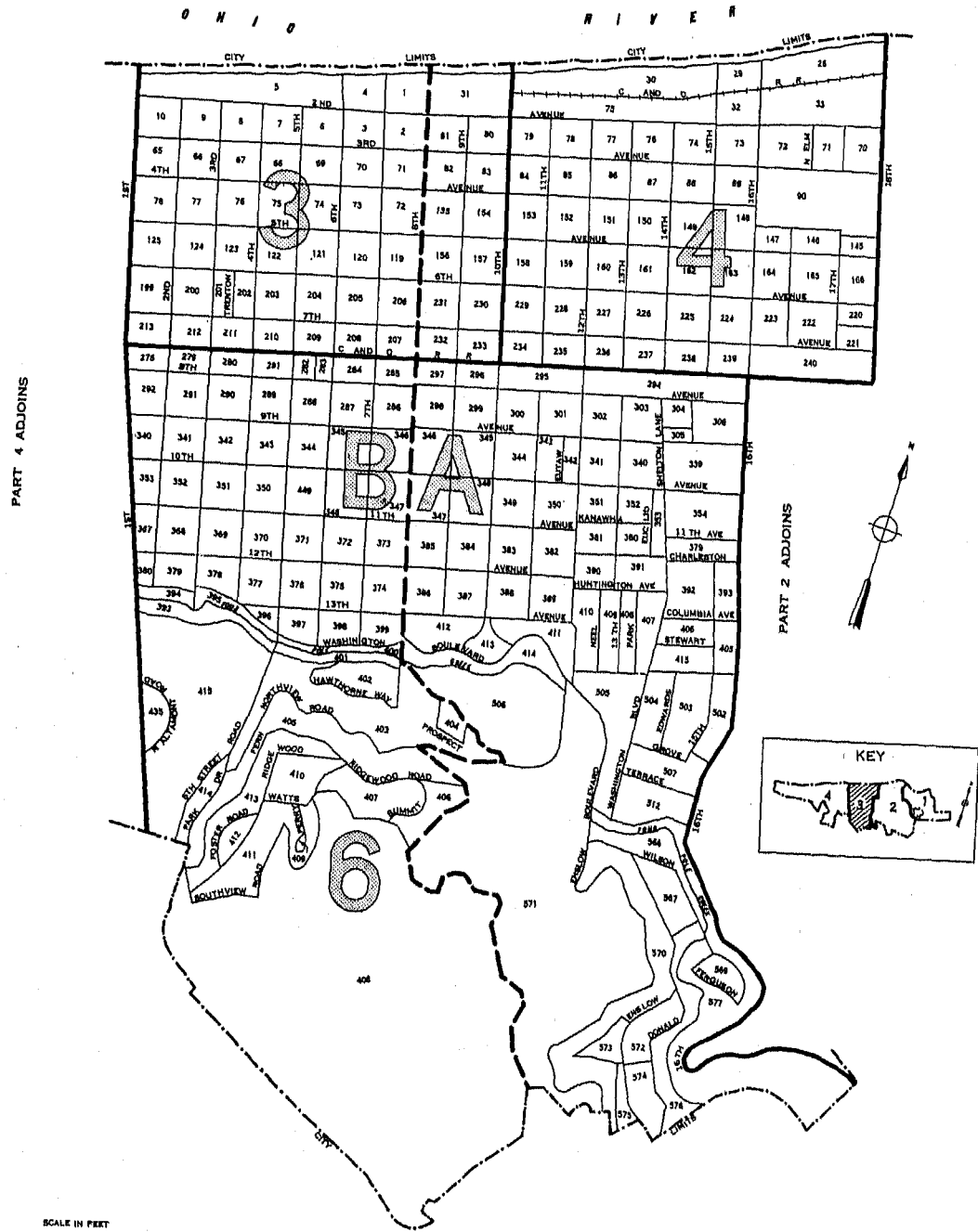
WARD BOUNDARIES

BLOCK AREA LETTERS A

BLOCK AREA BOUNDARIES

U.S. DEPARTMENT OF COMMERCE, BUREAU OF THE CENSUS

HUNTINGTON, WEST VIRGINIA, BY WARDS AND BLOCKS: 1950
 PART 3 OF 4 PARTS



SCALE IN FEET
 1000 2000

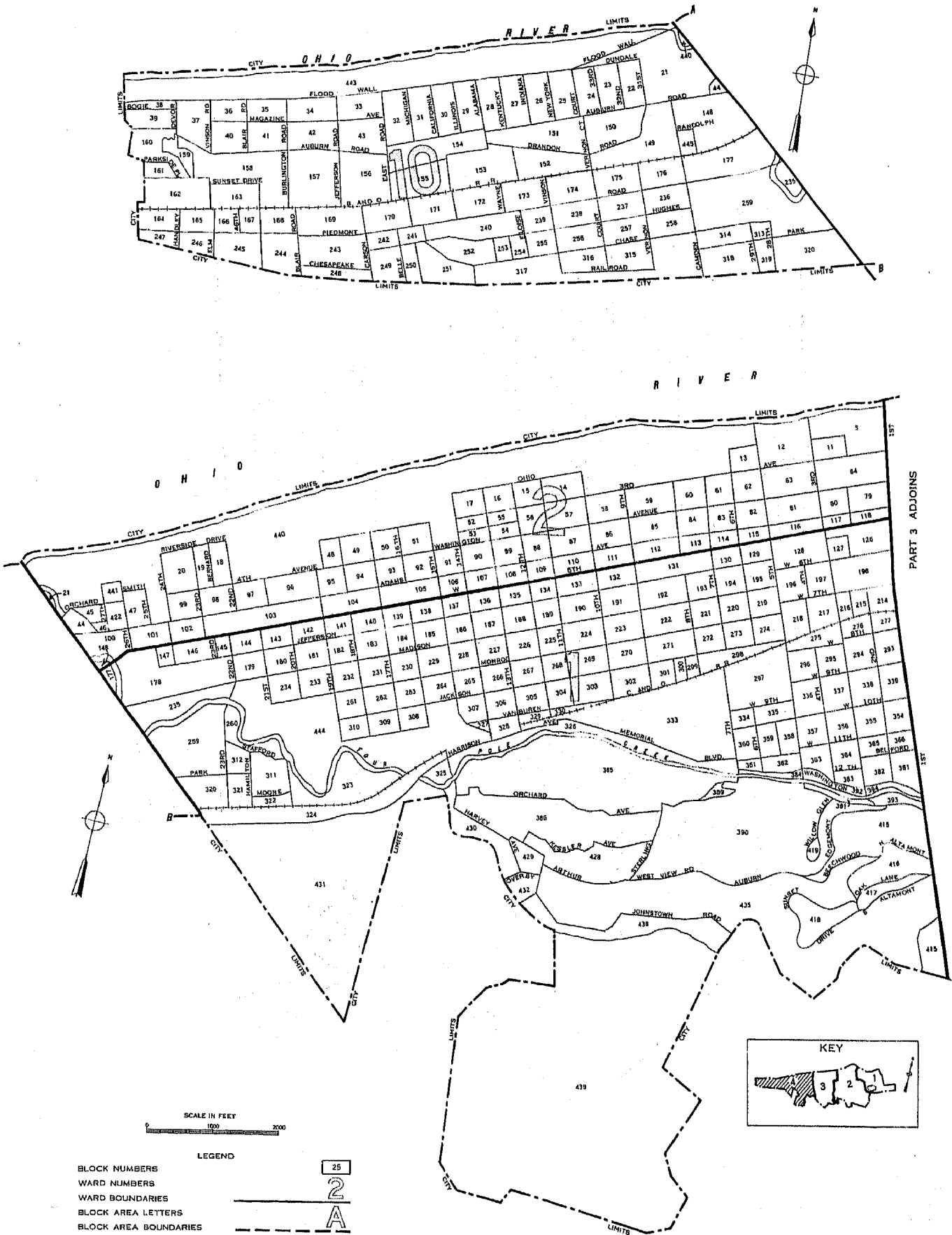
LEGEND

- BLOCK NUMBERS 25
- WARD NUMBERS 2
- WARD BOUNDARIES
- BLOCK AREA LETTERS A
- BLOCK AREA BOUNDARIES

U.S. DEPARTMENT OF COMMERCE, BUREAU OF THE CENSUS

HUNTINGTON, WEST VIRGINIA, BY WARDS AND BLOCKS: 1950

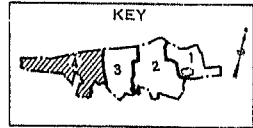
PART 4 OF 4 PARTS



SCALE IN FEET
 1000 2000


LEGEND

- BLOCK NUMBERS
- WARD NUMBERS
- WARD BOUNDARIES
- BLOCK AREA LETTERS
- BLOCK AREA BOUNDARIES
- U.S. DEPARTMENT OF COMMERCE, BUREAU OF THE CENSUS



1950 UNITED STATES CENSUS OF HOUSING

U. S. DEPARTMENT OF COMMERCE • BUREAU OF THE CENSUS



INDIANAPOLIS, IND. BLOCK
STATISTICS

U. S. CENSUS OF HOUSING: 1950

Volume

- I General Characteristics
- II Nonfarm Housing Characteristics
- III Farm Housing Characteristics
- IV Residential Financing
- V Block Statistics

Housing statistics for census tracts are to be included in the Population reports on census tracts.

U. S. CENSUS OF POPULATION: 1950

Volume

- I Number of Inhabitants
- II Characteristics of the Population

Succeeding volumes will cover the following subjects:

Census Tracts, Nativity and Parentage, Nonwhite Population by Race, Persons of Spanish Surname, Institutional Population, Differential Fertility, Labor Force Characteristics, Occupation, Industry, Income, Internal Migration, Education, Characteristics of Families and Households.

UNITED STATES CENSUS of HOUSING : 1950
U. S. DEPARTMENT OF COMMERCE BUREAU OF THE CENSUS
CHARLES SAWYER, Secretary ROY V. PEEL, Director



BLOCK STATISTICS

INDIANAPOLIS
INDIANA

Prepared under the supervision of
Howard G. Brunzman, Chief
Population and Housing Division

1950 HOUSING CENSUS REPORT
VOLUME V, PART 83

UNITED STATES GOVERNMENT PRINTING OFFICE 1951

BLOCKS • CENSUS TRACTS

INDIANAPOLIS, IND.

CONTENTS

INTRODUCTION

	Page		Page
General.....	1	Definitions and explanations—Continued	
Related reports.....	1	Condition and plumbing facilities.....	2
Census tracts.....	1	Persons per room.....	2
Use of data.....	1	Color of occupants.....	2
Comparability with 1940 Housing Census data.....	1	Contract monthly rent.....	2
Definitions and explanations.....	1	Value of one-dwelling-unit structures.....	2
Dwelling unit.....	1	Number reporting.....	2
Occupancy and tenure.....	2	Block identification.....	2

TABLES

	Page
Table 1.—Characteristics of housing for the city: 1950.....	3
Table 2.—Characteristics of housing by census tracts: 1950.....	3
Table 3.—Characteristics of housing for census tracts, by blocks: 1950.....	5

Map of city, by blocks, appears following last page of tables.

BLOCK STATISTICS

INTRODUCTION

GENERAL

Volume V of the Reports on Housing consists of a separate report for each of the 209 cities which in 1940, or in a subsequent census prior to 1950, had a population of 50,000 or more. Each report presents for the city, by blocks, tabulations for a limited number of subjects obtained in the Census of Housing. The subjects in these reports are similar to those in the block statistics supplements to Volume I of the reports of the 1940 Census of Housing. The subjects in this report present the number of dwelling units classified by occupancy and tenure, condition and plumbing facilities, persons per room, color of occupants, average contract monthly rent of renter-occupied and selected vacant units, and the average value of one-dwelling-unit owner-occupied and selected vacant structures. In table 1, the statistics for these subjects are summarized for the city. Table 2 contains the statistics for census tracts. In table 3, the data are presented by blocks within census tracts. Maps identifying the location of each block and the census tract boundaries are a part of this report.

Related reports.—Related statistics for this city are contained in the Reports on Housing, Volume I, *General Characteristics*; and in the Reports on Population, Volume I, *Number of Inhabitants*, and Volume II, *Characteristics of the Population*.

The Reports on Housing for each State in Volume I present data on the characteristics of dwelling units for the State by residence (urban, rural nonfarm, and rural farm), for standard metropolitan areas, urbanized areas, counties, for urban places, places of 1,000 to 2,500 inhabitants, and rural-nonfarm and rural-farm dwelling units for each county. Each report includes the following subjects: occupancy, tenure, race of occupants, type of structure, year built, condition and plumbing facilities, water supply, toilet and bathing facilities, number of rooms, number of persons, persons per room, electric lighting, heating equipment, heating and cooking fuels, refrigeration equipment, kitchen sink, radio, television, and, for nonfarm units, the contract monthly rent, gross monthly rent, and value of one-dwelling-unit structures.

Volume I of the Reports on Population shows the 1950 population of each county and of each minor civil division within the county. It also contains figures for each incorporated place, for each unincorporated place with 1,000 or more inhabitants, and for incorporated places of 5,000 or more by wards. A special series of tables presents data for each urbanized area giving the incorporated places and portions of minor civil divisions within it.

Volume II of the 1950 Population Reports contains statistics on the general characteristics of the population. Chapter A of this volume repeats the figures on number of inhabitants as shown in Volume I; Chapter B presents demographic, economic, and social characteristics of the population; and Chapter C gives more detailed cross-classifications for States and large cities and standard metropolitan areas.

Census tracts.—Census tracts are small areas into which certain large cities have been subdivided for statistical and local administrative purposes. In most cases the tracts are permanently established, so that comparison may be made from census to census. The boundaries of tracts are established so as to include approximately equal numbers of inhabitants or equal areas; and each tract is designed to represent an area that is fairly

homogeneous in population characteristics. Although the tracted areas of some cities extend into the suburbs, the data shown in this report are restricted to the tracts within the corporate limits of the city.

Use of data.—The tabulation of housing characteristics for areas as small as city blocks provides descriptive material of considerable value for technical studies of housing in the city. The statistics will be useful in compiling totals for special types of areas that may be defined to meet the requirements of individual investigators. Users of the data should bear in mind that in practically all cases the data for a given block represent the work of only one enumerator. Consequently, housing characteristics for blocks are subject to a wider margin of error than is to be expected in the figures for tracts or wards which represent returns made by a number of enumerators. Misinterpretation of instructions by one enumerator may cause a significant bias in the statistics for a block even though it may have a negligible effect upon the figures for larger areas. In particular, the enumeration of "condition" depended to a considerable extent upon the judgment of the individual enumerator. Also, failure to indicate the correct block number for a significant number of dwelling units may introduce errors into the block data.

Comparability with 1940 Housing Census data.—In the 1940 Census of Housing, reports entitled "Block Statistics" were issued as supplements to the first series of Housing bulletins. These supplements consisted of separate reports for each of the 191 cities which had 50,000 inhabitants or more in 1930.

In the 1950 reports, the block numbers used are different, in most cases, from those used in the 1940 reports. Therefore, to compare 1940 and 1950 data for a given block, it is necessary to locate the block on the maps to obtain the corresponding 1940 and 1950 block numbers.

The subjects in both the 1940 and 1950 reports are substantially similar. However, data on number of structures, year built, and mortgage status have been omitted from the 1950 report. Furthermore, in the 1940 reports average contract or estimated monthly rent was reported for all dwelling units while in 1950 average contract monthly rent is reported for some, and average value for other, dwelling units.

DEFINITIONS AND EXPLANATIONS

More detailed and complete definitions are presented in Volume I of the Housing Reports.

Dwelling unit.—In general, a dwelling unit is a group of rooms or a single room, occupied or intended for occupancy as separate living quarters, by a family or other group of persons living together or by a person living alone.

A group of rooms, occupied or intended for occupancy as separate living quarters, is a dwelling unit if it has separate cooking equipment or a separate entrance. A single room, occupied or intended for occupancy as separate living quarters, is a dwelling unit if it has separate cooking equipment or if it constitutes the only living quarters in the structure. Also, each apartment in a regular apartment house is a dwelling unit even though it may not have separate cooking equipment. Excluded from the dwelling unit count are large rooming houses, institutions, dormitories, and transient hotels and tourists courts.

In the 1940 Census, a dwelling unit was defined as the living quarters occupied or intended for occupancy by one household.

A household consisted of a family or other group of persons living together with common housekeeping arrangements, or a person living entirely alone. However, the enumerator was not explicitly instructed to define rooms as dwelling units on the basis of cooking equipment or separate entrance.

The number of dwelling units in the 1950 Census may be regarded as comparable with the number of dwelling units in the 1940 Census. Some living quarters may have been classified as separate dwelling units in the one census and not in the other. Further, in the 1950 Census, living quarters with five or more lodgers were not tabulated as dwelling units; generally, such quarters were included in the 1940 dwelling unit count. However, the net effect of these changes is probably small.

Occupancy and tenure.—Dwelling units are classified by occupancy and tenure into four groups: owner-occupied; renter-occupied; vacant nonseasonal not dilapidated, for rent or sale; and other vacant and nonresident. A dwelling unit is classified as owner-occupied if it was owned wholly or in part by the head of the household or by some related member of his family living in the dwelling unit. All other occupied units are classified as renter-occupied whether or not cash rent was actually paid for living quarters. Rent-free units and living accommodations received in payment for services performed are thus included with the renter-occupied units.

A dwelling unit is considered vacant if no persons are living in it at the time of enumeration. New units not yet occupied were enumerated as vacant dwelling units if construction had proceeded to the extent that all the exterior windows and doors were installed and final usable floors were in place. The classification "Vacant nonseasonal not dilapidated, for rent or sale" is descriptive of the vacant dwelling units reported in this classification. "Other vacant and nonresident" units include all dilapidated and seasonal vacant units as well as the not dilapidated units which were not for rent or sale.

Because of changes in enumeration procedures, the counts of total vacant units in 1940 and 1950 are not strictly comparable. In 1940, vacant units were enumerated if they were habitable; units uninhabitable and beyond repair were excluded from the enumeration. In 1950, units were included regardless of condition if they were intended for occupancy as living quarters. Therefore, no comparison should be made between the data on "vacant nonseasonal not dilapidated, for rent or sale" units from the 1950 Census and data in the 1940 Census reports.

In both censuses, dwelling units occupied entirely by non-residents were included with vacant units not for rent or sale. Trailers, tents, houseboats, and railroad cars which were vacant were excluded from the dwelling unit inventory in both 1950 and 1940.

Condition and plumbing facilities.—Data on condition of a dwelling unit are shown in combination with data for selected plumbing facilities and are, therefore, limited to units for which both condition and plumbing facilities are reported. Plumbing facilities include water supply, toilet facilities, and bathing facilities.

The category "with private bath" includes those dwelling units reported with both a flush toilet and a bathtub or shower inside the structure for the exclusive use of the occupants of the unit. The category "no private bath" includes those dwelling units not having private flush toilet or not having private bathing facilities. The "no running water" category includes units with only piped running water outside the structure or with only other sources such as a hand pump.

A dwelling unit is "dilapidated" when it is run-down or neglected, or is of inadequate original construction, so that it does not provide adequate shelter or protection against the elements or it endangers the safety of the occupants.

Persons per room.—The number of persons per room has been computed for each occupied dwelling unit by dividing the number

of persons in the dwelling unit by the number of rooms in the dwelling unit. All persons enumerated in the Population Census as members of the household (including lodgers, servants, and other nonrelated persons) are counted in determining the number of persons that occupy the dwelling unit. The number of rooms in the dwelling unit includes all rooms available for living quarters throughout the year. Not counted as rooms are bathrooms, closets, pantries, halls, screened porches, and unfinished rooms in the basement and attic.

Color of occupants.—Occupied dwelling units are classified by color of head of household according to the definition used in the 1950 Census of Population. The group designated as "non-white" consists of Negroes, Indians, Japanese, Chinese, and other nonwhite races. Persons who are not definitely Indian or of other nonwhite race are classified as white.

Contract monthly rent.—Contract monthly rent is the rent, at the time of enumeration, contracted for by the renter regardless of whether it includes furniture, heating fuel, electricity, cooking fuel, water, or personal services.

Monthly rent for vacant dwelling units is the amount asked for the dwelling unit at the time of enumeration. The average monthly rent relates to renter-occupied dwelling units and vacant nonseasonal not dilapidated units for rent. Dwelling units which are occupied "rent-free" are not included with the units reporting rent.

Value of one-dwelling-unit structures.—Average value is shown for owner-occupied dwelling units and vacant nonseasonal not dilapidated units which are for sale only. Value is shown only if the unit is in a one-dwelling-unit structure without business and if it is the only dwelling unit included in the property. The value represents the amount for which the owner estimates that the property, including such land as belongs with it, would sell under ordinary conditions and not at a forced sale. For vacant units, value is the sale price asked by the owner.

Number reporting.—Occupancy and tenure are reported for all dwelling units, and color of occupants is reported for all occupied units. The corresponding distributions for these subjects in table 1 are based on all dwelling units and on occupied units, respectively. For all other subjects, the distributions are based on the units for which the specific characteristics are reported, that is, the "Number reporting."

The number of dwelling units for which the enumerator obtained no report on a particular item is shown for the city totals only; however, the number "not reported" can easily be derived for each area in tables 2 and 3 by subtracting the number reporting from the total number of dwelling units (or total occupied).

Block identification.—A map or series of maps is included in this report showing block numbers for each block, number and letter designations for tracts, and the names of principal streets.

Blocks are identified by serial numbers, a separate series of numbers being used for each tract. Thus, the location of each block for which data are presented in table 3 may be determined by referring to the tract and block number shown on the map. Similarly, data for a specific block may be located in the table by reference to the map for identification numbers of the tract and block.

If no dwelling units are reported for a block, the block number is not listed in table 3, although it is shown on the map. Dwelling units for which the block number was not reported are indicated in the table by the symbol "NR." Detailed data are not shown for such dwelling units, nor for blocks containing fewer than three dwelling units. Average monthly rent is not shown when the monthly rent was reported for fewer than three dwelling units. Average value is not shown when the value of one-dwelling-unit properties was reported for fewer than three dwelling units. All dwelling units are included, however, in the statistics for the city and for each tract.

INDIANAPOLIS, IND.

Table 1.—CHARACTERISTICS OF HOUSING FOR THE CITY: 1950

Subject	Number	Percent	Subject	Number	Percent
OCCUPANCY AND TENURE			PERSONS PER ROOM		
All dwelling units.....	134,654	100.0	Occupied dwelling units.....	131,746	...
Owner occupied.....	69,559	51.7	Number reporting.....	129,039	100.0
Renter occupied.....	62,187	46.2	1.60 or less.....	122,848	95.2
Vacant nonseasonal not dilapidated, for rent or sale.....	1,482	1.1	1.61 or more.....	6,191	4.8
Other vacant and nonresident.....	1,426	1.1	Not reported.....	2,707	...
CONDITION AND PLUMBING FACILITIES			CONTRACT MONTHLY RENT		
All dwelling units.....	134,654	...	Renter-occupied, and vacant nonseasonal not dilapidated units, for rent—Number reporting.....	59,069	...
Number reporting.....	129,485	100.0	Total contract monthly rent..... dollars..	2,422,101	...
With private bath, not dilapidated.....	95,909	74.1	Average monthly rent..... dollars..	41.00	...
No private bath, with running water, not dilapidated.....	21,319	16.5	VALUE OF ONE-DWELLING-UNIT STRUCTURES		
No running water or dilapidated.....	12,257	9.5	Owner-occupied, ¹ and vacant nonseasonal not dilapidated units, for sale only—Number reporting.....	54,053	...
Condition or plumbing facilities not reported.....	5,169	...	Total value or sale price..... dollars..	454,676,700	...
No private bath or dilapidated.....	33,576	25.9	Average value..... dollars..	8,412	...
COLOR OF OCCUPANTS					
Occupied dwelling units.....	131,746	100.0			
White.....	114,412	86.8			
Nonwhite.....	17,334	13.2			

¹Restricted to 1-dwelling-unit properties.

Table 2.—CHARACTERISTICS OF HOUSING BY CENSUS TRACTS: 1950

Census tract	All dwelling units by occupancy and tenure				All dwelling units by condition and plumbing facilities			Occupied dwelling units			Contract monthly rent ¹		Value ² of one-dwelling-unit structures			
	Total	Owner occupied	Renter occupied	Vacant non-seasonal not dilap., for rent or sale	Other vacant and non-resident	Number reporting	No private bath or dilap.	No running water or dilap.	Total	Persons per room	Occupied by non-white	Number reporting	Average monthly rent (dollars)	Number reporting	Average value (dollars)	
TOTAL	134654	69559	62187	1482	1426	129485	33576	12257	131746	129039	6191	17334	59069	4100	54053	8412
1	619	446	156	10	7	608	226	119	602	595	35	12	143	3209	385	5350
2	844	502	339	1	2	836	234	36	841	834	41	3	325	3284	386	5901
3	617	532	67	6	12	603	108	45	599	592	18	39	62	3962	508	7295
4	1182	770	389	15	8	1156	290	101	1159	1141	50	155	364	3211	611	5789
5	1039	910	110	9	10	1013	144	85	1020	1005	26	1	96	4579	864	7748
6	1552	1158	383	4	4	1509	63	40	1541	1504	19	32	354	4501	1017	8847
7	2216	1301	882	15	18	2096	234	28	2183	2166	25	1	846	3740	970	7358
8	830	521	288	5	16	788	549	385	809	798	112	626	263	2263	465	3286
9	515	302	205	2	6	468	288	176	507	488	68	320	178	2644	246	3574
10	1046	596	438	4	8	1011	375	95	1034	1020	55	77	414	3074	423	3999
11	1578	926	628	9	15	1540	282	136	1554	1542	24	51	600	3723	740	6844
12	918	339	553	7	19	854	452	200	892	850	66	364	523	2721	197	4994
13	890	408	472	4	6	841	603	238	880	870	100	849	455	2021	273	3216
14	871	416	451	4	4	828	523	150	867	846	117	865	421	2276	264	3917
15	767	514	236	14	3	755	119	47	750	730	15	139	225	4059	415	6902
16	2893	952	1864	33	24	2663	665	133	2836	2688	97	287	1742	4684	425	7204
17	1896	587	1233	39	37	1733	808	223	1820	1747	182	746	1179	3999	268	4683
18	4469	742	3576	74	77	4256	1807	463	4318	4211	377	45	3476	4720	247	7544
19	4487	491	3862	73	61	4284	1157	233	4353	4232	313	218	3718	5016	165	8913
20	1098	303	783	4	8	1034	610	324	1086	1052	106	1067	731	2540	141	5089
21	2820	827	1914	51	28	2643	660	43	2741	2608	128	572	1809	4707	382	7128
22	2488	479	1991	2	16	2315	1174	622	2470	2354	234	2454	1839	2226	238	4199
23	260	137	116	5	2	252	84	27	253	248	13	15	115	3313	94	5222
24	1024	741	273	4	6	989	176	61	1014	994	31	43	257	3342	613	6528
25	825	499	312	6	6	739	174	62	811	770	25	260	281	3563	387	7400
26	690	342	333	6	9	673	296	81	675	665	51	669	320	2615	245	4299
27	1730	1067	645	5	13	1659	513	238	1712	1684	100	1174	600	3097	763	5081
28	1388	794	565	17	12	1331	149	18	1359	1326	15	35	527	4007	550	6770
29	567	397	151	14	5	560	46	1	548	543	3	2	142	4365	346	9951
30	1141	659	468	7	7	1121	219	32	1127	1087	24	1076	445	2996	493	6172
31	1349	423	751	159	16	1301	146	4	1174	1125	17	111	855	7913	242	9364
32	1193	586	583	18	6	1180	24	3	1169	1155	3	3	550	5279	377	10568
33	2085	853	1200	19	13	2007	112	30	2053	1987	23	137	1099	5986	622	9481
34	1572	764	792	6	10	1537	10	5	1556	1531	1	10	728	6608	648	14764
35	1730	451	1256	7	16	1630	44	19	1707	1677	12	31	1210	6138	304	8461
36	1247	826	404	6	11	1191	6	5	1230	1197	6	5	362	6591	701	13877
37	1516	1078	417	11	10	1431	27	7	1495	1465	14	431	377	5081	891	10292
38	955	467	479	4	5	937	134	83	946	942	30	5	467	6569	356	6948
39	903	712	178	6	7	879	10	2	890	883	4		162	5846	627	14632
40	1360	1122	194	23	21	1333	21	6	1316	1289	10		184	6394	1046	9111
41	1222	858	355	4	5	1198	8	5	1213	1199	4	1	330	5783	727	12956
42	1319	1148	152	7	12	1299	16	10	1300	1286	3	4	133	7615	1057	17957
43	1618	1299	300	11	8	1597	16	4	1599	1569	6		283	6108	1208	17446
44	2219	1819	351	17	32	2177	19	6	2170	2131	9	4	329	6227	1660	18585
45	1480	1075	366	11	28	1471	100	45	1441	1433	8	1	343	6161	1018	12359
46	1316	1136	170	8	2	1271	14	12	1306	1282	3		150	6073	1077	14264
47	1272	828	436	6	2	1254	17	9	1264	1253	5	1	424	4147	688	8689
48	779	493	283	1	2	762	15	4	776	760	8		267	3879	405	7950
49	799	438	351	5	5	778	40	12	789	775	11		339	3825	334	7543
50	1062	664	388	4	6	1015	70	21	1052	1044	4		376	3674	517	7190

¹For renter-occupied dwelling units and vacant nonseasonal not dilapidated units, for rent.
²For owner-occupied dwelling units and vacant nonseasonal not dilapidated units, for sale only.

HOUSING—BLOCK STATISTICS

Table 2.—CHARACTERISTICS OF HOUSING BY CENSUS TRACTS: 1950—Con.

Census tract	All dwelling units by occupancy and tenure					All dwelling units by condition and plumbing facilities			Occupied dwelling units			Contract monthly rent ¹		Value ² of one-dwelling-unit structures		
	Total	Owner occupied	Renter occupied	Vacant non-seasonal not dilapidated, for rent or sale	Other vacant and non-resident	Number reporting	No private bath or dilap.	No running water or dilap.	Total	Persons per room		Occupied by non-white	Number reporting	Average monthly rent (dollars)	Number reporting	Average value (dollars)
										Number reporting	1.51 or more					
51	1184	647	516	4	15	114	233	115	1166	1147	15	1	489	366	378	604
52	1845	484	736	12	13	123	338	21	1220	1205	7	1	708	329	324	623
53	1162	572	1023	17	16	158	681	208	1595	1574	7	4	938	351	329	433
54	1800	402	898	39	61	174	274	856	1700	1658	2	1300	951	304	167	430
55	3314	234	2980	52	46	37	36	666	3216	3158	4	300	166	570	40	599
56	2000	663	1812	16	107	178	751	415	1878	1758	1	178	886	419	12	733
57	1373	40	951	4	4	123	794	571	1353	1292	1	330	886	392	227	346
58	933	323	587	8	10	123	371	221	913	875	1	330	886	392	176	348
59	1399	323	418	7	10	138	304	12	1377	1365	1	457	377	303	875	642
59-A	127	1	69	27	7	12	22	8	1233	1233	9	89	88	591	1113	830
59-B	127	1	69	27	7	12	22	8	1233	1233	9	89	88	591	1113	830
60	789	583	182	13	11	78	157	82	765	762	24	175	408	533	717	76
61	389	289	82	4	2	67	98	44	682	670	16	135	350	471	668	7
62	389	289	82	4	2	67	98	44	682	670	16	135	350	471	668	7
63	1099	487	1111	11	11	106	538	238	1085	1064	67	242	449	266	418	442
64	333	222	200	1	8	32	30	8	369	366	16	101	309	216	485	56
65	333	222	200	1	8	32	30	8	369	366	16	101	309	216	485	56
66	333	222	200	1	8	32	30	8	369	366	16	101	309	216	485	56
67	333	222	200	1	8	32	30	8	369	366	16	101	309	216	485	56
68	333	222	200	1	8	32	30	8	369	366	16	101	309	216	485	56
69	1033	538	382	6	12	103	85	42	1040	943	6	377	508	458	122	247
70	1033	538	382	6	12	103	85	42	1040	943	6	377	508	458	122	247
71	1598	815	760	17	6	153	233	30	1575	1555	24	739	376	558	639	6
72	2222	1444	2089	10	14	215	353	53	2204	2190	39	21	660	1253	832	22
73	1830	1111	1555	10	10	176	77	31	1814	1763	27	587	526	1046	847	70
74	1022	444	555	9	9	109	158	18	1003	997	37	457	321	293	637	79
75	1444	777	1555	5	5	48	31	6	1433	1428	43	229	144	285	414	22
76	1107	381	702	10	5	115	33	28	1170	1157	47	387	308	566	515	2
77	1107	381	702	10	5	115	33	28	1170	1157	47	387	308	566	515	2
78	510	444	333	17	16	82	46	4	816	809	100	11	396	708	303	373
79	628	411	333	4	5	49	51	19	615	479	95	312	286	112	353	70
80	808	333	475	4	5	57	44	3	802	815	106	50	440	242	78	372
81	808	333	475	4	5	57	44	3	802	815	106	50	440	242	78	372
82	943	528	406	2	7	92	29	0	934	928	38	1	393	297	433	533
83	1188	850	338	12	12	113	30	0	1177	1149	70	9	270	621	626	5
84	1924	1099	799	15	12	188	52	2	1897	1875	75	145	764	304	774	515
85	1369	787	567	7	7	134	42	9	1354	1342	54	540	346	593	519	22
86	1107	381	702	10	11	103	65	15	1083	1078	142	51	677	332	258	440
87	989	504	465	14	14	103	31	9	969	965	52	11	441	330	380	464
88	543	181	342	14	3	97	24	8	523	513	36	313	272	124	495	3
89	590	334	255	4	4	55	22	6	572	563	73	189	329	264	114	309
90	1247	535	697	3	12	116	65	0	1232	1190	86	80	230	256	249	295
91	1360	778	568	9	5	133	51	18	1346	1336	51	44	544	307	617	535
92	1467	919	528	12	12	142	27	2	1447	1441	29	500	327	699	504	9
93	1132	682	440	7	3	112	32	8	1122	1109	36	430	316	552	510	9
94	941	442	474	1	6	92	30	1	916	911	43	455	326	303	488	2
95	1013	649	337	11	16	99	35	0	986	982	74	320	316	549	521	2
96	1224	717	491	15	15	119	44	0	1208	1192	64	76	460	301	490	502
97	532	314	202	11	4	48	30	4	516	494	57	175	256	195	373	6
98	411	338	66	3	4	40	13	7	404	403	25	119	63	325	325	54
99	359	288	57	3	11	31	5	8	345	302	12	1	40	352	252	73
100	1432	950	463	10	9	140	31	7	1413	1407	37	28	435	334	785	625
101	1010	656	342	2	10	99	168	13	998	995	11	1	320	338	544	709
102	800	586	196	3	15	76	355	147	782	779	44	46	176	290	526	447
103	722	595	121	1	5	70	30	8	716	711	6	1	110	391	571	886
104	402	288	108	2	4	36	73	26	396	392	9	9	96	424	249	857
105	694	526	145	13	10	66	53	16	671	659	14	71	128	404	465	138
106	165	150	3	8	4	16	1	4	153	148	2	2	158	155	270	73
107	1355	1091	237	13	14	134	54	23	1328	1321	18	3	220	331	102	236
108	1507	1367	107	22	11	149	24	13	1474	1474	9	99	605	132	114	18
115	950	368	397	1	6	93	34	2	765	751	6	1	555	833	365	258
118	651	31	609	8	3	60	3	2	640	597	1	1	576	953	12	725

¹For renter - occupied dwelling units and vacant nonseasonal not dilapidated units, for rent.
²For owner - occupied dwelling units and vacant nonseasonal not dilapidated units, for sale only.

Table 3.—CHARACTERISTICS OF HOUSING FOR CENSUS TRACTS, BY BLOCKS: 1950

[Detailed statistics not shown for blocks containing fewer than 3 dwelling units, nor for dwelling units not allocated by blocks (designated by NR)]

Census tract	Block	All dwelling units by occupancy and tenure					All dwelling units by condition and plumbing facilities			Occupied dwelling units			Contract monthly rent ¹		Value of one-dwelling-unit structures	
		Total	Owner occupied	Renter occupied	Vacant non-seasonal not dilap., for rent or sale	Other vacant and non-resident	Number reporting	No private bath or dilap.	No running water or dilap.	Total	Persons per room		Number reporting	Average monthly rent (dollars)	Number reporting	Average value (dollars)
											Number reporting	1.51 or more				
1	1	3	3						3	3	1	3		2		
	4	25	19	4	2				24	14	1	2	20.00	16	6.93	
	5	13	9	2					10	7				9	3.86	
	6	14	8	3					10	6				6	4.05	
	7	14	13	1					14	8				11	4.16	
	8	23	16	5		2			21	14				14	6.42	
	9	36	17	19					36	21	2	4	63.75	14	6.10	
	10	24	19	5					24	14	2	17	31.70	11	3.75	
	11	24	19	5					24	14	2	5	46.60	16	5.79	
	12	16	12	3		1			16	9		2		11	5.04	
	17	19	19						19	2				18	6.08	
	18	30	28	1	1				29	5	1	1		27	5.60	
	19	19	18	1					19	5		1		18	5.55	
	20	23	17	4	3				23	3	1	3	30.33	16	5.70	
	21	12	8	3					12	8	4	3	17.66	6	4.91	
	22	53	29	22	1	1			53	10	3	3	31.28	26	5.62	
	23	93	75	18					88	19	1	4	33.88	64	5.88	
	24	76	44	30	1	1			76	15	2	3	35.50	39	6.08	
	25	31	26	5					31	12	6	5	17.40	22	4.54	
	26															
	31	16	12	4		1			16	9	7	3	26.00	8	2.85	
	32	16	10	6					16	3	3	1	22.80	9	4.04	
	33	33	19	12	1	1			33	22	8	4	24.33	13	3.30	
	34	23	14	8		1			23	16	8	2	30.00	14	3.91	
	2	1	66	41	25				66	9	1	5	24	33.70	32	6.38
		2	73	61	12				73	6		1	12	40.83	54	6.99
		3	61	44	17				60	1	1	2	15	39.13	35	6.38
		4	82	42	39	1			82	12		2	40	39.62	28	6.31
		5	76	42	33		1		75	20	1	2	32	39.78	31	6.37
		6	70	33	37				70	26		4	35	32.40	23	6.65
		7	40	11	29				39	20	3	5	27	30.00	8	7.50
		8	56	27	29				55	24		4	27	31.70	21	6.32
		9	60	32	28				59	17		4	27	32.74	26	5.71
		10	9	4	5				9	4		1	5	32.00	2	
		14	34	21	12		1		34	7	1	1	12	30.00	16	4.06
15		29	19	10				29	13			10	21.30	18	4.68	
16		14	11	3				14	6		1	3	18.66	8	5.68	
17		6	4	2				6	1			2		2		
18		35	27	8				35	6		7	7	24.14	22	5.93	
19		46	30	16				44	13		3	15	32.26	21	4.44	
20		36	22	14				36	13		2	13	28.46	19	4.46	
21		13	8	5				13	3		2	5	26.80	7	4.92	
22		7	6	1				7	2			1		5	5.20	
23		16	6	10				16	16	14		9	16.33	2		
37	6	2	4				6	6	6	1	4	13.25	1			
38	7	7					7	7	7	2	1		5	2.02		
39	2															
3	1	85	78	6	1			84	4	1	1	7	57.57	77	9.40	
	2	17	16	1				17	3			1		15	8.36	
	3	21	18	3				20	4	1	2		18	7.39		
	4	18	18					15	1				17	6.88		
	5	8	8					8	8				8	7.71		
	6	11	9	2				11	4	2	2		6	5.75		
	7	24	18	5	1			24	15	9	1	5	20.80	19	6.94	
	8	1														
	9	4	4					4	4					4	9.95	
	10	3	3					3	3					3	9.26	
	11	2														
	14	8	5			3		8	2	1				5	4.70	
	15	11	10			1		11	10					10	9.90	
	16	21	21					21	21					21	10.30	
	17	11	11					11	11					11	9.04	
	18	2														
	19	13	11	2				12	12	8		2		7	1.77	
	20	1														
21	57	45	9	2	1		56	6	3	1	9	48.66	45	5.67		
22	35	30	4		1		35	10	1		9	49.50	29	5.93		
23	42	33	9				41	13	3	1	12	26.14	28	4.60		
24	43	23	16		4		39	24	11	5	12	29.06	19	4.15		
25	5	4			1		4	4	1		2		1			
26	1															
29	3						3							3	8.20	
30	1				1											
31	2															
32	27	25	2				27	1					24	8.81		
33	53	50	1	1			52			1	1		50	8.34		
34	52	48	4				52				4	55.50	48	6.66		
35	35	35					34						34	6.06		
4	1	61	48	10	3			61	6			9	35.44	49	6.27	

¹For renter-occupied dwelling units and vacant nonseasonal not dilapidated units, for rent.
²For owner-occupied dwelling units and vacant nonseasonal not dilapidated units, for sale only.

HOUSING—BLOCK STATISTICS

Table 3.—CHARACTERISTICS OF HOUSING FOR CENSUS TRACTS, BY BLOCKS: 1950—Con.

Census tract	Block	All dwelling units by occupancy and tenure					All dwelling units by condition and plumbing facilities			Occupied dwelling units			Contract monthly rent ¹		Value ² of one-dwelling-unit structures		
		Total	Owner occupied	Renter occupied	Vacant non-seasonal not dilap., for rent or sale	Other vacant and non-resident	Number reporting	No private bath or dilap.	No running water or dilap.	Total	Persons per room		Number reporting	Average monthly rent (dollars)	Number reporting	Average value (dollars)	
											Number reporting	1.51 or more					Occupied by non-white
4	2	75	50	23	1	1	75	16	2	73	73	3	21	371.4	44	5,977	
	3	45	31	8	4	1	43	8	1	39	38	1	7	321.4	29	5,500	
	4	27	14	14			20	2		41	41		14	422.1	22	6,318	
	5	41	26	14			40	10	1	40	39	1	14	338.5	18	6,038	
	6	9	4	5			8	4		9	9		5	378.0	4	5,375	
	7	20	13	7			20	4		20	20		7	332.8	9	6,722	
	8	42	31	10			42	5	1	41	41		10	403.0	26	5,819	
	9	83	57	24			80	10		81	78		22	331.3	43	6,060	
	10	32	21	11			32	7		32	32		11	250.0	16	6,406	
	11	26	15	11			25	6	1	26	26	2	10	403.0	10	5,770	
	12	46	36	10			46	4		46	46	1	9	314.4	25	7,280	
	13	37	20	15			36	8	1	35	35	3	14	359.2	12	7,650	
	14	11	11	4			11	3		11	11	1	4	410.0	5	6,000	
	15	10	7	2			10			10	10		2		5	4,800	
	16	21	15	5			19	3		21	20	1	5	350.0	13	5,515	
	17	47	26	21			46	29	26	47	47	6	20	242.0	22	4,213	
	18	28	22	6			28	17	13	28	28	2	5	202.0	22	3,845	
	19	32	18	14			31	16	15	32	31	2	11	273.6	16	3,875	
	20	1															
	21	5	2	3			5	2	2	5	5	1	5		2		
	22	32	17	15			32	13	13	32	32	2	11	311.3	15	4,320	
	23	2	2				14	1		14	14	1	1		9	6,111	
	24	14	13	1			21	12		22	22		7	372.8	9	6,833	
	25	22	15	7			30	10		29	29	1	9	425.5	15	6,786	
	26	30	20	10		1	24	4	1	24	24		9	325.5	9	6,644	
	27	24	14	10			6			6	6		4	310.0	2	6,888	
	28	1	2	4			2			2	2		10	454.0	9	7,055	
	29	22	12	10			19	2		22	22	1	5	316.0	9	7,055	
	30	19	14	5			22	6		19	19		13	256.1	11	4,681	
	31	28	15	13			25	9	2	27	25	1	5	214.0	18	5,222	
	32	27	21	16		3	20	20	2	51	49	1	16	265.6	27	5,185	
	33	54	35	19			26	4	2	27	26	1	7	297.1	16	5,937	
	34	18	11	7		1	18	2		17	17	1	1		17	5,500	
	35	16	11	5			32	9	6	34	32	1	9	327.7	17	6,017	
	36	7	2	2			13	7	4	13	13	4	7	207.1	3	4,166	
	37	1	1	1			35	22	7	38	36	1	25	231.2	5	5,100	
	38	6	3	3			4			6	4		3	366.6	1		
	39	4	2	2			20	4		20	20	1	5	316.0	10	6,350	
	40	4	3	1			30	5	1	30	30	3	8	308.7	18	4,783	
	41	4	3	1			10	8	8	8	8		4	305.0	4	2,425	
	42	3	2	1		1	8	3	3	9	8		7		7	7,014	
	43	4	3	1		1	9	4	4	7	7	1	7		7	3,711	
	44	5	4	1			8	7	4	8	8		8		8	3,857	
45	6	5	1			5	6	5	6	5		5		5	2,950		
46	6	4	2			6	4		6	5		4	65.00	2	5,860		
47	6	4	2			6	3		6	6		4	62.00	2			
48	10	1	9			3	1		3	3		2		1			
49	11	2	9			20	1		20	20		2		16	7,000		
50	12	3	9			32	7	2	31	31		2		28	6,639		
51	13	2	11		1	23	7		23	23		2		21	6,133		
52	14	2	12			22	7		22	22		1		18	5,127		
53	15	1	14			19	9	2	19	19	1	3	36.00	15	4,666		
54	16	1	15			18	11	8	19	19	3	1		12	4,941		
55	17	1	16			17	10	4	17	17	1	2		10	4,300		
56	18	1	17			11	7	3	11	11	1	1		9	3,866		
57	19	4	15			4	3	3	4	4		4	165.0	4	3,740		
58	20	8	12			8	8	8	8	8		1		5	3,740		
59	21	15	15			15			15	15		15		15	8,133		
60	22	17	12		2	13	4	3	15	14	1	1		8	6,812		
61	23	17	16		1	17	1	1	16	16		1		16	6,731		
62	24	25	23		1	23			24	23		23		23	8,160		
63	25	17	12		1	17	5		17	17		5	82.00	12	8,883		
64	26	33	30			31	3		32	30		1		29	8,310		
65	27	22	19		1	22	2		22	22		2		18	8,194		
66	28	28	28			28	28		28	28		27		27	8,222		
67	29	10	9			10	1	1	10	10		8		8	8,100		
68	30	10	9			10	1		10	10		9		9	7,388		
69	31	17	17			17	1		17	17		16		16	7,906		
70	32	14	14			14			14	14		14		14	8,635		
71	33	11	11			11			11	11		10		10	9,650		
72	34	10	10			10			10	10		9		9	10,444		
73	35	4	4			4			4	4		4		4	11,000		
74	36	20	20			20			20	20		20		20	10,435		
75	37	18	18			18			18	18		18		18	9,611		
76	38	19	19			19			19	19		19		19	8,815		
77	39	17	15		1	17			16	16		15		15	9,766		
78	40	6	4		2	5		3	6	6	2	3		3	5,166		
79	41	9	4		1	8		5	9	9	1	2		2	4,450		
80	42	7	6		1	7		1	7	7		1		6	7,833		
81	43	21	21			20			21	21	1	21		21	8,190		

¹For renter - occupied dwelling units and vacant nonseasonal not dilapidated units, for rent.

²For owner - occupied dwelling units and vacant nonseasonal not dilapidated units, for sale only.

Table 3.—CHARACTERISTICS OF HOUSING FOR CENSUS TRACTS, BY BLOCKS: 1950—Con.

Census tract	Block	All dwelling units by occupancy and tenure					All dwelling units by condition and plumbing facilities			Occupied dwelling units			Contract monthly rent ¹		Value ² of one-dwelling-unit structures	
		Total	Owner occupied	Renter occupied	Vacant non-seasonal not dilap., for rent or sale	Other vacant and non-resident	Number reporting	No private bath or dilap.	No running water or dilap.	Total	Persons per room		Number reporting	Average monthly rent (dollars)	Number reporting	Average value (dollars)
											Number reporting	1.51 or more				
5	44	22	21			1			22						19	8,342
	45	28	27	1					28						27	9,270
	46	21	21						21					1	20	8,300
	47	19	19						19						19	6,847
	48	1														
	50	7	7						7						7	7,500
	51	14	12	2			1		13	1				2	11	6,318
	54	5	4			1		3	4						2	
	55	6	4	2				3	6					2	3	2,800
	57	11	9	2				1	6					2	9	4,200
	58	7	6		1			3	7						7	5,157
	59	34	33	1					34					1	33	9,351
	60	38	36	2					38					2	36	8,775
	61	37	35	1	1				37						34	10,211
	62	20	19	1					20						19	11,631
	63	17	17						17						17	12,176
	64	2														
	65	3	3					1	3						3	5,733
	66	2														
	67	3	3					3	3						3	4,000
	68	9	8	1				3	9					1	8	8,312
	69	19	12	7				2	19					7	10	8,120
	70	42	20	22				1	42					20	17	7,794
	71	24	18	5		1		3	23					5	16	7,406
	72	3	3					1	3					1	3	6,000
	73	6	3	3					6					3	1	
	74	11	11					1	11						11	6,681
	75	13	13						13						13	6,730
	76	1														
	77	1														
	78	4	2	2					4						2	
	79	3	2			1			3						2	
	80	2														
6	1	14	8	6				1	14					5	6	8,000
	2	4	3	1				2	4						3	5,833
	3	15	11	4				9	15					4	11	2,536
	4	51	43	8				4	51					8	41	8,856
	5	27	24	3				1	27					3	24	9,020
	6	16	15	1					16					1	15	8,853
	7	23	23						23						23	9,413
	8	13	11	2					13					1	10	10,100
	9	21	20	1					21					1	18	9,638
	10	20	15	5				3	20					5	12	7,541
	11	20	15	4		1		2	19					5	12	7,000
	12	40	25	14		1		2	39					14	19	7,142
	13	49	28	21				2	49					20	21	7,085
	14	26	18	8					26					8	14	6,207
	16	12	1	11				1	12					11	1	
	17	20	13	7					20					7	12	6,400
	18	21	14	7					21					7	10	8,530
	19	16	14	2					16					2	13	8,715
	20	10	10						10						10	9,110
	21	13	13						13						13	8,730
	22	14	13	1					14						13	9,038
	23	15	14	1					15					1	13	11,107
	24	9	9						9						9	8,588
	25	8	6	2				7	8					2	6	2,683
	27	18	8	10				1	18					8	6	10,083
	28	34	20	14					34					12	15	7,700
	29	24	15	8		1		3	23					8	9	6,266
	30	13	10	3					13					1	8	11,875
	31	9	9						9						6	10,666
	32	15	15						15					1	13	9,115
	33	14	14						14						14	9,421
	34	14	14						14						14	11,071
	35	14	14					1	14						14	8,678
	36	14	14					1	14						14	9,178
	37	16	12	4					16					4	11	8,954
	38	20	11	9					20					8	11	7,736
	39	40	32	7		1		1	39					7	29	7,465
	40	45	32	12		1			44					12	24	7,354
	41	17	16	1					17						15	6,706
	42	13	12	1					13					1	12	7,325
	43	11	8	3					11					3	7	7,357
	44	17	14	3					17					3	12	7,725
	45	26	12	14					26					14	9	9,222
	46	18	11	7					18					7	10	9,100
	47	15	11	4				1	15					4	11	8,590
	48	13	11	2					13					2	9	11,222
	49	13	12	1				1	13					1	12	10,625
	50	14	14						14						12	9,625
	51	13	11	2					13					1	11	10,500
	52	9	8	1					9					1	8	10,475
	53	9	7	2					9					1	6	10,500

¹For renter-occupied dwelling units and vacant nonseasonal not dilapidated units, for rent.
²For owner-occupied dwelling units and vacant nonseasonal not dilapidated units, for sale only.

HOUSING—BLOCK STATISTICS

Table 3.—CHARACTERISTICS OF HOUSING FOR CENSUS TRACTS, BY BLOCKS: 1950—Con.

Census tract	Block	All dwelling units by occupancy and tenure					All dwelling units by condition and plumbing facilities			Occupied dwelling units			Contract monthly rent ¹		Value ² of one-dwelling-unit structures			
		Total	Owner occupied	Renter occupied	Vacant non-seasonal not dilap., for sale	Other vacant and non-resident	Number reporting	No private bath or dilap.	No running water or dilap.	Total	Persons per room		Occupied by non-white	Number reporting	Average monthly rent (dollars)	Number reporting	Average value (dollars)	
											Number reporting	1.51 or more						
6	54	17	11	5		1			16	16								
	55	18	18						18	18	1		5	55.20	10	100.50		
	56	13	13						13	13					13	94.33		
	57	17	14	3					15	15					13	115.38		
	58	14	14				1	1	14	14					12	99.16		
	59	13	13						13	13					14	107.14		
	60	19	15	4					19	19					13	104.61		
	61	23	14	7		2			21	21			3	37.33	11	91.36		
	62	22	14	8			2		22	22			7	36.85	10	86.00		
	63	18	11		1				11	11			8	43.87	12	80.75		
															10	64.60		
	64	13	12	1					13	13					11	70.18		
	65	11	7	3	1			2	10	10			1		6	45.66		
	66	11	4	7				3	11	11			6	31.66	3	65.66		
	67	40	20	20				1	40	40	1		19	61.36	13	80.76		
	68	18	15	3					18	18			3	35.66	12	85.66		
	69	21	9	12					21	21			12	49.75	6	82.50		
	70	17	13	4					17	17			4	40.50	13	87.07		
	71	13	13						13	13					12	94.33		
	72	14	14				1	1	14	14					14	117.50		
	73	16	13	3			1	1	16	16			3	41.66	12	93.50		
	74	15	13	1	1				15	14			1		13	110.15		
	75	21	20	1					21	21			1		19	99.36		
	76	15	13	2					15	15			2		13	108.07		
	77	13	12	1					13	9					9	114.44		
	78	12	9	3					12	8					7	92.14		
	79	6	5	1					6	6			1		5	90.00		
	80	4	2	2					4	4					2			
	81	28	18	10				1	28	22			7	40.57	11	103.63		
	82	14	4	10					14	14			8	47.12	2			
	83	20	7	13					20	15			13	42.76	6	105.83		
	84	21	16	5					21	21		1	5	47.00	13	90.38		
	85	17	11	6				3	17	17			5	52.00	9	118.33		
	86	13	9	4				4	13	13	2		7	41.85	5	88.00		
	87	15	6	9				2	15	15			6	51.50	9	100.00		
	88	19	14	5				1	19	19			5	50.20	12	95.08		
	89	5	3	2					5	5			2		2			
	90	17	6	11					17	17			10	46.10	4	83.75		
	7	3	51	22	29				49	23	6				27	28.88	11	52.00
		4	31	20	11				30	31				11	33.36	10	55.00	
		5	44	15	29		2		44	46			3	27.19	4	35.75		
		6	46	16	30				45	46			2	26.00	12	52.16		
		7	39	21	18		1		38	38			1	34.17	13	60.07		
8		34	18	16				32	33		3		15	34.93	11	58.18		
9		34	18	16				32	33				3	24.33	14	58.57		
10		19	24	29		1		19	19			1	1	40.21	13	63.07		
11		29	18	10		1		28	27				9	32.44	13	59.76		
12		32	22	9		1		31	31				9	40.44	20	65.50		
13		30	19	11				30	30		1		11	45.00	18	82.50		
14		33	19	14				33	33		3		13	36.30	14	77.54		
15		37	22	15				37	36				13	28.10	8	74.75		
16		44	22	22				44	42				2	40.21	11	72.72		
17		45	22	23				46	45			1	1	41.42	7	100.71		
18		45	22	23				46	46				1	38.73	3	62.23		
19		45	22	23				46	46			1	15	53.75	15	62.23		
20		45	22	23				46	46				14	39.28	12	62.23		
21		45	22	23				46	46				5	34.33	28	37.08		
22		45	22	23				46	46				5	55.60	28	60.32		
23		21	18	3				21	21				3	33.33	16	78.43		
24		24	18	6				24	24				6	45.00	15	85.66		
25		44	22	22		1		48	48				14	40.92	22	85.53		
26		47	22	25				47	47				17	41.82	22	95.36		
27		51	22	29				51	51				21	38.19	18	89.50		
28		52	22	30				52	52		1		23	34.95	19	71.05		
29		44	22	22				47	47				14	31.35	22	68.40		
30		44	22	22			1	41	43				15	37.00	23	70.47		
31		46	19	27				46	46				29	35.44	11	64.80		
32		18	17	1				18	18				1		15	61.80		
33		41	31	10				41	41				10	37.00	25	74.80		
34		41	22	19				41	41				13	29.53	23	70.69		
35		49	22	27				49	49		1		22	31.81	20	78.83		
36		50	22	28				49	50				23	33.65	13	65.76		
37		44	22	22				44	43				9	43.55	27	82.50		
38		44	22	22		1		44	43				14	43.21	24	89.81		
39		44	22	22				44	43		1		2	41.66	20	77.50		
40		44	22	22				44	43				2		23	77.50		
41		44	22	22				44	43				11	39.45	17	77.94		
42		44	22	22				44	43				14	49.00	7	109.28		
43																		
44		56	36	20				54	55			1	19	362.1	23	778.2		
45	53	31	22				51	50				18	416.1	25	770.0			
46	53	35	18		2		52	53				18	350.0	29	844.8			
47	57	38	19				64	63		3		26	476.1	25	817.6			
48	43	25	17		1		42	41				16	371.2	13	769.2			
49	51	22	29				51	51				28	422.1	17	664.1			
50	42	18	24				42	42				18	373.8	20	661.0			
51	56	34	21		1		56	55				21	374.2	22	630.9			

¹For renter-occupied dwelling units and vacant nonseasonal not dilapidated units, for rent.
²For owner-occupied dwelling units and vacant nonseasonal not dilapidated units, for sale only.

Table 3.—CHARACTERISTICS OF HOUSING FOR CENSUS TRACTS, BY BLOCKS: 1950—Con.

Census tract	Block	All dwelling units by occupancy and tenure					All dwelling units by condition and plumbing facilities			Occupied dwelling units			Contract monthly rent ¹		Value ² of one-dwelling-unit structures		
		Total	Owner occupied	Renter occupied	Vacant non-seasonal not dilapid., for rent or sale	Other vacant and non-resident	Number reporting	No private bath or dilap.	No running water or dilap.	Total	Persons per room		Number reporting	Average monthly rent (dollars)	Number reporting	Average value (dollars)	
											Number reporting	1.61 or more					Occupied by non-white
7	52	47	26	21					47	47				21	37.61	22	6,350
	53	31	21	9		1			31	30				9	33.88	21	7,314
	54	18	15	3				1	18	18				3	58.33	14	7,428
	55	5	5						5	5						3	8,500
	56	17	14	2		1			16	16				2		13	7,384
	57	16	9	7					16	16				7	32.42	9	6,277
	58	16	11	5					16	16				5	46.80	9	9,111
	59	22	12	10				3	22	22				8	35.87	10	6,400
	60	36	18	18					36	36				17	45.41	11	6,000
	61	8	5	3					8	8				2		2	
	62	19	8	10		1			18	18				10	45.50	4	7,375
	63	25	15	10					25	25				10	36.50	7	7,285
	64	24	10	13		1			23	23				13	47.76	6	7,833
	65	24	15	7	1	1			22	22				7	42.85	9	7,011
	8	1	17	7	10				16	10	3			9	32.55	4	3,975
2		14	7	7				13	10	8			7	18.57	7	3,685	
3		10	5	4	1				9	6	4		3	16.00	5	2,780	
4		10	9	1					10	7	4		1		8	2,250	
5		13	10	3					13	7	5		3	19.66	8	3,537	
6		1														6	5,133
7		8	7	1					7	4	3			1		6	3,266
8		16	12	4					16	11	5			4	11.25	12	3,266
9		9	9						9	5	4			1		9	4,688
10		11	11						11	9	7			9		11	2,509
11		11	8	3					11	4	1			3	27.66	7	4,142
12		17	12	5					16	12	7			4	21.25	12	3,058
13		15	8	7					15	8	6			7	30.00	6	2,766
14		19	13	6					17	12	4			5	26.00	12	2,825
15		18	6	11	1				17	17	13			10	17.60	5	3,120
16		23	16	6		1			23	22	11			6	19.00	15	3,360
17		18	12	6		1			18	11	9			6	24.83	10	3,060
18		12	10	2					11	10	6			2		10	2,580
19		14	11	3					12	11	6			2		11	1,527
20		6	4	1		1			6	6	3			1		4	2,775
21		12	9	2		1			11	8	4			2		9	2,944
22		15	11	2		2			12	8	6			1		10	2,560
23		6	6						6	5	2			2		6	3,450
24		10	7	3					10	8	6			2		6	3,500
25		9	8	1					8	7	5			3		8	2,287
26		2														6	1,366
27		7	6	1					6	6	5			1		7	4,142
28		19	10	9					18	12	5			7	26.57	7	4,257
29		11	7	2		2			11	2	2			2		7	2,600
30		5	3	2					5	5	5			2		3	
31	19	14	5					19	13	5			4	24.50	13	5,846	
32	34	17	16		1			33	30	25			15	18.13	15	3,233	
33	19	7	11		1			18	17	15			7	11.00	6	2,333	
34	22	14	7		1			22	14	8			9	23.16	14	3,307	
35	14	10	4					14	14	13			4	16.50	10	2,000	
36	8	6	2					8	8	7			2		5	2,300	
37	17	16	1					17	8	7			17		16	4,962	
38	10	9	1					10	8	7			9		9	2,488	
39	13	7	3		1			10	7	7			2		7	2,185	
40	16	11	4		2			16	13	8			4	22.00	10	2,970	
41	13	8	5					11	9	7			4	14.50	6	2,916	
42	9	7	2					6	3	1			1		6	2,783	
43	25	11	13		1			24	23	23			10	15.80	4	2,050	
44	23	11	12					21	19	15			23	16.75	9	1,922	
45	16	10	6					15	12	10			6	14.66	10	2,670	
46	13	7	6					12	7	6			6	22.00	5	4,500	
47	11	9	2					7	5	3			2		6	3,633	
48	16	5	11					13	10	8			14		3	2,566	
49	11	7	4					11	11	7			3	12.00	5	2,480	
50	32	5	26	1				32	11	6			4	37.44	5	2,760	
51	22	12	10					22	19	17			10	20.40	9	3,422	
52	17	12	5					17	16	10			5	16.00	10	3,670	
53	7	5	2					7	5	3			2		4	3,240	
54	13	4	9					13	13	7			7		5	6,250	
55	13	10	3					13	13	2			3	15.00	9	3,833	
56	20	16	3		1			20	19	3			3	14.00	15	3,513	
57	3	2	1					3	3	2			1		2		
58	15	10	5					15	9	4			5	31.20	10	4,260	
59	21	14	6	1				19	3	4			5	33.00	12	5,150	
9	1	36	23	12		1		30	21	5			8	18.25	22	4,309	
	2	2														5	5,200
	3	9	6	2		1		8	5	2			2				
	4	16	15	1		1		15	1	1			15	47.33			
	5	25	18	6		1		24	15	4			6	20.00	15	4,533	
	6	23	13	10				22	19	12			9	19.88	11	2,681	
	7	22	8	14				21	18	18			13	13.15	7	1,928	
	8	20	10	9		1		17	16	16			8	19.00	9	1,444	
	9	13	10	3				12	11	10			3	15.66	8	1,750	
	10	21	9	11		1		20	15	10			10	19.90	9	2,033	

¹For renter - occupied dwelling units and vacant nonseasonal not dilapidated units, for rent.
²For owner - occupied dwelling units and vacant nonseasonal not dilapidated units, for sale only.

HOUSING—BLOCK STATISTICS

Table 3.—CHARACTERISTICS OF HOUSING FOR CENSUS TRACTS, BY BLOCKS: 1950—Con.

Census tract	Block	All dwelling units by occupancy and tenure					All dwelling units by condition and plumbing facilities			Occupied dwelling units			Contract monthly rent ¹		Value ² of one-dwelling-unit structures		
		Total	Owner occupied	Renter occupied	Vacant non-seasonal not dilap., for rent or sale	Other vacant and non-resident	Number reporting	No private bath or dilap.	No running water or dilap.	Total	Persons per room		Occupied by non-white	Number reporting	Average monthly rent (dollars)	Number reporting	Average value (dollars)
											Number reporting	1.51 or more					
9	11	17	13	4		17	17	17	17	17	2	17	2		13	1,400	
	12	10	6	4		10	10	9	10	10	1	10	2		6	2,550	
	13	10	4	6		8	8	8	10	10	3	10	5	20.00	3	1,833	
	14	14	9	5		13	13	13	14	12	3	14	4	15.00	6	1,333	
	15	7	4	3		7	7	2	7	7	2	7	3	42.33	3	4,333	
	16	12		12		12	12		12	12		11	12	50.00			
	18	18	9	8		14	5	1	17	14	1	1	5	20.80	9	4,555	
	19	3	2			3	2	2	2	2	1	2	2		2		
	20	3		3		3	3	3	3	3		3	3	14.66			
	21	6	2	4		6	5	5	6	6	2	6	3	8.66	2		
	22	7	6	1		3	3	2	7	7	1	7	1		6	2,633	
	23	21	10	11		21	13	6	21	21	4	20	11	30.81	6	5,000	
	24	37	25	12		37	16	3	37	37	3	12	12	31.08	19	4,336	
	25	7	3	4		7	1		7	7		4	4	30.00	2		
	26	2															
	27	43	24	19		42	24	16	43	43	5	7	17	24.88	18	4,500	
	28	22	18	4		21	7	3	22	22	3	2	2		13	4,307	
	29	19	14	5		11	3	1	19	19		5	5	25.40	13	3,738	
	30	9	7	2		7	2	1	9	7	1	1	7		5	5,800	
	31	27	20	7		22	16		27	23	2	2	7	22.00	13	3,553	
	33	11	10	1		9	2	1	11	9	1				8	3,937	
	34	4	4			4	2	1	4	4	1				4	5,500	
	35	19	14	5		18	11	4	19	19	2	17	4	29.50	8	4,250	
	10	3	9	8	1		9	1	9	9			1		7	6,357	
		4	32	12	20		32	11	5	32	32	1	1	19	26.89	7	5,357
		5	29	14	15		29	3		29	29	1	1	15	35.53	13	5,330
		6	12	9	3		12	5	3	12	12	3		1		7	4,885
		7	28	18	10		28	9		28	28		10	10	25.00	15	4,893
		8	29	14	15		29	17	4	29	29		15	15	25.60	10	4,930
		9	22	13	9		21	8	2	22	22		8	8	32.12	11	4,509
		10	29	21	7		25	4	1	28	26	2	1	6	48.16	13	2,669
		11	20	15	4		19	6	1	19	19		3	3	31.33	14	2,950
		12	12	6	6		11	3	2	12	11	1	3	6	31.33	2	
		13	12	6	5	1	11	8	3	11	11		7	6	24.66	4	1,200
		14	16	10	6		15	14	1	16	15		11	5	18.60	4	1,125
15		12	5	7		12	8	1	12	12		1	7	19.28	2		
16		42	20	21	1	37	16		41	40	3	3	21	25.19	12	2,333	
17		32	23	9		27	5		32	30	4		9	47.33	17	2,864	
18		5	4	1		5			5	5		1	1		3	3,300	
19		11	5	6		11	2		11	10	1	1	5	19.80	1		
20		22	12	10		21	2		22	21	2	2	8	33.25	2		
21		25	15	9		24	9	2	24	24		8	8	38.12	10	4,300	
22		27	8	19		26	12		27	27	3	19	7	23.63	7	6,142	
23		13	6	5		13	8	3	11	11	1	1	5	19.40	6	2,750	
24		19	5	13		18	17	13	18	18	1	15	13	14.30	5	1,420	
25		69	55	14		65	19		69	67	4	3	12	29.23	48	2,941	
26		67	43	24		65	19	2	67	65	6	23	30	32.00	30	3,163	
27		11	9	2		11			11	11		2	2		9	3,555	
28		30	23	7		30	5	2	30	30		5	5	38.20	19	4,936	
29		3	1	2		3			3	3		2	2				
30		37	24	13		37	13	2	37	37	1	1	13	43.07	22	4,881	
31		46	27	18	1	46	20	9	45	45	1	15	19	31.21	16	4,006	
32		27	9	18		27	16	5	27	27	2	18	4	37.38	4	4,200	
33		39	18	20		39	29	16	38	37	1	1	19	37.52	8	4,525	
34		54	33	21		53	16		54	54	1	1	18	35.00	21	5,514	
35		75	33	40	1	74	20	2	73	73	5	5	41	31.46	19	4,389	
36		40	24	16		39	11		40	40	1	1	14	25.85	19	4,226	
37		64	35	29		61	26	12	64	64	4	2	29	29.62	24	5,020	
38	26	13	13		26	9	1	26	26	2	1	8	37.12	12	4,333		
11	1	31	14	17		31	14	14	31	31	3	16	27.68	11	4,763		
	2	107	49	55		99	45	20	104	103	8	26	52	27.09	28	4,382	
	3	20	11	9		19	9	2	20	20		8	39.87	8	7,312		
	4	15	10	5		15	8	6	15	15		4	4	27.25	7	4,071	
	5	24	8	16		24	7	7	24	24	5	4	16	28.37	4	4,750	
	6	30	24	5		26	10	7	29	29	1	4	4	40.75	20	5,585	
	7	22	11	11		22	5	3	22	21		10	10	58.00	8	7,187	
	8	41	21	19		39	18	17	40	40		17	17	42.58	14	5,135	
	9	27	14	13		27	12		27	27	2	2	13	40.07	11	5,545	
	10	28	12	13	1	27	9	1	25	25	1	1	13	42.30	9	5,155	
	11	12	6	20	3	6			6	6		1	19	40.94	36	7,244	
	12	33	41	13		48	14	8	54	54	1	13	13	35.30	33	6,006	
	13	44	52	15		65	6	1	67	65		14	14	32.00	40	6,445	
	14	22	22	5		28	1		27	27		5	5	29.40	20	6,500	
	15	41	27	10		35	22	2	51	51		11	11	39.09	34	6,552	
	16	47	35	19		35	7		34	34		6	6	32.50	25	7,116	
	17	35	19	11	2	30			30	30		19	19	41.57	31	7,644	
	18	30	12	18		30	4		30	30		11	11	41.09	14	6,235	
	19	30	12	18		30	4		30	30		18	18	33.61	11	8,409	
	20	34	21	13		32	4	1	34	34		13	13	43.15	16	8,444	
	21	55	32	23		55	1		55	55		23	23	37.26	31	7,612	
	22	51	31	20		51	1	1	51	51		18	18	33.44	31	8,370	
	23	42	35	6	1	42	1		41	41		4	4	47.50	34	7,811	

¹For renter - occupied dwelling units and vacant nonseasonal not dilapidated units, for rent.
²For owner - occupied dwelling units and vacant nonseasonal not dilapidated units, for sale only.

Table 3.—CHARACTERISTICS OF HOUSING FOR CENSUS TRACTS, BY BLOCKS: 1950—Con.

Census tract	Block	All dwelling units by occupancy and tenure					All dwelling units by condition and plumbing facilities			Occupied dwelling units			Contract monthly rent ¹		Value of one-dwelling-unit structures		
		Total	Owner occupied	Renter occupied	Vacant non-seasonal not dilap., for rent or sale	Other vacant and non-resident	Number reporting	No private bath or dilap.	No running water or dilap.	Total	Persons per room		Number reporting	Average monthly rent (dollars)	Number reporting	Average value (dollars)	
											Number reporting	1.51 or more					Occupied by non-white
11	26	61	31	30		61	17		61	61	1		30	38.66	26	7,357	
	27	22	15	7		21			22	20			6	36.66	15	8,033	
	28	35	23	11		35		1	34	34			11	48.18	17	8,176	
	29	17	8	9		15	1		17	17			9	34.33	7	7,071	
	30	11	7	4		10			11	11			4	45.00	7	8,357	
	31	10	9	1		10			10	10			1		7	10,214	
	32	25	20	5		25			25	25			4	25.00	19	8,052	
	33	30	19	11		30			30	30	1		11	41.81	16	8,281	
	34	27	19	8		26	1	1	27	27			8	31.87	13	7,192	
	35	43	21	22		42	1		43	42			22	31.86	18	8,888	
	12	36	36	19	17		36	6		36	36			16	37.50	15	5,753
37		35	20	14	1	35	11		34	34			15	36.53	12	5,525	
38		60	29	31		59	21	13	60	60	1	1	27	34.11	21	4,966	
39		66	38	27		62	17	7	65	64			26	44.03	27	5,685	
40		53	16	37		53	16	6	53	51	3		36	39.61	7	6,928	
41		26	16	9	1	26	9	1	25	25			9	32.33	13	6,092	
42		29	11	18		29	5	4	29	29			17	48.35	7	5,900	
43		21	8	13		21			21	20			10	43.50	5	8,300	
44		26	14	11		26			25	24			11	35.90	10	6,800	
13		1	24	12	12		22	6	1	24	24	2		10	33.20	8	5,625
		2	48	8	38		46	30	8	46	46			35	21.74	3	2,833
	3	43	14	28		40	26	10	42	42	6	25	16.35	11	4,336		
	4	22	5	16		21	16	8	21	19	6		16	21.12			
	5	24	9	15		24	23	10	24	24			15	22.33	5	3,400	
	6	37	11	26		36	27	20	37	36	4		26	26.15	7	2,871	
	8	18	11	7		17	14	12	18	17	2		7	19.00	6	1,533	
	9	24	2	22		24	23	22	24	24	8		22	12.86	2		
	10	19	6	13		18	18	10	19	19	6		13	25.30	4	2,425	
	11	31	14	16		30	23	19	30	30	5	30	15	15.93	9	3,044	
	12	55	9	44		48	39	8	53	48	6	53	42	20.57	4	5,250	
	13	34	3	31		30	26	8	34	34	3	34	30	17.63	2		
	14	23	4	19		21	20	4	23	22			18	17.94	3	4,000	
	15	16	4	12		15	14	2	16	15			11	18.00	3	3,166	
	16	12	7	4		11	9	8	11	11			7	18.50	3	3,200	
	17	9	3	6		9	9	6	9	9	1		4	5.033			
	18	12	3	7		9	8	7	10	9	3		6	10.66	1		
	19	4		4		4	4	4	4	4	2		4	11.00			
	20	1															
	22	17		15		17	14		15	15	2		15	24.66			
	23	1		8		24	10	8	28	26	3		7	24.14	13	5,115	
24	28	20	8	1	12	7	2	13	11	1	9	5	36.20	2			
26	6		4		5	2	1	6	5			3	27.00	1			
27	39	23	15	1	38	17	6	38	38	1	10	14	24.64	17	3,429		
28	52	23	27	1	51	9	1	50	49	1		28	43.21	6	5,416		
30	43	21	22		42	9	3	43	42	1		19	37.63	11	5,954		
31	40	24	16		40	3		40	40			16	41.43	18	6,322		
32	38	22	15		37	10	1	37	37			14	49.21	17	6,347		
33	18	8	10		17	3		18	16			9	32.33	3	5,000		
35	13	6	7		13			13	12			7	34.42	5	5,000		
36	51	20	26	2	51	15	7	46	46	1		27	36.96	12	6,400		
37	58	19	38	1	53	11		57	54			38	39.31	10	8,700		
38	25	12	11	1	14	4	3	23	12			3	46.00	8	6,437		
39	14	4	9	1	13	2		13	12			8	38.12	3	3,833		
40	1																
41	1																
42	2																
43	1																
13	1	23	15	8		22	22	7	23	22	3	23	8	13.50	11	2,145	
	2	29	18	11		29	21		29	28	2	29	10	22.20	13	2,592	
	4	36	26	9	1	36	22	2	35	35	2	35	9	18.88	20	3,325	
	5	40	20	20		38	23	10	40	39	2	40	18	17.94	16	4,781	
	6	37	12	24	1	37	32	24	36	36	3	36	25	10.92	10	3,150	
	7	1															
	9	42	18	24		42	36	13	42	42	4	42	24	19.29	13	2,430	
	10	17	9	8		17	15	7	17	17	3		8	24.37	7	2,214	
	11	12	5	7		12	11	7	12	12	1	12	7	20.28	5	2,160	
	12	22	12	9		21	17	2	21	21	1	21	8	27.25	11	3,236	
	13	28	15	13		28	23	3	28	28	3	28	12	25.91	10	2,910	
14	47	19	27	1	47	33	8	46	46	12	46	28	23.14	14	2,571		
15	33	15	18		28	23	20	33	33	2	33	18	21.16	8	2,750		
16	24	12	12		24	13	11	24	23	2	24	12	31.33	10	3,620		
17	44	16	26		38	24	11	42	42	2	40	24	16.62	9	3,011		
18	35	12	23		33	23	8	35	35	4	35	21	24.57	6	5,066		
19	54	23	31		48	36	14	54	54	7	54	28	21.85	12	6,708		
20	14	8	6		13	5	2	14	14	1	14	6	31.83	2			
21	29	5	24		29	23	4	29	29	2	29	24	18.79	4	2,825		
22	61	21	40		61	49	14	61	61	8	61	39	15.58	14	1,821		
23	7	2	5		7	5	3	7	7	1	7	5	10.00	1			
25	44	23	20		36	24	16	43	43	2	43	18	17.38	16	2,543		
26	36	13	23		36	30	12	36	36	5	36	23	25.26	3	2,366		
27	47	24	23		41	27	16	47	44	8	47	21	23.71	15	3,680		
28	40	21	19		35	18	7	40	39	6	39	18	21.05	15	3,306		

¹For renter - occupied dwelling units and vacant nonseasonal not dilapidated units, for rent.
²For owner - occupied dwelling units and vacant nonseasonal not dilapidated units, for sale only.

HOUSING—BLOCK STATISTICS

Table 3.—CHARACTERISTICS OF HOUSING FOR CENSUS TRACTS, BY BLOCKS: 1950—Con.

Census tract	Block	All dwelling units by occupancy and tenure					All dwelling units by condition and plumbing facilities			Occupied dwelling units			Contract monthly rent ¹		Value ² of one-dwelling-unit structures			
		Total	Owner occupied	Renter occupied	Vacant non-seasonal not dilap., for rent or sale	Other vacant and non-resident	Number reporting	No private bath or dilap.	No running water or dilap.	Total	Persons per room		Number reporting	Average monthly rent (dollars)	Number reporting	Average value (dollars)		
											Number reporting	1.51 or more					Occupied by non-whites	
13	29	25	12	13		1	24	8	3	24	24	3	24	11	20.72	6	4.083	
	30	48	21	25	1	1	45	32	13	46	44	6	46	25	18.64	13	2.869	
	31	4					2	2	1	4	4		1	4	16.50			
	32	11	11	4			11	6	1	11	11		7			9	3.533	
14	2	26	15	11			26	26		26	26	3	25	11	33.18	14	6.507	
	3	39	12	27			39	22		39	38	7	38	27	23.14	8	5.750	
	4	24	9	14		1	24	10		23	22	3	23	14	30.42	4	4.625	
	5	1																
	6	21	14	7			20	9		21	21	1	21	6	22.50	8	5.062	
	7	43	16	27			41	22	1	43	43	3	43	27	21.70	7	4.257	
	8	36	21	15			36	17	4	36	36	4	36	15	23.46	13	4.107	
	9	26	11	15			26	22		26	26	3	26	15	23.73	3	2.666	
	12	27	6	21			27	21	6	27	26	5	27	21	16.28	1		
	13	42	16	26			39	26	3	42	40	2	42	24	26.25	7	6.000	
	14	31	13	18			30	22	4	31	31	1	31	16	20.06	8	3.862	
	15	46	21	25			45	25	6	46	45	7	46	24	23.16	14	4.285	
	16	30	14	16			27	12	7	30	27	6	30	13	25.46	9	4.166	
	17	27	18	9			24	15		27	26	3	27	8	19.00	13	3.392	
	18	24	9	15			24	18	1	24	24	3	24	13	21.92	4	2.375	
	19	22	15	7			19	13	7	22	21	3	22	6	25.83	12	3.650	
	20	33	17	16			31	20	5	33	31	6	33	14	24.14	12	3.875	
	21	31	17	14			31	19	8	31	31	3	31	12	18.25	12	3.800	
	22	31	12	18		1	29	23	10	30	30	5	30	18	18.94	8	3.212	
	23	37	18	19			34	24	6	37	32	7	37	18	27.83	5	3.820	
	24	20	4	15		1	20	20	11	19	19	6	19	15	11.86	4	3.250	
	26	22	5	17			21	18	12	22	22	7	22	17	22.00	3	2.833	
	27	28	16	12			26	23	6	28	27	5	28	10	14.20	13	2.892	
	28	34	15	19			34	12	2	34	34	4	34	19	29.73	11	4.272	
	29	24	17	7			24	16		24	24	2	24	6	24.33	11	3.145	
	30	20	13	7			20	12	4	20	20	2	20	7	20.14	9	3.255	
	31	25	17	8			21	14	8	25	24	3	25	6	23.66	12	3.358	
	32	15	9	6			14	10	8	15	15	5	15	6	16.50	6	3.383	
	33	11	7	4			9	7	1	11	11	4	11	4	19.00	5	2.400	
	34	29	17	12			28	14	5	29	29	2	29	12	24.66	9	3.833	
	35	35	17	17		1	27	22	7	34	34	7	34	16	23.75	14	2.521	
	36	11	5	6			11	9		11	10		11	5		5	4.100	
	15	1	11	11			11			11	10						11	11.990
		2	13	11	2		12			13	13			2			11	10.909
		3	13	11	2		13			13	12						9	9.255
		4	39	22	17	9	1	38	3	2	39	29			6	65.50	30	7.743
5		8	6	2			8			8	8			2		4	9.800	
6		8	6	2			8	1		8	7			1		5	6.640	
7		28	25	3			28	2	2	28	28			3	34.00	22	7.163	
8		45	34	11			45	1	1	45	45			11	44.36	23	7.352	
9		15	13	2			15	2	1	15	14		1	2		12	6.658	
10		20	18	2			20	2		20	20			1		18	5.933	
11		5	5				5			5	5					5	4.900	
13		1																
14		13	11	2			13			13	13			2		9	19.444	
15		41	18	23			41	3		41	41			22	42.81	9	10.666	
16		53	24	29			52			53	51			28	38.78	11	7.472	
17		35	20	15			35			35	35			15	43.26	9	7.511	
18		33	19	13		1	33	7	2	32	31	1	31	12	29.93	15	4.293	
19		28	25	3			27	12	3	28	23		8	3	38.33	23	4.956	
20		25	21	4		1	25	1	1	24	23		2	3	64.00	22	5.736	
21		27	24	3			26	11	6	27	27			1		22	4.322	
22		14	12	2			14	11	2	14	14		2	2		7	3.285	
23		41	35	5		1	40	11	7	40	39		2	4	47.50	31	6.209	
24		1																
25		10	10				9			10	10					10	8.390	
26		3	3				3			3	3					3	7.500	
28		1																
30		10	4	6			10	2		10	10	1		6	44.00	2		
32		28	17	11			28	17	9	28	26		12	11	19.63	14	3.857	
33	32	21	10		1	30	10	3	31	29		30	10	32.30	18	4.688		
34	29	18	11			28	5	3	29	29		4	10	27.80	16	4.237		
35	25	10	15			25	10	2	25	25	1	25	15	32.73	4	2.750		
36	19	9	10			19			19	19			10	34.10	6	7.166		
37	49	26	23			48	5		49	48			22	45.50	17	8.352		
38	44	25	16		3	43			41	40			18	53.11	17	7.911		
16	1	65	33	32		59	15		65	60		4	28	25.07	17	5.917		
	2	54	30	24		41	2		54	41		1	14	39.71	21	6.004		
	3	5	3	2		4			5	4			2					
	4	26	19	7		20			26	20			5	57.40	7	11.285		
	5	15	10	5		15			15	15			3	53.33	6	7.916		
	7	31	16	13		28	1	1	29	26		9	9	33.77	7	7.571		
	8	38	7	31			37	24	4	38	38		30	21.43	2			
	9	15	7	12			14	5		15	14		11	26.63	1			
	10	18	7	11			18	6	3	18	18		11	31.00	4	5.375		
	11	42	20	22			40	11	1	42	41		21	30.04	15	5.413		

¹For renter - occupied dwelling units and vacant nonsessional not dilapidated units, for rent.
²For owner - occupied dwelling units and vacant nonsessional not dilapidated units, for sale only.

Table 3.—CHARACTERISTICS OF HOUSING FOR CENSUS TRACTS, BY BLOCKS: 1950—Con.

Census tract	#Block	All dwelling units by occupancy and tenure					All dwelling units by condition and plumbing facilities			Occupied dwelling units			Contract monthly rent ¹		Value ² of one-dwelling-unit structures		
		Total	Owner occupied	Renter occupied	Vacant non-seasonal not dilap., for rent or sale	Other vacant and non-resident	Number reporting	No private bath or dilap.	No running water or dilap.	Total	Persons per room		Occupied by non-white	Number reporting	Average monthly rent (dollars)	Number reporting	Average value (dollars)
											Number reporting	1.51 or more					
16	12	40	16	22	1	1	39	4	3	38	37	1	21	4223	11	6,772	
	13	37	17	19	1	1	33	7	3	36	33		17	4611	7	7,571	
	15	63	23	39		1	63	4		62	62	1	38	6123	15	12,646	
	16	47	17	30			45	1		47	45		29	5010	7	7,714	
	17	31	21	8	1	1	31			29	28		8	5737	12	7,666	
	18	48	19	29			48	5		48	48	3	28	5517	13	9,076	
	19	40	20	20			37	6	3	40	37	1	16	4775	11	8,381	
	20	57	18	38		1	52	28	13	56	53	2	34	4879	6	8,666	
	21	37	14	23			34	6		37	34		21	5209	5	9,500	
	22	42	16	25	1		39	5		41	41		25	5204	8	6,875	
	23	29	9	19		1	27	2		28	26		17	6500	4	6,625	
	24	38	14	21	1	2	19	1		35	34	4	21	4509	3	6,166	
	25	35	15	19	1		28	4		34	33	1	18	3844	3	6,666	
	26	30	14	16			18	5	2	30	30	4	13	2975	6	5,383	
	27	30	13	15	2		23	5	3	28	28	2	19	3000	5	5,500	
	30	50	17	32		1	49	14		49	48	5	41	2871	4	5,000	
	31	67	28	38	1		60	7	1	66	62	2	34	3923	8	7,312	
	32	74	22	51	1	1	72	1		73	70	4	46	4947	6	7,833	
	33	74	30	44			66	10	6	74	69	1	38	5105	10	7,700	
	34	79	28	51			76	17	1	79	78	1	50	5330	15	6,633	
	35	76	16	59		1	75	10		75	75	3	57	4845	5	9,400	
	36	50	7	41	2		49	19		48	48	1	43	4418	1		
	37	36	13	23			36	9	1	36	32		22	4113	4	6,375	
	38	46	7	35	4		45	10		42	41	1	32	6275	1		
	39	35	7	26			34	6		33	33	1	27	5192	2		
	40	113	14	95	4		110	5	1	109	108	2	94	4957	4	10,750	
	41	48	17	31			47	24		48	47	2	30	5436	4	9,125	
	42	74	18	56			72	40	11	74	74	2	53	4901	4	9,500	
	43	84	31	53			73	19		84	76	5	46	4484	12	7,083	
	44	61	15	46			53	16	3	61	57	1	42	4164	6	4,583	
	45	61	29	32			58	28	9	61	59	3	30	3140	15	4,400	
	47	37	14	23			36	25	14	37	37	6	23	3204	4	5,375	
	48	41	28	13			38	19	17	41	38	1	11	3063	20	6,115	
	49	103	24	77		2	91	26	11	101	91	2	66	4624	9	6,411	
	50	49	13	36			44	6		49	47	2	30	5383	7	7,857	
	51	70	28	42			69	23		70	69	1	41	5860	13	9,192	
	52	81	18	62	1		81	21		80	79	2	60	5413	8	8,500	
	53	37	5	31	1	1	37	18		36	35	4	30	4593	1		
	54	36	10	26			36	5		36	36		26	4688	3	6,500	
	55	42	9	31		2	39	12		40	40	5	29	6100	2		
	56	51	6	44	1		46	15		50	47	2	42	5116	1		
	57	112	16	86	9		109	48	10	102	100	6	91	4950	4	7,625	
	58	92	17	71	1		90	33		88	86	4	70	5091	7	8,000	
	59	78	11	65	1		71	19	11	76	71		58	5024	7	8,528	
	60	54	23	31			31	4		54	31	2	9	3900	12	6,500	
	61	43	22	20			33	7		42	32		12	3300	15	6,093	
	62	26	15	11			25	2		26	26		11	2654	14	4,571	
17	1	24	17	7			24	12	7	24	24	1	24	2457	13	3,984	
	2	51	24	25			48	13		49	48	2	46	3107	18	4,405	
	3	62	26	60	2		60	31		60	59	1	23	4067	16	5,718	
	4	85	15	68		1	82	18		83	83	1	3	5264	8	6,100	
	5	57	14	41	1		40	23	3	55	52	4	6	4256	3	6,333	
	6	63	23	39			43	23	12	62	61	5	34	3626	11	4,918	
	7	41	24	17		1	30	17	8	41	40	5	37	2137	10	3,680	
	8	39	15	24			23	18	13	39	37	3	36	2254	8	3,500	
	10	18	13	5			16	10	2	18	17	5	18	3050	10	2,860	
	11	30	17	13			30	11	8	30	30	1	29	2992	10	4,680	
	12	64	29	31		4	51	15	1	60	51	6	41	3857	12	5,625	
	13	83	20	62		1	80	13		82	82	7	14	4420	12	5,958	
	14	97	21	71	3		94	66		92	91	10	6	4104	3	6,500	
	15	50	21	28			46	11	1	49	46	4	31	3308	8	5,437	
	16	30	11	19		1	29	9	1	30	30	3	30	2852	5	3,420	
	17	18	12	6			17	8	3	18	16	1	17	2900	7	3,385	
	18	19	11	8			18	13	5	19	19	1	19	1712	6	3,833	
	19	48	24	24			46	22	7	48	46	4	23	2339	16	3,225	
	20	22	10	12			21	16		22	22	4	22	2716	5	2,820	
	21	15	6	9			14	7		15	14		15	3485	2		
	22	39	17	21		1	37	7		38	36		19	3357	5	5,500	
	23	114	13	95	2		108	46	2	108	108	16	96	4672			
	24	44	16	27	1	4	43	17		43	42	1	26	7761	5	4,600	
	25	44	10	29		1	43	20		39	38	6	28	4292	2		
	26	40	7	30			40	23	4	37	37	3	30	3920	1		
	27	15	7	8	1		14	8	8	15	14	4	15	1285	6	10,366	
	28	26	18	8			26	18	15	26	26	3	25	2062	13	4,115	
	29	13	5	8			12	3	3	13	13	4	13	2787	3	3,500	
	30	19	8	10		1	19	11	4	18	18	2	16	3790	5	5,320	
	31	38	7	29	1	1	38	14	8	36	36	1	29	3789	2		
	32	41	1	38		2	41	2	2	39	39		37	4840			
	33	23	14	8	1		23	3		22	22		7	5028	12	8,100	
	34	66	10	53			64	42	3	63	61	7	55	4849	1		
	35	48	6	36	3		48	39	28	42	42	9	41	3948	2		
	36	32	6	22		4	31	26	12	28	27	11	22	3713	3	2,866	
	37	51	4	45	2		48	11	4	49	48	4	43	2581	3		
	38	13	3	10			13	8	4	13	13	1	13	2820	2		
	39	5	3	2			5	4	3	5	5		2	2820	3	3,666	

¹For renter-occupied dwelling units and vacant nonseasonal not dilapidated units, for rent.
²For owner-occupied dwelling units and vacant nonseasonal not dilapidated units, for sale only.

HOUSING—BLOCK STATISTICS

Table 3.—CHARACTERISTICS OF HOUSING FOR CENSUS TRACTS, BY BLOCKS: 1950—Con.

Census tract	Block	All dwelling units by occupancy and tenure					All dwelling units by condition and plumbing facilities			Occupied dwelling units			Contract monthly rent ¹		Value ² of one-dwelling-unit structures				
		Total	Owner occupied	Renter occupied	Vacant non-seasonal not dilap., for rent or sale	Other vacant and non-resident	Number reporting	No private bath or dilap.	No running water or dilap.	Total	Persons per room		Number reporting	Average monthly rent (dollars)	Number reporting	Average value (dollars)			
											Number reporting	1.51 or more					Occupied by non-white		
17	40	38	9	25		4	33	30	10	34	31	2	16	22	35.22	1	4.125		
	41	43	11	31	1		43	22		42	42	2		31	45.70	4			
	42	55	20	34	1		32	9	3	54	31	3		21	52.09	1			
	43	27	6	20	1		22	11	7	26	21	4	1	18	38.66				
	44	20	9	11			20	15	5	20	20	4	4	11	40.45	2			
	45	51	9	36	3	3	50	29	8	43	44	5	1	34	41.58	4			
	47	20	2	14	1	3	16	13	6	16	14	2	3	14	33.14				
	48	16	1	13	1		15	11	1	14	14	2	2	13	24.46				
	49	8	3	5	2		8	4	4	8	8	2		5	38.40				
	50	7	3	4			7	5	3	7	7			4	46.00	1			
	51	8	6	2			6	1	1	8	6			1		5			
	52	16		16			16			16	16			15	46.26				
	18	1	96	23	69	4		94	34	2	92	92	5		72	46.81		5	6.800
		2	61	25	35	1		61	15		60	60	2		33	45.30		13	5.969
		3	77	25	46	2		76	29	4	75	75	2		49	51.89		11	6.454
		4	103	25	77	1		100	30	1	102	101			74	53.72		14	8.000
		5	37	12	22	3		36	15		34	34			24	50.08		2	
6		35	14	19	1	1	34	13		33	33	2		19	46.57	11	10.318		
7		108	22	83	1		97	22	1	105	104	11	2	81	48.08	8	9.875		
8		70	11	51	1	2	65	26		62	60	3		50	55.86	4	12.500		
9		36	8	27		1	35	20	1	35	35	2		27	47.62	4	10.375		
10		58	8	48		2	57	38		56	56	2		44	51.47	2			
11		84	21	61		2	81	39		82	77	1	1	58	50.94	10	7.130		
12		73	27	45		1	55	33		72	72	1		42	42.04	12	6.416		
13		66	33	33			58	4		66	62	2		31	45.48	22	6.386		
14		46	16	30		2	41	5		46	43			28	47.42	10	6.100		
15		87	18	69		2	82	30		83	83	7		66	44.96	10	6.750		
16		96	21	72		1	91	44	12	93	93	11	7	73	44.58	5	8.500		
17		63	16	45		2	62	20		61	61	3		45	46.33	5	6.033		
18		81	28	52			80	30		80	78	2		53	44.13	10	7.200		
19		116	17	99	5	4	110	42	6	107	107	5	13	92	48.23	3	8.500		
20		28	6	22			26	12		28	28		1	22	43.68	2			
21		53	19	33		1	50	16		52	48	5		33	44.30	7	6.214		
22		136	8	128			128	13	1	136	134	6	4	126	41.39	4	7.375		
23		32	8	24			32	4	2	32	32			24	50.40	6	6.833		
24		41	4	40			40	1		41	40	1		37	50.29	2			
25		163	14	149		4	159	50		156	152	11		139	51.29	11			
26		112	23	83		4	101	51		108	103	10		82	46.34	5	6.900		
27		108	21	84		3	98	58	2	105	105	10		76	45.52	8	8.875		
28		120	15	101		4	120	65		115	115	5	1	99	46.80	2			
29		59	6	52		1	59	32		58	57	1		51	45.27	2			
30		63	12	50		1	63	32		62	62			51	46.09	2			
31		118	10	104		3	113	55	22	114	110	27	1	96	44.34	3	6.166		
32		82	4	74		3	82	12	20	80	77	6		74	51.33	2			
33		18	4	14		1	18	4		17	17	1		13	41.76	3			
34	44	3	41			40	1	18	41	41	8		34	49.64	1	10.000			
35	45	7	38			40	2	14	40	40	1		32	51.25	4	5.875			
36	106	19	87		1	103	62	11	103	101	11		78	48.20	4				
37	130	8	122		3	122	25	1	129	129	5		71	49.83	1				
38	40	3	37		1	39	31		39	38	1		36	44.52	1				
39	69	11	57		1	69	23		68	65	2	1	54	49.65	2				
42	64	8	52		4	62	36		60	55	6		46	50.78					
43	24	3	21		6	24	4	1	24	24			20	52.80	1				
44	65	3	56			64	39	8	59	59	10		39	46.48					
45	33	2	31		1	33	8		33	33			29	54.82					
46	94	4	86		3	90	34	12	90	90	16		84	57.13					
47	36	4	32		1	34	14		36	36	5		31	50.90	1				
48	45	4	41			41	12		45	45	4		39	50.00	1				
49	39	7	31		1	37	18	1	38	37	4	1	29	50.65	2				
50	34	9	25			34	13		34	34			23	55.04	4	10.250			
51	79	12	63		3	75	38	1	75	73	9		62	42.16	3	8.000			
52	58	4	53		1	58	18	3	57	57	7		52	46.09					
53	62	4	55		2	59	19	12	59	58	12		54	45.31					
54	39	4	35			38	5	1	39	39			34	49.02	1				
55	78	9	67		1	70	19	4	76	76	8	2	63	46.31					
56	129	6	118		5	129	26	12	124	124	6	2	119	41.37	2				
57	54	3	44		2	54	30	30	47	47	13		46	45.56	1				
58	36	6	27		3	35	25	21	33	33	9		27	39.29	3				
59	59	12	41		5	59	30	11	53	53	4		45	43.24	1	6.966			
60	90	9	79		2	86	58	14	88	87	16	1	76	55.10	3	6.333			
61	50	6	44			50	33	5	50	48	5		44	49.09					
62	77	4	71		2	74	17	9	75	75	22		67	45.92	1				
63	40	4	35		1	32	27	23	39	39	11		33	38.60					
64	13	5	8			13	11	8	13	13	2		7	50.00	3	8.333			
65	65	2	62		1	63	22	21	64	63	21		59	41.06					
66	57	9	47		1	54	39	31	56	55	2		45	45.42	1				
67	16	3	13			15	13	4	16	16	1		12	40.41					
68	11	6	5			11	8	8	11	11			5	24.00	1				
69	70	7	61		2	66	62	55	68	65	7		59	32.16					
19	1	108	22	82	2	2	107	44	21	104	104	1		82	52.26	5	8.300		
	2	118	19	95	4		113	36	1	114	113	2	3	94	53.80	5	8.600		

¹For renter - occupied dwelling units and vacant nonseasonal not dilapidated units, for rent.
²For owner - occupied dwelling units and vacant nonseasonal not dilapidated units, for sale only.

Table 3.—CHARACTERISTICS OF HOUSING FOR CENSUS TRACTS, BY BLOCKS: 1950—Con.

Census tract	Block	All dwelling units by occupancy and tenure					All dwelling units by condition and plumbing facilities			Occupied dwelling units			Contract monthly rent ¹		Value ² of one-dwelling-unit structures	
		Total	Owner occupied	Renter occupied	Vacant non-seasonal not dilapidated, for rent or sale	Other vacant and non-resident	Number reporting	No private bath or dilap.	No running water or dilap.	Total	Persons per room		Number reporting	Average monthly rent (dollars)	Number reporting	Average value (dollars)
											Number reporting	1.51 or more				
19	3	59	10	44	5	58	29	1	54	54	5	48	48.68	3	11,000	
	4	37	8	29		34	12	1	37	28		26	53.34			
	5	65	22	42	1	63	18		64	23	2	43	46.20	12	7,875	
	6	284	27	246	4	278	80		273	267	34	232	52.22	7	13,571	
	7	65	6	58	1	61	4		64	61	23	54	46.48	2		
	8	77	5	71	1	77			76	76		69	50.43	5	7,100	
	9	47	8	34		47	20	3	42	42	8	26	47.77	4	5,500	
	10	76	6	69	5	74	32	1	75	66	4	29	37.01	3	6,833	
	11	90	21	69		85	34		90	89	21	26	38.68	5	5,600	
	12	29	6	21	1	28	16	1	27	27	3	21	42.52	4	9,000	
	13	29	4	25		29	16		29	29	1	25	42.00	1		
	14	7	4	3		6			7	7		2		1		
	15	1														
	16	89	26	51	10	86	27		77	75	2	56	56.69	10	10,000	
	17	137	23	111	1	126	33	2	134	127	3	110	50.40	11	10,318	
	18	129	25	98	2	120	55	1	123	119	20	96	51.15	9	8,388	
	19	95	15	76		87	39	1	91	91	3	69	51.57	5	8,300	
	20	69	14	46	5	65	22		60	60	6	50	54.12	4	7,250	
	21	46	14	30	1	43	8		44	43		29	57.55	9	8,222	
	22	105	9	93	1	103	52	44	102	101	6	91	56.83	3	10,000	
	23	80	2	77		70	7	5	79	79		75	62.86	1		
	24	4	1	3		4	1		4	4		3	47.00			
	25	34	2	31		29	22		33	32	1	28	39.35			
	26	18	6	12		14	7	1	18	15	1	11	49.81			
	27	2														
	28	80	25	50	1	73	29		75	73	2	48	49.81	12	5,416	
	29	56	20	35		56	11		55	55	1	33	37.03	8	5,512	
	30	5	1	2		5	4	3	3	3		2				
	31	44	1	43		43			44	43		40	45.70			
	32	14	2	12		14	11	1	14	11	1	12	38.91			
	33	4	1	3		4	2	1	4	4		3	37.66			
	34	5	1	3		5	5	1	4	4		1	17.66	1		
	35	4		4		4	2		4	4		3	21.25			
	36	1														
	37	42	1	41		42	1	1	42	42		39	43.61			
	38	120	1	117	1	116	3		118	117	2	115	63.97			
	39	10	1	9		10	6		10	10	3	8	35.00	1		
	40	162	20	140	2	153	36	23	160	158	1	132	53.77	2		
	41	343	8	329	3	326	27	1	337	318	6	309	54.34	1		
	42	19	4	14		19	3		18	18	2	11	46.09	1		
	43	7	7	7		7	3		7	7		2	34.00			
	44	101	14	91	3	101	10		98	98		4	93	54.43	2	
	45	99	2	82		96	21		96	93	1	79	50.96	3	6,166	
	46	51	2	47		49	27		49	49		2	47	54.23		
	47	1														
	48	98	2	92	2	91	2		94	93	2	91	52.54			
	49	134	2	127	2	130	6		132	131	1	127	46.93			
	50	169	7	157	5	148	7	4	164	159	1	144	70.04	3	12,333	
	51	11	1	8	2	11	10	1	9	9	2	10	41.10			
	52	3		3		3	1		3	3		3	33.33			
	53	3		3		3	3	1	3	3	2	3	38.00			
	54	6	2	4		6	4	4	6	6	4	6	16.25	2		
	55	2														
	56	9	1	8		9	8	6	9	8	2	8	8.87			
	57	99	9	90		97	14	10	99	99	13	85	38.04			
	58	64	4	60		62	19	4	64	61	5	58	50.29	1		
	59	21	1	20		21	10	7	21	20	1	19	28.84	1		
	60	28	3	25		26	24	5	28	26	5	24	37.50	2		
	61	51	1	50		50	44	2	51	46	8	43	36.93			
	62	88	1	86	1	88	14		87	84	25	81	33.39			
	63	97	2	95		90	5		97	95	2	94	50.11	1		
	64	3	1	2		3	1	1	3	3		1		1		
	65	50	3	47		50	13	1	50	49	3	45	53.68			
	66	100	5	94		98	46	43	99	98	25	89	49.29	4	8,875	
	67	38	5	31		34	28	3	36	35	3	29	38.68	1		
	68	3	2	1		3	3		3	3		1				
	69	99	11	82	5	91	27	5	93	89	14	83	41.59	4	6,875	
	70	180	4	176		176	30		180	176	31	167	51.10	2		
	71	8	2	3		5	4		5	5	1	3	22.66	1		
	72	3		2		2			2	2		2				
	73	3		2		3	3		3	3		2				
	74	3	1	2		3	3		3	3		2				
	75	4		4		4	3		4	4		4	18.25			
	76	38	2	33	3	36	12		35	31	3	31	30.22			
	77	3	2	2		3	2		3	3	1	2				
	78	3	1	2		3	3		3	3		2				
	79	4		4		4	4	2	4	4		4	34.75			
20	1	76	19	56		74	18		75	73	6	74	34.60	15	3,846	
	2	67	20	47		65	25		67	66	1	66	29.79	13	5,307	
	3	34	15	19		34	3		34	34	2	34	47.15	10	6,200	
	4	127	35	89	2	120	49	10	124	119	10	87	30.77	21	5,980	
	5	43	18	25		43	17	1	43	43	4	43	31.95	13	6,538	
	6	65	20	44		64	19	9	64	64	4	43	22.18	15	5,653	
	7	31	7	24		29	27	16	31	30	3	23	16.43	4	4,125	
	8	25	6	19		25	25	15	25	24	5	19	16.70	2		
	9	21	2	21		21	21	21	21	21	5	21	11.90	2		
	10	24	3	21		24	24	22	24	24	2	24	13.42	2		

¹For renter - occupied dwelling units and vacant nonseasonal not dilapidated units, for rent.
²For owner - occupied dwelling units and vacant nonseasonal not dilapidated units, for sale only.

HOUSING—BLOCK STATISTICS

Table 3.—CHARACTERISTICS OF HOUSING FOR CENSUS TRACTS, BY BLOCKS: 1950—Con.

Census tract	Block	All dwelling units by occupancy and tenure					All dwelling units by condition and plumbing facilities			Occupied dwelling units			Contract monthly rent ¹		Value ² of one-dwelling-unit structures	
		Total	Owner occupied	Renter occupied	Vacant non-seasonal not dilap., for rent or sale	Other vacant and non-resident	Number reporting	No private bath or dilap.	No running water or dilap.	Total	Persons per room	Occupied by non-white	Number reporting	Average monthly rent (dollars)	Number reporting	Average value (dollars)
20	11	17	1	16		16	16	16	17	17		15	15.33			
	12	5		4		5	5	5	5	5	4	16	12.00			
	13	27	10	16	1	27	27	27	27	27	1	16	24.75	5	3,500	
	14	15	3	11		15	15	15	15	15	1	20	22.08	1		
	15	23	1	22		23	23	23	23	23	4	20	25.15			
	16	6	1	4		6	6	6	6	6	4	4	16.50			
	17	4	2	2		4	4	4	4	4	2	4	4.2			
	18	6	4	2		6	6	6	6	6	1	4	22.75			
	19	10	4	6		10	10	10	10	10	2	18	22.63			
	20	18	6	12		18	18	18	18	18	6	11	21.60			
	21	6		6		6	6	6	6	6	3	5	12.60			
	22	9	2	7		9	9	9	9	9	1	6	31.66			
	23	11	5	6		11	11	11	11	11	1	4	14.50			
	24	3	1	2		3	3	3	3	3	3	2	4.2			
	25	18	7	11		18	13	8	18	18	4	17	24.45	2		
	26	17	4	13		17	13	4	17	17	3	15	17.38	3	2,833	
	27	4		4		4	4	4	4	4	4	4	12.50			
	28	3	2	1		3	2	2	3	3	2	2	1.1	1		
	29	13	1	12		13	10	7	13	13	1	12	29.66			
	30	29	9	20		29	29	19	29	29	4	19	18.47	4	1,675	
	31	6		6		6	6	6	6	6	1	4	29.50			
	32	2		2		2	2	2	2	2	1	1	19.4			
	33	18		18		18	18	18	18	18	4	18	9.37			
	34	18		18		18	16	7	18	18	1	17	17.61			
	35	34	17	17		34	15		34	34	6	34	37.13	2		
	36	9	4	5	1	9	8		9	9	6	15	43.07	4	9,625	
	37	33	14	19		33	25	23	33	33	2	33	17.19	3	8,333	
	38	5	7	2		5	5	4	5	5	3	3	19.89	8	3,412	
	39	14	4	10		14	16	13	14	14	1	14	25.35	6	3,500	
	40	25	8	17		25	25	18	25	25	3	21	18.38	4	2,575	
	41	3	1	2		3	2	2	3	3	3	2		1		
	42	21	1	20		21	17	10	21	21	2	21	29.26	1		
	21	1	11	34	81	1	115	26	115	115	113	2	81	45.09	22	7,568
		2	83	34	46	2	83	16	80	80	80	1	46	50.54	13	8,076
		3	56	22	32		54	10	54	54	53	3	29	47.62	12	8,750
		4	33	16	14	2	33	4	30	30	30	3	15	51.00	12	7,208
		5	11	3	8		11	1	11	11	11		7	53.71	1	
		6	26	14	12		25	3	26	26	25	24	10	39.10	9	6,333
		7	44	18	26		43	8	44	44	44	4	16	43.38	3	4,666
		8	106	6	98		95	24	7	104	95	2	84	50.73		
		9	35	5	30		34	3	35	35	34	3	22	64.00		
		10	41	17	24		41	7	41	41	41	1	23	46.17	8	6,625
		11	73	24	37	8	72	30	61	59	59	4	40	46.15	7	8,642
		12	60	24	34	1	60	16	2	58	58	3	34	52.26	7	7,785
		13	70	20	46	4	68	15	66	65	65	4	48	45.35	13	8,153
		14	50	27	23		50	2	50	49	49	4	23	49.52	24	7,995
		15	70	15	52	1	69	10	67	65	65	1	51	55.35	4	8,375
		16	80	18	54	6	76	16	72	70	70	1	57	48.56	10	8,400
17		78	32	46		75	30	77	75	75	2	46	51.08	10	8,220	
18		80	29	48	2	79	27	77	76	76	2	49	50.61	14	7,464	
19		69	17	51	1	69	13	68	68	68	2	49	54.73	8	8,937	
20		80	5	73	1	77	2	77	78	72	2	72	49.22	2		
21		86	10	74	2	86	44	84	84	84	6	69	47.98	2		
22		61	22	39		58	10	61	59	59	2	35	46.62	7	5,757	
23		46	22	24		41	8	46	41	41	4	20	35.60	9	6,555	
24		38	21	17		38	10	38	38	38	1	16	39.75	12	6,375	
25		71	20	50		70	17	70	70	70	4	33	41.70	14	5,385	
26		59	11	48		50	6	59	58	58	4	45	51.55	7	6,571	
27		62	25	36		53	10	61	56	56	3	30	48.13	12	7,625	
28		62	23	39		49	6	62	59	59	2	36	44.88	9	8,222	
29		70	26	40	2	69	22	66	66	66	1	40	52.77	15	6,500	
30		68	25	37	5	68	11	68	60	60	1	39	52.82	9	6,555	
31		90	20	69	1	85	41	89	86	86	10	65	57.36	7	10,571	
32		77	16	57	3	73	32	73	73	73	5	44	52.34			
33		86	11	72	3	79	34	83	75	75	4	67	48.61	3	13,500	
34		96	13	80		90	52	93	88	88	4	76	49.94	4	8,250	
35		26	7	18		24	6	25	23	23	1	17	50.82	1		
36		67	13	53	1	53	1	66	54	54	1	42	57.83	4	8,500	
37		36	3	32		35	11	35	35	35	1	32	46.12	1		
38		54	8	44		50	6	52	50	50	1	39	55.74	1		
39		43	15	28		26	8	43	34	34	5	23	29.60	4	4,750	
40		23	4	16		20	13	20	20	20	1	16	29.87	1		
41		23	5	18		21	12	23	23	23	5	16	32.25			
42		21	7	14		18	5	21	19	19	20	14	29.21	3	7,666	
43		9	5	4		9	3	9	9	9	9	4	27.25	2		
44		56	6	50		56	1	56	54	54	20	50	32.04	5	6,000	
45		43	27	16		34	1	43	31	31	4	11	36.90	12	6,266	
46		67	20	46	1	62	9	66	64	64	2	46	33.86	14	5,642	
47		45	20	24		44	5	45	45	45	2	23	35.86	16	5,312	
48		33	22	11		33	2	33	33	33	3	11	24.09	16	4,531	
49	20	13	6		18	5	19	19	19	1	6	25.00	10	3,460		
50	23	6	17		23	7	23	23	23	3	17	23.94	3	5,666		
22	2	1														

¹For renter - occupied dwelling units and vacant nonseasonal not dilapidated units, for rent.
²For owner - occupied dwelling units and vacant nonseasonal not dilapidated units, for sale only.

Table 3.—CHARACTERISTICS OF HOUSING FOR CENSUS TRACTS, BY BLOCKS: 1950—Con.

Census tract	Block	All dwelling units by occupancy and tenure					All dwelling units by condition and plumbing facilities			Occupied dwelling units			Contract monthly rent ¹		Value ² of one-dwelling-unit structures		
		Total	Owner occupied	Renter occupied	Vacant non-seasonal not dilap., for rent or sale	Other vacant and non-resident	Number reporting	No private bath or dilap.	No running water or dilap.	Total	Persons per room		Number reporting	Average monthly rent (dollars)	Number reporting	Average value (dollars)	
											Number reporting	1.51 or more					Occupied by non-white
22	3	2															
	4	43	7	36		43	43	41	43	40	4	43	31	12.41	4	2,000	
	5	11	5	6		10	10	10	11	11		18	3	3,300	3	1,633	
	6	18	4	14		17	17	16	18	18		18	12	1,425			
	7	11		10		10	10	10	10	10		10	10	880			
	8	10	1	9		10	10	9	10	10	3	9	9	2,433	1		
	9	11	3	8		10	10	10	11	10	2	11	7	914	2		
	10	14	1	13		14	12	10	14	14	1	14	13	1,223	1		
	11	10	2	8		10	9	9	10	10	2	10	7	842	2		
	12	11	1	10		11	11	7	11	11	2	11	10	1,370			
	13	11		11		11	11	10	11	11	1	11	9	1,355			
	14	1															
	15	7		5	1		6	5	2	6	6		6	1		3	1,933
	16	13	4	9		11	8	3	13	11	7	13	8	1,487			
	17	10	5	5		10	7	6	10	10	2	10	5	1,480	4	3,075	
	18	16	5	11		15	15	6	16	16	2	16	10	1,490	3	2,233	
	19	29	10	19		25	22	6	29	29	9	29	19	2,410	3	3,100	
	20	3	3			3	1		3	3		3	3	12	3	3,000	
	21	12	6	6		12	10	4	12	12	1	12	6	18.33	3		
	22	30	3	27		29	24	4	30	30	1	30	23	18.78	2		
	24	78	10	68		77	69	62	78	78	13	76	68	12.88	9	5,333	
	25	37	2	35		37	34	29	37	37	8	36	35	12.20	1		
	26	58	11	46		57	50	32	57	57	9	55	46	12.15	8	8,100	
	27	25	10	15		25	13		25	25	3	25	14	18.42	7	3,000	
	28	21	5	16		20	20	9	21	21	8	21	16	20.18			
	29	29	12	17		27	25	19	29	28	7	29	16	20.68	5	2,300	
	30	47	8	38		44	39	31	46	44	3	46	38	15.84	5	3,880	
	31	27	19	8		27	15	2	27	27	3	27	8	12.37	8	1,812	
	32	33	16	17		32	16	3	33	32	3	33	16	24.75	2	4,800	
	33	41	9	32		41	38	34	41	41	5	41	32	12.53	8	2,812	
	34	12	3	9		12	9	9	12	12	1	9	9	9.00	3	7,500	
	35	26		26		26	25	20	26	26	3	26	26	10.80			
	36	30	6	24		30	21	5	30	30	3	30	21	18.66	3	5,500	
	37	72	15	56		58	42	18	71	60	17	71	50	16.00	5	5,500	
	38	120	15	105		112	70	64	120	117	37	119	105	21.42	11	4,563	
	39	35	12	23		35	23	10	35	35	3	34	23	28.65	11	4,163	
	41	14	4	10		12	10	6	14	12		14	9	16.11	1		
	42	42	9	33		39	31	14	42	39	5	42	32	20.25	2		
	43	39	12	26	1	39	22	6	38	38	4	38	24	26.83	4	3,875	
	44	36	18	16	1	35	16	7	34	33	2	34	14	28.78	16	50,12	
	45	22	9	13		22	13	3	22	22	2	22	11	22.00	6	4,166	
	46	25	12	12		24	20	4	24	24	2	24	12	24.83	11	3,363	
	47	51	13	38		48	34	4	51	48	3	51	36	19.27	7	4,500	
	48	45	15	30		19	16	4	45	42	3	45	6	17.83	2		
49	26	5	21		17	12		26	24	1	26	2		2			
50	29	21	7		12	9		28	23		28	1		3	5,666		
51	27	1	26		21	21	2	27	22	4	27	22	21.59				
52	21	9	9		19	13	4	18	17		18	7	20.57	5	5,800		
53	35	16	19		30	20	1	35	30	1	35	17	33.00	11	2,781		
54	18	6	11		16	7		17	16		17	10	17.30	4	2,775		
55	15	7	8		14			15	14	1	15	8	30.62	4	3,875		
56	38	20	18		33	14	2	38	34	2	36	16	24.93	9	6,577		
57	13	7	6		12	4		13	11		13	5	21.00				
58	33	6	26		32	15	7	32	28	8	32	26	20.38				
59	18	14	4		18	8	4	18	16	1	18	4	25.00				
61	26		23		7	2		24	8		24	7	32.42				
62	17	6	11		17	11		17	17	1	17	11	19.27				
63	18	11	7		18	22		18	18	1	18	6	34.33	3	3,333		
64	48	17	31		41	26	5	48	40	6	48	25	29.00	9	5,722		
65	31	7	24		28	25	10	31	29	1	31	21	16.66	5	4,960		
66	36	3	33		36	36	25	36	36	4	36	30	17.60				
67	58	9	48		55	39	15	57	57	6	57	45	19.33	3	4,333		
68	742	1	741		730	2	2	742	723	29	738	724	28.20				
23	1	21	13	8		21	16	7	21	21	2	8	23.25	7	2,857		
	2	17	10	7		17	5		17	17		7	35.00	6	4,500		
	3	13	6	6	1	13	3		12	12	1	7	34.71	5	3,700		
	4	9	5	4		9	1		9	9		4	43.75	5	4,800		
	5	19	10	9		19	9		19	19	2	8	35.25	7	5,000		
	6	18	10	8		18	6	2	18	18		8	41.87	7	4,185		
	7	24	10	14		21	7	3	24	21	1	12	37.50	3	4,666		
	18	10	5	5		10	6		10	10	1	5	28.60	2			
	19	13	8	5		13	6		13	13		5	28.00	5	5,840		
	20	6	4	2		6	1		6	6	1	2		3	6,666		
	21	35	22	13		33	2		35	33		12	33.16	16	6,018		
	22	15	6	6		14	2		15	15	1	6	34.00	7	6,857		
	23	17	9	10	2	17	7		15	15	1	12	43.50	4	6,500		
	24	15	8	2	1	13	2		14	14	1	2	32.66	9	5,277		
	25	11	8	2		11	2		10	10		2		5	4,960		
	26	2															
27	6	4			6	6	6	4	4	1	4	4	7.75				
28	3	2	1		3	2		3	3		3	1		2			
29	6	2	4		6	5	5	6	6	1	6	4	16.00	1			
24	2	10	4	6		10	10	1	10	10	5	10	6	11.16	3	2,000	

¹For renter - occupied dwelling units and vacant nonseasonal not dilapidated units, for rent.
²For owner - occupied dwelling units and vacant nonseasonal not dilapidated units, for sale only.

HOUSING—BLOCK STATISTICS

Table 3.—CHARACTERISTICS OF HOUSING FOR CENSUS TRACTS, BY BLOCKS: 1950—Con.

Census tract	Block	All dwelling units by occupancy and tenure					All dwelling units by condition and plumbing facilities			Occupied dwelling units			Contract monthly rent ¹		Value ² of one-dwelling-unit structures			
		Total	Owner occupied	Renter occupied	Vacant non-seasonal not dilap., for rent or sale	Other vacant and non-resident	Number reporting	No private bath or dilap.	No running water or dilap.	Total	Persons per room		Number reporting	Average monthly rent (dollars)	Number reporting	Average value (dollars)		
											Number reporting	1.51 or more					Occupied by non-white	
24	3	9	7	2					9	9		9	2		6	3,050		
	4	30	25	5					30	30		3	4 4.00	2	6,777			
	5	9	6	3					9	9			3 0.33	4	7,125			
	6	18	14	4					18	18		4	3 8.75	10	8,500			
	7	20	17	3					20	20		4		14	8,142			
	8	14	11	3					14	14		3	5 0.66	9	9,888			
	9	26	17	8	1				26	25	1	7	3 0.42	14	7,464			
	10	17	17						17	18		1		16	5,937			
	11	18	17	1					18	18		1		16	7,366			
	12	22	20	2					22	22		1		18	7,666			
	13	158	125	29		4	152	51	13	154	154	7	15	29	31.41	102	4,860	
	14	2																
	15	2																
	16	54	36	16	2					52	52	1		17	3 4.47	30	5,593	
	17	44	33	11						44	44	1		11	5 6.45	33	5,545	
	18	24	17	7						24	24	1	3	6	3 3.00	14	6,500	
	19	19	18	1						19	19			1		16	7,812	
	20	18	18							18	18					18	8,611	
	21	22	16	6						21	21			6	3 0.33	15	5,815	
	22	39	33	6						39	39			6	4 1.16	30	8,426	
	23	36	30	6						36	36			6	4 9.16	30	8,333	
	24	48	30	15		1	43	1		47	43	1		12	3 5.25	27	6,622	
	25	45	30	14		1	29	3	3	44	30			7	3 6.00	9	6,277	
	26	19	12	7			18			19	19	1		2	3 2.83	8	6,237	
	27	7	5	2			7			7	7			2		4	6,500	
	28	23	15	8			23		3	23	23	1		8	2 6.87	9	7,000	
	29	19	12	7			19			19	19	1		9	3 4.57	12	5,900	
	30	41	32	9			41	17	14	41	41	1		9	2 7.11	27	5,037	
	31	20	5	15			19	4		20	19			14	2 7.50	3	6,566	
	32	32	10	22			32	24	21	32	32			14	1 5.00	6	5,250	
	33	34	18	16			34	10		34	34	4		16	3 4.06	10	4,900	
	34	27	12	15			27	7		27	27	4		15	4 3.00	9	5,500	
	35	30	23	6	1		30	3		29	29			6	2 8.83	19	7,105	
	36	27	19	8			27	1		27	27	1		7	3 7.42	16	7,343	
	37	30	24	6			30	2		30	30			6		27	7,496	
	38	30	24	6			30	2		30	30	1		6	4 7.66	23	7,286	
	25	4	1							3	1							
		5	3							4	4							
		6	2							4	4							
		7	27	19	8		2	38	2	2	46	38			22	4 8.45	15	8,900
		8	10	10				32	24	24	32	32	1		10	4 4.30	6	11,666
		9	5	5				21	8		30	22			3	4 0.33	15	8,166
		10	11	9	2		1	11	8	5	16	15	1		2		11	3,845
		11	20	11	9			17	8	5	20	19			9	1 9.66	9	4,900
		12	35	24	11			29	8		35	31			7	2 2.85	21	5,319
		13	17	10	7			13			17	13		8	6	2 2.85	6	7,216
		14	12	12				12			12	12			10	3 7.16	1	9,020
		15	43	10	33			43			43	43			2	6 0.40	9	9,288
16		15	15				15			15	15			2	3 9.96	9	6,111	
17		40	32	8			40	28	8	40	43	2		28	3 9.96	9	4,464	
18		7	7				7	2	2	7	7			3	3 7.30	3	3,185	
19		4	1	3			4	2	1	4	4			3	2 1.33	1	3,185	
20		8	8				8	3	3	8	8			1		8	3,975	
21		5	3	2			5	9	2	5	5	1		3	2 8.36	2	8,568	
22		26	15	9		2	26	1		24	24			10	3 9.30	12	1,933	
23		27	18	9		2	27	3	1	26	26	1		9	3 2.00	12	1,600	
24		15	12	3			13	2		15	11			1	7 7.72	1	7,772	
25		21	16	5			21	4		20	20			3	5 5.00	11	12,400	
26		22	22				22			22	22			15	2 1.96	26	6,111	
27		36	31	5			36	17	2	36	35	4		3	2 1.96	14	3,707	
28		30	28	2			30	4	1	30	28	2		3	1 9.00	7	4,585	
29		31	24	7		1	31	4		31	30			10	4 0.33	7	4,585	
30		33	24	8		1	33	5		33	32	1		2	4 3.22	13	6,346	
31		33	13	10			33	3		33	32			1	2 7.42	20	6,266	
32		33	13	10			33	3		33	33			9	3 6.77	10	7,150	
33		12	9	3			11	6	2	12	12			2		8	9,062	
34		6	6				6	8		6	6			2		5	8,340	
35		8	8				8	6		8	8			2		6	11,166	
36		2	2				2	6		2	2			6	3 6.66	2		
37		9	9				9	3		9	9			3	4 3.66	7		
38		11	7	4		1	11	3		16	18	1	6	4	3 8.00	7	5,300	
39		4	4				4	2		4	4			3	3 7.57	7	6,342	
40		1	1				1	2		1	1			4	3 5.00	4	7,125	
41		6	5	1			6	5		6	6			6	3 3.16	4	5,800	
42		15	9	6			16	11	5	18	18	1		4	2 3.87	5	5,800	
43		11	9	2			10	4	3	11	11			1		8	4,512	
26		1	18	12	5		18			18	18			6	2 5.00	5	5,000	
		2	16	10	6		16	4		16	16			16	2 4.00	8	5,000	
		3	47	17	28	2	47	15		45	45	2		4	2 9.96	7	5,500	
		4	55	29	26		54	20	4	54	52	4		4	3 3.08	25	5,000	
		5	35	23	12		35	8		35	35			1	3 2	12	4,266	
		6	45	29	14		45	23	5	43	43	1		4	2 3.00	16	4,266	
		7	20	9	10		20	14	3	19	19	2		19	4 4.20	8	4,320	

¹For renter-occupied dwelling units and vacant nonseasonal not dilapidated units, for rent.
²For owner-occupied dwelling units and vacant nonseasonal not dilapidated units, for sale only.

Table 3.—CHARACTERISTICS OF HOUSING FOR CENSUS TRACTS, BY BLOCKS, 1950—Con.

Census tract	Block	All dwelling units by occupancy and tenure					All dwelling units by condition and plumbing facilities			Occupied dwelling units			Contract monthly rent ¹		Value ² of one-dwelling-unit structures		
		Total	Owner occupied	Renter occupied	Vacant non-seasonal not dilap., for rent or sale	Other vacant and non-resident	Number reporting	No private bath or dilap.	No running water or dilap.	Total	Persons per room		Number reporting	Average monthly rent (dollars)	Number reporting	Average value (dollars)	
											Number reporting	1.51 or more					
26	9	14	6	6	1	1	1	5	2	1	1	6	7	2	5	5.10	
	10	86	50	34	1	1	1	44	3	1	1	1	3	3	3.77		
	11	64	30	34				30	17	1	1	1	1	1	1	4.08	
	12	41	18	23				39	17	1	1	1	1	1	1	4.86	
	13	35	23	12				35	19	1	1	1	1	1	1	4.25	
	14	55	23	32				54	20	1	1	1	1	1	1	3.77	
	15	34	13	21				34	20	1	1	1	1	1	1	2.63	
	16	49	15	34				48	6	1	1	1	1	1	1	2.99	
	17	62	31	31				58	3	1	1	1	1	1	1	3.99	
	18	49	15	34				48	1	1	1	1	1	1	1	4.60	
	19	62	31	31				58	3	1	1	1	1	1	1	3.55	
	20	14	4	10				11	10	1	1	1	1	1	1	3.61	
	27	1	22	17	5	1	2	2	2	2	2	2	1	5	4	15	7.44
		2	55	25	30				54	1	1	1	1	1	1	1	7.32
		3	41	23	18				41	1	1	1	1	1	1	1	6.84
		4	24	14	10				24	1	1	1	1	1	1	1	5.33
		5	53	22	31				53	3	1	1	1	1	1	1	5.26
		6	58	28	30				52	3	1	1	1	1	1	1	5.26
		7	42	29	13				42	1	1	1	1	1	1	1	4.96
		8	17	13	4				16	1	1	1	1	1	1	1	5.38
9		7	7					7	2	1	1	1	1	1	1	4.50	
10		38	21	17				37	1	1	1	1	1	1	1	5.00	
11		45	23	22				41	13	1	1	1	1	1	1	5.00	
12		49	23	26				47	14	1	1	1	1	1	1	5.77	
13		48	34	14	1	1	1	46	20	1	1	1	1	1	1	4.81	
14		34	26	8				34	1	1	1	1	1	1	1	5.13	
15		36	27	9				36	1	1	1	1	1	1	1	7.96	
16		33	16	16				31	3	1	1	1	1	1	1	7.25	
17		26	15	11	1	1	1	26	2	1	1	1	1	1	1	6.42	
18		23	15	7				22	2	1	1	1	1	1	1	7.00	
19		60	35	25				59	10	1	1	1	1	1	1	5.36	
20		46	24	22				43	18	6	1	1	1	1	1	4.86	
21		30	17	12				28	13	1	1	1	1	1	1	5.50	
22		36	23	13				35	15	1	1	1	1	1	1	4.22	
23		21	18	2				21	13	7	1	1	1	1	1	3.78	
24		44	18	24				44	28	20	1	1	1	1	1	4.04	
25		39	18	19				37	14	3	1	1	1	1	1	4.53	
26		50	32	18				49	19	3	1	1	1	1	1	5.06	
27		36	29	7				34	17	5	1	1	1	1	1	3.59	
28		1	1					1									
29		22	9	13				22	2	2	1	1	1	1	1	6.61	
30		23	20	3				23	3	2	1	1	1	1	1	5.69	
31		10	8	2				10	8	1	1	1	1	1	1	6.93	
32		8	7	1				8	8	2	1	1	1	1	1	5.57	
33		4	30	18				45	3	2	1	1	1	1	1	5.16	
34		21	9	12				21	11	2	1	1	1	1	1	4.15	
35		39	31	8				39	38	3	1	1	1	1	1	4.18	
36		45	24	20				42	44	2	1	1	1	1	1	4.44	
37		46	32	14				42	46	2	1	1	1	1	1	4.37	
38		46	30	16				45	45	2	1	1	1	1	1	3.48	
39		32	24	7	1	1	1	31	5	1	1	1	1	1	1	4.02	
40		42	25	17				39	13	1	1	1	1	1	1	4.34	
41	37	26	11				34	11	5	1	1	1	1	1	5.69		
42	46	28	16				43	20	13	1	1	1	1	1	5.71		
43	28	12	16				23	16	13	1	1	1	1	1	3.43		
44	4	3	1				4	2	1	1	1	1	1	1	6.25		
45	4	3	1				4	2	1	1	1	1	1	1	6.25		
46	4	3	1				4	2	1	1	1	1	1	1	6.25		
47	46	28	18				44	13	3	1	1	1	1	1	4.86		
48	32	28	4				31	15	8	1	1	1	1	1	5.46		
49	40	29	11				37	20	15	1	1	1	1	1	4.82		
50	41	30	11				40	21	13	1	1	1	1	1	4.79		
51	27	20	7				24	9	13	1	1	1	1	1	3.95		
52	24	13	11				24	21	10	1	1	1	1	1	2.30		
28	1	38	21	16			28	1	1	1	1	1	15	38.13	15	6.60	
	2	42	27	15			36	1	1	1	1	1	13	40.61	13	7.48	
	3	39	30	9			39	1	1	1	1	1	9	43.66	9	6.33	
	4	43	26	17			42	1	1	1	1	1	16	41.62	16	6.91	
	5	26	16	10			26	3	1	1	1	1	7	34.14	7	5.84	
	6	40	23	15			40	2	1	1	1	1	15	41.33	15	6.22	
	7	48	20	28			47	2	1	1	1	1	15	44.14	15	5.81	
	8	30	24	6			30	3	1	1	1	1	28	27.33	28	6.49	
	9	32	25	7	1	1	1	32	3	1	1	1	6	32.20	6	7.22	
	10	48	27	20			47	2	1	1	1	1	18	50.72	18	6.31	
	11	48	30	18			45	1	1	1	1	1	18	38.50	18	7.08	
	12	50	27	23			47	1	1	1	1	1	23	35.60	23	7.38	
	13	6	1				6									6.66	
	14	26	19	5	5	1	1	25	1	1	1	1	3	5.00	3	7.15	
	15	47	30	17			47	7	1	1	1	1	15	42.00	15	6.90	
	16	40	25	15			40	1	1	1	1	1	14	52.00	14	8.36	
	17	36	26	10			36	1	1	1	1	1	9	56.44	9	7.63	
18	40	30	10			40	4	1	1	1	1	10	17.90	10	7.02		
19	33	22	11	1	1	1	33	4	1	1	1	10	13.30	10	5.22		
20	25	18	7			25	3	5	1	1	1	6	35.50	6	6.80		
21	26	11	14			26	2	1	1	1	1	14	31.85	14	7.16		

¹For renter - occupied dwelling units and vacant nonseasonal not dilapidated units, for rent.
²For owner - occupied dwelling units and vacant nonseasonal not dilapidated units, for sale only.

HOUSING—BLOCK STATISTICS

Table 3.—CHARACTERISTICS OF HOUSING FOR CENSUS TRACTS, BY BLOCKS: 1950—Con.

Census tract	Block	All dwelling units by occupancy and tenure					All dwelling units by condition and plumbing facilities			Occupied dwelling units			Contract monthly rent ¹		Value ² of one-dwelling-unit structures		
		Total	Owner occupied	Renter occupied	Vacant non-seasonal not dilapidated, for rent or sale	Other vacant and non-resident	Number reporting	No private bath or dilap.	No running water or dilap.	Total	Persons per room		Occupied by non-white	Number reporting	Average monthly rent (dollars)	Number reporting	Average value (dollars)
											Number reporting	1.51 or more					
28	22	33	25	8					33	26			6	41.16	19	6.763	
	23	29	17	12				29	28			8	39.87	16	5.818		
	24	37	21	15		1		36	36			12	38.50	14	6.007		
	25	39	18	19		1		37	37			18	36.38	10	6.550		
	26	49	23	23	2			49	45	2		24	35.91	11	7.581		
	27	65	32	33		1		64	64		1		31	42.61	16	6.437	
	28	43	20	22		1		42	41				22	34.72	11	6.636	
	29	32	20	10		2		31	29		1	9	8	45.87	16	6.612	
	30	10	3	6		1		10	9				5	43.00	1		
	31	17	8	9		1		17	17				7	33.77	5	6.260	
	32	65	29	34	1	1		63	61	1	1	8	33	42.51	18	6.538	
	33	19	4	14		1		19	18				14	39.50	1		
	34	40	19	20	1			39	38			9	19	43.68	7	6.642	
	35	23	7	16				23	23				16	40.00	2		
	36	45	18	27				45	43				23	40.73	10	5.630	
	37	43	27	16				42	41		1		15	39.60	14	6.328	
	38	26	21	5				24	22				5	42.80	16	6.293	
	39	10	4	6				8	10				5	24.60	3	8.000	
	29	1	1														
		3	14	12	2			14	14						12	29.125	
		4	11	6	5			11	11						10	28.300	
		5	11	6	5			11	11			1	1		6	29.000	
		6	11	6	5			11	11						5	27.500	
		7	11	6	5			11	11						6	5.454	
		8	11	6	5			11	11			1	6	29.33	11	13.000	
		9	11	6	5			11	11						5	14.347	
		10	11	6	5			11	11						9	23.000	
		11	11	6	5			11	11						9	23.000	
		12	50	32	18			48	50	49				17	58.17	26	7.711
		13	40	28	12		1		40	37				9	45.77	25	6.008
		14	55	43	12				55	55				11	38.00	34	6.805
		15	36	27	9				36	35			1	9	52.88	21	6.461
		16	34	25	9				34	34				9	47.55	23	7.326
		17	25	19	6		1		25	23				4	32.50	18	7.322
		18	14	9	5		1		14	14				5	36.80	8	6.000
19		30	19	11				30	29		1	10	3	31.20	18	6.555	
20		25	16	9				25	25				8	44.12	12	7.291	
21		37	28	9				37	37				9	37.22	24	7.250	
22		47	24	22		1		44	46				20	32.45	18	6.455	
23		66	46	20				66	66				19	44.00	38	7.289	
30		1	16	7	7	2		14	5				12	39.50	5	6.900	
		2	27	12	14		1	27	26		2		8	33.58	5	9.100	
		3	19	11	8			19	19				12	33.58	5	8.000	
	4	21	13	8			21	21				16	34.42	5	8.000		
	5	33	26	7			33	33		2		19	24.37	9	6.277		
	6	46	31	15			46	46				7	30.14	23	6.439		
	7	42	34	8			42	42				15	30.43	9	6.277		
	8	16	16				16	16				8	40	35.33	26	5.961	
	9	20	16	4			20	19				15	8	37.12	31	6.370	
	10	43	37	6		1		43	42			42	6	36.00	16	6.906	
	11	54	29	25			53	5	5	1	54	23	3	49.1	21	5.571	
	12	58	35	23			58	5	9	2	58	22	2	50.72	26	5.576	
	13	16	10	6			16	16	16		16	6	6	29.16	9	6.255	
	14	19	12	7			19	18	18		17	6	6	32.66	10	7.950	
	15	20	12	8		1		20	20		20	7	7	26.85	9	9.000	
	16	36	18	18			36	36	32	2	29	18	18	37.88	4	7.375	
	17	13	6	7			13	11	13		13	7	7	37.14	4	7.125	
	18	24	11	12		1		24	23		1	23	12	33.33	4	3.800	
	19	14	8	6			14	14	13		1	6	6	30.33	4	4.266	
	20	11	5	6			11	11	11			5	5	30.20	6	6.250	
	21	23	10	13			23	5	23		1	21	13	32.84	7	4.642	
	22	23	13	10			23	23	23			23	9	40.88	10	5.800	
	23	17	8	9			17	4	17			17	8	33.50	5	6.200	
	24	19	16	3			19	19	19			19	2	22	15	6.933	
	25	30	21	9			30	1	30			30	8	30.87	17	5.617	
26	20	15	5			20	1	20		2	20	5	31.40	13	5.307		
27	13	8	5			13	4	13		1	13	5	22.20	6	4.166		
28	11	7	4			11	2	11			11	4	27.50	6	5.716		
29	15	5	10			15	2	15			14	10	30.50	5	8.400		
30	17	9	7		1		17	16			11	6	37.00	4	4.250		
31	18	3	12			18	6	18			7	10	26.20	3	5.666		
32	11	6	5			11	2	11			11	4	55.50	2			
33	15	14	1			15	1	15			15	1		10	6.500		
34	15	8	7			15	3	15			15	6	22.16	5	5.400		
35	30	18	10		1		30	30		1	30	1	30.50	15	6.666		
36	30	18	10		1		30	30			30	1	33.100	6	13.583		
37	31	14	17			31	1	31			31	12	28.83	13	5.807		
38	29	15	13		1		29	29			29	11	29.72	11	5.636		
39	28	17	10		1		28	28			28	6	29.00	20	4.175		
40	30	21	9			30	11	30	6		30	6	45.3	14	5.392		
41	38	22	16			38	10	38			38	15					
42	25	19	6			25	2	25			25	5	32.50	18	8.638		
43	20	8	12			20	12	20		1	20	11	17.09	5	5.940		
44	40	11	29			40	19	40			40	28	21.89	6	5.616		

¹For renter-occupied dwelling units and vacant nonseasonal not dilapidated units, for rent.
²For owner-occupied dwelling units and vacant nonseasonal not dilapidated units, for sale only.

Table 3.—CHARACTERISTICS OF HOUSING FOR CENSUS TRACTS, BY BLOCKS: 1950—Con.

Census tract	Block	All dwelling units by occupancy and tenure					All dwelling units by condition and plumbing facilities			Occupied dwelling units			Contract monthly rent ¹		Value ² of one-dwelling-unit structures	
		Total	Owner occupied	Renter occupied	Vacant non-seasonal not dilap. for rent or sale	Other vacant and non-resident	Number reporting	No private bath or dilap.	No running water or dilap.	Total	Persons per room		Number reporting	Average monthly rent (dollars)	Number reporting	Average value (dollars)
											Number reporting	1.51 or more				
30	45	47	13	34		46	27	3	47	34	2	47	34	21.67	5	3,880
	46	28	9	19		28	14	1	28	26		28	19	24.78	7	6,026
31	1	50	26	23	1	42	13	1	49	47	1		23	58.39	14	8,857
	2	19	6	11	2	19			17	16			13	53.69	5	9,400
	3	43	24	19		41			43	41			16	63.25	18	9,416
	4	40	19	21		39			40	37			21	49.28	15	10,333
	5	47	24	22		47			46	46			22	45.13	17	8,882
	6	47	24	22		47			46	45			22	50.68	18	10,388
	7	30	12	17		29			29	29		1	13	72.69	7	13,000
	8	29	10	18		27		8	28	27	1	1	16	45.18	5	10,000
	9	43	8	34	1	39	20	1	42	38	1	1	30	48.03	3	12,000
	10	37	20	17		34	4		37	34	1	27	17	35.88	10	7,400
	11	32	13	19		29	9		32	29	2	25	16	37.75	7	6,885
	12	55	15	39	1	51	9		54	50		14	35	45.08	5	8,940
	13	33	27	6		31	1		33	31			4	58.75	24	8,937
	14	42	19	23		41			42	41			21	48.57	12	10,541
	15	54	24	30		54	6		54	51	1		28	53.21	14	8,750
	16	52	22	30		51	6		52	50			29	52.51	11	8,363
	17	57	25	32		56	10		57	55			32	51.15	10	8,400
	18	14	1	13		14			14	13			13	79.61	1	
	24	30	14	16		29			30	29			16	44.75	5	8,600
	25	57	4	53		57	1	1	57	55			51	59.60	2	
	26	113	15	96	2	104	3		111	102	1	2	88	65.04	8	11,937
	27	49	27	17	5	48	14	1	44	44		21	18	36.38	15	8,100
	28	64	31	38	5	63	19		59	58	1	10	42	49.33	9	7,277
	29	54	23	28	3	53	17		51	50	8		28	46.39	7	12,571
	30	258	107	143	8	256			107	107			241	145.00		
32	2	26	23	3		26			26	26			3	80.66	23	14,760
	3	56	15	41		56			56	54			39	49.28	12	14,458
	4	41	18	20	3	40			38	37			19	59.52	10	12,400
	5	33	21	11	1	33			32	32			9	52.88	15	11,433
	6	37	25	12		37	2		37	37			12	49.16	19	11,763
	7	31	15	15		30			30	29			11	51.63	12	10,541
	8	30	21	8		30			29	29			8	55.12	14	10,500
	9	44	13	30	1	44	2		43	43			29	54.79	4	11,125
	10	37	24	12	1	37			36	36			12	65.33	18	10,355
	11	36	23	13		36	2		36	36			10	58.00	17	10,176
	12	32	25	6	1	32			31	31			6	60.16	18	11,166
	13	27	13	13	1	27			26	26			12	58.25	6	12,534
	14	64	39	23	1	62		5	62	62	1		21	74.42	33	11,284
	15	41	25	16		41			41	41			14	53.22	13	8,446
	16	45	30	14		45		1	44	44			13	47.07	21	8,490
	17	43	23	20		42			42	42			19	43.78	20	9,100
	18	88	25	62	1	87		2	85	85	2		59	48.59	20	8,215
	19	43	16	26	1	41			42	41			25	42.32	8	9,437
	20	55	19	36		55			55	55			33	43.24	12	8,458
	21	51	26	24	1	51	2		50	50			23	53.08	16	8,950
	22	42	17	23	1	42		1	40	40			22	53.86	14	9,121
	25	46	27	19		46			46	44			16	46.50	19	10,263
	26	41	22	19		41			41	41			19	47.94	14	10,071
	27	55	24	29	2	55	2		53	53	1		30	46.93	7	10,385
	28	35	15	19	1	35	4	1	34	34			19	54.63	3	10,166
29	43	15	27	1	42		1	42	42			26	45.96	3	8,500	
30	27	2	23	2	27			25	25			25	85.52			
31	44	25	19		41			44	40		2	16	43.68	6	10,833	
33	1	35	15	19	1	35			34	33			19	53.89	11	10,472
	2	32	22	10		32			32	32			8	60.50	19	9,452
	3	46	29	17		46	1	1	46	45			16	52.31	22	13,545
	4	55	14	41		55	1		55	54	1	2	37	72.72	6	9,833
	5	189	7	182		189			189	187		3	173	60.61	5	14,600
	6	57	24	33		54	9	1	57	54	3		30	41.53	18	7,055
	7	58	28	30		53	11		58	54	1		27	45.88	17	6,294
	8	47	19	28		43	11		47	43	2		24	39.58	15	5,220
	9	38	15	21		35	3	2	36	35			19	34.15	7	6,042
	10	33	23	10		30	2	2	33	31	1	15	8	41.50	16	7,131
	11	32	16	15	1	30			31	28	1		12	37.16	15	6,533
	12	42	20	21		37	2		41	36			18	49.88	14	6,821
	13	44	20	22	2	41	4		42	37	1		20	41.25	7	7,357
	14	44	11	32	1	42	1	1	43	41			32	49.00	6	19,750
	15	46	22	22	1	45	1		44	43	1	3	19	123.78	14	15,571
	16	42	27	14		42	1		41	41			10	64.90	25	11,740
	17	28	22	6		27			28	27			6	65.50	18	10,638
	18	35	22	13		35	1	1	35	35			13	49.53	19	11,105
	19	45	23	20	2	43			43	41			21	44.57	16	9,406
	20	44	21	23		43			44	43			21	42.52	14	8,821
	21	49	19	29		47	1	1	48	47			27	54.03	14	10,285
	22	36	26	8	1	34	1		34	32			8	43.50	21	10,571
	23	24	24			24			24	24					22	11,431
	24	38	17	17	2	36	3	3	34	32			16	59.93	12	11,563
	25	63	35	26	1	59			61	60	1		22	58.27	24	11,666

¹For renter-occupied dwelling units and vacant nonseasonal not dilapidated units, for rent.
²For owner-occupied dwelling units and vacant nonseasonal not dilapidated units, for sale only.

HOUSING—BLOCK STATISTICS

Table 3.—CHARACTERISTICS OF HOUSING FOR CENSUS TRACTS, BY BLOCKS: 1950—Con.

Census tract	Block	All dwelling units by occupancy and tenure					All dwelling units by condition and plumbing facilities			Occupied dwelling units			Contract monthly rent ¹		Value of one-dwelling-unit structures			
		Total	Owner occupied	Renter occupied	Vacant non-seasonal not dilap., for rent or sale	Other vacant and non-resident	Number reporting	No private bath or dilap.	No running water or dilap.	Total	Persons per room		Number reporting	Average monthly rent (dollars)	Number reporting	Average value (dollars)		
											Number reporting	1.51 or more					Occupied by non-white	
33	26	25	6	19					25	25			18	58.27	2			
	27	1651	16	145		152	5	5	152	152		3	127	95.10	11	14,318		
	28	152	19	133		14	1	1	152	152		2	126	78.05	11	9,636		
	29	755	36	38					74	73		1	34	38.55	24	7,833		
	30	82	44	37					81	80		2	37	43.37	34	8,220		
	31	35	12	21	2				33	33		2	18	57.27	7	6,171		
	32	35	31	25		1			36	35		3	24	46.08	26	7,915		
	33	36	29	7		1			38	38		1	7	39.14	23	6,743		
	34	39	15	23	1				27	27		1	13	40.36	10	6,090		
	35	27	11	16					27	27		16	16	39.43	8	5,900		
	36	41	21	20					41	39		8	17	37.11	17	6,723		
	37	33	18	14					32	31		5	14	30.28	15	7,006		
	38	18	12	4	2				16	16	1		4	36.25	11	5,909		
	39	12	10	2					12	12		2	2		8	15,075		
	40	12	6	5	1				11	11		1	6	28.00	5	7,100		
	41	25	16	9					25	21		10	4	45.25	13	6,953		
	42	53	30	23					53	50	1	32	17	43.00	20	6,975		
	34	1	30	8	20		2		30	28			18	101.22	5	20,700		
		2	13	10	2		1		13	12			2		9	13,888		
		3	8	7					7	7					6	13,250		
		4	20	4	16				20	20			15	49.80	4	10,500		
		5	6	6					6	6					6	13,833		
		6	13	13					13	13					13	14,069		
		7	15	14	1				15	15			1		14	19,500		
		8	15	7	1	1			11	11			3		5	15,600		
		9	13	13		1	1		12	11								
		10	15	2	13				14	14			1		13	46.69		
		11	15	2	13				14	14			1	1	13	78.33	15	16,400
		12	24	2	22				24	24								
		13	10	10					10	10								
		14	22	10	12				21	22				7	55.28	7	9,285	
		15	30	16	14				30	30				5	70.60	15	10,733	
		16	39	21	18				39	39				17	61.82	19	11,894	
		17	10	9	1				10	10				1		8	15,437	
		18	46	17	29				46	42				24	67.33	11	16,272	
		19	13	12	1				13	12						12	21,833	
		20	10	5	5				10	10				5	73.60	4	21,000	
		21	16	16					16	16						16	17,093	
		22	16	11	4		1		16	15			3		3	74.33	11	18,636
		23	16	16					16	16						16	17,781	
		24	59	18	40	1			57	58			1	39	61.64	17	18,823	
		25	12	11	1				12	12				1		11	14,363	
26		13	13					13	13						10	57.10	25	15,760
27		18	18					18	18				2		16	23,937		
28		20	20					20	20						16	13,937		
29		11	11					11	11						21	16,666		
30		15	14	1				14	15				2		13	15,423		
31		19	11	8				19	15				24	52.54	17	12,323		
32		22	21	1				22	22				1		18	13,694		
33		41	1	40				41	57				40	60.80	13	11,976		
34		64	4	60				63	64			1	55	49.87	1			
35		46	8	37		1		46	45		1		36	61.22	7	9,000		
36		37	18	18				36	35				17	55.35	14	9,835		
37		37	30	7				37	37				6	74.83	26	14,346		
38		58	37	20	1			57	57				20	53.80	33	12,378		
39		52	36	15	1			52	51				14	62.85	28	12,642		
40		14	12	2				14	14				2		11	10,545		
41		24	15	9				24	22				8	52.12	13	11,846		
42		55	32	22	1			55	54				22	51.90	26	10,946		
43	64	21	43				61	64		1		41	54.17	15	10,046			
44	48	17	31				48	48				31	60.51	6	12,000			
45	23	11	12				23	23				11	45.09	8	19,375			
46	37	14	23				36	37				22	51.18	4	12,000			
47	20	17	13				20	20				12	58.83	6	9,000			
48	18	18					18	18						18	14,722			
49	121	43	78				120	1	1			75	86.00	43	16,476			
50	33	19	14				32	33				9	108.44	16	18,375			
51	137	15	122				129	137		2		4	83.22	10	20,100			
35	1	290	14	272	3	1	283	3	2	286	285		5	267	73.44	5	15,600	
	2	58	20	38			56	58		58	58			36	71.94	18	9,388	
	3	168	22	143	1	2	158	164		165	164		3	139	63.51	15	11,533	
	4	81	35	46			74	78		81	78		1	43	47.62	22	8,772	
	5	33	19	14			31	33		33	33		1	12	48.58	14	8,635	
	6	58	9	49			58	54		58	54		2	48	53.52	3	7,000	
	7	30	15	15			23	30		30	30			14	39.64	9	7,644	
	8	46	25	21			46	46		46	46			20	46.20	22	8,386	
	9	38	17	21			37	38		38	37			19	34.89	14	7,357	
	10	38	24	14			35	38		38	34		1	7	48.41	17	7,117	
	11	84	20	62	1	1	82	5	1	82	82		6	61	51.59	8	6,500	
	12	23	10	13			23	2	1	23	23			13	34.23	7	5,357	
	13	22	14	8			22	1		22	22			7	33.85	11	6,154	
	14	57	38	19			51	2		57	48		1	16	36.56	31	8,670	
	15	46	24	19			46	3		43	43		2	19	46.15	15	8,080	
	16	51	29	21			51	1		50	50			21	40.38	19	7,736	
	17	56	23	33			44	2	2	56	55			32	45.78	16	9,281	
	18	119	8	109	1		114	1		117	114		6	106	63.60	7	11,571	
19	180	9	169			171	1		178	178		1	164	81.88	7	14,142		

¹For renter - occupied dwelling units and vacant nonseasonal not dilapidated units, for rent.
²For owner - occupied dwelling units and vacant nonseasonal not dilapidated units, for sale only.

Table 3.—CHARACTERISTICS OF HOUSING FOR CENSUS TRACTS, BY BLOCKS: 1950—Con.

Census tract	Block	All dwelling units by occupancy and tenure					All dwelling units by condition and plumbing facilities			Occupied dwelling units				Contract monthly rent ¹		Value ² of one-dwelling-unit structures	
		Total	Owner occupied	Renter occupied	Vacant non-seasonal not dilap. for rent or sale	Other vacant and non-resident	Number reporting	No private bath or dilap.	No running water or dilap.	Total	Persons per room		Occupied by non-white	Number reporting	Average monthly rent (dollars)	Number reporting	Average value (dollars)
											Number reporting	1.51 or more					
35	20	55	4	48		3	53		52	52			45	55.60	2		
	21	68	22	46			53	9	68	67		1	44	41.72	9	6,888	
	22	42	13	28	1		37		41	41	1		27	48.51	7	7,328	
	23	57	19	38			53	7	57	55			35	44.57	12	8,208	
	24	8	5	2		1	7		7	7			2		4	5,750	
25	22	13	8		1	22	5	21	21	1	1	8	31.75	10	5,650		
36	1	10	4	5		1	9		9	9			2		3	6,500	
	2	63	52	8		3	61		60	60			7	56.57	46	11,336	
	3	54	47	6		1	41		53	53			6	53.83	44	12,727	
	4	67	38	29			67		67	67	2	1	26	60.38	29	11,851	
	5	65	38	27			65		65	65			27	58.00	34	11,676	
	6	64	51	13			64		64	64			12	51.58	47	10,691	
	7	61	47	14			61		61	49	1		7	49.85	33	10,318	
	8	63	41	22			63		63	51			15	71.46	29	13,666	
	9	42	39	2		1	42		41	41			2		39	23,576	
	10	28	24	4			28		28	28		1		23	28,173		
	11	46	32	12	2		46		44	43			8	80.87	31	15,129	
	12	51	37	13		1	51	1	50	49			12	71.00	33	17,424	
	13	70	29	40		1	68		69	69			39	89.33	27	18,000	
	14	78	39	39			74	1	78	78	1		37	76.32	34	13,455	
	15	31	15	16			31		31	31	1		14	76.78	12	14,500	
	16	29	17	12			29		29	28			11	64.63	10	12,110	
	17	48	17	29		2	48		46	46	1		20	58.67	14	12,092	
	18	46	23	23			46		46	46		1		22	68.40	18	10,055
	19	38	26	11		1	37		37	36			11	53.27	21	10,523	
	20	34	23	9	2		32		32	32			9	51.00	16	13,250	
21	19	12	7			17		19	19	1		7	51.57	5	11,600		
22	23	12	11			23		23	20			10	56.00	8	12,062		
23	30	19	10	1		30	1	29	29			10	53.00	16	12,562		
24	55	34	21			53		55	54		1		19	52.36	25	14,900	
25	56	44	11	1		56	1	55	55			11	63.54	41	13,390		
26	51	44	7			51	2	51	50			7	68.00	43	12,332		
27	25	22	3			25		25	25			3	84.33	20	10,425		
37	1	40	32	6		2	39	1	38	38		1	3	53.33	24	20,645	
	2	19	16	2			19		18	18		1	1		14	24,500	
	3	39	33	4	2		38		37	37	1		4	61.50	31	19,225	
	4	36	21	15			35		36	35			15	39.46	15	8,446	
	5	34	26	8			34		34	34			8	44.62	23	8,465	
	6	29	27	2			29		29	29			2		27	8,718	
	7	35	27	8			34		35	35			8	61.50	25	9,420	
	8	23	20	2		1	23		22	22			1		19	9,315	
	9	17	15	1	1		17		16	16			2		15	9,166	
	10	24	15	9		1	23		24	24			7	62.85	7	12,500	
	11	26	15	10		1	26		25	25			9	60.77	5	10,400	
	12	13	12	1			12		13	12			1		9	7,333	
	13	11	4	7			11		11	11			7	61.85	2		
	14	1					1		1	1							
	15	29	23	6			27		29	26		10	5	40.20	18	9,611	
	16	35	26	9			35	1	35	34		13	6	57.83	19	7,710	
	17	27	23	4			27	3	27	27		18	4	39.50	23	8,217	
	18	43	14	29			37		43	41		2	25	35.36	8	6,037	
	19	30	21	9			30		30	30			8	33.50	18	7,833	
	20	29	20	9			29		29	29			8	53.12	17	9,588	
21	41	33	7	1		37		40	40			7	85.42	27	19,851		
22	34	26	8			31		34	33			8	67.25	19	12,315		
23	31	29	2			31		31	31			2		26	7,961		
24	46	27	19			34		46	42	1		18	49.11	18	7,583		
25	28	17	11			24		28	28		19	11	38.72	14	5,214		
26	27	21	5	1		24		26	25		21	5	106.80	18	5,861		
27	29	22	7			29	2	29	29			24	45.66	18	7,916		
28	31	19	12			24		31	24	1		26	37.71	12	6,875		
29	32	24	8			32	2	32	32			20	37.50	20	8,325		
30	24	18	6			22		24	22			21	42.00	15	8,026		
31	21	9	12			21		21	21			8	45.25	8	6,937		
32	36	15	21			35	1	36	36		12	20	44.15	11	8,345		
33	20	5	19			19		20	20	1		13	40.00	12	6,883		
34	49	37	12			48		49	49			33	40.25	32	9,687		
35	46	30	16			46		46	46	2		35	49.78	23	7,882		
36	32	23	7		2	25		30	25		2	20	55.83	12	7,416		
37	22	20	2			20		22	22		2	2		19	8,194		
38	29	23	6			27		29	29			6	56.66	20	7,180		
39	35	34	1			35		35	35			1		34	8,323		
40	33	28	5			32		33	33			3	29.00	27	9,518		
41	32	27	5			29		32	31			4	51.25	24	9,708		
42	2					2		2	2								
44	23	17	6			18		23	23			6	80.83	17	21,705		
45	23	8	15			22		23	23		1	14	81.50	7	23,428		
46	6	6				6	3	6	6			6	39.33				
47	19	9	10			18		19	19			10	48.90	8	8,625		
48	28	19	7	1	1	27		26	26			7	110.71	17	11,617		
49	21	16	5			21		21	21			4	39.25	14	8,535		
50	32	24	7	1		32	1	31	31	1	11	7	53.00	21	8,000		
51	28	20	4	2	2	24	4	24	24			4	43.75	16	9,250		

¹For renter - occupied dwelling units and vacant nonseasonal not dilapidated units, for rent.
²For owner - occupied dwelling units and vacant nonseasonal not dilapidated units, for sale only.

HOUSING—BLOCK STATISTICS

Table 3.—CHARACTERISTICS OF HOUSING FOR CENSUS TRACTS, BY BLOCKS: 1950—Con.

Census tract	Block	All dwelling units by occupancy and tenure					All dwelling units by condition and plumbing facilities			Occupied dwelling units			Contract monthly rent ¹		Value ² of one-dwelling-unit structures		
		Total	Owner occupied	Renter occupied	Vacant non-seasonal not dilap., for rent or sale	Other vacant and non-resident	Number reporting	No private bath or dilap.	No running water or dilap.	Total	Persons per room		Number reporting	Average monthly rent (dollars)	Number reporting	Average value (dollars)	
											Number reporting	1.51 or more					Occupied by non-white
37	52	19	17	2		18			19	19					12	9,750	
	53	31	20	11		31	3		31	31	1	15	2	10	15	7,733	
	54	25	17	8		24			25	25		18	8	8	14	13,392	
	55	41	22	17	1	41		1	39	38		8	15	15	20	8,700	
38	1	11	8	3		11	6	6	11	11			3		7	5,428	
	3	17	13	4		17	6	5	17	17	3		4	4	12	5,825	
	4	17	17			16	1		17	17					17	6,723	
	5	27	18	9		27			27	27			9	9	17	7,641	
	6	19	16	3		17	5	1	19	19	3		3	3	16	6,406	
	7	22	18	4		21	3	1	22	22		2	4	4	17	6,600	
	8	18	15	3		18	3	2	18	18			2	2	10	8,000	
	9	42	115	30	2	40	4	4	41	41	1	1	30	2	22	9,700	
	11	14	12	2		14	3		14	14		2	2	2	9	5,355	
	12	14	13	1		14	6	3	14	14	2		2	2	12	4,716	
	13	20	11	9		20	6	5	20	20	1		7	7	8	6,875	
	14	23	21	2		23	5	2	23	23	1		2	2	21	6,142	
	15	23	13	2	1	23	13	12	21	21	2		8	8	12	4,141	
	16	7	2	5		7	2		7	7			5	5	1		
	17	6	5	1		6	4		6	6	1		1	1	4	5,875	
	18	11	8	3		11	6	5	11	11			3	3	8	5,500	
	19	13	9	4		13	10	9	13	13	1		4	4	9	3,444	
	20	23	15	8		23	15	14	23	23	1		7	7	11	3,727	
	21	5	3	2		5	1		5	5			3	3	1		
	22	6	5	1		6	2	1	6	6	1				4	5,175	
	23	6	4	2		6	5	3	6	6			2	2	1		
	24	25	17	8		25	5	2	25	25			7	7	13	7,561	
	25	38	7	31		38	7		38	38	3		31	31	1		
	26	25	16	9		25	2		25	25	1		9	9	14	6,442	
	27	15	10	5		15	1	1	15	15	1		5	5	5	7,500	
	28	35	19	15		34	3		34	33	2		13	13	15	5,520	
	29	21	13	8		21	1		21	21			8	8	9	5,833	
	30	28	19	8	1	28	2	1	27	27	3		7	7	11	7,536	
	31	34	21	11		34	3	2	32	32	2		11	11	9	6,944	
	32	10	5	5		10	3	3	10	10	1		1	1			
	39	1	29	27	1		29	1		28	28	1		1		25	9,240
		2	55	47	8		55	2	1	55	55			5	5	42	10,292
3		58	48	10		58	1		58	57			9	9	37	11,759	
4		70	47	23	2	69	2	2	68	68			20	20	35	12,657	
5		34	26	8		34	2		34	34	2		8	8	25	20,220	
6		27	26	1		27	2		27	27					25	31,840	
7		41	35	6		40	4		41	41			6	6	34	19,750	
8		62	56	6		61	5		60	59			3	3	51	22,264	
9		43	13	28	2	42	2	2	41	41			27	27	10	18,950	
10		15	15			15			15	15					15	20,133	
11		49	44	4	1	47	4		48	46	1		5	5	38	20,223	
12		24	22	2		23	2		24	23					21	19,666	
13		54	35	18		51	5		53	53			17	17	31	16,912	
15		58	51	6		58	1		58	57			6	6	48	13,808	
16		55	42	13		55	1	1	55	55			10	10	38	13,434	
17		77	48	29		75	5		77	76			28	28	28	10,535	
18		66	53	13		65	1	1	65	65			11	11	51	9,678	
19		67	61	5		66	5		66	65			5	5	56	8,614	
20		19	16	2	1	19	1		18	18			1	1	17	7,841	
40		1	31	30	1		31			31	31			1		28	10,335
	2	34	33	1		34			34	34			1		33	10,215	
	3	55	44	11		55	1	1	45	45			1		43	10,693	
	4	6	1	5		6			1	1					1		
	6	38	34	4		36	1	1	38	38	1		4	4	33	8,981	
	7	35	31	4		35	2		33	33			2	2	29	9,131	
	8	34	34			32	1		34	33					34	8,417	
	9	30	26	4		30	1		29	26	1		3	3	26	9,000	
	10	34	31	3		34	1		34	34			2	2	30	9,526	
	11	32	30	2		32			31	30			1	1	28	8,850	
	12	34	31	3		34			34	34			3	3	29	9,324	
	13	46	33	13		45	1	1	45	45			64	64	76	9,311	
	15	33	31	2		33			36	36			2	2	34	8,920	
	16	33	33			31			32	29			1	1	31	8,800	
	17	39	37	2		37			39	38	1		1	1	37	9,008	
	18	35	34	1		35			35	33			1	1	34	8,985	
	19	40	40			34		1	40	39					36	8,958	
	20	35	35			31			35	34					29	8,637	
	21	37	34	2		37	3		36	36			2	2	31	7,990	
	22	39	37	2		39			39	39	1		2	2	34	8,685	
23	61	48	10	3	60			58	57			9	9	36	6,944		
24	24	16	7		24			23	23	1		7	7	14	10,892		
25	16	13	3		16			16	16			3	3	11	9,409		
26	37	33	4		37			36	36			1	1	32	10,787		
27	22	19	3		22			22	22			1	1	19	8,052		
28	18	16	2		18			18	18					16	9,643		
29	16	13	3		16		1	15	14			3	3	11	9,372		
30	21	21			21			21	20			1	1	17	9,900		

¹For renter - occupied dwelling units and vacant nonseasonal not dilapidated units, for rent.
²For owner - occupied dwelling units and vacant nonseasonal not dilapidated units, for sale only.

Table 3.—CHARACTERISTICS OF HOUSING FOR CENSUS TRACTS, BY BLOCKS: 1950—Con.

Census tract	Block	All dwelling units by occupancy and tenure					All dwelling units by condition and plumbing facilities			Occupied dwelling units				Contract monthly rent ¹		Value ² of one-dwelling-unit structures		
		Total	Owner occupied	Renter occupied	Vacant non-seasonal not dilap., for rent or sale	Other vacant and non-resident	Number reporting	No private bath or dilap.	No running water or dilap.	Total	Persons per room		Occupied by non-white	Number reporting	Average monthly rent (dollars)	Number reporting	Average value (dollars)	
											Number reporting	1.51 or more						
40	31	17	14	2	1	17	1	1	16	15					15	8,066		
	32	22	20	2		20	1		22	22			1		19	9,042		
	33	18	18			17			18	18					17	7,794		
	34	26	17	9		26			26	26	1		9	53.00	17	7,135		
	35	32	11	21		32		1	32	32	1		18	51.88	9	8,444		
	36	19	15	3		19	1		18	18			3	45.00	10	7,100		
	37	22																
	39	12	11	1		12	2	1	12	12			1		10	7,550		
	40	15	12	1	1	15			13	13			1		11	6,154		
	41	27	15	12	1	27	1	1	27	27			10	463.0	11	8,772		
	42	22	16	6		22			22	22			6	41.66	14	8,535		
	43	15	13	1		15		1	14	14			1		13	8,784		
	44	19	15	4		19			19	19			4	77.50	14	8,000		
	45	16	14	1		16			15	15			1		14	10,500		
	46	13	9	3		13	1		12	10			2		9	8,888		
	47	24	21	3		22			24	21			3	45.66	17	9,176		
	48	21	16	5		21			21	21			5	68.00	13	8,615		
	49	19	19			19			19	19	1				19	9,242		
	41	1	17	9	8		17			17	17				8	467.5	9	11,611
		2	32	25	7		32			32	32			7	47.57	25	11,420	
		3	30	27	6		33			33	33			6	45.33	23	10,152	
		4	30	20	19		37	2		39	39			19	50.31	18	10,027	
		5	30	19	14		33			33	33			13	55.46	14	13,285	
		6	30	23	11		33			34	33			11	62.27	19	12,131	
		7	30	21	12		33			30	33			12	62.33	17	13,500	
		8	30	26	4		30			30	30			4	62.25	21	19,571	
		9	30	26	4		30			30	30			12	62.33	17	13,500	
		10	17	10	7		17			10	10			7	62.25	21	19,571	
		11	9	8	1		9			9	8			5		7	20,785	
		12	24	18	5		24		1	25	24			5	66.60	18	16,805	
		13	18	18			18			23	23			5	77.40	17	15,488	
		14	18	18			18			29	29			11	67.54	14	18,135	
		15	30	19	11	1	36			34	34	1		17	67.82	14	13,821	
		16	30	23	6		27			28	28			6	57.16	19	14,973	
		17	30	23	7		29			30	29			6	89.00	20	14,075	
18		30	22	8		24		1	24	23			1		19	9,557		
19		30	22	8		22		1	22	21			1		18	10,333		
20		18	16	2		18			18	18			2		16	10,281		
21		16	7	9	1	16			16	16			9	51.77	5	11,300		
22		13	12	1		13			12	12			4	42.00	5	10,000		
23		21	15	19		27			27	27			18	48.16	7	10,714		
24		18	18	6		21			21	21			6	63.50	15	10,100		
25		18	18			18			18	18			18		18	9,944		
26		18	17	9		25			26	26			7	65.28	17	10,147		
27		22	16	5		21			21	21			5	46.80	16	9,893		
28		11	11			11			11	11			5	46.80	16	9,893		
29		20	7	13		19			20	20			13	53.61	5	10,700		
30		34	24	10		32			34	34			10	40.80	23	8,565		
31		28	25	3		28			28	28			3	42.66	25	10,980		
32		44	27	17		43			44	43			15	56.00	20	10,900		
33		29	18	11		28			29	28			10	41.20	9	12,222		
34		25	21	4		25			25	23	1		4	56.00	16	13,437		
35		19	18	1		19			19	19			1		15	15,533		
36	27	23	4		26			27	27			4	62.00	18	15,500			
37	12	10	2		12			12	12			2		5	21,000			
38	18	13	5		18			18	18			4	77.50	11	19,454			
39	28	21	7		26			28	28			6	96.50	17	17,735			
40	25	19	6		25			25	25			6	79.33	17	12,705			
41	23	19	4		22		1	23	21			3	76.66	14	19,178			
42	10	7	3		10		1	10	10			2		6	14,000			
43	27	15	12		27			27	27			12	68.33	7	14,785			
44	24	16	8		23			24	23			7	53.71	11	14,545			
45	33	21	10		32			31	31	1		8	52.37	15	14,366			
46	39	23	16	1	39	1	1	39	39			13	46.53	14	9,485			
47	35	30	5		32			35	35			4	54.50	30	13,190			
48	35	30	5	1	36	1	1	37	36			9	53.44	27	9,444			
49	38	28	9		36			38	36			9	44.60	27	9,444			
50	26	16	10		26			26	26			10	44.60	16	8,712			
42	1	34	30	4		31	1	1	34	33			2		26	26,788		
	2	40	33	7		38	1	1	40	39			7	87.85	28	27,964		
	3	52	48	4		51			52	52			4	57.75	48	15,000		
	4	57	49	8		56			57	57			8	58.87	48	14,281		
	5	56	44	11	1	55	1	1	55	54			11	75.36	22	17,386		
	6	15	14	1		15		1	15	15			1		14	21,500		
	7	18	18			18			21	21			3	75.66	14	21,107		
	8	13	13			13			19	19			6	79.00	11	14,363		
	9	13	13			13			22	21			6	95.00	12	11,791		
	10	19	15	3		19			22	21			6	81.66	14	12,035		
	11	21	17	4		20		4	21	21	1		3		14	12,035		
	12	14	11	3		14			14	14			3	55.66	7	11,714		
	13	15	12	3		15			15	15			3	73.00	8	13,375		
	14	17	7	10		14		1	14	14	1		7	59.42	6	7,916		
	15	14	14			14			14	14			2		13	19,769		
	16	19	17	2		19			19	18			2		14	16,500		
	17	12	11	1		12		2	12	12			1		10	21,250		

¹For renter - occupied dwelling units and vacant nonseasonal not dilapidated units, for rent.
²For owner - occupied dwelling units and vacant nonseasonal not dilapidated units, for sale only.

HOUSING—BLOCK STATISTICS

Table 3.—CHARACTERISTICS OF HOUSING FOR CENSUS TRACTS, BY BLOCKS: 1950—Con.

Census tract	Block	All dwelling units by occupancy and tenure					All dwelling units by condition and plumbing facilities			Occupied dwelling units			Contract monthly rent ¹		Value ² of one-dwelling-unit structures		
		Total	Owner occupied	Renter occupied	Vacant non-seasonal not dilap., for rent or sale	Other vacant and non-resident	Number reporting	No private bath or dilap.	No running water or dilap.	Total	Persons per room		Occupied by non-white	Number reporting	Average monthly rent (dollars)	Number reporting	Average value (dollars)
											Number reporting	1.51 or more					
42	18	17	16	1		17	2	2	17	17			1		15	17,733	
	19	10	10			9			10	10					9	23,888	
	20	12	10	2		12			12	12			2	3	7	20,428	
	21	18	13	5		18			18	18					1	17,090	
	22	17	13	4		17	1	1	17	17					9	16,000	
	23	13	4	9		13			13	12					3	16,000	
	24	21	17	3		20			20	19					3	16,933	
	25	29	28	1		29			29	29					1	25,574	
	26	28	24	3		28			27	27					2	28,204	
	27	15	13	1		15			14	14					1	17,576	
	28	14	14			14			14	14					2	22,250	
	29	27	25	2		27			27	27					2	23,895	
	30	1															
	31	10	8	2		10			10	9	1			2	7	19,500	
	32	6	6			6			6	6					5	25,600	
	33	9	9			9			9	8					9	18,888	
	34	11	9	2		11			11	9					6	19,666	
	35	17	16	1		17			17	17				1	11	27,363	
	36	20	20			20			20	20					17	24,382	
	37	18	17	1		18			18	18				1	14	16,678	
	38	13	10	1	2	13			11	11				1	10	16,550	
	39	9	8	1		9			9	9					8	16,312	
	40	17	17			17	1	1	17	17					16	18,687	
	41	6	6			6			6	8					6	18,133	
	42	8	7	1		8			8	8					6	19,333	
	43	9	9			9			9	9					9	17,388	
	44	12	12			12			12	12					12	18,458	
	45	10	8		1	10		1	10	8					8	15,812	
	46	11	11			11			11	11					11	16,863	
	47	20	17	2	1	20			19	19					15	25,853	
	50	2				2			2	2					2	17,195	
	53	24	23	1		24			24	24		1		1	22	14,107	
	54	16	15	1		16			16	16					14	16,136	
	55	12	12			12			12	12					11	17,227	
	56	11	11			11			11	11					8	17,000	
	57	8	8			8			8	8					9	18,500	
	58	10	10			10			10	10					11	15,727	
	59	11	11			11			11	11					11	13,363	
	60	11	11			11			11	11					11	14,928	
	61	14	14			14			14	14					13	14,846	
	62	15	15			15			15	15				5	15	13,000	
	63	20	15	5		20			20	20					17	14,029	
	64	17	17			17			17	17					8	11,787	
	65	8	8			8			8	8					13	14,615	
	66	14	14			14			14	13					11	12,300	
	67	11	11			11			11	11					2	11,187	
	68	10	8	2		10			10	10					16	14,031	
69	16	16			16			16	16					12	14,625		
70	14	12	2		14			14	14					11	11,236		
71	12	11	1		12			12	12					11	11,236		
72	2				2			2	2								
73	1				1			1	1								
74	2				2			2	2								
75	15	13	2		15			15	15					13	11,923		
76	14	10	4		14			14	14				4	9	11,166		
77	10	10			10			10	9					10	13,650		
78	15	11	3	1	15			14	14				3	8	11,812		
79	14	11	3		14			14	14					9	10,333		
80	8	8			8			8	8					9	13,312		
81	12	9	1	1	12			10	10					9	12,111		
82	16	15	1		16			16	16					15	11,166		
83	18	15	3		18			18	18					15	12,933		
84	10	10			10			10	10					10	13,100		
85	12	10	2		12			12	12				2	9	14,833		
86	8	8			8			8	8					8	14,625		
87	9	9			9			9	9					9	18,111		
88	24	22	2		24			24	24					21	26,142		
89	34	30	3		34			33	33		2		2	29	27,655		
43	1	11	11			11			11	11					9	9,977	
	2	11	9		1	11			10	9				9	9	10,055	
	3	31	26	5		31			31	31			5	24	10,291		
	4	32	25	6		32			31	31			5	24	11,250		
	5	25	19	6	1	25		1	25	25			5	18	11,111		
	6	28	24	4		27			28	28			4	24	11,125		
	7	28	24	4		28			28	28			4	23	11,208		
	8	24	22	2		24			24	24			2	21	10,504		
	9	81	41	39	1	79			80	77			39	23	12,782		
	10	58	53	4		56			57	56			4	49	15,153		
	11	13	12	1		13			13	13			1	12	20,916		
	12	17	16	1		16			17	16				15	25,133		
	13	14	14			14			14	14					14	19,107	
	14	14	14			14			14	14					14	19,964	
	15	19	18	1		19			19	19					17	23,441	
	16	13	13			13			13	13					13	22,576	
	17	18	18			18			18	18					17	22,323	

¹For renter - occupied dwelling units and vacant nonsensational not dilapidated units, for rent.
²For owner - occupied dwelling units and vacant nonsensational not dilapidated units, for sale only.

Table 3.—CHARACTERISTICS OF HOUSING FOR CENSUS TRACTS, BY BLOCKS: 1950—Con.

Census tract	Block	All dwelling units by occupancy and tenure					All dwelling units by condition and plumbing facilities			Occupied dwelling units			Contract monthly rent ¹		Value ² of one-dwelling-unit structures			
		Total	Owner occupied	Renter occupied	Vacant non-seasonal not dilap., for rent or sale	Other vacant and non-resident	Number reporting	No private bath or dilap.	No running water or dilap.	Total	Persons per room	Occupied by non-white	Number reporting	Average monthly rent (dollars)	Number reporting	Average value (dollars)		
43	18	23	22			1	22			22	20				21	27,190		
	19	25	23	2			25			25					22	25,318		
	20	23	20	3			23			23		1	107.00	17	32,176			
	21	40	39			1	39			39				39	19,089			
	22	39	39				39			39				39	20,012			
	23	25	25				23			25					25	18,440		
	24	13	13				13			13					12	19,916		
	26	20	19		1		20			19					19	16,473		
	27	25	24		1		25			24		1			24	17,062		
	28	37	37				37			37					37	19,762		
	29	37	37				37			37					37	17,600		
	30	35	34		1		35			34					34	19,750		
	31	50	47	2		1	48	1	1	48		2		1	44	17,695		
	32	27	25		2		27			25					25	24,020		
	33	29	29				29			29					28	25,653		
	34	37	35	2			37			37				1	35	26,657		
	35	18	16	2			17			18				2	16	22,937		
	36	21	19	2			20			21				2	19	21,184		
	37	16	12	4			16			16				4	12	23,458		
	38	28	26	2			28			28				2	24	20,645		
	39	22	21	1			22			22				1	21	21,333		
	40	24	24				22			24					23	19,673		
	41	22	19	3			22			21				3	18	17,055		
	42	22	21	1			22			22				1	21	18,595		
	43	36	33	2		1	36			35		1		1	31	12,370		
	44	41	41		1		40			40				12	26	13,000		
	45	40	35	4		1	39		1	39				5	30	11,893		
	46	35	29	6			35			35		1		5	27	12,548		
	47	36	25	11			36		1	36				10	22	12,090		
	48	49	25	24			48		1	49				24	19	15,168		
	49	62	29	32		1	62		2	61				29	23	11,739		
	50	87	17	69		1	86		1	86				65	12	11,375		
	51	30	22	7		1	30			29				7	22	12,363		
	52	25	17	8			25			25				7	15	11,633		
	53	29	21	7		1	29			28				8	16	11,512		
	54	17	14	3			17			17				3	14	11,692		
	55	36	19	17			35		3	36				16	13	8,346		
	44	2	9		7		2			7					7	3,671		
		3	6	3	3			6		6					3	9,666	2	
		4	7	3	4			7		7					2		10,333	
		5	24	13	10		1	20		23				10	4	48,70	9	
		6	25	21	4			25		25					4	17	12,205	
		7	32	27	5			31		32					5	19	14,368	
		8	30	25	4		1	29		29					4	20	18,100	
		9	26	24	1			25		25					1	23	16,956	
		10	8	8				8		8						8	19,812	
		11	1															
		12	31	24	6		1	31			30				6	22	22,022	
		13	26	17	8		1	26			25				8	13	28,692	
		14	26	25	1			26			26		1		1	24	18,312	
		15	36	27	8		1	36			35				8	24	15,662	
		16	32	25	7			32		1	32				7	22	17,431	
		17	27	22	5			25			27				5	22	15,477	
		19	10	2	8			9			10				8	1		
		20	32	26	6			31			32				5	23	11,339	
21		37	27	10			36		1	37				9	20	10,525		
22		15	4	11			15		1	15				10	4	15,375		
23		28	10	18			27			28				17	9	21,166		
24		18	18				17			18					18	12,194		
25		10	7	3			10			10				3	6	14,000		
26		17	13	4			17			17					11	19,636		
27		25	21	4			25			25				4	19	10,210		
28		4	2	2			4		2	4		1		2	2			
30		40	28	11		1	39		2	39				12	25	6,260		
31		21	9	12			21		1	21				12	6	7,583		
32		8	7	1			8		2	7				7	7	42,57		
33		8	6	2			8			8					6	11,750		
34		24	23	1			24			24				1	23	11,860		
35		21	18	3			20			21				3	16	12,843		
36		34	25	4		1	34		1	29				4	20	10,790		
37		19	16	3			19			19				3	13	13,615		
38		13	10	3			13		1	13				2	8	18,937		
39		20	15	5			20			20				5	13	14,115		
40		31	17	14			31			31				13	15	13,333		
41		22	13	9			22			22				9	8	10,125		
42		32	24	8			32			32				8	22	12,181		
43		41	24	17			40		1	41				17	17	10,894		
44		21	15	6			21			21				6	13	16,638		
45		26	17	9			26			26				9	15	15,900		
46		19	19				19			19					19	21,763		
47		23	22	1			23			23					22	24,590		
48		9	7			1	8			7					6	31,333		
49		10	10				10			10					10	29,500		
50		17	16				17			16					16	27,281		
51		1								1								

¹For renter - occupied dwelling units and vacant nonseasonal not dilapidated units, for rent.
²For owner - occupied dwelling units and vacant nonseasonal not dilapidated units, for sale only.

HOUSING—BLOCK STATISTICS

Table 3.—CHARACTERISTICS OF HOUSING FOR CENSUS TRACTS, BY BLOCKS: 1950—Con.

Census tract	Block	All dwelling units by occupancy and tenure					All dwelling units by condition and plumbing facilities			Occupied dwelling units			Contract monthly rent ¹		Value ² of one-dwelling-unit structures	
		Total	Owner occupied	Renter occupied	Vacant non-seasonal not dilap., for rent or sale	Other vacant and non-resident	Number reporting	No private bath or dilap.	No running water or dilap.	Total	Persons per room		Number reporting	Average monthly rent (dollars)	Number reporting	Average value (dollars)
											Number reporting	1.51 or more				
44	52	20	20						20	20	1			18	23,027	
	53	17	15		2				15	15				15	22,486	
	54	6	6						6	6				6	25,500	
	55	13	12			1			12	12				12	30,333	
	56	12	11			1			11	11				10	26,000	
	57	12	11			1			11	11				11	25,409	
	58	17	17						17	17				17	19,823	
	59	15	14			1			14	14	1			14	23,785	
	60	7	7						7	7				7	19,571	
	61	31	30	1					31	31			1	29	22,431	
	62	32	32						32	32				32	22,375	
	63	34	33			1			33	33				30	23,133	
	64	34	32	2					34	34			2	30	18,266	
	65	42	39	3					41	40			2	37	15,972	
	66	41	26	13	1	1			41	39			13	22	14,727	
	67	24	22	1					24	23			1	20	22,550	
	68	14	13						14	13				13	23,307	
	69	19	19						19	19				19	20,500	
	70	23	21	2					23	23			1	18	21,194	
	71	19	19						19	18				19	19,657	
	72	72	65		1	6			72	65				63	21,492	
	73	4	3			1			4	3				3	22,333	
	74	13	12	1					13	13				12	22,083	
	75	8	7			1			8	7				7	18,785	
	76	26	23	3					26	26			1	22	20,613	
	77	19	19						19	19				19	21,500	
	78	25	24	1				1	24	24		1		22	16,363	
	79	24	23	1					24	24				22	18,619	
	80	35	34			1			35	34				23	21,310	
	81	37	35	2					37	36			2	33	21,242	
	82	40	38	2					40	40				38	22,421	
	83	19	18	1					19	19			1	18	19,861	
	84	24	22	1	1				22	23				21	24,523	
	85	3	2						3	3				1	22,458	
	86	14	13	1					14	12				12	22,458	
	87	16	10	6					16	16				8	23,375	
	89	27	14	14	1				27	26		1	15	7	30,714	
	90	26	26						26	26				26	31,115	
	91	33	33						33	38				33	21,447	
	92	33	33						33	32				33	19,196	
	93	26	23	3		1			26	23				22	29,795	
	94	44	43	1	1				43	43			4	32	17,755	
	95	48	44	1	1	1			47	46			13	28	14,768	
	96	8	8					1	8	8				8	12,714	
	97	34	33	1					34	33			2	30	14,966	
	98	13	13						13	13				11	19,930	
	99	30	29	1					29	30				27	11,585	
	100	32	31	1					31	30			4	27	9,537	
	101	18	18						18	18				17	18,029	
	102	8	8			1			8	7				8	15,625	
	103	21	7	12	2				21	19			13	7	7,000	
	45	2	12	2	6	4		10	8	8		1		6	19.16	2
		3	11	1	2	2		4	4	4				5	33.12	1
		4	28	24	4	2		4	4	28	28			5	58.60	23
		5	16	16						16	16				14	14,178
		6	9	9						9	9				3	3,566
		7	11	11						11	11				2	2
		8	14	14						14	14				2	2
		9	17	17						17	17				1	14
		10	10	10						10	10				2	7
		11	16	16						16	14				6	293.3
		12	11	11						11	11				2	7
		13	8	8						8	8				2	7
		14	14	14						14	14				2	7
		15	6	6						6	6				7	5
		16	12	12						12	12				2	7
		17	9	9						9	9				4	4
		18	4	4						4	4				1	1
		19	4	4						4	4				1	1
		20	4	4						4	4				1	1
		21	17	15	2					17	17			2	15	15
		24	10	10						10	10				10	16,100
		25	24	24						24	24				12	15,750
		26	23	21	2					23	23				20	16,050
		27	33	30	3		1			33	33				18	11,583
		28	41	33	8					41	34				21	10,357
		29	34	23	11					34	33				21	10,357
		30	25	20	5					25	25				16	11,625
		31	11	10						11	10				11	11,625
		32	5	5						5	5				5	5
		33	5	5						5	5				5	5
	34	4	4						4	4				4	4	
	35	2	2						2	2				2	2	
	36	3	3						3	3				3	3	

¹For renter - occupied dwelling units and vacant nonseasonal not dilapidated units, for rent.
²For owner - occupied dwelling units and vacant nonseasonal not dilapidated units, for sale only.

Table 3.—CHARACTERISTICS OF HOUSING FOR CENSUS TRACTS, BY BLOCKS: 1950—Con.

Census tract	Block	All dwelling units by occupancy and tenure					All dwelling units by condition and plumbing facilities			Occupied dwelling units			Contract monthly rent ¹		Value ² of one-dwelling-unit structures		
		Total	Owner occupied	Renter occupied	Vacant non-seasonal not dilap., for rent or sale	Other vacant and non-resident	Number reporting	No private bath or dilap.	No running water or dilap.	Total	Persons per room		Occupied by non-white	Number reporting	Average monthly rent (dollars)	Number reporting	Average value (dollars)
											Number reporting	1.51 or more					
45	37	10	4	5	1	10	4	4	9	9			3	22.66	3	4.833	
	38	10	1	8	1	9	3	1	9	9			9	35.88			
	39	2															
	40	7	1	6		7	4	3	7	7			6	21.16	1		
	41	4	1	2		4			3	3			2				
	43	2															
	46	3	1	2		3			3	3			1				
	47	1															
	50	41		33		8	41			33	33			30	92.16		
	51	66	2	64			66			66	66			63	87.61	2	
	52	28	25	3			28			28	28			2		24	11.229
	53	20	16	2		2	20			18	18			2		16	15.337
	54	29	27	2			29			29	29			2		27	12.703
	55	28	23	4		1	28			27	27	1		3	59.33	23	11.217
	56	12	7	5			12			12	12			5	91.80	7	12.785
	57	44	35	9			44			44	44			9	77.77	35	12.014
	58	45	42	1		2	45			43	43			1		42	11.614
	59	47	40				47			47	47			7	58.57	39	11.397
	60	44	42	1			44			43	43			1		42	10.988
	61	48	43	5		1	48			48	48	1		5	55.60	42	11.423
	62	43	41	1		1	43	2	2	42	41			1		40	10.237
	63	20	19	1			20			20	20			1		19	11.821
	64	23	23				23			23	23					23	11.860
	65	20	20				20			20	20					20	13.375
	66	22	19	2		1	22			21	21			2		19	11.884
	67	23	22	1			23			23	23					22	12.363
	68	16	14	1	1		16			15	15			1		14	13.142
	69	18	16	2			18			18	18					15	13.300
	70	17	17				17			17	17					17	14.411
	71	22	22				22			22	22					22	13.704
	72	16	14	2			16			16	16					13	13.000
	73	1	1				1			1	1						
	74	14	13	1			14			14	14					13	16.423
	75	21	21				21			21	20					20	16.100
	76	20	19	1			20			20	19					19	14.263
	77	18	17	1			18			18	18					17	14.441
	78	18	16	1			18			17	17					15	12.400
	79	21	20	1		1	21	1	1	21	21			1		19	12.815
	80	10	9	1			10			9	9			1		9	16.777
	81	17	17				17			17	17					16	15.281
	82	21	19	2			21			19	19					19	15.026
	83	22	21	1			22			21	20					21	14.976
	46	1	16	13	3		16			16	16			3	63.33	13	9.192
		2	4	3	1		4	1		4	4			1		3	19.166
		3	2														
		4	21	20	1		19			21	21			1		20	16.525
		5	3	3			3			3	3					3	19.333
		6	28	20	8		28			28	27			8	63.75	19	17.105
		7	9	9			9			9	9					9	15.666
		8	28	27	1		25			28	26					25	14.400
9		24	21	3		23			24	24			3	66.66	20	16.025	
10		8	6	2		8			8	8			2		6	14.416	
11																	
12		18	15	3		14			18	18			3	53.33	14	14.178	
13		26	23	3		25			26	26			3	62.33	23	14.260	
14		25	15	10		23			25	23			8		12	14.791	
15		15	13	2		14			15	14			1	100.00	12	13.500	
16		17	17			17			17	17					17	11.470	
17		30	27	3		30			30	30			3	100.00	27	15.666	
18		18	17	1		17			18	18					16	14.187	
19		13	12	1		11			13	12			1		11	14.727	
20		28	24	4		26			28	28			4	53.25	22	12.818	
21		6	6			6			6	6					5	10.700	
22		19	9	10			17		1	19	19			10	43.90	9	9.222
23		23	14	9			23	1	1	23	23			9	53.11	14	13.285
24		23	18	4	1		22	1	1	22	22			4	46.75	18	11.277
25		22	16	6			22			22	22			6	69.83	15	13.100
26		7	5	2			7			7	7			2		4	14.250
27		27	19	7	1		27	2	2	26	26	1		8	66.25	17	17.411
28		5	5			1	5			5	5				5	12.400	
29		22	22				22			22	22				22	15.159	
30		18	18				17			18	17				17	15.823	
31		16	15	1			16			16	16			1		15	15.366
32		21	20	1			20			21	20					20	15.650
33		12	12				12			12	12					12	16.875
34		43	40	3			40			43	39				39	15.589	
35		31	31				30			31	29				29	16.241	
36		18	18				18			18	18				18	15.888	
37		20	19	1			20			20	20				19	15.473	
38		20	20				18			20	19			1		19	14.842
39		19	19				18			19	19				19	13.342	
40		18	18				18	1	1	18	18				18	14.527	
41	17	14	3			17			17	17			3	56.66	12	17.833	
42																	
43	3	3				3			3	3					3	16.000	
44	12	12				12			12	12					10	16.350	

¹For renter - occupied dwelling units and vacant nonsensational not dilapidated units, for rent.
²For owner - occupied dwelling units and vacant nonsensational not dilapidated units, for sale only.

Table 3.—CHARACTERISTICS OF HOUSING FOR CENSUS TRACTS, BY BLOCKS: 1950—Con.

Census tract	Block	All dwelling units by occupancy and tenure					All dwelling units by condition and plumbing facilities			Occupied dwelling units			Contract monthly rent ¹		Value ² of one-dwelling-unit structures	
		Total	Owner occupied	Renter occupied	Vacant non-seasonal not dilap., for rent or sale	Other vacant and non-resident	Number reporting	No private bath or dilap.	No running water or dilap.	Total	Persons per room		Number reporting	Average monthly rent (dollars)	Number reporting	Average value (dollars)
											Number reporting	1.51 or more				
49	15	20	12	8		19			20	19			40.00	11	8,709	
	16	23	16	3		49	8	5	53	51	4	36	42.02	10	8,150	
	17	20	20	2		42			42	42		21	39.76	19	8,184	
	18	22	15	11		21			26	26		11	36.09	11	8,227	
	19	42	18	24		42	1	1	42	42		23	39.47	12	9,500	
50	1	80	31			11	5	1	11	11		30	39.36	59	7,364	
	2	70	37		1	10	13	9	107	107		36	37.83	61	7,147	
	3	66	63			12	4		123	122	1	60	37.28	40	7,017	
	4	38	55			32			43	43		4	44.50	37	7,762	
	5	27	23			29			29	29		2		27	7,851	
	6	37	36			30			30	30		3		24	7,533	
	7	70	66		1	21			26	25		5	38.00	17	6,647	
	8	31	10			42	12	7	41	41	1	10	40.30	26	5,961	
	9	22	12			34	4		34	34		12	35.25	13	6,423	
	10	21	27			46	6	3	48	48		26	29.73	9	7,166	
	11	20	22		1	43			42	42		22	39.72	12	6,583	
	12	42	42			67	6		70	68		26	33.22	31	5,687	
	13	66	66		1	69	8		69	69		23	32.39	34	6,573	
	14	35	22			47			47	46		20	37.40	17	7,541	
	15	42	24		1	40	1	1	41	41	1	24	36.58	11	6,818	
16	13	5			12			13	13		4	26.25	7	7,642		
17	33	11			40			44	43		10	33.70	26	7,807		
18	40	13			39			40	40		13	36.38	23	9,108		
19	22	26			46	2		46	46		26	34.80	19	7,594		
20	28	18		2	46	9		46	46		20	45.05	24	7,425		
51	1	41	37		3	74	3		78	76		31	38.51	21	6,319	
	2	30	59		1	96			102	98	1	56	35.30	17	6,776	
	3	14	16			37	3	1	36	36	1	16	37.75	8	6,750	
	4	20	20		1	35			34	34		20	38.00	9	7,000	
	5	22	12			29			29	29		9	37.11	15	6,700	
	6	11	2			13	4	2	13	12	2	2	36.00	16	6,500	
	7	11	2			11			11	11		2		9	7,055	
	8	45	20			60	2		62	62		17	31.64	11	6,681	
	9	55	21		1	76	2		73	73		19	35.00	32	7,482	
	10	48	60		1	109	27		108	108	3	56	37.62	24	5,770	
	11	45	33		1	75	13		75	75		30	32.53	28	5,553	
	12	40	29		1	71	18		70	69		28	37.32	30	8,056	
	13	44	26			66	33		66	66		26	36.15	24	5,312	
	14	47	35		1	57	5		57	57	1	51	39.96	22	5,163	
	15	44	37			45	4	2	45	45		29	39.24	23	4,852	
16	44	31			37	19		37	37		41	35.70	25	4,734		
17	44	31		1	41	1		41	41		46	34.86	26	5,030		
18	46	39		1	92	33		95	94		46		26			
52	1	59	40		2	59	12	2	57	57	1	40	33.17	5	5,580	
	2	12	21		1	33	1		32	32	1	20	38.90	5	5,960	
	3	28	21			29	1		29	29	1	20	34.10	5	4,200	
	4	26	49			75	9		75	75	1	47	40.34	11	6,990	
	5	32	40			71	5		72	71	1	37	44.18	14	7,257	
	6	33	33			77			78	78		33	40.00	1		
	7	11	14		1	14			20	20		14	28.78	6	8,000	
	8	11	19			11	1		13	13		4	43.75	7	4,328	
	9	19	14			33	15		33	38		19	38.15	6	5,216	
	10	20	14			34		2	34	34	2	10	48.50	10	5,370	
	11	18	11			18	2	1	18	17	1	10	35.00	4	6,000	
	12	40	39			81	17	2	81	79	1	38	40.73	24	6,312	
	13	30	30		1	59	7		60	60	1	26	41.88	15	7,733	
	14	11	4			40	4		39	39		26	34.65	10	8,910	
	15	14	38			54	16	1	54	50	1	36	42.94	3	7,500	
16	44	42			74	18		74	70	1	41	39.41	9	8,844		
17	11	10		3	18			12	12	1	5	19.40	4	5,375		
18	20	23			57	18		59	59		39	39.48	10	7,040		
19	33	33		1	39	14		37	36	4	23	41.08	9	6,333		
20	17	42		1	61	43	2	59	59	2	39	41.41	8	5,725		
21	67	44			67	38		63	63	9	48	40.81	11	5,200		
22	14	8		4	14	2	1	14	14		8	32.25				
23	22	16			25			25	25	3	15	43.33	4	5,875		
24	15	19			19	1		19	19		8	43.50	5	7,800		
25	60	37			60	10		59	59	3	35	37.60	13	6,230		
26	41	19		1	40	15		39	39	3	19	39.57	11	6,236		
27	67	34			59	20	1	60	59	1	32	38.81	16	4,518		
28	71	49		1	71	36		70	69	1	46	37.34	14	3,621		
53	1	20	3		1	3	1	1	3	3		3	30.33		4,300	
	2	89	55			34	20	16	19	19		24	21.16	6	3,916	
	3	26	23			48	32	13	48	48	3	19	23.15	6	3,333	
	4	15	23			35	23	8	38	35	7	20	28.70	16	3,556	
	5	21	27			49	40	20	48	48	2	22	29.95	12	3,575	

¹For renter - occupied dwelling units and vacant nonseasonal not dilapidated units, for rent.
²For owner - occupied dwelling units and vacant nonseasonal not dilapidated units, for sale only.

HOUSING—BLOCK STATISTICS

Table 3.—CHARACTERISTICS OF HOUSING FOR CENSUS TRACTS, BY BLOCKS: 1950—Con.

Census tract	Block	All dwelling units by occupancy and tenure					All dwelling units by condition and plumbing facilities			Occupied dwelling units			Contract monthly rent ¹		Value ² of one-dwelling-unit structures		
		Total	Owner occupied	Renter occupied	Vacant-nonnseasonal not dilap., for rent or sale	Other vacant and non-resident	Number reporting	No private bath or dilap.	No running water or dilap.	Total	Persons per room	Occupied by non-white	Number reporting	Average monthly rent (dollars)	Number reporting	Average value (dollars)	
53	9	45	21	23		1	44	34	25	44	43	1	21	35.57	16	4,468	
	10	10	8	2			10	9	9	10	10		8	30.87	8	3,087	
	11	29	11	18			29	25	24	29	29		17	17.88	10	4,050	
	12	51	20	31		2	51	40	28	48	45	14	24	19.32	15	4,066	
	13	47	21	26			47	33	3	45	41		24	23.79	11	4,590	
	14	27	18	9			27	22	5	27	27		11	29.90	8	4,062	
	15	1					1	1		1	1		1	41.75	11	3,490	
	16	2	5	4	1		5	2	1	5	5	1	1		4	4,275	
	17	8					8			8	8						
	18	20	3	8	2	1	20	19	2	20	17	3	8	24.37	2		
	19	37	18	23			37	35	8	37	35	2	8	31.52	9	4,833	
	20	52	21	31			52	52	13	52	52	3	11	32.22	10	6,200	
	21	31	15	16		1	31	31	4	30	30	3	14	30.00	12	5,166	
	22	38	17	20		1	38	38	6	37	37	1	14	37.11	10	8,650	
	23	19	3	16			19	17	1	18	17	1	3	42.94	5	7,350	
	24	36	18	18			36	36	1	36	36	1	18	44.16	5	6,400	
	25	27	12	14		1	27	27	10	26	26	2	9	28.51	12	5,255	
	26	15	7	8			15	15	3	15	15		8	22.37	7	3,700	
	27	17	10	7	1		17	17	5	17	17	1	7	36.85	7	4,142	
	28	33	22	10			33	33	1	32	32		10	50.60	15	8,273	
	29	47	20	27		1	47	47	5	47	47	1	27	39.22	9	8,222	
	30	47	20	27			47	46	1	47	47		27	39.22	9	8,222	
	31	52	27	25			52	50	3	50	50	5	24	39.22	11	5,360	
	32	28	10	17	2		28	28	12	27	27	1	17	44.37	8	5,047	
	33	13	5	6	2		13	13	5	13	13	1	5	49.00	4	4,900	
	34	24	7	16		1	24	24	2	23	23	1	15	32.53	5	2,920	
	35	17	5	10			17	17	2	15	15	1	12	42.50	6	5,500	
	36	21	12	8		1	21	21	5	20	20		9	33.55	4	5,500	
	37	17	10	7			17	17	4	17	17	1	7	50.60	7	4,142	
	38	33	22	10			33	33	1	32	32		10	50.60	15	8,273	
	39	47	20	27		1	47	47	5	47	47	1	27	39.22	9	8,222	
	40	47	20	27			47	46	1	47	47		27	39.22	9	8,222	
	41	52	27	25			52	50	3	50	50	5	24	39.22	11	5,360	
	42	28	10	17	2		28	28	12	27	27	1	17	44.37	8	5,047	
	43	13	5	6	2		13	13	5	13	13	1	5	49.00	4	4,900	
	44	24	7	16		1	24	24	2	23	23	1	15	32.53	5	2,920	
	45	17	5	10			17	17	2	15	15	1	12	42.50	6	5,500	
	46	21	12	8		1	21	21	5	20	20		9	33.55	4	5,500	
	47	38	17	21			37	37	2	38	38	6	21	43.95	8	4,725	
	48	62	10	50		1	60	60	10	57	57	1	45	39.35	5	4,420	
	49	137	8	126		1	132	63		134	133	1	122	48.3	1		
	50	151	19	127		4	148	78		146	143	6	124	39.43	3	5,500	
		96	14	81		1	96	51	10	95	95		80	37.91	4	5,500	
	54	2	26	1	25		25			26	25		24	25.00			
		3	16	6	10		16	8	7	16	16		9	27.77	2		
		4	8		8		8			8	8	2	8	28.00			
		7	14		11		14	13	8	11	11	3	11	37.18			
		8	17	2	15		3	17	9	8	17	17	5	14	32.71	2	
		9	17	4	13			17	1		17	17		13	30.30	3	4,433
		10	17	1	16			17	10	4	17	17		16	41.81		
11		17	1	16			17	10	4	17	17		16	41.81			
12		51	5	46		4	51	9	5	51	51	1	44	40.09	3	5,633	
13		36	3	30		2	35	17	12	33	32	5	31	41.38	1		
14		39	5	32		1	38	17	9	37	36		33	46.21	2		
15		92	24	61		6	90	57	30	85	84	1	61	41.01	10	4,880	
16		63	17	43		3	63	52	39	60	60	8	43	39.39	7	5,657	
17		17	7	9		1	17	14	9	16	16	4	8	26.00	6	4,916	
18		49	12	36		1	45	24	19	48	47	2	36	28.30	4	3,875	
19		6	6	6			6	5	4	6	6		6	33.83			
22		18	6	10		2	18	13	2	16	16	1	11	26.63	4	2,625	
23		6	3	3			6	1		6	6		1		3	4,000	
24		7	1	6			7	7	7	7	7	4	6	17.83			
26		29	5	21		3	29	18	10	26	26		23	30.26	4	4,925	
27		35	7	24		4	35	23	18	31	31	5	23	35.17	2		
28		93	12	77		1	93	90	43	89	89	17	75	28.28	7		
29		16	15	1		1	16	16	10	15	15		15	31.80		4,485	
30		13	3	9		1	13	7	4	12	12	1	9	30.00			
31		13	3	10			13	8	4	13	13	1	10	16.80	2		
32		10	4	4		1	10	6	3	8	8		7	12.00	2		
33		15	4	10			15	14	10	14	14	3	3	18.00	2		
34		23	2	19		1	23	15	1	21	21	3	19	27.47			
35		17	4	13			17	13	4	17	17	3	11	40.45	2		
36		52	20	31		1	51	45	41	51	50	2	30	23.33	10	3,000	
38		7	3	4			7	4	3	7	7		4	10.75	2		
39		28	9	19			25	17	6	28	25	2	17	26.35	5	3,360	
40		65	1	61		3	65	63	28	62	62	5	64	22.46			
43		14	3	11			14	9	7	14	14		11	28.36	1		
44		18		18			18	9	8	18	18		18	23.94			
45		51	9	39		2	50	42	25	48	47	2	38	30.86	4	2,625	
46	11	2	9			11	11	9	11	11	1	9	16.33	1			
48	38	12	25		1	36	33	33	37	36	3	24	21.58	6	3,833		
51	48	18	26		1	47	39	37	44	43	8	23	25.91	9	3,555		
52	15	4	11			11	8		15	11		9	29.55				
53	22	8	14		2	22	20	13	22	22	4	14	25.35	4	2,350		
54	24	8	13		2	23	18	8	21	21	6	14	36.85	4	2,550		
55	59	18	34		4	49	36	20	52	42	11	35	33.42	4	3,050		
56	64	17	40		2	56	42	24	57	48	9	37	34.86	1			
57	37	9	23		4	34	27	4	32	29	4	24	33.87	2			
58	13	1	10		2	13	8	2	11	11	2	7	21.55	1			
59	13	4	9			13	8	4	13	9		9	36.42	1			
60	41	16	24		1	41	41	39	40	40	3	24	36.95	6	2,466		
61	44	13	28		3	44	41	35	41	41	3	27	28.11	8			
62	17	5	10		2	17	16	13	15	15		10					

Table 3.—CHARACTERISTICS OF HOUSING FOR CENSUS TRACTS, BY BLOCKS: 1950—Con.

Census tract	Block	All dwelling units by occupancy and tenure					All dwelling units by condition and plumbing facilities			Occupied dwelling units			Contract monthly rent ¹		Value ² of one-dwelling-unit structures		
		Total	Owner occupied	Renter occupied	Vacant non-seasonal not dilap., for rent or sale	Other vacant and non-resident	Number reporting	No private bath or dilap.	No running water or dilap.	Total	Persons per room		Number reporting	Average monthly rent (dollars)	Number reporting	Average value (dollars)	
											Number reporting	1.51 or more					Occupied by non-white
54	63	11	8	2		1	11	5	2	10	10						
	65	21	9	10		2	21	16	14	19	19		2	2	7	3,157	
	66	32	10	20		2	31	21	21	30	29		10	2	5	3,260	
	67	20	6	14			20	19	17	20	20		19	14	3	2,833	
	68	27	2	25			27	27	27	27	27		25	22			
	69	42	7	34		1	42	42	42	41	41	6	32	26	1		
	70	55	1	4			5	4	4	5	5	2	4	13	1		
	71	25	1	22	1	1	25	12	12	23	23	10	23	24	1		
	72	16		15		1	16	14	14	15	15		14	34			
	73	13	3	10			13	11	11	13	13		7	10	1		
	74	14	1	13			14	14	8	14	14	1	13	24			
	76	2															
	77	24	5	18		1	24	17	6	23	23	2	16	38	3	2,433	
	78	36	14	22		2	31	15	9	36	31	4	16	34	5	22,300	
	79	35	6	27		2	34	26	19	33	32	4	16	26	1		
	83	10	3	7			10	10	10	10	10	5	7	34	1		
84	6		4		2	6	6	6	4	4		4	18				
55	1	40	1	37	1	1	40	3	3	38	38		37	49	1		
	2	14	1	10		3	11	8	8	11	11		10	39			
	3	4		4			4	4	1	4	4		4	32			
	4	34	8	24	2		33	27	4	32	32		20	42	2		
	5	18	2	15		1	14	13	10	17	17		14	31			
	6	52	6	45			49	40	7	51	51	13	43	30	1		
	7	24	7	14	1	3	22	18	2	21	21		14	38	1	9,500	
	8	18	4	14			14	11	8	18	17		14	31	2		
	9	9	1	7		1	7	7	4	8	8		7	18			
	10	48	8	36	4		48	18	7	44	44	3	40	46	4	6,250	
	11	59	11	47	3		58	39	13	56	55	12	50	40	3	5,333	
	12	61	11	48	1	1	61	51	29	59	59	19	48	35	3	4,000	
	13	54	8	42	2	2	53	41	30	50	49	13	41	35			
	14	31	6	21	1	1	31	24	2	27	27		22	44	2		
	15	11	2	7		3	6	4	7	7	7		7	33			
	16	9	1	3			3	3	1	3	3		1	2			
	17	29	1	28			29	28	10	28	28		28	34			
	18	12	3	8		4	12	10	7	12	12	3	12	17			
	19	17	3	16			17	14		17	17		16	37			
	20	8	1	7	1	1	8	7	2	7	7		7	42			
	21	32	1	31			32	5		32	32	2	29	47	1		
	22	17	1	14			16	12		17	17		14	34			
	23	27	1	26			26	18		27	26		25	30			
	24	24	3	21			23	22		24	23		20	34			
	25	2															
	26	31	3	28			31	11	10	31	31	10	29	41			
	27	33	3	30		4	38	28	13	34	34	3	34	46	1		
	28	36	3	33		1	36	28	13	34	33		29	43	3	5,966	
	29	8	2	5		1	7	6	2	8	8		7	34			
	30	35	2	33		2	33	33	23	33	32		32	31			
	31	83	5	76		2	76	56	33	81	79	7	72	39			
	32	95	11	80		2	92	74	29	91	90	14	72	38	2		
	33	83	15	65		1	77	55	6	80	79		66	34			
	34	46	1	43		1	43	19	7	44	44		43	57	1		
	35	4		4			4	4	4	4	4		4	32			
	36	33	1	28		3	33	24	15	29	29		30	40			
	37	18	1	17			18	1	1	18	18		16	48			
	38	24	1	22		1	23	3	3	23	23		23	40			
	39	97	2	95			96	36	17	97	97	13	84	41			
	40	16	1	15			15	14	10	16	16		14	31	1		
41	107	5	101		1	98	25	13	106	106	10	99	30				
42	103	3	100			103	69	10	103	102	12	90	24				
43	40	1	38		1	40	40	29	39	38		39	22				
44	49	1	39			47	36	31	48	46		38	34	5	3,260		
45	67	2	63		1	67	52	19	65	64	19	62	35				
46	89	4	83		1	84	36	2	87	81		80	38				
47	48	1	45		2	46	27	21	46	46		42	31				
48	67		66		1	67	6	6	66	66		67	36				
49	54		52		2	54	32	29	52	52		52	35				
50	75	5	70			75	68	46	75	75		67	34				
51	31	1	30			30	8		31	31	4	28	29	1			
52	80		76		4	80	1		76	76		80	51				
53	56	3	53			56	6		56	56	1	51	22				
54	234	1	230		1	232	225	72	231	231	26	227	86				
55	89		89		2	88	5		89	89	3	86	35				
56	25	2	23			25	10		25	25		22	43	1			
58	14	2	12			13	7	1	14	14	3	10	28				
59	17	9	8			16	5		17	16	4	8	33				
60	63	4	56		3	62	56		60	60	22	59	35				
61	21	1	18		2	21	5		19	19	1	20	40				
62	3		3			3			3	3		3	33				
63	12		12			12			12	12		12	31				
64	62	2	60			61	20		62	60		57	32				
65	41		41			40	39		41	41		40	15				
66	1																
67	1																
69	1																
70	7		6		1	6	1		6	6		7	36				

¹For renter - occupied dwelling units and vacant nonseasonal not dilapidated units, for rent.
²For owner - occupied dwelling units and vacant nonseasonal not dilapidated units, for sale only.

HOUSING—BLOCK STATISTICS

Table 3.—CHARACTERISTICS OF HOUSING FOR CENSUS TRACTS, BY BLOCKS: 1950—Con.

Census tract	Block	All dwelling units by occupancy and tenure					All dwelling units by condition and plumbing facilities			Occupied dwelling units			Contract monthly rent ¹		Value ² of one-dwelling-unit structures		
		Total	Owner occupied	Renter occupied	Vacant non-seasonal not dilap., for rent or sale	Other vacant and non-resident	Number reporting	No private bath or dilap.	No running water or dilap.	Total	Persons per room		Number reporting	Average monthly rent (dollars)	Number reporting	Average value (dollars)	
											Number reporting	1.51 or more					Occupied by non-white
55	71	31	4	26	1	31	25		30	30	6		27	44.66	1		
	72	14	7	7		14	2		14	14	3		7	34.42			
	73	5	1	4		5	1		5	5	2		4	21.00			
	74	4		4		4	3		4	4	1		3	36.33			
	75	17		17		15	6		17	17	4		16	47.56			
	80	28	2	25		23	23	2	27	23	1		22	11.04			
	83	12		12		12	11		12	12	4		11	29.27			
	84	20	1	19		20	19		20	19	3		19	30.68			
	85	6	1	5		6	2	1	6	6	1		5	23.80	1		
	86	1															
	87	17	1	14	2	15	14	9	15	14	9		15	25.80			
	90	18	1	11	1	12	11		12	11	1		7	40.71			
	92	1															
	97	2															
	99	11	1	10		8	8		11	9			9	5.88			
	100	10		10		9	7		10	10	5		8	39.37			
	102	6		6		6	6		6	6	3		6	56.33			
	56	1	39		36	3	35	8		36	32	2	2	32	50.65		
		3	13	1	12		11			13	11		1	10	48.60		
		5	3		3		3	3		3	3			3	36.66		
6		9	2	7		6			9	9	1		7	44.00	1		
8		2															
9		18		18		17	17	17	18	17	10	6	17	27.41			
10		24	1	23		23	22	18	24	23	3	22	23	31.43			
11		3		3		3	1	1	3	3	1		3	28.00			
13		3		3		3	3		3	3	3		3	28.66			
19		2															
20		2															
23		1															
25		4		4					4	4			4	36.25			
26		5	1	1			4	1	5	4	1		4	45.05			
27		18		17		1	18		18	18			17	37.30	1		
28		32		28			26		31	29			26	39.70			
29		17		15			16	1	17	16	2		10	49.52	1		
30		42		38			38		41	37			34	62.86	1		
31		7		7		1	6		7	6	6	2	2	37.80			
32		1															
34		7	1	5		1	6	4	2	6	6	2	1	5	37.80		
35		4	1	4		2	4	4	2	4	4	2	3	39.41	1		
36		17		17			14	14	20	17	14	3	17	35.21			
37		6	1	5			5		6	5			4	28.00			
38		1	4	9			10	9	6	11	7	2	13	32.11			
39		7		7			7	4	4	7	7		9	42.00			
42		30	1	24	2	3	29	17	17	25	25	2	15	40.38			
43		3	2	2		4	3	2	2	2	2		2	42.00			
44		20		19		1	13	4	4	19	14		14	41.57			
46		8	4	7	1	1	5	3	1	8	7	1	2	39.92	1		
47		11	2	8		1	10	10	5	10	9	2	8	42.37			
48		2															
51		24		21			21	2		21	21		21	45.33			
52		72		23	1		24			23	23		24	39.58			
53		19		65	1	6	71	61	37	65	64	10	25	36.92			
54		8		17		2	19	19	19	17	17	10	10	30.76			
55		3		8			8	2		8	8		7	45.71			
56		33	4	28		1	29	12	5	32	29	1	32	24.61	2		
59		9	4	5			9	3	3	9	9		9	36.00			
60		29	2	24	2	2	24	20	7	26	25	16	26	37.36	1		
64	22		20		1	22	16	16	20	20	7	5	38.00				
65	24	2	19		3	16	9	1	21	17	1	13	34.20				
66	9		9			9	7	5	9	9		7	27.85				
67	1																
68	45	2	42	1		45	27	1	44	44	6	2	41	35.58			
69	55	1	52		1	55	16	7	53	53	4	4	52	39.94			
70	69	2	64	1	3	67	39	31	66	66	10	1	59	43.83	1		
74	55	1	54			53			55	53	1	5	52	56.92			
76	20	2	16		2	17	3		18	16		2	14	43.64			
77	3	1	1						2	2		1					
81	39		38		1	34	1		38	37	2	31	35	37.45			
82	40	1	39			40	1		40	39		39	36	32.00	1		
84	19	1	17	1		19	4	2	18	17	3	18	17	32.22			
85	5		5			4	4	4	5	5		2	5	29.00			
87	3	2				3	1		3	3		3					
90	2																
92	49		48		1	47	25	1	48	46	1	2	44	42.27			
93	45		44			42	2		44	42	1	2	39	60.33			
94	54		19		55	24	1	1	199	193	27	190	7	32.55			
95	7		7			7	7	7	7	7		1	6	30.83			
98	52		48		4	45	33	33	48	48	5	1	46	41.34			
99	36		35		1	34	21	20	35	35		1	33	24.06			
109	1																
110	40	2	38			37	37	37	40	39	5	24	35	26.08			
111	37	1	35			33	20	4	36	35	3	13	35	33.22			
112	59	2	53	1	2	55	12	10	55	51	1	35	49	32.20	1		
114	1	1	1			1	10	2	12	11		11	11	27.54			
115	1																
122	1																
125	2																

¹For renter - occupied dwelling units and vacant nonseasonal not dilapidated units, for rent.
²For owner - occupied dwelling units and vacant nonseasonal not dilapidated units, for sale only.

Table 3.—CHARACTERISTICS OF HOUSING FOR CENSUS TRACTS, BY BLOCKS: 1950—Con.

Census tract	Block	All dwelling units by occupancy and tenure					All dwelling units by condition and plumbing facilities			Occupied dwelling units			Contract monthly rent ¹		Value ² of one-dwelling-unit structures			
		Total	Owner occupied	Renter occupied	Vacant non-seasonal not dilap., for rent or sale	Other vacant and non-resident	Number reporting	No private bath or dilap.	No running water or dilap.	Total	Persons per room		Occupied by non-white	Number reporting	Average monthly rent (dollars)	Number reporting	Average value (dollars)	
											Number reporting	1.51 or more						
56	129	27		24		3	25	25	25	24	24		24	31.50				
	130	109		109			106	87		109	106	6	102	22.40				
	132	16	2	14			9	9		16	12		9	21.44				
	144	7		6		1	7	7	4	6	6	1	5	18.60				
	145	2																
	57	1	9		9	1		9	5	2	9	9		9	26.00			
		2	73	21	49		2	73	63	17	70	69	17	70	46	22.91	20	1.440
		3	25		18			25	18	6	25	25	2	25	17.27		2.450	
		4	64	8	56			52	45	16	64	61	14	64	51	17.21	5	4.580
		5	28	8	20			25	19	13	28	28	3	28	19	16.52	3	2.833
6		33	8	24		1	28	21	15	32	30	4	32	22	23.68	6	3.600	
7		19	3	16			14	13	8	19	19	1	19	14	17.85	2		
8		26	7	18		1	23	18	9	25	24	1	25	15	17.86	3	3.733	
9		35	13	22			29	19	11	35	35	4	32	21	21.23	6	2.700	
10		41	19	21		1	37	26	14	40	39	3	39	20	26.20	13	2.369	
11		25	15	10			24	9	5	25	25		24	9	21.66	11	3.854	
12		34	17	17			26	15		34	25	2	33	14	27.28	4	6.000	
13		27	13	14			24	6	1	27	24	2	27	11	25.18	9	5.888	
14		42	5	37			41	30	7	42	39	2	42	37	23.59	2		
15		25	3	22			21	10	3	25	21	3	25	20	30.25			
16		4		4			4	3	1	4	4	2	2	4	30.25			
17		15	2	13			11	9	4	15	11	1	14	11	20.72			
18		25	3	22			25	11	1	25	25	7	25	21	30.90	2		
19		26	9	17			24	12		26	24	2	26	15	32.06	4	3.500	
20		11	9	2			11	2		11	11		11	2		7	4.885	
21		17	5	12			17	5	3	17	17	1	15	5	26.80	11	3.500	
22		11	3	7	1		8	5	3	10	10	2	10	6	26.83			
23		22	9	13		1	20	12	11	22	22	1	21	13	27.30	5	2.860	
24		64	23	40		1	58	46	9	63	57	1	52	36	20.00	8	2.550	
25		43	27	16			40	27	3	43	43	6	40	15	25.26	14	4.700	
26		47	22	25			46	22	3	47	46	7	46	23	36.21	13	3.623	
27		37	11	26			36	17	3	37	35	2	34	25	27.28	7	3.671	
28		20	7	13			20	12	2	20	20	3	20	12	32.25	5	3.720	
29		28	9	19			28	3	2	28	27	2	28	18	26.22	4	5.375	
30		21	7	14			21	5	2	21	21	5	20	14	27.07	2		
31	28	1	25	1	1	27	5	1	26	26	3	26	22	32.72	1			
32	17	6	9		2	14	1		15	14	1	15	8	27.12	4	5.050		
33	34	4	29		1	33	5		33	33	5	33	29	27.37	2			
34	5	3	2			2	1		5	5		5	5		1			
35	13	4	9			7	5	1	13	7		13	4	17.50	1			
36	17	1	16			12	9	2	17	14	2	14	13	20.00	1			
37	18	1	16			13	6	2	18	15	5	14	13	30.84				
38	6	1	5			6	5	2	6	6	1	6	5	21.80				
41	4		4			2	2	2	4	4	3	4	4	37.00				
44	31	14	17			31	21	5	31	31	4	21	16	20.31	9	4.277		
45	39	14	25			39	27	4	39	39	6	36	25	22.68	11	2.963		
46	32	6	26			32	23		32	32		32	26	25.15	1			
47	64	18	45	1		63	57	31	63	63	15	62	44	18.20	9	2.277		
48	79	26	53			54	47	14	79	77	16	71	52	20.03	14	2.735		
51	23	2	20			22	19	7	22	22	5	21	20	14.85	1			
52	1				1													
54	58		51		7	44	44	19	51	51	3	51	22	12.47				
55	3	1				3	3	2	3	3	1	3	2					
57	3		3			2	2	2	3	3	1	3	3	18.66				
59																		
61	2																	
58	1	37	13	24		34	33	29	37	37	5	37	23	11.47	6	3.450		
	2	1																
	3	44	13	30		43	39	36	43	42	7	43	28	10.82	9	6.000		
	4	7	5	2		7	6	6	7	7		7	2		5	2.880		
	5	14	13	1		14	11	7	14	14	2	14	1		13	4.315		
	6	7		6		6	6	6	6	6	1	6	6	9.33				
	7	12	4	7		11	5	3	11	11		11	6	9.16	4	5.250		
	8	19	6	13		19	16	12	19	15	3	19	12	25.66	2			
	9	42	19	23		42	32	8	42	42	5	42	21	27.47	8	3.662		
	10	37	8	28		36	27	10	36	36	2	36	28	21.60	4	4.250		
	11	33	8	25		33	27	9	33	33	7	32	23	28.21	2			
	12	60	6	54		60	20	2	60	60	1	60	53	50.90				
	13	13		13		12	2	1	13	13		13	13	51.92				
	14	14	7	7		12	3		14	12		12	5	27.40	6	5.333		
	15	1																
	16	36	17	19		29	6	2	36	31	2	36	17	30.64	9	4.411		
	17	9	2	5		8	3		9	7		9	5	33.20				
	18	28	7	21		27	13		28	28	2	28	21	37.76	4	4.000		
	19	79	22	53		77	34	11	75	73	6	73	47	30.25	10	2.450		
	20	1																
21	7	4	3		6	6	6	7	7	1	7	1		2				
22	10	2	6	1	1	9	6	1	11	8		11	6	22.33	1			
23	11	7	4			9	7	1	11	9		11	4	20.75	2			
24	11	3	8			7	2	1	11	8		11	5	29.60	1			
25	33	13	19	1		32	25	11	32	32	4	32	19	28.47	10	3.530		
26	13	4	8	1	1	12	10	3	12	12	3	12	9	25.55	3	3.233		

¹For renter - occupied dwelling units and vacant nonseasonal not dilapidated units, for rent.
²For owner - occupied dwelling units and vacant nonseasonal not dilapidated units, for sale only.

HOUSING—BLOCK STATISTICS

Table 3.—CHARACTERISTICS OF HOUSING FOR CENSUS TRACTS, BY BLOCKS: 1950—Con.

Census tract	Block	All dwelling units by occupancy and tenure					All dwelling units by condition and plumbing facilities			Occupied dwelling units			Contract monthly rent ¹		Value ² of one-dwelling-unit structures		
		Total	Owner occupied	Renter occupied	Vacant non-seasonal not dilap., for rent or sale	Other vacant and non-resident	Number reporting	No private bath or dilap.	No running water or dilap.	Total	Persons per room		Occupied by non-white	Number reporting	Average monthly rent (dollars)	Number reporting	Average value (dollars)
											Number reporting	1.51 or more					
58	27	40	17	23					40	38	5		22	21.36	13	3,823	
	28	31	7	23		1		20	30	5	3	22	18.18	1			
	29	44	16	27	1			25	43	3	3	22	28.40	8	2,612		
	30	15	5	10				8	15	1		22	29.11	2	2,833		
	31	14	6	7		1		2	13	2		22	45.00	3	3,900		
	32	19	10	9				10	19	1		22	23.85	4	3,900		
	33	21	14	7				15	21	2		22	33.85	1	2,036		
	34	18	13	5				16	18	1		22	13.00	9	2,244		
	35	17	8	9				12	17	4		22	34.25	3	1,666		
	36	13	5	8				12	13	1		22	20.37	3	2,766		
	37	24	7	17				4	24	3		17	17.05	3	3,100		
	38	64	28	35		1		21	63	6		22	21.38	13	2,569		
	39	30	6	24				16	30	1		13	15.84	1			
	40	2		2					2								
	59-A	1	4	1	3			4	2	4	4		3	25.00	3	3,700	
2		5	4	1			5	4	5	5		11	17.00	5	4,460		
3		16	5	11			16	12	17	16	1	11	26.66	4	6,457		
4		17	14	3		1	17	5	17	17		13		22	6,113		
5		25	22	3			25	4	24	27		22		25	7,236		
6		27	22	5			27		27	27		22		21	7,666		
7		26	22	4		1	26		25	25		22	44.00	21	7,628		
8		30	25	5		2	27	1	30	30		22	41.25	27	10,162		
9		35	28	7			34	6	33	33		22	44.25	33	5,672		
10		46	38	8			46		46	46		22		26	6,842		
11		49	33	15		1	48	12	5	48	48	4	13	32.76	10	11,570	
12		19	11	6		2	19	2		17	17		6	32.33	17	10,705	
13		17	17	8			17			17	17		8	50.25	18	7,338	
14		26	18	8			26			26	26		13	82.69	13	8,269	
15		13	13				13			13	13		5	47.00	24	10,687	
16		31	25	6			30			31	31		4	47.50	22	7,726	
17		32	27	5			32		2	32	32		2	33.00	22	8,250	
18		29	24	4		1	29	3	2	28	28		3		22	8,250	
19		15	11	3		1	15	1		14	13	1	4		11	6,572	
20		23	21	1		1	23	1		22	22				21	9,776	
21		27	15	11		1	26	15	1	26	25	2	10	23.90	14	4,842	
22		25	18	7			23	10	1	22	25	2	7	28.42	14	4,135	
23		18	9	5			18	6		18	18		3	36.33	13	3,938	
24		110	9	100		1	106	10	7	109	108	36	106	25.17	8	2,737	
25		29	19	10			29	16		29	28	4	22	15.57	15	3,440	
26		34	23	11			34	6		34	34	5	10	22.00	18	3,500	
27		29	25	4			29	6		29	29	1	4	31.00	23	3,491	
28		33	29	3			33	11		33	30	2	1	39.15	19	4,952	
29		35	29	13			35	4		33	34	2	1	29.40	27	6,277	
30		30	27	3			30	1		30	30		2		26	6,965	
31	33	28	4		1	33	2		32	32	1		31.37	27	6,874		
32	33	24	9			33	8	1	32	33	1		36.40	21	7,300		
33	44	45	13			43	10		43	43		10	24.83	36	6,138		
34	33	25	8			33	7		33	33		6	26.66	20	5,265		
35	33	21	6			33	5		33	33		2	40.00	21	6,400		
36	10	4	6			10	2		10	10		2	7.32	4	3,323		
37	34	24	10		1	34	5		34	34	4		40.00	22	6,036		
38	15	13	2			15	1		15	15		1	6.41	12	4,116		
39	22	20	6		1	22	2		22	22		3	24.40	20	6,150		
40	22	18	4			22	1		22	22		5	42.66	17	6,823		
41	26	14	11		1	26	3		25	25	3	10	41.00	15	6,320		
42	31	17	14			31	9		31	31		12	39.50	16	6,250		
43	25	21	4			25	4		25	24	1	8	32.66	20	6,025		
44	28	18	10			28	12		28	28	1	9	36.22	18	4,661		
45	29	20	9			29	14	3	29	29	2	8	16.87	16	3,406		
46	30	16	14			30	14	5	30	29	6	13	33.61	11	3,890		
47	38	21	17			38	27	19	38	38	6	17	20.52	18	3,211		
48	13	10	3			12	7	4	13	13		3	29.66	10	3,610		
49	13	8	3		1	13	7	5	12	12	2	4	18.75	7	3,157		
50	16	9	7			13	12	12	16	15	3	5	12.00	8	3,725		
59-B	1	24	22	2		24			24	24		2		22	11,409		
	2	14	7	7		14			7	7				7	9,214		
	3	1													5	13,000	
	4	6	5	1		6			5	5				9	15,866		
	5	9	6	9		9			9	6				6	9,666		
	7	6	6			6			6	6				6	9,441		
	8	12	12			12			12	12				12	11,071		
	9	14	8	6			13		14	12			6	10,000	7	6,780	
	10	48	45	9		14	48			46	46	3	8	7,062	455	6,780	
	11	25	22	2		1	25			24	24		2		21	9,552	
	12	24	24				24			24	24				23	8,582	
	13	24	22	2			24			24	24			2	22	8,827	
	14	13	13				13			13	13				13	8,815	
	16	10	10				10			10	10				10	10,050	
	17	20	16	3		1	20			19	19		3	7,833	16	10,187	
18	16	13	3			16			16	16	1		64.66	13	10,653		
19	27	21	6			27			27	27		6	51.00	16	10,281		
20	19	19				19			19	19				19	10,315		
21	23	23				23			23	23				23	10,186		

¹For renter - occupied dwelling units and vacant nonseasonal not dilapidated units, for rent.
²For owner - occupied dwelling units and vacant nonseasonal not dilapidated units, for sale only.

Table 3.—CHARACTERISTICS OF HOUSING FOR CENSUS TRACTS, BY BLOCKS: 1950—Con.

Census tract	Block	All dwelling units by occupancy and tenure					All dwelling units by condition and plumbing facilities			Occupied dwelling units			Contract monthly rent ¹		Value ² of one-dwelling-unit structures		
		Total	Owner occupied	Renter occupied	Vacant non-seasonal not dilap., for rent or sale	Other vacant and non-resident	Number reporting	No private bath or dilap.	No running water or dilap.	Total	Persons per room		Occupied by non-white	Number reporting	Average monthly rent (dollars)	Number reporting	Average value (dollars)
											Number reporting	1.51 or more					
59-B	22	17	17						17	17						16	11,531
	23	19	16			1			19	18			2		15	11,900	
	24	17	15	2					17	17			2		13	8,823	
	25	18	18						18	18					18	8,333	
	26	21	20	1					21	21			1		20	7,465	
	27	14	14						14	14					13	9,630	
	28	24	20	3	1			1	24	23			3	55.66	16	9,406	
	29	24	22	2					24	24			2		20	8,975	
	30	21	20	1					21	21			1		19	8,457	
	31	26	22	4					26	25			4	43.75	22	8,309	
	32	24	22	2					24	23	1		2		21	8,233	
	33	31	30			1			31	30			2		30	8,813	
	34	30	30						30	30					29	8,803	
	35	35	27	8				4	3	35	35	1	8	30.12	26	6,903	
	36	11	9		1					10	10		1		8	6,712	
	37	5	3			1				4	4		1		2	8,222	
	38	24	22	2					24	24			2		22	8,336	
	39	19	12	6				2	1	18	18		6	53.50	11	6,909	
	40	19	16	2						18	18		1		16	7,806	
	41	36	30	6				2		36	36	1	6	52.16	26	9,342	
42	33	26	6		1				32	32		6	44.16	26	10,450		
43	16	12	4						16	16		4	49.00	11	12,272		
44	19	15	3	1			2		18	17	1	1		13	9,046		
60	1	10	9	1					10	9					9	10,944	
	2	6	4	2					6	6	1		18	44.94	4	6,845	
	3	7	2	5		1			7	7			5	35.20	16	8,112	
	4	2	1	1					2	2			6	49.66	14	6,121	
	5	4	3	1		1			4	4	1		10	44.20	8	7,935	
	6	16	19						19	19					19	9,847	
	7	24	24					2	24	24			2		24	7,679	
	8	22	20	2					22	22			2		20	7,860	
	9	22	20	2	2				22	20		1			20	7,810	
	10	22	19	2					21	21			2		18	7,138	
	11	17	15	2					17	17			2		14	7,214	
	12	21	18	2	1				20	18			3	53.33	13	7,261	
	13	18	18	1					19	19			1		17	7,500	
	14	11	14	1					15	15			1		13	7,538	
	15	5	3						3	3					3	7,213	
	16	8	7			1			8	7			1		7	6,000	
	17	6	5	1				3	2	6	6		2		3	3,314	
	18	16	16					5	4	16	16		3	47.66	7	6,600	
	19	2	2						2	2			1		2	7,846	
	20	2	1	1	7			3	1	2	2		2		2	7,855	
21	9	8	1					9	9			1		8	6,350		
22	11	11			1			11	11			3		13	4,900		
23	3	2	1					3	3			2		2	5,974		
24	3	3						3	3			1		3	5,652		
25	3	3						3	3			1		1	6,157		
26	3	3						3	3			1		1	7,666		
27	3	3						3	3			1		1	7,433		
28	3	3						3	3			1		1	8,200		
29	3	3						3	3			1		1	5,200		
30	2	2						2	2			1		5	5,200		
31	15	13	2		1			15	13			2		13	4,615		
32	3	3						3	3			2		2	8,916		
33	1	1						1	1			4	46.55	11	6,990		
34	1	1						1	1			1	41.50	11	6,990		
35	1	1						1	1			1		1	6,737		
36	1	1						1	1			1		1	8,222		
37	1	1			1			1	1			1		1	8,222		
38	2	2						2	2			1		2	8,222		
39	1	1						1	1			1		1	3,260		
61	1	20	13	6	1				19	19			6	36.16	9	7,388	
	2	3	3						3	3			10	59.00	1	5,864	
	3	1	1						1	1			1		1	6,022	
	4	10	10						10	10			4	35.75	2	4,922	
	5	22	22						22	22			8	16.75	16	5,261	
	6	14	14						14	14					14	5,935	
	7	14	14						14	14					13	5,176	
	8	11	11						11	11			5	31.60	10	6,180	
	9	11	11						11	11			2	31.66	10	6,000	
	10	1	1						1	1			2		1	6,000	
	11	30	21	9		2			30	30			8	30.37	20	4,595	
	12	30	20	9		1			29	26			8	24.75	15	4,900	
	13	1	1						1	1			3	25.66	16	5,922	
	14	1	1						1	1			3		1	7,105	
	15	1	1						1	1			1		1	7,052	
	16	1	1						1	1			1		1	6,442	
	17	1	1						1	1			1		1	7,365	
	18	1	1						1	1			1		1	7,368	
	19	1	1						1	1			1		1	7,040	
	20	1	1						1	1			1		1	6,822	
21	1	1						1	1			1		1	6,512		
22	1	1						1	1			1		1	6,600		

¹For renter - occupied dwelling units and vacant nonseasonal not dilapidated units, for rent.
²For owner - occupied dwelling units and vacant nonseasonal not dilapidated units, for sale only.

HOUSING—BLOCK STATISTICS

Table 3.—CHARACTERISTICS OF HOUSING FOR CENSUS TRACTS, BY BLOCKS: 1950—Con.

Census tract	Block	All dwelling units by occupancy and tenure					All dwelling units by condition and plumbing facilities			Occupied dwelling units			Contract monthly rent ¹		Value ² of one-dwelling-unit structures			
		Total	Owner occupied	Renter occupied	Vacant non-seasonal not dilap., for rent or sale	Other vacant and non-resident	Number reporting	No private bath or dilap.	No running water or dilap.	Total	Persons per room		Occupied by non-white	Number reporting	Average monthly rent (dollars)	Number reporting	Average value (dollars)	
											Number reporting	1.51 or more						
61	23	23	16	6		1	21	3	1	22	22			6	30.00	15	7.713	
	24	22	22				21	2	1	22	22					21	7.580	
	25	27	27				6	7		7	6					6	6.250	
	26	15	14	1			14	1	1	15	15			1		12	6.225	
	27	4																
	28	4	2	2			4	1	1	4	3	1		2		1	10.000	
	29	20	13	6		1	19	3	1	19	12			6	35.83	11	7.291	
	30	22	12	7			11	1	1	12	12					12	7.491	
	31	22	22				22			22	22						23	7.491
	32	33	26	10			35	1		36	33			7	42.00	23	7.978	
62	1	32	26	6			32	1		32	30	1		6	32.00	18	6.716	
	2	16	15	1			16			16	16					18	7.368	
	3	11	11				11	7	1	11	11					24	5.762	
	4	31	19	11	1		31			31	30					17	6.058	
	5	29	13	16		1	28	5	1	29	28			1	16.67	11	6.272	
	6	78	49	28		1	74	2	1	77	76	3		1	29.77	14	6.788	
	7	36	22	14			31	9	5	36	35	1		2	10.00	13	6.583	
	8	70	45	24	1		67	1	2	69	65			2	29.77	12	6.344	
	9	4	3	1			4	1		4	4			1		3	6.000	
	10	27	18	9			27	8	3	27	27			8	25.37	16	5.575	
	11	36	19	17			35	16	1	36	36	4		17	30.58	11	6.209	
	12	41	18	23			40	21	1	41	40	2		21	25.14	16	5.043	
	13	39	31	8			39	5		39	39			2	35.00	28	5.919	
	14	42	25	16		1	41	11	2	41	41	1		13	32.53	18	5.266	
	15	41	24	17			36	20	2	41	40	4		16	26.52	17	5.547	
	16	44	27	17			42	24	13	44	44	6		15	27.46	17	6.782	
	17	33	23	9		1	33	7		32	32			3	10.00	14	5.500	
	18	22	15	7			21	3		22	21			5	27.00	14	5.435	
	19	25	13	11	1		24	3		24	23			11	50.45	12	6.833	
	20	38	12	26			36	6	1	38	36	1	1	25	46.04	9	8.277	
63	1	10	4	6			10	10	3	10	10		10	6	18.50	1		
	2	14	6	8			14	9	7	14	14		14	8	25.25	5	6.800	
	3	21	14	7			21	18	12	21	21	2		7	21.57	14	2.392	
	4	20	17	3			20	16	11	20	20	5		3	23.00	14	2.550	
	5	20	9	11			19	18	10	20	20	5		11	22.90	7	3.657	
	6	34	25	9			34	21	6	34	34	2		8	26.12	23	3.804	
	7	37	23	13		1	36	19	3	36	36	3		13	28.69	19	3.963	
	8	30	16	13			28	14	2	29	28			12	21.66	14	5.200	
	9	37	23	14		1	34	14	5	37	36	3		14	24.85	18	4.677	
	10	45	29	16			44	8	4	45	44			15	32.86	24	5.604	
	11	29	11	18			29	10	1	29	28			17	31.94	8	6.375	
	12	52	28	24			49	16	7	52	51	3		23	30.00	18	5.766	
	13	14	5	9			13	8		14	14	2		7	39.28	2		
	14	27	14	13			27	10	1	27	27			13	26.15	11	4.900	
	15	39	28	11			38	11		39	38			11	46.72	22	5.740	
	16	45	32	13			45	11	5	45	44	1		12	24.08	25	5.080	
	17	31	11	11			31	10		31	29	1		9	22.22	15	4.633	
	18	53	22	30		1	51	23	9	52	52			26	22.30	18	4.750	
	19	54	33	19		2	54	26	14	52	51	2	4	18	25.27	22	4.445	
	20	45	30	15			41	23	13	45	42	2	7	11	32.27	26	3.546	
21	58	23	35			56	29	11	58	57	4		30	30.63	13	4.115		
22	38	23	15			37	19	6	38	38	4		12	22.33	12	4.016		
23	40	26	13		1	39	21	5	39	39	1		12	40.58	22	4.072		
24	79	38	40	1		76	38	13	78	78	4	4	15	25.74	15	5.480		
25	64	32	32			60	32	26	64	63	5		31	19.23	14	4.042		
26	82	28	52		2	81	49	23	80	76	7	17	50	20.24	14	3.450		
27	45	23	19		3	44	31	22	42	41	9		19	21.52	12	3.208		
28	16	6	10			16	15	9	16	15			8	25.37	1			
29	18	10	8			17	9	6	18	18	1		8	16.87	9	3.133		
64	1	19	16	3	1		17	9	5	19	18	2		1		14	4.000	
	2	29	19	8		1	29	12	8	27	27	4		7	23.57	18	4.277	
	3	17	14	3			16	9	8	17	17	1		3	22.40	14	3.171	
	4	17	9	8			16	11	6	17	17	3		7	26.71	9	4.722	
	5	31	19	12			30	18	2	31	31	1		11	22.51	16	3.893	
	6	54	31	20		3	50	25	4	51	50	2		16	35.68	22	4.581	
	7	43	34	9			40	4	1	43	43			8	23.50	30	5.600	
	8	45	35	10			44	6		45	45			8	38.62	31	5.648	
	9	16	12	3		1	15	15		15	15			2		10	6.050	
	10	22	17	5			22	1		22	22			2	44.60	15	7.086	
11	12	11				11	2		11	11					10	5.130		
12	18	9	8			17	2		17	17			8	33.12	8	5.900		
14	55	23	31		1	53	37	19	54	53	3		25	30.36	19	2.910		
65	1	3	2	1			2	2		3	2			1		7	4.585	
	2	10	7	10			8	8		10	9			9	14.88			
	3	7	7				7	1		7	7			2		13	4.092	
	4	17	15	2			17	3	1	17	17			2		29	6.117	
	5	49	34	15			49			49	48			15	34.40			

¹For renter - occupied dwelling units and vacant nonseasonal not dilapidated units, for rent.
²For owner - occupied dwelling units and vacant nonseasonal not dilapidated units, for sale only.

Table 3.—CHARACTERISTICS OF HOUSING FOR CENSUS TRACTS, BY BLOCKS, 1950—Con.

Census tract	Block	All dwelling units by occupancy and tenure					All dwelling units by condition and plumbing facilities			Occupied dwelling units			Contract monthly rent ¹		Value ² of one-dwelling-unit structures	
		Total	Owner occupied	Renter occupied	Vacant non-seasonal not dilap., for rent or sale	Other vacant and non-resident	Number reporting	No private bath or dilap.	No running water or dilap.	Total	Persons per room		Number reporting	Average monthly rent (dollars)	Number reporting	Average value (dollars)
											Number reporting	1.51 or more				
65	6	27	21	6			27	1		27	27		4	24.50	17	6,323
	7	34	27	6		1	33	3		33	33	1	6	33.16	21	5,466
	8	16	11	5			16			16	16		5	44.60	9	5,411
	9	10	10				10			10	10				10	7,260
	10	1														
	11	14	10	4			13	3		14	14		4	27.25	5	4,220
	12	25	19	6			25	2	1	25	25	1	4	36.75	16	7,031
	13	47	42	4	1		47	1		46	46		3	39.66	42	8,004
	14	53	52	1			53	2		53	53	1	1		49	8,251
	15	21	18	2	1		21	2		20	20				17	7,382
	16	32	19	11	1	1	31	11		30	30	1	11	39.45	10	5,700
	17	67	34	32	1		66	19	2	66	66		31	42.80	20	6,375
	18	58	34	23	1		57	13	2	57	57		22	40.00	20	6,950
	19	62	34	24	2	2	59	18	1	58	57	3	23	38.43	25	7,036
	20	66	34	24			66	16	1	66	64	1	24	41.08	22	6,645
	21	62	35	24			61	21		62	61		19	41.63	24	6,895
	22	72	33	39			71	15	1	72	71	1	38	39.52	20	6,710
	23	10	10				10			10	10				10	9,900
	24	25	19	5	1		25	3		24	24		4	37.00	17	8,470
	25	39	33	5		1	39			38	38	1	3	43.33	31	8,790
	26	55	39	15		1	55			54	54		12	41.00	35	9,185
	27	53	30	21	2		53	10		51	51	1	20	34.00	22	6,795
	66	1	6	5	1		6	3	1	6	6	2	1		3	2,466
		2	27	15	12		27	20	13	27	27	5	11	22.18	5	3,200
		3	25	14	10		25	17	15	24	24	2	10	27.80	11	3,490
		4	22	15	7		22	14	4	22	22		7	22.85	11	3,436
		5	27	21	5	1		27	8	4	26	26		5	24.00	19
6		40	20	19		1	40	18	8	39	39	3	19	30.31	10	6,000
7		35	13	13	1		34	9	4	34	34		14	27.28	21	3,452
8		28	22	6			28	4		28	27	2	6	23.83	16	4,563
9		22	15	6		1	22	11	2	21	21	1	5	27.40	13	4,676
10		22	15	6			22	9	1	21	21	2	23	26.47	14	4,892
11		38	15	23			37	9		38	37					
12		21	15	6			19	4		21	21	1	6	30.83	13	3,692
13		1														
14		5	4	1			3	3	1	5	5		1		3	3,000
15		31	18	13		1	29	18	1	31	29	2	13	34.84	14	3,778
16		22	18	4			22	12		22	22	2	4	22.75	17	3,517
17		8	6	2			7	1		8	8	1	1		5	2,100
18		5	3	1			5	4	1	4	4	1	1		3	2,566
19		29	19	9		1	28	10	2	28	28		8	30.00	17	3,929
20		37	22	15			36	18	1	37	37	3	15	30.40	15	3,806
21		13	10	3			13	6	2	13	12	1	3	30.00	9	3,811
22		17	8	9			17	14	5	17	17	2	7	25.00	7	3,371
23		26	14	12			26	10	7	26	26	3	12	33.41	10	3,600
24		14	8	6			13	8	3	14	14	1	6	41.50	7	3,614
25		1														
26		26	9	12		5	23	19	4	21	20	4	11	33.90	5	11,400
27		4	2	2			4	4		4	4		2		1	
28		22	15	6		1	22	17	11	21	21	5	6	18.50	13	3,153
29		13	5	8			13	13	13	13	13	3	7	14.28	4	2,625
30		8	6	1		1	8	6	4	7	7	1	1		5	3,900
31		13	8	4		1	13	10	10	12	12		3	17.33	7	2,514
32		7	3	2			7	6	3	7	7		4	11.25	3	3,266
33		7	4	2		1	7	6	6	6	6	2	2		3	2,433
34	13	8	5			12	12	11	13	13	2	5	13.40	4	2,425	
35	9	1	8			9	7	1	9	9		8	23.50	8	3,350	
36	8	7	1			8	3		8	8		1		7	3,857	
37	8					8			8	8						
38	2					2			2	2						
39	1					1			1	1						
40	9	3	6			9	6	6	9	8	1	6	12.00	1		
41	1					1			1	1						
42	12	1	11			12	11	5	12	12	5	11	20.09	1		
43																
44	6	6				6	2	1	6	4	1			5	3,000	
45	5	1	3			3	1		5	5		4	16.00	1		
46	4	4	4			4	2		4	4		3	41.00	1		
47	22	14	8			22	8		22	22	3	7	45.71	11	4,318	
48	25	19	6			25	10	3	25	24	2	5	36.40	16	4,237	
49	20	12	8			20	7	3	20	20	2	8	38.87	11	4,772	
50	39	14	23		2	37	10	1	37	35		21	43.90	9	4,500	
51	51	21	27		3	47	17	1	48	46	2	25	34.32	12	5,441	
67	1	23	22	1		20			23	22				22	11,559	
	2	23	21	2		17			23	22		2		21	14,714	
	3	28	24	4		24			28	28		4		21	11,761	
	4	20	18	2		19			20	20		2	39.00	15	11,633	
	5	23	19	4		21			23	22		4	65.00	18	12,000	
	6	31	20	11		31	6		31	31		11	43.90	15	8,833	
	7	27	19	6		27	1		27	27		8	53.75	15	9,166	
	8	37	24	12	1		35	7	1	36	36	2	11	52.21	19	12,184
	9	24	22	2			23			24	24		2		18	11,438
	10	18	16	2			18			18	18		2		16	15,687
	11	32	21	11			32	1		32	32		11	49.90	14	13,642
	12	29	24	5			29			29	29		4	58.75	24	16,979
	13	23	21	2			23	2		23	23	1	2		20	11,475

¹For renter-occupied dwelling units and vacant nonseasonal not dilapidated units, for rent.
²For owner-occupied dwelling units and vacant nonseasonal not dilapidated units, for sale only.

HOUSING—BLOCK STATISTICS

Table 3.—CHARACTERISTICS OF HOUSING FOR CENSUS TRACTS, BY BLOCKS: 1950—Con.

Census tract	Block	All dwelling units by occupancy and tenure					All dwelling units by condition and plumbing facilities			Occupied dwelling units			Contract monthly rent ¹		Value ² of one-dwelling-unit structures	
		Total	Owner occupied	Renter occupied	Vacant non-seasonal not dilap., for rent or sale	Other vacant and non-resident	Number reporting	No private bath or dilap.	No running water or dilap.	Total	Persons per room		Number reporting	Average monthly rent (dollars)	Number reporting	Average value (dollars)
											Number reporting	1.51 or more				
67	14	22	17	5		21			22	22		5	58.60	14	12,928	
	15	19	18	1		19			19	19		1		16	14,893	
	16	2														
	18	47	17	30		47			47	47		30	59.60	14	19,321	
	19	58	5	52	1	58			57	57		52	53.05	5	13,000	
	20	16	13	3		16			16	16		3	56.66	13	14,576	
	21	63	39	22	1	63			61	58	1	23	44.26	23	10,256	
	22	58	28	30		57	2		58	55		26	48.80	14	10,785	
	23	53	21	28	3	52	5		49	48		31	45.09	10	9,950	
	24	37	23	14		30	3	1	37	37		14	45.50	16	9,906	
	25	42	24	18		29	2		42	40		1	49.62	18	13,166	
	26	1														
	27	37	25	12		37	1	1	37	36		12	47.91	21	11,747	
	28	108	24	82		106	2	1	106	104	2	79	51.60	15	9,500	
	29	38	27	11		37			38	35		11	50.27	21	9,214	
	30	19	13	5		14			18	18		5	57.40	12	9,325	
	31	14	7	7		11			14	14		6	57.66	6	9,833	
	68	1	52	34	17	1	51			51	50		17	45.94	24	7,812
		2	55	39	16		54			55	55		15	38.66	30	8,366
		3	69	37	32		69	1	3	69	69	2	31	36.35	28	8,103
		4	65	35	30		65	8	8	65	65		30	43.40	25	8,524
		5	48	39	9		48			48	48	1	8	47.37	39	9,064
		6	42	39	3		41			42	42		1		38	8,605
		7	36	30	6		36			36	36		5	36.00	21	8,619
		8	68	39	27		64	2		66	66		26	36.50	23	6,391
		9	67	38	29		66	5	1	67	66		26	41.07	21	7,166
		10	56	40	16		56	1		56	56		16	43.37	26	6,500
		11	62	31	29		62	1		60	60		28	41.00	23	7,226
		12	68	31	33	4	68	10		64	64		37	45.29	18	6,055
		13	59	28	28		56	7		56	55	2	28	49.82	16	8,375
		14	42	27	14		39	6	1	41	38	1	13	47.76	16	9,250
15		55	49	5		50	2		54	50	2	4	50.00	41	10,658	
16		42	36	6		41			42	40		4	61.25	25	9,840	
17		66	30	34	1	66	18	16	64	64	1	34	46.82	21	9,380	
18		50	33	16		49	11	10	49	49		16	58.81	25	9,260	
19		56	23	32		54	4	2	55	51	1	30	38.40	22	10,931	
69	1	52	31	21		51			52	50		17	30.58	22	7,659	
	2	58	37	21		58	1		58	58		19	36.26	28	7,303	
	3	59	36	23		59	7		59	59		21	34.47	20	6,700	
	4	54	32	22		54	20	18	54	54		22	36.31	29	6,272	
	5	61	30	30		57	14	11	60	58		22	38.03	23	7,000	
	6	34	30	4		34	1		34	33		1	32.15	1		
	7	22	1	21	1	22	10	2	21	21		1	25.57	1		
	8	42	35	7		40	6		42	40		3	37.54	1		
	9	40	26	14		40			40	40		14	33.35	23	7,000	
	10	41	23	18		39	4		41	41		18	33.61	17	6,923	
	11	31	25	6		30	2		31	31	1	6	40.50	25	6,860	
	12	6	4	2		6			6	6		2		2		
	13	1														
	14	8				8			6	6		6	37.33			
	15	42	25	17		41	7	5	42	42	1	16	39.18	21	6,071	
	16	36	27	9		36	2		36	36		9	43.22	25	7,912	
	17	72	35	35	1	69	1		70	66	1	32	46.90	26	8,442	
	18	61	22	38		56	2	1	60	60		36	34.41	16	7,450	
	19	30	14	16		30	2		30	30		16	40.06	10	8,710	
	20	49	26	22		47	5		48	47		21	33.38	20	6,315	
21	52	35	16	1	51	4		51	50	1	16	38.68	29	6,965		
22	50	32	17		49	4	1	49	46		16	40.25	21	4,704		
23	64	32	30		63	6	1	62	61		26	46.57	19	6,747		
24	68	30	36	1	65	2		66	65	1	36	37.22	16	6,812		
70	1	84	51	33		84	7		84	84	1	33	33.39	41	5,882	
	2	64	30	34		62	10	1	64	63		34	38.82	22	5,981	
	3	59	31	28		58	4		59	58		28	30.60	28	6,610	
	4	72	34	37	1	71	2		71	71		38	37.73	22	7,340	
	5	23	14	9		23			23	22		9	37.44	6	7,916	
	6	52	28	24		51	4		52	52	1	22	31.00	24	6,000	
	7	26	13	13		24			26	26		12	38.33	7	6,557	
	8	34	23	11		33	5		34	34	1	11	35.63	20	6,300	
	9	32	14	18		32	2		32	32	1	18	39.66	10	4,850	
	10	69	31	37	1	69	5		68	68	1	38	39.68	23	6,304	
	11	68	31	36	1	68	12		67	67	3	37	38.32	22	7,250	
12	66	41	23	2	61	9		64	64	1	24	34.33	29	5,331		
13	62	35	27		59	9		62	62	1	25	37.40	27	5,814		
14	62	37	24		53	7	1	61	60	1	23	27.86	24	4,991		
15	64	30	34		60	8	4	64	64	1	31	33.70	23	5,708		
16	23	10	13		22	4		23	23		12	42.25	8	5,800		
17	174	74	94	5	160	36	6	168	161	8	92	39.55	35	6,045		
18	107	47	58		103	27		105	104	1	55	49.12	24	6,104		
19	86	47	37	2	86	20	4	84	84	2	38	36.78	26	6,007		
20	69	27	40		65	11	3	67	66	1	36	40.41	15	7,766		
21	91	48	42		88	20	4	90	88		39	36.17	26	6,826		

¹For renter - occupied dwelling units and vacant nonseasonal not dilapidated units, for rent.
²For owner - occupied dwelling units and vacant nonseasonal not dilapidated units, for sale only.

Table 3.—CHARACTERISTICS OF HOUSING FOR CENSUS TRACTS, BY BLOCKS: 1950—Con.

Census tract	Block	All dwelling units by occupancy and tenure					All dwelling units by condition and plumbing facilities			Occupied dwelling units			Contract monthly rent ¹		Value ² of one-dwelling-unit structures		
		Total	Owner occupied	Renter occupied	Vacant non-seasonal not dilap., for rent or sale	Other vacant and non-resident	Number reporting	No private bath or dilap.	No running water or dilap.	Total	Persons per room		Number reporting	Average monthly rent (dollars)	Number reporting	Average value (dollars)	
											Number reporting	1.51 or more					Occupied by non-white
70	22	62	30	31		1			61	57			28	35.14	23	8,095	
	23	70	38	30	2			66	67			28	37.14	29	7,603		
	24	62	40	22			6	19	62	62			28	32.81	34	7,635	
	25	17	11	5	1				16	16	2		6	52.00	10	4,970	
71	1	59	22	36		1			58	57			34	58.02	17	11,705	
	2	74	26	48			1	1	74	74	6		45	51.57	18	9,805	
	3	54	7	47			2	3	54	53		1	42	39.57	5	12,200	
	4	32	13	9					22	21			8	54.12	8	10,500	
	5	14	6	8				2	14	14			8	47.00	3	8,166	
	6	61	13	48					61	61	16		46	47.26	8	12,875	
	7	36	16	19		1			35	35			18	55.44	11	9,636	
	8	31	10	21			1	1	31	31			20	48.70	6	8,250	
	9	34	17	17					34	34			17	50.82	6	8,216	
	10	17	5	12				2	17	17			10	47.90	4	10,950	
	11	114	71	43			114	19	7	114	112	1		38	41.92	53	7,537
	12	49	32	17			48	3	1	49	49			16	45.50	25	9,200
	13	29	17	11	1		27	2	2	28	28	1		11	44.63	11	8,181
	14	33	12	21			26	2	2	33	31			21	46.09	10	8,550
	15	6	2	2			7			8	8			2	31.40	5	2,140
	16	59	49	10			49	6	4	59	58			2	36.22	4	8,430
	18	29	26	3			29	2	1	29	29			2	7.85	24	7,835
	19	28	24	4			28	3	1	28	28			3	27.33	21	7,595
	20	45	28	17			45	4	2	45	45			16	38.06	14	6,842
	21	51	28	23			38	9		51	51		2	22	42.50	12	10,166
	22	31	16	12			31			28	25	1		10	55.20	11	9,272
	23	2				1	51	2		50	50	6		6	50.83	36	9,597
	24	51	44	6		1	12			11	11			11	11.31	11	1,310
	25	12	11	1			18			19	19			4	83.00	11	1,318
	26	13	5	6			43			42	42			5	60.00	33	9,437
	27	43	39	4		1	45			45	45			5	43.00	36	9,683
	28	33	17	16			22		4	22	21			5	55.60	15	11,333
	29	22	27	15			42	8		42	42			14	54.28	22	11,181
	30	42	27	15			28	3	1	42	40			10	44.80	25	10,000
	31	40	30	10													
	32	22	16	6			13	2	2	22	22			6	47.83	14	8,978
	34	25	15	10			25			25	25			9	39.33	13	11,038
	35	33	31	2			53	6	1	53	53	1	1	22	40.09	25	9,380
	36	26	22	3		1	26	1	1	26	25			3	40.00	20	8,400
	37	77	67	8		2	77	4	2	75	75			8	48.25	59	7,903
	38	11	11				11	7	6	11	11	2		8	48.25	10	4,650
	40	2															
	41	2															
	42	6	5	1			6	5		6	6			1		5	4,300
	43	10	10				10	2		10	10					10	7,150
	44	25	9	16			25	14		25	25	2		16	21.00	9	6,400
	45	23	20	3			23	4		23	23	1		2		19	8,815
	46	25	20	5			25	1	1	25	25			4	38.00	16	7,500
47	48	30	17	1		48	4		47	47			16	44.18	25	9,024	
48	41	30	11			41	3		41	41	1		10	54.10	27	9,092	
49	20	15	5			19	2		20	20			5	36.80	14	7,107	
50	13	8	5			13	1		13	13		1	4	57.50	5	7,440	
51	27	18	9			27	3		27	27			9	56.11	12	8,916	
53	22	17	5			22	4	1	22	22	1	3	5	32.80	13	6,000	
54	47	37	10			46			47	46			8	37.37	32	7,681	
55	36	26	10			35	3	1	36	36	1		10	41.80	6	6,416	
56	32	25	7			32	2		32	32			7	33.28	25	7,740	
57	33	30	3			33	2		33	33			3	53.33	29	7,431	
58	24	18	6			24	4		24	24			6	24.00	18	7,277	
59	3	3				3			3	3					3	6,500	
60	9	8	1			9	3	1	9	9	1	3	1		7	4,000	
61	21	5	16			20	13	4	21	21	1	4	14	19.78	5	7,100	
63	15	13	2			15	4	1	15	15			2		11	6,863	
64	145	143	1		1	144	3	2	144	144			1		142	6,433	
65	11	10				11			10	10					9	6,533	
67	1																
68	14	8	6			14	13	5	14	14	1	5	6	21.83	8	4,650	
69	5	1	4			5	2		5	5			4	42.50	1		
70	2																
71	3	1	2			3	2		3	3					1		
72	2																
73	7	6	1			6			7	7			1		6	7,333	
74	7	6	1			7			7	7			1		6	7,916	
75	18	12	6			18			18	18			6	36.50	12	8,125	
76	15	14	1			14			15	15			1		14	8,500	
77	11	10		1		11			10	10					10	9,110	
78	9	6	3			9			9	9			3	65.00	5	9,400	
79	12	7	2		3	12			9	9			2		4	7,375	
80	8	8				8			8	8					7	7,642	
81	3	3				3			3	3					3	8,666	
82	12	9	2	1		12			11	11			2		9	7,366	
83	12	8	6			12			12	12			6	79.16	6	9,433	
84	8	8				8			8	8					8	9,137	
85	18	16	1	1		18			17	17			1		16	8,956	
86	15	15				15			15	15					14	8,107	
87	10	9				10			10	10					9	8,677	
88	7	7				7			7	7					7	9,857	

¹For renter - occupied dwelling units and vacant nonseasonal not dilapidated units, for rent.
²For owner - occupied dwelling units and vacant nonseasonal not dilapidated units, for sale only.

HOUSING—BLOCK STATISTICS

Table 3.—CHARACTERISTICS OF HOUSING FOR CENSUS TRACTS, BY BLOCKS: 1950—Con.

Census tract	Block	All dwelling units by occupancy and tenure					All dwelling units by condition and plumbing facilities			Occupied dwelling units			Contract monthly rent ¹		Value ² of one-dwelling-unit structures	
		Total	Owner occupied	Renter occupied	Vacant non-seasonal not dilap., for rent or sale	Other vacant and non-resident	Number reporting	No private bath or dilap.	No running water or dilap.	Total	Persons per room		Number reporting	Average monthly rent (dollars)	Number reporting	Average value (dollars)
											Number reporting	1.51 or more				
71	89	5	4	1		5			5	5		1		3	8,500	
	90	9	6	1	2	9			7	7		1		6	8,833	
	91	4	2	2		4			4	4	2	2		2		
	92	3	3			3			3	3				3	5,500	
72	1	2				2			2	2				2		
	4	30	3	27		27			30	27		25	44.04	2		
	5	57	6	51		52			57	54		49	89.00	4	11,750	
	6	53	19	34		44			53	47		30	52.16	13	14,030	
	7	106	13	92	1	106			105	105	9	91	53.07	6	10,500	
	8	84	8	74		84			82	81	1	72	63.86	6	8,166	
	9	79	7	71		79	9	9	78	78		68	44.50	2		
	10	46	28	18		44	3		46	45		14	41.21	21	9,704	
	11	34	24	10		33			34	33		9	49.22	21	7,690	
	12	30	16	14		30	4		30	30		14	41.14	8	6,750	
	13	57	25	32		56	3		57	56	1	30	40.03	19	6,868	
	14	66	30	36		63	11		66	63	1	32	38.03	21	6,785	
	18	2														
	19	29	29			26			29	26	2				29	8,644
	20	10	10			10			10	10					9	8,577
	21	2														
	22	15	13	2		14			15	15		2			12	8,041
	23	6	6			6			6	6					6	7,333
	24	30	24	6		28			30	28		5	41.60	17	9,411	
	25	9	6	3		9			9	9		2		3	7,500	
	26	13	9	4		12	1		13	13		3	63.00	7	8,500	
	27	17	11	6		17			17	17		6	48.33	5	8,840	
	28	9	8	1		9			9	8		1		8	7,062	
	29	26	10	16		26			26	26		16	47.00	9	8,600	
	30	9	8	1		8			9	8				7	5,728	
	31	31	26	5		31			31	31		5	36.60	25	8,788	
	32	16	16			15			16	16	1			14	8,557	
	33	5	5			5			5	5				5	9,280	
	34	14	14			14			14	14				14	8,692	
	35	32	31	1		27			32	30				28	8,746	
	36	26	25	1		25	3	3	26	22		1		20	8,650	
	37	4	4			4			4	4				4	9,875	
	38	5	5			3			5	3				3	6,666	
	39	8	8			8			8	7				7	8,714	
	40	21	13	8		21	1		21	21		8	47.12	10	8,090	
	41	14	11	3		14	1		14	14	1	3	35.00	11	8,090	
	44	27	26	1		27			27	27				26	10,103	
	45	24	22	2	1	24			23	23		1		21	9,585	
	46	29	27	2		29			28	28	1	1		23	9,234	
	47	16	16			16			16	16				15	9,246	
	48	21	19	2	1	21			20	20		1		19	9,842	
	49	4	2	2		4			4	4		1		2		
	50	38	32	6		36	1		37	35		4	66.50	26	9,396	
	51	26	20	6		25	1		26	25		6	50.33	14	8,750	
	52	22	19	3		22			22	22		2		17	15,352	
	53	22	21	1		22			22	22		1		19	9,200	
	54	33	31	2		33	1	1	33	32		1		31	9,109	
55	22	22			22			22	22				22	9,077		
56	33	34			36			35	36		2		33	10,560		
57	9	13			13			15	13		1		12	9,833		
60	19	7	12		16	4	3	19	15	2	9	50.77	7	5,071		
61	26	24	2		26	3	3	26	26		2		22	8,227		
62	27	24	3		27	1		27	26		2		22	8,227		
63	32	32		1	31	1	1	32	32	1	1		24	7,016		
64	37	31	6		35	1	1	37	32				32	7,021		
65	24	18	6		24	1	1	24	24	1	4	61.25	29	7,744		
66	17	14	3		17	1	1	17	16	1	4	33.50	18	8,138		
67	27	25	2		27	1	1	27	27		2		13	6,923		
68	29	28	1		29			29	27		1		25	7,868		
69	10	10			10			10	10				27	8,203		
70	19	19			18			19	19				19	7,842		
71	19	18	1	1	17	1		18	18	2			18	7,155		
72	20	19	1		20			20	20		1		17	6,411		
73	15	14	1		15	1	1	15	15	1	1		14	8,142		
74	4	3	1		3			4	3				1			
75	3	2	1		2			3	3				1			
76	4	2	2		4	3	3	4	4	1			2			
78	4	2	2		4			4	4							
79	19	3	16		19			19	19		1	53.75	1			
80	24	22	2		22			22	22		2	53.00	2			
81	5	4	1		5	4	4	5	5		2		4	5,125		
82	17	15	2		17	1	1	17	17		1		15	7,500		
84	3	3			3	1	1	3	3				3	5,600		
85	7	5	2		7	3	1	6	6		1		5	5,500		
86	28	27	1	1	28	5	5	28	28	1	1		27	6,433		
87	28	26	2	1	28	1	1	27	27		2		25	7,155		
88	29	28	1		27	2		29	29				28	6,433		
90	3	2	1		2			3	2	1			1			
73	1	26	12	14		25	4	26	26		14	39.57	6	7,250		

¹For renter - occupied dwelling units and vacant nonseasonal not dilapidated units, for rent.
²For owner - occupied dwelling units and vacant nonseasonal not dilapidated units, for sale only.

Table 3.—CHARACTERISTICS OF HOUSING FOR CENSUS TRACTS, BY BLOCKS: 1950—Con.

Census tract	Block	All dwelling units by occupancy and tenure				All dwelling units by condition and plumbing facilities			Occupied dwelling units			Contract monthly rent ¹		Value ² of one-dwelling-unit structures		
		Total	Owner occupied	Renter occupied	Vacant non-seasonal not dilap. for rent or sale	Other vacant and non-resident	Number reporting	No private bath or dilap.	No running water or dilap.	Total	Persons per room	Occupied by non-white	Number reporting	Average monthly rent (dollars)	Number reporting	Average value (dollars)
73	2	10	5	5	1	10			10	10			4	42.25	5	8,300
	3	25	8	16		25	6	1	24	24		17	29.17	5	6,600	
	4	44	22	22		33	5	1	44	43	2	20	32.95	16	6,781	
	5	32	15	16		30	2		31	30		16	34.87	11	5,545	
	6	32	12	20		32	6	1	32	32	1	20	34.00	8	6,375	
	7	30	9	21		27	15	1	30	30	2	21	28.71	4	5,125	
	8	36	17	15	3	34	2	2	32	32		18	36.33	6	5,333	
	9	60	24	36		59	3	1	60	59	1	33	36.69	12	7,583	
	10	31	22	8	1	31	8		30	30		8	36.37	20	6,110	
	12	18	14	3		18	2	1	17	17	1	3	45.66	14	6,178	
	13	20	14	6		20	3	1	20	20		6	49.33	12	10,966	
	14	14	11	3		14	5	1	14	14	1	1		11	4,990	
	15	8	4			7	5		8	8		4	32.75			
	16	40	23	17		40	2		40	40	3	16	41.31	4	6,250	
	17	36	22	14		36	3		36	36		14	38.64	7	7,500	
	18	32	19	13		32	12	1	32	32	1	13	29.33	9	5,555	
	19	25	14	11		25	7		25	25		10	28.80	7	7,500	
	20	19	14	4		18	3		18	18		4	27.75	9	6,388	
	21	23	10	11	1	23	6	2	21	21	1	12	41.00	6	6,416	
	22	38	20	17	1	38	5	1	37	37		17	29.64	16	6,750	
	23	21	15	6		21	4		21	21		6	29.66	14	6,321	
	24	18	18	9	1	18	4		27	27	2	10	29.50	14	6,607	
	25	27	16	10		26	4		26	26		10	27.90	16	5,862	
	26	23	1		1	23	2		22	22	1	1		21	6,147	
	27	25	25			25	3		25	25	1	1		25	5,796	
	28	104		104		103			104	102	1.9	102	25.00			
	29	10	10			10	1		10	10				10	6,200	
	30	17	17	5		17	1		17	17		4	43.75	11	7,463	
	31	20	17	3		19	1		20	19		3	47.66	15	6,666	
	32	23	18	5		23	7		23	23		5	24.00	17	5,764	
	33	30	18	10		27	1	1	28	28		10	40.00	16	6,181	
	34	24	18	6		24	2		24	24		6	35.83	15	6,033	
	35	26	17	9		26	7		26	26		9	37.77	15	5,453	
	36	43	23	20		43	17	3	43	43	1	20	27.45	15	5,153	
	74	1	25	24	1	22	1	1	25	25				23	8,426	
		5	2			2			2	2				27	7,092	
9		27	27		27			27	27				21	8,714		
10		23	21	1	1	23			22	22		1				
12		1				1			1	1	1	8	21.00	14	5,028	
15		25	16	8	1	25	8		24	24	1	2		4	2,700	
16		7	5	2		7	6	4	7	7	1	1		2		
17		10	5	5		10	9		10	9		5	20.00	2		
18		27	19	7	1	27	16	6	26	26	2	1	24.33	18	4,188	
19		17	14	2	1	17	12	8	16	16	3	2		10	3,180	
20		16	10	6		16	10	9	16	16		3	18.33	10	4,170	
21		12	9	3		12	9	5	12	12		11	23.33	9	3,988	
22		12	8	4		11	10	9	12	12	2	3	18.00	8	3,000	
23		19	7	11		19	17	17	18	18	3	15	20.18	3	1,000	
24		19	14	5		21	21	18	22	22	4	20	21.25	14	2,728	
25		19	12	7		19	17	14	19	19	2	17	16.57	11	1,845	
27		2				2			2	2				3	4,166	
29		25	8	17		23	12		25	23		15	51.00	3	4,166	
30		33	18	15		33	9		33	33	3	14	21.92	3	3,966	
35		19	14	4		19	19	18	18	18	1	16	15.50	13	1,184	
36		22	13	9		22	22	21	22	22	2	21	9	12	1,633	
37		8	8			8	6	4	8	8		8		8	3,887	
38		6	2	4		6	5	5	6	6		4		2		
39		9	3	4	1	9	7	5	7	7	1	5	11.00	2		
40		11	8	2		11	3	3	10	10	1	1	22.00	2		
41		8	4	4		8	8	8	8	8		2		8	7,375	
42		10	5	5		10	10	10	10	10	1	8		4	2,700	
43		15	12	3		15	15	15	15	15	5	10	11.75	5	1,340	
44		2				2			2	2	2	15	4.66	10	1,360	
47		1				1			1	1		3		2		
49		3	2	1		3	3	3	3	3	1	3	1	2	1,525	
50		4	4			4	4	4	4	4	1	1		4	3,400	
51		4	6	2		4	8	8	4	4		2		5	1,675	
52		10	4	5		10	10	10	9	9		2	18.80	4	1,766	
53		11	9	2		10	10	10	11	11	1	1		2	1,766	
55		7	4	3		7	7	7	7	7	1	4	12.00	3	4,733	
56	11	7	4		11	11	11	11	11	1	1	17.00	4	2,350		
58	4	3	1		4	2	2	4	4		3		2			
75	1	165	119	46		162	56	6	165	160	9	36	22.91	92	4,670	
	2	45	20	25		43	11		45	43	2	25	32.84	9	4,811	
	3	16	7	9		16	16		16	16		9	33.77	7	5,357	
	4	37	16	20	1	36	18	3	36	36	1	18	23.61	10	4,490	
	5	67	32	35		61	27	16	67	65	3	34	35.23	20	5,055	
	6	47	32	15		45	18	2	47	47	1	34	26.13	25	4,980	
	7	78	44	27		71	17	2	78	71	2	24	28.08	34	3,994	
	8	78	40	38		78	22	1	78	78	1	38	30.02	32	5,750	
	9	59	33	24		59	23	1	57	57	4	25	36.16	21	5,071	
	10	60	44	14	2	59	12	2	60	57	2	13	49.15	30	6,190	
	11	34	31	3		33	3		34	34		2		24	6,920	

¹For renter - occupied dwelling units and vacant nonseasonal not dilapidated units, for rent.
²For owner - occupied dwelling units and vacant nonseasonal not dilapidated units, for sale only.

HOUSING—BLOCK STATISTICS

Table 3.—CHARACTERISTICS OF HOUSING FOR CENSUS TRACTS, BY BLOCKS: 1950—Con.

Census tract	Block	All dwelling units by occupancy and tenure					All dwelling units by condition and plumbing facilities			Occupied dwelling units			Contract monthly rent ¹		Value of one-dwelling-unit structures	
		Total	Owner occupied	Renter occupied	Vacant non-seasonal not dilap., for rent or sale	Other vacant and non-resident	Number reporting	No private bath or dilap.	No running water or dilap.	Total	Persons per room	Occupied by non-white	Number reporting	Average monthly rent (dollars)	Number reporting	Average value (dollar)
75	12	41	14	26	1	37	19	8	40	39	5	25	26.92	3	4,066	
	13	37	22	15		37	14	6	37	37	3	14	25.00	15	3,833	
	14	34	15	18		34	14	6	33	33		17	28.76	10	6,650	
	15	38	19	18		37	9	3	37	37		16	29.12	15	6,186	
	16	36	27	9		27	9	1	36	36		8	31.22	25	4,876	
	17	48	37	10		48	20	1	47	47		9	27.44	31	4,467	
	18	49	35	13		49	11	2	48	48		13	34.84	29	6,186	
	19	2														
	20	15	13	1	1	15	1		14	14					13	6,353
	21	30	27	3		30	2		30	30		3	30.33	23	5,878	
	22	31	22	9		31			31	31		8	42.50	19	6,057	
	23	40	31	9		38	9		40	40	2	7	31.28	26	4,526	
	24	38	28	9	1	38	5		37	37	4	6	28.16	20	4,260	
	25	2														
	26	24	14	10		24	2		24	22	1	10	25.40	10	5,900	
	30	32	20	10	2	31	16	3	30	30	4	11	29.54	15	4,013	
	31	8	7	1		8			8	8		1		5	5,300	
	76	1	4		4		4	2		4	4		4	29.75		
		2	90	39	49	22	89	46	7	88	88	1	5	36.31	21	4,319
		4	38	20	15	22	38	25	14	35	35	1	17	32.22	10	4,200
		5	55	12	21		34	24	22	33	32	7	20	28.30	8	4,162
6		25	9	13	1	25	15	10	22	22		14	41.42	5	4,600	
7		19	6	12		18	16	15	18	18	1	12	20.33	4	2,250	
8		73	16	57		71	58	52	73	71	5	55	28.16	9	6,033	
10		19	11	6		19	15	13	17	17	5	17	25.00	8	4,012	
12		29	12	15		29	18	17	29	29	6	17	29.94	7	4,242	
13		49	28	17		49	39	23	47	47	7	18	25.11	22	3,645	
14		42	27	15		41	36	26	42	42	4	15	17.73	19	2,694	
15		42	33	10		39	21	13	42	39	2	9	24.22	28	3,239	
16		51	28	23		50	38	31	51	51	8	31	23.06	16	3,825	
17		52	28	22		52	44	43	52	52	4	22	22.90	23	3,073	
18		14	5	7		14	14	5	14	14	2	2		4	3,375	
20		14	7	7		14	14	14	14	14	3	14	15.50			
21		15	6	6		15	15	15	14	14	4	6	25.83	6	1,783	
22		3				3	3	3	3	3				2		
23		3				3	3	3	3	3		3	13.00	4	2,750	
24		9	5	4		9	7	7	9	9	2	4	11.75	5	1,520	
25		29	20	8		28	25	23	28	28	9	8	30.75	17	2,335	
26	18	8	6		18	18	18	14	14	2	5	10.40	7	1,800		
27	7	3	3		6	6	4	6	6	15	26	27.34	29	2,782		
28	33	13	13		33	32	24	39	39	12	13	23.69	20	2,590		
29	39	24	13		38	36	19	56	56	3	22	25.90	27	4,144		
30	5				5	5	3	5	5	1	3	25.66	2			
77	1	46	23	43		41	39	2	45	45	6	42	33.66	1		
	4	61	33	33		61	1		6	5	3	3	41.66	2		
	11	13			3	3										
	15	1														
	16	40	11	28	1	40	30	26	39	39	8	28	27.17	8	4,500	
	17	28	7	26		27	21	10	28	28	2	24	30.04	1		
	18	12	3	4		12	12	10	11	11	2	4	18.50	5	2,480	
	19	9	3	5	1	9	6	3	8	8	2	6	25.66	2		
	20	5	2	3		5	5	3	5	5	3	3	16.66	1		
	21	21	16	5		21	13	4	21	21	4	4	28.25	15	3,066	
	22	22	16	6		21	17	9	22	22	1	6	16.00	15	2,433	
	23	7	4	2		7	6	6	6	6	1	1		3	1,733	
	24	1														
	25	8	7	1		8	8	5	8	8	3	3		3	3,066	
	26	1														
	27	42	15	26		41	36	27	41	41	6	3	23	24.08	9	1,966
	28	11	5	5		11	10	10	10	9	3	5	27.40	3	2,266	
30	10	3	7		10	8	4	10	10	7	7	30.00				
31	18	2	13		18	10	3	15	15	2	13	31.07	1			
39	2															
42	1															
43	25	22	23		25	19	16	25	25	4	23	21.78	1			
45	69	22	46	1	69	14	8	68	68	7	46	36.08	14	6,392		
46	17	10	7		17	5	3	17	17	1	7	22.57	9	5,611		
47	1	4	4		1	2	1	5	5	1	4	14.50	1			
48	7	3	4		7	5	5	7	7	1	3	29.00	2			
49	9	6	2		8	8	3	8	8	1	2		5	3,480		
50	2															
52	49	7	36	2	49	46	33	43	41	18	34	22.05	3	2,333		
53	4				3	2		4	4	2			4	1,675		
56	28	6	19	1	25	22	12	25	25	6	19	37.05	3	2,766		
78	8	5		5		5	5		5	5	1	5	30.20			
	9	2														
	10	46	1	45		46	46	6	46	46		44	14.72			
	11	6		6		6	6	4	6	6		6	16.33			
14	5		5		5	5	5	5	5		5	19.60				

¹For renter - occupied dwelling units and vacant nonseasonal not dilapidated units, for rent.
²For owner - occupied dwelling units and vacant nonseasonal not dilapidated units, for sale only.

Table 3.—CHARACTERISTICS OF HOUSING FOR CENSUS TRACTS, BY BLOCKS: 1950—Con.

Census tract	Block	All dwelling units by occupancy and tenure					All dwelling units by condition and plumbing facilities			Occupied dwelling units			Contract monthly rent ¹		Value ² of one-dwelling-unit structures	
		Total	Owner occupied	Renter occupied	Vacant non-seasonal not dilap., for rent or sale	Other vacant and non-resident	Number reporting	No private bath or dilap.	No running water or dilap.	Total	Persons per room		Number reporting	Average monthly rent (dollars)	Number reporting	Average value (dollars)
											Number reporting	1.51 or more				
78	15	16	1	15		15	14	11	16	16		14	18.50			
	18	3	2	1		9	9	6	3	9		7	17.71	2		
	34	13	2	12		12	12	11	12	12	3	10	21.58			
	37	2														
	42	6	2	4		1			6	1	1					
	43	1														
	49	14		14			13	13	14	14		10	14.10			
	50	23	1	21	1	21	21	3	22	21		4	11.00	1		
	51	5		5		5	5	2	5	5	4	5	47.60			
	79	2														
	81	24	1	22	1	22	22	17	23	22	15	21	33.95			
	82	10		10		10	9	5	10	10	1	10	9.70			
	86	1														
	89	30	2	26		26	25	23	28	27	5	25	17.04			
	91	3		3		3	3	3	3	3		2				
	92	1														
	93	6	2	3	1	5	5	1	5	5		3	16.66	2		
	96	2														
	101	12	4	8		8	6	4	12	9	2	6	20.33	3	4000	
	102															
	103	11	5	5		10	8	6	10	10	2	5	11.60	4	4825	
	104	25	17	8		25	19	9	25	25	4	8	16.00	15	3300	
	105	14	5	9		12	12	8	14	12	5	9	15.33	1		
	106	3				3	2	1	3	3	1	1				
107	18	10	8		16	13	6	18	16	3	6	19.33	7	1785		
108	23	10	13		22	21	10	23	23	1	13	16.23	9	3100		
109	9	1			9	7	7	9	9	2	6	12.83				
111	32	12	19	1	31	24	7	31	30	6	12	29.75	10	2650		
112	23	3	20		22	16	12	23	23	8	15	16.22	2			
113	21	7	14		19	11	3	21	20	5	13	36.23	4	5300		
114	16	1	15		13	12	3	16	13	7	12	33.33				
115	50	6	44		48	34	20	50	49	13	38	29.73	2			
116	16	7	8	1	13	9	3	15	13	1	8	27.62	5	6300		
117	41	7	31	1	37	27	1	38	36	4	30	30.33	2			
118	17	4	13		17	8	7	17	17	6	13	33.69	4	6250		
119	62	8	54		60	10	9	62	61	5	53	37.03	4	4500		
79	1	39	24	14		37	17	10	38	38		11	20.09	22	4322	
	2	24	19	5		23	12	10	24	23		5	17.20	11	4054	
	3	16	12	4		15	15	11	16	16	6	4	28.25	12	2416	
	4	5	2	3		5	2	2	5	5		3	21.33	2		
	5	8	2	6		8	6	6	8	8	2	5	35.60	1		
	6	27	19	8		27	25	24	27	27	9	8	26.37	16	2418	
	8	20	1	19		19	19	17	20	20	2	18	10.22			
	9	10	7	3		10	9	9	10	10	1	3	12.00	7	2742	
	10	14	11	3		14	6	5	14	14	3	3	20.00	10	3540	
	11	9		9		7	4	2	9	9		9	28.00			
	12	6	4	2		5	5	3	6	6	1	2			2500	
	13	16	6	10		15	14	13	16	16	2	10	25.30	5	3100	
	14	2														
	15	12	1	11		12	12	3	12	12		9	20.00			
	18	6	3	3		6	6	6	6	6		3	17.33	3	1633	
	20	6	1	5		4	4	4	6	6	2	5	15.60	1		
	21	19	6	13		18	16	12	19	19	2	13	19.84	4	3150	
	22	1														
	25	60	2	58		58	58	58	60	60	5	37	10.93	1		
	29	7	4	3		4	4	4	7	7		3	25.66	2		
	30	43	28	15		30	22	13	43	43	6	15	26.53	10	3370	
	33	69	18	48		66	22	9	66	66	9	46	24.47	4	3250	
	34	54	24	29	1	36	17	6	53	53	9	28	26.28	10	4550	
	35	55	26	29		43	19	5	55	54	8	23	36.13	11	4136	
36	46	27	19		44	22	2	46	45	1	18	29.66	19	4247		
37	50	28	22		47	31	6	50	49	2	20	24.90	19	3552		
38	40	26	14		36	16	5	40	39	3	12	27.00	20	3852		
39	47	24	22		43	24	6	46	45	2	21	27.47	16	3350		
40	60	23	37		59	33	6	60	60	9	35	26.42	16	3793		
41	37	18	19		36	31	11	37	37	1	16	25.00	12	3191		
80	2	13	7	6		12	7	3	13	12	1	5	27.79	4	5368	
	3	14	3	11		14	1	1	14	14	1	11	40.09	2		
	4	21	11	10		20	8	1	21	21		10	45.40	7	6371	
	5	4				4	4	4	4	4		2				
	6	4				4	4	4	4	4	1	4	24.50			
	7	24	14	8	1	23	2	1	22	22	2	8	37.50	11	6854	
	8	41	23	18		41	9	2	41	41	2	18	35.22	17	5264	
	9	37	22	15		37	3	3	37	37		15	30.40	17	6635	
	10	39	12	24	1	37	7	3	36	36	3	24	29.33	12	6900	
	11	39	19	20		39	7	4	39	39		20	40.45	15	6066	
	12	30	17	13		30	1		30	30	1	13	33.15	14	8042	
	13	29	10	19		29	4		29	29		19	28.23	9	7688	
	14	47	25	22		44	17	7	47	47	5	21	32.42	21	5385	
	15	32	15	17		32	10	2	32	32		13	30.69	11	4672	
	16	23	7	16		23	15	3	23	23	1	16	28.25	5	5900	
	21	10	9	1		10	9	1	10	10	2	1		8	5000	
24	9	8	1		9	7	1	9	9		1		6	3583		

¹For renter - occupied dwelling units and vacant nonseasonal not dilapidated units, for sale.
²For owner - occupied dwelling units and vacant nonseasonal not dilapidated units, for sale only.

HOUSING—BLOCK STATISTICS

Table 3.—CHARACTERISTICS OF HOUSING FOR CENSUS TRACTS, BY BLOCKS: 1950—Con.

Census tract	Block	All dwelling units by occupancy and tenure					All dwelling units by condition and plumbing facilities			Occupied dwelling units			Contract monthly rent ¹		Value ² of one-dwelling-unit structures	
		Total	Owner occupied	Renter occupied	Vacant non-seasonal not dilap., for rent or sale	Other vacant and non-resident	Number reporting	No private bath or dilap.	No running water or dilap.	Total	Persons per room		Number reporting	Average monthly rent (dollars)	Number reporting	Average value (dollars)
											Number reporting	1.51 or more				
80	225	3	3			3	3	3	3	3	1				3	1,066
	226	7	5	2		7	4	3	7	6		2		4	3,500	
	227	12	10	2		12	4	1	12	12	1			9	4,866	
	228	19	12	7		16	4		19	18		4	45.85	7	4,285	
	229	6	5	1		6	1		6	6		1		3	5,833	
	230	5	3	2		5	5	1	5	5		2		3	4,500	
	231	34	18	16		33	15		34	33		1	33.87	17	5,523	
	232	11	9	2		11	2		11	11		2		9	5,666	
	233	9	6	3		9	9		9	9		3	30.00	5	5,400	
	234	20	13	7		20	9	1	20	20		7	17.42	13	5,061	
	235	21	12	9		21	6		21	21		9	26.11	11	4,827	
	236	17	13	4		17	7	1	17	17		4	26.35	12	5,358	
	237	22	18	4		22	7		22	22	1	4	21.75	17	5,535	
	238	18	19	5		28	10	3	28	28	1	5	20.44	18	4,805	
	239	44	13	31		18	7		18	18		9	21.40	9	3,777	
	240	37	12	25		22	11	1	22	22	1	10	21.50	12	4,741	
	241	37	26	11		36	21	4	37	37	1	8	25.12	22	3,563	
	242	10	10			19	10		20	20		8	24.00	6	5,125	
	243	11	11			22	9	3	22	22		11	20.81	11	4,436	
	244	7	4	3		7	3	7	7	7		3	26.27	3	4,855	
	81	5	12	10		1	7	6	11	11	3	1			9	3,033
		6	15	12		3	9	4	15	15	6	3	15.00	11	3,445	
		7	5	4		1	5	4	5	5	1			4	2,125	
		8	12	8		4	9	6	12	12	2			6	3,050	
		9	30	21	9		30	14	1	30	30		9	34.11	19	5,210
		10	14	14			14	1		14	14		1		12	7,916
		11	31	31			30	1		31	31	1			29	7,751
		12	30	30			28			30	30				29	7,520
		13	24	23			24			23	23				23	8,147
		14	39	38	1		39			39	39		1		37	7,816
		15	23	19	4		22	6	3	23	23	3	4	44.00	17	6,688
		16	21	21			21			21	21				19	8,436
		17	27	17	9		27	2		26	26	1	10	47.10	16	8,031
		18	28	16	10		28			26	26		11	46.18	16	7,375
19		18	16	2		18			18	18		1		15	7,866	
20		12	11	1		12			12	12		1		11	8,227	
21		35	25	10		31	4	2	35	31		8	37.25	19	6,500	
22		29	23	6		27	2	1	29	28	2	6	30.00	19	5,973	
23		40	27	13		39	7		40	39	1	11	37.45	20	6,000	
24		15	13	2		15	2	1	15	15		2		10	6,400	
25		21	17	4		21	9	6	21	21	4	4	24.25	15	4,500	
26		17	11	6		17	6	2	17	17		4	33.25	9	5,111	
27		16	14	2		16	4		16	16	2	2		14	5,071	
28		15	11	4		13	3	2	15	13	2	2		11	5,063	
29		10	9	1		10	9	7	10	10		5		9	1,588	
30		14	11	3		13	6	13	14	14	6	2		8	1,600	
31		6	3	3		6	6	7	6	6	3	2		1		
32		9	6	2		7	7	7	8	7		2		5	1,240	
33		21	17	4		20	19	16	21	20	3	3	18.66	13	2,830	
34		11	5	6		11	9	3	11	11	2	3	25.00	4	3,875	
35		7	3	4		7	6	5	7	7		1		2		
36		4	3	1		4	3	1	4	4		1		3	3,166	
37		54	37	12		50	25	17	49	48	3	9	31.55	33	5,469	
38		19	12	7		17	7	2	19	19	1	2	32.33			
39	9	6	3		9	3		9	9		6		1			
40	48	31	17		39	14	8	48	45	5	6	25.46	1			
41	33	15	18		30	17	1	33	32	1	13	33.13	3	6,333		
42	35	20	15		33	14	5	35	33	2	13	24.46	2			
43	12	8	4		12	5		12	12		4	33.50				
44	58	34	23		52	15	4	57	52	2	1	28.63	10	6,200		
45	19	9	10		19	4		19	19		9	30.44	4	7,125		
46	35	27	8		35	11		35	35	6	6	28.33	23	6,573		
47	34	24	10		34	13	5	34	34	2	10	24.00	16	5,143		
48	41	25	16		41	10		41	41		14	30.28	14	6,928		
49	27	12	15		27	9		27	27	1	13	42.15	7	5,071		
50	8	5	1		8	8		6	6		1		3	9,333		
51	47	32	13		47	13	1	45	45		13	27.92	22	5,931		
52	38	27	11		38	3		38	38	1	10	41.00	19	6,515		
53	34	24	10		34	2		34	34		9	41.77	17	9,147		
54	14	10	4		14			14	14	1	4	39.50	8	7,625		
55	11	2	9		11	6		11	11	1	6	35.83	2			
82	1	17	7		17	15		17	17	4	1	21.00	6	3,483		
	2	31	14		30	7	2	30	30	2	14	22.64	14	6,071		
	3	14	13		1	13		14	14	3	12	26.58	25	5,372		
	4	51	27	23		48	11	1	50	48		19	30.05	22	5,700	
	5	46	39	7		46	6		46	46	2	26.57	31	6,783		
	6	4	3	1		3	3		4	4		7		2		
	7	27	10	17		25	16	5	27	26	4	15	28.33	6	4,083	
	8	51	30	20		49	32	9	50	50	3	19	20.63	15	2,960	
	9	45	25	20		43	25	7	45	45	4	20	21.90	18	3,888	
	10	11	26	23		50	22	7	49	48	1	25	32.08	14	4,950	

¹For renter - occupied dwelling units and vacant nonseasonal not dilapidated units, for rent.
²For owner - occupied dwelling units and vacant nonseasonal not dilapidated units, for sale only.

Table 3.—CHARACTERISTICS OF HOUSING FOR CENSUS TRACTS, BY BLOCKS: 1950—Con.

Census tract	Block	All dwelling units by occupancy and tenure					All dwelling units by condition and plumbing facilities			Occupied dwelling units			Contract monthly rent ¹		Value of one-dwelling-unit structures	
		Total	Owner occupied	Renter occupied	Vacant non-seasonal not dilap., for rent or sale	Other vacant and non-resident	Number reporting	No private bath or dilap.	No running water or dilap.	Total	Persons per room		Number reporting	Average monthly rent (dollars)	Number reporting	Average value (dollars)
											Number reporting	1.51 or more				
82	12	40	31	9					40	40			8	3 41.2	27	52 33
	13	40	38	11	1			1	40	39			11	40.27	23	53 04
	14	35	18	16		1			34	34			16	39.12	9	49 66
	15	64	23	31		1			54	54			29	38.10	14	48 42
	16	53	22	30	1				53	52	2		30	33.66	8	6 41.2
	17	30	15	14	1				29	29			14	34.85	12	50 25
	18	55	26	27		1			55	53	5		26	37.19	17	42 52
	19	51	20	31	1				49	51	3		31	30.54	11	5 71.8
	20	27	20	7					27	27			7	30.57	12	5 80.8
	21	41	26	14		1			41	40		4	13	26.07	17	4 52.9
	22	38	27	11					38	38	2	1	11	27.81	13	4 48.4
	23	43	21	22					42	43	2		22	21.63	18	4 83.3
	24	54	27	27					53	54	1		25	31.48	12	5 00.0
	25	39	17	21		1			39	38			21	34.19	4	7 1 25
	26	63	30	28	1	4			60	58	5		27	34.00	14	4 66.4
	27	45	23	21		1			42	44	3	1	19	23.94	18	4 31.1
	28	67	40	27					65	67	3	2	24	24.79	35	5 1 37
	29	114	61	53			1	1	114	114	4	6	52	31.78	48	5 53.1
	30	35	25	9	1				35	34			9	29.55	21	6 54.7
	32	16	14	1		1			15	15			1		13	4 79.2
	33	16	14	2					16	16	1		2		9	5 1 11
	36	7	4	2		1			7	6		2	2		4	3 55.0
	37	75	41	34					75	75	10	2	28	20.03	34	4 00.0
	40	9	4	5					9	9			5	34.80	3	2 83.3
	41	39	29	10					39	38	2	2	10	33.00	26	5 37.6
	42	52	30	22					52	52	1		22	34.18	19	5 24.7
	43	36	26	10					36	36			9	27.44	17	6 30.0
	44	27	18	9					27	26	2		8	35.12	12	3 78.3
	46	4	4	4					4	4			4	38.00		
	47	44	15	28	1				41	38	1	1	29	28.20	11	3 86.3
	48	29	16	13					28	28	1	10	12	31.66	14	3 80.7
	49	35	21	14					35	35	1	12	13	29.15	11	3 63.6
50	31	19	12					29	29	2	12	12	29.08	11	3 81.8	
51	23	13	8	2				20	18			8	31.00	0	3 77.7	
52	21	11	9	1				19	20			9	31.55	4	4 00.0	
53	27	10	17					27	27			17	30.41	8	8 43.7	
55	4	3	1					4	4	1		1		1		
56	29	10	19					29	29	2		19	28.68	3	4 00.0	
57	30	23	6	1				30	29	2		5	28.40	19	5 69.4	
58	25	24	1					25	25	1		1		24	6 87.0	
59	23	16	7					23	23	2		6	40.50	14	5 75.7	
60	7	4	3					7	7	1	3	3	20.00	4	6 15.0	
61	15	14	1					15	15			13		13	6 18.4	
62	8	6	2					8	7	1		2		5	3 92.0	
83	1	68	41	27				66	68	65	1	20	28.35	29	5 73.4	
	2	43	24	19				43	43	3	3	17	22.76	20	4 27.5	
	3	80	51	29				80	80	4		27	29.96	46	4 56.9	
	4	91	53	38				90	91	7		38	35.71	42	4 37.6	
	5	44	30	13	1			44	43	3		12	34.91	32	4 84.0	
	6	63	40	23		1		62	62	3		20	31.35	33	4 87.2	
	7	64	38	26				64	64	2		26	35.11	27	5 74.0	
	8	37	31	5		1		37	36	1		5	34.20	27	4 43.3	
	9	101	54	45	2			100	99	7		47	36.55	42	4 48.8	
	10	84	57	26		1		82	83	3		24	33.95	45	4 98.2	
	11	45	23	21	1			44	43	3		19	36.47	16	5 1 62	
	12	60	40	19	1			57	55	3		20	44.10	25	5 81.2	
	13	77	48	29				76	77	12		29	34.17	33	5 76.0	
	14	51	27	24				50	51	3		24	36.54	20	5 73.5	
	15	53	25	28				51	53	13		27	32.62	18	5 38.8	
	16	46	20	26				46	46	2		24	37.83	12	6 06.6	
	17	40	24	15		1		40	39	2		14	42.00	20	4 27.5	
	18	47	20	25		2		45	44	2		24	28.50	16	5 53.1	
	19	34	24	10				34	34			10	29.40	22	6 20.4	
	20	74	41	32		1		68	73	6		29	49.51	24	6 42.0	
21	28	16	11	1			28	27	4		9	34.66	12	5 75.0		
22	28	10	18				27	28			18	28.88	6	6 41.6		
23	21	8	13				21	21	1		11	32.90	6	5 83.3		
24	15	11	3	1			15	14	1		4	43.75	10	5 05.0		
25	10		9		1		10	9	7		5	28.22				
26	16	5	11				16	16			11	32.63	4	7 25.0		
27	20	8	12				20	20	6		11	36.63	3	4 26.6		
28	29	18	11				28	29			11	26.18	13	5 92.3		
84	1	23	11	12			23	19	2	23	23	4	34.33	8	2 83.7	
	2	49	13	35	1		49	37	7	48	47	13	36.05	9	3 54.4	
	3	72	16	55	1		71	60	1	71	70	9	31.98	7	5 37.1	
	4	50	18	30	1		49	33	4	48	48	8	39.10	8	4 62.5	
	5	58	10	46	1	1	58	44	16	56	56	18	33.50	7	4 68.5	
	6	36	10	24		2	36	24	5	34	34	8	54.85	7	5 1 57	
	7	15	7	5		3	15	13		12	12	8	24.25	4	3 70.0	
	8	13	5	8			13	7		13	13		32.50	3	4 93.3	
	9	11		11			11	11		11	11	1	29.10			
	10	59	17	39	2	1	58	45	4	56	56	7	41.23	15	3 44.0	
	11	44	18	25	1		44	26	7	43	42	4	24	30.00	16	4 81.8

¹For renter-occupied dwelling units and vacant nonseasonal not dilapidated units, for rent.
²For owner-occupied dwelling units and vacant nonseasonal not dilapidated units, for sale only.

HOUSING—BLOCK STATISTICS

Table 3.—CHARACTERISTICS OF HOUSING FOR CENSUS TRACTS, BY BLOCKS: 1950—Con.

Census tract	Block	All dwelling units by occupancy and tenure					All dwelling units by condition and plumbing facilities			Occupied dwelling units			Contract monthly rent ¹		Value ² of one-dwelling-unit structures		
		Total	Owner occupied	Renter occupied	Vacant non-seasonal not dilap. for rent or sale	Other vacant and non-resident	Number reporting	No private bath or dilap.	No running water or dilap.	Total	Persons per room	Occupied by non-white	Number reporting	Average monthly rent (dollars)	Number reporting	Average value (dollars)	
84	12	77	36	39	1	1	77	43	11	75	75	9	37	37.29	21	4,957	
	13	135	25	106	1	2	133	42	4	131	131	4	103	34.09	13	5,253	
	14	13	7	6			13	11		13	13	3	5	50.00	2	5,000	
	15	38	12	26			29	16		38	38	2	21	29.66	6	5,583	
	16	55	21	34			50	19	6	55	55	4	34	33.14	13	5,338	
	17	82	37	45			76	41		81	81	1	44	34.50	25	4,864	
	18	56	27	28		1	52	48	23	55	55	1	28	29.60	20	3,615	
	19	38	20	17		1	30	21	8	37	37	6	15	26.26	14	4,885	
	20	7	4	3			5	3		7	7		3	35.00	4	5,000	
	21	31	14	17			26	9		31	31	7	2	28.05	12	4,583	
	22	46	31	15			32	20	10	46	46	3	15	24.46	29	3,744	
	23	70	18	51		1	61	39	10	69	69	1	49	32.55	13	3,816	
	24	29	4	25			24	21	17	29	29	1	23	24.7	3	4,500	
	85	1	80	21	58	1		79	23	2	79	79	3	57	32.89	15	3,480
		2	19	32	12			18	12	1	19	19	2	11	18.90	7	2,471
		3	61	32	28	1		60	20		60	60	6	33	33.92	22	4,440
		4	65	35	30		1	66	12		65	65	4	38	30.53	25	5,108
		5	82	31	24			81	20		81	81	4	33	36.95	33	5,021
		6	82	50	31		1	81	34		81	81	4	37	31.92	40	3,920
		7	38	20	17		1	38	15		37	37	1	15	27.66	15	3,080
		8	26	19	7			26	13	2	26	26		7	14.00	18	3,643
		9	35	10	24	1		35	23	7	34	34	1	24	36.83	9	3,955
		10	34	16	15		3	30	18		30	30	2	15	24.80	10	4,520
		11	3	2	1			3	6		3	3		1		1	
12		18	20	5		1	17	11		18	18	2	3	28.66	11	4,073	
13		45	53	25		1	45	26		45	45	2	23	35.60	15	4,640	
14		79	46	38		1	78	24	2	78	78	3	24	32.79	43	4,057	
15		87	38	28		1	85	24	2	84	83	3	37	42.64	33	5,566	
16		41	17	22		1	40	20		39	39	4	23	28.65	13	4,623	
17		45	19	22			44	14		44	44	1	24	33.57	9	7,444	
18		22	10	12			22	4	1	22	22		12	20.25	7	6,071	
19		22	3	3			22	3		22	22		3	32.66			
21		43	19	24			42	2		42	42		18	40.50	11	6,845	
22		40	22	16		1	40	8		38	38	1	16	34.87	15	5,080	
23		67	43	22		2	66	14	2	65	65	1	22	36.18	36	5,630	
86		1	46	15	28		3	41	21	4	43	43	1	26	19.42	11	4,500
		2	33	4	27		2	31	12		31	31	1	25	28.56	1	
	3	55	1	13		1	55	15	15	45	45	2	11	23.63			
	4	5		5			5			5	5	1	5	25.00			
	5	4		4			4	4	4	4	4	1	4	16.25			
	6	17	3	13		1	15	10	10	16	16	1	11	26.72	2		
	7	14		14			14	14		14	14	1	14	22.92			
	8	20	2	19		3	16	3	3	16	16	1	4	18.50	1		
	9	11		11			11	16	11	11	11	5	19	25.47	5	3,500	
	10	14	3	11			14	12	2	14	14	3	9	17.55	1		
	11	25	13	10		2	25	15	2	23	23	1	10	41.40	10	5,200	
	12	23	10	12		1	23	10		22	22	3	13	31.76	8	4,645	
	13	45	17	27		1	44	17		44	44	5	5	23.20	1		
	14	38	17	20		1	37	12	4	37	37	2	21	27.42	13	4,961	
	15	19	11	6		1	19	4	6	19	19	2	19	34.84	13	4,000	
	16	27	16	11		1	25	9	2	27	27	1	4	12.75			
	17	42	20	22			41	16	2	42	42	1	21	32.00	13	4,746	
	18	15	6	9			15	7		15	15	1	9	30.47	13	4,738	
	19												9	22.1	5	3,700	
	20	5	3	1		1	5	1		4	4		1		3	7,666	
	21	23	6	17			23	14		23	23	1	15	23.53	5	7,000	
	22	9		9			9	4		9	9	2	17	27.52	3	5,500	
	23	27	10	16		1	26	8	1	26	26	1	6	33.16			
	24	14	3	11		1	14	3		14	14	2	14	31.14	4	5,000	
25	19	3	16			19	7	2	17	17		10	27.40				
26	30	9	21			30	9		30	30	3	3	18.33	6	7,083		
27	31	9	22			31	5		31	31	2	8	41.25	6	5,166		
87	1	1															
	2	1															
	3	4	16	18			34	16	6	34	34	4	17	22.41	10	2,170	
	4	5	14	6	1		8	3		7	7		6	32.50			
	5	17	13	19		1	14	7	2	16	16	1	30	23.50	1		
	6	22	19	3			21	16		21	21	5	10	26.50	2		
	7	40	20	20		1	39	16	9	40	40	3	19	19.00			
	8	36	20	16			36	24	7	36	36	1	32	23.18	7	1,942	
	9	11	4	7			11	16	1	11	11	4	15	26.26	17	2,252	
	10	8	4	4			8	4	1	8	8	1	38	24.55	31	2,761	
	11																
	12	30	12	18			30	17	12	30	30	5	18	20.72	12	2,925	
13	35	14	21			34	13	11	35	35	2	20	32.75	4	2,950		
14	31	11	18			31	14	10	31	31	1	17	22.58	4	3,125		
15	19	1	18			19	14	14	19	19	3	16	24.93	1			
16	6	5	1			6	8	6	6	6		1		1	3,000		
17	15	7	8			15	8	6	15	15	3	8	25.87	4	2,625		
18	25	6	19			24	14	13	25	25	1	19	26.89	1			

¹For renter-occupied dwelling units and vacant nonseasonal not dilapidated units, for rent.
²For owner-occupied dwelling units and vacant nonseasonal not dilapidated units, for sale only.

Table 3.—CHARACTERISTICS OF HOUSING FOR CENSUS TRACTS, BY BLOCKS: 1950—Con.

Census tract	Block	All dwelling units by occupancy and tenure					All dwelling units by condition and plumbing facilities			Occupied dwelling units			Contract monthly rent ¹		Value ² of one-dwelling-unit structures	
		Total	Owner occupied	Renter occupied	Vacant non-seasonal not dilap., for rent or sale	Other vacant and non-resident	Number reporting	No private bath or dilap.	No running water or dilap.	Total	Persons per room	Occupied by non-white	Number reporting	Average monthly rent (dollars)	Number reporting	Average value (dollars)
87	21	16	2	14		16	7	7	16	16	1		12	27.41	1	
	22	15		12		13	6		15	15			11	45.00		
	23	12	11	15		27	14	11	26	26	1		15	36.00	2	
	24	38	14	24		37	21	20	38	38	7		23	24.65	5	2,600
	25	28	20	8		27	18	16	28	28	4	24	7	20.77	9	2,600
88	1	61	26	34		60	33	28	60	59	8	19	31	27.22	15	3,000
	2	19	8	10		17	11	5	18	17	2	4	10	18.30	6	2,250
	3	17	9	8		17	13	6	17	17	3	9	8	17.21	6	2,000
	4	12	7	4		10	9		11	11	2	8	4	21.35	5	1,900
	5	11	9	2	1	11	3		11	11	2	8	2	11.33	8	2,937
	6	17	10	7		16	10	4	17	16	4	6	6	14.30	10	2,330
	7	22	8	14		22	19	3	22	22	5	5	13	20.00	5	2,280
	8	12	8	4		12	8	1	12	12	2	4	11	29.54	7	2,600
	9	21	9	11	1	19	16	3	20	20	4	5	12	14.75	14	2,557
	10	28	16	12		28	18	7	28	28	5		12	27.80	13	2,569
	11	15	31	15		31	20	2	31	31	3		15	34.66	8	2,987
	12	16	8	3		12	4	3	11	11	1	12	8	11.50	4	2,000
	13	14	5	9		11	9	5	14	13	4	13	8	29.00	5	2,700
	14	17	17	8		15	14	7	16	16	3	13	10	22.90	7	2,500
	15	17	8	6		16	14	8	17	15	2	9	4	22.00	17	2,900
	16	19	19	6		24	3		25	24	4		9	38.44	15	3,566
	17	20	28	18		25	9		28	27	4	1	9	26.14	11	2,400
	18	21	13	10		13	4		13	12			9	22.22	9	3,355
	19	22	10	9		10	1		10	10			9	22.22	11	3,355
	20	23	32	21	11	29	9	2	32	30	4		9	22.22	18	3,355
	21	25	21	15	6	18	15	2	21	20	3		6	22.16	13	2,930
	22	26	37	23	14	32	23	21	37	32	7	2	13	25.00	12	2,166
	23	27	24	9	15	24	21	18	24	24	9		14	40.14	6	2,986
	24	28	15	7	8	14	7	5	15	14	9		7	45.00	4	3,125
25	30	22	9	13	19	8	6	22	19	3		9	24.33	4	3,500	
26	31	22	18	4	22	6	2	22	22	3		3	56.00	12	3,416	
27	32	30	20	10	30	11	8	30	30	3	1	10	30.60	14	3,885	
89	2	41	17	24		36	16	7	41	39	2		23	15.00	15	5,640
	3	47	22	25		44	23	5	47	43	2		23	54.47	13	6,138
	4	23	11	12		23	11	3	23	22			12	26.33	4	4,825
	5	80	28	48	1	72	51	21	76	75	9		47	27.89	14	5,821
	6	46	22	24		42	19	3	46	45	4		22	31.50	12	5,608
	7	30	15	15		30	18	6	30	29	5		15	29.66	2	
	8	49	23	26		43	24	6	49	46	5		25	28.88	14	6,050
	9	22	7	14	1	18	11	8	21	21	4		14	26.14	2	
	10	5	1	4		5	3	3	5	4			4	22.25		
	11	47	16	31		42	38	18	47	46	12		29	19.79	2	
	12	47	15	31		45	35	10	46	45	7		29	23.55	5	5,400
	13	39	25	13		37	17	2	38	38			12	25.66	18	5,333
	14	55	31	24		52	28		55	54	2		22	27.72	22	4,718
	15	53	14	39		52	32	8	53	53	4		36	30.47	8	4,700
	16	84	39	44		76	49	1	83	80	7		41	29.87	22	5,536
	17	36	19	16		36	22	6	35	35	2		15	24.06	9	2,855
	18	62	61	61		61	60		61	60	14	1	61	25.08		
	19	12	4	8		11	10	2	12	11	3		7	17.28	3	3,366
	20	40	6	30	1	38	32	18	36	36	8		28	22.85	1	
	21	47	20	27		47	24	3	47	47	2		25	37.92	13	5,476
	22	25	68	37	31	68	41	3	68	68	7		29	28.79	21	4,042
	23	49	20	29		48	32	7	49	49	2		28	24.75	16	3,943
	24	28	9	19		27	14	3	28	28	1		19	24.21	5	5,720
	25	30	13	16		20	12	5	29	20	1		8	19.25	6	5,416
26	31	43	25	17	32	20	1	42	32	2		11	21.09	11	4,090	
27	32	44	24	20	43	21	7	44	44	6		17	28.11	18	3,966	
28	33	2														
29	37	31	16	15	30	10		31	30	3		15	33.46	14	3,750	
30	38	40	27	13	40	13	1	40	40	5		12	34.00	21	4,214	
31	39	27	16	11	27	16	1	27	27	1		11	25.63	10	5,140	
32	40	21	13	8	21	6		21	21	2		6	34.16	9	4,055	
90	1	50	28	20		50	10	1	48	48	2	2	19	39.47	21	5,723
	2	52	30	22		52	7		52	52			21	31.76	22	7,022
	3	72	30	41	1	71	17	5	71	71	2		39	31.25	21	6,404
	4	71	38	32	1	71	27	15	70	70	4		28	32.71	20	5,796
	5	64	40	24		62	39	36	64	64	1		23	30.69	31	6,277
	6	53	23	30		52	33	12	53	53			29	36.00	11	8,181
	7	40	24	16		39	10	3	40	39	3		11	35.81	18	5,061
	8	65	42	23		61	17	2	65	65	1	1	23	33.30	35	5,231
	9	54	35	18		54	9	1	53	53	2	2	17	34.64	31	5,141
	10	8	6	2		8	2	1	8	8			2		6	4,916
	11	30	20	10		30	10	1	30	30			10	27.80	17	5,400
	12	11	8	3		10	2		11	11	1		3	45.00	8	5,562
	13	41	17	24		40	18		41	39	1		24	27.20	13	5,315
	14	20	18	2		20	8		20	19			2		18	6,583
15	16	38	22	15	38	16		37	37	7		15	25.20	15	4,506	
16	46	34	12	1	44	23	11	46	46	1	7	12	22.50	29	5,237	
17	17	16	19		30	7	2	35	32			18	35.16	12	5,458	

¹For renter - occupied dwelling units and vacant nonseasonal not dilapidated units, for rent.

²For owner - occupied dwelling units and vacant nonseasonal not dilapidated units, for sale only.

HOUSING—BLOCK STATISTICS

Table 3.—CHARACTERISTICS OF HOUSING FOR CENSUS TRACTS, BY BLOCKS: 1950—Con.

Census tract	Block	All dwelling units by occupancy and tenure					All dwelling units by condition and plumbing facilities			Occupied dwelling units			Contract monthly rent ¹		Value ² of one-dwelling-unit structures		
		Total	Owner occupied	Renter occupied	Vacant non-seasonal not dilap., for rent or sale	Other vacant and non-resident	Number reporting	No private bath or dilap.	No running water or dilap.	Total	Persons per room		Occupied by non-white	Number reporting	Average monthly rent (dollars)	Number reporting	Average value (dollars)
											Number reporting	1.51 or more					
90	19	7	3	4		7	3		7	7			4	325.0	1		
	20	6	5			6	2		5	5			1		5	5,340	
	21	12	8	4	1	12	6		12	12			3	1,433	7	5,424	
	22	8	3	5		8	5	2	8	8			5	2,600	3	5,666	
	23	27	14	13		27	12		27	27	1	1	13	2,900	9	3,122	
	24	23	11	12		23	16	4	23	23	2		12	2,191	4	2,500	
	25	12	12			12			12	12					12	7,875	
	26	18	14	3		18			17	17			3	3,100	14	5,864	
	27	91	61	28	2	90	20		89	89	1	1	28	3,053	57	5,285	
	28	29	19	10		29	8		29	29			10	1,910	15	5,100	
	29	28	13	15		27	14	2	28	28	2	3	15	1,780	10	4,900	
	30	40	28	12		40	30	7	40	40	3	3	12	2,135	22	4,159	
	31	60	35	24		60	30	15	59	59	2	2	22	3,145	26	4,042	
	32	39	13	26	1	39	13	9	39	39	2	3	24	3,935	9	4,944	
	33	25	15	10		25	10	5	25	25	4		10	2,810	13	3,984	
	34	26	14	12		26	15	2	26	26	1		11	3,545	8	4,112	
	35	38	24	11	3	38	7	1	35	35			11	3,090	26	5,276	
	36	19	15	4		17	7		19	17			3	2,833	13	4,700	
	37	9	6	3		9	8	2	9	9			3	2,333	6	3,233	
	38	8	6	2		8	6	4	8	8		5	2		6	4,300	
	40	12	11	1		12	4		12	12	1		1		11	5,272	
	41	70	16	54		70	50	30	70	69	6		54	3,124	4	5,875	
	42	3	1	2		3	3	3	3	3	1		1		4		
	91	1	12	8	4		12	3		12	12	1		3	2,366	7	3,857
		2	24	13	11		24	7		24	24	3		11	2,927	8	5,000
		3	37	21	16		37	7		37	37	1		16	3,106	17	4,852
		4	34	20	14		34	3		34	34	1		11	3,272	14	8,250
		5	27	13	14		27	3		27	27			14	3,614	8	7,000
		6	91	52	38	1	91	14		90	90	3		37	3,218	33	6,206
		7	36	25	10		36	3		35	35			10	3,630	20	6,250
		8	31	23	7	1	31	2		30	30	1		7	2,842	19	6,415
		9	31	24	7		31	2		31	31	1		7	4,142	20	6,150
		10	35	26	8		34	10		34	33	1		8	4,475	19	5,736
		11	35	17	17	1	33	2		34	33	1		17	4,035	11	6,818
		12	25	11	14		25	4		25	25			12	4,516	9	6,833
		13	24	16	6		24	2		22	22			5	2,540	13	6,384
		14	31	14	17		31	5		31	31			15	3,120	6	5,583
		15	30	16	14		29	3	1	30	30			14	4,214	13	5,692
		16	51	22	28		44	4		50	50			28	3,303	13	5,807
		17	37	26	11		37	5		37	37			10	2,680	22	6,386
18		36	28	8		35	5		36	36	2		6	2,816	23	5,652	
19		36	26	10		35	4		36	36	1		10	4,330	20	5,160	
20		31	24	7		31	5		31	31	1		6	3,650	18	6,361	
21		42	29	13		42	3		42	42	1		12	3,658	24	6,187	
22		56	49	6	1	55	6		55	55			6	3,466	44	6,011	
23		93	62	29	1	91	9	2	91	90	1		24	4,229	49	6,065	
24		92	54	37	1	83	16	3	91	91	1		36	3,150	48	5,043	
25		35	22	12		35	8	1	34	34	1		12	3,616	14	6,178	
26		27	21	5		26	4		26	26			5	3,060	18	6,722	
27		9	5	4		9	2		9	9			4	1,950	5	6,400	
28		30	15	15		30	5	2	30	30	2		13	2,815	10	5,800	
29		40	28	12		40	5		40	40			12	2,983	24	5,775	
31		45	31	13	1	43	3		44	43	1		14	3,400	25	5,440	
32		41	26	14	1	39	10	1	40	39	1		15	3,306	17	4,747	
33		57	37	19	1	51	20	2	56	55	2		17	2,776	29	5,017	
34		43	27	16		42	23		43	43			14	1,928	19	4,394	
35		33	18	14		33	8		32	32	2		14	2,164	15	5,293	
36		36	22	14	1	35	8	4	36	36			13	2,946	15	5,733	
38		41	25	16		41	12		41	41	1		16	2,868	13	5,807	
39		44	21	23		44	12		44	44	1		21	3,361	15	5,466	
43		4		4		3		3	4	4	1		4	1,050			
45		4	2	1		3	3	2	3	3			1		2		
92		1	56	35	21		55	15	5	56	56	1		21	294.7	30	3,733
	2	6	4	2		6	4		6	6			2		4	2,725	
	3	68	40	28		67	22		68	68			28	270.3	30	4,813	
	4	27	12	15		27	7		27	27			12	2,873	11	4,727	
	5	25	13	12		25	7		25	25	1		11	2,500	8	3,937	
	6	21	9	12		20	15	2	21	20			11	2,054	3	3,666	
	7	16	12	4		16	3		16	13	1		4	3,900	12	4,450	
	9	32	16	15		31	5		31	30	1		14	4,642	11	4,363	
	10	65	42	23		64	5		65	64	2		22	4,300	34	6,552	
	11	34	20	14		31	6		34	31	2		12	3,083	13	6,092	
	12	40	9	31		39	17	6	40	39	1		30	3,173	6	6,616	
	13	31	18	11	2	31	8		29	28	4		12	3,250	12	4,291	
	14	52	22	30		51	32	9	52	52	2		29	2,513	19	4,477	
	15	45	29	15		45	13	1	44	43	2		15	3,006	24	5,791	
	16	40	29	11		40	7		40	40	1		11	2,890	28	5,092	
	17	11	4	7		11	7		11	11	1		6	2,466	4	3,625	
	18	46	28	17	1	46	10	5	45	45	2		17	3,464	24	5,204	
	19	80	57	23		78	22	6	80	80			23	3,326	46	5,297	
	20	18	16	2		18	2		18	18	2		2		15	5,480	
	21	13	10	3		12			13	13	1		3	3,666	7	5,842	
22	19	12	7		19	3	1	19	19	1		6	2,383	11	5,909		

¹For renter - occupied dwelling units and vacant nonseasonal not dilapidated units, for rent.
²For owner - occupied dwelling units and vacant nonseasonal not dilapidated units, for sale only.

Table 3.—CHARACTERISTICS OF HOUSING FOR CENSUS TRACTS, BY BLOCKS: 1950—Con.

Census tract	Block	All dwelling units by occupancy and tenure					All dwelling units by condition and plumbing facilities			Occupied dwelling units			Contract monthly rent ¹		Value ² of one-dwelling-unit structures	
		Total	Owner occupied	Renter occupied	Vacant non-seasonal not dilap., for rent or sale	Other vacant and non-resident	Number reporting	No private bath or dilap.	No running water or dilap.	Total	Persons per room		Number reporting	Average monthly rent (dollars)	Number reporting	Average value (dollars)
											Number reporting	1.51 or more				
92	23	25	16	9		24	4	2	25	25			7	45.14	15	61.46
	24	20	19	1		20	6	1	29	29	1		9	30.66	20	54.20
	25	20	15	5		20	4		20	20			5	22.80	15	61.66
	26	16	13	3		16	2		16	16	1		3	29.33	12	56.00
	27	14	7	6	1	13	2		13	13	1		7	32.00	6	52.33
	29	53	40	18		58	13	3	58	58	1		18	34.38	32	50.00
	30	27	20	7		27	7		27	27	4		4	41.14	18	48.05
	32	16	8	8		15	6		16	16			8	30.50	7	54.28
	33	15	7	8		15	4	1	15	15			8	28.12	6	43.33
	34	18	12	6		18	6		18	18			6	26.33	12	59.50
93	35	54	38	16		54	25	7	54	54	5		16	30.81	29	38.58
	36	22	15	7		22	4		22	22	1		7	30.71	12	50.83
	37	29	14	15		29	7	1	29	29			15	28.26	11	54.54
	38	43	21	19	2	43	26		40	40	2		19	35.57	15	36.93
	1	49	17	31	1	47	23	6	48	48	5		31	36.19	11	41.63
	2	55	26	27	2	54	19		53	53	1		28	41.85	16	42.68
	3	71	29	40	1	70	26		69	69	1		39	36.20	14	38.07
	4	29	14	14	1	28	7		28	28	1		14	31.78	12	44.58
	5	34	1	33		34			34	34	1		25	30.36	1	
	6	21	12	7	2	21	6		19	19	1		6	30.50	7	48.57
94	7	3	2	1		3	1		3	3					2	
	8	100	49	48	2	98	33	9	97	97	5		49	37.95	32	43.15
	9	36	15	20	1	35	10		35	34	1		21	36.85	6	61.66
	10	63	32	29	1	62	19		61	60	1		26	31.50	22	44.86
	11	9	1	8		9	7		9	9	4		7	36.42		
	12	2														
	14	19	16	2	1	19	10		18	18	1		1	33.71	14	41.00
	15	20	13	7		20			20	20			7	33.71	10	56.70
	16	28	12	14	2	28	8	4	26	26	1		12	23.21	5	72.00
	17	33	10	22	1	33	13		32	32	3		22	27.36	3	41.66
94	18	29	14	14		29	19	3	28	28	1		14	21.35	6	45.83
	19	43	11	31		42	16	1	42	41	2		29	25.00	2	
	20	23	13	10		19	3		23	23			10	30.30	11	50.00
	21	15	9	6		14	3		15	15	2		6	35.50	8	41.25
	24	31	12	19		31	15		31	31	4		19	34.78	9	43.22
	25	19	5	14		19	13	3	19	19	3		13	29.76	5	101.00
	26	20	2	18		19	5	1	20	20	1		18	31.72	1	
	27	34	22	9		33	8	1	34	32			9	25.77	22	59.31
	28	39	22	13	4	38	13		35	35			15	35.46	18	51.94
	29	33	23	10		33	9		33	33	3		7	24.14	13	44.05
94	30	25	19	5	1	25	3		24	24	1		4	37.75	17	53.52
	31	32	20	12		32	7		32	32	1		11	29.27	15	41.80
	32	26	17	9		26	4		26	26			9	31.77	15	50.80
	1	48	15	33		47	8	2	48	48	6	2	31	32.83	12	44.58
	3	43	33	9	1	43	20	2	42	42	7		9	44.88	30	39.76
	4	25	5	19		25	9		24	24	1		19	31.85	3	48.33
	5	21	12	8	1	21	8		20	20	1		7	26.28	8	39.37
	6	28	20	7	1	28	10	2	27	27	2		7	40.14	16	44.25
	7	18	5	12	1	18	3		17	17	2		13	32.00	3	63.33
	8	3				3			3	3			3	56.33		
94	9	19	13	5		19	8		18	18	1		5	51.40	12	41.83
	10	2														
	14	1														
	16	13	2	11		13	12	8	13	13	3		10	13.90	2	
	17	12	6	6		11	4	2	12	12			5	27.80	3	39.00
	18	66	45	21		66	31	9	66	66	4		19	26.57	37	37.81
	19	32	22	10		31	20	7	32	32	3		9	21.11	17	35.82
	20	69	43	24		69	24	10	67	67	3		23	31.21	27	47.14
	21	36	16	19		35	21	6	35	35	1		18	28.44	11	53.00
	24	57	32	22	3	57	27	11	54	54	8		22	36.45	25	50.68
25	6	2	4		6	5		6	6	1		4	23.75	1		
94	26	2														
	30	6	4	2		5	4		6	6	1		2		3	34.00
	31	17	15	2		17	12	6	17	17	2		2		13	36.69
	33	6	3	3		6	1		6	6			3	26.66	2	
	35	7	4	3		7	2		7	7	1	1	3	12.66	4	60.00
	36	30	18	12		28	5		30	28			11	30.36	16	41.87
	37	20	16	3		20	6	1	19	19			3	22.66	16	64.05
	38	12	7	5		12	1		12	12			5	29.80	7	62.85
	39	15	8	7		15	8		15	15			7	32.71	7	71.42
	40	21	21			18			21	21					21	83.57
94	41	25	13	12		23	2		25	25			12	27.50	12	74.16
	42	26	18	8		25	3	1	26	26	1		8	32.00	17	80.29
	43	7	5	2		7	1		7	7			2		3	138.33
	44	12	8	1	2	12	8	5	9	9			1		7	44.71
	45	7	3	3		7	7		6	6	3		3	15.00	3	36.66
	47	1														
	48	9	7	2		8	8	8	9	8	1		2		5	14.00
	49	4	1	3		4	1	1	4	4			3	38.66		
	50	25	18	7		25	3		25	25			6	33.83	12	53.91
	51	20	19	1		20	1		20	20			1		1	66.31
94	54	8	5	1		8			6	6			1		5	124.00
	55	20	12	8		20	3		20	20			8	39.00	10	64.50

¹For renter - occupied dwelling units and vacant nonseasonal not dilapidated units, for rent.
²For owner - occupied dwelling units and vacant nonseasonal not dilapidated units, for sale only.

HOUSING—BLOCK STATISTICS

Table 3.—CHARACTERISTICS OF HOUSING FOR CENSUS TRACTS, BY BLOCKS: 1950—Con.

Census tract	Block	All dwelling units by occupancy and tenure					All dwelling units by condition and plumbing facilities			Occupied dwelling units				Contract monthly rent ¹		Value ² of one-dwelling-unit structures	
		Total	Owner occupied	Renter occupied	Vacant non-seasonal not dilap. for rent or sale	Other vacant and non-resident	Number reporting	No private bath or dilap.	No running water or dilap.	Total	Persons per room		Occupied by non-white	Number reporting	Average monthly rent (dollars)	Number reporting	Average value (dollars)
											Number reporting	1.51 or more					
94	58	1		3													
	59	16	11	3		2	16	15	12	14	14	7	1		10	2,220	
	60	6	5	1			6	6	5	6	6	1	1		5	2,000	
	61	8	6				8	8	8	8	8	1	1		5	700	
	64	3	3				3	3	3	3	3			16.66	3	4,833	
	65	5	5				5	5	5	5	5				3	3,407	
	66	2	2		1		2	2	2	2	2	1	1		3	7,035	
	67	3	3			1	3	3	3	3	3				3	7,811	
	68	1	1				1	1	1	1	1				1	7,000	
	69	3	3		1		3	3	3	3	3			39.66	1		
	70																
	71	1					1	1	1	1	1						
	72	14	12	4		2	14	14	14	12	12				11	9,000	
	73	24	20	4	1		24	24	24	24	24	1	1	4	19	9,368	
	74	3	3				3	3	3	3	3				3	6,584	
	75	4	4				4	4	4	4	4				4	7,666	
	76	1					1	1	1	1	1				1	7,875	
	95	2	5	5			4	3			5	5	2			5	2,840
3		13	9	4		12	5	4	1	13	13		4	4	5	3,600	
4		13	10	3		12	1			13	13			7	5,071		
5		21	13	8		13	1	1	1	21	21		12	2	9	5,000	
6		39	24	14		39	1	1	1	39	38		13	3	18	5,533	
7		51	28	23		50	1	1	1	51	51	1	3	22	23	5,469	
8		42	28	13		42	1	2		41	41	1	1	12	19	6,078	
9		43	27	14		43	1	1		41	41			14	18	6,500	
10		22	12	10		22	2	2		22	22	1	1	10	10	8,500	
11		26	20	6		25	3	1		26	26			5	15	7,533	
12		46	18	27		43	1	1		45	44	3	27	27	8	6,750	
13		48	30	18		46	1	1		48	48	2	18	18	22	4,522	
14		39	26	12		38	1	1		38	38	1	11	11	14	6,057	
15		41	23	16		40	2	1		39	38		15	15	21	4,014	
16		39	28	11		38	1	1		39	39	1	1	1	22	4,872	
17		34	20	14		34	1	1		34	34		14	14	16	5,843	
18		47	27	19	1	44	1	1	1	46	43		18	18	14	5,114	
19		34	21	13		32	1	1		34	32		11	11	10	4,600	
24		45	24	20		42	1	1		44	42	1	16	16	14	4,964	
25		29	18	11		29	1	1		29	29	2	11	11	14	4,571	
26		35	9	26		35	1	2		35	35	7	26	26	6	5,666	
27		41	25	16		40	1	1		40	40	3	16	16	11	6,318	
28		41	24	15		41	1	1	1	40	40	4	16	16	22	3,904	
29		34	22	12		33	1	1	1	34	34	4	12	12	17	2,964	
30		41	25	16		40	1	1		41	41	1	16	16	18	3,194	
31		44	25	18		44	1	1		43	41	1	16	16	15	5,306	
32		39	18	21		39	6	6		39	39		18	18	12	5,583	
33		33	23	10		33	1	1		33	33	1	10	10	16	4,831	
34		35	21	14		35	2	2		35	35	2	13	13	16	4,387	
35		39	23	16		39	5	4		39	39	3	13	13	16	4,550	
36		22	11	11		22	1	1		22	22		11	11	10	4,250	
37		22	15	6		22	1	1		21	21	1	8	8	10	4,300	
38	34	23	11		34	1	1		34	34	1	8	8	19	3,273		
39	28	12	16		26	1	2		28	27	2	13	13	9	3,544		
40	2				6	5	5		8	6		2	2	2			
41	8	5	3		11	8	7		11	11	2	3	3	4	4,525		
45	11	8	3		11	3	3		11	11	2	2	2	4			
46	4	1	2		3	3	3		3	3		2	2	1			
47	6	1	4		5	4	4		5	5	1	4	4	1			
48	2				2	2	2		2	2		2	2	1			
50	2				7	7	4		8	7	2	3	3	2			
54	8	4	4		8	8	8		8	8		3	3	2			
55	2				2	2	2		2	2		2	2	2			
96	1	41	20	21		40	17	2		41	40	2	21	21	8	4,412	
	2	47	32	12		42	28	19		44	44	4	12	12	18	3,850	
	3	23	16	6		22	11	7		22	21	1	3	3	10	4,930	
	4	5	1	4		5	5	5		5	5		1	1			
	5	2				4	4	4		4	4	2	2	2	2		
	6	4	1	3		9	9	9		11	11	6	8	8	4	4,050	
	7	11	3	8	1	24	17	15		23	23	3	23	23	4	4,800	
	8	24	13	10		40	26	16		40	40	4	20	20	4	4,800	
	9	40	18	22		46	25	16		46	46	4	20	20	21	3,766	
	10	47	26	20		44	25	16		46	46	4	20	20	21	3,766	
	11	14	13	1		14	7	2		14	14	1	5	5	8	4,475	
	12	25	12	12		24	17	9		24	24		10	10	8	3,287	
	13	19	7	9		16	12	4		16	16	2	9	9	7	4,457	
	14	21	9	12		19	7	3		21	21	6	12	12	3	6,866	
	15	19	17	2		18	3	3		19	18		18	18	12	4,625	
	16	18	15	1		15	4	3		16	15		11	11	3	3,823	
	17	27	13	13		26	21	15		26	26	7	12	12	7	2,685	
	18	8	4	4		8	5	1		8	8	1	7	7	3	3,300	
19	21	11	9		19	6	6		20	18		7	7	5	4,000		
20	18	15	3		13	6	5		18	15	2	2	2	9	3,444		
21	23	16	6		17	14	11		22	18	2	2	2	14	3,250		
22	10	6	4		7	6	6		10	8	1	3	3	4	2,875		

¹For renter - occupied dwelling units and vacant nonseasonal not dilapidated units, for rent.
²For owner - occupied dwelling units and vacant nonseasonal not dilapidated units, for sale only.

Table 3.—CHARACTERISTICS OF HOUSING FOR CENSUS TRACTS, BY BLOCKS: 1950—Con.

Census tract	Block	All dwelling units by occupancy and tenure					All dwelling units by condition and plumbing facilities			Occupied dwelling units				Contract monthly rent ¹		Value ² of one-dwelling-unit structures	
		Total	Owner occupied	Renter occupied	Vacant non-seasonal not dilap., for rent or sale	Other vacant and non-resident	Number reporting	No private bath or dilap.	No running water or dilap.	Total	Persons per room		Occupied by non-white	Number reporting	Average monthly rent (dollars)	Number reporting	Average value (dollars)
											Number reporting	1.51 or more					
96	23	9	6	3					9	8	1		3	15.00	5	31.40	
	24	23	17	6		8	8	4	23	20	3		4	16.75	13	31.92	
	25	17	10	6		15	14	9	16	15	3		5	16.20	8	21.00	
	26	4							4	4			2		2		
	28	10	8	2		7	6	5	10	8	1				8	29.87	
97	1	1															
	2	1															
	3	12			1	1	1	1	10	10	1	7	2		8	23.25	
	4	4				4	4	3	4	4	2	4	1		3	15.00	
	7	3				3	3	3	3	3		2	1		2		
	8	20	9			20	19	15	20	20		20	7	23.71	12	28.91	
	9	43	33	10		43	42	32	42	42	6	42	15	16.93	18	26.22	
	10	19	12	7		19	18	10	19	19	1	17	7	23.42	12	26.83	
	11	7	6			7	7	6	6	6	1	3			6	28.33	
	12	9	8	1		9	9	4	9	9		5			7	32.14	
	13	12	7	5		12	11	5	12	12	1	8	3	29.33	7	22.85	
	14	18	13	5		18	17	11	18	18	2	9	5	29.00	13	26.92	
	15	20	15	5		20	19	15	20	20		4	4	36.00	20	61.90	
	16	24	18	6		24	23	15	24	24					4	44.50	
	17	25	17	8		25	24	12	25	25	1		3	39.00	17	34.47	
	18	31	22	9		31	30	12	31	31	2		4	45.75	13	69.92	
	19	31	22	9		31	30	12	31	31	2		4	45.75	27	60.07	
	20	22	20	2		22	21	1	22	22					22	76.59	
	21	20	20			20	20		20	20					20	76.65	
	22	27	27	1		27	26	1	27	27	2		1		27	70.25	
	23	2															
	24	1															
	26	4															
27	23	20	3		23	22	1	23	23	1		1		20	88.33		
28	23	23			23	23		23	23					23	70.30		
29	21	19	2		21	21	1	21	21	4		2		19	78.73		
30	25	19	6		25	24	1	25	24	4		5	28.60	19	81.57		
98	1	16	15	1		13	3	1	16	13	2				11	71.36	
	2	20	15	5		17	2		19	16	2		2		13	69.84	
	3	18	17	1		17	1		18	17	1		1		15	69.73	
	4	25	20	5		20	1		24	19	1		3	66.00	16	79.00	
	5	39	30	9		39	7		37	33	1		3	28.75	29	82.79	
	6	24	16	8		24	10		23	22	1		7	26.83	17	50.94	
	7	22	16	6		22	5		22	21	1		1	36.83	15	61.33	
	8	48	43	5		48	4		47	47		1	4	36.25	42	68.97	
	9	11	8	3		11	6		10	10			6		4	73.75	
	10	18	12	6		18	4		15	9			1		7	92.00	
	12	13	11	2		13	8	1	13	13	1		1		11	53.18	
	13	6	6			6	4	2	6	5			1		4	42.50	
	14	16	11	5		16	4	2	16	14	2		3	43.33	10	71.80	
	15	11	8	3		11	9		11	10			2		8	65.00	
	16	3	2	1		3	2		3	2			1		1		
	17	5	5			5	1		5	5	1				5	68.00	
	18	9	7	2		9	7		7	5			4		4	68.75	
	19	16	14	2		16	13		14	11			11		11	75.09	
21	3	3			3	2		3	2			2		4	43.75		
22	6	4	2		6	4	2	6	4			4		4			
23	3	3			3	2	1	3	3					3	56.66		
24	2				2			2									
25	8	6	2		8	7		8	7			1		6	70.00		
26	4	4			4	4		4	4					4	97.50		
27	11	9	2		11	7		11	7					7	107.14		
28	2				2			2									
99	1	63	46	14	2	1		63	26	13			16	35.81	40	47.82	
	2	33	28	5		33	3	1	33	33			4	11.00	26	56.07	
	3	39	20	19		39	21	11	39	39	3	4	19	18.63	13	51.92	
	4	32	21	11		32	21	11	32	32			9	18.33	14	43.07	
	5	26	17	9		26	17	9	26	26	2	3	9	25.66	14	29.85	
	6	37	18	19		37	17	12	36	36	2		10	27.00	15	52.86	
	7	17	8	9		17	5	2	17	17	2		2	22.66	6	73.33	
	8	16	11	5		16	15	1	15	15			2		9	52.44	
	9	77	54	22		77	15	1	76	76	3		18	28.16	38	58.63	
	10	29	19	10		29	7	2	28	27			6	41.66	17	54.11	
	11	32	26	6		32	31		31	30	1		5	31.40	26	70.57	
	12	24	14	10		24	8		24	24	1		10	29.10	12	70.00	
	13	44	27	16		44	6	1	43	43	2		16	34.56	23	65.47	
	14	40	22	18		40	3	1	40	40			17	27.82	15	65.66	
	15	25	16	9		25	3		25	24	1		7	31.85	14	69.28	
	16	45	27	18		45	5	1	45	45			16	26.43	23	57.17	
	17	30	20	10		30	8		29	29	1		9	32.44	15	63.00	
	18	30	21	9		30	11		29	29			8	29.50	15	69.00	
19	28	24	4		28	3		28	28	1		4	30.50	23	66.95		
20	33	20	13		33	8	1	33	33	2		13	31.61	15	63.80		
21	25	21	4		25	4		25	25	1		4	32.25	20	58.90		

¹For renter - occupied dwelling units and vacant nonseasonal not dilapidated units, for rent.
²For owner - occupied dwelling units and vacant nonseasonal not dilapidated units, for sale only.

HOUSING—BLOCK STATISTICS

Table 3.—CHARACTERISTICS OF HOUSING FOR CENSUS TRACTS, BY BLOCKS: 1950—Con.

Census tract	Block	All dwelling units by occupancy and tenure					All dwelling units by condition and plumbing facilities			Occupied dwelling units			Contract monthly rent ¹		Value ² of one-dwelling-unit structures		
		Total	Owner occupied	Renter occupied	Vacant non-seasonal not dilap. for rent or sale	Other vacant and non-resident	Number reporting	No private bath or dilap.	No running water or dilap.	Total	Persons per room		Occupied by non-white	Number reporting	Average monthly rent (dollars)	Number reporting	Average value (dollars)
											Number reporting	1.51 or more					
99	22	46	26	20		37	5		46	46			19	3 6.47	18	6 305	
	23	69	40	29		68	21	2	69	68	2	6	26	2 8.61	31	5 774	
	24	2															
	25	20	13	7		20	1		20	20			6	3 3.66	10	5 850	
	26	20	19	1		20	1	1	20	20					19	6 184	
	27	19	18	1		19	4		19	18			1		17	5 970	
	28	1															
	29	36	27	9		36	6		36	36			7	2 81.4	22	6 272	
	30	111	42	67	1	110	13		109	109	1	2	2	66	4 05.9	33	5 693
	31	78	63	15		77	17	1	78	78	1	1	1	15	3 75.3	48	7 083
	32	57	46	11		57	8		57	57	2		2	10	2 76.0	43	6 034
	33	43	37	4	1	42	12	2	41	41		1	1	4	2 95.0	37	5 535
	34	92	51	40		90	16	1	91	90				37	5 08.6	39	9 705
	35	60	62	17	1	80	4		79	79	1	1	1	17	4 56.4	51	7 792
	36	33	23	8		33	11	4	31	31	4	2	2	8	2 63.7	21	5 247
	100	1	16	8	8		15	6		16	16	2		8	2 55.0	7	5 257
2		8	5	3		7	1	1	7	7			3	3 26.6	5	5 400	
3		7	6	1		7	2		7	7			1		5	2 900	
4		9	3	6		9	2		9	9			4	2 75.0	3	4 833	
5		30	21	9	1	30	4	1	29	29			8	2 93.7	17	4 558	
6		44	36	8		44	4		44	44	1	1	8	2 55.0	32	4 737	
7		40	26	14		40	13	1	40	40			1	4 30.9	21	5 090	
8		44	36	8		44	4		44	44	1	1	1	3 51.2	32	5 234	
9		34	20	13		34	12		33	33			1	3 05.8	16	5 981	
10		17	8	9		17	7		17	16			9	2 12.2	5	5 200	
11		30	22	8		30	6		29	29			6	2 51.6	20	4 775	
12		38	24	13		38	7		37	37	1		12	4 10.8	20	5 675	
13		55	33	22		55	11		55	55			21	3 06.6	27	5 277	
14		19	12	7		19	9		19	19			7	2 40.0	10	5 580	
15		46	25	20		45	16	2	45	45			20	3 23.5	16	5 550	
16		53	27	23	1	52	7		50	50			23	3 58.2	19	6 142	
17		45	26	19		45	8		45	45			19	3 36.8	22	6 818	
18		34	26	7		34	1		33	33			6	3 41.6	23	6 504	
19		51	37	14		51	6		51	51	1		14	3 85.7	27	7 581	
20		44	27	17		44	10	5	44	44			13	2 86.1	25	7 160	
21		49	25	24		46	19	1	49	48			22	2 74.0	23	5 695	
22		36	15	21		34	8	2	36	36	1	2	21	4 22.3	10	13 450	
23		30	22	8		30	2		30	30			6	3 96.6	19	7 536	
24		34	24	10		31	1		34	34			9	3 61.1	20	8 325	
25		31	26	4		31			30	30			4	4 20.0	25	12 604	
26		38	25	12		35			37	36			11	3 38.1	20	8 390	
27		30	15	15		30			30	30			14	3 97.8	15	10 366	
28		29	22	7		29			29	29			7	4 75.7	20	10 100	
29		30	26	4		30			30	30			3	4 16.6	22	12 636	
30		31	22	9		31			31	31			8	3 88.7	16	8 562	
31		32	26	9		30			30	30			3	4 16.6	22	12 636	
32		30	26	4		30			30	30			3	4 16.6	22	12 636	
33		31	22	9		31			31	31			8	3 88.7	16	8 562	
101	1	1															
	2	34	20	12	2	32	20	10	32	32		1	10	3 29.0	17	3 370	
	3	24	21	2	1	24	12	4	23	23			2		21	3 909	
	4	4	4			4	1		4	4					4	5 125	
	5	72	58	14		68	3		72	72			13	4 46.9	57	6 580	
	6	42	26	16		40	14	2	42	40			13	3 58.4	21	5 157	
	7	46	32	12	1	44	22	11	44	44			11	1 53.6	29	4 689	
	8	40	33	7		39	15	1	40	40			5	2 34.2	32	4 318	
	9	26	19	7		25	19	17	26	26			3	2 51.4	17	2 817	
	10	21	16	5		21	13	8	21	21			3	1 58.0	16	3 200	
	11	25	12	12		24	13	6	24	24	2	10	11	2 65.4	7	3 328	
	12	15	11	4		15	3	2	15	15			4	2 50.0	9	5 833	
	13	18	11	7		18	5		18	18			2	2 71.6	9	4 722	
	14	66	43	21	1	62	16	1	64	64	4	4	20	3 18.0	37	5 259	
	15	27	15	8		23	6	2	23	22			8	2 07.5	13	8 507	
	16	23	16	7		21	17	8	23	23			5	3 16.0	13	4 107	
	17	33	23	8		31	21	17	31	31			5	2 24.0	22	4 154	
	18	14	9	5		14	6	1	14	14			1	4 68.0	6	6 250	
	19	10	7	3		10	5		10	10			3	2 93.3	5	5 300	
	20	8	8			8	4	1	8	8					7	4 900	
	21	6	6			6	3	1	6	6					5	4 800	
	22	1		3									3	2 43.3	24	4 045	
	23	28	25	1		28	23	3	28	28			1		4	8 750	
	24	5	4	1		5	1		5	5			3	2 16.6	8	5 625	
	25	14	10	4		13	7	4	14	14			3	2 50.0	15	4 533	
	26	24	18	5		23	9	2	23	23			5	2 50.0	15	4 533	
	27	6	6			6			6	6			2	2 70.0	6	4 666	
	28	30	24	6		28	24	5	30	30			5	2 70.0	21	3 147	
	29	36	28	8		35	30	20	36	36			4	2 35.7	28	2 732	
	30	1															
	31	36	26	10		36	6	2	36	36			9	3 48.8	23	5 304	
	32	36	29	6		35	9	2	35	35			6	3 13.3	26	4 634	
	33	26	23	3		26	21	10	26	26			2		21	3 704	
102	4	1															

¹For renter - occupied dwelling units and vacant nonseasonal not dilapidated units, for rent.
²For owner - occupied dwelling units and vacant nonseasonal not dilapidated units, for sale only.

Table 3.—CHARACTERISTICS OF HOUSING FOR CENSUS TRACTS, BY BLOCKS: 1950—Con.

Census tract	Block	All dwelling units by occupancy and tenure					All dwelling units by condition and plumbing facilities			Occupied dwelling units			Contract monthly rent ¹		Value ² of one-dwelling-unit structures			
		Total	Owner occupied	Renter occupied	Vacant non-seasonal not dilap., for rent or sale	Other vacant and non-resident	Number reporting	No private bath or dilap.	No running water or dilap.	Total	Persons per room		Number reporting	Average monthly rent (dollars)	Number reporting	Average value (dollars)		
											Number reporting	1.51 or more					Occupied by non-white	
102	5	13	11	2		12			13	12				9	8,811			
	6	14	12	2		14	1		14	13				10	10,550			
	7	2																
	8	21	18	3		21			21	21		3	6.166	17	7,676			
	9	11	9	2		11			11	11		2		9	8,333			
	10	26	22	4		25	4		26	26		4	36.25	22	7,213			
	11	46	34	12		45	1		46	46		12	44.33	34	7,808			
	12	13	9	4		13			13	13		3	58.66	9	9,666			
	13	30	26	4		30			30	29		3	46.66	24	10,308			
	14	24	22	2		24			24	24	1	2		21	8,990			
	15	19	23	1		24			24	24		1		23	10,413			
	16	27	27			26			27	27				27	11,851			
	17	8	5	3		8	1	1	8	8		2		5	10,400			
	18	11	8	3		11			11	11		3	33.33	7	10,644			
	19	29	22	7		28			29	29	1	7	34.71	22	10,204			
	20	45	22	21	1	43	1	1	43	43	1	21	37.00	19	10,310			
	21	30	25	5		30			30	29		5	33.60	22	9,163			
	22	28	26	2		27	1		28	28		2		26	9,444			
	23	28	25	3		28			28	28		1		24	10,604			
	24	20	14	4		20	2		18	18		1		14	8,785			
	25	2				2			2	2								
	26	29	24	5		27			29	29		5	57.60	24	9,004			
	27	26	25	1		25	1	1	26	25				25	7,400			
	28	27	25	2		27			27	27		2		24	8,770			
	29	22	20	2		22			22	22		2		20	8,975			
	30	18	17	1		18			18	18		1		17	7,770			
	31	23	22	1		23			23	23		1		22	9,277			
	32	19	19			19			19	19				19	7,289			
	33	27	24	3		27	2		27	27		3	50.00	24	6,564			
	34	27	20	7		27	1		27	27	1	6	35.50	17	7,405			
	35	39	21	9		30	12	4	30	30	1	9	25.55	18	5,577			
	36	18	15	2		15	2		17	17	1	2		14	6,392			
	37	2				2			2	2								
	103	1	32	21	8	1	2		27	13	5	29	28	1	7	34.57	18	6,622
		2	21	11	10		21		21	21		10	21		7	9,000		
		3	27	14	13		25	4	1	27	27	1	12	33.50	10	8,200		
		4	24	13	11		24	10	3	24	24	1	9	38.33	12	7,775		
		5	16	13	3		16	7	3	16	16		3	48.33	11	6,483		
		6	17	15	2		17	2	1	17	17				10	9,150		
		7	18	12	5		17	2	2	17	17		4	39.25	13	7,674		
		8	24	13	11	1	22	5	1	24	23		10	44.30	10	8,850		
9		17	13	4		17	4		17	17		4	37.50	9	9,106			
10		10	9	1		10	2		10	10	1	1		9	9,055			
11		9	8	1		9	2	1	9	8				5	6,900			
12		3	3			3			3	3				3	8,666			
13		20	12	8		20	2		20	20		8	48.50	10	9,200			
14		21	16	5		21	3	2	21	21	2	4	40.00	14	7,557			
15		23	19	3		20	2	3	23	22		3	32.66	18	10,433			
16		5	5			5	1	1	5	5				5	7,500			
17		15	12	3		14	1		15	15	1	2		11	10,136			
18		17	11	6		15	1		17	15		4	48.75	10	10,400			
19		6	6			6			6	6				6	6,833			
20		8	8			8	2	1	8	8				8	9,750			
21		3	2	1		3	1		3	3		1		2	8,200			
22	16	13	3		15	1	1	16	16		3	38.33	13	9,230				
23	9	8	1		9			9	9		1		8	9,000				
24	30	22	8		30	6	1	30	30		8	50.00	19	9,973				
25	5	5			5			5	5	1			5	6,700				
104	1	6		6		6		6	6		6		6	5.166	34	15,794		
	2	36	35	1		36		36	36									
	3	50	49	1		50		50	51		1			2	16,933			
	4	20	14	6		20		20	20		5			5	4,620			
	5	18	17	1		18		18	18		1			14	13,557			
	6	20	18	2		18		18	17		1			15	12,433			
	7	19	17	2		18		18	18		1			15	11,433			
	8	24	22	2		24		24	24		2			22	10,990			
	9	2				2			2	2								
	10	2				2			2	2								
	11	5				5			5	5				5	13,900			
	12	13	12	1		12			13	13		1		12	12,416			
	13	26	21	5	1	23			15	13		1		23	5,260			
	14	25	21	4		25			24	24		3		3	11,555			
	15	25	21	4		24			24	24	1		47.33	18	13,333			
	16	25	21	4		24			24	24		3	45.33	18	13,333			
	17	26	20	6		24			26	26		6	52.50	19	13,921			
18	36	24	12	1	31		2	33	31		8	46.00	22	11,113				
19	29	23	6		29		1	28	28		5	57.40	21	11,166				
20	35	31	4		33			35	34		3	47.66	26	12,076				
21	30	27	3		30			30	30		2		24	10,250				
22	37	31	6		37	4		37	37	1	15	42.46	17	9,811				
23	42	33	9		42			42	41	1	17	41.58	31	10,433				

¹For renter - occupied dwelling units and vacant nonseasonal not dilapidated units, for rent.
²For owner - occupied dwelling units and vacant nonseasonal not dilapidated units, for sale only.

HOUSING—BLOCK STATISTICS

Table 3.—CHARACTERISTICS OF HOUSING FOR CENSUS TRACTS, BY BLOCKS: 1950—Con.

Census tract	Block	All dwelling units by occupancy and tenure					All dwelling units by condition and plumbing facilities			Occupied dwelling units			Contract monthly rent ¹		Value ² of one-dwelling-unit structures		
		Total	Owner occupied	Renter occupied	Vacant non-seasonal not dilap., for rent or sale	Other vacant and non-resident	Number reporting	No private bath or dilap.	No running water or dilap.	Total	Persons per room		Occupied by non-white	Number reporting	Average monthly rent (dollars)	Number reporting	Average value (dollars)
											Number reporting	1.51 or more					
104	24	32	27	4		1			31				4	58.50	23	9,478	
	25	16	9	6		1			15				5	60.00	5	7,900	
	26	15	8	7					13				7	30.50	7	6,928	
	27	52	35	17			4	1	52	5	4	7	16	22.50	23	4,478	
	28	13	7	6		1			13		3		8	22.12	1	6,500	
	29	14	5	8			11		13						3		
	30	5	4	1					5						1		
	31	21	18	3			2	1	21	19			2		13	10,769	
	105	1	11	9	2					11	8			1		8	23,437
		2	12	12						12	12					12	24,391
3		14	12		1	1			14	11					13	24,392	
4		16	15						16	16					16	28,393	
5		9	8	1					9	8			1		6	37,500	
6		4	2						4	2					4	41,250	
7		5	5			2			5	5					5	39,600	
8		1							1								
9		16	6						6	6					6	39,166	
10		11	12						11	12					12	24,416	
11		13	12			1			13	12							
12		15	15						15	15					15	27,266	
13		12	12						12	12					12	22,666	
14		10	9			1			10	9					9	24,500	
15		8	7						8	7					8	24,625	
16		11	11						11	11					11	25,545	
17		3	3						3	3					3	34,000	
18		10	7						10	7					10	23,950	
19		5	4						5	4					5	21,800	
107		1	27	22	5					27	27			3	73.00	21	9,152
	2	24	22						24	24			2		22	8,977	
	3	15	10						15	15			4	37.25	9	9,888	
	4	22	19						22	22			7	54.28	13	8,184	
	5	22	19						22	22			3	40.66	18	8,211	
	6	16	14						16	16			2		13	6,938	
	7	18	17						18	18			1		16	9,543	
	8	20	15						20	20			4	50.75	16	7,918	
	9	16	15						16	16			1		15	7,573	
	10	20	16						20	20			4	53.75	16	7,812	
	11	16	12			1			16	13			1		13	7,807	
	12	15	9			2			15	9					8	9,512	
	13	12	12						12	12					11	8,181	
	14	10	10						10	10					10	8,159	
	15	17	12						17	10			2		10	8,159	
	16	50	41						50	47			6	53.50	36	8,163	
	17	12	7						12	11			3	47.33	8	10,750	
	18	7	5						7	7			2		4	5,525	
	19	12	10						12	12			1		9	7,277	
	20	3	19						3	37			18	43.66	15	9,433	
	21	2	2						2	2							
	22	47	47			1			47	46			3	51.00	16	8,737	
	23	36	36						36	36			17	47.41	20	9,515	
	24	22	22						22	22			16	50.18	17	8,547	
	25	20	17						20	20			3	46.66	19	9,047	
	26	19	15						19	18			2		15	12,696	
	27	18	16						18	17			4	43.25	15	11,213	
	28	7	7						7	7			1		7	11,533	
	29	32	29						32	32			1		7	10,428	
	30	22	19						22	22			3	65.00	24	11,562	
	31	17	17						17	17			1		19	10,278	
	32	17	17						17	17							
	33	10	9						10	9					16	8,768	
	34	15	15						15	15					10	8,970	
	35	11	11						11	11					15	11,346	
36	19	19						19	19					11	10,700		
37	13	13						13	13					16	10,125		
38	6	6						6	6			2		11	13,227		
39	11	11						11	11					6	9,666		
40	4	4						4	3					11	10,818		
41	8	5						8	8			3	51.66	3	9,500		
42	13	9						13	12					4	7,500		
43	10	5						10	9					9	9,722		
44	5	4						5	5			3	58.00	9	9,722		
45	3	3						3	3			9	50.55	89	7,765		
46	1	1						1	1			4	68.75	5	6,500		
47	7	7						7	7			1		4	7,125		
48	9	9						9	8					3	6,166		
49	3	2						3	3					7	6,500		
50	35	33						35	35			1		33	7,745		
51	27	27						27	27			2		26	10,142		
52	38	37						38	38			1		36	8,552		
53	50	41						50	49			9	64.77	38	8,334		
54	23	19						23	23			3	56.66	19	11,666		
55	20	20						20	20					20	12,100		
56	30	29						30	30					28	11,750		
57	28	17						28	28			1		17	10,947		
58	26	15						26	25			10	87.72	14	10,947		
59	21	5						21	21			3	44.86	3	9,333		

¹For renter - occupied dwelling units and vacant nonseasonal not dilapidated units, for rent.
²For owner - occupied dwelling units and vacant nonseasonal not dilapidated units, for sale only.

Table 3.—CHARACTERISTICS OF HOUSING FOR CENSUS TRACTS, BY BLOCKS: 1950—Con.

Census tract	Block	All dwelling units by occupancy and tenure					All dwelling units by condition and plumbing facilities			Occupied dwelling units			Contract monthly rent ¹		Value ² of one-dwelling-unit structures	
		Total	Owner occupied	Renter occupied	Vacant non-seasonal not dilap., for rent or sale	Other vacant and non-resident	Number reporting	No private bath or dilap.	No running water or dilap.	Total	Persons per room		Number reporting	Average monthly rent (dollars)	Number reporting	Average value (dollars)
											Number reporting	1.51 or more				
107	64	16	8	8		16			16	16		6	52.16	7	8,900	
	65	17	13	3		17			16	16		3	48.66	13	11,346	
	66	13	13			13		1	13	13				11	9,472	
	67	24	19	5		24			24	24		5	56.60	19	11,421	
	68	19	14	5		19			19	19		5	54.60	11	11,191	
	70	6	6			6			6	6				6	8,350	
	71	6	6			6			6	6				6	8,633	
	72	22	21	1		22	1		22	22		1		20	9,130	
	73	20	19	1		20	6	2	20	20		1		18	7,488	
	74	13	10	2	1	13	1	1	12	12		2		11	6,600	
	75	20	11	6	1	2		19	5		1	4	40.75	10	6,070	
108	1	15	12		3	15	1	1	12	12				13	9,638	
	2	7	7			7			7	7				7	8,357	
	3	6	5		1	6			5	5				6	11,266	
	4	7	6	1	1	7			7	6		1		6	8,833	
	5	2	2			2			2	2				2	14,166	
	6	4	3	1		4			4	4		1		3	14,346	
	7	14	14			14			14	14				13	18,958	
	8	14	14			14			14	14				12	18,958	
	9	14	14			14			14	14				10	14,060	
	10	11	10	1		11			11	11		1		10	14,060	
	11	20	19	1		20			20	19		1		17	16,617	
	12	12	12			12			12	11				12	15,958	
	13	16	15	1		16			16	16		1		13	18,384	
	14	14	14			14			14	13				14	14,014	
	15	18	15	3		18			18	18		3	35.00	15	17,200	
	16	16	15	1		16			16	16		1		14	16,464	
	17	18	17	1		18			18	18				15	17,200	
	18	10	10			10			10	10				14	16,464	
	19	14	12	2		14			14	14				13	16,361	
	20	17	17			17			17	17				9	13,333	
		21	21	19	1	21			21	19				11	17,090	
		22	11	10		11			11	11				17	16,058	
		23	14	12	1	14			14	13				20	13,200	
		24	14	14		14			14	14				9	7,555	
		25	20	14	6	20	2	1	20	20	1	6	57.16	12	9,958	
		26	15	11	4	15			15	14		4	57.16	14	8,464	
		27	11	11		11			11	11				14	6,100	
		28	2			2			2	2				11	12,818	
		29	17	17		17			17	17		4	48.75	11	13,818	
		30	18	18		18			18	18				17	17,090	
		31	16	16		16			16	16				17	16,058	
		32	19	19		19			19	19				18	12,305	
		33	12	12		12			12	12				16	13,437	
		34	13	13		13			13	13				19	12,657	
		35	15	15		15			15	15				11	16,727	
		36	12	12		12			12	13				13	16,038	
		37	14	13	1	14			14	13		1		13	14,076	
		38	12	12		12			12	12				12	15,858	
		39	3	3		3			3	3				12	12,708	
		40	9	9		9			9	9				11	14,100	
	41	5	4	1	5			5	4				3	11,166		
	42	3	2	1	3			3	3				9	12,555		
	43	9	9		9		1	9	9	1	1		5	9,440		
	44	4	4		4			4	4				2	12,677		
	45	10	10		10			10	10				9	9,677		
	46	12	11		12			12	11				4	11,875		
	47	15	15		15		1	15	15				10	11,050		
	48	20	19	1	20			20	20				11	8,800		
	49	19	19		19			19	19		1		15	10,873		
	50	11	8	2	11			11	10		1		19	10,557		
	51	23	22	1	23			23	23				19	11,074		
	52	11	11		11			11	11		1		9	10,844		
	53	16	14	2	16			16	16				20	11,675		
	54	14	11	3	14			14	13				10	10,250		
	55	12	10	2	12			12	12		2		12	10,666		
	56	21	20	1	21		1	21	20				10	11,500		
	57	25	24	1	25			25	25		1		19	11,500		
	58	23	23		23		2	23	23	2	1		24	17,157		
	59	25	24	1	25			25	25				24	15,325		
	60	26	25	1	26			26	23				23	12,008		
	61	24	24		24			24	24				25	10,492		
	62	28	24	4	28			28	24				24	10,979		
	63	19	14	5	19		1	19	19	1	4	43.00	22	9,622		
	64	18	10	8	18			18	18		4	44.25	10	10,300		
	65	9	2	7	9			9	3		8	90.50	10	11,350		
	66	10	9	1	10		6	10	3		1		2	8,500		
	67	5	5		5			5	5				9	8,500		
	68	12	11	1	12			12	12				5	10,200		
	69	22	22		22			22	22		1		11	10,072		
	70	24	22	2	24			24	22				22	9,345		
	71	16	13	3	16			16	14				20	9,550		
	72	23	23		23		1	23	23		1		14	8,900		
	73	21	17	4	21			21	21		4	52.50	23	10,347		
													16	9,125		

¹For renter - occupied dwelling units and vacant nonseasonal not dilapidated units, for rent.
²For owner - occupied dwelling units and vacant nonseasonal not dilapidated units, for sale only.

HOUSING—BLOCK STATISTICS

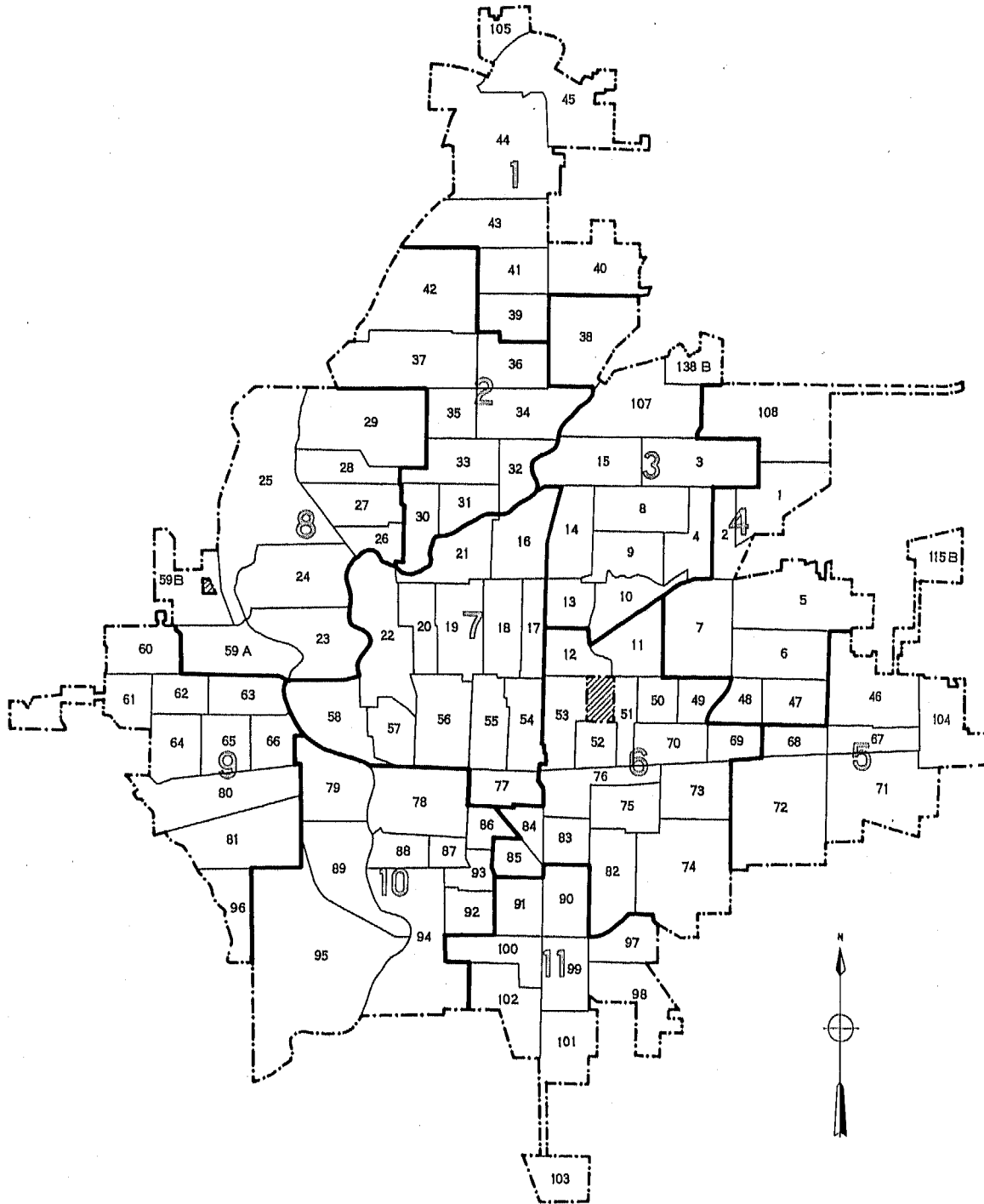
Table 3.—CHARACTERISTICS OF HOUSING FOR CENSUS TRACTS, BY BLOCKS: 1950—Con.

Census tract	Block	All dwelling units by occupancy and tenure					All dwelling units by condition and plumbing facilities			Occupied dwelling units			Contract monthly rent ¹		Value ² of one-dwelling-unit structures		
		Total	Owner occupied	Renter occupied	Vacant non-seasonal not dilap., for rent or sale	Other vacant and non-resident	Number reporting	No private bath or dilap.	No running water or dilap.	Total	Persons per room		Occupied by non-white	Number reporting	Average monthly rent (dollars)	Number reporting	Average value (dollars)
											Number reporting	1.51 or more					
108	74	24	20	4		24	1		24	24	1		3	53.33	15	9,186	
	75	20	20			20			20	20					20	9,180	
	76	19	19			19			19	19					19	9,973	
	77	15	14	1		15			15	15					13	9,938	
	78	11	10	1		11			11	11	1		1		10	10,400	
	79	14	15	1		14			14	17			1		14	13,885	
	80	23	20	3	1	23			23	22	21		2		20	9,750	
	81	20	20			20			20	20	19				18	10,833	
	82	20	20			20			20	20	20				20	10,740	
	83	11	9	2	3	11			11	8	8				11	10,772	
	84	14	9	5		14	1		14	14	14		4		7	12,214	
	85	17	16	1		17			17	17	18		1		16	10,806	
	86	19	14	5	1	19			19	18	18		2		17	11,117	
	87	14	14			14			14	14	14	1			14	10,821	
	88	5	5			5			5	5	5				5	10,720	
	89	4	4			4			4	4	4				3	3,433	
	90	5	4	1		5			5	4	4				4	9,000	
	91	11	8	3	1	11			11	11	11		3		8	7,750	
	92	30	24	6		30			30	30	30		5		23	7,769	
	93																
	94	18	16	2		18			18	18	18		2		16	8,443	
	95	15	14	1		15			15	15	15	1			14	8,471	
	96	48	45	3		48	7	4	48	48	48	3			42	7,766	
	97	26	23	3		26			26	26	26		3		21	9,319	
	98	25	23	2		25			25	25	25		2		23	9,586	
	99	18	15	3	1	18			17	17	17		2		16	9,143	
	100	1	1			1			1	1	1						
	101	1	1			1			1	1	1						
	102	1	1			1			1	1	1						
	103	4	3	1		4			4	4	4		1		3	7,666	
	105	2	2			2			2	2	2				2	4,716	
	106	7	6	1		7	2	2	7	7	7		1		6	4,716	
	115-B	1	53	43	5	5	53			48	48	3		6	100.00	44	9,931
		2	31	22	9		31			31	31			9	99.44	21	11,090
		3	43	37	5	1	43			42	42			6	89.16	34	10,161
4		10	10			10			10	10					10	11,550	
5		27	24	3	1	27			26	26			2		25	10,176	
6		27	22	5		28			28	28	28	1		6	92.50	22	11,300
7		33	26	7	3	33			30	30	30		4		29	10,451	
8		22	18	4	1	22			21	21	21		3		19	9,710	
9		26	26			26			26	26	26		1		26	10,057	
10		32	31	1		32			32	32	32		1		31	10,080	
11		33	26	6	1	32			32	31	31		6		26	10,146	
12		33	31	2		32			33	33	33		2		31	9,890	
13		579	52	354	167	6	565			406	393	1	1	510	82.64	47	10,176
138-B	1	114	2	110		110			112	110			108	96.00	6	7,000	
	2	10	7	3		10		1	10	10			2		5	8,600	
	3	5	5			5			5	5							
	4	349	11	329		324			340	319			316	95.36			
	5	172	5	167		152			172	152			150	95.58			
	7	1															

¹For renter - occupied dwelling units and vacant nonseasonal not dilapidated units, for rent.
²For owner - occupied dwelling units and vacant nonseasonal not dilapidated units, for sale only.

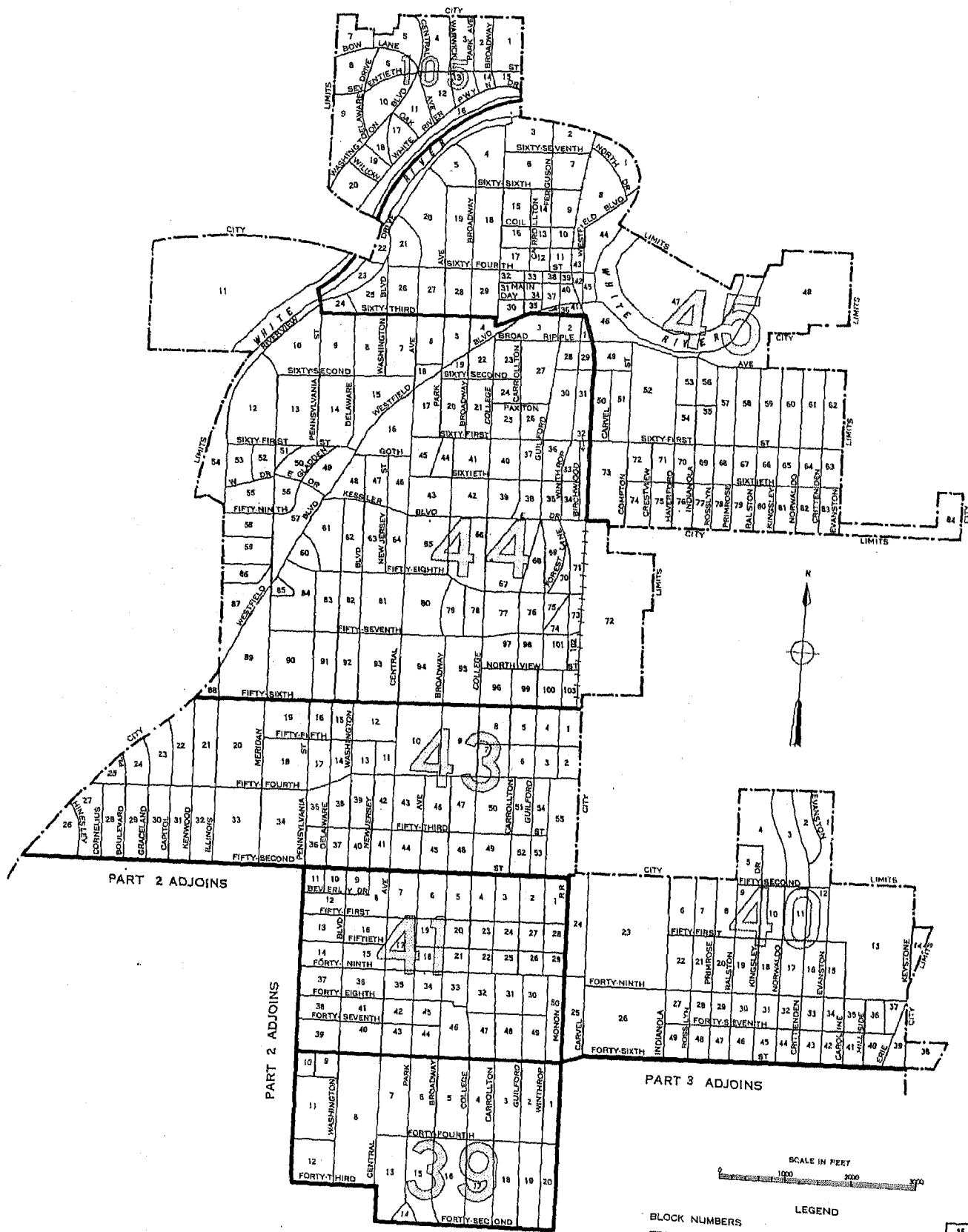
INDIANAPOLIS, INDIANA, BY CENSUS TRACTS : 1950

KEY MAP



LEGEND
TRACT NUMBER 9
PART NUMBER 1
OUTSIDE OF CITY [diagonal lines]

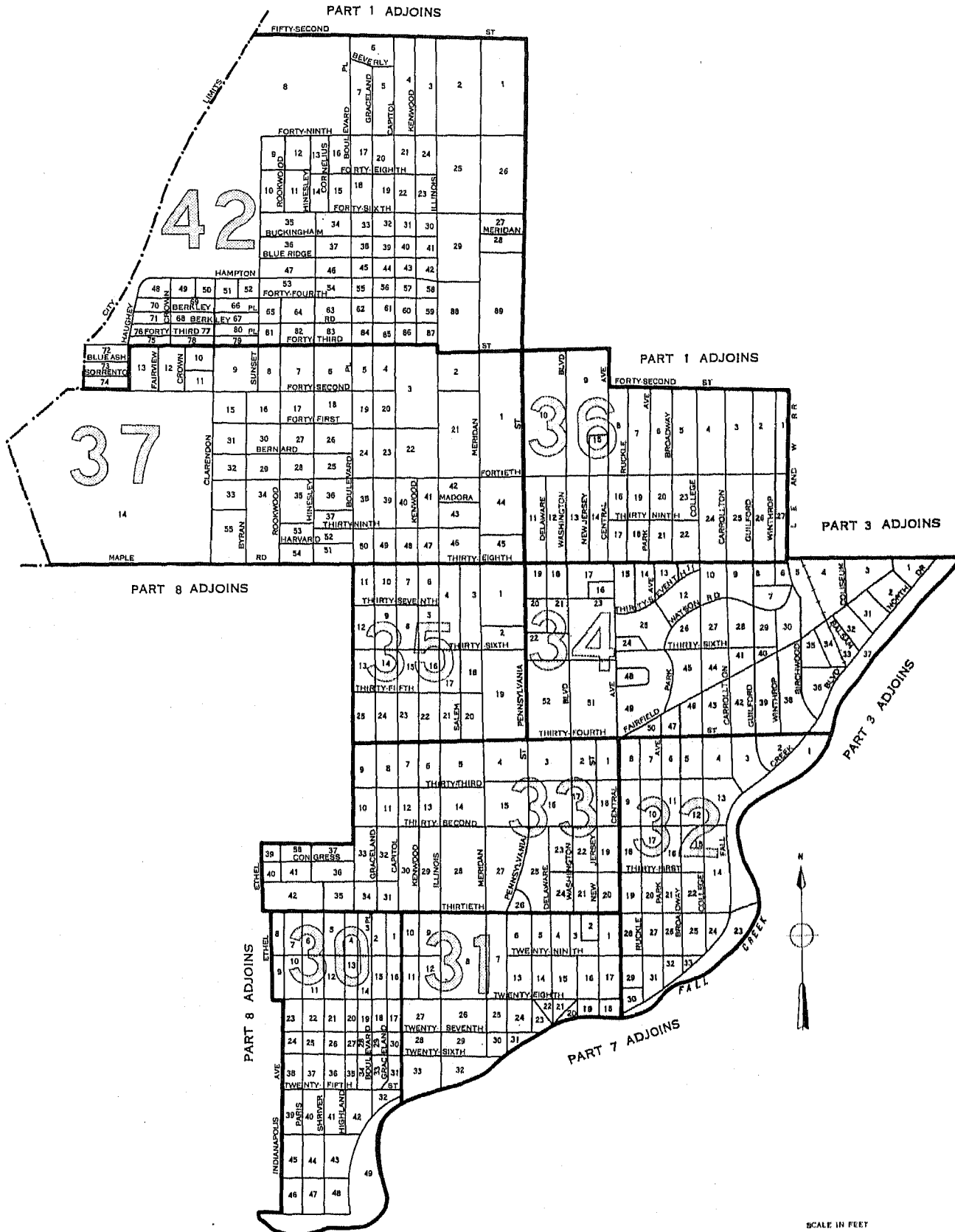
INDIANAPOLIS, INDIANA, BY CENSUS TRACTS AND BLOCKS: 1950
PART 1 OF 11 PARTS



SCALE IN FEET
0 1000 2000 3000

LEGEND
BLOCK NUMBERS
TRACT NUMBERS
TRACT BOUNDARIES
U.S. DEPARTMENT OF COMMERCE, BUREAU OF THE CENSUS

INDIANAPOLIS, INDIANA, BY CENSUS TRACTS AND BLOCKS: 1950
PART 2 OF 11 PARTS



SCALE IN FEET
0 100 200 300

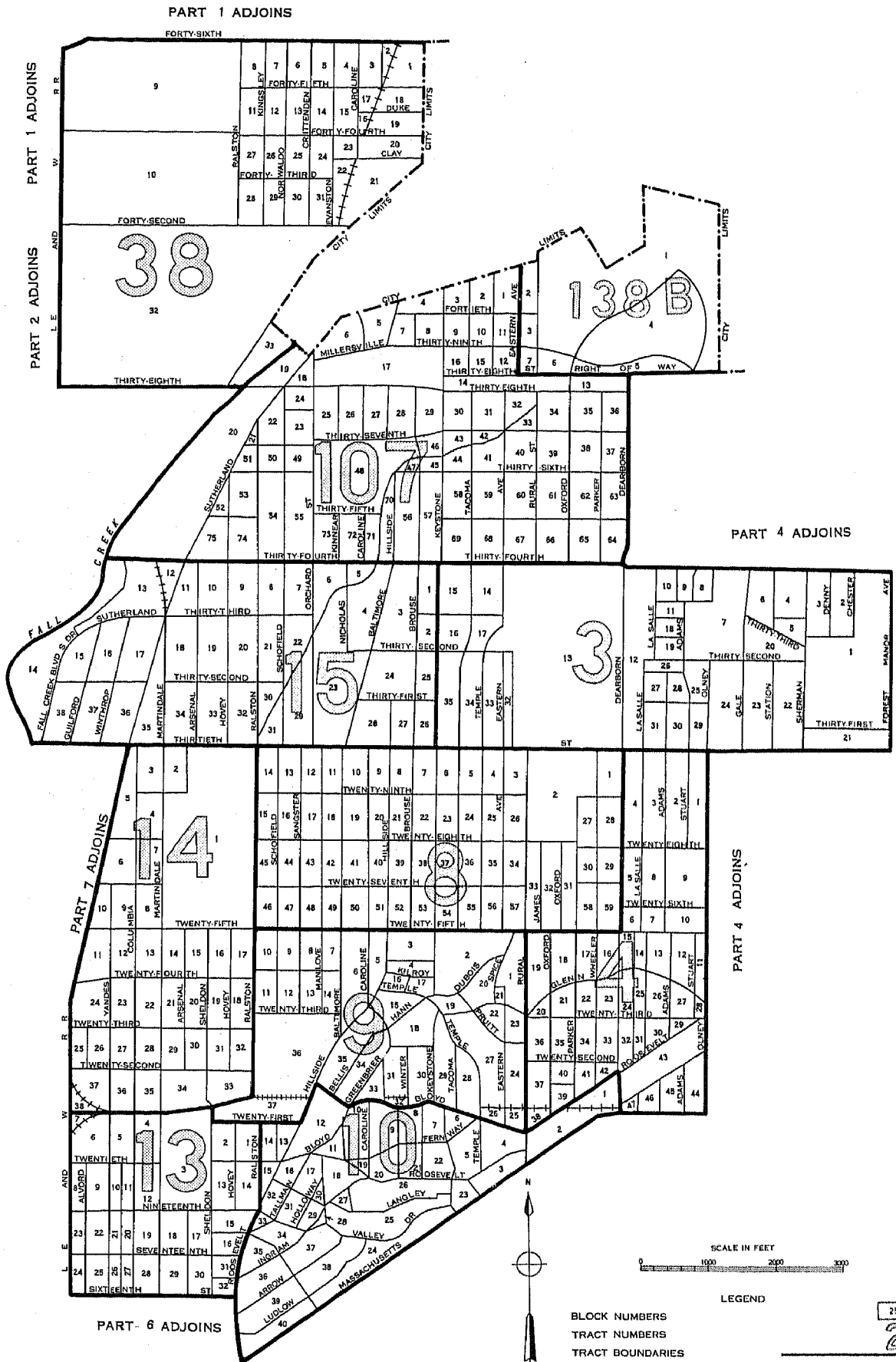
LEGEND

BLOCK NUMBERS
TRACT NUMBERS
TRACT BOUNDARIES
U.S. DEPARTMENT OF COMMERCE, BUREAU OF THE CENSUS

25
2

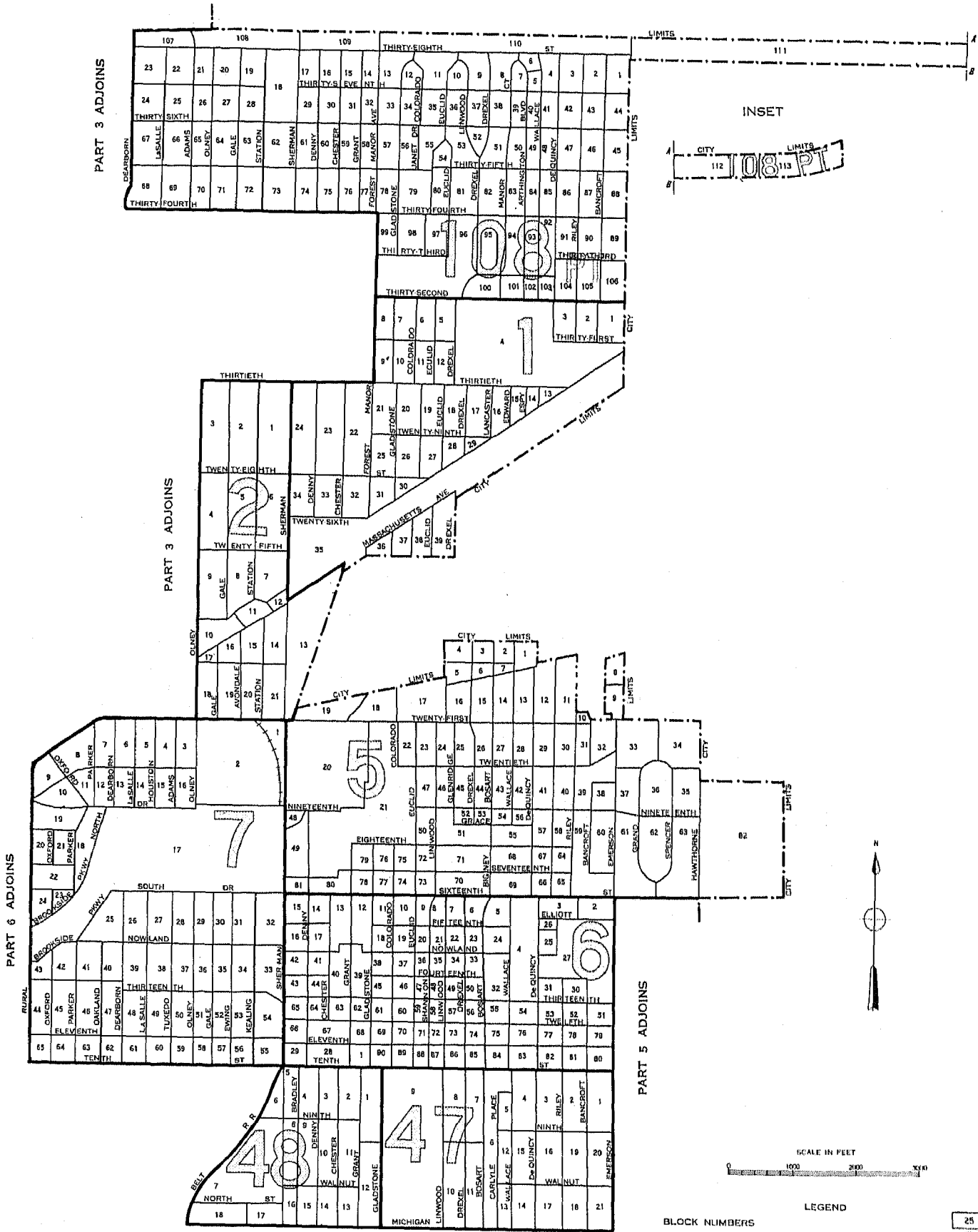
INDIANAPOLIS, INDIANA, BY CENSUS TRACTS AND BLOCKS: 1950

PART 3 OF 11 PARTS



INDIANAPOLIS, INDIANA, BY CENSUS TRACTS AND BLOCKS: 1950

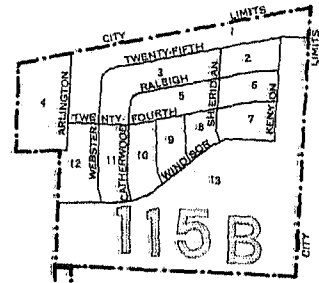
PART 4 OF 11 PARTS



LEGEND

BLOCK NUMBERS
 TRACT NUMBERS
 TRACT BOUNDARIES
 U.S. DEPARTMENT OF COMMERCE, BUREAU OF THE CENSUS

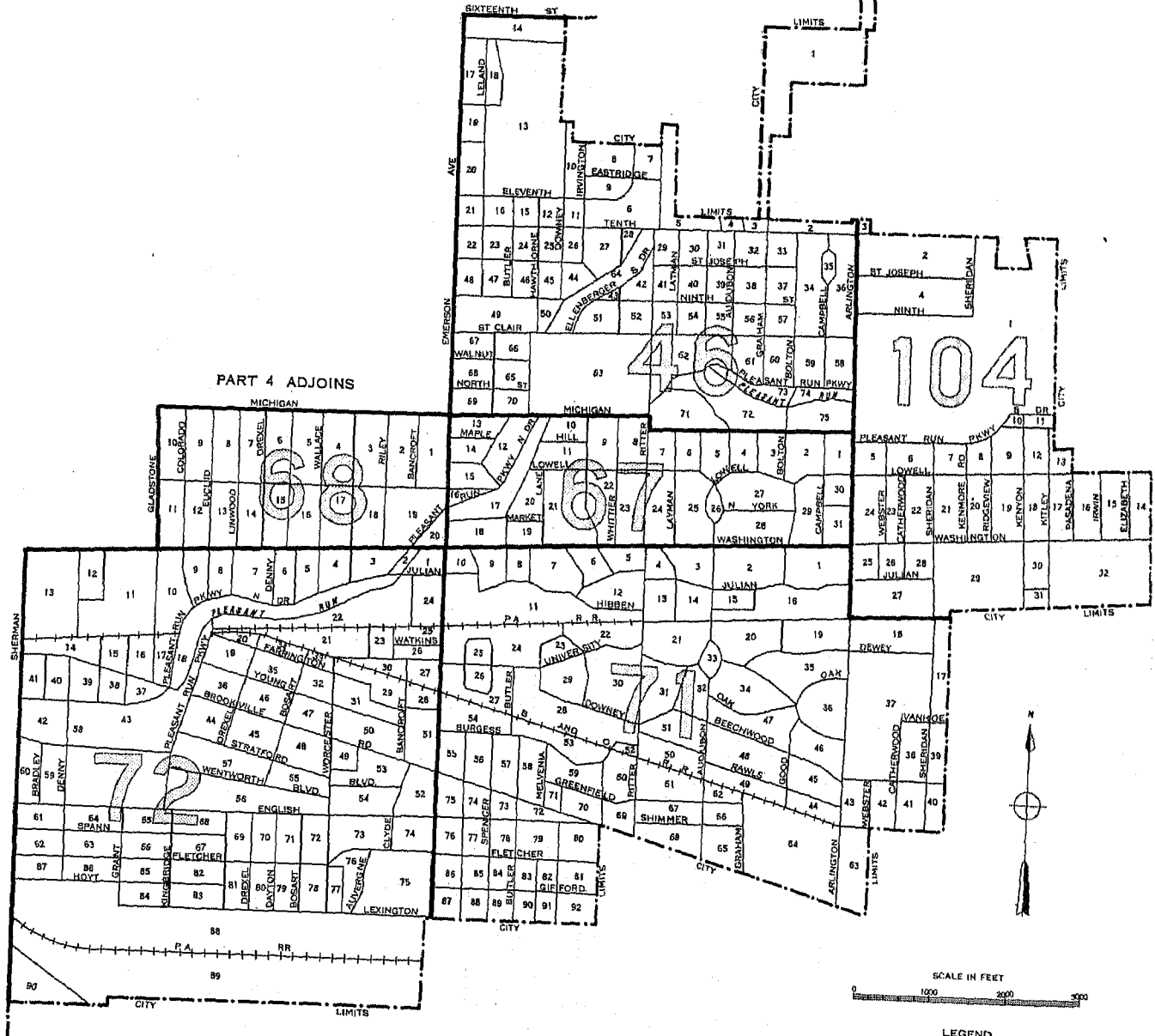
INDIANAPOLIS, INDIANA, BY CENSUS TRACTS AND BLOCKS: 1950
PART 5 OF 11 PARTS



PART 4 ADJOINS

PART 4 ADJOINS

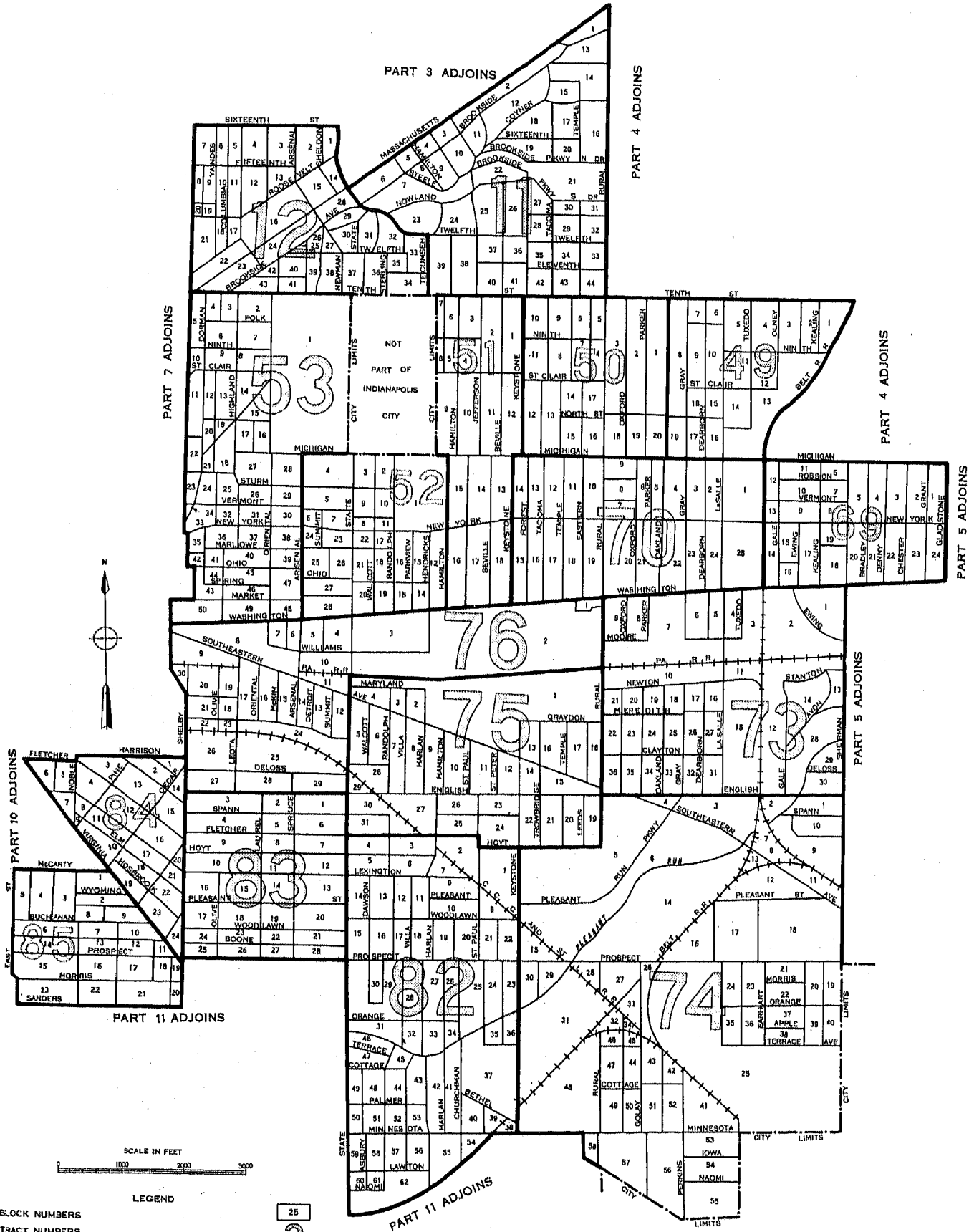
PART 6 ADJOINS



LEGEND
 BLOCK NUMBERS
 TRACT NUMBERS
 TRACT BOUNDARIES
 U.S. DEPARTMENT OF COMMERCE, BUREAU OF THE CENSUS

INDIANAPOLIS, INDIANA, BY CENSUS TRACTS AND BLOCKS: 1950

PART 6 OF 11 PARTS



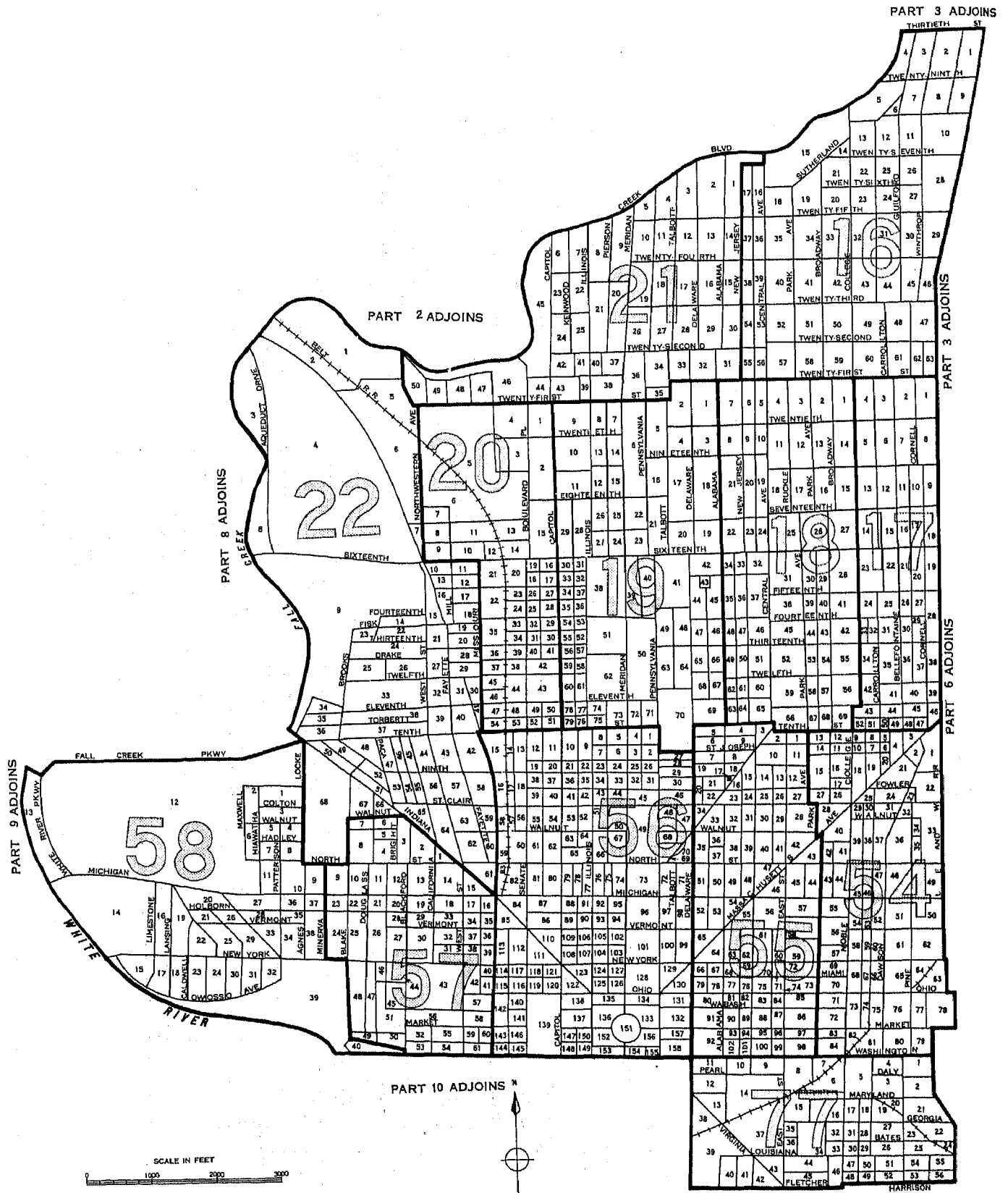
BLOCK NUMBERS
TRACT NUMBERS
TRACT BOUNDARIES
U.S. DEPARTMENT OF COMMERCE, BUREAU OF THE CENSUS

25

2

INDIANAPOLIS, INDIANA, BY CENSUS TRACTS AND BLOCKS: 1950

PART 7 OF 11 PARTS

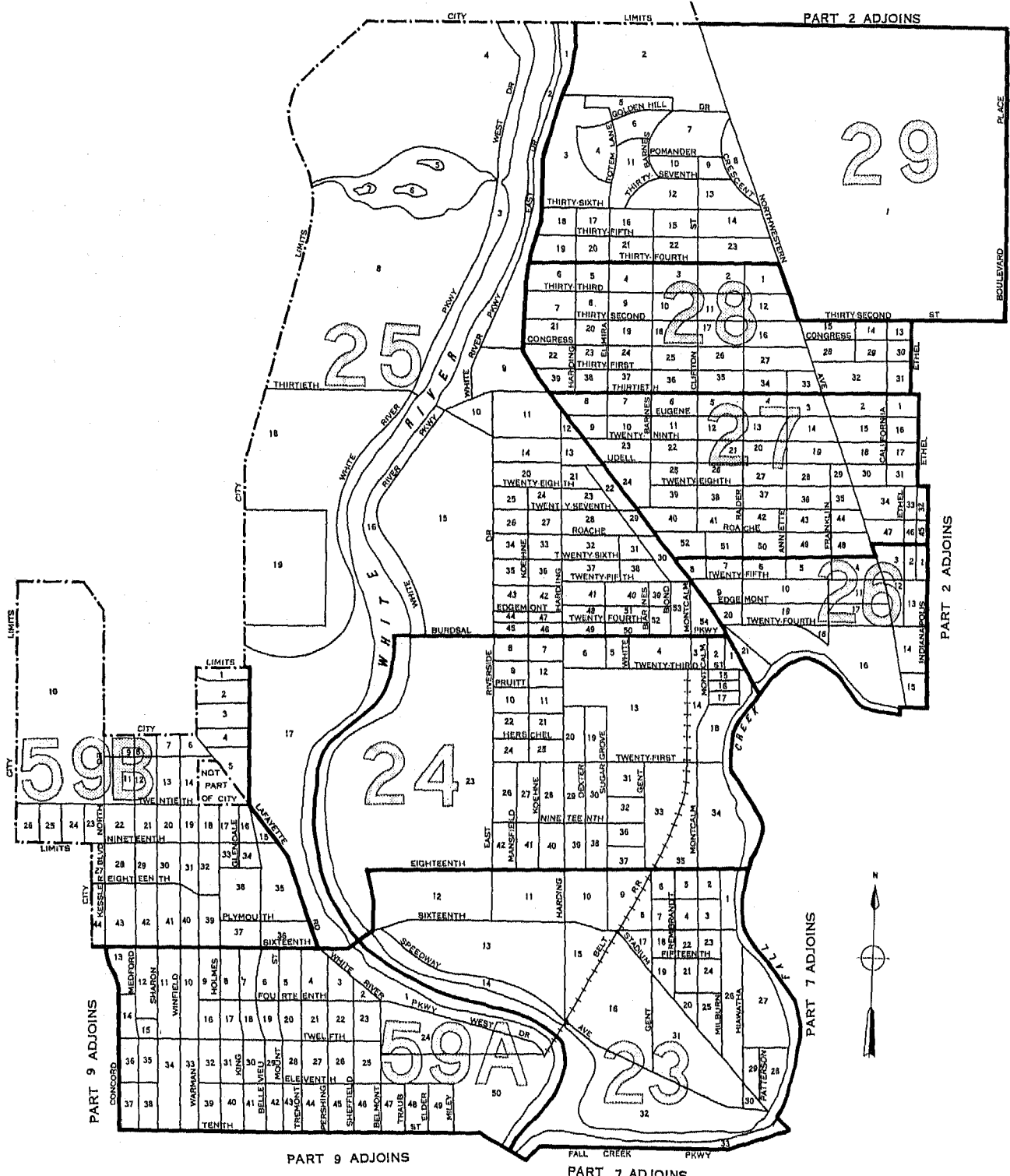


BLOCK NUMBERS
TRACT NUMBERS
TRACT BOUNDARIES
U.S. DEPARTMENT OF COMMERCE, BUREAU OF THE CENSUS

25
2

PART 6 ADJOINS

INDIANAPOLIS, INDIANA, BY CENSUS TRACTS AND BLOCKS: 1950
 PART 8 OF 11 PARTS

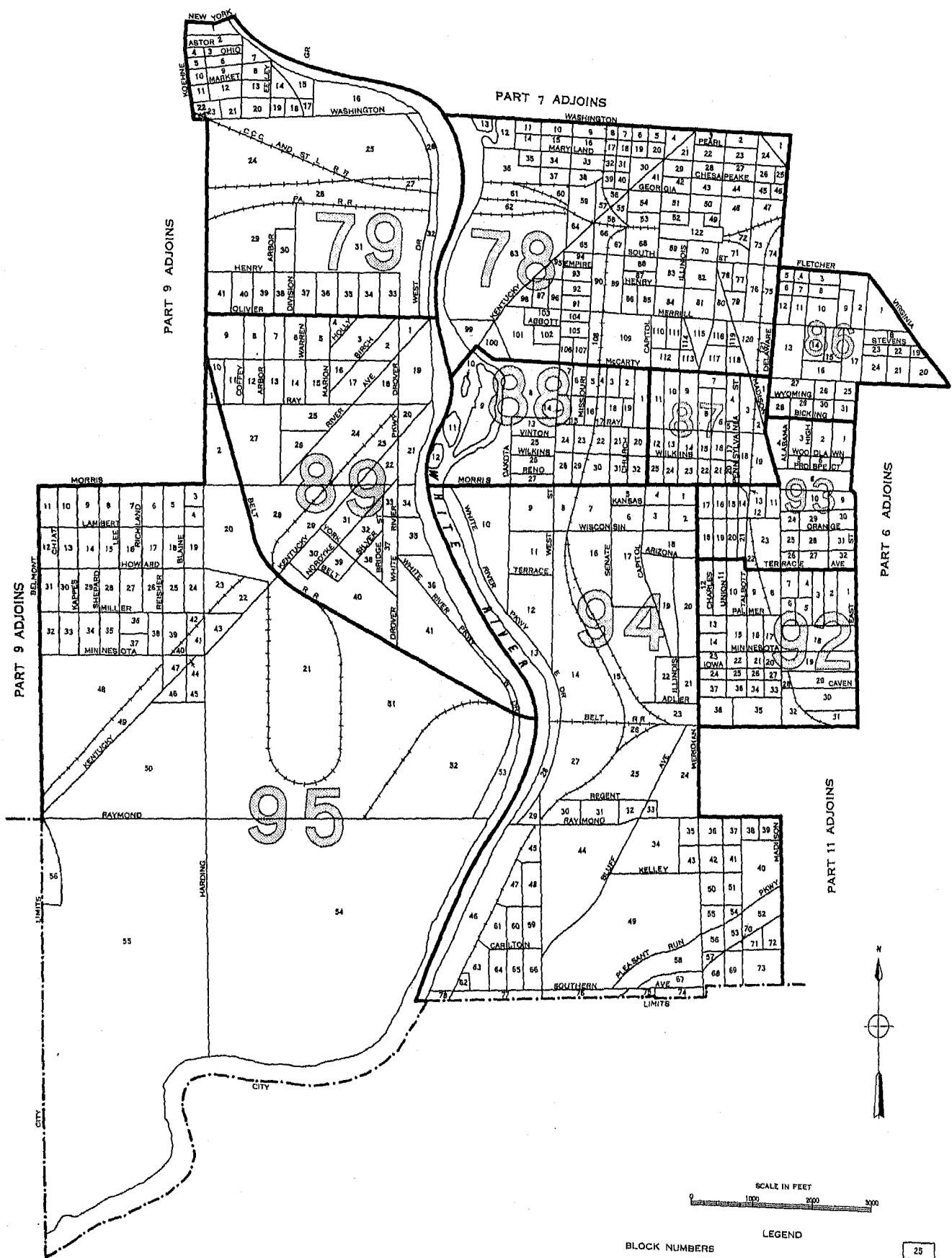


LEGEND

- BLOCK NUMBERS
- TRACT NUMBERS
- TRACT BOUNDARIES
- U.S. DEPARTMENT OF COMMERCE, BUREAU OF THE CENSUS

25
 2

INDIANAPOLIS, INDIANA, BY CENSUS TRACTS AND BLOCKS: 1950
PART 10 OF 11 PARTS

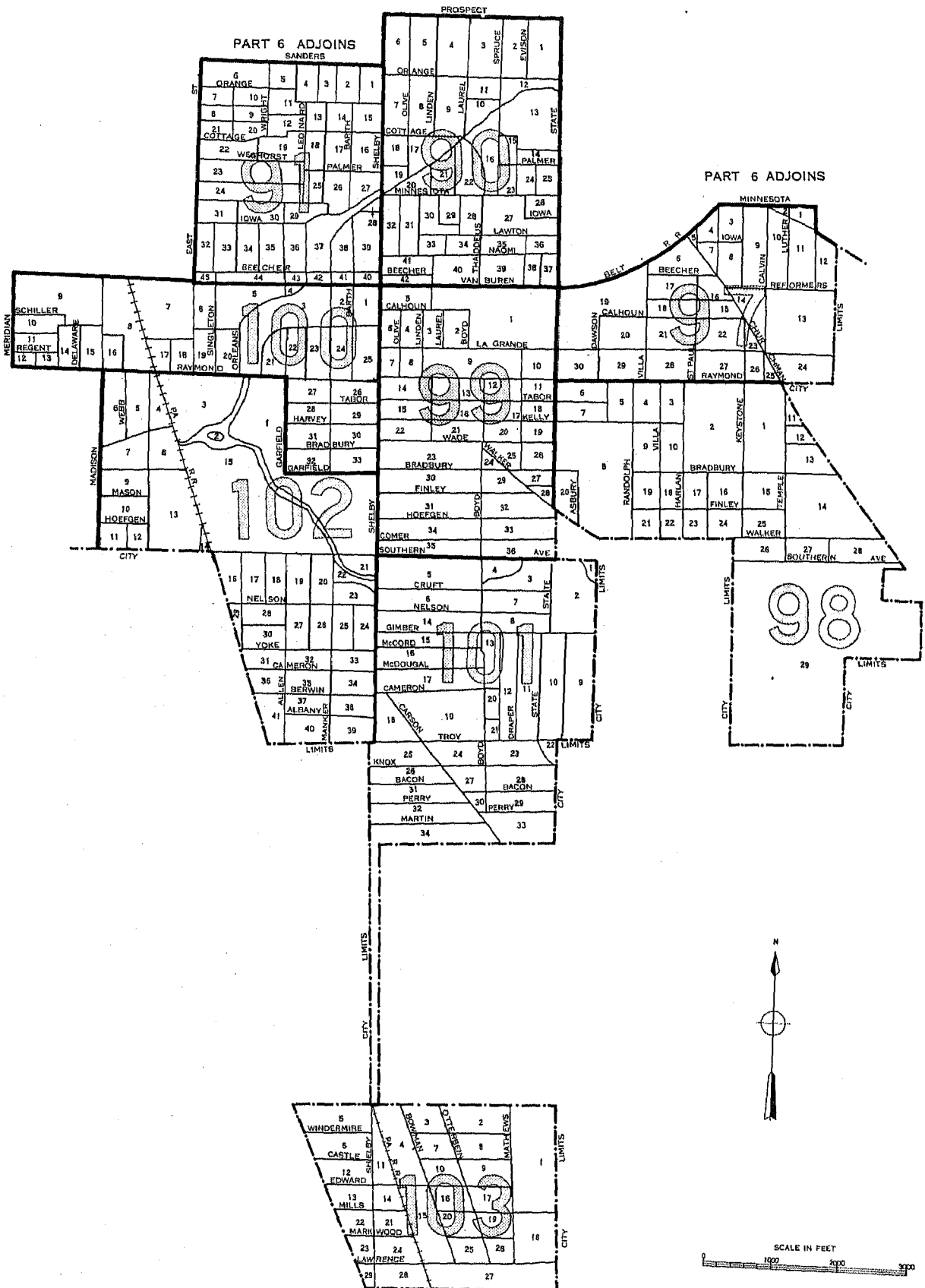


LEGEND

- BLOCK NUMBERS
- TRACT NUMBERS
- TRACT BOUNDARIES
- U.S. DEPARTMENT OF COMMERCE, BUREAU OF THE CENSUS

INDIANAPOLIS, INDIANA, BY CENSUS TRACTS AND BLOCKS: 1950
PART 11 OF 11 PARTS


PART 10 ADJOINS



LEGEND
BLOCK NUMBERS
TRACT NUMBERS
TRACT BOUNDARIES
U.S. DEPARTMENT OF COMMERCE, BUREAU OF THE CENSUS

1950 UNITED STATES CENSUS OF HOUSING

U. S. DEPARTMENT OF COMMERCE • BUREAU OF THE CENSUS



IRVINGTON, N. J.

**BLOCK
STATISTICS**

U. S. CENSUS OF HOUSING: 1950

Volume

- I General Characteristics
- II Nonfarm Housing Characteristics
- III Farm Housing Characteristics
- IV Residential Financing
- V Block Statistics

Housing statistics for census tracts are to be included in the Population reports on census tracts.

U. S. CENSUS OF POPULATION: 1950

Volume

- I Number of Inhabitants
- II Characteristics of the Population

Succeeding volumes will cover the following subjects:

Census Tracts, Nativity and Parentage, Nonwhite Population by Race, Persons of Spanish Surname, Institutional Population, Differential Fertility, Labor Force Characteristics, Occupation, Industry, Income, Internal Migration, Education, Characteristics of Families and Households.

UNITED STATES CENSUS of HOUSING : 1950
U. S. DEPARTMENT OF COMMERCE BUREAU OF THE CENSUS
CHARLES SAWYER, Secretary ROY V. PEEL, Director



BLOCK STATISTICS


IRVINGTON
NEW JERSEY

Prepared under the supervision of
Howard G. Brunzman, Chief
Population and Housing Division

1950 HOUSING CENSUS REPORT
VOLUME V, PART 84

UNITED STATES GOVERNMENT PRINTING OFFICE 1951

BLOCKS • WARDS





BUREAU OF THE CENSUS

ROY V. PEEL, *Director*

A. ROSS ECKLER, *Deputy Director*
HOWARD C. GRIEVES, *Assistant Director*
CONRAD TAEUBER, *Assistant Director*
MORRIS H. HANSEN, *Assistant Director for Statistical Standards*
ROBERT Y. PHILLIPS, *Assistant Director for Operations*
CALVERT L. DEDRICK, *Coordinator, International Statistics*
FRANK R. WILSON, *Information Assistant to the Director*

Population and Housing Division—

HOWARD G. BRUNSMAN, *Chief*
WAYNE F. DAUGHERTY, *Assistant Chief for Housing*
ROBERT B. VOIGHT, *Assistant Chief for Operations*
HENRY S. SHRYOCK, JR., *Assistant Chief for Population*
EDWIN D. GOLDFIELD, *Program Coordinator*

Quality and Equipment Statistics—ROBERT C. HAMER, *Chief*
Inventory Statistics—CARL A. S. COAN, *Chief*
Developmental Programs—J. HUGH ROSE, *Chief*
Residential Financing—JUNIA H. HONNOLD, *Chief*
Territories and Possessions—JOEL WILLIAMS, *Chief*
Statistical Sampling—JOSEPH STEINBERG, *Chief*
Statistical Procedure—MORTON A. MEYER, *Chief*
Processing Operations—MILTON D. LIEBERMAN, *Chief*

Administrative Service Division—WALTER L. KEHRER, *Chief*
Agriculture Division—RAY HURLEY, *Chief*
Budget Officer—CHARLES H. ALEXANDER
Business Division—HARVEY KAILIN, *Acting Chief*
Field Division—LOWELL T. GALT, *Chief*
Foreign Trade Division—J. EDWARD ELY, *Chief*
Geography Division—CLARENCE E. BATSCHLET, *Chief*
Governments Division—ALLEN D. MANVEL, *Chief*
Industry Division—MAXWELL R. CONKLIN, *Chief*
Machine Tabulation Division—C. F. VAN ARKEN, *Chief*
Personnel Division—HELEN D. ALMON, *Chief*

SUGGESTED IDENTIFICATION

U. S. Bureau of the Census. *U. S. Census of Housing: 1950. Vol. V, Block Statistics, Part 84.*
U. S. Government Printing Office, Washington, D. C., 1951.

For sale by the Superintendent of Documents, U. S. Government Printing Office, Washington 25, D. C.,
or any of the Field Offices of the Department of Commerce - Price 10 cents

PREFACE

This report presents statistics on characteristics of dwelling units by blocks for the city. The tabulations are based on data from the 1950 Census of Housing, taken as of April 1, 1950. Authorization for the 1950 Census of Housing as part of the Seventeenth Decennial Census was provided by the Housing Act of 1949, approved July 15, 1949.

The major portion of the information compiled from the 1950 Census of Housing appears in Volume I, *General Characteristics*; Volume II, *Nonfarm Housing Characteristics*; Volume III, *Farm Housing Characteristics*; Volume IV, *Residential Financing*; and Volume V, *Block Statistics*. Volume V consists of separate reports, issued as bulletins for each of the 209 cities which in 1940 or in a subsequent census had a population of 50,000 or more. These reports will not be bound into a single publication.

The subjects covered in both the 1950 and 1940 reports on characteristics of dwelling units by blocks are substantially similar.

This report was prepared under the direction of Howard G. Brunsman, Chief, Population and Housing Division, and Wayne F. Daugherty, Assistant Chief for Housing. Robert C. Hamer, Chief, Quality and Equipment Statistics Section, was in charge of coordinating the content and the format of the report with assistance from Carl A. S. Coan, Chief, Inventory Statistics Section; Floyd D. McNaughton, Chief, Equipment and Facilities Unit; Beulah Washabaugh, Chief, Tenure and Vacancy Unit; and Walter A. Hines. The compilation of the statistics was under the supervision of Robert B. Volght, Assistant Chief for Operations.

The collection of the information on which these statistics are based was under the supervision of Lowell T. Galt, Chief, Field Division. The geographic work, including the assignment of all block numbers and the preparation of maps, was under the supervision of Clarence E. Batschelet, Chief, Geography Division. The data were tabulated under the supervision of C. F. Van Aken, Chief, Machine Tabulation Division.

December 1951

IRVINGTON, N. J.

CONTENTS

INTRODUCTION

	Page		Page
General.....	1	Definitions and explanations—Continued	
Related reports.....	1	Persons per room.....	2
Use of data.....	1	Color of occupants.....	2
Comparability with 1940 Housing Census data.....	1	Contract monthly rent.....	2
Definitions and explanations.....	1	Value of one-dwelling-unit structures.....	2
Dwelling unit.....	1	Number reporting.....	2
Occupancy and tenure.....	2	Block identification.....	2
Condition and plumbing facilities.....	2		

TABLES

	Page
Table 1.—Characteristics of housing for the city: 1950.....	3
Table 2.—Characteristics of housing by wards: 1950.....	3
Table 3.—Characteristics of housing for wards, by blocks: 1950.....	4

Map of city, by blocks, appears following last page of tables.

BLOCK STATISTICS

INTRODUCTION

GENERAL

Volume V of the Reports on Housing consists of a separate report for each of the 209 cities which in 1940, or in a subsequent census prior to 1950, had a population of 50,000 or more. Each report presents for the city, by blocks, tabulations for a limited number of subjects obtained in the Census of Housing. The subjects in these reports are similar to those in the block statistics supplements to Volume I of the reports of the 1940 Census of Housing. The subjects in this report present the number of dwelling units classified by occupancy and tenure, condition and plumbing facilities, persons per room, color of occupants, average contract monthly rent of renter-occupied and selected vacant units, and the average value of one-dwelling-unit owner-occupied and selected vacant structures. In table 1, the statistics for these subjects are summarized for the city. Table 2 contains the statistics for wards; these are the only statistics for wards that will be published from the 1950 Census of Housing. In table 3, the data are presented by blocks within wards and block areas. Maps identifying the location of each block and the ward boundaries are a part of this report.

Related reports.—Related statistics for this city are contained in the Reports on Housing, Volume I, *General Characteristics*; and in the Reports on Population, Volume I, *Number of Inhabitants*, and Volume II, *Characteristics of the Population*.

The Reports on Housing for each State in Volume I present data on the characteristics of dwelling units for the State by residence (urban, rural nonfarm, and rural farm), for standard metropolitan areas, urbanized areas, counties, for urban places, places of 1,000 to 2,500 inhabitants, and rural-nonfarm and rural-farm dwelling units for each county. Each report includes the following subjects: occupancy, tenure, race of occupants, type of structure, year built, condition and plumbing facilities, water supply, toilet and bathing facilities, number of rooms, number of persons, persons per room, electric lighting, heating equipment, heating and cooking fuels, refrigeration equipment, kitchen sink, radio, television, and, for nonfarm units, the contract monthly rent, gross monthly rent, and value of one-dwelling-unit structures.

Volume I of the Reports on Population shows the 1950 population of each county and of each minor civil division within the county. It also contains figures for each incorporated place, for each unincorporated place with 1,000 or more inhabitants, and for incorporated places of 5,000 or more by wards. A special series of tables presents data for each urbanized area giving the incorporated places and portions of minor civil divisions within it.

Volume II of the 1950 Population Reports contains statistics on the general characteristics of the population. Chapter A of this volume repeats the figures on number of inhabitants as shown in Volume I; Chapter B presents demographic, economic, and social characteristics of the population; and Chapter C gives more detailed cross-classifications for States and large cities and standard metropolitan areas.

Use of data.—The tabulation of housing characteristics for areas as small as city blocks provides descriptive material of considerable value for technical studies of housing in the city. The statistics will be useful in compiling totals for special types of areas that may be defined to meet the requirements of individual investigators. Users of the data should bear in mind that in

practically all cases the data for a given block represent the work of only one enumerator. Consequently, housing characteristics for blocks are subject to a wider margin of error than is to be expected in the figures for tracts or wards which represent returns made by a number of enumerators. Misinterpretation of instructions by one enumerator may cause a significant bias in the statistics for a block even though it may have a negligible effect upon the figures for larger areas. For example, the enumeration of "condition" depended to a considerable extent upon the judgment of the individual enumerator. Also, failure to indicate the correct block number for a significant number of dwelling units may introduce errors into the block data.

Comparability with 1940 Housing Census data.—In the 1940 Census of Housing, reports entitled "Block Statistics" were issued as supplements to the first series of Housing bulletins. These supplements consisted of separate reports for each of the 191 cities which had 50,000 inhabitants or more in 1930.

In the 1950 reports, the block numbers used are different, in most cases, from those used in the 1940 reports. Therefore, to compare 1940 and 1950 data for a given block, it is necessary to locate the block on the maps to obtain the corresponding 1940 and 1950 block numbers.

The subjects in both the 1940 and 1950 reports are substantially similar. However, data on number of structures, year built, and mortgage status have been omitted from the 1950 report. Furthermore, in the 1940 reports average contract or estimated monthly rent was reported for all dwelling units while in 1950 average contract monthly rent is reported for some, and average value for other, dwelling units.

DEFINITIONS AND EXPLANATIONS

More detailed and complete definitions are presented in Volume I of the Housing Reports.

Dwelling unit.—In general, a dwelling unit is a group of rooms or a single room, occupied or intended for occupancy as separate living quarters, by a family or other group of persons living together or by a person living alone.

A group of rooms, occupied or intended for occupancy as separate living quarters, is a dwelling unit if it has separate cooking equipment or a separate entrance. A single room, occupied or intended for occupancy as separate living quarters, is a dwelling unit if it has separate cooking equipment or if it constitutes the only living quarters in the structure. Also, each apartment in a regular apartment house is a dwelling unit even though it may not have separate cooking equipment. Excluded from the dwelling unit count are large rooming houses, institutions, dormitories, and transient hotels and tourist courts.

In the 1940 Census, a dwelling unit was defined as the living quarters occupied or intended for occupancy by one household. A household consisted of a family or other group of persons living together with common housekeeping arrangements, or a person living entirely alone. However, the enumerator was not explicitly instructed to define rooms as dwelling units on the basis of cooking equipment or separate entrance.

The number of dwelling units in the 1950 Census may be regarded as comparable with the number of dwelling units in the 1940 Census. Some living quarters may have been classified as separate dwelling units in the one census and not in the other. Further, in the 1950 Census, living quarters with five or more

lodgers were not tabulated as dwelling units; generally, such quarters were included in the 1940 dwelling unit count. However, the net effect of these changes is probably small.

Occupancy and tenure.—Dwelling units are classified by occupancy and tenure into four groups: owner-occupied; renter-occupied; vacant nonseasonal not dilapidated, for rent or sale; and other vacant and nonresident. A dwelling unit is classified as owner-occupied if it was owned wholly or in part by the head of the household or by some related member of his family living in the dwelling unit. All other occupied units are classified as renter-occupied whether or not cash rent was actually paid for living quarters. Rent-free units and living accommodations received in payment for services performed are thus included with the renter-occupied units.

A dwelling unit is considered vacant if no persons are living in it at the time of enumeration. New units not yet occupied were enumerated as vacant dwelling units if construction had proceeded to the extent that all the exterior windows and doors were installed and final usable floors were in place. The classification "Vacant nonseasonal not dilapidated, for rent or sale" is descriptive of the vacant dwelling units reported in this classification. "Other vacant and nonresident" units include all dilapidated and seasonal vacant units as well as the not dilapidated units which were not for rent or sale.

Because of changes in enumeration procedures, the counts of total vacant units in 1940 and 1950 are not strictly comparable. In 1940, vacant units were enumerated if they were habitable; units uninhabitable and beyond repair were excluded from the enumeration. In 1950, units were included regardless of condition if they were intended for occupancy as living quarters. Therefore, no comparison should be made between the data on "vacant nonseasonal not dilapidated, for rent or sale" units from the 1950 Census and data in the 1940 Census reports.

In both censuses, dwelling units occupied entirely by non-residents were included with vacant units not for rent or sale. Trailers, tents, houseboats, and railroad cars which were vacant were excluded from the dwelling unit inventory in both 1950 and 1940.

Condition and plumbing facilities.—Data on condition of a dwelling unit are shown in combination with data for selected plumbing facilities and are, therefore, limited to units for which both condition and plumbing facilities are reported. Plumbing facilities include water supply, toilet facilities, and bathing facilities.

The category "with private bath" includes those dwelling units reported with both a flush toilet and a bathtub or shower inside the structure for the exclusive use of the occupants of the unit. The category "no private bath" includes those dwelling units not having private flush toilet or not having private bathing facilities. The "no running water" category includes units with only piped running water outside the structure or with only other sources such as a hand pump.

A dwelling unit is "dilapidated" when it is run-down or neglected, or is of inadequate original construction, so that it does not provide adequate shelter or protection against the elements or it endangers the safety of the occupants.

Persons per room.—The number of persons per room has been computed for each occupied dwelling unit by dividing the number of persons in the dwelling unit by the number of rooms in the dwelling unit. All persons enumerated in the Population Census as members of the household (including lodgers, servants, and other nonrelated persons) are counted in determining the number of persons that occupy the dwelling unit. The number of rooms in the dwelling unit includes all rooms available for living quarters throughout the year. Not counted as rooms are bathrooms, closets, pantries, halls, screened porches, and unfinished rooms in the basement and attic.

Color of occupants.—Occupied dwelling units are classified by color of head of household according to the definition used in the

1950 Census of Population. The group designated as "nonwhite" consists of Negroes, Indians, Japanese, Chinese, and other non-white races. Persons who are not definitely Indian or of other nonwhite race are classified as white.

Contract monthly rent.—Contract monthly rent is the rent, at the time of enumeration, contracted for by the renter regardless of whether it includes furniture, heating fuel, electricity, cooking fuel, water, or personal services.

Monthly rent for vacant dwelling units is the amount asked for the dwelling unit at the time of enumeration. The average monthly rent relates to renter-occupied dwelling units and vacant nonseasonal not dilapidated units for rent. Dwelling units which are occupied "rent-free" are not included with the units reporting rent.

Value of one-dwelling-unit structures.—Average value is shown for owner-occupied dwelling units and vacant nonseasonal not dilapidated units which are for sale only. Value is shown only if the unit is in a one-dwelling-unit structure without business and if it is the only dwelling unit included in the property. The value represents the amount for which the owner estimates that the property, including such land as belongs with it, would sell under ordinary conditions and not at a forced sale. For vacant units, value is the sale price asked by the owner.

Number reporting.—Occupancy and tenure are reported for all dwelling units, and color of occupants is reported for all occupied units. The corresponding distributions for these subjects in table 1 are based on all dwelling units and on occupied units, respectively. For all other subjects, the distributions are based on the units for which the specific characteristics are reported, that is, the "Number reporting."

The number of dwelling units for which the enumerator obtained no report on a particular item is shown for the city totals only; however, the number "not reported" can easily be derived for each area in tables 2 and 3 by subtracting the number reporting from the total number of dwelling units (or total occupied).

Block identification.—A map or series of maps is included in this report showing block numbers for each block, number and letter designations for wards and block areas, and the names of principal streets.

Blocks are identified by serial numbers, a separate series of numbers being used for each ward or for a group of wards. Thus, the location of each block for which data are presented in table 3 may be determined by referring to the ward and block number shown on the map. Similarly, data for a specific block may be located in the table by reference to the map for the identification numbers of the ward and block.

In some cities "block areas" have been established to facilitate the numbering of blocks in groups of less than 1,000. This may cause a break in the sequence of block numbers within a ward. Where this occurs each part of the ward that is in a separate block area is distinguished on the map, and in the table the data are shown for blocks in numerical order within each block area section of the ward. When a boundary of a ward cuts through a block separating the block into segments, the statistics for each segment are tabulated in the ward in which it is physically located on the map. In such cases, to obtain the statistics for the entire block it is necessary to add the statistics for all segments.

If no dwelling units are reported for a block, the block number is not listed in table 3, although it is shown on the map. Dwelling units for which the block number was not reported are indicated in the table by the symbol "NR." Detailed data are not shown for such dwelling units, nor for blocks containing fewer than three dwelling units. Average monthly rent is not shown when the monthly rent was reported for fewer than three dwelling units. Average value is not shown when the value of one-dwelling-unit properties was reported for fewer than three dwelling units. All dwelling units are included, however, in the statistics for the city and for each ward.

Table 1.—CHARACTERISTICS OF HOUSING FOR THE CITY: 1950

Subject	Number	Percent	Subject	Number	Percent
OCCUPANCY AND TENURE			PERSONS PER ROOM		
All dwelling units.....	18,552	100.0	Occupied dwelling units.....	18,385	...
Owner occupied.....	6,941	37.4	Number reporting.....	18,298	100.0
Renter occupied.....	11,444	61.7	1.50 or less.....	18,141	99.1
Vacant nonseasonal not dilapidated, for rent or sale.....	93	0.5	1.51 or more.....	157	0.9
Other vacant and nonresident.....	74	0.4	Not reported.....	87	...
CONDITION AND PLUMBING FACILITIES			CONTRACT MONTHLY RENT		
All dwelling units.....	18,552	...	Renter-occupied, and vacant nonseasonal not dilapidated units, for rent—Number reporting.....	11,192	...
Number reporting.....	18,341	100.0	Total contract monthly rent..... dollars..	529,943	...
With private bath, not dilapidated.....	18,012	98.2	Average monthly rent..... dollars..	47.35	...
No private bath, with running water, not dilapidated.....	211	1.2	VALUE OF ONE-DWELLING-UNIT STRUCTURES		
No running water or dilapidated.....	118	0.6	Owner-occupied, ¹ and vacant nonseasonal not dilapidated units, for sale only—Number reporting.....	3,288	...
Condition or plumbing facilities not reported.....	211	...	Total value or sale price..... dollars..	36,700,800	...
No private bath or dilapidated.....	329	1.8	Average value..... dollars..	11,162	...
COLOR OF OCCUPANTS					
Occupied dwelling units.....	18,385	100.0			
White.....	18,357	99.8			
Nonwhite.....	28	0.2			

¹Restricted to 1-dwelling-unit properties.

Table 2.—CHARACTERISTICS OF HOUSING BY WARDS: 1950

Ward	All dwelling units by occupancy and tenure					All dwelling units by condition and plumbing facilities			Occupied dwelling units			Contract monthly rent ¹		Value ² of one-dwelling-unit structures		
	Total	Owner occupied	Renter occupied	Vacant non-seasonal not dilap., for rent or sale	Other vacant and non-resident	Number reporting	No private bath or dilap.	No running water or dilap.	Total	Persons per room	Occupied by non-white	Number reporting	Average monthly rent (dollars)	Number reporting	Average value (dollars)	
TOTAL	18552	6941	11444	93	74	18341	329	118	18385	18298	157	28	11192	47.35	3288	11,162
1	6292	2372	3869	24	27	6204	85	39	6241	6214	55	7	3772	51.33	1236	11,640
2	5125	1993	3073	32	27	5068	108	43	5066	5035	41	9	2998	46.25	999	10,849
3	7135	2576	4502	37	20	7069	136	36	7078	7049	61	12	4422	44.69	1053	10,896

¹For renter-occupied dwelling units and vacant nonseasonal not dilapidated units, for rent.

²For owner-occupied dwelling units and vacant nonseasonal not dilapidated units, for sale only.

HOUSING—BLOCK STATISTICS

Table 3.—CHARACTERISTICS OF HOUSING FOR WARDS, BY BLOCKS: 1950

[Detailed statistics not shown for blocks containing fewer than 3 dwelling units, nor for dwelling units not allocated by blocks (designated by NR)]

Ward	Block	All dwelling units by occupancy and tenure					All dwelling units by condition and plumbing facilities			Occupied dwelling units			Contract monthly rent ¹		Value ² of one-dwelling-unit structures		
		Total	Owner occupied	Renter occupied	Vacant non-seasonal dilap., for rent or sale	Other vacant and non-resident	Number reporting	No private bath or dilap.	No running water or dilap.	Total	Persons per room		Occupied by non-white	Number reporting	Average monthly rent (dollars)	Number reporting	Average value (dollars)
											Number reporting	1.51 or more					
1	2	71	29	41		1	71		70	70			40	46.32	14	11,035	
	3	34	21	13			34		34	34			13	45.00	14	10,857	
	4	17	12	5			17		17	17			8	30.00	8	10,750	
	5	31	16	15			31		31	31			14	48.64	5	10,600	
	6	45	15	29			45		44	44			29	40.82	5	13,200	
	7	59	22	36		1	59		58	58			35	47.85	12	9,750	
	8	7	2	5		1	7		7	7			4	50.00	1		
	9	43	23	20			43		43	43			19	44.89	15	9,533	
	10	24	5	19			24		24	24			18	57.33	4	8,000	
	11	118	41	75	2		118		116	116			72	45.04	5	10,600	
	12	38	16	22			38		38	38		1	22	49.68	6	10,833	
	13	69	29	40			69	1	69	69			40	43.47	10	11,650	
	14	98	25	67		6	98		92	92	1		65	47.49	4	11,500	
	15	45	12	32			44		44	42			32	45.06	9	10,666	
	16	31	9	21		1	31		30	30	1		20	37.45	2		
	17	30		29		1	30		29	29			22	41.82			
	18	51	16	35			51	6	51	51	2		35	40.45	5	7,800	
	19	42	17	25			41		42	41	1		24	41.50	5	9,000	
	20	47	17	30			46		47	47	1		24	49.00	5	8,600	
	21	9	4	5			9		9	9			5	45.20			
	22	3	2	1			3		3	3			1		1		
	23	4	4	4			4		4	4			4	49.75			
	24	15	10	5			15		15	15			4	43.40	8	14,250	
	25	55	19	35	1		55		54	54	1		3	49.31	16	11,062	
	26	158	20	135	2	1	157	2	155	155	2		135	60.34	11	11,681	
	27	96	45	51			93		95	95			49	54.34	29	11,068	
	28	75	23	52			75		75	75			52	45.07	15	13,000	
	29	190	64	125	1	1	189	2	188	188	1		124	50.39	43	12,179	
	30	55	39	15			54	3	54	54	1		14	49.42	29	9,879	
	31	94	28	65		1	93		93	93			63	51.77	12	8,958	
	32	69	36	33			69	4	69	69	1		31	43.96	19	10,947	
	33	101	56	43	1	1	97		99	99			44	44.84	22	11,363	
	34	30	9	20			27		29	29	1		20	48.95	2		
	35	46	16	30			42		44	44			29	50.10			
	36	148	21	127			148	3	148	148	5		125	49.89	7	11,785	
	37	82	22	60			82		82	82	1	1	58	44.58	14	10,321	
	38	21	13	7			21		20	20			7	53.57	1	12,437	
	39	40	20	19		1	40		39	39			19	52.52	9	10,722	
	40	73	38	35			72		73	73			35	50.88	20	13,700	
	44	44	18	26			43		44	43	1		23	58.91	10	14,500	
	45	27	19	6	1	1	27		25	25			6	53.33	15	15,200	
	46	32	20	12			32		32	32			13	55.72	10	13,200	
	47	36	19	17			36		36	36			17	47.35	6	16,500	
	48	49	17	32			49	5	49	49			31	41.77	7	13,432	
	49	119	15	104			118		119	119			102	53.50	9	10,333	
	50	64	25	39			64		64	64			39	49.28	9	12,722	
	51	26	15	11			26		26	26			11	47.00	9	10,944	
	52	157	48	109			156		157	157	3		106	47.07	24	11,804	
	53	80	18	61	1	1	79		79	79	1	1	59	46.66	9	9,583	
	54	28	21	7			28	2	28	28			7	49.28	15	10,633	
	55	59	19	40			58		59	59			40	49.95	9	11,777	
	56	56	30	26			55		56	56			26	56.61	13	10,261	
	57	48	29	19			46		48	48			19	40.78	12	9,583	
	58	37	13	24			37		37	37			22	50.54	6	14,333	
	59	58	12	46			51	1	58	58			45	53.93	6	11,150	
	60	87	10	74		2	87	14	84	84	3		73	49.20	7	10,600	
	61	33	22	11		1	33		33	32			11	50.27	12	15,833	
	62	36	16	19		1	36		35	35			19	63.26	3	18,666	
	63	21	13	8			21		21	21			8	52.75	11	15,772	
	64	21	7	6			13		13	13			6	49.66	4	12,375	
	65	35	20	15			34		35	34			12	58.75	8	13,250	
	66	159	45	114			145	2	159	158			112	49.95	20	15,800	
	67	83	23	60			83	1	83	83			58	43.51	5	10,600	
	68	52	22	29		1	52		51	51	2		29	47.24	8	10,750	
	69	42	28	14			42		42	42			14	50.14	18	10,222	
	70	68	32	36			68		68	68			34	51.94	15	9,533	
	71	81	15	66			80	1	81	81			65	81.41	6	10,416	
	85	40	28	12			40	2	40	40	1	1	12	48.16	16	10,656	
	86	52	15	37			51		52	50			37	42.81	7	10,214	
	90	52	15	37			51		52	50	3	1	31	45.83	11	11,654	
	91	36	18	16		2	35		34	33			14	41.42	9	9,166	
	92	47	21	26			45		47	47			24	50.04	8	9,312	
	93	31	8	23			31	2	31	30			22	48.90	1		
	94	30	15	15			30	4	30	30	3		14	52.42	7	16,357	
	95	68	25	42		1	64	3	67	67	1		40	61.42	18	14,750	
	96	52	25	27			51	1	52	51		1	25	53.48	7	10,314	
	97	65	20	43		2	64		63	63			40	45.52	9	13,055	
	98	48	18	29		1	46		47	46			29	37.44	15	10,266	
	99	62	45	16		1	62		61	61			16	50.31	30	10,750	
	100	50	19	31			50	2	50	50	1	1	31	45.83	11	11,654	
	101	184	2	180		2	175	4	182	181			179	74.14			
	102	3	1	1		1	3		2	2			1				
	103	13	1	13			13		13	13			13	38.30			
	104	24	17	7			24		24	24			7	39.00	9	8,166	
	105	22	4	18			22		22	22			17	47.17			
	106	23	8	14		1	23		22	22			14	49.85	2		
	107	45	12	33			45		45	45			33	38.54	5	7,600	
	108	36	16	20			36		36	36			20	40.20	2		

¹For renter - occupied dwelling units and vacant nonseasonal not dilapidated units, for rent.
²For owner - occupied dwelling units and vacant nonseasonal not dilapidated units, for sale only.

Table 3.—CHARACTERISTICS OF HOUSING FOR WARDS, BY BLOCKS: 1950—Con.

Ward	Block	All dwelling units by occupancy and tenure					All dwelling units by condition and plumbing facilities			Occupied dwelling units			Contract monthly rent ¹		Value ² of one-dwelling-unit structures		
		Total	Owner occupied	Renter occupied	Vacant non-seasonal not dilap., for rent or sale	Other vacant and non-resident	Number reporting	No private bath or dilap.	No running water or dilap.	Total	Persons per room		Occupied by non-white	Number reporting	Average monthly rent (dollars)	Number reporting	Average value (dollars)
											Number reporting	1.51 or more					
1	109	27	10	17					27	27			17	411.11	4	9,250	
	110	51	30	20		1			50	50	1		18	468.3	22	9,727	
	111	40	30	10					40	40			10	610.0	24	11,312	
	112	17	15	2					17	17			2		13	13,692	
	113	43	39	4					43	43	1		4	580.0	12	12,491	
	114	61	29	32					61	34	1		32	47.56	18	12,133	
	117	34	18	16					34	34			16	50.91	31	12,903	
	118	96	47	49					96	95	1		49	50.91	16	13,125	
	119	50	29	20	1				49	49			21	71.47	16	12,892	
	120	55	30	25			1		55	55			22	60.31	14	12,892	
	121	62	42	20					62	62			20	55.70	26	13,865	
	122	46	19	27					46	46	1		26	47.46	16	9,562	
	123	17	6	11					17	17			9	62.88	10	12,680	
	124	21	13	8					21	21			7	49.57	12	11,625	
	125	17	15	2					17	17			2		3	10,666	
	126	54	15	39	1				53	53			38	46.23	15	10,666	
	127	50	33	17					50	50	1		45	60.20	15	10,666	
	128	31	19	12					31	31			12	51.41	15	10,833	
	130	67	40	27					67	67			27	51.96	14	13,535	
	131	1															
	132	42	23	19					42	42			18	48.94	15	11,020	
	133	116	21	95				4	115	116	2		94	69.75	16	11,437	
	134	110	22	88					10	10			8	55.00	1		
	135	63	29	34					63	33			42	59.11	19	12,605	
	136	29	19	10					29	29			9	50.44	16	11,843	
	137	45	19	26					45	45			25	44.32	9	13,888	
	138	54	29	25				1	54	54	2		44	48.22	9	12,800	
	139	61	26	35		2			59	51	1		32	43.87	14	9,892	
	140	28	10	18					28	28			15	44.00	5	8,800	
	141	2															
	142	38	10	28					38	38			36	41.00	7	10,500	
	143	26	10	16					26	26			16	40.68	6	7,500	
	144	37	17	20					37	37			19	41.73	6	7,500	
	145	76	25	50	1				76	75		1	49	43.71	6	8,583	
2	219	26	3	22					25	25			21	36.33	1		
	220	2				1			2	2			2		13	9,653	
	221	25	17	7				6	23	24			8	38.50	3	10,333	
	222	37	21	15	1			7	33	36	2		17	44.11	3	10,333	
	223	203	68	135	1			9	199	199	2		135	60.31	37	10,294	
	224	42	29	13				3	42	42			12	46.66	23	9,239	
	225	18	11	7					18	18			7	57.85	10	17,250	
	226	67	13	54					67	66	2		52	58.71	4	14,000	
	227	81	20	61					81	80			57	42.31	9	10,388	
	228	112	13	99					109	112	2		95	49.21	9	9,388	
	229	102	17	85				1	100	101		1	81	53.67	5	8,800	
	230	57	33	23		1			57	56			23	49.34	19	10,631	
	231	9	8	1					9	9			1		8	7,687	
	232	26	17	9					26	26			9	41.88	11	7,909	
	233	82	31	50		1			80	81		1	49	40.30	15	10,800	
	234	11	7	4					8	11			2		5	10,000	
	235	80	41	38		1			79	79			37	48.94	12	10,666	
	236	27	11	16					27	27			15	42.53	3	10,333	
	237	67	31	36					64	66			36	43.94	6		
	238	46	22	24					46	46			23	50.56	11	10,909	
	239	188	18	170					185	188	3		166	46.32	3	10,000	
	240	60	32	28		2			60	58			27	50.29	27	11,481	
	241	20	19	1					20	20			1		18	11,583	
	242	13	13						13	13			13		13	11,946	
	243	52	36	15		1			52	51			16	53.18	38	11,500	
	244	80	47	33		1			80	80			32	48.09	10	10,700	
	245	47	47						47	47		3	45	53.15			
	246	33	18	13		2			33	31			15	39.26	6	9,083	
	247	23	9	14					23	23			14	36.85	3	10,166	
	248	61	40	21					60	61			20	52.10	24	12,375	
	249	34	7	27					34	34			27	51.14			
	250	44	15	29					44	44			26	46.73			
	251	36	10	26					36	35			24	47.35			
	252	102	65	35		2			99	100			35	44.57	57	13,333	
	253	112	79	27		2			112	105			38	53.89	61	13,655	
	254	56	24	31	4			3	55	55		2	31	47.87	23	11,760	
	255	27	21	6	1				27	27			6	52.16	17	13,441	
	256	22	16	6					22	21			6	47.50	9	10,500	
	257	16	7	9					16	16			9	46.55			
	258	2															
	259	31	27	4					31	31			4	40.00	26	12,096	
	260	22	7	15					29	29			6	55.83	15	11,433	
	261	22	14	7		1			22	21			5	45.40	13	11,538	
	262	3	2						3	3			2		1		
	263	69	40	28					69	68		1	28	48.14	31	10,387	
	264	15	3	12		1			15	15			2		11	8,654	
	265	26	31	35					66	65			34	90.64	23	12,091	
	266	29	20	9					29	29			9	51.11	11	10,181	
	267	67	19	46		1		2	67	65		1	47	46.59	6	8,500	
	268	4	1	2		1			4	3			3	38.23			
	269	8	7	1					8	8			1		7	9,257	

¹For renter - occupied dwelling units and vacant nonseasonal not dilapidated units, for rent.
²For owner - occupied dwelling units and vacant nonseasonal not dilapidated units, for sale only.

HOUSING—BLOCK STATISTICS

Table 3.—CHARACTERISTICS OF HOUSING FOR WARDS, BY BLOCKS: 1950—Con.

Ward	Block	All dwelling units by occupancy and tenure					All dwelling units by condition and plumbing facilities			Occupied dwelling units			Contract monthly rent ¹		Value ² of one-dwelling-unit structures	
		Total	Owner occupied	Renter occupied	Vacant non-seasonal not dilap., for rent or sale	Other vacant and non-resident	Number reporting	No private bath or dilap.	No running water or dilap.	Total	Persons per room		Number reporting	Average monthly rent (dollars)	Number reporting	Average value (dollars)
											Number reporting	1.61 or more				
2	271	30	16	14		29			30	29		1	12	44.41	8	9,937
	272	30	15	17		30			30	30			17	42.44	3	8,666
	273	47	18	28	1	47	2		46	46			28	42.42	6	8,300
	274	32	14	18		32			32	32			18	35.33	8	7,125
	275	34	18	16		34		1	34	34			15	39.86	5	9,220
	276	30	13	17		30			30	30			17	40.00	9	9,000
	277	41	24	17		41	1	1	41	41		2	16	46.56	15	9,400
	278	83	21	59	1	83			80	80		2	58	41.72	10	9,880
	279	54	32	22		54	1	1	54	54		1	22	42.27	17	8,688
	280	66	27	38	1	66			65	65			39	41.69	16	6,231
	281	127	23	103	1	126	1		126	126	2		100	51.91	5	9,200
	283	75	47	27		74		1	74	74			26	46.26	26	9,769
	284	64	35	29		64			64	63			29	41.55	12	9,875
	285	109	37	72		109			109	107			72	38.34	15	8,353
	286	36	22	14		36			36	36			14	47.85	14	10,214
	287	27	15	12		27			27	27	1		10	39.40	6	10,500
	288	56	21	35		56			56	56			35	40.68	4	9,250
	289	73	28	45		70			73	71			42	47.92	14	11,500
	290	141	48	92		141	4		140	139	1		92	40.58	14	12,035
	291	119	41	77	1	115			118	115			76	46.09	14	10,142
	292	71	29	42		71	9	8	71	71	1		39	38.41	11	8,363
	293	94	38	56		93	4	3	94	93			56	42.14	5	7,800
	294	55	20	34		55	3	2	54	54			33	40.84	6	8,666
	295	53	21	31		53	1	1	52	52			31	46.16	12	11,250
	347	55	19	35		55	3	1	54	54	2		32	46.84	3	15,833
	348	94	15	79		94	3	2	94	93	2		77	52.62	5	14,000
	349	75	17	56	1	75	2	2	73	73			54	42.27	8	9,875
	350	104	42	58		104	3	3	100	100	1		54	43.62	6	15,833
	351	98	28	67		97	4		95	95			66	42.34	2	
	352	19	2	17		19	3	2	19	19		1	16	37.37	2	
	353	71	21	50		71	3		71	71		2	50	45.28	3	7,833
	354	19	14	5		19			19	19			5	55.60	11	9,618
	355	62	8	51	3	62	3		59	59			50	37.52	3	6,000
	356	97	26	70	1	97	1	1	96	96			69	34.55	4	11,250
	357	100	17	79	4	100	1		96	96	1		81	40.60		
	358	87	14	72		83	1		86	85	2		70	44.31	1	
	359	24	9	15		23			24	24			15	48.60	4	10,750
	360	9	5	4		9			9	9			4	49.50		
	361	1				1			1	1						
	362	4	1	3		4			4	4			3	36.66		
	363	5	1	4		5		2	5	5			4	41.50		
	364	1				1			1	1						
	366	7	1	6		7		2	7	7			6	39.33	1	
	367	32	2	30		32	12	3	32	31	1		30	32.40		
	368	59	36	21	2	59			57	57			23	46.73	24	10,083
	369	32	15	17		32			32	32	1		17	41.88	13	8,846
	370	32	11	21		32			32	31			21	42.14	4	8,125
3	41	24	19	5		24			24	24			5	54.00	16	12,781
	42	31	26	5		31			31	31			5	47.40	21	13,904
	43	52	32	20		52			52	52			20	53.70	14	15,142
	72	199	93	105		195	4	4	198	198	5		99	48.82	68	10,485
	73	17	12	5		17			17	17			5	39.20	12	11,458
	74	85	76	9		85			85	84			7	58.14	64	13,679
	75	45	35	10		45			45	44			10	64.80	27	15,018
	76	6	6			6			6	6					5	14,400
	77	2				2			2	2						
	78	38	10	26	2	38	1	1	36	36			27	61.96	10	13,650
	79	20	4	16		20			20	20			16	87.87	4	15,250
	80	21	5	16		21			21	21			16	53.12	1	
	81	120	6	113		120	2		119	119	1		109	61.14	3	14,833
	82	40	21	19		39			40	40			19	46.84	10	9,050
	83	45	26	19		44			45	44			20	48.30	11	9,863
	84	124	59	64		122	4	3	123	123	1	1	64	49.39	39	10,474
	146	37	24	12		37	5		36	36			12	49.50	15	10,166
	147	81	51	30		81			81	81			29	42.20	36	10,666
	148	46	31	15		46			46	46			14	49.07	27	10,888
	149	56	27	29		56	1		56	56	2		28	43.10	17	9,564
	150	36	11	24		32			35	32			21	46.42	5	9,500
	151	72	42	28	1	72			70	70			29	41.55	25	11,840
	152	17	12	5	2	17			17	17			5	51.60	7	12,857
	153	33	26	7		33			33	33			6	47.00	12	11,250
	154	25	10	15		24			25	24			15	50.80	3	14,500
	155	8	8			7			8	8	2		7	46.42		
	156	33	12	21		33			33	33			20	44.15	1	
	157	9	1	8		9			9	9			8	40.12		
	158	15	13	2		15			15	15			2		12	10,333
	159	55	14	37	4	54			51	50			37	49.48		
	160	37	15	22		37			37	37			22	40.86	1	
	161	19	13	5	1	19			18	18			6	61.16	11	10,727
	162	77	22	55		77			77	77	7		53	49.16	15	13,800
	163	91	32	59		90			91	90			59	48.71	8	11,062
	164	80	39	41		80			80	80			40	47.45	12	10,916
	165	64	25	39		64			64	64			38	45.28	5	10,600
	166	53	25	28		53			53	53			27	45.59	6	12,000
	167	45	19	26		42			45	44			24	50.62	16	10,425

¹For renter - occupied dwelling units and vacant nonseasonal not dilapidated units, for rent.

²For owner - occupied dwelling units and vacant nonseasonal not dilapidated units, for sale only.

Table 3.—CHARACTERISTICS OF HOUSING FOR WARDS, BY BLOCKS: 1950—Con.

Ward	Block	All dwelling units by occupancy and tenure					All dwelling units by condition and plumbing facilities			Occupied dwelling units			Contract monthly rent ¹		Value ² of one-dwelling-unit structures		
		Total	Owner occupied	Renter occupied	Vacant non-seasonal not dilap., for rent or sale	Other vacant and non-resident	Number reporting	No private bath or dilap.	No running water or dilap.	Total	Persons per room		Occupied by non-white	Number reporting	Average monthly rent (dollars)	Number reporting	Average value (dollars)
											Number reporting	1.51 or more					
3	168	82	25	57		82			82	82	1		54	52.27	17	11,358	
	169	28	11	17		28	2		28	28		1	16	42.16			
	170	41	22	19		41			41	41	1	1	19	50.00	1		
	171	36	14	22		36			36	36	1		22	45.68	8	11,340	
	172	42	21	21		42	1		42	42			20	47.89	10	11,250	
	173	48	38	9		47	1	1	47	47			9	46.80	31	12,100	
	174	120	72	47		119	2		119	119	2		45	55.00	43	10,532	
	175	76	32	44		76			76	76	1		43	51.33	29	12,313	
	176	112	64	46	1	112	5		110	110	1		46	60.00	29	13,155	
	177													45.02	40	10,150	
	178	173	98	75		173	7		173	173	2		70	43.64	55	8,787	
	179	101	45	54	2	100	3		99	99	3	5	54	44.14	22	10,750	
	180	7	3	4		7	2		7	7			4	30.25	3	8,000	
	181	35	21	14		33	1		35	34			13	40.46	14	10,392	
	182	39	11	28		39			39	39			28	39.03	3	10,333	
	183	50	8	42		50			50	50			41	44.04	1		
	184	23	13	10		23			23	23			10	45.00	5	9,200	
	185	25	16	9		25			25	25			9	42.55	4	12,250	
	186	27	15	12		25			27	27			12	39.66	9	10,555	
	188	64	13	50	1	63			63	63			50	45.88			
	189	84	6	78		84			84	84			77	46.32			
	190	101	24	76	1	101			100	100			76	46.65	9	10,555	
	191	8	4	4		8			8	8			4	39.50			
	192	104	29	74	1	104	1		103	103	1	1	72	46.26			
	193	60	14	46		60			60	60	1		46	43.71	4	9,750	
	194	20	10	10		20			20	20			10	52.20	4	19,500	
	195	60	11	48	1	60			59	59			48	47.18			
	199	52	17	34	1	52	2		51	51			32	41.59	4	11,000	
	201	16	6	9	1	16			15	15			9	50.88			
	202	115	34	79	2	114	1	1	113	113	1		78	48.05	2		
	205	45	13	32		45			45	44			31	46.35	2		
	206	65	6	59		65			65	65	1		58	51.29	5	5,260	
	208	25	4	20		25	1		24	24			20	72.30	1		
	209	80	16	64		79			80	80			64	47.81	1		
	211	51	28	23		51			51	51			22	44.95	11	8,681	
	212	39	17	22		39	1	1	39	39			21	43.76	7	8,285	
	213	45	21	24		45	5		45	45	2	1	23	37.17	9	9,111	
	214	92	34	57	1	91	12		91	91	2		52	45.63	13	10,461	
	215	24	16	7		23			23	23			7	56.48	15	8,866	
	216	25	20	5		25			25	25			5	45.00	17	8,764	
	296	1															
	297	50		50		50			50	50			50	40.56			
	298	13	4	9		13			13	13			9	44.00	2		
	299	5	1	4		5			5	5			4	30.00	1		
	300	29	2	27		29			29	29			26	38.53	2		
	301	44	15	28	1	44	3	3	43	43			28	34.10	1		
	302	105	39	66		105	2		105	105	2	2	64	34.53	8	6,687	
	303	49	16	33		49			49	49			33	39.96			
	304	50	13	37		50	2		50	50			37	40.27	1		
	305	92	37	55		91	1	1	92	92	1		53	37.75	10	5,750	
	306	66	36	30		66			66	66	2		30	40.43	5	6,400	
	307	91	31	57	2	90	13	7	88	87	1		58	35.62	12	6,833	
	308	79	27	51	1	78	6	4	78	78	3		52	33.36	10	6,420	
	309	62	18	43	1	62			61	61	2		44	42.36	3	6,666	
	310	62	17	43		61	3		60	60			41	44.41	1		
	311	38	16	22		38			38	38	1		22	43.22	1		
	312	2															
	313	19	7	12		19			19	19			11	35.09	2		
	314	3		3		3			3	3			3	26.66			
	315	28	11	17		28	6		28	27			17	29.29	6	8,500	
	316	30	14	16		30	2		30	30			15	39.06	2		
	317	28	8	20		28			28	28			20	41.50	1		
	318	71	11	60		71			71	71			60	34.53	2		
	319	52	13	38		51	2	2	51	50	2		37	39.21			
	320	46	17	28		46	2		45	45			28	37.89	4	7,500	
	321	25	13	12	1	25	3		25	25			12	40.00	4	5,250	
	322	7	3	3		7			6	6			3	35.00	1		
	323	26	7	17		26	6	2	24	23			15	32.40			
	325	59	19	39	1	59			58	58			39	39.56	3	8,333	
	326	89	29	60		89	1	1	89	89	1		60	37.28	3	12,666	
	327	69	13	55		69	1		68	68			53	38.00	2		
	328	89	25	64		89			89	89			64	40.14			
	329	62	10	52		60	2	1	62	61	1		49	41.93			
	330	90	19	70		89	1		89	89	1		70	40.04			
	331	125	24	99	1	123			123	122			98	39.92			
	332	107	26	81	2	107			107	107	1		81	37.41	1		
	333	62	14	48		60			62	62	1		47	39.31			
	334	44	12	32		44	6		44	43	1		32	29.90	2		
	335	63	23	38		63	3		61	61			38	46.71	3	8,833	
	336	59	18	41		59			59	59			40	41.17	1		
	337	61	13	48		61			61	60			48	41.79	1		
	338	103	27	76		97			103	102			75	40.09			
	339	96	29	66		93	2	2	95	89			64	40.76	1		
	340	110	36	74		110	4	1	110	110	1		73	42.50	1		
	341	28	8	20		28			28	28			20	39.15			
	342	36	10	25	1	36			35	35			26	32.76			
	343	71	13	55	3	70			68	68	1	1	55	42.30	2		

¹For renter - occupied dwelling units and vacant nonseasonal not dilapidated units, for rent.

²For owner - occupied dwelling units and vacant nonseasonal not dilapidated units, for sale only.

HOUSING—BLOCK STATISTICS

Table 3.—CHARACTERISTICS OF HOUSING FOR WARDS, BY BLOCKS: 1950—Con.

Ward	Block	All dwelling units by occupancy and tenure					All dwelling units by condition and plumbing facilities			Occupied dwelling units			Contract monthly rent ¹		Value ² of one-dwelling-unit structures	
		Total	Owner occupied	Renter occupied	Vacant non-seasonal not dilap., for rent or sale	Other vacant and non-resident	Number reporting	No private bath or dilap.	No running water or dilap.	Total	Persons per room		Number reporting	Average monthly rent (dollars)	Number reporting	Average value (dollars)
											Number reporting	1.51 or more				
3	344	104	17	87		103			104	104			84	38.77	3	8,666
	345	139	26	113		137	1	1	139	138	1		112	47.12	2	
	346	192	18	173	1	185			191	190	1		172	51.35	1	

¹For renter - occupied dwelling units and vacant nonseasonal not dilapidated units, for rent.²For owner - occupied dwelling units and vacant nonseasonal not dilapidated units, for sale only.

IRVINGTON, NEW JERSEY. BY WARDS AND BLOCKS: 1950



LEGEND

BLOCK NUMBERS 25

WARD NUMBERS 2

WARD BOUNDARIES

U.S. DEPARTMENT OF COMMERCE, BUREAU OF THE CENSUS

