


# 1950 UNITED STATES CENSUS OF HOUSING

U. S. DEPARTMENT OF COMMERCE • BUREAU OF THE CENSUS



**JACKSON, MISS.**

**BLOCK  
STATISTICS**

## U. S. CENSUS OF HOUSING: 1950

### Volume

- I General Characteristics
- II Nonfarm Housing Characteristics
- III Farm Housing Characteristics
- IV Residential Financing
- V Block Statistics

Housing statistics for census tracts are to be included in the Population reports on census tracts.

## U. S. CENSUS OF POPULATION: 1950

### Volume

- I Number of Inhabitants
- II Characteristics of the Population

Succeeding volumes will cover the following subjects:

Census Tracts, Nativity and Parentage, Nonwhite Population by Race, Persons of Spanish Surname, Institutional Population, Differential Fertility, Labor Force Characteristics, Occupation, Industry, Income, Internal Migration, Education, Characteristics of Families and Households.

**UNITED STATES CENSUS of HOUSING : 1950**  
U. S. DEPARTMENT OF COMMERCE      BUREAU OF THE CENSUS  
CHARLES SAWYER, Secretary      ROY V. PEEL, Director



**BLOCK STATISTICS**


**JACKSON**  
**MISSISSIPPI**

*Prepared under the supervision of*  
Howard G. Brunzman, Chief  
*Population and Housing Division*

1950 HOUSING CENSUS REPORT  
VOLUME V, PART 85

UNITED STATES GOVERNMENT PRINTING OFFICE 1951

**BLOCKS • WARDS**





## BUREAU OF THE CENSUS

ROY V. PEEL, *Director*

A. ROSS ECKLER, *Deputy Director*  
HOWARD C. GRIEVES, *Assistant Director*  
CONRAD TAEUBER, *Assistant Director*  
MORRIS H. HANSEN, *Assistant Director for Statistical Standards*  
ROBERT Y. PHILLIPS, *Assistant Director for Operations*  
CALVERT L. DEDRICK, *Coordinator, International Statistics*  
FRANK R. WILSON, *Information Assistant to the Director*

### Population and Housing Division—

HOWARD G. BRUNSMAN, *Chief*  
WAYNE F. DAUGHERTY, *Assistant Chief for Housing*  
ROBERT B. VOIGHT, *Assistant Chief for Operations*  
HENRY S. SHRYOCK, Jr., *Assistant Chief for Population*  
EDWIN D. GOLDFIELD, *Program Coordinator*

Quality and Equipment Statistics—Robert C. Hamer, *Chief*  
Inventory Statistics—Carl A. S. Coan, *Chief*  
Developmental Programs—J. Hugh Rose, *Chief*  
Residential Financing—Junia H. Honnold, *Chief*  
Territories and Possessions—Joel Williams, *Chief*  
Statistical Sampling—Joseph Steinberg, *Chief*  
Statistical Procedure—Morton A. Meyer, *Chief*  
Processing Operations—Milton D. Lieberman, *Chief*

Administrative Service Division—WALTER L. KEHRRES, *Chief*  
Agriculture Division—RAY HURLEY, *Chief*  
Budget Officer—CHARLES H. ALEXANDER  
Business Division—HARVEY KAILIN, *Acting Chief*  
Field Division—LOWELL T. GALT, *Chief*  
Foreign Trade Division—J. EDWARD ELY, *Chief*  
Geography Division—CLARENCE E. BATSCHLET, *Chief*  
Governments Division—ALLEN D. MANVEL, *Chief*  
Industry Division—MAXWELL R. CONKLIN, *Chief*  
Machine Tabulation Division—C. F. VAN AKEN, *Chief*  
Personnel Division—HELEN D. ALMON, *Chief*

### SUGGESTED IDENTIFICATION

U. S. Bureau of the Census. *U. S. Census of Housing: 1950. Vol. V, Block Statistics, Part 85.*  
U. S. Government Printing Office, Washington, D. C., 1952

For sale by the Superintendent of Documents, U. S. Government Printing Office, Washington 25, D. C.,  
or any of the Field Offices of the Department of Commerce - Price 15 cents



## PREFACE

This report presents statistics on characteristics of dwelling units by blocks for the city. The tabulations are based on data from the 1950 Census of Housing, taken as of April 1, 1950. Authorization for the 1950 Census of Housing as part of the Seventeenth Decennial Census was provided by the Housing Act of 1949, approved July 15, 1949.

The major portion of the information compiled from the 1950 Census of Housing appears in Volume I, *General Characteristics*; Volume II, *Nonfarm Housing Characteristics*; Volume III, *Farm Housing Characteristics*; Volume IV, *Residential Financing*; and Volume V, *Block Statistics*. Volume V consists of separate reports, issued as bulletins for each of the 209 cities which in 1940 or in a subsequent census had a population of 50,000 or more. These reports will not be bound into a single publication.

The subjects covered in both the 1950 and 1940 reports on characteristics of dwelling units by blocks are substantially similar.

This report was prepared under the direction of Howard G. Brunsman, Chief, Population and Housing Division, and Wayne F. Daugherty, Assistant Chief for Housing. Robert C. Hamer, Chief, Quality and Equipment Statistics Section, was in charge of coordinating the content and the format of the report with assistance from Carl A. S. Coan, Chief, Inventory Statistics Section; Floyd D. McNaughton, Chief, Equipment and Facilities Unit; Beulah Washabaugh, Chief, Tenure and Vacancy Unit; and Walter A. Hines. The compilation of the statistics was under the supervision of Robert B. Voight, Assistant Chief for Operations.

The collection of the information on which these statistics are based was under the supervision of Lowell T. Galt, Chief, Field Division. The geographic work, including the assignment of all block numbers and the preparation of maps, was under the supervision of Clarence E. Batschelet, Chief, Geography Division. The data were tabulated under the supervision of C. F. Van Aken, Chief, Machine Tabulation Division.

February 1952.

# JACKSON, MISS.

## CONTENTS

### INTRODUCTION

	Page		Page
General.....	1	Definitions and explanations--Continued	
Related reports.....	1	Persons per room.....	2
Use of data.....	1	Color of occupants.....	2
Comparability with 1940 Housing Census data.....	1	Contract monthly rent.....	2
Definitions and explanations.....	1	Value of one-dwelling-unit structures.....	2
Dwelling unit.....	1	Number reporting.....	2
Occupancy and tenure.....	2	Block identification.....	2
Condition and plumbing facilities.....	2		

### TABLES

	Page
Table 1.—Characteristics of housing for the city: 1950.....	3
Table 2.—Characteristics of housing by wards: 1950.....	3
Table 3.—Characteristics of housing for wards, by blocks: 1950.....	4

Map of city, by blocks, appears following last page of tables.

# BLOCK STATISTICS

## INTRODUCTION

### GENERAL

Volume V of the Reports on Housing consists of a separate report for each of the 209 cities which in 1940, or in a subsequent census prior to 1950, had a population of 50,000 or more. Each report presents for the city, by blocks, tabulations for a limited number of subjects obtained in the Census of Housing. The subjects in these reports are similar to those in the block statistics supplements to Volume I of the reports of the 1940 Census of Housing. The subjects in this report present the number of dwelling units classified by occupancy and tenure, condition and plumbing facilities, persons per room, color of occupants, average contract monthly rent of renter-occupied and selected vacant units, and the average value of one-dwelling-unit owner-occupied and selected vacant structures. In table 1, the statistics for these subjects are summarized for the city. Table 2 contains the statistics for wards; these are the only statistics for wards that will be published from the 1950 Census of Housing. In table 3, the data are presented by blocks within wards and block areas. Maps identifying the location of each block and the ward boundaries are a part of this report.

**Related reports.**—Related statistics for this city are contained in the Reports on Housing, Volume I, *General Characteristics*; and in the Reports on Population, Volume I, *Number of Inhabitants*, and Volume II, *Characteristics of the Population*.

The Reports on Housing for each State in Volume I present data on the characteristics of dwelling units for the State by residence (urban, rural nonfarm, and rural farm), for standard metropolitan areas, urbanized areas, counties, for urban places, places of 1,000 to 2,500 inhabitants, and rural-nonfarm and rural-farm dwelling units for each county. Each report includes the following subjects: occupancy, tenure, race of occupants, type of structure, year built, condition and plumbing facilities, water supply, toilet and bathing facilities, number of rooms, number of persons, persons per room, electric lighting, heating equipment, heating and cooking fuels, refrigeration equipment, kitchen sink, radio, television, and, for nonfarm units, the contract monthly rent, gross monthly rent, and value of one-dwelling-unit structures.

Volume I of the Reports on Population shows the 1950 population of each county and of each minor civil division within the county. It also contains figures for each incorporated place, for each unincorporated place with 1,000 or more inhabitants, and for incorporated places of 5,000 or more by wards. A special series of tables presents data for each urbanized area giving the incorporated places and portions of minor civil divisions within it.

Volume II of the 1950 Population Reports contains statistics on the general characteristics of the population. Chapter A of this volume repeats the figures on number of inhabitants as shown in Volume I; Chapter B presents demographic, economic, and social characteristics of the population; and Chapter C gives more detailed cross-classifications for States and large cities and standard metropolitan areas.

**Use of data.**—The tabulation of housing characteristics for areas as small as city blocks provides descriptive material of considerable value for technical studies of housing in the city. The statistics will be useful in compiling totals for special types of areas that may be defined to meet the requirements of individual investigators. Users of the data should bear in mind that in

practically all cases the data for a given block represent the work of only one enumerator. Consequently, housing characteristics for blocks are subject to a wider margin of error than is to be expected in the figures for tracts or wards which represent returns made by a number of enumerators. Misinterpretation of instructions by one enumerator may cause a significant bias in the statistics for a block even though it may have a negligible effect upon the figures for larger areas. In particular, the enumeration of "condition" depended to a considerable extent upon the judgment of the individual enumerator. Also, failure to indicate the correct block number for a significant number of dwelling units may introduce errors into the block data.

**Comparability with 1940 Housing Census data.**—In the 1940 Census of Housing, reports entitled "Block Statistics" were issued as supplements to the first series of Housing bulletins. These supplements consisted of separate reports for each of the 191 cities which had 50,000 inhabitants or more in 1930.

In the 1950 reports, the block numbers used are different, in most cases, from those used in the 1940 reports. Therefore, to compare 1940 and 1950 data for a given block, it is necessary to locate the block on the maps to obtain the corresponding 1940 and 1950 block numbers.

The subjects in both the 1940 and 1950 reports are substantially similar. However, data on number of structures, year built, and mortgage status have been omitted from the 1950 report. Furthermore, in the 1940 reports average contract or estimated monthly rent was reported for all dwelling units while in 1950 average contract monthly rent is reported for some, and average value for other, dwelling units.

### DEFINITIONS AND EXPLANATIONS

More detailed and complete definitions are presented in Volume I of the Housing Reports.

**Dwelling unit.**—In general, a dwelling unit is a group of rooms or a single room, occupied or intended for occupancy as separate living quarters, by a family or other group of persons living together or by a person living alone.

A group of rooms, occupied or intended for occupancy as separate living quarters, is a dwelling unit if it has separate cooking equipment or a separate entrance. A single room, occupied or intended for occupancy as separate living quarters, is a dwelling unit if it has separate cooking equipment or if it constitutes the only living quarters in the structure. Also, each apartment in a regular apartment house is a dwelling unit even though it may not have separate cooking equipment. Excluded from the dwelling unit count are large rooming houses, institutions, dormitories, and transient hotels and tourist courts.

In the 1940 Census, a dwelling unit was defined as the living quarters occupied or intended for occupancy by one household. A household consisted of a family or other group of persons living together with common housekeeping arrangements, or a person living entirely alone. However, the enumerator was not explicitly instructed to define rooms as dwelling units on the basis of cooking equipment or separate entrance.

The number of dwelling units in the 1950 Census may be regarded as comparable with the number of dwelling units in the 1940 Census. Some living quarters may have been classified as separate dwelling units in the one census and not in the other. Further, in the 1950 Census, living quarters with five or more

lodgers were not tabulated as dwelling units; generally, such quarters were included in the 1940 dwelling unit count. However, the net effect of these changes is probably small.

**Occupancy and tenure.**—Dwelling units are classified by occupancy and tenure into four groups: owner-occupied; renter-occupied; vacant nonseasonal not dilapidated, for rent or sale; and other vacant and nonresident. A dwelling unit is classified as owner-occupied if it was owned wholly or in part by the head of the household or by some related member of his family living in the dwelling unit. All other occupied units are classified as renter-occupied whether or not cash rent was actually paid for living quarters. Rent-free units and living accommodations received in payment for services performed are thus included with the renter-occupied units.

A dwelling unit is considered vacant if no persons are living in it at the time of enumeration. New units not yet occupied were enumerated as vacant dwelling units if construction had proceeded to the extent that all the exterior windows and doors were installed and final usable floors were in place. The classification "Vacant nonseasonal not dilapidated, for rent or sale" is descriptive of the vacant dwelling units reported in this classification. "Other vacant and nonresident" units include all dilapidated and seasonal vacant units as well as the not dilapidated units which were not for rent or sale.

Because of changes in enumeration procedures, the counts of total vacant units in 1940 and 1950 are not strictly comparable. In 1940, vacant units were enumerated if they were habitable; units uninhabitable and beyond repair were excluded from the enumeration. In 1950, units were included regardless of condition if they were intended for occupancy as living quarters. Therefore, no comparison should be made between the data on "vacant nonseasonal not dilapidated, for rent or sale" units from the 1950 Census and data in the 1940 Census reports.

In both censuses, dwelling units occupied entirely by non-residents were included with vacant units not for rent or sale. Trailers, tents, houseboats, and railroad cars which were vacant were excluded from the dwelling unit inventory in both 1950 and 1940.

**Condition and plumbing facilities.**—Data on condition of a dwelling unit are shown in combination with data for selected plumbing facilities and are, therefore, limited to units for which both condition and plumbing facilities are reported. Plumbing facilities include water supply, toilet facilities, and bathing facilities.

The category "with private bath" includes those dwelling units reported with both a flush toilet and a bathtub or shower inside the structure for the exclusive use of the occupants of the unit. The category "no private bath" includes those dwelling units not having private flush toilet or not having private bathing facilities. The "no running water" category includes units with only piped running water outside the structure or with only other sources such as a hand pump.

A dwelling unit is "dilapidated" when it is run-down or neglected, or is of inadequate original construction, so that it does not provide adequate shelter or protection against the elements or it endangers the safety of the occupants.

**Persons per room.**—The number of persons per room has been computed for each occupied dwelling unit by dividing the number of persons in the dwelling unit by the number of rooms in the dwelling unit. All persons enumerated in the Population Census as members of the household (including lodgers, servants, and other nonrelated persons) are counted in determining the number of persons that occupy the dwelling unit. The number of rooms in the dwelling unit includes all rooms available for living quarters throughout the year. Not counted as rooms are bathrooms, closets, pantries, halls, screened porches, and unfinished rooms in the basement and attic.

**Color of occupants.**—Occupied dwelling units are classified by color of head of household according to the definition used in the

1950 Census of Population. The group designated as "nonwhite" consists of Negroes, Indians, Japanese, Chinese, and other non-white races. Persons who are not definitely Indian or of other nonwhite race are classified as white.

**Contract monthly rent.**—Contract monthly rent is the rent, at the time of enumeration, contracted for by the renter regardless of whether it includes furniture, heating fuel, electricity, cooking fuel, water, or personal services.

Monthly rent for vacant dwelling units is the amount asked for the dwelling unit at the time of enumeration. The average monthly rent relates to renter-occupied dwelling units and vacant nonseasonal not dilapidated units for rent. Dwelling units which are occupied "rent-free" are not included with the units reporting rent.

**Value of one-dwelling-unit structures.**—Average value is shown for owner-occupied dwelling units and vacant nonseasonal not dilapidated units which are for sale only. Value is shown only if the unit is in a one-dwelling-unit structure without business and if it is the only dwelling unit included in the property. The value represents the amount for which the owner estimates that the property, including such land as belongs with it, would sell under ordinary conditions and not at a forced sale. For vacant units, value is the sale price asked by the owner.

**Number reporting.**—Occupancy and tenure are reported for all dwelling units, and color of occupants is reported for all occupied units. The corresponding distributions for these subjects in table 1 are based on all dwelling units and on occupied units, respectively. For all other subjects, the distributions are based on the units for which the specific characteristics are reported, that is, the "Number reporting."

The number of dwelling units for which the enumerator obtained no report on a particular item is shown for the city total only; however, the number "not reported" can easily be derived for each area in tables 2 and 3 by subtracting the number reporting from the total number of dwelling units (or total occupied).

**Block identification.**—A map or series of maps is included in this report showing block numbers for each block, number and letter designations for wards and block areas, and the names of principal streets.

Blocks are identified by serial numbers, a separate series of numbers being used for each ward or for a group of wards. Thus, the location of each block for which data are presented in table 3 may be determined by referring to the ward and block number shown on the map. Similarly, data for a specific block may be located in the table by reference to the map for the identification numbers of the ward and block.

In some cities "block areas" have been established to facilitate the numbering of blocks in groups of less than 1,000. This may cause a break in the sequence of block numbers within a ward. Where this occurs each part of the ward that is in a separate block area is distinguished on the map, and in the table the data are shown for blocks in numerical order within each block area section of the ward. When a boundary of a ward cuts through a block separating the block into segments, the statistics for each segment are tabulated in the ward in which it is physically located on the map. In such cases, to obtain the statistics for the entire block it is necessary to add the statistics for all segments.

If no dwelling units are reported for a block, the block number is not listed in table 3, although it is shown on the map. Dwelling units for which the block number was not reported are indicated in the table by the symbol "NR." Detailed data are not shown for such dwelling units, nor for blocks containing fewer than three dwelling units. Average monthly rent is not shown when the monthly rent was reported for fewer than three dwelling units. Average value is not shown when the value of one-dwelling-unit properties was reported for fewer than three dwelling units. All dwelling units are included, however, in the statistics for the city and for each ward.

Table 1.—CHARACTERISTICS OF HOUSING FOR THE CITY: 1950

Subject	Number	Percent	Subject	Number	Percent
<b>OCCUPANCY AND TENURE</b>			<b>PERSONS PER ROOM</b>		
All dwelling units.....	28,388	100.0	Occupied dwelling units.....	26,978	...
Owner occupied.....	12,452	43.9	Number reporting.....	26,433	100.0
Renter occupied.....	14,526	51.2	1.50 or less.....	23,776	89.9
Vacant nonseasonal not dilapidated, for rent or sale.....	1,051	3.7	1.51 or more.....	2,657	10.1
Other vacant and nonresident.....	359	1.3	Not reported.....	545	...
<b>CONDITION AND PLUMBING FACILITIES</b>			<b>CONTRACT MONTHLY RENT</b>		
All dwelling units.....	28,388	...	Renter-occupied, and vacant nonseasonal not dilapidated units, for rent—Number reporting.....	14,589	...
Number reporting.....	27,434	100.0	Total contract monthly rent..... dollars.....	536,107	...
With private bath, not dilapidated.....	17,322	63.1	Average monthly rent..... dollars.....	36.75	...
No private bath, with running water, not dilapidated.....	4,136	15.3	<b>VALUE OF ONE-DWELLING-UNIT STRUCTURES</b>		
No running water or dilapidated.....	5,916	21.6	Owner-occupied <sup>1</sup> and vacant nonseasonal not dilapidated units, for sale only—Number reporting.....	10,253	...
Condition or plumbing facilities not reported.....	954	...	Total value or sale price..... dollars.....	89,904,400	...
No private bath or dilapidated.....	10,112	36.9	Average value..... dollars.....	8,769	...
<b>COLOR OF OCCUPANTS</b>					
Occupied dwelling units.....	26,978	100.0			
White.....	16,775	62.2			
Nonwhite.....	10,203	37.8			

<sup>1</sup>Restricted to 1-dwelling-unit properties.

Table 2.—CHARACTERISTICS OF HOUSING BY WARDS: 1950

Ward	All dwelling units by occupancy and tenure					All dwelling units by condition and plumbing facilities			Occupied dwelling units			Contract monthly rent <sup>1</sup>		Value <sup>2</sup> of one-dwelling-unit structures		
	Total	Owner occupied	Renter occupied	Vacant nonseasonal not dilap., for rent or sale	Other vacant and nonresident	Number reporting	No private bath or dilap.	No running water or dilap.	Total	Persons per room	Occupied by non-white	Number reporting	Average monthly rent (dollars)	Number reporting	Average value (dollars)	
TOTAL	28388	12452	14526	1051	359	27434	10112	5916	26978	26433	2657	10203	14589	36.75	10253	8,769
1	735	224	473	28	10	698	236	68	697	688	41	277	481	32.06	165	10,953
2	300	61	235	10	4	296	59	50	286	279	11	13	235	43.79	23	15,543
3	168	46	122			155	4	4	168	165	3		130	47.34	23	22,130
4	170	51	112	6	1	159	8		163	159	2		111	53.74	16	20,000
5	1630	211	1377	14	38	1567	1201	743	1588	1542	262	1448	1354	35.57	149	8,575
6	486	107	364	13	2	450	20	10	471	456	9	1	358	51.39	37	16,473
7	1173	325	830	10	6	1113	779	434	1155	1134	170	899	816	28.00	249	4,415
8	300	126	167	3	3	296	51	8	293	281	17	44	160	44.70	93	8,629
9	288	117	165	1	5	276	44	15	292	279	22		152	45.50	39	14,728
10	362	187	167	4	4	353	7	1	354	344		1	154	62.74	135	17,314
11	471	169	391	9	2	464	36	32	460	457	3	4	204	66.89	105	17,920
12	251	169	79	3		248	14	14	248	247	1	6	75	59.94	150	15,123
13	408	304	101	1	2	398	1	1	405	396	1	1	87	72.70	260	15,766
14	140	65	68	3	4	139	9	9	133	133	1	10	63	70.06	62	3,572
15	219	136	80	2	2	205	26	14	216	206	4	1	67	47.91	109	9,450
16	413	314	95	2	2	397	16	10	409	381	7	13	92	60.71	278	10,691
17	389	295	87	4	3	380	23	2	382	374	1	1	79	67.93	261	15,511
18	163	151	10	2	3	161	2	1	161	161		1	7	83.14	144	23,927
19	161	133	17	1	10	159	5	1	150	149	2	2	15	70.53	123	14,672
20	543	497	21	15	10	535	3	2	518	510	2		18	64.38	493	10,032
21	269	200	60	7	2	264	6		260	255	2	1	60	58.96	172	13,006
22	648	421	153	49	25	641	314	277	574	568	2	206	148	29.67	437	6,570
23	1493	563	871	37	22	1453	1109	256	1434	1415	248	1084	864	25.60	475	3,566
24	387	234	121	17	15	379	231	35	347	335	83	158	106	26.51	215	2,312
25	997	501	450	26	20	980	649	425	951	943	144	562	433	29.41	407	4,007
26	1309	474	805	21	9	1289	557	351	1279	1269	176	563	792	28.07	370	5,651
27	415	92	314	3	6	385	195	144	406	397	65	151	294	33.57	52	7,726
28	946	436	414	79	17	931	316	173	850	845	96	451	474	36.14	348	5,310
29	1085	499	459	113	14	1073	352	184	958	949	63	260	521	30.22	500	5,247
30	404	286	109	3	6	393	39	23	395	371	7		104	55.02	240	9,252
31	639	433	187	17	2	578	16	7	620	610	5	1	179	52.22	373	9,517
32	794	403	317	63	11	773	115	76	730	714	33	125	325	47.89	382	6,227
33	357	210	136	10	1	347	40	30	346	339	4		134	54.58	175	10,029
34	387	218	165	4	4	335	30	1	343	320	6		154	47.52	156	8,622
35	410	305	104	1	1	400	2	1	409	403	2	2	96	59.42	255	10,444
36	347	258	86	3	4	323	7	5	344	324	3		81	54.39	225	10,912
37	348	178	162	4	4	343	28		340	339	6		161	48.11	120	9,016
38	437	117	250	69	1	429	48	10	367	363	12	14	300	52.66	71	10,798
39	508	109	384	4	11	473	213	93	493	478	77	178	362	31.07	59	8,127
40	856	144	696	8	8	787	469	142	840	825	105	547	688	26.64	83	6,684
41	687	252	430	4	1	663	292	132	682	674	104	499	416	28.22	196	5,829
42	386	146	233	4	3	382	176	69	379	376	49	33	227	35.35	89	7,462
43	1826	765	1005	36	20	1789	827	350	1770	1760	329	1366	1002	29.61	626	5,715
44	799	317	214	28	4	784	190	107	531	527	44	235	456	49.75	271	10,210
45	505	343	110	35	17	493	70	53	453	450	21	64	101	47.72	332	10,627
46	320	219	87	12	2	312	24	19	306	302	14	12	86	57.09	212	8,478
47	602	345	235	18	4	565	194	32	580	569	48	219	233	36.19	298	5,323
48	478	187	276	8	7	468	269	183	463	450	87	150	261	27.32	133	4,665
49	647	94	538	2	13	635	538	419	632	597	122	396	519	20.16	61	4,049
50	332	15	304	4	2	313	202	97	319	313	70	126	294	24.24	6	10,833

<sup>1</sup>For renter-occupied dwelling units and vacant nonseasonal not dilapidated units, for rent.  
<sup>2</sup>For owner-occupied dwelling units and vacant nonseasonal not dilapidated units, for sale only.

HOUSING—BLOCK STATISTICS

Table 3.—CHARACTERISTICS OF HOUSING FOR WARDS, BY BLOCKS: 1950

[Detailed statistics not shown for blocks containing fewer than 3 dwelling units, nor for dwelling units not allocated by blocks (designated by NR)]

Ward	Block	All dwelling units by occupancy and tenure					All dwelling units by condition and plumbing facilities			Occupied dwelling units			Contract monthly rent <sup>1</sup>		Value <sup>2</sup> of one-dwelling-unit structures			
		Total	Owner occupied	Renter occupied	Vacant non-seasonal not dilap., for rent or sale	Other vacant and non-resident	Number reporting	No private bath or dilap.	No running water or dilap.	Total	Persons per room		Number reporting	Average monthly rent (dollars)	Number reporting	Average value (dollars)		
											Number reporting	1.51 or more					Occupied by non-white	
1	2555	61		56		3	51	27	12	58	58	11	56	56	20.76			
	2540	44	27	17			44	22		44	44		17	17	52.88	17	10,294	
	2541	30	16	13	1		30	1		29	29		14	14	69.21	13	12,538	
	2542	25	17	8			25			25	25		8	8	67.50	13	10,423	
	2543	24	10	14			24	2	2	24	24	1	2	14	50.21	7	11,071	
	2544	39	13	22	4		39	4	1	35	35		3	21	56.14	9	8,900	
	2545	1																
	2547	8		8			8	8	8	8	8			8	18.00			
	2548	18		18			17	12	4	18	18	2	18	18	21.77			
	2549	18	8	9	1		18	3	1	17	17		10	9	37.55	6	7,000	
	5550	13	8	4	1		13			12	12			4	57.50	8	13,062	
	5551	29	6	22			29			28	28			2	15.80	5	15,800	
	5552	22	28	10		2	21			19	19			9	53.44	8	14,000	
	5553	22	15	7	1		22	1		22	22			30	59.16	19	13,078	
	5554	22	15	7	1		22			22	22			8	65.62	14	10,614	
	5555	22	15	7	1		22			22	22			5	53.00	8	9,875	
	5556	22	15	7	1		22			22	22			5	53.00	8	9,875	
	5557	22	15	7	1		22			22	22			5	53.00	8	9,875	
	5558	22	15	7	1		22			22	22			5	53.00	8	9,875	
	5559	22	15	7	1		22			22	22			5	53.00	8	9,875	
	5560	22	15	7	1		22			22	22			5	53.00	8	9,875	
	5561	22	15	7	1		22			22	22			5	53.00	8	9,875	
	5562	22	15	7	1		22			22	22			5	53.00	8	9,875	
	5563	22	15	7	1		22			22	22			5	53.00	8	9,875	
	5564	22	15	7	1		22			22	22			5	53.00	8	9,875	
	5565	22	15	7	1		22			22	22			5	53.00	8	9,875	
	5566	22	15	7	1		22			22	22			5	53.00	8	9,875	
	5567	22	15	7	1		22			22	22			5	53.00	8	9,875	
	5568	22	15	7	1		22			22	22			5	53.00	8	9,875	
	5569	22	15	7	1		22			22	22			5	53.00	8	9,875	
	5570	22	15	7	1		22			22	22			5	53.00	8	9,875	
	5571	22	15	7	1		22			22	22			5	53.00	8	9,875	
	5572	22	15	7	1		22			22	22			5	53.00	8	9,875	
	5573	22	15	7	1		22			22	22			5	53.00	8	9,875	
	887	10		10			10	3		10	10			10	24.20			
	888	6	5	1			6			6	6			1		5	9,500	
	592	6	4	2			6	2		6	6			2		3	8,666	
	593	26	5	19	2		26			24	24			20	51.55	4	4,550	
	605	30	2	26	1		30	15	9	28	28	6	7	26	25.92			
	606	70	1	64	4	1	65	58	18	65	63	8	63	64	15.56			
	607	33	1	30	3		32	32	4	30	29	5	30	31	14.93			
	608	21		18	3		21	21	4	18	18	5	15	20	17.05			
	609	28	1	26	2		23	22	1	27	27	2	26	26	16.38			
	610	1					1			7	1		7	7	15.42			
	611	7		7			7			18	18	1	15	17	17.17			
805	19	1	17	1		17	14		18	18			17	17.17				
539	55	18	36		1	55	4	1	54	52	1		36	54.02	8	11,625		
553	70	22	41	6	1	69	6	3	63	61	1		42	47.50	9	14,833		
578	53	8	42	2	1	53	6	3	50	50	2		42	51.52	3	12,000		
604	32	6	24	1		32	10		30	28			25	40.44	2			
612	23	5	17	1		23	5	5	22	22			17	42.05				
626	66	2	64			63	28	28	66	65	5	12	63	32.11	1			
627	1					1			1	1			1					
538	66	11	55			61	2	2	66	66	2		55	45.63	6	21,666		
554	52	18	34			47			52	50	1		33	47.09	9	23,333		
577	18	9	9			17			18	17			9	49.11	5	39,000		
603	22	6	16			20	1	1	22	22			15	54.93	1			
613	10	2	8			10	1	1	10	10			8	43.87	2			
574	17	7	10			15			17	16			8	51.87	2			
575	47	14	29	3	1	42			43	42			31	59.67	2	9,000		
576	24	9	15			24			24	24			13	45.76	5	24,400		
602	23	6	16	1		23	5		22	22	1		17	48.17	2			
614	1					1			1	1			1					
622	15	2	12	1		11	1	1	14	14			12	39.41				
623	3	2	1			3			3	3	1		1					
624	20	5	14	1		20			19	19			15	61.73	3	23,333		
628	10	2	8			10		2	10	9			8	48.75	1			
629	3		3			3			3	3			3	46.00				
634	1					1			4	4			2					
635	4	2	2			4			4	4			2					
636	2					2			2	2			2					
256	40	2	38			40	31	1	40	40	6	40	38	17.76	1			
409	18	1	17			17	9	6	18	17	2	18	16	22.06				
530	21	3	19		1	21	3	2	20	20	1	19	19	21.26	1			
532	45	3	39		1	45	32	14	42	39	6	42	38	19.05	2			
533	85	11	74			84	67	48	82	82	14	81	74	16.91	8	5,312		
534	39	11	24			36	3	3	35	35	5	13	23	33.30	10	7,100		
535	50	14	31	1	3	50	26	19	45	45	8	25	33	26.18	8	7,625		
536	1					1			1	1			1					
539	49	19	30			49	33	15	49	49	11	48	29	19.93	15	6,113		
560	31	10	21			31	16	9	31	31	2	31	20	25.25	9	6,556		
562	37	10	26		1	37	27	15	36	36	7	26	26	21.57	9	6,111		
563	126	10	116			122	100	4	125	125	25	125	114	24.20	9	5,055		
564	50	5	43	1	1	49	40	4	48	47	4	48	43	18.95	5	4,900		
565	7	1	6			7	5	5	7	7			7	22.66				
566	94	17	76	1	1	91	68	3	93	91	9	93	77	26.50	10	5,600		
567	82	19	60	1	2	77	57	47	79	79	12	79	57	58.71	12	23,116		
568	204	23	181			190	152	62	204	183	48	202	176	20.96	14	4,821		
569	54	3	48			53	39	29	51	44	8	51	47	20.72				
571	17	5	11			17	10	8	16	16	1	15	11	31.63	5			

Table 3.—CHARACTERISTICS OF HOUSING FOR WARDS, BY BLOCKS: 1950—Con.

Ward	Block	All dwelling units by occupancy and tenure					All dwelling units by condition and plumbing facilities			Occupied dwelling units			Contract monthly rent <sup>1</sup>		Value <sup>2</sup> of one-dwelling-unit structures		
		Total	Owner occupied	Renter occupied	Vacant non-seasonal not dilap., for rent or sale	Other vacant and non-resident	Number reporting	No private bath or dilap.	No running water or dilap.	Total	Persons per room	Occupied by non-white	Number reporting	Average monthly rent (dollars)	Number reporting	Average value (dollars)	
5	594		5	1			5	5	5	6	6						
	595	72	4	68			67	67	67	72	71	1.6	68	63	1	2000	
	596	5		5			5	5	5	5	5	1	5	5	3		
	597	35		34		1	35	35	35	34	34	1	31	34	1		
	598	12		12			11	11	11	12	11	2	12	12	2		
	599	50		49		1	48	48	48	49	49	1.3	47	49	1		
	600	41	1	35		5	38	38	38	36	34	1.5	15	34	2		
	615	75	9	61	4	1	65	40	40	70	68	6	33	62	3	11666	
	617	58	3	53	1	1	58	47	42	56	56	4	54	54	2		
	618	5		5			4	4	4	5	5	1	5	5	2		
	619	8		7		1	8	8	8	7	7		6	7	1		
	620	8	1	7			8	4	4	8	8		1	7	1		
	631	6		6			6	4	4	6	6		2	6	1		
	633	4	2	2			4	2	2	4	4		2	2	2		
	690	77	5	72			76	70	64	77	76	1.2	76	69	3	6533	
6	535	85	21	60	3	1	83	1	1	81	79	3	61	5332	6	12583	
	536	76	23	49	4		75	1	1	72	72	2	52	5013	8	19875	
	537	108	18	86	3	1	93	2	2	104	103	1	84	5704	8	20187	
	555	78	8	67	3		69	5	4	75	69	1	64	5345	2		
	556	45	15	30			43	1	1	45	44		28	5192	5	12600	
	557	94	22	72			87	10	3	94	89	3	69	4423	8	13562	
	7	313	40	15	25	1		25	4	3	40	37		24	3991	4	8125
314		50	9	38		2	44	33	29	47	44	1.1	37	2144	5	3980	
315		86	8	77		1	86	75	33	85	84	2.0	76	2385	6	2250	
316		25	17	8			25	13	5	25	25	3	7	2614	16	2762	
318		22	4	18			22	1	1	22	21		18	4627	1		
319		59	17	42			59	48	3	59	59	1.9	59	3363	17	2676	
320		44	15	29			44	33	3	44	44	9	44	2331	15	2800	
321		33	3	30			32	26	3	33	32	7	33	3003	2		
322		32	7	25			32	24	2	32	31	3	32	2604	3	3040	
323		27	9	17	1		23	4	2	26	26		17	4917	5	10333	
324		44	15	29			44	35	3	44	44	1.0	44	2886	15	2886	
325		42	11	31			41	35	10	42	42	5	42	2223	11	2554	
326		87	33	54			86	67	60	87	87	9	87	3188	29	3844	
327		18	4	14			18	12	6	18	18	3	18	2314	3	5200	
328		39	15	23		1	34	8	3	38	38		23	4847	7	9071	
330	25	12	12		1	21	6	2	24	22	1	11	5027	7	8142		
331	26	17	7		2	25	3	2	24	24		6	5150	14	9535		
332	141	16	125			136	131	97	141	136	3.6	140	2127	12	2150		
333	27	1	26			26	22	21	27	25	5	27	2568	1			
334	1																
335	13	10	3			13	7	7	13	13		3	3166	9	4022		
336	37	14	23			31	31	31	37	37	5	36	2104	12	3483		
337	27	14	13			27	20	18	27	27	4	27	2453	13	3723		
338	17	10	7			17	3	3	17	17		7	4948	8	7812		
339	36	20	15		1	27	7	6	35	35		15	5026	8	9250		
340	22	4	14			16	11	9	18	16	2	13	4138	2			
341	80	9	70		1	80	75	43	79	79	1.4	79	2602	9	2166		
342	73	16	54		3	73	44	42	70	70	1.2	70	3042	15	4146		
8	204	10	5	5			9		10	9			4	4750	4	8650	
	205	22	17	5			22	1	1	22	19		5	6060	14	8135	
	206	11	5	6			11			11	11		5	5400	5	8500	
	207	5	2	3			5	2	2	5	5		3	4833	2		
	209	4	1	3			4	4	4	4	4		3	6266	1		
	210	6	3	3			6	5	5	6	5		3	6000	3	8166	
	211	5	4	1			5	5	5	5	5		1	9250	4		
	212	9	2	7			9	9	9	9	9		6	4666	2		
	213	34	22	12			34	34	34	32	32		12	5000	17	9352	
	214	17	9	7		1	17	17	16	16	16		6	4650	7	8857	
	215	3	1	2			3			3	3		1				
	217	2															
	218	22	6	16			22	16	16	22	21		16	4200	5	8600	
	219	16	12	4			16	16	16	16	16		4	7450	12	8333	
	220	45	12	33		2	44	44	43	43	43	2	30	4403	3	10333	
221	28	17	11			27	27	27	27	27	1	10	5440	9	8444		
222	28	2	26		1	28	8	8	27	27		5	3900	2			
223	23	4	19		1	23	19	18	23	23		15	3900	3	8166		
224	30	2	28		2	29	25	23	30	29	6	24	3107	28			
9	225	86	15	69		2	82	27	4	84	83	1.9	63	3373	10	23500	
	308	38	26	12		3	35	35	35	35		23	5339	8	10687		
	309	35	28	7			35	35	35	35		23	4739	8	9437		
	310	35	19	16		1	35	20	2	34	34	2	15	6493	3	11666	
	311	19	10	9			18	18	18	19	19		8	6625	1		
312	37	15	22			37	11	9	37	37	1	20	4845	9	14488		
10	226	25	19	5		1	25	1	1	24	23		5	5620	14	20285	
	227	12	8	4			12			12	12		4	6375	6	23833	

<sup>1</sup>For renter - occupied dwelling units and vacant nonseasonal not dilapidated units, for rent.  
<sup>2</sup>For owner - occupied dwelling units and vacant nonseasonal not dilapidated units, for sale only.

HOUSING—BLOCK STATISTICS

Table 3.—CHARACTERISTICS OF HOUSING FOR WARDS, BY BLOCKS: 1950—Con.

Ward	Block	All dwelling units by occupancy and tenure					All dwelling units by condition and plumbing facilities			Occupied dwelling units			Contract monthly rent <sup>1</sup>		Value <sup>2</sup> of one-dwelling-unit structures	
		Total	Owner occupied	Renter occupied	Vacant non-seasonal not dilap., for rent or sale	Other vacant and non-resident	Number reporting	No private bath or dilap.	No running water or dilap.	Total	Persons per room		Number reporting	Average monthly rent (dollars)	Number reporting	Average value (dollars)
											Number reporting	1.51 or more				
10	228	12	6	5	1	12			11	11		5	89.00	5	20,900	
	229	18	9	8		18			17	17		7	49.71	6	12,166	
	230	28	12	15	1	28	5		27	27		15	69.46	9	16,111	
	231	2														
	232	34	10	24		34			34	34		24	66.37	4	11,375	
	233	11	8	3		11			11	11		3	71.66	7	19,285	
	234	16	10	6		16			16	15		6	53.16	6	16,666	
	235	25	15	9		25			24	24		9	59.55	10	13,400	
	236	22	13	8		22			21	18		7	53.57	7	19,142	
	237	52	14	37	1	50			51	49		34	56.14	13	17,576	
	238	19	13	5	1	17			18	17		5	56.60	12	13,708	
	239	10	7	3		10			10	10		3	79.66	6	18,833	
	240	17	7	10		17			17	17		8	80.37	5	17,000	
	241	23	13	10		23			23	23		9	67.77	10	20,650	
	242	21	15	6		21			21	20		4	84.00	9	20,166	
243	15	7	8		14			15	14		6	39.00	5	19,600		
11	284	22	8	14		22			22	22		13	66.15	5	19,600	
	285	27	13	14		27			27	27		13	72.69	13	28,076	
	286	29	14	15		29	1		29	29		15	64.80	7	24,142	
	287	51	21	29	1	51			50	50	1	27	50.70	10	20,000	
	288	33	10	23		33			33	33		22	57.04	6	16,333	
	291	50	9	40	1	49			49	49		38	89.42	8	13,125	
	292	4	2	2		4			4	4		2				
	293	19	9	9		19		4	18	18		9	55.66	5	15,100	
	294	13	4	9		13			13	13	1	9	63.66	2		
	295	31	5	23	3	31			28	27	1	24	56.83	1		
	296	5	3	2		5	1	1	5	5		1		1		
	297	27	6	21		25	1	1	27	25		21	53.85	2		
	298	23	12	10	1	23		5	22	22		11	60.18	9	11,777	
	299	10	8	2		10			10	10		8		8	28,125	
	300	7	5	1	1	7			6	6		1		5	13,820	
303	16	7	8		16	4	4	15	15		8	57.62	4	10,250		
304	74	21	51	2	71		7	72	72		52	78.67	13	12,961		
305	21	10	11		21	8	5	21	21		11	47.90	5	11,800		
306	9	2	7		8		5	9	9		7	72.85	1			
12	277	16	14	2		16			16	16		2		12	15,125	
	278	19	16	3		19			19	19		2		14	17,750	
	279	12	8	4		12			12	12		2		8	18,125	
	280	44	28	16		44			44	44		2	52.50	2		
	282	26	20	6	1	24	1	1	23	23		4	68.75	18	19,472	
	283	16	13	3		16			16	16		5	66.20	8	16,125	
	289	12	9	3		12			12	12		4	79.50	10	9,400	
	290	11	4	7		11			11	11		3	64.76	10	12,500	
	301	15	11	4	1	14			14	14		3	55.00	8	9,272	
	302	13	10	3		12			13	13		4	56.33	8	14,125	
	317	92	56	35	1	91	13	13	91	91	1	6	55.03	52	14,855	
	13	244	10	5	4		10	1	1	9	9		2		5	15,400
		245	17	14	3		15			17	15		3	71.66	9	15,777
		246	12	12			12			12	12				11	17,409
		247	19	11	8		18			19	19		8	56.37	7	13,571
248		13	11	2		13			13	13		2		9	14,111	
249		17	14	3		17			17	16		1		11	12,500	
250		18	14	4		18			18	18		4	83.75	12	12,333	
251		18	15	3		18			18	18		4	86.66	14	12,714	
252		14	11	3		14			14	14		3	91.66	10	15,200	
253		11	9	2		11			11	11	1	1		8	16,125	
254		30	26	4		30			30	30		2		26	14,211	
257		8	8			8			8	8		2		8	16,750	
258		15	11	4		14			15	14		4	84.50	4	14,888	
259		7	7			7			7	7					13	13,583
260		15	8	7		15			15	15		7	90.00	7	10,977	
261	9	7	2		8			9	8		1		11	20,000		
262	11	10	1		11			11	11		1		8	20,000		
263	10	7	3		10			10	10		1		7	21,625		
264	18	15	3		17			18	18		3	49.33	7	15,714		
265	19	13	5		18			18	18		5	78.33	10	16,900		
266	25	8	17		25			25	25		17	71.17	7	15,571		
267	11	7	4		11			11	11		3	73.33	7	14,785		
269	9	8	1		9			9	9				6	16,083		
270	14	11	2		14			13	13		2		12	16,083		
272	8	8			8			8	8		2		8	17,500		
273	5	5			5			5	5				5	17,500		
274	11	6	5		11			11	11		4	51.75	4	17,000		
275	14	9	5		14			14	14		2		8	15,687		
276	20	14	6		20			20	19		6	88.66	12	21,166		
14	53	20	18	2		20			20	20		1		17	40,705	
	54	101	33	62	3	100	8	8	95	95		59	72.50	31	32,096	
	55	3	3			3			3	3		3		3	38,333	

<sup>1</sup>For renter - occupied dwelling units and vacant nonseasonal not dilapidated units, for rent.  
<sup>2</sup>For owner - occupied dwelling units and vacant nonseasonal not dilapidated units, for sale only.



Table 3.—CHARACTERISTICS OF HOUSING FOR WARDS, BY BLOCKS: 1950—Con.

Ward	Block	All dwelling units by occupancy and tenure					All dwelling units by condition and plumbing facilities			Occupied dwelling units			Contract monthly rent <sup>1</sup>		Value <sup>2</sup> of one-dwelling-unit structures						
		Total	Owner occupied	Renter occupied	Vacant non-seasonal not dilap., for rent or sale	Other vacant and non-resident	Number reporting	No private bath or dilap.	No running water or dilap.	Total	Persons per room		Occupied by non-white	Number reporting	Average monthly rent (dollars)	Number reporting	Average value (dollars)				
											Number reporting	1.51 or more									
14	56 86	11 5	11	4		1			11 4	11 4	1	1	3	20.33	11	37,545					
15	71 72 73 74 75 76 79 80 81 82	7 24 7 7 16 9 8 8 20 13	3 19 1 7 12 5 6 6 9 11	2 5 3 4 4 2 2 2 10 2	1	1			6 24 4 7 14 5 8 8 18 13	1 2 1 1 1 1 7	1 1			5 24 4 7 16 9 8 8 19 13	5 23 4 7 15 5 8 8 18 13	1	1	1 5 3 3 2 2 2 2 11 2	48.00 44.66 52.00 52.00 51.18	16 7 12 3 6 6 4 10	10,750 9,142 8,083 7,500 11,166 13,500 9,000 7,950
	83 84 85 87 88	18 21 9 42 13	11 7 7 21 11	7 14 2 21 2				18 20 8 40 12		3 9 9 1	7		7 13 1 13 2	49.71 42.30 46.53	10 4 4 18 9	8,910 9,500 8,750 9,888 7,888					
16	35 36 37 38 39 40 41 42 43 45	35 39 24 26 19 10 17 20 25 20	27 26 21 24 18 10 10 17 20 18	8 13 10 2 1	1			35 37 29 25 18 9 10 17 23 19	3 2 2	3 2			35 39 31 26 19 10 17 20 25 19	35 39 31 26 19 10 15 16 24 16	1	1	8 13 10 2 1	66.25 62.30 68.10	26 23 17 23 18 10 7 16 16 15	12,392 11,839 12,941 11,065 8,444 8,800 7,857 10,937 12,812 12,766	
	59 60 61 62 63 65 67 68 69 70	11 13 12 9 15 11 12 10 20 39	10 11 17 4 12 12 16 10 13 22	1 2 4 9 3	1			11 12 21 9 15 13 17 11 10 19 39	1 6	1			11 13 21 9 15 12 17 11 10 20 39	8 10 19 9 14 9 14 9 9 20 38	1 1 1 1	2 4 9 3	51.75 20.88 58.66	7 10 13 3	11,928 9,900 8,823 9,045 8,730 8,500 8,900 11,777 10,736		
17	PART IN BLOCK AREA A																				
	1 2 6 7 8 9 10 11 16 44 45 46 47 48 49 50 51 52 57	22 18 52 26 14 15 24 63 18 14 14 10 11 22 11 14 7 14 17	14 14 39 23 13 15 22 37 13 10 10 7 10 9 8 14 7 12	8 2 10 3 1	2	1		21 16 51 25 12 15 22 22 18 14 14 10 11 22 11 14 7 17	2				22 16 49 26 14 15 24 63 18 14 14 10 11 22 21 11 14 7 16	22 15 45 24 13 15 24 63 18 14 14 10 11 22 21 11 14 7 16	1	1	8 2 10 3 1	56.37	12 11 35 22 10 15 8 21 29 12 10 7 5 10 6 7 14 6 11	15,125 14,818 16,057 15,759 19,200 16,733 16,375 15,238 17,275 14,250 12,550 13,357 18,200 14,600 13,583 17,285 15,285 18,166 12,909	
17	PART IN BLOCK AREA B																				
	75	10	10					10						10			10	10,590			
18	PART IN BLOCK AREA A																				
	12 13 14 15	8 3 9 14	8 3 8 14		1			8 3 8 14						8 3 9 14				8 3 8 14	30,875 31,666 37,375 30,714		
18	PART IN BLOCK AREA B																				
	69 71 72 73 74 76 77 78 79 80	8 4 17 11 8 18 23 7 14 19	8 3 16 11 8 17 22 7 12 14		1	1		8 4 16 11 8 18 23 7 14 19	1	1				8 3 17 11 8 18 22 7 14 19	8 3 17 11 8 18 22 7 14 19	1		5 4 16 11 8 15 21 7 2 4	33,800 22,750 26,687 20,227 19,125 18,933 22,547 24,428 16,333 15,750		
19	53	3	3					3						3			3	10,500			

<sup>1</sup>For renter - occupied dwelling units and vacant nonseasonal not dilapidated units, for rent.  
<sup>2</sup>For owner - occupied dwelling units and vacant nonseasonal not dilapidated units, for sale only.

HOUSING—BLOCK STATISTICS

Table 3.—CHARACTERISTICS OF HOUSING FOR WARDS, BY BLOCKS: 1950—Con.

Ward	Block	All dwelling units by occupancy and tenure					All dwelling units by condition and plumbing facilities			Occupied dwelling units			Contract monthly rent <sup>1</sup>		Value <sup>2</sup> of one-dwelling-unit structures		
		Total	Owner occupied	Renter occupied	Vacant non-seasonal not dilap., for rent or sale	Other vacant and non-resident	Number reporting	No private bath or dilap.	No running water or dilap.	Total	Persons per room		Occupied by non-white	Number reporting	Average monthly rent (dollars)	Number reporting	Average value (dollars)
											Number reporting	1.51 or more					
19	54	20	13	6	1	20	1		19	19			7	82.85	12	16,208	
	55	18	14	2		17	1		16	16	2		12		12	22,500	
	56	2	6			6			6	6			6		6	13,583	
	57	2				2			2	2							
	58	2	6	1		9			7	7			1		6	12,916	
	59	6	6			6			6	6					6	11,333	
	60	6	6			6			6	6					6	14,000	
	61	6	6			6			6	6					6	10,416	
	62	6	6			6			6	6					6	10,000	
	63	16	10	5		7	2		5	5				5	8	9,275	
	64	25	22	2		1	1		24	23			1		19	12,500	
	65	12	11	1		1			11	11	1		1		11	15,454	
	66	16	15	1		1			16	15					14	15,535	
	67	9	9			1			9	9					9	20,000	
20	1	4				4			4	4					4	8,800	
	2	16	11		5	15			11	10					16	9,793	
	3	9	5	1	3	9			6	4					8	9,462	
	4	15	13	2		15			15	13			1		13	8,384	
	5	19	17	2		19			19	19					16	8,193	
	6	21	20			21	1		20	20					19	8,489	
	7	25	23	2		25			25	25	1		2		23	9,134	
	8	32	32			31	1		32	32					31	10,651	
	9	27	25	1		26			26	26					24	10,616	
	10	24	23	1		23	2	2	24	23			1		22	13,340	
	11	21	19	2		21			21	21			2		19	11,447	
	12	4	3			4		1	3	3					3	12,666	
	29	21	21			21			21	21					21	11,523	
	30	1				1			1	1							
	31	19	18	1		18			19	19					16	9,125	
	32	17	14	2		17		1	16	15					14	8,564	
	33	22	19	2	1	20			21	20					20	9,730	
	34	24	22	2		24			24	24					22	8,045	
	35	18	18			18			18	18					18	8,100	
	36	15	13	1	1	14			14	14				2	13	9,607	
	37	20	20			20			20	20					13	9,261	
	38	8	8			8			8	8	1				7	12,285	
	39	5	5			5			5	5					5	12,260	
	40	12	12			12			12	12					12	12,666	
	41	15	11	1	1	15		2	12	12				1	12	11,666	
	42	4	3			4			3	3					3	7,966	
	43	26	25			26		1	25	25					24	9,158	
	44	7	7			7			7	7					7	8,028	
45	19	19			19			19	19					19	10,542		
46	20	18	1	1	20			19	19				1	19	9,057		
47	16	16			16			16	16					16	9,650		
48	20	18			20			18	18					18	10,644		
49	14	11		2	14		2	11	11					12	12,575		
50	3	3			3			3	3					3	8,266		
21	PART IN BLOCK AREA A																
	3	46	26	17	3	43	3		43	41	1		18	58.33	22	13,104	
	4	27	19	7	1	26	2		26	26	1	1	16	63.33	17	9,882	
	5	80	60	17	2	80			77	76			16	54.56	46	16,328	
	17	18	14	4		18			18	18	1		4	50.00	11	15,227	
	18	46	40	6		46	1	1	46	45			6	56.66	37	12,837	
	19	33	29	4	1	33			32	32			3	68.33	28	10,517	
	20	2	2			2			2	2							
	21	8	4	4		8			8	8					4	8,875	
	22	4	3		1	4			3	3				1	3	8,000	
21	PART IN BLOCK AREA B																
	13	5	4	1		4			5	4			1		3	9,000	
22	14	13	10	2	1	12	1	1	12	11			1		10	10,000	
	19	7	6	1		7			7	7					13	9,750	
	20	15	11		3	14			11	11					13	9,138	
	21	17	13	1		15			14	12					11	10,618	
	22	32	26	4	2	32	1	1	30	30			1	5	66.00	26	11,811
	23	5	5			5			5	5					4	21,250	
	24	3	3			3			3	3					3	17,000	
	25	14	9	5		14		4	14	14			10		8	12,137	
	28	13	11	1		13			12	12					11	13,409	
	87	9	9			9			9	9				9	9	9,577	
	88	47	30	6	1.1	45			36	34				5	61.00	40	8,640
	89	4	3	1		4			4	4					3	13,166	
	90	12	11	1		12			12	12					10	8,400	
	91	9	8			9			8	8					8	7,662	
	92	1				1			1	1			1		1	1,500	
	94	6	4	1		6		6	4	4				5	4	2,500	
	95	9	3	6		9		4	6	6				6	4	2,600	
96	6	4			6		2	4	4				2	4	2,250		
97	18	11	3	1	18		14	14	14				2	10	2,600		
99	19	5	13	1	18		8	18	17				5	3	4,833		
111	13	5	7	1	13		12	12	12				7	5	21,000		

<sup>1</sup>For renter - occupied dwelling units and vacant nonseasonal not dilapidated units, for rent.  
<sup>2</sup>For owner - occupied dwelling units and vacant nonseasonal not dilapidated units, for sale only.

Table 3.—CHARACTERISTICS OF HOUSING FOR WARDS, BY BLOCKS: 1950—Con.

Ward	Block	All dwelling units by occupancy and tenure					All dwelling units by condition and plumbing facilities			Occupied dwelling units			Contract monthly rent <sup>1</sup>		Value <sup>2</sup> of one-dwelling-unit structures		
		Total	Owner occupied	Renter occupied	Vacant non-seasonal not dilap., for rent or sale	Other vacant and non-resident	Number reporting	No private bath or dilap.	No running water or dilap.	Total	Persons per room		Number reporting	Average monthly rent (dollars)	Number reporting	Average value (dollars).—	
											Number reporting	1.51 or more					Occupied by non-white
22	112	5	3	2					5	5	1	5	1		3	1.833	
	113	16	7	7		1			16	16		16	22.20	8	1.500		
	114	9	7	1					9	9		9		6	2.666		
	115	16	9	5					16	16		16	22.85	5	1.500		
	117	1	1						1	1		1		1	2	6.080	
	118	1	1						1	1		1		2	12	6.925	
	119	2							2	2		2					
	120	19	16	1					19	17		17	1		18	8.511	
	121	19	17	2					19	19		19	1		17	9.088	
	122	15	11	3					15	14		14	3	7.333	11	8.100	
	124	5	5						5	5		5			5	9.660	
	125	4	2						4	2		2			4	6.875	
	126	8							8	8		8			8	6.600	
	127	13	10						13	10		10			12	7.800	
	128	6	6						6	6		6			6	6.483	
	129	1							1								
	131	4	3	1					4	4		4	4		3	1.333	
	132	4	2	1					4	4		4	3	1	2		
	133	4	4						4	4		4	1	1	4	1.675	
	134	1							1								
	135	6	6						6	6	1	5			6	2.083	
	136	5	4	1					5	5		5			4	1.750	
	151	8	7		1				8	7	3	7	1		7	1.371	
	152	5	2	1		2			5	3	3	2	1		2		
	153	22	7	14		1			22	22	22	21	14	20.14	7	2.071	
	154	19	9	10					19	19	17	19	18	10	8	1.837	
	155	9	5	4					9	9	9	9	4	19.75	5	2.280	
	156	5	4			1			5	5	4	4	4		4	2.325	
	157	13	1	8	3	1			13	13	3	9	7	11	1	2.100	
	158	7	5	2					7	7	3	7	2		5	1.860	
	159	3	2	1					3	3		3	1		2		
	160	2							2								
	162	3	3						3	3		3			3	9.66	
	164	5	4	1					5	5		5			4	1.350	
	165	2							2								
	166	2							2								
	170	3	3	1		2			6	4	2	4	3	1	3	1.833	
	171	5	5	2					5	5		5	2		2		
	172	6	3	1					6	6		6	6		5	2.140	
	173	21	13	7	1				21	19	13	20	2	19	7	2.442	
	174	9	6	2	1				9	9	8	8	3		6	1.500	
	175	21	9	8	3	1			21	21	21	17	17	11	9	2.500	
206	8	3	4	1				8	8	8	7	2		2	2.125		
207	6	5						6	6	6	5			5	1.420		
208	2							2									
210	4		4					4	4	4	4	2	4	4	1.025		
23	PART IN BLOCK AREA A																
	23	11	8	3				10	10	9	11	11	1	11	3	2.600	
	24	14	7	7				13	12	12	14	14	4	14	7	2.228	
	25	10	8	2				10	10	8	10	10	2	10	2	2.871	
	26	7	5	2				7	7	7	7	7	2	7	2	2.377	
	27	12	9	3	1				11	10	10	11	1	11	3	2.500	
	28	65	25	29	9				63	50	38	54	13	52	37	27.66	
	29	36	18	16	1				36	32	32	34	3	34	17	27.35	
	30	31	21	10	1				31	31	29	31	12	31	10	16.43	
	31	41	20	21					37	33	31	41	12	41	21	1.800	
	32	24	21	3					24	24	22	24	2	24	19	2.120	
	77	35	21	12	1	1			33	10	9	33	3	31	13	2.000	
	89	11	9	2					11	11	10	11	10	10	2	4.552	
	90	14	7	6		1			14	13	13	13	6	6	9	4.555	
	91	39	17	20		2			39	27	6	37	5	4	20	4.666	
	92	32	16	15		1			32	13	11	31	1	21	14	3.350	
	93	29	9	19		1			29	22	18	28	4	28	17	3.135	
	94	1							1						1	17.65	
	95	5	1	3		1			5	4	4	4	3	3	3	2.666	
	96	50	5	44		1			50	26	11	49	13	49	45	27.13	
	97	20	9	10		1			20	11	2	19	2	13	10	2.410	
	98	22	7	14		1			22	10	6	21	4	14	1	4.142	
	170	22	13	9					22	9		22	2	19	9	37.77	
	171	23	12	10		1			22	6		22	2	20	8	4.600	
	180	16	7	9					15	4		16	8	8	6	4.687	
	181	45	19	26					41	20	7	45	5	23	23	3.321	
	190	41	16	21		3	1		40	17	3	37	3	23	8	3.860	
	191	15	7						15	13	13	13	6	6	7	35.16	
	192	25	12	6		2			22	8	3	25	2	12	9	3.75	
	193	25	12	13					22	1	1	25	5	14	4	27.35	
	198	24	7	16		2			23	5	5	23	5	14	4	27.35	
	199	61	12	47		1			55	40	24	59	10	35	48	26.43	
	201	10	4	5		1			10	9	9	9	1	9	6	4.000	
	202	21	5	15			1		21	21	9	20	1	19	5	23.73	
	203	87	26	59		1	1		87	79	39	85	13	81	22	22.45	
	345	46	14	32					40	35	27	46	8	43	30	16.83	
	346	2							2								
	359	20	4	15		1			19	9	3	19	3	15	2	27.00	

<sup>1</sup>For renter - occupied dwelling units and vacant nonseasonal not dilapidated units, for rent.  
<sup>2</sup>For owner - occupied dwelling units and vacant nonseasonal not dilapidated units, for sale only.

HOUSING—BLOCK STATISTICS

Table 3.—CHARACTERISTICS OF HOUSING FOR WARDS, BY BLOCKS: 1950—Con.

Ward	Block	All dwelling units by occupancy and tenure					All dwelling units by condition and plumbing facilities			Occupied dwelling units			Contract monthly rent <sup>1</sup>		Value <sup>2</sup> of one-dwelling-unit structures			
		Total	Owner occupied	Renter occupied	Vacant non-seasonal not dilap., for rent or sale	Other vacant and non-resident	Number reporting	No private bath or dilap.	No running water or dilap.	Total	Persons per room		Occupied by non-white	Number reporting	Average monthly rent (dollars)	Number reporting	Average value (dollars)	
											Number reporting	1.51 or more						
23	PART IN BLOCK AREA B																	
	211	66	4	61		1	66	65	65	65	62	1.7	65	60	171.0	3	1900	
	212	57	18	35	3	1	56	54	51	53	49	1.1	53	38	227.1	13	3300	
	213	46	22	23		1	46	45	39	45	45	5	45	22	248.6	20	2560	
	214	21	11	9		1	21	20	17	20	20	4	20	8	217.5	10	3700	
	219	1																
	220	28	14	13		1	28	27	27	27	27	4	27	13	210.7	13	2638	
	222	49	17	31		1	48	47	45	48	47	1.0	48	30	240.0	14	2578	
	223	104	27	73	3	1	103	95	80	100	100	2.2	100	73	265.6	24	3133	
	257	1																
	258	12	5	6		1	12	12	12	11	11	6	11	5	120.0	5	2300	
	259	29	7	21	1		29	29	28	28	28	3	28	22	252.7	6	3566	
	260	27	7	20			27	27	27	27	27	6	27	19	262.1	7	3000	
	262	10	4	6			9	9	9	10	10	5	10	5	220.0	4	3200	
	263	7	6	1			7	7	7	7	7	2	7	1	236.0	5	2360	
	264	27	12	15		3	27	26	26	27	27	7	26	15	224.0	12	2716	
	265	20	5	11	3	1	20	20	20	16	16	2	16	13	253.8	5	2940	
	266	16	2	14			16	16	16	16	16	3	16	11	249.0	1		
	268	2																
	294	1																
	24	35	5	1	4		5	3	3	5	5		2	1				
		37	1															
		100	2															
		101	16	5	10		1	16	15	14	15	12	1	10	3	240.0	4	1950
		102	6	6				6	6	6	6	6		3			6	2750
		103	1															
		104	18	12	4		2	18	18	18	16	15	3	16	3	193.3	10	980
		107	10	10				10	10	10	10	10	4	10			10	1400
		108	1															
		109	3	1	1		1	2	2	2	2	2	1	2	1		1	
		137	1															
		140	1															
		141	13	2	8	3		13	13	13	10	10	4	10	10	210.0	2	
		142	3	3				3	3	3	3	3	1	3	3		3	1166
		143	3	2		1		3	3	3	2	2	1	2	1		2	
144		5	2	3	1		5	5	5	5	5	5	5	3	150.0	2		
145		1																
146		17	9	6	2		16	16	15	15	15	3	15	6	406.6	8	2812	
147		25					24	21	12	25	25	2	25	1		23	1952	
148		1																
177		1																
178		1																
179		4	2	1	1		4	4	4	3	3	1	3	2		1		
180		8	5	2	1		7	7	7	7	7	6	7	3	220.0	5	1560	
181		2																
182		9	8	1			9	6	2	9	9	1	9	1		7	3571	
183		15	10	5			15	9	6	15	15	1	15	2		9	2044	
184		15	7	8			15	13	10	15	15	4	15	8	200.0	7	2700	
185		11	7	4			11	4	1	11	11	3	11	4	360.0	7	2500	
186		9	5	4			9	3	3	9	9	2	9	4	347.5	5	2460	
197		3	2	1			3			3	3							
198		16	13	1	1		16	10	4	15	15	4	15	3	483.3	12	3450	
199		6	4	2			6	3	2	6	6	1	6	1		4	2625	
200		4	4				4	4	4	4	4	1	4	1		4	1425	
201		7	5	2			7	7	6	7	7	4	7	2		5	1520	
202	12	3	7		2	12	12	12	10	10	5	10	7	202.2	3	1500		
203	3	3				3	3	3	3	3	3	3	3		3	1366		
204	4	3	1			4	4	4	4	4	4	4	4		2	2600		
205	10	1	7		2	10	10	10	8	8	2	8	1		6	1966		
225	4	1	1		2	4	4	4	2	2	1	2	3	200.0	1			
226	10	1	8	1		10	10	10	9	9	2	9	7	200.0	1			
227	3	3				3	3	3	3	3	1	3	3		3	1366		
228	20	4	12	1	3	20	13	13	16	16	7	15	12	232.5	4	675		
229	6	6				6	6	6	6	6	2	6	1		3	700		
230	1					1			1	1		1	1		1	1257		
231	6	5	1			6	3	2	6	6	1	6			5	2280		
232	16	13	1			16	13	11	16	16	2	16	2		13	3000		
233	13	7	5	1		13	8	1	12	12	2	12	2		7	4514		
234	1																	
248	4	3	1		1	4	3	1	4	4		4	1		3	5333		
249	16	5	11	2		16	11	1	15	15	1	15	7	400.0	8	4162		
250	5	2				5	1		5	5		5	3	400.0				
25	PART IN BLOCK AREA A																	
	163	25	15	10		25	18	9	25	25		25	9	173.3	12	3633		
	164	25	25	17		25	17	10	25	25		25	16	179.3	7	2928		
	165	18	18	13		18	14	10	18	18		18	12	291.6	5	2800		
	166	20	9	11		20	13	8	20	19	2	20	10	257.0	6	2683		
	167	4	4			4	5	4	4	9	8		9	3	190.0	3	2166	
	168	3	1	2	1		3	3	1	3	3	2	3	2	403.2	1		
	169	3	7	1		1	3	4	3	3	3	2	3	1	363.6	3	6166	
	172	2	1	1		1	2	2	2	2	2		2	1	322.2	3	5625	
	173	1	9	1		1	1	1	1	1	1		1	9	418.4	8	6500	
	174	4	4				4	4	4	4	4		4	4	322.2	4	7125	
	175	13	6	7			13	11	7	13	13	3	12	7	182.2	3	2066	

<sup>1</sup>For renter - occupied dwelling units and vacant nonseasonal not dilapidated units, for rent.  
<sup>2</sup>For owner - occupied dwelling units and vacant nonseasonal not dilapidated units, for sale only.

Table 3.—CHARACTERISTICS OF HOUSING FOR WARDS, BY BLOCKS: 1950—Con.

Ward	Block	All dwelling units by occupancy and tenure					All dwelling units by condition and plumbing facilities			Occupied dwelling units				Contract monthly rent <sup>1</sup>		Value <sup>2</sup> of one-dwelling-unit structures			
		Total	Owner occupied	Renter occupied	Vacant non-seasonal not dilap., for rent or sale	Other vacant and non-resident	Number reporting	No private bath or dilap.	No running water or dilap.	Total	Persons per room		Occupied by non-white	Number reporting	Average monthly rent (dollars)	Number reporting	Average value (dollars)		
											Number reporting	1.51 or more							
25	176	6	5	1					6	6							5	3,200	
	177	7	5	2					7	7							4	1,450	
	178	11	10	1					11	11							10	5,100	
	179	36	14	20	1	1			34	33	1			18	34.77	11	5,727		
	182	45	18	27					43	43	1		2	26	42.00	11	5,663		
	183	12	7	5					12	12	1			5	39.00	6	6,250		
	184	19	14	4	1				19	18	1			5	52.20	12	5,950		
	208	14	12	1	1				13	13		13		5		11	4,290		
	25	PART IN BLOCK AREA B																	
		252	4	3	1					4	4								3
253		5	3	2					5	5				1	41.33		2		
254		12	9	3					12	12				1			9	2,088	
255		86	53	28	1	2			46	71	54	10	10	57	28.52	45	4,557		
269		11	7	4	1	4			11	11	10	10	10	4	30.00	7	2,800		
270		9	8	1					9	9				1		7	4,857		
271		18	10	6	2				18	9	1			2	36.25	9	3,833		
273		15	11	4					15	8	2			1		10	3,780		
274		17	9	6		2			17	7	2			2	26.20	10	5,285		
275		10	7	3					10	4	3			1		7	5,000		
290		27	18	6	3				27	21	17	24	24	5	33.28	17	3,476		
291		14	10	4					14	14	14	14	14	7	22.33	9	2,222		
292		18	11	7					18	15	7	18	18	7	24.85	4	2,875		
293		44	14	27	2	1			43	16	6	41	40	8	43.44	11	3,854		
295		22	13	7		2			22	21	15	20	20	7	19.71	12	2,316		
296		5	2	3		2			5	5	5	5	5	1	16.33	2			
305		9	5	4					9	9	5	9	9	4	21.00	2			
306		9	5	3		1			9	9	8	8	8	3	17.00	5	3,440		
307		9	5	4					9	9	8	8	8	3	21.33	5	2,900		
308		5	1	4					5	4	4	5	5	1	15.75	1			
309		9	5	4					9	9	9	9	5	3	15.50				
310		12	4	8					12	11	11	12	12	8	21.62	4	3,500		
311		13	6	8		2			13	11	9	11	11	4	22.50	5	3,000		
320		15	5	8		2			15	13	10	13	13	7	20.14	4	5,375		
321		13	5	8		2			13	13	11	13	13	8	25.75	5	3,160		
322		8	5	3					8	7	5	8	8	3	18.33	5	2,900		
323		44	12	29	1	2			44	42	34	41	41	40	30	21.83	12	2,916	
325		29	6	20	3				26	22	10	26	26	6	32.84	2			
326		24	12	12					24	18	15	24	24	4	20.83	12	3,166		
327		4	3	1					4	2	2	4	4	1		2			
329		34	17	17					33	30	26	34	33	7	25.12	14	4,178		
330		29	13	14		2			29	25	20	27	27	7	27.37	13	3,076		
331		2							2			2	2	24	16				
332		23	14	8	1				23	15	10	22	22	9	24.88	13	5,061		
334		6	5	1					6	6	6	6	6	6	21.00	5	2,100		
335		7	3	2		2			7	6	5	5	5	4	27.25	3	5,000		
336		6	1	4		1			6	6	5	5	5	2	23.40	1			
337		4	4						4	4	3	4	4	4		4	4,250		
26		185	12	8	4				12	6	5	12	12	2	12	3	19.00	8	3,637
	186	3	3					3	1	1	3	3	3	6	4.66	3	4,666		
	187	107	66	40	1			106	33	18	106	105	7	38	39	60	5,506		
	188	16	10	6				16	1	1	16	16	1	6	44.16	10	5,100		
	189	33	17	14	2			33	7	5	31	31	5	14	37.35	15	5,280		
	194	39	13	21	2	2			39	17	5	34	34	23	40.04	8	5,862		
	195	29	17	11	1				29	15	9	28	28	3	33.40	10	4,500		
	196	10	7	2					10	9	9	9	9	2		6	5,333		
	347	20	16	4		1			20	2	2	20	20	3	44.25	14	5,921		
	348	23	19	4					23	3	2	23	23	3	48.33	18	5,711		
	349	11	4	7					11	4	2	11	11	1	11	7	21.14	4	3,625
	350	5	2	3					5	1	1	5	5	3	31.33	2			
	356	6	4	2					6	3	2	6	6	2		3	4,000		
	357	12	8	4					12	6	3	12	12	4	26.75	8	3,750		
	358	2							2			2	2	18	4				
	360	39	13	24		2			39	21	8	37	36	4	37	24	10	5,530	
	361	33	16	14		3			33	15	8	30	30	1	1	15	6	5,216	
	362	20	8	11					20	4	4	19	19	11	40.27	6	7,183		
	363	42	32	10		1			42	9	1	42	42	1	10	48.20	27	6,296	
	364	12	9	3					11	3	1	12	12	3	36.66	8	6,750		
	365	4	3			1			4	4		3	3	3	20.00	4	3,450		
	366	18	14	4					18	4	4	18	18	1	18	3	12	6,550	
	367	10	9	1					10	3	3	10	10	1		9	5,722		
	368	4	1	3					4	3	3	4	4	3	24.66	1			
	369	6	6						6	6	2	6	6	2	30.00	6			
	373	1							1			1	1	6					
	374	2							2			2	2	6					
	375	17	13	4					17	1	1	17	17	17	4	24.00	10	5,200	
	376	4	1	3					4	4	2	4	4	4	2		7	6,285	
	377	11	9	2					11	2		11	11	1					
	378	75	7	68					73	3	38	75	72	1	65	47.00	7	6,142	
	379	30	12	18					30	3	38	30	30	3	17	43.41	7	5,714	
	380	84	14	69		1			80	70	55	82	82	22	78	43.41	10	3,300	
	381	43	5	38					43	38	38	43	43	11	41	15.10	4	3,250	
	382	18	6	12					18	8	8	18	18	8	29.50	4	6,500		
	383	7	4	3					7	7	1	7	7	8	28.25	4	5,000		
	384																7	12,000	

<sup>1</sup>For renter - occupied dwelling units and vacant nonseasonal not dilapidated units, for rent.  
<sup>2</sup>For owner - occupied dwelling units and vacant nonseasonal not dilapidated units, for sale only.

HOUSING—BLOCK STATISTICS

Table 3.—CHARACTERISTICS OF HOUSING FOR WARDS, BY BLOCKS: 1950—Con.

Ward	Block	All dwelling units by occupancy and tenure					All dwelling units by condition and plumbing facilities			Occupied dwelling units			Contract monthly rent <sup>1</sup>		Value <sup>2</sup> of one-dwelling-unit structures		
		Total	Owner occupied	Renter occupied	Vacant non-seasonal not dilap., for rent or sale	Other vacant and non-resident	Number reporting	No private bath or dilap.	No running water or dilap.	Total	Persons per room		Occupied by non-white	Number reporting	Average monthly rent (dollars)	Number reporting	Average value (dollars)
											Number reporting	1.51 or more					
26	387	3		3		3	3	3	3	3	2	3	3	30.00			
	388	9	6	2	1	9			8	8	8	2	2		6	4,666	
	389	10	5	5		10	4	1	10	10	4	10	5	21.80	4	4,400	
	390	2															
	391	5	3		2	5	3		3	3		1	2		2		
	392	27	5	21	1	26	4		26	25	4	15	19	33.36	2		
	393	32	8	23	1	32	16	8	31	31	4	4	23	42.73	3	7,000	
	394	43	3	38		43	34	33	41	41	2	26	38	23.39	3	5,666	
	395	76	6	69	1	74	67	62	75	74	21	67	67	18.58	3	5,666	
	396	5	1	3		5	3		4	4	1	1	3	17.66	4	3,025	
	397	26	2	24		26	7	2	26	26	7	9	24	30.25	1		
	398	14	3	10		13	8		13	13	4		10	25.60	1		
	399	16	4	11		15	7	3	15	14		2	11	29.45			
	400	19	7	12		18	9	8	19	19	2	8	12	18.75	3	6,000	
	402	43		42	1	43	2	1	42	42	18	2	43	21.30			
	403	6	4	2		6	3		6	6	1		2		3	6,000	
	404	10		8		10	5		10	10			8	30.87	1		
	405	16	2	14		16	3	1	16	16	1		8	40.37	8	4,375	
	406	23	2	21		23	12	10	23	23	1	7	21	24.61	1		
	407	26	6	20		26	21	16	26	26	6	19	19	17.00	5	2,560	
408	48	8	40		47	47	42	48	48	13	46	40	18.12	4	2,500		
409	2																
411	18	6	12		17	8		18	17	7	1	10	22.90	2			
412	7	2	5		7	2		7	7	1		5	34.40				
413	7		7		7	5	2	7	7	1		7	30.71				
27	414	72	26	45	1	61	16	10	71	67	8	8	40	41.02	13	8,630	
	512	20	3	17		19	2		20	19	1	13	60.23	2			
	513	6	3	3		6	1	1	6	6		1	1		3	9,333	
	517	22	10	12		20	2		22	20	2	11	34.90	6	9,333		
	518	22	1	20		20	5		21	21	5	17	43.47	1			
	523	157	31	121	2	147	60	27	152	150	22	32	117	37.52	16	9,368	
	524	28	6	22		28	25	24	28	28	5	26	22	23.27	1		
	525	27	5	22		27	27	25	27	27	6	26	22	29.45	3	1,233	
	526	42	4	37		39	39	39	41	41	13	40	36	12.33	4	1,350	
	527	19	3	15		18	18	18	18	18	3	18	15	19.00	3	3,333	
	28	153	10	9	1	10	4		9	9	3	9	10	34.40	10	3,950	
		154	21	9	10	1	20	7	4	19	19	6	19	10		7	3,142
		155	18	16	1		17	8	3	17	17	1	17	1		15	4,233
156		17	15	1		17	8	2	15	15	2	15	14	43.42	14	4,342	
157		37	22	15		36	14	3	37	37	8	37	14	31.14	19	3,905	
158		159	78	72	3	151	132	94	150	150	32	149	71	23.39	70	3,052	
159		33	16	17		33	9	3	33	33	10	32	15	28.73	16	3,081	
160		31	9	22		31	9	2	31	31	6	31	22	29.31	9	3,177	
161		6	5			6	2		5	5	1	4	4		5	3,120	
162		135		68	67	134			68	68	2	68	135	34.81			
352		15	6	9		15	13	10	15	15	3	15	9	19.88	6	3,083	
353		26	13	12		26	23	20	25	25	5	25	10	27.70	12	2,941	
354		24	14	8	1	24	21	18	22	22	8	22	8	30.00	14	3,150	
355		8	6	2		8	5	5	8	8	3	8	2		6	3,100	
415		10	6	4		10	8		10	8	4		4	73.75	6	8,666	
416		80	40	39		80	15		79	77	2	38	23	42.68	23	6,552	
417		22	11	11		21	4		22	22	2	9	9	40.22	8	7,412	
418		21	13	7		21	6		20	19	1	7	7	43.57	8	7,250	
419		22	16	5		22	6		21	21	1	5	4	42.00	9	7,644	
420	10	5	3	2	10	1		8	8	1	5	5	53.20	4	7,950		
421	11	3	8		11	2	2	11	11		6	6	44.66	1			
422	21	11	10		21	2		21	21		10	10	52.70	10	7,730		
423	15	10	4		15	1		14	14	4	4	4	34.50	8	8,262		
424	26	11	13	2	26	5		24	24	14	14	14	47.28	7	7,900		
425	22	11	11		22	2		22	22	1	11	11	41.90	5	7,300		
426	25	16	8	1	25	5		24	24	9	9	9	42.66	13	8,007		
427	35	22	13		34	5	1	35	35	1	13	13	38.92	13	9,038		
428	16	7	9		15	1		16	16		9	9	59.00	2			
429	29	11	17	1	29	5	1	28	28	1	18	8	42.94	8	9,687		
430	20	12	8		20	3	3	20	20	1	7	7	56.42	11	8,454		
431	21	13	8		21	4		21	21		8	8	53.87	9	9,666		
29	PART IN BLOCK AREA A																
	99	8	2	5	1	8	3	2	7	7	3	7	5	33.20	3	4,600	
	100	11	6	5		10	8	1	11	11	2	11	5	20.40	5	3,520	
	101	6	6			6	4		6	6	1	6	6		6	3,066	
	102	11	7	1	3	10	3		8	8	1	1	1		9	4,322	
	103	9	8	1		9	1		9	9	1	1	1		8	5,087	
104	46	25	19	2	46	3		44	43	3	44	19	34.57	27	4,607		
109	9	4	4		9	2	2	8	8		4	4	38.75	3	7,166		
29	PART IN BLOCK AREA B																
	192	400	67	276	57	399	94	2	343	342	5	319	27.76	65	6,984		
	196	11	7	4		11	1	1	11	11		4	4	41.25	5	3,740	
	236	17	8	8		16	4	1	16	16	3	8	8	46.25	7	3,057	
	237	4	2	1		4	1		3	3		1	1		1		
241	3	3			3	2	2	3	3		3	3		3	3,333		

<sup>1</sup>For renter - occupied dwelling units and vacant nonseasonal not dilapidated units, for rent.  
<sup>2</sup>For owner - occupied dwelling units and vacant nonseasonal not dilapidated units, for sale only.

Table 3.—CHARACTERISTICS OF HOUSING FOR WARDS, BY BLOCKS: 1950—Con.

Ward	Block	All dwelling units by occupancy and tenure					All dwelling units by condition and plumbing facilities			Occupied dwelling units			Contract monthly rent <sup>1</sup>		Value <sup>2</sup> of one-dwelling-unit structures	
		Total	Owner occupied	Renter occupied	Vacant non-seasonal not dilap., for rent or sale	Other vacant and non-resident	Number reporting	No private bath or dilap.	No running water or dilap.	Total	Persons per room		Number reporting	Average monthly rent (dollars)	Number reporting	Average value (dollars)
											Number reporting	1.61 or more				
29	245	3	3						3	3	1				3	2500
	246	4	4						6	6					4	3125
	247	7	1	2					7	7					4	
	2476	33	17	13	1	2	32	13	11	30	30	5	40.83	16	3250	
	2477	18	12	5	1		18			17	17		36.00	11	3090	
	2479	11	11				14			13	13		48.33	10	7180	
	2480	31	10	5	18		31			13	13		37.50	25	7572	
	2481	29	29				29			29	29			29	7203	
	2482	23	23				26			25	25			24	7495	
	2483	60	46	8	5	1	60	1	1	54	54	1	54.45	43	6560	
	2484	18	16	2			17			18	17			16	6531	
	2485	22	21	1			22			22	22			21	6380	
	2486	19	16	1		2	19			17	17			18	8000	
	2487	24	16	7		1	24	4	1	23	23			15	5886	
	2489	37	13	16	7	1	34	11	7	29	28	5	52.14	12	4541	
	2497	3	1	2			3	3	1	3	3			2	6	
	2498	8	8				7	3	3	8	8			2	2183	
	2499	7	7				7	6	4	7	7			7	2700	
	2500	9	6			2	9	6	3	6	6			5	2240	
	2501	6	5	1		2	6	6	4	6	6			5	1740	
	302	10	5	2	1	2	10	10	9	7	7			2	4	
	303	11	8	3			11	11	5	11	10	1		3	1725	
	304	17	10	6		1	17	16	13	14	14			6	3612	
	312	17	7	8	1	1	17	16	14	15	14			9	2937	
	313	13	9	4			13	12	8	13	13			4	2957	
	314	8	5	2	1		8	8	9	7	7			1	3244	
	316	1													5	
	338	17	8	9			17	17	14	17	17	3	49.37	8	1587	
	339	12	8	4			12	12	11	12	12			4	1825	
	340	10	6	4			9	9	7	10	10			4	3175	
	341	7	6	1			7	7	4	7	7			1	2466	
	342	6	2	4			6	5	5	6	6			4	2	
	343	12	6	6			12	12	11	12	12			6	1560	
	344	4	3	1			4	4	4	4	4			1	1300	
	345	5	3	1	1		5	5	5	4	4			2	600	
	346	20	5	7	8		19	11	8	12	11	12	28.64	5	2260	
	30	110	20	11	9		19	4	1	20	20	2		8	10	7920
		111	18	14	4		18			18	15			4	14	7750
		112	20	14	6		20	1	1	20	16			4	13	8300
		113	18	14	4		18	3	1	18	17			4	11	8072
		114	19	15	4		19			19	16			4	12	8300
		115	16	13	2	1	16			15	13			2	12	8833
		116	24	17	7		24	5	1	24	24			7	15	8793
		117	25	15	9	1	25	3	1	24	24			10	11	11090
		118	27	24	3		27	3	2	27	27			3	21	9628
119		22	15	4		22	1	1	19	18	1		4	13	8923	
120		22	16	6		22			22	22			6	15	11400	
121		20	19	1		20			20	19			1	18	8111	
122		29	25	3	1	29			28	28			3	24	9504	
123		5	2	2	1		3			4	1			2	1	
130		18	15	2		1	17	1	1	17	16			14	10000	
131	19	11	8			19			19	17			6	6583		
132	35	17	17		1	33	4	4	34	32	4		16	4975		
133	29	20	9			29	6	6	29	28			9	5300		
134	18	9	9			18	8	4	18	18			9	5133		
31	124	12	4	8		10			12	12			7	3	8333	
	125	46	29	16	1	44	6	3	45	44	1		16	21	13523	
	126	22	14	8		22			22	22			7	9	20055	
	127	31	21	9	1	30		1	30	30			7	17	12152	
	128	12	9	3		12	2		12	12			3	5	15000	
	129	37	18	19		37	3	1	37	37			17	9	11277	
	135	69	36	29	3	62		1	65	60	1		27	27	8288	
	136	45	26	12	7	37			38	38			12	28	8400	
	137	26	18	8		22			26	26			8	16	8875	
	138	10	7	3		10			10	10			3	7	10428	
	139	11	10	1		11			11	11			1	9	11433	
	140	4	4			4			4	4				4	7175	
	141	18	15	2		1	16			17	17			3	7333	
	142	30	25	5		1	26			30	29			5	5420	
	143	37	31	4		2	32			35	34			3	6566	
144	20	19	1			20	1	1	20	20			1	15		
145	5	3	2			5			5	5			3	2		
146	25	22	3			25			25	25			3	3		
147	37	34	3			35			37	35			2	2		
148	16	16				13			16	16			2	13		
149	33	28	4	1		32			32	32	1		4	28		
150	27	21	6			27		2	27	27			6	18		
151	9	7	2			9			9	9			2	5		
152	17	17				13			17	17			1	17		
451	40		38	1	1	28			38	38			39	4110		
32	PART IN BLOCK AREA A															
	20	1														

<sup>1</sup>For renter - occupied dwelling units and vacant nonseasonal not dilapidated units, for rent.  
<sup>2</sup>For owner - occupied dwelling units and vacant nonseasonal not dilapidated units, for sale only.

HOUSING—BLOCK STATISTICS

Table 3.—CHARACTERISTICS OF HOUSING FOR WARDS, BY BLOCKS: 1950—Con.

Ward	Block	All dwelling units by occupancy and tenure					All dwelling units by condition and plumbing facilities			Occupied dwelling units			Contract monthly rent <sup>1</sup>		Value <sup>2</sup> of one-dwelling-unit structures			
		Total	Owner occupied	Renter occupied	Vacant non-seasonal not dilap., for rent or sale	Other vacant and non-resident	Number reporting	No private bath or dilap.	No running water or dilap.	Total	Persons per room		Occupied by non-white	Number reporting	Average monthly rent (dollars)	Number reporting	Average value (dollars)	
											Number reporting	1.51 or more						
32	447	49	39	10														
	448	80	53	24														
	449	36	22	13	3													
	450	25	10	14	1	1												
	451	31	23	7	1													
	452	2																
32	PART 'N BLOCK AREA C																	
	1	44	9	14	19	2	44	21	19	23	23	3	23	14	7	9	3,655	
	2	44	20	7	20	1	45	21	19	27	27	1	23	14	7	9	3,655	
	3	43	16	7	20	1	41	21	19	27	27	1	23	14	7	9	3,655	
	4	178	81	86	7	4	173	35	19	67	67	14	50	88	80	9	4,502	
	5	21	9	11	1		21	16	15	20	20	1	19	11	9	7	5,766	
	6	16	7	8	1		16	12	4	15	15	1	13	9	7	7	4,471	
	7	26	11	11	1		26	15	4	24	24	1	19	6	6	6	4,884	
	8	43	11	10	1	1	43	12	4	41	41	1	19	11	11	11	4,229	
	9	43	11	10	1		43	12	4	41	41	1	19	11	11	11	4,444	
	10	28	14	13	1		28	6	6	27	27	1	14	14	14	14	5,907	
	11	33	4	27	2		33	9		31	31	1	29	7	4	4	5,625	
	12	10		8			10	9		10	10		7	7	2	2	5,500	
	13	16		11	3		16	13		13	13		14	14	14	14	5,678	
	14	14	2	10	1	1	13	13		12	12	1	11	11	11	11	5,500	
	33	442	27	8	19													
		443	33	22	10	1												
		444	17	1	15	3												
445		45	20	22	3													
446		65	41	23	1													
447		34	23	9	1	1												
448		14	13	1														
449		7	6	1														
450		13	8	4		1												
451		14	10	4														
452		11	11															
453		6	5			1												
34	434	30	14	16														
	435	32	15	17														
	436	53	36	17														
	437	56	32	24														
	438	14	7	7														
	439	9	4	5														
	440	23	13	9														
	441	43	20	21		1												
	442	38	24	14														
	443	39	20	19														
	444	19	13	6														
	445	31	20	10		1												
35	PART IN BLOCK AREA A																	
	468	46	34	12														
	469	24	18	6														
	470	53	44	9														
	471	21	17	4														
	472	24	20	4														
	473	8	8															
	474	16	6	10														
	475	40	31	8		1												
	476	19	18	1														
	477	64	45	19														
	478	40	31	9														
35	PART IN BLOCK AREA C																	
	4	7	4	3														
	479	30	26	4														
	480	76	55	20		1												
	481	40	38	11		1												
	482	42	35	7														
36	475	30	26	4														
	477	76	55	20		1												
	478	40	38	11		1												
	479	42	35	7														
	480	31	24	7														
	481	47	38	8		1												
	482	20	14	6														
	483	20	16	4														
37	432	31	11	20														
	433	31	11	20														

<sup>1</sup>For renter - occupied dwelling units and vacant nonseasonal not dilapidated units, for rent.  
<sup>2</sup>For owner - occupied dwelling units and vacant nonseasonal not dilapidated units, for sale only.



Table 3.—CHARACTERISTICS OF HOUSING FOR WARDS, BY BLOCKS: 1950—Con.

Ward	Block	All dwelling units by occupancy and tenure					All dwelling units by condition and plumbing facilities			Occupied dwelling units				Contract monthly rent <sup>1</sup>		Value <sup>2</sup> of one-dwelling-unit structures	
		Total	Owner occupied	Renter occupied	Vacant non-seasonal not dilap., for rent or sale	Other vacant and non-resident	Number reporting	No private bath or dilap.	No running water or dilap.	Total	Persons per room		Occupied by non-white	Number reporting	Average monthly rent (dollars)	Number reporting	Average value (dollars)
											Number reporting	1.51 or more					
37	433	33	10	22	1				32	32			23	48.91	4	9,375	
	480	46	22	24		33	1		46	46	1		24	52.00	13	10,615	
	481	40	22	18		40	3		40	40			18	48.55	13	11,269	
	482	35	25	7	2	1	35	4		32	32	1	6	43.16	22	10,750	
	486	16	8	8			16	2		16	16		8	40.12	5	8,620	
	487	18	13	5			18	2		18	18		5	53.00	11	7,090	
	488	13	5	7		1	12			12	12	1	7	38.57	5	8,720	
	499	15	10	5			15	1		15	15		5	53.00	9	8,422	
	500	15	6	9			15	4		15	15	2	8	56.50	4	8,375	
	501	1															
	504	16	6	10			16			16	16		10	54.20	4	14,250	
	505	11	10	1			11			11	11		1		10	8,750	
	506	18	10	8			17	2		18	18		8	46.00	8	9,687	
	507	9	7	2			7			9	9		2		4	11,750	
	508	11	7	4			11	1		11	10		3	53.33	1		
509	20	6	12	1	1	20			18	18	1	13	44.84	2			
38	483	59			59	59			25	25			59	59.86			
	484	27	6	19	2	26	2		25	25		20	62.30	7	10,357		
	485	14	8	6		14	1		14	14		6	32.00	6	10,166		
	502	13	9	4		13			13	12		3	65.00	7	12,000		
	503	12	9	2	1	12			11	11		1		7	12,285		
	510	24	10	13	1	24	1	1	23	23	1	13	37.23	5	8,800		
	511	55	17	37	2	53	2		54	54		35	45.51	8	13,625		
	514	89	12	75	1	85	2	1	87	85	2	1	75	67.58	6	10,833	
	515	7		7		7			7	7		1	6	47.50			
	519	18	4	14		16	6		18	18	1	14	42.21	3	13,000		
	520	54	18	34	1	53	10	7	52	52	3	6	34	37.70	10	9,220	
	521	46	20	25	1	46	12	8	45	44	3	7	20	32.50	9	10,055	
	522	19	4	14	1	19	6	1	18	18	1		14	40.35	3	7,833	
	39	645	38	3	32		35	33	4	35	35	17	10	30	26.80	1	
		646	14	3	10		11	5	1	13	12	2	4	8	36.37	1	
647		58	16	42		49	18	3	58	52	3	2	38	36.28	6	11,166	
702		94	8	82		82	49	23	90	85	11	74	75	26.32	5	7,600	
703		42	9	33		38	16	4	42	42	3	15	31	37.03	2		
723		48	13	35		48	13	4	48	47	7	4	33	36.81	5	9,700	
724		54	19	35		53	30	20	54	54	6	40	35	23.22	19	6,421	
752		22	29	86	4	122	42	33	115	115	20	29	85	30.41	17	7,617	
754		25	6	19		22	7	1	25	23	5		17	38.88	1		
756		13	3	10		13			13	13	3		10	37.90	2		
40		616	84	9	75		84	45	5	84	84	3	59	75	21.40	5	6,800
		648	79	17	59	3	77	35		76	76	6		60	36.33	6	8,666
		649	11	3	8		11			11	10		8	60.75	2		
		650	57	21	36		46	4	4	57	53	1	33	32.78	6	6,000	
		651	36	15	20		33	4	4	35	33		18	70.44	7	6,214	
	687	16	7	9		16	4		16	16	1	9	36.44	5	6,000		
	688	39	8	30		39	14	1	38	38	2	31	35.56	5	9,360		
	691	47	14	33		47	18	3	47	47	4	37	24.93	11	7,272		
	699	45	13	30		44	26	1	43	43	5	43	29	16.51	10	6,150	
	700	59	5	53		58	53	10	58	58	11	57	51	23.56	3	6,000	
	701	32	4	27		20	11		31	30	2	15	27	30.74	2		
	725	65	1	64		58	45	1	65	64	10	61	64	21.98			
	726	42	4	38		33	28		42	41	4	40	38	23.92	4	5,500	
	727	53	8	45		40	30	2	53	53	4	52	45	25.11	6	3,016	
	728	12	4	8		12			12	12	1	12	8	26.37	2		
751	179	11	161	1	169	152	111	172	167	51	171	160	19.48	9	3,533		
41	652	45	25	19	1	37	6		44	41	2	3	19	46.36	17	8,500	
	653	36	23	13		34			36	35		11	43.72	15	8,866		
	654	20	12	8		20	2		20	20		6	49.83	7	7,285		
	683	29	7	21	1	29	8	3	28	27	4	15	22	30.59	3	6,666	
	684	32	20	12		31	5		32	32	2	12	41.16	12	7,583		
	685	14	8	6		13			14	13		6	47.00	5	6,340		
	686	23	8	15		22	7		23	23	2	14	35.85	6	10,000		
	692	42	19	23		41	5	3	42	42	11	41	22	26.68	18	4,500	
	694	9	6	3		9			9	9		9	3	44.00	6	5,816	
	695	20	6	14		20	9	3	20	20	3	20	14	25.57	6	8,000	
	696	19	10	9		18			19	19	4	19	9	29.55	9	5,200	
	697	19	11	8		18	4	2	19	19	1	18	8	25.87	10	4,480	
	698	33	11	22		33	12	3	33	33	2	31	19	25.63	9	5,833	
	729	54	15	39		51	28	17	54	54	12	54	36	24.72	11	5,272	
	730	40	4	36		37	33	17	40	39	8	40	35	21.74	3	2,833	
731	46	10	36		45	36	28	46	46	16	46	36	20.77	8	3,925		
751	139	35	101	2	138	106	43	136	136	25	136	99	25.53	33	3,809		
884	67	22	45		67	31	13	67	66	12	67	45	26.44	18	4,427		
42	753	21	8	12		21	15	4	20	19	1	10	42.20	5	5,540		
	754	31	9	22		31	12	6	31	31	5	21	30.00	4	5,825		
	755	50	8	42		50	39	30	50	49	11	26	25.59	2			

<sup>1</sup>For renter - occupied dwelling units and vacant nonseasonal not dilapidated units, for rent.  
<sup>2</sup>For owner - occupied dwelling units and vacant nonseasonal not dilapidated units, for sale only.

HOUSING—BLOCK STATISTICS

Table 3.—CHARACTERISTICS OF HOUSING FOR WARDS, BY BLOCKS: 1950—Con.

Ward	Block	All dwelling units by occupancy and tenure					All dwelling units by condition and plumbing facilities			Occupied dwelling units			Contract monthly rent <sup>1</sup>		Value <sup>2</sup> of one-dwelling-unit structures		
		Total	Owner occupied	Renter occupied	Vacant non-seasonal not dilap., for rent or sale	Other vacant and non-resident	Number reporting	No private bath or dilap.	No running water or dilap.	Total	Persons per room		Number reporting	Average monthly rent (dollars)	Number reporting	Average value (dollars)	
											Number reporting	1.51 or more					Occupied by non-white
42	7556	12	1	10	1	12	9	4	11	11	3	10	328.0				
	8554	13	6	7		13	7	5	13	3	6	380.0					
	8555	12		7		12	5	5	12	1	7	375.7					
	8556	16	2	4	1	16	3	2	16	1	1	46	356.9	16	8,156		
	8557	11	8	3		11			11	1	3	3	516.6	6	7,500		
	8558	13	10	3		13	19	6	13	3	4	23	382.6	7	7,457		
	8559	15	10	5	2	15	13	3	15	4	3	28	381.4	9	7,777		
	8600	13	10	3	1	13	5	3	13	3	3	2	370.0	10	8,750		
	8601	19	13	6		19	11	4	19	2	1	8	432.8	15	7,993		
	8602	13	10	3		13	10		13	4	1	4		7	5,500		
	43	PART IN BLOCK AREA A															
		6555	28	17	11		28			28	26		11	453.6	11	9,581	
		6556	27	10	17		27	2		27	27		17	511.7	6	7,500	
		6557	31	11	20		31			31	31		12	585.8	14	12,785	
		6558	36	12	24		36	2		36	36		11	481.8	20	12,575	
6559		26	17	9		26			26	26		15	674.6	6	11,666		
6600		29	17	12		29			29	29		2	493.3	2	11,640		
6601		20	17	3		20	1	1	20	20		3	493.3	11	11,900		
6602		74	58	16	3	74	5	2	74	73	2	18	477.2	28	9,732		
6603		22	18	4		22			22	21		2	370.0	15	7,993		
6604		15	9	6		15	6	2	15	13	1	9	203.3	5	10,204		
6605		6	6			6			6	6		5	330.0	2	3,300		
6706		38	14	24	1	38	26	10	37	37	3	15	289.3	18	2,855		
6707		44	14	30		44	23	19	45	45	3	31	206.1	13	3,546		
6708		58	19	39	1	58	68	27	53	53	3	51	299.8	34	6,165		
6709	68	35	33	1	68	39	27	66	66	3	51	270.7	12	3,091			
6710	11	3	8		11	8	1	11	11		8	226.2	3	3,266			
6711	74	7	67	2	74	7	3	71	70	2	7	354.2	1	3,542			
6712	46	4	42		46	16	6	45	45	2	4	319.1	2	3,191			
6801	68	4	64	1	68	6	6	67	67	1	4	301.8	2	3,018			
6802	36	2	34		36	3	3	35	35	1	2	314.2	2	3,142			
6803	28	2	26		28	13	13	28	28	1	2	286.1	2	2,861			
6804	27	11	16	2	27	18	11	25	25	6	16	322.5	10	3,560			
6805	21	13	8		21	13	4	21	21	8	8	267.5	11	3,345			
6806	28	18	10		28	18	10	28	28	5	4	175.0	14	2,622			
6807	26	16	10	1	26	17	5	25	25	4	1	253.0	1	2,530			
6808	21	10	11	1	21	17	2	20	20	4	9	184.4	9	2,755			
6809	29	11	18		29	20	6	28	28	1	12	233.6	14	2,964			
6810	28	11	17	2	28	8	10	27	27	1	2	207.5	4	2,180			
6811	44	12	32	5	44	33	12	38	37	11	3	238.3	6	2,066			
6812	15	10	5		15	11	8	15	15	4	10	169.0	4	3,250			
821	18	6	12		18	16	13	17	17	7	17	206.3	4	3,125			
822	19	9	10		19	12	4	19	19	4	19	208.5	7	2,457			
823	9	5	4		9	6	3	9	9	3	4	180.0	4	3,000			
824	12	2	10	1	12	7	2	11	11	2	3	226.6	5	3,020			
825	11	2	9		11	8	3	11	11		2	338.8	3	3,388			
826	16	3	13		16	13	3	14	14	8	13	86.1	3	2,000			
827	34	3	31		34	14	3	33	32	10	31	280.3	3	2,803			
828	9	5	4		9	7	2	8	8	4	4	267.5	4	2,500			
829	19	7	12		19	11	1	19	19	6	19	320.0	7	2,771			
830	37	5	32	1	37	33	9	36	36	11	36	167.5	5	3,540			
831	15	8	7		15	7	2	15	15	5	7	190.0	8	2,837			
832	11	5	6		11	8	7	11	11	1	6	195.0	5	2,960			
833	14	7	7		14	13	7	14	14	3	7	227.1	2	2,780			
834	11	3	8		11	10	6	11	11	9	5	256.0	5	2,560			
835	8	5	3		8	4	3	8	8	2	3	376.6	4	2,750			
836	17	9	8	1	17	11	1	16	16	5	5	278.0	8	2,875			
837	11	6	5	1	11	5	1	10	10	2	4	275.0	4	4,750			
838	26	10	16		26	20	3	26	26	6	15	231.3	7	2,628			
840	15	8	7		15	4	1	13	11	2	7	310.0	7	3,714			
846	38	3	35	2	38	37	2	36	36	18	35	315.7	3	3,833			
847	25	9	16		25	14	5	24	24	8	14	246.4	9	3,055			
848	29	17	12		29	20	16	29	29	7	12	210.0	12	3,558			
849	25	17	8		25	19	7	25	25	1	25	204.0	9	2,866			
43	PART IN BLOCK AREA C																
	21	8	3	4		8	7	6	7	7	3	7	222.5	2			
	22	29	10	19	1	29	22	14	28	28	7	28	266.4	9	3,100		
	23	17	6	11	1	17	16	14	16	16	5	16	259.0	4	2,625		
	24	9	7	2		9	7	5	9	9	9	2	301.4	7	3,014		
	25	23	16	7	1	23	20	16	22	22	15	7	268.5	11	2,981		
	26	11	5	6		11	10	10	10	10	3	9	276.0	5	2,620		
	27	49	29	20	1	49	45	33	49	48	10	34	198.9	11	2,754		
	28	2	2			2	6	6	2	2	2	1	392.5	4	3,925		
	29	2	2			2	6	6	2	2	2	1	392.5	4	3,925		
	30	1	1			1	1	1	1	1	1	1	392.5	4	3,925		
	44	PART IN BLOCK AREA A															
		6602	15	13	2		14	2		15	15	7	2	602.8	11	19,727	
		6603	22	13	9	1	22	2		21	21		7	11,666	9	11,666	
		6604	12	8	4		12	9	4	12	10	2	2	220.0	4	2,200	
6605		22	21	1		21			22	22		1	15,928	21	15,928		
6606		24	19	5		24	6	1	24	24	4	4	675.0	19	14,842		
6607		6	3	3		6	6	1	5	5	1	5	220.0	2	2,200		
6608		30	23	7	1	30	1		28	28	1	6	536.6	20	11,775		
6609		24	21	3		24	24		24	24	1	3	660.0	20	12,300		

<sup>1</sup>For renter - occupied dwelling units and vacant nonseasonal not dilapidated units, for rent.  
<sup>2</sup>For owner - occupied dwelling units and vacant nonseasonal not dilapidated units, for sale only.

Table 3.—CHARACTERISTICS OF HOUSING FOR WARDS, BY BLOCKS: 1950—Con.

Ward	Block	All dwelling units by occupancy and tenure					All dwelling units by condition and plumbing facilities			Occupied dwelling units				Contract monthly rent <sup>1</sup>		Value <sup>2</sup> of one-dwelling-unit structures	
		Total	Owner occupied	Renter occupied	Vacant non-seasonal not dilap., for rent or sale	Other vacant and non-resident	Number reporting	No private bath or dilap.	No running water or dilap.	Total	Persons per room		Number reporting	Average monthly rent (dollars)	Number reporting	Average value (dollars)	
											Number reporting	1.51 or more					Occupied by non-white
44	734	12	2	10		12	8	6	12	12	2	12	9	23.55	2		
	735	37	14	21	2	35	19	8	35	34	2	31	21	28.85	13	6.853	
	736	20	12	8		20	13	7	20	20	2	20	8	20.25	11	3.490	
	737	6	3	3		6	5	3	6	6	2	6	3	9.33	2		
	738	7	1	6		7	3	3	7	7	1	6	5	22.00	1		
	739	16	12	4		16	9	5	16	16	2	14	3	13.33	12	3.408	
	740	7	1	6		7	6	1	7	7	1	7	6	24.33	1		
	741	7	5	2		7	7	2	7	7	1	6	2		4	2.300	
	743	7	3	4		7	7	2	7	7	2	4	4	20.00	1		
	841	5	4	1		5	3	3	5	5	1	4	1		3	2.666	
842	7	6	1		7	7	3	7	7	1	6	1		6	2.833		
844	3	2	1		3	2	2	3	3	1	3	7	30.71	2			
845	7	7	7		7	7	7	7	7	7	7	7		7			
44	PART IN BLOCK AREA C																
	15	125	78	44	2	1	122	61	57	122	122	10	63	41	41.17	64	8.401
	16	19	13	5		1	19	1	1	18	18		1	5	91.00	13	10.384
	17	31	26	5			31			31	31			5	70.20	22	12.340
	19	18	14	17	1		17	12	4	17	17		17	18	30.00		
20	310	14	39	256	1	306	4	4	53	52	1	2	290	56.89	8	18.500	
45	31	11	3	7		1	10	2	45	10	10	17	61	7	33.14	1	3.652
	32	79	32	45	2		72	56	45	77	76		38	23.34	23	3.652	
	34	20	20				20			20	20				19	17.184	
	35	11	7	1	3		11			8	8			1	9	8.133	
	37	13	7	6			12			13	13			6	6	13.333	
	38	16	9	6	1	3	16			15	15			6	6	13.116	
	39	101	72	23	5	1	100	5	4	95	94	1	2	21	69	12.089	
	40	36	23	5	3	3	36	2	1	28	28	1	5	5	24	8.666	
	41	10	8			1	10			8	8				7	7.857	
	42	11	8			2	10			8	8				9	10.011	
	43	11	8	1	2	1	11			9	9			1	9	9.555	
	44	8	6	2	3	1	8			8	8			2	4	11.325	
	45	15	11	3	3	1	15			14	14			3	11	8.754	
	46	4	2	2			3			4	4			2	2	7	11.357
	47	12	6	6			12			12	12			3	5	54.33	
52	6	6				6			6	6				6	21.500		
53	17	14	2			17			16	16			1	14	9.528		
54	30	25	4		4	30			25	25	1		26	26	10.161		
55	14	5	8		1	14		1	5	5			1	11	7.090		
60	5	3			2	5			3	3				5	8.280		
61	2					2											
62	18	16	1		1	18		1	17	17			1	16	8.312		
63	9	7	1		1	9			8	8			1	5	11.200		
64	24	20	1		2	24		1	21	21			1	21	10.300		
65	5	5				5			5	5				5	10.800		
66	4	4				4			4	4				4	10.625		
70	12	12				12			12	12				11	15.909		
45	PART IN BLOCK AREA A																
	800	18	8	10		16	15	15	18	16	6	5	9	22.66	6	1.016	
801	131	79	45	7		125	6	4	124	122	6	7	46	54.71	74	8.727	
46	PART IN BLOCK AREA C																
	33	18	8	9	1	18			17	17	1		10	60.90	7	10.328	
	48	15	12	6	1	15			14	14			2	12	8.808		
	49	18	12	6		18		2	18	18		1	6	68.33	11	8.100	
	50	12	11	1		12			12	12			1	10	8.750		
	51	8	7	1		8			8	8			1	7	6.885		
	67	37	28	7	1	1	37		1	35	35			6	28	8.071	
68	35	29	5		1	35			34	34			4	30	8.543		
69	28	25	1		2	28			26	26			1	27	9.644		
47	PART IN BLOCK AREA A																
	802	3	2	1		3		2	3	3			2	1	1		
	803	1				1			1	1					2		
	807	3	2	1		3		2	3	3			2	1	1		
	808	4	3	1		4			4	4			2	2	8	2.400	
	810	17	10	7		17	12	8	17	17			17	18.28	8	2.680	
	811	14	10	4		14	10	5	14	14			14	10.50	10	2.680	
	812	9	7	2		9	6		9	9			5	3	6	3.000	
	813	12	8	4		12	7		12	12			12	2	8	2.775	
	814	11	8	3		11	2		11	11			11	2	10	3.890	
	815	11	7	4		11	2	2	11	11			11	4	7	3.071	
	816	15	11	3		15	9	4	14	14	1	13	3	20.66	10	3.070	
	817	8	7	1		8	8		8	8			1	6	6	2.600	
	819	48	27	20	1	48	36	7	47	47	13	10	18	21.44	23	2.847	
	850	21	9	1	9	1	21			12	12			11	6	2.833	
855	10	9	1		10	10		10	10				1	9	1.700		
855	1				1												
855	1				1												
866	26	13	13		24	1		26	26	1		12	34.25	12	4.733		
866	36	19	17		33	2		36	36			17	36.64	17	5.770		
866	58	31	27		49	6		58	57	3		27	37.62	29	6.944		

<sup>1</sup>For renter - occupied dwelling units and vacant nonseasonal not dilapidated units, for rent.  
<sup>2</sup>For owner - occupied dwelling units and vacant nonseasonal not dilapidated units, for sale only.

HOUSING—BLOCK STATISTICS

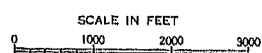
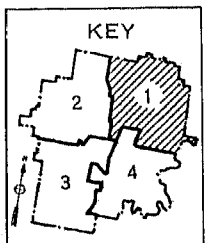
Table 3.—CHARACTERISTICS OF HOUSING FOR WARDS, BY BLOCKS: 1950—Con.

Ward	Block	All dwelling units by occupancy and tenure					All dwelling units by condition and plumbing facilities			Occupied dwelling units			Contract monthly rent <sup>1</sup>		Value <sup>2</sup> of one-dwelling-unit structures		
		Total	Owner occupied	Renter occupied	Vacant non-seasonal not dilap., for rent or sale	Other vacant and non-resident	Number reporting	No private bath or dilap.	No running water or dilap.	Total	Persons per room		Occupied by non-white	Number reporting	Average monthly rent (dollars)	Number reporting	Average value (dollars)
											Number reporting	1.51 or more					
47	869	32	22	10		29			32	31			10	368.0	19	721.5	
	870	18	12	6		17	2		18	17			6	658.3	10	836.0	
	872	13	7	6		7	5		13	13	2	1.1	3	226.6	7	250.0	
	873	7	5	2		7	5		7	7	1	1.5	2		4	175.0	
	874	23	16	5	2	21	17		21	21	4	2.0	6	245.0	16	263.1	
	876	46	26	20		45	8		46	46	1		1.9	421.5	15	870.0	
	877	28	18	10		28	7		28	28			1.0	480.0	15	770.0	
	878	40	23	15	1	40	6	1	38	35	1		1.5	349.3	19	814.7	
	883	54	13	39		53	9		52	51	1	2	3.9	487.1	8	1156.2	
	886	19	13	4	2	19	5		17	17	3	1.6	3	363.3	14	624.2	
47	PART IN BLOCK AREA C																
	30	13	5	7	1	12	5	4	12	10	2	1	6	373.3	2		
48	758	70	25	43		68	25	7	68	68	11		39	319.7	18	480.5	
	791	12	1	11		12	9	9	12	12	3		10	232.0	1		
	792	14	6	8		14	4		14	14	3		8	362.5	3	533.3	
	793	10	4	6		10	8	6	10	10	1		5	270.0			
	794	40	7	31		40	32	30	38	38	7		28	250.0	4	572.5	
	795	71	45	24	1	66	64	48	69	64	23	6.9	23	173.4	41	264.6	
	796	4	2	2		4	3	3	4	3			2		2		
	797	34	8	23	3	34	33	27	31	30	9	2.4	23	154.7	6	268.3	
	798	11	4	7		11	11	9	11	11	4		7	155.7	3	366.6	
	799	41	20	19	1	40	39	33	39	37	9	3.8	18	163.3	17	318.8	
	800	9	1	8		9	6	5	9	9	1	5	6	205.0			
	863	38	13	25		38	10		38	38	5		25	374.0	4	812.5	
	864	17	7	10		17	3		17	17			10	312.0	4	850.0	
	865	25	12	12	1	23	3		24	23			12	375.8	10	705.0	
	879	28	16	12		28	9		28	26	2		11	397.2	10	775.0	
	880	3		3		3	2		3	3			3	353.3			
	881	16	1	14	1	16	11	6	15	15	6		14	230.7	1		
882	33	14	17	2	33	15		31	30	3		16	387.5	9	633.3		
885	2																
49	82	1															
	255																
	682	86	7	76		84	84	83	83	83	17	8.2	75	150.1	6	196.6	
	758	29	3	26		29	29	28	29	27	7	2.9	25	107.2			
	759	29	3	25		28	28	27	28	27	5	2.8	25	149.2			
	760	36	10	26		36	29	29	36	36	9	3.6	25	190.8	7	328.5	
	761	46	11	33		45	42	33	44	43	7	4.4	33	204.8	7	267.1	
	774	117	22	95		116	89	62	117	116	13	5.3	89	245.7	14	660.7	
	775	60	5	53		60	43	32	58	58	8	6	47	285.7	3	916.6	
	776	23		23		22	12		23	19	7		21	305.7			
	777	4		4		4	3		4	4	2		4	262.5			
	778	23	1	22		22	19	2	23	18	2	2.2	22	187.7			
	782	37		36		37	37	34	36	30	13	2.0	35	184.2			
	783	8		8		8	8	8	8	8		8	8	136.2			
	784	4		4		4	4		4	3			4	272.5			
	785	2															
	787	3		3		3	3	3	3	2	1	3	3	136.6			
788	30	5	23	1	29	22	6	28	25	4	9	24	245.8	3	633.3		
789	84	22	59	1	80	65	51	81	74	18	4.4	58	178.2	18	258.3		
790	11	1	10		11	8		11	8	4		10	178.0				
794	13	4	8		13	9	8	12	12	5	7	8	108.7	3	266.6		
50	220	2															
	255	1															
	637	3		3		3	1	1	3	2		1	2				
	704	4	1	3		4	2	2	4	4			3	570.0			
	706	2															
	708	2		8		2	2	1	2	8	1		8	352.5			
	717	22	2	20		22	19	1	22	22	8		19	245.7			
	718	1															
	719	12		10		11	3		10	10	3		9	312.2			
	720	81	2	72	4	72	56	41	74	73	18	4.4	72	192.6	1		
	721	72	2	70		70	58	35	72	69	15	6.9	66	163.0	1		
	722	43	2	41		42	31	7	43	42	11	1.0	41	288.7	2		
	752	35	2	33		33	5		35	35	5		32	333.4	1		
	763	7		5		4	1		7	7	1		5	278.0			
	764	4		4		4	4		4	4	2		4	197.5			
	771	9	2	7		9	7		9	9			7	354.2	1		
	772	3		2		3	3		2	2			2				
773	20		20		19	8		20	20	5		20	301.5				
804	1																
806	1																

<sup>1</sup>For renter - occupied dwelling units and vacant nonseasonal not dilapidated units, for rent.  
<sup>2</sup>For owner - occupied dwelling units and vacant nonseasonal not dilapidated units, for sale only.

# JACKSON, MISSISSIPPI, BY WARDS AND BLOCKS: 1950

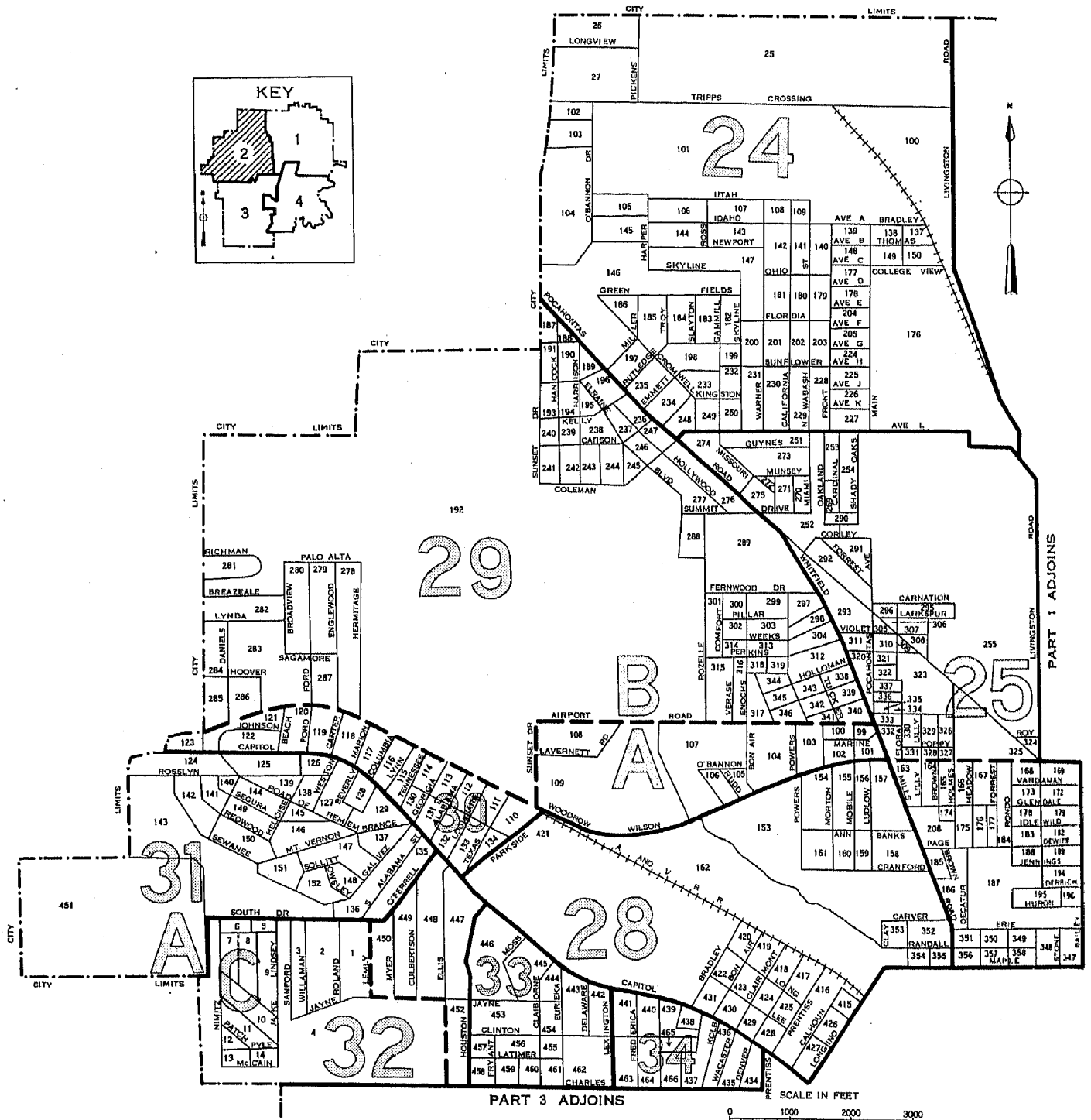
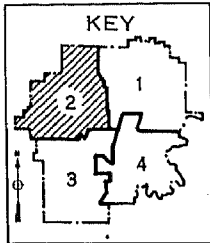
PART I OF 4 PARTS



- LEGEND**
- BLOCK NUMBERS 25
  - WARD NUMBERS 2
  - WARD BOUNDARIES
  - BLOCK AREA LETTERS A
  - BLOCK AREA BOUNDARIES
  - U.S. DEPARTMENT OF COMMERCE, BUREAU OF THE CENSUS

# JACKSON, MISSISSIPPI, BY WARDS AND BLOCKS: 1950

PART 2 OF 4 PARTS

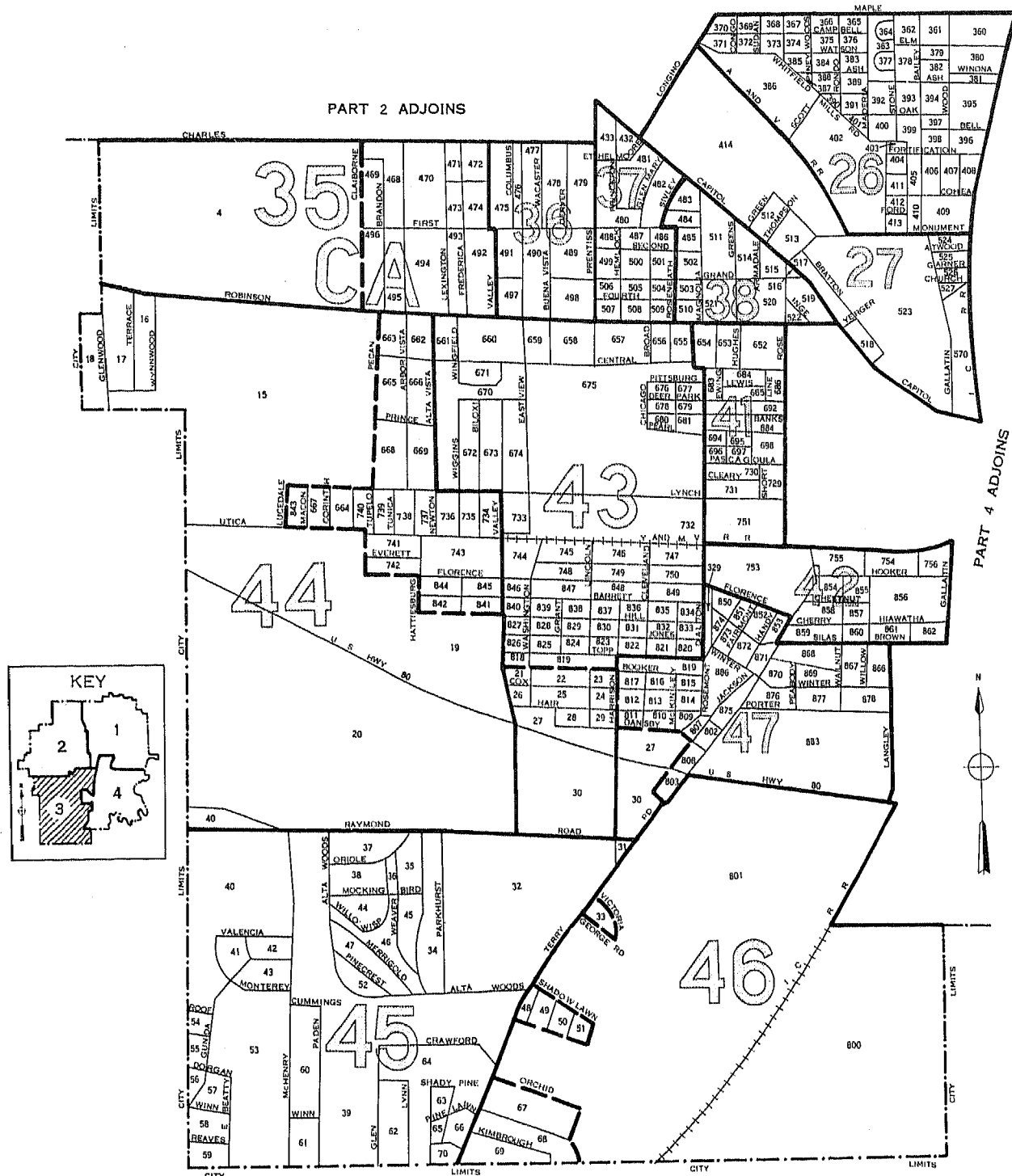


LEGEND

- BLOCK NUMBERS
- WARD NUMBERS
- WARD BOUNDARIES
- BLOCK AREA LETTERS
- BLOCK AREA BOUNDARIES
- U.S. DEPARTMENT OF COMMERCE, BUREAU OF THE CENSUS

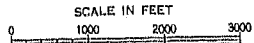
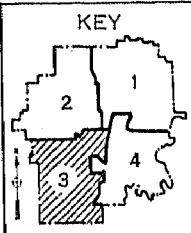
# JACKSON, MISSISSIPPI, BY WARDS AND BLOCKS: 1950

PART 3 OF 4 PARTS



PART 2 ADJOINS

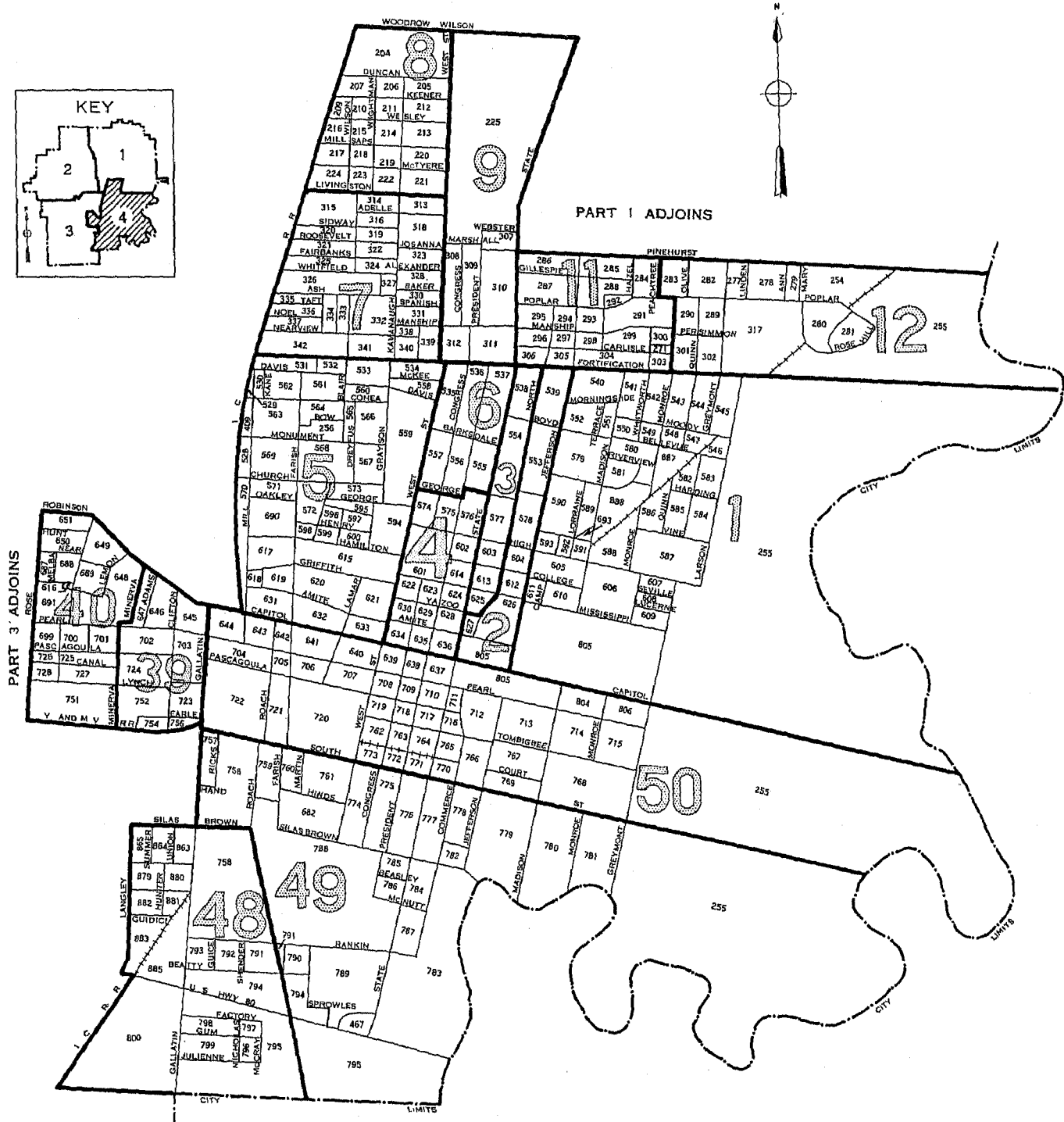
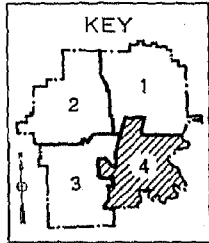
PART 4 ADJOINS



- LEGEND
- BLOCK NUMBERS 25
  - WARD NUMBERS 2
  - WARD BOUNDARIES
  - BLOCK AREA LETTERS A
  - BLOCK AREA BOUNDARIES
  - U.S. DEPARTMENT OF COMMERCE, BUREAU OF THE CENSUS

# JACKSON, MISSISSIPPI, BY WARDS AND BLOCKS: 1950

PART 4 OF 4 PARTS



SCALE IN FEET



LEGEND

BLOCK NUMBERS

WARD NUMBERS

WARD BOUNDARIES

BLOCK AREA LETTERS

BLOCK AREA BOUNDARIES

U.S. DEPARTMENT OF COMMERCE, BUREAU OF THE CENSUS

25


2

A



# 1950 UNITED STATES CENSUS OF HOUSING

U. S. DEPARTMENT OF COMMERCE • BUREAU OF THE CENSUS



**JACKSONVILLE, FLA.**

**BLOCK  
STATISTICS**

## U. S. CENSUS OF HOUSING: 1950

### Volume

- I General Characteristics
- II Nonfarm Housing Characteristics
- III Farm Housing Characteristics
- IV Residential Financing
- V Block Statistics

Housing statistics for census tracts are to be included in the Population reports on census tracts.

## U. S. CENSUS OF POPULATION: 1950

### Volume

- I Number of Inhabitants
- II Characteristics of the Population

Succeeding volumes will cover the following subjects:

Census Tracts, Nativity and Parentage, Nonwhite Population by Race, Persons of Spanish Surname, Institutional Population, Differential Fertility, Labor Force Characteristics, Occupation, Industry, Income, Internal Migration, Education, Characteristics of Families and Households.

**UNITED STATES CENSUS of HOUSING : 1950**  
U. S. DEPARTMENT OF COMMERCE  
CHARLES SAWYER, Secretary

BUREAU OF THE CENSUS  
ROY V. PEEL, Director



**BLOCK STATISTICS**

**JACKSONVILLE**  
**FLORIDA**


*Prepared under the supervision of*  
Howard G. Brunzman, Chief  
*Population and Housing Division*

1950 HOUSING CENSUS REPORT

VOLUME V, PART 86

UNITED STATES GOVERNMENT PRINTING OFFICE 1951

**BLOCKS • WARDS**





## BUREAU OF THE CENSUS

ROY V. PEEL, *Director*

A. ROSS ECKLER, *Deputy Director*  
HOWARD C. GRIEVES, *Assistant Director*  
CONRAD TAEUBER, *Assistant Director*  
MORRIS H. HANSEN, *Assistant Director for Statistical Standards*  
ROBERT Y. PHILLIPS, *Assistant Director for Operations*  
CALVERT L. DEDRICK, *Coordinator, International Statistics*  
FRANK R. WILSON, *Information Assistant to the Director*

### Population and Housing Division—

HOWARD G. BRUNSMAN, *Chief*  
WAYNE F. DAUGHERTY, *Assistant Chief for Housing*  
ROBERT B. VOIGHT, *Assistant Chief for Operations*  
HENRY S. SHRYOCK, Jr., *Assistant Chief for Population*  
EDWIN D. GOLDFIELD, *Program Coordinator*

Quality and Equipment Statistics—Robert C. Hamer, *Chief*  
Inventory Statistics—Carl A. S. Coan, *Chief*  
Developmental Programs—J. Hugh Rose, *Chief*  
Residential Financing—Junia H. Honnold, *Chief*  
Territories and Possessions—Joel Williams, *Chief*  
Statistical Sampling—Joseph Steinberg, *Chief*  
Statistical Procedure—Morton A. Meyer, *Chief*  
Processing Operations—Milton D. Lieberman, *Chief*

Administrative Service Division—WALTER L. KEIHRES, *Chief*  
Agriculture Division—RAY HURLEY, *Chief*  
Budget Officer—CHARLES H. ALEXANDER  
Business Division—HARVEY KAILIN, *Acting Chief*  
Field Division—LOWELL T. GALT, *Chief*  
Foreign Trade Division—J. EDWARD FLY, *Chief*  
Geography Division—CLARENCE E. BATSCHLEET, *Chief*  
Governments Division—ALLEN D. MANVEL, *Chief*  
Industry Division—MAXWELL R. CONKLIN, *Chief*  
Machine Tabulation Division—C. F. VAN AKEN, *Chief*  
Personnel Division—HELEN D. ALMON, *Chief*

### SUGGESTED IDENTIFICATION

U. S. Bureau of the Census. *U. S. Census of Housing: 1950. Vol. V, Block Statistics, Part 86.*  
U. S. Government Printing Office, Washington, D. C., 1952

For sale by the Superintendent of Documents, U. S. Government Printing Office, Washington 25, D. C.,  
or any of the Field Offices of the Department of Commerce - Price 30 cents

## PREFACE

This report presents statistics on characteristics of dwelling units by blocks for the city. The tabulations are based on data from the 1950 Census of Housing, taken as of April 1, 1950. Authorization for the 1950 Census of Housing as part of the Seventeenth Decennial Census was provided by the Housing Act of 1949, approved July 15, 1949.

The major portion of the information compiled from the 1950 Census of Housing appears in Volume I, *General Characteristics*; Volume II, *Nonfarm Housing Characteristics*; Volume III, *Farm Housing Characteristics*; Volume IV, *Residential Financing*; and Volume V, *Block Statistics*. Volume V consists of separate reports, issued as bulletins for each of the 200 cities which in 1940 or in a subsequent census had a population of 50,000 or more. These reports will not be bound into a single publication.

The subjects covered in both the 1950 and 1940 reports on characteristics of dwelling units by blocks are substantially similar.

This report was prepared under the direction of Howard G. Brunsman, Chief, Population and Housing Division, and Wayne F. Daugherty, Assistant Chief for Housing. Robert C. Hamer, Chief, Quality and Equipment Statistics Section, was in charge of coordinating the content and the format of the report with assistance from Carl A. S. Coan, Chief, Inventory Statistics Section; Floyd D. McNaughton, Chief, Equipment and Facilities Unit; Beulah Washabaugh, Chief, Tenure and Vacancy Unit; and Walter A. Hines. The compilation of the statistics was under the supervision of Robert B. Volght, Assistant Chief for Operations.

The collection of the information on which these statistics are based was under the supervision of Lowell T. Galt, Chief, Field Division. The geographic work, including the assignment of all block numbers and the preparation of maps, was under the supervision of Clarence E. Batschelet, Chief, Geography Division. The data were tabulated under the supervision of C. F. Van Aken, Chief, Machine Tabulation Division.

February 1952.

# JACKSONVILLE, FLA.

## CONTENTS

### INTRODUCTION

	Page		Page
General.....	1	Definitions and explanations—Continued	
Related reports.....	1	Persons per room.....	2
Use of data.....	1	Color of occupants.....	2
Comparability with 1940 Housing Census data.....	1	Contract monthly rent.....	2
Definitions and explanations.....	1	Value of one-dwelling-unit structures.....	2
Dwelling unit.....	1	Number reporting.....	2
Occupancy and tenure.....	2	Block identification.....	2
Condition and plumbing facilities.....	2		

### TABLES

	Page
Table 1.—Characteristics of housing for the city: 1950.....	3
Table 2.—Characteristics of housing by wards: 1950.....	3
Table 3.—Characteristics of housing for wards, by blocks: 1950.....	4

Map of city, by blocks, appears following last page of tables.

# BLOCK STATISTICS

## INTRODUCTION

### GENERAL

Volume V of the Reports on Housing consists of a separate report for each of the 209 cities which in 1940, or in a subsequent census prior to 1950, had a population of 50,000 or more. Each report presents for the city, by blocks, tabulations for a limited number of subjects obtained in the Census of Housing. The subjects in these reports are similar to those in the block statistics supplements to Volume I of the reports of the 1940 Census of Housing. The subjects in this report present the number of dwelling units classified by occupancy and tenure, condition and plumbing facilities, persons per room, color of occupants, average contract monthly rent of renter-occupied and selected vacant units, and the average value of one-dwelling-unit owner-occupied and selected vacant structures. In table 1, the statistics for these subjects are summarized for the city. Table 2 contains the statistics for wards; these are the only statistics for wards that will be published from the 1950 Census of Housing. In table 3, the data are presented by blocks within wards and block areas. Maps identifying the location of each block and the ward boundaries are a part of this report.

**Related reports.**—Related statistics for this city are contained in the Reports on Housing, Volume I, *General Characteristics*; and in the Reports on Population, Volume I, *Number of Inhabitants*, and Volume II, *Characteristics of the Population*.

The Reports on Housing for each State in Volume I present data on the characteristics of dwelling units for the State by residence (urban, rural nonfarm, and rural farm), for standard metropolitan areas, urbanized areas, counties, for urban places, places of 1,000 to 2,500 inhabitants, and rural-nonfarm and rural-farm dwelling units for each county. Each report includes the following subjects: occupancy, tenure, race of occupants, type of structure, year built, condition and plumbing facilities, water supply, toilet and bathing facilities, number of rooms, number of persons, persons per room, electric lighting, heating equipment, heating and cooking fuels, refrigeration equipment, kitchen sink, radio, television, and, for nonfarm units, the contract monthly rent, gross monthly rent, and value of one-dwelling-unit structures.

Volume I of the Reports on Population shows the 1950 population of each county and of each minor civil division within the county. It also contains figures for each incorporated place, for each unincorporated place with 1,000 or more inhabitants, and for incorporated places of 5,000 or more by wards. A special series of tables presents data for each urbanized area giving the incorporated places and portions of minor civil divisions within it.

Volume II of the 1950 Population Reports contains statistics on the general characteristics of the population. Chapter A of this volume repeats the figures on number of inhabitants as shown in Volume I; Chapter B presents demographic, economic, and social characteristics of the population; and Chapter C gives more detailed cross-classifications for States and large cities and standard metropolitan areas.

**Use of data.**—The tabulation of housing characteristics for areas as small as city blocks provides descriptive material of considerable value for technical studies of housing in the city. The statistics will be useful in compiling totals for special types of areas that may be defined to meet the requirements of individual investigators. Users of the data should bear in mind that in

practically all cases the data for a given block represent the work of only one enumerator. Consequently, housing characteristics for blocks are subject to a wider margin of error than is to be expected in the figures for tracts or wards which represent returns made by a number of enumerators. Misinterpretation of instructions by one enumerator may cause a significant bias in the statistics for a block even though it may have a negligible effect upon the figures for larger areas. In particular, the enumeration of "condition" depended to a considerable extent upon the judgment of the individual enumerator. Also, failure to indicate the correct block number for a significant number of dwelling units may introduce errors into the block data.

**Comparability with 1940 Housing Census data.**—In the 1940 Census of Housing, reports entitled "Block Statistics" were issued as supplements to the first series of Housing bulletins. These supplements consisted of separate reports for each of the 191 cities which had 50,000 inhabitants or more in 1930.

In the 1950 reports, the block numbers used are different, in most cases, from those used in the 1940 reports. Therefore, to compare 1940 and 1950 data for a given block, it is necessary to locate the block on the maps to obtain the corresponding 1940 and 1950 block numbers.

The subjects in both the 1940 and 1950 reports are substantially similar. However, data on number of structures, year built, and mortgage status have been omitted from the 1950 report. Furthermore, in the 1940 reports average contract or estimated monthly rent was reported for all dwelling units while in 1950 average contract monthly rent is reported for some, and average value for other, dwelling units.

### DEFINITIONS AND EXPLANATIONS

More detailed and complete definitions are presented in Volume I of the Housing Reports.

**Dwelling unit.**—In general, a dwelling unit is a group of rooms or a single room, occupied or intended for occupancy as separate living quarters, by a family or other group of persons living together or by a person living alone.

A group of rooms, occupied or intended for occupancy as separate living quarters, is a dwelling unit if it has separate cooking equipment or a separate entrance. A single room, occupied or intended for occupancy as separate living quarters, is a dwelling unit if it has separate cooking equipment or if it constitutes the only living quarters in the structure. Also, each apartment in a regular apartment house is a dwelling unit even though it may not have separate cooking equipment. Excluded from the dwelling unit count are large rooming houses, institutions, dormitories, and transient hotels and tourist courts.

In the 1940 Census, a dwelling unit was defined as the living quarters occupied or intended for occupancy by one household. A household consisted of a family or other group of persons living together with common housekeeping arrangements, or a person living entirely alone. However, the enumerator was not explicitly instructed to define rooms as dwelling units on the basis of cooking equipment or separate entrance.

The number of dwelling units in the 1950 Census may be regarded as comparable with the number of dwelling units in the 1940 Census. Some living quarters may have been classified as separate dwelling units in the one census and not in the other. Further, in the 1950 Census, living quarters with five or more

lodgers were not tabulated as dwelling units; generally, such quarters were included in the 1940 dwelling unit count. However, the net effect of these changes is probably small.

**Occupancy and tenure.**—Dwelling units are classified by occupancy and tenure into four groups: owner-occupied; renter-occupied; vacant nonseasonal not dilapidated, for rent or sale; and other vacant and nonresident. A dwelling unit is classified as owner-occupied if it was owned wholly or in part by the head of the household or by some related member of his family living in the dwelling unit. All other occupied units are classified as renter-occupied whether or not cash rent was actually paid for living quarters. Rent-free units and living accommodations received in payment for services performed are thus included with the renter-occupied units.

A dwelling unit is considered vacant if no persons are living in it at the time of enumeration. New units not yet occupied were enumerated as vacant dwelling units if construction had proceeded to the extent that all the exterior windows and doors were installed and final usable floors were in place. The classification "Vacant nonseasonal not dilapidated, for rent or sale" is descriptive of the vacant dwelling units reported in this classification. "Other vacant and nonresident" units include all dilapidated and seasonal vacant units as well as the not dilapidated units which were not for rent or sale.

Because of changes in enumeration procedures, the counts of total vacant units in 1940 and 1950 are not strictly comparable. In 1940, vacant units were enumerated if they were habitable; units uninhabitable and beyond repair were excluded from the enumeration. In 1950, units were included regardless of condition if they were intended for occupancy as living quarters. Therefore, no comparison should be made between the data on "vacant nonseasonal not dilapidated, for rent or sale" units from the 1950 Census and data in the 1940 Census reports.

In both censuses, dwelling units occupied entirely by non-residents were included with vacant units not for rent or sale. Trailers, tents, houseboats, and railroad cars which were vacant were excluded from the dwelling unit inventory in both 1950 and 1940.

**Condition and plumbing facilities.**—Data on condition of a dwelling unit are shown in combination with data for selected plumbing facilities and are, therefore, limited to units for which both condition and plumbing facilities are reported. Plumbing facilities include water supply, toilet facilities, and bathing facilities.

The category "with private bath" includes those dwelling units reported with both a flush toilet and a bathtub or shower inside the structure for the exclusive use of the occupants of the unit. The category "no private bath" includes those dwelling units not having private flush toilet or not having private bathing facilities. The "no running water" category includes units with only piped running water outside the structure or with only other sources such as a hand pump.

A dwelling unit is "dilapidated" when it is run-down or neglected, or is of inadequate original construction, so that it does not provide adequate shelter or protection against the elements or it endangers the safety of the occupants.

**Persons per room.**—The number of persons per room has been computed for each occupied dwelling unit by dividing the number of persons in the dwelling unit by the number of rooms in the dwelling unit. All persons enumerated in the Population Census as members of the household (including lodgers, servants, and other nonrelated persons) are counted in determining the number of persons that occupy the dwelling unit. The number of rooms in the dwelling unit includes all rooms available for living quarters throughout the year. Not counted as rooms are bath-rooms, closets, pantries, halls, screened porches, and unfinished rooms in the basement and attic.

**Color of occupants.**—Occupied dwelling units are classified by color of head of household according to the definition used in the

1950 Census of Population. The group designated as "nonwhite" consists of Negroes, Indians, Japanese, Chinese, and other non-white races. Persons who are not definitely Indian or of other nonwhite race are classified as white.

**Contract monthly rent.**—Contract monthly rent is the rent, at the time of enumeration, contracted for by the renter regardless of whether it includes furniture, heating fuel, electricity, cooking fuel, water, or personal services.

Monthly rent for vacant dwelling units is the amount asked for the dwelling unit at the time of enumeration. The average monthly rent relates to renter-occupied dwelling units and vacant nonseasonal not dilapidated units for rent. Dwelling units which are occupied "rent-free" are not included with the units reporting rent.

**Value of one-dwelling-unit structures.**—Average value is shown for owner-occupied dwelling units and vacant nonseasonal not dilapidated units which are for sale only. Value is shown only if the unit is in a one-dwelling-unit structure without business and if it is the only dwelling unit included in the property. The value represents the amount for which the owner estimates that the property, including such land as belongs with it, would sell under ordinary conditions and not at a forced sale. For vacant units, value is the sale price asked by the owner.

**Number reporting.**—Occupancy and tenure are reported for all dwelling units, and color of occupants is reported for all occupied units. The corresponding distributions for these subjects in table 1 are based on all dwelling units and on occupied units, respectively. For all other subjects, the distributions are based on the units for which the specific characteristics are reported, that is, the "Number reporting."

The number of dwelling units for which the enumerator obtained no report on a particular item is shown for the city totals only; however, the number "not reported" can easily be derived for each area in tables 2 and 3 by subtracting the number reporting from the total number of dwelling units (or total occupied).

**Block identification.**—A map or series of maps is included in this report showing block numbers for each block, number and letter designations for wards and block areas, and the names of principal streets.

Blocks are identified by serial numbers, a separate series of numbers being used for each ward or for a group of wards. Thus, the location of each block for which data are presented in table 3 may be determined by referring to the ward and block number shown on the map. Similarly, data for a specific block may be located in the table by reference to the map for the identification numbers of the ward and block.

In some cities "block areas" have been established to facilitate the numbering of blocks in groups of less than 1,000. This may cause a break in the sequence of block numbers within a ward. Where this occurs each part of the ward that is in a separate block area is distinguished on the map, and in the table the data are shown for blocks in numerical order within each block area section of the ward. When a boundary of a ward cuts through a block separating the block into segments, the statistics for each segment are tabulated in the ward in which it is physically located on the map. In such cases, to obtain the statistics for the entire block it is necessary to add the statistics for all segments.

If no dwelling units are reported for a block, the block number is not listed in table 3, although it is shown on the map. Dwelling units for which the block number was not reported are indicated in the table by the symbol "NR." Detailed data are not shown for such dwelling units, nor for blocks containing fewer than three dwelling units. Average monthly rent is not shown when the monthly rent was reported for fewer than three dwelling units. Average value is not shown when the value of one-dwelling-unit properties was reported for fewer than three dwelling units. All dwelling units are included, however, in the statistics for the city and for each ward.



Table 1.—CHARACTERISTICS OF HOUSING FOR THE CITY: 1950

Subject	Number	Percent	Subject	Number	Percent
<b>OCCUPANCY AND TENURE</b>			<b>PERSONS PER ROOM</b>		
All dwelling units.....	60,465	100.0	Occupied dwelling units.....	57,907	...
Owner occupied.....	28,115	46.5	Number reporting.....	56,580	100.0
Renter occupied.....	29,792	49.3	1.50 or less.....	53,195	94.0
Vacant nonseasonal not dilapidated, for rent or sale.....	1,684	2.8	1.51 or more.....	3,385	6.0
Other vacant and nonresident.....	874	1.4	Not reported.....	1,327	...
<b>CONDITION AND PLUMBING FACILITIES</b>			<b>CONTRACT MONTHLY RENT</b>		
All dwelling units.....	60,465	...	Renter-occupied, and vacant nonseasonal not dilapidated units, for rent—Number reporting.....	29,200	...
Number reporting.....	58,718	100.0	Total contract monthly rent..... dollars..	1,083,718	...
With private bath, not dilapidated.....	42,395	72.2	Average monthly rent..... dollars..	37.11	...
No private bath, with running water, not dilapidated.....	8,007	13.6	<b>VALUE OF ONE-DWELLING-UNIT STRUCTURES</b>		
No running water or dilapidated.....	8,316	14.2	Owner-occupied, <sup>1</sup> and vacant nonseasonal not dilapidated units, for sale only—Number reporting.....	23,033	...
Condition or plumbing facilities not reported.....	1,747	...	Total value or sale price..... dollars..	181,484,500	...
No private bath or dilapidated.....	16,323	27.8	Average value..... dollars..	7,879	...
<b>COLOR OF OCCUPANTS</b>					
Occupied dwelling units.....	57,907	100.0			
White.....	40,423	69.8			
Nonwhite.....	17,484	30.2			

<sup>1</sup>Restricted to 1-dwelling-unit properties.

Table 2.—CHARACTERISTICS OF HOUSING BY WARDS: 1950

Ward	All dwelling units by occupancy and tenure					All dwelling units by condition and plumbing facilities			Occupied dwelling units			Contract monthly rent <sup>1</sup>		Value <sup>2</sup> of one-dwelling-unit structures		
	Total	Owner occupied	Renter occupied	Vacant nonseasonal not dilap., for rent or sale	Other vacant and nonresident	Number reporting	No private bath or dilap.	No running water or dilap.	Total	Persons per room	Occupied by non-white	Number reporting	Average monthly rent (dollars)	Number reporting	Average value (dollars)	
<b>TOTAL</b>	<b>60 465</b>	<b>28 115</b>	<b>29 792</b>	<b>1 684</b>	<b>874</b>	<b>58 718</b>	<b>16 323</b>	<b>831 6</b>	<b>57 907</b>	<b>5 658 0</b>	<b>3 385</b>	<b>17 484</b>	<b>29 200</b>	<b>37.11</b>	<b>23 033</b>	<b>78 79</b>
1	4 219	1 028	2 946	1 61	84	4 051	1 531	6 01	3 974	3 890	2 73	1 546	2 928	35.40	5 42	6 08 4
2	2 942	904	1 886	1 05	47	2 847	1 468	6 78	2 790	2 751	3 40	1 247	1 883	26.91	6 76	4 32 1
3	2 077	291	1 669	96	21	2 013	1 075	3 53	1 960	1 895	1 87	4 90	1 677	35.15	1 42	6 06 9
4	6 295	3 384	2 739	98	74	6 111	1 361	8 04	6 123	6 016	2 47	2 526	2 642	33.99	2 808	5 66 9
5	4 142	344	3 626	92	80	3 958	1 885	10 49	3 970	3 875	5 04	3 448	3 559	28.12	2 23	5 33 5
6	2 377	1 173	1 649	89	26	2 204	618	1 10	2 222	2 683	88	856	1 623	40.85	7 77	7 00 1
7	3 847	2 746	959	1 01	41	3 750	1 92	8 6	3 705	3 598	50	81	9 17	50.84	2 444	8 65 6
8	4 999	2 191	2 636	1 05	67	4 883	2 244	15 68	4 827	4 750	5 09	3 069	2 587	29.60	1 898	4 95 3
9	2 352	457	1 761	89	55	2 313	1 136	6 72	2 218	2 188	2 15	7 25	1 762	35.60	2 23	7 62 7
10	2 691	884	1 669	1 07	31	2 628	1 76	1 7	2 553	2 498	2 6	2	1 665	59.27	5 21	1 21 4 3
11	3 338	1 381	1 837	51	69	3 253	1 723	9 52	3 218	3 160	3 45	1 423	1 784	26.93	1 092	4 19 0
12	2 808	1 751	970	47	40	2 757	830	4 61	2 721	2 676	1 68	5 85	9 27	28.04	1 558	5 26 3
13	3 507	2 690	726	47	44	3 416	691	2 65	3 416	3 321	1 30	6 37	6 70	38.00	2 23 4	7 11 7
14	3 263	2 003	1 058	1 37	65	3 159	891	4 48	3 061	3 013	1 62	5 69	9 95	30.24	1 886	5 46 7
15	3 500	2 021	1 382	74	23	3 412	38	2 0	3 403	3 303	1 3	3	1 329	55.57	1 721	1 29 8 7
16	2 244	1 613	539	34	58	2 168	61	3 6	2 152	2 087	1 8	1 2	4 80	54.63	1 412	1 12 4 6
17	2 588	1 610	757	1 95	2 6	2 505	354	1 69	2 367	2 305	74	2 61	815	47.92	1 455	9 29 8
18	2 706	1 644	983	5 6	23	2 648	49	2 7	2 627	2 571	1 6	4	9 57	63.52	1 421	1 57 5 5

<sup>1</sup>For renter-occupied dwelling units and vacant nonseasonal not dilapidated units, for rent.  
<sup>2</sup>For owner-occupied dwelling units and vacant nonseasonal not dilapidated units, for sale only.

HOUSING—BLOCK STATISTICS

Table 3.—CHARACTERISTICS OF HOUSING FOR WARDS, BY BLOCKS: 1950

[Detailed statistics not shown for blocks containing fewer than 3 dwelling units, nor for dwelling units not allocated by blocks (designated by NR)]

Ward	Block	All dwelling units by occupancy and tenure				All dwelling units by condition and plumbing facilities			Occupied dwelling units			Contract monthly rent <sup>1</sup>		Value <sup>2</sup> of one-dwelling-unit structures			
		Total	Owner occupied	Renter occupied	Vacant non-seasonal not dilap., for rent or sale	Other vacant and non-resident	Number reporting	No private bath or dilap.	No running water or dilap.	Total	Persons per room		Number reporting	Average monthly rent (dollars)	Number reporting	Average value (dollars)	
											Number reporting	1.51 or more					Occupied by non-white
1	PART IN BLOCK AREA A																
	437	82	17	62	3	80	12		79	76	2	63	40.95	6	7,333		
	438	45	19	25	1	45	13		44	43		25	44.00	8	6,125		
	439	43	11	32	7	43	2		36	35		30	45.06	4	7,500		
	440	58	14	36	8	58	4		50	50	1	41	44.29	6	9,166		
	441	41	6	32	1	40	16	2	38	38	2	32	36.71	3	8,666		
	442	80	29	47	4	80	31		76	74	3	50	43.94	11	8,454		
	443	77	18	55	1	76	14	1	73	73	2	56	41.91	5	7,800		
	444	63	17	41	2	63	19		58	58	1	41	38.95	5	7,660		
	468	71	24	45	1	69	30	1	69	68	2	46	38.34	8	6,687		
	469	67	12	44	10	67	26		56	55	2	53	36.49	2			
	470	81	13	58	8	81	33		71	70	1	62	41.64	6	9,000		
	471	58	8	47	2	56	23	1	55	53	1	47	22.25				
	472	38	10	28	8	38	17	3	38	38	4	26	40.61	4	16,750		
	473	65	11	50	4	63	38	4	61	58	1	45	41.13	1			
	474	68	10	52	4	64	18	2	62	61	2	52	41.01	1			
	475	89	12	71	6	87	27	7	83	81	1	74	34.18	3	6,333		
	482	64	10	37	1	61	33	15	47	46	5	47	36.85	1			
	483	100	24	66	9	92	41	2	90	83	4	68	44.61	7	7,428		
	484	13	3	10		13	4		13	13	3	10	46.60				
	485	92	15	68	9	91	41	3	83	83	5	75	44.24	3	12,166		
	486	51	9	39	2	43	26	11	48	46	4	37	38.48	3	12,666		
	487	63	12	48	2	57	18		60	56	6	45	44.17	3	11,833		
	488	42	12	28	2	40	6		37	37	1	24	38.58	4	12,750		
	489	85	18	58	7	82	45	11	76	75	9	61	44.52	4	6,500		
	1	PART IN BLOCK AREA B															
		485	1														
		486	11	10	1		11			11	11				10	8,300	
		487	7	7			7			7	7				7	8,857	
		519	8	1	7		7	7	7	8	8	3		22.00	1		
		520	60		60		60			60	60		56	18.71			
		521	82		82		82			82	82	1	82	19.65			
		522	14	1	33		34			34	34	1	33	20.68	1		
		523	40		40		40			40	40	1	40	18.62			
		524	11	4	5		11	9		9	9		5	11.40	3	3,500	
		525	29	8	21		27	24	22	29	29	2	29	27.80	8	4,062	
		526	24	11	23	1	24	19	16	24	24	3	24	25.43	1		
		529	40	11	28		38	21	12	39	39	3	28	28.85	8	7,462	
		537	94	32	49	4	87	17		81	80	2	50	44.78	9	10,777	
		538	66	19	42		63	22		61	60	1	37	44.37	6	8,416	
539		42	12	29		41	16		41	40	1	25	41.76	4	10,125		
540		31	14	15	2	29	6		29	28	1	16	53.12	8	8,750		
541		60	11	40	3	55	7		51	48	1	38	47.42	4	7,750		
543		80	32	46		79	51	30	78	78	14	43	21.34	23	3,400		
544		79	24	53		78	51	27	77	76	10	51	22.00	22	3,309		
545		105	11	91		102	80	54	102	102	26	89	20.53	9	3,511		
546		34	7	25		30	27	26	32	31	4	24	24.45	5	4,200		
547		26	8	18		26	21	19	26	25	8	18	20.16	8	4,875		
548		35	8	27		28	25	24	35	33	4	26	19.00	6	4,000		
549		32	19	12	1	31	25	18	31	31	5	12	25.16	19	2,763		
551		12	8	4		12	3	2	12	12	2	4	15.75	7	6,071		
552		25	16	8	1	24	4	1	24	24	2	24	34.00	16	5,000		
553		25	17	8		24	4	1	25	25		8	27.70	13	4,961		
554		22	12	10		19	4	3	22	22	2	9	24.77	12	4,583		
555		23	12	11		23	3	2	23	23		10	28.50	10	5,160		
556		17	8	9		17	5	4	17	17	1	9	22.11	8	5,437		
557		15	10	5		14	9	9	15	15	1	5	21.00	9	4,488		
558		21	15	6		21	3	1	21	21	1	5	35.80	14	5,607		
559		20	12	8		20	7	2	20	20	2	8	26.00	11	3,772		
560		30	20	10		27	10	2	30	28		9	23.33	16	5,031		
561		21	12	9		20	5	3	21	21	1	21	23.66	12	4,916		
562		7	4	2	1	7	3	2	6	6		2	4.75	4	4,375		
564		32	12	20		32	26	22	32	31	1	18	22.16	11	2,645		
565		30	7	23		26	20	13	30	30	7	21	21.33	6	2,383		
566		20	5	14	1	11	9	7	19	19	1	14	19.92	4	2,250		
567	30	14	16		27	21	18	30	30	3	16	21.18	13	4,692			
568	31	9	22		25	19	19	31	31	5	29	26.59	6	6,000			
569	53	13	39		51	7		52	51	2	37	58.18	5	8,700			
570	101	25	70	5	91	26	8	95	87	5	68	54.10	4	11,875			
571	49	16	29		48	26	11	45	44		31	41.25	4	9,500			
572	71	18	43	2	71	35	7	61	61	1	43	45.30	6	9,000			
573	40	8	28	1	40	25	19	35	35		31	38.48	3	10,000			
574	37	12	23		37	17	3	35	35	2	25	41.40	2				
575	77	13	58	3	73	23	3	71	67	4	50	43.94	2				
576	70	13	52	1	65	10	4	65	61	5	56	43.88	2				
577	52	14	38		52	14		52	51	2	34	46.00	5	8,300			
580	1																
582	122		121	1	122	1	15	121	121	8	121	22.68					
583	55	11	40	4	53	27	19	51	49	6	38	29.07	7	2,871			
584	34	8	25	1	32	17		33	30		22	33.50	5	4,100			
585	27	11	16		26	14		27	25		14	28.64	10	4,890			
586	16	1	15		15	14		16	16		16	17.93					
587	42	5	37		39	34		42	42		42	16.63	3	2,733			
588	35	15	19	1	35	9		34	34		19	18.89	15	3,260			
589	62	17	64		61	11	2	61	58		58	26.31	14	3,178			
590	25	6	19		21	14	12	25	25		19	16.94	5	3,840			
591	14	4	10		14	5	4	14	14	1	14	20.50	4	5,250			

<sup>1</sup>For renter - occupied dwelling units and vacant nonseasonal not dilapidated units, for rent.  
<sup>2</sup>For owner - occupied dwelling units and vacant nonseasonal not dilapidated units, for sale only.

Table 3.—CHARACTERISTICS OF HOUSING FOR WARDS, BY BLOCKS: 1950—Con.

Ward	Block	All dwelling units by occupancy and tenure					All dwelling units by condition and plumbing facilities			Occupied dwelling units			Contract monthly rent <sup>1</sup>		Value <sup>2</sup> of one-dwelling-unit structures		
		Total	Owner occupied	Renter occupied	Vacant non-seasonal not dilap., for rent or sale	Other vacant and non-resident	Number reporting	No private bath or dilap.	No running water or dilap.	Total	Persons per room	Occupied by non-white	Number reporting	Average monthly rent (dollars)	Number reporting	Average value (dollars)	
1	5922	5		4		1	5	5	5	4	4		4	35.50			
	5923	3															
	6009	3	8	26		1	35	6	6	34	33		25	47.00	6	13833	
	610	3	9	43		4	52	12	8	34	51	2	42	41.92	3	9833	
	611	3	7	30		1	38	24	5	37	36		30	41.30			
	612	2	6	17			22	5	1	23	22	3	16	48.00	2		
	612	10		10			10	7	7	10	10		10	48.00			
	613	47	10	30		1	42	11		40	38	2	34	45.64	1		
	614	31	3	24		2	31	8	4	27	27		24	48.91			
	615	1															
	650	1															
	651	2															
	652	15	6	8	1		15	2		14	14	2	9	61.11	3	31.133	
	2	236	2														
		537	2														
538		18	10	8			16	11	11	18	18	1	17	12.85	10	3460	
540		37	1	35		1	36	35	23	36	35	7	35	15.82			
541		22	10	11		1	22	15	6	21	21	1	21	19.10	9	3233	
542		22	7	15			20	18	3	22	22	7	22	15.86	6	2400	
543		23	13	10			23	11	3	23	23	1	23	19.10	13	2692	
548		11		11			10	8	3	11	11	5	11	20.72			
549		32	13	19			32	23	3	32	32	5	29	16.89	13	3230	
550		20	7	13			17	11	4	20	19	2	20	19.07	5	3000	
551		11	5	6			11	7	3	11	11	2	11	17.50	4	4500	
552		17	3	14			17	14	1	17	17	4	17	17.42	3	5333	
553		24		17			16	12	11	24	21	4	24	21.28	6	4166	
554		15	7	8			13	10	8	15	14	3	15	18.16	5	4800	
555		48	10	31		7	38	11	1	41	38	4	29	35.72	2		
556		22	9	12		1	22	4	3	21	21	1	12	40.66	8	4125	
557		10		2			10	3	3	10	10	2	1		8	4450	
558		35	30	1		3	35	1	1	31	30		4		33	5069	
559		4	1	3			4	4	4	4	4	2	4	15.33	1		
560		18	11	7			15	8	8	18	18		18	25.00	9	4788	
561		37	15	21	1		37	23	10	36	36	1	35	17.04	15	4566	
562		24	8	16			24	15	9	24	24	3	24	15.75	8	6750	
563		26	6	20			26	16		26	26	4	25	20.68	5	5900	
564		32	8	24			32	15	1	32	32	4	32	20.86	7	2442	
565		13	5	8			12	9	2	13	13	3	13	23.42	5	4800	
577		4	1	3			4	3	3	4	4		4		1		
578		28	5	23			28	16	7	28	28	6	28	23	5	2900	
579		38	15	23			37	28	12	38	36	4	38	21	12	2966	
580		35	18	17		3	35	27	9	35	35	6	35	21.56	18	2093	
581		11	4	7			11	7	5	11	11	2	11	17.83	4	2375	
582		18	2	16			18	18	18	18	18	3	18	13	2		
583		25	1	23		1	25	23	22	24	24	8	24	23	1		
584		40	21	17	1	1	38	4	4	38	38		3	15	20	5025	
585		10	6	4			10	10	10	10	10		3	44.66	5	6600	
586		26	13	12	1		26	7	1	25	25	1	11	38.72	8	5062	
587		16	8	8			16	4	4	16	16	7	7	30.71	7	7071	
588		38	26	12			37	27		38	37	8	38	11	20	2975	
589		33	28	5			33	26		33	33	9	33	5	26	2811	
590		17	8	9			16	14	9	17	16	3	17	8	6	3450	
591		30	4	25		1	30	25	25	29	29	4	29	21	4	2375	
592		37	12	23		2	37	30	4	35	35	9	33	23	12	2841	
593		20	6	12	1	1	19	15		18	18	1	18	13	5	3000	
594		8		8			7	4		8	8	1	8	7			
595		8		8			7	7		8	8	2	8	7			
596		17	7	10			17	11		17	17	2	17	9	7	7000	
597	22	14	8			22	6		22	22	2	18	7	10	4850		
599	44	20	23	1		42	18		43	42	3	20	5	11	6318		
600	22	9	13			22	3	3	22	22	2	13	35.46	5	8100		
601	26	9	16		1	26	10		25	25	1	16	36.18	5	5600		
602	13	9	4			12	2	2	13	12	1	4	33.50	6	5000		
603	28	3	17	8		28	7		20	20	5	4	24	3	5333		
604	21	8	13			21	18	13	21	21	4	20	11	8	5962		
605	25	5	20			25	19	16	25	24	7	25	19	5	3440		
606	22	11	11			20	15	10	22	22	4	22	11	10	2710		
607	20	8	11		1	19	13		19	19	2	19	11	8	2350		
608	10		4			10	5		10	10	1	4	4	6	5166		
609	34	6	27		1	30	26		33	32	3	29	28	3	1766		
610	25	6	19			24	21	14	25	24	2	22	19	5	2660		
611	34	12	22			30	30	26	34	34	8	34	21	12	1275		
612	15	8	7			15	10	8	15	15	1	9	6	5	2860		
613	7		7			7	4	3	7	7		7	7				
628	24	6	18			24	11	8	24	24	5	18	18	4	6250		
629	20	8	10		2	20	11	7	18	18	2	10	10	2			
630	15	1	14			15	13	12	15	15	2	9	13	1			
631	13		13			13	10	10	13	13	2	13	13				
632	30		29		1	27	13		29	29	8	28	29				
633	1																
634	26	11	15			25	9	1	26	26	6	25	15	8	2662		
635	16	7	9			16	13	9	16	16	1	15	9	6	3000		
636	22	3	18	1		22	20	18	21	20	1	21	18	3	1933		
637	14	10	4			14	9	7	14	14	1	14	4	10	2570		

<sup>1</sup>For renter - occupied dwelling units and vacant nonseasonal not dilapidated units, for rent.  
<sup>2</sup>For owner - occupied dwelling units and vacant nonseasonal not dilapidated units, for sale only.

## HOUSING—BLOCK STATISTICS

Table 3.—CHARACTERISTICS OF HOUSING FOR WARDS, BY BLOCKS: 1950—Con.

Ward	Block	All dwelling units by occupancy and tenure					All dwelling units by condition and plumbing facilities			Occupied dwelling units			Contract monthly rent <sup>1</sup>		Value <sup>2</sup> of one-dwelling-unit structures	
		Total	Owner occupied	Renter occupied	Vacant non-seasonal not dilapidated, for rent or sale	Other vacant and non-resident	Number reporting	No private bath or dilapidated	No running water or dilapidated	Total	Persons per room		Number reporting	Average monthly rent (dollars)	Number reporting	Average value (dollars)
											Number reporting	1.51 or more				
2	638	22	12	10		22	9		22	20	3	17	9	18.88	11	4.545
	639	3		2		2	2		2	2		2	2			
	640	16	9	7		15	4	1	16	16	1	7	7	33.28	5	5.600
	641	26	6	20		26	10	3	26	26	1	19	19	34.10	1	
	642	21	4	17		21	12		21	21	7	16	16	35.00	3	8.500
	643	22	8	11		22	8	5	19	19	2	11	11	33.00	7	6.228
	644	38	11	26		38	8		37	37	4	25	25	37.96	4	5.875
	645	6	2	4		6	2		6	6		4	4	38.25	1	
	646	3	3			3	2		3	3		3	3		3	5.166
	647	3	1	2		3	3		3	3	1	3	2		1	
	648	17	3	14		17	13	13	17	17	2	13	13	25.15	2	
	649	30	5	25		30	16	15	30	30	9	16	24	23.45	5	4.400
	650	23	6	17		23	2		23	23	2	13	17	29.47	6	4.066
	651	14	3	10	1	13	6		13	12		9	9	30.88	2	
	652	22	4	16	1	21	9	4	20	20	2	8	16	27.37	3	2.900
	653	41	4	35	1	40	24	18	39	39	5	14	35	25.00	1	
	654	29	14	14	1	25	5	4	28	26	3	14	14	30.42	9	4.200
	655	14	1	13		12	4		14	14		7	13	32.46		
	656	6	1	4	1	6	1	1	5	5		1	5	28.20	1	
	670	19	4	15		19	8	3	19	19	1	15	15	27.46	1	
	671	39	6	28	5	39	3	1	34	34	2	33	33	38.18	2	
	672	32	7	20	5	31	16		27	26	8	25	25	31.64		
	673	29	4	23	2	29	18	8	27	27	5	24	24	28.87	3	6.166
	674	5	1	2		3	2	2	3	3		2	2			
	675	11	3	6	2	11	3		9	9	1	6	6	28.66	2	
	676	22	6	16		21	5	3	22	20		16	16	25.81	4	5.750
	677	27	8	15	3	26	19	13	23	22	1	7	14	22.92	8	4.562
	678	17	6	10	1	17	8		16	15	1	9	10	23.80	6	5.533
	679	6	3	3		6	5	5	6	6		3	3	25.00	2	
	680	7	2	5		7	6	1	7	6	1	7	5	16.20	1	
	681	4				4	1		4	4		4			3	5.533
	682	6	4	4		6	1	1	6	6		4	4	33.75	1	
	683	21	8	13		21	5		21	21	2	12	12	27.50	4	4.500
	684	13	10	3		13	3		13	13		3	3	48.33	8	5.812
	685	26	9	17		26	11		26	26	2	16	16	36.43	4	6.375
	686	11	2	9		11	3	1	11	11		9	9	33.66	1	
	687	91	1	75	14	91	13	3	76	76	7	87	87	35.26		
	688	1				1			1	1						
	689	1				1			1	1						
	690	24	13	11		24	5	3	24	24	2	10	10	34.90	9	4.722
	691	26	4	19	3	26	7		23	23	2	22	22	36.22	3	5.000
	694	9	5	3		9	7		8	8		7	7		5	5.200
	695	26	10	15		25	24	24	25	25	5	15	15	25.60	9	3.322
	696	11	5	4	1	10	5		9	9		4	4	26.75	2	
	697	33	7	25		31	21	10	32	30	3	24	24	24.20	2	
	698	15	2	12		15	6		14	14		13	13	33.15	1	
	699	30	6	20	1	30	8		26	26	2	24	24	23.91	4	5.500
	700	30	6	22	2	30	20		28	28		24	24	29.79	4	4.375
	701	24	12	8	2	22	8	2	20	20	1	10	10	41.10	8	6.187
	702	14	4	10		14	6		14	14	1	10	10	32.80	1	
	719	58	7	42	9	58	25		49	49		51	51	37.15	1	
	720	30	5	24	1	30	13		29	29	5	25	25	34.24	1	
	721	21	7	12	2	20	7		19	18	3	13	13	40.38	3	
	722	21	7	16	2	19	11		19	17	1	16	16	33.81	1	6.166
	723	6	4	2		6	5		6	6	1	4	4		3	5.333
	724	30	6	22	3	30	12	10	27	27	4	21	21	34.76	1	
	725	27	9	14	1	27	7		23	23	3	13	13	34.30	4	6.625
	727	13	5	8		13	3		13	13		7	7	41.57	3	7.666
	728	24	8	14	1	24	8		22	22		15	15	33.80	4	6.000
	732	10	5	4		9	1		9	9	1	4	4	38.75	4	4.750
	733	11	4	7		11	6	1	11	11		7	7	35.71	3	5.000
	734	17	3	12		15	5	5	12	12		9	9	28.33	1	
	736	35	8	25	2	32	17		33	31	4	25	25	33.24	3	3.833
	737	32	5	25		32	18		30	30	3	27	27	38.11	2	
	738	20	5	10		20	8		16	16		11	11	38.45	4	3.925
	739	54	1	46	5	51	41	23	47	47	6	49	49	35.83		
	740	8				8	2		8	8		8	8	36.50		
	758	8				8	2		8	8		8	8	41.00		
	759	5		4		5	5		4	4	3	4	4			
3	272	1				1			1	1						
	273	1				1			1	1						
	515	9	4	5		9	2	1	9	9		4	4	31.75	3	4.333
	516	48	12	34	1	44	22	5	46	43	5	33	33	30.81	4	6.750
	517	18	4	14		18	5		18	18		13	13	32.23	1	
	518	22	10	12		22	5	1	22	22		12	12	31.75	8	6.625
	519	18	4	14		18	8		18	18		14	14	47.57	3	15.666
	520	29	3	24	1	28	6		27	26		24	24	38.45	1	
	521	60	4	55	1	58	37	6	59	59	11	54	54	31.94		
	522	45	6	38	1	42	21	1	44	38	3	35	35	37.34		
	523	40	6	32	1	39	20		38	38	5	31	31	33.09	1	
	527	22	3	19		20	7	2	22	20	4	18	18	40.16		
	528	65	6	59		59	38		65	63	12	54	54	43.07		
	530	54	9	45		53	45	23	54	53	6	44	44	25.20	5	3.760
	531	46	11	33	2	43	31	12	44	41	11	35	31	21.67	10	3.030
	532	14	2	12		14	7	1	14	14	3	14	12	23.83	2	
	544	18	2	9		17	12	10	18	17	1	17	9	18.66	7	2.414

<sup>1</sup>For renter - occupied dwelling units and vacant nonseasonal not dilapidated units, for rent.<sup>2</sup>For owner - occupied dwelling units and vacant nonseasonal not dilapidated units, for sale only.

Table 3.—CHARACTERISTICS OF HOUSING FOR WARDS, BY BLOCKS: 1950—Con.

Ward	Block	All dwelling units by occupancy and tenure					All dwelling units by condition and plumbing facilities			Occupied dwelling units			Contract monthly rent <sup>1</sup>		Value <sup>2</sup> of one-dwelling-unit structures		
		Total	Owner occupied	Renter occupied	Vacant non-seasonal not dilap., for rent or sale	Other vacant and non-resident	Number reporting	No private bath or dilap.	No running water or dilap.	Total	Persons per room	Occupied by non-white	Number reporting	Average monthly rent (dollars)	Number reporting	Average value (dollars)	
3	545	41	15	26		40	30	26	41	41	10	39	25	16.32	13	3,046	
	547	24	5	19		23	18	17	24	24	4	22	19	17.00	5	2,260	
	566	2															
	568	25	3	22		25	25	9	25	24	1	23	22	23.40	2		
	571	18		18		17	5	3	18	17	2	17	17	26.05			
	572	33	1	32		33	10		33	33	2	33	32	21.96			
	573	22	2	20		21	10		22	22	3	22	20	22.50	1		
	574	8		8		8	8		8	7	3	6	8	16.75			
	575	14		14		14	12	12	14	14	1	14	14	19.92			
	576	21	3	18		21	19	17	21	21	2	21	18	19.38	3	4,166	
	614	8	2	5		8	8	8	7	7	3	7	5	14.80	2		
	617	62	11	51		62	41	35	62	62	5	60	51	27.92	10	3,070	
	618	23	3	20		23	9		23	22	2	21	18	24.27	2		
	619	33	1	31		31	22	18	32	32	3	33	30	22.73			
	620	57	1	48	8	56	21		49	49			56	51.66			
	621	13		13		13	10		13	12	1		12	38.75			
	622	32		30	2	32	12	1	30	30			30	41.10			
	623	57	7	44	6	55	34		51	50	6	8	49	35.44	3	7,666	
	624	55	6	44	3	54	33	23	50	50	6	6	46	26.58	3	9,066	
	625	6	1	5		6	5	5	6	6	1	4	5	28.00			
	626	10	8	2		10	3	3	10	10		8	2		8	3,050	
	627	3	1	2		3	2	2	3	3		1	2				
	657	1															
	658	88	8	73	7	88	69	9	81	81	14	11	77	32.29	1		
	659	32	6	22	3	32	21	7	28	28	5	9	24	31.45	2		
	660	42	6	32	3	42	20	1	38	38			33	30.87	2		
	661	39	3	34	2	38	25		37	37	1		33	40.63	1		
	662	26	1	20	4	25	14		21	20			20	39.00	1		
	663	44	2	34	7	42	25		36	35	2		40	40.50			
	664	2															
	665	20	4	15	1	20	13		19	18	1		15	51.93	2		
	667	46	5	36	1	41	26	6	41	41	1	7	33	40.93	2		
	668	46	11	32	1	45	22	19	43	43	2		32	39.12	2	8,562	
	669	34	10	24		34	19	19	34	33		3	23	27.91	2	6,200	
	703	1		1		1	1		1	1			1	37.66	2		
	704	52	12	35	5	49	25	2	47	45	3	2	39	41.41	2		
	705	25	3	20		25	11	2	25	25			17	35.17	3	11,000	
	706	22		16	2	22	15	7	19	19			17	49.17	2		
	707	30	5	23	2	30	14		28	24			24	37.87	2		
	708	18	1	13	3	18	18		14	14			15	46.93	1		
	709	4		4		3	1	1	4	3		1	1				
	710	4		3		4	3		4	3		1	2				
	711	4	1	3		4	3		4	4			6	36.66			
	712	5		3	1	5	4		4	4			2				
	713	47	1	39	4	47	36	14	43	42	7		41	37.97	1		
714	59	6	48	3	45	22		54	50	6		40	36.10				
715	63	11	47	2	62	26	9	58	54	5		48	39.00	1			
716	2																
743	24	6	14	4	24	4		20	20			18	42.94	2			
744	39	4	38	7	39	29		32	32	5		34	43.88	1			
745	24	4	19	1	24	4		23	23			20	33.75	4	16,750		
746	10		10		10	8		10	9	1		10	43.90				
747	2																
748	1																
749	31		29	2	31	4		29	20			31	45.51				
750	5	2	3		4			5	4			2					
751	12		8	2	12	8		8	8			10	34.80				
752	4		4		4	1		4	4			4	50.25				
753	4		3	1	4			3	3			4	56.00				
754	1																
762	80	2	76	2	77	1	1	78	76	3		76	50.84				
4	PART IN BLOCK AREA A																
113	38	22	15		37	6	4	37	37	1	6	14	34.07	20	4,775		
115	48	25	20	1	46	2		45	45	1		20	45.80	16	5,937		
116	15	6	5	4	15	1	1	11	10	1	1	4	29.00	4	4,000		
146	1																
147	13	8	5		12	11	9	13	12	2	13	5	17.20	7	1,371		
148	14	9	5		14			14	14			4	37.50	9	5,055		
149	30	22	7	1	30	4	4	29	29	3	7	7	16.14	21	5,776		
150	70	39	27	4	70	8	3	66	66			28	36.25	31	7,264		
151	27	24	3		26	1		27	26			3	58.33	22	7,659		
152	27	14	13		27	23	12	27	27	3	25	13	15.61	14	2,500		
187	11	8	3		11	1		11	11			3	30.66	6	5,000		
188	9	3	6		9			9	9			6	40.83	3	6,333		
189	5	5			5			5	5			5		5	7,040		
190	12	10	2		12			12	12			2		8	7,812		
191	50	18	31	1	50	5		49	49	1		31	48.67	13	8,000		
192	22	6	14	2	22			20	19			15	39.00	6	8,500		
193	22	7	15		22			22	22			14	46.64	7	7,500		
194	12	8	4		12	2		12	12	1		4	60.00	8	8,250		
215	22	17	5		22	2		22	22			5	58.00	16	7,131		
216	13	9	4		13	2		13	13			3	40.66	8	6,562		
217	22	7	14	1	22	6		21	21	2		15	47.73	5	7,500		
218	12	8	4		12			12	12			4	36.25	7	8,500		

<sup>1</sup>For renter - occupied dwelling units and vacant nonseasonal not dilapidated units, for rent.  
<sup>2</sup>For owner - occupied dwelling units and vacant nonseasonal not dilapidated units, for sale only.

HOUSING—BLOCK STATISTICS

Table 3.—CHARACTERISTICS OF HOUSING FOR WARDS, BY BLOCKS: 1950—Con.

Ward	Block	All dwelling units by occupancy and tenure				All dwelling units by condition and plumbing facilities			Occupied dwelling units			Contract monthly rent <sup>1</sup>		Value <sup>2</sup> of one-dwelling-unit structures		
		Total	Owner occupied	Renter occupied	Vacant non-seasonal not dilap., for rent or sale	Other vacant and non-resident	Number reporting	No private bath or dilap.	No running water or dilap.	Total	Persons per room		Number reporting	Average monthly rent (dollars)	Number reporting	Average value (dollars)
											Number reporting	1.51 or more				
4	219	20	7	13					20	20		13	5 01.5	3	7,233	
	220	23	12	11					23	23		11	4 23.6	10	8,400	
	221	32	17	15					32	31		15	4 12.6	11	8,727	
	222	23	11	9	2	1			23	20	1	11	4 52.7	9	9,222	
	223	27	14	12	1				27	26		11	4 54.5	10	6,800	
	243	21	5	16					21	21	1	16	3 15.6	4	6,125	
	244	23	13	9		1			23	22	1	8	4 05.0	10	6,300	
	245	25	11	12	2			10	25	23	2	14	4 19.2	7	7,142	
	246	25	9	12	4				24	20		15	3 64.6	6	6,416	
	247	25	8	15	2				25	23	2	15	4 39.3	3	7,166	
	248	30	7	22	1				30	29		23	4 48.2	3	6,333	
	249	18	9	9					18	16		9	4 67.7	4	8,575	
	250	37	10	24	2	1			34	32	2	24	3 79.1	3	7,333	
	251	22	7	15					22	21		14	4 13.8	5	5,366	
	252	12	6	6					12	12		6	3 25.0	6	5,680	
	272	6	2	4					6	6		4	2 90.0	2		
	273	24	6	17		1			24	23		15	3 96.0	4	5,750	
	274	22	13	8					22	21	1	8	5 55.0	9	7,277	
	275	23	10	10	1	1			23	20	1	12	5 07.5	6	8,333	
	276	29	9	19		1			29	28		19	4 26.6	3	8,000	
	277	23	7	13	3			10	22	20	2	16	4 26.8	3	7,566	
	278	7	5	1		1			7	6		1	7 33.3	6	7,333	
	279	11	9	2					11	11		2	6 41.6	6	6,416	
	280	11	5	6					11	11		6	4 50.0	5	5,600	
4	PART IN BLOCK AREA B															
	170	1		5												
	178	26	21	5					25	3	3	26	23	5	5,722	
	179	26	16	10					23	3	3	26	24	9	4,266	
	180	6	6						6			6	5		18	
	185	4	3	1					4			4	4		6	
	188	24	12	11		1			24	4		23	4	1	6,166	
	189	19	12	6					18	17		11	4 81.8	12	7,166	
	190	34	21	10		1			33	17	1	17	4 75.7	9	6,055	
	191	30	20	9		1			28	11		29	4 36.3	16	5,343	
	192	29	16	12				1	25	4	1	27	4 07.1	14	5,392	
	193	14	11	3					14	3		11	4 10.0	8	5,625	
	194	15	12	2		1			15	14		2		10	7,900	
	195	11	8	3					11	11		2		8	7,850	
	196	4	2	2					4	4		3	5 50.0	7	6,985	
	197	5	5						5	5		2		5	9,000	
	198	4	4	1					4	4		4		5	9,087	
	199	4	3	1					4	4		1		3	9,900	
	200	5	3	2					5	5		2		1		
	201	12	4	8					12	11		8	4 00.0	2		
	202	32	19	10		3			29	28		9	3 80.0	9	3 80.0	
	203	25	12	12		1			24	6		11	4 82.7	9	5 83.3	
	208	6	3	3					6	6		6	3 60.0	6	3 60.0	
	209	7	4	3					7	7		3	2 03.3	4	2 80.0	
	210	2							2			2		2		
	211	4	2	2					4	4		4		4		
	212	23	16	5					21	20		4	5 12.5	12	5 29.1	
	213	10	1	1					10	10		1		9	6,333	
	214	8	4	4					8	8		4	4 80.0	3	7,833	
	215	5	4	1					5	5		4		4	9,500	
	216	21	12	9					20	20		6	3 01.6	11	8,181	
	217	26	13	10		2			26	23		11	4 84.5	12	6,591	
	218	16	4	12					16	16		4	4 62.5	10	7,450	
	219	17	11	6					17	16		6	5 21.6	5	9,200	
	220	17	5	9					17	14		11	4 61.8	1		
	221	17	13	2					17	15		2		11	5 63.6	
	222	29	20	9					22	27	1	6	6 08.3	18	5 63.8	
	223	3	3	1					3	3		1		2		
	224	3	3						3	3		1		3	4 66.6	
	225	10	5	5					10	10		1	3 28.0	5	4 48.0	
	226	9	5	4					9	9		3	2 40.0	5	2 72.0	
	227	9		9					9	9		9	3 47.7	3	2 33.3	
	229	7	3	4					7	7		4	3 60.0	4	3 60.0	
	230	10	6	3		1			10	9		2	1 90.0	3	1 90.0	
	231	10	9	1					10	10		1		1		
	232	3	3						3	3		1		3	4 00.0	
	233	6	5	1					6	6		1		4	4 57.5	
	234	20	14	5		1			19	19		5	4 06.0	13	6 23.0	
	235	19	7	11		1			16	18		10	3 91.0	5	5 66.0	
	236	18	14	4					18	18		3	2 90.0	11	7 95.4	
	237	10	6	4					9	10		4	4 75.0	5	6 00.0	
	238	20	8	12					20	20		12	5 58.3	4	6 00.0	
	239	37	16	20		1			37	36		19	3 91.0	13	7 55.3	
	240	17	7	8		1			16	15		9	4 44.4	6	7 78.3	
	241	1							1							
	242	10	9	1					10	9		8		6	7 58.3	
	243	12	3	8		1			12	11		1	4 93.7	2		
	244	2							2							
	245	12	5	6		1			12	11		6	4 28.3	4	5 50.0	
	246	12	4	8					12	12		8	4 27.5	4	6 75.0	
	248	23		23		2			23	23		4	2 07.9	4		
	249	11	7	3		1			11	10		2	1 40.0	8	5 57.5	

<sup>1</sup>For renter - occupied dwelling units and vacant nonseasonal not dilapidated units, for rent.  
<sup>2</sup>For owner - occupied dwelling units and vacant nonseasonal not dilapidated units, for sale only.

Table 3.—CHARACTERISTICS OF HOUSING FOR WARDS, BY BLOCKS: 1950—Con.

Ward	Block	All dwelling units by occupancy and tenure					All dwelling units by condition and plumbing facilities			Occupied dwelling units			Contract monthly rent <sup>1</sup>		Value <sup>2</sup> of one-dwelling-unit structures	
		Total	Owner occupied	Renter occupied	Vacant non-seasonal not dilap. for rent or sale	Other vacant and non-resident	Number reporting	No private bath or dilap.	No running water or dilap.	Total	Persons per room	Occupied by non-white	Number reporting	Average monthly rent (dollars)	Number reporting	Average value (dollars)
4	250	13	12	1					13	12		13			12	4,758
	251	7	6	1					7	7	1	7		6	4,966	
	252	12	9	3					12	12		12	11.00	8	3,875	
	253	11	9	2					11	11	1	11		8	3,337	
	255	8	7	1					8	8	1	8		7	3,428	
	256	16	7	6		1	16	13	11	15	2	15	19.50	6	4,857	
	257	1														
	258	3	3							3		3			3	4,666
	259	7	7							7		7			7	3,828
	260	361		360		1	361			360	360	24	358	22.50	7	
	262	16	5	11			16			16	15		11	40.72	3	6,333
	263	15	8	4	1	1	14	1	1	13	13	1	4	30.00	8	6,187
	264	8	7	10			8			8	8		7		7	6,714
	265	17	7	6	1		16	3	1	17	17	1	10	38.00	3	7,666
	266	15	4	3	1		15	1	1	14	14		6	50.83	7	7,428
	267	7	4	3			7	2	1	7	7		1		2	
	268	305	155	128		2	305			288	288	1	14	43.28	10	8,000
	269	225	155	108			225			255	255		10	41.10	11	7,318
	270	72	42	28	1	1	71	5	3	70	70		10	41.03	35	7,894
	271	13	6	7			13			13	13		5	39.20	4	7,125
	272	20	13	6	1		20		2	19	18		6	52.00	13	7,192
	273	12	7	5			12			12	12		5	49.00	6	6,500
	274	2					2			2	2					
	275	16	10	5		1	16	4	2	15	15	1	5	44.40	10	7,950
	276	7	5	2			7	5	4	7	7	1	1		4	2,500
	277	7	7				7	5	3	7	7		7		7	3,185
	278	9	6	3			9			9	9	3	3	38.00	6	1,833
	279	21	16	2		3	21	13	10	18	18		1		18	4,183
	280	10	8	2			10			10	10	1	2		7	2,957
	282	1					1			1	1					
	283	14	13	1			13	12	9	14	12		14		12	1,950
	284	21	15	6			21	18	15	21	20		1		14	2,242
	285	4	2	1		1	4	2	1	3	3	1	1		2	
	286	1					1			1	1					
	287	23	12	11			22	3		23	23		10	41.80	8	6,850
	288	19	12	7			19			19	19		7	41.71	11	6,609
	289	9	7	1		1	9	2	2	8	8		1		5	5,200
	290	64	23	39	1	1	63	10	4	62	61	5	37	45.45	17	6,200
	291	12	9	3			12			12	12		3	43.33	8	7,362
	292	24	13	10		1	24			23	23		10	47.20	13	7,792
	293	15	5	10			15			15	15	1	10	41.80	4	10,000
	294	9	2	2			9	8	8	9	9	2	2		7	2,457
	295	6	4	2			6	4	3	6	6		2		4	3,325
	296	14	11	2		1	13	7	6	13	13	1	11		11	2,081
	297	16	8	8			16	10	4	16	16		8	30.00	7	4,257
298	5	3	2			5	4	4	5	5	1	1	18.00	1		
299	24	16	8			24	21	11	24	24	2	15	23.28	15	2,366	
300	11	3	3	1	1	11	10	6	11	11		2	8.62	2	737	
301	8	7	1			8			8	8		8		5	3,371	
302	19	10	9			19			19	19		10	50.10	5	7,800	
303																
304	22	12	8		2	22	3	1	20	20		8	45.62	10	6,360	
305	18	9	4		1	18			18	18		7	45.44	7	7,328	
306	10	5	4			10			10	10		4	41.75	3	10,333	
307	20	9	10		1	20			19	19		6	64.00	9	6,400	
308	18	11	7			18			18	18		6	42.10	9	8,055	
309	15	11	4			15			15	15		4	57.50	10	9,500	
310	17	11	5		1	17	1		16	16		5	38.25	9	9,500	
311	17	13	4			17		1	16	16		4	50.00	9	6,666	
312	18	13	5			18			18	18		5	49.00	13	7,730	
313	10	9	1			10			10	10		1		9	9,611	
314	13	6	4		3	12		6	10	10		10	32.25	5	3,900	
315																
316	10	5	5			10	8	7	10	10	2	5	20.60	4	3,000	
317	36	17	17		2	35	30	24	34	34	4	14	19.57	12	2,358	
318	8	4	3			8	5	4	8	8		3	26.66	3	3,166	
319	8	3	5			8	5	4	8	8		5		2		
320	21	12	9			21	12	12	21	21	1	14	53.40	7	5,114	
321	27	13	14			27	12	12	27	27		14	22.77	11	3,527	
322	8	7	1			8	7	4	8	8		1		7	2,214	
323	10	6	2		1	10	8	8	10	10		1		4	5,125	
324	13	6	7		1	13			13	12		1	51.42	6	5,800	
325	21	16	5			21			21	21		5	43.20	15	1,271	
326																
327	16	9	7			16			16	16		7	44.71	7	8,071	
328	13	5	8			13			13	13		3	41.00	3	8,333	
329	24	14	9		1	24	2	2	23	21	1	10	39.62	10	6,700	
330	17	8	9			17	1		17	17		5	40.50	5	6,200	
331	12	8	3		1	12	2		11	11		2		4	8,628	
332	14	11	3			14			14	14		2		4	7,590	
333	10	8	2			10		1	10	10		2		11	8,628	
334	27	16	10		2	25			24	23		16	37.81	3	9,625	
335	20	10	10			20			20	20		5	50.11	7	8,500	
336	14	9	5			14			14	14		5	57.00	7	7,642	
337																
338	4	4				4			4	4	1	2		4	5,875	
339	9	3	5		1	9	2	2	8	8		5	22.00	3	7,125	
340	9	5	2			9	7	6	9	9	1	1		3	3,333	
341	9	5	3			9	3	3	9	9		1		5	4,000	
342	10	8	5			10	3	3	10	10		4		3	4,300	
343	8	6	2			8			8	8		3		3	2,400	
344	8	6	2			8			8	8		2		6	7,000	

<sup>1</sup>For renter - occupied dwelling units and vacant nonseasonal not dilapidated units, for rent.  
<sup>2</sup>For owner - occupied dwelling units and vacant nonseasonal not dilapidated units, for sale only.

HOUSING—BLOCK STATISTICS

Table 3.—CHARACTERISTICS OF HOUSING FOR WARDS, BY BLOCKS: 1950—Con.

Ward	Block	All dwelling units by occupancy and tenure					All dwelling units by condition and plumbing facilities			Occupied dwelling units			Contract monthly rent <sup>1</sup>		Value <sup>2</sup> of one-dwelling-unit structures	
		Total	Owner occupied	Renter occupied	Vacant non-seasonal not dilap., for sale	Other vacant and non-resident	Number reporting	No private bath or dilap.	No running water or dilap.	Total	Persons per room	Occupied by non-white	Number reporting	Average monthly rent (dollars)	Number reporting	Average value (dollars)
4	341	10	7	3		10	5	1	10	10	3	10	3	27.66	7	3,928
	342	10	7	3		10	5	1	10	10	3	10	3	27.66	7	3,928
	343	10	7	3		10	5	1	10	10	3	10	3	27.66	7	3,928
	344	10	7	3		10	5	1	10	10	3	10	3	27.66	7	3,928
	345	10	7	3		10	5	1	10	10	3	10	3	27.66	7	3,928
	346	10	7	3		10	5	1	10	10	3	10	3	27.66	7	3,928
	347	10	7	3		10	5	1	10	10	3	10	3	27.66	7	3,928
	348	10	7	3		10	5	1	10	10	3	10	3	27.66	7	3,928
	349	10	7	3		10	5	1	10	10	3	10	3	27.66	7	3,928
	350	10	7	3		10	5	1	10	10	3	10	3	27.66	7	3,928
	351	10	7	3		10	5	1	10	10	3	10	3	27.66	7	3,928
	352	10	7	3		10	5	1	10	10	3	10	3	27.66	7	3,928
	353	10	7	3		10	5	1	10	10	3	10	3	27.66	7	3,928
	354	10	7	3		10	5	1	10	10	3	10	3	27.66	7	3,928
	355	10	7	3		10	5	1	10	10	3	10	3	27.66	7	3,928
	356	10	7	3		10	5	1	10	10	3	10	3	27.66	7	3,928
	357	10	7	3		10	5	1	10	10	3	10	3	27.66	7	3,928
	358	10	7	3		10	5	1	10	10	3	10	3	27.66	7	3,928
	359	10	7	3		10	5	1	10	10	3	10	3	27.66	7	3,928
	360	10	7	3		10	5	1	10	10	3	10	3	27.66	7	3,928
	361	10	7	3		10	5	1	10	10	3	10	3	27.66	7	3,928
	362	10	7	3		10	5	1	10	10	3	10	3	27.66	7	3,928
	363	10	7	3		10	5	1	10	10	3	10	3	27.66	7	3,928
	364	10	7	3		10	5	1	10	10	3	10	3	27.66	7	3,928
	365	10	7	3		10	5	1	10	10	3	10	3	27.66	7	3,928
	366	10	7	3		10	5	1	10	10	3	10	3	27.66	7	3,928
	367	10	7	3		10	5	1	10	10	3	10	3	27.66	7	3,928
	368	10	7	3		10	5	1	10	10	3	10	3	27.66	7	3,928
	369	10	7	3		10	5	1	10	10	3	10	3	27.66	7	3,928
	370	10	7	3		10	5	1	10	10	3	10	3	27.66	7	3,928
	371	10	7	3		10	5	1	10	10	3	10	3	27.66	7	3,928
	372	10	7	3		10	5	1	10	10	3	10	3	27.66	7	3,928
	373	10	7	3		10	5	1	10	10	3	10	3	27.66	7	3,928
	374	10	7	3		10	5	1	10	10	3	10	3	27.66	7	3,928
	375	10	7	3		10	5	1	10	10	3	10	3	27.66	7	3,928
	376	10	7	3		10	5	1	10	10	3	10	3	27.66	7	3,928
	377	10	7	3		10	5	1	10	10	3	10	3	27.66	7	3,928
	378	10	7	3		10	5	1	10	10	3	10	3	27.66	7	3,928
	379	10	7	3		10	5	1	10	10	3	10	3	27.66	7	3,928
	380	10	7	3		10	5	1	10	10	3	10	3	27.66	7	3,928
	381	10	7	3		10	5	1	10	10	3	10	3	27.66	7	3,928
	382	10	7	3		10	5	1	10	10	3	10	3	27.66	7	3,928
	383	10	7	3		10	5	1	10	10	3	10	3	27.66	7	3,928
384	10	7	3		10	5	1	10	10	3	10	3	27.66	7	3,928	
385	10	7	3		10	5	1	10	10	3	10	3	27.66	7	3,928	
386	10	7	3		10	5	1	10	10	3	10	3	27.66	7	3,928	
387	10	7	3		10	5	1	10	10	3	10	3	27.66	7	3,928	
388	10	7	3		10	5	1	10	10	3	10	3	27.66	7	3,928	
389	10	7	3		10	5	1	10	10	3	10	3	27.66	7	3,928	
390	10	7	3		10	5	1	10	10	3	10	3	27.66	7	3,928	
391	10	7	3		10	5	1	10	10	3	10	3	27.66	7	3,928	
392	10	7	3		10	5	1	10	10	3	10	3	27.66	7	3,928	
393	10	7	3		10	5	1	10	10	3	10	3	27.66	7	3,928	
394	10	7	3		10	5	1	10	10	3	10	3	27.66	7	3,928	
395	10	7	3		10	5	1	10	10	3	10	3	27.66	7	3,928	
396	10	7	3		10	5	1	10	10	3	10	3	27.66	7	3,928	
397	10	7	3		10	5	1	10	10	3	10	3	27.66	7	3,928	
398	10	7	3		10	5	1	10	10	3	10	3	27.66	7	3,928	
399	10	7	3		10	5	1	10	10	3	10	3	27.66	7	3,928	
400	10	7	3		10	5	1	10	10	3	10	3	27.66	7	3,928	
401	10	7	3		10	5	1	10	10	3	10	3	27.66	7	3,928	
402	10	7	3		10	5	1	10	10	3	10	3	27.66	7	3,928	
403	10	7	3		10	5	1	10	10	3	10	3	27.66	7	3,928	
404	10	7	3		10	5	1	10	10	3	10	3	27.66	7	3,928	
405	10	7	3		10	5	1	10	10	3	10	3	27.66	7	3,928	
406	10	7	3		10	5	1	10	10	3	10	3	27.66	7	3,928	
407	10	7	3		10	5	1	10	10	3	10	3	27.66	7	3,928	
409	10	7	3		10	5	1	10	10	3	10	3	27.66	7	3,928	
410	10	7	3		10	5	1	10	10	3	10	3	27.66	7	3,928	
412	10	7	3		10	5	1	10	10	3	10	3	27.66	7	3,928	
413	10	7	3		10	5	1	10	10	3	10	3	27.66	7	3,928	
415	10	7	3		10	5	1	10	10	3	10	3	27.66	7	3,928	
416	10	7	3		10	5	1	10	10	3	10	3	27.66	7	3,928	
417	10	7	3		10	5	1	10	10	3	10	3	27.66	7	3,928	
418	10	7	3		10	5	1	10	10	3	10	3	27.66	7	3,928	
419	10	7	3		10	5	1	10	10	3	10	3	27.66	7	3,928	
420	10	7	3		10	5	1	10	10	3	10	3	27.66	7	3,928	
421	10	7	3		10	5	1	10	10	3	10	3	27.66	7	3,928	
422	10	7	3		10	5	1	10	10	3	10	3	27.66	7	3,928	
423	10	7	3		10	5	1	10	10	3	10	3	27.66	7	3,928	
424	10	7	3		10	5	1	10	10	3	10	3	27.66	7	3,928	
425	10	7	3		10	5	1	10	10	3	10	3	27.66	7	3,928	
426	10	7	3		10	5	1	10	10	3	10	3	27.66	7	3,928	
427	10	7	3		10	5	1	10	10	3	10	3	27.66	7	3,928	
428	10	7	3		10	5	1	10	10	3	10	3	27.66	7	3,928	
429	10	7	3		10	5	1	10	10	3	10	3	27.66	7	3,928	
431	10	7	3		10	5	1	10	10	3	10	3	27.66	7	3,928	

<sup>1</sup>For renter - occupied dwelling units and vacant nonsensational not dilapidated units, for rent.  
<sup>2</sup>For owner - occupied dwelling units and vacant nonsensational not dilapidated units, for sale only.



Table 3.—CHARACTERISTICS OF HOUSING FOR WARDS, BY BLOCKS: 1950—Con.

Ward	Block	All dwelling units by occupancy and tenure					All dwelling units by condition and plumbing facilities			Occupied dwelling units				Contract monthly rent <sup>1</sup>		Value <sup>2</sup> of one-dwelling-unit structures	
		Total	Owner occupied	Renter occupied	Vacant non-seasonal not dilap., for rent or sale	Other vacant and non-resident	Number reporting	No private bath or dilap.	No running water or dilap.	Total	Persons per room		Occupied by non-white	Number reporting	Average monthly rent (dollars)	Number reporting	Average value (dollars)
											Number reporting	1.51 or more					
4	432	3		3		3	2	2	3	3	1		3	28.33			
	433	4	2	2		4			4	3			2		1		
	434	1															
4	PART IN BLOCK AREA C																
	136	6	5	1		5	3	2	6	6	1	6	1		5	5,260	
	137	1															
	138	6	5	1		6	1	1	6	6		6	1	5	5,100		
	139	19	15	3	1	14	5	5	18	16	2	18	2	12	6,291		
	140	5	5			4	1	1	5	4		5		3	3,933		
	141	5	5			5	2	2	5	5	1	5		5	4,340		
	142	2															
	179	7	6	1		5	4	2	7	5	1	7		5	4,500		
	180	8	8			6	2	2	8	8		8		8	3,450		
	181	8	7	1		6			8	7	1	8		8	5,600		
	182	3	3			2	1	1	3	3		3		2			
	183	9	8	1		9	3	1	9	9		9		8	3,500		
	184	4	4			3			4	4		4		4	6,000		
	185	10	8	2		7	3		10	9		10		7	6,285		
	186	10	7	3		8	3	1	10	10	1	10	2	7	4,400		
	187	9	8			7	1	1	9	8		9		8	3,937		
	188	6	4	2		6	2	2	6	6		6	2	4	6,750		
	189	6	5	1		6	2	2	6	6		6	1	5	4,240		
	190	5	5			2	1	1	5	5		5		5	4,700		
	191	2															
	227	1															
	228	2															
	229	2															
	230	4	4			4			4	4		4		4	5,375		
	231	2															
	232	3	3			2	1	1	3	3		3		3	17,500		
	233	6	6			6	1	1	6	6	1	6		6	5,500		
	234	6	6			6	1	1	6	6		6		6	5,083		
	235	9	9			6			9	8	2	9		7	5,142		
	236	7	10	2		11			12	11		12	1	9	5,833		
	237	3	10	6		8			16	8	1	16	1	7	4,971		
	238	11	10			10		1	10	10		10		9	3,977		
	239	8	4			12	6	2	12	12	3	12	4	6	4,666		
	240	10	9			10			10	10		10	1	7	4,071		
	241	11	3			11	6	4	11	11	2	11	3	8	2,780		
	242	7	3			5	2		6	5		5		3	4,333		
	243	14	13	1		14	2	2	14	14	1	14	1	12	4,241		
	244	15	14	1		15	2		15	15	1	15	1	14	4,214		
	245	9	9			9			9	9		9		9	4,777		
246	3	3			11	1		10	10		10		10	4,220			
247	4	4	2		5	4	2	5	5		5	2	3	3,500			
248	11	10	1		11	3	1	11	11	1	11	1	10	3,925			
249	5	5			4			4	4		4		4	3,910			
250	10	10			10	3	1	10	10		10		10	3,866			
251	11	11			11	3	1	11	11	1	11		11	4,400			
252	11	11			11			11	11		11		11	3,300			
253	14	9	2		11	1	1	11	11		11		8	6,937			
254	14	7			11			11	11		11		7	3,785			
255	15	10	6		16	3	2	16	16	1	16	6	9	6,377			
256	11	3			6	2	2	6	6	2	6	2	2	4,000			
257	7	3			6	4	2	7	6	1	7	1	1	5,000			
258	7	7			7	4	2	7	7		7		4	5,185			
259	19	14	4		18	1	1	18	18		18	3	13	6,533			
260	19	19			18			18	18		18		13	6,500			
261	22	19	3		22	7		22	22		22	2	18	8,305			
262	19	15	4	1	19	6		19	19	3	19	4	15	6,833			
263	13	12	1		13			13	13		13		12	5,500			
264	14	14	8		14	4		14	14	1	14	1	8	6,083			
265	20	17	2		20	4	1	19	19	2	19	2	3	7,833			
266	6	4	2		6	1	1	6	6		6		4	3,812			
267	6	5	1		6	4	1	6	6		6	1	4	3,300			
268	13	12	1		13	6		13	13	1	13		12	5,300			
269	3	3			3	1		3	3		3		3	6,500			
270	11	10	1		11	1		11	11		11		10	5,950			
271	11	8	3		11			11	11	1	11	1	8	6,750			
272	19	17	2		19	4		19	19		19		17	7,375			
273	4	4			4			4	4		4		4	3,275			
274	14	12	2		14	4		14	14	1	14	1	12	6,916			
275	7	7	1		7	1		7	7		7		7	7,300			
276	13	11	2		13	2		13	13	1	13	1	11	6,900			
277	9	5	3		9	6	4	9	8		9	3	10	4,125			
401	13	11	2		13			13	13		13		10	6,900			
402	9	5	3		9	6		9	8		9		4	4,125			
403	8	7		1	8			7	7		7		7	6,857			

<sup>1</sup>For renter - occupied dwelling units and vacant nonseasonal not dilapidated units, for rent.  
<sup>2</sup>For owner - occupied dwelling units and vacant nonseasonal not dilapidated units, for sale only.

HOUSING—BLOCK STATISTICS

Table 3.—CHARACTERISTICS OF HOUSING FOR WARDS, BY BLOCKS: 1950—Con.

Ward	Block	All dwelling units by occupancy and tenure					All dwelling units by condition and plumbing facilities			Occupied dwelling units			Contract monthly rent <sup>1</sup>		Value of one-dwelling-unit structures		
		Total	Owner occupied	Renter occupied	Vacant non-seasonal not dilap., for rent or sale	Other vacant and non-resident	Number reporting	No private bath or dilap.	No running water or dilap.	Total	Persons per room		Occupied by non-white	Number reporting	Average monthly rent (dollars)	Number reporting	Average value (dollars)
											Number reporting	1.51 or more					
4	404	14	5	9		14			14	14	3	14	9	3188	3	11333	
	405	14	5	9		14			14	14		14	1		3		
	406	18	1	17		18	10	2	18	18	1	18	5	2120	2	2937	
	407	18	1	17		18	5		18	13	1	18	4	2375	3	3025	
	422	32	25	7		30	14	4	31	31	1	31	6	2250	2	3930	
	423	6	6			5	3		6	6	1	6	1		1	4500	
	424	6	6			5	4		6	6		6			1	4583	
	425	5	5			5	4		5	5		5	2		2		
	426	16	15	1		16	4	4	16	16		16	1		1	4400	
	427	13	11	2		13	2	2	13	13		13	1		1	4500	
	428	19	10	9		19	9	4	19	19	1	19	8	2600	10	4350	
	429	12	11	1		12	1		12	12		12			10	5300	
	430	27	21	6		26	3	2	27	27	1	27	6	2516	19	3989	
	431	19	8	11		18	10		19	19	1	19	11	1654	7	2857	
	432	14	7	7		14	2	2	14	14	3	14	7	2000	6	3916	
	433	16	12	4		16	5		16	16		16	4	1900	12	4083	
	434	11	8	3		11	4		11	11		11	3	2366	7	5857	
	435	8	7	1		8			8	8	1	8	1		7	5214	
	436	7	3	4		7	6	5	6	6	2	6	2		3	3333	
	437	13	7	6		12	9	4	13	13	1	13	6	2450	7	3357	
	448	2	4	1		5	4		5	5	1	5	4		4	4300	
	449	5	4	1		4			5	5		5			4	5750	
	450	4	4			4			4	4		4			4	4500	
	451	20	15	5		19	2	1	20	19	1	20	15	3460	4	5187	
	452	13	10	3		12	1	1	13	12	1	13	3	3666	4	4409	
	453	27	22	5		27	7	7	27	27	3	27	4	2925	2	3833	
	454	21	17	4		21	7	2	21	21	1	21	4	3450	1	4642	
	455	15	14	1		15	2	2	15	15	2	15	1		1	5100	
	456	12	8	4		12	5	3	12	12	1	12	1	3000	5	5100	
	457	8	6	2		8			8	8	1	8	1		6	3250	
	458	17	11	6		17	1		17	17		17	6	2833	9	7344	
	459	19	12	7		19	1		19	19		19	3	3122	9	7888	
	460	16	11	5		16	1	1	16	16		16	1		14	3857	
	461	18	11	7		18	1	1	18	18	1	18	7	2785	1	5357	
	462	18	11	7		18	1	1	18	18	1	18	7	3350	1	2818	
	463	17	11	6		17	1	1	17	17	1	17	5	2820	9	4000	
	464	25	18	7		25	7	2	25	25	2	25	1	2941	1	4227	
	465	6	6			6	2	1	6	6	1	6	2		2		
	466	3	3			3	2	1	3	3	1	3	1		2	4777	
	467	13	11	2		13	4	3	13	13	1	13	2	3500	9	4611	
	509	13	9	4		13	2	1	13	13		13	3	2675	9	3000	
	510	20	15	5		20	3	1	20	20		20	4	2300	13	3615	
	511	14	11	3		14			14	14		14	4	3533	11	5454	
	512	4	4			4	1	1	4	4	1	4	2		1		
	513	20	10	10		20	8	6	19	19	1	19	9	3122	7	4685	
515	8	4	4		8	8	1	8	8		8	4	2150	7	5100		
516	6	1	5		6	3	1	6	6	1	6	0	3175	7	6285		
PART IN BLOCK AREA B																	
5	597	20	8	12		10	9	8	20	18	6	20	11	1381	6	4833	
	600	18	3	15		17	16	16	18	17		18	14	2192			
	601	151	3	148	1	149	1	1	150	150	15	150	146	2132			
	602	188	1	187	1	188	1	1	187	187	6	187	175	2179			
	604	15	1	14		13	8		15	15	4	15	14	2314			
	605	2				2			2	2		2					
	606	15	10	5		15	11	3	15	15	4	15	5	1620	10	2470	
	617	7	3	4		7	6	5	7	7	1	7	4	1700	3	1600	
	618	1				1			1	1		1					
	619	5		5		5	5	2	5	5		5	5	1960			
	620	43	3	40	3	39	36	26	40	39	11	39	40	1805	1		
	622	35	3	32		35	26	16	35	34	4	34	33	2054			
	623	28	9	19		27	18	2	28	28	2	28	19	2152	5	6100	
	624	23	6	17		23	14	13	23	22	3	22	16	1593	6	3250	
	626	16	16			16	64	57	16	16	11	16	11	2560	11	3281	
	637	11	3	8		13	7		11	11	4	11	19	3073	2		
	638	113	3	110	3	101	96	81	107	96	22	105	100	1648	1		
	639	75	7	68	2	72	40	20	69	66	4	65	62	2445	3	3000	
	640	196	6	190		196	72	40	196	194	11	195	193	2339			
	641	49	4	45	1	49			48	45	3	48	49	2251			
	643	25	3	22		24	21	1	25	25	7	25	21	1685	3	5500	
	644	25	2	23	1	23	22	1	24	24	4	24	23	2086	2		
	645	4	1	3		4	3		4	4		4	2				
	646	28	2	26		27	25	18	28	28	6	28	25	2044	2		
	647	28	2	26		28	25	7	28	28	2	28	21	1561	2	6900	
	649	28	2	26		28	21	7	28	28	3	28	23	1913	5	4300	
	649	28	2	26		28	25	1	28	28	1	28	23	3756	2		
	653	10	7	3		10	9	1	10	10		10	6	3666	1		
	656	7	1	6		7	7		7	7		7	6	2816			
	657	23	8	15		23	12	4	22	22	2	22	14	3271	8	6125	
	659	31	6	25		31	22	19	28	28	1	27	21	2576	6	4250	
	660	10	4	6		10	13		10	10	5	10	15	1320	4	2925	
	661	22	4	18		22	16		22	22		22	18	1777	4	4250	
	662	39	2	37	1	38	20	19	37	37	9	36	36	2900	1		
	663	61	8	53	1	61	51	49	61	61	10	60	53	2566	6	3533	
	667	16	3	13		16	13		16	14	1	14	14	3192			
	668	14	3	11		14	12		14	14	1	14	11	2390	3	3433	
	679	58	4	54		55	45	45	56	56	7	58	48	2550	2		

<sup>1</sup>For renter - occupied dwelling units and vacant nonseasonal not dilapidated units, for rent.  
<sup>2</sup>For owner - occupied dwelling units and vacant nonseasonal not dilapidated units, for sale only.

Table 3.—CHARACTERISTICS OF HOUSING FOR WARDS, BY BLOCKS: 1950—Con.

Ward	Block	All dwelling units by occupancy and tenure					All dwelling units by condition and plumbing facilities			Occupied dwelling units			Contract monthly rent <sup>1</sup>		Value <sup>2</sup> of one-dwelling-unit structures		
		Total	Owner occupied	Renter occupied	Vacant non-seasonal not dilap., for rent or sale	Other vacant and non-resident	Number reporting	No private bath or dilap.	No running water or dilap.	Total	Persons per room		Occupied by non-white	Number reporting	Average monthly rent (dollars)	Number reporting	Average value (dollars)
											Number reporting	1.51 or more					
5	680	2039		23			28	23	29	28	2	29	21	28.00			
	682	2033	136	47	2	1	62	20	60	29	2	29	47	26.65	4	3,375	
	683	2048	3	44		1	46	23	47	46	8	47	41	30.26	12	5,208	
	684	2033		30			3	1	3	3		3	3	24.66			
	685	2000		13			15	7	20	16	3	20	20	25.25			
	687	1919		13			19	13	19	19	10	19	13	27.15	6	2,033	
	688	1102		7			10	6	10	10	2	10	7	33.71	3	3,166	
	689	2222		17			22	7	22	22	2	22	17	22.29	5	3,280	
	690	441		39		1	40	5	40	40	5	39	39	27.07	1		
	691	20		20			19	1	20	20	5	20	19	31.10			
	693	24		23			23	2	24	24	2	23	21	32.61			
	694	225		25		1	24	3	25	25	3	25	25	24.48			
	695	32		29			32	7	32	32	1	30	28	29.53	3	4,166	
	696	26		4			6	6	6	6		6	4	20.00	1		
	697	21															
	698	22		2			21	15	11	21	4	19	21	19.33			
	699	23		2			28	18	11	27	1	26	26	23.69	1		
	701	26		8			28	7	1	28	8	8	8	18.75			
	702	39	10	29			28	26	3	39	39	39	29	21.79	8	3,625	
	703	23	5	18			22	10	5	23	22	23	18	29.00	3	7,000	
	704	44	3	41			42	28	23	44	42	9	44	39	26.84		
	705	29		8			29	1	1	28	8	8	8	33.25			
	706	24		9			23	18	15	22	9	21	20	35.62			
	707	24	2	20		2	23	18	15	21	1	21	20	26.35			
	708	23		22			18	14	14	23	23	10	22	24.45	1		
	709	18		12		3	18	15	13	15	15	14	11	11.27			
	710	33		30			33	17	17	33	33	31	30	31.16	1		
	711	33		28		1	32	19	18	31	31	22	27	41.18	2		
	712	30		29			30	1	1	30	30	22	29	31.17			
	713	27		23			26	6	2	27	26	27	21	27.52	4	5,625	
	714	33		31		2	30	16	11	31	31	4	31	21.25			
	715	29		29			29	19	13	29	29	10	29	23.13			
	716	33		33			31	25	11	33	33	5	32	22.50			
	717	50	1	48		1	50	31	1	49	49	9	48	30.29			
	718	10		9			10	1	1	9	9	9	9	32.11			
	719	15	2	2		1	5	5		4	4	3	2		2		
	720	1															
	721	1		2			2	2		2	2	3	2				
	722	2		1		1	2	8	1	2	2	7	1	19	34.63	2	
	723	2		0		1	2	11	7	2	2	4	2	19	26.26		
	724	11		9			11	6	6	11	11	1	9	28.33	1		
	725	18		14			18	6	9	18	18	3	14	36.28	2		
	726	4		3		8	4	4	9	3	3	2	3	28.31			
	727	25		22			25	13		25	25	3	21	27.61	3	1,326	
	728	22		14		2	21	8	2	21	21	2	15	41.06	1		
	729	8		6			8	8		8	8	6	6	36.66			
	730	55		46		2	51	23	1	53	53	6	52	25.18	5	4,600	
	PART IN BLOCK AREA B																
	1	27	7	15	4	1	24	14	2	22	21	1	16	35.50	1		
	2	28		24		2	27	33	2	26	25		22	42.45	1		
3	49		44		9	41	40		48	48	11	44	33.20	1			
4	45		41		10	44	39		45	45	10	41	34.41	1			
5	11	1	10			11	2	2	10	10	1	12	38.16	1			
6	19	2	17		1	19	40	39	19	19	2	14	25.95	1			
7	19		17			19	9	3	19	18	4	19	31.66				
8	44		41		2	44	13	11	41	41	6	42	27.76				
9	52	2	49		1	51	27	11	51	51	6	49	28.51	2			
10	29	4	24		1	29	18	16	28	28	5	22	27.77	4	4,575		
11	33	7	26			30	8	7	33	33	2	29	23.11	5	2,700		
12	16		15			16	19	13	16	16	3	13	34.69				
13	33	3	30		2	33	32	32	30	30	2	26	37.26	4	5,075		
14	43	4	39			44	29	1	46	44	4	44	28.70				
15	43	4	39			43	9	9	43	43	2	42	41.27	1			
16	23	1	22			23	4	4	23	23	1	22	43.44	1			
17	22	1	21		7	22	15	8	22	22	1	22	40.75				
18	22	7	15			19	15	19	15	15	1	10	49.50	3	10,166		
19	9		8		1	9	9		8	8		9	49.44				
20	1																
21	60	2	51		7	56	44	10	53	52	7	52	38.73				
22	22	1	21			21	11		22	21	1	18	43.00				
23	3		2		2	3	4		3	3	6	2	47.66				
24	2		2			2	4		2	2	1	2	31.60				
25	44	4	39		1	42	6	4	43	43	4	43	41.90				
26	11		10		1	11	6	4	10	10	5	10	39.42	1			
27	17		17			17	1	1	17	16	2	15	35.53				
28	39		34			39	22	1	39	39	1	36	34.41	2			
29	14		14			14	2	2	14	14	1	13	38.84	1			
30	51		44		1	49	16	12	50	49	1	43	29.69				
31	38		33			38	13	8	38	38	3	35	36.08	3			
32	30		28		2	31	3		30	30	1	28	32.30				
33	27		26			27	3	17	27	27	2	24	38.54	3	5,666		
34	27		26		1	26	19	17	26	25	2	24	32.56				

<sup>1</sup>For renter - occupied dwelling units and vacant nonseasonal not dilapidated units, for rent.  
<sup>2</sup>For owner - occupied dwelling units and vacant nonseasonal not dilapidated units, for sale only.

HOUSING—BLOCK STATISTICS

Table 3.—CHARACTERISTICS OF HOUSING FOR WARDS, BY BLOCKS: 1950—Con.

Ward	Block	All dwelling units by occupancy and tenure					All dwelling units by condition and plumbing facilities			Occupied dwelling units			Contract monthly rent <sup>1</sup>		Value <sup>2</sup> of one-dwelling-unit structures			
		Total	Owner occupied	Renter occupied	Vacant non-seasonal not dilap., for rent or sale	Other vacant and non-resident	Number reporting	No private bath or dilap.	No running water or dilap.	Total	Persons per room		Occupied by non-white	Number reporting	Average monthly rent (dollars)	Number reporting	Average value (dollars)	
											Number reporting	1.51 or more						
5	54	15	1	14					15	15		14	14	43.21	1			
	55	43	5	38				2	43	39	5	43	35	40.94	1			
	56	17	1	16					17	17	1	17	16	40.00	1			
	57	1																
	58	73		65	8	2	74	65	5	65	64	14	1	68	27.19			
	59	7		7			7			7	7			7	45.57			
	60	4		4			4			4	4			4	43.25			
	61	4		4			4			4	4			3	50.00			
	62	10		10			10	6	6	10	7		2	7	53.14			
	63	24	1	17		6	23	19	19	18	17	7	13	17	33.23			
	64	69	12	12			12			12	12		8	12	38.91			
	65	70	69			8	63	55	28	60	54	15	60	60	23.83			
	66	71	16				15	8	7	16	15	8	15	15	37.06			
	67	72	4	1	3		4			4	4		4	3	45.33	1		
	68	73	31	1	29		29			30	28	3	30	29	36.00			
	69	74	20		20		20	15	11	20	20	4	20	20	28.65			
	70	75	18	3	14		17	6	3	17	16	4	16	13	35.23	3	4.333	
	71	86	3		3		3	3	3	3	3	2	1	3	23.00			
72	88	24	2	19	3	23			21	20		22	22	42.04				
73	89	6		4	2	6			4	2		6	6	44.00				
	109	1																
	110	19	1	11		7	19	19	19	12	4		11	38.45				
	115	1																
6	PART IN BLOCK AREA A																	
	306	24	7	17			21	9		24	19	1	16	44.81	2			
	307	11	5	6			11	4	3	11	11	1	6	33.33	4	5.875		
	308	13	3	9	1		12	3		12	11		10	34.90				
	330	25	11	14			25	4		25	25	2	14	36.92	5	4.700		
	331	40	21	17	1	1	38	2		38	36	1	17	44.58	14	5.957		
	332	32	15	14	3		30	5		29	26		15	42.80	8	5.750		
	333	79	24	49	5	1	76	26		73	70	4	49	41.46	13	4.753		
	334	13	2	9	1	1	13	9	3	11	10	2	10	28.60	1			
	335	34	5	27	2		32	7		32	32		27	47.37				
	336	38	8	29	1		38	3		37	37		29	37.24	6	5.566		
	337	68	24	42	1	1	68	23	1	66	66	4	41	38.95	10	4.650		
	338	31	8	22		1	31	7	1	30	22	1	22	35.22	5	6.100		
	339	50	14	36			50	24		50	42		34	36.47	5	6.500		
	340	29	10	18	1		29	3		28	27	1	19	42.84	8	5.937		
	397	53	15	35	2	1	51	21	3	50	36		31	36.45	9	6.555		
	398	55	11	41	3		54	11	2	52	44	1	38	40.44	2			
	399	65	17	44	4		64	10		61	61	1	47	44.78	5	6.500		
	400	43	7	32	4		40	4		39	38	1	31	32.67	2			
	401	18		16		2	17	12		16	16		14	41.50				
	402	93	10	74	8	1	92	30	1	84	83	7	79	42.87	3	8.000		
	403	41	14	24	1	2	38	11	1	38	25	2	22	43.90	7	7.571		
	404	64	13	49	2		62	25		62	46	1	47	38.76	6	7.950		
	6	PART IN BLOCK AREA B																
		438	7	3	4			7			7	7		4	82.50	1		
		439	15	7	8			15	6		15	15		9	39.75	6	6.750	
		442	10	3	7	1		10	2		10	10		1	39.75	3	7.766	
		443	14	5	9	1		13	8	4	14	13		10	34.50	1		
444		15	6	9		2	13	8	6	13	10	3	13	19.28	5	2.100		
445		10	5	5			10			10	10		5	27.00	2			
446		12	2	10			12	1	1	12	12		12	35.70	1			
447		1					1			1	1		1					
448		39	35	4			38	2	1	39	38	1	39	44.66	35	5.382		
449		23	23				22			23	23		23	3	9.871	21		
450		9	9				9			9	9		9		9	7.388		
451		25	20	5			24	3	2	25	25		25	4	31.25	20	7.210	
452		24	22	2			24	1	1	24	24		24	2	7.542	21		
453		18	17	1			18			18	18		18	1	5.429	17		
454		1					1			1	1		1					
455		3	3				3	1	1	3	3		3		3	6.000		
456		3	2	1			3			3	3		3	1		2		
457		4	3	1			4			4	4		4		4	2		
458		17	9	8			17	2		17	17		17	8	35.12	9	6.611	
459		9	3	4	2		9	2		7	7		4	4	51.50	2		
460		27	5	21	1		27			26	26		21	21	43.42	2		
461		30	17	13			30			30	30		13	37.07	16	8.562		
462		23	10	11	2		21	1		21	20		10	44.50	5	7.700		
463		28	11	15	2		28	11		26	26		17	40.29	4	8.250		
464		30	8	18	5		30			25	25		21	57.04	4	7.625		
465		41	8	30	3		40	1		38	37		31	42.29	3	9.000		
466		7	3	4			7			7	7		4	52.75				
467		23	11	11	1		23	2		22	22		10	49.60	6	8.500		
468		34	8	23	3		33	8	3	31	30	2	24	39.12				
469		14	4	10			13	1	1	14	13		9	54.11	3	5.500		
470		13	7	5	1		13	2		12	11		4	41.50	6	7.333		
471		22	8	14			22	14	11	22	21	2	22	13	19.30	7	5.742	
472		13	9	4			11	11	11	13	13		1	13	14.75	9	2.077	
473		13	4	9			13		2	13	13		9	21.11	1			
474		21	13	8			19	2	1	21	20	1	21	8	35.62	10	4.550	
475		58	25	33			57	10	5	58	57	3	57	33	30.69	20	5.575	

<sup>1</sup>For renter - occupied dwelling units and vacant nonseasonal not dilapidated units, for rent.  
<sup>2</sup>For owner - occupied dwelling units and vacant nonseasonal not dilapidated units, for sale only.

Table 3.—CHARACTERISTICS OF HOUSING FOR WARDS, BY BLOCKS: 1950—Con.

Ward	Block	All dwelling units by occupancy and tenure					All dwelling units by condition and plumbing facilities			Occupied dwelling units				Contract monthly rent <sup>1</sup>		Value <sup>2</sup> of one-dwelling-unit structures	
		Total	Owner occupied	Renter occupied	Vacant non-seasonal not dilap., for rent or sale	Other vacant and non-resident	Number reporting	No private bath or dilap.	No running water or dilap.	Total	Persons per room		Occupied by non-white	Number reporting	Average monthly rent (dollars)	Number reporting	Average value (dollars)
											Number reporting	1.51 or more					
6	476	25	16	9		25	1	1	25	25		25	9	35.77	14	6,392	
	477	9	6	3		8			9	8		9	2		5	5,500	
	478	16	11	5		16			16	16		16	5	47.80	10	6,500	
	479	14	11	3		14	1	1	14	14		14	3	48.33	10	6,350	
	480	21	15	6		18	7	4	21	19	2	21	5	22.80	13	4,207	
	481	14	13	1		13			14	14		14	1		13	5,423	
	482	31	21	10		31	7	2	31	29	3	31	9	34.66	17	7,364	
	483	21	19	2		21			21	21		21	2		19	6,815	
	484	8	7	1		8			8	8		8	1		6	7,050	
	489	7	5	2		7			7	7		7	2		5	1,620	
	490	6	3	3		6			6	6		6	3	35.00	1		
	491	13	9	4		13	4	4	13	12	2	13	4	16.75	7	7,357	
	492	6	6			5			6	6		6	5		5	4,600	
	493	22	15	6		21	1	1	21	21		21	6	37.16	14	7,642	
	494	31	18	13		31	7	4	31	29	1	31	13	29.00	15	4,520	
	495	42	23	18	1	41	9	6	41	41	2	41	18	33.16	15	3,666	
	496	10	2	8		10	2	2	10	10		10	8	38.37	1		
	497	28	12	12	3	28	13	1	28	24	1	28	14	44.92	6	9,166	
	498	74	24	45	3	72	19	3	69	69	1	69	46	44.80	10	8,250	
	499	18	8	8	2	15	2		16	15		15	7	51.42	5	9,840	
	500	12	7	5		12			12	12		12	3	29.33	1		
	501	7	6	1		7			7	7		7	1		6	5,416	
	502	38	22	15		33	5	2	37	33		33	13	45.30	14	11,357	
	503	59	18	40	1	53	6	1	58	52	1	58	35	46.00	6	12,000	
	504	29	17	10	2	28	2		27	26		27	10	52.20	11	10,545	
	505	29	5	22	2	28	5		27	27		27	22	50.50	2		
	506	46	12	31	1	46	13		43	43	4	43	32	48.37	7	9,857	
	507	49	11	36	1	49	12		47	47		47	37	43.54	5	6,200	
	508	60	19	41	1	60	4		59	59	2	59	40	44.17	7	7,500	
	509	33	13	17	3	32	9	1	30	29		29	20	48.35	9	9,111	
	510	35	14	21		35	9		35	35	1	35	20	45.45	7	7,857	
	511	47	11	34	2	47	27	4	45	45	1	45	33	47.06	6	7,750	
	512	21	11	10		20	7		21	20		20	9	28.88	4	5,325	
	513	10	7	3		9			10	10		10	3	35.00	6	6,133	
	514	4	2	2		4			4	4		4	2		2		
	515	19	8	11		19			19	19		19	10	43.00	6	4,333	
	516	20	13	7		20	2		20	20		20	7	37.42	10	4,680	
	517	44	23	21		42	11		44	41	4	44	20	29.80	17	4,900	
	518	34	24	10		33	9		34	33	3	34	10	24.80	21	8,261	
	519	23	8	14		22	9	2	22	22	2	22	14	23.42	8	7,437	
	520	22	11	10	1	22	5	3	21	21	3	21	10	23.20	11	5,818	
	529	1				1			1	1		1	8	21.87	11	10,909	
	529	25	15	10	7	25	5	4	25	25		25	7	39.71	7	9,857	
	530	17	10	7		17			17	17		17	14		5		
	533	56	19	42	4	56	9	1	51	51	2	51	43	47.06	5	10,000	
	533	48	12	36	2	48	13	1	48	46	2	48	31	50.35	7	10,142	
	533	60	17	44	1	57	14	2	60	56	2	60	42	41.61	8	9,625	
	533	41	15	25		40	4		40	39		40	25	46.34	4	8,375	
	533	49	8	40	1	46	12		48	42	1	48	40	44.85	3	9,666	
	533	5	4	1		5			5	5	1	5	1		4	8,125	
PART IN BLOCK AREA D																	
7	78	5	4		5	1	1	4	4		4			4	4,625		
	79	11	8	3		11	4	3	11	11	2	2		6	3,466		
	80	8	6	2		8	1	1	8	8		8	5	5	5,400		
	81	8	8			8			8	8		8	7		7	5,042	
	83	19	9	9		16	4		18	14	2	18	7	42.57	2		
	84	14	8	6	1	14	3	1	14	14		14	5	32.20	7	6,928	
	85	11	9	2		11			11	11		11	1		8	5,375	
	86	24	18	6		23	3	1	24	22	1	24	4	36.75	6	6,031	
	87	7	7			7	2		7	7		7	5		5	5,800	
	88	16	9	7		16	2		16	15		15		32.50	8	4,725	
	89	2				2			2	2		2	1		2		
	90	3	2	1		3			3	3		3			2		
	91	1				1			1	1		1			1		
	92	2				2			2	2		2			2		
	93	15	10	4	1	15	2		14	14	1	14	5	45.00	9	8,000	
	94	16	11	5		15	2		16	16		16	3	43.33	9	6,666	
	95	11	7	4		11			11	11		11	4	48.75	4	5,375	
	96	10	10			10	1	1	10	10		10	6		6	4,916	
	97	11	7	4		11	4	4	11	10	2	11	3	26.66	6	4,116	
	98	3	3			3	2	2	3	3		3	1		3	3,333	
	99	4	4			4	3	3	4	4		4			4	2,300	
	100	8	2	5	1	8	4	4	7	7		7	4	21.83	2		
	101	11	10	1		11	2	2	11	11		11	1		10	3,330	
	102	10	8	2		10	1	1	10	10		10	2		8	4,837	
	103	19	9	10		18	2	1	19	19	1	19	6	40.83	7	6,571	
104	4	3	1		4	2		4	4		4	5	30.00	2			
105	4	3	1		4	4		4	4		4	1		3	4,666		
106	10	8	2		10	5	1	10	10		10	2		7	5,000		
107	5	5			5	1		5	5		5	4		5			
108	7	1	6		7			7	7	1	7	6	30.33	1			
109	8	2	6		8	4	1	8	8	3	8	6	30.00	2			
110	1				1			1	1		1			1	5,340		
111	5	5			5			5	5		5			5	6,166		
112	10	9	1	1	10			10	10		10	1		9	8,200		
113	12	6	5		12	2		11	11		11	4	28.75	5			

<sup>1</sup>For renter - occupied dwelling units and vacant nonseasonal not dilapidated units, for rent.  
<sup>2</sup>For owner - occupied dwelling units and vacant nonseasonal not dilapidated units, for sale only.

HOUSING—BLOCK STATISTICS

Table 3.—CHARACTERISTICS OF HOUSING FOR WARDS, BY BLOCKS, 1950—Con.

Ward	Block	All dwelling units by occupancy and tenure				All dwelling units by condition and plumbing facilities			Occupied dwelling units			Contract monthly rent <sup>1</sup>		Value of one-dwelling-unit structures		
		Total	Owner occupied	Renter occupied	Vacant non-seasonal not dilap., for rent or sale	Other vacant and non-resident	Number reporting	No private bath or dilap.	No running water or dilap.	Total	Persons per room		Number reporting	Average monthly rent (dollars)	Number reporting	Average value (dollars)
											Number reporting	1.61 or more				
7	114	17	10	7		17	2	1	17	17		7	4885	9	7877	
	115	4	3	3		7	1	1	7	7		3	5333	4	5000	
	116	12	3	3		15	1	1	15	15		1	3933	11	4363	
	117	6	1	1		7	4	4	7	7	1	1		5	2740	
	118	1	1	1		2	2	2	2	2		1				
	119	4	4	4	11	10	10	10	10	10	1	4	1250	4	5000	
	120	6	4	4	5	10	2	2	10	10		4	3833	6	1333	
	121	17	3	3		20			20	20		5	5620	15	5420	
	122	7	3	3	3	13			10	10		7	5620	6	5633	
	123	18	11	6	1	18	1		17	17		9	3857	9	6666	
	124	6	5	1		6			6	6		1		2	5533	
	125	3	1	2		4			4	4		3		4	6050	
	126	5	4	1		4			4	4		6	2816	13	5169	
	127	20	14	6		19	2		20	20		3	2166			
	128	1														
	129	6	2	3		6	2		5	5		3		10	4700	
	130	10	8	3		10			10	10		10	5570	26	7111	
	131	38	27	8	3	38			35	35		5	4520	8	5700	
	132	17	12	3		17	2		17	17		1		16	7231	
	133	20	17	3		18	1		20	18		1				
	134	21	18	2	1	20			20	20		2		18	5972	
	135	12	11	1		12	11	10	12	12	10	1		11	2018	
	136	11	10	1		11	3	3	11	11		1		10	5690	
	137	15	15			15			15	15		1		15	7053	
	138	10	10			10			10	10		1		10	7750	
	139	21	20	1		21			21	21		1		20	10730	
	141	15	13	2		15			15	15		1		12	7433	
	142	21	20	1		21			21	19		1		18	15638	
	143	21	20			20			20	20		20		20	7225	
	144	20	20			20			20	20						
	145	20	19	1		19			20	20		1		19	6947	
	146	15	15			15			15	15		15		15	6920	
	147	8	8			8			8	8				8	7400	
	148	19	18	1		19			19	18		1		18	8122	
	149	10	10			10			10	10				10	7540	
	150	7	7	1		7			8	8		1		4	8875	
	151	20	20	14	2	36			34	34	11	7	5000	17	7658	
	152	11	11	6	1	18			17	17		10	6142	10	7680	
	153	10	10			10			10	10		7		7	7850	
	154	8	7	1		8	1	1	8	8		1		7	5871	
	155	8	6	2		8			8	8		2		6	6450	
	156	4	4			4			4	4		4		4	7325	
	157	12	10	1		11			11	11		1		10	6900	
	158	28	25	3		27	2		28	26	1	3	7000	17	11111	
	159	22	22			22			22	22				27	7807	
	160	3	3	1	2	3			3	3		2		12	6708	
	161	14	11	1	2	14	2		12	12		2		5	7780	
	162	11	10	1		10			10	10		1		14	8214	
	163	17	16	1		17			17	17		3	7000	18	7650	
	164	11	11			11			11	11						
	165	24	21	3		24			24	23						
	166															
	167	93	84	5		89			89	89		5	6640	84	7567	
	168	7	7			7			7	7		7		7	7471	
	169															
	170	1	1			1			1	1						
	171	19	11	8		19			19	19		8	5450	7	7000	
	172	24	13	10	1	23			23	22		3	5422	8	7750	
	173	22	22			22			22	22		10	5471	18	9716	
	174	29	19	10	2	29			28	28		15	5940	15	6700	
	175	19	13	6	1	19			19	18		11	4616	11	6581	
	176	6	2	4		6			6	6		3	5966	2		
	177															
	178	6	5	1		6			5	5		1		5	7060	
	179	14	10	3		14	1	1	11	11		2		12	6558	
	180	24	21	3		25			23	23		2		12	8900	
	181	12	11	1		12			11	11		5	6900	6	6500	
	182	12	11	1		12			11	11		5	6600	4	7125	
	183	12	11	1		12			11	11		2		10	9450	
	184	19	16	3		19			19	16		2		22	7881	
	185	27	27			27		1	27	23				22	8250	
	186	11	11			11			11	11		2		2	8250	
	187	4	3	1		4	3		4	3		5	5200	2	11434	
	188	4	4			4			4	4		3		3	10333	
	189															
	190	14	11	3		14			14	14		3	4833	10	8310	
	191	7	7	1		7			6	6		3	3500	1	7214	
	192	9	5	4		9			9	9		2		7	7400	
	193	3	2	1		3			3	3		1		5	7084	
	194	22	21	1		22	2	2	25	25		4	6800	19	8041	
	195	26	26			26			26	26		2		24	8041	
	196	21	21			21			20	20		3	6500	18	7433	
	197	3	3			3			3	3		1		1		
	198	3	3	1		3			3	3		11	4863	16	7531	
	199	5	5			5			5	5		22	5666	6	10000	
	200	16	16			16			16	16		3	5490	14	8428	
	201	3	3	2		3	2	2	3	3		3	5251	2		
	202	10	10			10			10	10		19	5373	2		
	203	7	7			7			7	7		6	4833	4	8250	
	204	14	14			14			14	13		23	6765	25	27776	
	205	6	6			6			6	6		7	6600	9	7444	
	206	8	8			8			8	8		12	6458	11	8209	
	207	2	2	1		2			2	2						

<sup>1</sup>For renter - occupied dwelling units and vacant nonseasonal not dilapidated units, for rent.  
<sup>2</sup>For owner - occupied dwelling units and vacant nonseasonal not dilapidated units, for sale only.

Table 3.—CHARACTERISTICS OF HOUSING FOR WARDS, BY BLOCKS: 1950—Con.

Ward	Block	All dwelling units by occupancy and tenure					All dwelling units by condition and plumbing facilities			Occupied dwelling units			Contract monthly rent <sup>1</sup>		Value <sup>2</sup> of one-dwelling-unit structures		
		Total	Owner occupied	Renter occupied	Vacant non-seasonal not dilap., for rent or sale	Other vacant and non-resident	Number reporting	No. private bath or dilap.	No. running water or dilap.	Total	Persons per room		Number reporting	Average monthly rent (dollars)	Number reporting	Average value (dollars)	
											Number reporting	1.51 or more					Occupied by non-white
7	208	27	13	14		26			27	27		13	62.30	9	8,666		
	209	14	9	4	1	14	1		13	13	1	4	69.50	8	8,300		
	210	17	14	3		16	1	1	17	16		3	64.33	13	8,600		
	211	16	7	8		15			15	15		8	53.50	4	7,725		
	212	22	17	4	1	21			21	15		3	63.33	17	9,525		
	213	30	25	5		30	1	1	30	21		5	58.80	24	8,975		
	214	25	22	3		24			25	23		2		19	16,294		
	215	13	10	1	1	13			11	10		1		9	8,311		
	216	16	15			16			15	15				15	8,253		
	217	20	16	3	1	20	3		19	19		3	41.66	15	9,066		
	218	24	20	4		23			24	23		3	55.00	19	9,352		
	219	23	17	6		23			23	23	1	6	41.83	17	9,205		
	220	3	3			2			3	1		1		1			
	221	25	19	6		25			25	25		6	52.66	14	14,464		
	222	22	4	14		17	2		18	17		13	57.92	2			
	223	20	15	2		20		3	17	17		2		14	19,807		
	224	15	11	4		15			15	15		4	57.75	10	10,290		
	237	8	8			8			8	8				6	8,416		
	238	6	5	1		6			6	6		1		4	7,750		
	239	16	11	5		15			16	15		5	49.80	9	11,000		
	240	11	10		1	11			10	10				11	9,263		
	241	41	32	8		40	2		40	40		6	42.66	29	7,834		
	242	12	9	3		12	1	1	12	12	1	3	29.66	8	7,875		
	243	29	24	5		29			29	29		5	47.60	17	14,223		
	244	1															
	245	11	9	2		11			11	11		2		9	7,800		
	246	9	8		1	9			8	8				9	10,500		
	247	19	19			19			19	19				19	9,463		
	248	19	18	1		19			19	19				18	9,183		
	249	15	13	2		15			15	15		2		12	8,100		
	250	20	18	2		20			20	20		2		18	9,305		
	251	8	8			8			8	8				8	8,612		
	252	9	9			9			9	9				9	8,777		
	253	11	9	2		11			11	10		2		8	8,975		
	254	26	21	5		26			26	26		4	238.75	20	12,625		
	255	18	10	7		17		1	17	17		5	62.80	7	10,042		
	256	18	16	2		18		2	18	18		2		15	7,160		
	257	19	14	5		19			19	19	1	5	57.40	10	6,880		
	273	17	11	6		16	1	1	17	16		6	43.33	5	4,900		
	274	20	12	6	2	20			18	17		8	46.87	11	8,545		
	275	9	7	2		9		1	9	9		2		6	10,583		
	276	21	19	2		13			21	21		2		19	9,684		
	277	13	11	2		13			13	12		2		10	35,850		
	278	21	16	5		20			21	20		4	80.00	14	9,157		
	279	23	21	2		23			23	23		2		21	9,557		
	280	21	19	2		21			21	21		2		17	9,047		
	281	20	20			20			20	20				20	8,510		
	282	19	17	2		19			19	19		2		17	8,617		
	283	45	42	2		44		1	44	43		2		39	9,207		
	284	19	17	2		18			19	19		2		16	9,018		
	285	24	20	3		24		1	23	23		3	50.00	20	8,510		
	286	25	22	2	1	25			24	23		2		23	8,247		
	287	21	18	1	2	21			19	19		1		20	8,605		
	289	14	12	2		14			14	14		2		12	8,375		
	290	18	15	2		17		1	17	17		2		15	9,780		
	291	28	19	2	4	24		3	21	19		1		21	9,666		
	292	21	18	3		20			21	21	1	2		17	8,911		
	293	23	20	3		23			23	22		3	33.33	19	10,026		
	294	18	16	2		18			18	18		2		14	9,285		
	295	10	9	1		10			10	10				7	8,500		
	296	16	13	3		16			16	16		3	48.33	13	11,553		
	297	15	14	1		15			15	14		1		14	10,321		
	298	24	12	12		24			24	23		10	52.50	10	10,600		
	299	7	4	3		7			7	7		3	38.33	4	8,000		
	318	7	5	2		7			7	7		2		4	7,500		
	319	24	15	9		24			24	24	1	8	50.25	11	8,909		
	320	16	14	2		16			16	16		2		14	8,107		
	321	18	10	7	1	18		1	17	17		7	44.28	9	8,555		
	322	19	15	4		19			19	19		3	51.66	14	8,464		
	323	27	19	8		27	1	1	27	27		8	56.12	17	9,141		
	324	22	17	4	1	22			21	20		3	37.66	17	8,882		
	325	13	13			13			13	13				13	11,307		
	326	12	11	1		12			12	12	2	1		11	10,363		
	327	18	15	1	2	18			16	16		2		15	8,566		
	328	24	19	5		22			24	23		5	46.00	18	8,288		
	329	15	13	1	1	15			14	14		1		13	10,592		
	330	14	13	1		13			14	14		1		13	7,730		
	331	1															
	332	10	8	2		10			10	10		2		8	10,375		
	333	26	19	5	2	25	1		24	24	1	7	49.28	19	9,394		
	334	11	7	4		11		1	11	11	1	4	34.50	6	7,916		
	353	36	28	5	3	34		1	33	30		5	69.00	26	12,469		
7	PART IN BLOCK AREA B																
	262	11	6	4		11		7	10	10	2	9	12.50	6	5,166		
	263	19	5	13	1	19		10	18	18	5	14	22.64	3	4,000		

<sup>1</sup>For renter-occupied dwelling units and vacant nonseasonal not dilapidated units, for rent.  
<sup>2</sup>For owner-occupied dwelling units and vacant nonseasonal not dilapidated units, for sale only.

HOUSING—BLOCK STATISTICS

Table 3.—CHARACTERISTICS OF HOUSING FOR WARDS, BY BLOCKS: 1950—Con.

Ward	Block	All dwelling units by occupancy and tenure					All dwelling units by condition and plumbing facilities			Occupied dwelling units			Contract monthly rent <sup>1</sup>		Value <sup>2</sup> of one-dwelling-unit structures		
		Total	Owner occupied	Renter occupied	Vacant non-seasonal not dilap., for rent or sale	Other vacant and non-resident	Number reporting	No private bath or dilap.	No running water or dilap.	Total	Persons per room	Occupied by non-white	Number reporting	Average monthly rent (dollars)	Number reporting	Average value (dollars)	
7	264	19	3	16	1	15	6	1	19	19	3	7	15	20.73	3	4.333	
	265	19	10	8	1	19	9	4	18	18	1	5	8	22.25	10	3.850	
	266	47	23	22	1	47	7	2	45	45	2	1	22	31.00	20	6.300	
	267	7	7	7		7			4	4			7	28.28	4	7.000	
	268	5	3	2	1	5	4		5	5			2		2		
	269	4	3	1		3			3	3		2	1		2		
	280	7	4	3		7			7	7	1		3	43.33	4	6.250	
	283	8	7	1		8			8	8			1		6	7.416	
	317	26	17	7	1	26	2		24	24			8	47.12	15	7.033	
	318	7	6	1	1	7			6	6					7	6.900	
	319	10	8	2		10			8	8			2		8	7.050	
	320	9	4	4	1	9	6		8	8		1	5	44.00	3	7.333	
	321	6	6			6			6	6					6	10.166	
	322	35	27	7	1	35			34	33			8	63.12	25	8.980	
	345	39	23	16		37	4		39	38			16	50.93	17	9.482	
	346	22	13	8	1	20			21	19			7	59.14	10	7.660	
	347	18	12	6		17			18	17			5	62.60	11	10.545	
	348	17	7	10		11	1	1	17	13			8	45.50	4	9.250	
	349	50	16	32	1	46	2		48	44			28	48.53	11	8.227	
	350	33	25	7		31	1		32	31	1		6	56.83	18	8.655	
	369	50	24	24	2	48	3		48	46	1	24	55.83	13	9.692		
8	PART IN BLOCK AREA B																
	593	15		14		15	13	13	14	14	2	14	14	31.28			
	625	29	1	28		29	14	10	29	29	4	28	28	24.64	1		
	626	31	5	26		31	12	11	31	31	3	30	26	29.53	5	6.260	
	627	25	2	23		25	19	19	25	25	1	25	22	27.36	2		
	628	1															
	629	5	1	4		5	5	5	5	5		5	3	20.66	1		
	632	14		14		14	14	14	14	14	2	14	14	18.78			
	633	15		15		15	2	1	15	15	3	15	15	21.00			
	635	14		14		14	12	7	14	14	2	14	14	15.78			
	664	39	1	37		38	33	22	38	37	7	36	37	26.67			
	665	32	3	29		31	14	13	32	31	3	32	29	23.44	1		
	666	13	1	12		13	1	1	13	13	4	13	12	29.58			
	667	26	3	23		26	25	25	26	26	4	26	23	25.43	3	3.000	
	668	17		17		17	16	16	17	16	1	17	16	23.62			
670	4		4		4	4	4	4	4	2	4	4	16.75				
671	9	1	8		9	9	9	9	9	3	9	8	28.12	1			
672	40	7	40		40	40	40	40	40	5	40	40	32.35				
673	58		49	2	58	28	25	56	56	3	56	51	26.68	5	5.080		
674	27	2	25		27	5	5	27	27	5	27	25	34.80				
675	30	6	24		30	20	18	30	30	11	30	24	27.91	6	3.483		
8	PART IN BLOCK AREA C																
	2	15	9	5	1	15	7	6	14	14	1	5	27.00	7	10.042		
	3	25															
	16	4	4	1		4	1	1	5	4		1		3	5.500		
	17	4															
	18	4	4			4	3	3	4	4				4	3.075		
	19	5	4	1		5	3	2	5	5		1		4	8.250		
	21																
	23	2															
	29	1															
	30	2															
	37	2															
	38	3	3			3	1	1	3	3				3	7.066		
	62	1															
	63	1															
	65	2			4	6			2	2				6	7.566		
	66	1		1	4	6			2	2		1		4	7.900		
	67	4	4			4			4	4				4	6.375		
	68	3	3			3	1	1	3	3				3	4.666		
	71	1															
80	1																
84	1																
91	1																
93	1																
94	2																
95	1																
96	1																
97	4	3	1		4			4	4			1		1			
98	36	26	8	2	34	23	22	34	32	2	17	7	25.00	25	3.464		
113	13	12	1		13	12	11	13	13		11	11		12	8.116		
114	10	9	1	1	10	7	7	13	13	1	9	9		10	2.780		
143	1																
144	1																
146	2																
148	3	2	1		3	1		3	3					2			
156	1																
157	3	3			3	1		3	2					3	6.666		
167	1																
168	1																
169	3	3			3	1	1	3	3					3	2.900		
170	1																
174	1																

<sup>1</sup>For renter - occupied dwelling units and vacant nonseasonal not dilapidated units, for rent.  
<sup>2</sup>For owner - occupied dwelling units and vacant nonseasonal not dilapidated units, for sale only.



Table 3.—CHARACTERISTICS OF HOUSING FOR WARDS, BY BLOCKS: 1950—Con.

Ward	Block	All dwelling units by occupancy and tenure					All dwelling units by condition and plumbing facilities			Occupied dwelling units			Contract monthly rent <sup>1</sup>		Value <sup>2</sup> of one-dwelling-unit structures		
		Total	Owner occupied	Renter occupied	Vacant non-seasonal not dilap., for rent or sale	Other vacant and non-resident	Number reporting	No private bath or dilap.	No running water or dilap.	Total	Persons per room		Occupied by non-white	Number reporting	Average monthly rent (dollars)	Number reporting	Average value (dollars)
											Number reporting	1.51 or more					
8	176	2															
	192	1															
	197	1															
	198	1															
	199	1															
	202	3	3			3	3	3	3	3					3	1,766	
	203	1															
	213	5	2	3		5	2		5	5			3	36.66	2		
	214	3	3			3	3	1	3	3					3	1,633	
	215	2															
	218	3	2	1		3	1		3	3			1		1		
	219	1															
	220	1															
	224	13	4		9	13	6	6	4	4	2	4	1		13	6,461	
	225	6	6			6	6	6	6	6		6	1		6	1,366	
	226	6	6	1		6	6	6	6	6		6	1		6	1,740	
	240	2	2	2		4	3	5	4	4	1	2	2		2		
	241	4	4	2		6	5	5	6	6		6	2		4	2,850	
	242	16	15	1		15	7	2	16	15	1	15	2		14	6,592	
	246	7	5	2		7	2		7	7		7	2		5	5,900	
	247	6	6			6			6	6		6			6	5,583	
	248	2															
	249	7	7			7	4		7	7		7			6	4,750	
	250	2	2	1	1	2	3		2	2		2	1		2		
	255	16	12	2	1	16	2	10	15	14	8	116	20	26.15	13	7,064	
	260	3	3			3	2		3	3		3			3	3,600	
	261	3	3		1	3	2		3	3		3			3	3,785	
	262	1	1			1	2		1	1		1			1	5,500	
	263	3	3			3	2	1	3	3		3			3	3,166	
	268	4	3			4	4		4	3	2	3			2		
	269	13	13			13	4	3	13	13	2	13	2		12	5,333	
	270	6	6	2		6	6		6	6		6			6	9,666	
	271	4	4	1		4	3		4	4		4	1		4	2,566	
	275	4	4	1		4	7		4	4		4	1		4	9,500	
	286	4	4	1		4	4		4	4		4	1		4	2,750	
	287	13	13			13	4		13	13		13			13	2,750	
	288	3	3	1		3	2	1	3	3		3	1		2	6,369	
	291	2	2			2			2	2		2			2		
	292	2	2			2			2	2		2			2		
	294	1															
	295	4	3	1		4	1		4	4		4	1		3	4,666	
	296	14	6	8		14	6		14	14	3		7	35.42	4	5,750	
	297	7	5	2		7	1		7	7		7	2		5	6,400	
	298	2															
	299	5	3	2		5	2		5	4		5	1		1		
	301	2															
	302	1															
	303	1															
	304	16	15	1		15			16	15	1	15	1		13	6,569	
	305	5	3	2		5	4	4	5	5	2	5	2		3	3,666	
	306	4	3	1		4	2	2	4	4		4	1		3	2,566	
	320	5	4	1		5	2		5	5		5			4	2,200	
	321	11	7	4		11	7		11	11	2	11	7		4	2,000	
	322	10	5	5		10	9	5	10	10		10	4		4	6,875	
	323	10	6	3		10	9	1	9	9	1	9	3		6	5,000	
	324	13	8	5	1	11	1	1	13	11		11	4		7	4,428	
	326	1															
	328	1															
	329	4	2	2		4			4	4		4			2		
	330	5	3	2		5			5	5		5			2		
	331	5	5			5			5	5		5			5	4,360	
	332	3	2	1		3	2		3	3		3	1		1		
	333	4	4			4	2	2	4	4		4			4	2,875	
	334	9	7	2		9	2	1	9	9		9	2		6	3,083	
	347	3	3			3	1	1	3	3		3			3	4,333	
	348	1															
	349	5	2	3		5	2		5	5		5	3		1		
	350	3	2	1		3	2	2	3	3		3	1		2		
	351	4	4			4	3	1	4	4		4			3	4,166	
	352	9	8		1	9	4	3	8	8		8	7		9	2,933	
	367	7	5	2		7	2	2	7	6	1	7	2		4	3,500	
	368	10	6	4		10	9	6	10	10		10	4		4	2,333	
	369	10	6	3		10	6	4	9	9		9	3		6	3,933	
	371	1															
	372	1															
	373	8	5	3		8	3	2	8	8		8	3		5	4,360	
	374	2															
	375	4	2	1	1	4	1		3	3		3	2		2		
	388	5	4			4	4	3	4	4		4			4	1,250	
	389	10	5	4	1	9	8	6	9	9	1	9	4		5	1,900	
	390	5	3	2		5	3	3	5	4		5	1		2		
	408	6	5	1		6	6		6	6		6			5	4,800	
	409	15	9	6		15	8	3	15	15		15	6		6	2,666	
	410	4	2	2		4	4	2	4	4		4	2		2		
	420	20	13	7		19	11	4	20	19	4	11	7		10	3,970	
	421	6	6			6	4	2	6	6		6			6	2,833	

<sup>1</sup>For renter - occupied dwelling units and vacant nonseasonal not dilapidated units, for rent.  
<sup>2</sup>For owner - occupied dwelling units and vacant nonseasonal not dilapidated units, for sale only.

HOUSING—BLOCK STATISTICS

Table 3.—CHARACTERISTICS OF HOUSING FOR WARDS, BY BLOCKS: 1950—Con.

Ward	Block	All dwelling units by occupancy and tenure					All dwelling units by condition and plumbing facilities			Occupied dwelling units			Contract monthly rent <sup>1</sup>		Value <sup>2</sup> of one-dwelling-unit structures	
		Total	Owner occupied	Renter occupied	Vacant non-seasonal not dilap., for rent or sale	Other vacant and non-resident	Number reporting	No private bath or dilap.	No running water or dilap.	Total	Persons per room	Occupied by non-white	Number reporting	Average monthly rent (dollars)	Number reporting	Average value (dollars)
B	44467	27	20	4	3				24	24	1	24	4	28.75	18	4.555
	44477	33	3	3				6	3		3	2	26.66	3	6.333	
	44487	17	11	6				10	6	2	1	6	30.50	10	3.680	
	44497	18	9	9				12	12		1	3	30.66	9	4.277	
	44507	15	10	5		1		8	8			8	16.62	4	6.050	
	44517	10	7	3				7	7			3	26.66	5	2.680	
	44527	10	8	1				8	8		1	1		9	2.644	
	44537	20	11	9				19	13	2	2	5	21.80	7	2.685	
	44547	4	4					3	3			3		3	2.333	
	44557	4	4					4	4		1	4		4	1.433	
	44567	4	4					4	4			4		4	1.825	
	44577	2	1	1				3	3			2		1		
	44587	5	5					8	6	1	1	8	3	15.33	5	2.560
	44597	5	5					3	3			3		3	4.000	
	44607	5	5					3	2		1	3		3	4.000	
	44617	7	6			1		7	7			6		6	3.866	
	44627	11	12	5				13	12		1	5		6	2.533	
	44637	11	12	4				12	10		1	6		12	2.583	
	44647	12	6	4				12	9			4		8	4.250	
	44657	11	11					12	7			1		2		
	44667	20	14	7				20	20		1	20		6	3.884	
	44677	14	7	7				14	14			5		6	3.783	
	44687	11	5	5		1		8	6			7		7	4.000	
	44697	11	4	4				11	4			3		5	2.850	
	44707	12	8	4				12	8		2	12		3	2.850	
	44717	17	11	5		1		17	14		3	16		5	2.920	
	44727	16	11	5		1		15	13		2	15		8	2.850	
	44737	21	15	6				21	13		8	3		2	2.333	
	44747	22	15	7				22	17		5	8		4	3.000	
	44757	22	15	7				22	17		5	8		4	3.666	
	44767	22	15	7				22	17		5	8		4	2.700	
	44777	24	15	9				24	15			9		5	2.700	
	44787	11	8	3		1		11	8		3	8		3	2.700	
	44797	11	8	3		1		11	8		3	8		3	2.700	
	44807	4	3	1				4	4			3		3	2.700	
	44817	10	9	1				10	10		1	10		7	4.000	
	44827	10	10					10	10			10		7	3.166	
	44837	17	15	2				17	17			17		2	5.000	
	44847	29	29					29	29		4	29		14	4.445	
	44857	10	10					10	10			10		4	5.633	
	44867	17	17					17	17		1	17		4	4.053	
	44877	16	16					16	16			16		12	5.541	
	44887	26	26					26	26			26		5	3.300	
	44897	1	1					1	1			1		1		
	44907	14	13	1		1		13	3		2	14		1	3.450	
	44917	21	19	2				20	19		1	20		11	1.714	
	44927	7	6	1				7	7			7		1	2.100	
	44937	6	6					6	6			6		2	3.000	
	44947	6	6					6	6			6		1	2.820	
	44957	13	13					13	13			13		6	6.916	
	44967	12	12					12	10			12		12	2.891	
	44977	11	10	1				11	11			11		1	2.620	
	44987	9	7	1		1		9	9		1	8		1	2.085	
	44997	11	10	1				11	11		2	11		1	2.425	
	45007	11	10	1		1		11	10		1	10		1	2.425	
	45017	23	14	9				23	15			23		7	3.258	
	45027	15	10	5				15	15			15		9	3.500	
	45037	15	10	5				15	15			15		8	3.500	
	45047	18	10	8				18	18			18		8	2.750	
	45057	13	13					13	13			13		7	4.714	
	45067	33	22	11		2		33	31		2	33		26	2.822	
	45077	9	7	2				9	6		1	9		2	2.822	
	45087	10	9	1				10	4			10		8	3.888	
	45097	12	8	4				12	8			12		3	5.500	
	45107	8	8					8	8		4	8		1	1.788	
	45117	11	11					11	11			11		4	2.533	
	45127	13	10	3				13	13			13		7	2.066	
	45137	21	10	11		2		21	19			21		8	2.533	
	45147	11	11					11	11			11		10	3.030	
	45157	22	15	7		1		22	21			22		12	3.457	
	45167	14	4	10				14	9			14		3	2.255	
	45177	9	4	5		1		9	8			9		4	2.166	
	45187	18	11	7				18	12			18		7	2.822	
	45197	13	10	3				13	12			13		10	1.570	
	45207	24	12	12				24	12			24		10	4.666	
	45217	17	8	9		1		17	17		4	17		12	3.500	
	45227	36	35	1				36	36			36		15	2.500	
	45237	15	15					15	16			15		5	5.600	

<sup>1</sup>For renter - occupied dwelling units and vacant nonseasonal not dilapidated units, for rent.  
<sup>2</sup>For owner - occupied dwelling units and vacant nonseasonal not dilapidated units, for sale only.

Table 3.—CHARACTERISTICS OF HOUSING FOR WARDS, BY BLOCKS: 1950—Con.

Ward	Block	All dwelling units by occupancy and tenure					All dwelling units by condition and plumbing facilities			Occupied dwelling units			Contract monthly rent <sup>1</sup>		Value of one-dwelling-unit structures	
		Total	Owner-occupied	Renter-occupied	Vacant non-seasonal not dilapidated, for rent or sale	Other vacant and non-resident	Number reporting	No private bath or dilap.	No running water or dilap.	Total	Persons per room		Number reporting	Average monthly rent (dollars)	Number reporting	Average value (dollars)
											Number reporting	1.51 or more				
8	642	15	10	4		1	3	3	14	14	3	14	3	3433	9	18388
	643	33	15	17		1	17	5	32	32	3	14	16	2375	14	4428
	699	22	9	13			2	1	22	22	2	18	12	1875	9	2966
	700	39	21	17		1	5	1	38	38	7	17	17	2439	19	3705
	701	35	5	30			3	3	35	35	7	29	22	234	5	4400
	702	6		6			6	6	6	6		6	6	2200		
	703	1														
	705	5					5	4	5	5		5	5		5	3000
	706	17	4	12		1	17	4	16	16		16	12	1533	4	4750
	707	12	5	7			12	6	12	12	2	12	7	3385	4	5250
	708	28	10	18			27	23	23	28	8	28	18	2511	8	4125
	709	27	12	14		1	27	23	23	26	8	26	13	2284	12	4283
	710	44	1	43			44	15	15	44	7	43	43	1811	1	
711	1															
PART IN BLOCK AREA E																
8	14	13		13		13			13	13	3	13	13	3138		
	15	49	5	44		44	4	7	49	48	2	48	43	3300	2	
	16	13		11		12			11	11		11	10	2380		
	17	10		8	1	11			10	10	2	10	5	1240	1	
	19	11		10		10	4	3	11	11		10	10	2120		
	46	7	2	5		7	7	7	7	7		7	5	2900	2	
	47	65		64		64	62	62	62	63	15	63	5	2549		
	48	62	1	61		61	61	61	61	62	4	62	59	3177	1	
	49	35		35		35	35	35	35	35	4	35	35	2588		
	76	8	1	7		7	7	7	7	8		7	6	2433	1	
	77	17		17		17	17	17	17	17	2	17	17	4229		
	78	1		1		1	1	1	1	1		1	1			
	79	12	2	10		12	4	3	12	12		12	10	3290	1	
	80	4		4		4	4	4	4	4		4	4	4375		
	81	23	1	21	1	23	19	13	22	21	1	21	19	2715		
	83	8		7		8	5	1	7	7		7	8	3625		
	84	5		5		5	1	1	5	5		5	5	5000		
	85	42		41	1	42	41	40	41	42	14	41	41	2185		
	95	1		1	2	1	1	6	6	10		9	11	4363	1	
	96	13	1	9		13	6	6	10	10		9	11	4363	1	
	98	1		1		1	1	1	1	1		1	1			
	100	2		2		2	2	2	2	2		2	2			
	107	9		9	4	9	9	7	7	7	2	7	7	2714		
	118	7		7		7	7	7	7	7	1	7	7	2088		
	119	30	4	26		30	24	19	30	30	10	29	25	2288	3	3666
	120	66	2	64		66	66	16	66	66	4	66	66	1250	1	
	121	22	2	20		22	20	20	20	21	5	20	15	1626	1	
	122	25	3	22		25	22	13	25	25	2	23	23	1750	1	
	123	3		3		3	3	3	3	3		3	3	1800	3	2500
	125	11	4	7		11	7	6	11	11	3	9	7	1428	3	3000
	127	2		2		2	2	2	2	2		2	2			
	128	18	6	12		18	9	2	18	18	6	18	12	2225	4	7500
	129	3		3		3	3	3	3	3		3	3	4500	3	5666
130	3		3		3	3	3	3	3		3	3	4000	3	5666	
132	12	4	8		12	11	1	12	12		12	6	3533	1		
133	12	3	9		12	11	1	12	12		12	3	4500	2	5166	
134	4		4		4	4	4	4	4		4	3	766			
136	6		6		6	6	6	6	6	1	6	5	1420			
138	3		3		3	3	3	3	3		3	3	1350			
139	30	1	29		29	29	29	29	23	4	29	28	1350			
140	48	10	36		48	36	18	46	46	6	46	33	1530	6	2533	
141	14	6	8		14	12	12	14	14	7	14	8	1237	5	2900	
161	6		6		6	6	6	6	6		6	5	1500			
162	11	5	6		11	6	6	11	11	1	11	6	2600	5	2800	
163	11	5	6		11	6	6	11	10		10	6	3316	3	3833	
166	3	2	1		3	2	2	3	3		3	1				
167	7	3	4		7	4	4	7	7		7	1				
168	4	3	1		4	1	1	4	4		4	1				
169	5	2	3		5	3	3	5	5		5	3	2700	2	5600	
170	2		2		2	2	2	2	2		2	2				
173	8	4	4		8	4	1	8	8		8	4	2575	4	2375	
182	28	19	9		28	26	2	27	27		27	7	2900	17	3752	
183	15	9	6		15	15	1	15	15		15	6	2500	7	4571	
184	17	6	10		17	12	4	16	16		16	10	1770	5	3240	
185	24	13	11		24	24	2	24	24	6	24	11	2390	13	3115	
186	12	6	6		12	12	2	12	12		12	6	2250	5	4700	
187	31	11	20		30	28	2	31	31	5	31	20	2315	10	3440	
188	19	6	12		19	12	2	18	17	5	18	12	2241	5	3400	
189	24	8	16		24	15	1	24	24	4	24	16	1487	7	3714	
190	1		1		1	1	1	1	1		1	1				
192	27	15	12		26	13	9	27	27		26	11	1536	11	2236	
193	34	14	18		32	17	10	32	32	4	21	17	2188	8	3350	
207	28	12	16		25	23	20	28	28	8	28	15	1460	9	1444	
208	5	1	3		5	5	5	5	5		5	3	1466			
209	34	9	25		33	22	11	34	34	11	33	24	2604	3	1400	
210	21	12	7	2	17	13	10	19	19	3	19	7	1128	13	1992	
211	23	7	13		22	19	3	20	19	4	19	13	930	7	3571	
212	13	5	8		13	9	4	13	13		13	8	1662	5	2940	
213	18	5	13		17	10	1	18	17	2	18	12	1633	4	3050	
214	18	9	8	1	18	6	6	17	17		17	9	2355	7	4000	
215	19	11	8		19	2	2	19	19	1	19	8	2825	11	3381	

<sup>1</sup>For renter-occupied dwelling units and vacant nonseasonal not dilapidated units, for rent.

<sup>2</sup>For owner-occupied dwelling units and vacant nonseasonal not dilapidated units, for sale only.

HOUSING—BLOCK STATISTICS

Table 3.—CHARACTERISTICS OF HOUSING FOR WARDS, BY BLOCKS: 1950—Con.

Ward	Block	All dwelling units by occupancy and tenure					All dwelling units by condition and plumbing facilities			Occupied dwelling units			Contract monthly rent <sup>1</sup>		Value <sup>2</sup> of one-dwelling-unit structures		
		Total	Owner occupied	Renter occupied	Vacant non-seasonal not dilap., for rent or sale	Other vacant and non-resident	Number reporting	No private bath or dilap.	No running water or dilap.	Total	Persons per room		Number reporting	Average monthly rent (dollars)	Number reporting	Average value (dollars)	
											Number reporting	1.51 or more					Occupied by non-white
8	216	20	8	12		20	5		20	20			10	40.50	7	5,214	
	229	23	5	16	2	21	10		21	21	3		16	30.56	3	5,333	
	230	28	15	12		26	4	2	27	27			12	32.83	11	4,200	
	231	11	6	5		11	6	2	11	11	1	2	5	27.80	5	3,300	
	232	5	3	2		5	2		5	5			2		1		
	233	33	9	22	1	1	32	24		31	30	5	20	23	18.95	8	4,250
	234	40	9	30	1		39	26	20	39	38		23	31	22.70	3	10,833
	235	51	12	39			50	12	8	51	51	8	9	39	16.10	10	2,830
	236	27	8	19			26	20	17	27	27		20	19	22.47	6	2,583
	252	23	5	18			22	13	12	23	23	4	4	11	16.05	4	4,875
	253	18	8	7	3		18	8		15	15		9	9	22.44	6	6,083
	256	51	31	19	1		51	8	2	50	50	1	1	20	37.45	25	4,600
	257	11	3	8			11			11	11		8	8	30.12	2	
	258	14	7	7			14			14	14		5	5	24.40	6	4,750
	261	7	1			1	7	2		6	6	1	1	1		3	2,333
	271	1					1			1	1						
	272	9	9				9			9	9					8	6,437
	273	16	8	8			16	2		16	16		8	8	41.62	6	6,000
	274	18	8	6	2	1	18	7		15	15	1	8	8	34.75	6	5,666
	275	23	15	7	1		23	2		22	22		8	8	43.25	9	5,222
	276	13	8	5			13			13	13		5	5	32.60	8	6,462
	277	19	15	4			19			19	19	1	4	4	45.75	11	5,590
	278	18	9	9			18	6	4	18	18	1		9	37.77	6	5,633
	279	15	9	6			15			15	15		5	5	42.60	7	8,000
	284	8	5	3			8			8	8		3	3	46.66	5	7,500
	285	24	15	9			24	1		24	24		9	9	45.66	12	6,925
	286	24	11	13			23	1		24	23		12	12	47.58	8	8,500
	287	36	14	21		1	35	10	5	35	35		21	21	39.76	10	7,000
	288	36	12	23		1	35	14	7	35	35	2	2	22	39.45	8	8,063
	312	34	12	19		3	32	12	8	31	30	1	1	18	34.94	6	7,625
	313	23	17	6			22	4	1	23	23		5	5	40.00	13	9,000
	314	21	11	10			21			21	21		9	9	55.55	10	8,600
	315	27	17	10			27			27	27		10	10	48.30	15	8,333
	316	23	10	11			23			21	21	1		13	47.76	10	7,600
	323	58	24	33	2	1	57	1	1	57	57		33	33	59.78	20	9,450
	324	18	6	6	1		25			24	24		7	7	57.38	17	10,341
	325	18	8	8			25			26	26		8	8	53.50	17	7,547
	326	18	8	8			26	2	2	26	26		8	8	41.37	17	7,370
	327	14	9	3	1		28	2		27	27		14	14	49.92	7	9,285
	340	42	9	27	1	6	41	2	2	36	36	2	2	31	57.64	7	9,500
	341	39	13	24	2		39	1		37	37		25	25	26.60	7	8,714
	342	36	16	17	1		36	2		36	36		20	20	51.05	9	7,944
	343	14	14				14		1	14	14		17	17	50.70	9	8,888
	344	22	22				22			21	21		34	34	54.05	15	15,433
	351	27	21	5			27	2		26	26		5	5	46.00	17	9,188
	352	23	14	8		1	23			22	22		9	9	56.66	8	9,042
	353	44	12	31		1	43	1	1	43	42	1		30	46.40	6	12,250
	354	48	11	37			48			48	48		37	37	58.29	7	9,728
	355	27	12	13		2	27	7	3	25	25		13	13	52.76	11	8,518
	356	34	11	22		1	34	7	7	33	33		22	22	50.72	6	8,116
9	142	17	1	14		17	17	12	15	15	1	15	14	19.00	1		
	143	7		5		7	7	7	5	5	2	5	5				
	144	2				2			2	2							
	145	13	7	6		13	6	5	13	13	3	13	3	18.33	5	3,400	
	146	27	3	24		27	27	27	27	26	5	27	23	16.21			
	147	8	8			8	6		8	8			7	7	53.00		
	149	11	4	6		10	8	8	10	9			5	5	22.40		
	150	5		5		5	5		5	5			5	5	29.40		
	151	21	3	18		21	17	16	21	21	1	19	17	17	24.05	1	
	152	26	10	16		25	19	14	26	26	5	26	15	15	22.20	9	2,277
	153	15	7	8		15	11	9	15	15	1	15	7	7	11.71	5	2,100
	154	13		13		11	11	2	13	13	3	13	13	13	16.69		
	155	38	7	31		38	37	30	38	38	3	38	31	31	17.19	6	2,416
	156	47	3	44		46	46	17	47	46	10	46	43	43	19.90	1	
	157	9	3	6		8	7	6	9	9	2	8	6	6	14.16	3	4,000
	158	20	1	19		20	19	19	20	20	1	20	18	18	17.27	1	
	159	10	2	8		10	9	7	10	10	2	10	7	7	15.57	2	
	195	10	2	8		10	7	2	10	10	2	8	8	8	25.12	2	
	196	21	5	16		19	16	16	21	21	3	21	15	15	20.66	4	3,500
	197	37	7	30		37	36	33	37	37	9	37	28	28	17.46	7	1,914
	198	17		17		17	14	10	17	17	5	17	17	17	18.76		
	199	25	1	24		25	22	20	25	25	5	25	24	24	25.12	1	
	200	30	5	25		30	22	16	30	30	4	30	25	25	19.40	5	5,300
	201	34	8	26		32	26	26	34	34	4	34	26	26	24.00	8	5,062
	202	18	7	11		17	11	10	18	18	1	18	11	11	21.72	6	7,166
	203	17	1	16		17	5	5	17	17	7	16	16	16	33.31	1	
	204	48	12	34		48	32	20	46	45	10	31	34	34	19.82	7	2,785
	205	32	4	28		32	30	10	32	32	9	28	28	28	16.75	3	2,333
	206	16	3	12		16	16	13	15	15	3	15	12	12	16.75	3	2,766
	237	18	3	12	1		18	2		17	17		13	13	31.38	1	
238	14	10	3	1		14	4		13	13		6	4	31.00	9	4,877	
239	10	2	6		8	2	2	8	8		5	5	5	24.40	1		
240	27	5	22		27	23	23	27	27	5	27	20	20	24.90	4	5,750	
241	1					1			1	1							
242	32	1	31		32	24	22	32	32	9	28	30	30	20.36			

<sup>1</sup>For renter - occupied dwelling units and vacant nonseasonal not dilapidated units, for rent.  
<sup>2</sup>For owner - occupied dwelling units and vacant nonseasonal not dilapidated units, for sale only.

Table 3.—CHARACTERISTICS OF HOUSING FOR WARDS, BY BLOCKS: 1950—Con.

Ward	Block	All dwelling units by occupancy and tenure					All dwelling units by condition and plumbing facilities			Occupied dwelling units				Contract monthly rent <sup>1</sup>		Value of one-dwelling-unit structures	
		Total	Owner occupied	Renter occupied	Vacant non-seasonal not dilapidated for rent or sale	Other vacant and non-resident	Number reporting	No private bath or dilap.	No running water or dilap.	Total	Persons per room	Occupied by non-white	Number reporting	Average monthly rent (dollars)	Number reporting	Average value (dollars)	
										Number reporting	1.51 or more						
9	243	27	3	24		7	27	14	13	27	27	2	27	24	23.75	3	61.66
	244	35	2	26			31	29	27	28	27	4	14	23	24.30	2	
	245	24	7	17			24	9	6	24	24	3	23	17	24.05	4	22.50
	246	10	3	7			10	6	4	10	10	1	10	6	21.00	3	38.33
	247	15	6	9			14	10	9	15	14	1	12	9	23.22	4	50.00
	248	17	2	13	2		17	6	1	15	15	1		15	33.20		
	249	25	3	21		1	25	22	2	24	24	1		21	37.28	1	
	250	38	5	32			38	23	2	37	35	1	1	30	38.43	1	
	251	25		19	1		25	25	2	24	23	2		20	36.80	3	63.33
	289	13	6	7			13	9	3	13	13			7	32.28	4	39.25
	290	28	4	23	1		27	14	4	27	26	3	4	23	41.13	4	56.25
	291	25		21	1	1	24	7		23	22			22	35.36		
	292	38	12	23	1		37	6		35	34	3		22	38.04	7	84.28
	293	47	5	37	5		47	12		42	42	1		40	37.62		
	294	30	1	23	5	1	28	13	3	24	24	6		28	35.07	1	
	295	43	8	35			43	23		43	43	11		34	33.82	4	52.50
	296	11		11			11	10		11	11	4	4	11	25.72		
	297	29	2	26		1	29	20	7	28	28	8	1	26	23.50	1	
	298	19	7	10		2	19	19	1	19	17	1	1	9	39.11	3	39.66
	299	12	1	5		6	12	12	1	6	6	1		5	40.20		
	302	3	1	2			3	3	3	3	3			2	30.00		
	303	37		31	5	1	36	12		31	31	3		36	30.00		
	304	21	2	16	2	1	21	17	15	18	18	1	4	18	24.05	1	
	305	27	1	22	2		26	17		23	23	3		24	37.37		
	306	31	5	23	3		31	23		28	28	4		26	29.88	1	
	307	51	13	32	4	2	51	27		45	45	4		36	39.61	4	
	308	40	5	35			39	17		40	39	2		30	43.76	4	81.25
	309	19		14		1	19	19	4	18	18	1		14	36.21	2	
	310	64	15	46	2		61	31	15	61	60	1		44	36.52	2	48.00
	311	54	10	37		7	53	42	36	47	47	1		36	34.33	2	
	328	15	7	8			15	5	5	15	15			8	53.62	7	64.71
	329	27	12	15			25	9	8	27	26	1		12	37.41	3	16.66
	330	40	11	27	2		39	12		38	36	2		27	54.22	1	
	331	80	12	59	7	2	79	29		71	71	7		52	42.83	1	
	332	25	4	17	3	1	24	6		21	21	1		19	47.21	1	
	333	15	4	9		1	15	10		13	13	3		10	33.30		
	334	55	5	5			5	2	2	5	5			4	40.25		
	335	57	5	4			5	4		5	5	1		5	25.80		
	336	5	2	4		1	7	4	1	6	6	1		4	49.75		
	337	58	6	49	3		51	2	1	55	47	2		46	51.28		
	338	37	8	25	4		37	8		33	33			29	49.86	1	
	357	3		2			3	1	1	2	2			3	30.33		
	358	46	5	28		6	46	13	5	33	33			33	51.42	3	120.00
	359	28	3	24	1		28	1		27	27			25	56.32	1	
	360	28	9	15	2	2	28	1		24	24		1	15	56.13	4	33.250
361	32	10	21	1		31	1	1	31	30			22	50.31	4	11.750	
362	44	14	28	1	1	43	17	8	42	41	1		29	45.03	5	10.400	
378	67	10	57			66	9	7	67	66	5		55	58.65			
379	5	2	2			5			4	4			3	55.00			
380	26	8	17			26			25	25			18	73.33	3	20.000	
381	26	9	15	2		26	4		24	24			17	50.82	6	148.33	
382	29	2	25	2		29			27	27	1		23	42.78	1		
396	12	3	9			12			12	12			9	57.00	2		
397	35	10	20	5		34	4		30	30			23	46.47	6	12.916	
398	14	4	8	2		14			12	12			9	37.22	3	20.000	
399	26	12	13	1		26	2	1	25	25		1	13	58.84	3	16.333	
400	26	5	21			26			26	26	1		19	88.73	4	16.750	
401	4		4			4			4	4			4	55.50			
414	26	11	14		1	26			25	25			14	54.71	6	26.833	
721	3		3			3	3	3	3	3		3	3	16.66			
722	14	2	12			13	8	0	14	13			11	36.00	1		
10	PART IN BLOCK AREA D																
	228	31	16	13	1	1	31	3		29	29			14	56.14	12	10.458
	229	46	22	22	2		44	2		44	43			24	56.66	17	9.817
	230	25	9	15		1	23	6		24	24	2		15	46.13	5	8.200
	231	31	14	15	1	1	31	5		29	29			15	56.13	10	11.000
	232	26	17	8		1	26			25	25			8	53.12	15	10.933
	261	31	18	13			31			31	31			13	55.15	16	10.875
	262	50	27	21	1	1	50	8	2	48	48	1		22	44.72	20	7.980
	263	54	22	31	1	1	54	9	1	53	53			31	48.12	15	8.086
	264	8	4	4			8			8	8			4	56.25	2	
	265	18	7	8	2	1	18	2		15	15			9	42.55	4	7.125
	266	37	20	17			37			37	37			17	54.64	16	7.268
	306	33	12	19		2	32	3		31	31			18	57.94	11	6.900
	307	37	17	18		2	37	1	1	35	35			20	57.10	13	10.230
	308	30	15	15			30			30	30			15	60.53	14	10.235
	340	38	2	35		1	38			37	36			34	60.05	1	
	341	48	21	26		1	48	9	2	47	47			27	50.33	13	10.615
	342	44	13	30		1	44			43	43			29	67.20	8	11.462
343	56	15	40		1	56	4		55	55	1		40	52.52	8	14.312	
367	25	11	11	1	2	25	1		22	22			12	65.41	4	17.750	
368	57	7	43		7	56			50	49			49	65.30	2		
369	17	11	5		1	17			16	16			6	57.33	10	19.400	
370	35	13	22			35			35	35			21	61.14	12	18.916	
371	35	9	24		2	32			33	30	1		20	70.20	5	17.000	

<sup>1</sup>For renter - occupied dwelling units and vacant nonseasonal not dilapidated units, for rent.  
<sup>2</sup>For owner - occupied dwelling units and vacant nonseasonal not dilapidated units, for sale only.

HOUSING—BLOCK STATISTICS

Table 3.—CHARACTERISTICS OF HOUSING FOR WARDS, BY BLOCKS: 1950—Con.

Ward	Block	All dwelling units by occupancy and tenure					All dwelling units by condition and plumbing facilities			Occupied dwelling units			Contract monthly rent <sup>1</sup>		Value of one-dwelling-unit structures		
		Total	Owner occupied	Renter occupied	Vacant non-seasonal not dilap., for rent or sale	Other vacant and non-resident	Number reporting	No private bath or dilap.	No running water or dilap.	Total	Persons per room	Occupied by non-white	Number reporting	Average monthly rent (dollars)	Number reporting	Average value (dollars)	
										Number reporting	1.51 or more						
10	413	79	11	66	2	77	1		77	75	1	1	63	7 6.80	6	1 5.58 3	
10	PART IN BLOCK AREA E																
	363	14	12	2		13			14	13			2		9	14 05 55	
	364	45	13	31	1	44	6		44	42			28	5 4.9 2	5	12 60 00	
	365	34	15	13	2	33		4	28	26			14	5 2.5 4	8	12 93 7	
	366	61	12	48	1	57	6		60	57	3		42	5 5.5 0	4	11 87 5	
	367	55	23	30	2	54	7		53	53			29	6 1.0 6	12	9 33 3	
	368	32	12	19	1	32	2		31	30			20	6 6.0 0	9	11 94 4	
	370	59	14	37	7	55	2	1	51	48			41	5 3.3 9	7	12 50 0	
	371	55	18	29	6	50	2	2	47	44			31	5 9.8 0	9	9 11 1	
	372	40	8	26	6	39	2		34	33			32	5 1.4 3	5	11 60 0	
	373	37	14	23	6	29			37	37			21	5 6.4 7	7	16 50 0	
	374	34	16	16	2	32	3		32	30	1		16	5 0.3 1	9	10 33 3	
	375	34	14	14	4	28	1	1	28	26			13	5 7.0 0	4	11 55 0	
	376	40	7	32	1	40			39	39			29	5 7.3 4	5	14 30 0	
	383	34	15	19		30			34	28			17	5 7.0 0	6	14 16 6	
	384	11	5	6		9			11	8	1		3	8 2.6 6	5	14 80 0	
	385	40	17	20	3	38	5		37	37	1		18	5 8.2 2	6	13 33 3	
	386	38	15	22		38	11		37	37			22	5 6.9 0	8	12 1 2 5	
	387	21	4	17		21			21	21			17	5 4.4 1	1		
	388	17	8	9		17			17	17			8	7 1.2 5	4	12 50 0	
	389	40	13	25	2	40			38	38			25	5 0.0 0	8	11 1 2 5	
	390	32	20	11		32		1	31	31	1		8	5 9.7 5	16	10 21 8	
	391	51	12	39		50			51	48	1		37	5 2.1 8	3	8 00 0	
	392	36	13	21	2	36	2		34	34			22	5 7.0 4	9	11 33 3	
	393	55	14	34	7	55	10		48	48			41	5 4.2 9	6	12 50 0	
	394	24	13	10	1	24			23	23	1		10	5 8.4 0	8	13 25 0	
	395	33	11	18	4	33	5	1	29	29	4		22	6 0.6 8	2		
	402	34	9	22	3	34	1	1	31	31			24	5 5.7 9	7	14 00 0	
	403	50	9	39	2	49	1		48	47	1		40	5 7.5 7	2		
	404	31	11	18		31		2	29	29			18	5 6.3 3	6	12 1 6 6	
	405	34	9	23	2	34			32	32			24	4 8.7 5	7	13 71 4	
	406	62	9	50	2	61	7	1	59	56	1		51	4 9.1 5	5	11 00 0	
	407	61	27	32	2	60	11		59	57	1	1	32	4 9.4 0	18	10 19 4	
	408	58	15	40	3	58	4		55	53	1		41	6 0.3 1	6	15 1 6 6	
	409	24	12	11	1	24	1	1	23	22			11	4 9.8 1	5	15 40 0	
	410	55	10	43	2	52			53	49			39	5 7.1 5	3	8 33 3	
	411	23	7	13		23	3	1	20	20	1		15	5 6.2 6	4	1 5 2 5 0	
	412	31	6	23	2	31	2		29	29			24	6 2.6 6	1		
	413	19	2	17		19			19	19			17	6 2.0 5	1		
	417	71	12	56	2	71	2	1	68	68	1		50	9 7.2 6	3	22 3 3 3	
	418	28	8	19		28			27	27			16	7 2.5 6	3	13 3 3 3	
	419	41	6	34		41		1	40	40			34	6 6.1 7	2		
	420	14	7	7		14			14	14			7	7 4.4 2	7	23 71 4	
	421	42	8	33	1	42	3	3	41	41	1		33	6 1.5 7	4	23 75 0	
	422	63	14	45	3	62	2	2	59	58			46	6 9.8 6	5	32 30 0	
	423	47	21	24	2	45	3		45	44			20	5 7.7 0	14	12 2 2 2	
	424	31	11	19	1	31	4		30	30	1		20	5 9.3 0	4	12 50 0	
	425	9		9		9			9	9			9	5 7.2 2			
11	316	58	51	7		56	2	2	58	58	2		7	3 9.0 0	47	4 6 3 1	
	317	9	6	3		9			9	9	1		3	4 0.0 0	6	5 2 5 0	
	318	10	9	1		10			10	10	1		1	4 9.7 7	9	4 9 7 7	
	319	4	1	2		4		1	3	3			2				
	320	8	6	2		7			8	8			2		5	4 7 2 0	
	321	4	1	1		4	1	1	2	2			1		1		
	322	8	7	1		7			8	8			1		1	5 0 0 0	
	323	6	5	1		6			6	6			2		5	5 0 4 0	
	324	11	8	3		11	2		11	11			1		7	5 9 1 4	
	326	36	14	18	4	35	25	5	32	32	5		22	3 2.5 0	8	4 5 6 2	
	327	26	15	10		24	6	4	25	25		1	8	3 0.5 0	12	5 3 3 3	
	328	23	12	11		23	5	5	23	23			11	3 3.0 9	11	5 0 0 0	
	329	4	3	1		4			4	4			1		2		
	341	25	7	17	1	25	6	4	24	24	1		18	3 5.1 6	5	6 5 2 0	
	342	5	3	2		5			5	5			2		3	4 2 3 3	
	343	20	11	9		20	6	4	20	20	2		9	3 5.6 6	9	4 6 1 1	
	344	41	14	25		36	25	4	39	38	4		25	2 6.0 8	6	3 5 0 0	
	345	15	10	5		14	3		15	14			4	2 8.5 0	7	6 1 4 2	
	346	32	21	10		31	12	10	31	30	2		10	3 3.2 0	17	5 3 4 1	
	347	34	28	4	1	34			32	32			4	3 6.0 0	28	5 5 5 7	
	348	37	27	10		37	2	2	37	37	1		9	3 7.0 0	27	4 2 7 0	
	349	7	7			7			7	7			7		7	5 2 4 2	
	353	5	4	1		5			5	5	1		1		4	3 1 2 5	
	354	14	9	5		14	3	1	14	14			5	2 5.6 0	8	3 6 0 0	
	355	27	14	13		27	6	2	27	27	3		12	2 6.3 3	12	4 1 4 1	
	356	18	10	3		18	7	5	18	18	1		8	3 0.7 5	7	4 3 5 7	
	357	7	4	3		7	3		7	7			3	3 7.6 6	4	4 2 5 0	
	358	4	4			4	1	1	4	4			4		4	4 6 2 5	
	359	8	7	1		8			8	8			1		4	5 5 0 0	
	360	10	5	5		10			10	10			4	3 6.7 5	3	4 0 0 0	
	361	22	11	11		22	5	2	22	22	1		11	3 6.3 6	9	5 8 8 8	
	362	16	10	6		16	6	2	16	16	1		5	2 8.0 0	6	5 8 3 3	
	363	14	9	5		12	4	1	14	11			3	2 4.6 6	3	3 3 3 7	
	364	8	6	2		8	3	2	8	8	1		1		8	6 0 8 3	

<sup>1</sup>For renter-occupied dwelling units and vacant nonseasonal not dilapidated units, for rent.  
<sup>2</sup>For owner-occupied dwelling units and vacant nonseasonal not dilapidated units, for sale only.

Table 3.—CHARACTERISTICS OF HOUSING FOR WARDS, BY BLOCKS: 1950—Con.

Ward	Block	All dwelling units by occupancy and tenure					All dwelling units by condition and plumbing facilities			Occupied dwelling units			Contract monthly rent <sup>1</sup>		Value <sup>2</sup> of one-dwelling-unit structures	
		Total	Owner occupied	Renter occupied	Vacant non-seasonal not dilap., for rent or sale	Other vacant and non-resident	Number reporting	No private bath or dilap.	No running water or dilap.	Total	Persons per room		Number reporting	Average monthly rent (dollars)	Number reporting	Average value (dollars)
											Number reporting	1.51 or more				
11	366	7	5	1			7	1	1	6	6				5	5,200
	367	3					3			3	3				3	6,000
	368	15	10	5			15	5	3	15	15		25.80	5	4,500	
	369	7	6	1			6	2	2	7	7			1	4,333	
	370	7	6	1			6	2	2	7	7			1	4,333	
	371	6	4	2	1		6	2	3	5	5			2	4,666	
	372	11	6	5			11	6	5	10	10	1	32.50	6	5,400	
	373	11	6	5			11	6	5	10	10			5	4,125	
	374	11	6	5			10	5	5	11	11		34.00	4	5,400	
	375	5	5				5			5	5			5	5,600	
	376	6	5	1			6			6	6			1	5,900	
	377	12	12				12			12	12				12	5,291
	378	4	3	1			4			4	4			7	5,500	
	379	10	10				10			10	10		34.57	3	5,666	
	380	4	3	1			4			4	4			2	5,666	
	381	3	3				3			3	3			2	1,300	
	382	12	9	3			12			12	12		36.16	3	3,616	
	384	12	8	4			12			12	12			2	4,875	
	385	8	8				8			8	8			1	4,000	
	386	18	14	4			16			18	18		35.00	13	3,437	
	387	17	12	5	1		17	4	1	16	16		22.80	10	4,330	
	388	29	11	18	1	1	28	13	2	27	27	1	25.75	4	4,675	
	389	27	7	20	1	2	26	11	2	24	23	3	30.05	6	4,000	
	390	1					1			1	1					
	391	15	12	3			14	3	3	15	14	1		1	12	4,800
	392	6	5	1			6	1	1	6	6			1	5,400	
	393	28	16	12	3	2	27	12	6	23	22		40.62	11	5,400	
	394	29	14	15		1	28	12	9	28	27	1	37.66	13	5,592	
	395	18	9	9	2	1	18	11	3	15	15		41.75	8	5,428	
	396	25	10	15	1		23	11	4	24	22		39.16	7	7,700	
	405	86	19	67	5	1	85	47	3	80	80	9	35.59	6	5,500	
	406	27	7	20	2		27	19	9	25	25		29.55	3	3,333	
	408	4	4				4			4	4		41.75	1	4,175	
	410	18	5	13	2		18	14	11	16	16	5	28.76	13	2,876	
	411	2					2			2	2			9	2,744	
	412	11	2	9			10	6	2	11	11			2	2,800	
	413	12	3	9		1	12	7	1	11	11			2	2,800	
	414	19	9	10		2	19	10	1	17	17			2	2,852	
	415	10	2	8			10	1		10	10		30.00	4	3,000	
	416	3				1	3			3	3			4	4,200	
	417	9	4	5			9			9	9		40.80	5	5,000	
	418	17	13	4			17	2		17	17		33.75	4	4,200	
	419	13	11	2			13	1		13	13			13	4,923	
	420	17	14	3			17	1	1	17	17			13	4,545	
	421	6	5	1			6			6	6			5	4,076	
	422	8	5	3			8	1		8	8			5	5,000	
	423	5	5				5			5	5		33.33	5	5,000	
	424	1	1				1			1	1		34.60	5	3,460	
	425	3	3				3	3	1	3	3		15.33	3	3,400	
	427	3	2	1			3	1	1	3	3			1	1,533	
	428	12	11	1			12	9	4	12	12			12	1,675	
	429	18	15	3		1	18	15	1	17	17			12	2,716	
	430	36	21	15			36	34	11	31	31			2	2,716	
	431	54	23	31		1	52	33	23	51	51			2	1,619	
	432	41	14	27			40	24	23	36	36			2	1,844	
	433	58	20	38	1		55	36	17	40	39			12	1,966	
	434	19	3	16			19	19	10	27	27			13	2,771	
	435	6	1	5			6	1	1	5	5			1	1,668	
	436	75	18	57		1	73	35	1	72	70			5	3,940	
	445	66	19	47	3		66	21		63	63			5	3,974	
	446	23	10	13			23	11	5	23	23			1	3,768	
	447	4	3	1			4	1		4	4			2	4,550	
	448	36	16	20			36	23	21	35	34			13	3,166	
	449	33	13	20		1	32	15	14	33	32			16	3,430	
	450	37	25	12			36	21	18	37	36			12	3,026	
	451	40	26	14			39	22	16	40	39			13	3,026	
	453	41	5	36			40	17	1	39	39			11	1,833	
	454	10	3	7		2	10	7	1	10	10			3	2,192	
	455	21	5	16			20	10	10	20	20			3	1,544	
	456	23	7	16		1	23	18	13	20	20			1	1,428	
	457	43	14	29			43	43	13	42	42			12	1,542	
	458	19	11	8		1	19	14	8	17	17			4	1,428	
	459	44	20	24		2	44	29	22	44	44			3	2,800	
	460	68	22	46		1	64	50	36	67	63			4	1,815	
	461	21	4	17			19	15	10	21	20			10	1,734	
	462	45	14	31			45	39	38	45	45			16	2,056	
	463	28	4	24			27	22	22	28	28			6	2,493	
	464	22	8	14			20	13	8	22	22			3	2,420	
	466	52	21	31		2	51	26	15	50	48			4	2,364	
	467	73	11	62	6	1	73	41	7	66	66			26	3,250	
	476	87	21	66		2	83	61	36	83	81			5	3,571	
	477	40	13	27		2	40	15	6	38	38			2	4,454	
	480	33	14	19		2	33	16	7	31	31			2	3,038	
	481	63	21	42		1	61	18	11	60	59			18	3,227	
	490	86	20	66		1	79	47	22	77	73			4	4,095	
	491	16	7	9		1	16	9	5	15	15			2	3,687	
	493	38	19	19		1	37	24	24	38	37			8	3,787	
														23	18	3,263

<sup>1</sup>For renter - occupied dwelling units and vacant nonseasonal not dilapidated units, for rent.

<sup>2</sup>For owner - occupied dwelling units and vacant nonseasonal not dilapidated units, for sale only.

HOUSING—BLOCK STATISTICS

Table 3.—CHARACTERISTICS OF HOUSING FOR WARDS, BY BLOCKS: 1950—Con.

Ward	Block	All dwelling units by occupancy and tenure					All dwelling units by condition and plumbing facilities			Occupied dwelling units			Contract monthly rent <sup>1</sup>		Value <sup>2</sup> of one-dwelling-unit structures		
		Total	Owner occupied	Renter occupied	Vacant non-seasonal not dilap., for rent or sale	Other vacant and non-resident	Number reporting	No private bath or dilap.	No running water or dilap.	Total	Persons per room	Occupied by non-white	Number reporting	Average monthly rent (dollars)	Number reporting	Average value (dollars)	
11	494	32	16	16					32	31	3	25	16	299.3	13	4,807	
	495	33	16	17					33	32	4	33	16	241.8	8	4,212	
	496	53	9	42		2			53	36	10	51	39	166.9	7	4,157	
	497	48	13	34		1			44	37	20	47	28	166.4	9	2,788	
	498	42	27	13		2			42	35	23	39	13	125.3	26	2,307	
	499	24	9	15					23	20	12	24	14	207.8	7	1,557	
	500	15	2	10		2			13	11	9	12	10	139.0	3	2,066	
	501	19	5	13	1				19	18	13	18	13	137.6	6	2,966	
	502	23	14	9					23	22	11	23	8	163.7	12	1,450	
	503	18		18					17	9	8	18	18	18.0			
	504	29	1	28					29	24	13	29	28	153.9	1	1,575	
	505	19	4	14		1			18	15	8	18	12	148.3	4	1,833	
	506	8	3	5					8	8	4	8	5	148.0	3	1,345	
	507	58	13	44		1			54	48	22	57	44	182.5	11	3,445	
	508	12	1	11					12	12	12	12	10	149.0			
	509	17	4	13					17	14	5	17	12	224.1	3	4,166	
	510	29	12	16		1			29	14	9	29	15	232.6	5	4,200	
	511	19	3	16					19	18	6	19	16	156.8	4	4,186	
	512	20	24	33		3			20	17	5	20	16	208.1	19	4,157	
	513	5	9	36					45	35	17	45	34	189.1	8	2,875	
533	31	9	19					31	22	11	28	17	224.1	9	4,400		
534	22	7	13		2			21	16	13	20	13	239.2	7	3,357		
535	16	5	11					15	8	5	16	10	266.0	3	5,333		
536	23	4	19					23	19	12	23	19	142.1	3	4,166		
12	PART IN BLOCK AREA A																
	1	25	15	9		1	25	18	11	24	24		7	342.8	6	9,000	
	2	8	6	1		1	8			7					1	10,333	
	3	13	12	1			13			13	12	1	1		1	10,472	
	4	9	7	2			9			9		1	2		1	10,000	
	5	10	8	1		1	10			9			1		1	9,000	
	6	22	21	1			22			22			2		20	9,600	
	7	45	43	2			45			44			2		42	8,871	
	8	10	10				10			10					10	6,700	
	10	21	20	1			21	1		21		1	1		18	6,327	
	11	14	14				14	1		14					13	6,746	
	12	11	7	4			11			11	11		4	337.5	6	6,150	
	13	10	7	2		1	10	2	2	9		1	2		8	6,762	
	14	14	9	2			14			14	14	1	2	35.00	9	7,533	
	15	12	9	2		1	12	1	1	11	11		2		8	4,225	
	16	55	22	33			52	29	12	55	52	4	29	248.6	9	3,733	
	17	18	15	3			18			18	18		3	500.00	14	5,264	
	18	2					2			2							
	19	16	8	7		1	16			15	15		7	347.1	9	4,888	
	20	10	7	3			10	2	1	10	10		3	246.6	5	4,340	
	21	16	12	3		1	16			15	15		3	310.00	12	5,566	
	22	21	18	2		1	21			20	20		2		19	9,705	
	23	10	9	1			10			10	9		1		9	6,433	
	24	14	14				14			14	14				13	6,515	
	25	9	8	1			9			9	9		1		7	6,757	
	26	23	18	5			23	1		23	23	1	4	225.0	16	4,737	
	27	12	10	2			12			12	12		2		9	4,811	
	28	9	7	2			9			9	9		2		7	4,328	
	29	5	3	2			5			5	5		2		2		
	30	33	6	27			33			17	17		6	366.6	10	4,930	
	31	5	4	1			5			5	5		1		3	3,666	
	32	9	4	5			9			9	9		5	300.00	2		
	33	61	34	27		1	61	22		61	60	7	19	205.3	32	4,656	
	34	10	8	1		1	10			9	9		1		8	4,975	
	35	8	8				8			8	8				8	5,625	
	36	9	8	1			9			9	9		1		8	4,775	
	37	23	19	4			23			23	23		4	520.0	18	7,655	
	38	31	29	2			31			31	31		2		29	8,358	
	39	15	17				15	12	11	32	31	1	10	238.2	13	5,284	
	40	32	22	13		1	35	9	8	35	35	3	6	229.2	20	4,590	
	41	41	36	4		1	41	2		40	40	1	5	366.0	34	6,302	
	42																
	43	10	7	2		1	9		1	9	9		2		7	4,285	
	44	12	8	4			12			12	11	1	3	353.3	8	3,062	
	45	82	16	58		6	81	14	2	74	74	4	64	357.3	13	4,661	
	46	3	1	1		1	3			2	2		1		1		
	47	1					1			1	1						
	48	27	2	25			25	22	18	27	24	7	25	130.9	1	7,500	
	49	8	8				8			8	8				8	7,500	
	50	10	9	1			10	1	2	10	8		1		7	6,785	
	51	8	5	3			8			8	8		3	333.3	5	5,000	
	52	6	2	4			6			6	6		4	442.5	2		
	53																
	54	19	8	10		1	19	4		18	18		10	348.0	6	5,500	
	55	17	13	4		1	17	2		17	17		4	400.0	12	4,291	
	56	53	45	8			53	5	4	53	52	2	8	392.5	42	6,935	
	57	9	7	2			9			9	9		2		7	8,000	
	58	15	12	3			15	1		15	15		3	350.0	11	8,272	
	59	1					1			1	1						
	60	16	7	9			16	10	10	16	16	1	10	163.3	7	3,228	
	61	4	2	1		1	4		2	3	3				2		
	62	1					1			1	1						
	63	5	4	1			5	3	3	5	5	1			4	3,450	
	64																
	65	2					2			2	2						

<sup>1</sup>For renter - occupied dwelling units and vacant nonseasonal not dilapidated units, for rent.  
<sup>2</sup>For owner - occupied dwelling units and vacant nonseasonal not dilapidated units, for sale only.



Table 3.—CHARACTERISTICS OF HOUSING FOR WARDS, BY BLOCKS: 1950—Con.

Ward	Block	All dwelling units by occupancy and tenure					All dwelling units by condition and plumbing facilities			Occupied dwelling units			Contract monthly rent <sup>1</sup>		Value <sup>2</sup> of one-dwelling-unit structures		
		Total	Owner occupied	Renter occupied	Vacant non-seasonal not dilap., for rent or sale	Other vacant and non-resident	Number reporting	No private bath or dilap.	No running water or dilap.	Total	Persons per room		Occupied by non-white	Number reporting	Average monthly rent (dollars)	Number reporting	Average value (dollars)
											Number reporting	1.51 or more					
12	86	7	7			7			7	7					7	5,471	
	87	1															
	89	1															
	90	6	5	1		3	2	2	6	4		3	1		1		
	91	1															
	92	7	3	4		7			7	7			4	40.25	3	5,966	
	93	5	5			5			5	5					4	4,075	
	94	2	2														
	95	3		1		3	3	1	3	3			1		1		
	96	2															
	97	3	3			3			3	3	1				3	6,733	
	98	7	5	1	1	7	1	1	7	6			2		5	5,000	
	99	3	3			3	3	3	3	3			1				
	100	6	4	2		6	2	3	6	6			2		4	5,825	
	101	4	3	1	1	4	4		4	3			2		4	5,975	
	102	3	1	2		3		1	3	3			2		1		
	103	1	7	6	1	10	4	4	13	13	1	11	6	16.83	7	3,942	
	104	9	8			9	1		9	8					9	6,288	
	105	4	2	2		4	2	2	4	4			2		1		
	108	3		1		3	2	2	3	3	1	2	1		2		
	110	1															
	111	2															
	117	6	5	1		6	1	1	6	6			1		5	2,800	
	118	1															
	119	1															
	120	2		2		4	4	3	4	4			4		2		
	121	4	2			4	4		4	4			2				
	123	2															
	124	7	3	4		7	5	5	7	7			4	17.00	3	3,366	
	125	1															
	126	4	4			4	4	4	4	4	2	4			4	3,650	
	127	21	16	5		21	13	12	21	21	1	19	5	19.20	15	3,686	
	128	12	11	1		12	12	12	12	12	1	1	1		11	3,686	
	129	25	12	13		24	25	25	24	25	1	1	10	26.70	10	4,554	
	130	18	8	10		18	18	18	18	18	1	1	9	28.55	7	3,630	
	131	5	5			5	5	5	5	5					7	4,357	
	132	5	1	3		4	2	2	5	5		3	2		3	2,000	
	134	7	4	3		6	6	6	7	7	1	1	2		1		
	135	15	9	6		13	7	8	15	15		7	4	11.66	4	2,000	
	136	9	3	5		9	8	8	8	8	2	6	4	19.00	3	1,866	
														13.00	1		
	137	15	11	4		15	1	1	15	15	1	1	3	30.66	11	3,454	
	138	19	13	5	1	19	5	5	18	18		1	6	30.66	13	5,261	
	139	16	8	7		16	16	12	15	15	5	15	5	22.16	8	2,050	
	140	1												14.60			
	141	10	3	7		10	6	6	10	10	2	10	7	13.71	3	2,166	
	142	2															
	143	8	5	2	1	6	4	1	7	5		7	2		3	1,800	
	144	21	9	12	1	21	19	19	21	21	3	21	12	14.91	9	2,177	
	145	20	12	8		20	12	10	20	20			8	25.00	10	3,950	
	153	15	13	2		15	11	9	15	15	1	2	2		12	3,358	
	154	26	8	18		26	17	5	26	26	3	26	17	16.35	8	2,000	
	157	11	5	6		11	7	2	11	11	2	10	6	11.66	5	2,200	
	158	10		10		10	6	3	10	10	2	9	10	12.20			
	159	5	2	3		5	3	1	5	5		4	3	19.66			
	160	42	36	4	2	42	1	1	40	39		5	4	42.25	37	5,264	
	161	1															
	162	10	3	7		10	5	2	10	10	2	10	7	15.71	3	2,000	
	163	5		1		4	4		4	4		4	4		3	2,000	
	165	4	2	2		4	3	1	4	4	1	4	1		2	1,800	
	166	5	3	2		4	1	1	5	5		5	2		3	1,866	
	167	2															
	168	2															
	169	166	104	57	1	164	90	65	161	161	22	143	54	18.38	101	4,114	
	170	13	1	1		13	13		13	13		2	1		12	4,683	
	171	40	12	3	2	40	40		38	38		4	4	47.50	35	5,205	
	172	23	19	4		23	23		23	23	1	4	4	43.25	19	5,257	
	173	3	3			3	3		3	3					3	4,666	
	174	28	21	6		28	9	6	27	27	2	9	6	19.50	21	4,585	
	175	26	7	10	1	26	11	9	26	27	2	9	9	40.55	4	4,075	
	176	6	5	1		6	1	1	6	6		1	1		5	3,900	
	177	11	6	4		10	8	6	10	10	1	10	4	12.50	6	2,166	
	178	5	2	2		4	3	2	4	4		4	2		2		
	179	1															
	180	7	6	1		7	2	2	7	7	1	6	1		5	2,040	
	181	15	6	9		15	11	4	15	15	4	7	7	15.71	6	1,833	
	182	32	11	19	2	30	19	3	30	29		14	18	16.00	10	2,850	
	183	13	10	3		13	9	5	13	13	3	8	3	16.00	8	2,875	
	184	6	2	4		6	5	5	6	6		2	2	33.50	2		
	185	7	6	1		7	4	4	7	7		4	1		6	4,000	
	186	16	11	5		16	6	4	16	16		5	5	34.60	10	4,050	
	196	22	12	10		21	17	11	22	22	1	10	10	28.80	10	2,480	
	197	45	25	18	2	42	23	15	43	42	2	18	18	30.44	15	3,033	
	198	4	2	2		4	4	1	4	4		1	2		2		
	199	6	5	1		6	6		6	6		1	1		3	3,333	
	200	19	1	18		19	17	3	19	19	1	19	18	10.11	1		
	201	1															
	202	5	4	1		5	2		5	5		4	1		3	4,333	

<sup>1</sup>For renter - occupied dwelling units and vacant nonseasonal not dilapidated units, for rent.  
<sup>2</sup>For owner - occupied dwelling units and vacant nonseasonal not dilapidated units, for sale only.

HOUSING—BLOCK STATISTICS

Table 3.—CHARACTERISTICS OF HOUSING FOR WARDS, BY BLOCKS: 1950—Con.

Ward	Block	All dwelling units by occupancy and tenure					All dwelling units by condition and plumbing facilities			Occupied dwelling units			Contract monthly rent <sup>1</sup>		Value <sup>2</sup> of one-dwelling-unit structures			
		Total	Owner occupied	Renter occupied	Vacant non-seasonal not dilap., for rent or sale	Other vacant and non-resident	Number reporting	No private bath or dilap.	No running water or dilap.	Total	Persons per room	Occupied by non-white	Number reporting	Average monthly rent (dollars)	Number reporting	Average value (dollars)		
										Number reporting	1.51 or more							
12	2203	5	2	3			5	3	3	5	4	1	3	3	21.00	2		
	2204	3	2				3	2	2	2	2					2		
	2205	5	3			1	4	2	2	5	5			2		3	3,666	
	2206	12	1	10	1		12	11	1	11	11	1		9	32.22	4	3,000	
	2207	8	4							8	8			4				
	2208	1																
	2209	1																
	2210	1																
	2211	4	2		1	1	3	1		2	2		2			3	3,100	
	2212	2																
	2213	9	8	1			9	2		9	7			1		7	5,142	
	2214	18	11	7			18	2		18	18			5	40.40	8	5,312	
	2215	20	16	4			20	1		20	20			4	50.00	16	5,987	
	2216	16	10	6			16	1		16	16	1	2	8	31.83	8	7,062	
	2217	8		8			8		2	8	8			6	8.00			
	2218	1																
	2219	1		2			3			3	3			1		1		
	2220	3	3				3	1	1	3	3					1		
	2221	3																
	2222	2																
	2223	2																
	2224	2																
	2225	2																
	2226	2																
	2227	2																
	2228	2																
	2229	2																
	2230	2																
	2231	2																
	2232	2																
	2233	2																
	2234	2																
	2235	2																
	2236	2																
	2237	2																
	2238	2																
	2239	2																
	2240	2																
	2241	14	8	6			14	6		14	13			6	37.50	7	5,685	
	2242	28	21	6	1		28	3		27	27	1		7	25.28	19	5,473	
	2243	3					3			3	3					3	5,666	
	2244	3					3			3	3					3	4,785	
	2245	14	7	7			14	2	1	14	14			7	27.28	9	4,444	
	2246	9					9	1	1	9	8			2		9	4,777	
	2247	15	12	2	1		14	1	1	14	14		2	2		5	5,200	
2248	8	6	2			8			8	8			2					
2249	1					1			1	1								
2250	2					2			2	2								
2251	2					2			2	2								
2252	2					2			2	2								
2253	2					2			2	2								
2254	2					2			2	2								
2255	2					2			2	2								
2256	2					2			2	2								
2257	2					2			2	2								
2258	2					2			2	2								
2259	2					2			2	2								
2260	2					2			2	2								
2261	2					2			2	2								
2262	2					2			2	2								
2263	2					2			2	2								
2264	2					2			2	2								
2265	2					2			2	2								
2266	2					2			2	2								
2267	2					2			2	2								
2268	17	10	7			17	5	1	17	16			6	35.00	3	5,166		
2269	19	11	8			19	2	1	19	19			6	39.33	9	7,187		
2270	26	15	10	1		26	6	1	25	25			11	37.54	10	4,277		
2271	31	15	14	1	1	30	2	14	29	29	4	1	12	31.83	9	2,688		
2272	21	10	7		3	18	8	7	17	17	1		6	33.83	7	3,000		
2273	30	3	19	1	1	29	18	2	28	28	3		19	33.57	6	6,666		
2274	11	3	8			11	6	3	11	11			5	30.60	3	5,000		
2275	16	9	7			16	5		16	15			7	26.42	6	5,000		
2276	20	14	6			20	3		20	20			6	43.00	14	4,714		
2277	3	2	1			3	3		3	3			1		2			
2278	2					2			2	2			3	40.00	3			
2279	2					2			2	2								
2280	16	14	2			16			16	16			2		14	5,357		
2281	8	5	3			8	1	1	8	8			2		5	5,600		
2282	27	15	12			27	8		27	26			12	37.58	13	5,307		
2283	36	13	19	2	2	36	15	2	32	32			20	35.65	7	5,714		
2284	12	9	3			12	4	4	12	12			2		9	3,333		
2285	17	13	4			17	4	3	17	17			3	25.66	10	3,550		
2286	10	8	2			10	1	1	10	9			1		7	4,214		
2287	57	23	28	6		53	21	6	51	50			29	34.00	12	3,791		
2288	27	18	7	2		26	8		25	24			9	35.77	14	6,028		
2289	44	28	16			44	8	2	44	38			16	33.87	23	5,913		
2290	2					2			2	2			7	36.57	15	5,766		
12	PART IN BLOCK AREA B																	
1	8	3	5			8	2	1	8	7	1		3	40.00				
13	PART IN BLOCK AREA A																	
9	8	3	5			7			8	8			5	35.00	1			
24	12	7	5			11			12	12			5	40.60	5	5,000		
25	15	8	7			15			15	15			7	39.28	7	7,285		
26	11	6	5			11			11	11			5	50.40	6	8,250		
41	14	10	4			14			14	13			4	38.50	10	7,300		
42	18	15	3			18			18	18			3	54.66	15	8,866		
43	27	16	11			27			27	27			11	46.09	15	9,866		
44	131	115	16			129	3	2	131	131	1		14	56.14	110	6,885		
55	3	3				3			3	3			1		3	6,000		
56	4	3	1			4			3	4					3	6,000		
65	1																	

Table 3.—CHARACTERISTICS OF HOUSING FOR WARDS, BY BLOCKS: 1950—Con.

Ward	Block	All dwelling units by occupancy and tenure					All dwelling units by condition and plumbing facilities			Occupied dwelling units			Contract monthly rent <sup>1</sup>		Value <sup>2</sup> of one-dwelling-unit structures	
		Total	Owner occupied	Renter occupied	Vacant non-seasonal not dilap. for rent or sale	Other vacant and non-resident	Number reporting	No private bath or dilap.	No running water or dilap.	Total	Persons per room		Number reporting	Average monthly rent (dollars)	Number reporting	Average value (dollars)
											Number reporting	1.51 or more				
13	PART IN BLOCK AREA B															
	4	22	17	5		22	1	1	22	19		4	51.25	16	10,812	
	5	5	3	2		5	1		5	5		3		3	9,000	
	6	15	8	7		14	1	1	15	14	1	7	55.85	6	13,500	
	7	6	4	1	1	6			5	5		2		1		
	8	3	3			3			3	3				3	14,333	
	9	3	3			3			3	3				3	15,000	
	10	3	3			3			3	3				3	22,666	
	11	3	3			3			3	3				3		
	12	3	3			3			3	3				3		
	13	2	2			2			2	2				2		
	14	9	9			9			9	9				9	11,288	
	15	13	12	1		13			13	13		1		10	14,960	
	16	20	19	1		20	1	1	20	20		1		17	11,941	
	17	4	4			4			4	4				3	12,000	
	18	9	6	3		9			9	9		2		3	9,666	
	19	7	6	1		7			7	7		1		5	9,400	
	20	10	10			10			10	10				10	10,900	
	21	20	20	1		21			21	21				20	11,475	
	22	16	15	1	1	16			15	15				14	11,171	
	23	16	15	1		16			15	15				14	11,171	
	24	17	15	2		16			17	16		1		14	8,964	
	25	15	14	1		15	1	1	15	15		1		14	12,642	
	26	17	15	2		17			17	16		2		13	10,884	
	27	19	18		1	18			18	16		1		15	11,033	
	28	1				1						1				
	29	25	22	2	1	25			24	23		3	30.00	15	10,100	
	30	15	12	2	1	15			14	14		10		10	10,350	
	31	30	25	4	1	27	1	1	29	26		3	61.66	19	9,873	
	32	15	15			15			15	15		15		15	8,386	
	33	17	13	3	1	16			16	15		11		11	7,772	
	34	19	19			19			19	19	1	17		17	7,270	
	35	11	9	2		11			11	11		7		7	8,114	
	36	18	15	2	1	16	1	1	17	17		2		14	4,314	
	37	4	4			4			4	4		4		4	4,825	
	38	16	16			16			16	16	1	15		15	8,220	
	39	33	30	2	1	33	3		32	31	1	28		28	7,492	
	40	5	5			5			5	5	1	4		4	13,250	
	41	14	12	2		14			14	14		11		11	10,181	
	42	14	12	2		14			14	14	1	10		10	9,950	
	43	20	16	4		20			20	20		13	35.25	13	6,261	
	44	7	4	2	1	7			6	6		3		3	5,666	
	45	2				2			2	2		2		2		
	46	180	166	12	2	174	12	7	178	173	8	7	53.28	40	7,077	
	47	22	18	4		21			22	21		4		16	7,912	
	48	16	13	3		16			16	16		2		12	8,191	
	49	8	7	1		8			8	7		5		2	4,800	
	50	13	11	2		13			13	13		2		11	6,863	
	51	11	11			11			11	11		10		10	6,960	
	52	8	7	1		8	1		8	7	1	7		7	4,857	
	53	2				2			2	2						
	54	2				2			2	2						
	55	11	10	1		10			11	10		9		9	6,777	
	56	14	14			14			14	14		18		18	7,975	
	57	26	22	3	1	26			25	25		22		22	8,563	
	58	20	18	2		20			20	20		14	47.00	14	8,471	
	59	29	25	4		28			29	29	1	21	40.00	21	5,761	
	60	24	20	3	1	24	5	1	23	18		15	53.00	15	4,786	
	61	6	3	2		6			5	4		3		3	5,666	
	62	10	10			10			10	10		10		10	8,820	
	63	4	4			4			4	4		4		4	6,750	
	64	2				2			2	2						
	65	6	4	2		6			6	4		2		3	9,333	
	66	13	9	4		13			13	11		4	35.25	9	6,666	
	67	17	12	5		17	2		17	17		5	36.40	11	6,545	
	68	9	8	1		9			9	9		8		8	5,562	
	69	2				2			2	2						
	70	13	12	1		13			13	13		1		12	5,600	
	71	1				1			1	1						
	72	9	4	4		9			8	5		3	48.33	4	4,375	
	73	18	16	2	1	18	2		18	18	1	2		15	5,713	
	74	32	24	8		32			32	32		7	49.28	24	8,291	
	75	19	16	2	1	18	1	1	18	16		15		15	8,380	
	76	8	8			8			8	8	1	7		7	7,814	
	77	7	7			7			7	7		7		7	8,728	
	78	21	20	1		21			21	21		1		19	9,321	
	79	21	20	1		21			21	21		2		20	8,125	
	80	38	34	4		38	1		38	35		31		31	9,232	
	81	23	19	4		23			23	23		4		17	7,764	
	82	27	16	10	1	27	1		26	26		9	62.50	15	8,706	
	83	23	22	1		23			23	22		21		21	9,133	
	84	53	47	5	1	51	2	1	52	52	1	4	39.50	45	9,355	
	85	17	13	4		17	1		17	17	1	3	52.33	12	7,708	
	86	34	26	8		32	2	1	34	30	1	6	49.00	24	4,750	
	87	26	20	6		23			26	24	1	4	37.50	19	5,736	
	88	8	4	4		7			8	8		3	46.66	4	5,250	
	89	16	10	6		16			16	16		9	29.16	9	5,944	
	90	17	12	4		17			16	16		4		10	5,450	
	91	10	5	5	2	9	1	1	5	5	1	5		5	3,480	
	92	14	4	10		14			4	4		3		3	7,600	

<sup>1</sup>For renter - occupied dwelling units and vacant nonseasonal not dilapidated units, for rent.  
<sup>2</sup>For owner - occupied dwelling units and vacant nonseasonal not dilapidated units, for sale only.

HOUSING—BLOCK STATISTICS

Table 3.—CHARACTERISTICS OF HOUSING FOR WARDS, BY BLOCKS: 1950—Con.

Ward	Block	All dwelling units by occupancy and tenure					All dwelling units by condition and plumbing facilities			Occupied dwelling units			Contract monthly rent <sup>1</sup>		Value <sup>2</sup> of one-dwelling-unit structures	
		Total	Owner occupied	Renter occupied	Vacant non-seasonal not dilap., for rent or sale	Other vacant and non-resident	Number reporting	No private bath or dilap.	No running water or dilap.	Total	Persons per room		Number reporting	Average monthly rent (dollars)	Number reporting	Average value (dollars)
											Number reporting	1.51 or more				
13	93	5	4			1	5		4	4	1			4	6,625	
	94	11	8	3			11	1	11	11		3	35.00	8	6,312	
	95	5	5				5		5	5				5	6,400	
	96	5	5				5		5	5				5	6,600	
	97	13	12	1			12		13	12		1		9	7,055	
	98	4	4				4		4	4				4	9,000	
	99	47	40	7			45		47	47		5	48.20	34	9,529	
	100	29	28		1		29	1	29	27				29	7,968	
	101	30	25	5			30		30	30		3	44.33	25	9,280	
	102	16	16				16		16	16				16	8,343	
	103	13	13				13		13	13				12	10,708	
	104	3	3				3		3	3				3	8,433	
	105	9	9				9		9	9				9	11,111	
	106	23	16	6	1		22		22	22		6	13.00	14	5,714	
	107	10	10				10		10	10				10	4,950	
	108	8	5	3			7		8	7		2		4	5,750	
	109	1														
	110	3							3	3		1		2		
	111	3	2	1				1	3	3		1		2		
	112	18	14	4			18	4	18	18		4	32.75	12	5,625	
	113	5	5				5		5	5				5	4,700	
	114	1														
	116	2														
	117	2														
	118	15	9	5	1		15	2	14	13		5	39.20	7	5,500	
	119	22	22				22	1	22	22		1	29.16	18	6,055	
	120	26	14	12			25	1	26	26		2	34.25	12	6,875	
	121	11	9	2			11	2	11	11		1		8	5,100	
	122	2														
	123	4	4				4		4	4		1		4	5,000	
	124	1														
	125	3	1	2			3	3	3	3		1		1		
	127	19	12	7			19	1	19	19		1	40.66	10	6,370	
	128	23	13	9	1		21	1	22	22		4	9.33	13	5,653	
	129	11	9	2			11	7	11	11		1		9	4,388	
	130	21	10	11			21	7	21	21		3	26.27	5	5,500	
	131	7	1	6			7		7	7		1	40.83	1		
	132	1														
	133	13	10	2	1		13		12	12		3	34.00	7	4,485	
	134	4	4				4		4	4		4	27.25			
	137	16	14	2			15		16	16		2		14	7,750	
	138	14	13	1	1		13		13	12				13	8,215	
	139	2														
	140	15	13	2			15	1	15	15		1		12	7,125	
	141	3	3				3		3	3				3	9,333	
	142	6	2	4			8		8	8		2		5	9,000	
	143	3	1	2			3		3	3				1		
	144	5	5				5	4	5	5		3	13.40	5		
	145	18	16	1	1		18		17	17		1		17	8,117	
	146	21	19	2	2		21		19	19				21	8,809	
	147	16	15	1			16		16	16				15	9,773	
	148	12	12				11		12	11				11	9,863	
	149	13	12	1			13		13	13		1		11	10,136	
	150	9	9				9		9	9				9	8,333	
	151	10	9	1			10		10	10		1		9	9,277	
	152	15	14	1			15		15	15		1		14	8,678	
	153	7	7				7		7	7		2		7	10,000	
	154	12	10	2			12		12	12				10	9,650	
	155	1														
	156	77	73	4			77		77	77			63.75	71	7,995	
	157	4	2	2			4		4	2		2		2		
	159	1														
	165	1														
	166	3	2	1			3	1	3	3		1		1		
	167	1														
	168	2					2		4	3		3	40.00			
	169	4		4					4	4		4	42.50	12	7,250	
	171	17	12	5	3		17		14	14		5	47.00	11	6,318	
	172	14	10	4			19		18	18		2		11	6,333	
	173	12	10	2			11	1	12	11		2		9		
	174	24	2	21	1		21		23	20		21	52.38	4	6,500	
	175	7	4	3			7		7	7		2	44.00	4	6,590	
	176	14	12	2			14		14	14				11	5,250	
	177	4	4				4		4	4				4	5,357	
	181	11	7	3	1		10		10	10		3	30.33	7		
	182	5					5		5	5		5	50.00			
	183	36	5	31			32	2	33	29		31	49.35	1		
	184	26	3	23			26	1	26	23		23	50.00			
	185	10	8	2		1	10	8	10	10	1	1	36.00	10	1,580	
	186	3	3				3		3	3				2		
	204	1														
	205	2														
	206	10	5	5			10	9	10	9		9	17.25	5	2,060	
	207	15	9	6			13	4	15	13		5	23.40	5	2,100	
	228	3	2	1	1	1	3	5	3	3	3	10	32.90	21	3,842	
	254	7	3	4			5		5	6		2	13.33	3	2,666	
	281	2														

<sup>1</sup>For renter - occupied dwelling units and vacant nonseasonal not dilapidated units, for rent.  
<sup>2</sup>For owner - occupied dwelling units and vacant nonseasonal not dilapidated units, for sale only.

Table 3.—CHARACTERISTICS OF HOUSING FOR WARDS, BY BLOCKS: 1950—Con.

Ward	Block	All dwelling units by occupancy and tenure					All dwelling units by condition and plumbing facilities			Occupied dwelling units			Contract monthly rent <sup>1</sup>		Value <sup>2</sup> of one-dwelling-unit structures		
		Total	Owner occupied	Renter occupied	Vacant non-seasonal not dilap., for rent or sale	Other vacant and non-resident	Number reporting	No private bath or dilap.	No running water or dilap.	Total	Persons per room		Number reporting	Average monthly rent (dollars)	Number reporting	Average value (dollars)	
											Number reporting	1.51 or more					Occupied by non-white
13	732	2															
	734	2															
13	PART IN BLOCK AREA C																
	2	9	3	5		1	9	5	4	8	8		5	3	25.33	3	4.100
	4	5	5				5	4	3	5	5		5	1		5	1.540
	5	7	6	1			7	6	5	7	7	1	7	1		5	1.380
	8	6	5	1			6	5	2	6	6		6	1		5	1.700
	9	2															
	10	1															
	11	5	3	2			5	3	2	5	5		5	2		3	1.666
	12	5	4	1			5	1	1	5	4		5	1		3	1.766
	13	22	13	9		1	21	10	6	22	21	2	21	7	29.28	11	2.372
	14	10	3	6			10	8	8	9	9	1	8	6	17.33	3	1.933
	15	8	5	2	1		8	5	5	7	7	1	6	2		5	2.080
	39	5	4	1			5	4	4	5	5		5	1		4	1.700
	40	4	1	3			4	4	3	4	4	1	4	3	15.00	1	
	41	4	2	2			4	3	3	4	4	1	4	1		2	
	42	1					1			1			1				
	43	6	6				6	3	3	6	6	2	6	6		6	1.983
	44	2					2			2			2				
	45	53	24	28		1	52	40	23	52	51	7	50	27	20.62	24	3.712
	46	5	3	2			5	5	5	5	5		5	3		3	1.233
	47	6	4	2			6	5	4	6	6		6	2		4	1.800
	48	6	5	1	1		6	6	5	5	5		5	1		4	1.175
	49	7	6	1			7	2	2	7	7	1	7	1		6	2.416
	50	6	4	2			6	6	5	6	6	1	6	2		4	1.150
	51	3	3				3	3	3	3	3		3	3		3	2.333
	52	4	4				4	4	2	4	4	1	4	4		4	1.875
	53	7	6	1	1		7	6	4	7	6		6	4		6	1.516
	54	11	9	2		1	11	3	3	10	10		10	3		9	2.177
	55	6	3	3			6	3	3	6	6		6	3	12.00	3	2.600
	56	34	18	13	2	1	32	16	10	31	31	2	31	14	24.50	16	5.437
	57	9	6	3			9	5	4	9	8		8	3	23.33	5	2.620
	58	4	2	2			4	4	3	4	4	1	4	4		2	1.166
	59	9	3	6			9	8	2	9	9		9	7	14.75	3	1.828
	60	14	3	7		4	14	12	12	10	10		10	8	18.28	3	1.333
	61	7	5	2			7	4	4	7	7	1	7	2		2	2.400
	99	6	6				6	6	3	6	6		6	3	32.33	3	2.666
	100	6	5	1			6	5	4	6	6		6	3		3	1.866
	101	4	4				4	4	3	4	4		4	1		3	1.900
	102	1					1			1			1				
	103	2					2			2			2				
	104	23	18	5			22	12	6	23	22	3	23	4	29.25	16	4.700
	105	12	4	7		1	10	6	2	11	11		11	6	27.00	3	5.066
	106	7	2	5		1	7	5	2	9	9		9	7		6	4.283
	107	10	9	1			10	7	5	10	10	1	10	1		7	2.971
	108	5	4	1			5	3	3	5	5		5	4		4	6.125
	109	7	7				7	7	5	7	7	1	7	5		5	2.320
	110	6	5	1			6	5	5	5	5		5	1		3	1.833
	111	4	4				4	4	4	4	4		4	4		4	2.900
	112	4	4				4	4	3	4	4		4	3		1	
	113	3	3				3	3	2	3	3		3	2		1	
	114	4	4				4	4	1	4	4	1	4	4		4	1.750
	115	6	5	1			6	3	2	6	6		6	5		5	2.100
	116																
	117	4	3	1		1	4	3	3	3	3		3	3		3	1.833
	118	3	3				3	3	3	3	3		3	3		3	7.000
	119	14	12	1		1	11	4	2	13	13	2	13	1		8	4.787
	120	8	8				8	8	2	8	8		8	8		8	3.062
	121	8	7	1			8	7	1	8	8	1	8	7		7	4.928
	122	12	13	5			12	2	2	12	12		12	5	26.80	7	4.928
	123	17	10	7			21	11	1	21	21		21	8	27.25	12	4.025
	124	10	10				10	10	1	10	10		10	7	35.28	10	3.200
	125	12	14	2			12	12	1	12	12		12	2		10	3.200
	126	19	14	5			19	16	4	19	17	2	19	4	37.25	7	3.357
	127	12	10	2			12	4	4	12	12		12	2		10	2.410
	128	3	3				3	3	2	3	3	1	3	3		3	1.266
	129	2	2				2	2	1	2	2		2	2		2	
	130	1					1			1			1				
	131	12	12				12	8	7	12	12		12			10	2.410
	132	10	8	1		1	9	2	1	9	9		9	1		8	3.625
	133	7	6	1			7	3	1	7	7		7	1		6	4.533
	134	7	7				7	7	3	7	7		7	7		6	3.433
	135	16	9	7			15	6	6	16	15	2	16	6	28.83	9	3.477
14	PART IN BLOCK AREA C																
	78	8	2	6	2	2	8	4	4	8	8	1	5		2.60	1	
	79	18	1	13			18	16	2	14	14	2	13	13	29.53	1	
	162	8	8				8	8	2	8	8		8	8		8	5.637
	163	10	9	1			10	3	3	10	10		10	1		9	6.444
	164	10	8	2			10	8	2	10	10		10	2		6	4.416
	165	4	3	1			4	4	3	4	4		4	3		3	6.000
	166	7	5	2		1	7	3	2	6	6		6	1		5	4.600
	204	2	2				2	2		2	2		2				
	205	14	13			1	14	1	1	13	13		13	13		13	7.023
	206																
	207	12	10	1		1	12	2		11	11		11	10		10	6.060

<sup>1</sup>For renter - occupied dwelling units and vacant nonseasonal not dilapidated units, for rent.  
<sup>2</sup>For owner - occupied dwelling units and vacant nonseasonal not dilapidated units, for sale only.

HOUSING—BLOCK STATISTICS

Table 3.—CHARACTERISTICS OF HOUSING FOR WARDS, BY BLOCKS: 1950—Con.

Ward	Block	All dwelling units by occupancy and tenure					All dwelling units by condition and plumbing facilities			Occupied dwelling units			Contract monthly rent <sup>1</sup>		Value <sup>2</sup> of one-dwelling-unit structures		
		Total	Owner occupied	Renter occupied	Vacant non-seasonal not dilap., for rent or sale	Other vacant and non-resident	Number reporting	No private bath or dilap.	No running water or dilap.	Total	Persons per room		Occupied by non-white	Number reporting	Average monthly rent (dollars)	Number reporting	Average value (dollars)
											Number reporting	1.51 or more					
14	208	3	3			3			3	3					3	6.000	
	209	6	6			6			6	6					6	6.900	
	210	9	6	1	2	9			7	7	1	1	1	1	8	7.212	
	2253	9	6	1	2	9		2	7	7					8	5.625	
	2254	7	7			7	4		7	7					7	5.528	
	2255	8	8			8			8	8					8	5.725	
	3337	7	5	2		7	3		7	7			2		5	3.600	
	3341	8	5		8	8			8	8					8	7.450	
	3342	6			6	6			6	6					6	7.216	
	3343	2															
	3344	2	4	2		6	3		6	6			2		4	3.450	
	3378	6	2	3		5	5		5	5	1		3	3.333	2		
	3379	5	2	1		6	3	3	5	5	1	1	1		2	6.804	
	3380	2			2	2			2	2					2	7.159	
	3381	2			2	2			2	2					2	7.294	
	3383	19			19	19			19	19					17		
	3384	1															
	412	2															
	418	1															
	419	2															
	439	3	3			3	2	1	3	3	1				3	2.666	
	443	2															
	444	3	3			3	2	1	3	3	1				3	2.333	
	445	8	8			8	3	2	8	8			2	6	5.500		
	481	5	2	3		5	2	1	5	5	2		2	2	2		
	483	2	16	6	1	22	15	5	22	22	1	2	4	19.25	12	4.625	
	485	3	3			3	2	1	3	3					3	3.833	
	486	3	2	1		3	1	1	3	3							
	487	5	2	3		5	5	3	5	5	3	2	2		1		
	488	7	4	3		7	7	7	7	7	2	7	3	19.00	4	2.125	
	531	1															
	532	4	4			4	3	3	4	4		1			4	4.625	
	534	17	16		1	16	3		16	16					15	5.166	
	535	15	10	4	1	15	1	1	14	14			4	24.00	9	6.577	
	536	4	4			4	2	1	4	4	1				4	5.000	
	537	3	2	1		3	2	1	3	3		1			1		
	538	1															
	539	1															
	540	2															
	541	49	31	14	1	46	9	6	45	43	1	3	12	35.50	25	6.656	
	542	15	11	1	3	15			12	12			1		13	6.592	
	543	6	6			6			6	6	1				6	6.750	
	544	6	6			6			6	6					6	6.650	
	545	15	8	5	2	14			13	13			2		9	7.211	
	546	89	67	17	2	84	13	13	84	84	7	14	17	29.23	65	7.083	
	583	1															
	587	1															
	588	2															
	589	1															
	590	13	8	4	1	13	13	13	12	12	4	12	4	17.50	7	1.542	
	591	4	3	1		4	4	3	4	4	1	4	1		3	1.766	
	618	3	2	1		3	1	1	3	3		3	1		2		
	619	16	10	6		16	14	14	16	16	2	16	3	12.33	9	2.777	
	620	2															
	621	3	2	1		3	2	1	3	3		3	1		2		
	622	5	1	4		5	5	4	5	5	3	5	4	21.25	1		
	623	3	3			3	3	3	3	3		3			3	2.333	
	626	3	2	1		3	2	2	3	3	1	3	1		2		
	627	4	4			4	2	2	4	4		4			4	2.750	
	629	9	9			9	5	3	9	9	1	9			9	3.444	
	644	2															
	645	12		3		11	7		12	12	3	12	3	17.66	8	2.750	
	646	12	9	3		12	10	5	12	12		12	9	18.66	2		
	647	27	16	10	1	27	20	2	26	26	1	26	9	19.22	15	3.480	
	649	19	8	8		26	16	11	26	26	4	26	8	19.00	17	2.129	
	650	16	11	5		16	8	6	16	16		8	5	42.40	11	3.390	
	651	3	3			3	2	1	3	3		3			3	2.000	
	652	1															
	653	25	21	3		25	17	16	24	24		24	3	20.33	21	1.719	
	654	3	2			3	2	2	2	2		2			2		
	657	26	20	5	1	26	1	1	25	25	1		6	35.00	19	6.700	
	658	5	5			5			5	5					5	6.700	
	659	7	5	2		7	3	2	7	7			2		4	4.650	
	660	68	57	10	1	67	3	1	67	66		10	53.80	55	6.845		
	661	21	17	4		21	1		21	21		4	42.00	16	5.162		
	662	22	20	2		21			22	22		2		18	5.505		
	663	24	21	2	1	24	23		23	23		2		19	5.431		
	664	25	20	5		25	25		25	25		5	39.00	17	4.982		
	665	34	31	3		34	34		33	33	2	3	41.33	31	6.451		
	666	17	15	2		17	4	4	17	17		2		13	5.461		
	667	3	2	1		3			3	3					2		
	668	28	24	3		28	1	1	27	27		3	17.33	21	6.947		
	669	3	1	2		3	1		3	3					2		
	670	10	6	3		10	9		9	9	1			6	5.033		
	671	25	19	4	1	25	3	2	23	23		4	45.00	18	6.705		
	674	18	15	3		18			18	18					15	6.073	
	675	15	11	4		14	2	2	15	14		2	53.75	9	6.755		

<sup>1</sup>For renter - occupied dwelling units and vacant nonseasonal not dilapidated units, for rent.  
<sup>2</sup>For owner - occupied dwelling units and vacant nonseasonal not dilapidated units, for sale only.

Table 3.—CHARACTERISTICS OF HOUSING FOR WARDS, BY BLOCKS: 1950—Con.

Ward	Block	All dwelling units by occupancy and tenure					All dwelling units by condition and plumbing facilities			Occupied dwelling units			Contract monthly rent <sup>1</sup>		Value <sup>2</sup> of one-dwelling-unit structures		
		Total	Owner occupied	Renter occupied	Vacant non-seasonal not dilap., for rent or sale	Other vacant and non-resident	Number reporting	No private bath or dilap.	No running water or dilap.	Total	Persons per room		Number reporting	Average monthly rent (dollars)	Number reporting	Average value (dollars)	
											Number reporting	1.51 or more					Occupied by non-white
14	676	26	24	1	1	26			25	25		1		24	6,458		
	677	3	3			3			3	3				3	16,666		
	678	11	6	4	1	11			10	10	1	5	53.80	4	7,750		
	679	12	6	4	2	12	4		10	10	2	6	33.33	5	6,800		
	680	30	26	4		30			29	29	2	3	56.66	26	6,900		
	681	8	6	2		8	1	1	8	8		1		6	7,833		
	682	25	22	3		25			25	25		3	31.66	21	6,876		
	683	19	7	10	1	19	6	1	17	17	2	10	32.10	7	6,242		
	684	16	8	3	4	16	1		11	11	1	3	27.66	12	6,458		
	686	6	2	4		6			6	6		4	56.25	2			
	687	10	7	3		10	2	2	10	10	2	3	37.33	7	4,571		
	688	11	7	4		9	3	3	11	10	1	4	32.50	5	4,500		
	689	5	4		1	5			4	4				5	5,000		
	690	1															
	691	18	13	4	1	18	9	3	17	17	2	4	30.75	12	3,891		
	692	8	6			7	4	3	6	6	2	6		6	2,316		
	693	8	6			8	7	5	8	8	2	2		6	1,816		
	694	14	9	2	5	14	8	6	14	14	2	14	23.20	8	1,350		
	695	25	12	13		23	14	2	25	25	4	25	18.00	11	3,409		
	696	1															
	697	29	10	19		28	26	4	29	28	3	29	13.88	7	3,000		
	698	2															
	713	13	1	12		12	12		13	13	2	13	18.16	1			
	714	30	8	22		29	24	2	30	30	5	30	17.00	6	3,416		
	715	23	8	15		22	18	1	23	23	2	23	13.85	7	3,071		
	716	27	14	13		25	14	4	27	27	7	26	18.10	10	3,700		
	717	6	6			6	4		6	6	2	6	17.83				
	718	9	2	7		9	5	3	9	9	1	2	19.71				
	719	13	9	4		13	5		13	13	1	9	18.50	9	3,922		
	720	11	7	4		11	4	3	11	11	1	11	20.75	7	3,285		
	721	23	10	11		23	17	13	21	21	3	21	15.54	10	2,330		
	722	3	2	1		3	3		3	3		1		1			
	723	20	15	4	1	20	8	2	19	19		4	37.50	12	4,358		
	724	17	8	7	1	17	9	1	15	15	2	7	33.14	7	5,071		
	725	26	14	10	2	25	9		24	23		11	33.18	11	5,081		
	726	22	5	17		22	19	7	22	22	1	17	32.88	2			
	727	23	8	15		23	11	8	23	23	1	15	33.53	6	3,333		
	728	10	7	2		10	5	5	9	9		9	19.33	6	1,933		
	729	26	8	15	2	26	19	13	23	23	10	23	10.60	8	2,100		
	730	20	8	8		19	11	7	16	16	2	15	15.87	8	2,637		
	731	8	4	4		8	7	6	8	8		5	27.50	3	2,833		
	732	11		11		11	5	3	11	11	1	8	21.36	11			
	733	13	8	4		13	7	6	12	12	3	12	22.00	7	2,057		
	734	19	11	8		18	6	2	19	19		7	34.57	8	5,187		
735	11	2	9		11	8	1	11	11	2	7	27.42	1				
736	59	28	28		55	27	7	56	54	9	25	33.20	15	6,193			
737	13	9	4		13	5		13	13	1	4	32.50	8	6,062			
738	15	4	11		15	8		15	15	2	9	40.66	3	6,666			
739	8	6	2		8	8		8	8		2	7.500	6	7,500			
740	24	22	2		24			24	24		2		20	7,115			
741	28	22	3		26			25	23		2		20	7,440			
743	25	17	8		25			25	24		8	51.25	14	7,914			
744	39	21	8	3	38	4	1	29	29	1	9	32.33	19	7,347			
14	PART IN BLOCK AREA D																
	1	3	1	2		3	1	1	3	3	1	2					
	2	8	4	3		7	2	2	7	7		2		4	5,500		
	3	17	1	16		15	11	4	17	17		14	27.14				
	4	15	3	11	1	12	8	4	14	14		12	31.00	1			
	5	10	4	6		8	4	4	10	10		6	30.33	2			
	10	11	1	10		11	2		11	11	1	7	14.55				
	11	20	4	16		19	1		20	19		14	35.21	3	3,833		
	12	3	2	1		3	2	1	3	3		1		1			
	13	1															
	14	9	6	2		9	1	1	8	7		2		6	5,166		
	15	12	8	4		12	2		12	12		3	50.00	7	5,214		
	16	8	8			8			8	7	1			8	4,550		
	17	25	19	5		25	1	1	24	24		5	32.80	19	5,563		
	18	14	9	4		12	6	5	13	12	1	3	31.66	8	2,500		
	19	17	6	11		16	4		17	16		10	31.30	4	4,375		
	20	31	11	18		31	15	6	29	29	3	1	30.25	8	4,687		
	21	17	12	5		17	1		17	17		4	41.00	6	5,500		
	22	16	9	7		14	1		16	12		6	41.66	6	4,150		
	23	4	2	2		4	1	1	4	4		2		2			
	24	25	10	10	4	23	5	2	20	18		12	32.16	8	5,000		
	25	13	10	3		13	1		13	13		2		9	4,988		
	26	16	10	6		14			16	16	1	5	43.00	10	5,750		
	27	15	6	9		15			15	15		9	44.32	6	4,900		
	28	17	11	6		17			17	17	1	6	37.33	11	4,736		
	30	16	11	5		15			16	16	1	4	37.25	9	4,688		
	31	6	4	2		6	2		6	6		1		3	6,000		
	32	11	10	1		11			11	10		1		8	4,100		
	33	16	13	3		16	3		16	16		3	28.33	12	5,250		
	34	21	11	9		20	3	1	20	19		7	35.85	10	5,900		
	35	18	13	5		17	3		18	17	2	5	30.80	11	5,490		
	36	16	13	3		16			16	16		3	28.33	13	6,092		

<sup>1</sup>For renter - occupied dwelling units and vacant nonseasonal not dilapidated units, for rent.  
<sup>2</sup>For owner - occupied dwelling units and vacant nonseasonal not dilapidated units, for sale only.

HOUSING—BLOCK STATISTICS

Table 3.—CHARACTERISTICS OF HOUSING FOR WARDS, BY BLOCKS: 1950—Con.

Ward	Block	All dwelling units by occupancy and tenure					All dwelling units by condition and plumbing facilities			Occupied dwelling units			Contract monthly rent <sup>1</sup>		Value <sup>2</sup> of one-dwelling-unit structures			
		Total	Owner occupied	Renter occupied	Vacant non-seasonal not dilap., for rent or sale	Other vacant and non-resident	Number reporting	No private bath or dilap.	No running water or dilap.	Total	Persons per room		Occupied by non-white	Number reporting	Average monthly rent (dollars)	Number reporting	Average value (dollars)	
											Number reporting	1.51 or more						
14	37	10	9	1		10			10	10			1		9	4,977		
	38	16	13	3		16	11	10	16	16	2	18	3	283.33	13	3,984		
	39	23	22	1		23	19	19	23	23	3		21	196.1	22			
	40	17	16	1		17	1	1	17	17			1		16	4,743		
	41	32	25	6		30	1	1	31	29	1		5	292.0	20	5,315		
	42	28	17	11		28	5	4	28	28			11	266.33	15	4,666		
	43	25	16	9		25	3	3	25	25	2		9	326.66	15	5,833		
	44	22	13	7		19	3	3	22	22			7	248.5	15	5,200		
	45	8	5	3		7			8	8			3		8	5,875		
	46	13	10	2	1	12	1	1	12	11			3	253.3	6	6,687		
	47	16	10	6		11	2	1	16	16	1		6	433.3	7	7,214		
	48	23	11	12	2	17	3	1	21	21			12	369.0	7	5,500		
	49	12	10	2		12			12	10			2		9	6,333		
	50	9	9			8			9	9					9	6,222		
	51	14	11	3		14	3	1	14	13			3	273.3	11	5,545		
	52	22	17	5		21	2		22	20			5	350.0	14	5,964		
	53	6	5	1		6			6	6	1		1		5	5,000		
	54	1	4	7		11			11	11	2		7	260.0	3	3,166		
	55	3	3			3			3	3					3			
	56	14	10	4		14			14	14			4	460.0	10	5,350		
	57	16	9	6		15		1	15	15	1		6	466.6	9	5,144		
	58	5	5		1	5			5	5	1		2		5	3,940		
	59	6	4	2		6			6	4			2		4	3,625		
	60	10	4	6		10			10	10			6	466.6	4	5,750		
	61	14	12	2		13			14	14			2		12	5,625		
	62	9	9			9			9	9					9	4,888		
	63	16	14	2		15		1	16	14			2		13	5,888		
	64	4	3	1		4			4	3					3	7,750		
	65	4	3	1		4			4	3					3	6,000		
	66	16	13	3		16	1	1	16	16			3	416.6	13	6,807		
	67	21	13	8		18	3	2	21	20			8	346.2	9	5,500		
	68	17	8	9		13	1		17	13			7	311.4	9	5,800		
	69	6	3	3		6			6	6	1		2		3	7,333		
	70	3	2	1		3			3	3					3			
	71	7	2	5		7			7	6			5	420.0	2			
	72	14	6	8		13			14	13	1		6	368.3	6	5,500		
	73	28	14	14		28	7		28	28			14	252.8	11	5,227		
	74	10	5	5		10			10	9	1		4	267.5	8	6,400		
	75	24	15	9		23	3	1	23	22	1		8	358.7	12	4,933		
	77	7	3	4		7			7	6			3	233.3	2			
	82	7	2	3	1	1	6	1	1	5	5		4	475.0	1			
	PART IN BLOCK AREA B																	
	14	18	2															
		131	4	3		1	4	4	4	3	3		3	6	343.3	13	5,461	
		175	21	14	6	1	20	4	4	20	20	2	1	4	387.5	5	5,900	
		176	9	4	4	1	9	1	1	8	8			2		1		
		177	4	2	2		4	3		4	4			2		2		
		179	13	9	4		12	6	4	13	13		13	4	330.0	9	4,055	
		180	12	9	3		12	2	2	12	12			3	333.3	8	4,812	
		181	13	4	8	1	13	6	2	12	12			9	362.2	2		
		217	11	6	5	4	11			7	7					10	6,240	
		218	17	13	4		16	4	4	17	17	2		3	323.3	10	6,350	
		219	55	40	14		55	15	14	54	53	2	8	13	383.0	39	5,438	
		220	14	6	8		14	6	5	14	14			8	361.2	6	5,083	
		221	23	13	10		23	6	2	23	23			9	330.0	10	7,500	
		222	16	13	3		15	6	4	16	16	1		3	423.3	11	4,418	
		223	34	14	20		31	11	6	34	34	2		18	318.8	11	6,090	
		224	19	11	8		18	7	2	19	19	3		8	278.7	9	5,077	
		225	2															
		226	17	8	9		16	10	10	17	17			9	294.4	8	4,600	
		227	6	4	2		5	1	1	6	6			2		4	6,250	
		276	1															
	15	225	19	8	11		18			19	18			10	431.0	3	11,666	
		226	45	13	30		41			43	38			26	509.2	9	10,277	
		227	9	7	2		9			8	8			1		6	8,883	
		233	18	11	7		18	1	1	18	17			6	498.3	10	8,850	
		234	20	10	10		20	1	1	20	20			10	637.0	8	9,750	
		235	29	13	15	1	29			28	27			14	499.2	7	9,357	
		236	2															
		258	13	7	6		13			13	13			6	331.6	7	7,757	
		259	26	17	9	1	26			25	25			8	543.7	16	8,100	
		260	54	36	18		54			54	52			17	615.2	32	11,515	
		267	1															
		268	5	4	1		5			5	5			1		4	7,500	
		269	22	18	4		22			22	22			4	625.0	18	8,194	
		270	19	10	9		17			17	17			7	510.0	8	7,437	
		271	18	16	2		18			18	18			2		16	8,312	
		272	12	11	1		12			12	12			1		10	7,910	
		300	17	11	6		16			17	16			6	486.6	10	14,900	
		301	11	17	4		21			21	21			1		19	11,989	
	303	25	20	5		24			24	24			4	475.0	20	8,495		
	304	40	22	18	1	39			40	39			18	614.4	17	10,205		
305	33	20	13		32	1	1	33	32			12	550.0	19	10,421			

<sup>1</sup>For renter - occupied dwelling units and vacant nonseasonal not dilapidated units, for rent.  
<sup>2</sup>For owner - occupied dwelling units and vacant nonseasonal not dilapidated units, for sale only.



Table 3.—CHARACTERISTICS OF HOUSING FOR WARDS, BY BLOCKS: 1950—Con.

Ward	Block	All dwelling units by occupancy and tenure					All dwelling units by condition and plumbing facilities			Occupied dwelling units			Contract monthly rent <sup>1</sup>		Value <sup>2</sup> of one-dwelling-unit structures		
		Total	Owner occupied	Renter occupied	Vacant non-seasonal not dilap., for rent or sale	Other vacant and non-resident	Number reporting	No private bath or dilap.	No running water or dilap.	Total	Persons per room		Occupied by non-white	Number reporting	Average monthly rent (dollars)	Number reporting	Average value (dollars)
											Number reporting	1.51 or more					
15	309	31	17	14					31	30			14	59.28	13	10,961	
	310	46	22	22	2				44	42			22	57.36	18	11,722	
	311	28	7	19		2			26	26			19	62.00	7	13,000	
	312	11	6	5					11	11	1		5	50.40	6	9,583	
	313	8	4	4					8	8			4	63.25	4	9,625	
	314	34	27	7					34	33			7	60.42	26	9,903	
	316	11	9	2					11	11			2		8	9,375	
	317	12	10	2					12	12			2		10	9,600	
	335	7	7						7	7					6	9,666	
	336	27	24	3					27	27			3	60.00	21	11,900	
	337	14	9	4	1				14	13			3	80.00	10	17,200	
	338	36	17	19				1	34	32			18	49.77	12	9,633	
	339	1															
	344	25	10	14		1			25	24			13	67.23	5	16,400	
	345	27	3	24					27	26	1		24	46.08	3	14,500	
	346	22	20	2					22	21			2		18	12,444	
	347	18	17	1					18	18			1		16	13,937	
	348	3	3						3	3					3	14,666	
	349	26	24	1	1				24	23			1		22	13,204	
	350	12	11	1					12	11			1		10	14,200	
	351	14	11	3					14	14			3	76.66	10	7,450	
	352	14	4	10					14	14			9	61.44	4	8,500	
	353	192	11	181	3	1		2	189	185		174	39.68	8	8,000		
	354	20	17	3					20	20			3	71.66	15	8,406	
	355	20	11	7		2			18	17			7	57.57	8	7,912	
	356	9	9						9	9					9	10,333	
	357	29	22	6	1			2	29	28			4	66.25	20	12,350	
	360	29	25	4				2	28	28			4	81.00	23	14,847	
	361	29	24	4	1			2	29	28			4	66.25	22	15,159	
	362	49	44	3	2			2	49	46	1		4	65.75	43	14,472	
	363	24	13	11					24	24			9	56.44	13	15,423	
	364	24	8	13	3			1	24	21			13	60.61	4	11,625	
	365	12	5	7					12	12			7	56.57	4	35,000	
	366	27	15	10	2				27	25			10	74.30	7	13,000	
	372	8	3	5					8	8			4	75.00	2		
	374	36	9	24	3				33	32			25	61.68	6	14,166	
	375	9	5	2	2				9	7			2		4	11,500	
	376	33	8	22	2	1			30	30			20	45.20	3	12,666	
	377	17	4	10	3				16	14			13	57.76	3	13,000	
	378	1															
	379	10	9	1					10	10			1		9	15,555	
	380	22	11	11					22	20			7		10	16,650	
	381	27	16	11					27	27			11	59.81	15	10,433	
	382	25	21	3	1				25	24			2	52.50	21	12,857	
	383	9	7	2					9	9			4		7	15,514	
	385	10	9	1					10	10			1		9	21,666	
	386	16	15	1					16	16	1		1		15	17,200	
	388	29	21	8					29	29			8	57.25	19	9,981	
	389	20	11	9				1	20	17			8	68.75	9	8,522	
	390	21	14	7					20	20			6	54.66	14	7,600	
	391	12	11	1					12	12			1		8	6,525	
	392	214	49	162	3			1	205	211	1	157	42.21	44	8,856		
	393	21	21						21	21					21	8,061	
	394	13	12		1				13	12			1		12	7,800	
	395	9	8	1					9	8			1		8	8,050	
	396	14	8	6					14	14			5	56.20	7	8,871	
	397	19	16	3					17	16		1	1		15	9,206	
	398	52	38	14				1	49	52			12	56.50	29	10,155	
	399	24	22	2					24	24			1		21	14,023	
	400	40	31	8	1				40	39			7	64.00	29	14,534	
	402	1															
	403	13	10	3					13	13			3		9	15,944	
	404	7	6	1					7	7			1		5	16,200	
	405	12	11	1					12	12			1		11	16,363	
	406	1															
	407	8	1	7					8	8			7	46.14	1		
	408	48	15	31	1	1			48	45			29	51.72	10	9,300	
	409	15	9	6				1	13	14			5	53.00	5	19,000	
	410	11	12	4	1	1			18	15			5	54.80	7	12,142	
	411	8	5	3					8	8			3	74.00	2		
	412	33	7	22	4			5	30	29		2	25	60.76	1		
	414	32	13	17	1	1			30	30			18	59.44	7	20,428	
	415	59	9	47	3				55	54		1	48	65.37	4	30,000	
	416	10	1	9					10	10			9	93.88			
	417	13	10	3					12	12			3		7	28,571	
	418	17	9	7	1				15	15			7	67.85	5	15,600	
	419	19	5	14					16	16			10	64.00	1		
	420	14	9	5					14	14			5	63.80	4	17,875	
	421	8	6	2					8	8			2		5	21,600	
	422	12	11	1					12	12			1		7	21,857	
	423	2															
	424	22	19	3					22	22			3	66.00	18	12,638	
	425	11	11						11	11					11	14,181	
	426	27	17	9	1			1	26	26			10	67.30	14	10,071	
	427	47	29	17		1			46	44			15	54.06	21	8,585	
	428	32	23	8		1		2	32	29			6	62.50	21	7,928	
	429	21	16	5				2	20	20			3	43.00	12	9,350	

<sup>1</sup>For renter - occupied dwelling units and vacant nonseasonal not dilapidated units, for rent.  
<sup>2</sup>For owner - occupied dwelling units and vacant nonseasonal not dilapidated units, for sale only.

HOUSING—BLOCK STATISTICS

Table 3.—CHARACTERISTICS OF HOUSING FOR WARDS, BY BLOCKS: 1950—Con.

Ward	Block	All dwelling units by occupancy and tenure					All dwelling units by condition and plumbing facilities			Occupied dwelling units			Contract monthly rent <sup>1</sup>		Value <sup>2</sup> of one-dwelling-unit structures		
		Total	Owner occupied	Renter occupied	Vacant non-seasonal not dilap., for rent or sale	Other vacant and non-resident	Number reporting	No private bath or dilap.	No running water or dilap.	Total	Persons per room		Occupied by non-white	Number reporting	Average monthly rent (dollars)	Number reporting	Average value (dollars)
											Number reporting	1.51 or more					
15	430	16	13	3					16	14						12	8158
	431	22	21	1				1	22	22			1		21	7433	
	432	26	25	1					26	26			1		25	9244	
	433	12	11	1	1				11	11					12	8408	
	434	12	10	1		1			11	10			1		9	10311	
	435	16	13	2	1				15	15	1		3	58.33	12	11,025	
	436	33	31	2					32	33			1		28	9,860	
	437	28	17	10	1				27	26			9	58.88	17	9,447	
	438	36	23	10	3				36	33	1		13	53.84	21	8,471	
	440	10	6	4					10	10			4	72.50	6	9,416	
	441	21	14	7					21	21			7	56.42	11	8,454	
	442	19	12	6					19	18			4	63.25	11	9,954	
	443	19	18	1		1			19	16					15	15,600	
	444	16	13	3					16	15			3	50.00	10	21,700	
	445	3	2	1					3	3			1		2		
	446	16	5	11					16	16			10	94.50	5	21,200	
	447	14	4	6		3			10	10			8	80.62	3	15,000	
	448	10	9			1			9	9					9	19,777	
	449	16	7	7		2			13	13			8	79.75	6	21,166	
	450	16	10	6					16	16	1		2		5	26,800	
	451	21	17	4					21	21			1		13	40,384	
	452	16	15	1					16	16			1		13	34,000	
	454	32	25	7					32	32			7	71.42	22	19,840	
	455	10	10						10	10					10	20,300	
	456	16	6	9		1			14	15			9	60.00	4	9,200	
	457	19	8	10		1			19	18			11	44.63	6	10,000	
	458	14	12	2					14	14			2		11	9,363	
	462	10	10						10	10					9	11,422	
	464	22	19	3					22	22			3	46.66	19	10,421	
	469	19	7	12					19	19	1		12	55.16	2		
	470	24	10	14					23	24			14	58.71	5	10,200	
	471	14	8	6					14	14			6	53.00	5	17,200	
	472	7	5	2					7	7			1		5	37,600	
	473	22	12	10					21	22			10	100.00	11	25,681	
	474	6	6						6	6					6	36,666	
	475	10	9	1					10	10			1		7	27,500	
	476	11	4	7					10	11		1	7	51.85	1		
	477	32	13	19					31	32			17	55.29	12	11,016	
	494	22	11	9		2			20	22		1	9	52.88	11	9,000	
	495	20	5	14		1			20	18			15	66.33	4	8,250	
	496	14	10	1		2			14	11			2		6	14,750	
	497	12	10	2					12	12			2		8	22,500	
	498	6	5	1					6	6			1		4	24,000	
	499	3	3						3	3					3	17,833	
	5000	22	16	5					22	20			4	63.75	15	16,200	
	501	3	3			1			3	3					3	13,500	
	515	18	9	9					18	18			9	63.88	6	14,666	
	516	18	9	9		1			18	17			10	63.00	5	17,500	
	517	14	13	1					14	14			1		11	37,136	
	518	34	22	11		1			33	32			10	77.00	18	17,333	
	519	32	19	10		3			32	29		1	12	70.00	13	11,615	
	520	20	14	5					20	19			5	71.60	12	9,208	
	529	9	7	2		1			9	9			2		7	10,142	
	530	11	8	2		1			11	10			2		8	15,375	
	531	10	9	1					10	10			1		8	21,250	
532	2																
16	439	6	5	1				6	6			1		5	9,400		
	459	18	10	8				18	18			7	63.57	7	7,957		
	460	16	10	6				16	16			6	43.83	8	10,125		
	463	8	3	5				8	8		1	4	51.25	2			
	465	17	14	3				17	17			3	44.66	11	81,455		
	466	22	18	3		1		22	21			1		16	7,462		
	467	8	7	1				8	8		3	1		5	5,240		
	468	22	6	15		1		22	21			13	43.15	4	10,000		
	478	22	9	12		1		21	21			12	66.00	6	9,033		
	479	7	4	3				7	7			3	75.00	3	5,933		
	480	28	25	3				28	28			2		23	7,682		
	481	19	15	4				19	19		2	4	52.00	13	10,400		
	482	28	27	1				28	28					26	10,011		
	483	21	19	2				21	21			2		19	9,757		
	484	16	13	3				16	16			2	74.33	13	10,523		
	485	30	28	2				30	29			2		27	12,511		
	486	3	3					3	3					3	3,833		
	487	38	37	1				37	38			1		36	12,652		
	488	22	22					22	22					21	13,557		
	489	30	28	2				30	30					28	11,285		
	490	16	15	1				16	16				1		15	7,286	
	491	31	22	7		2		31	29			2	6	48.83	16	7,275	
492	4	4					4	4						4	9,250		
498	24	13	9		2		23	21			10	6	67.60	11	9,500		
5023	20	14	6				20	20			6		66.83	13	8,800		
504	9	2	3		2		9	7						2	6,400		
505	20	14	5		1		20	19				5	59.00	12	7,666		
506	14	9	5				14	14				5	41.20	7	10,214		

<sup>1</sup>For renter - occupied dwelling units and vacant nonseasonal not dilapidated units, for rent.  
<sup>2</sup>For owner - occupied dwelling units and vacant nonseasonal not dilapidated units, for sale only.

Table 3.—CHARACTERISTICS OF HOUSING FOR WARDS, BY BLOCKS: 1950—Con.

Ward	Block	All dwelling units by occupancy and tenure					All dwelling units by condition and plumbing facilities			Occupied dwelling units			Contract monthly rent <sup>1</sup>		Value <sup>2</sup> of one-dwelling-unit structures		
		Total	Owner occupied	Renter occupied	Vacant non-seasonal not dilap. for rent or sale	Other vacant and non-resident	Number reporting	No private bath or dilap.	No running water or dilap.	Total	Persons per room		Number reporting	Average monthly rent (dollars)	Number reporting	Average value (dollars)	
											Number reporting	1.61 or more					Occupied by non-white
16	507	8	6	1	1	8			7	7					6	6,916	
	508	6	5	1		6			6	6					5	7,700	
	509	13	11	2		13			13	12			1	2	11	9,136	
	510	13	5	8		13			13	13					4	9,575	
	511	10	7	3		10			10	10					7	9,142	
	512	28	23	4		27			27	27	1				3	7,190	
	513	3	3			3	1		3	3					2	8,666	
	514	27	12	12	3	25			24	22			14	9	3	8,666	
	521	13	4	9		13			13	13			14	9	2	11,400	
	522	37	18	17	2	37	1	1	35	35			18	18	18	9,188	
	523	10	5	4	1	9			9	8			3	3	6	8,600	
	524	9	5	3	1	8			8	7			3	3	5	7,800	
	525	12	10	1	1	12			11	11			1	1	9	11,400	
	526	13	9	2	2	12	1	1	11	11			1	1	6	13,500	
	527	15	11	4		15			15	15	1		1	1	10	8,600	
	528	5	1	3	1	5			4	4			1	1	3	10,000	
	533	16	15	1		15			16	15			1	1	14	24,857	
	534	23	18	3	2	21			21	19			1	1	18	25,916	
	535	4	4			4			4	4			1	1	3	25,916	
	536	3	2	1		3			3	3			1	1	2	18,333	
	537	1				1			1	1							
	538	7	4	3	1	6			7	6			2	2	4	7,625	
	539	4	2	1	1	4			3	3			2	2	2	6,285	
	540	18	7	8	1	18	3	1	15	15			2	2	7	6,285	
	541	21	15	4		21			19	19			3	3	14	7,842	
	542	10	8	2	2	10	5	5	10	10			2	2	8	6,712	
	543	18	6	4		14			14	11			7	7	4	9,375	
	544	46	28	21		46		1	43	41			20	7	18	6,461	
	545	10	2	2		10			10	7			2	2	5	8,300	
	546	23	14	7		23			21	21			6	6	14	6,550	
	547	13	8	4		12			12	12			4	4	8	5,037	
	548	16	10	3		16			13	13			3	3	9	6,233	
	549	18	9			17			17	17					7	1,978	
	550	18	17		1	18			17	17			1	1	17	1,682	
	551	18	17	1		18			17	17			1	1	17	1,634	
	552	34	27	5	1	34	1		33	33			5	5	23	24,847	
	553	8	8			8			8	8			1	1	7	21,571	
	554	3	3			3			3	3					3	19,333	
	555	11	10	1		11			11	11			1	1	10	22,000	
	556	10	10			10			10	10					10	20,250	
	557	19	14	4	1	19			18	18			4	4	13	7,961	
	558	17	12	4	1	17			16	16	1		4	4	11	6,136	
	559	24	15	6		23		2	20	20			5	5	13	6,500	
	560	20	13	6	4	20		2	19	19			6	6	11	8,590	
	561	24	14	9		24			23	23			9	9	13	6,876	
	562	10	7	2		10			9	9			2	2	7	9,928	
	563	16	16			16			16	16			1	1	16	22,062	
	564	7	4	1	1	7	1		5	5			1	1	5	21,600	
	565	9	8	1		9			9	9			1	1	5	6,100	
	566	12	8	4		11			11	7					7	7,428	
	567	12	6	5	1	12			11	11			5	5	6	7,300	
	568	10	8	2		10		2	10	10		1	2	2	8	7,562	
	569	13	11	1	1	13			12	12					10	8,560	
	570	19	9			19			19	19					9	9,311	
	571	27	27			27			27	27					27	13,407	
	572	12	10	1	1	12			11	11			1	1	8	8,812	
	573	13	13	5		13			13	13			3	3	7	7,500	
	574	13	13			13			13	13					13	9,569	
	575	15	13	3		15			15	15			2	2	11	8,618	
	576	14	11	2	1	11			13	10			1	1	9	8,777	
	577	25	17	8		23			25	25			7	7	12	7,954	
	578	22	15	7		22		1	22	22	1		7	7	12	7,375	
	579	9	7	1	1	8			8	8			1	1	5	9,300	
	580	19	7	11		18			19	19			1	1	8	8,062	
	581	7	7			7			7	7					7	11,928	
	582	34	25	9		34	8		34	33	3		5	5	10	16,440	
	583	13	8	5		13			13	13			5	5	7	13,285	
	584	10	4	4	2	10			8	8			4	4	4	9,550	
	585	19	14	5		19			19	19			5	5	12	8,791	
	586	14	12	2		14		1	14	14			1	1	12	6,408	
	587	24	17	6	1	22		2	23	22			5	5	14	11,892	
	588	20	7	2	2	17			16	16			8	8	6	10,083	
	589	15	11	4		15		1	15	15			4	4	11	10,854	
	590	15	13	2		15		3	15	15			1	1	12	9,441	
	591	22	13	1	1	21	1	1	21	21	3	1	1	1	9	7,988	
	592	6	3	3		6			6	6			3	3	2	4	38,750
	593	12	8	2	1	12		1	10	10			2	2	4	38,750	
	594	2	6	2		2			6	6			1	1	4	29,500	
	595	2				2			2	2							
	596	11	7	3	1	11			10	10			2	2	5	31,400	
	597	4	4			4			4	4					4	25,500	
	598	6	5	1	1	6			6	6			1	1	5	27,200	
	599	6	3	2	1	6			5	5			1	1	2	2	2
	600	9	6	3		8		4	9	8			1	1	4	13,000	
	601	9	9			9			9	9					4	13,777	
	602	9	9			9			9	9					4	13,777	
	603	9	9			9			9	9					4	13,777	
	604	9	9			9			9	9					4	13,777	
	605	11	10		1	11			10	10			1	1	9	11,388	

<sup>1</sup>For renter-occupied dwelling units and vacant nonsensational not dilapidated units, for rent.  
<sup>2</sup>For owner-occupied dwelling units and vacant nonsensational not dilapidated units, for sale only.

HOUSING—BLOCK STATISTICS

Table 3.—CHARACTERISTICS OF HOUSING FOR WARDS, BY BLOCKS: 1950—Con.

Ward	Block	All dwelling units by occupancy and tenure					All dwelling units by condition and plumbing facilities			Occupied dwelling units			Contract monthly rent <sup>1</sup>		Value <sup>2</sup> of one-dwelling-unit structures		
		Total	Owner occupied	Renter occupied	Vacant non-seasonal not dilap., for rent or sale	Other vacant and non-resident	Number reporting	No private bath or dilap.	No running water or dilap.	Total	Persons per room		Number reporting	Average monthly rent (dollars)	Number reporting	Average value (dollars)	
											Number reporting	1.51 or more					Occupied by non-white
16	606	19	16	2	1				18	18							
	607	14	12	2		19			14	14				2	12	39.166	
	608	7	3	3		14			6	6				10	10.820		
	609	7	7			7	1		7	7			3	73.33	2	8.500	
	610	5	5			4			5	4					4	5.500	
	611	10	8	2		10			10	10			2		6	11.333	
	612	14	7	7		14			14	14			6	50.83	5	22.660	
	613	14	10	4		14			14	14			4	38.25	5	7.900	
	614	39	29	9		35	1		38	33			4	66.25	19	16.078	
	615	13	9	4		10			13	10			2		8	11.137	
	616	5	2	3					5								
	617	7	5	2					7	6			2		3	13.000	
	618	8	8						8	8					8	7.350	
	619	16	12	4		16			16	16			4	7.50	10	5.200	
	620	4	2	2		4			4	4			2		2	9.500	
	621	7	7			7			7	7					7	8.016	
	622	7	7			6			7	6					6	7.200	
	623	15	8	7		14			15	14	2		6	69.16	7	7.200	
	624	4	4			4			4	4					4	11.500	
	625	1															
	626	5	4	1		5			5	5					4	7.625	
	627	4	4			4			4	4					4	7.500	
	628	7	4	3		5			7	5			1		4	10.500	
	629	10	7	2	1	10			9	9			2		6	7.433	
	630	11	9	2		11			11	11			2		9	7.400	
	631	10	9	1		8			10	8					6	7.216	
	632	4	4			4			4	3					3	9.666	
	633	6	6			6			6	6					6	6.783	
	634	9	9			9			9	9					8	7.675	
	635	2				2											
	636	18	16	2		18			18	18			2		14	11.878	
	637	21	18	3		21	1		20	20			2		17	7.500	
	638	11	7	4		11			11	11			3	76.00	5	10.300	
	640	6	3	3		6			6	6			3	40.00	2	5.000	
	641	4	4			4			4	3					3	8.825	
	642	6	4	2		6			6	6			2		4	7.200	
	643	9	5	4		9			9	9			5	56.80	2	9.500	
	644	11	7	4		11	1		11	7			1	47.50	5	6.800	
	645	14	7	7		14			14	6	1		5	68.00	4	9.500	
	647	26	17	9		23			26	23			7	47.00	15	6.526	
	648	48	38	8		46	1	1	46	43			7	58.57	34	6.823	
	649	27	17	10		27			27	27	1		9	52.22	15	6.966	
	650	16	10	5		16	1		15	15			5	51.00	7	7.785	
	17	428	5	2	3		4			5	4			3	51.66		
		430	8				8			8	8	1		3	49.33	5	6.400
		432	1	5	3		8			7	7	1		4	23.00	1	
		433	8	3	4	3	1			17	14		3	9	35.22	4	6.250
		435	17	7	5	1				6	5	1		4	31.25		
		441	6	2	4		11			11	10	1		9	35.33	1	
		442	12	2	1	1				11	10			9			
		443	1				3			3	2			2			
		444	4	1	2		1			3	2						
		445	7	6	1		7			6	6			7	32.14		
		446	49	8	36	5				44	42	5		37	37.97		
		448	8	2	6		45	36		44	42			5	35.80	2	
449		10	4	6		10	2		10	10	1		6	45.33	2		
450		14	5	9		14			14	14			9	43.55	3	8.333	
451		3	2	1		3			3	3			1				
458		18	5	11		18	2	2	16	16			10	44.30	2		
459		54	17	32	4	1			49	49	1		36	41.47	10	10.650	
460		39	14	24		39	5	1	38	38	1		24	48.70	7	9.285	
461		48	10	33	5	1			43	39	2		36	42.02	2		
462		4				4			4	4							
463		26	5	18	3				23	23			19	38.84			
464		14	9	5	4				10	10			13	37.23			
465		54	47	6		53			53	52			6	59.33	45	12.028	
467		3	2	1		3			3	3			1		2		
468		23	4	15	4				19	18			18	37.83	4	8.750	
469		33	7	24	1	1			31	31	1		23	46.13	1		
477		10	6	4	1				10	10			4	34.00	5	6.700	
478		30	7	23		30			30	30	1		23	40.30	5	8.200	
479		16	3	12		16			15	15			12	42.75	3	7.833	
480		12	2	10		12			12	12	2		10	31.70			
481	4		4		4			4	4	2		3	7.33	8	13.700		
483	8	8			8			8	8					6	5.000		
484	8	6	2		8			8	8			1					
487	1																
488	5	2	3		5			5	5			3	28.33	2			
502	10		10		10			10	10			3	25.00				
503	7	2	5		7			7	7	1		5	28.00	1			
504	4	4			4			4	4					4	4.875		
506	9	7	2		9			9	9			1		7	5.857		
507	8	5	3		8			8	8	1		3	21.66	5	6.700		
508	7	7			7			7	7					7	5.114		

<sup>1</sup>For renter - occupied dwelling units and vacant nonseasonal not dilapidated units, for rent.  
<sup>2</sup>For owner - occupied dwelling units and vacant nonseasonal not dilapidated units, for sale only.

Table 3.—CHARACTERISTICS OF HOUSING FOR WARDS, BY BLOCKS: 1950—Con.

Ward	Block	All dwelling units by occupancy and tenure					All dwelling units by condition and plumbing facilities			Occupied dwelling units			Contract monthly rent <sup>1</sup>		Value <sup>2</sup> of one-dwelling-unit structures		
		Total	Owner occupied	Renter occupied	Vacant non-seasonal not dilap., for rent or sale	Other vacant and non-resident	Number reporting	No private bath or dilap.	No running water or dilap.	Total	Persons per room		Occupied by non-white	Number reporting	Average monthly rent (dollars)	Number reporting	Average value (dollars)
											Number reporting	1,51 or more					
17	509	37	36	1					37	37			1		35	12,028	
	510	15	15						15	15					24	17,833	
	511	25	25						25	24					14	14,357	
	512	16	16						16	15					14	12,281	
	513	17	17						17	17	1				16	9,911	
	514	20	19						20	20					17	5,928	
	515	9	7	1					9	8			2		5	6,880	
	516	10	4	4					10	8			5	47.00	7	6,875	
	517	11	1	1	2				11	10			1		8	7,200	
	519	10	9	1					10	10			1		9	6,071	
	520	11	7	4					11	11			4	45.75	7	6,071	
	521	4	2	2					4	4			1		2	8,062	
	522	7	1	6					7	7			6	13.16	1	8,062	
	523	2	2						2	2			4	46.25	8	8,062	
	524	14	9	5					14	14			4	30.21	1	6,542	
	525	14	9	5	1				14	15		4	7	14	2	7,200	
	526	14	9	5					14	15			5	47.00	7	10,071	
	527	7	7						7	7					7	13,562	
	528	7	8						7	8					8	7,300	
	529	7	8						7	8					8	6,425	
	530	11	7	4					11	11			4	53.75	6	6,425	
	531	17	12	5					17	17			5	55.00	8	6,846	
	532	26	17	9	1				26	23			8	53.12	13	6,846	
	533	19	13	6					19	19			6	48.33	11	6,227	
	534	45	28	17					44	44			15	43.40	25	4,968	
	535	11	10	1					11	11	2	1	1		8	4,787	
	536	12	6	6					12	12			6	51.16	4	6,450	
	537	20	9	11		1			19	17			11	38.81	5	8,400	
	538	15	9	6					15	14			5	63.00	9	7,111	
	539	11	8	3		1			11	10		1	2		8	6,987	
	540	10	6	4					10	6			7	14.83	3	11,000	
	541	6	1	5					6	6			1		5	7,100	
	542	10	10						10	11					13	6,953	
	543	20	14	7	4	5			16	11			9	67.79	90	6,511	
	544	9	7	2					9	8			6		6	7,583	
	545	17	15	2					17	17			2		13	7,961	
	546	1	1						1	3			2		1	14,000	
	547	5	3	2					5	5			18	96.27	32	12,562	
	548	25	19	6					25	25			8	89.50	16	12,562	
	549	20	20						20	19					17	12,470	
	550	2	2						2	2					13	17,830	
	551	18	16	1		1			17	16			1		48	16,000	
	552	63	49	13		1			61	62			12	95.83	48	16,000	
	553	3	3						3	3			1		2	6,650	
	554	15	12	3					15	14			3	71.00	10	5,406	
	555	27	19	7		1			25	23			6	28.83	15	3,800	
	556	28	9	19					28	27		2	20	14.83	7	9,000	
	557	4	3	1					4	4			3		3	14,500	
	558	4	1	3		1			3	3			1		2	12,083	
	559	15	13	2					14	14			1		3	16,000	
	560	3	3						3	3					6	13,500	
	561	7	5	2					7	6					23	15,173	
	562	27	24	3		1			26	26		1	2		7	9,571	
	563	8	8						8	6					23	13,304	
	564	28	27	1					28	26			1		5	8,600	
	565	5	5						5	5					5	8,600	
	566	10	7	3					10	10			3	38.33	6	11,333	
	567	4	4						4	4					4	14,500	
	568	1							1								
	569	11	7	4		1			11	9			2		7	6,057	
	570	6	3	3		1			6	5			2		2	8,500	
	571	7	4	3					7	6			3	44.33	2	9,388	
	572	6	6						6	6			1		5	11,970	
	573	10	10						10	10					9	11,890	
	574	19	19						19	17					32	8,875	
	575	37	36	1					37	35			1		4	7,642	
	576	6	6						6	6					4	11,333	
	577	49	36	13		1			49	48			10	46.10	35	14,500	
	578	2							2	2							
	579	3	1	2					3	3			2				
	580	1							1	2			62	70.00			
	581	23	1	22		61			22	1			22	70.00			
	582	12	9	3		21			11	11			2		10	6,840	
	583	24	21	3		1			23	23			1		22	9,072	
	584	23	22	1					23	23			1		20	6,820	
	585	40	32	8		1			39	36			4	44.00	28	10,485	
	586	40	32	8		1			40	39		2	4	15.15	6	3,716	
	587	8	5	3					8	7		11	3		2		
	588	5	4	1					5	5			1		4	7,875	
	589	42	33	9		1			41	41			9	47.11	33	9,275	
	590	15	14	1					15	15			1		14	6,257	
	591	18	16	2					18	18			1		16	5,793	
	592	47	44	3					47	47			2		41	8,146	
	593	2							2	2			1				
	594	33	27	6					32	32			6	50.83	24	7,341	

<sup>1</sup>For renter-occupied dwelling units and vacant nonseasonal not dilapidated units, for rent.  
<sup>2</sup>For owner-occupied dwelling units and vacant nonseasonal not dilapidated units, for sale only.

HOUSING—BLOCK STATISTICS

Table 3.—CHARACTERISTICS OF HOUSING FOR WARDS, BY BLOCKS: 1950—Con.

Ward	Block	All dwelling units by occupancy and tenure					All dwelling units by condition and plumbing facilities			Occupied dwelling units				Contract monthly rent <sup>1</sup>		Value <sup>2</sup> of one-dwelling-unit structures	
		Total	Owner occupied	Renter occupied	Vacant non-seasonal not dilap., for rent or sale	Other vacant and non-resident	Number reporting	No private bath or dilap.	No running water or dilap.	Total	Persons per room		Occupied by non-white	Number reporting	Average monthly rent (dollars)	Number reporting	Average value (dollars)
											Number reporting	1.51 or more					
17	683	16	14	2		16			16	16			2			14	8,614
	684	14	13		1	14			13	13			1			12	7,208
	685	7	6	1		7			7	7	1	1	1			5	6,700
	686	37	36	1		37			37	37			1			35	8,540
	687	17	16	1		17			17	17	1		1			16	8,250
	688	19	19			19			19	19						19	8,115
	689	71	65	5		70	1		70	70			5	67.00	61	8,104	
	720	2															
	726	180	110	18	50	2	174	12	8	128	128	2	57	16	441.2	146	7,815
	18	439	1														
453		11	5	6		11	11	10	11	11			6	11.50			
454		33	5	26	2	30			31	29	4		27	74.07	4	26,250	
470		6	3	3		5	2		6	5			2		2		
471		1															
472		25	13	10	2	22			23	19			10	53.00	12	10,125	
473		15	12	3		15			15	14			3	46.66	10	9,500	
474		16	7	9		16		1	16	16			9	43.33	4	6,625	
475		13	3	9		13		2	12	12			8	44.37	1		
488		21	11	10		19			21	19	1		10	54.30	5	7,800	
489		5	1	4		5		1	5	5			3	55.00			
490		9	5	3	1	8		1	8	8			3	58.33	4	7,750	
491		13	12		1	13			12	12			1		10	10,730	
492		13	12	1		13			13	13			1		12	12,954	
493		24	10	13	1	23			23	22			13	71.00	8	11,250	
494		28	9	18	1	27			27	26			15	52.20	3	9,333	
495		26	9	14	2	24		1	23	23			13	61.61	4	7,125	
496		22	5	17		22			22	22	1		16	49.93	1		
497		21	14	7		21			21	21			6	69.16	9	8,777	
498		15	13	2		15			15	15			2		13	8,576	
499		10	8	2		10		1	10	10			2		7	9,357	
501		30	13	16		30		1	29	29			16	48.50	9	7,677	
524		1															
525		20	6	11	2	20		1	17	17			13	59.61	4	8,875	
526		55	13	41	1	54			54	54			38	55.81	3	9,166	
527		31	12	18	1	31		1	30	30			19	58.21	12	8,000	
528		41	15	26		40			41	40	1		24	58.79	13	8,807	
529		21	8	13		20			21	20			13	58.07	4	7,625	
530		27	9	15		24		3	24	23	1		14	51.85	3	9,833	
531		21	10	9	2	20			19	19			10	55.90	8	10,250	
532		102	3	91	8	101		2	94	94	1		98	77.25			
533		38	6	32		37		2	38	37			30	66.56	2		
534		38	6	31	1	37		2	37	35			30	63.06	3	18,333	
535		1															
536		57	5	52		56			57	55			51	70.94	1		
537		23	6	16		23		1	22	22			16	71.25	1		
538		30	19	10	1	30			29	29			10	72.60	17	14,235	
539		21	9	12		21			21	21	1		12	64.58	7	14,142	
540		24	20	4		24			24	23			14	51.85	3	9,833	
541		20	4	16		20		2	20	19			16	79.18	1		
542		45	25	18		43		2	43	40			16	64.43	19	12,421	
543		45	13	30	1	45		1	43	43			30	66.66	10	14,350	
544		20	9	10	1	19			19	18	1		10	57.00	5	5,840	
545		11	7	4		11		2	11	11			4	40.25	6	9,333	
546		18	11	7		18			18	18			6	54.16	9	9,366	
547		7	4	3		7			7	7			3	58.33	4	7,125	
561		22	13	8	1	22		1	21	21	1		8	40.75	9	9,777	
562		24	17	4	3	24			21	21			5	44.20	16	9,156	
563		24	11	12	1	21		2	23	20			12	42.33	5	18,600	
564		29	21	7	1	28		1	28	27			8	43.37	15	9,133	
565		12	9	3		12			12	12			3	80.00	7	12,714	
566		27	18	7		27			27	27			8	54.00	16	14,250	
567		10	3	7		10			10	10			7	70.42	2		
568		46	3	36	2	45			44	44	1		35	69.20	3	22,666	
569		21	19	6	1	20		1	19	19			19	67.70	9	15,888	
571		20	18	2		20			20	20	1		2	34.00	18	34,000	
572		22	13	9		22			22	22			9	85.33	9	29,444	
573	26	9	16	1	26			25	24			15	72.66	3	15,833		
574	15	14	1		15			15	15			1		12	20,458		
575	7	6	1		7			7	7			1		6	14,833		
576	14	9	5		14			14	14	1		4	60.00	7	15,857		
578	4	2	2		4			4	4			1		2			
579	11	2	3		11			11	11			3	58.66	7	8,285		
580	15	13	2		15			15	14			2		13	11,769		
581	9	7	1	1	9			8	8			1		7	9,214		
582	5	5			5			5	5			5		5	9,400		
583	17	16	1		17			17	17			1		16	8,906		
590	12	12			12			12	12			11		11	8,136		
591	10	6	3	1	10			9	9			3	76.66	7	8,000		
592	12	8	4		12			12	12			3	55.00	8	8,625		
593	9	4	5		9			9	9			5	66.40	4	8,375		
594	5	2	3		5		1	4	4			2		1			
595	24	14	10		23			24	23			10	67.50	9	20,944		
596	23	21	1		23		1	22	22		2	10		18	25,333		
597	4	3	1		4			4	4			1		2			
598	8	5	2		8		1	7	7			1		3	20,666		

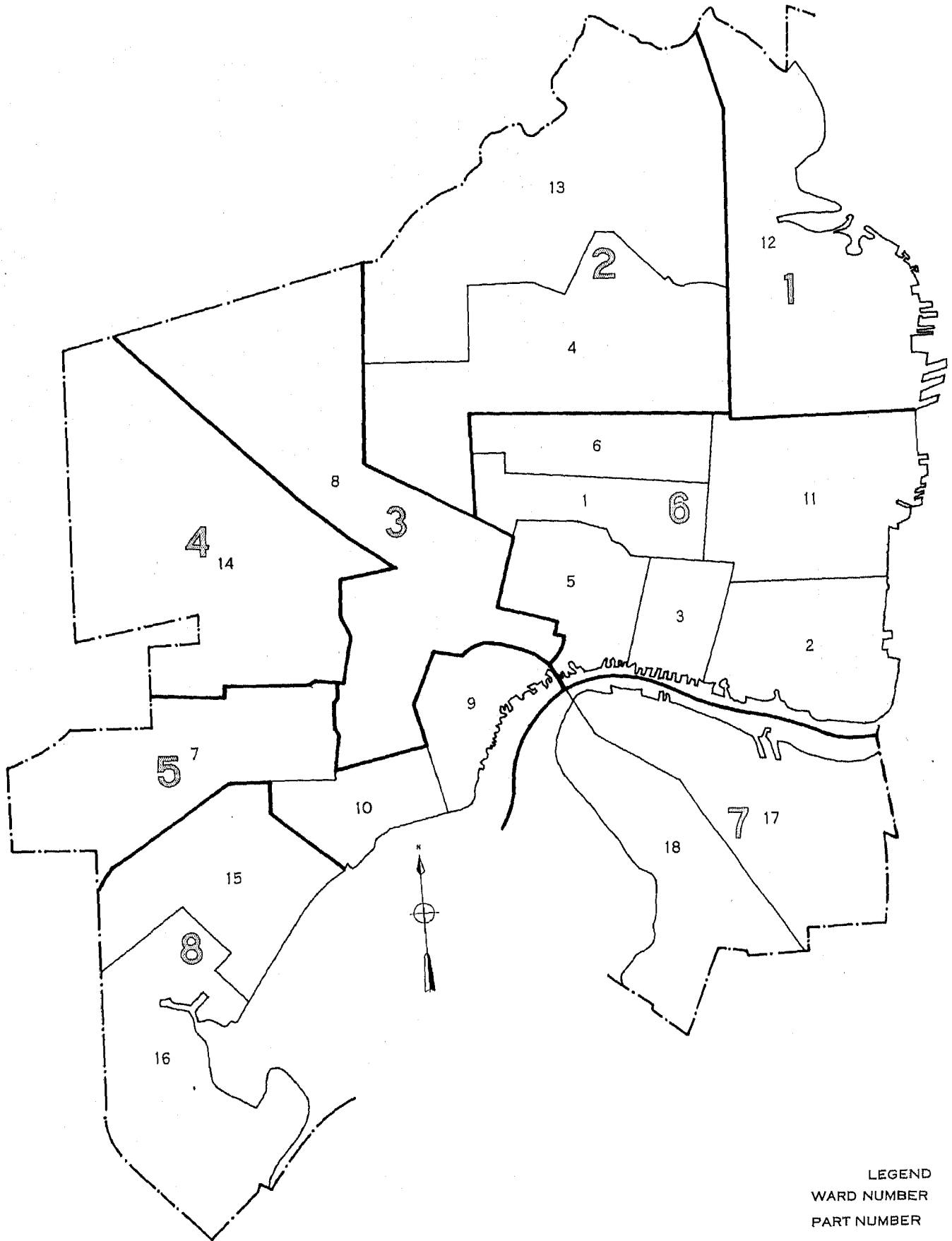
<sup>1</sup>For renter - occupied dwelling units and vacant nonseasonal not dilapidated units, for rent.  
<sup>2</sup>For owner - occupied dwelling units and vacant nonseasonal not dilapidated units, for sale only.

Table 3.—CHARACTERISTICS OF HOUSING FOR WARDS, BY BLOCKS: 1950—Con.

Ward	Block	All dwelling units by occupancy and tenure					All dwelling units by condition and plumbing facilities			Occupied dwelling units			Contract monthly rent <sup>1</sup>		Value <sup>2</sup> of one-dwelling-unit structures		
		Total	Owner occupied	Renter occupied	Vacant non-seasonal not dilap., for rent or sale	Other vacant and non-resident	Number reporting	No private bath or dilap.	No running water or dilap.	Total	Persons per room		Occupied by non-white	Number reporting	Average monthly rent (dollars)	Number reporting	Average value (dollars)
											Number reporting	1.51 or more					
18	599	73	71	2		73			73	73			2		68	23,354	
	600	9	9			9			9	9					9	31,444	
	601	8	7		1	8			7	7					8	34,375	
	602	17	16		1	17			16	16					15	20,133	
	604	14	14			14			14	13					13	19,692	
	605	16	15	1		16			16	16			1		15	15,133	
	606	53	53			53			53	52					52	14,259	
	624	20	18	2		20			20	20			1		18	17,000	
	625	8	7		1	8			7	7					8	28,875	
	626	15	14		1	15			14	13					15	37,866	
	627	13	13			13			13	13					13	34,769	
	628	34	34			34			34	34					32	24,375	
	667	76	75	1		76	1	1	76	76		1	1		71	13,049	
	669	1															
	671	67	62	5		65	1	1	67	65				4	57	19,912	
	672	24	21	3		24			24	24				1	21	15,261	
	673	34	34			34			34	34					33	15,333	
	674	26	24	2		26			26	25		1	1		24	11,154	
	690	40	37	2		40	2		39	39				2	36	14,711	
	691	13	12	1		13			13	13				1	12	16,125	
	693	33	30	3		33	1	1	33	33	1		3	65.66	30	11,986	
	694	20	14	4	2	20			18	18			6	57.83	13	7,115	
	695	21	16	3	1	19			19	19			4	32.50	15	7,100	
	696	23	17	6		23			23	23			4	66.25	16	8,943	
	697	1															
	698	15	9	5		14			14	14			4	79.50	8	7,625	
	699	49	33	13	3	47	1		46	44			13	48.33	32	8,578	
	700	7	7			7			7	7					6	9,916	
	701	15	11	3		15			14	14			3	55.33	11	11,363	
	702	23	22	1		22			22	22					22	16,113	
	703	13	12	1		12			13	12			1		11	15,500	
	704	11	9	2		11			11	11					9	16,000	
	705	8	7		1	8	1		7	7			1		6	18,250	
	706	25	21	1	1	23			22	21			1		20	30,725	
	707	43	40	1	2	43	2		41	41			3	56.66	40	19,982	
	708	19	19			19	2		19	19					19	18,100	
	710	3	3			3			3	3					3	10,333	
	711	15	15			15			15	15					15	16,466	
	712	4	4			4			4	4					4	11,125	
	713	3	3			3			3	3					2		
	714	28	28			28			28	28					27	16,425	
	716	33	33			33			33	32					33	16,893	
	717	14	14			14			14	14					14	14,221	
	718	28	26	2		28			28	28			1		23	16,500	
	719	9	9			9			9	9					9	12,444	

<sup>1</sup>For renter - occupied dwelling units and vacant nonseasonal not dilapidated units, for rent.  
<sup>2</sup>For owner - occupied dwelling units and vacant nonseasonal not dilapidated units, for sale only.

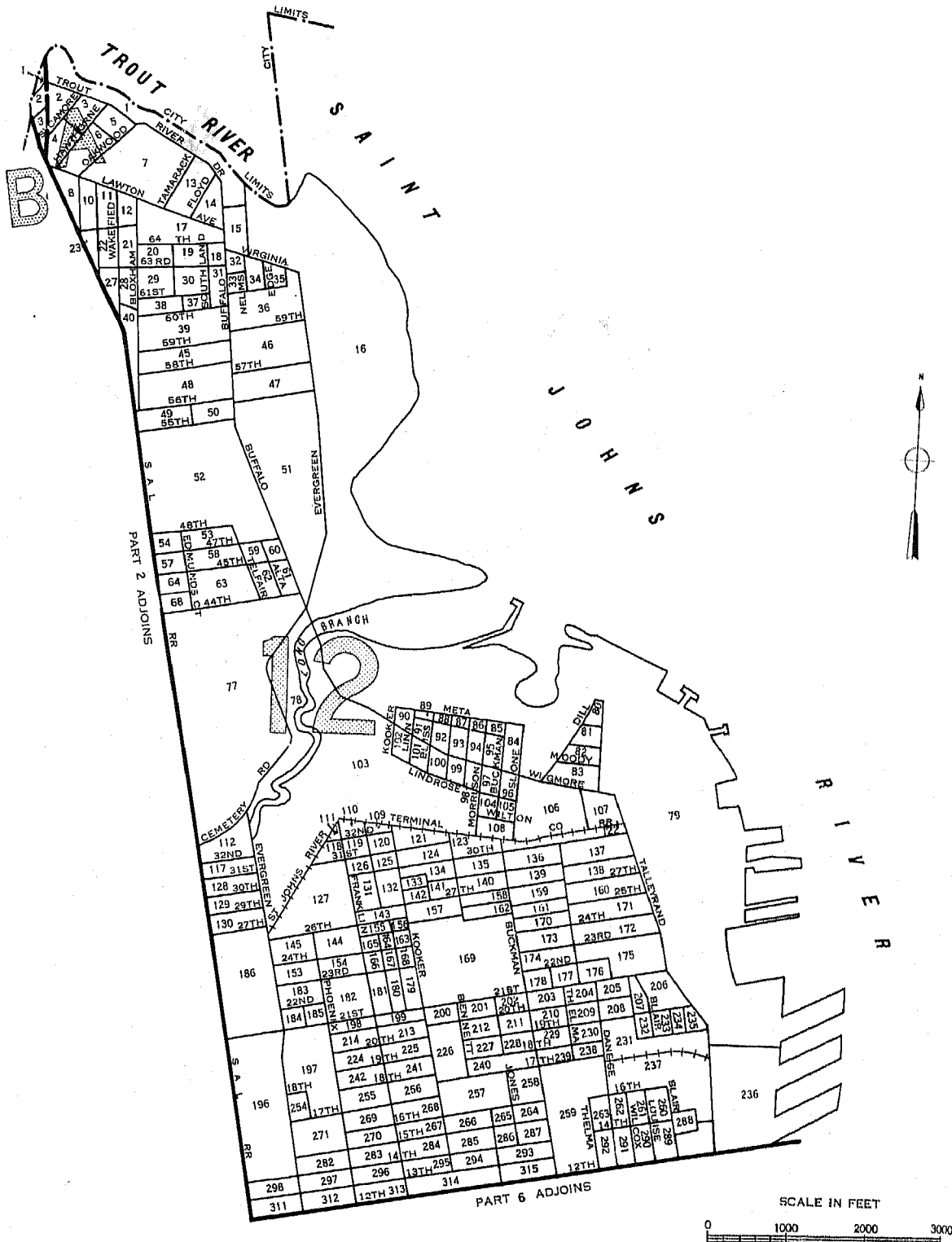
JACKSONVILLE, FLORIDA, BY WARDS: 1950  
KEY MAP





# JACKSONVILLE, FLORIDA, BY WARDS AND BLOCKS: 1950

PART 1 OF 8 PARTS



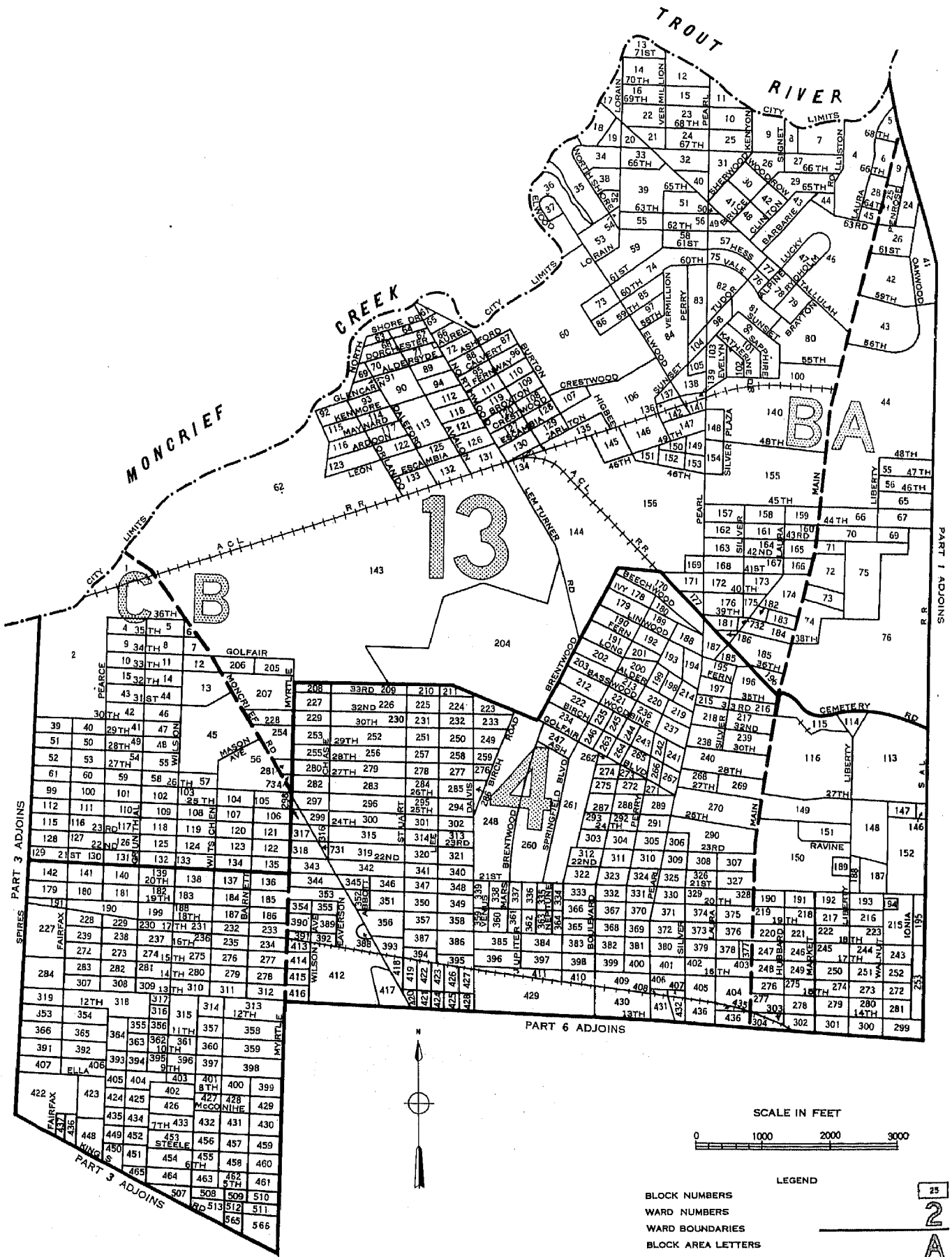
LEGEND

- BLOCK NUMBERS 25
- WARD NUMBERS 2
- WARD BOUNDARIES
- BLOCK AREA LETTERS A
- BLOCK AREA BOUNDARIES

U.S. DEPARTMENT OF COMMERCE, BUREAU OF THE CENSUS

# JACKSONVILLE, FLORIDA, BY WARDS AND BLOCKS: 1950

PART 2 OF 8 PARTS



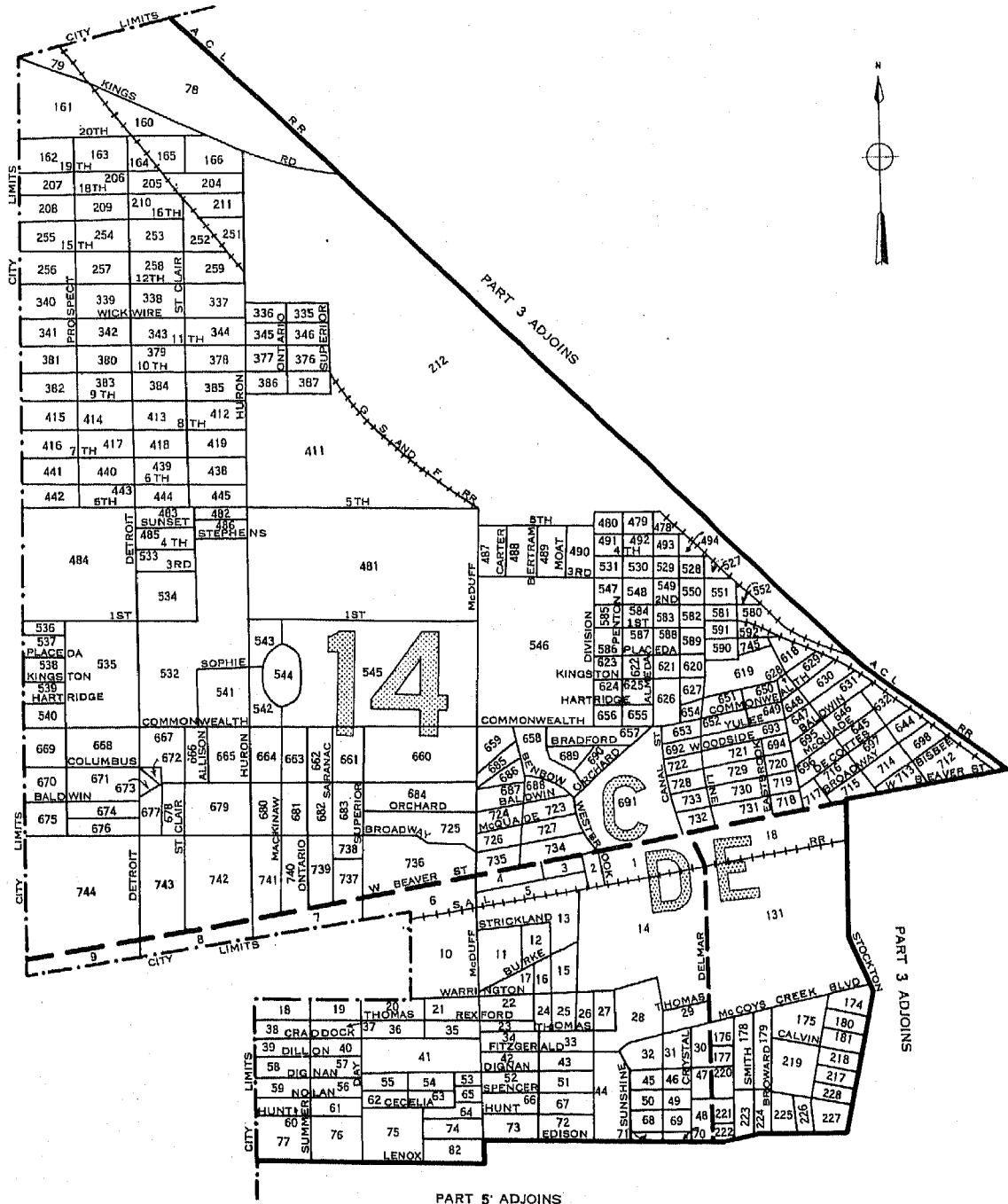
LEGEND

- BLOCK NUMBERS
- WARD NUMBERS
- WARD BOUNDARIES
- BLOCK AREA LETTERS
- BLOCK AREA BOUNDARIES
- U.S. DEPARTMENT OF COMMERCE, BUREAU OF THE CENSUS




# JACKSONVILLE, FLORIDA, BY WARDS AND BLOCKS: 1950

PART 4 OF 8 PARTS

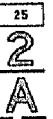


SCALE IN FEET



LEGEND

- BLOCK NUMBERS
- WARD NUMBERS
- WARD BOUNDARIES
- BLOCK AREA LETTERS
- BLOCK AREA BOUNDARIES

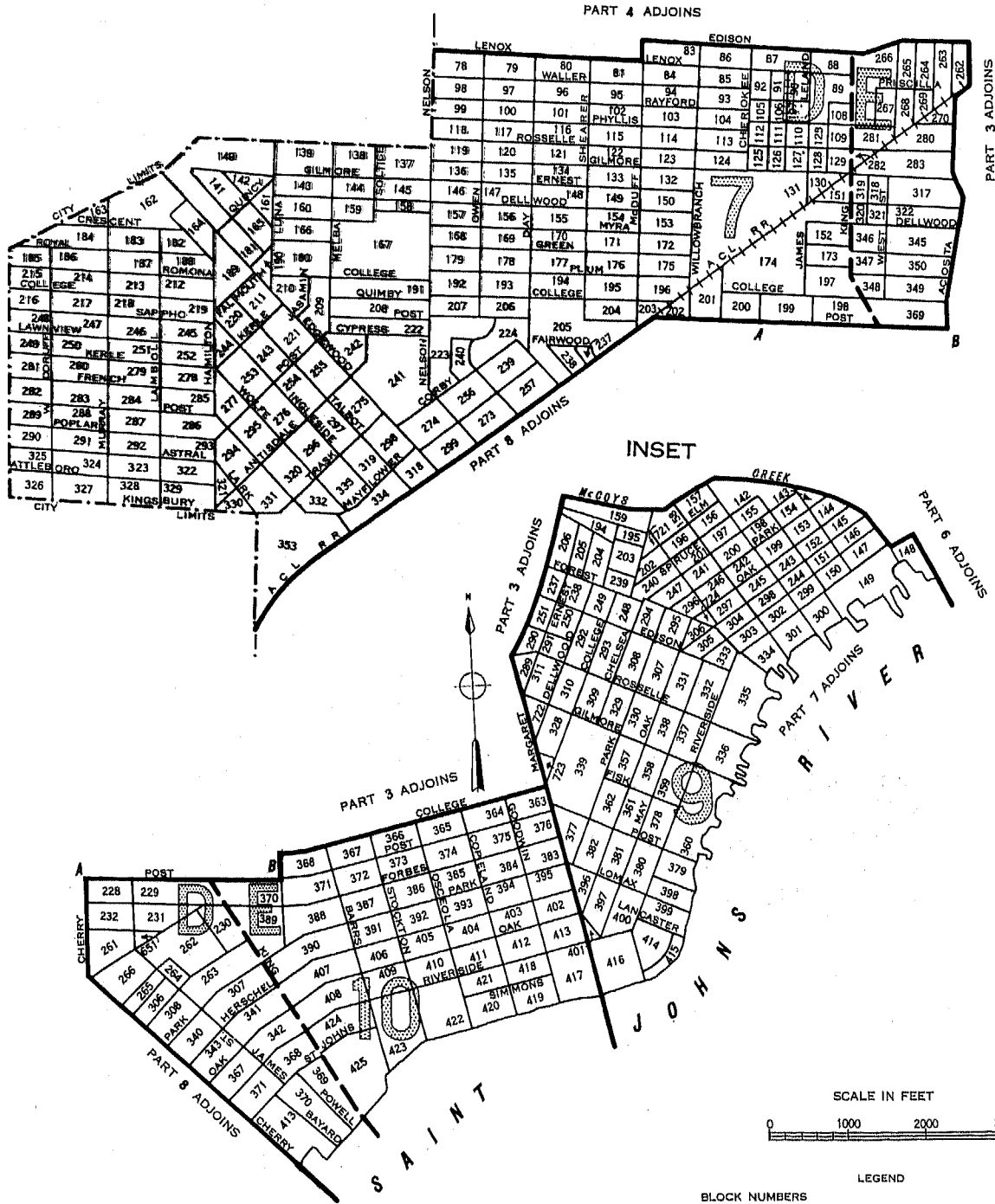


U.S. DEPARTMENT OF COMMERCE, BUREAU OF THE CENSUS

JACKSONVILLE, FLORIDA, BY WARDS AND BLOCKS: 1950

PART 5 OF 8 PARTS

H-E87



# ACKSONVILLE, FLORIDA, BY WARDS AND BLOCKS: 1950

PART 6 OF 8 PARTS

PART 2 ADJOINS

PART 3 ADJOINS

PART 5 ADJOINS

PART 2 ADJOINS

PART 1 ADJOINS



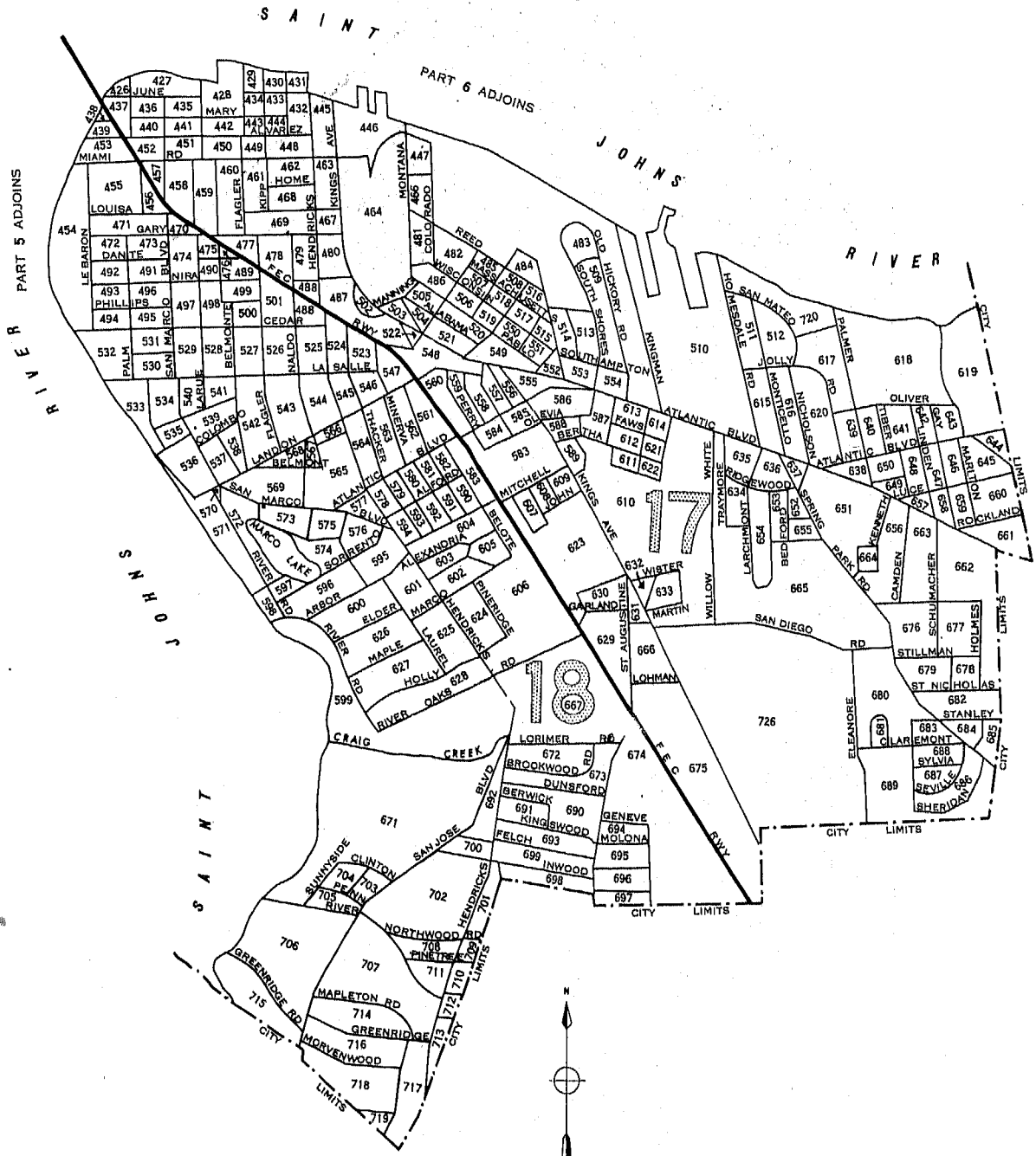
LEGEND

- BLOCK NUMBERS 25
- WARD NUMBERS 2
- WARD BOUNDARIES
- BLOCK AREA LETTERS A
- BLOCK AREA BOUNDARIES
- U.S. DEPARTMENT OF COMMERCE, BUREAU OF THE CENSUS

JACKSONVILLE, FLORIDA, BY WARDS AND BLOCKS: 1950

PART 7 OF 8 PARTS

H-E87



SCALE IN FEET



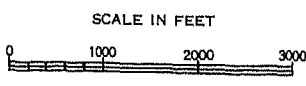
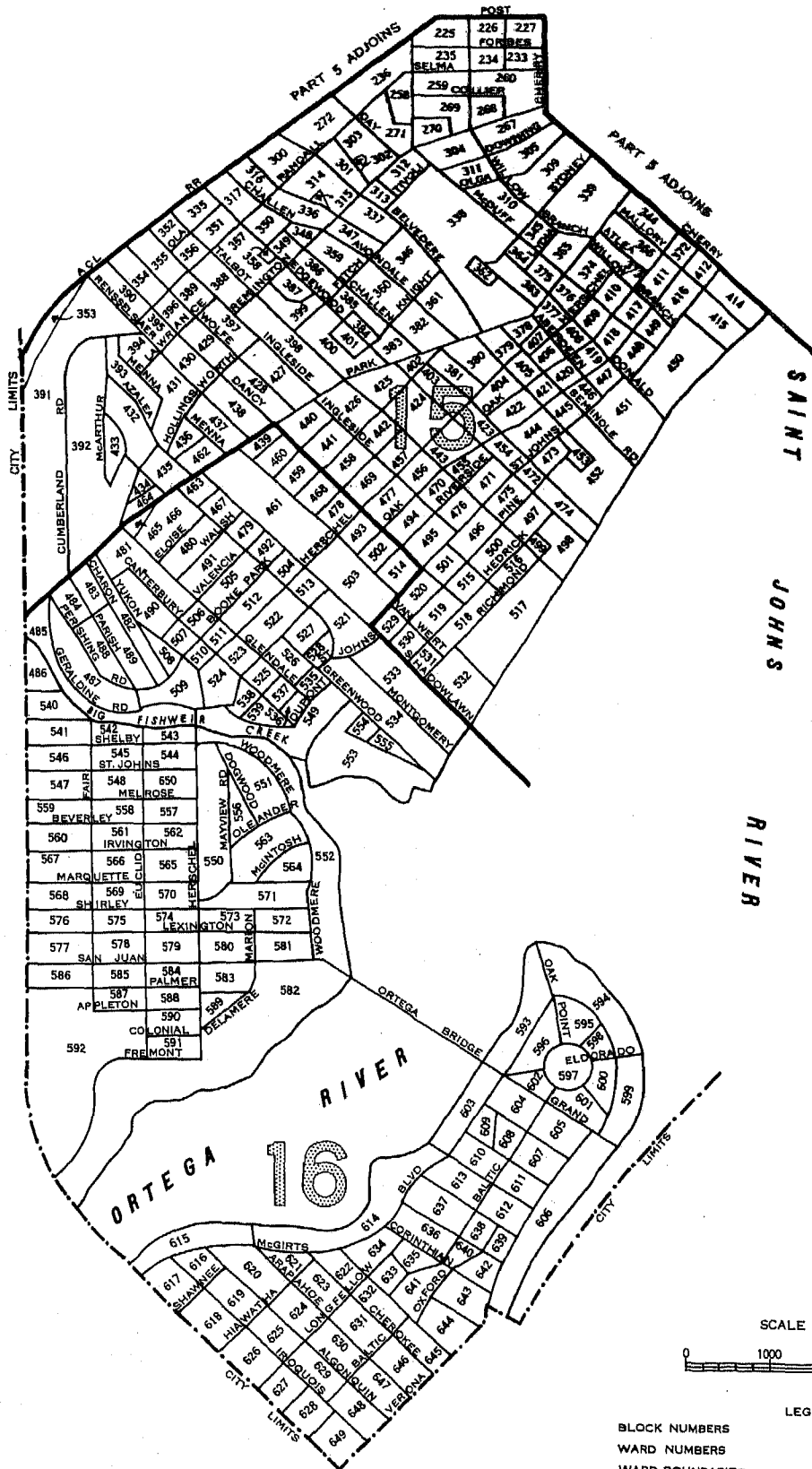
LEGEND

- BLOCK NUMBERS
- WARD NUMBERS
- WARD BOUNDARIES
- BLOCK AREA LETTERS
- BLOCK AREA BOUNDARIES
- U.S. DEPARTMENT OF COMMERCE, BUREAU OF THE CENSUS

25  
2  
A

ONVILLE, FLORIDA. BY WARDS AND BLOCKS: 1950

PART 8 OF 8 PARTS



LEGEND


- BLOCK NUMBERS
- WARD NUMBERS
- WARD BOUNDARIES
- BLOCK AREA LETTERS
- BLOCK AREA BOUNDARIES
- U.S. DEPARTMENT OF COMMERCE, BUREAU OF THE CENSUS

25  
2  
A



# 1950 UNITED STATES CENSUS OF HOUSING

U. S. DEPARTMENT OF COMMERCE • BUREAU OF THE CENSUS



**JERSEY CITY, N. J.**

**BLOCK  
STATISTICS**

## U. S. CENSUS OF HOUSING: 1950

### Volume

- I General Characteristics
- II Nonfarm Housing Characteristics
- III Farm Housing Characteristics
- IV Residential Financing
- V Block Statistics

Housing statistics for census tracts are to be included in the Population reports on census tracts.

## U. S. CENSUS OF POPULATION: 1950

### Volume

- I Number of Inhabitants
- II Characteristics of the Population

Succeeding volumes will cover the following subjects:

Census Tracts, Nativity and Parentage, Nonwhite Population by Race, Persons of Spanish Surname, Institutional Population, Differential Fertility, Labor Force Characteristics, Occupation, Industry, Income, Internal Migration, Education, Characteristics of Families and Households.

**UNITED STATES CENSUS of HOUSING : 1950**  
U. S. DEPARTMENT OF COMMERCE      BUREAU OF THE CENSUS  
CHARLES SAWYER, Secretary      ROY V. PEEL, Director



**BLOCK STATISTICS**


**JERSEY CITY**  
**NEW JERSEY**

*Prepared under the supervision of*  
Howard G. Brunzman, Chief  
*Population and Housing Division*

1950 HOUSING CENSUS REPORT  
VOLUME V, PART 87

UNITED STATES GOVERNMENT PRINTING OFFICE 1952

**BLOCKS • CENSUS TRACTS**





## BUREAU OF THE CENSUS

ROY V. PEEL, *Director*

A. ROSS ECKLER, *Deputy Director*  
HOWARD C. GRIEVES, *Assistant Director*  
CONRAD TAEUBER, *Assistant Director*  
MORRIS H. HANSEN, *Assistant Director for Statistical Standards*  
ROBERT Y. PHILLIPS, *Assistant Director for Operations*  
CALVERT L. DEDRICK, *Coordinator, International Statistics*  
FRANK R. WILSON, *Information Assistant to the Director*

### Population and Housing Division—

HOWARD G. BRUNSMAN, *Chief*  
WAYNE F. DAUGHERTY, *Assistant Chief for Housing*  
ROBERT B. VOIGHT, *Assistant Chief for Operations*  
HENRY S. SHRYOCK, Jr., *Assistant Chief for Population*  
EDWIN D. GOLDFIELD, *Program Coordinator*

Quality and Equipment Statistics—Robert C. Hamer, *Chief*  
Inventory Statistics—Carl A. S. Coan, *Chief*  
Developmental Programs—J. Hugh Rose, *Chief*  
Residential Financing—Junia H. Honnold, *Chief*  
Territories and Possessions—Joel Williams, *Chief*  
Statistical Sampling—Joseph Steinberg, *Chief*  
Statistical Procedure—Morton A. Meyer, *Chief*  
Processing Operations—Milton D. Lieberman, *Chief*

Administrative Service Division—WALTER L. KEHRES, *Chief*  
Agriculture Division—RAY HURLEY, *Chief*  
Budget Officer—CHARLES H. ALEXANDER  
Business Division—HARVEY KAILIN, *Acting Chief*  
Field Division—LOWELL T. GALT, *Chief*  
Foreign Trade Division—J. EDWARD ELY, *Chief*  
Geography Division—CLARENCE E. BATSCHLET, *Chief*  
Governments Division—ALLEN D. MANVEL, *Chief*  
Industry Division—MAXWELL R. CONKLIN, *Chief*  
Machine Tabulation Division—C. F. VAN AKEN, *Chief*  
Personnel Division—HELEN D. ALMON, *Chief*

### SUGGESTED IDENTIFICATION

U. S. Bureau of the Census. *U. S. Census of Housing: 1950. Vol. V, Block Statistics, Part 87.*  
U. S. Government Printing Office, Washington, D. C., 1952

For sale by the Superintendent of Documents, U. S. Government Printing Office, Washington 25, D. C.,  
or any of the Field Offices of the Department of Commerce - Price 20 cents

## PREFACE

This report presents statistics on characteristics of dwelling units by blocks for the city. The tabulations are based on data from the 1950 Census of Housing, taken as of April 1, 1950. Authorization for the 1950 Census of Housing as part of the Seventeenth Decennial Census was provided by the Housing Act of 1949, approved July 15, 1949.

The major portion of the information compiled from the 1950 Census of Housing appears in Volume I, *General Characteristics*; Volume II, *Nonfarm Housing Characteristics*; Volume III, *Farm Housing Characteristics*; Volume IV, *Residential Financing*; and Volume V, *Block Statistics*. Volume V consists of separate reports, issued as bulletins for each of the 209 cities which in 1940 or in a subsequent census had a population of 50,000 or more. These reports will not be bound into a single publication.

The subjects covered in both the 1950 and 1940 reports on characteristics of dwelling units by blocks are substantially similar.

This report was prepared under the direction of Howard G. Brunsman, Chief, Population and Housing Division, and Wayne F. Daugherty, Assistant Chief for Housing. Robert C. Hamer, Chief, Quality and Equipment Statistics Section, was in charge of coordinating the content and the format of the report with assistance from Carl A. S. Coan, Chief, Inventory Statistics Section; Floyd D. McNaughton, Chief, Equipment and Facilities Unit; Beulah Washabaugh, Chief, Tenure and Vacancy Unit; and Walter A. Hines. The compilation of the statistics was under the supervision of Robert B. Voight, Assistant Chief for Operations.

The collection of the information on which these statistics are based was under the supervision of Lowell T. Galt, Chief, Field Division. The geographic work, including the assignment of all block numbers and the preparation of maps, was under the supervision of Clarence E. Batschelet, Chief, Geography Division. The data were tabulated under the supervision of C. F. Van Aken, Chief, Machine Tabulation Division.

January 1952.

# JERSEY CITY, N. J.

## CONTENTS

### INTRODUCTION

	Page		Page
General.....	1	Definitions and explanations--Continued	
Related reports.....	1	Condition and plumbing facilities.....	2
Census tracts.....	1	Persons per room.....	2
Use of data.....	1	Color of occupants.....	2
Comparability with 1940 Housing Census data.....	1	Contract monthly rent.....	2
Definitions and explanations.....	1	Value of one-dwelling-unit structures.....	2
Dwelling unit.....	1	Number reporting.....	2
Occupancy and tenure.....	2	Block identification.....	2

### TABLES

	Page
Table 1.—Characteristics of housing for the city: 1950.....	3
Table 2.—Characteristics of housing by census tracts: 1950.....	3
Table 3.—Characteristics of housing for census tracts, by blocks: 1950.....	5

Map of city, by blocks, appears following last page of tables.

# BLOCK STATISTICS

## INTRODUCTION

### GENERAL

Volume V of the Reports on Housing consists of a separate report for each of the 209 cities which in 1940, or in a subsequent census prior to 1950, had a population of 50,000 or more. Each report presents for the city, by blocks, tabulations for a limited number of subjects obtained in the Census of Housing. The subjects in these reports are similar to those in the block statistics supplements to Volume I of the reports of the 1940 Census of Housing. The subjects in this report present the number of dwelling units classified by occupancy and tenure, condition and plumbing facilities, persons per room, color of occupants, average contract monthly rent of renter-occupied and selected vacant units, and the average value of one-dwelling-unit owner-occupied and selected vacant structures. In table 1, the statistics for these subjects are summarized for the city. Table 2 contains the statistics for census tracts. In table 3, the data are presented by blocks within census tracts. Maps identifying the location of each block and the census tract boundaries are a part of this report.

**Related reports.**—Related statistics for this city are contained in the Reports on Housing, Volume I, *General Characteristics*; and in the Reports on Population, Volume I, *Number of Inhabitants*, and Volume II, *Characteristics of the Population*.

The Reports on Housing for each State in Volume I present data on the characteristics of dwelling units for the State by residence (urban, rural nonfarm, and rural farm), for standard metropolitan areas, urbanized areas, counties, for urban places, places of 1,000 to 2,500 inhabitants, and rural-nonfarm and rural-farm dwelling units for each county. Each report includes the following subjects: occupancy, tenure, race of occupants, type of structure, year built, condition and plumbing facilities, water supply, toilet and bathing facilities, number of rooms, number of persons, persons per room, electric lighting, heating equipment, heating and cooking fuels, refrigeration equipment, kitchen sink, radio, television, and, for nonfarm units, the contract monthly rent, gross monthly rent, and value of one-dwelling-unit structures.

Volume I of the Reports on Population shows the 1950 population of each county and of each minor civil division within the county. It also contains figures for each incorporated place, for each unincorporated place with 1,000 or more inhabitants, and for incorporated places of 5,000 or more by wards. A special series of tables presents data for each urbanized area giving the incorporated places and portions of minor civil divisions within it.

Volume II of the 1950 Population Reports contains statistics on the general characteristics of the population. Chapter A of this volume repeats the figures on number of inhabitants as shown in Volume I; Chapter B presents demographic, economic, and social characteristics of the population; and Chapter C gives more detailed cross-classifications for States and large cities and standard metropolitan areas.

**Census tracts.**—Census tracts are small areas into which certain large cities have been subdivided for statistical and local administrative purposes. In most cases the tracts are permanently established, so that comparison may be made from census to census. The boundaries of tracts are established so as to include approximately equal numbers of inhabitants or equal areas; and each tract is designed to represent an area that is fairly

homogeneous in population characteristics. Although the tracted areas of some cities extend into the suburbs, the data shown in this report are restricted to the tracts within the corporate limits of the city.

**Use of data.**—The tabulation of housing characteristics for areas as small as city blocks provides descriptive material of considerable value for technical studies of housing in the city. The statistics will be useful in compiling totals for special types of areas that may be defined to meet the requirements of individual investigators. Users of the data should bear in mind that in practically all cases the data for a given block represent the work of only one enumerator. Consequently, housing characteristics for blocks are subject to a wider margin of error than is to be expected in the figures for tracts or wards which represent returns made by a number of enumerators. Misinterpretation of instructions by one enumerator may cause a significant bias in the statistics for a block even though it may have a negligible effect upon the figures for larger areas. In particular, the enumeration of "condition" depended to a considerable extent upon the judgment of the individual enumerator. Also, failure to indicate the correct block number for a significant number of dwelling units may introduce errors into the block data.

**Comparability with 1940 Housing Census data.**—In the 1940 Census of Housing, reports entitled "Block Statistics" were issued as supplements to the first series of Housing bulletins. These supplements consisted of separate reports for each of the 191 cities which had 50,000 inhabitants or more in 1930.

In the 1950 reports, the block numbers used are different, in most cases, from those used in the 1940 reports. Therefore, to compare 1940 and 1950 data for a given block, it is necessary to locate the block on the maps to obtain the corresponding 1940 and 1950 block numbers.

The subjects in both the 1940 and 1950 reports are substantially similar. However, data on number of structures, year built, and mortgage status have been omitted from the 1950 report. Furthermore, in the 1940 reports average contract or estimated monthly rent was reported for all dwelling units while in 1950 average contract monthly rent is reported for some, and average value for other, dwelling units.

### DEFINITIONS AND EXPLANATIONS

More detailed and complete definitions are presented in Volume I of the Housing Reports.

**Dwelling unit.**—In general, a dwelling unit is a group of rooms or a single room, occupied or intended for occupancy as separate living quarters, by a family or other group of persons living together or by a person living alone.

A group of rooms, occupied or intended for occupancy as separate living quarters, is a dwelling unit if it has separate cooking equipment or a separate entrance. A single room, occupied or intended for occupancy as separate living quarters, is a dwelling unit if it has separate cooking equipment or if it constitutes the only living quarters in the structure. Also, each apartment in a regular apartment house is a dwelling unit even though it may not have separate cooking equipment. Excluded from the dwelling unit count are large rooming houses, institutions, dormitories, and transient hotels and tourists courts.

In the 1940 Census, a dwelling unit was defined as the living quarters occupied or intended for occupancy by one household.

A household consisted of a family or other group of persons living together with common housekeeping arrangements, or a person living entirely alone. However, the enumerator was not explicitly instructed to define rooms as dwelling units on the basis of cooking equipment or separate entrance.

The number of dwelling units in the 1950 Census may be regarded as comparable with the number of dwelling units in the 1940 Census. Some living quarters may have been classified as separate dwelling units in the one census and not in the other. Further, in the 1950 Census, living quarters with five or more lodgers were not tabulated as dwelling units; generally, such quarters were included in the 1940 dwelling unit count. However, the net effect of these changes is probably small.

**Occupancy and tenure.**—Dwelling units are classified by occupancy and tenure into four groups: owner-occupied; renter-occupied; vacant nonseasonal not dilapidated, for rent or sale; and other vacant and nonresident. A dwelling unit is classified as owner-occupied if it was owned wholly or in part by the head of the household or by some related member of his family living in the dwelling unit. All other occupied units are classified as renter-occupied whether or not cash rent was actually paid for living quarters. Rent-free units and living accommodations received in payment for services performed are thus included with the renter-occupied units.

A dwelling unit is considered vacant if no persons are living in it at the time of enumeration. New units not yet occupied were enumerated as vacant dwelling units if construction had proceeded to the extent that all the exterior windows and doors were installed and final usable floors were in place. The classification "Vacant nonseasonal not dilapidated, for rent or sale" is descriptive of the vacant dwelling units reported in this classification. "Other vacant and nonresident" units include all dilapidated and seasonal vacant units as well as the not dilapidated units which were not for rent or sale.

Because of changes in enumeration procedures, the counts of total vacant units in 1940 and 1950 are not strictly comparable. In 1940, vacant units were enumerated if they were habitable; units uninhabitable and beyond repair were excluded from the enumeration. In 1950, units were included regardless of condition if they were intended for occupancy as living quarters. Therefore, no comparison should be made between the data on "vacant nonseasonal not dilapidated, for rent or sale" units from the 1950 Census and data in the 1940 Census reports.

In both censuses, dwelling units occupied entirely by non-residents were included with vacant units not for rent or sale. Trailers, tents, houseboats, and railroad cars which were vacant were excluded from the dwelling unit inventory in both 1950 and 1940.

**Condition and plumbing facilities.**—Data on condition of a dwelling unit are shown in combination with data for selected plumbing facilities and are, therefore, limited to units for which both condition and plumbing facilities are reported. Plumbing facilities include water supply, toilet facilities, and bathing facilities.

The category "with private bath" includes those dwelling units reported with both a flush toilet and a bathtub or shower inside the structure for the exclusive use of the occupants of the unit. The category "no private bath" includes those dwelling units not having private flush toilet or not having private bathing facilities. The "no running water" category includes units with only piped running water outside the structure or with only other sources such as a hand pump.

A dwelling unit is "dilapidated" when it is run-down or neglected, or is of inadequate original construction, so that it does not provide adequate shelter or protection against the elements or it endangers the safety of the occupants.

**Persons per room.**—The number of persons per room has been computed for each occupied dwelling unit by dividing the number

of persons in the dwelling unit by the number of rooms in the dwelling unit. All persons enumerated in the Population Census as members of the household (including lodgers, servants, and other nonrelated persons) are counted in determining the number of persons that occupy the dwelling unit. The number of rooms in the dwelling unit includes all rooms available for living quarters throughout the year. Not counted as rooms are bathrooms, closets, pantries, halls, screened porches, and unfinished rooms in the basement and attic.

**Color of occupants.**—Occupied dwelling units are classified by color of head of household according to the definition used in the 1950 Census of Population. The group designated as "non-white" consists of Negroes, Indians, Japanese, Chinese, and other nonwhite races. Persons who are not definitely Indian or of other nonwhite race are classified as white.

**Contract monthly rent.**—Contract monthly rent is the rent, at the time of enumeration, contracted for by the renter regardless of whether it includes furniture, heating fuel, electricity, cooking fuel, water, or personal services.

Monthly rent for vacant dwelling units is the amount asked for the dwelling unit at the time of enumeration. The average monthly rent relates to renter-occupied dwelling units and vacant nonseasonal not dilapidated units for rent. Dwelling units which are occupied "rent-free" are not included with the units reporting rent.

**Value of one-dwelling-unit structures.**—Average value is shown for owner-occupied dwelling units and vacant nonseasonal not dilapidated units which are for sale only. Value is shown only if the unit is in a one-dwelling-unit structure without business and if it is the only dwelling unit included in the property. The value represents the amount for which the owner estimates that the property, including such land as belongs with it, would sell under ordinary conditions and not at a forced sale. For vacant units, value is the sale price asked by the owner.

**Number reporting.**—Occupancy and tenure are reported for all dwelling units, and color of occupants is reported for all occupied units. The corresponding distributions for these subjects in table 1 are based on all dwelling units and on occupied units, respectively. For all other subjects, the distributions are based on the units for which the specific characteristics are reported, that is, the "Number reporting."

The number of dwelling units for which the enumerator obtained no report on a particular item is shown for the city totals only; however, the number "not reported" can easily be derived for each area in tables 2 and 3 by subtracting the number reporting from the total number of dwelling units (or total occupied).

**Block identification.**—A map or series of maps is included in this report showing block numbers for each block, number and letter designations for tracts, and the names of principal streets.

Blocks are identified by serial numbers, a separate series of numbers being used for each tract. Thus, the location of each block for which data are presented in table 3 may be determined by referring to the tract and block number shown on the map. Similarly, data for a specific block may be located in the table by reference to the map for identification numbers of the tract and block.

If no dwelling units are reported for a block, the block number is not listed in table 3, although it is shown on the map. Dwelling units for which the block number was not reported are indicated in the table by the symbol "NR." Detailed data are not shown for such dwelling units, nor for blocks containing fewer than three dwelling units. Average monthly rent is not shown when the monthly rent was reported for fewer than three dwelling units. Average value is not shown when the value of one-dwelling-unit properties was reported for fewer than three dwelling units. All dwelling units are included, however, in the statistics for the city and for each tract.



Table 1.—CHARACTERISTICS OF HOUSING FOR THE CITY: 1950

Subject	Number	Percent	Subject	Number	Percent
<b>OCCUPANCY AND TENURE</b>			<b>PERSONS PER ROOM</b>		
All dwelling units.....	86,009	100.0	Occupied dwelling units.....	84,956	...
Owner occupied.....	20,390	23.7	Number reporting.....	84,117	100.0
Renter occupied.....	64,566	75.1	1.50 or less.....	81,302	96.7
Vacant nonseasonal not dilapidated, for rent or sale.....	447	0.5	1.51 or more.....	2,815	3.3
Other vacant and nonresident.....	606	0.7	Not reported.....	839	...
<b>CONDITION AND PLUMBING FACILITIES</b>			<b>CONTRACT MONTHLY RENT</b>		
All dwelling units.....	86,009	...	Renter-occupied, and vacant nonseasonal not dilapidated units, for rent—Number reporting.....	62,356	...
Number reporting.....	83,912	100.0	Total contract monthly rent..... dollars..	2,330,853	...
With private bath, not dilapidated.....	70,866	84.5	Average monthly rent..... dollars..	37.38	...
No private bath, with running water, not dilapidated.....	8,294	9.9	<b>VALUE OF ONE-DWELLING-UNIT STRUCTURES</b>		
No running water or dilapidated.....	4,752	5.7	Owner-occupied <sup>1</sup> and vacant nonseasonal not dilapidated units, for sale only—Number reporting.....	6,571	...
Condition or plumbing facilities not reported.....	2,097	...	Total value or sale price..... dollars..	51,616,700	...
No private bath or dilapidated.....	13,046	15.5	Average value..... dollars..	7,855	...
<b>COLOR OF OCCUPANTS</b>					
Occupied dwelling units.....	84,956	100.0			
White.....	80,080	94.3			
Nonwhite.....	4,876	5.7			

<sup>1</sup>Restricted to 1-dwelling-unit properties.

Table 2.—CHARACTERISTICS OF HOUSING BY CENSUS TRACTS: 1950

Census tract	All dwelling units by occupancy and tenure					All dwelling units by condition and plumbing facilities			Occupied dwelling units				Contract monthly rent <sup>1</sup>		Value <sup>2</sup> of one-dwelling-unit structures	
	Total	Owner occupied	Renter occupied	Vacant nonseasonal not dilap., for rent or sale	Other vacant and non-resident	Number reporting	No private bath or dilap.	No running water or dilap.	Total	Persons per room	Occupied by non-white	Number reporting	Average monthly rent (dollars)	Number reporting	Average value (dollars)	
<b>TOTAL</b>	<b>86009</b>	<b>20390</b>	<b>64566</b>	<b>447</b>	<b>606</b>	<b>83912</b>	<b>13046</b>	<b>4752</b>	<b>84956</b>	<b>84117</b>	<b>28154</b>	<b>8766</b>	<b>62356</b>	<b>3738</b>	<b>6571</b>	<b>7855</b>
1	1646	688	950	26	2	1637	134	57	1638	1632	16	923	3822	211	7156	
2	1609	452	1154	28	1	1601	145	27	1606	1602	1	1128	3275	137	6898	
3	1466	444	1000	1	1	1444	170	76	1449	1442	2	990	3716	147	7421	
4	1059	407	644	1	1	1059	72	23	1052	1052	2	625	3779	149	6319	
5	1416	426	989	1	1	1416	191	66	1399	1399	1	955	3483	130	6539	
6	2032	567	1465	1	1	2032	135	19	2020	2010	2	1425	4106	181	8690	
7	1455	325	1108	1	1	1444	45	87	1437	1428	2	1086	4138	76	8661	
8	1404	336	1044	1	1	1395	50	32	1387	1376	2	1022	3337	64	6807	
9	1046	314	711	1	1	1044	128	16	1028	1028	3	704	3493	64	6696	
10	1193	414	766	5	8	1190	21	3	1180	1171	4	748	4114	121	6739	
11	1220	339	868	4	9	1199	267	151	1207	1189	3	831	3639	69	8095	
12	1339	238	1101	3	4	1338	257	95	1337	1368	6	1115	3291	89	5595	
13	1087	235	852	1	4	1078	113	45	1080	1076	1	823	3750	69	8221	
14	1431	300	1131	1	1	1428	166	17	1421	1411	1	1087	3653	67	7459	
15	1331	183	1148	1	1	1330	250	21	1327	1327	2	983	2832	86	4917	
16	1114	113	997	1	1	1112	228	21	1103	1085	1	983	2164	80	4490	
17	1695	347	1288	6	14	1633	257	25	1630	1620	1	1254	4142	88	4460	
18	1699	119	1583	1	2	1688	49	4	1683	1648	4	1478	4905	33	7639	
19	1199	275	899	1	3	1177	261	28	1167	1150	2	844	3333	119	8878	
20	1575	266	1274	1	2	1522	166	61	1540	1504	5	1207	5237	106	7816	
21	1432	276	1139	1	5	1402	202	62	1415	1378	4	1118	4027	88	7509	
22	1055	206	822	8	3	1021	507	264	1028	1021	7	802	2444	51	4448	
23	1222	204	982	1	2	1150	469	210	1182	1183	1	969	2854	39	4012	
24	1222	291	955	1	6	1225	281	24	1246	1233	4	920	3299	106	6329	
25	1166	192	948	1	1	1160	337	59	1150	1136	2	918	2897	41	5658	
26	1144	99	1031	1	1	1122	340	176	1130	1119	2	1006	2204	12	5166	
27	1544	527	1016	2	2	1474	189	97	1543	1514	3	950	3837	204	7985	
28	2231	353	1583	1	2	2122	63	19	2173	2138	3	1730	6285	150	9338	
29	1937	302	1596	1	1	1880	56	19	1898	1877	1	1536	6060	153	9484	
30	1050	205	835	3	7	1012	142	63	1040	1030	3	805	3604	76	7243	
31	1180	225	953	2	1	1174	31	3	1178	1177	3	918	4045	55	8181	
32	1072	139	866	1	1	1072	33	3	1079	1094	3	775	2275	9	4166	
33	1077	152	866	1	1	1064	31	2	1072	1074	1	745	2283	3	6686	
34	1044	121	890	1	1	1044	61	2	1038	1009	1	1484	3238	3	6684	
35	1098	177	890	1	1	1098	42	4	1098	1099	6	860	3238	13	4684	
36	1388	270	1098	1	3	1355	22	2	1366	1331	1	795	3090	28	8600	
37	1132	116	955	1	1	1122	10	1	1141	1119	1	1059	3601	33	6127	
38	932	111	785	1	1	932	10	1	932	933	1	926	3200	34	8252	
39	330	113	785	1	2	330	10	1	330	338	1	754	3214	10	5900	
40	690	56	630	1	2	675	15	1	688	685	3	612	1993	3	13000	
41	1625	557	1048	1	2	1504	17	3	1605	1593	3	1028	3663	186	7060	
42	3765	697	3034	1	2	3606	299	197	3731	3669	7	2859	5835	386	13315	
43	1701	457	1235	3	3	1664	40	20	1692	1672	4	1164	4413	218	8044	
44	1161	361	786	4	1	1107	192	86	1147	1117	7	867	3943	189	6174	
45	966	244	720	2	2	933	227	161	964	953	6	687	3351	110	5799	
46	1560	553	994	6	7	1545	98	44	1547	1524	4	959	4054	270	7940	
47	1112	272	839	1	1	1090	136	43	1111	1105	4	820	2975	94	6484	
48	1225	307	910	3	5	1201	357	130	1217	1189	7	857	2733	95	5494	
49	1232	436	793	1	2	1222	94	63	1219	1214	3	759	3219	153	6358	
50	1499	508	977	8	6	1486	44	21	1485	1477	2	953	4694	160	9465	
50	1106	211	889	8	6	1023	245	188	1100	1050	7	831	3211	67	6877	

<sup>1</sup>For renter-occupied dwelling units and vacant nonseasonal not dilapidated units, for rent.  
<sup>2</sup>For owner-occupied dwelling units and vacant nonseasonal not dilapidated units, for sale only.

## HOUSING—BLOCK STATISTICS

Table 2.—CHARACTERISTICS OF HOUSING BY CENSUS TRACTS: 1950—Con.

Census tract	All dwelling units by occupancy and tenure					All dwelling units by condition and plumbing facilities			Occupied dwelling units			Contract monthly rent <sup>1</sup>		Value <sup>2</sup> of one-dwelling-unit structures		
	Total	Owner occupied	Renter occupied	Vacant non-seasonal not dilap., for rent or sale	Other vacant and non-resident	Number reporting	No private bath or dilap.	No running water or dilap.	Total	Persons per room		Occupied by non-white	Number reporting	Average monthly rent (dollars)	Number reporting	Average value (dollars)
										Number reporting	1.51 or more					
51	1 056	202	848	5	1	1 036	29	12	1 050	1 036	24	263	837	37.54	57	5947
52	1 791	381	1 401	7	2	1 708	34	12	1 782	1 775	33	71	1 350	39.60	49	8775
53	1 181	350	815	12	4	1 063	33	8	1 165	1 161	21	16	794	38.56	95	8301
54	1 214	385	783	19	2	1 190	10	7	1 168	1 164	11	4	772	50.39	125	11707
55	1 395	307	1 078	7	3	1 375	89	80	1 385	1 382	51	53	1 071	35.52	68	7572
56	1 293	442	840	5	6	1 267	13	12	1 282	1 273	23	3	813	45.50	92	10464
57	942	192	741	4	5	918	74	67	933	929	20	3	731	35.91	36	6719
58	1 088	339	740	8	1	1 025	54	39	1 079	1 072	35	17	725	40.04	106	7480
59	1 869	728	1 128	6	7	1 820	67	24	1 856	1 846	43	1	1 100	37.11	263	9047
60	1 557	497	1 043	7	10	1 518	73	34	1 540	1 527	43	18	1 030	38.00	112	7094
61	1 013	348	652	2	11	967	45	32	1 000	998	21	27	638	33.45	133	6308
62	1 151	375	767	6	3	1 130	91	45	1 142	1 124	32	1	758	36.33	129	7658
63	1 425	518	893	4	10	1 387	28	12	1 411	1 392	30	1	855	40.34	204	7975

<sup>1</sup>For renter—occupied dwelling units and vacant nonseasonal not dilapidated units, for rent.<sup>2</sup>For owner—occupied dwelling units and vacant nonseasonal not dilapidated units, for sale only.

Table 3.—CHARACTERISTICS OF HOUSING FOR CENSUS TRACTS, BY BLOCKS: 1950

[Detailed statistics not shown for blocks containing fewer than 3 dwelling units, nor for dwelling units not allocated by blocks (designated by NR)]

Census tract	Block	All dwelling units by occupancy and tenure					All dwelling units by condition and plumbing facilities			Occupied dwelling units				Contract monthly rent <sup>1</sup>		Value <sup>2</sup> of one-dwelling-unit structures	
		Total	Owner occupied	Renter occupied	Vacant non-seasonal not dilap., for rent or sale	Other vacant and non-resident	Number reporting	No private bath or dilap.	No running water or dilap.	Total	Persons per room		Occupied by non-white	Number reporting	Average monthly rent (dollars)	Number reporting	Average value (dollars)
											Number reporting	1.51 or more					
1	1	108	31	77					107	1.4			75	37.29	5	10,700	
	2	154	38	116					153	3			111	38.08	10	10,000	
	3	45	21	24					45		1		24	43.12	4	7,575	
	4	53	26	26	1				53				27	39.11	5	6,700	
	5	39	17	22					39	1			22	37.04			
	6	9	5	4					9	6	1		4	23.75	3	3,000	
	7	50	29	21					50	5			21	31.23	15	6,866	
	8	15	11	4					15				4	32.25	6	3,750	
	9	92	45	46		1			90	1			45	33.22	20	5,890	
	10	32	18	14					32		1		14	39.71	4	7,500	
	11	62	37	25					62		1		25	39.32	13	7,730	
	12	87	54	33					85	2	2		31	39.80	24	5,983	
	13	117	57	60					117	11	1		57	38.00	19	6,789	
	14	107	41	65	1				106	3			61	41.14	10	7,200	
	15	115	45	69	1				113	16	2		68	35.00	16	9,625	
	16	37	3	33	1		1		37	20	9		33	25.75			
	17	53	9	44					53	4	4		43	41.53	2		
	18	113	54	59					113	15	2		56	45.53	10	6,950	
	19	119	48	71					118	19	15		70	37.41	16	7,437	
	20	52	16	34			2		52	10	10		34	36.94	7	7,000	
	21	109	46	63					109	2			60	43.38	14	7,307	
	22	40	20	20					40	1			20	40.55	5	6,300	
	23	29	16	12	1				29	1			13	37.53	3	8,666	
	24	9	1	8					9				5	37.40			
2	1	3	1	2					3	1	1		2		1		
	2	85	6	79					85	5	1		75	26.57	1		
	3	61	8	53					59	4			51	33.03	2		
	4	114	29	85					113	12	4		81	33.43	5	7,600	
	5	114	20	94					112	14			91	31.50	3	9,666	
	6	159	30	129					159	28	2		128	34.82	8	5,850	
	7	111	40	71					111	20	2	1	70	30.81	11	6,000	
	8	140	48	91			1		140	7			89	34.19	17	7,076	
	9	47	15	32					47	7			30	38.13	5	8,000	
	10	59	21	38					59	5	1		37	37.43	3	6,000	
	11	94	39	55					93	5			55	39.56	16	6,937	
	12	115	46	69					115	24	10		68	32.64	11	7,681	
	13	124	37	86			1		124	7	6		85	30.94	15	5,266	
	14	46	18	28					46	4			28	35.14	10	7,250	
	15	77	25	52					76	7			52	28.32	9	6,444	
	16	41	8	33					41	4	1		33	33.48	2		
	17	80	20	60					79	2			58	32.05	6	5,500	
	18	72	23	49					72	4			47	32.55	10	9,300	
	19	40	8	32					40	4			32	29.31	1		
	20	27	10	16	1				27	2			16	33.06	1		
3	2	160	45	113			2		154	42	36		112	40.70	12	6,183	
	3	14	11	2	1				14	1			2		9	6,411	
	4	102	33	68			1		102	44	35		67	35.97	9	7,111	
	5	84	35	49					84	1			47	35.70	12	8,833	
	6	28	4	23	1				28	1	1		22	28.95			
	8	93	49	43	1				93	1			43	39.02	21	7,252	
	9	135	31	103	1				135	1		1	103	43.49	12	9,541	
	10	99	33	66	1				97	20			62	30.11	10	6,650	
	11	98	10	88			2		94	22			84	34.14	4	6,150	
	12	61	11	49			1		61	9			50	33.64	3	9,000	
	13	98	35	62			1		98	5	2		61	35.59	10	5,260	
	14	128	35	93					128				91	38.78	10	6,900	
	15	77	34	42			1		76	7			43	40.69	13	7,384	
	16	78	32	46					78			1	43	40.00	12	7,875	
	17	39	12	26			1		38	4			25	31.40	6	10,000	
	18	116	17	97			2		114	11	2		98	35.31	1		
	19		8	11					18	7			10	43.70	1		
	20	37	9	27			1		37	3			27	38.11	2		
4	1	96	14	82					90	1	1		80	44.90	5	7,800	
	2	38	18	20					38	3			20	38.45	12	7,000	
	3	27	12	15					27	3			15	34.86	3	6,333	
	4	9	7	2					9				2		4	5,000	
	5	1							1								
	7	11	3	8					11	2			8	35.00	2		
	8	36	23	13					36	4	3		12	28.00	9	5,388	
	9	84	42	40			1		84	5	2		39	32.23	14	5,714	
	10	89	48	39			1		89	15	8		37	32.18	21	5,666	
	11	84	36	45			3		84	6			44	34.65	19	7,210	
	12	52	7	44			1		52	4			43	32.25	3	8,666	
	13	61	20	41					61	6			36	46.61	1		
	14	77	26	47			4		74	5			45	32.66	7	7,714	
	15	48	27	21					48	6	1		20	28.75	10	5,200	
	16	25	11	14					25	1			14	26.92	6	5,416	
	17	18	12	5			1		18	3		1	6	28.66	8	4,700	
	18	2							2								
	19	11	7	4					11	5	3		4	20.25	5	3,360	
	20	15	7	8					15	5			8	31.25	1		

<sup>1</sup>For renter-occupied dwelling units and vacant nonseasonal not dilapidated units, for rent.

<sup>2</sup>For owner-occupied dwelling units and vacant nonseasonal not dilapidated units, for sale only.

## HOUSING—BLOCK STATISTICS

Table 3.—CHARACTERISTICS OF HOUSING FOR CENSUS TRACTS, BY BLOCKS: 1950—Con.

Census tract	Block	All dwelling units by occupancy and tenure					All dwelling units by condition and plumbing facilities			Occupied dwelling units			Contract monthly rent <sup>1</sup>		Value <sup>2</sup> of one-dwelling-unit structures	
		Total	Owner occupied	Renter occupied	Vacant non-seasonal not dilap., for rent or sale	Other vacant and non-resident	Number reporting	No private bath or dilap.	No running water or dilap.	Total	Persons per room		Number reporting	Average monthly rent (dollars)	Number reporting	Average value (dollars)
											Number reporting	1.51 or more				
4	21	7	4	3		7			7			3	41.66			
	22	39	12	26		39			38			26	38.69	1		
	23	85	33	52		85			85			49	33.63	6	7,866	
	24	104	17	86		103	1		103	103	2	84	45.70	4	9,825	
	25	50	18	31		50		2	49	49	1	30	40.23	5	10,400	
5	1	42	11	31		42	6		42	42		31	33.90	3	4,666	
	2	14	3	9	1	14			12	12	1	9	40.22	2		
	3	82	17	65		82	31		82	82	1	65	27.03	7	5,857	
	4	81	33	47	1	81	18		80	80	1	47	30.36	12	6,183	
	5	138	41	94	2	137	32	1	135	135	3	94	32.55	17	5,411	
	6	170	54	110	5	170	35		164	164	2	112	31.52	18	6,344	
	7	113	31	79	1	113	11	2	110	110	1	78	36.21	9	5,911	
	8	190	31	155		189	23		186	185	4	150	37.06	5	7,500	
	9	163	65	96		163			161	160	2	93	36.26	22	6,454	
	10	112	41	71		112	6		112	112	2	69	41.73	5	10,600	
	11	104	31	73		104	4		104	104	2	71	39.87	9	6,166	
	12	70	19	50		70	5	1	69	69	3	48	37.58	9	6,888	
	13	137	49	88		137	20		137	137	3	88	32.10	12	8,125	
6	1	77	33	44		77	8		77	75	1	41	39.36	6	9,083	
	2	126	32	94		126	7	1	126	124	4	90	38.45	6	7,500	
	3	111	27	75	8	111	13		102	102	5	79	35.69	7	6,928	
	4	99	25	72	2	98	6		97	96	6	72	40.58	11	6,863	
	5	140	44	96		139	5	1	140	140	6	94	34.81	10	5,450	
	6	252	67	184		236	25	4	251	240	6	175	32.92	18	6,305	
	7	101	35	66		99	10		101	101	1	65	34.60	9	5,833	
	8	118	41	77		116	2		118	118	2	75	38.81	18	9,694	
	9	172	60	111		172	5	2	171	171	2	109	34.65	14	5,428	
	10	27	6	21		27			27	27	1	21	55.19	2		
	11	71	31	40		70	8	5	71	70	1	35	46.74	5	9,700	
	12	130	45	82	1	125	2		127	126	1	76	48.03	26	11,321	
	13	215	33	182		214	18	1	215	214	1	179	44.13	13	9,230	
	14	186	32	150		185	28		182	182	6	147	43.16	7	9,428	
	15	189	27	131	1	159	5		158	158	1	131	57.77	14	14,500	
	16	68	29	37	1	68			66	66	6	36	40.83	13	8,769	
7	1	66	47	16	2	163	86	2	163	158	5	112	26.75	12	5,541	
	2	161	26	135		159	74	16	161	159	9	132	26.72	2		
	3	136	24	112		135	59		136	135	4	110	26.66	2		
	4	143	31	109		140	78	37	140	138	4	106	27.38	4	5,250	
	5	79	40	39		79	8		79	79	4	37	35.16	14	9,750	
	6	117	31	85		117	40	5	116	116	1	80	30.67	8	8,625	
	7	50	17	31	1	50	11		48	48	1	30	33.10	2		
	8	135	15	117	2	134	11	1	132	132	2	115	33.86	2		
	9	108	17	87		108	12		104	104	1	88	35.36	2	5,825	
	10	59	5	53	1	59	6	2	58	58	1	53	34.35	4		
	11	56	9	46		55	13		55	55	1	44	36.72	4	7,000	
	12	91	17	73	1	91	32	5	90	90	1	73	27.86	8	7,275	
	13	99	27	71	1	98	14	1	98	96	1	72	31.50	6	21,000	
	14	54	19	34	1	54	8		53	52	1	34	33.79	8		
8	3	65	20	44	1	65	2		64	64	1	42	48.95	8	8,375	
	4	147	38	78	1	117	6	1	116	116	3	76	36.31	8	6,687	
	5	134	33	98	2	130	30		131	130	3	94	29.94	5	7,780	
	6	124	29	92	1	121	37	1	121	121	5	88	32.43	7	5,142	
	7	137	6	26		35	2		32	32	2	25	34.00	4		
	8	136	23	111	2	136	13	2	134	134	2	109	38.55	6	11,333	
	9	135	27	108	3	127	37	1	154	154	9	127	31.46	4	5,375	
	10	157	17	82		156	37		154	154	2	81	30.69	6		
	11	100	17	83	1	100	28	3	99	99	3	81	33.06	2		
	12	103	20	83		103	13	1	103	103	3	81	33.06	2		
	13	98	27	67	3	97	27	5	94	94	2	68	29.35	11	5,636	
	14	65	23	40	1	64	8	6	63	62	2	39	34.74	10	6,250	
	15	73	18	55		73	12		73	73	4	54	31.83	3	7,666	
	16	85	25	60		85	24	11	85	84	1	58	34.98	5	5,300	
	17	78	23	48		72	12		71	71	3	48	27.52	7	6,285	
	18	39	7	32	1	39	9	1	39	39	1	32	27.84	7		
	9	1	12	1	11		12			12	12		9	32.33		
		2	87	28	58		86	6	3	86	85	3	57	36.29	7	4,200
3		60	29	31		60	4		60	60	2	31	38.64	10	6,730	
4		81	27	53		81	7		80	80	2	54	33.35	1		
5		44	17	26		44	2		43	43	2	18	41.50	7	7,714	
6		78	23	54		78	3		77	77	2	62	47.01	7	5,271	
7		75	26	44		75	6		70	70	1	44	45.38	4	5,250	
8																
9		12		12		11			12	12		11	41.54			
10		25	4	19		25	1	1	23	23		17	35.94			
11		63	17	46		63	5		63	63	2	44	38.84	4	6,750	
13		50	15	33		50	23		48	48	2	33	28.18	2		

<sup>1</sup>For renter - occupied dwelling units and vacant nonseasonal not dilapidated units, for rent.<sup>2</sup>For owner - occupied dwelling units and vacant nonseasonal not dilapidated units, for sale only.

Table 3.—CHARACTERISTICS OF HOUSING FOR CENSUS TRACTS, BY BLOCKS: 1950—Con.

Census tract	Block	All dwelling units by occupancy and tenure					All dwelling units by condition and plumbing facilities			Occupied dwelling units			Contract monthly rent <sup>1</sup>		Value <sup>2</sup> of one-dwelling-unit structures		
		Total	Owner occupied	Renter occupied	Vacant non-seasonal not dilap., for rent or sale	Other vacant and non-resident	Number reporting	No private bath or dilap.	No running water or dilap.	Total	Persons per room		Occupied by non-white	Number reporting	Average monthly rent (dollars)	Number reporting	Average value (dollars)
											Number reporting	1.51 or more					
9	17	59	22	36	1				58	58	1		37	29.75	4	7,875	
	18	19	11	8		59	1		19	19			7	35.44			
	19	61	13	48		19	9		61	61	1		47	32.46	1		
	20	48	15	32		48			47	47	1		30	32.72	4	8,750	
	21	44	16	28		44	2		44	44	1		28	33.28	6		
	22	97	20	76	1	96			96	96	4		76	32.77	6	9,750	
	23	76	14	61		76	3	5	75	75	1		61	32.43	2		
	24	54	16	38		54	10		54	54	1	3	38	27.97	5	6,400	
10	1	102	13	88	1				101	100	2		85	44.72	6	5,416	
	2	187	6	111		101	8		17	17	1		11	36.27	1		
	3	137	37	100	1	18	1		177	137	1		11	42.64	12	6,341	
	4	71	34	37		136	1		77	69	1		98	42.64	8	8,812	
	5	76	36	40	2	71	1	1	69	73	1		38	35.97	18	6,377	
	6	102	29	72	1	101	1		101	100	4		73	35.66	18		
	7	68	36	32	1	68			67	67	1		31	47.48	4	8,550	
	8	79	42	37		79			75	74	1		33	39.24	18	6,472	
	9	85	29	56		85	2		85	84	1		53	41.22	3	13,666	
	10	83	38	45		83	5	2	83	83	2		45	40.20	10	8,750	
	11	75	33	42		75	1		75	75	2		41	43.73	8	7,625	
12	83	11	72		83			83	83	2		67	39.25	2			
13	53	21	32		53			53	53	2		29	42.34	7	6,000		
14	114	37	77		114	1		114	113	1		75	40.31	17	5,823		
15	47	12	35		47			47	47	1		34	41.08	7	3,557		
11	1	149	34	114	1				148	142	5		109	33.03	3	4,333	
	2	56	11	45		56	15	52	56	56	1		66	33.51	3	5,666	
	3	105	35	70		104	34	26	105	103	1		61	29.31	6	9,083	
	4	23	7	16		23	5		23	23	3		16	28.18	3	3,666	
	5	55	2	53		55			55	55	3		33	44.09	5	9,800	
	6	124	22	101		124	29		122	122	4		100	40.21	3		
	7	47	11	34		47	5	5	45	45	4		34	34.58	4	8,750	
	8	55	21	34		54	19	16	54	54	2		41	30.34	4	9,777	
	9	53	13	41		53	7		53	53	2		29	50.15	9	15,400	
	10	123	32	91		123	7		123	122	1		42	40.38	5		
	11	61	18	42	1	61	4		60	60	1		42	40.38	5	8,400	
	12	66	22	43		65	12	8	65	64	1		42	33.88	4	8,400	
	13	74	30	43	1	74	3	3	71	67	1		35	37.00	4	6,925	
	14	54	11	43		54	24		54	54	3		41	27.78	4	5,625	
	15	38	18	20		38	4		38	37	1		19	45.52	4	5,875	
	16	66	17	48	1	66	3	16	65	64	2		42	42.30	3	6,333	
	17	68	14	44		67	19		65	64	2		42	29.09	3	7,333	
	18	65	23	44		65	10		65	63	5		39	29.09	3	7,333	
	19	1	23	41	1	62	10		64	63	5		39	28.46	8	7,175	
12	1	87	19	66		84	18		85	84	1		62	30.37	8	6,437	
	2	99	26	72	1	98	40	31	98	98	1		72	29.01	13	5,192	
	3	152	33	118		152	30	28	151	151	1		111	27.66	6	6,000	
	4	55	10	45		55	8		55	55	4		42	30.80	3	3,666	
	5	100	4	96		100	40	20	100	100	4		84	26.89	1		
	6	104	23	80		104	21	1	103	103	4		79	30.67	1	5,318	
	7	25	6	19		25	10		25	25	1		18	33.94	3	2,600	
	8	28	19	9		28	10		28	28	1		19	28.89	2		
	9	43	13	29	1	42	10	12	42	41	1		29	28.48	2		
	10	17	5	12		17	14		17	16	1		11	28.72	3	4,000	
	11	17	5	12		17	14		17	16	1		11	28.72	3	4,000	
	13	54	6	48		54	2		54	54	6		46	29.21	1		
	14	75	3	72	1	75	17	2	75	75	1		70	27.08	1		
	15	37	3	33	1	37	10	10	36	36	1		31	31.67	1		
	16	22	6	16		22	2		22	22	1		15	46.40	3	5,166	
	17	33	3	21		33	8		31	31	1		22	29.09	3	6,666	
	18	98	21	75		98	8	1	96	96	1		74	38.56	5	7,700	
19	61	20	40		61	19		60	60	2		40	30.67	14	6,214		
20	300	12	282		295	5		294	293	2	2	28	40.69	6	6,500		
21	3	1	2		3	3		3	3	2		2	40.69	1			
13	3	185	17	166	1	163	28	22	183	182	4		166	35.56	1	5,000	
	4	96	23	73		96	20	15	96	96	2		73	32.56	6	5,666	
	5	111	19	90	1	110	9	2	109	109	1		87	33.64	3	6,500	
	6	84	21	60		84	25		81	80	1		61	32.14	6	6,500	
	9	67	6	61		67			67	67	2		61	39.19	1		
	10	1				1			1	1	2						
	11	61	17	44		61	5	1	61	61	1		40	40.77	4	10,375	
	12	92	42	50		92	5		92	92	1		48	47.20	11	14,090	
13	76	15	61		74			76	76	3		58	44.31	3	12,500		
14	69	26	43		66			69	68	3		41	40.60	17	6,547		
15	80	25	55		79	1		80	80	1		51	33.13	14	7,571		
16	144	21	123		144	19	4	144	143	2		119	40.94	4	5,500		
17	21	3	18		21	1		21	21	1		18	34.05	1			
14	1	94	30	63		94	21	1	93	93	2		62	34.27	12	8,041	
	2	52	18	34		52	16	8	52	52	2		34	37.05	5	7,100	
	3	109	23	85	1	109	9		108	108	3		85	33.43	4	5,750	

<sup>1</sup>For renter - occupied dwelling units and vacant nonseasonal not dilapidated units, for rent.  
<sup>2</sup>For owner - occupied dwelling units and vacant nonseasonal not dilapidated units, for sale only.

HOUSING—BLOCK STATISTICS

Table 3.—CHARACTERISTICS OF HOUSING FOR CENSUS TRACTS, BY BLOCKS: 1950—Con.

Census tract	Block	All dwelling units by occupancy and tenure					All dwelling units by condition and plumbing facilities			Occupied dwelling units				Contract monthly rent <sup>1</sup>		Value <sup>2</sup> of one-dwelling-unit structures		
		Total	Owner occupied	Renter occupied	Vacant non-seasonal not dilap., for rent or sale	Other vacant and non-resident	Number reporting	No private bath or dilap.	No running water or dilap.	Total	Persons per room		Occupied by non-white	Number reporting	Average monthly rent (dollars)	Number reporting	Average value (dollars)	
											Number reporting	1.51 or more						
14	4	121	28	91		2	11 7	5		119	118	4		84	3 48.3	6	5,966	
	5	145	12	133			14 5	22		145	145	1		127	4 49.9	3	12,000	
	6	76	25	51			7 6	5		76	76			51	3 41.5	3	8,888	
	7	67	24	39	4		6 7	4		63	63	4		39	3 26.6	9	5,666	
	8	102	11	90			10 1	2	1	101	101	2		87	3 63.5	2		
	9	83	16	65		1	8 2	3		81	81	2		65	3 97.8	2		
	10	86	14	71		1	8 5	3		85	84	4	1	68	3 78.0	9	6,777	
	11	68	17	50		1	6 8	2		67	67	4		50	2 68.0	7	6,571	
	12	79	24	54		1	7 8	9		78	78	5		52	3 98.0	9	6,500	
	13	105	17	88			10 5	4		105	105	4		84	4 11.9	3		
	14	127	20	104	1	2	12 5	5	5	124	124	5		101	3 11.8	2		
	15	13	66	9	56	1	6 5	6	2	65	65	2		56	3 45.5			
	16	51	12	39			5 1	1		51	51	1		38	3 99.4			
	15	7	3	1	1		2			2	2			1			1	
		10	198	4	190	3	1	19 8	1	1	194	194	2	1	192	4 23.7	1	
		11	69	8	58	1	2	6 9	4		66	63	2	1	58	2 33.4	3	11,333
12		61	6	55			6 1	3		61	61	5		53	2 30.0			
13		148	10	138			14 8	8	1	148	148	4		136	2 28.9			
14		107	8	97	1	1	10 7	8	2	105	105	2		98	1 94.0			
15		67	6	58		3	6 7	3	1	64	64	3		58	1 84.6	2		
17		1					1											
18		21	4	17		1	2 1	5		21	21	1		17	1 92.3	2		
19		74	6	67			7 4	7	7	73	73	4	1	66	1 83.9			
20		173	11	158			17 3	14	14	169	169	3		156	2 13.3	2		
27		21	3	14	1	4	2 1	13		17	17	6	1	14	2 27.1	3	3,333	
28		78	16	53	1	8	7 7	4	14	69	69	5		52	2 09.0	10	4,260	
29		97	22	75			9 7	6		97	97	4		75	2 17.8	3	4,333	
30		113	42	71			11 3	2		113	113	5		69	2 31.3	29	41,344	
31		79	35	42	2		7 9	3		77	76	7		42	2 86.6	26	51,330	
16	7	83	5	76		2	8 2	7	4	81	81	7	1	75	1 79.4			
	9	13	2	11			1 3	7		13	13	1		8	2 25.0	1		
	10	17	2	14	1		1 7	13	10	16	16			15	1 43.3	1		
	11	50	6	44	1	1	4 9	10	15	48	48	4		40	1 96.0	2		
	12	24	1	23			2 4	2		23	23	1		23	2 31.7	1		
	13	92	5	86			9 2	6	6	92	92	3		89	2 55.7			
	14	99	3	95			9 9	9	2	97	97	6	3	95	2 57.7			
	15	115	3	106			11 5	6	2	109	109	6		106	2 07.1			
	18	19	2	15		3	1 9	1	10	17	17	1		17	2 02.7			
	20	50	5	41		1	5 0	3		46	46	6		44	2 07.1			
	21	19	2	15		2	1 9	1		19	19	1		17	2 02.7			
	23	83	6	77			8 3	5		83	83	2		76	1 52.5			
	24	82	5	77			8 1	5		82	81	2		77	1 77.1			
	25	127	10	117			12 7	9	4	127	127	10		116	2 01.2			
	26	101	20	79		2	10 1	4	2	99	99	1		80	2 94.1	4	9,000	
	27	165	27	131		3	16 5	8	2	158	154	3		132	2 43.8	11	6,727	
17	1	52	16	34		2	5 2	2	1	50	50	6		34	2 17.0	5	3,880	
	2	31	11	20			3 0	4		31	31	2		19	3 08.4			
	3	30	1	28		1	3 0	2	6	29	29	2		27	3 25.5			
	5	9	2	7			3 0	8		9	9			6	2 11.6			
	6	5	2	3			4			5	4			3	2 40.0	1		
	7	55	26	29			5 5	1		55	55	2		28	2 86.7	11	5,272	
	8	59	7	49		3	5 6	1		56	54	4		52	2 34.8			
	9	44	1	3			4 4	14		44	44	4		33	1 60.0	1		
	10	14	4	10			1 4			14	14	1		10	1 99.0	1		
	13	12	6	6			1 1			12	12	1	3	6	2 43.3	2	3,250	
	14	1																
	15	62	16	46			6 2	19		62	62	8		44	2 28.4	6	3,083	
	16	25	3	21		1	2 4	10		24	24	2		20	2 68.5			
	23	1																
	24	4	1	3			4			4	4			2				
	28	7					7			7	7	1						
29	13	3	9		1	1 3			12	11	5		9	1 91.4				
30	28	1	27			2 7			27	28	4		27	2 51.1				
31	1																	
46	27	15	12			2 7	4		27	27	2		12	2 40.0				
49	18	4	14			1 8	13		18	18	1		14	3 20.6	8	4,562		
50	2																	
51	120	44	75	1		12 0	11		119	119	7		72	1 67.8	3	4,666		
52	184	61	121	1	1	18 2	26	1	182	179	10		112	3 12.5	9	6,555		
53	166	44	120		2	16 6	60		164	164	7		112	2 60.4	12	4,588		
54	94	27	66			9 4	15		93	93	1		64	2 72.7	4	5,500		
55	458	4	449	1	1	4 5	2	2	453	450	20	4	4	2 75.7	12	3,966		
56	27	8	19		4	2 5	5		25	25	2		15	3 97.2	1			
57	50	18	32			5 0	2		50	50	2		31	2 90.6	1	3,333		
58	95	21	72		2	9 5	22	15	93	93	4		70	3 40.3	3	4,666		
18	1	96	1	95			9 5		1	96	95	3		92	3 30.9			
	2	63	1	62			6 2	1	1	63	63	2		59	3 20.3			
	3	45	2	43			4 5			45	45	1		43	2 56.7			
	4	1																

<sup>1</sup>For renter - occupied dwelling units and vacant nonseasonal not dilapidated units, for rent.  
<sup>2</sup>For owner - occupied dwelling units and vacant nonseasonal not dilapidated units, for sale only.

Table 3.—CHARACTERISTICS OF HOUSING FOR CENSUS TRACTS, BY BLOCKS: 1950—Con.

Census tract	Block	All dwelling units by occupancy and tenure					All dwelling units by condition and plumbing facilities			Occupied dwelling units			Contract monthly rent <sup>1</sup>		Value <sup>2</sup> of one-dwelling-unit structures		
		Total	Owner occupied	Renter occupied	Vacant non-seasonal not dilap., for rent or sale	Other vacant and non-resident	Number reporting	No private bath or dilap.	No running water or dilap.	Total	Persons per room		Occupied by non-white	Number reporting	Average monthly rent (dollars)	Number reporting	Average value (dollars)
											Number reporting	1.51 or more					
18	5	56	12	44		56	5		56	54	2		44	28.63	1		
	6	64	12	51	1	64	7	2	63	62	4		51	32.19	1		
	7	42	11	30		42	2		41	41			28	36.75	1		
	8	101	11	85		101	1		96	95	1		80	43.06	2		
	9	89		88		88			88	88	7		84	38.47			
	10	123		120		123			120	120	4		113	42.33			
	11	224	9	214	1	223	1		223	223	4	1	208	44.30	5	5,900	
	12	274	14	259		272	1	1	273	273	4		248	42.15	3	11,500	
	13	173	9	159	2	173			168	167	2		157	42.85	3	9,000	
	14	40	11	27		40			38	38			24	55.95	5	10,400	
	15	301	25	259	12	5	299	30		284	283	12	2	247	51.37	12	5,925
	19	2	192	32	156	2	2	191	53	6	188	186	11	154	28.53	19	6,357
		4	73	17	52	3	1	73	30	7	69	69		52	29.26	5	5,500
		5	45	13	31		1	45	10		44	44	1	29	26.75	2	
		6	64	15	46		3	64	26	11	61	61	2	43	25.10	2	
7		152	38	108	4	2	152	16	1	146	146	1	104	41.85	9	7,611	
8		89	12	75		2	89	23		87	87	5	73	32.45	5	8,800	
9		80	13	66		1	80	17	1	79	79	3	64	32.21	7	6,314	
10		81	11	70			81	1		81	81		66	44.66	6	7,166	
11		83	30	53			80	23	2	83	81	15	47	62.44	18	11,361	
12		61	15	46			59	12		61	61	8	42	62.47	8	10,000	
13		29	6	22	1		27	15		28	24	4	19	54.47	5	11,900	
14		75	15	60			75	6		75	75		59	36.76	4	6,250	
16		66	27	39			66	1		66	66	5	38	44.39	11	9,590	
17		70	14	56			64	19		70	63	6	48	56.91	6	10,916	
18		1															
19		29	16	12		1	25	9		28	26		10	43.30	11	12,318	
20		1	11	6	5		11	2	2	11	11			4	41.50	1	
		2	40	8	32		39	2	2	40	39	1		29	33.75		
		3	85	18	66		84	32	29	84	82		2	59	38.74		
	4	96	26	66		92	5	3	92	90		1	64	54.39	13	8,446	
	5	61	4	57		61	2		61	61			52	58.46	2		
	6	239	16	216	7	1	232	1		225	225	6	204	66.28	4	12,375	
	8	48		47		1	44		47	47	2		46	50.41			
	9	61		60	1		61		60	60	4		61	38.54			
	10	215	17	196		12	194	19	1	203	195	10	178	55.33	10	7,250	
	11	53	4	48	1		53	32		52	51	12	49	60.48	3	9,000	
	12	13	1	12			7	5		13	7	1	7	47.42			
	14	116	8	105		3	115			112	112	1	99	79.24	5	8,800	
	15	37	20	16		1	37	0		36	36		12	59.58	14	8,500	
	16	18	13	4		1	18			17	17		2		11	9,000	
	17	73	14	59			73	28		73	73	9	57	46.33	3	5,833	
	18	154	41	112		1	152	23	19	153	152	4	104	40.14	17	6,088	
	19	32	16	16			32	4	1	32	31	1	2	37.66	3	8,666	
	20	33	13	20			33	4		33	33		20	55.10	2		
	21	95	22	72	1		90	12	4	94	88	1	4	70	30.52	9	6,444
	22	95	19	75	1		94	7		94	94	4	1	75	35.45	9	6,833
	21	1	18	3	15		18	1		18	18			15	25.80		
		2	120	12	105	2	1	120	9		117	117	1	106	31.79		
3		101	4	96		1	88	25	6	100	99	2	92	40.01	1		
4		154	27	118		2	154	64	21	145	145	8	125	39.11	10	6,650	
5		115	3	112			113	3		115	114	2	110	36.72			
6		102	40	62			102	1		102	102		62	39.64	21	5,457	
7		26	14	12			26	26		26	26	1	12	43.75	8	6,125	
8		20	11	9			20	7		20	20		10	27.50	1		
9		45	20	25			45	2		45	45		25	30.56	8	5,937	
10		43	16	27			43	6	6	43	43	3	26	31.00	6	7,200	
11		74	18	56			73	8		74	73	7	53	54.07	4	10,875	
12		211	22	188		1	205	7	3	210	179	7	181	46.53	3	8,000	
13		76	32	44			70	7	4	76	74	1	40	43.10	9	7,311	
14		140	15	124		1	139	31	14	139	138	6	120	43.64	8	7,875	
15		105	27	78			104	13	5	105	105	6	73	39.41	9	15,611	
16		82	12	68	2		82	18		80	80	2	2	39.77			
22	1	129	41	87		1	128	40	3	128	127	8	86	25.73	20	3,860	
	2	31	9	29			27	2		31	28		27	30.51			
	3	59	2	50			53	19	1	59	59	2	48	24.43	5	4,200	
	4	142	29	113			142	91	46	142	142	2	112	25.78	3	5,833	
	5	54	11	42		1	54	26		53	53	1	41	24.95	2		
	6	5		3			5	5		5	5		3	50.00	1		
	7	6		6			6	1		6	6		6	30.00			
	8	23	2	21			23	3	8	23	23		19	19.73	2		
	9	53	21	32			53	9		53	53	1	29	25.82	9	4,333	
	10	126	29	97			123	55	50	126	126	8	20	23.79	9	4,944	
	11	24	2	22			22	15	15	24	24	3	11	17.77			
	12	56	10	45		1	54	39	30	55	54	3	43	21.53	1		
	13	56	8	40		8	56	48	48	48	48	5	7	22.02			
	14	19	6	10		3	17	14		16	15	2	40	19.60			
	15	92	13	77		2	90	52		90	89	1	76	23.69	2		

<sup>1</sup>For renter - occupied dwelling units and vacant nonseasonal not dilapidated units, for rent.

<sup>2</sup>For owner - occupied dwelling units and vacant nonseasonal not dilapidated units, for sale only.

HOUSING—BLOCK STATISTICS

Table 3.—CHARACTERISTICS OF HOUSING FOR CENSUS TRACTS, BY BLOCKS: 1950—Con.

Census tract	Block	All dwelling units by occupancy and tenure					All dwelling units by condition and plumbing facilities			Occupied dwelling units			Contract monthly rent <sup>1</sup>		Value <sup>2</sup> of one-dwelling-unit structures		
		Total	Owner occupied	Renter occupied	Vacant non-seasonal not dilap., for rent or sale	Other vacant and non-resident	Number reporting	No private bath or dilap.	No running water or dilap.	Total	Persons per room		Number reporting	Average monthly rent (dollars)	Number reporting	Average value (dollars)	
											Number reporting	1.51 or more					Occupied by non-white
32	7	126	22	94		10	9	1	11	10	7	7	15	19	2		
	8	121	11	78	1	9	4	1	11	8	8	6	15	22	1		
	9	101	11	88		10	4	1	10	8	8	15	8	22	3		
	11	54	10	44		5	2		7	5	3		4	1	3	8333	
	13	23		23			3		3	3	3		4	1			
	15	120	21	96	1	2	11	7	1	11	7	4	16	22			
	17	111	4	106		1	11	0	1	11	0	6	16	10			
	18	111	4	106		1	11	0	1	11	0	6	16	10			
	20	21	3	13			2	5	1	2	6	1		1	1		
	21	48	2	46			4	8		4	8	5		2	1		
33	3	4		4			4		4	4			4	2			
	5	164	2	162			15	1	16	2	2	16	16	2			
	6	70	1	69			7		7	7	1	16	6	3			
	7	22		21	1		2	1	2	2	1		6	2			
	8	64		64			6	3	6	6	3	1	6	2			
	9	1		1			1		1	1			1	2			
	11	22	5	21			2	7	2	6	6	5		2			
	12	33	7	32			3	3	3	3	3	6		2	3	2666	
	13	33	1	32			3	3	3	3	3	6		2	1		
	14	33	1	32			3	3	3	3	3	6		2	1		
34	1	62	6	56	1	4	6	4	6	6	3		5	2			
	2	103	10	88	1	2	10	6	10	9	1	4	8	2			
	3	100	6	94	1	2	10	2	10	0	1	1	15	3	3	5000	
	4	168	6	159			16	7	16	6	1	1	8	3			
	5	44	3	38	1	1	4	4	4	4	4		1	3			
	6	35	3	30	1	1	3	3	3	3	3		8	3			
	7	17	1	14			1	1	1	1	1		9	9	4	4050	
	8	22	8	14			2	2	2	2	2		1	1	2		
	9	20	8	12			1	1	1	1	1		1	1			
	10	59	11	48			1	1	1	1	1	6	6	4	2		
35	1	19	7	12			1	5	1	9	1		5	1			
	2	147	15	132	4		14	8	14	7	2	24	12	1			
	3	94	3	87			9	1	9	0	1	17	8	1			
	4	36	6	27			3	12	3	6	1		16	1			
	5	11	6	5			1	9	1	3	3		5	1			
	6	96	8	88			9	5	9	6	7	55	7	2			
	7	11	2	9			1	8	1	2	2		9	9	1		
	8	11	2	9			1	8	1	2	2		9	9	1		
	9	11	2	9			1	8	1	2	2		9	9	1		
	10	11	2	9			1	8	1	2	2		9	9	1		
36	1	176	23	153			17	20	16	17	8	4	14	3	2		
	2	133	16	103			11	7	11	11	4	2	9	3		6500	
	3	88	15	78	4		8	2	8	9	3	4	7	1			
	4	88	21	74			8	1	8	5	7	4	6	3		6214	
	5	100	13	85		3	14	15	15	15	2	8	1	7		5214	
	6	90	18	75			9	30	8	9	3	14	3	3		5733	
	7	90	18	75			9	30	8	9	3	14	3	3			
	8	6	4	5		1	5	3	5	5	3	3	12	5			
	9	2	2	2			2	2	2	2	2	3	2	2			
	10	2	2	2			2	2	2	2	2	3	2	2			
37	1	37	5	32			3	3	3	3	3		3	1			
	2	37	5	32			3	3	3	3	3		3	1			
	3	37	5	32			3	3	3	3	3		3	1			
	4	37	5	32			3	3	3	3	3		3	1			
	5	37	5	32			3	3	3	3	3		3	1			
	6	37	5	32			3	3	3	3	3		3	1			
	7	37	5	32			3	3	3	3	3		3	1			
	8	37	5	32			3	3	3	3	3		3	1			
	9	37	5	32			3	3	3	3	3		3	1			
	10	37	5	32			3	3	3	3	3		3	1			

<sup>1</sup>For renter - occupied dwelling units and vacant nonseasonal not dilapidated units, for rent.  
<sup>2</sup>For owner - occupied dwelling units and vacant nonseasonal not dilapidated units, for sale only.



Table 3.—CHARACTERISTICS OF HOUSING FOR CENSUS TRACTS, BY BLOCKS: 1950—Con.

Census tract	Block	All dwelling units by occupancy and tenure					All dwelling units by condition and plumbing facilities			Occupied dwelling units			Contract monthly rent <sup>1</sup>		Value <sup>2</sup> of one-dwelling-unit structures		
		Total	Owner occupied	Renter occupied	Vacant non-seasonal not dilap., for rent or sale	Other vacant and non-resident	Number reporting	No private bath or dilap.	No running water or dilap.	Total	Persons per room		Occupied by non-white	Number reporting	Average monthly rent (dollars)	Number reporting	Average value (dollars)
											Number reporting	1.51 or more					
37	2	85	7	78		80	1	1	85	83			77	36.53	1		
	3	129	29	100		127	3	1	129	128		3	97	36.53	7	8,714	
	4	44	9	35		43	8	3	44	44		2	35	32.68	3	6,000	
	5	222	5	214	1	222	157	134	219	219	17	4	204	22.31			
	6	132	22	110		132	3		132	132	6	1	107	39.59	7	8,142	
	7	62	18	43		58	17	7	61	57	10	1	42	47.92	8	10,200	
	8	133	21	111	1	132	20	9	132	131	9	2	110	39.99	4	10,250	
	10	106	14	92		104	3	3	106	106	3		89	25.53	2		
	11	182	31	136	7	181	39	5	167	166	12	21	135	27.78	1		
	38	3	34		34		34	13	13	34	33	5	13	32	26.56		
		4	32	3	29		32	19	18	32	32	4	17	27	23.51	1	
5		67	11	55	1	67	45	36	66	66	2	11	55	23.21	3	3,000	
7		3	1	1		3	1	1	2	2		1	1	1			
8		25	1	24		23	14	10	25	24	5	19	22	28.50			
9		19	3	16		19	6	6	19	19	1	1	15	24.85			
10		22	2	20		22	16	16	22	22			19	25.78			
11		26	1	25		26	20	20	26	25	5	9	25	19.68			
12		70	10	60		67	12	4	70	68	1	4	59	30.77	1		
13		12	2	7		12	6	3	9	9		1	7	35.57			
14		37	7	30		37	17	9	37	37	1	11	30	24.56	2		
15		87	6	78	1	87	56	3	84	84	1	1	74	22.47			
16		12	2	9		11	1		11	11			9	28.33			
17		117	22	86		109	52	3	108	106	6	1	81	23.77	3	8,000	
18		161	20	132		160	121	1	152	150	13	21	122	16.91			
19		179	19	157		176	118	5	176	174	7		154	22.33			
20		27	3	22		26	3		25	25			22	24.27			
39		3	124	16	107	1	124	1	1	123	123	3		102	23.58		
		4	109	11	98		96	41		109	109	3		96	21.40		
	5	88	3	85		88	72	49	88	88	10	57	82	17.76			
	8	52	2	48	1	52	45	12	50	50	6	3	47	16.29			
	9	35		35		35	21		35	35	1		34	19.14			
	10	163	15	147	1	161	97	47	162	162	4	1	144	21.26	3	13,000	
	13	3		3		3	3		3	3	1		3	18.33			
	15	116	9	107		116	54		116	115	6	2	104	16.96			
	40	7	1														
		9	14	8	6		14			14	14			6	45.83	6	11,000
10		31	14	17		31			31	31			16	47.56	11	7,409	
11		59	11	48		59			59	59	3		44	42.25	3	6,833	
12		43	14	28		43			42	42			27	40.18	5	6,400	
14		44	14	29	1	43			43	43	1		29	44.75	1		
15		113	36	73	4	113	3		109	109	2	1	72	36.20	14	8,300	
16		17	3	14		17	1	1	17	17	1	2	14	27.64	2		
17		163	24	136	3	142			160	160	3		137	38.48			
18		156	77	76	3	155	1	1	153	152	1		73	40.80	37	7,648	
19		196	86	109	1	169			195	195	5		107	33.93	26	6,261	
20		96	41	54	1	95	3		95	95	5		54	33.33	17	7,558	
21		181	76	104	1	153	1		180	178	4		104	34.50	18	7,222	
22		29	12	16		27			28	28			16	31.68	1		
23		162	17	144	1	144	2	1	161	154	4		143	40.87	5	7,800	
24		29	14	14		29	4		28	28			14	26.07	1	6,000	
26		14	5	9		13			14	14			9	28.66	3		
27		29	4	25		29			29	29			25	28.96			
29		80	36	43	1	61	1		79	79	1		43	33.06	16	5,925	
30	168	64	103	1	166			167	165	3		95	31.55	20	5,475		
41	1	120	24	96		120	26	7	120	119	11	39	94	36.01	7	8,428	
	2	91	11	80		91			91	90	1	1	74	41.50	6	13,000	
	3	302	31	270	1	277	2	2	301	291	1		253	70.59	21	18,285	
	4	185	66	118		179	1	1	184	182	1		113	53.38	39	11,679	
	5	176	50	123	1	174	2	2	173	172	4		110	53.30	25	15,000	
	6	181	31	150		179	2		181	179	2		140	60.65	26	13,480	
	7	169	26	140		160	1		166	160	1		128	70.68	16	15,750	
	8	184	9	175		180			184	180	2		159	81.10	2		
	10	49	13	25	2	49			38	37		1	24	114.66	12	20,000	
	11	279	33	246		261	2	2	279	277	6		230	70.50	20	11,000	
	12	121	23	98		116	29	27	121	120	2		89	53.65	11	5,536	
	13	200	19	179		193	55	52	198	190		8	169	52.27	8	5,437	
	14	181	39	142		178	51	39	181	179	13	74	137	40.19	9	4,322	
	15	218	49	167	2	216	30	17	216	213	6	38	156	42.50	14	5,571	
	16	6	4	2		6	1	1	6	6			4	2			
	17	48	15	33		47	5	4	48	47	1	15	30	38.66	6	5,333	
	18	124	46	78		121	29	18	124	122	4	13	72	46.00	29	8,372	
	19	206	14	192		205	1		206	203	6		188	67.11	6	28,000	
	20	53	41	11	1	49			52	48			8	90.62	32	20,140	
	21	195	37	154	2	157			191	188	2		147	69.49	27	23,481	
	22	190	29	161		170	10		190	190	4		154	60.70	19	14,684	
	23	103	23	79	1	100	6		102	98		12	77	56.93	17	8,764	
	24	51	10	39	1	51	4		49	49		6	36	33.66	7	9,071	
	25	7	2	5		7			7	7			5	39.40			
	26	56	2	52	2	55	7	1	54	54	3	39	53	27.82	1		

<sup>1</sup>For renter-occupied dwelling units and vacant nonsensational not dilapidated units, for rent.  
<sup>2</sup>For owner-occupied dwelling units and vacant nonsensational not dilapidated units, for sale only.

HOUSING—BLOCK STATISTICS

Table 3.—CHARACTERISTICS OF HOUSING FOR CENSUS TRACTS, BY BLOCKS: 1950—Con.

Census tract	Block	All dwelling units by occupancy and tenure					All dwelling units by condition and plumbing facilities			Occupied dwelling units			Contract monthly rent <sup>1</sup>		Value <sup>2</sup> of one-dwelling-unit structures		
		Total	Owner occupied	Renter occupied	Vacant non-seasonal not dilap., for rent or sale	Other vacant and non-resident	Number reporting	No private bath or dilap.	No running water or dilap.	Total	Persons per room		Number reporting	Average monthly rent (dollars)	Number reporting	Average value (dollars)	
											Number reporting	1.51 or more					Occupied by non-white
41	27	88	13	74		1	87	18	14	87	87	1	16	71	51.19	6	11,550
	28	182	37	145			178	17	10	182	181	3	2	140	50.41	17	9,305
42	1	57	16	41			52	4	4	57	53	5	19	38	25.92	8	6,125
	2	42	9	33			40			42	41	4	4	30	40.26	4	5,250
	3	105	16	87	1	1	101	10	4	103	100	4	5	83	46.14	12	9,875
	4	13	5	8			13	2		13	12	9	7	28.85	3	6,666	
	5	175	40	134	1	1	170	1		174	169	5	21	126	39.59	10	7,300
	6	78	27	49	2		78			76	76			47	44.91	17	7,029
	7	32	17	15			31			32	32			14	55.35	9	12,222
	8	17	12	5			17			17	16	2	4	4		7	6,785
	9	68	14	54			68	4	4	68	68		23	53	33.62	10	4,140
	10	34	7	26		1	33	3	2	33	33	3	7	24	21.41	4	6,000
	11	117	19	98			115	5		117	115	3	2	90	52.08	13	6,115
	12	116	29	87			116	2	1	116	116	1	1	83	43.61	10	9,000
	13	150	57	92	1	1	149	4	2	149	149	3	3	90	44.41	30	7,350
	14	149	25	123	1	1	147	1		148	147	2	2	116	47.27	11	8,972
	15	58	31	27			58	1	1	58	57			25	51.64	12	10,125
	16	131	49	81		1	130			130	130			79	37.11	22	9,136
	17	229	42	187			224	2	2	229	228	5	1	174	48.14	12	8,583
	18	130	42	88			122	1		130	130	3		84	54.02	24	8,979
43	1	98	56	42			85	24		98	89	8	9	36	44.11	29	6,734
	2	172	38	134			170	30	16	172	170	15	37	122	37.71	7	5,000
	3	35	5	30			35	16	12	35	35	3	7	28	31.60	1	
	4	82	29	52	1		80	26	17	81	81	6	24	52	37.21	18	6,227
	5	57	36	21			53	11		57	56	4		18	45.83	17	6,729
	6	8	6	2			8			8	8			2		6	5,666
	7	64	12	48	1	3	64			60	60			46	38.06	8	6,687
	8	14	4	10			14	1		14	14	1	6	9	37.22		
	9	75	38	35		2	73	3		73	72	5		32	42.00	19	7,110
	10	45	19	25		1	45	8		44	44	2	3	24	37.25	14	7,335
	11	53	8	44		1	50	29	16	52	49	10	20	29	37.41	2	
	12	61	11	50			60	3	1	61	60		43	50	36.50	6	7,166
	13	33	15	18			33			33	33	2	21	18	29.77	14	3,492
	14	70	13	57			70	16	12	70	70	4	57	55	31.78	5	5,000
	15	127	23	103		1	117	13	10	126	125	1	15	96	43.28	14	5,678
	16	43	16	23	2	2	32	12	2	39	32	6	18	18	49.44	11	5,990
	17	124	32	92			118			124	119	6	7	78	46.50	18	5,611
44	1	87	19	68			86	26	24	87	86	4	22	60	37.66	14	7,785
	2	72	24	48			71	21	20	72	71	5	54	48	36.58	10	6,600
	3	12	5	7			12	4	4	12	12		9	6	34.50	4	6,000
	4	59	27	35	1		57	5	5	58	58		56	34	41.97	12	5,125
	5	69	2	43			65	18	18	69	69	2	55	42	32.28	17	4,388
	6	136	19	117			124	14	5	136	133	14	92	113	28.26	2	
	7	127	22	104	1	1	121	7	67	126	125	15	115	103	28.54	8	5,875
	8	64	13	51			62	9	4	64	62	4	46	45	33.20	7	4,314
	9	57	18	39			54	11	6	57	56	6	24	37	40.91	10	6,300
	10	187	56	131			187	26	3	187	187	6	119	126	37.08	22	5,550
	11	96	19	77			94	22	5	96	94	10	92	73	30.17	4	6,000
45	1	29	5	24			29	5	4	29	29	4	8	23	26.08	3	6,000
	2	12	2	10			12			12	12			10	33.40	1	
	3	17	4	12		1	17	2		16	16			11	52.72		
	4	52	11	41			52	1		52	52	1	2	39	28.56	1	
	5	56	8	47		1	56	5	2	55	55	1	1	47	28.17	2	
	6	147	19	127	1	1	145			146	146	5	5	126	47.55	8	12,375
	7	107	1	104	1	2	107			105	105	4		101	48.69	1	
	8	46	29	15		1	46	4		44	44	1	1	14	55.78	21	5,280
	9	67	38	29			66	9	3	67	67			27	45.48	23	11,282
	10	48	33	15			48	3	2	48	48	1		14	39.42	24	7,954
	11	25	8	17			25			25	25	1		16	25.81	1	
	12	72	19	53			72			72	72	3		53	36.50	5	5,900
	13	129	72	57			129	1	1	129	127	4		57	38.89	29	6,379
	14	25	23	2			25	4		25	25			2		21	5,985
	15	180	68	112			178	14	4	180	180	6		109	43.81	43	7,604
	16	75	31	39		2	73	9	4	70	68	3	3	35	39.45	21	10,166
	17	57	27	30			55	9	7	57	55	2	8	24	35.54	11	7,227
	18	136	37	99			132	7	6	136	134	7	31	95	38.17	11	8,545
	19	100	41	58		1	100	20	11	99	98	3	1	56	44.01	20	7,975
	20	88	37	51			87	5		88	81	1		50	40.64	15	9,166
21	74	39	35			73			74	67	2		33	34.60	9	6,500	
22	18	1	17			18			18	18	2	14	17	31.88			
46	1	69	21	48			68	20	15	69	69	4	42	45	28.93	10	4,910
	2	34	11	23			34	2		34	34	2	17	23	28.52	3	5,000
	4	109	6	103			108			109	103	2		103	34.21		
	5	134	10	124			133	1	1	134	133	5	12	120	30.22		
	6	95	15	80			95	1		95	95	4		80	38.21	3	5,666

<sup>1</sup>For renter - occupied dwelling units and vacant nonseasonal not dilapidated units, for rent.  
<sup>2</sup>For owner - occupied dwelling units and vacant nonseasonal not dilapidated units, for sale only.

Table 3.—CHARACTERISTICS OF HOUSING FOR CENSUS TRACTS, BY BLOCKS: 1950—Con.

Census tract	Block	All dwelling units by occupancy and tenure					All dwelling units by condition and plumbing facilities			Occupied dwelling units			Contract monthly rent <sup>1</sup>		Value <sup>2</sup> of one-dwelling-unit structures			
		Total	Owner occupied	Renter occupied	Vacant non-seasonal not dilap., for rent or sale	Other vacant and non-resident	Number reporting	No private bath or dilap.	No running water or dilap.	Total	Persons per room		Occupied by non-white	Number reporting	Average monthly rent (dollars)	Number reporting	Average value (dollars)	
											Number reporting	1.51 or more						
46	7	71	28	43					71	71	2		4	42	354.8	8	7,312	
	8	114	41	73					114	114	7		18	72	287.7	17	13,705	
	9	199	57	142					199	197	8		10	137	267.5	7	6,000	
	10	137	43	94					137	134	9		30	89	265.5	28	3,978	
	11	30	5	25					30	30	1		2	89	247.5			
	12	12	1	11					12	12	1		3	7	247.1	4	3,000	
	13	72	22	50		1			71	71	1		3	49	242.4	9	5,333	
	14	25	6	19					25	24	1		3	19	234.8	3	4,666	
	16	5	2	3					5	5			3	3	220.0			
	17	6	4	2					6	6			2	2		2		
	47	5	6	1	5				6	6	3		4	5	35.00			
		6	62	8	53				62	26	1		10	52	249.0	3	4,166	
		8	24	14	9		1		23	7	1		9	9	32.33	6	4,133	
		9	12	4	8				11	7			9	8	31.37	4	5,375	
		10	102	21	80		1		99	34	1		6	27	68	252.7	5	3,260
		11	68	11	55		2		68	27	1		5	27	57	277.0	2	
		12	59	5	54				58	17			9	19	54	250.7	1	
13		53	9	42		1		53	21	1		2	1	42	249.5	2		
14		18		18				18	18	18			5	18	184.4			
16		36	5	31				35	15	1		2	31	220.9				
17		92	22	70				92	26	5		6	9	69	238.4	3	15,000	
18		77	23	54				75	28	18		8	15	52	280.0	7	4,928	
19		61	17	44				60	14	5		3	3	38	282.8	7	8,085	
20		49	13	36				44	7	6		2	1	31	339.6	4	6,525	
21		66	21	44		1		60	43	43		4	10	37	342.9	2		
22		82	20	62				82	14			1	4	61	254.7	2		
23		41	10	31				40				2	8	30	293.6	3	5,666	
24	78	27	51				77	9	9		3	2	49	248.7	13	4,753		
25	94	31	63				94	4	2		2	6	62	303.9	15	4,533		
26	129	44	85				128	20	1		3	3	84	317.1	16	6,687		
27	16	1	15				16	14	13			2						
48	1	173	60	111			171	5	1				109	326.1	28	6,836		
	2	84	46	38			84						38	345.7	29	6,224		
	4	5		5			5	5	5				1					
	6	80	38	42			80						42	334.7	22	6,327		
	7	199	62	135		2		199	3				131	367.7	32	7,343		
	8	138	65	73				135					1	69	361.0	14	8,428	
	9	108	38	68		2		108	14	2			6	69	366.3	3	8,666	
	11	74	35	36		2		73					1	39	306.4	9	2,966	
	12	170	41	127		3		170	21	18			2	118	284.5	10	6,300	
	13	52	17	34		1		50	6	5			1	34	276.1	5	1,800	
	14	6		6				5					4	4	442.5			
	15	32	2	30				32	1	1				29	275.8			
	16	27	9	17		1		27	8	6			1	18	250.0	1		
	17	62	17	45				61	14	9			6	44	249.3	4	4,000	
	18	22	6	16				22	17	16			2	15	203.3	2		
	49	1	146	37	109			145						106	511.3	15	8,400	
		2	121	60	59		2		119	6	5			57	411.9	33	8,960	
3		113	51	62				113	1				61	452.6	22	9,113		
4		138	37	101				138	3				101	447.9	8	10,100		
5		69	20	49				69					49	470.2	8	7,625		
6		82	48	31		3		82	2				31	440.3	30	8,933		
7		8	3	5				8					5	258.0	1			
9		34	2	32				34	12	12			5	29	247.5			
10		65	17	48				65					1	48	472.5	3	7,666	
11		123	10	113				123	7				2	110	543.7	1		
12		117	27	89		1		117	2	2			1	89	424.9	3	5,833	
13		189	84	105				186	5	1			4	101	398.6	11	7,681	
14		66	15	50		1		66						48	502.2	6	7,833	
15		175	72	96		4		170	4	1			2	93	504.3	13	12,807	
16		53	25	28		3		51	2				1	25	206.0	6	18,166	
50		1	78	27	50			66	16	1				60	421.3	7	8,571	
		2	165	43	122			154	7	3				80	422.7	20	8,765	
	3	86	37	49			83	31	30				77	301.8	4	4,375		
	4	177	11	164		2		167	63	62			152	292.8	6	7,333		
	5	70	8	62			66	56	53				9	64	291.5	2		
	6	14	2	12			14	3	3				6	12	301.6			
	7	99	21	76		2		91	7	2			7	88	267.7	10	4,750	
	8	224	44	179		1		199	29	18			7	107	358.4	15	5,200	
	9	131	16	115				123	22	7			5	97	272.2	3	4,166	
	10	62	2	60				60	11	9			3	56	283.0			
51	1	86	21	65			86	3	2				16	393.4				
	2	61	22	38		1		59	4				20	351.3	7	6,714		
	3	125	45	80			125	4	4				51	358.9	29	4,931		
	4	250	30	219		1		238	3	2			26	439.4	10	7,250		
	5	27	11	16				27					1	15	409.3	1		

<sup>1</sup>For renter - occupied dwelling units and vacant nonseasonal not dilapidated units, for rent.  
<sup>2</sup>For owner - occupied dwelling units and vacant nonseasonal not dilapidated units, for sale only.

HOUSING—BLOCK STATISTICS

Table 3.—CHARACTERISTICS OF HOUSING FOR CENSUS TRACTS, BY BLOCKS: 1950—Con.

Census tract	Block	All dwelling units by occupancy and tenure					All dwelling units by condition and plumbing facilities			Occupied dwelling units			Contract monthly rent <sup>1</sup>		Value <sup>2</sup> of one-dwelling-unit structures		
		Total	Owner occupied	Renter occupied	Vacant non-seasonal not dilap., for rent or sale	Other vacant and non-resident	Number reporting	No private bath or dilap.	No running water or dilap.	Total	Persons per room		Occupied by non-white	Number reporting	Average monthly rent (dollars)	Number reporting	Average value (dollars)
											Number reporting	1.51 or more					
51	6	125	19	106					125	124	6	66	104	33.43	7	6,642	
	7	232	31	198	3				230	227	9	71	198	29.95	1		
	8	150	23	126	1				149	149	1	13	125	42.36	2		
52	1	144	40	104				144	144	3	32	99	32.73	9	5,500		
	2	182	34	146	2			180	179	4		142	38.50				
	3	171	32	137		2		165	168		1	137	35.79	3	10,833		
	4	293	60	231	2			290	290	7	16	228	35.10	4	6,250		
	5	253	61	191	1			233	251	5	21	189	33.39	15	8,533		
	6	102	41	61				75	101			58	46.87	2			
	7	185	34	150	1			183	184	4	1	146	42.98	4	8,750		
	8	97	32	65				97	96			57	41.15	5	10,800		
	9	250	18	232				246	249	9		214	48.50	6	10,500		
	10	114	29	84	1			101	113	1		80	47.66	1			
53	1	140	54	86				140	140	1		86	35.76	8	8,312		
	2	161	20	138	3			154	156	7	1	133	38.65	9	10,888		
	3	104	30	73	1			103	103		5	74	38.21	15	9,300		
	4	15	1	14				15	14			14	38.28				
	5	135	26	105	4			135	131	4	8	102	33.04	8	8,125		
	6	59	19	40				59	59	2		40	37.52	7	7,285		
	7	83	30	53				83	83	2		51	34.43	17	8,911		
	8	22	9	13				12	21			13	43.84	3	6,500		
	9	55	17	37		1		43	54	1		36	39.08	7	5,800		
	10	169	50	113	3	3		155	163	2	2	110	40.02	10	5,950		
	11	159	62	96	1			85	158	2		89	45.95	2			
	12	34	12	22				34	34	1		22	39.77	6	10,000		
	13	40	17	23				40	40	1		22	45.00	2			
	14	5	3	2				5	5	1		2		2	1		
54	1	153	21	131	1			152	152	3		129	43.71	1			
	3	259	86	169	2			255	255	1	2	165	54.11	8	8,062		
	6	415	209	169	13	24		414	378	4		178	58.09	103	12,291		
	7	115	30	83				115	112			81	49.43	8	10,750		
	8	131	9	121	2			119	130	1		117	47.67	3	5,633		
	9	62	24	37	1	1		62	61		2	35	49.02	1			
	10	79	6	73				73	79	2		67	40.31	1			
	55	1	190	50	140				175	190	7		139	35.16	4	9,250	
		2	185	63	100	2			185	183	1	13	102	42.70	15	11,533	
		3	72	18	53	1			72	71	3	4	53	39.64	4	6,375	
4		168	37	130	1			167	167	3		129	36.54	8	8,125		
5		249	33	214	1			247	247	1	3	212	33.46	5	5,800		
7		139	22	116	1	1		137	137	1	3	114	31.18	11	5,336		
8		209	28	179	1			209	207	6		178	32.09	12	4,666		
9		84	23	60	1			84	82	1		60	36.98	5	8,700		
10		99	13	86	1			98	98	5		84	40.59	4	8,500		
56		1	42	14	27	1			42	41	1		27	40.88	5	5,400	
	2	18	6	12				18	18			10	53.00	1			
	3	125	55	69		1		122	124	1		64	48.79	13	10,153		
	4	139	59	80				133	139	2		76	41.21	1			
	5	158	71	85	1	1		156	155	3		84	38.52	6	7,500		
	6	140	51	89				140	140	4	1	88	42.46	1			
	7	106	57	48	1			106	105	4		46	53.54	27	11,500		
	8	96	51	45				96	96	1		44	45.93	29	11,227		
	9	53	22	30	1			52	52	1		30	57.86	4	14,250		
	10	52	16	36				52	52	2	2	35	43.82	3	3,666		
57	1	221	26	190	2	3		210	213	7		186	40.39	3	8,666		
	2	299	82	216	1			297	298	5		216	31.03	20	6,320		
	3	130	14	116				127	130	3	2	111	35.53	5	5,300		
58	4	141	41	100				141	141	1		100	37.27	5	7,000		
	5	151	29	119	1	2		143	147	4		118	37.18	3	9,333		
	58	1	162	59	103				159	161	2	2	98	46.17	5	7,800	
2		122	45	77				96	122	6		73	44.21	24	6,562		
3		57	20	36	1			57	56	4		36	48.86	4	8,500		
4		156	45	108	2	1		125	153	4		105	41.64	10	7,600		
5		60	8	51	1			60	59	1		51	38.21	3	6,333		
6		44	13	31	1			44	44	4		31	32.41	4	5,500		
7		72	23	49				71	72	3		48	36.10	7	5,985		
8		76	14	61	1			76	75	1		61	35.31	6	5,833		
9		107	25	80	2			107	105	4		81	31.02	2			
10		65	36	29				65	65			29	42.86	15	8,000		
11	113	36	77				111	113	6	1	76	36.85	16	7,375			

<sup>1</sup>For renter - occupied dwelling units and vacant nonseasonal not dilapidated units, for rent.  
<sup>2</sup>For owner - occupied dwelling units and vacant nonseasonal not dilapidated units, for sale only.

Table 3.—CHARACTERISTICS OF HOUSING FOR CENSUS TRACTS, BY BLOCKS, 1950—Con.

Census tract	Block	All dwelling units by occupancy and tenure					All dwelling units by condition and plumbing facilities			Occupied dwelling units			Contract monthly rent <sup>1</sup>		Value <sup>2</sup> of one-dwelling-unit structures		
		Total	Owner occupied	Renter occupied	Vacant non-seasonal not dilap., for rent or sale	Other vacant and non-resident	Number reporting	No private bath or dilap.	No running water or dilap.	Total	Persons per room		Occupied by non-white	Number reporting	Average monthly rent (dollars)	Number reporting	Average value (dollars)
											Number reporting	1.51 or more					
58	12	54	15	38	1	54			53	53			36	48.83	10	11,900	
59	1	53	22	31		53			53	53			30	40.36	4	12,000	
	2	102	64	36	2	96			100	100			38	41.34	28	11,875	
	3	105	83	22		96			105	105			22	41.22	65	10,830	
	4	131	42	88	1	128	9		130	128	2		86	42.26	15	6,566	
	5	18	16	2		18			18	18			2	2	16	17,812	
	6	54	24	28	1	54	3	1	52	52			28	36.92	16	9,312	
	7	75	26	49		75			75	75	1		47	46.95	9	8,000	
	8	53	1	52		52			53	53	2		52	42.78			
	9	53	20	33		52	7	4	53	52			30	41.46	7	5,785	
	10	31	10	21		25	2	1	31	31	1	1	18	38.33	6	6,500	
	11	128	43	85		127	2		128	128	3		85	35.16	7	6,571	
	12	13	8	5		13			13	13			5	44.80			
	13	166	69	94		166	12	10	163	163	3		94	32.86	13	5,230	
	14	52	17	34	1	50			51	51			35	35.14	8	7,875	
	15	72	31	41		72	2		72	71			41	34.19	14	7,464	
	16	148	38	110		145	1	1	148	147	4		105	34.40	8	7,125	
	17	340	109	230		337	16	6	339	337	17		283	34.70	27	6,833	
	18	70	32	38		66	3		70	68	1		36	33.58	7	6,214	
	19	38	15	23		38			38	38	1		21	37.42			
	20	41	6	34	1	35	9		40	40	3		35	23.54			
	21	41	8	31		38			39	38	4		28	43.92	6	5,666	
	22	8	6	2		7			8	8			2	2	4	5,125	
	23	9	7	2		9			9	9			2	2	5	5,800	
	24	12	5	7		12			12	12			6	35.83			
	25	56	26	30		56	1	1	56	56	1		29	35.06	6	5,916	
60	1	153	45	106	2	151	5	1	151	149	1		104	40.69	5	7,100	
	2	95	28	67		95			95	95	2		66	42.07	2		
	3	96	28	68		96	1		96	96	3		66	45.54	2		
	4	94	38	55	1	94			93	93	1		55	46.07	4	11,250	
	5	38	9	29		38			38	38			27	38.55	2		
	6	83	34	49		83	3	3	83	83	3		47	37.80	6	10,416	
	7	34	9	24	1	34			33	32		1	25	36.56			
	8	80	35	45		80			80	80			45	38.88			
	9	59	23	33		59	2		56	56	1		33	33.87	4	6,200	
	10	25	12	12	1	24	2		24	23	1		12	31.56	6	6,083	
	11	32	14	18		32	1	1	32	31		2	18	29.50	7	4,857	
	12	30	17	13		29	1	1	30	30	1		12	40.58	10	5,850	
	13	104	27	76	1	104	4	1	103	97	4		76	37.97	12	6,625	
	14	69	27	41	1	68	5	1	68	66	2		40	43.50	6	5,833	
	15	89	38	49	1	89	12		87	87	2		49	39.44	17	8,911	
	16	38	10	28		24			38	38	2	9	28	35.92	3	4,000	
	17	82	30	51	1	81	5	5	81	81	3		50	38.60	9	5,222	
	18	60	26	34		60	3	1	60	60	3		33	43.54	5	9,200	
	19	39	8	29		39	8	8	37	37	2		29	40.20			
	20	12		12		12	2	2	12	12	3		12	36.66			
	21	46	8	38		45	5	5	46	46	6		38	35.34	3	6,333	
	22	80	4	76		73	6	5	80	80	6		76	39.38			
	23	119	27	90		108	8		117	117	6		89	28.54	9	5,944	
	61	1	84	36	48		84	10	3	84	84	1		46	32.63	13	5,407
		2	37	12	25		37	1	1	37	37			25	32.44	4	4,000
3		30	18	12		30			30	30			11	38.45	10	5,950	
4		62	28	33	1	61			61	61	3		31	33.83	19	5,484	
5		59	23	35		59			58	58	3		34	36.76	6	7,166	
6		199	36	159		180	3	2	195	195	3		157	33.15	9	7,111	
7		45	7	38	4	43	14	14	45	45	2	7	38	29.39			
8		57	17	40		53			57	57	5		40	26.90	5	5,900	
9		28	7	21		24			28	27			21	29.80	1		
10		15	3	12		15			15	15			12	28.25			
11		54	22	32		42	1	1	54	54	2		31	35.70	5	8,100	
12		131	53	76		127	3		129	128	1		73	37.15	20	6,015	
13		54	18	34		54	4	3	52	52	1		33	31.09	11	6,409	
14		38	25	13		38	1		38	38			13	38.84	12	9,375	
15		30	10	20		30			30	30			20	32.15			
16		30	6	23	1	30			29	29	1		24	39.04	1		
17		55	27	26		55	1	1	53	53	2		24	34.12	17	5,705	
18		5		5		5			5	5			5	40.00			
62		1	60	12	45	2	56	19	18	57	53			46	44.15	6	5,383
		2	51	24	27		51	6	1	51	51			26	35.07	14	6,607
		3	187	42	145		183	16		187	183	1		145	32.99	11	7,909
		4	59	21	38		59	10	5	59	59	2		38	34.05	12	7,083
		5	117	36	78	2	115	10	6	114	111	2		76	32.92	12	7,458
		6	98	42	55		98	3	1	97	96	4		54	36.25	20	7,700
		7	30	14	16	1	29	1		30	29			16	38.31	10	9,170
	8	91	35	55	1	90	8	7	90	90			56	38.51	10	7,430	
	9	122	59	63		120	3	1	122	121	1		61	38.14	19	8,289	
	10	91	21	70		89	5		91	91	4		68	44.95	6	5,916	
	11																
	12	68	10	57	1	67			67	67	3		57	33.54	1		

<sup>1</sup>For renter - occupied dwelling units and vacant nonseasonal not dilapidated units, for rent.  
<sup>2</sup>For owner - occupied dwelling units and vacant nonseasonal not dilapidated units, for sale only.

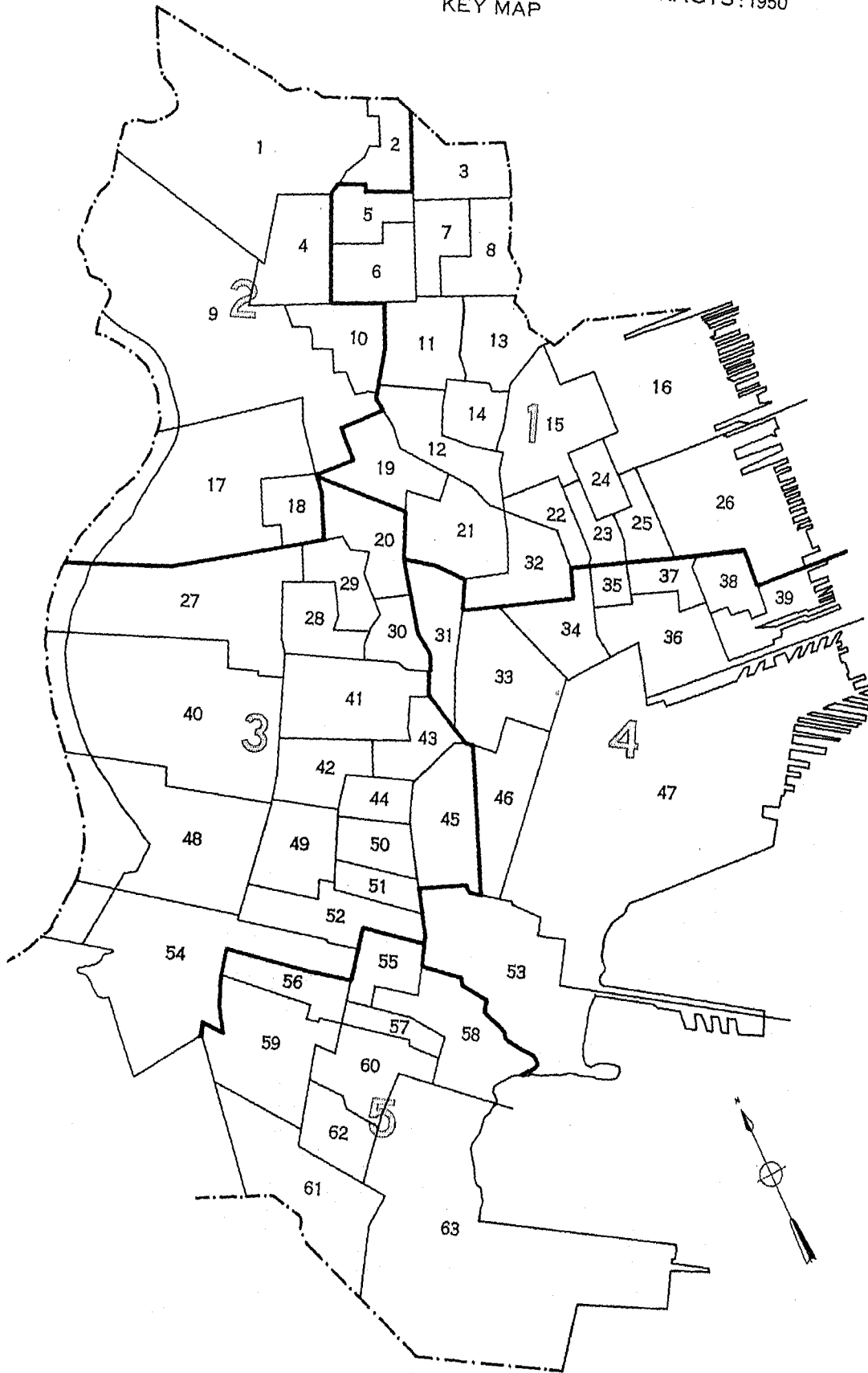
HOUSING—BLOCK STATISTICS

Table 3.—CHARACTERISTICS OF HOUSING FOR CENSUS TRACTS, BY BLOCKS: 1950—Con.

Census tract	Block	All dwelling units by occupancy and tenure					All dwelling units by condition and plumbing facilities			Occupied dwelling units			Contract monthly rent <sup>1</sup>		Value <sup>2</sup> of one-dwelling-unit structures			
		Total	Owner occupied	Renter occupied	Vacant non-seasonal not dilap., for rent or sale	Other vacant and non-resident	Number reporting	No private bath or dilap.	No running water or dilap.	Total	Persons per room		Number reporting	Average monthly rent (dollars)	Number reporting	Average value (dollars)		
											Number reporting	1.51 or more					Occupied by non-white	
62	13	177	59	118					173	10	6	177	173	8	115	35.72	8	10,075
63	3	37	12	24	1				32			36	36	2	23	40.47	6	5,833
	4	1																
	5	34	19	15					34			34	34		15	41.66		
	6	45	21	24					44			45	44		23	42.73	1	
	7	119	19	98		2			114	3		117	114	4	95	43.76	12	9,333
	8	117	33	84					115	6		117	114	1	76	41.28	16	7,500
	9	25	13	12					24			25	24		11	45.45	7	10,214
	10	46	21	25					46	4		46	45	4	21	42.19	11	6,590
	11	81	33	46	2				79			79	77	2	44	47.47	21	8,214
	12	66	31	34	1				65	4	3	65	64	1	31	46.45	15	6,666
	13	84	23	61					83			84	83	2	57	40.91	15	7,666
	14	90	41	48		1			86	1	1	89	87	3	48	33.00	19	5,342
	15	87	34	53					87	1		87	86		53	47.79	13	7,576
	16	130	37	91		2			129	2	1	128	128	1	88	38.27	12	6,583
	17	101	23	73		5			94	7	7	96	94	3	71	36.23	7	8,571
	18	54	26	28					54			54	54	2	25	40.92	8	6,500
	19	83	29	54					82			83	83	3	53	39.50	7	11,514
	20	67	31	36					66			67	67		36	35.08	17	9,764
	21	108	48	60					106			108	108	1	59	34.64	17	9,588
	22	50	24	26					46			50	49	1	26	35.92		

<sup>1</sup>For renter-occupied dwelling units and vacant nonseasonal not dilapidated units, for rent.  
<sup>2</sup>For owner-occupied dwelling units and vacant nonseasonal not dilapidated units, for sale only.

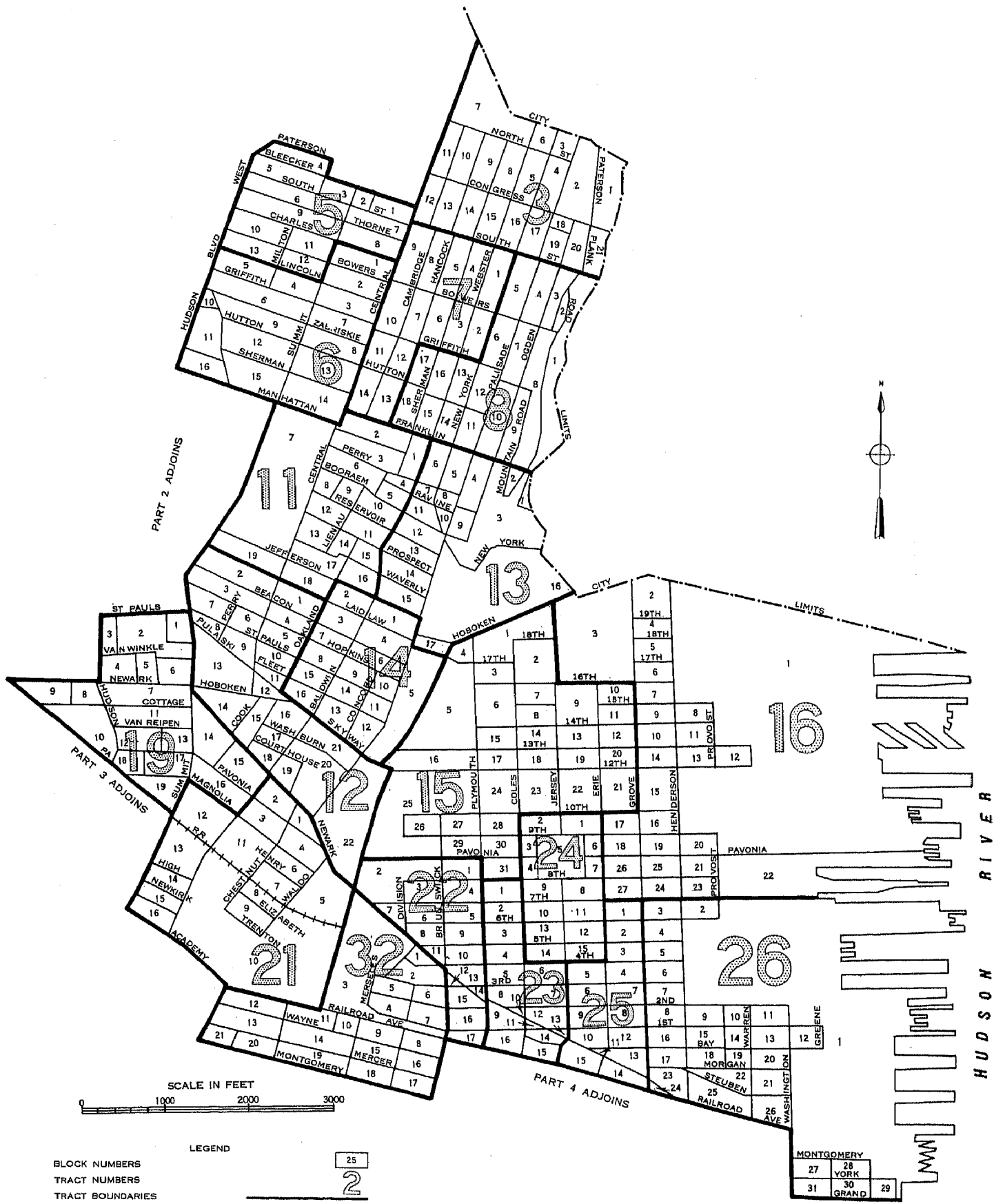
JERSEY CITY, NEW JERSEY, BY CENSUS TRACTS : 1950  
KEY MAP



LEGEND  
TRACT NUMBER 9  
PART NUMBER 1

# JERSEY CITY, NEW JERSEY, BY CENSUS TRACTS AND BLOCKS: 1950

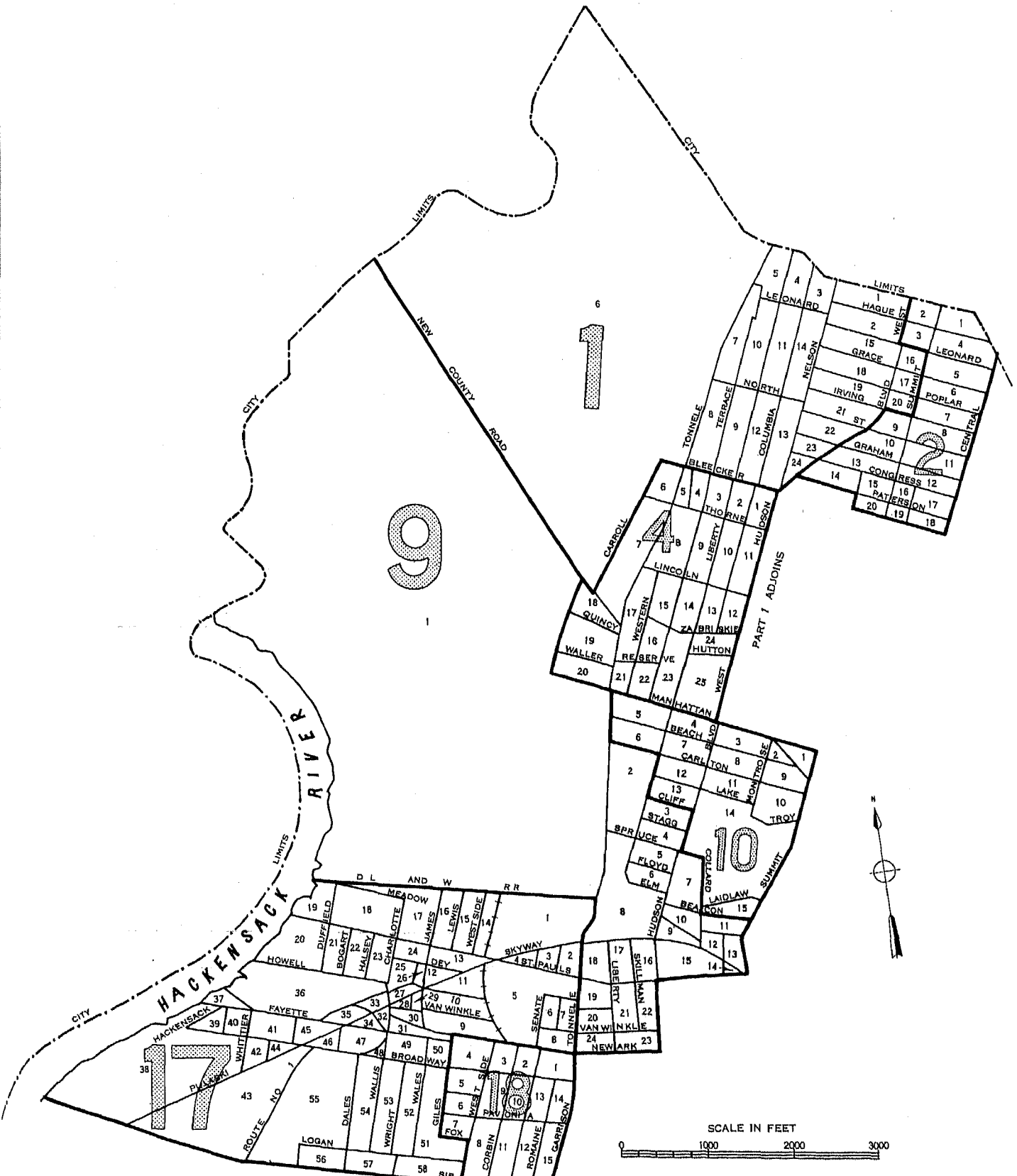
PART 1 OF 5 PARTS





JERSEY CITY, NEW JERSEY, BY CENSUS TRACTS AND BLOCKS: 1950

PART 2 OF 5 PARTS



PART 3 ADJOINS

LEGEND

- BLOCK NUMBERS
- TRACT NUMBERS
- TRACT BOUNDARIES

U.S. DEPARTMENT OF COMMERCE, BUREAU OF THE CENSUS





