


1950 UNITED STATES CENSUS OF HOUSING

U. S. DEPARTMENT OF COMMERCE • BUREAU OF THE CENSUS



JOHNSTOWN, PA.

**BLOCK
STATISTICS**

U. S. CENSUS OF HOUSING: 1950

Volume

- I General Characteristics
- II Nonfarm Housing Characteristics
- III Farm Housing Characteristics
- IV Residential Financing
- V Block Statistics

Housing statistics for census tracts are to be included in the Population reports on census tracts.

U. S. CENSUS OF POPULATION: 1950

Volume

- I Number of Inhabitants
- II Characteristics of the Population

Succeeding volumes will cover the following subjects:

Census Tracts, Nativity and Parentage, Nonwhite Population by Race, Persons of Spanish Surname, Institutional Population, Differential Fertility, Labor Force Characteristics, Occupation, Industry, Income, Internal Migration, Education, Characteristics of Families and Households.

UNITED STATES CENSUS of HOUSING : 1950
U. S. DEPARTMENT OF COMMERCE BUREAU OF THE CENSUS
CHARLES SAWYER, Secretary ROY V. PEEL, Director



BLOCK STATISTICS

**JOHNSTOWN
PENNSYLVANIA**


*Prepared under the supervision of
Howard G. Brunzman, Chief
Population and Housing Division*

1950 HOUSING CENSUS REPORT

VOLUME V, PART 88

UNITED STATES GOVERNMENT PRINTING OFFICE 1952

BLOCKS • WARDS





BUREAU OF THE CENSUS

ROY V. PEEL, *Director*

A. ROSS ECKLER, *Deputy Director*
HOWARD C. GRIEVES, *Assistant Director*
CONRAD TAEUBER, *Assistant Director*
MORRIS H. HANSEN, *Assistant Director for Statistical Standards*
ROBERT Y. PHILLIPS, *Assistant Director for Operations*
CALVERT L. DEDRICK, *Coordinator, International Statistics*
FRANK R. WILSON, *Information Assistant to the Director*

Population and Housing Division—

HOWARD G. BRUNSMAN, *Chief*
WAYNE F. DAUGHERTY, *Assistant Chief for Housing*
ROBERT B. VOIGHT, *Assistant Chief for Operations*
HENRY S. SHRYOCK, JR., *Assistant Chief for Population*
EDWIN D. GOLDFIELD, *Program Coordinator*

Quality and Equipment Statistics—Robert C. Hamer, *Chief*
Inventory Statistics—Carl A. S. Coan, *Chief*
Developmental Programs—J. Hugh Rose, *Chief*
Residential Financing—Junia H. Honnold, *Chief*
Territories and Possessions—Joel Williams, *Chief*
Statistical Sampling—Joseph Steinberg, *Chief*
Statistical Procedure—Morton A. Meyer, *Chief*
Processing Operations—Milton D. Lieberman, *Chief*

Administrative Service Division—WALTER L. KEHRES, *Chief*
Agriculture Division—RAY HURLEY, *Chief*
Budget Officer—CHARLES H. ALEXANDER
Business Division—HARVEY KAILIN, *Acting Chief*
Field Division—LOWELL T. GALT, *Chief*
Foreign Trade Division—J. EDWARD ELY, *Chief*
Geography Division—CLARENCE E. BATSCHLET, *Chief*
Governments Division—ALLEN D. MANVEL, *Chief*
Industry Division—MAXWELL R. CONKLIN, *Chief*
Machine Tabulation Division—C. F. VAN AKEN, *Chief*
Personnel Division—HELEN D. ALMON, *Chief*

SUGGESTED IDENTIFICATION

U. S. Bureau of the Census. *U. S. Census of Housing: 1950. Vol. V, Block Statistics, Part 88.*
U. S. Government Printing Office, Washington, D. C., 1952

For sale by the Superintendent of Documents, U. S. Government Printing Office, Washington 25, D. C.,
or any of the Field Offices of the Department of Commerce - Price 20 cents

PREFACE

This report presents statistics on characteristics of dwelling units by blocks for the city. The tabulations are based on data from the 1950 Census of Housing, taken as of April 1, 1950. Authorization for the 1950 Census of Housing as part of the Seventeenth Decennial Census was provided by the Housing Act of 1949 approved July 15, 1949.

The major portion of the information compiled from the 1950 Census of Housing appears in Volume I, *General Characteristics*; Volume II, *Nonfarm Housing Characteristics*; Volume III, *Farm Housing Characteristics*; Volume IV, *Residential Financing*; and Volume V, *Block Statistics*. Volume V consists of separate reports, issued as bulletins for each of the 200 cities which in 1940 or in a subsequent census had a population of 50,000 or more. These reports will not be bound into a single publication.

The subjects covered in both the 1950 and 1940 reports on characteristics of dwelling units by blocks are substantially similar.

This report was prepared under the direction of Howard G. Brunsman, Chief, Population and Housing Division, and Wayne F. Daugherty, Assistant Chief for Housing. Robert C. Hamer, Chief, Quality and Equipment Statistics Section, was in charge of coordinating the content and the format of the report with assistance from Carl A. S. Coan, Chief, Inventory Statistics Section; Floyd D. McNaughton, Chief, Equipment and Facilities Unit; Beulah Washabaugh, Chief, Tenure and Vacancy Unit; and Walter A. Hines. The compilation of the statistics was under the supervision of Robert B. Volght, Assistant Chief for Operations.

The collection of the information on which these statistics are based was under the supervision of Lowell T. Galt, Chief, Field Division. The geographic work, including the assignment of all block numbers and the preparation of maps, was under the supervision of Clarence E. Batschelet, Chief, Geography Division. The data were tabulated under the supervision of C. F. Van Aken, Chief, Machine Tabulation Division.

March 1952.

JOHNSTOWN, PA.

CONTENTS

INTRODUCTION

	Page		Page
General.....	1	Definitions and explanations—Continued	
Related reports.....	1	Persons per room.....	2
Use of data.....	1	Color of occupants.....	2
Comparability with 1940 Housing Census data.....	1	Contract monthly rent.....	2
Definitions and explanations.....	1	Value of one-dwelling-unit structures.....	2
Dwelling unit.....	1	Number reporting.....	2
Occupancy and tenure.....	2	Block identification.....	2
Condition and plumbing facilities.....	2		

TABLES

	Page
Table 1.—Characteristics of housing for the city: 1950.....	3
Table 2.—Characteristics of housing by wards: 1950.....	3
Table 3.—Characteristics of housing for wards, by blocks: 1950.....	4

Map of city, by blocks, appears following last page of tables.

BLOCK STATISTICS

INTRODUCTION

GENERAL

Volume V of the Reports on Housing consists of a separate report for each of the 209 cities which in 1940, or in a subsequent census prior to 1950, had a population of 50,000 or more. Each report presents for the city, by blocks, tabulations for a limited number of subjects obtained in the Census of Housing. The subjects in these reports are similar to those in the block statistics supplements to Volume I of the reports of the 1940 Census of Housing. The subjects in this report present the number of dwelling units classified by occupancy and tenure, condition and plumbing facilities, persons per room, color of occupants, average contract monthly rent of renter-occupied and selected vacant units, and the average value of one-dwelling-unit owner-occupied and selected vacant structures. In table 1, the statistics for these subjects are summarized for the city. Table 2 contains the statistics for wards; these are the only statistics for wards that will be published from the 1950 Census of Housing. In table 3, the data are presented by blocks within wards and block areas. Maps identifying the location of each block and the ward boundaries are a part of this report.

Related reports.—Related statistics for this city are contained in the Reports on Housing, Volume I, *General Characteristics*; and in the Reports on Population, Volume I, *Number of Inhabitants*, and Volume II, *Characteristics of the Population*.

The Reports on Housing for each State in Volume I present data on the characteristics of dwelling units for the State by residence (urban, rural nonfarm, and rural farm), for standard metropolitan areas, urbanized areas, counties, for urban places, places of 1,000 to 2,500 inhabitants, and rural-nonfarm and rural-farm dwelling units for each county. Each report includes the following subjects: occupancy, tenure, race of occupants, type of structure, year built, condition and plumbing facilities, water supply, toilet and bathing facilities, number of rooms, number of persons, persons per room, electric lighting, heating equipment, heating and cooking fuels, refrigeration equipment, kitchen sink, radio, television, and, for nonfarm units, the contract monthly rent, gross monthly rent, and value of one-dwelling-unit structures.

Volume I of the Reports on Population shows the 1950 population of each county and of each minor civil division within the county. It also contains figures for each incorporated place, for each unincorporated place with 1,000 or more inhabitants, and for incorporated places of 5,000 or more by wards. A special series of tables presents data for each urbanized area giving the incorporated places and portions of minor civil divisions within it.

Volume II of the 1950 Population Reports contains statistics on the general characteristics of the population. Chapter A of this volume repeats the figures on number of inhabitants as shown in Volume I; Chapter B presents demographic, economic, and social characteristics of the population; and Chapter C gives more detailed cross-classifications for States and large cities and standard metropolitan areas.

Use of data.—The tabulation of housing characteristics for areas as small as city blocks provides descriptive material of considerable value for technical studies of housing in the city. The statistics will be useful in compiling totals for special types of areas that may be defined to meet the requirements of individual investigators. Users of the data should bear in mind that in

practically all cases the data for a given block represent the work of only one enumerator. Consequently, housing characteristics for blocks are subject to a wider margin of error than is to be expected in the figures for tracts or wards which represent returns made by a number of enumerators. Misinterpretation of instructions by one enumerator may cause a significant bias in the statistics for a block even though it may have a negligible effect upon the figures for larger areas. In particular, the enumeration of "condition" depended to a considerable extent upon the judgment of the individual enumerator. Also, failure to indicate the correct block number for a significant number of dwelling units may introduce errors into the block data.

Comparability with 1940 Housing Census data.—In the 1940 Census of Housing, reports entitled "Block Statistics" were issued as supplements to the first series of Housing bulletins. These supplements consisted of separate reports for each of the 191 cities which had 50,000 inhabitants or more in 1930.

In the 1950 reports, the block numbers used are different, in most cases, from those used in the 1940 reports. Therefore, to compare 1940 and 1950 data for a given block, it is necessary to locate the block on the maps to obtain the corresponding 1940 and 1950 block numbers.

The subjects in both the 1940 and 1950 reports are substantially similar. However, data on number of structures, year built, and mortgage status have been omitted from the 1950 report. Furthermore, in the 1940 reports average contract or estimated monthly rent was reported for all dwelling units while in 1950 average contract monthly rent is reported for some, and average value for other, dwelling units.

DEFINITIONS AND EXPLANATIONS

More detailed and complete definitions are presented in Volume I of the Housing Reports.

Dwelling unit.—In general, a dwelling unit is a group of rooms or a single room, occupied or intended for occupancy as separate living quarters, by a family or other group of persons living together or by a person living alone.

A group of rooms, occupied or intended for occupancy as separate living quarters, is a dwelling unit if it has separate cooking equipment or a separate entrance. A single room, occupied or intended for occupancy as separate living quarters, is a dwelling unit if it has separate cooking equipment or if it constitutes the only living quarters in the structure. Also, each apartment in a regular apartment house is a dwelling unit even though it may not have separate cooking equipment. Excluded from the dwelling unit count are large rooming houses, institutions, dormitories, and transient hotels and tourist courts.

In the 1940 Census, a dwelling unit was defined as the living quarters occupied or intended for occupancy by one household. A household consisted of a family or other group of persons living together with common housekeeping arrangements, or a person living entirely alone. However, the enumerator was not explicitly instructed to define rooms as dwelling units on the basis of cooking equipment or separate entrance.

The number of dwelling units in the 1950 Census may be regarded as comparable with the number of dwelling units in the 1940 Census. Some living quarters may have been classified as separate dwelling units in the one census and not in the other. Further, in the 1950 Census, living quarters with five or more

lodgers were not tabulated as dwelling units; generally, such quarters were included in the 1940 dwelling unit count. However, the net effect of these changes is probably small.

Occupancy and tenure.—Dwelling units are classified by occupancy and tenure into four groups: owner-occupied; renter-occupied; vacant nonseasonal not dilapidated, for rent or sale; and other vacant and nonresident. A dwelling unit is classified as owner-occupied if it was owned wholly or in part by the head of the household or by some related member of his family living in the dwelling unit. All other occupied units are classified as renter-occupied whether or not cash rent was actually paid for living quarters. Rent-free units and living accommodations received in payment for services performed are thus included with the renter-occupied units.

A dwelling unit is considered vacant if no persons are living in it at the time of enumeration. New units not yet occupied were enumerated as vacant dwelling units if construction had proceeded to the extent that all the exterior windows and doors were installed and final usable floors were in place. The classification "Vacant nonseasonal not dilapidated, for rent or sale" is descriptive of the vacant dwelling units reported in this classification. "Other vacant and nonresident" units include all dilapidated and seasonal vacant units as well as the not dilapidated units which were not for rent or sale.

Because of changes in enumeration procedures, the counts of total vacant units in 1940 and 1950 are not strictly comparable. In 1940, vacant units were enumerated if they were habitable; units uninhabitable and beyond repair were excluded from the enumeration. In 1950, units were included regardless of condition if they were intended for occupancy as living quarters. Therefore, no comparison should be made between the data on "vacant nonseasonal not dilapidated, for rent or sale" units from the 1950 Census and data in the 1940 Census reports.

In both censuses, dwelling units occupied entirely by non-residents were included with vacant units not for rent or sale. Trailers, tents, houseboats, and railroad cars which were vacant were excluded from the dwelling unit inventory in both 1950 and 1940.

Condition and plumbing facilities.—Data on condition of a dwelling unit are shown in combination with data for selected plumbing facilities and are, therefore, limited to units for which both condition and plumbing facilities are reported. Plumbing facilities include water supply, toilet facilities, and bathing facilities.

The category "with private bath" includes those dwelling units reported with both a flush toilet and a bathtub or shower inside the structure for the exclusive use of the occupants of the unit. The category "no private bath" includes those dwelling units not having private flush toilet or not having private bathing facilities. The "no running water" category includes units with only piped running water outside the structure or with only other sources such as a hand pump.

A dwelling unit is "dilapidated" when it is run-down or neglected, or is of inadequate original construction, so that it does not provide adequate shelter or protection against the elements or it endangers the safety of the occupants.

Persons per room.—The number of persons per room has been computed for each occupied dwelling unit by dividing the number of persons in the dwelling unit by the number of rooms in the dwelling unit. All persons enumerated in the Population Census as members of the household (including lodgers, servants, and other nonrelated persons) are counted in determining the number of persons that occupy the dwelling unit. The number of rooms in the dwelling unit includes all rooms available for living quarters throughout the year. Not counted as rooms are bathrooms, closets, pantries, halls, screened porches, and unfinished rooms in the basement and attic.

Color of occupants.—Occupied dwelling units are classified by color of head of household according to the definition used in the

1950 Census of Population. The group designated as "nonwhite" consists of Negroes, Indians, Japanese, Chinese, and other non-white races. Persons who are not definitely Indian or of other nonwhite race are classified as white.

Contract monthly rent.—Contract monthly rent is the rent, at the time of enumeration, contracted for by the renter regardless of whether it includes furniture, heating fuel, electricity, cooking fuel, water, or personal services.

Monthly rent for vacant dwelling units is the amount asked for the dwelling unit at the time of enumeration. The average monthly rent relates to renter-occupied dwelling units and vacant nonseasonal not dilapidated units for rent. Dwelling units which are occupied "rent-free" are not included with the units reporting rent.

Value of one-dwelling-unit structures.—Average value is shown for owner-occupied dwelling units and vacant nonseasonal not dilapidated units which are for sale only. Value is shown only if the unit is in a one-dwelling-unit structure without business and if it is the only dwelling unit included in the property. The value represents the amount for which the owner estimates that the property, including such land as belongs with it, would sell under ordinary conditions and not at a forced sale. For vacant units, value is the sale price asked by the owner.

Number reporting.—Occupancy and tenure are reported for all dwelling units, and color of occupants is reported for all occupied units. The corresponding distributions for these subjects in table 1 are based on all dwelling units and on occupied units, respectively. For all other subjects, the distributions are based on the units for which the specific characteristics are reported, that is, the "Number reporting."

The number of dwelling units for which the enumerator obtained no report on a particular item is shown for the city totals only; however, the number "not reported" can easily be derived for each area in tables 2 and 3 by subtracting the number reporting from the total number of dwelling units (or total occupied).

Block identification.—A map or series of maps is included in this report showing block numbers for each block, number and letter designations for wards and block areas, and the names of principal streets.

Blocks are identified by serial numbers, a separate series of numbers being used for each ward or for a group of wards. Thus, the location of each block for which data are presented in table 3 may be determined by referring to the ward and block number shown on the map. Similarly, data for a specific block may be located in the table by reference to the map for the identification numbers of the ward and block.

In some cities "block areas" have been established to facilitate the numbering of blocks in groups of less than 1,000. This may cause a break in the sequence of block numbers within a ward. Where this occurs each part of the ward that is in a separate block area is distinguished on the map, and in the table the data are shown for blocks in numerical order within each block area section of the ward. When a boundary of a ward cuts through a block separating the block into segments, the statistics for each segment are tabulated in the ward in which it is physically located on the map. In such cases, to obtain the statistics for the entire block it is necessary to add the statistics for all segments.

If no dwelling units are reported for a block, the block number is not listed in table 3, although it is shown on the map. Dwelling units for which the block number was not reported are indicated in the table by the symbol "NR." Detailed data are not shown for such dwelling units, nor for blocks containing fewer than three dwelling units. Average monthly rent is not shown when the monthly rent was reported for fewer than three dwelling units. Average value is not shown when the value of one-dwelling-unit properties was reported for fewer than three dwelling units. All dwelling units are included, however, in the statistics for the city and for each ward.

Table 1.—CHARACTERISTICS OF HOUSING FOR THE CITY: 1950

Subject	Number	Percent	Subject	Number	Percent
OCCUPANCY AND TENURE			PERSONS PER ROOM		
All dwelling units.....	17,475	100.0	Occupied dwelling units.....	17,308	...
Owner occupied.....	7,371	42.2	Number reporting.....	17,158	100.0
Renter occupied.....	9,937	56.9	1.50 or less.....	16,903	96.2
Vacant nonseasonal not dilapidated, for rent or sale.....	70	0.4	1.51 or more.....	655	3.8
Other vacant and nonresident.....	97	0.6	Not reported.....	150	...
CONDITION AND PLUMBING FACILITIES			CONTRACT MONTHLY RENT		
All dwelling units.....	17,475	...	Renter-occupied, and vacant nonseasonal not dilapidated units, for rent—Number reporting.....	9,544	...
Number reporting.....	17,260	100.0	Total contract monthly rent..... dollars..	296,526	...
With private bath, not dilapidated.....	12,477	72.3	Average monthly rent..... dollars..	31.07	...
No private bath, with running water, not dilapidated.....	3,705	21.5	VALUE OF ONE-DWELLING-UNIT STRUCTURES		
No running water or dilapidated.....	1,078	6.2	Owner-occupied, ¹ and vacant nonseasonal not dilapidated units, for sale only—Number reporting.....	4,386	...
Condition or plumbing facilities not reported.....	215	...	Total value or sale price..... dollars..	31,289,700	...
No private bath or dilapidated.....	4,783	27.7	Average value..... dollars..	7,134	...
COLOR OF OCCUPANTS					
Occupied dwelling units.....	17,308	100.0			
White.....	16,767	96.9			
Nonwhite.....	541	3.1			

¹Restricted to 1-dwelling-unit properties.

Table 2.—CHARACTERISTICS OF HOUSING BY WARDS: 1950

Ward	All dwelling units by occupancy and tenure					All dwelling units by condition and plumbing facilities			Occupied dwelling units			Contract monthly rent ¹		Value ² of one-dwelling-unit structures		
	Total	Owner occupied	Renter occupied	Vacant nonseasonal not dilap., for rent or sale	Other vacant and nonresident	Number reporting	No private bath or dilap.	No running water or dilap.	Total	Persons per room	Occupied by non-white	Number reporting	Average monthly rent (dollars)	Number reporting	Average value (dollars)	
									Number reporting	1.51 or more						
TOTAL	17475	7371	9937	70	97	17260	4783	1078	17308	17158	655	541	9544	31.07	4386	7,134
1	738	157	567	7	7	728	182	57	724	719	19	1	553	40.20	64	10,501
2	284	56	225	2	1	281	78	20	281	279	14		220	44.85	23	8,956
3	128	16	111	1	1	124	61	10	127	123	16	1	104	32.37	1	
4	301	29	265	1	6	293	155	5	294	294	27	65	255	29.57	5	4,120
5	672	185	480	1	6	665	105	11	665	657	14	6	466	37.90	70	7,255
6	1268	406	848	2	12	1253	235	63	1254	1246	31	38	812	35.03	222	6,308
7	1674	696	960	9	9	1656	325	114	1656	1629	42	34	926	32.55	350	7,342
8	1620	935	671	9	5	1606	181	51	1606	1599	24		637	39.43	649	9,025
9	720	237	471	7	5	716	315	129	708	706	55	76	457	25.84	121	5,180
10	445	197	247	1	1	440	227	32	444	440	28	10	239	22.32	90	4,724
11	690	299	385	4	2	675	326	24	684	678	29	17	356	20.93	190	4,556
12	612	226	379	4	3	607	237	105	605	601	52	191	365	25.71	148	3,762
13	192	73	117	7	2	186	88	15	190	189	12	15	113	24.43	8	8,237
14	264	76	186	2	2	261	215	44	262	255	26	32	182	15.43	16	3,675
15	355	70	284	1	1	327	263	97	354	351	36	44	273	18.86	13	3,984
16	742	229	509	1	3	725	509	63	738	726	59	5	484	18.47	102	4,747
17	3299	1489	1784	14	12	3273	501	127	3273	3247	69	1	1731	33.15	983	7,529
18	715	404	308	1	2	701	225	17	712	704	27	2	288	28.44	260	6,606
19	686	428	252	2	4	682	144	29	680	671	11		230	31.06	315	7,925
20	1664	932	717	4	11	1657	306	46	1649	1643	55	2	690	30.72	696	7,179
21	406	231	171	1	3	404	105	19	402	401	9	1	163	27.96	160	6,580

¹For renter-occupied dwelling units and vacant nonseasonal not dilapidated units, for rent.

²For owner-occupied dwelling units and vacant nonseasonal not dilapidated units, for sale only.

HOUSING—BLOCK STATISTICS

Table 3.—CHARACTERISTICS OF HOUSING FOR WARDS, BY BLOCKS: 1950

[Detailed statistics not shown for blocks containing fewer than 3 dwelling units, nor for dwelling units not allocated by blocks (designated by NR)]

Ward	Block	All dwelling units by occupancy and tenure					All dwelling units by condition and plumbing facilities			Occupied dwelling units			Contract monthly rent ¹		Value ² of one-dwelling-unit structures		
		Total	Owner occupied	Renter occupied	Vacant non-seasonal not dilap., for rent or sale	Other vacant and non-resident	Number reporting	No private bath or dilap.	No running water or dilap.	Total	Persons per room		Number reporting	Average monthly rent (dollars)	Number reporting	Average value (dollars)	
											Number reporting	1.51 or more					Occupied by non-white
1	6	15	4	11		15			15	15		11	41.45	2			
	7	6		4		6	4		6	6	1	3	37.23	1			
	8	6		3		6			6	6		3	47.33	4			
	10	19		5		19	5		19	18		14	46.07	1	11500		
	11	10		4		10			10	10		3	51.66	1	8000		
	12	5		1		5			5	5		3	16.66	1			
	21	32		3	26		31	6	1	29	29		26	41.23	1		
	22	10		3	7		10			10	10		7	40.71			
	23																
	24	19		1	18		19	3		19	19		18	26.05			
	25	13		5	8		13	8	6	13	13	1	8	32.75	3	7333	
	26	8		4	4		8			8	8		4	24.00	4	10375	
	28	7		2			7			7	7		5	35.00	2		
	29	15		5	10		15			15	15		10	44.00	1		
	30	15		3	11		15	6		14	14		11	56.00	2		
	31	16		4	12		16	6		16	16		11	28.63	3	4133	
	32	18		5	12	1	17	6	8	17	16	3	12	32.91	2		
	33	8		1	6		8	3		8	8		6	60.83			
	34	18		2	16		18			18	18		16	39.25			
	35	9		1	8		9			9	9		8	34.00	1		
	36	5		2	3		5			5	5		5	44.00	2		
	37	9		4	5		9			9	9		5	44.00	2		
	38	6		5	1		6	2		6	6		1	42.00	1		
	39	17		3	13	1	17	13		16	16	2	14	42.00	1		
	48	2					2			2	2				2		
	49	2		2	1		3			3	3	4	20	34.90	2		
	50	22		2	20		20	11	7	22	22	1	6	30.50	1		
	51	9		2	7		9	1	1	9	9		9	54.55	1		
	52	12		3	8	1	12			11	11		12	57.73	1		
	53	16		3	13		16	9	3	16	16		12	57.73	1		
	54	23		10	13		23	3	2	23	23		13	33.53	4	5675	
	55	14		5	9		14	3	2	14	14		9	42.00			
	56	15		5	9		15	4	4	15	15		13	51.61			
	57	11		6	5		11	4		11	11	1	5	35.60	2		
	58	20		4	16		20	11		20	20	1	16	43.12	1		
	59	15		2	13		15			15	15		12	38.08	1		
	64	10		2	8		10			10	10		7	34.71	2		
	65	11		3	8		11	1	1	11	11		8	35.12	2		
	66	11		2	9		11	2		11	11	1	9	48.11			
	67	23		5	18		23	4		23	23	1	18	30.83	3	5500	
	68	13		6	7		13	7		13	13	1	7	50.00	2		
	69	11			11		11			11	11		11	40.09			
	70	36		4	32		36	6	1	36	35		30	45.56			
	71	18		6	12		17	1		18	18		12	56.33	1		
	72	16		2	13		16			15	15		13	44.38			
	80	20		3	15	2	20	4		18	18	1	17	39.76			
	81	19			19		19	5		19	19		19	37.00			
	82	4			3	1	4	4		3	3		4	30.00			
	83	28		3	25		28	1		28	28		20	40.70	1		
	84	34		6	27	1	32	14		33	32		27	30.33			
	85	9		1	8		9			9	9		7	42.85			
	86	10			9		9			9	9		8	53.00			
	87	15			15		15	10	10	15	15	1	14	42.07			
	2	3	2				2			2	2		1		1		
		4	3		1		3			3	3		1	58.66	1		
		13	13		4		13	1		13	13		9	33.25	1	5666	
		14	11		7		11			11	11		4	31.64	6		
		15	14			14				14	14	1	14	35.66			
		16	18		5	13		18		18	18		12	27.00	2		
		17	15		5	10		15	4		15	15	1	10	27.42	3	5500
		18	10		3	7		10	3		10	10	1	7	43.72	3	12666
		19	18		6	11	1	17	5		17	17	2	11	42.00		
		20	5			5		5			5	5		5	65.28	1	
		40	9		1	8		9			9	9		7	66.50		
		41	5		1	4		5			5	5		4	41.63	3	7000
		42	16		5	11		16			16	16	1	11	50.56		
		43	18		2	16		18	7		18	18	1	16	61.85		
44		10		1	7	1	10	3	1	8	8	1	7	32.25	1		
45		8			8		8	3		8	8		8	54.66			
46		5		1	4		5			5	5		3	46.88			
47	11		1	10		9	7		11	10	1	9	41.83				
73	7		1	6		7			7	7		6	57.33				
75	5		2	3		5			5	5		3	57.33				
76	20		3	17		20	5		20	20	2	16	57.25				
77	17			17		17	14	6	17	17	1	17	59.41				
78	2					2			2	2							
79	18		2	16		18	4	2	18	18		16	56.43				
91	24		1	23		23	22	12	24	23	3	23	25.56				
3	92	37	3	33	1	37	27	10	36	36	9	34	37.14				
	93	11	2	9		11	3		11	11		9	33.22				
	94	15	1	14		15	2		15	15	3	14	27.42				
	95	1				1			1	1		1					

¹For renter - occupied dwelling units and vacant nonseasonal not dilapidated units, for rent.

²For owner - occupied dwelling units and vacant nonseasonal not dilapidated units, for sale only.

Table 3.—CHARACTERISTICS OF HOUSING FOR WARDS, BY BLOCKS: 1950—Con.

Ward	Block	All dwelling units by occupancy and tenure					All dwelling units by condition and plumbing facilities			Occupied dwelling units			Contract monthly rent ¹		Value ² of one-dwelling-unit structures		
		Total	Owner occupied	Renter occupied	Vacant non-seasonal not dilap., for rent or sale	Other vacant and non-resident	Number reporting	No private bath or dilap.	No running water or dilap.	Total	Persons per room		Occupied by non-white	Number reporting	Average monthly rent (dollars)	Number reporting	Average value (dollars)
											Number reporting	1.51 or more					
3	97	13	3	10		10	3		13	9			9	23.77			
	108	9	1	8		9	6		9	9			8	34.25			
	109	1															
	111	14		14		14	8		14	14	1		14	23.57			
	114	1															
	114	7	3	4		6	4		7	7	1		3	31.00			
	115	1															
	118	2															
	118	7		7		7	4		7	7	2		6	38.66			
	119	1															
	130	8	3	5		8	4		8	8			4	30.25	1		
4	98	6		6		6	3		6	6			6	27.66			
	101	1															
	110	12		12	1	12	10		12	12	3		12	24.75			
	110	5	3	2		5	5		5	5		1	4	40.95			
	110	5	1	4		5	5		5	5	9		5	25.92			
	110	8		8		8	7		8	8	4		8	32.28			
	111	13		13		13	12		13	13	1		13	18.00			
	111	10		10		10	6		10	10		4	9	26.77			
	111	11	2	9		11	11		11	11	1		9	23.88			
	111	20	1	19		20	13		20	20	1		18	30.83			
	233	40	9	30		40	20	1	39	39	5	2	28	25.71	3	51.66	
	233	42	9	33		42	13		39	39	2	2	29	30.03	1		
	233	8	4	4		8	2		10	10	1		5	34.00	1		
	5	3	35	13	21		35	7	1	34	32	1	1	21	31.76		
		14	14	4	10		14	2		14	14			10	50.10	4	82.75
		23	23	8	15		23	4	2	23	23	1		15	34.93		
		23	6		6		6	6		6	6			6	35.33		
		23	13		13		13	8		13	13			13	21.00		
		98	19	5	14		19	8		19	19	3		14	36.50	2	
		100	15	2	13		15	15		15	15			13	33.61		
111		14		14		14	2		14	13			13	45.15			
113		4		4		4	3		4	4			1	43.00			
14		17	5	11	1	16	2		16	16	1		10	29.50	3	48.66	
15		14	5	9		14	3		14	14	1		9	28.55	3	70.00	
16		11	4	7		10	3		11	11			7	30.71	2		
17		22	4	18		22	4		22	22			18	41.00	2		
18		2		2		2			2	2							
19		4	1	3		4			4	4			3	30.00	1		
20		6		6		6	6		6	6			6	56.66			
22		7	2	5		7	4		7	7			5	31.80	1		
23		5	2	3		5	5		5	5			3	41.66			
22		6	1	5		6	2		6	6			5	41.80			
22		9	6	3		9	2		9	9		1	3	36.00	2		
22	5	2	3		5	4		5	5			3	49.00	4	38.75		
22	9	2	7		9	2		9	9	1		7	44.12	2			
22	10	3	7		10	1	1	10	10			8	32.80	1			
33	16	7	9		16	2		16	16	1		9	41.44	3	73.33		
33	10		10		10	2		10	10	1		10	29.80				
33	21	2	19		21	2		21	21	1		17	43.23	1			
33	8	1	7		8	1	1	8	8			6	35.00				
34	21	6	15		21	2	1	21	21	1		15	35.40	2			
33	12	3	9		12	7		12	11	1		8	33.00				
33	10	2	8		10	2		10	10			8	39.25	1			
33	12	4	8		12	3		12	12	1		8	35.12	4	72.50		
33	18	4	14		18	18		18	18			13	37.46	2			
40	19	4	15		19			19	19			14	43.71				
41	9		9		9			9	9			9	51.77				
42	9	4	5		9	2		9	9			5	32.40	1			
43	5	1	4		5	1		5	5		1	2	23.66				
44	2																
45	7	5	2		7	1	1	7	7			2	28.50	3	52.66		
46	8		8		8			8	8			8	28.00				
47	7	2	5		7	3		7	7			5	49.00				
48	3		3		3	3		3	3			3	52.88				
49	9		9		9	7		9	9			9	33.00				
50	7	1	6		7	4		7	7			6	33.00				
51	2		2		2			2	2								
52	10	5	5		10			10	10			5	39.00	2			
53	18	4	14		18	6	2	18	18			14	36.92	2			
54	11	1	10		11			11	11			10	60.70				
55	8	4	3		7		1	7	7	1		3	48.33	4	44.50		
56	9	6	3		9	1		9	9			3	46.33				
57	2																
58	4	2	2		4	8		4	4			2		1			
59	8	3	5		8	1	1	8	8			5	31.60	3	38.66		
60	13	2	11		13			13	13			11	34.45	1			
61	11	5	6		11	2		11	11			5	39.80	3	128.33		
63	29	6	23		29	10		26	26			19	37.42	2			

¹For renter - occupied dwelling units and vacant nonseasonal not dilapidated units, for rent.
²For owner - occupied dwelling units and vacant nonseasonal not dilapidated units, for sale only.

HOUSING—BLOCK STATISTICS

Table 3.—CHARACTERISTICS OF HOUSING FOR WARDS, BY BLOCKS: 1950—Con.

Ward	Block	All dwelling units by occupancy and tenure					All dwelling units by condition and plumbing facilities			Occupied dwelling units			Contract monthly rent ¹		Value ² of one-dwelling-unit structures	
		Total	Owner occupied	Renter occupied	Vacant non-seasonal not dilap., for rent or sale	Other vacant and non-resident	Number reporting	No private bath or dilap.	No running water or dilap.	Total	Persons per room		Number reporting	Average monthly rent (dollars)	Number reporting	Average value (dollars)
											Number reporting	1.51 or more				
5	64	17	7	10		17	1	1	17	17		10	391.0	1		
	65	3	1	2		3			3	3		2		1		
	66	10	3	7		10	3		10	10		6	30.66	1		
	87	2														
	88	5	2	3		5			5	5		2		1		
6	67	7	2	5		7	3		7	7	1	5	26.00			
	68	16	5	11		16	2		16	16		11	48.45	1		
	69	5	1	4		5			5	5		4	37.50	1		
	70	32	3	29		29			32	30		25	48.48	1		
	72	10	3	7		10			10	10		7	45.71			
	73	7	2	5		7			7	7		5	43.00	1		
	74	7	1	6		7			7	7		6	27.16			
	75	10	6	4		10	2		10	10		3	32.00	1	5875	
	76	12		12		12			12	12	2	12	30.91	4		
	77	24	6	18		24	16	1	24	24	1	18	32.00	3	5000	
	78	12	4	8		12	4		12	12		8	30.37	1		
	79	11	1	10		11	3		11	11		10	30.00			
	80	16	2	14		15	1		16	16		14	38.71	1		
	81	10	4	6		10	1		10	10		6	32.00	1		
	82	8	1	7		8			8	8		7	37.14			
	83	11	2	9		11	1		11	11	1	9	24.55			
	84	12		11		12	4		11	11		10	34.20			
	85	4	2	2		4			4	4	1	2		1		
	86	13	4	9		13			13	13	1	9	25.66	3	6166	
	87	21	10	11		21	4	1	21	21	1	8	30.45	7	5485	
	88	1														
	89	1														
	91	3	2	1		3			3	3		3		2		
	92	3		3		3	1		3	3	1	3	27.33			
	93	4	2	2		4	1		4	4		2		2		
	94	5	4	1		5			5	5	2	1		4	5600	
	95	5	1	4		5			5	5		4	30.25	1		
	96	12	5	7		12			12	12	1	7	48.71	2		
	97	8	3	5		8			8	8		5	38.00	2		
	98	9	1	8		9	3		9	9	1	8	34.75	1		
	99	10	6	3		10	1		9	9	1	3	37.66	2		
	100	9	3	6		9	2		9	9		6	30.16	3	7500	
	101	5	2	3		5			5	5		3	40.00			
	102	12	3	9		12	2		12	12		9	41.66			
	103	5		5		5			5	5		5	39.00			
	104	10	1	9		9	1		10	10		7	32.71			
	105	10	4			10	1		10	10		6	32.66	2		
	106	14	1	13		13	6	1	14	14	1	13	31.84			
	107	10	1	9		10			10	10		9	42.55			
	108	11	2	9		11	2		11	11	1	9	43.77	1		
	109	8	2	6		8	1		8	8		6	36.16			
	110	4		4		4	4		4	4		4	23.75			
	111	12	1	11		12			12	12		11	38.63			
	112	8		8		8	1	1	8	8		6	33.83	1		
	113	5	3	2		5			5	5	1	2		2		
	114	4	4			4	1		4	4		2		1		
	115	6	5	1		6			6	6		4	32.50	4	6375	
	116	9	4	4		9	2		9	9	1	4	7.525	4		
	117	12	4	8		12			12	12		8	27.25	1		
	118	7	3	4		7	1		7	7	2	4	27.00	3	6833	
	119	3	2	1		3	2		3	3		1		1		
	120	9	8	1		9			9	9		1		5	6300	
	121	7	2	5		7			7	7	1	5	25.80	2		
	122	6	3	3		6			6	6	1	3	21.33	2		
	125	27	21	6		27	5	1	27	26		5	28.20	19	5084	
	127	7	3	4		7	1	1	7	7		4	33.00	2		
	128	1														
	129	4	1	3		4	1	1	4	4	1	3	28.33	1		
	130	3		3		3			3	3		1		2		
	131	5	2	3		5			5	5	2	3	31.66	2		
	132	11	4	6		11	3	1	10	10	1	5	43.00	3	7133	
	133	6	2	4		6	1		6	6		3	41.66	1		
	134	6	1	5		6	2	2	6	6		5	35.80	1		
	135	17	1	16		17	6		17	17		15	40.60			
	136	1														
	137	9	4	5		9			9	9		5	31.00	2		
	138	9	2	7		9	1		9	9		7	37.57	2		
	139	2														
	141	8	4	4		7			8	8	1	4	50.75	2		
	142	16	2	14		16	6		16	16		12	31.25	1		
	143	2														
	144	8	2	6		8			8	8		6	32.00	1		
	145	4	2	2		4			4	4		2		1		
	146	2														
	147	4	1	3		4			4	4		3	35.00			
	148	3		3		3			3	3		3	27.66			
	149	1														
	151	1														
	152	4		4		4	1		4	4	1	3	24.33			
	153	4	2	2		4	1	1	4	4		2		2		

¹For renter - occupied dwelling units and vacant nonseasonal not dilapidated units, for rent.²For owner - occupied dwelling units and vacant nonseasonal not dilapidated units, for sale only.

Table 3.—CHARACTERISTICS OF HOUSING FOR WARDS, BY BLOCKS: 1950—Con.

Ward	Block	All dwelling units by occupancy and tenure					All dwelling units by condition and plumbing facilities			Occupied dwelling units			Contract monthly rent ¹		Value ² of one-dwelling-unit structures	
		Total	Owner occupied	Renter occupied	Vacant non-seasonal not dilap., for rent or sale	Other vacant and non-resident	Number reporting	No private bath or dilap.	No running water or dilap.	Total	Persons per room		Number reporting	Average monthly rent (dollars)	Number reporting	Average value (dollars)
											Number reporting	1.51 or more				
6	154	2	4	2					6	6						
	155	6		2					6	6						4.500
	158	10	2	8				2	2	10	1		26.14			
	159	13	4	9					13	13			53.88			
	160	3	1	2					3	3						
	161	9	1	8				5	3	9	9	1		37.00		
	162	7	2	5					7	7		1		42.00		
	163	8	2	6					8	8				31.00		
	164	16	1	15					16	16				35.10		
	165	16	7	9					16	16	2			33.00		
	167	16	3	13					14	14				35.45		
	168	18	3	15					18	18				37.53		
	169	15	3	12					15	15				40.16		
	170	10	4	6					10	10				29.33		
	171	6	4	2		1			6	5				45.75		
	172	7	5	2					7	7				29.40		
	173	10	6	4					10	9				22.75		
	174	5	4	1					5	5		2				7.166
	176	2	2						2	2						7.500
	179	3	2	1					3	3						
	180	5	3	2					5	5		1				
	181	2	3	2					2	2						
	182	4	1	3		1			4	3						
	185	1	1						1	1						
	186	3	1	2					3	3						
	187	4	2	2					4	3						
	188	9	5	4					9	9		1		30.00		
	189	5	2	3		1			5	4				23.75		6.033
	190	6	1	5					6	6						
	191	5	3	2					5	5						
	192	10	4	6					10	10				37.66		
	193	18	1	17					18	18				35.17		
	194	1							1	1						
	195	45	6	39					45	44		1		38.94		
	196	13	4	9					13	13				26.88		
	197	9	2	7					9	9				36.14		
	198	8	3	5					8	8				35.80		
	199	7	6	1					7	7						6.040
	200	9	6	3					9	9				21.00		5.500
	201	11	7	4					11	11		2		26.00		5.650
	202	6	5	1					6	6		2				
	203	3	2	1					3	3						
	206	1							1	1						
	207	1							1	1						
	211	2							2	2						
212	4	4						4	4		4					
213	8	5	3					8	8						4.750	
214	11	8	3		2			11	9				35.00		6.333	
215	12	9	3					12	12				34.33		7.500	
216	10	7	3					10	10				31.57			
217	8	4	4					8	8				33.25			
218	6	5	1					6	5				30.00			
219	8	3	5		1			8	8		2		38.00			
220	9	2	7					9	9				27.85			
221	12	10	2					12	12		1		36.10			
222	6	5	1					6	6		3					
223	9	9						9	9				37.22			
224	21	4	17					20	21				44.13			
225	9	7	2					9	9				29.16			
226	9	7	2					9	9		1					
227	9	3	6					9	9				30.33			
228	75	20	50		5			71	35	28			33.51	10	6.550	
229	7	1	6					7	7		2		35.16			
7	240	1						1	1							
	241	25	4	21				24	20	19			20	21		
	243	8	1	7				8	8	5			7			
	246	2						2	2							
	247	15	9	6		1		15	1	1			4			5.500
	248	7	3	4				7	3	3			2			
	250	8	2	6				8	8	8			3			
	251	1	1					1	1	1				6		
	252	3	1	2				3	3	3		1		2		
	253	3	3					3	3	3				3		
	254	5	2	3				4	5	4				3		
	255	5	4	1				5	5	5				1		
	256	5	1	4				5	2	5				1		
	258	8	4	4				8	4	8				3		
	259	27	5	22				27	18	14			2	22		2.733
	260	1						1								
	261	1						1								
	262	1						1								
	263	12	5	7				11	5	5				20.00	4	3.575
	264	6	6					6	1	1				29.00	4	6.000
265	14	5	9				14	6	4				6		5.100	

¹For renter - occupied dwelling units and vacant nonseasonal not dilapidated units, for rent.
²For owner - occupied dwelling units and vacant nonseasonal not dilapidated units, for sale only.

HOUSING—BLOCK STATISTICS

Table 3.—CHARACTERISTICS OF HOUSING FOR WARDS, BY BLOCKS: 1950—Con.

Ward	Block	All dwelling units by occupancy and tenure					All dwelling units by condition and plumbing facilities			Occupied dwelling units			Contract monthly rent ¹		Value ² of one-dwelling-unit structures	
		Total	Owner occupied	Renter occupied	Vacant non-seasonal not dilap., for rent or sale	Other vacant and non-resident	Number reporting	No private bath or dilap.	No running water or dilap.	Total	Persons per room		Number reporting	Average monthly rent (dollars)	Number reporting	Average value (dollars)
											Number reporting	1.51 or more				
7	266	6	1	5		6	4	4	6	6	1	5	25.40			
	267	5	2	3		5			5			3	23.33	1		
	268	2														
	271	5		5		5	2	1	5	5		4	41.25			
	272	1														
	274	1	3	4		7	4		7	7		4	33.75	1		
	275	11	2	4		11	6	1	11	10		9	33.44	1		
	276	6	4	4		6	7	1	6	5		4	41.25	1		
	277	7	4	4		7	7		7	7		4	37.00	1		
	278	13	4	8		12	8	8	12	10	1	7	21.71	2		
	279	6	2	3		6	2	2	5	5		3	26.66			
	280	8	3	5		8	8		8	8		5	28.60	2		
	281	10	3	7		9	1	1	10	9		6	34.83	2		
	282	9	4	5		9	3		9	9		5	35.00			
	283	2										1		1		
	284	3	2	1		3	5		3	3		4	31.75			
	285	5	1	4		5	2		5	5		5	24.00	2		
	286	11	5	6		11	3	1	11	11		11	20.00	2		
	287	12	1	1		12	6		12	12		11	20.00	1		
	288	6	2	4		6	1	1	6	6		4	22.50	1		
	289	4	2	2		4	1		4	4		2		1		
	290	4	2	2		4	1		4	4	1	2		1		
	291	8	5	3		7	7		8	8		3	35.00	1		
	292	7	4	3		7	1		7	7	1	3	33.33	2		
	293	1														
	294	8	3	5		8	4	3	8	8	1	5	18.40	2		
	295	3	1	2		3	6		3	3	1	2	27.61	7	75.42	
	296	3	2	1		3	1		3	3	1	4	25.00	1		
	297	3	1	2		3	5		3	3		1		1		
	298	3	2	1		3	3		3	3		1		2		
	299	4	3	1		4	9		4	4		1				
	300	9	1	8		9	5		9	9	1	8	31.25			
	301	5	4	1		5	4	2	5	5		2				
	302	4	4			4	4		4	4		3	27.66			
	303	16	1	1		16	6		16	16		13	30.76	1		
	304	1	4	2		4	6	1	4	4		2		1		
	305	4	6	2		6	6		6	6	1	5	31.20			
	306	7	2	5		7	1		7	7		5	23.60			
	307	2														
	308	6	1	5		6	1		6	6		5	31.60			
	309	2	2			2	2		2	2		9	29.55			
	310	11	2	9	1	11	5	2	11	11		1		3	68.33	
	311	5	4			5			5	5		4				
	312	2	2			2	8		2	2		3	31.66	5	69.00	
	313	4	9	4		13	8	5	13	13	2	7	25.33	4	45.00	
	314	13	5	8		10	3	3	10	10		5	28.40	3	71.66	
	315	10	5	5		10	3		10	10		3				
	316	8	3	5		8	8		8	8		5	28.20	2		
	317	8	3	5		8	8		8	8		5	43.12	2		
	318	14	6	8		14	5	1	14	14		8	45.00	2		
319	6	3	3		6	7		6	6		3	55.66	3	60.00		
320	7	4	3		7	6		7	7		2		2			
321	6	4	2		6	6		6	6		2		1			
322	6	4	2		6	7		6	6		1		1			
323	4	4			4	5		4	4		1	31.66	1			
324	6	3	3		6	4		6	6		3		1			
325	5	6			5	5	1	5	5	1	2		1			
326	4	4			4	4		4	4		3		1			
327	3	3			3	3		3	3		1		1			
328	8	3	5		8	6		8	8	3	8	38.25	1			
329	7	2	4		7	7		7	7		3	56.66				
330	7	3	4		7	7		7	7		4	32.50	1			
331	7	5	2		7	5		7	7		2		1			
332	5	4	1		5	2		5	5		1		3	10.666		
333	6	6			6	1		6	6		3	18.66	1			
334	8	5	3		8	8		8	8		2		4	61.25		
335	17	9	8		17	4	1	17	16	1	6	29.00	9	88.88		
336	5	1	4		5	1		5	5		4	39.50	1			
337	11	5	6		11	1	1	11	10		6	39.50	5	12.900		
338	2															
339	7	7			7	7		7	7		3					
340	7	4	3		7	7		7	7		4					
341	5	4	1		5	5		5	5		1		3			
342	6	6			6	1		6	6		3	18.66	1			
343	8	5	3		8	8		8	8		2		4	61.25		
344	17	9	8		17	4	3	17	16	1	6	29.00	9	88.88		
345	5	1	4		5	1		5	5		4	39.50	1			
346	11	5	6		11	1	1	11	10		6	39.50	5	12.900		
347	2															
348	11	7	4		11			11	9	1	4	41.25	6	9.916		
349	11	6	5		11			11	11		5	32.00	3	85.00		
350	11	4	7		11	2		11	11		4	36.75	2			
351	10	8	1	1	10	2		10	9		2		6	9.333		
352	2															
353	9	2	7		9	2		9	9		7	34.00	1			
354	4	4			4	4		4	4		4		4	8.750		
355	7	1	6		7	7	1	7	6		6	33.66				
356	7	7			7	7		7	7		7	37.14				
357	8	3	5		8	4	2	8	8	1	5	33.20				
358	9	2	7		9	2		9	9	1	7	28.71				
359	11	6	5	1	10	2		10	9		5	29.60	5	11.000		
360	10	5	5		10	1		10	10	1	4	41.75	5	71.00		
361	9	5	4		9			9	9		4	37.75	2			
362	11	6	5		11	2		11	11		5	45.00	3	9.333		
363	2			1	2	3	6	2	2		5	37.11	2			
364	9	7	2		9			9	9		2		7	8.571		

¹For renter - occupied dwelling units and vacant nonseasonal not dilapidated units, for rent.
²For owner - occupied dwelling units and vacant nonseasonal not dilapidated units, for sale only.

Table 3.—CHARACTERISTICS OF HOUSING FOR WARDS, BY BLOCKS: 1950—Con.

Ward	Block	All dwelling units by occupancy and tenure					All dwelling units by condition and plumbing facilities			Occupied dwelling units			Contract monthly rent ¹		Value ² of one-dwelling-unit structures	
		Total	Owner occupied	Renter occupied	Vacant non-seasonal not dilap., for rent or sale	Other vacant and non-resident	Number reporting	No private bath or dilap.	No running water or dilap.	Total	Persons per room		Number reporting	Average monthly rent (dollars)	Number reporting	Average value (dollars)
											Number reporting	1.51 or more				
7	369	16	7	9		16	2	16	16			9	33.33	1		
	370	14	6	8		14	6	14	14			8	40.50	1		
	371	5	1	4		5		5	5			3	40.00			
	372	4	1	3		4		4	4			3	47.00	1		
	373	13	6	7		13	4	13	13			7	36.28	2		
	374	16	6	10		16		16	16			9	34.11	2		
	375	13	7	4		13		13	13			3	35.00	6	6,750	
	376	7	4	3		7		7	7			3	44.33	2		
	377	13	9	4		13		13	13			4	36.50	2		
	379	6	3	3		6		6	6			3	46.66	2		
	380	8	8			8		8	8			8		8	8,687	
	381	15	6	9		15	5	15	15			8	44.37	1		
	382	8	2	4		8		8	8			4	41.50	1		
	383	3	1	2		3		3	3			2		1		
	384	4		2		4	1	4	4			2		1		
	385	8		8		8		8	8			7	24.85			
	387	17	5	11	1	17	2	17	17	1		12	27.50	4	6,875	
	388	5		5		5	5	5	5			5	22.00			
	390	1		1		1		1	1			1				
	391	43	11	30	1	42	5	41	40			31	31.77	9	4,666	
	392	22	8	14		22	3	22	22			14	32.21	5	4,120	
	393	22	8	13	1	22		22	20			12	34.91	4	6,675	
	394	13	3	10		13		13	13			9	34.44	1		
	395	18	7	11		18	1	18	17			10	36.00	4	7,125	
	396	16	3	13		16	7	16	16	1		13	34.69	2		
	397	9	4	5		9	2	9	9			5	37.00	2		
	398	10	4	6		10	1	10	10			6	37.83	1		
	399	14	7	7		14	4	14	14			6	32.66	1		
	400	16	4	12		15	6	16	15			10	36.90	1		
	401	11		11		11		11	11			10	36.80			
	402	22	4	18		22	6	22	22			17	31.52	1		
	403	2				2		2	2			1		1		
	404	6	2	4		6		6	6			4	31.00	1		
	405	3	1	2		3		3	3			1		1		
	406	11	9	2		11		11	11			8	42.25	1		
	407	6	5	1		6		6	6			1		3	7,333	
	408	5	2	3		5		5	5			3	33.33	1		
	409	4	1	3		4	1	4	4			3	24.00			
	411	4	4	5		4	2	4	4			3	45.00	2		
	412	10	6	4		10		10	10			3	36.66	5	8,400	
	413	14	8	6		14		14	14			6	35.83	5	7,500	
	414	19	9	10		18	4	19	18			10	38.40	2		
	415	8		8		8		8	8			8	25.00			
	417	15	4	11		15	2	15	15			10	38.40	2		
	418	17	6	10	1	17		16	15			10	40.50			
	419	12	5	7		12	2	12	12			7	27.83			
	420	11	5	6		11	4	11	11			6	25.83			
	422	8	5	3		8		8	8			2		4	8,250	
	423	5	4	1		5		5	5			1		3	7,000	
	424	11	7	4		11		11	11			4	33.75	3	8,933	
	425	6	3	3		6		6	6			3	38.00	1		
	426	6	4	2		6		6	6			2		1	8,666	
	427	13	8	5		13	1	13	13			8	44.00	6	7,666	
	428	5	2	3		5		5	5			3	35.00			
	429	21	6	15		21	3	21	21	1		15	40.00	3	7,666	
	430	8	4	4		8		8	8			4	42.00	3	16,666	
	431	11	7	4		11	2	11	11			4	42.00	4	9,000	
	432	2				2		2	2			1		4	6,750	
	433	6	5	1		6	1	6	6			1				
	434	15	3	12		15	4	15	15	1		12	26.91			
	435	9	4	5		9	1	9	9			5	30.20			
	436	9	4	5		9	1	9	9	1		5	20.40	1		
	437	13	4	9		13		13	13			9	29.22	2		
	438	2				2		2	2							
	439	8	7	1		8		8	8			1		5	4,400	
	440	6	1	5		6		6	6			5	29.00			
	442	7	4	3		7	6	7	7			3	28.33			
	444	1				1		1	1							
	445	1				1		1	1							
	447	8	2	6		8		8	8			6	31.50	1		
	448	7	4	3		7		7	7			3	26.66	3	5,466	
	449	1				1		1	1							
	450	2				2		2	2							
	451	9	4	5		9		9	9			5	35.60	4	5,250	
	452	7	5	2		7		7	7			2		5	8,000	
	453	16	9	7		16		16	16			7	36.14	7	7,428	
	454	12	7	5		12		12	12			3	35.00	3	8,000	
	455	2				2		2	2							
	456	1				1		1	1							
	457	13	6	7		13	4	13	13	1		7	29.71	3	5,666	
	459	21	10	11		21	9	21	21			10	34.60	6	6,666	
	460	9	6	3		9	2	9	9			2		4	5,125	
	461	2				2		2	2							
	462	9	3	6		9	5	9	9			6	28.16			
	463	6	4	2		6	2	6	6			1		3	5,333	
	464	3	2	1		3		3	3			1		1		
	465	16	6	10		16		16	16			9	34.00	5	7,800	

¹For renter - occupied dwelling units and vacant nonsensational not dilapidated units, for rent.
²For owner - occupied dwelling units and vacant nonsensational not dilapidated units, for sale only.

HOUSING—BLOCK STATISTICS

Table 3.—CHARACTERISTICS OF HOUSING FOR WARDS, BY BLOCKS: 1950—Con.

Ward	Block	All dwelling units by occupancy and tenure					All dwelling units by condition and plumbing facilities			Occupied dwelling units			Contract monthly rent ¹		Value ² of one-dwelling-unit structures	
		Total	Owner occupied	Renter occupied	Vacant non-seasonal not dilap., for rent or sale	Other vacant and non-resident	Number reporting	No private bath or dilap.	No running water or dilap.	Total	Persons per room		Number reporting	Average monthly rent (dollars)	Number reporting	Average value (dollars)
											Number reporting	1.51 or more				
8	230	3	1	2					3	3						
	231	18	7	11					18	18		10	32.30	4	5.500	
	232	2														
	233	12	7	5				2	12	12		4	32.00	4	4.750	
	234	10	1	9					10	10	1	9	22.55			
	235	30	8	22				11	30	30	4	22	35.31	3	7.500	
	236	9	1	8					9	9		8	33.75			
	237	3	1	2					3	3		2				
	238	3	1	2					3	3		2				
	240	7	4	3					7	7		3	26.66	1		
	241	11	4	7					11	11		6	44.16			
	242	22	12	9	1				22	21		2	46.87	10	8.300	
	243	8	5	3					8	8		2		3	8.833	
	245	3	3						3	3		3		3	10.000	
	247	11	4	6		1			11	10		6	55.66	2		
	248	18	9	9					18	17		8	41.37	3	8.000	
	249	5	3	2					5	5		2		3	7.000	
	250	21	16	4	1				21	20		5	43.00	15	6.600	
	251	6	6						6	6		6		6	7.833	
	252	7	7					1	7	7		7		7	5.500	
	253	7	5	2					7	7		2		4	4.125	
	255	1														
	257	4	2	2					4	4		2		1		
	258	39	30	9					39	39	2	7	38.57	25	7.308	
	261	2														
	262	9	4	5					9	9	1	5	25.40	2		
	263	1														
	264	5	4	1					5	5		1		4	7.500	
	265	3	3						3	3				2		
	267	1														
	268	6	6						6	6				6	9.000	
	270	11	9	2					11	11		2		7	5.728	
	271	9	7	2					9	9		2		5	5.060	
	272	5	4	1					5	5				4	6.750	
	274	3	3						3	3	1			3	4.666	
	275	38	30	8					38	38		7	28.57	23	7.017	
	276	2														
	278	1														
	279	5	4	1					5	5		1		2		
	280	9	7	2					9	9		2		5	5.800	
	281	1														
	283	3	2	1					3	3		1		2		
	284	4	2	2					4	4		1		2		
	285	6	5	1					6	6		1		5	7.900	
	286	13	5	8					13	13		5	54.20	2		
	287	5	3	2					5	5	1	1		3	12.333	
	288	9	5	4					9	9		4	40.50	2		
	289	13	4	9	1				13	12		2		3	11.333	
	291	26	13	13		1			25	25		12	43.41	8	9.187	
	292	33	14	19				1	33	33		19	30.15	7	13.571	
	293	12	4	8					12	12		8	38.87			
	296	7	7						7	7				7	9.357	
	297	9	7	2					9	9		2		5	9.700	
	298	8	8						8	8		8		8	6.437	
	299	9	6	3				2	9	9		2		4	8.125	
	300	6	6						6	6				6	8.750	
	301	9	8	1					9	9		1		5	9.500	
	302	6	5	1					6	6		1		4	7.500	
	303	11	6	5					11	11		5	40.40	3	8.666	
	304	5	2	3					5	5		3	42.66			
	305	3	2	1					3	3		1				
	306	10	7	3					10	10	1	3	40.00	5	7.100	
	307	16	7	9					16	16		8	34.62	5	9.200	
	308	10	4	6	1				10	9		6	33.33	1		
	309	8	1	7					8	8		6	37.33			
	310	7	2	5				1	7	7		5	29.00			
	311	4	2	2					4	4		2		2		
	312	5	3	2					5	5		2				
	313	39	19	16	4				39	35	1	18	34.55	12	9.541	
	314	8		8					8	8		8	27.87			
	315	4	2	2					4	4		2		1		
	316	6	3	3					6	6		3	31.33	1		
	317	4	4						4	4		4	38.00	2		
	318	4	3	1					4	4		1		2		
	319	18	8	9		1			18	17		1	49.77	3	9.666	
	320	4	1	3					4	4		2				
	321	10	4	6					10	10		5	36.00	1		
	322	4	2	2					4	4		2		2		
	323	4	4						4	4		5	28.40	3	11.000	
	324	13	2	11				1	13	13		11	45.54	1		
	327	1														
	329	2														
	336	3		3					3	3		3	54.33			
	340	14	5	9					14	14		9	61.11	2		
	341	4	2	2					4	4		2				
	342	11	4	7					11	11		7	52.85	2		
	343	20	4	16					20	20		16	42.31			

¹For renter - occupied dwelling units and vacant nonseasonal not dilapidated units, for rent.

²For owner - occupied dwelling units and vacant nonseasonal not dilapidated units, for sale only.

Table 3.—CHARACTERISTICS OF HOUSING FOR WARDS, BY BLOCKS: 1950—Con.

Ward	Block	All dwelling units by occupancy and tenure					All dwelling units by condition and plumbing facilities			Occupied dwelling units			Contract monthly rent ¹		Value of one-dwelling-unit structures		
		Total	Owner occupied	Renter occupied	Vacant non-seasonal not dilap., for rent or sale	Other vacant and non-resident	Number reporting	No private bath or dilap.	No running water or dilap.	Total	Persons per room		Occupied by non-white	Number reporting	Average monthly rent (dollars)	Number reporting	Average value (dollars)
											Number reporting	1.51 or more					
8	344	11	5	6					11	1.1			6	47.16	1		
	345	4	2	2					4	1.4			2		1		
	346	4	2	2					4	1.4			2		1		
	347	8	3	5					8	1.4			5				
	349	22	10	12					22	1.8			11	50.60	3	6,333	
	350	46	8	38					46	1.8			18	35.63	3	6,000	
	351	15	10	5					15	1.5			9	28.50	7	9,285	
	352	15	15	10					15	1.5			9	46.00	6	12,687	
	353	3	1	2					3	1.5			2	45.44	3	14,000	
	354	3	3						3	1.5			2				
	355	5	1	4					5	1.5			4	57.75	5	8,500	
	356	8	6	2					8	1.8			2		3	7,666	
	357	7	5	2					7	1.6			3		3	11,333	
	358	8	4	4					8	1.7			3	45.66	3	11,333	
	359	9	2	7					9	1.9			7	34.14	1		
	360	9	4	5					9	1.9			5	38.00	4	8,500	
	361	3	3						3	1.3			1		1		
	362	7	7						7	1.7			5		5	9,500	
	363	10	6	4					10	1.9			4	45.75	4	10,000	
	364	15	9	6					15	1.5			6	56.83	5	13,400	
	365	12	8	4					12	1.2			3	60.00	5	15,200	
	366	29	15	14					29	1.4			14	36.85	13	13,115	
	367	4	4						4	1.4			1		1	11,333	
	368	3	2	1					3	1.3			2		1		
	369	8	6	2					8	1.8			1		1	14,200	
	370	6	6						6	1.6			3	50.00	1		
	371	7	7						7	1.7			3		3	13,333	
	372	7	4	3					7	1.7			3	53.66	3	10,000	
	373	10	3	7					10	1.0			6	56.83	2		
	374	5	3	2					5	1.5			2		3	9,000	
	375	9	4	5					9	1.9			5	33.80	2		
	376	10	6	4					10	1.9			3	31.66	5	5,500	
	377	7	7						7	1.7			7		7	6,000	
	378	12	9	3					12	1.2			2		7	10,000	
	379	14	6	8					14	1.4			8	38.12	2		
	380	10	5	5					10	1.0			4	35.75	3	12,333	
	381	6	5	1					6	1.6			4		4	11,750	
	382	10	8	2					10	1.0			2		7	10,142	
	383	2							2	1.0							
	384	3	1	2					3	1.3			2				
	385	3	3						3	1.3					3	8,666	
	386	11	9	2					11	1.1			2		7	9,714	
	387	4	4						4	1.4			4		4	6,750	
	389	7	4	3					7	1.7			3	32.00	1		
	390	2							2	1.4			1		2		
	391	4	3	1					4	1.4							
	392	2							2	1.4							
	395	2							2	1.4							
	396	1							1	1.4							
	397	1							1	1.4							
	398	3	3						3	1.3					3	7,000	
	399	9	6	3					9	1.9			1	26.66	5	5,800	
	400	5	4	1					5	1.5			3		3	5,333	
	401	12	4	8					12	1.2			7	41.71			
	402	2							2	1.2							
	403	2							2	1.2							
	404	2							2	1.2							
	405	2							2	1.2							
	406	6	4	2					6	1.6			2		3	6,166	
	407	31	10	21					30	1.6			21	28.52	7	6,714	
	408	11	7	4					11	1.9			3	49.00	5	11,200	
	409	6	4	2					6	1.6			2		3	10,000	
	410	17	14	3					17	1.7			3	61.66	13	10,000	
	411	4	3	1					4	1.4			1		2		
	412	6	4	2					6	1.6			1		3	7,166	
	413	7	4	3					7	1.7			3	43.33	2		
	414	4	4						4	1.4			4		4	7,750	
	415	6	3	3					6	1.6			3	31.00	1		
	416	5	5						5	1.5			5		5	6,900	
	417	29	25	3	1				29	1.8			3	61.66	22	9,263	
	418	9	7	2					9	1.9			2		6	12,166	
	420	4	3	1					4	1.4			1		3	8,333	
	421	5	5						5	1.5					5	8,800	
	422	4	1	3					4	1.4			3	41.66	1		
	423	8	3	5					8	1.8			5	32.20	3		
	424	14	6	8					14	1.4			8	33.12	3	7,333	
	425	6	5	1					6	1.5			5		5	12,600	
	426	20	10	10					20	1.8			9	43.11	7	13,714	
	427	9	9						9	1.9			9		9	10,955	
	428	19	14	5					19	1.9			5	50.40	12	9,766	
	429	10	9	1					10	1.0			1		9	11,055	
	432	14	12	2					14	1.4			2		10	9,600	
	433	11	8	3					11	1.1			2		7	9,171	
	434	11	9	2					11	1.1			2		6	10,000	
	435	3	3						3	1.3			3		3	12,666	
	436	4	4						4	1.4			4		4	10,000	
	437	4	4						4	1.4			4		4	8,000	

¹For renter - occupied dwelling units and vacant nonseasonal not dilapidated units, for rent.
²For owner - occupied dwelling units and vacant nonseasonal not dilapidated units, for sale only.

HOUSING—BLOCK STATISTICS

Table 3.—CHARACTERISTICS OF HOUSING FOR WARDS, BY BLOCKS: 1950—Con.

Ward	Block	All dwelling units by occupancy and tenure					All dwelling units by condition and plumbing facilities			Occupied dwelling units			Contract monthly rent ¹		Value ² of one-dwelling-unit structures		
		Total	Owner occupied	Renter occupied	Vacant non-seasonal not dilap., for rent or sale	Other vacant and non-resident	Number reporting	No private bath or dilap.	No running water or dilap.	Total	Persons per room		Number reporting	Average monthly rent (dollars)	Number reporting	Average value (dollars)	
											Number reporting	1.51 or more					Occupied by non-white
8	438	4	3	1		4			4	4							
	441	17	12	5		17	1	1	17	17	1		5	65.00	3	9,333	
	442															8,444	
	443																
	444																
	445																
	446																
	447																
	448																
	449																
9	126	28	4	24		28			28	28	5	3	23	30.78	2		
	129	16		15		16	16		16	16			10	29.50	1		
	131	10		8		10			10	10			10	27.50	1		
	132	14		13		14			14	13			11	34.07	1		
	133	13		11		13			13	12	2		11	32.37	1		
	134	13		11	1	13		1	13	12	2		11	35.40	1		
	135	17		15		17			17	17			10	26.00	3	5,166	
	136	10		8		10			10	10			10	25.17	1		
	137	24		23		24			24	23	2		2	31.23	1		
	138	23		17		23			23	22	2		4	31.83	1		
	139	13		11		13			13	12			5	37.20	1		
	140																
	141	16		12		16			16	16	2		11	24.72	1		
	142	40		33		40			40	40	1		3	33.57	1		
	143	8		8		8			8	8			4	28.62	1		
	144	8		4		8			8	8			4	24.25	1		
	145	18		17		18			18	17	1	1	10	32.00	1	6,000	
	146	23		17		23			23	22	1		7	29.35	4	6,000	
	147	10		8		10			10	10			7	30.40	4	6,000	
	148	13		11		13			13	12			4	34.71	3	7,666	
	149	8		7		8			8	8			4	26.50	3	7,433	
	150	9		8		9			9	8			3	31.00	3	5,333	
	151																
	152	10		5		10			10	10			5	31.40	2	4,525	
	153	5		4		5			5	5			4	21.25	2		
	154	13		8		13			13	12			2	20.25	2		
	155	18		17		18			18	19			7	24.14	2	5,555	
	156	17		15		17			17	17			9	25.66	3	4,333	
	157	13		11		13			13	13			6	26.66	4	4,225	
	158	7		6		7			7	7			1	16.25	4	4,000	
159	10		6		10			10	10			4	25.00	3	5,000		
160																	
161	15		9		15			15	15			10	29.40	3	6,666		
162	11		10		11			11	11			2	50.00	1	5,000		
163	14		12		14			14	13			1	30.92	1			
164	11		11		11			11	11			1	25.00	1			
165	11		10		11			11	11			1	19.33	3	4,033		
166	11		10		11			11	11			1	19.25	3			
167	14		13		14			14	14			2	25.00	3	4,033		
168	14		13		14			14	14			5	24.60	8	5,227		
169	14		13		14			14	14			5	23.60	3	4,666		
170	14		11		14			14	14			2	33.90	1			
171	15		10		15			15	15			3	17.00	1			
172	18		18		18			18	17			1	17.69	4	3,275		
173	19		19		19			19	19			1	16.56	1			
174	13		13		13			13	13			1	16.70	1			
175	11		11		11			11	11			1	16.70	1			
176	11		11		11			11	11			1	16.70	1			
177	11		11		11			11	11			1	16.70	1			
178	16		16		16			16	16			2	21.42	2			
179	16		16		16			16	16			2	21.42	2			
180	16		16		16			16	16			2	20.62	4	4,375		
181	16		16		16			16	16			2	20.62	4			
182	16		16		16			16	16			2	20.62	4			
183	16		16		16			16	16			2	20.62	4			
184	16		16		16			16	16			2	20.62	4			
185	16		16		16			16	16			2	20.62	4			
186	16		16		16			16	16			2	20.62	4			
187	16		16		16			16	16			2	20.62	4			
188	16		16		16			16	16			2	20.62	4			
189	16		16		16			16	16			2	20.62	4			
190	16		16		16			16	16			2	20.62	4			
191	16		16		16			16	16			2	20.62	4			
192	16		16		16			16	16			2	20.62	4			
193	16		16		16			16	16			2	20.62	4			
194	16		16		16			16	16			2	20.62	4			
195	16		16		16			16	16			2	20.62	4			
196	16		16		16			16	16			2	20.62	4			
197	16		16		16			16	16			2	20.62	4			
198	16		16		16			16	16			2	20.62	4			
199	16		16		16			16	16			2	20.62	4			
200	16		16		16			16	16			2	20.62	4			
201	16		16		16			16	16			2	20.62	4			
202	16		16		16			16	16			2	20.62	4			
203	16		16		16			16	16			2	20.62	4			
204	16		16		16			16	16			2	20.62	4			
205	16		16		16			16	16			2	20.62	4			
206	16		16		16			16	16			2	20.62	4			
207	16		16		16			16	16			2	20.62	4			
208	16		16		16			16	16			2	20.62	4			
209	16		16		16			16	16			2	20.62	4			
210	16		16		16			16	16			2	20.62	4			
211	16		16		16			16	16			2	20.62	4			
212	16		16		16			16	16			2	20.62	4			
213	16		16		16			16	16			2	20.62	4			
214	16		16		16			16	16			2	20.62	4			
215	16		16		16			16	16			2	20.62	4			
216	16		16		16			16	16			2	20.62	4			
217	16		16		16			16	16			2	20.62	4			
218	16		16		16			16	16			2	20.62	4			
219	16		16		16			16	16			2	20.62	4			
220	16		16		16			16	16			2	20.62	4			
221	16		16		16			16	16			2	2				

Table 3.—CHARACTERISTICS OF HOUSING FOR WARDS, BY BLOCKS: 1950—Con.

Ward	Block	All dwelling units by occupancy and tenure					All dwelling units by condition and plumbing facilities			Occupied dwelling units			Contract monthly rent ¹		Value ² of one-dwelling-unit structures		
		Total	Owner occupied	Renter occupied	Vacant non-seasonal not dilap., for rent or sale	Other vacant and non-resident	Number reporting	No private bath or dilap.	No running water or dilap.	Total	Persons per room		Occupied by non-white	Number reporting	Average monthly rent (dollars)	Number reporting	Average value (dollars)
											Number reporting	1.51 or more					
10	174	9	6	3			9	4		9	9			3	16.66	3	6.000
	175	12	3	9			12	4	4	12	12			3	25.25	2	
	176	4	1	3			4	2	2	4	4			1		1	
	177	9	6	3			9	4	2	9	9	1	2	3	19.00	4	5.125
	178	9	4	5			9	5	2	9	9	1	2	6	22.00	1	
	179	6	4	2			6	2	2	6	6			1		3	5.166
	180	6	3	3			6	3	3	6	6			3	16.00	2	
	206	6	4	2			6	4	2	6	6	1	2	3	24.33	2	
	207	6	2	4			6	6	1	6	6	1	1	2		2	
	208	3	2	1			3	3		3	3			1		1	
	209	3	1	2			3	3	1	3	3	1	2	2		1	
	210	7	2	5			7	6	5	7	7	3	1	5	12.20	2	
	211	7	2	5			7	4	4	7	7	1	1	5	19.80	1	
	212	3	2	1			3	1	1	3	3	1	1	2		1	
	213	4	2	2			4	4	4	4	4			2			
	214	3	1	2			3	4	4	3	3			2			
	215	3	1	2			3	3	3	3	3			2			
	216	27	15	12			26	22	7	27	27	2	1	11	20.54	7	3.042
	218	1	4				4	3	2	4	4					4	2.400
	11	552	4	4			4	3		4	4		1	2		4	3.750
553		9	7	2		9	6		9	9			3		7	4.285	
554		6	1	5			6	5	5	6			1		1		
556		7	5	2			7	5	5	7			1		6	4.000	
557		5	5				5	4	5	5				5	4.600		
564		1					1			1							
565		2					2			2							
566		10	6	4		1	10	4		10	10	1	4	4	17.50	4	3.750
567		12	7	4		1	12	5		11	11	1	4	4	18.00	6	5.083
568		11	6	5			11	5	1	11	11		4	4	19.00	4	3.750
569		10	8	2			10	6	1	10	9		2	2		5	3.900
570		14	5	9			14	7		14	14	1	8	8	22.12	3	3.333
571		9	7	2			9	3		9	9		1	1		5	3.140
572		11	8	3			11	3		11	11		1	3	21.66	7	4.571
573		12	8	4			12	4		12	12		1	4	30.75	5	5.000
574		18	13	5			18	4		18	18		1	4	16.50	9	5.277
575		9	7	2			9	3		9	9		2	2		4	4.625
576		27	13	14			27	12		27	27	1	2	15	21.73	9	5.300
577		6	4	2			6	3		6	6			2		2	
578		6	3	3			6	3		6	6			2		3	4.666
579		6	5	1			6	2		6	6			1		5	5.700
580		17	11	6			17	8		17	17			6	21.00	10	5.700
581		11	4	7			10	5		11	11			7	24.71	2	4.080
582		24	4	20			23	22	16	24	23	3	9	18	17.94	1	
584		4					4			4	4					2	
585		19	10	9			19	12		19	19		1	8	18.75	7	4.100
586		10	5	5			9	3		10	10		1	4	23.50	4	3.125
588		5	4			1	4	1		4	4			1		4	4.250
589		1															
594		2															
595	10	2	8			9	1		10	10	1	7	7	23.28			
596	9	3	6			8	1		9	9		6	6	28.00	1		
597	13	3	10			13	3	1	13	13		8	8	21.62	3		
599	8	3	5			8	1		8	8		2	2		5	7.166	
600	9	3	6			9	2		9	9		2	2		5	5.080	
601	26	15	11			26	13		26	26		11	11	20.27	11	3.854	
602	18	4	14			18	11		18	18		13	13	16.46	1		
603	17	4	13			17	14		17	17		3	13	20.00	3	4.500	
604	19	4	15			19	16		19	19		1	14	17.92	1		
605	18	5	12		1	17	7		17	16		1	12	20.83	2		
606	3	3				3	3		3	3		2	3	20.00			
607	6	2	4			6	4		6	6		1	4	20.25	2		
608	28	12	14		2	26	15		26	26		4	16	21.18	4	3.450	
609	14	1	12		1	13	1		13	13			11	23.27			
610	31	6	25			30	27	1	31	31	1	1	22	16.72			
611	31	11	20			29	21		31	31	1	1	20	15.35	7	3.928	
612	21	5	16			21	8	1	21	21	1	1	15	25.33	4	4.750	
614	13	5	8			13	1		13	12		8	8	21.87	3	9.000	
615	21	5	16			20	13		21	20		3	14	19.50	2		
616	40	8	32			39	9	3	40	39	3	29	29	23.68			
617	13	8	5			13			13	13		3	3	28.33	4	6.750	
618	7	2	5			7	2		7	7		5	5	19.20	2		
619	9	3	6			9	3		9	9		5	5	20.80	1		
620	6	6				6	6		6	6					3	3.166	
621	12	5	7			12	10		12	12			6	15.00	1		
12	500	3	3			3			3	3			3	20.66	1		
	508	3	1	2		3	1		3	3			1				
	509	2															
	513	1															
	515	5	5						5	5	1	3	4	3	28.33	5	6.540
	516	12	9	3			12	2	1	12	12		3	3	4.562	8	4.562
	517	3	3				3	1		3	3					3	2.666
	519	7	6	1			7	2	1	7	7		3	1		5	3.140
520	8	6	2		1	7	5	3	7	7	2	1	1		5	2.300	

¹For renter-occupied dwelling units and vacant nonseasonal not dilapidated units, for rent.
²For owner-occupied dwelling units and vacant nonseasonal not dilapidated units, for sale only.

HOUSING—BLOCK STATISTICS

Table 3.—CHARACTERISTICS OF HOUSING FOR WARDS, BY BLOCKS: 1950—Con.

Ward	Block	All dwelling units by occupancy and tenure					All dwelling units by condition and plumbing facilities			Occupied dwelling units				Contract monthly rent ¹		Value ² of one-dwelling-unit structures	
		Total	Owner occupied	Renter occupied	Vacant non-seasonal not dilap., for rent or sale	Other vacant and non-resident	Number reporting	No private bath or dilap.	No running water or dilap.	Total	Persons per room		Occupied by non-whites	Number reporting	Average monthly rent (dollars)	Number reporting	Average value (dollars)
											Number reporting	1.51 or more					
12	521	9	8	1		9	4	2	9	9	2	1	1	24.00	7	2,771	
	522	6	3	3		6	3	1	6	6					2		
	538	1							3	3					2	3,850	
	539	3	2	1		3	5	1	3	3	2	2	6	22.00	4	3,128	
	540	13	7	6		13	4	1	13	13	8	5	1	27.00	7	3,628	
	541	8	7	1		8	4	1	8	8	1	1	1	24.00	10	3,800	
	542	25	16	8	1	25	14	7	24	24	4	1	6	24.00	5	3,800	
	543	14	7	7		14	2	3	14	14	1	1	16	19.93	10	4,240	
	544	36	15	21		35	18	5	36	35	3	1	15	22.32	9	3,966	
	545	41	15	26		40	10	5	41	41	3	3	10	22.03	2		
	546	32	5	26	1	31	10	2	31	30	4	6	26	19.92	35	3,537	
	547	206	71	132	1	205	130	68	203	202	19	49	129	35.39	14	3,721	
548	133	16	116	1	133	6	3	132	131	14	55	115	25.00	7	4,375		
549	9	5	4		9	2	2	9	9	2	2	3	25.00	4	3,985		
550	32	15	17		32	16	7	32	32	2	2	17	24.17	7			
13	500	52	26	26		52	30	3	52	52	7	12	26	21.38	2		
	522	3	2	1		3	3		3	3			22	19.20	2		
	523	2	1	1		2	2		2	2			28.79	1			
	524	25	1	24		24	7		25	25			29.73	4			
	525	21	1	20		19	8		21	21	2	2	19	30.00	1		
	526	4	1	3		4	4		4	4			25.25	1			
	533	10	2	8		10	16	8	10	10			8	20.87	1		
	534	19	10	9		19	8	1	19	19		1	6	17.33	1		
	535	22	15	7		22	16	1	21	21	1	1	12	17.91	4	2,225	
	536	22	15	7		22	16	1	21	21	2	2	12				
	537	29	15	13		26	16	3	28	27	2	2	12				
	14	457	28	6	22		28	22		28	28	2		22	15.40	1	
458		42	5	37		42	34	13	42	42	5	10	36	16.11	1		
459		8	8			8	8		8	8			8	13.25	1		
460		40	19	21		40	33	22	40	40	2	3	20	15.90	4	3,700	
461		12	4	8		11	8		12	12	3		8	15.50	1		
462		10	3	7		10	10	2	10	10	2		7	15.42	1		
463		12	2	10		11	11		12	12	1		10	15.40	1		
464		2				2			2	2							
465		9	9			9	9	3	9	9		1	9	13.66	4	3,750	
466		13	7	6		13	9	3	13	12	1	2	6	17.00	1		
467		31	13	17		31	26	5	30	29	1	3	16	14.18	3	4,666	
468		5	2	3		5	4		5	5			2	15.71	2		
469	12	3	9		12	12		12	10	1	1	7	15.05	1			
470	23	4	18		23	21	2	22	21	1	1	18	15.05	1			
471	4	4			4	4		4	4			1					
472	13	3	10		12	4		13	12	1	4	10	16.60	1			
15	474	35	5	30		35	33	5	35	35	4		30	18.10	1		
	475	22	4	18		22	19	1	22	22	2		12	16.83	1		
	476	29	4	25		29	18	1	29	29			25	20.56	1		
	477	43	19	24		43	10	1	43	43	4	1	37	25.67	1		
	478	34	9	25		33	27	1	34	34	4	6	24	20.29	1		
	479	33	9	24		33	28	2	33	32	4	4	23	16.17	1	4,500	
	483	11	3	8		11	9		11	10			8	15.00	2		
	484	49	8	41		48	47	1	49	49	9	12	36	13.63	1		
	485	24	6	18		23	18	3	24	24	4	6	18	16.55	1		
	486	1				1			1	1							
	487	4	1	3		4	4	1	4	3	1	3	4	19.00	1		
	488	6	3	3		6	4	2	6	6	5	5	5	16.00	1		
489	21	3	17		21	14		20	20			17	17.52	1			
490	2				2			2	2								
491	6	3	3		6	1		6	6			3	22.00	1			
492	1				1			1	1								
493	9	1	8		9	6		9	9	1	1	8	20.37	1			
495	9	4	5		9	9		9	9			4	13.00	1			
496	16	5	11		16	14		16	16	1	5	10	18.80	1			
16	414	48	21	27		44	38	2	48	48	3		24	19.66	16	2,850	
	416	6	3	3		6	1		6	6		2		2			
	417	12	5	7		12	10	7	12	12	1		7	12.28	1		
	418	9	3	6		9	8		9	9			6	15.83	2		
	421	21	9	12		20	13	1	21	21	2		11	17.18	4	5,250	
	422	19	8	11		19	12	1	19	19	2		11	20.90	5	4,660	
	423	19	15	4		19	8	3	19	19	1		4	20.25	9	6,055	
	424	29	6	20		28	19		28	28	1		20	16.75	6	5,550	
	425	15	8	7		15	11		15	15	3		9	19.77	4	4,250	
	426	24	7	17		24	14	3	24	24	1		15	20.40	2		
	427	13	6	7		13	4	2	13	13	2		5	22.60	4	5,250	
	428	17	5	12		17	16	5	17	17	4		12	14.50	2		
431	29	10	19		29	14		29	29	2		19	17.10	4	5,500		
432	29	9	20		27	21		29	27	5		19	21.57	4	5,950		
433	12	1	11		12	10		12	12	2		11	19.81	1			
434	20	1	14		20	15	3	19	19	1		13	17.92	1			
435	20	9	10	1	20	14	1	19	19	1		11	20.63	5	3,700		
436	21	8	13		20	16	5	20	20	3		18	16.05	1			
437	18	5	13		17	7		18	16	3		13	22.53	2			

¹For renter - occupied dwelling units and vacant nonseasonal not dilapidated units, for rent.
²For owner - occupied dwelling units and vacant nonseasonal not dilapidated units, for sale only.

Table 3.—CHARACTERISTICS OF HOUSING FOR WARDS, BY BLOCKS: 1950—Con.

Ward	Block	All dwelling units by occupancy and tenure					All dwelling units by condition and plumbing facilities			Occupied dwelling units			Contract monthly rent ¹		Value ² of one-dwelling-unit structures			
		Total	Owner occupied	Renter occupied	Vacant non-seasonal not dilap., for rent or sale	Other vacant and non-resident	Number reporting	No private bath or dilap.	No running water or dilap.	Total	Persons per room		Occupied by non-white	Number reporting	Average monthly rent (dollars)	Number reporting	Average value (dollars)	
											Number reporting	1.51 or more						
16	438	3	1	2														
	439	10	3	7														
	440	11	3	8														
	442	11	3	8														
	443	11	3	8														
	444	11	3	8														
	445	29	7	22														
	446	15	4	11														
	447	19	6	13														
	448	23	8	15														
	449	22	13	9														
	450	22	13	9														
	451	25	13	12														
	452	13	4	9														
	453	32	10	22														
	454	25	3	22														
	455	9	2	7														
	456	15	5	10														
	17	457	21	9	12													
		467	5	3	2													
468		1																
469		1																
474		2																
479		7	2	5														
480		3		3														
481		10	5	5														
482		3	2	1														
483		4	4															
484		4	3	1														
485		2																
486		1																
487		8																
488		24	17	7														
489		3		3														
490		3	2	1														
491		13	7	6														
492		1																
493		67	24	43														
494		3	1	2														
496		6	3	3														
498		8	5	3														
499		5	2	3														
500		4	4															
501		5	4	1														
502		14	5	9														
503		10	7	3														
504		19	10	9														
505		9	5	4														
506		8	5	3														
507		5	4	1														
508		3	3															
510		6	5	1														
511		15	8	7														
513		5	5															
514		2	2															
515		9	3	6														
516		9	4	5														
517		7	2	5														
518	29	14	15															
519	2																	
520	10	5	5															
521	12	4	8															
522	2																	
523	4	4																
524	2																	
525	2																	
526	32	7	25															
527	1																	
528	3		3															
529	20	11	9															
530	4	2	2															
531	7	3	4															
532	4																	
533	2																	
534	2																	
535	3																	
536	61	36	25															
537	47	30	17															
538	3																	
539	35	19	16															
540	16	3	13															
541	4																	
544	4																	
545	3																	
546	3																	

¹For renter - occupied dwelling units and vacant nonseasonal not dilapidated units, for rent.
²For owner - occupied dwelling units and vacant nonseasonal not dilapidated units, for sale only.

HOUSING—BLOCK STATISTICS

Table 3.—CHARACTERISTICS OF HOUSING FOR WARDS, BY BLOCKS: 1950—Con.

Ward	Block	All dwelling units by occupancy and tenure					All dwelling units by condition and plumbing facilities			Occupied dwelling units			Contract monthly rent ¹		Value ² of one-dwelling-unit structures	
		Total	Owner occupied	Renter occupied	Vacant non-seasonal not dilap., for rent or sale	Other vacant and non-resident	Number reporting	No private bath or dilap.	No running water or dilap.	Total	Persons per room		Number reporting	Average monthly rent (dollars)	Number reporting	Average value (dollars)
											Number reporting	1.51 or more				
17	547	1														
	552	1														
	553	15	6	9					15	2		14	9	31.66	5	7,700
	554	8	5	3					8	1		8	3	28.33	4	5,600
	555	7	2	4		1			7	6		6	2		2	
	556	6	5	1					6	1		6	1		5	8,400
	557	6	1	5					6	1		6	4	20.50	1	
	558	2	4	6					2	2		2	5	31.60	1	
	559	10							10	2		10	4			
	560	2							2			2				
	561	64	43	21					64	15	1	64	21	28.28	35	6,265
	562															
	563	20	14	6					20	2		20	6	32.83	13	7,984
	564	9	7	2					9	4		9	2	6.857	7	
	565															
	566	2							2			2				
	567	6							6	1	1	6	1		5	6,380
	568	12	10	2					12	4		12	1		6	5,616
	569															
	570															
	571															
	572															
	573	12	10	2					12	4		12	1		5	6,380
	574															
	575															
	576	5	5						5			5			5	12,200
	577															
	578	11	4	7					11			11	6	33.66	2	
	579	8	2	6					8			8	6	34.83	2	
	580	26	13	13					26	2		26	13	34.00	8	8,062
	581	39	22	17					39			39	17	33.70	13	8,230
	582															
	583	6	1	5					6	6		6	1		1	
	584	9	3	6					9	9		9	5	32.50	1	
	585	3	1	2					3	24	21	3	4	28.14	5	6,800
	586	29	7	22					29	11	7	29	2	30.90	4	8,125
	587	4	2	2					4	4		4	2		2	
	588	10	6	4					10			10	4	39.25	2	
	589															
	590	15	10	5					15	1		15	5	48.60	9	10,555
	591	26	10	16					26	1		26	16	40.68	3	8,333
	592	16	8	8					16	1		16	8	46.50	1	
	593	5	1	4					5			5	4	37.00		
	594	17	7	10		1			17	16		17	10	48.00	4	10,500
	595	16	10	6					16	16		16	6	60.00	6	13,500
	596	15	11	4					15	15		15	4	47.50	9	8,800
	597	16	12	4					16	16		16	4	55.00	7	10,142
	598	14	8	6					14	14		14	6	40.33	5	10,000
	599	14	9	5					14	14		14	5	43.40	7	8,285
	600															
	601	5	4	1					5	5		5	1		3	6,400
	602	6	3	3					6	2		6	3	25.33	1	
	603															
	604	1							1			1			2	
	605	6	2	4					6	2	2	6	1		1	
	606	17	4	13		1			17	6		17	12	29.25	3	6,333
	607	13	5	8					13	1		13	8	26.75	3	6,333
	608	22	7	15					22	2		22	15	35.86	6	6,500
	609	14	9	5					14	4		14	5	19.80	6	7,916
	610	12	5	7					12			12	7	32.42	4	10,500
	611															
	612	6	1	5					6	1		6	5	41.60		
	613	21	13	8					21	2		21	8	49.50	6	8,583
	614	17	11	6					17	2		17	6	32.16	8	7,812
	615	29	14	15					29	1		29	14	36.92	8	8,937
	616	13	7	6					13	13		13	5	45.00		
	617	17	5	12					17	3		17	12	45.08	2	
	618	14	1	13					14	14		14	12	54.33		
	619	15	4	10		1			15	9		15	10	45.80		
	620	9	3	6					9	9		9	6	47.00		
	621	12	7	5					12			12	5	36.60	5	12,500
	622															
	623	10	3	7					10	3	2	10	7	35.71	2	
	624	2							2			2				
	625	39	7	32					39	5	4	39	32	37.37		
	626	41	4	36		1			41	18	7	41	36	22.00		
	627	22	4	18					22	3		22	18	32.16		
	628	19	8	11					19	1		19	10	44.50	1	
	629	3	1	2					3	3		3	2			
	630	5	1	4					5	5		5	2		1	
	631	13	2	10		1			13			13	11	45.45	1	
	632	10	5	5					10	10		10	5	48.00	2	
	633															
	634	14	5	9					14	1		14	9	44.88	1	
	635	15	7	8					15	1	1	15	7	50.00	1	
	636	24	8	16		3			24			24	13	41.53	1	
	637	20	2	18					20	20		20	13	39.69	2	
	638	8	6	2					8	8		8	6	31.83		
	639	14	6	8					14	14		14	8	31.37	1	
	640	19	4	15					19	19		19	15	39.60	3	10,166
	641	13	7	6					13	4		13	7	33.57	4	9,500
	642	16	6	10					16	6		16	10	33.00	1	
	643	24	10	14					24	2		24	14	37.71	7	7,242
	644															
	645	14	5	9					14	1		14	9	44.88	1	
	646	3							3			3				
	647	5							5			5				
	648	13	2	10					13			13	7	33.57	4	9,500
	649	16	6	10					16	6		16	10	33.00	1	
	650	24	10	14					24	2		24	14	37.71	7	7,242
	651															
	652	14	5	9					14	1		14	9	33.66	5	4,480
	653	3							3	2		3	3	22.00		
	654	2							2			2			4	4,875
	655	7	5	2					7	1		7	2		4	4,875
	656	8	7	1					8	8		8	7	9.357	7	
	657	12	9	3					12	1		12	3	64.62	8	
	658	10	7	3					10	1		10	3	71.25	4	

¹For renter - occupied dwelling units and vacant nonseasonal not dilapidated units, for rent.
²For owner - occupied dwelling units and vacant nonseasonal not dilapidated units, for sale only.

Table 3.—CHARACTERISTICS OF HOUSING FOR WARDS, BY BLOCKS: 1950—Con.

Ward	Block	All dwelling units by occupancy and tenure					All dwelling units by condition and plumbing facilities			Occupied dwelling units			Contract monthly rent ¹		Value ² of one-dwelling-unit structures	
		Total	Owner occupied	Renter occupied	Vacant non-seasonal not dilap., for rent or sale	Other vacant and non-resident	Number reporting	No private bath or dilap.	No running water or dilap.	Total	Persons per room		Number reporting	Average monthly rent (dollars)	Number reporting	Average value (dollars)
											Number reporting	1.51 or more				
17	657	11	7	4		10	1		11	1.1	2	4	25.25	5	7,300	
	658	11	6	5		10			11	1.1		4	32.40	4	5,875	
	659	22	14	7	1	22	5		21	2.1		5	33.28	5	6,200	
	660	16	5	11		16	4	1	16	1.6		11	36.72	3	5,300	
	661	17	7	10		17			17	1.7		10	43.70	3	5,666	
	662	8	4	4		8	1		8	0.8		4	40.00	2		
	663	6	1	5		6			6	0.6		5	34.80			
	664	5		5		5			5	0.5		5	49.00			
	665	16	6	10		16	4		16	1.6		10	40.50	4	13,875	
	666	6	4	2		6			6	0.6		2		3	12,666	
	667	18	7	11		18	1		18	1.8		11	36.63	1		
	668	25	8	17		25	1		25	2.5	1	17	35.47			
	669	9	4	4	1	9			8	0.8	1	5	35.20	1		
	670	13	3	10		13	2	1	13	1.3		10	32.70			
	672	2														
	673	43	18	25		43	9	3	43	4.3		24	32.70	9	51,777	
	674	64	22	42		60	13	4	64	6.4		35	31.14	10	7,850	
	675	55	22	33		53	8		55	5.5	1	30	33.13	10	7,100	
	677	24	10	14		24	2		24	2.4		14	29.07	6	8,550	
	678	8	4	4		8	1		8	0.8		4	29.00	1		
	679	35	11	22	2	35	4		33	3.3		22	36.04	8	7,750	
	680	29	13	16		29	1		29	2.9		16	35.68	4	6,750	
	681	20	9	11		20	1		20	2.0		10	31.30	4	6,550	
	682	15				15	1		15	1.5		7	37.42	5	5,814	
	683	13	5	8		13			13	1.3	1	8	29.75	7	9,333	
	684	21	9	12		21	3	1	21	2.1		12	36.33	4	7,750	
	685	13	9	4		12			13	1.3		4	30.00	6	5,283	
	686	11	4	7		11	2		11	1.1		7	28.57	3	7,333	
	687	19	9	10		19			19	1.9		9	38.33	6	7,166	
	688	19	9	10		18			19	1.9		10	34.50	4	6,375	
	689	10	5	5		10			10	1.0		5	33.40	1		
	690	18	3	15		18	7	1	18	1.8	1	15	31.13			
	691	13	9	4		13			13	1.3		4	31.50	7	6,742	
	692	13	9	4		13			13	1.3		4	40.00	7	6,785	
	693	8	7	1		8	1		8	0.8		1		4	7,725	
	694	11	8	3		11			11	1.1		3	30.00	6	7,666	
	695	20	10	9	1	20	2		19	1.9		9	35.00	8	6,875	
	696	10	7	3		10	2		10	1.0		3		7	7,142	
	698	8	5	3		8	2		8	0.8	1	2		7	6,000	
	699	9	7	2		9	2		9	0.9		2		7	7,857	
	700	5	4	1		5	1	1	5	0.5	1	1		4	6,000	
	701	8	6	2		8	5		8	0.8	1	2		3	3,200	
	702	12	5	7		12	1		12	1.2	1	7	33.85	5	6,500	
	703	8	6	2		8			8	0.8		2		4	6,500	
	704	14	9	5		14	1	1	14	1.4		5	27.00	7	7,375	
	705	9	6	3		9			9	0.9		3	41.66	5	10,400	
	706	13	5	8		13			13	1.3		8	39.00	4	7,750	
	707	17	7	10		17			17	1.7		7	38.66	2		
	708	23	7	16		23	7	5	23	2.3	1	16	30.12	2		
	709	15	11	4		15			15	1.5		4	37.25	2	6,625	
	710	21	7	13		21	2		20	2.0	1	12	32.75	2		
	711	15	9	6		15			15	1.5		6	31.00	6	7,400	
	712	15	8	7		15	4		15	1.5	1	7	40.50	2		
	713	18	5	12		18	4		17	1.7		12	27.58	2		
	714	18	9	9	1	18			18	1.8		9	29.75	7	7,571	
	715	18	9	9		18	1		18	1.8		9	31.55	5	8,500	
	716	15	4	11		15			15	1.5		4	34.54	1		
	717	18	10	8		17	2		17	1.7	1	10	37.60	3	11,500	
	718	20	7	13		20			20	2.0		13	35.23	1		
	719	8	3	5		8	1		8	0.8		4	27.75	2		
	720	9	4	5		9	1		9	0.9		5	28.20	3	8,000	
	721	18	10	7		18	1		17	1.7		7	35.42	6	7,416	
	722	23	10	12	1	23	7		22	2.2	1	12	27.41	6	6,950	
	723	40	18	22		40	8	4	40	4.0		21	31.33	8	5,875	
	724	39	18	21		39	7		39	3.9	1	20	28.00	8	5,462	
	725	17	10	7		17			17	1.7		6	32.23	6	7,250	
	726	18	7	11		18	3	1	18	1.8	1	11	31.63	4	6,275	
	727	15	5	10		15			15	1.5		10	39.20	4	8,500	
	728	16	7	9		16	5	4	16	1.6		8	44.37	4	8,150	
	729	26	14	12		26			26	2.6		11	35.63	7	7,642	
	730	14	5	9		14			14	1.4		8	36.00	2		
	731	18	9	9		18	4	3	18	1.8		9	29.00	4	9,000	
	732	15	6	9		15			15	1.5		9	38.77	3	8,333	
	733	15	6	9		15			15	1.5		9	28.55	4	9,750	
	734	8	7	1		8			8	0.8	1	1		6	8,850	
	735	8	4	4		8			8	0.8		3	35.00	4	8,375	
	736	4	3	1		4			4	0.4		1		2		
	737	2														
	738	4	4			4			4	0.4				4		
	739	45	21	24		44	6	6	45	4.4		24	39.37	10	24,375	
	740	3		3		3	1		3	0.3		3	30.00			
	741	28		23		28	9		28	2.8		22	27.22	1		
	742	25	12	12		25	1		24	2.4	2	12	29.25	9	8,000	
	743	38	21	17		38			38	3.8		17	31.00	11	7,045	
	744	24	1	23		24	17		24	2.4	1	23	21.69			
	745	14	1	13		14	5		14	1.4		13	24.30			

¹For renter - occupied dwelling units and vacant nonseasonal not dilapidated units, for rent.
²For owner - occupied dwelling units and vacant nonseasonal not dilapidated units, for sale only.

HOUSING—BLOCK STATISTICS

Table 3.—CHARACTERISTICS OF HOUSING FOR WARDS, BY BLOCKS: 1950—Con.

Ward	Block	All dwelling units by occupancy and tenure					All dwelling units by condition and plumbing facilities			Occupied dwelling units			Contract monthly rent ¹		Value ² of one-dwelling-unit structures		
		Total	Owner occupied	Renter occupied	Vacant non-seasonal not dilap., for rent or sale	Other vacant and non-resident	Number reporting	No private bath or dilap.	No running water or dilap.	Total	Persons per room		Occupied by non-white	Number reporting	Average monthly rent (dollars)	Number reporting	Average value (dollars)
											Number reporting	1.51 or more					
18	311	16	9	7		13	5		16	13			6	21.00	7	6,542	
	312	11	8	3		11	2		11	11			2		8	9,000	
	314	3	2	1		3	1		3	3			1		2		
	315	3	3			3	1		3	3					3	5,666	
	316	5	4	1		5	2		5	5			1		3	7,000	
	317	3	1	2		3	1		3	3					1		
	318	10	6	4		9	1		10	10			2	23.75	2		
	319	19	12	7		19	2		19	19			6	21.33	4	9,500	
	320	9	6	3		9			9	9			3	33.33	3	8,333	
	321	2															
	344	8	2	6		8	1		8	8			6	21.83			
	345	5	4	1		5	2		5	5			1		3	4,333	
	346	6	3	3		5	1		6	6	2		2		2		
	347	13	3	8		13	2		13	13			8	30.12	2		
	348	10	5	5		10	6		10	10			8	28.25			
	349	9	2	7		8	2	2	8	8			3	24.00	4	6,125	
	350	7	3	4		7	2	1	7	7	1		3	22.66	1		
	351	14	6	8		14	1		14	14			8	40.37	1		
	352	34	3	31	1	34	6		33	33	1		33	29.57			
	353	9	4	5		9	1		9	8	1		4	23.75	2		
	354	21	13	8		21	3		21	21			7	32.57	8	9,687	
	355	32	14	18		32	7		32	32			18	37.88	6	9,250	
	356	7	5	2		7			7	7			2		4	9,750	
	357	24	7	17		24			24	24	1		17	47.88	4	8,250	
	358	2															
	359	32	18	14		31	3		32	32			13	33.07	13	7,961	
	360	38	21	16		38	3		37	36			16	27.75	14	6,964	
	361	6	3	3		5			6	6			5		2		
	362	10	5	5		10	4		10	10	1		5	25.20	2		
	363	7	6	1		7	4		7	7			1		4	7,500	
	364	7	5	2		7	2	1	7	7			2		4	5,500	
	365	9	6	3		9	4	1	9	8			3	18.33	4	5,250	
	366	10	4	6		9	6	4	10	10			4	23.00	6	5,416	
	367	5	2	3		5	1		5	5			3	4.50			
	368	8	4	4		8	1		8	8			4	33.75	3	6,333	
	369	15	9	6		13	7	1	15	14			5	5.785	7	5,785	
	370	10	5	5		10	5	3	10	10			5	24.60	3	5,833	
	371	7	5	2		7	2		7	7			2		2		
	374	1															
	375	3	3			3	1		3	3					3	7,166	
	376	12	10	2		12	4		12	12	1		2		7	6,000	
	377	7	5	2		7	2		7	7			2		3	7,666	
	378	9	7	2		9	4		9	9			2		5	6,000	
	379	4	2	2		4	1		4	4					1		
	380	8	5	3		8	5		8	8			2		3	5,833	
382	8	5	3		8	5		8	8			3	20.00	2			
383	14	9	5		13	7		14	14	1		3	24.00				
384	11	5	6		11	4		11	11			5	20.00	1			
385	9	7	2		9	3	1	9	9	1		2		6	5,750		
386	6	5	1		6	2		6	6			1		4	6,500		
387	9	4	5		9	7		9	9	2	1	5	16.00	2			
389	6	6			6	2		6	6			6		6	6,683		
390	8	8			8	3		8	8	1	1	6		6	4,416		
391	11	9	2		11	7	1	11	11			2		6	5,416		
392	8	4	4		8	5		8	8			4	28.25	3	5,833		
393	8	5	3		8	3		8	8			3	26.33	2			
394	9	3	6		9	4		9	9	1		6	22.66	3	6,833		
395	13	3	10		12	7		13	13	1		5	20.60	4	5,000		
396	12	8	4		11	7		12	11	1		4	19.25	5	4,400		
397	7	4	3		7	1		7	7			3	27.66	2			
398	6	5	1		6	4		6	6			1		4	6,125		
399	7	7			7	5		7	7	1		1		7	4,785		
401	12	8	4		12	9		12	12	1		3	20.00	4	4,500		
402	1																
403	7	3	4		7	4		7	7	1		4	20.75	3	5,833		
404	6	5	1		6	3		6	6			1		5	5,300		
405	8	5	3		8	4		8	8	1		3		3	5,166		
406	19	15	4		19	10		19	19	4		4	16.25	13	5,246		
409	5	3	2		5	1		5	5			1		3	5,000		
410	2																
411	8	7	1		8			8	8	2		1		5	5,000		
412	5	2	3		5	5		5	5			2					
19	245	8	8			1		8	8					7	7,857		
	246	9	7	2		9	3		9	9			2	6	9,000		
	247	11	8	3		11	2		11	11			3	7	7,271		
	248	11	7	4		11	3		11	11			3	10	10,333		
	249	12	10	2		12			12	12			3	7	7,366		
	250	13	8	5		13	5	2	13	13			5	6	9,040		
	251	8	5	3		8	2		8	8			2				
	252	27	16	11		27	13		27	26	1		11	26.72	10	7,800	
	253	23	6	17		23	2		23	23			17	42.76	4	11,250	
	254	13	6	7		13	7		13	13	1		7	20.00	4	6,125	
	255	18	11	7		18			18	17			7	31.28	10	9,850	
	256	16	9	7		16	4		16	16			7	28.28	4	5,750	

¹For renter - occupied dwelling units and vacant nonseasonal not dilapidated units, for rent.
²For owner - occupied dwelling units and vacant nonseasonal not dilapidated units, for sale only.

Table 3.—CHARACTERISTICS OF HOUSING FOR WARDS, BY BLOCKS: 1950—Con.

Ward	Block	All dwelling units by occupancy and tenure					All dwelling units by condition and plumbing facilities			Occupied dwelling units			Contract monthly rent ¹		Value ² of one-dwelling-unit structures		
		Total	Owner occupied	Renter occupied	Vacant non-seasonal not dilap., for rent or sale	Other vacant and non-resident	Number reporting	No private bath or dilap.	No running water or dilap.	Total	Persons per room		Occupied by non-white	Number reporting	Average monthly rent (dollars)	Number reporting	Average value (dollars)
											Number reporting	1.51 or more					
19	257	1															
	258	8	4	4		8			8	8			4	35.00	4	7,000	
	259	9	2	7		9	1		9	9	1		5	19.00	2		
	260	17	6	10	1	17	4		16	16			10	33.00	5	81.00	
	261	7	4	3		7	2	1	7	7			3	25.66	3	8,666	
	262	15	10	5		15	2		15	15			4	38.75	7	6,428	
	263	15	11	4		15			15	15			4	31.25	7	9,714	
	264	13	6	7		13	4		13	13			7	30.42	3	12,500	
	265	15	11	4		15	3		15	15			4	22.25	6	10,666	
	266	11	7	4		11	2		11	11			3	25.66	5	8,240	
	267	19	14	5		19	3		19	18			2		13	7,884	
	269	6	5	1		6			6	6			1		4	8,000	
	271	12	9	3		11	3		12	11			3	26.66	6	8,050	
	272	1															
	273	4	3	1		4			4	4			1		3	81.66	
	274	6	6			6			6	6					6	9,166	
	275	7	6	1		7	1	1	7	6			1		6	8,000	
	276	18	14	4		18	4		18	18			3	27.00	10	8,050	
	277	3	3			3			3	2	1				1		
	278	11	10	1		11			11	11			1		9	7,333	
	279	10	7	3		10	6		10	10	1		3	34.33	4	7,500	
	280	15	10	4		15	2		14	14	1		4	28.75	10	7,500	
	281	13	7	5		13	1		12	12			4	27.75	7	6,571	
	282	10	10			10			10	10	1				10	7,300	
	283	11	5	6		11	3		11	11			3	26.00	5	8,400	
	284	6	4	2		6	1	1	6	6			2		4	6,750	
	285	16	8	8		16	6		16	16			8	35.50	4	8,875	
	286	7	4	3		7	2	2	7	7			2		4	8,250	
	287	9	7	2		9	4		9	9			2		5	7,400	
	288	5	3	2		5			5	5			2		3	6,166	
	289	9	2	7		9	3	1	9	9	1		6	36.33	2		
	298	6	5	1		6			6	6			1		1		
	299	7	6	1		7	3	2	7	7					5	7,000	
	300	9	5	3	1	9	7	4	8	8			3	21.00	3	6,166	
	301	7	5	2		7			7	7			2		5	6,100	
	302	6	5	1		6	6		6	6			1		5	5,400	
	303	7	5	2		7			7	7			2		3	5,166	
	304	11	6	5		10	4	1	11	10			3	26.66	6	7,833	
	305	9	7	2		9			9	9			2		6	7,833	
	306	2				2			2	2							
	307	17	6	11		17	1	1	17	16			11	35.90	3	8,000	
	308	15	12	3		15	2	2	15	15			3	29.66	12	8,416	
	309	20	14	6		20	4		20	20	1		4	28.75	11	10,681	
	310	2				2			2	2							
	323	3	2	1		3			3	3			1		1		
	324	1				1			1	1							
	325	20	11	9		20	4	2	20	20	1		9	30.55	4	4,875	
	326	3	1	2		3	1	1	3	3			2		3	6,666	
	327	6	4	2		6	2		6	6			2		3	6,800	
	328	5	5			5			5	5					3	6,800	
	329	8	4	4		8			8	8			4	37.75	3	6,000	
	330	4	4			4	1		4	4			1		2		
	331	5	2	3	1	5	4		4	4			2		1		
	332	11	5	6		10	2		11	10			6	31.50	1		
	333	7	4	3		7			7	7			3	40.00	2		
	334	3	3			3			3	3			1		2		
	335	15	5	9		15	8	8	14	14	1		9	28.88	2		
20	2	89	11	75	1	89	8	3	86	86	4		75	33.20	4	4,725	
	3	6	6			6			6	6					6	6,666	
	6	10	10			10			10	10					10	7,600	
	7	8	8			8			8	8					8	7,187	
	8	10	7	3		10			10	10			3	41.66	5	9,700	
	9	9	9			9			9	9			2		5	8,940	
	10	10	9	1		10			10	10	1		1		9	8,055	
	11	5	5			5			5	5					5	8,600	
	13	7	4	3		7			7	7			3	65.00	4	6,250	
	14	6	6			6	4		6	6					6	4,750	
	15	10	8	2		10			10	10			2		5	8,600	
	16	7	7			7			7	7					7	8,357	
	17	11	7	4		11			11	11			4	30.50	5	8,400	
	18	4	4			4			4	4			1		3	9,666	
	19	9	4	5		9			9	9			5	30.00	3	9,000	
	20	4	4			4	1		4	4					4	5,200	
	22	1				1			1	1					7	6,000	
	23	7	7			7			7	7							
	24	3	3			3			3	3			3	32.66			
	25	16		16		16			16	16			16	36.37			
	26	16		16		16			16	16			16	39.75			
	29	2				2			2	2							
	30	6	3	3		6			6	6	1		3	36.00	1		
	32	7	5	2		7			7	7			2		5	7,500	
	33	18	13	5		17	4	3	18	18			5	27.00	11	7,272	
	40	8	5	3		8			8	8			3	25.66	7	8,500	
	41	7	7			7			7	7					7	7,428	
	42	15	14	1		15	2	1	15	15	1		1		11	5,727	

¹For renter - occupied dwelling units and vacant nonseasonal not dilapidated units, for rent.
²For owner - occupied dwelling units and vacant nonseasonal not dilapidated units, for sale only.

HOUSING—BLOCK STATISTICS

Table 3.—CHARACTERISTICS OF HOUSING FOR WARDS, BY BLOCKS: 1950—Con.

Ward	Block	All dwelling units by occupancy and tenure					All dwelling units by condition and plumbing facilities			Occupied dwelling units			Contract monthly rent ¹		Value ² of one-dwelling-unit structures		
		Total	Owner occupied	Renter occupied	Vacant non-seasonal not dilap., for rent or sale	Other vacant and non-resident	Number reporting	No private bath or dilap.	No running water or dilap.	Total	Persons per room		Occupied by non-white	Number reporting	Average monthly rent (dollars)	Number reporting	Average value (dollars)
											Number reporting	1.51 or more					
20	43	8	8			8			8	8					7	7,000	
	44	16	10	6		16	2		16	16	2		6	23.83	8	6,500	
	45	11	8	3		11	1		11	11			3	7.166	6	7,166	
	46	3	3			3			3	3	1			6.333	3	6,333	
	47	4	4			4			4	4				7.375	4	7,375	
	48	4	4			4			4	4				9.075	4	9,075	
	49	15	5			5			5	5				7.200	5	7,200	
	50	15	7			7			7	7				6.571	7	6,571	
	51	19	10	9		19			19	19	1		9	26.66	7	7,928	
	52																
	53	11	6	5		11	1		11	11			5	26.00	2	7,400	
	54	4	4			4			4	4			2	21.750	1	21,750	
	55	4	4			4			4	4			1		4	7,400	
	56	6	6			6			6	6			1		4	21,750	
	57	4	4			4			4	4			1		4	7,400	
	58	4	4			4			4	4			1		4	7,400	
	59	13	7	6		13	2		13	13	1		6	34.50	4	7,625	
	60	4	4			4			4	4					3	7,333	
	61	3	3			3	2	1	3	3			2				
	62	3	3			3	2	1	3	3			2				
	63	1	1	5		6	2	2	6	6			5	29.00	1		
	64	1	1			1			1	1			1		2		
	65	4	4			4	3		4	4	1		1		3	9,166	
	66	4	4			4	1	1	4	4			1				
	67	2	2			2			2	2			2				
	68	2	2			2			2	2			2				
	69	12	8	2	1	12	3	2	10	10			2		7	9,628	
	70	11	8	2		11	3	5	11	11			6	17.33	2		
	71	2	2			2			2	2			1		7	5,800	
	72	9	8	1		9			9	9			1				
	73	17	8	9		17	4		17	17			9	32.66	5	7,800	
	74	15	9	6		15			15	15			6	43.00	8	7,250	
	75	4	4			4	1		4	4			1		1		
	76	5	5			5			5	5			3	36.66	1	7,625	
	77	15	10	5		15			15	15			5	34.00	8	8,750	
	78	10	8	2		10	1		10	10			2		1	7,625	
	79	8	8			8			8	8		1	1		1	8,750	
	80	17	14	3		17	2		16	16	3	1	2		11	6,863	
	81	4	4			4	2		4	4			1		3	4,833	
	82	6	5	1		6	1		6	6			1		4	6,500	
	83	4	4			4			4	4			1		3	7,666	
	84	13	9	4		13	2		13	13			1	24.00	9	7,666	
	85	21	12	9		21	1		21	21			11	28.45	8	7,250	
	86	10	3	7		10	2		10	10			7	24.00	2		
	87	16	3	13		16	2		16	16			3	31.66	2	7,666	
	88	13	10	3		13			13	13			3	30.66	5	7,500	
	89	18	16	2	1	18	3	17	17	17	1		15	23.66	9	10,277	
	90	1	1			1			1	1							
	91	24	15	9		24	2		24	24			9	33.00	13	7,615	
	92	21	13	8		21	4		21	21			8	36.00	11	7,681	
	93	10	5	5		10			10	10			5	24.60	3	7,000	
	94	6	4	2		6	1		6	6			2		3	7,333	
	95	2	2			2			2	2			2				
	96	11	9	2		11	7		11	11			9	28.88	8	7,125	
	97	5	5			5			5	5			5	33.50	2		
	98	12	8	4		12	5		12	12	1		4	34.28	6	6,583	
	99	7	6	1		7			7	7			6	36.50	4	6,375	
	100	13	5	8		13	1		13	13			4	32.75	3	6,833	
	101	19	15	4		19	4		19	19			4				
	102	12	6	6		12	4	2	12	12			5	23.40	2		
	103	8	6	2		8			8	8			2		5	5,900	
	104	5	5			5	1	1	5	5					3	4,833	
	105	4	4	1		4			4	4			1		3	6,333	
	106	8	4	4		8			8	8			4	32.50	3	5,166	
	107	15	9	6		15	1		15	15			6	30.00	7	6,000	
	108	15	8	7		15			15	15			7	35.71	4	7,250	
	109	2	2			2			2	2							
	110	4	1	3		4			4	4			3	26.00			
	111	4	2	2		4			4	4			2		1		
	112	8	4	4		8			8	8			2		4		
	113	4	2	2		4	4		4	4	3		3	18.33	1	6,625	
	114	8	8			8			8	8					6	7,583	
	116	1				1			1	1							
	118	3	2	1		3	2		3	3			1		1		
	119	3	3			3	2		3	3					3	8,333	
	120	9	5	4		9	2		9	9			4	27.50	2		
	121	1	1			1			1	1							
	123	1				1			1	1							
	124	8	3	5		8	3		8	8	1		4	25.00	1	5,250	
	125	4	4			4	2		4	4			4		4	5,250	
	126	7	3	4		7	4		7	7	1		3	19.66	4	4,000	
	127	7	6	1		7	2		7	7					5	5,440	
	128	1				1			1	1							
	129	26	12	14		26	3		26	26	1		13	31.46	6	5,700	
	130	6	4	2		6	2		6	6					4	3,875	
	131	8	5	3		8	3		8	8			2		4	4,300	
	132	6	4	2		6	1		6	6			2		3	8,000	
	133	10	6	4		10	5		10	10			3	18.33	4	4,500	

¹For renter - occupied dwelling units and vacant nonseasonal not dilapidated units, for rent.
²For owner - occupied dwelling units and vacant nonseasonal not dilapidated units, for sale only.

Table 3.—CHARACTERISTICS OF HOUSING FOR WARDS, BY BLOCKS: 1950—Con.

Ward	Block	All dwelling units by occupancy and tenure					All dwelling units by condition and plumbing facilities			Occupied dwelling units			Contract monthly rent ¹		Value ² of one-dwelling-unit structures			
		Total	Owner occupied	Renter occupied	Vacant non-seasonal not dilap., for rent or sale	Other vacant and non-resident	Number reporting	No private bath or dilap.	No running water or dilap.	Total	Persons per room		Occupied by non-white	Number reporting	Average monthly rent (dollars)	Number reporting	Average value (dollars)	
											Number reporting	1.51 or more						
20	134	3	2	1														
	135	8	5	2		1												
	136	10	6	2				5										
	213	10	6	2														
	214	24	12	12														
	215	13	6	3														
	216	8	5	3														
	217	10	4	4					1									
	218	4	4															
	219	21	10	11										10	18.70	8	7,937	
	220	11	8	3										3	29.66	3	11,666	
	221	19	11	8					1					8	39.25	8	6,625	
	222	6	3	3										3	26.66	2	5,285	
	223	11	3	8										3	28.33	5	7,200	
	224	14	10	4										4	32.50	9	6,244	
	225	3	2	1										1	21.00	2	4,200	
	226	14	12	2										2	28.00	8	8,187	
	227	14	12	2										2	32.92	6	6,916	
	228	22	15	7										14	39.20	10	10,250	
	229	11	11											10	40.00	12	8,416	
	230	18	14	4					2					4	33.00	5	10,400	
	231	7	5	2										2	28.25	4	5,625	
	232	3	1	2										2	14.00	2	2,800	
	233	10	5	5										5	16.60	3	5,000	
	234	11	5	6										5	37.80	3	9,333	
	235	45	27	16		2		17	6					16	28.43	26	5,730	
	236	4	4											4	28.40	3	11,500	
	237	8	4	4										4	28.33	4	6,175	
	238	14	10	4										10	35.57	2	7,114	
	239	20	11	9		1								10	32.80	6	7,300	
	240	17	5	12										12	32.91	3	6,333	
	241	10	10											10	30.00	8	7,162	
	242	11	6	5										5	29.60	5	6,480	
	243	16	11	5										5	29.00	11	6,863	
	244	2																
	245	2																
	246	2																
	247	2																
	248	2																
	249	2																
	250	9	6	3					3					11	27.63	6	7,450	
	251	9	9											9	30.00	5	5,600	
	252	11	3	8										11	27.27	4	5,250	
	253	13	3	10										12	24.18	2	4,836	
	254	9	3	6										6	22.50	1	2,250	
	255	10	3	7										6	22.50	1	2,250	
	256	10	7	3										3	20.00	1	2,000	
	257	17	10	7					1					3	35.66	6	7,416	
	258	35	26	9										2	21.66	9	7,377	
	259	14	9	5										2	21.66	2	4,332	
260	14	9	5										2	32.92	2	6,584		
261	17	2	15										15	19.66	3	7,666		
262	2																	
263	2																	
264	5	2	3										3	34.93	3	10,479		
265	5	2	3															
266	18	3	15										14	39.07	1	3,907		
21	137	55	23	32														
	138	8	8															
	139	14	9	5														
	140	5	4	1														
	141	26	20	4														
	142	16	12	4		2												
	143	1																
	144	1																
	145	2																
	146	2																
	147	6	3	3										3	21.66	1	2,166	
	148	11	6	5										5	31.80	3	7,000	
	149	2																
	150	4	3	1										1	4.00	1	4,000	
	151	8	3	5										4	33.25	1	3,325	
	152	2																
	153	6	3	3										3	25.00	2	5,000	
	154	5	5															
	155	2																
	156	4	2	2										1	4.00	1	4,000	
	157	5	2	2		1								2	4.00	1	4,000	
	158	4	2	2										2	4.00	1	4,000	
	159	2																
	160	2																
	162	10	5	5										5	22.40	1	2,240	
164	4	1	3										3	20.33	1	2,033		
165	2																	
166	1																	
167	3	2	1										1	3.00	1	3,000		
168	5	4	1										1	5.00	1	5,000		
169	5	1	4										4	28.00	1	2,800		
170	8	2	6										6	22.33	2	4,466		
171	4	3	1										1	4.00	3	6,000		
172	15	5	10										10	29.90	4	4,625		
173	5	1	4										4	30.25	1	3,025		
174	13	1	12										12	21.00	1	2,100		
175	6	4	2										2	3.00	3	6,000		
176	4	1	3										3	41.00	1	4,100		

¹For renter-occupied dwelling units and vacant nonseasonal not dilapidated units, for rent.
²For owner-occupied dwelling units and vacant nonseasonal not dilapidated units, for sale only.

HOUSING—BLOCK STATISTICS

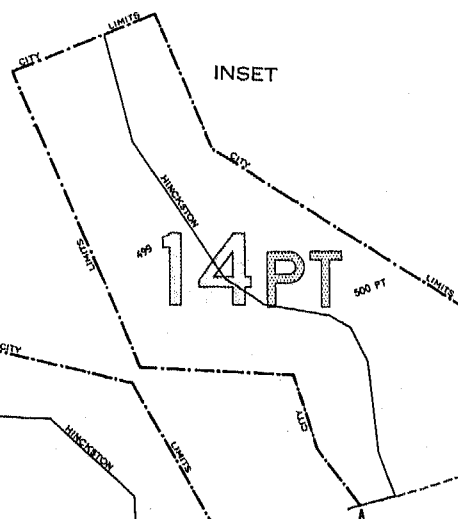
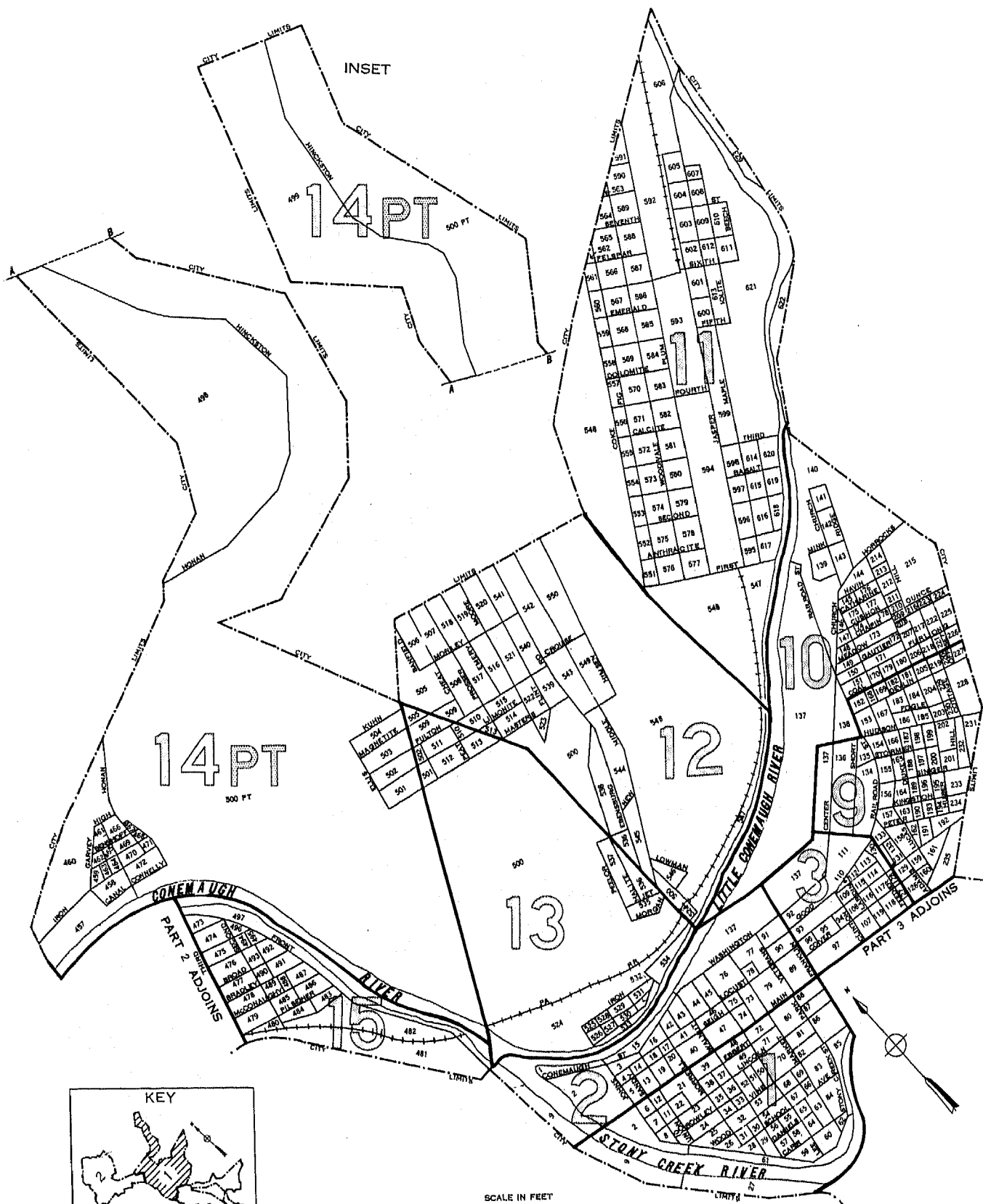
Table 3.—CHARACTERISTICS OF HOUSING FOR WARDS, BY BLOCKS: 1950—Con.

Ward	Block	All dwelling units by occupancy and tenure					All dwelling units by condition and plumbing facilities			Occupied dwelling units			Contract monthly rent ¹		Value ² of one-dwelling-unit structures		
		Total	Owner occupied	Renter occupied	Vacant non-seasonal not dilap., for rent or sale	Other vacant and non-resident	Number reporting	No private bath or dilap.	No running water or dilap.	Total	Persons per room		Occupied by non-white	Number reporting	Average monthly rent (dollars)	Number reporting	Average value (dollars)
											Number reporting	1.51 or more					
21	177	2															
	179	1															
	180	6	5	1					6	6			1		3	9,833	
	181	3	2	1					3	3			1		2		
	182	5	2	3					5	5			2		2		
	183	3	1	2					3	3			2		2		
	184	15	11	4					15	15			4	26.50	6	5,833	
	185	17	9	8					17	17			7	41.42	4	9,250	
	186	1															
	187	1															
	188	8	6	1	1				8	7	7		1		7	8,857	
	189	2															
	190	2															
	192	1															
	193	5	3	2					5	5			2		2		
	194	3	3						3	3					3	7,333	
	195	1															
	196	15	4	11					15	8	7		2	25.10	1		
	197	6	5	1					6	6					3	4,833	
	198	10	8	2					10	6	3		1		6	5,250	
199	4	2	2					4	4			2					
202	3	3						3	3	1							
204	3	3						3	3					3	12,000		
205	8	4	4					8	3					3	6,333		
208	6	5	1					6	6				33.75	4	5,625		

¹For renter-occupied dwelling units and vacant nonseasonal not dilapidated units, for rent.²For owner-occupied dwelling units and vacant nonseasonal not dilapidated units, for sale only.

JOHNSTOWN, PENNSYLVANIA, BY WARDS AND BLOCKS: 1950

PART 1 OF 4 PARTS



14PT
500 FT

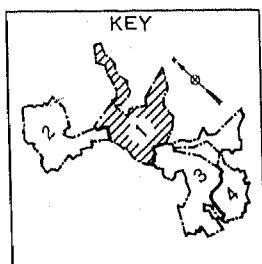
12

13

10

9

3



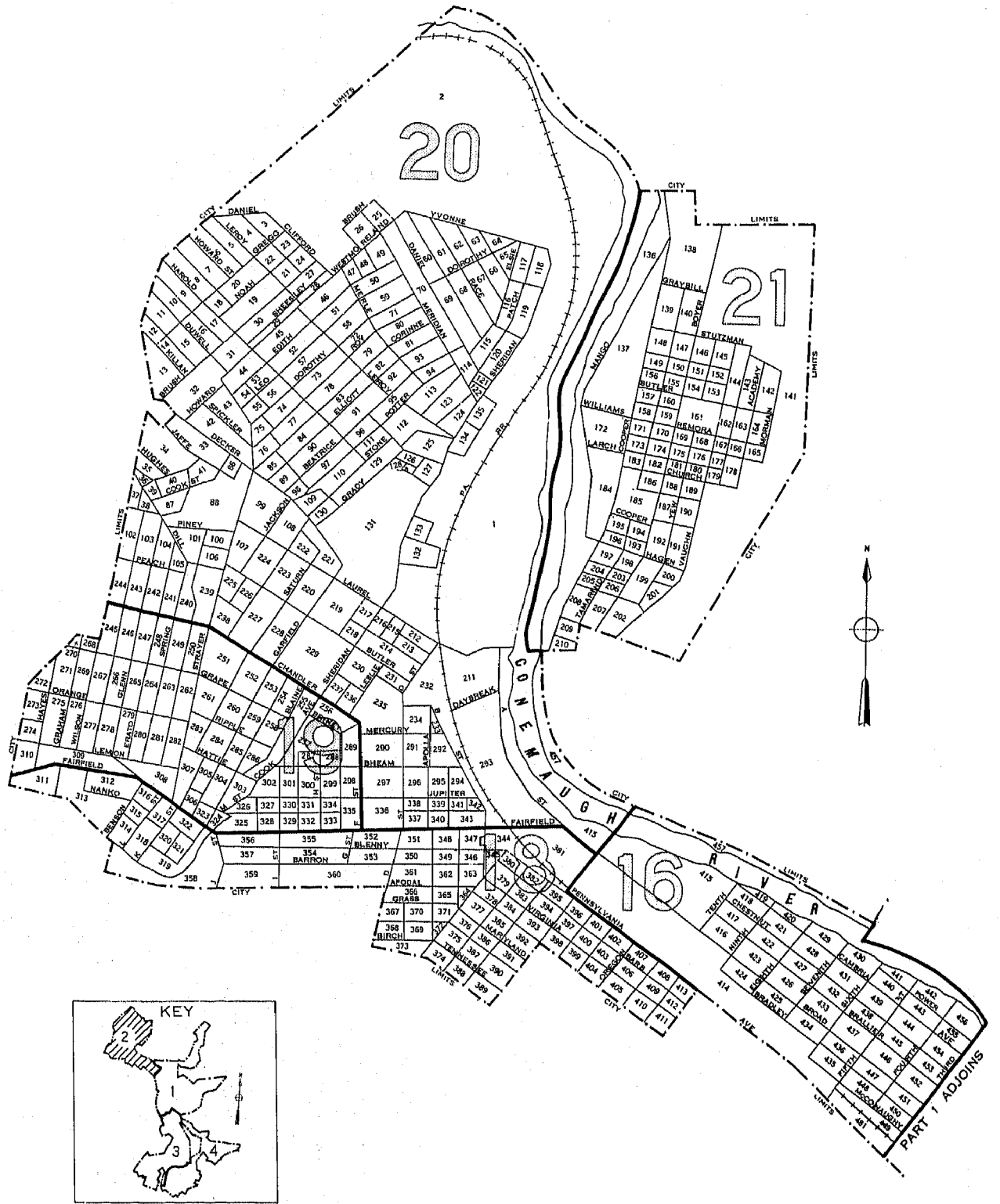
LEGEND

- BLOCK NUMBERS
- WARD NUMBERS
- WARD BOUNDARIES
- U.S. DEPARTMENT OF COMMERCE, BUREAU OF THE CENSUS

25
2


JOHNSTOWN, PENNSYLVANIA. BY WARDS AND BLOCKS: 1950

PART 2 OF 4 PARTS



1950 UNITED STATES CENSUS OF HOUSING

U. S. DEPARTMENT OF COMMERCE • BUREAU OF THE CENSUS



**KALAMAZOO, MICH. BLOCK
STATISTICS**

U. S. CENSUS OF HOUSING: 1950

Volume

- I General Characteristics
- II Nonfarm Housing Characteristics
- III Farm Housing Characteristics
- IV Residential Financing
- V Block Statistics

Housing statistics for census tracts are to be included in the Population reports on census tracts.

U. S. CENSUS OF POPULATION: 1950

Volume

- I Number of Inhabitants
- II Characteristics of the Population

Succeeding volumes will cover the following subjects:

Census Tracts, Nativity and Parentage, Nonwhite Population by Race, Persons of Spanish Surname, Institutional Population, Differential Fertility, Labor Force Characteristics, Occupation, Industry, Income, Internal Migration, Education, Characteristics of Families and Households.

UNITED STATES CENSUS of HOUSING : 1950
U. S. DEPARTMENT OF COMMERCE BUREAU OF THE CENSUS
CHARLES SAWYER, Secretary ROY V. PEEL, Director



BLOCK STATISTICS

**KALAMAZOO
MICHIGAN**


*Prepared under the supervision of
Howard G. Brunsman, Chief
Population and Housing Division*

1950 HOUSING CENSUS REPORT

VOLUME V, PART 89

UNITED STATES GOVERNMENT PRINTING OFFICE 1951

BLOCKS • CENSUS TRACTS





BUREAU OF THE CENSUS

ROY V. PEEL, *Director*

A. ROSS ECKLER, *Deputy Director*
HOWARD C. GRIEVES, *Assistant Director*
CONRAD TAEUBER, *Assistant Director*
MORRIS H. HANSEN, *Assistant Director for Statistical Standards*
ROBERT Y. PHILLIPS, *Assistant Director for Operations*
CALVERT L. DEDRICK, *Coordinator, International Statistics*
FRANK R. WILSON, *Information Assistant to the Director*

Population and Housing Division—

HOWARD G. BRUNSMAN, *Chief*
WAYNE F. DAUGHERTY, *Assistant Chief for Housing*
ROBERT B. VOIGHT, *Assistant Chief for Operations*
HENRY S. SHRYOCK, JR., *Assistant Chief for Population*
EDWIN D. GOLDFIELD, *Program Coordinator*

Quality and Equipment Statistics—Robert C. Hamer, *Chief*
Inventory Statistics—Carl A. S. Coan, *Chief*
Developmental Programs—J. Hugh Rose, *Chief*
Residential Financing—Junia H. Honnold, *Chief*
Territories and Possessions—Joel Williams, *Chief*
Statistical Sampling—Joseph Steinberg, *Chief*
Statistical Procedure—Morton A. Meyer, *Chief*
Processing Operations—Milton D. Lieberman, *Chief*

Administrative Service Division—WALTER L. KEIHRES, *Chief*
Agriculture Division—RAY HURLEY, *Chief*
Budget Officer—CHARLES H. ALEXANDER
Business Division—HARVEY KAILIN, *Acting Chief*
Field Division—LOWELL T. GALT, *Chief*
Foreign Trade Division—J. EDWARD ELY, *Chief*
Geography Division—CLARENCE E. BATSCHULET, *Chief*
Governments Division—ALLEN D. MANVEL, *Chief*
Industry Division—MAXWELL R. CONKLIN, *Chief*
Machine Tabulation Division—C. F. VAN AKEN, *Chief*
Personnel Division—HELEN D. ALMON, *Chief*

SUGGESTED IDENTIFICATION

U. S. Bureau of the Census. *U. S. Census of Housing: 1950. Vol. V, Block Statistics, Part 89.*
U. S. Government Printing Office, Washington, D. C., 1952

For sale by the Superintendent of Documents, U. S. Government Printing Office, Washington 25, D. C.,
or any of the Field Offices of the Department of Commerce - Price 15 cents

PREFACE

This report presents statistics on characteristics of dwelling units by blocks for the city. The tabulations are based on data from the 1950 Census of Housing, taken as of April 1, 1950. Authorization for the 1950 Census of Housing as part of the Seventeenth Decennial Census was provided by the Housing Act of 1949, approved July 15, 1949.

The major portion of the information compiled from the 1950 Census of Housing appears in Volume I, *General Characteristics*; Volume II, *Nonfarm Housing Characteristics*; Volume III, *Farm Housing Characteristics*; Volume IV, *Residential Financing*; and Volume V, *Block Statistics*. Volume V consists of separate reports, issued as bulletins for each of the 209 cities which in 1940 or in a subsequent census had a population of 50,000 or more. These reports will not be bound into a single publication.

The subjects covered in both the 1950 and 1940 reports on characteristics of dwelling units by blocks are substantially similar.

This report was prepared under the direction of Howard G. Brunsman, Chief, Population and Housing Division, and Wayne F. Daugherty, Assistant Chief for Housing. Robert C. Hamer, Chief, Quality and Equipment Statistics Section, was in charge of coordinating the content and the format of the report with assistance from Carl A. S. Coan, Chief, Inventory Statistics Section; Floyd D. McNaughton, Chief, Equipment and Facilities Unit; Beulah Washabaugh, Chief, Tenure and Vacancy Unit; and Walter A. Hines. The compilation of the statistics was under the supervision of Robert B. Voight, Assistant Chief for Operations.

The collection of the information on which these statistics are based was under the supervision of Lowell T. Galt, Chief, Field Division. The geographic work, including the assignment of all block numbers and the preparation of maps, was under the supervision of Clarence E. Batschelet, Chief, Geography Division. The data were tabulated under the supervision of C. F. Van Aken, Chief, Machine Tabulation Division.

February 1952.

KALAMAZOO, MICH.

CONTENTS

INTRODUCTION

	Page		Page
General.....	1	Definitions and explanations—Continued	
Related reports.....	1	Condition and plumbing facilities.....	2
Census tracts.....	1	Persons per room.....	2
Use of data.....	1	Color of occupants.....	2
Comparability with 1940 Housing Census data.....	1	Contract monthly rent.....	2
Definitions and explanations.....	1	Value of one-dwelling-unit structures.....	2
Dwelling unit.....	1	Number reporting.....	2
Occupancy and tenure.....	2	Block identification.....	2

TABLES

	Page
Table 1.—Characteristics of housing for the city: 1950.....	3
Table 2.—Characteristics of housing by census tracts: 1950.....	3
Table 3.—Characteristics of housing for census tracts, by blocks: 1950.....	4

Map of city, by blocks, appears following last page of tables.

BLOCK STATISTICS

INTRODUCTION

GENERAL

Volume V of the Reports on Housing consists of a separate report for each of the 209 cities which in 1940, or in a subsequent census prior to 1950, had a population of 50,000 or more. Each report presents for the city, by blocks, tabulations for a limited number of subjects obtained in the Census of Housing. The subjects in these reports are similar to those in the block statistics supplements to Volume I of the reports of the 1940 Census of Housing. The subjects in this report present the number of dwelling units classified by occupancy and tenure, condition and plumbing facilities, persons per room, color of occupants, average contract monthly rent of renter-occupied and selected vacant units, and the average value of one-dwelling-unit owner-occupied and selected vacant structures. In table 1, the statistics for these subjects are summarized for the city. Table 2 contains the statistics for census tracts. In table 3, the data are presented by blocks within census tracts. Maps identifying the location of each block and the census tract boundaries are a part of this report.

Related reports.—Related statistics for this city are contained in the Reports on Housing, Volume I, *General Characteristics*; and in the Reports on Population, Volume I, *Number of Inhabitants*, and Volume II, *Characteristics of the Population*.

The Reports on Housing for each State in Volume I present data on the characteristics of dwelling units for the State by residence (urban, rural nonfarm, and rural farm), for standard metropolitan areas, urbanized areas, counties, for urban places, places of 1,000 to 2,500 inhabitants, and rural-nonfarm and rural-farm dwelling units for each county. Each report includes the following subjects: occupancy, tenure, race of occupants, type of structure, year built, condition and plumbing facilities, water supply, toilet and bathing facilities, number of rooms, number of persons, persons per room, electric lighting, heating equipment, heating and cooking fuels, refrigeration equipment, kitchen sink, radio, television, and, for nonfarm units, the contract monthly rent, gross monthly rent, and value of one-dwelling-unit structures.

Volume I of the Reports on Population shows the 1950 population of each county and of each minor civil division within the county. It also contains figures for each incorporated place, for each unincorporated place with 1,000 or more inhabitants, and for incorporated places of 5,000 or more by wards. A special series of tables presents data for each urbanized area giving the incorporated places and portions of minor civil divisions within it.

Volume II of the 1950 Population Reports contains statistics on the general characteristics of the population. Chapter A of this volume repeats the figures on number of inhabitants as shown in Volume I; Chapter B presents demographic, economic, and social characteristics of the population; and Chapter C gives more detailed cross-classifications for States and large cities and standard metropolitan areas.

Census tracts.—Census tracts are small areas into which certain large cities have been subdivided for statistical and local administrative purposes. In most cases the tracts are permanently established, so that comparison may be made from census to census. The boundaries of tracts are established so as to include approximately equal numbers of inhabitants or equal areas; and each tract is designed to represent an area that is fairly

homogeneous in population characteristics. Although the tracted areas of some cities extend into the suburbs, the data shown in this report are restricted to the tracts within the corporate limits of the city.

Use of data.—The tabulation of housing characteristics for areas as small as city blocks provides descriptive material of considerable value for technical studies of housing in the city. The statistics will be useful in compiling totals for special types of areas that may be defined to meet the requirements of individual investigators. Users of the data should bear in mind that in practically all cases the data for a given block represent the work of only one enumerator. Consequently, housing characteristics for blocks are subject to a wider margin of error than is to be expected in the figures for tracts or wards which represent returns made by a number of enumerators. Misinterpretation of instructions by one enumerator may cause a significant bias in the statistics for a block even though it may have a negligible effect upon the figures for larger areas. In particular, the enumeration of "condition" depended to a considerable extent upon the judgment of the individual enumerator. Also, failure to indicate the correct block number for a significant number of dwelling units may introduce errors into the block data.

Comparability with 1940 Housing Census data.—In the 1940 Census of Housing, reports entitled "Block Statistics" were issued as supplements to the first series of Housing bulletins. These supplements consisted of separate reports for each of the 191 cities which had 50,000 inhabitants or more in 1930.

In the 1950 reports, the block numbers used are different, in most cases, from those used in the 1940 reports. Therefore, to compare 1940 and 1950 data for a given block, it is necessary to locate the block on the maps to obtain the corresponding 1940 and 1950 block numbers.

The subjects in both the 1940 and 1950 reports are substantially similar. However, data on number of structures, year built, and mortgage status have been omitted from the 1950 report. Furthermore, in the 1940 reports average contract or estimated monthly rent was reported for all dwelling units while in 1950 average/contract monthly rent is reported for some, and average value for other, dwelling units.

DEFINITIONS AND EXPLANATIONS

More detailed and complete definitions are presented in Volume I of the Housing Reports.

Dwelling unit.—In general, a dwelling unit is a group of rooms or a single room, occupied or intended for occupancy as separate living quarters, by a family or other group of persons living together or by a person living alone.

A group of rooms, occupied or intended for occupancy as separate living quarters, is a dwelling unit if it has separate cooking equipment or a separate entrance. A single room, occupied or intended for occupancy as separate living quarters, is a dwelling unit if it has separate cooking equipment or if it constitutes the only living quarters in the structure. Also, each apartment in a regular apartment house is a dwelling unit even though it may not have separate cooking equipment. Excluded from the dwelling unit count are large rooming houses, institutions, dormitories, and transient hotels and tourists courts.

In the 1940 Census, a dwelling unit was defined as the living quarters occupied or intended for occupancy by one household.

A household consisted of a family or other group of persons living together with common housekeeping arrangements, or a person living entirely alone. However, the enumerator was not explicitly instructed to define rooms as dwelling units on the basis of cooking equipment or separate entrance.

The number of dwelling units in the 1950 Census may be regarded as comparable with the number of dwelling units in the 1940 Census. Some living quarters may have been classified as separate dwelling units in the one census and not in the other. Further, in the 1950 Census, living quarters with five or more lodgers were not tabulated as dwelling units; generally, such quarters were included in the 1940 dwelling unit count. However, the net effect of these changes is probably small.

Occupancy and tenure.—Dwelling units are classified by occupancy and tenure into four groups: owner-occupied; renter-occupied; vacant nonseasonal not dilapidated, for rent or sale; and other vacant and nonresident. A dwelling unit is classified as owner-occupied if it was owned wholly or in part by the head of the household or by some related member of his family living in the dwelling unit. All other occupied units are classified as renter-occupied whether or not cash rent was actually paid for living quarters. Rent-free units and living accommodations received in payment for services performed are thus included with the renter-occupied units.

A dwelling unit is considered vacant if no persons are living in it at the time of enumeration. New units not yet occupied were enumerated as vacant dwelling units if construction had proceeded to the extent that all the exterior windows and doors were installed and final usable floors were in place. The classification "Vacant nonseasonal not dilapidated, for rent or sale" is descriptive of the vacant dwelling units reported in this classification. "Other vacant and nonresident" units include all dilapidated and seasonal vacant units as well as the not dilapidated units which were not for rent or sale.

Because of changes in enumeration procedures, the counts of total vacant units in 1940 and 1950 are not strictly comparable. In 1940, vacant units were enumerated if they were habitable; units uninhabitable and beyond repair were excluded from the enumeration. In 1950, units were included regardless of condition if they were intended for occupancy as living quarters. Therefore, no comparison should be made between the data on "vacant nonseasonal not dilapidated, for rent or sale" units from the 1950 Census and data in the 1940 Census reports.

In both censuses, dwelling units occupied entirely by non-residents were included with vacant units not for rent or sale. Trailers, tents, houseboats, and railroad cars which were vacant were excluded from the dwelling unit inventory in both 1950 and 1940.

Condition and plumbing facilities.—Data on condition of a dwelling unit are shown in combination with data for selected plumbing facilities and are, therefore, limited to units for which both condition and plumbing facilities are reported. Plumbing facilities include water supply, toilet facilities, and bathing facilities.

The category "with private bath" includes those dwelling units reported with both a flush toilet and a bathtub or shower inside the structure for the exclusive use of the occupants of the unit. The category "no private bath" includes those dwelling units not having private flush toilet or not having private bathing facilities. The "no running water" category includes units with only piped running water outside the structure or with only other sources such as a hand pump.

A dwelling unit is "dilapidated" when it is run-down or neglected, or is of inadequate original construction, so that it does not provide adequate shelter or protection against the elements or it endangers the safety of the occupants.

Persons per room.—The number of persons per room has been computed for each occupied dwelling unit by dividing the number

of persons in the dwelling unit by the number of rooms in the dwelling unit. All persons enumerated in the Population Census as members of the household (including lodgers, servants, and other nonrelated persons) are counted in determining the number of persons that occupy the dwelling unit. The number of rooms in the dwelling unit includes all rooms available for living quarters throughout the year. Not counted as rooms are bath-rooms, closets, pantries, halls, screened porches, and unfinished rooms in the basement and attic.

Color of occupants.—Occupied dwelling units are classified by color of head of household according to the definition used in the 1950 Census of Population. The group designated as "non-white" consists of Negroes, Indians, Japanese, Chinese, and other nonwhite races. Persons who are not definitely Indian or of other nonwhite race are classified as white.

Contract monthly rent.—Contract monthly rent is the rent, at the time of enumeration, contracted for by the renter regardless of whether it includes furniture, heating fuel, electricity, cooking fuel, water, or personal services.

Monthly rent for vacant dwelling units is the amount asked for the dwelling unit at the time of enumeration. The average monthly rent relates to renter-occupied dwelling units and vacant nonseasonal not dilapidated units for rent. Dwelling units which are occupied "rent-free" are not included with the units reporting rent.

Value of one-dwelling-unit structures.—Average value is shown for owner-occupied dwelling units and vacant nonseasonal not dilapidated units which are for sale only. Value is shown only if the unit is in a one-dwelling-unit structure without business and if it is the only dwelling unit included in the property. The value represents the amount for which the owner estimates that the property, including such land as belongs with it, would sell under ordinary conditions and not at a forced sale. For vacant units, value is the sale price asked by the owner.

Number reporting.—Occupancy and tenure are reported for all dwelling units, and color of occupants is reported for all occupied units. The corresponding distributions for these subjects in table 1 are based on all dwelling units and on occupied units, respectively. For all other subjects, the distributions are based on the units for which the specific characteristics are reported, that is, the "Number reporting."

The number of dwelling units for which the enumerator obtained no report on a particular item is shown for the city totals only; however, the number "not reported" can easily be derived for each area in tables 2 and 3 by subtracting the number reporting from the total number of dwelling units (or total occupied).

Block identification.—A map or series of maps is included in this report showing block numbers for each block, number and letter designations for tracts, and the names of principal streets.

Blocks are identified by serial numbers, a separate series of numbers being used for each tract. Thus, the location of each block for which data are presented in table 3 may be determined by referring to the tract and block number shown on the map. Similarly, data for a specific block may be located in the table by reference to the map for identification numbers of the tract and block.

If no dwelling units are reported for a block; the block number is not listed in table 3, although it is shown on the map. Dwelling units for which the block number was not reported are indicated in the table by the symbol "NR." Detailed data are not shown for such dwelling units, nor for blocks containing fewer than three dwelling units. Average monthly rent is not shown when the monthly rent was reported for fewer than three dwelling units. Average value is not shown when the value of one-dwelling-unit properties was reported for fewer than three dwelling units. All dwelling units are included, however, in the statistics for the city and for each tract.

Table 1.—CHARACTERISTICS OF HOUSING FOR THE CITY: 1950

Subject	Number	Percent	Subject	Number	Percent
OCCUPANCY AND TENURE			PERSONS PER ROOM		
All dwelling units.....	17,514	100.0	Occupied dwelling units.....	16,975	...
Owner occupied.....	9,535	54.4	Number reporting.....	16,648	100.0
Renter occupied.....	7,440	42.5	1.50 or less.....	16,364	98.3
Vacant nonseasonal not dilapidated, for rent or sale.....	281	1.6	1.51 or more.....	284	1.7
Other vacant and nonresident.....	258	1.5	Not reported.....	327	...
CONDITION AND PLUMBING FACILITIES			CONTRACT MONTHLY RENT		
All dwelling units.....	17,514	...	Renter-occupied, and vacant nonseasonal not dilapidated units, for rent—Number reporting.....	7,221	...
Number reporting.....	16,902	100.0	Total contract monthly rent..... dollars..	316,914	...
With private bath, not dilapidated.....	13,675	80.9	Average monthly rent..... dollars..	43.89	...
No private bath, with running water, not dilapidated.....	2,462	14.6	VALUE OF ONE-DWELLING-UNIT STRUCTURES		
No running water or dilapidated.....	765	4.5	Owner-occupied, ¹ and vacant nonseasonal not dilapidated units, for sale only—Number reporting.....	7,332	...
Condition or plumbing facilities not reported.....	612	...	Total value or sale price..... dollars..	63,291,500	...
No private bath or dilapidated.....	3,227	19.1	Average value..... dollars..	8,632	...
COLOR OF OCCUPANTS					
Occupied dwelling units.....	16,975	100.0			
White.....	16,445	96.9			
Nonwhite.....	530	3.1			

¹Restricted to 1-dwelling-unit properties.

Table 2.—CHARACTERISTICS OF HOUSING BY CENSUS TRACTS: 1950

Census tract	All dwelling units by occupancy and tenure					All dwelling units by condition and plumbing facilities			Occupied dwelling units			Contract monthly rent ¹		Value ² of one-dwelling-unit structures		
	Total	Owner occupied	Renter occupied	Vacant non-seasonal not dilap., for rent or sale	Other vacant and non-resident	Number reporting	No private bath or dilap.	No running water or dilap.	Total	Persons per room	Occupied by non-white	Number reporting	Average monthly rent (dollars)	Number reporting	Average value (dollars)	
TOTAL	17514	9535	7440	281	258	16902	3227	765	16975	16648	284	530	7221	43.89	7332	8,632
1	1146	719	397	13	17	1095	286	141	1116	1104	34	109	373	39.93	581	6,427
2	1383	617	696	32	38	1302	538	182	1313	1291	63	255	679	33.32	444	5,098
3	1842	1218	594	9	21	1767	315	83	1812	1779	40	49	560	39.18	999	6,575
4	865	255	562	23	25	850	230	57	817	808	23	7	555	42.21	132	7,571
5	1384	748	605	21	10	1293	140	18	1353	1319	6	582	50.65	561	11,139	
6	2774	1106	1584	36	48	2701	443	88	2690	2628	23	14	1546	49.76	687	10,066
7	6	2	4			3	2	2	6	6			1			
8	1749	616	1064	39	30	1678	408	55	1680	1654	28	4	1047	43.60	415	7,322
9	1211	622	544	21	24	1168	411	76	1166	1144	36	48	530	34.77	443	5,510
10	2850	1890	897	36	27	2798	238	25	2787	2758	19	4	868	43.83	1535	7,734
11	1266	894	351	9	12	1243	195	24	1245	1210	7	13	330	39.98	745	8,429
12	1038	848	142	48	6	1004	21	14	990	947	5	27	150	81.53	790	16,364

¹For renter-occupied dwelling units and vacant nonseasonal not dilapidated units, for rent.

²For owner-occupied dwelling units and vacant nonseasonal not dilapidated units, for sale only.

HOUSING—BLOCK STATISTICS

Table 3.—CHARACTERISTICS OF HOUSING FOR CENSUS TRACTS, BY BLOCKS: 1950

[Detailed statistics not shown for blocks containing fewer than 3 dwelling units, nor for dwelling units not allocated by blocks (designated by NR)]

Census tract	Block	All dwelling units by occupancy and tenure					All dwelling units by condition and plumbing facilities			Occupied dwelling units			Contract monthly rent ¹		Value ² of one-dwelling-unit structures		
		Total	Owner occupied	Renter occupied	Vacant non-seasonal not dilap., for rent or sale	Other vacant and non-resident	Number reporting	No private bath or dilap.	No running water or dilap.	Total	Persons per room	Occupied by non-white	Number reporting	Average monthly rent (dollars)	Number reporting	Average value (dollars)	
1	2	1															
	3	4	2	2		4	3	3	4	4	1	2	33.12	1	5285		
	4	21	13	8		21	8	6	21	21		8	39.25	11	4663		
	5	1											39.00	7	5142		
	6	21	12	9		21	9	3	21	19		5					
	7	17	10	6		17	9	3	16	16	1	1					
	8	1															
	9	10	8	2		10	5	1	10	10		2			5	6500	
	10	22	21	1		21	8		22	22	1	1			19	7552	
	11	8	6	2		8			8	8		2			6	8666	
	12	20	12	8		19			20	20		8	55.62		11	5027	
	13	10	8	1	1	10			9	9					9	8000	
	14	1															
	15	6				6			6	6					6	7916	
	16	20	18	2		20	3	1	20	20	1	1			18	6322	
	17	13	13			13			13	13					13	8107	
	18	15	14	1		15			15	15					13	8423	
	19	41	30	11		41	5		41	41	1	10	54.60		26	6807	
	20	41	26	15		41	6	1	41	41		15	41.06		23	5521	
	21	31	21	10		28	6	1	31	29		7	55.28		17	6035	
	22	1															
	23	21	16	5		21	1		21	21		5	58.80		13	7269	
	24	19	14	5		19	1		19	19		4	48.75		11	7590	
	25	17	13	4		17	1		17	15		3	31.66		9	6055	
	26	8	5	3		8			8	8		3	48.33		2		
	27	15	12	3		15	2	1	15	15		3	43.33		12	4608	
	28	24	15	9		23	5	1	24	23	1	3	37.37		12	4883	
	29	15	9	5		15	10	7	14	14	3	5	18.60		8	5362	
	30	4	3	1		4	2	1	4	4		1			2		
	32	23	13	9		23	15	10	22	22	3	14	35.75		10	3800	
	34	5	4	1	1	3	3	3	4	4		4			4	2875	
	35	13	5	7		12	5	2	12	12		7	49.57		2		
	36	40	27	13		40	7	2	40	39		3	41.60		18	5133	
	37	11	10	1		11	1		11	11		1			8	4812	
	38	17	13	3	1	16	1	1	16	16		3	38.33		10	6660	
	39	20	11	9		20	7	1	20	20		9	48.00		8	6112	
	40	7	7			7			7	7					7	8571	
	41	70	31	38	1	45	10	6	69	69	4	1	31.48		29	7379	
	42	52	40	11	1	52	4		51	49		11	39.54		37	7197	
	43	37	23	11	2	35	7		34	34	1	11	86.90		17	7558	
	44	26	13	12	1	22	5		25	25	2	10	46.10		7	6642	
	45	23	10	13		23	1		23	23	1	13	37.15		8	8062	
	47	27	11	15	1	27	8		26	26		15	32.20		8	6487	
48	48	22	25	1	47	18	10	47	46	1	10	40.32		13	5538		
49	8	6	2		8	5		8	8		2			5	9720		
51	2																
54	5		5		5	5	5	5	5	1	5	16.00					
56	8	3	5		8	2	2	8	8		4	34.60		2			
57	85	47	33	2	83	33	16	80	80	6	13	40.23		33	6384		
58	11	10			11	1		10	10	1	13			8	8062		
59	25	18	7		25	2	1	25	25	1	7	46.85		14	6000		
60	32	23	6	1	31	1	1	29	29		6	49.16		21	7004		
61	40	34	4		40	7		38	38	2	4	36.25		31	5645		
62	5	5			5	2		5	5					5	5300		
64	4				4			4	4								
66	1				1			1	1								
67	73	24	45		69	53	45	69	68	3	28	28.88		13	4876		
2	4	29	20	9		29	5	2	29	29	1	9	35.44	18	5572		
	5	31	18	10		27	11	8	28	28	1	4	39.87	13	4730		
	6	13	9	4		12	7	2	13	13	1	3	44.75	7	4328		
	7	11	10		2	10	2		9	9		1		9	4222		
	8	12	8	4		11	3		12	12	1	9	41.66	7	6000		
	9	17	11	6		14	5	5	17	17	1	5	26.83	10	4680		
	10	27	23	3		26	3	1	26	26		3	30.66	22	5550		
	11	35	27	8		35	6		35	35	1	13	38.12	21	5833		
	12	44	27	15	1	38	8	7	42	40	2	11	36.38	21	4676		
	13	34	28	6		31	7	3	34	34	1	10	38.66	21	5423		
	14	19	10	9		16	3	2	19	18		7	28.85	8	6125		
	15	10	6	2		10	2	2	10	10		4	41.64	16	6006		
	16	57	37	12	1	55	23	4	52	51	3	14	34.24	20	5415		
	17	27	20	2		27	8	1	27	27		5	36.09	15	5913		
	20	17	4	4		14	7		17	17		4			2		
	21	12	7	4		12	2	1	11	11	1	2	45.33	11	5545		
	22	12	10	2		12	7	1	11	11	1	2	30.75	16	3666		
	24	18	10	8		18	4		18	18	1	4	29.25	8	5125		
	25	7	3	3		7	5		6	6		4	37.75	1			
	26	21	11	10		20	13	1	21	21	1	10	41.00		8	3350	
	27	25	13	12		22	7	2	25	25	2	4	33.20	12	6158		
	28	16	6	8		14	6	1	14	14	1	9	41.22	12	5200		
	29	135	37	86	1	131	57	25	123	121	4	12	32.52	19	5710		
	30	34	14	18		34	14	1	31	31	4	7	38.36	8	3062		
	31	27	17	10		26	4		27	27	2	4	30.50	11	5045		
	32	9	2	7		9	6	2	9	9		10	25.71	2			
	33	16	11	5		16	3		16	16	1	7	44.25	8	5275		
	34	14	9	5		14	5	1	14	14		5	24.20	8	5500		

¹For renter - occupied dwelling units and vacant nonseasonal not dilapidated units, for rent.
²For owner - occupied dwelling units and vacant nonseasonal not dilapidated units, for sale only.

Table 3.—CHARACTERISTICS OF HOUSING FOR CENSUS TRACTS, BY BLOCKS: 1950—Con.

Census tract	Block	All dwelling units by occupancy and tenure					All dwelling units by condition and plumbing facilities			Occupied dwelling units			Contract monthly rent ¹		Value ² of one-dwelling-unit structures			
		Total	Owner occupied	Renter occupied	Vacant non-seasonal not dilap., for rent or sale	Other vacant and non-resident	Number reporting	No private bath or dilap.	No running water or dilap.	Total	Persons per room		Occupied by non-white	Number reporting	Average monthly rent (dollars)	Number reporting	Average value (dollars)	
											Number reporting	1.51 or more						
2	35	26	12	12	2	26	13	4	24	24	2	5	14	32.28	8	5,000		
	36	20	9	11		18	14	10	20	20	3	9	11	30.63	7	4,614		
	38	5	2	3		5	2	1	5	5		2	3	32.00	2			
	39	25	8	17		24	8	1	25	25	1	2	17	33.41	4	4,125		
	40	2																
	41	43	13	29	1	43	20	2	42	41	2	2	30	30.73	11	4,072		
	42	19	12	7		19	7	2	19	19	6	6	7	29.00	10	4,270		
	43	8	5	3		7	4	4	8	8	1	3	3	19.66	4	5,750		
	44	24	12	10		24	14	3	22	22	4	10	10	30.10	9	4,833		
	45	27	17	9		27	12	6	26	26	5	11	9	23.88	14	3,992		
	47	43	12	31		41	17		43	43	6	9	30	41.83	8	5,212		
	48	45	10	33	2	42	25		43	39		5	31	32.87	5	3,980		
	49	21	11	8		21	7	2	19	19	1	8	8	44.37	9	5,833		
	50	12	8	4		10	6		12	12	4	4	4	40.50	5	5,000		
	51	18	7	10		16	5	1	17	17	10	10	7	32.30	3	4,075		
	52	12	7	4		10	4		12	10	1	1	7	26.00	2			
	53	19	7	10		18	3	2	17	16	1	6	7	27.85	3	5,133		
	55	9	4	7		9	3	2	9	9	1	3	3	21.33	1			
	56	2	2			2			2	2		5	5	38.00	1			
	58	12	9	2		11	1		11	11		1	1		5	5,500		
	59	18	7	10		12	9	8	17	15	2	7	10	30.50	2			
	60	23	4	18		21	19	11	22	22	5	20	18	31.55	1			
	63	10	3	7	1	9	6	3	8	8	1	5	8	37.00	1			
	64	20	16	3		18	8	8	19	19	1	17	3	26.70	1			
	65	6	3	3		5	4		6	6	5	4	4	29.00	3	6,166		
	67	5	4	1		5	4		5	5		4	4	33.75				
	68	8	3	4		8	6	2	4	4	4	3	3	24.00	1			
	70	8	3	3		8	3	1	3	3		3	3		3	4,166		
	71	3	3			3	1	1	4	4		4	4	33.33				
	72	8	7	1		8	5	1	7	7	1	7	6	65.16				
	78	2				2			2	2								
	79	8		8		7	7	6	8	8		7	7	29.85				
	82	13	3	9		13	9	2	12	12	8	8	9	42.33	1			
	83	11	3	8		13	8	5	11	10		1	7	20.28	1			
	84	2				2			2	2								
	88	30	2	28		29	19	9	30	29	3	1	28	22.46				
	90	31	2	20	7	28	22		22	19	3	1	23	35.04				
	91	1				1			1	1								
	92	11		10	1	9	7		10	10	1		11	25.45				
	93	4		4		4	2		4	4			4	28.50				
	94	3		3		3	1		3	3			3	25.00				
	3	1	15	13	2		13	2		15	15		2	2		13	4,076	
		2	23	20	3		22	3		23	23	2	3	3	38.33	20	4,265	
		3	15	14	1		15	1		15	15		3	1		14	5,014	
		4	16	14	2		16	1		16	16		2	2		11	7,854	
		5	27	24	3		27	5		27	27		3	3	23.66	22	7,168	
		6	5	4	1		5			5	5		1	1		4	5,125	
		7	2				2			2	2							
		8	15	11	4		15	5	2	15	15	1	4	4	32.25	9	7,377	
		9	4	2	2		3	2	2	4	4		1	1		1		
10		25	18	7		25	2		25	25		6	6	38.66	14	6,250		
11		10	5	4		10			9	9		4	4	49.75	5	10,200		
12		91	63	27		91	18	5	90	90		26	8	40.15	57	6,435		
13		23	15	8		22	5	1	23	23	1	1	8	45.37	13	6,307		
14		16	16			16	1		16	16					16	6,075		
15		29	23	6		27	3	1	29	29	5	5	5	28.20	22	5,536		
16		23	18	4		23	5	2	22	22	1	6	4	24.00	17	4,764		
17		11	10			11	3		10	10	1	1	10		10	3,590		
18		22	17	4		22	1	1	21	21	1	4	3	34.00	16	4,075		
19		67	42	25		60	15	1	67	64	1	1	20	46.35	32	6,662		
20		19	12	7		16	2		19	18	1	7	7	46.57	12	7,041		
21		17	16	1		17	2		17	17		1	1		15	6,786		
22		15	12	3		15	2	1	15	14	2	1	3	55.00	10	5,650		
23		18	14	4		18	4	2	18	17		4	4	32.50	12	6,583		
24		14	6	8		12	3	3	14	11		7	7	31.71	6	6,066		
25		17	12	5		17	3	2	17	17		3	3	27.66	12	5,041		
26		28	19	9		27	1		28	27	1	9	9	36.11	17	5,988		
27		20	12	8		19	2	1	20	20		8	8	34.25	12	6,041		
28		24	16	8		21	3		24	23		6	6	42.16	12	6,583		
29		19	17	2		17	2		19	19		1	1		17	6,294		
30		28	16	12		28	2		28	27		12	12	37.58	12	7,258		
31		36	23	13		36	7		36	36	1		12	36.91	17	5,982		
32		31	18	12		30	3	1	30	29		13	13	28.15	12	6,516		
33		27	14	13	1	27	5		27	27		10	10	40.80	12	6,250		
34		23	9	13		23	5		22	22		14	14	39.71	7	6,500		
35		27	25	2	1	27	2	1	27	27		2	2		25	9,160		
36		20	17	2		19	5	1	19	19		2	2		14	7,607		
37		14	11	3		14	5	2	14	14	1	1	2		10	4,450		
38		62	39	23		60	7	2	62	60	1	1	22	43.40	29	6,772		
39		17	11	6		17			17	17		6	6	39.33	11	9,454		
40		55	44	11		51	15	2	55	55		9	9	38.33	37	7,559		
41	59	41	15		55	20	6	56	55		15	15	40.13	37	6,743			
42	48	31	17		47	3		48	48		15	15	45.20	17	7,841			
43	56	31	24		55	6		55	52	12	1	24	35.25	20	6,600			

¹For renter - occupied dwelling units and vacant nonsensonal not dilapidated units, for rent.
²For owner - occupied dwelling units and vacant nonsensonal not dilapidated units, for sale only.

HOUSING—BLOCK STATISTICS

Table 3.—CHARACTERISTICS OF HOUSING FOR CENSUS TRACTS, BY BLOCKS: 1950—Con.

Census tract	Block	All dwelling units by occupancy and tenure					All dwelling units by condition and plumbing facilities			Occupied dwelling units			Contract monthly rent ¹		Value ² of one-dwelling-unit structures			
		Total	Owner occupied	Renter occupied	Vacant non-seasonal not dilap., for rent or sale	Other vacant and non-resident	Number reporting	No private bath or dilap.	No running water or dilap.	Total	Persons per room		Number reporting	Average monthly rent (dollars)	Number reporting	Average value (dollars)		
											Number reporting	1.51 or more					Occupied by non-white	
3	44	70	32	31	2	5	68	21	13	63	63	1	1	29	41.93	25	5256	
	45	71	40	30	1		64	26	9	70	68	3	15	27	32.44	30	5020	
	46	62	43	18		1	62	19	6	61	61			18	30.11	38	6742	
	48	27	22	4		1	27	3		26	25			4	52.50	18	7866	
	49	40	32	7	1		40	3	3	39	39			8	45.12	26	8742	
	50	37	30	7			37			37	37			7	53.28	27	9066	
	51	17	12	5			17	1		17	17	1		5	51.60	10	7550	
	52	25	16	9			25			25	25			9	40.88	13	10269	
	53	8	8				7	4	4	8	6			8	5.37	8	5537	
	54	29	20	9			26	4		29	28	1		9	39.55	11	5945	
	55	19	16	2		1	19	2		18	18		1	2		12	7041	
	56	31	25	6			30	2		31	31			6	46.16	19	7168	
	58	8	7	1			8	1		8	7			1		4	5000	
	59	14	7	7			13	4		14	13	1	1	7	37.00	6	6166	
	60	26	12	13		1	25	1		25	25			13	36.30	7	5471	
	61	39	15	22	1	1	37	8		37	37	1		23	42.04	7	5785	
	62	39	20	19			39	8		39	39	3	1	19	36.42	11	5818	
	63	20	11	9			19	2		20	20	1		9	33.55	8	5875	
	64	69	42	24	2	1	64	12		66	62	1	1	20	39.75	31	6077	
	66	21	8	13			21	2		21	20	1		12	51.58	6	8250	
	67	37	5	32			28	12	5	37	36	1		30	40.96	1		
	4	1	19	7	12		19	8	1	19	19		1	12	28.08	4	5825	
		2	7	2	5		7	3		7	7			5	40.80	1		
		3	43	11	30	1	1	40	16		41	40	2	1	30	35.93	2	
		4	52	23	27	1	1	52	11	5	50	50			26	39.84	11	6072
		5	18	4	14			18	5		18	18			14	44.71	2	
		6	26	12	13	1		26	7	3	25	25	2		14	45.85	9	7477
		7	36	24	11		1	36	8	1	35	35			10	35.50	15	6240
		8	15	3	12			13	1		15	14			11	43.09	1	
		9	12	4	7		1	12	6	2	11	11	1	3	7	34.28	4	4750
		10	7	3	4			7	1		7	7			4	17.75	1	
		11	9	3	3		3	9	4	2	6	6			3	32.33	3	5166
		19	22	2	20			21	8		22	22	2		20	33.35	1	
		20	43	8	33	2		43	14	3	41	41	4		32	42.71	5	5180
		21	26	9	16		1	24	12	4	25	23			14	42.85	6	5666
		22	29	14	10	5		29	9		24	24	1		11	47.63	10	7100
		23	67	22	42	2	1	67	24	10	64	63	3		41	49.73	5	9400
24		24	6	16		2	24	10	6	22	22	2		16	45.93	2		
25		19	7	10	1	1	19	7		17	17			11	38.81	2		
26		7	5	2			7	2		7	7			2		4	3900	
27		1					1			1	1							
28		2					2			2	2							
29		3	2	1		2	3	2	2	3	3		1			1		
31		20	11	6	1		19	10		17	17	1		16	44.81	1		
32		34	26	8	2	2	34	10		34	33	2		26	48.53	2		
33		114	29	77	2	2	113	31		110	109	2		79	33.69	19	8447	
34		15	6	7	1	1	14	5		13	13			8	56.62	2		
34		49	8	39	2		49	2	1	47	46			39	46.20	6	6966	
36		24	8	14	2		24	5		22	22			16	47.81	1		
37		9	3	6		1	9	1	1	8	8			8	47.12			
39		10		3		7	9	8	8	3	2			2				
42		11	6	5			10	1		11	11			5	39.60	4	7500	
43		58	11	47			57	1		58	58			46	50.15	5	11800	
44		34	9	23	2		34	4		32	32			24	46.04	3	35666	
5		1	63	42	19		63	10	3	61	61			18	54.94	32	10012	
		2	33	22	11		33	2		33	33			4	41.25	21	8685	
		3	22	18	3	1		22	1		21	21		4	62.50	18	7305	
		4	37	32	4	1		37	1		36	36		4	57.50	30	8700	
	5	43	30	13			43	5	1	43	42		12	47.33	23	6895		
	7	11	6	4	2		10	2		9	9		3	43.33	6	5166		
	8	5	4	1			5	5		5	5			2		2		
	9	13	8	5			12	1	1	13	13			5	38.20	6	4383	
	10	6	3	3			6	1		6	6			3	40.00	2		
	11	15	12	3			15			15	15			3	55.00	12	5875	
	13	49	30	13	1		47	2		63	59			28	39.75	24	7708	
	14	20	14	5			17	8		48	48			13	41.92	30	8116	
	15	78	37	38	1	2	78	6		20	20			6	49.83	9	11133	
	16	24	18	24	2	1	24	5	1	24	24	1		38	49.15	20	13000	
	17	25	16	8	2	1	25	1		24	24			26	58.07	12	14375	
	18	36	16	20			36	7		36	36			9	40.88	11	7745	
	19	57	17	20	4	1	56	9		52	51			19	42.73	12	9333	
	20	28	15	7			28	1		22	22			33	57.93	5	13600	
	21	42	17	25			39	7	3	42	33			24	45.00	8	21087	
	22	55	39	16			53	5	1	55	55			13	42.30	32	6937	
	24	32	20	11			31	7	3	32	31			11	35.72	16	5875	
	25	37	31	5	1		37	3		36	36			5	49.40	26	8688	
	26	26	15	10	1		26	6		25	25			9	51.22	14	7721	
	27	10	3	7			10	4		10	10			7	44.57	1		
	28	5	4	1			5	4		5	5			1		4	14000	
	29	13	11	1	1		10	1		12	8			11	14.636	11		

¹For renter - occupied dwelling units and vacant nonseasonal not dilapidated units, for rent.
²For owner - occupied dwelling units and vacant nonseasonal not dilapidated units, for sale only.

Table 3.—CHARACTERISTICS OF HOUSING FOR CENSUS TRACTS, BY BLOCKS: 1950—Con.

Census tract	Block	All dwelling units by occupancy and tenure					All dwelling units by condition and plumbing facilities			Occupied dwelling units			Contract monthly rent ¹		Value of one-dwelling-unit structures		
		Total	Owner occupied	Renter occupied	Vacant non-seasonal not dilap., for rent or sale	Other vacant and non-resident	Number reporting	No private bath or dilap.	No running water or dilap.	Total	Persons per room		Occupied by non-white	Number reporting	Average monthly rent (dollars)	Number reporting	Average value (dollars)
											Number reporting	1.51 or more					
5	30	24	22	1		1	23			23	20		1			21	19,571
	31	8	4				6			8	8	1	4	7	4.25	2	
	33	22	8	13	1		18	3		21	20		14	5	4.42	4	15,375
	34	60	16	43	1		58	12		59	59	2	41	5	6.48	10	11,560
	35	87	17	69	1		84	8	1	86	82	1	65	5	9.12	9	12,888
	36	100	24	74	1	1	96	14		98	97		74	5	2.75	9	11,888
	37	18	4	13	1		17	1		17	17		13	4	5.46	2	
	38	52	18	34			52	12		52	52	1	32	4	2.03	9	7,777
	39	34	16	17		1	33	6	1	33	33		17	4	4.70	10	10,750
	40	10	10				10			10	10					10	20,500
	41	12	12				11			12	12					10	13,020
	42	35	28	7			28			35	34		7	5	0.71	22	19,181
	43	8	7	1			6			8	8		4	1		6	18,833
	44	20	16	4			18			20	18		1	6	3.25	12	21,750
	46	14	12	2			10			14	13		2	1		11	22,454
	47	7	6			1	6			7	6					6	23,083
	48	7	5	2			7			7	7		2			5	18,000
6	1	47	10	35	1	1	45	12		45	44	1	36	5	0.27	3	11,666
	2	100	22	73	4	1	99	18		95	95	2	74	5	8.18	10	16,560
	3	24		24			24			24	24		24	3	0.16		
	4	9	1	7	1		9			8	8		6	6	5.00	1	
	5	13	13				13			13	13					13	21,115
	6	1					1			1	1						
	8	17		17			16			17	15		16	2	9.12	3	25,833
	9	3	3				3			3	3					3	16,375
	10	11	9	2			11	1	1	11	11		2			4	9,875
	11	4	4				4			4	4						
	12	5	5				5	1	1	5	5					5	6,900
	13	3	3				3	1	1	3	3					3	15,833
	14	25	15	10			25	1		25	25		6	4	4.50	13	7,884
	15	14	8	6			14			14	14		5	5	0.20	8	6,587
	16	10	6	4			10			10	10	1	4	4	3.75	6	10,916
	18	144	50	94			143	3		144	144		90	5	5.23	27	15,555
	19	17	9	8			16	1	1	17	16		7	5	7.85	6	19,833
	20	59	12	44	1	2	58	2	2	56	55	4	43	3	8.00	1	
	21	107	13	94			92	5	1	107	107		91	5	9.98	5	7,500
	22	21	3	17	1		21	6		20	20		16	5	6.62	1	
	23	37	16	20		1	37	7		36	36	1	20	4	9.05	11	8,845
	24	68	14	54			65	4		68	66	1	51	6	0.05	8	9,375
	25	33	11	22			32	1		33	32		22	5	2.50	3	12,666
	26	51	13	35	1	2	50	1		48	48		36	4	3.83	5	7,600
	27	38	17	21			33	11	4	38	34		18	5	4.11	13	7,792
	28	22	13	8		1	22	7	4	21	21		8	4	1.62	9	7,500
	29	11	6	5			11	6		11	11		5	5	7.40	5	8,400
	30	6	4	2			6			6	6		2	2		4	8,375
	31	45	4	45			45	45	45	45	45		45	3	2.26	5	
	32	11	5	6			11	2	45	11	10		6	3	3.66	5	6,400
	33	63	21	39		3	61	17	3	60	60	1	37	4	6.59	14	6,392
	34	35	15	19	1		34	13		34	34		19	4	7.42	7	10,257
	35	43	20	22	1	1	41	12		42	42		22	1	3.95	11	10,227
	36	40	13	27			40	3		40	40	2	27	4	6.51	8	8,125
	37	60	13	38		9	51	4		51	48		35	4	6.91	4	8,500
	38	31	8	21		2	29	7	1	29	29		19	5	2.00	3	7,500
	39	52	11	36	4		51	14		47	47	2	39	3	2.33	7	7,442
	40	51	5	43	2		50	5		48	48		44	5	0.18	2	
	41	29	10	18		1	29	3		28	28		17	4	6.58	5	9,800
	42	18	8	9	1		18	4		17	17		9	5	4.55	4	10,075
	43	79	23	54		2	75	19		77	73		50	5	1.98	12	9,500
	44	77	39	37	1		77	17	1	76	76	2	35	4	6.65	25	6,716
	45	27	16	11			27	1	1	27	27		11	5	0.90	12	7,900
	46	51	27	24			51	9	8	51	51		24	5	1.45	20	8,375
	47	67	36	31			65	10		67	66		31	4	5.83	21	7,080
	48	41	15	24	1	1	41	11		39	39	1	25	4	6.32	6	8,666
	49	31	15	15	1	1	30	6		30	30		16	5	1.87	5	9,700
	50	63	16	43	2	2	61	11	2	59	58		44	4	1.88	6	7,916
	51	24	7	15	2		24	5		22	22		16	1	3.50	2	
	52	42	15	23	2	2	40	13		38	38		25	4	8.88	9	8,888
	53	43	16	24	2	1	43	5		40	39	1	24	5	0.41	9	10,000
	54	78	34	40	1	3	77	16		74	72	1	39	4	6.38	15	7,033
	55	48	18	28		2	48	3		46	46		26	4	4.76	10	7,200
	56	58	25	29	2	2	58	13		54	54		26	5	0.34	9	9,444
	57	41	16	25			41	5		41	41		25	4	7.72	11	7,863
	58	30	19	10	1		30			29	29		10	6	3.20	17	10,805
	59	17	14	2		1	17	2	2	16	16		1	1		13	13,115
	60	34	30	4			34			34	34		4	5	7.00	29	19,620
	61	52	33	19			51			52	51		19	6	4.94	24	14,708
	62	55	35	19		1	54	2		54	54		19	5	1.68	28	8,110
	63	58	20	36	1	1	57	14	2	56	56	1	37	4	6.51	7	10,071
	64	13	4	8			12	2		12	12		7	5	1.42		
	65	54	24	27	2		52	3		51	38		28	4	7.32	11	8,045
	66	36	22	12		2	36	1	1	34	34		12	4	4.00	12	7,416
	67	32	20	12			32	5		32	31		11	4	9.54	15	7,426
	68	47	22	24		1	47	3		46	34		24	2	5.91	12	6,000
	69	45	27	18			43	1		45	38		18	3	3.38	19	8,736
	70	33	23	10			33	4		33	33		8	4	5.12	14	7,571

¹For renter - occupied dwelling units and vacant nonseasonal not dilapidated units, for rent.
²For owner - occupied dwelling units and vacant nonseasonal not dilapidated units, for sale only.

HOUSING—BLOCK STATISTICS

Table 3.—CHARACTERISTICS OF HOUSING FOR CENSUS TRACTS, BY BLOCKS: 1950—Con.

Census tract	Block	All dwelling units by occupancy and tenure					All dwelling units by condition and plumbing facilities			Occupied dwelling units			Contract monthly rent ¹		Value ² of one-dwelling-unit structures		
		Total	Owner occupied	Renter occupied	Vacant non-seasonal not dilap., for rent or sale	Other vacant and non-resident	Number reporting	No private bath or dilap.	No running water or dilap.	Total	Persons per room		Occupied by non-white	Number reporting	Average monthly rent (dollars)	Number reporting	Average value (dollars)
											Number reporting	1.51 or more					
6	71	3	3			3			3	3					3	28,333	
	72	2															
	73	40	24	16			39	3	1	40	40	10	14	63.07	15	5,833	
	74	38	29	9			37	4		38	35		8	35.00	26	6,076	
	75	17	15	2			17	4	3	17	17		2		14	7,107	
	76	20	12	8			19	4	3	20	20		6	34.16	8	7,125	
7	1	6	2	4		3	2	2	6	6			1				
	8	1															
8	1	18		11		7	17	11	3	11	10	1	10	37.40			
	3	7	4	3			7	6	3	7	7		2				
	5	2															
	8	26		25		1	26	8		25	25		24	35.12			
	11	2															
	12	13	1	12			13	5		13	13		12	38.58			
	13	46	12	34			43	4	2	46	43	1	32	52.93	7	8,271	
	14	4	2	1		1	4	4		3	3		1		2		
	15	44	6	34	3	1	36	19	3	40	37	2	32	36.53	3	8,333	
	16																
	17	29	8	19	1	1	28	6	1	27	27		19	37.63	4	7,375	
	18	2															
	19	42	18	22	1	1	40	15		40	37		21	41.52	13	5,846	
	20	26	12	11	2	1	15	12	4	23	23		10	42.90	8	5,937	
	21	37	15	19	2	1	35	7	1	34	34		19	33.94	5	9,800	
	22	42	13	26	3	3	37	14	7	39	38		26	42.88	5	1,000	
	23	26	6	20			26	8	4	26	26	1	20	43.55	3	8,333	
	24	58	9	46	3	2	47	15	2	55	53	2	45	46.97	2		
	25	25	3	20	2		24	15	1	23	23	1	22	38.81	2		
	26	37	13	24			37	11		37	37	1	24	53.08	9	10,555	
	27	49	7	39	2	1	48	20		46	45		36	43.86	3	11,000	
	28	56	23	33			53			56	54		33	49.39	17	9,035	
	29	61	12	49			59	14	2	61	61	2	49	43.10	5	7,360	
	30	52	15	35		1	51	4		51	51	2	34	39.97	7	7,557	
	31	50	14	35			50	11		49	49	1	34	43.00	9	5,700	
	32	20	7	10	3		20	7		17	17		13	42.69	2		
	33	7	5	2			7	3		7	7		2		4	6,675	
	34	23	14	8		1	23	3		22	22	1	8	37.75	12	5,808	
	35	27	14	13			26	6		27	27		13	24.53	12	5,608	
	36	33	21	11	1		33	3		32	32		12	47.16	19	6,973	
37	19	7	12			19	4		19	19		11	23.63	5	6,160		
39	12	6	6			12	3		12	12		6	46.83	4	7,000		
40	39	21	18	2		39	9		37	37	1	17	40.47	15	5,180		
41	23	9	14			23	3		23	23		14	43.78	7	6,714		
42	6	3	3			6	3		6	6		3	48.66				
43	41	5	34		2	41	2		39	39		32	42.68	2			
44	99	21	73	5	2	99	4	1	94	89	2	76	47.05	12	17,666		
45	26	5	21			26	2		26	26		20	46.45	1			
46	50	17	32		1	49	7	1	48	48		31	40.06	13	8,830		
47	191	68	120	2	1	188	31	5	188	188	4	117	50.80	47	6,431		
48	16	6	10			16	6		16	16		10	45.00	5	6,700		
49	76	18	54	3	1	74	24	1	72	71	2	54	46.37	7	9,214		
50	25	10	15			25	3	3	25	24		15	42.73	7	7,500		
51	74	32	36	2	4	67	9		68	67		35	41.68	23	10,347		
52	42	30	12			41	6		42	41		10	45.50	25	6,320		
53	19	13	5		1	18	3		18	18		4	47.00	10	5,440		
55	34	21	13			33	12	2	34	34		12	26.25	21	5,085		
56	42	35	4		1	42	7	1	39	39		5	42.00	32	5,296		
57	31	17	13		1	30	6		30	30	1	14	45.07	14	5,714		
58	18	15	3			18	9	3	18	18	1	3	35.66	14	5,607		
9	7	17	1	16		17	12		17	17		16	24.81	1			
	8	14	1	12	1	13	8	1	13	12		11	32.00				
	9	42	2	38	1	41	25	1	40	39	1	36	37.55				
	10	6		5		6	2	2	6	6		5	18.40				
	11	8	4	4		8	3		8	8		4	23.75	1	4,833		
	12	5		5		5	4	3	5	4		4	17.50	3			
	13	17	10	6		1	16	10	2	16	16	2	6	32.33	7	4,085	
	15	18	12	6			18	8	2	18	18		4	39.60	10	4,790	
	16	35	19	16			35	9	2	35	35		15	36.80	10	5,780	
	17	12	4	8			12	8	2	12	12	1	7	16.14	10	4,500	
	18	11	2	9			11	9	4	11	11		9	36.55	2		
	19	27	8	16	3		27	19		24	23	1	16	31.62	2	5,500	
	20	2															
21	40	8	29	1	2	40	30	3	37	37	1	29	25.93	1			
22	2																
23	17	12	5			17	2		17	17		5	35.40	7	5,042		
24	25	21	4			25	8	6	25	25		5	36.25	18	4,588		
25	10	7	3			10	2		10	10		3	44.33	2	6,000		
26	36	23	11		2	34	15	3	34	34	1	10	27.50	2	5,555		
27	21	14	6		1	21	6	5	20	20	2	6	30.33	12	5,150		
28	18	10	5	2	1	18	10	3	15	15		7	39.00	6	3,333		
29	23	8	14	1	1	22	11		22	22		11	38.09	2			
30	92	43	48	1		89	25	5	91	91	1	48	32.93	33	4,496		

¹For renter - occupied dwelling units and vacant nonseasonal not dilapidated units, for rent.
²For owner - occupied dwelling units and vacant nonseasonal not dilapidated units, for sale only.

Table 3.—CHARACTERISTICS OF HOUSING FOR CENSUS TRACTS, BY BLOCKS: 1950—Con.

Census tract	Block	All dwelling units by occupancy and tenure					All dwelling units by condition and plumbing facilities			Occupied dwelling units			Contract monthly rent ¹		Value ² of one-dwelling-unit structures				
		Total	Owner occupied	Renter occupied	Vacant non-seasonal not dilap., for rent or sale	Other vacant and non-resident	Number reporting	No private bath or dilap.	No running water or dilap.	Total	Persons per room		Occupied by non-white	Number reporting	Average monthly rent (dollars)	Number reporting	Average value (dollars)		
											Number reporting	1.51 or more							
9	31	6	5	1					6	6									
	32	17	10	7				1	17	17									
	33	43	23	9		1			32	32									
	34	27	17	3					20	20									
	35	27	17	3					20	20									
	36	27	17	3					20	20									
	37	38	12	25		1			33	16									
	38	65	34	25		1			63	14									
	39	23	8	14		5			22	11									
	40	41	18	21		2			40	15									
	41	3	3						3	3									
	42	19	16	3					19	6									
	43	36	23	10		1			33	11									
	44	23	12	10		1			23	7									
	45	44	21	23					43	19									
	46	26	14	11		1			25	2									
	47	35	21	13		1			34	2									
	48	35	22	11		2			33	4									
	49	23	17	6		2			23	2									
	50	42	31	9		2			38	10									
	51	27	16	10					24	2									
	52	12	5	7		1			11	2									
	53	8	2	6					7	2									
	54	11	6	5					10	1									
	55	15	6	9					15	3									
	56	7	6	1					6	6									
	57	6	3	3					5	2									
	58	21	13	7		1			20	9									
	60	10	7	3					10	3									
	10	1	23	10		2			23	10									
		2	42	26	11				42	6									
		3	23	15	8				23	3									
		4	21	12	8		1		21	3									
		5	44	28	14		1		43	7									
		6	39	29	9		1		39	7									
		7	22	19	3				22	2									
		8	28	14	12		2		28	2									
		9	162	69	89		4		151	31									
		10	10	8	2				9	9									
		11	39	14	22		1		39	13									
		12	44	23	21		2		41	11									
		14	18	12	6				18	3									
		15	30	18	12				29	6									
		16	28	19	9				28	4									
		17	60	34	25				59	10									
		18	31	15	14		2		31	7									
		19	35	12	23				35	4									
		20	37	17	20				37	6									
		21	5	4	1				5	5									
		22	15	15					14										
23		35	20	15				35	6										
24		41	24	16		1		40											
25		35	13	22				35	11										
26		56	35	18		3		54	4										
27		47	31	15		1		45	4										
28		34	24	9		1		25	2										
29		35	24	10		1		35	2										
30		35	24	11				35	6										
31		34	29	5				34											
32		30	22	7		1		30	1										
33		49	32	16		1		48	6										
34		53	30	20		3		53	8										
35		43	20	23				43	4										
36		32	19	13				32	1										
37		18	16	2				18	2										
38		8	3	1		3		8	4										
39		17	13	4				17	1										
40		22	17	4		1		22	1										
41		18	14	3		1		18	2										
42		42	28	13		1		42	4										
43		35	26	7		1		35	1										
44		29	24	5				29	2										
45		26	16	9		1		26	2										
46		16	13	3				16	1										
47		33	23	9		1		33	8										
48		26	24	1		1		24	2										
49		30	24	6				30	2										
50		36	28	7		2		35	2										
51		39	29	8		1		39	2										
52	32	23	9				30	1											
53	13	8	5				13	3											
55	16	8	8				15												
56	23	16	7				23												
57	19	11	6		2		19												
58	49	33	15		1		47	1											

¹For renter - occupied dwelling units and vacant nonseasonal not dilapidated units, for rent.

²For owner - occupied dwelling units and vacant nonseasonal not dilapidated units, for sale only.

HOUSING—BLOCK STATISTICS

Table 3.—CHARACTERISTICS OF HOUSING FOR CENSUS TRACTS, BY BLOCKS: 1950—Con.

Census tract	Block	All dwelling units by occupancy and tenure					All dwelling units by condition and plumbing facilities			Occupied dwelling units			Contract monthly rent ¹		Value ² of one-dwelling-unit structures			
		Total	Owner occupied	Renter occupied	Vacant non-seasonal not dilap., for rent or sale	Other vacant and non-resident	Number reporting	No private bath or dilap.	No running water or dilap.	Total	Persons per room		Number reporting	Average monthly rent (dollars)	Number reporting	Average value (dollars)		
											Number reporting	1.51 or more					Occupied by non-white	
10	59	35	24	11					35	35								
	60	36	30	6				3	36	36			11	50.45	23	9.091		
	61	27	22	5					27	27			6	39.00	27	8.325		
	62	29	23	6					27	27			4	33.00	21	8.123		
	63	29	23	6					29	29			5	49.40	23	8.065		
	64	31	23	8					30	30			7	49.71	20	7.650		
	65	29	23	6	1				29	29					29	8.896		
	66	28	23	5					27	27					21	8.709		
	67	33	25	8		1			31	31			3	40.00	20	8.350		
	68	20	16	4					22	22			2	42.62	20	8.700		
	69	38	30	8		1			66	67			29	43.72	27	7.211		
	71	10	9	1					10	9					10	7.090		
	72	59	38	21	1				59	59			21	46.00	31	7.380		
	73	22	18	4					22	22			4	50.75	16	8.025		
	74	22	13	9					22	22			8	40.75	9	8.611		
	75	22	19	3					22	22			3	43.33	17	7.335		
	76	7	6	1					7	7			1		4	7.575		
	77	3	3						3	3					3	6.000		
	78	3	2	1					3	3			1		2			
	79	13	11	2					13	13			1		11	7.136		
	80	10	9	1					10	10	1		1		8	6.850		
	81	9	8	1					9	9			1		8	6.875		
	82	22	20	2					22	22					22	7.159		
	83	26	20	6					26	26			6	68.50	17	6.952		
	84	26	23	3					26	26			1		23	6.908		
	85	24	21	3					22	21			1		20	6.890		
	86	5	5						5	5					5	6.600		
	87	9	7	2					9	8			1		8	7.087		
	88	17	16	1	1				16	16					16	7.856		
	89	13	13						15	15					11	8.636		
	90	6	4	2					6	5			2		4	9.795		
	91	5	3	2					5	5					4			
	92	15	9	6					15	15			6	57.00	8	7.687		
	93	4	3	1					4	4	1		14	42.21	25	6.860		
	94	15	15						19	19			4	36.50	14	5.985		
	95	3	2	1					3	3			7	49.28	25	5.780		
	96	2	2						2	2								
	97	12	12						12	12					12	7.900		
	98	9	9						9	9					9	8.022		
	99	16	16						16	16					14	12.414		
	100	10	10						10	10	1				9	9.000		
	101	10	11			1			11	11					11	9.845		
	102	1	1						1	1								
	103	12	11	1					12	12			1		11	9.527		
	104	7	6	1					7	6					6	9.357		
105	6	6						6	6									
106	7	1	6	1				7	7			6	30.97		11.916			
11	1	45	19	25	1			43	16					26	47.50	12	6.833	
	2	51	24	27	2			50	12					23	52.04	15	7.420	
	3	52	18	34				50	7					16	38.81	26	9.519	
	4	8	8					7	3					8	16.12			
	5	8	5	3				8	3					8	16.12			
	6	49	29	20	1			48	21			1	2	29	43.82	41	5.946	
	7	48	16	32	1			47	11					15	45.26	27	6.333	
	8	48	33	15				46	6					9	34.77	13	6.823	
	9	10	7	3				10	2					14	43.28	26	8.565	
	10	108	77	30		1		107	2				3	34.00	5	5.280		
	11														26	33.88	66	6.692
	12	13	13					17	6						5	14.20	11	5.090
	13	113	92	20	1			113	9						11	49.09	5	9.700
	14	14	14					14	2						20	46.65	80	7.103
	15	16	16					16	4						5	29.40	8	5.750
	16	74	55	19				71	10						5	39.40	6	7.283
	17	90	57	33				88	17						16	32.22	32	6.538
	18	6	6					6	1						24	36.16	44	6.706
	19	21	15	6				20	1						1	6.6	5	5.800
	20	182	145	37				179	3						3	40.83	8	4.875
	21														4	39.37	133	7.935
	22	38	22	16				37	8						14	29.57	19	6.852
	23	19	19			1		19	4						3	32.00	13	5.523
	24	43	33	10				43	5						10	41.40	25	6.448
	25	15	15					15									8	21.433
	26	8	8					8									9	25.250
	27	8	8					8									7	25.288
	28	20	20			1		20									21	14.928
	29	21	21					21									21	14.283
	30	15	14	1				15									13	15.846
	31	14	14					14									14	11.071
	32	11	10	1				11									9	9.777
33	17	13	4				17							4	55.75	10	8.250	
12	1	20	17	3			19									14	6.714	
	6	20	16	4	1		20	1						3	46.66	17	13.823	
	7	16	16				16									16	12.373	
	8	15	11	4			15									8	10.373	
	9	15	11	4			15									3	9.755	
10	5	4	1			5									4	12.500		

¹For renter-occupied dwelling units and vacant nonseasonal not dilapidated units, for rent.
²For owner-occupied dwelling units and vacant nonseasonal not dilapidated units, for sale only.

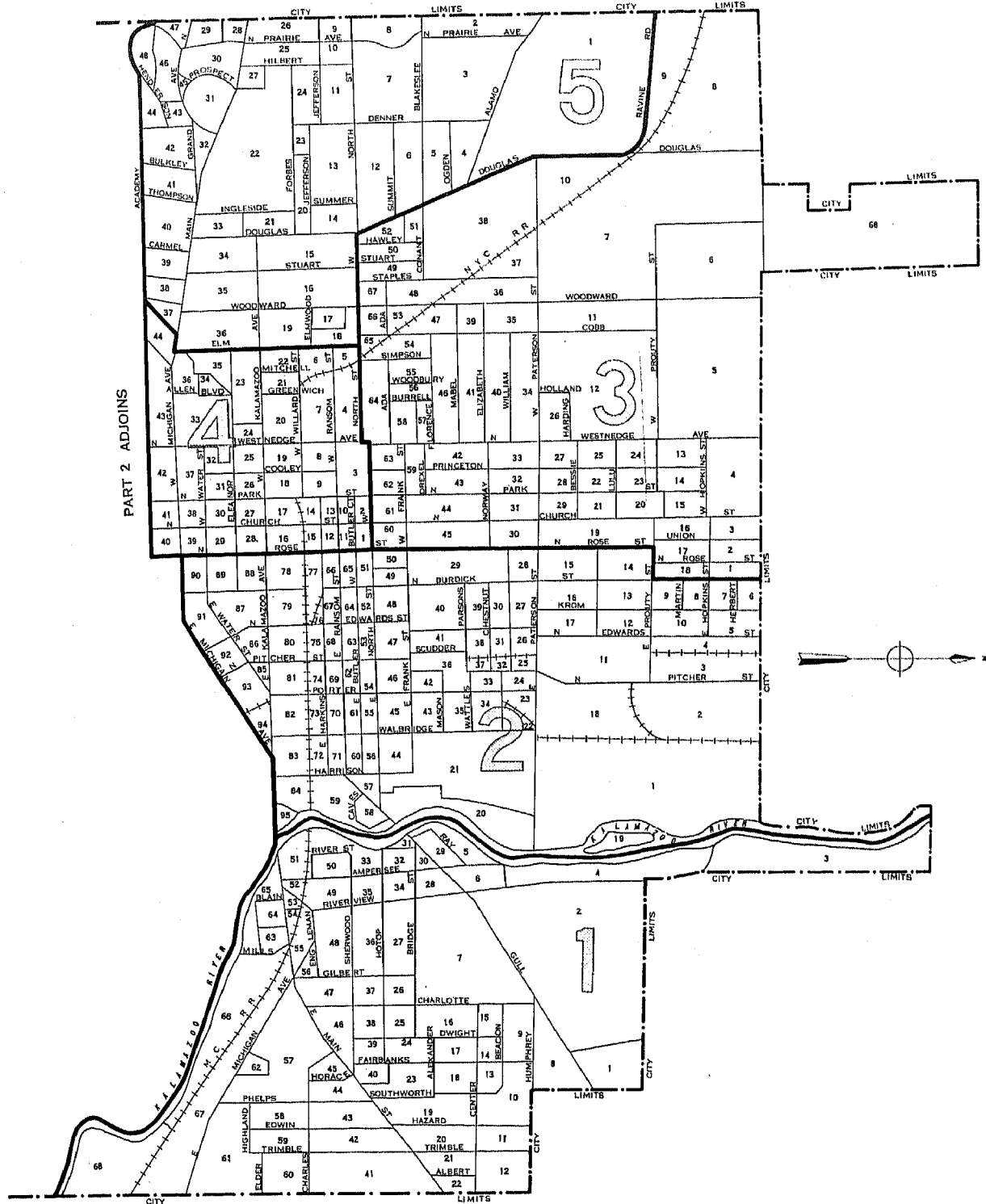
Table 3.—CHARACTERISTICS OF HOUSING FOR CENSUS TRACTS, BY BLOCKS: 1950—Con.

Census tract	Block	All dwelling units by occupancy and tenure					All dwelling units by condition and plumbing facilities			Occupied dwelling units			Contract monthly rent ¹		Value ² of one-dwelling-unit structures	
		Total	Owner occupied	Renter occupied	Vacant non-seasonal not dilap., for rent or sale	Other vacant and non-resident	Number reporting	No private bath or dilap.	No running water or dilap.	Total	Persons per room		Number reporting	Average monthly rent (dollars)	Number reporting	Average value (dollars)
											Number reporting	1.51 or more				
12	11	27	26	1					27	24				24	22,500	
	12	6	6						6	6				6	20,833	
	13	10	10						10	9				10	22,100	
	14	32	24	7	1				32	25		7	65.00	22	18,295	
	15	22	20	2					22	22		1		19	12,921	
	16	18	16	2					17	18		1		16	12,006	
	17	22	19	1	1	1			21	20		1		19	10,847	
	18	25	21	4					25	25		3	60.00	21	11,861	
	19	25	25						25	25				23	10,717	
	20	76	60	14		2		9	75	74	2	12	13	53	10,841	
	21	9	7	2				4	9	9				7	7,428	
	22	9	6	2	1			6	9	8	1	4		6	4,000	
	24	92	19	45	28				90	64	1	72	102.86	16	13,250	
	25	15	14		1				15	14				15	23,400	
	26	3	2	1					3	3		1		1		
	27	28	27	1					28	25		1		25	14,460	
	28	17	15	2					12	12				12	17,583	
	29	14	14						14	14				14	23,357	
	30	20	19	1					20	18		1		19	19,315	
	31	16	9	7					16	16		7	66.71	9	14,447	
	32	22	17	5					22	21		4	46.25	17	15,523	
	33	5	5						5	5				5	18,600	
	34	14	14						14	14				13	17,615	
	35	5	5						5	5				5	24,400	
	36	7	7						7	7				7	26,857	
	37	23	19	4					23	16		1		13	21,000	
	38	9	9						9	9				9	15,555	
	39	3	3						3	3				2		
	40	18	14	3	1				18	16		3	79.33	13	14,269	
	41	13	13						13	13				12	17,791	
	42	3	3						3	2				3	28,666	
	43	6	3		3				6	3				6	20,000	
	45	11	10	1					11	11		1		10	23,600	
	46	17	15	2					17	17		2		15	18,266	
	47	12	12						12	12				12	16,650	
	48	21	20	1					21	20				20	14,350	
	49	25	22	3					25	25		3	79.33	21	11,704	
	50	29	24	4		1			28	23	1			20	13,750	
	51	26	22	4					26	26		4	78.25	21	11,976	
	52	7	6	1					7	7		1		6	15,333	
	53	21	21						21	21				21	12,619	
	54	18	17	1					18	17		1		16	14,500	
	55	2														
	56	2														
	57	3	3						3	3				3	14,666	
	58	27	26		1			1	27	26				27	33,388	
	59	1														
	60	34	31	2		1			34	33		2		22	32,550	
	61	7	6		1				7	6				7	39,642	
	62	4	4						4	4				3	22,666	
	63	16	13	2	1				15	15		1		9	13,666	
	64	14	11	3					14	10				8	11,500	
	65	8	7	1					8	8				10	13,214	
	66	11	10	1					11	11		1		11	11,750	
	67	11	11						11	11				11	13,272	
	68	3	3						3	3				3	13,666	
	69	4	4						4	4				4	13,000	
	70	5	5						5	5				5	11,700	

¹For renter - occupied dwelling units and vacant nonseasonal not dilapidated units, for rent.
²For owner - occupied dwelling units and vacant nonseasonal not dilapidated units, for sale only.

KALAMAZOO, MICHIGAN, BY CENSUS TRACTS AND BLOCKS: 1950

PART 1 OF 2 PARTS

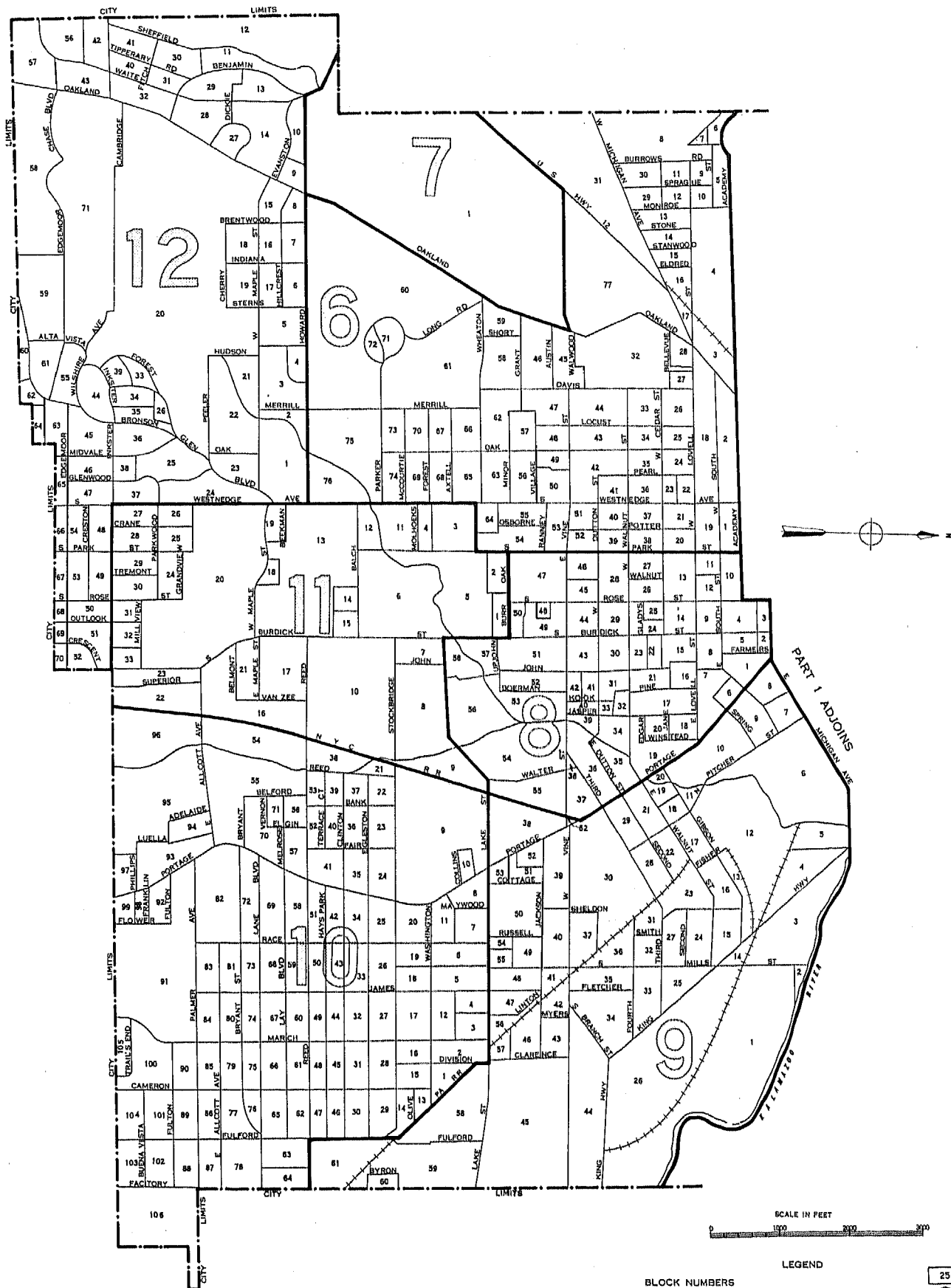


LEGEND

- BLOCK NUMBERS
- TRACT NUMBERS
- TRACT BOUNDARIES
- U.S. DEPARTMENT OF COMMERCE, BUREAU OF THE CENSUS

KALAMAZOO, MICHIGAN, BY CENSUS TRACTS AND BLOCKS: 1950

PART 2 OF 2 PARTS




SCALE IN FEET
0 100 200 300

LEGEND

BLOCK NUMBERS
TRACT NUMBERS
TRACT BOUNDARIES
U.S. DEPARTMENT OF COMMERCE, BUREAU OF THE CENSUS

1950 UNITED STATES CENSUS OF HOUSING

U. S. DEPARTMENT OF COMMERCE • BUREAU OF THE CENSUS



KANSAS CITY, KANS.

**BLOCK
STATISTICS**

U. S. CENSUS OF HOUSING: 1950

Volume

- I General Characteristics
- II Nonfarm Housing Characteristics
- III Farm Housing Characteristics
- IV Residential Financing
- V Block Statistics

Housing statistics for census tracts are to be included in the Population reports on census tracts.

U. S. CENSUS OF POPULATION: 1950

Volume

- I Number of Inhabitants
- II Characteristics of the Population

Succeeding volumes will cover the following subjects:

Census Tracts, Nativity and Parentage, Nonwhite Population by Race, Persons of Spanish Surname, Institutional Population, Differential Fertility, Labor Force Characteristics, Occupation, Industry, Income, Internal Migration, Education, Characteristics of Families and Households.

UNITED STATES CENSUS of HOUSING : 1950
U. S. DEPARTMENT OF COMMERCE BUREAU OF THE CENSUS
CHARLES SAWYER, Secretary ROY V. PEEL, Director



BLOCK STATISTICS


KANSAS CITY
KANSAS

Prepared under the supervision of
Howard G. Brunzman, Chief
Population and Housing Division

1950 HOUSING CENSUS REPORT
VOLUME V, PART 90

UNITED STATES GOVERNMENT PRINTING OFFICE 1951

BLOCKS • WARDS





BUREAU OF THE CENSUS

ROY V. PEEL, *Director*

A. ROSS ECKLER, *Deputy Director*
HOWARD C. GRIEVES, *Assistant Director*
CONRAD TAEUBER, *Assistant Director*
MORRIS H. HANSEN, *Assistant Director for Statistical Standards*
ROBERT Y. PHILLIPS, *Assistant Director for Operations*
CALVERT L. DEDRICK, *Coordinator, International Statistics*
FRANK R. WILSON, *Information Assistant to the Director*

Population and Housing Division—

HOWARD G. BRUNSMAN, *Chief*
WAYNE F. DAUGHERTY, *Assistant Chief for Housing*
ROBERT B. VOIGHT, *Assistant Chief for Operations*
HENRY S. SHRYOCK, Jr., *Assistant Chief for Population*
EDWIN D. GOLDFIELD, *Program Coordinator*

Quality and Equipment Statistics—Robert C. Hamer, *Chief*
Inventory Statistics—Carl A. S. Coan, *Chief*
Developmental Programs—J. Hugh Rose, *Chief*
Residential Financing—Junia H. Honnold, *Chief*
Territories and Possessions—Joel Williams, *Chief*
Statistical Sampling—Joseph Steinberg, *Chief*
Statistical Procedure—Morton A. Meyer, *Chief*
Processing Operations—Milton D. Lieberman, *Chief*

Administrative Service Division—WALTER L. KEHRER, *Chief*
Agriculture Division—RAY HURLEY, *Chief*
Budget Officer—CHARLES H. ALEXANDER
Business Division—HARVEY KAILIN, *Acting Chief*
Field Division—LOWELL T. GALT, *Chief*
Foreign Trade Division—J. EDWARD ELY, *Chief*
Geography Division—CLARENCE E. BATSCHULET, *Chief*
Governments Division—ALLEN D. MANVEL, *Chief*
Industry Division—MAXWELL R. CONKLIN, *Chief*
Machine Tabulation Division—C. F. VAN AKEN, *Chief*
Personnel Division—HELEN D. ALMON, *Chief*

SUGGESTED IDENTIFICATION

U. S. Bureau of the Census. *U. S. Census of Housing: 1950. Vol. V, Block Statistics, Part 90.*
U. S. Government Printing Office, Washington, D. C., 1952.

For sale by the Superintendent of Documents, U. S. Government Printing Office, Washington 25, D. C.,
or any of the Field Offices of the Department of Commerce - Price 20 cents

PREFACE

This report presents statistics on characteristics of dwelling units by blocks for the city. The tabulations are based on data from the 1950 Census of Housing, taken as of April 1, 1950. Authorization for the 1950 Census of Housing as part of the Seventeenth Decennial Census was provided by the Housing Act of 1949, approved July 15, 1949.

The major portion of the information compiled from the 1950 Census of Housing appears in Volume I, *General Characteristics*; Volume II, *Nonfarm Housing Characteristics*; Volume III, *Farm Housing Characteristics*; Volume IV, *Residential Financing*; and Volume V, *Block Statistics*. Volume V consists of separate reports, issued as bulletins for each of the 209 cities which in 1940 or in a subsequent census had a population of 50,000 or more. These reports will not be bound into a single publication.

The subjects covered in both the 1950 and 1940 reports on characteristics of dwelling units by blocks are substantially similar.

This report was prepared under the direction of Howard G. Brunsman, Chief, Population and Housing Division, and Wayne F. Daugherty, Assistant Chief for Housing. Robert C. Hamer, Chief, Quality and Equipment Statistics Section, was in charge of coordinating the content and the format of the report with assistance from Carl A. S. Coan, Chief, Inventory Statistics Section; Floyd D. McNaughton, Chief, Equipment and Facilities Unit; Beulah Washabaugh, Chief, Tenure and Vacancy Unit; and Walter A. Hines. The compilation of the statistics was under the supervision of Robert B. Volght, Assistant Chief for Operations.

The collection of the information on which these statistics are based was under the supervision of Lowell T. Galt, Chief, Field Division. The geographic work, including the assignment of all block numbers and the preparation of maps, was under the supervision of Clarence E. Batschelet, Chief, Geography Division. The data were tabulated under the supervision of C. F. Van Aken, Chief, Machine Tabulation Division.

January 1952.

KANSAS CITY, KANS.

CONTENTS

INTRODUCTION

	Page		Page
General.....	1	Definitions and explanations--Continued	
Related reports.....	1	Persons per room.....	2
Use of data.....	1	Color of occupants.....	2
Comparability with 1940 Housing Census data.....	1	Contract monthly rent.....	2
Definitions and explanations.....	1	Value of one-dwelling-unit structures.....	2
Dwelling unit.....	1	Number reporting.....	2
Occupancy and tenure.....	2	Block identification.....	2
Condition and plumbing facilities.....	2		

TABLES

	Page
Table 1.—Characteristics of housing for the city: 1950.....	3
Table 2.—Characteristics of housing by wards: 1950.....	3
Table 3.—Characteristics of housing for wards, by blocks: 1950.....	4

Map of city, by blocks, appears following last page of tables.

BLOCK STATISTICS

INTRODUCTION

GENERAL

Volume V of the Reports on Housing consists of a separate report for each of the 209 cities which in 1940, or in a subsequent census prior to 1950, had a population of 50,000 or more. Each report presents for the city, by blocks, tabulations for a limited number of subjects obtained in the Census of Housing. The subjects in these reports are similar to those in the block statistics supplements to Volume I of the reports of the 1940 Census of Housing. The subjects in this report present the number of dwelling units classified by occupancy and tenure, condition and plumbing facilities, persons per room, color of occupants, average contract monthly rent of renter-occupied and selected vacant units, and the average value of one-dwelling-unit owner-occupied and selected vacant structures. In table 1, the statistics for these subjects are summarized for the city. Table 2 contains the statistics for wards; these are the only statistics for wards that will be published from the 1950 Census of Housing. In table 3, the data are presented by blocks within wards and block areas. Maps identifying the location of each block and the ward boundaries are a part of this report.

Related reports.—Related statistics for this city are contained in the Reports on Housing, Volume I, *General Characteristics*; and in the Reports on Population, Volume I, *Number of Inhabitants*, and Volume II, *Characteristics of the Population*.

The Reports on Housing for each State in Volume I present data on the characteristics of dwelling units for the State by residence (urban, rural nonfarm, and rural farm), for standard metropolitan areas, urbanized areas, counties, for urban places, places of 1,000 to 2,500 inhabitants, and rural-nonfarm and rural-farm dwelling units for each county. Each report includes the following subjects: occupancy, tenure, race of occupants, type of structure, year built, condition and plumbing facilities, water supply, toilet and bathing facilities, number of rooms, number of persons, persons per room, electric lighting, heating equipment, heating and cooking fuels, refrigeration equipment, kitchen sink, radio, television, and, for nonfarm units, the contract monthly rent, gross monthly rent, and value of one-dwelling-unit structures.

Volume I of the Reports on Population shows the 1950 population of each county and of each minor civil division within the county. It also contains figures for each incorporated place, for each unincorporated place with 1,000 or more inhabitants, and for incorporated places of 5,000 or more by wards. A special series of tables presents data for each urbanized area giving the incorporated places and portions of minor civil divisions within it.

Volume II of the 1950 Population Reports contains statistics on the general characteristics of the population. Chapter A of this volume repeats the figures on number of inhabitants as shown in Volume I; Chapter B presents demographic, economic, and social characteristics of the population; and Chapter C gives more detailed cross-classifications for States and large cities and standard metropolitan areas.

Use of data.—The tabulation of housing characteristics for areas as small as city blocks provides descriptive material of considerable value for technical studies of housing in the city. The statistics will be useful in compiling totals for special types of areas that may be defined to meet the requirements of individual investigators. Users of the data should bear in mind that in

practically all cases the data for a given block represent the work of only one enumerator. Consequently, housing characteristics for blocks are subject to a wider margin of error than is to be expected in the figures for tracts or wards which represent returns made by a number of enumerators. Misinterpretation of instructions by one enumerator may cause a significant bias in the statistics for a block even though it may have a negligible effect upon the figures for larger areas. In particular, the enumeration of "condition" depended to a considerable extent upon the judgment of the individual enumerator. Also, failure to indicate the correct block number for a significant number of dwelling units may introduce errors into the block data.

Comparability with 1940 Housing Census data.—In the 1940 Census of Housing, reports entitled "Block Statistics" were issued as supplements to the first series of Housing bulletins. These supplements consisted of separate reports for each of the 191 cities which had 50,000 inhabitants or more in 1930.

In the 1950 reports, the block numbers used are different, in most cases, from those used in the 1940 reports. Therefore, to compare 1940 and 1950 data for a given block, it is necessary to locate the block on the maps to obtain the corresponding 1940 and 1950 block numbers.

The subjects in both the 1940 and 1950 reports are substantially similar. However, data on number of structures, year built, and mortgage status have been omitted from the 1950 report. Furthermore, in the 1940 reports average contract or estimated monthly rent was reported for all dwelling units while in 1950 average contract monthly rent is reported for some, and average value for other, dwelling units.

DEFINITIONS AND EXPLANATIONS

More detailed and complete definitions are presented in Volume I of the Housing Reports.

Dwelling unit.—In general, a dwelling unit is a group of rooms or a single room, occupied or intended for occupancy as separate living quarters, by a family or other group of persons living together or by a person living alone.

A group of rooms, occupied or intended for occupancy as separate living quarters, is a dwelling unit if it has separate cooking equipment or a separate entrance. A single room, occupied or intended for occupancy as separate living quarters, is a dwelling unit if it has separate cooking equipment or if it constitutes the only living quarters in the structure. Also, each apartment in a regular apartment house is a dwelling unit even though it may not have separate cooking equipment. Excluded from the dwelling unit count are large rooming houses, institutions, dormitories, and transient hotels and tourist courts.

In the 1940 Census, a dwelling unit was defined as the living quarters occupied or intended for occupancy by one household. A household consisted of a family or other group of persons living together with common housekeeping arrangements, or a person living entirely alone. However, the enumerator was not explicitly instructed to define rooms as dwelling units on the basis of cooking equipment or separate entrance.

The number of dwelling units in the 1950 Census may be regarded as comparable with the number of dwelling units in the 1940 Census. Some living quarters may have been classified as separate dwelling units in the one census and not in the other. Further, in the 1950 Census, living quarters with five or more

lodgers were not tabulated as dwelling units; generally, such quarters were included in the 1940 dwelling unit count. However, the net effect of these changes is probably small.

Occupancy and tenure.—Dwelling units are classified by occupancy and tenure into four groups: owner-occupied; renter-occupied; vacant nonseasonal not dilapidated, for rent or sale; and other vacant and nonresident. A dwelling unit is classified as owner-occupied if it was owned wholly or in part by the head of the household or by some related member of his family living in the dwelling unit. All other occupied units are classified as renter-occupied whether or not cash rent was actually paid for living quarters. Rent-free units and living accommodations received in payment for services performed are thus included with the renter-occupied units.

A dwelling unit is considered vacant if no persons are living in it at the time of enumeration. New units not yet occupied were enumerated as vacant dwelling units if construction had proceeded to the extent that all the exterior windows and doors were installed and final usable floors were in place. The classification "Vacant nonseasonal not dilapidated, for rent or sale" is descriptive of the vacant dwelling units reported in this classification. "Other vacant and nonresident" units include all dilapidated and seasonal vacant units as well as the not dilapidated units which were not for rent or sale.

Because of changes in enumeration procedures, the counts of total vacant units in 1940 and 1950 are not strictly comparable. In 1940, vacant units were enumerated if they were habitable; units uninhabitable and beyond repair were excluded from the enumeration. In 1950, units were included regardless of condition if they were intended for occupancy as living quarters. Therefore, no comparison should be made between the data on "vacant nonseasonal not dilapidated, for rent or sale" units from the 1950 Census and data in the 1940 Census reports.

In both censuses, dwelling units occupied entirely by non-residents were included with vacant units not for rent or sale. Trailers, tents, houseboats, and railroad cars which were vacant were excluded from the dwelling unit inventory in both 1950 and 1940.

Condition and plumbing facilities.—Data on condition of a dwelling unit are shown in combination with data for selected plumbing facilities and are, therefore, limited to units for which both condition and plumbing facilities are reported. Plumbing facilities include water supply, toilet facilities, and bathing facilities.

The category "with private bath" includes those dwelling units reported with both a flush toilet and a bathtub or shower inside the structure for the exclusive use of the occupants of the unit. The category "no private bath" includes those dwelling units not having private flush toilet or not having private bathing facilities. The "no running water" category includes units with only piped running water outside the structure or with only other sources such as a hand pump.

A dwelling unit is "dilapidated" when it is run-down or neglected, or is of inadequate original construction, so that it does not provide adequate shelter or protection against the elements or it endangers the safety of the occupants.

Persons per room.—The number of persons per room has been computed for each occupied dwelling unit by dividing the number of persons in the dwelling unit by the number of rooms in the dwelling unit. All persons enumerated in the Population Census as members of the household (including lodgers, servants, and other nonrelated persons) are counted in determining the number of persons that occupy the dwelling unit. The number of rooms in the dwelling unit includes all rooms available for living quarters throughout the year. Not counted as rooms are bathrooms, closets, pantries, halls, screened porches, and unfinished rooms in the basement and attic.

Color of occupants.—Occupied dwelling units are classified by color of head of household according to the definition used in the

1950 Census of Population. The group designated as "nonwhite" consists of Negroes, Indians, Japanese, Chinese, and other non-white races. Persons who are not definitely Indian or of other nonwhite race are classified as white.

Contract monthly rent.—Contract monthly rent is the rent, at the time of enumeration, contracted for by the renter regardless of whether it includes furniture, heating fuel, electricity, cooking fuel, water, or personal services.

Monthly rent for vacant dwelling units is the amount asked for the dwelling unit at the time of enumeration. The average monthly rent relates to renter-occupied dwelling units and vacant nonseasonal not dilapidated units for rent. Dwelling units which are occupied "rent-free" are not included with the units reporting rent.

Value of one-dwelling-unit structures.—Average value is shown for owner-occupied dwelling units and vacant nonseasonal not dilapidated units which are for sale only. Value is shown only if the unit is in a one-dwelling-unit structure without business and if it is the only dwelling unit included in the property. The value represents the amount for which the owner estimates that the property, including such land as belongs with it, would sell under ordinary conditions and not at a forced sale. For vacant units, value is the sale price asked by the owner.

Number reporting.—Occupancy and tenure are reported for all dwelling units, and color of occupants is reported for all occupied units. The corresponding distributions for these subjects in table 1 are based on all dwelling units and on occupied units, respectively. For all other subjects, the distributions are based on the units for which the specific characteristics are reported, that is, the "Number reporting."

The number of dwelling units for which the enumerator obtained no report on a particular item is shown for the city totals only; however, the number "not reported" can easily be derived for each area in tables 2 and 3 by subtracting the number reporting from the total number of dwelling units (or total occupied).

Block identification.—A map or series of maps is included in this report showing block numbers for each block, number and letter designations for wards and block areas, and the names of principal streets.

Blocks are identified by serial numbers, a separate series of numbers being used for each ward or for a group of wards. Thus, the location of each block for which data are presented in table 3 may be determined by referring to the ward and block number shown on the map. Similarly, data for a specific block may be located in the table by reference to the map for the identification numbers of the ward and block.

In some cities "block areas" have been established to facilitate the numbering of blocks in groups of less than 1,000. This may cause a break in the sequence of block numbers within a ward. Where this occurs each part of the ward that is in a separate block area is distinguished on the map, and in the table the data are shown for blocks in numerical order within each block area section of the ward. When a boundary of a ward cuts through a block separating the block into segments, the statistics for each segment are tabulated in the ward in which it is physically located on the map. In such cases, to obtain the statistics for the entire block it is necessary to add the statistics for all segments.

If no dwelling units are reported for a block, the block number is not listed in table 3, although it is shown on the map. Dwelling units for which the block number was not reported are indicated in the table by the symbol "NR." Detailed data are not shown for such dwelling units, nor for blocks containing fewer than three dwelling units. Average monthly rent is not shown when the monthly rent was reported for fewer than three dwelling units. Average value is not shown when the value of one-dwelling-unit properties was reported for fewer than three dwelling units. All dwelling units are included, however, in the statistics for the city and for each ward.

Table 1.—CHARACTERISTICS OF HOUSING FOR THE CITY: 1950

Subject	Number	Percent	Subject	Number	Percent
OCCUPANCY AND TENURE			PERSONS PER ROOM		
All dwelling units.....	39,576	100.0	Occupied dwelling units.....	38,965	...
Owner occupied.....	25,456	64.3	Number reporting.....	37,939	100.0
Renter occupied.....	13,909	34.1	1.51 or less.....	35,527	93.6
Vacant nonsensonal not dilapidated, for rent or sale.....	234	0.6	1.51 or more.....	2,412	6.4
Other vacant and nonresident.....	377	1.0	Not reported.....	1,026	...
CONDITION AND PLUMBING FACILITIES			CONTRACT MONTHLY RENT		
All dwelling units.....	39,576	...	Renter-occupied, and vacant nonsensonal not dilapidated units, for rent—Number reporting.....	12,184	...
Number reporting.....	37,547	100.0	Total contract monthly rent..... dollars..	415,228	...
With private bath, not dilapidated.....	25,054	66.7	Average monthly rent..... dollars..	34.08	...
No private bath, with running water, not dilapidated.....	8,279	22.0	VALUE OF ONE-DWELLING-UNIT STRUCTURES		
No running water or dilapidated.....	4,214	11.2	Owner-occupied, ¹ and vacant nonsensonal not dilapidated units, for sale only—Number reporting.....	20,139	...
Condition or plumbing facilities not reported.....	2,029	...	Total value or sale price..... dollars..	106,557,700	...
No private bath or dilapidated.....	12,493	31.3	Average value..... dollars..	5,291	...
COLOR OF OCCUPANTS					
Occupied dwelling units.....	38,965	100.0			
White.....	31,350	80.5			
Nonwhite.....	7,615	19.5			

¹ Restricted to 1-dwelling-unit properties.

Table 2.—CHARACTERISTICS OF HOUSING BY WARDS: 1950

Ward	All dwelling units by occupancy and tenure					All dwelling units by condition and plumbing facilities			Occupied dwelling units				Contract monthly rent ¹		Value ² of one-dwelling-unit structures	
	Total	Owner occupied	Renter occupied	Vacant nonsensonal not dilap., for rent or sale	Other vacant and non-resident	Number reporting	No private bath or dilap.	No running water or dilap.	Total	Persons per room		Occupied by non-white	Number reporting	Average monthly rent (dollars)	Number reporting	Average value (dollars)
										Number reporting	1.51 or more					
TOTAL	39576	25456	13509	234	377	37547	12493	4214	38965	37939	2412	7615	12184	34.08	20139	5291
1	198	66	132			52	38	20	198	188	38	171	119	19.28	50	244.4
2	2659	1459	1168		17	2363	1334	565	2627	2446	282	2110	1009	23.79	1025	310.0
3	14160	9881	4092	15	112	13403	3256	955	13973	13503	610	3686	3691	37.52	7901	603.9
4	5121	2964	2079	37	41	4900	1263	330	5043	4900	182	407	1917	39.18	2326	671.3
5	6522	4059	2345	35	83	6269	1960	497	6404	6326	349	262	2102	34.11	3034	473.5
6	3834	2234	1540	20	40	3679	2360	933	3774	3730	500	221	1411	26.95	1677	307.9
7	3505	2398	1040	26	41	3385	1320	603	3438	3373	247	452	932	32.24	2055	460.8
8	3577	2395	1113	26	43	3496	962	311	3508	3473	204	306	1003	35.49	2071	527.4

¹For renter-occupied dwelling units and vacant nonsensonal not dilapidated units, for rent.

²For owner-occupied dwelling units and vacant nonsensonal not dilapidated units, for sale only.

HOUSING—BLOCK STATISTICS

Table 3.—CHARACTERISTICS OF HOUSING FOR WARDS, BY BLOCKS: 1950

[Detailed statistics not shown for blocks containing fewer than 3 dwelling units, nor for dwelling units not allocated by blocks (designated by NR)]

Ward	Block	All dwelling units by occupancy and tenure					All dwelling units by condition and plumbing facilities			Occupied dwelling units			Contract monthly rent ¹		Value of one-dwelling-unit structures	
		Total	Owner occupied	Renter occupied	Vacant non-seasonal not dilap., for rent or sale	Other vacant and non-resident	Number reporting	No private bath or dilap.	No running water or dilap.	Total	Persons per room		Number reporting	Average monthly rent (dollars)	Number reporting	Average value (dollars)
											Number reporting	1.51 or more				
1	58	7	3	4		3	3	2	7	2		6	3	27.33		
	60	6	2	4		3	3		6	6	3	4	4	15.75		
	61	9	5	4		4	3	3	9	9	2	8	4	12.00	5	1,660
	62	14	7	7		2	2	1	14	14	2	14	6	12.83	6	2,000
	63	1														
	64	13	7	6		2	2	1	13	12	2	13	5	9.80	6	1,866
	65	10	1	9		2	2	2	10	10	1	10	9	16.44	1	
	66	2														
	67	23	11	12		8	5	1	23	23	5	18	12	16.08	9	3,000
	68	9	4	5		2	2	1	9	9		8	4	13.25	3	2,333
	69	32	10	22		6	4	2	32	32	4	30	17	14.23	10	2,300
	70	12	5	7		3	3		12	11	1	10	6	14.66	3	2,533
	71	5							5	5			4	9.00		
	72	13	2	11		3	2	3	13	13	3	5	11	19.72	1	
	73	3							3	3	2	2	3	41.33		
	74	23	2	21		1	1		23	22	9	22	21	29.14	1	
	75	2							2	2						
	77	11	3	8		3	3	2	11	11	2	11	7	13.85	3	3,333
78	3	1	2					3	2	1	2	1				
2	PART IN BLOCK AREA B															
	10	4	4			3	3	2	4	3	1	4			3	1,366
	11	11	7	4		7	5	1	11	7	1	10	2	4	2,100	
	12	3	3			3	3		3	3		2	2	3	866	
	13	8	6	1		3	3	2	8	8		3	1	2	5	460
	14	4	3	1		3	3	2	4	3		4		2		
	15	2							2	2						
	16	13	12	1		12	9	1	13	13	1	13	1		11	2,009
	17	17	13	4		9	9		17	17	2	17			8	1,712
	18	11	4	7		10	8	5	11	10	2	8	7	12.85	3	2,166
	19															
	20	25	20	5		24	19	3	25	24	2	25	3	28.66	17	1,900
	21	18	12	6		16	2		18	18	3	18	5	24.20	4	3,750
	22	11	8	3		11	3	7	11	10	1	11	3	40.00	7	3,000
	23	18	11	7		18	7		18	18	2	18	4	20.00	4	3,000
	24	54	20	34		53	7		54	53	2	54	7	24.91	13	4,533
	25	46	29	17		45	4		46	45	4	46	16	32.66	15	4,133
	26	41	39	2		41	3	1	41	40	2	41	18	22.72	23	4,652
	27	12	9	3		12	5		12	12	6	12	5	20.55	5	5,000
	28	20	16	4		19	12	7	20	19	1	20	4	27.50	13	4,600
	29															
	30	32	21	11		30	9	2	32	28	3	32	9	26.33	13	3,515
	31	25	13	11		20	14	6	24	21	5	24	8	19.22	8	3,000
	32	18	14	4		18	14		18	17	3	18	3	14.66	12	1,925
	33	3	2	1		2	2	1	3	3		2	1		1	
	34	15	10	5		12	11	3	15	14	2	15	2		10	1,430
	35	11	7	4		11	10	3	11	10	3	11	4	16.00	6	1,883
	36	3	3			3	3		3	3		3			3	1,500
	37	79	39	40		67	60	2	79	79	12	78	32	15.65	29	1,854
	38	32	15	15		32	9	6	32	32	3	32	13	24.00	12	5,200
	39	7	6	1		7	2		7	7	1	6	1		3	6,333
	40															
	41	35	23	12		35	11		35	35	6	35	8	34.25	14	5,614
	42	29	18	10		27	9		28	28		28	10	24.60	13	4,792
	43	33	17	16		28	12		33	28	1	33	13	21.15	11	4,272
	44	44	28	16		43	7		44	43	4	44	14	27.57	20	5,300
	45	21	10	11		21	10		21	21	2	21	11	24.09	5	4,060
	46	1														
	47	20	12	8		20	9	2	20	20	2	20	8	25.50	7	2,071
	48	10	5	5		10	10	7	10	10	3	10	4	18.75	4	875
	49	41	34	7		39	36	5	41	37	5	41	7	15.28	26	1,907
	50	33	20	13		32	28	9	33	33	6	33	11	23.00	13	1,692
	51															
	52	36	22	14		36	29	9	36	36	3	35	13	28.69	20	1,725
	53	51	33	18		47	40	1	51	48	7	50	13	29.00	27	1,581
	54	20	15	5		20	17	6	20	20	2	19	4	21.50	14	1,750
	55	21	8	12		18	2		20	19	2	20	11	17.63	6	2,750
	56	27	18	8		17			26	23	1	26	6	22.83	16	2,831
	57	37	22	15		31	16	3	37	35	3	37	13	29.15	18	3,327
	58	33	12	21		32	23	3	33	33	3	33	19	20.36	6	2,250
	59	27	16	11		25	13		27	25	2	27	10	35.30	11	3,854
	60	34	20	13		18			33	23	1	33	4	14.25	15	3,500
61	32	20	12		26	1		32	32	3	32	12	21.33	17	2,694	
62																
63	23	20	3		21	18	7	23	22		23	2		18	1,011	
64	26	36	20		54	19	6	56	56	4	56	16	23.18	28	3,500	
65	8	5	3		8	3		8	8		8	3	17.33	4	3,750	
66	26	16	10		24	7	2	26	26	3	26	10	23.50	14	3,600	
67	54	24	30		53	26	16	54	51	3	54	25	25.68	19	4,010	
68	50	27	21		47	46	35	48	46	3	48	13	71.69	20	790	
69	24	11	12		24	23	20	23	23	6	23	12	16.41	9	1,088	
70	47	28	18		44	42	34	46	42	6	46	16	14.62	25	708	
71	91	30	60		45	13	6	90	54	6	70	27	14.00	25	2,500	
72	36	16	20		34	31	17	36	34	3	36	19	14.84	12	2,183	
73																
74	9	2	7		9	8	4	9	9	1	9	7	15.28	1		
75	14	4	10		14	14	14	14	14	3	14	9	16.22	3	1,000	
76	4	3	1		2	2		4	2		4			2		
77	2							2	2							
78	39	25	14		39	36	32	39	39	4	39	14	18.57	16	3,237	
79	39	25	14		34	29	18	39	39	3	38	12	19.91	23	2,365	

¹For renter - occupied dwelling units and vacant nonseasonal not dilapidated units, for rent.
²For owner - occupied dwelling units and vacant nonseasonal not dilapidated units, for sale only.

KANSAS CITY, KANS.

Table 3.—CHARACTERISTICS OF HOUSING FOR WARDS, BY BLOCKS: 1950—Con.

Ward	Block	All dwelling units by occupancy and tenure					All dwelling units by condition and plumbing facilities			Occupied dwelling units			Contract monthly rent ¹		Value of one-dwelling-unit structures		
		Total	Owner occupied	Renter occupied	Vacant non-seasonal not dilap., for rent or sale	Other vacant and non-resident	Number reporting	No private bath or dilap.	No running water or dilap.	Total	Persons per room		Number reporting	Average monthly rent (dollars)	Number reporting	Average value (dollars)	
											Number reporting	1.51 or more					Occupied by non-white
2	210	1															
	214	58	27	28	3												
	215	55	31	23		1	45	29	2	55	45	4	51	25	21.84	15	3,113
	226	47	17	30			35	27	9	54	51	5	54	21	24.04	20	2,500
	227	59	23	32			41	32	11	47	46	8	46	29	28.03	7	4,500
	231	66	22	35		2	50	31	10	55	49	10	52	30	24.13	15	3,800
	232	62	23	39		2	54	42	13	57	49	6	57	31	18.61	14	3,107
	243	41	17	23		1	45	32	20	62	58	7	62	37	24.08	17	3,758
	244	52	20	31		1	38	24	17	40	40	3	35	21	23.90	10	2,530
	246	30	11	19			50	46	43	51	50	7	48	29	21.37	10	2,440
	247	41	5	36		30	26	20	30	30	7	24	18	22.55	6	3,000	
2	PART IN BLOCK AREA D																
	3	47	16	27		2	40	26	19	43	43	13	4	27	26.92	6	5,333
	13	40	31	9			37	18	1	40	38	1	8	8	32.50	19	4,973
	14	31	18	13			28	8	1	40	31		13	13	26.00	13	5,746
	15	46	27	18		1	45	6	4	45	44	1	16	16	27.56	7	4,942
	16	30	20	10		1	34	3	1	33	33		3	3	30.00	27	4,148
	18	71	54	16		1	67	18	1	70	70	2	15	15	34.20	44	3,990
	29	29	21	8			29	10	1	29	27		7	7	28.28	14	5,550
	30	24	15	9			16	8	4	24	23	3	7	7	26.14	7	5,171
	31	65	33	32			63	24	5	65	65	3	31	31	23.38	21	3,976
43	40	21	19			34	22	5	40	40	2	19	19	27.05	15	3,500	
	57	12	9		2	11	10		10	10		3	3	8.00	7	2,100	
3	PART IN BLOCK AREA A																
	2	69	5	68		1	68			68	68	1	69	69	71.10		
	3	55	1	54			55	1		55	55		150	150	71.85	5	6,200
	4	56	1	55		1	52			55	55		62	62	72.50		
	5	63	1	62			63			63	63		13	13	32.53	29	4,862
	6	54	38	16			53	6		54	54	3	2	2	27.56	7	6,744
	7	12	10	2			12	2		12	12		2	2	31.42	2	4,422
	8	11	9	2			11	5	1	11	11	2	4	4	32.25	13	1,500
	10	19	13	5		1	17	4		17	17	4	3	3	1.73	3	1,733
	12	1	3				4	4		4	4		2	2			
13	4	1	3			4	4		4	4	1	4	4		1		
14	14	14				14	10	7	14	13	1	14	14		13	2,784	
15	20	18	2			19	6	4	20	19	2	13	2	16	4,250		
16	20	16	4			18	9	8	20	19	3	10	4	15.25	14	4,142	
17	20	2	18			18	9	8	20	19	3	10	4		14	4,142	
18	13	11	2			13	5	1	13	13		2	2		9	7,388	
19	18	16	2			18	4	2	18	16		5	5		13	5,884	
20	6	6				6	2	2	6	6		5	5		6	5,666	
22	19	17	2			17	3	2	19	18		4	4		16	5,493	
23	22	18	4			21	7	2	22	18	4	4	4		18	7,033	
24	5	4	1			5	3		5	5		1	1	29.75	2		
25	8	6	2			8	6		8	8	3	3	3		2	2,700	
26	8	6	2			7	5		8	8		2	2		6	3,333	
27	14	12	2			13	11		13	13	2	2	2		11	2,190	
28	15	10	5		1	14	13		15	15	3	3	3	22.80	8	2,288	
29	8	8				8	8		8	8		8	8		8	5,562	
30	12	10	2			12	3		12	12	1	2	2		9	4,466	
31	16	14	2		1	16	2	1	15	15	1	1	1		14	5,157	
32	6	5	1			5	1		6	6	1	1	1		5	3,820	
33	63	48	15			57	6	1	63	66	1	1	13	37.15	44	5,188	
34	19	18	1			17	4		19	18		2	2		4	5,188	
35	15	15				14	1		15	15	1	1	11	36.54	11	2,666	
36	7	7				7	7		7	7		7	7		14	7,221	
37	34	30	4			34	6		34	34		3	3	36.66	28	5,216	
38	21	14	7		1	18	10	3	20	17		4	4	22.75	10	4,550	
39	22	16	6			21	2		22	21	1	4	4	48.75	12	7,500	
40	14	12	2			14	1		14	14		2	2		11	7,445	
41	22	19	3			20	2		22	18		2	2		18	7,894	
42	17	17				16	3		17	17	1	1	1		15	6,860	
43	14	12	2			13	1		14	13		2	2		10	6,100	
44	20	19	1			18	4		20	20		1	1		18	7,977	
45	22	21	1			21	1		22	22		4	4	33.00	12	4,766	
46	24	21	3			23	2		24	21		4	4		12	7,566	
47	24	21	3			23	2		24	23		4	4	53.00	11	7,566	
48	24	21	3		1	23	2		24	23		4	4	31.14	11	5,500	
49	28	26	2			27	3		28	27		7	7	39.00	5	5,608	
50	43	39	4			43	3		43	39		7	7	38.00	5	5,608	
51	57	44	10		3	51	7		57	48		7	7	43.71	29	6,867	
52	39	31	8			38	5		39	39		8	8		29	5,082	
53	29	19	9		1	28	15	4	28	28		6	6	33.16	16	4,293	
54	42	26	14		2	40	7		42	39		12	12	35.25	20	4,336	
55	19	14	5			17	2		19	18		5	5		15	3,553	
56	26	20	6		1	25	2		26	25		5	5		15	4,850	
57	30	26	4			28	2		30	28		4	4	28.40	20	4,740	
58	7	7				7	7		7	7		7	7	43.00	2	4,740	
59	42	37	5			42	2		42	42		5	5	36.00	37	3,800	
60	43	32	11			43	2		43	43		11	11	38.63	31	5,104	
61	109	34	75		1	107	20		107	104		11	11	70.09	31	4,336	
62	13	11	2			13	2		13	13		1	1		10	7,580	

¹For renter-occupied dwelling units and vacant nonseasonal not dilapidated units, for rent.
²For owner-occupied dwelling units and vacant nonseasonal not dilapidated units, for sale only.

HOUSING—BLOCK STATISTICS

Table 3.—CHARACTERISTICS OF HOUSING FOR WARDS, BY BLOCKS: 1950—Con.

Ward	Block	All dwelling units by occupancy and tenure					All dwelling units by condition and plumbing facilities			Occupied dwelling units			Contract monthly rent ¹		Value ² of one-dwelling-unit structures	
		Total	Owner occupied	Renter occupied	Vacant non-seasonal not dilap., for rent or sale	Other vacant and non-resident	Number reporting	No private bath or dilap.	No running water or dilap.	Total	Persons per room	Occupied by non-white	Number reporting	Average monthly rent (dollars)	Number reporting	Average value (dollars)
3	66	27	23	4		26	1	1	27	27		4	5 6.25	23	1373.9	
	67	28	24	4		28	1	1	27	27		1	6	6	675.0	
	68	25	22	3		25			26	26		2	2	2	954.5	
	69	24	21	3		24			24	24		1	1	1	1214.7	
	70	41	31	10		40	5		41	41	1	2	4 0.33	31	1269.0	
	71	28	19	9		28	3		27	27		6	7 1.16	14	1084.2	
	72	31	28	3		31	3		33	33		4	3 6.50	27	887.0	
	73	40	34	6		40	6		39	37		5	3 6.60	30	731.0	
	74	55	46	9		55	9		56	56		6		5	456.0	
	75	10	8	2		10			10	10		1		1	65.0	
	76	26	23	3		26	2		26	24	1	1		2	814.2	
	77	23	15	8		23	5		23	21		2	3 3.12	10	805.0	
	78	16	15	1		16			16	16				5	650.0	
	79	16	10	6		16	1		16	16				10	485.0	
	80	16	10	6		16	1		16	16				6	471.6	
	81	26	20	6		26	7		26	26	2	6	3 0.16	16	506.2	
	82	19	13	6		19	6		19	19		3	3 0.20	12	425.0	
	83	24	15	9	1	24	3		23	23	2	1	3 2.85	13	417.6	
	84	23	12	11		23	3		23	23		1	3 5.27	10	550.0	
	85	21	18	3		21	3		20	19	1	3	4 6.33	15	481.3	
	86	28	22	6		28	6		28	28	1	6	4 4.00	17	416.4	
	87	10	8	2		10	2		10	10		2		3	433.3	
	88	16	11	5		16	5		15	14		4	3 9.50	11	409.0	
	89	20	16	4		20	4		19	19	2	2	3 4.33	15	374.6	
	90	25	21	4		25	6		25	25		3	4 3.75	18	410.0	
	91	25	23	2		25	7		24	23	1	1		2	480.9	
	92	28	23	5		28	5		28	26	1	1	5 8.00	22	480.7	
	93	43	27	16		43	9		41	41		1	3 9.56	23	595.6	
	94	21	18	3	1	21	1		20	20		1	2 2.22	16	695.6	
	95	34	24	10		34	7		34	34		7	3 4.42	15	451.6	
	96	42	21	20	1	42	15		41	41	1	19	3 1.89	12	575.0	
	97	11	6	5		11	3		10	10		4	3 3.50	3	500.0	
	98	27	21	6	1	27	3		26	26		4	4 6.00	20	567.0	
	99	26	17	9	1	26	1	1	26	26	1	7	2 7.14	12	550.0	
	100	5	3	2		5	1		5	5		1		2	2	
	101	11	5	6		11	5		11	11		6	3 2.00	2	2	
	102	35	27	8		35	5		35	35	3	6	4 2.00	26	816.1	
	103	31	28	3		31	2		31	31	1	1	3 3.33	25	732.0	
	104	27	24	3		27	1		27	27		3	3 1.08	4	700.0	
	105	31	24	7		31	2	1	30	29	1	2	3 6.80	24	793.7	
	106	63	52	10	1	63	5	3	62	60	2	10	3 7.60	42	735.9	
	107	38	31	6	1	38	1		37	37		6	3 9.16	30	820.6	
	109	16	16			16			16	14		6		14	871.4	
	110	7	6	1		7	1		7	7				5	896.0	
	111	22	21	1		22			22	22				20	788.5	
	112	49	43	5	1	48	1		48	47	1	5	7 3.00	41	831.7	
	113	30	29	1		29			30	29				28	773.2	
	114	62	48	13		62	10	5	61	58		9	3 9.11	39	677.4	
	115	20	17	3		20	1		20	19	1	3	3 6.00	14	572.8	
	116	9	7	2		9	2		9	9		2		7	607.1	
117	27	18	9		27	7	2	27	27	2	9	4 0.66	14	523.5		
118	58	47	11		58	5		58	44		4	5 7.50	37	568.1		
119	13	11	2		13	3		13	13		2		8	581.2		
120	13	12	1		13	2		13	12		1		11	509.0		
121	23	22	1		23	1		23	21		1		18	526.6		
122	37	36	1		37	3	1	37	37	1	1		35	610.2		
123	27	23	4		27	3		27	27		4	4 4.00	22	648.6		
124	12	12			12			12	12				12	635.8		
125	21	19	2		21	8	3	21	19	1	2		15	580.0		
126	11	11			11	1		11	11		1		10	648.0		
127	24	23	1		24	1		24	24	1	1		23	805.6		
129	1				1											
130	2				2											
131	6	6			6			6	6				6	641.6		
132	2				2											
133	13	13			13			13	13				11	803.6		
134	5	5			5			5	5				4	787.5		
136	19	12	6		19	1		18	18		6	3 7.83	12	608.3		
137	44	38	6		44	6		44	44		6	4 0.83	36	726.3		
138	50	40	10		46	3	1	50	50	1	9	3 4.00	32	592.8		
139	17	12	5		17	2	1	17	17		4	5 7.00	10	510.0		
140	23	17	6		23	6	4	23	23	2	6	4 5.00	14	775.0		
141	15	9	6		13	4		15	15	1	6	4 8.50	5	650.0		
142	20	15	5		20	4		20	20		5	3 6.00	14	513.5		
143	44	28	16		43	9	2	44	44	4	10	3 4.20	23	516.0		
144	44	34	10		43	9	2	44	43	1	10	3 7.10	30	536.0		
145	52	42	10		51	10	4	52	51	1	7	4 0.42	39	573.0		
146	12	10	2		12	3		12	12				8	712.5		
147	23	20	3		23	1		22	22		1		19	621.0		
148	33	27	6		32	1		33	28	1	5	3 7.80	20	580.0		
149	22	18	3		22	1		21	16		2		14	738.5		
150	43	30	13		42	10		43	43	1	12	4 5.75	24	769.5		
151	35	18	16		31	9	1	34	34	2	13	3 9.38	14	571.4		
152	30	18	11	1	30	7		29	27	2	8	4 8.50	13	761.5		
153	29	22	7		29	1		29	29		7	3 2.00	19	698.9		
154	31	27	4		31	1	1	31	31		3	3 9.66	25	724.0		
155	11	8	3		11			11	11		3	5 1.66	8	637.5		

¹For renter - occupied dwelling units and vacant nonseasonal not dilapidated units, for rent.
²For owner - occupied dwelling units and vacant nonseasonal not dilapidated units, for sale only.

Table 3.—CHARACTERISTICS OF HOUSING FOR WARDS, BY BLOCKS: 1950—Con.

Ward	Block	All dwelling units by occupancy and tenure					All dwelling units by condition and plumbing facilities			Occupied dwelling units				Contract monthly rent ¹		Value ² of one-dwelling-unit structures	
		Total	Owner occupied	Renter occupied	Vacant non-seasonal not dilap. for rent or sale	Other vacant and non-resident	Number reporting	No private bath or dilap.	No running water or dilap.	Total	Persons per room		Occupied by non-white	Number reporting	Average monthly rent (dollars)	Number reporting	Average value (dollars)
											Number reporting	1.51 or more					
3	156	36	25	11		36			36	36	1		10	36.40	23	7,630	
	157	25	16	9		25			25	25			9	43.55	15	7,666	
	158	43	32	11		43	5	1	43	43	1		10	42.30	29	9,413	
	159	39	27	12		39	2		39	39			11	44.54	21	9,666	
	160	31	23	8		31	5	1	31	31	2		8	41.00	17	5,823	
	161	34	25	9		34			34	33			8	46.62	21	6,785	
	162	28	27	1		27	2		28	27	2		1		25	6,644	
	165	9	9			9			9	9					9	6,611	
	166	14	14			14			14	14					14	6,064	
	167	4	3		1	4			3	3					3	6,166	
	168	7	6	1		7			7	7			1		6	7,000	
	169	16	15	1		16	3	1	16	15	2		1		24	5,287	
	170	6	5	1		6			6	6			1		5	8,180	
	171	21	21			20	5	2	21	21	2		2		20	6,240	
	173	16	14	2		16	2	1	16	16			2		13	4,369	
	174	17	16	1		15	2	2	17	15	1				15	7,193	
	175	14	13	1		12	2	2	14	14			1		13	7,253	
	176	27	24	3		25	6		27	26	2		3	49.33	21	7,804	
	177	2	2			2			2	2							
	178	4	4			4	1		4	4		1			4	5,500	
	180	3	3			2			3	3					3	5,666	
	181	26	25	1		14			26	14					14	8,235	
	182	32	32			32	3		32	32					30	6,310	
	183	30	26	4		19	5	1	30	19	1				17	6,629	
	184	19	19			19			19	19					19	6,557	
	185	14	11	2	1	14	3		13	13		2			11	6,609	
	186	17	17			17			17	17					17	7,647	
	187	42	38	4		42	4	1	42	42		3	38.33		35	7,257	
	188	26	26			26			26	26					26	9,015	
	189	21	21			21	1	1	21	21					21	7,028	
	190	137	130	7		136	1	1	137	136	2		7	45.14	121	8,019	
	191	58	46	10		55	1	4	56	53	3		4	39.28	39	6,266	
	192	7	7			7	1	1	7	7			4	63.25	3	8,666	
	193	33	25	7	1	33	4		32	30			4	46.37	23	7,417	
	194	24	18	6		22	2	2	24	23			4	42.50	14	6,807	
	195	23	20	3		23	1		23	23			3	38.33	19	5,752	
	196	34	26	8		34	1		34	34		6		36.00	21	7,795	
	197	43	30	13		43	4		43	43		13		42.00	23	7,304	
	198	41	30	11		41	5		41	41		9		46.11	22	7,455	
	199	36	28	8		35			36	36	1		8	41.25	26	7,788	
	200	16	10	6		15	4		16	15			4	35.00	9	6,666	
	201	31	23	8		31	3		31	31			8	51.25	17	7,041	
	202	44	30	14		42	5		44	44			14	30.50	23	5,695	
	203	34	22	12		33	4		34	34			12	33.50	18	6,738	
	204	27	24	3		27	3		27	27			3	40.66	22	5,877	
	205	26	22	4		26	1		26	26			3	23.33	21	5,657	
	206	21	18	3		21	4		21	21			3	38.33	16	7,108	
	207	42	42	1	1	42	2		41	41	2		19	46.10	12	6,708	
	208	26	15	10	1	26	1	1	25	25			10	47.90	10	5,780	
	209	47	34	13		44	1	1	47	45	2		11	46.45	27	5,600	
	210	49	32	17		49	1		49	49	1		16	44.18	24	6,104	
	211	58	33	24	1	58	1	1	57	57	5		23	35.21	27	4,481	
	212	41	33	8		40	6		41	40		1	7	44.28	30	4,563	
	213	25	12	13		24	1		25	24			11	30.72	10	6,070	
	214	33	21	12		31	1		33	30	4	13	10	21.30	15	3,306	
	215	24	21	3		24	1		24	24	1		3	31.33	19	3,447	
	216	10	9	1		10			10	10			1		5	5,280	
	217	16	13	3		16	1	1	16	15			3	26.00	12	4,500	
	218	12	12			12	1		12	11					10	3,400	
	219	23	18	5		23	9	1	23	23	1		5	24.40	15	3,213	
	220	8	2	6		7	5	5	8	7	4		5	27.00			
	222	12	6	6		12	4		12	11			6	36.50	3	4,000	
	223	17	10	7		16	8		17	16	1		6	39.66	8	4,050	
	224	24	14	10		24	3	1	24	24			10	31.90	12	5,375	
	227	23	13	9		22	9		22	22	2		8	34.62	6	4,666	
	228	25	20	5		25	7		25	25			5	43.40	16	3,387	
	229	33	18	14		26	13		32	32	1		10	24.90	15	3,580	
	230	41	25	15	1	32	19	1.4	40	40			14	24.92	18	3,688	
	231	19	12	7		18	15		19	19	2		7	25.14	8	2,787	
	232	4	3	1		4	2		4	4			1		2		
	233	14	6	8		10	9		14	10			7	14.57	2		
	234	6	5	1		6			6	6			1		3	4,000	
	235	1															
	236	34	28	6		34	5		34	34	1		5	41.20	26	5,896	
	237	19	19	3		22	3		22	22			3	48.33	16	6,418	
	238	12	8	4		12	2		12	12			4	40.00	7	6,372	
	239	34	30	4		33			34	34			4	57.00	29	6,872	
	240	22	19	3		20	2		20	20			1		18	5,237	
	241	20	15	5		20	7	3	20	20	2		4	24.25	15	4,266	
	242	21	20	1		20	2	1	21	20					18	7,855	
	243	32	24	7	1	30	2		31	31	2		8	46.87	21	7,619	
	244	15	12	3		15	1		15	15		1	2		11	8,000	
	245	21	18	2	1	21	2		20	20			2		17	6,888	
	246	14	14			13			14	14					12	9,091	
	247	10	7	2		10	1		10	9			2		10	1,166	
	248	10	10			10			10	9					10	1,225	
	249	28	25	3		27	2		28	27			2		21	7,142	

¹For renter - occupied dwelling units and vacant nonseasonal not dilapidated units, for rent.

²For owner - occupied dwelling units and vacant nonseasonal not dilapidated units, for sale only.

HOUSING—BLOCK STATISTICS

Table 3.—CHARACTERISTICS OF HOUSING FOR WARDS, BY BLOCKS: 1950—Con.

Ward	Block	All dwelling units by occupancy and tenure					All dwelling units by condition and plumbing facilities			Occupied dwelling units			Contract monthly rent ¹		Value of one-dwelling-unit structures	
		Total	Owner occupied	Renter occupied	Vacant non-seasonal not dilap. for rent or sale	Other vacant and non-resident	Number reporting	No private bath or dilap.	No running water or dilap.	Total	Persons per room		Number reporting	Average monthly rent (dollars)	Number reporting	Average value (dollars)
											Number reporting	1.51 or more				
3	250	19	19			19			19	19					19	1,131
	251	31	28			31	1		31	41			3	3,656	24	8,987
	252	25	18		2	23			23	23			7	5,942	16	8,000
	253	39	35			37		1	39	16	1		3	3,933	34	7,494
	254	22	25			31			32	32			7	2,900	22	8,545
	255	26	25			26			26	26			1		25	7,400
	256	34	25			33			33	33			6	4,783	18	8,022
	257	40	31		1	40		1	38	38			8	3,250	28	7,410
	258	37	33		2	37			37	35			4	3,700	32	6,787
	259	32	26			32		1	31	31		2	5	2,750	23	5,308
	260	40	27		1	39		1	39	37			11	3,945	21	6,390
	261	31	24		2	31			29	27			7	3,657	22	6,240
	262	35	31			33			35	33			3	4,333	26	4,723
	263	33	31			33			33	33			2		28	7,285
	264	32	20		1	32		2	30	28		1	10	3,090	18	5,155
	265	33	26		1	33		1	32	32			5	3,400	26	4,976
	266	32	30			31			32	31		2			28	7,321
	267	17	13			17			16	16			3	2,766	11	6,990
	268	32	28			32		1	31	31			2		27	4,470
	269	18	13			17		1	18	13			2		8	6,187
	270	36	31			35		2	36	33		2	4	2,550	27	6,296
	271	25	23			24		1	25	24			2		21	5,333
	272	32	24			29			32	26			6	3,566	15	5,166
	273	23	20			23		3	23	21		1	3	5,833	17	4,817
	274	6	5			5			6	6			1		4	5,750
	275	11	7			10		2	10	10			2		6	5,250
	276	28	22			27			27	26		2	5	4,080	18	5,888
	277	37	33			37			37	33			4	2,525	31	8,893
	278	51	41		1	51		5	51	51			10	4,320	31	5,935
	279	7	6			7			7	6			1		5	4,400
	280	22	17		2	20		3	20	18			3	3,300	17	5,005
	281	27	23		2	27			25	22		1	2		24	5,275
	282	7	6			7			7	7					4	5,625
	283	7	6		1	6			6	6					6	5,500
	284	35	25			33		1	35	35			8	4,587	20	4,715
	285	30	23			30		4	30	30		2	7	3,357	18	4,805
	286	5	3			5			5	4			2		2	
	287	16	13			15		5	16	16		4	3	4,500	13	3,622
	288	25	13		1	22			24	24			10	3,770	8	4,475
	289	13	8			12		2	13	13		1	2		6	5,416
	290	20	13			19			20	20			7	5,257	10	5,600
	291	27	16			27		1	27	27		1	9	3,577	10	5,410
	292	8	6			8			8	8			2		6	4,916
	293	25	16			24		6	25	25			9	3,800	10	5,050
	294	15	12			14		3	15	15		1	3	3,500	10	4,850
	295	20	12			16		4	17	15		1	5	3,340	9	3,944
	296	36	12		6	36		1	30	30		2	17	2,652	6	5,000
	297	9	8			9			9	9			1		8	6,000
	298	20	15			20			20	20		3	5	1,940	11	5,481
	299	25	15			25			25	25		1	14	3,278	7	5,642
	300	25	9		5	25		4	15	15			11	3,109	6	4,500
	301	41	21		3	41		2	38	38		5	20	3,150	18	5,527
	302	29	17			29			29	29			12	4,125	15	4,980
	303	31	18		1	28		3	29	26			10	4,550	12	3,816
	304	24	17			24			24	24			7	3,042	17	4,582
	305	33	26		1	33			32	32			7	4,414	20	5,625
	307	41	28		1	41		1	40	40		2	11	3,618	22	4,790
	308	40	30			37			40	38			9	3,366	23	4,652
	309	47	26			44			47	47		4	19	3,726	20	6,085
	310	34	18			33		3	34	34		1	15	4,900	13	4,361
	311	15	12			14			15	15			2		12	4,850
	312	52	38		1	52		2	50	50			11	2,953	32	4,781
	313	47	40			46			47	47		1	7	2,500	33	3,548
	314	14	7			13		1	14	13		1	5	840	7	1,400
	315	14	5			14			14	14			8	3,000	5	3,360
	316	33	16			32		6	30	29		2	14	2,921	9	4,855
	317	11	8			11			11	11		1	3	4,900	6	4,083
	318	47	39			47			47	47			8	4,375	34	4,929
	319	31	16			30		1	31	31			15	3,100	10	5,030
	320	15	13			15			15	15			2		10	4,910
	321	16	10			15		4	15	14			5	4,750	6	5,666
	322	34	29		1	27			34	28			2		26	5,192
	323	25	19			22		3	25	22			4	4,150	15	5,186
	324	14	14			12			14	12					12	4,675
	325	25	21		1	25			24	23			4	5,100	16	7,875
	326	24	20			24		2	24	24		1	2		17	7,729
	328	5	4			5			5	5			2		3	5,333
	329	24	20			24		3	24	23		3	4		17	4,923
	330	22	16			21			22	21			5	3,950	17	4,923
	331	21	14			21		1	21	21			7	3,780	12	6,041
	332	17	15			16			17	17			1	2,957	11	6,118
	333	23	20			23			22	22			2		14	6,928
	334	7	6		1	7		4	7	7		1	2		18	5,166
	335	6	6			6			6	6					7	7,071
	336	19	19			19		1	19	19					6	5,916
	337	8	8			8			8	8					18	5,333
	338	7	7			7			7	7					8	7,687
															6	7,383

¹For renter - occupied dwelling units and vacant nonseasonal not dilapidated units, for rent.
²For owner - occupied dwelling units and vacant nonseasonal not dilapidated units, for sale only.

Table 3.—CHARACTERISTICS OF HOUSING FOR WARDS, BY BLOCKS: 1950—Con.

Ward	Block	All dwelling units by occupancy and tenure					All dwelling units by condition and plumbing facilities			Occupied dwelling units			Contract monthly rent ¹		Value ² of one-dwelling-unit structures		
		Total	Owner occupied	Renter occupied	Vacant non-seasonal not dilap., for rent or sale	Other vacant and non-resident	Number reporting	No private bath or dilap.	No running water or dilap.	Total	Persons per room		Occupied by non-white	Number reporting	Average monthly rent (dollars)	Number reporting	Average value (dollars)
											Number reporting	1.51 or more					
3	339	11	10	1		11	2		11	11			1		9	8,055	
	340	30	21	8		29	6	1	29	29	1		6	26.00	19	7,842	
	341	42	37	5		38	2	1	42	38			3	48.33	29	6,793	
	342	25	24	1		24			25	25		1	1		19	8,852	
	343	4	4			4	1		4	4					4	7,375	
	344	7	7			6			7	7					6	5,833	
	345	14	13	1		11	1	1	14	14					10	6,150	
	346	30	27	3		30	4	1	30	30	1	1	1		24	7,354	
	347	2															
	348	12	12			12	3		12	12	1				12	5,275	
	350	1															
	351	9	5	3	1	9	1	1	8	8	1		4	31.25	5	5,000	
	352	4	3			3			3	3					3	7,000	
	353	6	6			6			6	5					6	5,666	
	354	5	2	3		4	3		5	4			2		2		
	355	1															
	356	2															
	358	4	4			4			4	4					4	3,575.0	
	359	29	23	6		27	2		29	28			5	71.00	18	11,972	
	360	14	13	1		13			14	13			1		12	5,616	
	361	20	15	5		20			20	20			4	50.00	14	5,128	
	362	27	14	13		27	10		27	27			13	30.07	13	5,153	
	363	8	4	4		7	6		8	8	1	3	4	12.75	2		
	364	30	19	11		20	17	12	30	29	2	29	11	19.90	13	2,407	
	365	41	27	13		34	17	9	40	36	4	39	9	17.33	22	3,463	
	366	56	31	24	1	44	25	8	55	45	4	56	23	17.34	23	3,782	
	367	25	16	9		22	13	4	25	23	1	24	9	18.44	13	3,207	
	368	18	17	1		18	7	2	18	18		16			16	4,425	
	369	16	8	8		16	3		16	16	1		8	22.37	7	4,785	
	370	8	8			7	1		8	8					7	4,742	
	371	17	14	3		12			17	12					12	5,633	
	372	20	16	4		15			20	15			1		14	5,592	
	373	26	21	5		25	1	1	26	24			5	49.60	15	1,350.0	
	374	6	6			6	1		6	6					6	19,666	
	375	13	13			12		1	13	13					13	17,884	
	376	29	24	5		27	4		29	28			5	33.00	23	7,413	
	377	26	26			26			26	26					25	8,000	
	378	14	11	2		14	2		13	13			2		10	6,980	
	379	15	14	1		15			15	15					13	8,192	
	380	21	13	8		21	4		21	21			1	58.75	12	6,916	
	381	12	10	2		12			12	12			2		10	6,350	
	382	13	8	3	2	13	3		11	11			3	44.00	7	6,585	
	383	15	14			15			14	13					14	6,535	
	384	13	10	3		13	2		13	12			3	39.00	9	9,333	
	385	19	15	4		17	3		19	16			4	38.25	12	6,791	
	386	5	3	2		4	3		5	6			2		3	4,400	
	387	8	5	3		7	3	1	8	5	1	5	4		4	1,750	
	388	3	3			3			3	3					3	4,000	
	389	22	20	2		20	2	1	22	20	1		2		18	7,500	
	390	11	11			11			11	11			1		10	7,100	
	391	7	6	1		7			7	6			1		5	6,600	
	392	13	13			12	1	1	13	13					12	6,916	
	393	5	3	2		5	1	1	5	5					3	6,333	
	394	20	12	8		18	2		20	18			6	47.83	8	9,150	
	395	11	8	3		11	1	1	11	10			3	38.33	8	7,875	
	396	12	8	4		12			12	12			4	43.75	7	7,857	
	397	28	23	5		27			28	26			3	55.00	20	8,025	
	398	25	18	7		24	5	2	25	23	1		6	48.33	16	5,575	
	399	6	6			6	1		6	6	1				6	6,583	
	401	6	4	2		6	4	1	6	6			4		3	2,666	
	402	24	20	4		23			24	24			3	47.00	19	7,152	
	403	16	14	2		16	2		16	16			2		14	8,035	
	404	7	7			7		1	7	7			1		6	9,466	
	405	10	10			10	1		10	10					10	7,500	
	406	7	7			7			7	7			1		7	18,500	
	407	11	11			11			11	11			1		11	7,000	
	408	11	9	2		11	2		11	11					8	9,437	
	409	5	5			5			5	5					5	11,800	
	410	1															
	411	25	23	2		25			25	24			1		19	13,673	
	412	25	25			24			25	25					24	16,166	
	413	7	7			7			7	7					7	14,785	
	415	15	15			14			15	14					13	18,769	
	416	12	11	1		11			12	12			1		10	11,800	
	417	12	8	3		11			11	10			3	66.00	7	15,428	
	418	1	1			1			1	1					6	19,166	
	419	16	12	3	1	13			15	15			3	98.33	9	18,666	
	420	14	14			13			14	14					14	21,892	
	421	21	20	1		20			21	19					19	15,778	
	422	11	10	1		11			11	11			1		7	13,857	
	423	13	10	2		13			12	12			2		8	9,737	
	424	11	10	1		11			11	11			1		9	9,555	
	425	12	11	1		12			12	12					10	20,800	
	426	2															
	427	11	11			10			11	11					11	19,381	
	428	3		1		3			3	3			1				
	429	33	33			33			33	33			33	84.15			

¹For renter - occupied dwelling units and vacant nonseasonal not dilapidated units, for rent.
²For owner - occupied dwelling units and vacant nonseasonal not dilapidated units, for sale only.

HOUSING—BLOCK STATISTICS

Table 3.—CHARACTERISTICS OF HOUSING FOR WARDS, BY BLOCKS: 1950—Con.

Ward	Block	All dwelling units by occupancy and tenure					All dwelling units by condition and plumbing facilities			Occupied dwelling units			Contract monthly rent ¹		Value ² of one-dwelling-unit structures			
		Total	Owner occupied	Renter occupied	Vacant non-seasonal not dilap. for rent or sale	Other vacant and non-resident	Number reporting	No private bath or dilap.	No running water or dilap.	Total	Persons per room	Occupied by non-white	Number reporting	Average monthly rent (dollars)	Number reporting	Average value (dollars)		
3	430	24	18	5		1	2	2	2	2	2	3	5	43.20	14	7,521		
	431	85	21	61	1	2	2	2	2	2	2	1	61	45.39	19	6,736		
	432	4	2	2					4	4			2					
	433	4	3	1					4	4			1		3	8,833		
	434	7	4	3					7	7		4	3	44.33	4	5,825		
	435	29	16	11	2				27	27		9	13	53.00	14	6,321		
	436	17	14	3					17	13		5	1		9	5,666		
	437	5	4	1					5	5			1		4	8,625		
	438	4	4						4	4		1	1		1			
	439	8	5	3					8	8	1	7	3	19.00	2			
	440	17	12	5					17	17		16	5	23.60	10	4,500		
	441	17	13	4					17	16	7	4	4	30.00	4	3,625		
	442	36	20	15		1			35	35	2	29	14	22.00	18	3,822		
	443	32	24	8					32	32	1	30	6	25.00	19	4,321		
	444	49	44	4		1			48	48		43	2		40	6,480		
	445	30	16	14					30	28	2	30	13	40.38	13	4,138		
	446	34	24	10					34	33	4	34	10	21.00	19	2,584		
	447	40	18	20		2			36	23	4	38	18	20.94	13	3,153		
	448	36	23	13					36	35	2	36	13	30.23	18	6,094		
	451	18	11	7					14	8	4	16	4	21.75	6	6,750		
	452	13	5	8					13	8	1	13	8	25.00	3	6,000		
	3	PART IN BLOCK AREA B																
		1	51	49	2				51	51	2		1					
		2	55	54		1			55	54	1							
		3	46	45	1				46	46	1	1						
		4	29	27	2				27	27							9,525	
		5	55	54	1				55	55	2		1			6	6,800	
		6	99	99					99	99	4							
		7	5	4	1				5	4	2		5			4	2,500	
		8	2	2					2	2								
		9	13	8	6	2			8	8	2	8	2	2		5	2,040	
		10	16	14	7	5			14	12	2	2	11	3	20.00	5	1,820	
		11	17	12	11		2	1	12	11	1	1	6	7		7	1,571	
12		18	10	3	2			10	10	2	2	10	1		7	2,700		
13		19	43	37	2			42	42	4	4	16	3	19.00	15	3,053		
14		20	26	23	3			26	25	4	4	6	3	30.00	10	3,140		
15		21	6	6				6	6						6	1,291.6		
16		22	74	56	18			71	74	11	10	2	17	30.64	45	4,757		
17		23	22	18	4			21	22	4	4	10	4	27.50	16	3,393		
18		24	24	20	4			24	24	1	1	23	4	32.50	18	2,555		
19		25	11	10	1			11	11	2	2	11			10	2,400		
20		26	7	6	1			7	7	2	2	7	1		5	1,860		
21		27	20	16	4			20	20	2	2	20	3	26.66	16	1,918		
22		28	14	12	1			14	14	4	4	24	3	15.25	14	1,478		
23		29	14	12	1			14	13	4	3	12	2		10	2,010		
24		30	4	2	2			4	4	4	4	4	1		2			
25		31	4	4				4	4	4	4	4	1					
26		33	5	3	2			5	5	5	5	5	2		3	533		
27		34	16	12				15	13	9	9	14	3	11.33	9	1,333		
28		42	20	9	11			20	17	2	2	16	10	20.60	9	1,922		
29		43	4	1	3			4	3	2	2	4	3	14.66	1			
30		44	2					2	2	1	1	2						
31		45	13	7	6			12	12	6	2	13	6	14.66	7	2,057		
32		46	15	13	1			15	13	1	1	14	1		12	1,608		
33		47	23	10	13		1	23	23	1	1	23	1		8	2,237		
34		48	34	24	10			34	34	4	4	32	2	17.25	22	3,390		
35		49	30	26	4			30	30	1	1	15	2	21.00	21	3,952		
36		50	45	31	14			45	45				14	27.00	30	5,040		
37		51	23	21	2			23	23	2	2	1		44.21	18	5,455		
38		52	18	16	2			18	18	2	2	2			14	5,135		
39		53	33	23	10			33	33	3	3	2	2	33.14	11	7,627		
40		54	23	17	6			22	22	1	1	6	6	40.33	13	7,307		
41		55	36	25	10		1	36	36	2	2	4	4	45.00	16	6,768		
42		56	12	9	3			11	12	1	1	11		37.66	9	3,944		
43		57	6	2	4			6	6	1	1	4	4	23.75	2			
44	58	16	10	6			14	14	1	1	6	6	45.00	9	4,500			
45	59	2	2				2	2										
46	60	12	8	4			12	12	1	1	5	4	32.00	6	4,566			
47	61	12	9	3			11	11			4	2		7	4,566			
48	62	12	6	5			11	11	4	4	5	5	48.00	3	5,500			
49	63	21	17	4		1	21	21	1	1	16	4	33.00	14	2,950			
50	64	25	16	9			25	25	13	13	25	9	26.11	16	3,018			
51	65	3	1	2			3	3	1	1	1	1		3	3,166			
52	66	9	6	3			9	9	5	5	9	2	27.00	7	3,166			
53	67	23	12	11			20	20	15	15	23	10	25.40	6	3,833			
54	68	5	4	1			5	5	2	2	5	1		2				
55	69	20	9	11			20	20	8	8	19	10	20.60	8	2,187			
56	70	2	2				2	2										
57	71	27	22	5			27	27	7	3	27	5	19.00	20	4,500			
58	72	11	7	4			11	11	9	6	11	3	12.33	7	1,485			
59	73	31	25	6			31	22	10	10	31	6	12.16	24	1,770			
60	74	34	21	12	1		30	9	5	3	34	12	33.33	18	3,805			
61	75	29	15	14			25	5	9	2	27	12	35.50	10	5,600			
62	76	40	30	9	1		35	19	6	6	39	6	16.50	24	3,625			

¹For renter - occupied dwelling units and vacant nonseasonal not dilapidated units, for rent.
²For owner - occupied dwelling units and vacant nonseasonal not dilapidated units, for sale only.

Table 3.—CHARACTERISTICS OF HOUSING FOR WARDS, BY BLOCKS: 1950—Con.

Ward	Block	All dwelling units by occupancy and tenure					All dwelling units by condition and plumbing facilities			Occupied dwelling units			Contract monthly rent ¹		Value ² of one-dwelling-unit structures			
		Total	Owner occupied	Renter occupied	Vacant non-seasonal not dilap., for rent or sale	Other vacant and non-resident	Number reporting	No private bath or dilap.	No running water or dilap.	Total	Persons per room	Occupied by non-white	Number reporting	Average monthly rent (dollars)	Number reporting	Average value (dollars)		
3	80	34	23	11			33	22	6	34	34	2	34	11	14.90	21	2,290.0	
	104	35	18	17			35	19	2	35	29	3	35	16	24.93	13	4,076.6	
	105	36	15	21			32	21	10	36	31	3	36	21	20.61	5	4,000.0	
	106	18	6	12			16	4		18	15	3	17	11	30.36	4	5,750.0	
	107	19	13	6			18	3		19	18		16	6	38.83	12	6,166.6	
	108	23	22	1			22	1		23	23	2	20	1		20	5,610.0	
	109	36	31	5			30	2	1	36	30	1	29	4	36.50	21	5,095.0	
	110	20	17	3			18	3		20	20	1	19	1		15	3,740.0	
	111	15	11	4			14	1		15	15		9	4	21.75	9	5,000.0	
	113	24	18	6			22	5	2	24	23	2	14	5	24.40	16	4,637.0	
	114	16	13	3			16	3		16	16		8	3	45.00	11	4,936.6	
	115	24	10	14			19	13		24	24	3	22	13	23.07	10	2,700.0	
	116	28	15	13	1		24	9		27	27	2	18	10	27.70	13	3,869.9	
	117	36	27	8	1		35	7	1	35	35	2	19	9	26.44	22	4,195.5	
	118	22	2															
	119	8	4	4			8	2		8	8		2	4	45.25	4	2,250.0	
	120	27	17	10			25	6	1	27	27	1	23	10	36.20	7	3,114.4	
	121	25	15	10			21	8		25	25	1	25	7	33.42	7	4,042.2	
	122	9	7	2			8	3		9	8		6	1		6	3,200.0	
	123	21	15	6			19	4	1	21	18		20	5	20.20	12	3,858.8	
	124	46	29	17			40	12		46	43	3	45	14	29.57	20	3,610.0	
	125	23	13	10			22	5		23	23	1	22	12	27.58	8	4,228.7	
	126	52	35	17			49	3		52	51	5	51	17	32.00	31	4,922.5	
	127	20	12	7			19	8		20	19	2	19	8	38.50	6	5,166.6	
	128	16	9	7			13	2	2	16	16	1	14	5	30.00	5	5,000.0	
	129	15	10	5			14	5		15	15		14	3	31.66	6	5,083.3	
	130	13	10	3			12	1		13	11		13	2		9	4,888.8	
	131	29	26	3			23	3		29	23		29	2		19	4,315.0	
	132	22	16	6			19	1	1	22	21		22	2	31.00	15	3,160.0	
	133	38	29	9			32	14	12	38	33	1	38	5	27.37	19	4,394.4	
	134	17	16	1			16	4	4	17	16		17	1		11	3,972.2	
	135	7	3	4			4	2		7	5		6	2		1		
	136	38	26	12		1	37	16	11	37	35	3	37	11	25.81	19	4,342.2	
	162	59	35	24		1	55	21		59	57	4	55	19	32.53	23	3,304.4	
	163	77	50	27			65	19	1	77	60	4	76	16	25.00	34	4,017.7	
	164	33	20	13			30	4		33	32		33	12	19.66	17	3,617.7	
	165	42	28	14		2	42	22	25	42	40	1	41	22	12.17	8	3,750.0	
	166	17	10	7			19	1		17	19		19	2		13	4,966.6	
	167	10	10				10			10	10		10	7		7	3,766.6	
	168	23	16	7			23	7	6	23	23		22	2	20.22	14	3,607.7	
	169	52	36	15	1		52	18	2	51	51	4	47	13	26.15	28	3,225.5	
	170	27	18	9			27	34	6	27	27		27	33	25.57	8	4,522.2	
	171	51	17	34			21	4		51	21	14	46	4	47.20	15	4,720.0	
	172	35	23	12			35	17	1	35	35	3	34	8	25.25	16	4,412.2	
	173	38	18	20			37	21		38	38		38	16	25.62	16	4,412.2	
	174	17	14	3			15	6	1	17	16		16	2	31.12	4	4,212.2	
	175	18	13	5			17	11	4	18	17		18	2		9	3,288.8	
	176	18	6	11		1	9	7		17	17		16	11	21.00	3	2,812.2	
	177	39	21	17		1	36	35	19	38	38	6	36	11	15.63	15	1,213.3	
	178	43	23	16		4	43	27	21	39	39	3	39	14	19.50	17	1,664.4	
	179	38	28	9		1	37	22	12	37	37	2	36	7	22.14	25	1,964.4	
	195	41	21	18	1		41	18	7	39	39	2	35	16	33.62	15	2,733.3	
	196	4	2	2			4	3		4	4		4	2		1		
	197	63	27	34	1	1	61	33	3	61	60	4	51	34	32.70	18	2,555.5	
	198	63	34	27	1	1	63	42	29	61	61	5	55	22	17.63	26	2,553.3	
	199	28	19	9			28	18	12	28	28	2	28	8	20.75	16	3,433.7	
	200	23	12	10		1	17	3		22	21	3	23	10	19.80	12	2,622.5	
	201	21	10	9		2	13	1		19	16	1	17	7	20.71	9	2,777.7	
	202	26	18	7	1		15	9	3	25	23	3	26	7	16.14	10	2,700.0	
	203	34	20	14			19	6	5	34	28	3	34	10	23.20	17	2,494.4	
	204	94	50	44			59	30	3	94	79	10	85	31	21.41	32	2,484.4	
	205	24	8	16			24	15	7	24	24	5	24	15	19.00	3	2,666.6	
	206	15	13	2			15	4	2	15	15		15	1		11	3,136.6	
	207	51	22	26	1	2	48	29		48	46	3	48	25	37.76	11	9,272.2	
	208	79	34	39			73	52	5	73	71	17	73	44	29.29	17	4,052.2	
	216	43	16	27	5	1	42	25	3	43	43	11	42	23	24.34	8	5,812.2	
	217	61	26	35			60	22		61	61	4	40	35	33.74	10	8,140.0	
	218	52	29	23			52	23	17	52	52	2	51	20	12.45	28	2,842.2	
	219	52	33	19			52	30	18	52	52	6	52	16	22.00	26	2,411.1	
	220	46	25	21			45	36	27	46	46	2	45	19	21.36	20	2,195.5	
	221	35	17	17	1		29	19	9	34	28	2	28	13	25.61	13	3,500.0	
	222	41	16	25			41	19	11	41	41	1	39	25	22.80	11	4,227.7	
	223	57	17	36	4		57	35	3	53	53	3	18	38	36.13	12	5,183.3	
	224	57	22	34	1	1	52	16	1	56	55	8	14	32	43.22	14	6,250.0	
	225	41	14	25	1	1	37	25	10	39	37	1	38	20	23.85	6	2,516.6	
	233	57	28	29			51	25	6	57	54	6	54	24	27.37	14	2,392.2	
	234	89	19	69		1	81	43	6	88	88	9	14	67	36.95	8	4,833.7	
	235	71	10	60			71	45	1	70	70	7	1	55	33.29	3	7,333.3	
	236	57	17	40		1	57	13		57	57	4	48	40	35.52	9	4,833.3	
	237	46	28	18			46	25	19	46	46	2	44	15	25.46	21	2,980.0	
	238	81	48	33			81	53	6	81	80	3	24	32	21.78	7	6,285.5	
	239	18	7	9		2	18	5		16	16	2	14	9	15.11	6	4,583.3	
	240	35	12	22			32	13	4	34	34	1	2	21	40.04	9	9,111.1	
	241	45	10	34		1	39	16	2	44	44	4	10	32	36.34	7	5,571.1	
	242	32	14	18			30	15	6	32	31	2	26	17	21.00	9	1,588.8	
	4																	

HOUSING—BLOCK STATISTICS

Table 3.—CHARACTERISTICS OF HOUSING FOR WARDS, BY BLOCKS: 1950—Con.

Ward	Block	All dwelling units by occupancy and tenure					All dwelling units by condition and plumbing facilities			Occupied dwelling units			Contract monthly rent ¹		Value ² of one-dwelling-unit structures	
		Total	Owner occupied	Renter occupied	Vacant non-seasonal not dilap., for rent or sale	Other vacant and non-resident	Number reporting	No private bath or dilap.	No running water or dilap.	Total	Persons per room		Number reporting	Average monthly rent (dollars)	Number reporting	Average value (dollars)
											Number reporting	1.51 or more				
4	250	6	1	5		6	4	1	6	5		5	4 4.80			
	251	17	8	8	1	15			16	12		7	4 6.85		'1	
	252	6		6		5			6	6		6	4 0.33		2	
4	PART IN BLOCK AREA C															
	1	13	3	10		10	3	2	13	10		7	3 4.71			
	3	57	24	30	1	41	15	4	54	39	1	22	4 3.36	14	5 1.92	
	4	24	9	15		22	12	4	24	24	2	15	3 4.00	4	2 5.00	
	5	2				2			2							
	6	56	33	23		52	6		56	55	3	20	3 9.70	24	7 0.37	
	7	12	4	8		10	3		12	10		6	4 5.50	3	1 1.33	
	8	18	16		2	18			16	16		1		16	7 4.12	
	9	4	3	1		4			4	4		1		3	8 2.66	
	10	4	3	1		4			4	4		1		3	9 1.00	
	12	18	18			18			18	18				18	10 2.11	
	13	18	18			18			18	18				18	11 4.16	
	14	9	7			9			9	9				7	17 6.42	
	15	22	17	5		21			22	22		5	6 4.00	13	9 4.23	
	19	9	7	2		9			9	9				7	6 0.00	
	20	27	19	8		26	1	1	27	23		2	3 8.66	18	8 3.88	
	21	23	17	6		22	7	4	23	21	2	2		13	9 6.15	
	23	63	13	48	1	60	7		61	45	11	4	3 0.97	10	6 4.00	
	24	12		12		12			12	12	1		4 6.83			
	26	39	34	5		38	1		39	39		5	4 7.60	26	10 4.30	
	27	2														
	29	51	38	13		50	4		51	51		13	3 9.00	36	8 6.16	
	31	11	1	10		11			11	11		10	4 0.40	1		
	32	10	6	2	1	10		1	10	8		3	4 1.00	6	5 9.16	
	33	38	12	25		37	1	1	37	34		23	6 4.60	11	6 5.00	
	34	15	10	4	1	12	4		14	14		4	4 2.50	6	3 8.33	
	35	81	47	32	1	75	4	2	79	78	5	53	3 4.73	31	2 9.35	
	36	38	16	22		36	11	4	38	36		19	3 2.61	9	5 4.66	
	38	25	6	18		25	13	2	24	24		18	4 8.76	6	12 2.16	
	39	67	17	50		65	3	2	67	64	5	4	4 2.87	10	5 4.50	
	40	30	18	12		29	10	3	30	29		9	2 9.55	15	5 2.40	
	41	5	2	3		4	2		5	4		3	1 2.66	2		
	42	27	16	11		26	2	1	27	27		9	1 5.66	10	1 9.00	
	43	4	1	3		4	3		4	4		2				
	45	20	14	5		19			19	19		4	6 7.75	13	5 7.84	
	46	21	17	4		21			21	21		4	5 5.00	15	8 0.33	
	47	4	4			4			4	4				4	9 6.25	
	48	29	23	6		28			29	29		6	5 7.83	22	1 3.22	
	49	10	7	3		10			10	10		3	4 9.66	4	13 0.00	
	50	18	17	1		18	2		18	18		1		16	6 7.81	
	51	9	9			9			9	9				9	12 5.00	
	52	1														
	53	13	9	4		13	4	2	13	13	1	3	4 6.66	9	7 2.22	
	54	24	21	3		22			24	22		1		19	9 0.94	
	55	24	21	3		24	1		24	24	1	3	5 2.00	19	6 9.21	
	56	14	10	4		14	1		13	12		3	3 6.66	10	6 6.50	
	57	15	10	5	1	15	2		13	12	2	2		9	5 3.66	
	58	3	3			3			3	3				3	6 3.33	
	60	19	18	1		19	4	2	19	19		1		17	5 0.29	
	61	9	5	4		9			9	9		2		4	7 1.25	
	62	9	8	1		9			9	9		1		8	5 8.12	
	63	19	14	5		18	2		17	17		2		11	6 7.72	
	64	23	14	8	2	21	2		22	22		8	3 6.87	12	6 9.16	
	68	8	7	1	1	8			8	8	1	1		7	7 0.28	
	71	4	3	1		4			4	4		1		3	4 8.33	
	72	24	17	7		24	1	1	24	24	1	5	5 4.00	17	5 7.64	
	73	42	38	4		39	2		40	39		2		35	6 8.37	
	74	71	64	6	1	67	6		70	69		7	7 4.14	56	10 4.01	
	75	28	26	2		25			28	28		2		22	10 0.68	
	76	17	15	2		17			17	17		2		12	10 4.25	
	77	17	17			17			17	17				17	11 6.35	
	80	17	16	1		16			17	17		1		13	10 0.76	
	81	16	15	1		15			16	15				13	11 7.69	
	82	13	13			13			13	13				13	10 9.61	
	83	74	23	50		71		1	73	72		1	48	16	11 7.50	
	84	33	25	8		33			33	33		7	4 8.85	24	10 4.79	
	85	5	5			5			5	5				5	14 0.00	
	86	19	17	2		19			19	19		2		17	9 9.94	
	87	16	15	1		16			16	16				14	11 1.07	
	88	14	12	2		14			14	14		1		9	12 9.77	
	89	37	32	5		36			37	36	1	4	5 6.25	28	9 7.85	
	90	36	31	5		33	1		36	34		3	6 2.66	26	10 3.07	
	91	15	13	2		14			15	15		2		11	8 4.54	
	92	15	9	6		15	3		15	15		4	4 4.25	4	7 5.00	
	93	14	14			14			14	14				13	10 2.69	
	94	7	5	2		7			7	7		1		5	10 2.00	
	95	23	16	7		23	6		23	23		7	3 1.28	12	6 2.83	
	96	20	13	7		20	1		20	20	1	7	4 6.28	11	6 0.00	
	97	11	4	7		11	5	2	11	11		4	3 3.57	2		
	98	2														
	99	33	20	12	1	31	26	13	32	32	2	31	1 8.61	13	1 6.53	
	100	32	17	15		30	17	8	32	32		21	2 4.91	6	3 9.16	

¹For renter - occupied dwelling units and vacant nonseasonal not dilapidated units, for rent.
²For owner - occupied dwelling units and vacant nonseasonal not dilapidated units, for sale only.

Table 3.—CHARACTERISTICS OF HOUSING FOR WARDS, BY BLOCKS: 1950—Con.

Ward	Block	All dwelling units by occupancy and tenure					All dwelling units by condition and plumbing facilities			Occupied dwelling units			Contract monthly rent ¹		Value ² of one-dwelling-unit structures	
		Total	Owner occupied	Renter occupied	Vacant non-seasonal not dilap., for rent or sale	Other vacant and non-resident	Number reporting	No private bath or dilap.	No running water or dilap.	Total	Persons per room	Occupied by non-white	Number reporting	Average monthly rent (dollars)	Number reporting	Average value (dollars)
4	101	29	20	9					29	28			8	39.87	15	10,680
	102	52	38	14				49	6	2		13	39.92	33	5,272	
	103	57	38	19				52	6	2		18	42.33	30	5,570	
	104	45	34	11				35	7	1		10	26.90	30	5,503	
	105	9	3	5		1		9	1		17	5	50.40	3	3,166	
	106	23	9	16				23	21			16	30.56	6	3,033	
	107	23	9	13		1		23	15	17		12	22.41	7	1,957	
	108	4	3	1				4	4			1		3	2,366	
	109	63	33	30				60	19	2		29	40.86	23	5,908	
	110	48	24	23	1			48	19	10		23	32.95	15	4,053	
	111	75	25	39	4	7		69	8	8		38	43.10	20	4,660	
	112	43	29	14				39	6			14	46.21	24	6,116	
	113	52	40	12				47	5			10	46.70	34	5,029	
	114	43	33	10				43	13			9	33.44	29	3,982	
	115	32	23	8	1			32	13			9	25.11	17	3,411	
	116	28	26	2				28	10	1		2		18	4,422	
	117	27	25	2				27	5	4		2		23	3,656	
	118	31	21	10				29	5	2	1	7	29.14	18	4,866	
	119	39	31	8				38	7	2		8	35.50	28	4,864	
	120	49	39	10				49	3	1		10	53.00	30	6,733	
	121	16	11	5				16				5	63.80	10	9,570	
	122	20	20					20						19	7,200	
	123	42	24	18				41	10			16	45.31	15	10,533	
	124	23	15	7		1		22				6	53.50	11	10,500	
	125	33	23	10				33	1			10	37.40	19	6,400	
	126	26	22	4				24	3	2		3	54.33	18	7,166	
	127	25	17	7	1			24	3			7	48.71	13	7,000	
	128	25	14	11				24	1	1		10	48.50	12	8,166	
	129	43	25	17	1			38	5			18	60.55	21	10,647	
	130	14	9	5				12	2			4	33.00	5	4,900	
131	27	20	5	2			27	3			4	31.75	17	8,270		
132	2															
133	5	4	1				5	2			1		3	9,666		
134	20	16	4				19	1			3	33.33	14	6,500		
135	28	25	2	1			28	3	1		2		24	5,870		
136	26	18	8				24	8			7	30.14	15	5,700		
137	21	20	1				21	5	1		1		19	5,289		
138	20	17	3				20	2			1		16	4,818		
139	18	14	4				16	5	1		2		12	4,625		
140	31	25	5		1		28	11	2		3	21.00	22	4,104		
176	17	14	2		1		17	5			2		12	3,916		
177	42	31	11				42	3			11	40.00	22	3,909		
PART IN BLOCK AREA D																
4	4	43	4	39			37	31	3	43	39	6	34	29.26		
	6	7	1	6			6	1		7	7	1	4	51.25		
	7	52	6	46			51	12		52	47	1	44	40.00	3	13,333
	8	33	4	29			31			33	32		29	39.51	1	
	9	54	24	30			52			54	54		30	37.16	11	4,518
	10	69	20	47	1	1	66	34	4	64	61	2	44	37.90	12	7,575
	11	33	8	25			32	4		33	31	4	22	32.00	6	9,500
	12	34	15	19			31	18	2	34	32		17	38.47	11	6,090
	17	40	23	15			40	7	2	38	38	1	14	26.85	22	4,454
	18	72	14	57			71	31	15	71	71		53	35.24	8	4,900
	19	53	16	37			47	2		53	50		36	60.94	13	5,938
	20	62	23	38	1		61	21	1	61	60	2	37	37.72	14	7,414
	21	48	24	24			47	19		48	46	5	22	51.13	16	8,475
	23	50	16	29	1	4	47	11		45	45		28	40.07	9	6,033
	24	62	20	42			61	34	1	62	61	11	37	40.08	10	7,200
	25	43	15	28			43	23		43	42	2	26	36.53	9	9,000
	26	50	17	31	1	1	49	32	2	48	47	2	26	34.65	11	4,027
	27	56	16	39			56	14	2	55	54		37	22.83	14	3,885
	32	56	37	17	1	1	56	14	8	54	54	1	17	23.82	26	5,261
	33	56	19	33	1	3	54	36	1	52	51	10	32	36.87	10	4,447
	34	65	31	34			63	22		65	64	3	33	40.00	18	5,916
	35	42	26	16			40	10		42	42	3	10	41.80	15	6,600
	36	56	37	19			56	23		56	55	1	19	41.00	23	5,800
	37	53	33	20			52	7		53	53	1	19	49.68	19	4,610
	38	54	23	31			54	24		54	54	2	31	41.58	16	6,768
	39	39	15	24			37	20		39	39	1	23	44.17	7	6,942
	40	74	35	39			69	22	7	74	73	4	37	36.37	26	4,488
	41	62	31	29	2		62	26	15	60	60	4	30	31.13	21	4,280
	42	35	17	18			35	3	1	35	35	1	16	22.50	13	4,869
	44	35	21	14			34	16		35	35		14	25.42	15	4,193
45	68	30	37	1		68	36	4	67	67	2	37	36.86	14	5,021	
46	58	23	33		2	56	19	8	56	54		32	39.68	16	5,500	
47	43	26	17			43	26	17	43	43	2	16	20.12	21	3,852	
48	26	23	3			26	8	3	26	26	4	3	35.00	22	4,086	
49	33	17	16			33	14		33	33	3	15	38.26	13	5,115	
50	35	20	15			34	16	14	35	34	1	14	25.78	18	2,283	
51	58	37	21			52	26	20	58	58	3	19	22.36	28	3,725	
52	62	48	14			49	24	17	62	62	6	14	33.78	41	2,856	
53	34	21	13			34	3	2	34	34	2	13	40.38	17	5,594	
54	42	25	15	2		42	14		40	40		16	39.81	21	4,261	
56	61	44	17			60	18	4	61	61	2	16	31.00	35	4,902	

¹For renter - occupied dwelling units and vacant nonseasonal not dilapidated units, for rent.
²For owner - occupied dwelling units and vacant nonseasonal not dilapidated units, for sale only.

HOUSING—BLOCK STATISTICS

Table 3.—CHARACTERISTICS OF HOUSING FOR WARDS, BY BLOCKS: 1950—Con.

Ward	Block	All dwelling units by occupancy and tenure					All dwelling units by condition and plumbing facilities			Occupied dwelling units			Contract monthly rent ¹		Value ² of one-dwelling-unit structures		
		Total	Owner occupied	Renter occupied	Vacant non-seasonal not dilap., for rent or sale	Other vacant and non-resident	Number reporting	No private bath or dilap.	No running water or dilap.	Total	Persons per room		Occupied by non-white	Number reporting	Average monthly rent (dollars)	Number reporting	Average value (dollars)
											Number reporting	1.51 or more					
5	PART IN BLOCK AREA C																
	141	8	7	1		8	4		8	8	1		1		6	3,683	
	142	6	4	1		6	6	4	5	5			1		5	3,020	
	143	11	10		1	11	3		11	11			1		9	4,288	
	144	11	10			11	9		11	11			1		7	3,428	
	145	24	19			24	7		24	24			5	3,460	18	5,211	
	146	24	23			24			24	24			1		22	5,254	
	147	19	16			19	1	1	18	18			2		15	8,046	
	148	2	8						8	8					7	5,942	
	150	2															
	151	1															
	152	10	8			2	10			8	8				8	6,650	
	153	9	8			1	9			8	8				8	6,937	
	154	31	27	2		2	30			29	28			1	26	8,026	
	155	20	15	5			20			20	20			4	15	8,126	
	156	17	11	6			17	5	1	17	17	1			10	4,550	
	157	31	25	6			31	2		31	31			6	22	7,386	
	158	41	31	10			41	9		41	41			9	22	7,481	
	160	17	14	3			17			17	17			3	14	8,178	
	161	31	21	10			31	6		31	31	1		10	18	7,666	
	162	21	10	10	1		21	4		20	20	1		10	9	9,055	
	163	21	14	7			21	3	1	21	21			6	10	9,700	
	164	18	7	10	1		18	2		17	17			10	5	6,700	
	166	25	13	11	1		23			24	23			9	8	6,437	
	167	56	19	35	2		54	22	2	54	54	1		35	12	7,916	
	168	49	27	21		1	48	11		48	46			16	14	7,678	
	169	47	33	24			41	8		47	44	1		18	13	9,807	
	170	45	25	20			45	11	2	45	45	1		19	20	4,180	
	171	1															
	172	79	55	21	1	2	79	8		76	75	1		20	40	5,970	
	173	37	28	9			37	9		37	37			8	21	5,280	
	174	31	24	7			31	5		31	31	1		7	19	4,710	
	175	13	9	3		1	13	7	2	12	12			3	7	4,228	
	178	15	10	5			15	4		15	15			5	9	4,944	
	179	34	23	11			34	18		34	34			10	20	3,295	
180	29	20	9			29	11	1	29	29			9	19	3,463		
181	38	25	13			38	11		38	38			13	23	3,713		
182	17	12	5			17	7		17	17			5	11	4,345		
183	14	11	3			14	6	1	14	14			3	9	4,477		
184	38	28	10			37	4		38	38	1		9	24	5,854		
185	32	25	7			30			32	30			7	23	6,991		
186	49	29	20			48	5		49	49	2		18	20	7,195		
187	23	18	5			23			23	23			5	18	5,777		
188	32	13	18	1		29	5		31	28			14	7	5,928		
189	12	1	11			5	3		12	12							
190	5	4				5			5	5			4				
191	31	14	15	1		29	5		29	29	4		8	7	5,071		
192	42	34	7		1	41	15		41	41			21	3	8,333		
193	46	16	27		1	45	19		43	43			15	1			
194	35	18	17	2		33	14	3	33	33			20	7	7,228		
195	25	9	16			22			25	24	1		15	7	7,714		
196	27	12	12	1		40	4		39	39	1		13	22	7,954		
197	40	16	24			35	4		35	35			9	8	6,187		
199	17	10	6			17			16	16			6	9	6,500		
200	27	21	4			27	1	1	25	25	2		4	17	6,235		
201	25	18	6			22	5		24	24			6	15	6,526		
202	25	18	6			22	5		26	26	1		10	15	5,553		
204	13	4	4			13	5		13	13			4	9	6,444		
205	6	5	1			6	6		6	6			1	5	2,900		
206	7	5	2			7	5		6	6			2	3	5,333		
207	3	3				3	3		3	3			1	3	3,333		
208	22	18	4			22	1		22	22			4	18	5,338		
209	14	9	4		1	14			13	13			5	7	6,642		
210	19	13	4		2	19	6		17	17			4	10	5,530		
211	2																
212	2																
213	19	12	7			19			19	19			7	11	6,227		
214	29	18	11			29	8		29	29			10	14	6,535		
215	31	23	8			31	3	1	31	31			8	20	7,235		
216	37	27	10			35	3	2	37	37	1		8	21	5,971		
217	32	19	13			31	3		32	32			13	15	8,666		
218	48	26	22			45	15		48	46	1		22	16	6,168		
219	32	27	5			32	9		32	32			5	25	5,552		
220	42	19	21	1	1	41	9	2	40	40			19	19	5,552		
221	15	13				15	3		15	15			13	12	6,100		
222	47	13	33	1		45	14		46	43			13	2			
223	20	2	18		1	20	8	1	20	20			18	4	8,125		
224	26	8	18			25	8		26	26			8	2	6,125		
225	47	11	36			46	6	2	47	47	3		18	4	6,125		
227	26	15	11			26	7		26	26			5	6	8,666		
228	9	4	5			9	7	4	9	9	2		10	12	4,058		
229	42	25	17			42	16	2	42	42			16	24	3,575		
230	39	10	26		1	39	9		36	36			28	6	4,716		
231	18	3	14		1	18	9		17	17			14	1			
232	29	9	20			29	10	1	29	29			18	5	5,120		
233	17	8	9			16	6		17	17			9	4	6,150		
234	32	20	11	1		30	13		31	31	1		9	12	6,275		
235	24	15	8		1	24	8	1	23	23	1		7	11	6,409		

¹For renter - occupied dwelling units and vacant nonseasonal not dilapidated units, for rent.
²For owner - occupied dwelling units and vacant nonseasonal not dilapidated units, for sale only.

Table 3.—CHARACTERISTICS OF HOUSING FOR WARDS, BY BLOCKS: 1950—Con.

Ward	Block	All dwelling units by occupancy and tenure					All dwelling units by condition and plumbing facilities			Occupied dwelling units			Contract monthly rent ¹		Value ² of one-dwelling-unit structures		
		Total	Owner occupied	Renter occupied	Vacant non-seasonal not dilap., for rent or sale	Other vacant and non-resident	Number reporting	No private bath or dilap.	No running water or dilap.	Total	Persons per room		Occupied by non-white	Number reporting	Average monthly rent (dollars)	Number reporting	Average value (dollars)
											Number reporting	1.61 or more					
5	2336	35	19	15	1		34	19	3	34	33			14	4 457	13	5 500
	2337	28	11	17			28	5	1	28	28			7	4 285	16	5 075
	2338	29	11	18	2	1	26	9		26	26			10	3 470	10	5 720
	2339	22	14	8			21			21	21			2		17	5 247
	2440	22	14	8			41	11		42	42	1		7	3 285	28	3 892
	2441	25	10	15			25	2		25	25			5	3 820	15	5 433
	2442	20	10	10			31	10	3	31	31	3		6	3 883	14	4 821
	2443	20	10	10			25	4		25	25			4	4 125	18	4 755
	2444	13	13				24	14	1	32	31	1		18	3 994	9	3 144
	2445	11	11				11			11	11					10	4 680
	2446	13	12	1			10	7	1	13	13	1		1		7	2 285
	2447	17	12	5			17	11		17	17	3		5	2 500	9	3 233
	2448	2															
	2449	7	7				7	6	2	7	6	1		2		6	2 283
	2450	3	3				3	3		3	3			2		1	
	2451	3	3				3	2	1	3	3			2		3	2 133
	2452	12	11	1			11	8	3	12	12	4		4	1 950	8	2 512
	2453	4	3	1			3	3		4	4	2		2		2	
	2454	24	13	11			24	23	1	24	24	3	3	8	1 812	9	2 588
	2455	12	10	2			9	5	4	12	12	3		2		8	3 475
	2456												1				
	257	10	8	2			7	4	1	10	10			2		5	3 760
	258	4	4				4			4	4					2	
	259	13	10	3			13	1		13	13			3	4 033	10	4 010
	260	10	8	2			10			10	10			1		8	4 162
	261	18	11	7			18	3	1	18	18	1		5	4 100	8	5 525
	262	17	13	4			17			17	17			1		16	5 731
	263	25	22	3			24	7	2	25	25	1		3	2 766	19	3 694
	264	47	33	14			46	9	5	47	46	3		12	3 483	28	4 414
	265	1															
	266	9	6	3			9	2		9	9			2		4	4 500
	267	4	4				4			4	4	1		6	3 050	34	4 514
	268	19	13	6			19	10		19	19	3		3	3 300	11	5 863
	269	44	33	11		1	43	7		43	42	2		8	3 887	25	5 448
	270	75	44	31			75	18	1	72	72			27	3 562	35	5 194
	271	11	8	3	3		20	6	2	20	20	1		7	3 000	9	4 288
	272	20	11	9			16	5	2	16	16			4	4 125	9	4 888
	273	17	12	5			16	2		17	17	2		16	3 493	43	5 230
	274	19	14	5			19	8	2	19	19	1		4	2 875	10	3 810
	275	18	14	4			17	3		18	18	3		3	2 833		
	276	13	9	4			12	3	2	13	13	1		4	3 375		
	277	5	4	1			3	3	3	5	3	2		3		1	
	278	14	10	4		1	13	9		13	13	2		5	1 333		
	279	15	10	5			13	7	1	15	14	4		5	2 300		
	280	5	5				5			5	5						
	281	4	4				4	2	1	4	4						
	282	19	16	3			19	1		19	18			2		1	
	283	4	4				2	1		4	4			1			
	284	19	14	5			18	10		19	19	4		5	2 480		
	285	5	3	2			5	3	1	5	5	2		1			
	286	1															
	287	1															
	288	34	9	25			30	14		34	31	4		22	2 190		
	289	2														3	4 000
	290	4	4				3	2		4	4	1		2		7	3 857
	291	11	9	2			10	7	2	11	11	1		2		8	2 637
	292	21	11	10			14	11	6	21	21	4		9	1 966		
	293	12	8	4			10	10	10	12	12	2		4	1 750	7	2 557
	294	2															
	295	1															
	297	4	3			1	4	4	4	3	3	1				3	3 700
	298	6	4	1		1	6	6	6	5	3		1	1		3	2 866
	299	17	9	7		1	17	16	15	16	16	2	1	4	1 775	8	4 450
	303	2															
	304	1															
	305	6	6				5	5	5	6	6	1				6	983
	307	11	7	4			9	9	9	11	11	6		4	1 200	5	1 440
	308	8	6	1		1	8	8	5	7	7	1		1		5	1 160
	309	10	5	4		1	10	8	6	9	9	2		4	1 425	5	2 300
	310	1															
	311	5	4			1	5	5	2	4	4	1					
	312	9	9				7	3	2	9	9	2	1			3	
	313	5	4	1			5	4	4	5	5	1	2				
	314	1															
	315	8	6	2			7	6	2	8	8	2	1	2			
	316	3	3				3			3	2						
	317	9	7	2			8	6	3	9	9	1		1			
	319	6	2	4			6	5	1	6	6			3	2 000		
	320	21	14	6		1	19	17	6	20	20	4		3	2 266		
	321	1															
	323	8	5	3			2	1		8	6		3	2			
	324	12	8	4			10	5	5	12	12	2	1	2			
	325	5	3				5			5	5	2		3	2 400		
	327	2															
	329	12	5	7			12	5	1	12	12	1		7	3 000	3	4 100
	330	23	19	3		1	21	6	1	22	21	1		3	3 600	17	4 000
	331	30	26	4			30	8		30	30		1	3	2 233	22	4 345
	332	21	13	7	1		21	10	2	20	20	3		7	2 985	10	4 840

¹For renter - occupied dwelling units and vacant nonseasonal not dilapidated units, for rent.
²For owner - occupied dwelling units and vacant nonseasonal not dilapidated units, for sale only.

HOUSING—BLOCK STATISTICS

Table 3.—CHARACTERISTICS OF HOUSING FOR WARDS, BY BLOCKS: 1950—Con.

Ward	Block	All dwelling units by occupancy and tenure					All dwelling units by condition and plumbing facilities			Occupied dwelling units			Contract monthly rent ¹		Value ² of one-dwelling-unit structures	
		Total	Owner occupied	Renter occupied	Vacant non-seasonal not dilap., for rent or sale	Other vacant and non-resident	Number reporting	No private bath or dilap.	No running water or dilap.	Total	Persons per room		Number reporting	Average monthly rent (dollars)	Number reporting	Average value (dollars)
											Number reporting	1.51 or more				
5	333	50	26	23		1	46	18	3	49	45	4	20	35.45	13	4,523
5	PART IN BLOCK AREA D															
	84	40	21	17	1	1	39	15	9	38	38	3	16	27.68	16	5,187
	85	31	21	10			29	11	3	31	31	1	9	42.88	12	5,000
	86	14	8	6			14	7	6	14	14	1	5	26.60	7	4,657
	87	1														
	88	52	34	18			52	14	1	52	52	2	16	34.93	27	3,514
	89	69	41	28			66	18	9	69	69	5	26	35.07	33	3,457
	90	35	28	6		1	35	9	1	34	34	6	6	35.33	24	5,229
	91	58	34	24			57	21	7	58	58	4	23	38.13	26	4,084
	92	32	21	10		1	32	16	6	31	31	4	10	25.30	19	4,089
	93	15	9	6			15	8		15	15	1	6	23.83	7	3,000
	94	20	14	6			20	4		20	20	1	6	41.00	12	3,183
	95	67	43	24			67	16		67	67	5	23	36.17	25	3,972
	96	44	33	10	1		43	9		43	43	2	11	38.63	28	3,767
	97	43	34	9			41	10	8	43	42	1	6	38.00	26	2,923
	98	69	54	15			66	23	12	69	68	1	10	30.80	38	1,994
	99	26	20	5		1	20	3		25	25	5	5	26.80	17	4,264
	100	79	47	32			63	19	4	79	78	6	28	30.71	39	4,500
	101	12	9	2		1	12	2		11	11	1	2		8	5,187
	102	8	8				8	3		8	8				8	5,187
	103	23	20	2		1	22	2		22	21				19	3,473
	104	28	14	14			27	11	4	28	28	1	12	41.41	8	2,387
	105	8	6			2	8	4		6	6				5	2,360
	107	26	9	14	1	2	26	20	2	23	23	4	14	26.57	6	2,416
	108	18	13	5			18	7	3	18	18	1	5	29.60	11	2,563
	109	28	24	3		1	28	6	2	27	27	1	2		24	3,625
	110	14	8	6			14	7	1	14	14	1	4	28.00	6	1,833
	111	9	5	3		1	9	7		8	8	1	2		5	2,000
	112	1														
	113	8	4	4			8	3		8	8		4	20.50	3	4,666
	114	26	15	11			26	17	4	26	26	1	11	31.81	11	1,527
	115	10	6	4			10	5		10	10		4	15.50	6	2,833
	116	32	11	18		3	32	18	4	29	29	3	18	30.27	8	1,862
	117	6	2	3	1		6	3		5	5		3	14.33	3	1,833
	118	14	4	9		1	14	9		13	13		9	42.66	2	
	119	17	7	10			14	3		17	14		9	28.66	3	4,000
	120	31	19	10		2	24	4		29	29	2	9	33.88	15	4,266
	121	26	17	9			26	10		26	26	1	8	33.00	14	4,300
	122	64	10	52	1	1	58	32		62	62	20	52	37.09	8	4,500
	123	23	18	5			21	6	2	23	23	1	2		15	4,533
	124	23	17	6			20	1		23	22		4	32.00	11	5,045
	125	40	34	5		1	35	1		39	39		3	33.33	32	4,800
	126	55	44	11			51	18	2	55	54	8	10	26.50	34	1,929
	127	2														
	128	8	5	3			8	3	2	8	8		3	25.00	3	4,333
	129	13	10	1		2	11	3	1	11	11		1		9	4,777
	130	22	16	6			15	5	1	22	21	1	6	40.33	12	4,283
	131	23	7	13		3	20	3	3	20	20		12	26.66	4	4,525
	133	42	31	11			36	3	2	42	42	1	11	41.27	25	4,920
	134	53	33	20			52	14	8	53	53	1	20	33.35	31	4,783
	135	28	18	10			28	4	2	28	28	1	10	26.20	17	5,882
	136	34	23	9		2	33	12	3	32	32	3	8	28.12	17	4,394
	137	11	5	6			10	2		11	11		6	25.50	3	7,166
	138	27	14	13			27	11		27	27	1	13	28.15	10	4,020
	139	55	11	41	2	1	54	41	10	52	51	1	38	26.65	8	6,375
	140	29	13	16			28	11		29	29		16	35.31	9	5,000
	141	26	12	13		1	26	1		25	25		10	50.70	9	4,044
	142	29	16	12		1	29	6		28	28	1	7	33.85	10	3,940
	143	23	16	7			23	7	3	23	23	1	7	28.14	12	3,425
	144	118	74	41		3	114	39	20	115	114	12	31	27.45	67	3,235
	145	8	3	5			8			8	8	1	3	44.00	3	3,066
	146	73	43	29		1	72	19	1	72	72	4	23	31.91	32	4,868
	147	20	14	6			20	6		20	20		4	38.25	10	5,300
	148	50	40	10			50	6		50	50	1	9	22.44	30	4,526
	149	54	33	21			54	6	2	54	54		21	33.47	24	5,175
	150	24	12	12			24	7	2	24	24	1	12	33.08	9	2,477
	151	25	17	7	1		22	1		24	23		7	35.28	13	5,430
	152	49	26	23			46	13	1	49	46	3	17	38.94	18	4,611
	153	51	17	34			46	15		51	47	3	29	38.06	11	4,918
	154	40	18	22			40	6		40	40	3	22	29.22	12	4,375
	155	27	9	18			26	12		27	25	1	13	31.23	5	4,600
	156	39	27	12			39	1		39	38	2	9	27.66	21	5,119
	157	18	14	4			17	3		18	17		3	38.33	12	5,275
	158	22	15	7			22	7		22	22	2	7	38.85	10	4,050
	159	20	13	7			20	6		20	20	1	6	48.16	10	4,350
	161	21	18	2		1	19	2		20	19	1	1		12	5,583
	162	3	3				3			3	3				3	4,500
	163	13	5	7		1	12	1		12	12		7	28.42	4	5,125
	164	4	4				4			4	4				4	3,900
	165	34	26	8			34	12	1	34	34	2	7	29.71	20	4,970
	166	1														
	167	37	30	7			37	12	2	37	37	1	7	28.85	24	3,641
	168	37	29	8			37	12	1	37	37	2	7	29.00	25	4,188
	169	21	17	4			21	4		21	21		4	27.00	15	4,933

¹For renter - occupied dwelling units and vacant nonseasonal not dilapidated units, for rent.
²For owner - occupied dwelling units and vacant nonseasonal not dilapidated units, for sale only.

Table 3.—CHARACTERISTICS OF HOUSING FOR WARDS, BY BLOCKS: 1950—Con.

Ward	Block	All dwelling units by occupancy and tenure					All dwelling units by condition and plumbing facilities			Occupied dwelling units				Contract monthly rent ¹		Value ² of one-dwelling-unit structures	
		Total	Owner occupied	Renter occupied	Vacant non-seasonal not dilap., for rent or sale	Other vacant and non-resident	Number reporting	No private bath or dilap.	No running water or dilap.	Total	Persons per room		Occupied by non-white	Number reporting	Average monthly rent (dollars)	Number reporting	Average value (dollars)
											Number reporting	1.51 or more					
5	170	45	31	14		45	5		45	45			10	47.00	23	9,608	
	171	31	20	11		31	11	3	31	30	2		11	32.18	16	4,643	
	172	13	10	3		13	5		13	13	1		3	22.33	8	3,537	
	173	13	10	2		13	2		12	12	1		2		9	4,466	
	175	2															
	177	9	6	3		9	6	1	9	9	4		3	19.33	4	2,300	
	178	41	13	28		40	36	29	41	41	4	40	27	11.70	5	1,300	
	179	21	9	12		20	18	14	21	21	3	20	12	16.25	7	1,557	
	180	17	14	3		16	9	1	17	17	3	15	3	24.66	13	2,600	
	181	14	9	5		14	7	1	14	14	2	12	5	21.60	8	2,875	
	182	16	10	6		15	8	3	16	15	1	5	6	18.33	7	2,228	
	184	22	19	3		20	16	2	22	22	1	19	1		18	1,300	
	185	13	6	7		13	10	1	13	13	1	13	5	27.20	6	1,433	
	186	20	15	5		20	15	2	20	20	6	20	4	15.25	14	1,307	
	187	12	8	4		12	10	2	12	12		12	3	14.00	5	1,833	
	188	6	5	1		6	6	3	6	6		5	1		5	1,000	
	189	10	3	7		10	9	8	10	10	2	4	7	18.28	1		
	190	14	3	6		14	12	8	14	14	1	4	5	20.00	8	2,187	
	191	12	5	4	1	12	10	9	9	9	1	1	5	30.40	2		
	194	8	5	3		8	3		8	8		3	1	17.00	1		
	195	19	13	6		18	8	2	19	18	1		6	30.83	6	4,166	
	196	37	19	18		37	18	4	37	37	3		16	28.12	17	3,305	
	197	11	7	4		11	10	6	11	11	3	10	4	14.50	5	680	
	198	9	7	2		9	7		9	9	1		2		3	1,833	
	199	15	12	3		15	4		15	15			2	15.66	12	2,500	
	200	10	4	6		10	7	1	10	10		6	4	37.83	4	3,550	
201	8	5	3		7	2		8	8	1		2		2			
202	4	2	2		4	2		4	4			1					
203	5	5			5	1		5	5	1				3	2,333		
204	19	10	8		19	9	2	18	18		1	7	37.85	8	2,887		
205	24	15	8		24	6	2	23	23	3		7	26.42	11	3,090		
206	3	2	1		2	1		3	3		2	1		1			
6	PART IN BLOCK AREA C																
	334	21	13	8		20	13	5	21	21	5		6	45.83	10	2,510	
	335	2															
	336	33	19	13		31	26	16	32	32	5		11	28.27	15	2,520	
	337	21	16	5		19	15	9	21	21	6		3	30.00	13	2,476	
	338	12	5	6		12	9	8	11	11	3		6	26.50	3	3,666	
	339	28	14	13		27	15	11	27	27	4		12	32.16	10	3,270	
	340	20	11	9		20	13	10	20	20	3		9	29.22	9	2,566	
	341	27	21	5		27	22	7	26	26	2		2		16	2,550	
	342	44	33	10	1	43	21	4	43	42	3		10	36.40	28	3,132	
	343	53	21	32		52	38	5	53	53	5		30	28.16	15	4,086	
	344	20	11	9		20	13	3	20	20	6		8	27.25	9	2,966	
	350	1															
	351	4		4		4	4	4	4	4	2		4	15.75			
354	7	2	5		5	5	3	7	6	3		3	10.00	1			
6	PART IN BLOCK AREA D																
	208	17	14	3		17	10	4	17	17	1		2		13	3,423	
	209	1															
	210	19	9	10		18	5	2	19	19	1		6	24.66	5	5,600	
	211	26	23	3		24	8	2	26	26	2		1		21	4,161	
	212	9	2	7		9	7	2	9	9	2		6	22.33	2		
	213	8	2	6		7	6	2	8	8	1		6	37.83	2		
	214	16	4	11		15	9	5	15	15		2	11	21.90	2		
	215	6	6			4	4	3	6	5	1	5	4		4	1,800	
	216	18	5	12		17	16	7	17	17	4		12	21.16	5	2,600	
	217	5	1	4		4	4	2	5	5		4	3	15.33	1		
	218	12	5	7		12	12	11	12	12	2	11	7	7.85	5	1,300	
	219	7	2	5		6	6	6	7	6	2	4	4	11.25	2		
	220	3	3			2	2	2	3	2					2		
221	1																
224	4		4		4	4		4	4	2		4	47.00				
225	36	22	10	1	32	27	18	32	31	10	8	8	28.87	21	1,876		
6	PART IN BLOCK AREA E																
	3	10	2	8		10	10	10	10	10		1	8	16.25			
	8	9	5	4		9	9	8	9	9	1	1	3	7.66	5	1,500	
	9	8	1	7		8	8	2	8	8		8	7	28.85	1		
	10	48	21	27		48	41	13	48	48	12	7	23	13.91	16	1,406	
	11	60	32	26	1	60	41	6	58	58	10	3	25	14.80	24	2,220	
	12	40	19	18		40	33	21	37	37	7	1	18	25.55	16	3,225	
	13	63	17	37	1	61	55	31	54	54	14	45	14	25.15	8		
	14	37	14	21		34	25	12	35	34	8	2	19	28.15			
	15	32	19	13		31	15	1	32	31	3		10	21.80	1		
	16	52	15	37		51	35	8	52	52	6		35	27.85			
	17	27	10	17		27	12	7	27	26	3		15	27.26	8	4,262	
	18	13	8	5		13	4		13	13	1		4	28.50	6	3,666	
	19	32	15	15		32	10	2	30	30	2		14	34.50	12	3,116	
20	45	22	23		45	27	5	45	45	3		21	29.66	9	3,555		
21	24	16	8		24	9		24	24	2		8	30.62	13	5,192		
22	23	12	9		23	8		21	20			9	41.33	7	3,214		
23	16	8	7		16	10	1	15	15	1		7	41.42	5	3,100		
24	22	14	8		21	7	4	22	22	2		8	37.12	11	3,863		

¹For renter - occupied dwelling units and vacant nonseasonal not dilapidated units, for rent.
²For owner - occupied dwelling units and vacant nonseasonal not dilapidated units, for sale only.

HOUSING—BLOCK STATISTICS

Table 3.—CHARACTERISTICS OF HOUSING FOR WARDS, BY BLOCKS: 1950—Con.

Ward	Block	All dwelling units by occupancy and tenure					All dwelling units by condition and plumbing facilities			Occupied dwelling units			Contract monthly rent ¹		Value ² of one-dwelling-unit structures	
		Total	Owner occupied	Renter occupied	Vacant non-seasonal not dilap. for rent or sale	Other vacant and non-resident	Number reporting	No private bath or dilap.	No running water or dilap.	Total	Persons per room	Occupied by non-white	Number reporting	Average monthly rent (dollars)	Number reporting	Average value (dollars)
6	25	34	22	12		33	10	5	34	34	1	12	307.75	17	3,788	
	26	22	16	6		20	13		22	20	1	5	382.0	12	5,208	
	27	40	27	13		39	15	2	40	40	1	11	340.9	21	4,261	
	28	48	28	20		47	30	4	48	47	7	18	270.0	21	3,876	
	29	25	16	9		24	9	2	25	24	5	8	371.2	14	3,964	
	30	42	32	10		41	5	4	42	42	3	8	255.0	30	3,633	
	31	25	20	5		25	6	1	25	25	3	3	353.3	19	3,657	
	32	35	25	10		33	19	10	35	35	3	8	340.0	23	3,565	
	33	43	21	21	1	38	18	1	42	41	4	20	330.0	16	4,650	
	34	5	4	1		3	3	3	5	5		1		3	2,666	
	35	3		3		3	3	2	3	3		3	73.3			
	36	36	10	26		27	22	8	36	35	2	23	256.5	9	4,000	
	37	1														
	38	59	40	19		56	35	25	59	59	5	15	272.0	37	3,578	
	39	28	24	4		26	4	2	28	28	4	4	300.0	20	4,900	
	40	42	35	6		39	12	2	41	41	2	6	278.3	34	3,770	
	41	41	26	15		41	18	2	41	41	2	15	205.3	23	4,043	
	42	44	28	16		44	20	12	44	44	1	15	377.3	23	3,739	
	43	39	21	18		39	22	9	39	39	3	16	318.1	17	3,323	
	44	57	33	24		55	26	14	57	55	1	21	360.0	25	3,960	
	45	24	17	7		24	12	6	24	24	3	7	237.1	12	3,750	
	46	4		4		4			4	4		4	600.0			
	47	15	10	5		15	4	4	15	15	1	5	334.0	10	3,610	
	48	9	8	1		9	4	2	9	9		8		8	4,037	
	49	15	7	8		15	9	4	15	15		6	288.3	7	3,028	
	50	36	26	10		32	12	3	36	33	6	6	210.0	22	3,104	
	51	33	19	14		26	13	5	33	33	6	13	341.5	11	3,027	
	52	32	18	13	1	31	22	12	31	31	4	14	312.1	12	3,000	
	53	34	11	23		27	17	10	34	34	3	22	199.0	7	2,500	
	54	46	16	28	1	41	32	11	44	44	1	28	268.5	5	3,920	
	55	2														
	56	49	24	25		48	29		49	49	6	24	332.5	2		
	57	33	19	14		32	19		33	32	3	13	348.4	1		
	58	20	15	5		19	11	5	20	20		5	348.0	14	3,121	
	59	28	18	8	1	25	21	15	26	26	4	9	256.6	14	3,878	
	60	24	21	3	1	24	17		24	24	7	3	166.6	19	1,800	
	61	22	11	10	1	22	19	6	21	21	2	7	161.4	8	1,337	
	62	5	4	1		5	4	4	5	5	2	1		4	1,025	
	63	1														
	64	1														
	65	1														
	67	20	15	4		20	18	13	19	19	4	3	140.0	12	741	
	68	22	17	5		22	22	19	22	24	1	16	206.2	8	2,750	
	69	43	30	12	1	42	31	16	42	39	3	12	164.1	23	2,256	
	70	50	35	15		42	27	17	50	49	6	12	207.5	19	1,873	
	71	57	23	33		55	40	18	56	56	13	33	270.9	10	1,780	
	72	54	20	33		49	35	19	53	53	10	33	247.5	12	2,575	
	73	32	20	12	1	31	24	4	32	31	5	12	330.8	16	2,618	
	74	35	25	10		34	20	5	35	35	1	8	296.2	23	2,895	
	75	34	25	9		32	17	2	34	34	6	8	317.5	18	3,255	
	76	51	27	24		50	34	10	51	51	5	24	242.0	15	3,126	
	77	52	27	25		52	34	3	52	52	6	23	313.4	18	2,500	
	78	42	26	16		42	25	2	42	42	4	15	342.6	23	3,039	
	79	43	28	14		42	19	2	42	42	7	13	286.9	23	3,439	
	80	41	25	15	1	40	22	8	40	40	3	13	226.9	18	3,255	
	81	42	27	15		42	22	5	42	41	3	15	218.6	18	2,705	
	82	37	25	12		37	19	17	37	37	5	12	332.5	18	3,300	
	83	18	11	7		17	9	9	18	17	5	5	270.0	9	3,044	
	84	2														
	85	49	27	21	1	48	30	20	48	48		18	255.5	21	3,352	
	86	16	3	13		16	13	13	16	16	5	13	326.9	1		
	87	37	24	13		37	23	1	37	37		13	318.4	17	3,758	
	88	29	15	13	1	29	21	1	28	28	3	10	331.0	10	4,000	
	89	40	20	18		40	31	4	38	38	6	17	301.7	19	2,736	
	90	41	30	11		40	18	5	41	41	5	11	367.2	24	3,654	
	93	1														
	94	17	9	8		16	12	1	17	17	3	8	277.5	6	2,833	
	97	14	4	10		12	12	12	14	14	4	10	149.0	2		
	99	7	7			7			7	7				7	421.4	
	100	28	17	11		27	19	10	28	28	2	11	173.6	16	3,187	
	101	22	18	4		22	17	3	22	21	1	4	137.5	16	3,418	
	102	51	30	21		51	33	6	51	51	5	20	230.0	27	3,162	
	103	18	13	5		18	12	5	18	18	3	5	240.0	11	2,436	
	104	28	20	8		28	20	18	28	28	2	8	212.5	17	3,011	
	105	34	24	10		34	22	16	34	34	7	9	304.4	19	3,610	
	106	20	9	10		19	15	14	19	19	2	10	315.0	6	3,483	
	107	15	14	1		15	5	1	15	15	2	1		14	3,392	
	108	37	24	13		37	26	16	37	37	10	13	290.0	20	2,360	
	109	14	11	2		12	8	1	13	13	2	2		10	2,980	
	110	33	22	11	1	31	28	8	33	31	7	9	408.8	17	3,023	
	111	22	14	8		21	19	1	22	17	4	8	305.0	8	2,312	
	112	7	5	2		7	7		7	7		2		5	2,380	
	113	31	21	9		27	24	1	30	29	6	8	255.0	17	2,470	
	114	37	13	21	1	34	29	1	34	33	11	20	371.0	8	3,975	
	115	53	35	18		51	31	1	53	52	4	15	236.0	18	2,972	
	116	25	15	10		24	17	12	25	25	6	9	190.0	13	2,369	
	117	39	31	8		39	28	14	39	39	10	7	244.2	29	2,565	
	118	32	21	11		32	28	14	32	32	3	23	128.7	21	2,452	

¹For renter - occupied dwelling units and vacant nonseasonal not dilapidated units, for rent.
²For owner - occupied dwelling units and vacant nonseasonal not dilapidated units, for sale only.

Table 3.—CHARACTERISTICS OF HOUSING FOR WARDS, BY BLOCKS: 1950—Con.

Ward	Block	All dwelling units by occupancy and tenure					All dwelling units by condition and plumbing facilities			Occupied dwelling units			Contract monthly rent ¹		Value ² of one-dwelling-unit structures		
		Total	Owner occupied	Renter occupied	Vacant non-seasonal not dilap., for rent or sale	Other vacant and non-resident	Number reporting	No private bath or dilap.	No running water or dilap.	Total	Persons per room		Occupied by non-white	Number reporting	Average monthly rent (dollars)	Number reporting	Average value (dollars)
											Number reporting	1.51 or more					
6	119	22	16	5					21	21		14	5	12.00	15	2393	
	120	6	6			1	2	4	6	6		4			4	2125	
	121	15	10	4		1	15	13	14	13	4	4	4	9.25	9	1077	
	122	9	8	1			9	8	9	9	1	1	1		5	787	
	123	8	7	1			8	8	8	8	1	4	1		5	540	
	124	31	18	13			31	29	31	31	31	11	11	12.00	11	1936	
	125	19	12	7		1	17	15	18	18	18	4	4	14.25	10	1944	
	126	25	19	6			23	18	24	24	24	5	5	18.00	15	2613	
	127	10	7	3		1	10	10	9	9	9	1	1		5	2900	
	128	10	6	4			10	8	10	10	10	4	4	16.00	5	1580	
	129	10	6	4			10	10	6	10	10	3	3	15.50	4	1750	
	130	4	3	1			4	3	4	4	4	1	1		2	2000	
	131	15	1	14			14	12	16	15	15	2	2		3	1600	
	132	5	5				5	5	5	5	5	4	4		3	1600	
	133	5	5				5	5	5	5	5	4	4		3	1600	
	134	5	5				5	5	5	5	5	4	4		3	1600	
	135	5	5				5	5	5	5	5	4	4		3	1600	
	136	5	5				5	5	5	5	5	4	4		3	1600	
	137	5	5				5	5	5	5	5	4	4		3	1600	
	138	5	5				5	5	5	5	5	4	4		3	1600	
139	5	5				5	5	5	5	5	4	4		3	1600		
140	5	5				5	5	5	5	5	4	4		3	1600		
141	5	5				5	5	5	5	5	4	4		3	1600		
142	5	5				5	5	5	5	5	4	4		3	1600		
143	5	5				5	5	5	5	5	4	4		3	1600		
144	5	5				5	5	5	5	5	4	4		3	1600		
145	5	5				5	5	5	5	5	4	4		3	1600		
146	5	5				5	5	5	5	5	4	4		3	1600		
147	5	5				5	5	5	5	5	4	4		3	1600		
148	5	5				5	5	5	5	5	4	4		3	1600		
149	5	5				5	5	5	5	5	4	4		3	1600		
150	5	5				5	5	5	5	5	4	4		3	1600		
151	5	5				5	5	5	5	5	4	4		3	1600		
152	5	5				5	5	5	5	5	4	4		3	1600		
153	5	5				5	5	5	5	5	4	4		3	1600		
154	5	5				5	5	5	5	5	4	4		3	1600		
155	5	5				5	5	5	5	5	4	4		3	1600		
156	5	5				5	5	5	5	5	4	4		3	1600		
157	5	5				5	5	5	5	5	4	4		3	1600		
158	5	5				5	5	5	5	5	4	4		3	1600		
159	5	5				5	5	5	5	5	4	4		3	1600		
160	5	5				5	5	5	5	5	4	4		3	1600		
161	5	5				5	5	5	5	5	4	4		3	1600		
162	5	5				5	5	5	5	5	4	4		3	1600		
163	5	5				5	5	5	5	5	4	4		3	1600		
164	5	5				5	5	5	5	5	4	4		3	1600		
165	5	5				5	5	5	5	5	4	4		3	1600		
166	5	5				5	5	5	5	5	4	4		3	1600		
167	5	5				5	5	5	5	5	4	4		3	1600		
168	5	5				5	5	5	5	5	4	4		3	1600		
169	5	5				5	5	5	5	5	4	4		3	1600		
170	5	5				5	5	5	5	5	4	4		3	1600		
171	5	5				5	5	5	5	5	4	4		3	1600		
172	5	5				5	5	5	5	5	4	4		3	1600		
173	5	5				5	5	5	5	5	4	4		3	1600		
174	5	5				5	5	5	5	5	4	4		3	1600		
175	5	5				5	5	5	5	5	4	4		3	1600		
176	5	5				5	5	5	5	5	4	4		3	1600		
177	5	5				5	5	5	5	5	4	4		3	1600		
178	5	5				5	5	5	5	5	4	4		3	1600		
179	5	5				5	5	5	5	5	4	4		3	1600		
180	5	5				5	5	5	5	5	4	4		3	1600		
181	5	5				5	5	5	5	5	4	4		3	1600		
182	5	5				5	5	5	5	5	4	4		3	1600		
183	5	5				5	5	5	5	5	4	4		3	1600		
184	5	5				5	5	5	5	5	4	4		3	1600		
185	5	5				5	5	5	5	5	4	4		3	1600		
186	5	5				5	5	5	5	5	4	4		3	1600		
187	5	5				5	5	5	5	5	4	4		3	1600		
188	5	5				5	5	5	5	5	4	4		3	1600		
189	5	5				5	5	5	5	5	4	4		3	1600		
190	5	5				5	5	5	5	5	4	4		3	1600		
191	5	5				5	5	5	5	5	4	4		3	1600		
192	5	5				5	5	5	5	5	4	4		3	1600		
193	5	5				5	5	5	5	5	4	4		3	1600		
194	5	5				5	5	5	5	5	4	4		3	1600		
195	5	5				5	5	5	5	5	4	4		3	1600		
196	5	5				5	5	5	5	5	4	4		3	1600		
197	5	5				5	5	5	5	5	4	4		3	1600		
198	5	5				5	5	5	5	5	4	4		3	1600		
199	5	5				5	5	5	5	5	4	4		3	1600		
200	5	5				5	5	5	5	5	4	4		3	1600		
201	5	5				5	5	5	5	5	4	4		3	1600		
202	5	5				5	5	5	5	5	4	4		3	1600		
203	5	5				5	5	5	5	5	4	4		3	1600		
204	5	5				5	5	5	5	5	4	4		3	1600		
205	5	5				5	5	5	5	5	4	4		3	1600		
206	5	5				5	5	5	5	5	4	4		3	1600		
207	5	5				5	5	5	5	5	4	4		3	1600		
208	5	5				5	5	5	5	5	4	4		3	1600		
209	5	5				5	5	5	5	5	4	4		3	1600		
210	5	5				5	5	5	5	5	4	4		3	1600		
211	5	5				5	5	5	5	5	4	4		3	1600		
212	5	5				5	5	5	5	5	4	4		3	1600		
213	5	5				5	5	5	5	5	4	4		3	1600		
214	5	5				5	5	5	5	5	4	4		3	1600		
215	5	5				5	5	5	5	5	4	4		3	1600		
216	5	5				5	5	5	5	5	4	4		3	1600		
217	5	5				5	5	5	5	5	4	4		3	1600		
218	5	5				5	5	5	5	5	4	4		3	1600		
219	5	5				5	5	5	5	5	4	4		3	1600		

HOUSING—BLOCK STATISTICS

Table 3.—CHARACTERISTICS OF HOUSING FOR WARDS, BY BLOCKS: 1950—Con.

Ward	Block	All dwelling units by occupancy and tenure					All dwelling units by condition and plumbing facilities			Occupied dwelling units			Contract monthly rent ¹		Value ² of one-dwelling-unit structures		
		Total	Owner occupied	Renter occupied	Vacant non-seasonal not dilap., for rent or sale	Other vacant and non-resident	Number reporting	No private bath or dilap.	No running water or dilap.	Total	Persons per room		Occupied by non-white	Number reporting	Average monthly rent (dollars)	Number reporting	Average value (dollars)
											Number reporting	1.51 or more					
7	71	23	13	9					22	22	1		6	32.66	11	5,636	
	72	13	11	2		1		1	13	13			2		11	7,636	
	73	14	10	4					14	14	1		4	33.00	9	8,033	
	74	14	7	7				2	14	14	1		7	22.85	7	6,071	
	75	13	9	3	1			1	12	11	1		1		8	4,812	
	76	21	20	1				1	21	21			1		20	6,820	
	77	14	12	1	1				13	13	1		1		13	6,838	
	78	11	9	2				1	11	11		1	2		8	5,162	
	79	10	8	2				4	10	10			2		8	3,787	
	80	6	6					2	6	6		1			6	6,000	
	81	16	13	3				1	16	16	1		3	49.00	12	5,458	
	82	21	18	3				1	21	21	2		1		18	7,094	
	83	16	14	2				1	15	16	1		2		12	5,666	
	84	12	6	4	1	1		1	10	10	1	5	4	36.50	5	4,360	
	85	13	12	1				2	12	13		3			12	3,683	
	86	23	15	7	1			2	23	22			7	50.14	12	8,750	
	87	9	6	3				4	8	9	1		3	34.33	4	6,375	
	88	1															
	89	15	13	1		1		2	15	14	1		1		12	5,708	
	90	7	7					1	7	7					7	5,885	
	92	6	6					1	6	6	1	1			6	5,200	
	93	33	22	11				14	33	28	5	16	8	15.00	18	8,100	
	94	41	26	15				12	41	41	3	38	15	12.20	19	1,852	
	95	22	15	5	1	1		8	20	20	4	9	4	21.00	14	2,914	
	96	6	4	2				1	6	6			2		3	4,833	
	97	10	7	3				3	10	10	1	8	3	28.33	6	2,000	
	98	13	6	7				6	12	13	1		7	46.57	6	4,066	
	99	39	19	20				6	39	39	3	16	19	37.57	16	3,937	
	100	16	12	4				4	16	16		4	3	25.66	10	2,820	
	101	26	15	11				2	26	26	2	13	11	21.81	14	4,514	
	102	12	7	5				5	12	12			5	31.00	4	4,200	
	103	4	4					2	4	4					4	3,650	
	104	5	4	1				2	5	5			1		3	5,333	
	105	15	6	8	1			12	15	14	3		8	37.00	3	5,333	
	106	11	5	6				3	10	11	2		6	44.00	3	6,000	
	107	12	12						12	12					12	6,708	
	108	13	7	5	1			5	13	12			6	28.33	3	6,000	
	109	9	4	5				1	9	9			5	34.00	2		
	110	9	7	1	1			2	9	8			2		5	4,940	
	111	28	21	7				9	28	28	3		7	32.14	18	4,638	
	112	20	13	7				3	19	19	1		7	43.00	9	3,755	
	113	5	5					1	5	5					5	4,400	
	114	9	8	1				1	9	9			1		8	4,625	
	115	6	5	1				1	6	6		1	1		5	3,520	
	116	5	5						5	5					5	7,000	
	117	7	5	1				4	7	7					6	3,750	
	118	7	5	1		1		5	7	6	3	4			5	2,060	
	119	20	11	9				6	19	13	6	15	9	21.44	6	3,850	
	121	32	24	8				4	32	32	3	1	6	31.00	23	3,534	
	122	18	15	3				1	18	18	3	2	3	50.00	14	4,807	
	125	1															
	126	1	8	1				2	9	9			1		7	6,928	
	127																
	128	18	1	5				4	6	6	1		5	45.40	1		
	129		16	2				2	18	18			1		16	7,218	
	130	6	5	1				1	6	6	1		1		5	6,500	
	131	6	5	1				5	6	6		1	1		5	1,900	
	132	6	5	1				4	6	6		2	1		5	2,883	
	133	6	5	2				5	6	6					5	2,000	
	134	1						1	7	7			1				
	135	6	3	1				4	6	6		6			5	4,140	
	137		3					1	1	3					3	833	
	138		6	2				1	7	8	1		1		5	1,540	
	139		8					1	8	8	1		7		8	2,462	
	140																
	141		5	3				3	8	8			2		4	7,125	
	142	11	8	3				1	11	11			3	39.33	6	5,916	
	143		5	3				5	8	8			3	31.33	3	5,500	
	144		4	1				2	5	5	1		1		3	2,333	
	145		6	3				1	9	9			3	49.33	3	5,333	
	146	2															
	147	2															
	148		4	2				5	6	6	3				4	1,625	
	149		2	1				4	5	5	3		3	13.33	5	4,400	
	150		3					1	3	3							
	151							1									
	153		8					7	7	7					8	4,600	
	154							7	7	6		3			8	1,487	
	163																
	164	1															
	165	9	7	2				2	9	9		4	2		5	3,600	
	166	11	10			1		4	11	10	1				9	5,000	
	167	15	12	3				7	15	15			3	38.33	10	5,950	
	168	20	16	4				6	20	20	1		2		14	6,892	
	169	3	2	1				1	3	3					1		
	170	9	8	1				3	9	9	1				8	3,212	
	171	8	7	1				3	8	8	1		1		7	4,357	

¹For renter - occupied dwelling units and vacant nonseasonal not dilapidated units, for rent.
²For owner - occupied dwelling units and vacant nonseasonal not dilapidated units, for sale only.

Table 3.—CHARACTERISTICS OF HOUSING FOR WARDS, BY BLOCKS: 1950—Con.

Ward	Block	All dwelling units by occupancy and tenure					All dwelling units by condition and plumbing facilities			Occupied dwelling units			Contract monthly rent ¹		Value ² of one-dwelling-unit structures		
		Total	Owner occupied	Renter occupied	Vacant non-seasonal not dilap., for rent or sale	Other vacant and non-resident	Number reporting	No private bath or dilap.	No running water or dilap.	Total	Persons per room		Number reporting	Average monthly rent (dollars)	Number reporting	Average value (dollars)	
											Number reporting	1.51 or more					Occupied by non-white
7	172	6	4	1	1	6			5	5		1		4	6,625		
	177	1															
7	PART IN BLOCK AREA G																
	7	51	34	15		2	51	49	37	49	44	4	35	11	17.63	27	1,514
	8	6	2	4			6	5	4	6	6	1	4	4	9.00	2	
	10	23	20	3			23	18	8	23	23	3	22	3	25.00	18	2,694
	11	6	4	1		1	6	4	2	5	5		5	1		4	2,750
	12	6	5	1			5	4	2	6	6	2	6	1		4	2,325
	13	8	2	4		2	8	4	3	6	6		6	4	19.25	2	
	14	5	3	2			5	1		5	5		5	2		2	
	15	10	6	3		1	10	4		9	9	2	9	3	17.66	6	3,250
	16	9	6	2	1		7	7	2	8	8	2	8	2		6	3,066
	17	5	4			1	5	3	2	4	4		4			4	2,775
	18	18	13	2		3	17	16	12	15	15	3	14	2		13	1,553
	19	7	6	1			7	6	4	7	7		7	1		6	1,816
	20	19	11	5	1	2	19	16	9	16	16		16	5	13.00	12	2,216
	22	1															
	23	22	13	6		3	22	11	11	19	8		7	5	9.80	3	1,733
	24	15	8	6		1	15	10	10	14	13		12	7	12.50	7	3,200
	25	11	9	2			11	2	2	11	10		2	2		9	1,688
	26	10	9	1			10	5	5	10	8		2	1		6	2,416
	27	5	2	2			5	5	5	4	4		2	2		2	
	29	33	25	6		2	31	17	8	31	31	6	3	3	27.33	22	2,295
	30	10	6	4			10	7	2	10	10	1	4	4	18.00	6	1,833
	31	7	6	1			7	7	2	7	7	2	1	1		4	1,875
	32	6	6				6	4	3	6	6		6	6		6	2,300
	33	9	8	1			9	8	7	9	9	3	3	2		2	
	35	30	25	5			30	8	2	30	30	1	5	5	43.20	24	3,833
	36	1															
	37	2															
	38	2															
	39	3	2	1			3	1	1	3	3		1	1		2	
	40	7	4	3			7	3	1	7	7	1	1	1		4	2,325
	41	9	6	3			9	8	2	9	9		2	2		4	2,250
	42	4	2	2		1	4	3	2	3	3		1	1		2	
	47	45	30	15			44	38	25	45	45	15	8	8	15.25	29	1,758
	48	13	9	4			13	6	2	13	13		4	4	18.75	7	4,585
	49	7	7				7	3	1	7	7		3	3		7	5,642
	50	3	3				3	1	1	3	3		3	3		7	7,366
	51	11	10	1			11	5	3	11	11	1	1	1		9	3,055
	52	4	3	1			4	1	1	4	4		3	3		3	4,000
	53	9	9				9	3	1	9	9		9	9		9	3,066
	54	5	5				5	4	2	5	5		1	1		5	2,360
	55	5	5				5	4	2	5	5		5	5		5	1,620
	56	1															
	57	16	11	5			16	8		16	16		4	4	33.50	9	3,166
	58	1															
	59	6	6				6	3	2	6	6	1	1	4		4	2,750
	60	26	20	6			25	10	5	26	26	1	4	4	34.75	19	3,621
	61	4	2	2			4	3	3	4	4		2	2		2	
	62	1															
	64	12	11		1		12	1	1	11	11		4	4	73.25	11	8,636
	65	15	11	4			15	1	1	15	15		9	9		9	6,777
	66	14	7	7			14	1		14	14		7	7	70.85	6	7,500
	67	25	19	6			25	14	9	25	25	5	5	5	69.40	14	3,714
	68	26	24	1		1	26	5		25	25		1	1		24	4,045
	69	14	13	1			14	1		14	14	2	2	2		13	4,269
	70	15	14	1			15	1		15	15		1	1		14	3,678
	71	20	19	1			20	5		20	20	3	3	3		18	3,738
	72	10	7	3			10	4		10	10		3	3	30.00	6	3,666
	73	3	2	1			3	3	3	3	3		1	1		2	
	74	11	8	3			11	10	6	11	11	2	2	2		6	1,133
	75	2															
	77	54	40	13		1	52	43	29	53	51	8	35	10	11.40	35	1,348
	78	14	7	6		1	14	10	6	13	13	1	10	5	27.80	7	1,028
	80	6	3	2			6	6	6	5	5		5	2		3	900
8	80	9	3	4		2	9	9	9	7	7	1	7	2		3	500
	66	21	20	1			21	5	3	21	21	2	1	1		19	5,789
	79	16	10	6			16	9	3	16	16		4	4	27.50	9	1,844
	83	44	7	35		2	43	21	11	42	42	2	2	34	19.32	4	4,875
	84	15	9	5	1		15	7	1	14	14	3	3	3	30.00	3	3,166
	87	1															
	90	18	14	4			18	7	2	18	18	1	2	3	17.00	12	2,666
	91	21	15	6			21	7	1	21	21	1	5	5	20.00	11	3,345
	92	20	15	4		1	20	9	7	19	19		3	3	35.00	13	2,892
	93	15	10	5			15	8	6	15	15	1	5	5	26.80	10	4,410
	94	30	11	17	2		30	14	2	28	28	2	18	5	30.72	7	3,642
	95	22	15	7			22	14	5	22	22	3	5	5	25.40	12	2,641
	96	16	11	5			16	8	3	16	16	3	5	5	26.60	9	2,355
	97	7	6	1			7	2	1	7	7		1	1		6	2,633
	98	16	12	4			16	3	1	16	16	1	4	4	21.00	11	3,090
	99	9	6	3			9	3	3	9	9		2	2		6	2,850
	100	8	5	2	1		8	3	3	7	7	1	2	2		5	2,180

¹For renter - occupied dwelling units and vacant nonseasonal not dilapidated units, for rent.
²For owner - occupied dwelling units and vacant nonseasonal not dilapidated units, for sale only.

HOUSING—BLOCK STATISTICS

Table 3.—CHARACTERISTICS OF HOUSING FOR WARDS, BY BLOCKS: 1950—Con.

Ward	Block	All dwelling units by occupancy and tenure					All dwelling units by condition and plumbing facilities			Occupied dwelling units			Contract monthly rent ¹		Value ² of one-dwelling-unit structures		
		Total	Owner occupied	Renter occupied	Vacant non-seasonal not dilap., for rent or sale	Other vacant and non-resident	Number reporting	No private bath or dilap.	No running water or dilap.	Total	Persons per room	Occupied by non-white	Number reporting	Average monthly rent (dollars)	Number reporting	Average value (dollars)	
8	101	7	6	1					7	7							
	103	10	5	4	1				10	8							
	104	12	8	4					12	10							
	105	14	4	9		1			14	11							
	106	10	5	5					10	10							
	107	29	14	15					29	28							
	108	33	15	18					33	32							
	109	20	9	11					20	19							
	110	10	6	4					10	10							
	111	56	37	17		2			56	54							
	112	22	15	6		1			22	21							
	113	24	12	11					24	23							
	114	15	13	2					15	15							
	115	21	16	5					21	21							
	116	26	15	11		1			26	24							
	117	28	15	13					28	27							
	118	15	11	4		1			15	14							
	119	33	21	12					33	32							
	120	32	26	6					32	32							
	121	17	13	4					17	17							
	122	71	19	52					71	67							
	123	34	25	9					34	33							
	127	18	14	4					18	18							
	128	26	18	8					26	26							
	131	1							1	1							
	132	25	13	11		1			25	24							
	133	20	12	8					20	20							
	134	8	2	6					8	8							
	135	29	14	15					29	26							
	136	18	13	5					18	17							
	137	10	5	5					10	7							
	138	31	26	5					31	27							
	139	23	10	13					23	13							
	140	13	8	5					13	11							
	141	15	6	9					15	10							
	142	18	6	12					18	12							
	144	56	43	13					56	44							
	146	41	17	24					41	17							
	147	25	18	7					25	15							
	148	21	13	8					21	15							
	149	24	20	3		1			24	18							
	150	6	3	3					6	3							
	151	4	1	3					4	3							
	152	4	3	1					4	3							
	153	4	4						4	4							
	154	11	10	1					11	10							
	155	7	4	3		1			7	4							
	156	10	9	1					10	10							
	157	22	19	3					22	22							
	158	5	4	1					5	5							
	159	4	2	2					4	4							
	160	43	33	10		1			43	41							
	161	21	14	7		1			21	21							
	162	23	15	8					23	23							
	163	27	13	14					27	27							
	164	17	9	8					17	17							
	165	17	16	1					17	17							
	166	16	15	1					16	15							
	167	4	4			1			4	4							
	169	11	9	2					11	11							
	170	22	13	9		1			22	21							
	171	26	18	8					26	26							
	172	23	18	5					23	23							
	173	22	15	7		1			22	21							
	175	17	7	10		1			17	16							
	176	17	8	9					17	17							
	177	5	3	2					5	5							
	178	8	3	5		2			8	6							
	179	3	3						3	3							
	180	5	3	2					5	5							
	182	10	6	4					10	10							
	183	2							2	2							
	184	18	8	10					18	18							
	186	4	1	3					4	4							
	187	13	12	1					13	13							
	188	26	17	9					26	26							
	189	15	11	4					15	15							
	191	4	3	1					4	3							
	193	18	10	8		1			18	18							
	194	17	13	4					17	17							
	195	16	10	6					16	16							
	196	29	20	9		1			29	28							
	197	25	9	16					25	25							
	198	46	12	34					46	45							
	199	34	23	10		1			34	33							
	200	1							1	1							
	201	13	10	3					13	13							

¹To renter - occupied dwelling units and vacant nonseasonal not dilapidated units, for rent.

²For owner - occupied dwelling units and vacant nonseasonal not dilapidated units, for sale only.

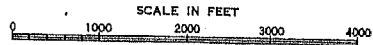
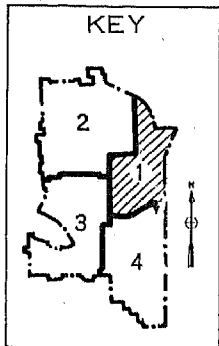
Table 3.—CHARACTERISTICS OF HOUSING FOR WARDS, BY BLOCKS: 1950—Con.

Ward	Block	All dwelling units by occupancy and tenure					All dwelling units by condition and plumbing facilities			Occupied dwelling units			Contract monthly rent ¹		Value ² of one-dwelling-unit structures		
		Total	Owner occupied	Renter occupied	Vacant non-seasonal not dilap., for rent or sale	Other vacant and non-resident	Number reporting	No private bath or dilap.	No running water or dilap.	Total	Persons per room		Occupied by non-white	Number reporting	Average monthly rent (dollars)	Number reporting	Average value (dollars)
											Number reporting	1.51 or more					
8	202	8	8						8	8							
	203	14	10	4					14	14	1		4	39.25	7	7,642	
	204	24	13	10		1			24	23			7	49.28	10	4,220	
	205	1													8	5,000	
	206	28	13	11					24	24	1		9	41.33	12	3,500	
	207	28	17	10		1			27	26	4	7	10	25.90	12	3,166	
	208	9	7	1		1			9	8	2		1		5	2,020	
	209	6	6						6	6					5	1,760	
	210	22	16	5		1			22	20			3	17.66	14	3,642	
	211	15	12	1		2			13	13			1		8	3,237	
	212	5	3	2					5	5	2		2		2		
	213	30	23	6		1			29	29			6	37.00	22	5,613	
	214	54	40	13					52	52	1		12	50.91	35	6,685	
	215	44	30	13	1				43	43			10	45.00	27	7,737	
	216	11	10	1					11	11	1		1		10	9,150	
	217	51	14	37					49	2			35	59.34	7	9,214	
	218	5	3	2					5	5	1	1	3	24.66	1		
	219	32	22	10					31	5			10	42.90	17	9,558	
	220	27	22	2		3			27	24		3	1		19	9,857	
	221	29	23	6					29	1			6	58.33	19	10,000	
	222	17	12	5					17	17			4	46.25	9	10,166	
	223	23	16	6		1			23	21	2		6	30.50	14	4,357	
	224	9	6	2		1			9	8			2		4	2,000	
	225	11	10	1					11	11			1		8	2,587	
	226	18	15	2	1				18	4	1		1		15	3,666	
	227	8	6	2					8	2	1		1		9	3,888	
	228	8	6	2					8	1			1		5	4,300	
	229	2							2								
	230	2							2								
	231	22	15	5		2			22	5	1		5	29.00	12	6,733	
	232	9	7	1	1				9	1			1		7	6,642	
	233	14	11	3					14	14	1		3	42.00	10	6,250	
	234	12	11	1					12	12			1		11	5,981	
	235	12	11	1					12	3	2		1		7	4,185	
	236	10	8	2					10	10			2		8	5,587	
	237	12	9	3					12	3	1		3	50.00	7	5,142	
	238	2							2								
	239	3	2	1					3	3							
	240	34	23	10		1			34	33		4	10	34.00	20	5,335	
	241	16	12	3	1				15	3			4	41.25	12	4,283	
	242	18	15	3					17	18			3	31.66	13	6,615	
	243	2							2	2	3		18	53.88	10	7,750	
	244	3	1	2					3	7			5		5	9,100	
	245	7	6	1					7	9			3	51.00	4	9,000	
	246	9	6	3					9	9	1		3	32.00	14	6,192	
	247	19	14	4	1				18	18			3	29.75	29	6,396	
	248	41	30	11					41	3	1		8	37.50	28	5,857	
	249	38	31	7					37	38			6	64.42	15	6,446	
	250	23	16	7					23	23			7	37.42	15	7,160	
	251	18	16	2					18	18			2		15	6,674	
	252	38	30	8					38	38	1		7	52.71	27	6,674	
	253	59	45	13		1			57	9	5		12	42.91	40	8,820	
	254	16	14	2					16	16			2		13	7,192	
	255	21	15	6					21	6			6	45.83	14	6,857	
	256	22	20	2					21	1			1		19	6,573	
	257	19	17	1		1			18	18			2		17	7,011	
	258	53	43	9	1				53	3	3		8	49.37	40	6,815	
	259	29	25	2		1			29	28			2		26	6,153	
	260	30	20	9		1			30	29			2	34.50	18	5,761	
	261	12	10	2					12	3			2		18	5,725	
	262	15	12	2		1			14	6	2		2		12	4,141	
	263	9	7	2					9	4			5		7	4,357	
	264	19	12	7					18	1	1		4	33.80	12	4,916	
	265	22	16	6					22	10			5	24.50	14	3,821	
	266	47	39	6		2			45	4	4		5	52.00	37	6,221	
	267	73	63	10					70	9	1		7	44.57	60	6,903	
	268	29	26	3					29	29			2		25	6,480	
	269	35	29	5		1			34	3	2		4	47.00	28	7,071	
	270	19	17	2					18	4			10	31.90	7	6,500	
	271	25	19	6					25	25			6	35.16	19	6,973	
	272	19	16	3					19	1	1		3	30.00	14	7,357	
	273	22	8	14					22	2	1		12	32.83	7	6,285	
	274	4	4						4	4					4	5,350	
	275	14	11	2	1				14	1			1		10	6,950	
	276	16	12	4					16	16	1		4	34.75	11	7,481	
	277	3	3						3	3					3	4,666	
	278	10	8	1					10	9			1		7	4,900	
	279	28	23	4	1				28	1	4		3	53.00	21	5,571	
	280	31	23	8					31	8	1		8	32.87	19	5,094	
	281	5	5						5	5					5	4,800	

¹For renter - occupied dwelling units and vacant nonseasonal not dilapidated units, for rent.
²For owner - occupied dwelling units and vacant nonseasonal not dilapidated units, for sale only.

KANSAS CITY, KANSAS, BY WARDS AND BLOCKS: 1950

PART 1 OF 4 PARTS



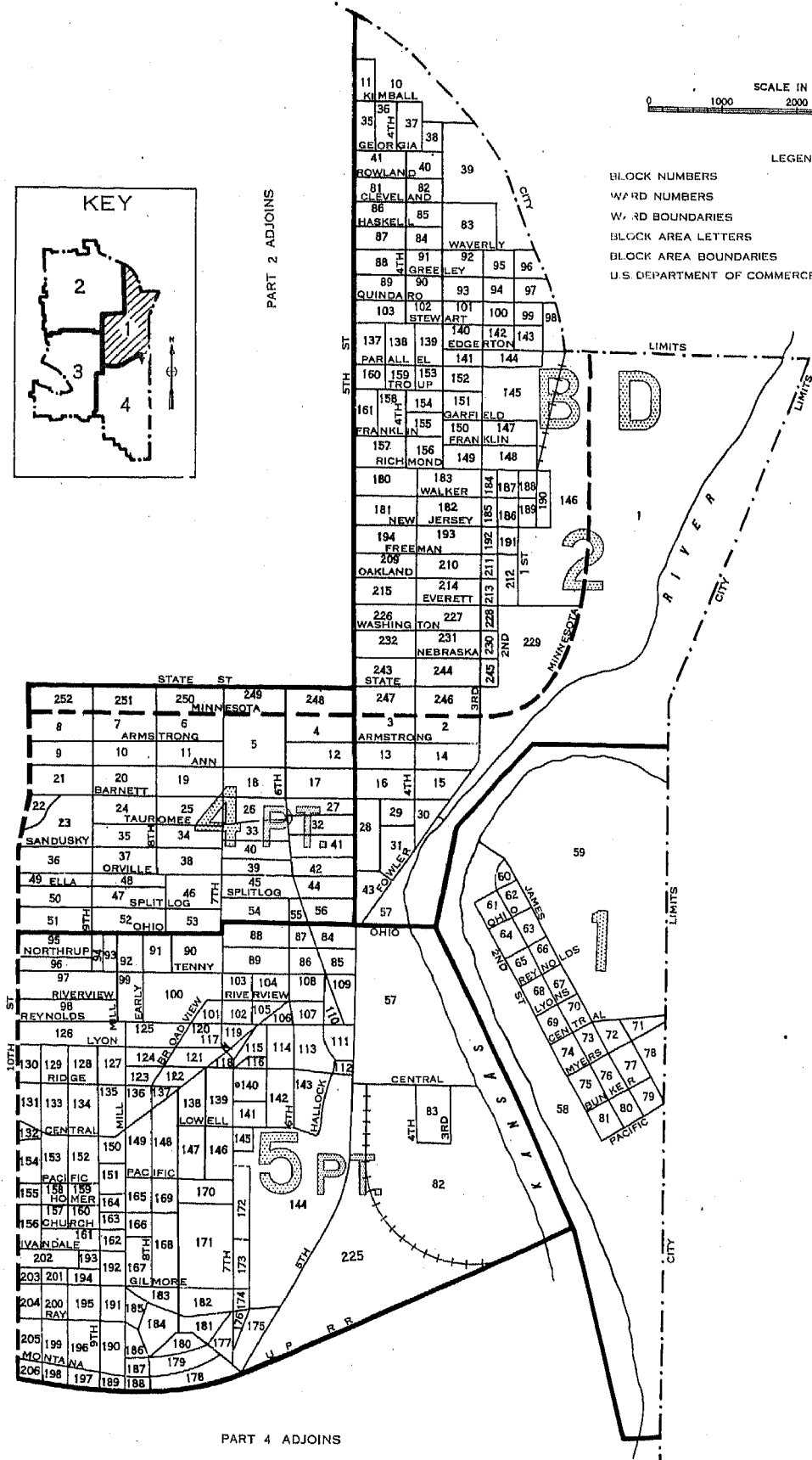
- LEGEND
- BLOCK NUMBERS
 - WARD NUMBERS
 - WARD BOUNDARIES
 - BLOCK AREA LETTERS
 - BLOCK AREA BOUNDARIES
- U.S. DEPARTMENT OF COMMERCE, BUREAU OF THE CENSUS

PART 2 ADJOINS

PART 3 ADJOINS

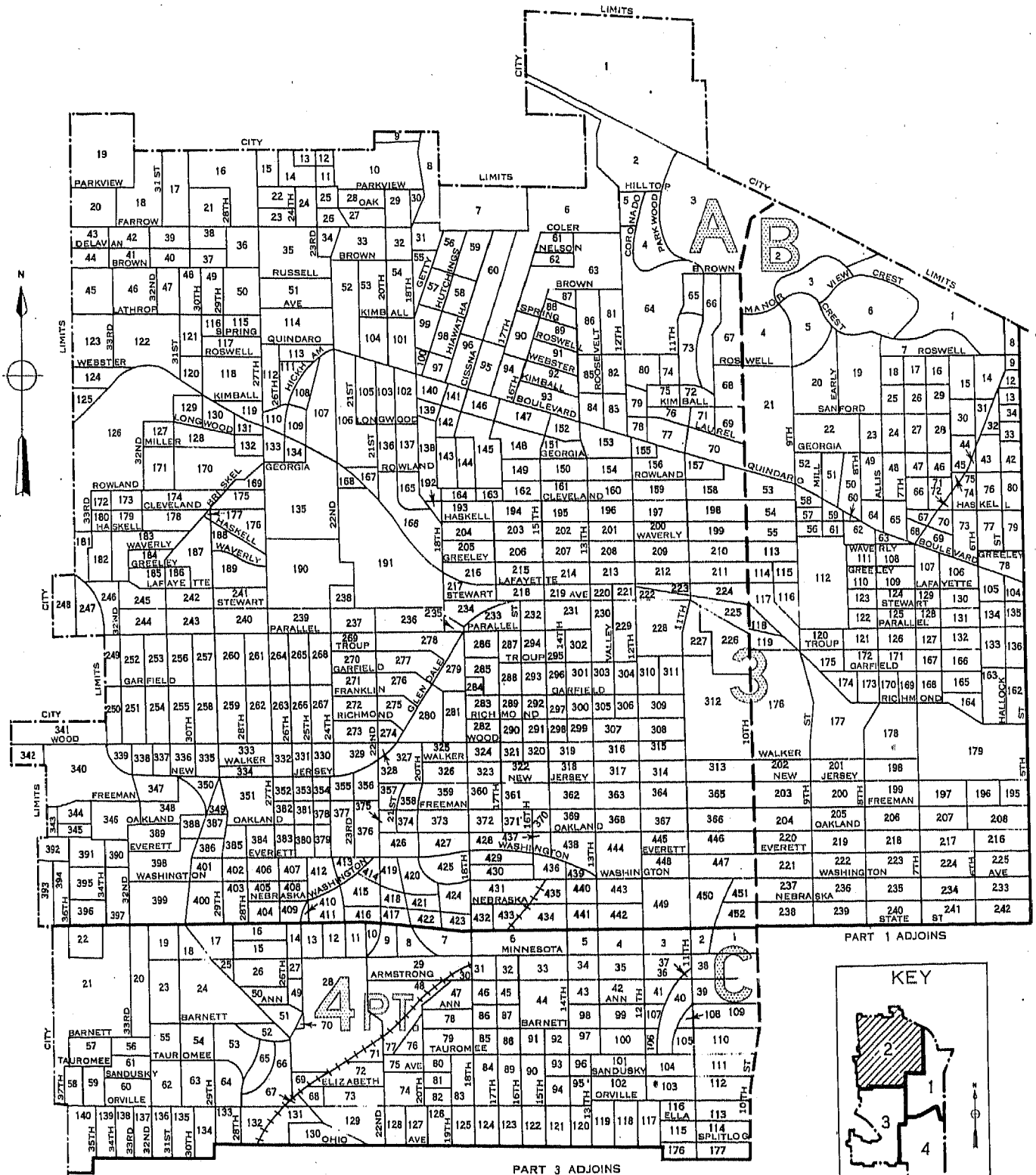
PART 2 ADJOINS

PART 4 ADJOINS



KANSAS CITY, KANSAS, BY WARDS AND BLOCKS: 1950

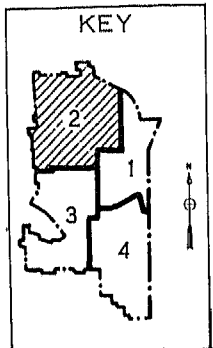
PART 2 OF 4 PARTS



PART 1 ADJOINS

PART 1 ADJOINS

PART 3 ADJOINS

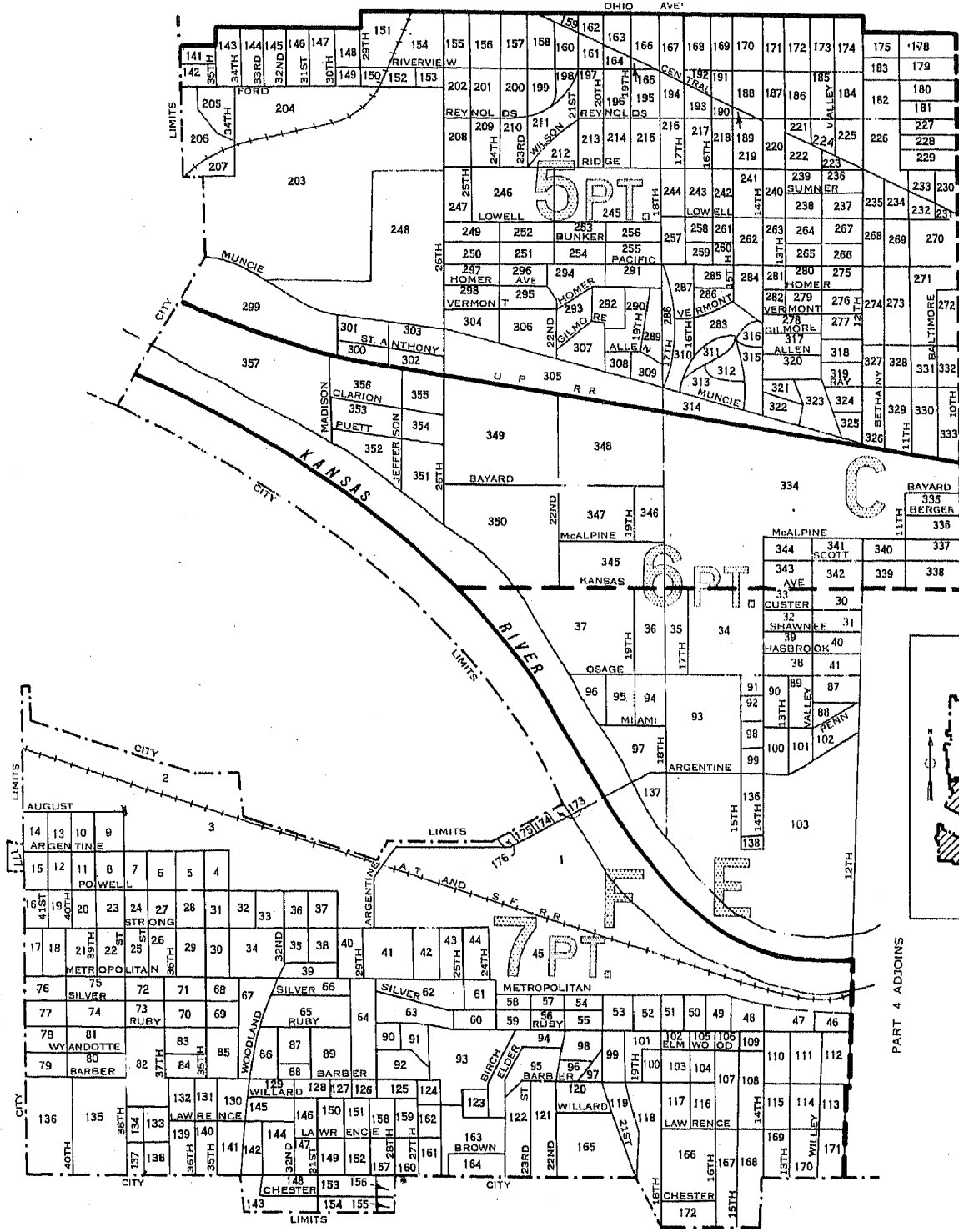


- LEGEND
- BLOCK NUMBERS
 - WARD NUMBERS
 - WARD BOUNDARIES
 - BLOCK AREA LETTERS
 - BLOCK AREA BOUNDARIES
 - U.S. DEPARTMENT OF COMMERCE, BUREAU OF THE CENSUS

KANSAS CITY, KANSAS. BY WARDS AND BLOCKS: 1950

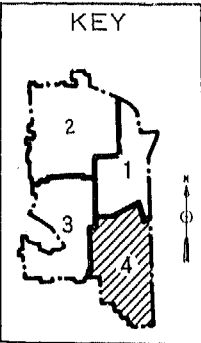
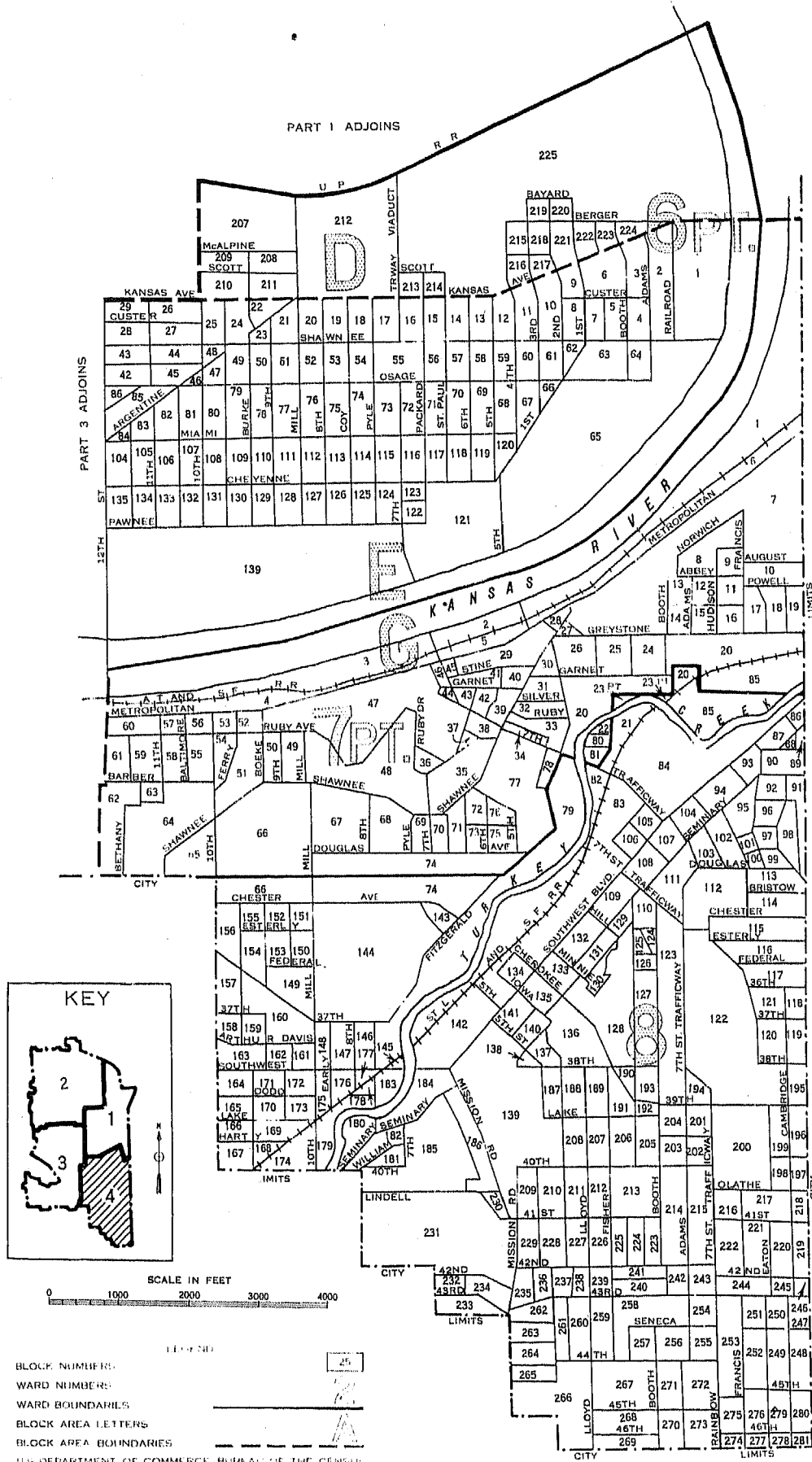
PART 3 OF 4 PARTS

PART 2 ADJOINS



KANSAS CITY, KANSAS, BY WARDS AND BLOCKS: 1950

PART 4 OF 4 PARTS




SCALE IN FEET
0 1000 2000 3000 4000

BLOCK NUMBERS: [Symbol]
 WARD NUMBERS: [Symbol]
 WARD BOUNDARIES: [Symbol]
 BLOCK AREA LETTERS: [Symbol]
 BLOCK AREA BOUNDARIES: [Symbol]
 U.S. DEPARTMENT OF COMMERCE BUREAU OF THE CENSUS

H—E91
(Revised)

1950 UNITED STATES CENSUS OF HOUSING

U. S. DEPARTMENT OF COMMERCE • BUREAU OF THE CENSUS



KANSAS CITY, MO . **BLOCK**
STATISTICS

U. S. CENSUS OF HOUSING: 1950

Volume

- I General Characteristics
- II Nonfarm Housing Characteristics
- III Farm Housing Characteristics
- IV Residential Financing
- V Block Statistics

Housing statistics for census tracts are to be included in the Population reports on census tracts.

U. S. CENSUS OF POPULATION: 1950

Volume

- I Number of Inhabitants
- II Characteristics of the Population

Succeeding volumes will cover the following subjects:

Census Tracts, Nativity and Parentage, Nonwhite Population by Race, Persons of Spanish Surname, Institutional Population, Differential Fertility, Labor Force Characteristics, Occupation, Industry, Income, Internal Migration, Education, Characteristics of Families and Households.

UNITED STATES CENSUS of HOUSING : 1950
U. S. DEPARTMENT OF COMMERCE BUREAU OF THE CENSUS
CHARLES SAWYER, Secretary ROY V. PEEL, Director



BLOCK STATISTICS

KANSAS CITY
MISSOURI


Prepared under the supervision of
Howard G. Brunzman, Chief
Population and Housing Division

1950 HOUSING CENSUS REPORT
VOLUME V, PART 91

UNITED STATES GOVERNMENT PRINTING OFFICE 1952

(REVISED ISSUE)

BLOCKS • CENSUS TRACTS





BUREAU OF THE CENSUS

ROY V. PEEL, *Director*

A. ROSS ECKLER, *Deputy Director*
HOWARD C. GRIEVES, *Assistant Director*
CONRAD TAEUBER, *Assistant Director*
MORRIS H. HANSEN, *Assistant Director for Statistical Standards*
ROBERT Y. PHILLIPS, *Assistant Director for Operations*
CALVERT L. DEDRICK, *Coordinator, International Statistics*
FRANK R. WILSON, *Information Assistant to the Director*

Population and Housing Division—

HOWARD G. BRUNSMAN, *Chief*
WAYNE F. DAUGHERTY, *Assistant Chief for Housing*
ROBERT B. VOIGHT, *Assistant Chief for Operations*
HENRY S. SHRYOCK, Jr., *Assistant Chief for Population*
EDWIN D. GOLDFIELD, *Program Coordinator*

Quality and Equipment Statistics—Robert C. Hamer, *Chief*
Inventory Statistics—Carl A. S. Coan, *Chief*
Developmental Programs—J. Hugh Rose, *Chief*
Residential Financing—Junia H. Honnold, *Chief*
Territories and Possessions—Joel Williams, *Chief*
Statistical Sampling—Joseph Steinberg, *Chief*
Statistical Procedure—Morton A. Meyer, *Chief*
Processing Operations—Milton D. Lieberman, *Chief*

Administrative Service Division—WALTER L. KEIRES, *Chief*
Agriculture Division—RAY HURLEY, *Chief*
Budget Officer—CHARLES H. ALEXANDER
Business Division—HARVEY KAILIN, *Acting Chief*
Field Division—LOWELL T. GALT, *Chief*
Foreign Trade Division—J. EDWARD ELY, *Chief*
Geography Division—CLARENCE E. BATSCHLET, *Chief*
Governments Division—ALLEN D. MANVEL, *Chief*
Industry Division—MAXWELL R. CONKLIN, *Chief*
Machine Tabulation Division—C. F. VAN AKEN, *Chief*
Personnel Division—HELEN D. ALMON, *Chief*

SUGGESTED IDENTIFICATION

U. S. Bureau of the Census. *U. S. Census of Housing: 1950. Vol. V, Block Statistics, Part 91*
(Revised issue), U. S. Government Printing Office, Washington, D. C., 1952

For sale by the Superintendent of Documents, U. S. Government Printing Office, Washington 25, D. C.,
or any of the Field Offices of the Department of Commerce - Price 40 cents

PREFACE

This report presents statistics on characteristics of dwelling units by blocks for the city. The tabulations are based on data from the 1950 Census of Housing, taken as of April 1, 1950. Authorization for the 1950 Census of Housing as part of the Seventeenth Decennial Census was provided by the Housing Act of 1949, approved July 15, 1949.

The major portion of the information compiled from the 1950 Census of Housing appears in Volume I, *General Characteristics*; Volume II, *Nonfarm Housing Characteristics*; Volume III, *Farm Housing Characteristics*; Volume IV, *Residential Financing*; and Volume V, *Block Statistics*. Volume V consists of separate reports, issued as bulletins for each of the 209 cities which in 1940 or in a subsequent census had a population of 50,000 or more. These reports will not be bound into a single publication.

The subjects covered in both the 1950 and 1940 reports on characteristics of dwelling units by blocks are substantially similar.

This report was prepared under the direction of Howard G. Brunsman, Chief, Population and Housing Division, and Wayne F. Daugherty, Assistant Chief for Housing. Robert C. Hamer, Chief, Quality and Equipment Statistics Section, was in charge of coordinating the content and the format of the report with assistance from Carl A. S. Coan, Chief, Inventory Statistics Section; Floyd D. McNaughton, Chief, Equipment and Facilities Unit; Beulah Washabaugh, Chief, Tenure and Vacancy Unit; and Walter A. Hines. The compilation of the statistics was under the supervision of Robert B. Voight, Assistant Chief for Operations.

The collection of the information on which these statistics are based was under the supervision of Lowell T. Galt, Chief, Field Division. The geographic work, including the assignment of all block numbers and the preparation of maps, was under the supervision of Clarence E. Batschelet, Chief, Geography Division. The data were tabulated under the supervision of C. F. Van Aken, Chief, Machine Tabulation Division.

June 1952.

KANSAS CITY, MO.

CONTENTS

INTRODUCTION

	Page		Page
General	1	Definitions and explanations—Continued	
Related reports	1	Condition and plumbing facilities	21
Census tracts	1	Persons per room	22
Use of data	1	Color of occupants	23
Comparability with 1940 Housing Census data	1	Contract monthly rent	24
Definitions and explanations	1	Value of one-dwelling-unit structures	25
Dwelling unit	1	Number reporting	26
Occupancy and tenure	2	Block identification	27

TABLES

Table 1. Characteristics of housing for the city: 1950	28
Table 2. Characteristics of housing by census tracts: 1950	29
Table 3. Characteristics of housing for census tracts, by blocks: 1950	30

Map of city, by blocks, appears following last page of tables.

BLOCK STATISTICS

INTRODUCTION

GENERAL

Volume V of the Reports on Housing consists of a separate report for each of the 209 cities which in 1940, or in a subsequent census prior to 1950, had a population of 50,000 or more. Each report presents for the city, by blocks, tabulations for a limited number of subjects obtained in the Census of Housing. The subjects in these reports are similar to those in the block statistics supplements to Volume I of the reports of the 1940 Census of Housing. The subjects in this report present the number of dwelling units classified by occupancy and tenure, condition and plumbing facilities, persons per room, color of occupants, average contract monthly rent of renter-occupied and selected vacant units, and the average value of one-dwelling-unit owner-occupied and selected vacant structures. In table 1, the statistics for these subjects are summarized for the city. Table 2 contains the statistics for census tracts. In table 3, the data are presented by blocks within census tracts. Maps identifying the location of each block and the census tract boundaries are a part of this report.

Related reports.—Related statistics for this city are contained in the Reports on Housing, Volume I, *General Characteristics*; and in the Reports on Population, Volume I, *Number of Inhabitants*, and Volume II, *Characteristics of the Population*.

The Reports on Housing for each State in Volume I present data on the characteristics of dwelling units for the State by residence (urban, rural nonfarm, and rural farm), for standard metropolitan areas, urbanized areas, counties, for urban places, places of 1,000 to 2,500 inhabitants, and rural-nonfarm and rural-farm dwelling units for each county. Each report includes the following subjects: occupancy, tenure, race of occupants, type of structure, year built, condition and plumbing facilities, water supply, toilet and bathing facilities, number of rooms, number of persons, persons per room, electric lighting, heating equipment, heating and cooking fuels, refrigeration equipment, kitchen sink, radio, television, and, for nonfarm units, the contract monthly rent, gross monthly rent, and value of one-dwelling-unit structures.

Volume I of the Reports on Population shows the 1950 population of each county and of each minor civil division within the county. It also contains figures for each incorporated place, for each unincorporated place with 1,000 or more inhabitants, and for incorporated places of 5,000 or more by wards. A special series of tables presents data for each urbanized area giving the incorporated places and portions of minor civil divisions within it.

Volume II of the 1950 Population Reports contains statistics on the general characteristics of the population. Chapter A of this volume repeats the figures on number of inhabitants as shown in Volume I; Chapter B presents demographic, economic, and social characteristics of the population; and Chapter C gives more detailed cross-classifications for States and large cities and standard metropolitan areas.

Census tracts.—Census tracts are small areas into which certain large cities have been subdivided for statistical and local administrative purposes. In most cases the tracts are permanently established, so that comparison may be made from census to census. The boundaries of tracts are established so as to include approximately equal numbers of inhabitants or equal areas; and each tract is designed to represent an area that is fairly

homogeneous in population characteristics. Although the tracted areas of some cities extend into the suburbs, the data shown in this report are restricted to the tracts within the corporate limits of the city.

Use of data.—The tabulation of housing characteristics for areas as small as city blocks provides descriptive material of considerable value for technical studies of housing in the city. The statistics will be useful in compiling totals for special types of areas that may be defined to meet the requirements of individual investigators. Users of the data should bear in mind that in practically all cases the data for a given block represent the work of only one enumerator. Consequently, housing characteristics for blocks are subject to a wider margin of error than is to be expected in the figures for tracts or wards which represent returns made by a number of enumerators. Misinterpretation of instructions by one enumerator may cause a significant bias in the statistics for a block even though it may have a negligible effect upon the figures for larger areas. In particular, the enumeration of "condition" depended to a considerable extent upon the judgment of the individual enumerator. Also, failure to indicate the correct block number for a significant number of dwelling units may introduce errors into the block data.

Comparability with 1940 Housing Census data.—In the 1940 Census of Housing, reports entitled "Block Statistics" were issued as supplements to the first series of Housing bulletins. These supplements consisted of separate reports for each of the 191 cities which had 50,000 inhabitants or more in 1930.

In the 1950 reports, the block numbers used are different, in most cases, from those used in the 1940 reports. Therefore, to compare 1940 and 1950 data for a given block, it is necessary to locate the block on the maps to obtain the corresponding 1940 and 1950 block numbers.

The subjects in both the 1940 and 1950 reports are substantially similar. However, data on number of structures, year built, and mortgage status have been omitted from the 1950 report. Furthermore, in the 1940 reports average contract or estimated monthly rent was reported for all dwelling units while in 1950 average contract monthly rent is reported for some, and average value for other, dwelling units.

DEFINITIONS AND EXPLANATIONS

More detailed and complete definitions are presented in Volume I of the Housing Reports.

Dwelling unit.—In general, a dwelling unit is a group of rooms or a single room, occupied or intended for occupancy as separate living quarters, by a family or other group of persons living together or by a person living alone.

A group of rooms, occupied or intended for occupancy as separate living quarters, is a dwelling unit if it has separate cooking equipment or a separate entrance. A single room, occupied or intended for occupancy as separate living quarters, is a dwelling unit if it has separate cooking equipment or if it constitutes the only living quarters in the structure. Also, each apartment in a regular apartment house is a dwelling unit even though it may not have separate cooking equipment. Excluded from the dwelling unit count are large rooming houses, institutions, dormitories, and transient hotels and tourists courts.

In the 1940 Census, a dwelling unit was defined as the living quarters occupied or intended for occupancy by one household.

A household consisted of a family or other group of persons living together with common housekeeping arrangements, or a person living entirely alone. However, the enumerator was not explicitly instructed to define rooms as dwelling units on the basis of cooking equipment or separate entrance.

The number of dwelling units in the 1950 Census may be regarded as comparable with the number of dwelling units in the 1940 Census. Some living quarters may have been classified as separate dwelling units in the one census and not in the other. Further, in the 1950 Census, living quarters with five or more lodgers were not tabulated as dwelling units; generally, such quarters were included in the 1940 dwelling unit count. However, the net effect of these changes is probably small.

Occupancy and tenure.—Dwelling units are classified by occupancy and tenure into four groups: owner-occupied; renter-occupied; vacant nonseasonal not dilapidated, for rent or sale; and other vacant and nonresident. A dwelling unit is classified as owner-occupied if it was owned wholly or in part by the head of the household or by some related member of his family living in the dwelling unit. All other occupied units are classified as renter-occupied whether or not cash rent was actually paid for living quarters. Rent-free units and living accommodations received in payment for services performed are thus included with the renter-occupied units.

A dwelling unit is considered vacant if no persons are living in it at the time of enumeration. New units not yet occupied were enumerated as vacant dwelling units if construction had proceeded to the extent that all the exterior windows and doors were installed and final usable floors were in place. The classification "Vacant nonseasonal not dilapidated, for rent or sale" is descriptive of the vacant dwelling units reported in this classification. "Other vacant and nonresident" units include all dilapidated and seasonal vacant units as well as the not dilapidated units which were not for rent or sale.

Because of changes in enumeration procedures, the counts of total vacant units in 1940 and 1950 are not strictly comparable. In 1940, vacant units were enumerated if they were habitable; units uninhabitable and beyond repair were excluded from the enumeration. In 1950, units were included regardless of condition if they were intended for occupancy as living quarters. Therefore, no comparison should be made between the data on "vacant nonseasonal not dilapidated, for rent or sale" units from the 1950 Census and data in the 1940 Census reports.

In both censuses, dwelling units occupied entirely by non-residents were included with vacant units not for rent or sale. Trailers, tents, houseboats, and railroad cars which were vacant were excluded from the dwelling unit inventory in both 1950 and 1940.

Condition and plumbing facilities.—Data on condition of a dwelling unit are shown in combination with data for selected plumbing facilities and are, therefore, limited to units for which both condition and plumbing facilities are reported. Plumbing facilities include water supply, toilet facilities, and bathing facilities.

The category "with private bath" includes those dwelling units reported with both a flush toilet and a bathtub or shower inside the structure for the exclusive use of the occupants of the unit. The category "no private bath" includes those dwelling units not having private flush toilet or not having private bathing facilities. The "no running water" category includes units with only piped running water outside the structure or with only other sources such as a hand pump.

A dwelling unit is "dilapidated" when it is run-down or neglected, or is of inadequate original construction, so that it does not provide adequate shelter or protection against the elements or it endangers the safety of the occupants.

Persons per room.—The number of persons per room has been computed for each occupied dwelling unit by dividing the number

of persons in the dwelling unit by the number of rooms in the dwelling unit. All persons enumerated in the Population Census as members of the household (including lodgers, servants, and other nonrelated persons) are counted in determining the number of persons that occupy the dwelling unit. The number of rooms in the dwelling unit includes all rooms available for living quarters throughout the year. Not counted as rooms are bathrooms, closets, pantries, halls, screened porches, and unfinished rooms in the basement and attic.

Color of occupants.—Occupied dwelling units are classified by color of head of household according to the definition used in the 1950 Census of Population. The group designated as "non-white" consists of Negroes, Indians, Japanese, Chinese, and other nonwhite races. Persons who are not definitely Indian or of other nonwhite race are classified as white.

Contract monthly rent.—Contract monthly rent is the rent, at the time of enumeration, contracted for by the renter regardless of whether it includes furniture, heating fuel, electricity, cooking fuel, water, or personal services.

Monthly rent for vacant dwelling units is the amount asked for the dwelling unit at the time of enumeration. The average monthly rent relates to renter-occupied dwelling units and vacant nonseasonal not dilapidated units for rent. Dwelling units which are occupied "rent-free" are not included with the units reporting rent.

Value of one-dwelling-unit structures.—Average value is shown for owner-occupied dwelling units and vacant nonseasonal not dilapidated units which are for sale only. Value is shown only if the unit is in a one-dwelling-unit structure without business and if it is the only dwelling unit included in the property. The value represents the amount for which the owner estimates that the property, including such land as belongs with it, would sell under ordinary conditions and not at a forced sale. For vacant units, value is the sale price asked by the owner.

Number reporting.—Occupancy and tenure are reported for all dwelling units, and color of occupants is reported for all occupied units. The corresponding distributions for these subjects in table 1 are based on all dwelling units and on occupied units, respectively. For all other subjects, the distributions are based on the units for which the specific characteristics are reported, that is, the "Number reporting."

The number of dwelling units for which the enumerator obtained no report on a particular item is shown for the city totals only; however, the number "not reported" can easily be derived for each area in tables 2 and 3 by subtracting the number reporting from the total number of dwelling units (or total occupied).

Block identification.—A map or series of maps is included in this report showing block numbers for each block, number and letter designations for tracts, and the names of principal streets.

Blocks are identified by serial numbers, a separate series of numbers being used for each tract. Thus, the location of each block for which data are presented in table 3 may be determined by referring to the tract and block number shown on the map. Similarly, data for a specific block may be located in the table by reference to the map for identification numbers of the tract and block.

If no dwelling units are reported for a block, the block number is not listed in table 3, although it is shown on the map. Dwelling units for which the block number was not reported are indicated in the table by the symbol "NR." Detailed data are not shown for such dwelling units, nor for blocks containing fewer than three dwelling units. Average monthly rent is not shown when the monthly rent was reported for fewer than three dwelling units. Average value is not shown when the value of a dwelling-unit properties was reported for fewer than three dwelling units. All dwelling units are included, however, in the statistics for the city and for each tract.

Table 1.—CHARACTERISTICS OF HOUSING FOR THE CITY: 1950

Subject	Number	Percent	Subject	Number	Percent
OCCUPANCY AND TENURE			PERSONS PER ROOM		
All dwelling units.....	151,255	100.0	Occupied dwelling units.....	148,158	...
Owner occupied.....	72,642	48.0	Number reporting.....	144,665	100.0
Renter occupied.....	75,516	49.9	1.50 or less.....	136,380	94.3
Vacant nonseasonal not dilapidated, for rent or sale.....	1,605	1.1	1.51 or more.....	8,285	5.7
Other vacant and nonresident.....	1,492	1.0	Not reported.....	3,493	...
CONDITION AND PLUMBING FACILITIES			CONTRACT MONTHLY RENT		
All dwelling units.....	151,255	...	Renter-occupied, and vacant nonseasonal not dilapidated units, for rent--Number reporting.....	71,502	...
Number reporting.....	143,390	100.0	Total contract monthly rent..... dollars.....	3,005,406	...
With private bath, not dilapidated.....	106,850	74.5	Average monthly rent..... dollars.....	42.03	...
No private bath, with running water, not dilapidated.....	25,974	18.1	VALUE OF ONE-DWELLING-UNIT STRUCTURES		
No running water or dilapidated.....	10,566	7.4	Owner-occupied, ¹ and vacant nonseasonal not dilapidated units, for sale only--Number reporting.....	56,691	...
Condition or plumbing facilities not reported.....	7,865	...	Total value or sale price..... dollars.....	477,684,000	...
No private bath or dilapidated.....	36,540	25.5	Average value..... dollars.....	8,426	...
COLOR OF OCCUPANTS					
Occupied dwelling units.....	148,158	100.0			
White.....	130,423	88.0			
Nonwhite.....	17,735	12.0			

¹Restricted to 1-dwelling-unit properties.

Table 2.—CHARACTERISTICS OF HOUSING BY CENSUS TRACTS: 1950

Census tract	All dwelling units by occupancy and tenure					All dwelling units by condition and plumbing facilities			Occupied dwelling units			Contract monthly rent ¹		Value ² of one-dwelling-unit structures		
	Total	Owner occupied	Renter occupied	Vacant non-seasonal not dilap., for rent or sale	Other vacant and non-resident	Number reporting	No private bath or dilap.	No running water or dilap.	Total	Persons per room	Occupied by non-white	Number reporting	Average monthly rent (dollars)	Number reporting	Average value (dollars)	
TOTAL	151255	72642	75516	1605	1492	143390	36540	10566	148158	144665	82851	17735	71502	4203	56691	8426
1	12	2	10			12	12	12	12	12	8	9	11.44			
2	247	8	215	10	14	233	210	73	233	218	54	212	24.82	2		
3	1008	246	736	17	9	946	376	230	982	953	69	160	21.88	77		4.111
4	633	356	257	11	9	590	414	74	613	603	62	9	23.6	244		24.05
5	706	437	256	2	11	688	300	203	693	677	62	4	21.2	354		4.144
6	2054	1356	669	10	19	1999	431	68	2025	1993	84	4	27.66	1109		5.367
7	1733	1129	593	7	4	1688	298	75	1722	1670	28	2	25.6	942		7.560
8	1984	1246	707	23	8	1957	401	28	1953	1933	55	5	27.36	970		6.736
9	2070	890	1158	13	9	2001	571	18	2048	2005	97	12	25.6	520		6.304
10	1842	566	1248	8	20	1767	371	88	1814	1771	132	60	27.36	253		4.190
11	2542	110	2357	41	34	2243	1525	810	2467	2436	471	10	34.69	13		5.192
12	206	16	171	16	3	160	126	17	187	152	50	2	16.2			
13	2161	80	1942	95	44	1949	1007	280	2022	1967	315	453	37.40	10		4.450
14	1733	96	1587	9	41	1599	1184	463	1683	1623	378	377	33.94	23		3.526
15	1975	134	1779	36	26	1879	1001	200	1913	1859	263	101	16.87	35		4.065
16	2381	269	2067	23	32	2089	990	365	2336	2263	276	1752	29.89	114		3.955
17	2251	436	1774	3	32	2016	902	296	2210	2126	253	1092	16.50	126		4.262
18	3146	938	2149	34	25	3066	1162	78	3087	3019	221	9	37.26	391		5.399
19	2167	1113	1015	16	23	2110	545	43	2128	2099	94	3	27.36	829		4.923
20	1132	788	335	4	5	1110	287	90	1123	1099	70	2	33.09	660		4.832
21	1861	1286	551	12	12	1826	561	184	1837	1820	126		34.12	1061		4.698
22	1414	1029	366	12	7	1376	240	45	1395	1373	50		37.27	474		5.362
23	1757	1123	614	7	13	1711	547	178	1737	1722	101	249	32.50	899		4.566
24	1581	570	990	12	9	1514	691	317	1560	1542	93	280	34.04	316		4.964
25	2297	508	1740	17	32	2129	1343	432	2248	2207	212	1921	25.61	284		3.840
26	1215	126	1071	2	16	1119	694	288	1197	1177	146	1180	21.30	54		3.331
27	984	99	859	18	8	884	697	381	958	929	195	585	26.89	43		3.265
28	684	330	621	28	5	649	455	168	651	628	147	13	34.91	3		2.933
29	2173	418	1684	31	40	2045	1257	347	2102	2071	360	116	30.97	159		3.903
30	1055	467	565	4	19	928	584	212	1032	1016	215	153	23.90	298		1.0139
31	449	77	358	2	12	336	188	117	435	393	57	231	29.23	30		2.720
32	1979	534	1397	22	26	1797	824	354	1931	1885	180	1893	24.15	291		3.903
33	1470	789	655	14	12	1422	470	156	1444	1400	96	737	31.91	555		3.916
34	1841	1405	410	13	13	1713	291	140	1815	1789	46		37.26	1244		5.808
35	1238	1001	218	10	9	1218	179	68	1219	1198	33		37.61	898		5.323
36	2147	1486	631	11	19	2105	397	82	2117	2077	62	121	37.92	1223		5.120
37	1488	829	649	2	8	1396	402	101	1478	1437	69	956	35.92	595		4.718
38	1466	577	865	5	19	1375	410	12	1442	1382	54	166	40.26	333		7.733
39	1495	689	790	10	6	1411	316	62	1479	1437	60	1445	29.47	438		4.573
40	1594	610	958	14	12	1496	287	15	1568	1503	60	521	36.56	365		5.843
41	1937	530	1380	18	9	1788	692	224	1910	1885	166	1482	28.15	311		5.006
42	2154	470	1631	3	50	1956	830	625	2101	1944	110	116	41.58	225		5.781
43	3986	674	3218	53	41	3746	1298	163	3892	3824	320	247	37.73	290		4.886
44	995	195	768	21	11	928	348	82	963	946	114	17	37.08	77		4.893
45	1066	585	461	4	16	1005	436	177	1046	1038	101	275	25.85	463		3.482
46	1370	760	580	15	15	1223	177	16	1340	1297	26	8	48.89	513		8.217
47	1932	456	1442	27	7	1733	284	19	1898	1863	34	27	30.28	222		7.016
48	2650	458	2083	43	66	2456	396	20	2541	2441	65	34	55.88	186		8.336
49	2707	502	2079	60	66	2599	858	93	2581	2487	157	21	45.79	188		6.183
50	2413	256	2095	23	39	2330	414	51	2351	2317	148	28	65.91	95		1.0295

¹For renter-occupied dwelling units and vacant nonseasonal not dilapidated units, for rent.
²For owner-occupied dwelling units and vacant nonseasonal not dilapidated units, for sale only.

HOUSING—BLOCK STATISTICS

Table 2.—CHARACTERISTICS OF HOUSING BY CENSUS TRACTS: 1950—Con.

Census tract	All dwelling units by occupancy and tenure					All dwelling units by condition and plumbing facilities			Occupied dwelling units			Contract monthly rent ¹		Value ² of one-dwelling-unit structures		
	Total	Owner occupied	Renter occupied	Vacant non-seasonal not dilap., for rent or sale	Other vacant and non-resident	Number reporting	No private bath or dilap.	No running water or dilap.	Total	Persons per room		Occupied by non-white	Number reporting	Average monthly rent (dollars)	Number reporting	Average value (dollars)
										Number reporting	1.51 or more					
51	264	338	603	22	1	906	220	2	941	899	76	7	595	5238	181	11425
52	2604	542	1246	25	7	2469	627	53	2488	2480	152	24	1876	4589	251	6308
53	1885	723	1323	24	15	1941	355	33	2046	2013	68	21	1481	4588	426	7519
54	1880	686	1150	24	20	1818	648	26	1836	1795	65	8	1100	4330	351	6479
55	1597	894	685	12	6	1569	400	16	1579	1551	43	4	659	4372	18	8556
56	2906	1651	1214	23	18	2748	477	21	2865	2809	61	61	1155	4459	1268	8002
57	1261	1028	220	12	1	1210	82	30	1248	1225	15	7	300	4412	924	7166
58	1233	977	223	6	27	1195	385	214	1200	1192	70	239	180	3272	900	5254
59	779	471	301	5	2	746	315	204	772	768	91	118	269	3436	400	3372
60	780	654	114	6	6	768	97	66	768	760	24	2	105	3888	625	6735
61	1731	1464	252	9	6	1713	115	H	1716	1704	7		236	4750	1372	8457
62	1170	832	326	4	H	1146	166	17	1158	1152	26		294	4169	728	6538
63	1927	901	1003	15	H	1876	130	14	1904	1886	31	8	983	6550	709	6199
64	1567	838	709	12	H	1474	189	28	1547	1502	19	9	670	5090	633	6133
65	1312	534	758	11	H	1247	186	14	1292	1270	25	9	724	4600	326	7415
66	1361	331	1021	6	3	1274	114	17	1352	1237	48	16	966	5976	186	11122
67	1608	360	1226	13	9	1479	263	25	1586	1528	52	17	1177	4999	165	7072
68	1027	314	696	10	7	991	186	93	1010	999	38	50	662	4251	235	6505
69	1825	431	1354	22	18	1740	59	11	1785	1743	21	109	1310	6834	743	6507
70	1492	846	635	8	3	1474	272	35	1481	1452	36	5	616	4384	651	7175
71	1751	913	802	16	20	1704	80	9	1715	1687	15	7	787	6137	745	6242
72	1496	742	735	15	4	1423	1	1	1477	1430	22	17	695	7423	626	16325
73	1359	206	1120	17	16	1245	23	H	1326	1265	9	16	1064	9392	139	8255
74	1380	867	500	11	2	1338	34	2	1367	1334	10	5	471	5826	703	14250
75	1456	1069	379	4	4	1423	26	11	1448	1422	5	3	366	5744	861	9563
76	1364	1230	126	6	6	1329	26	12	1356	1344	4	4	114	4993	1130	9024
77	856	760	91	5	5	837	102	72	851	844	12	118	86	3878	726	6338
78	946	796	130	7	13	927	226	86	926	908	71	2	111	4101	732	5713
79	1475	1275	188	6	6	1357	68	25	1463	1404	35	1	157	4695	1052	7525
80	1222	1112	89	4	17	1109	24	10	1201	1179	1	1	63	5465	1022	8740
81	1148	964	170	11	3	1100	20	5	1134	1114	6	1	161	5865	795	9948
82	1459	1287	156	10	6	1408	28	12	1443	1397	5	1	139	5361	1221	11315
83	901	868	30	2	1	856			898	866	1		25	7452	794	14050
84	954	914	31	4	5	935			945	934			20	12870	833	28745
85	1050	997	29	19	5	961			1026	964	5		13	13769	956	23240
86	2225	1980	228	7	10	2178	4	22	2208	2158	4	2	195	9441	1872	15586
87	1011	912	94	3	2	989	21	9	1006	995	10		84	5242	871	9790
88	1685	1494	165	8	18	1660	134	69	1659	1638	30		136	4377	1381	7586
89	643	539	101	2	1	629	119	81	640	633	32		73	3731	511	6816
90	1341	1260	73	3	5	1315	22	13	1333	1272	6		57	6842	1184	11552
91	1614	1422	137	48	7	1563	5	4	1559	1535	1	1	119	7428	1295	14325
92	1275	1116	118	37	4	1159	12	9	1234	1188	12	1	127	8918	1010	13637
93	1012	860	69	71	12	950	42	11	929	925	13		56	5787	838	10153
94	1044	907	110	5	22	998	115	27	1017	986	29	1	93	4427	845	7177
95	1266	678	576	10	22	1241	165	33	1254	1238	40	1	562	6477	625	6630
96	519	439	75	2	3	497	168	33	514	493	50		71	4767	389	6440
97	1834	1535	227	39	33	1754	413	205	1762	1733	106	7	180	3721	1319	9713
98	1735	1344	316	52	23	1722	358	90	1660	1653	74	1	283	4202	1235	8134
99	744	586	138	4	16	693	339	162	724	715	91	4	108	3268	464	5165

¹For renter—occupied dwelling units and vacant nonseasonal not dilapidated units, for rent.²For owner—occupied dwelling units and vacant nonseasonal not dilapidated units, for sale only.

Table 3.—CHARACTERISTICS OF HOUSING FOR CENSUS TRACTS, BY BLOCKS: 1950

[Detailed statistics not shown for blocks containing fewer than 3 dwelling units, nor for dwelling units not allocated by blocks (designated by NR)]

Census tract	Block	All dwelling units by occupancy and tenure					All dwelling units by condition and plumbing facilities			Occupied dwelling units			Contract monthly rent ¹		Value ² of one-dwelling-unit structures			
		Total	Owner occupied	Renter occupied	Vacant non-seasonal not dilap., for rent or sale	Other vacant and non-resident	Number reporting	No private bath or dilap.	No running water or dilap.	Total	Persons per room	Occupied by non-white	Number reporting	Average monthly rent (dollars)	Number reporting	Average value (dollars)		
1	27	7	1	6					7	7	7	7	7	5	12.20			
	31	3	1	2					3	3	3	3	3	5				
	32	2																
2	7	1																
	8	1																
	11	9		9					8	8		9	6	2	40.00			
	16	7	1	6					7	5	5	7	7	2	26.40			
	20	4	1	3					4	2	1	4	4	1				
	23	6	1	5					6	6	1	6	6	5	14.80	1		
	24	1																
	25	1																
	28	26		20	6				26	26	21	20	20	1	4	25	22.56	
	31	1																
	33	26		21		5			26	26	26	21	21	3	1	17	13.11	
	34	9	2	7					9	8	6	9	9	9	7	27.85	1	
	36	24		15	3	6			24	21		15	15	9	17	43.35		
	37	21		21					16	15	2	21	21	1.6	19	35.00		
	38	59		59					52	52		59	59	3	59	23.98		
	40	1																
	41	24		23		1			20	20		23	23	10	23	10.17		
	45	12		12					7	7		12	12	4	12	27.75		
	46	2																
	47	1																
	48	6		5		1			6	6	6	5	5	1	5	17.80		
49	3		2					3	3	3	3	3		2				
52	1																	
53	1																	
3	1	4	1	3					4	4	4	4	4	3	8.66	1		
	2	3		3				3	2	3	3	3	2	3	16.33			
	3	3		3				3	3	3	3	3	2	3				
	11	1																
	12	3	2	1					2	2	5	3	2	1		5	3.820	
	13	3	7	2					8	7		9	7	1	1			
	14	1																
	15	1																
	16	1																
	17	26	6	20					20	19	18	26	21	3	17	17	11.11	
	19	3	1	2					2	2		3	2		1			
	21	53	20	29	2	2			48	35	13	49	46	2	4	27	21.74	
	22	5	2	2		1			5	4	2	4	4		1		2	2.900
	23	1																
	24	4	1	3					4	4	4	4	4	1	1	2		
	25	4	3	1					4	2	2	4	4	1	1	1		
	27	1																
	32	8	4	4					8	8		8	8	1	2	2		
	33	5		4	5				4	1	1	5	5	1	1	5	21.00	
	35	17	2	15					17	10	5	17	17	6	15	13.60		
	36	40	16	24					39	14		40	38	4	1	22	18.50	
	37	54	20	33	1				52	9	3	53	52	2	3	29	23.17	
	38	2																
	41	90	23	66	1				82	25	14	89	86	9	14	66	19.10	
	42	24		16					23	5		23	23			12	26.08	
	43	43	7	34	1	1			43	17	5	41	41	1	2	32	22.59	
	44	49	4	41	4				42	1	1	45	45	1	1	35	22.65	
	45	15	5	9					12	14		13	13	1	1	13	31.33	
	46	47	9	38	1				41	24	21	47	45	5	3	33	16.69	
	47	19	6	13					17	3		19	18		3	13	31.15	
	48	18	7	11					18	8		18	18	5	11	34.09	2	
49	24		17					23	4		24	23		16	25.00	1		
50	20	5	15					19	4	2	20	20	3	14	25.85			
51	38	10	28					38	2		38	37	3	28	39.94			
52	19	6	13					19			19	19		12	19.83	3		
53	11	3	8					11	4	3	11	11	1	8	14.50	1		
54	29	6	23					28	15	15	29	28		21	16.14			
55	27	4	21		2			25			25	25	1	15	31.00	1		
56	54	13	40		1			54	18		53	53	3	36	27.63	4		
57	41	10	31					37	13	7	41	41	8	29	23.82	6		
60	1																	
62	89	6	78	3	2			89	71	60	84	84	5	61	77	11.49		
63	14	1	12	1				13	1	1	13	13	1	12	23.33			
64	26	4	22					24	21	21	26	26	2	19	10.78	1		
65	6		6					6	6	6	6	6		6	20.33			
66	52	14	36					50	6	5	50	50	2	33	40.72	4		
67	2																	
4	4	14	11	3				14	12	4	14	14	1	3	23.33	11	2.372	
	5	4		4				4	2	1	4	4		4	23.25			
	6	2																
	7	2																
	9	12	10	2				12	11		12	12	1	1		10	1.400	

¹For renter - occupied dwelling units and vacant nonseasonal not dilapidated units, for rent.
²For owner - occupied dwelling units and vacant nonseasonal not dilapidated units, for sale only.

HOUSING—BLOCK STATISTICS

Table 3.—CHARACTERISTICS OF HOUSING FOR CENSUS TRACTS, BY BLOCKS: 1950—Con.

Census tract	Block	All dwelling units by occupancy and tenure					All dwelling units by condition and plumbing facilities			Occupied dwelling units			Contract monthly rent ¹		Value ² of one-dwelling-unit structures	
		Total	Owner occupied	Renter occupied	Vacant non-seasonal not dilap., for rent or sale	Other vacant and non-resident	Number reporting	No private bath or dilap.	No running water or dilap.	Total	Persons per room		Number reporting	Average monthly rent (dollars)	Number reporting	Average value (dollars)
											Number reporting	1.51 or more				
4	10	12	10	2		12	11	2	12	12	3			10	2,450	
	11	11	6	5		11	9	4	11	10	3		2 0.00	6	2,083	
	12	15	13	1	1	15	11	2	14	14	1			13	1,553	
	13	24	12	1		21	12	11	24	24	1	12	1 0.16	11	2,990	
	14	11	8	3		11	8	1	11	11	1	3	2 3.66	7	1,914	
	15	7	4	2		6	6		6	6	1	2		4	4,525	
	16	11	3	7		9	5		10	10		6	1 3.66	3	3,000	
	17	1														
	21	13	12	1		13	8		13	13		1		10	2,460	
	22	15	13	2		15	6	1	15	15		1		11	2,663	
	23	37	23	14		35	22	8	37	35	5	13	2 0.15	16	2,518	
	24	82	45	37		79	42	1	82	81	9	37	2 1.67	34	2,673	
	25	34	25	9		34	11	1	34	34	1	9	2 9.22	18	3,388	
	26	21	16	5		21	16	1	21	21	1	5	1 5.80			
	27	22	17	4	1	21	17	2	21	20		4	1 6.00			
	28	7	5	1	1	7	4		6	6	1	2				
	29	13	12	1		12	10	1	13	12	1			6	1,666	
	30	9	6	3		9	6	2	9	9	2			4	1,875	
	31	25	17	8		23	19	4	25	24	1	8	2 0.87	9	1,444	
	32	5	2	3		5	5	4	5	5	1	2		2		
	33	3	3			3	2	1	3	3	1			3	2,000	
	34	7	7			7	7	1	7	7	2					
	35	8	7	1		8	8	2	8	8	1	1		7	1,214	
	36	7	7	6		6	6		7	7	2	6	1 7.16			
	37	5	2	3		3	2		5	5	3	3	2 2.33			
	38	3	3	2		3	2	1	3	3	1	2				
	39	17	6	11		16	11	1	17	17	10	8	1 1.60	4	1,950	
	40	15	6	8		15	9	1	14	14	1	8	1 4.50	6	3,816	
	42	1				1			1	1						
	43	27	16	11		27	25	3	27	26	4	10	1 8.80	13	1,576	
	44	6	2	3		4	4	3	5	5		4	6 3.3	2		
	45	6	2	3		4	4	3	5	4	1	2	8 0.00	2		
	46	4	1	3		1	1	1	4	4	1	2		1		
	47	1														
	58	4		3		3	3		3	3		3	3 0.00			
	59	16	3	13		14	12		16	16	1	12	1 2.33	2		
	60	18	5	10	2	17	15		15	15		9	1 6.22	5	2,340	
	61	20	3	13	2	17	14	5	16	16	2	12	1 3.41	5	2,760	
	62	7	5	2		6	6		7	7	1	1		5	1,860	
	63	17	6	10	1	16	7	1	16	16	1	10	2 1.50			
	64	9	2	7		8	8		9	9	2	7	2 7.85			
	65	2				2			2	2						
	66	7	3	4		6	3	1	7	7	1	4	1 2.75			
	68	3	1	1	1	2	1		2	2		2				
	69	8	1	6	1	4	4		7	7	3	3	9 6.6	1		
	70	2				2			2	2						
5	2	19	3	15	1	14	14	13	18	13	3	12	1 7.08	1		
	7	2				2			2	2						
	8	5	4	1		5	4	1	5	5		1		4	2,125	
	9	14	5	9		13	12	11	14	13	3	5	1 8.00	5	2,680	
	10	5	1	4		5	5	4	5	5		4	1 1.50	1		
	12	1				1			1	1						
	15	2				2			2	2						
	16	6		6		6	6	6	6	6	3	2	1 1.60	5		
	19	22	11	11		21	12	5	22	22	1	10	1 2.70	9	2,922	
	24	1				1			1	1						
	28	21	20	1		21	2		21	21		1		19	6,052	
	31	2				2			2	2						
	32	9		9		9	9	6	9	9	3	5	1 9.40			
	35	35	24	11		35	19	9	35	34	3	10	3 2.90	19	2,747	
	36	3	2	1		3	3	3	3	3		1		1		
	37	15	3	11	1	15	7	6	14	14	3	10	3 7.00			
	38	8	2	6		8	8	8	8	8	1	6	2 1.16			
	39	7	2	5		7	7	5	7	7	1	4	2 5.00			
	40	14	7	7		14	14	14	14	13	2	5	1 3.00	3	3,333	
	41	1				1			1	1						
	43	2				2			2	2						
	44	2				2			2	2						
	45	16	11	5		16	13	13	16	16	1	5	2 9.00	9	7,777	
	46	8	1	7		8	6	6	8	7	1	6	3 4.00			
	47	1				1			1	1						
	48	12	5	6		12	10	4	11	11	2	6	1 0.83	3	2,733	
	49	26	19	7		24	18	12	26	26	8	6	2 2.00	17	2,164	
	50	26	23	3		26	9	5	26	26	1	3	2 8.33	20	3,775	
	51	19	17	2		17	4	1	19	19	1	2		16	3,106	
	52	22	18	4		22	9	2	22	22	1	3	2 6.66	17	4,729	
	53	35	26	8		35	10	2	34	34	3	6	3 5.00	22	4,331	
	54	17	14	3		17	5	1	17	17	2	2	5 5.84	13	5,584	
	55	38	22	15		38	18	8	37	36	1	13	2 0.53	12	3,158	
	56	3	3			3	3	1	3	3				2		
	57	3	3			3	3		3	3				3	3,833	
	58	10	6	4		10			10	10	1	3	2 9.00	5	4,600	
	59	15	10	5		14	2		15	15	1	4	3 2.00	9	4,222	
	60	20	15	5		19	2		20	18	4	4	4 1.75	11	5,000	
	61	6	5	1		6	1	1	6	6		1		5	3,920	

¹For renter - occupied dwelling units and vacant nonseasonal not dilapidated units, for rent.²For owner - occupied dwelling units and vacant nonseasonal not dilapidated units, for sale only.

Table 3.—CHARACTERISTICS OF HOUSING FOR CENSUS TRACTS, BY BLOCKS: 1950—Con.

Census tract	Block	All dwelling units by occupancy and tenure					All dwelling units by condition and plumbing facilities			Occupied dwelling units			Contract monthly rent ¹		Value ² of one-dwelling-unit structures		
		Total	Owner occupied	Renter occupied	Vacant non-seasonal not dilap., for rent or sale	Other vacant and non-resident	Number reporting	No private bath or dilap.	No running water or dilap.	Total	Persons per room		Occupied by non-white	Number reporting	Average monthly rent (dollars)	Number reporting	Average value (dollars)
											Number reporting	1.51 or more					
5	62	7	3	4		7	1		7	7			3	29.66	2		
	65	1															
	67	10	9	1		10	3		10	10			17	43.82	6	5.833	
	68	37	16	20		36	24	3	36	36	3		8	35.25	10	5.800	
	69	10	1	9		10	9		10	10			3	37.33	2		
	70	6	3	3		6	6		6	6	3		3	25.66	2		
	71	6	1	5		6	3		6	6	1				5	21.00	
	74	5				5	4		5	5			5	26.60	7	4.871	
	75	12	7	5		12			12	12			7	29.85	11	3.590	
	76	19	12	7		19	1		19	19					10	5.550	
	77	11	10	1		11	1		11	11			6	38.50	28	4.167	
	78	44	31	13		42			38	38	1		5	26.00	15	4.293	
	79	22	15	7		22	2		21	21			5	45.00	19	3.684	
	80	26	21	5		25	2		26	25			5	36.80	9	2.744	
	82	17	12	5		17	4	1	17	17							
	6	3	21	13	8		20	7		21	20	1		8	35.37	9	5.944
		4	6	4	2		6	2		6	6					4	3.750
		5	13	8	4		12	4		12	12			4	53.75	8	4.250
		6	19	12	7		19	4	1	19	19			6	38.16	8	4.687
		7	20	17	2		20	1		19	19	1		2		16	4.712
8		9	9			9			9	9					9	7.000	
9		6	5	1		6			6	6					5	6.600	
10		27	26	1		27			27	27			1		25	6.780	
11		34	29	5		33	1		34	34	1		5	43.60	27	5.518	
12		36	22	14		36	12		36	36			1	33.15	18	6.083	
13		30	26	3		30	3		29	29	2		3	39.33	23	5.308	
14		24	18	6		24	4		24	24	1		4	17.50	16	4.531	
15		14	12	2		13	1		14	14			1		10	4.300	
16		30	27	3		30	2		30	30	1		1		25	5.016	
17		24	21	3		24			24	24					21	6.057	
18		33	18	14		31	8	2	32	30	3		1		13	5.600	
19		47	29	17	1	45	10	2	46	46	3		1		19	5.642	
20		33	22	11		32	6		33	33			1		19	5.963	
21		14	11	3		13	2		14	14			1		10	5.080	
22		36	15	21		36	9		36	36	1		2		9	6.144	
23		44	36	8		42	4		44	44			8	29.62	33	6.178	
24		38	30	8		37			38	37			7	32.14	26	5.557	
25		39	27	12		38	10	1	39	39	4		1		23	6.478	
26		35	17	14	3	35	4	1	31	31	1		1		13	6.185	
27		22	16	6		22	7		22	22			1		4	6.666	
28		31	23	7		31	4		30	30	1		1		6	5.871	
29		41	28	13		41	6	4	41	41	1		1		12	5.518	
30		45	28	17		45	10	2	45	45	1		1		17	5.195	
31		68	21	45		67	8		66	66	1		9	17.28	13	5.500	
32		49	29	20		48	22	1	49	48			2		17	5.488	
33		62	29	29		61	20	1	58	58	3		2		28	5.857	
34		32	25	7		32	2		32	32			5		25	5.176	
35		39	28	11		37	3		39	39			1		22	5.168	
36		40	35	5		40	3		40	40			1		32	5.784	
37		50	32	18		44	1		50	50	1		5		29	5.258	
38		63	26	35		47	19		61	60	2		2		16	4.200	
39		43	23	20		42	7		43	43	3		1		19	5.157	
40		36	30	5		36	1		35	35	2		3		27	5.548	
41		46	14	32		46	2		46	42	6		1		14	6.357	
42		45	25	20		44	2		45	43	4		1		17	4.735	
43	36	31	4		36	5		35	33	1		2		20	5.125		
44	51	31	20		50	24	11	51	48	2		1		23	4.673		
45	25	22	3		25	6		25	23			5		19	4.210		
46	25	21	4		25			25	25			4		16	6.018		
47	31	23	8		31	1		31	31	1		3		19	8.289		
48	23	17	5		22	2		22	22			6		17	5.676		
49	38	27	10		37	7	1	37	37	1		1		24	5.520		
50	33	24	8		33	2		32	32			10		8	5.217		
51	12	10	2		12	2		12	12			2		17	5.333		
52	35	26	7		35	9	1	33	33			6		22	5.363		
53	49	31	18		47	20	3	49	49	3		1		21	5.604		
54	46	35	11		46	14		46	45	3		3		27	4.781		
55	32	26	6		31	10	10	32	30	3		5		22	4.368		
56	43	30	13		40	9	2	43	38			1		29	4.606		
57	46	32	13		46	15		45	45	2		3		23	3.795		
58	56	21	32		56	22	1	53	53	5		2		10	4.180		
59	49	22	17		47	18	1	49	47	1		4		21	4.895		
60	36	22	14		35	5		36	35			1		17	4.094		
61	25	15	10		25	15	5	25	23	1		9		12	4.916		
62	19	14	5		19	10	9	19	19	1		4		12	3.641		
7	2	33	31	1		33			32	31			1		31	5.454	
	3	41	33	7		40			40	39			7		30	5.466	
	4	28	21	7		28	2		28	28			7		18	6.135	
	5	19	16	2		19			18	17			2		16	1.422	
	6	42	25	17		42	1		42	41	1		16		21	6.522	
	7	17	16	1		17			17	17			1		16	5.062	
	8	5	5			5			5	5					5	10.200	
	9	19	15	4		19			19	19			4		13	8.384	
	10	26	19	7		26		3	26	26			5		17	8.294	
	11	21	17	4		20			21	21			4		17	8.441	

¹For renter-occupied dwelling units and vacant nonseasonal not dilapidated units, for rent.
²For owner-occupied dwelling units and vacant nonseasonal not dilapidated units, for sale only.

HOUSING—BLOCK STATISTICS

Table 3.—CHARACTERISTICS OF HOUSING FOR CENSUS TRACTS, BY BLOCKS: 1950—Con.

Census tract	Block	All dwelling units by occupancy and tenure					All dwelling units by condition and plumbing facilities			Occupied dwelling units			Contract monthly rent ¹		Value ² of one-dwelling-unit structures		
		Total	Owner occupied	Renter occupied	Vacant non-seasonal not dilap. for rent or sale	Other vacant and non-resident	Number reporting	No private bath or dilap.	No running water or dilap.	Total	Persons per room		Number reporting	Average monthly rent (dollars)	Number reporting	Average value (dollars)	
											Number reporting	1.51 or more					Occupied by non-white
7	12	34	31	3					34	34			3	65.33	27	10,444	
	13	40	30	10				40	40			10	57.00	26	11,346		
	14	41	35	6				40	41	1		6	47.33	32	6,750		
	15	33	28	5		1		32	32	2	1		4	48.25	27	6,148	
	16	35	19	16				35	31	1	1		15	60.93	15	6,433	
	17	44	30	14				40	41		2		11	32.54	25	5,844	
	18	45	28	17		1		45	42		2		16	32.37	22	6,181	
	19	31	28	3				30	28				3	26.66	27	5,118	
	20	7	24	5		1		7	7		3		5	35.47	18	6,166	
	21	20	18	2				20	19				1		17	4,941	
	22	33	16	17				32	7		1		17	34.94	13	7,807	
	23	23	22	1				34	1		1		3	46.00	31	8,129	
	24	23	25	3				27	10				5	43.93	25	10,480	
	25	22	21	1				27	7				5	48.15	12	12,833	
	26	7	18	5		1		70	5				5	48.15	15	8,133	
	27	42	25	17				41	19				16	47.81	17	9,235	
	28	37	33	4				36	11		1		13	38.61	18	10,055	
	29	34	17	17				34	4		2		13	40.06	12	11,750	
	30	22	19	3				22	2				9	41.11	16	7,718	
	32	28	10	18				22	1				9	43.55	14	6,357	
	33	12	14	4				18	6		1		3	49.33	11	5,363	
	34	16	14	2		1		15	1				1	51.50	11	5,681	
	35	17	12	5				17	1				1	43.40	10	6,500	
	36	43	33	10				40	3				6	49.50	27	7,759	
	37	25	18	7				25	2		2		7	46.57	11	8,363	
	38	32	34	16				46	11				8	41.25	16	10,656	
	39	44	33	11				46	3				14	41.00	20	8,425	
	40	31	22	9				31	2				2	33.63	29	9,448	
	41	29	25	4				29	6		4		11	37.40	20	8,425	
	43	37	12	25				37	4				2	33.63	24	9,729	
	44	44	16	28				43	1				1	37.40	28	5,361	
	45	44	11	33		1		43	1				15	41.45	26	6,069	
	46	47	11	36		2		43	1				11	34.73	18	5,944	
	47	48	11	37				44	1				13	34.00	13	5,492	
	48	48	14	34				44	1				13	41.15	12	5,554	
	49	50	18	32				46	2				13	26.38	25	5,224	
	50	50	20	30				46	2				13	24.15	13	5,793	
	51	11	22	1				11	1				20	22.17	2	9,225	
	52	40	22	18				40	1				1	37.58	21	8,476	
	8	3	33	31	1			33					1		31	9,703	
		4	18	18				18							18	10,583	
		5	47	37	10			47	6				10	44.10	30	9,833	
		6	20	20	3			22	4		1		3	34.33	18	9,162	
		7	25	25				28	1					3	49.33	23	8,652
		8	40	40	11			50	6					10	45.30	34	6,185
		9	29	29	6			35	7					6	46.00	27	6,181
		10	18	17	1			18						1	46.00	15	7,893
11		65	11	54		3		65	5				3	42.18	7	5,783	
12		22	9	13				21	5				10	43.70	4	7,875	
13		22	20	2		1		22	8				5	44.38	9	6,800	
14		22	17	5				21	3		1		3	30.00	14	6,321	
15		22	14	8				41	7				14	46.14	24	6,033	
16		44	37	7		1		44	7		1		7	43.28	26	5,412	
17		41	23	18				41	14				17	36.41	15	7,000	
18		53	27	26		2		52	5				26	41.07	20	7,275	
19		23	15	8				23	2				8	36.25	12	7,791	
20		56	21	35				55	7				34	43.32	18	7,166	
21		36	11	25				35	4				23	40.65	7	6,314	
22		86	51	34		1		85	23				34	39.11	39	6,315	
23		76	62	13		1		74	5				13	44.69	54	5,470	
24		50	30	20				50	16				29	45.75	11	8,924	
25		43	31	12		2		43	15				11	37.36	22	8,613	
26		42	28	14		1		42	13				14	41.71	22	8,022	
27		41	23	18				41	18				16	43.18	16	9,187	
28		41	23	18				41	18				16	43.18	16	9,187	
29		38	25	13		1		38	10				11	45.54	18	7,222	
30		36	29	7				36	2				6	46.00	22	7,977	
31		40	28	12				38	3				11	40.50	25	7,050	
32		53	26	27		2		53	26				23	47.17	13	8,061	
33		29	6	23				29	1				1	38.75	22	6,727	
34		35	7	28				35	3				6	36.16	22	5,500	
35		38	3	35		2		38	2				3	45.30	27	5,792	
36		28	5	23		1		28	1				6	47.50	19	6,283	
37		35	7	28				35	4		1		7	37.77	28	4,333	
38		36	29	7				35	3				7	41.44	24	4,333	
39		10	3	7				10	1				3	44.28	8	6,800	
40		16	6	10				15	2				5	40.60	9	5,216	
41		47	29	18				47	1		2		18	37.38	18	6,016	
42		31	11	20		1		31	6				9	40.44	15	7,233	
43		45	28	16		1		43	12		2		14	40.78	20	4,800	
44		48	30	18				48	18				18	35.05	18	4,921	
45		42	22	20		2		40	13				16	39.18	15	6,022	
46		42	20	22				39	18		14		2	30.18	16	5,764	
47		41	16	25				41	12				15	36.46	16	6,156	

¹For renter - occupied dwelling units and vacant nonseasonal not dilapidated units, for rent.
²For owner - occupied dwelling units and vacant nonseasonal not dilapidated units, for sale only.

Table 3.—CHARACTERISTICS OF HOUSING FOR CENSUS TRACTS, BY BLOCKS: 1950—Con.

Census tract	Block	All dwelling units by occupancy and tenure					All dwelling units by condition and plumbing facilities			Occupied dwelling units			Contract monthly rent ¹		Value ² of one-dwelling-unit structures	
		Total	Owner occupied	Renter occupied	Vacant non-seasonal not dilap., for rent or sale	Other vacant and non-resident	Number reporting	No private bath or dilap.	No running water or dilap.	Total	Persons per room	Occupied by non-white	Number reporting	Average monthly rent (dollars)	Number reporting	Average value (dollars)
										Number reporting	1.51 or more					
8	48	29	15	14		27	11		29	26			11	48.36	8	6,350
	49	36	18	17		36	9		33	33	2	17	41.70	13	5,361	
	50	56	28	28		55	20		56	56	1	24	30.37	16	6,237	
	51	31	28	3		31			31	31	3	3	35.00	27	6,562	
	52	39	30	9		39	6		39	39	3	9	41.44	26	4,726	
53	26	15	11		25			26	25	4	11	48.27	14	4,500		
9	3	24	19	5		23			24	24	1	5	52.60	17	10,952	
	4	7	2	5		7	5	5	7	7	1	5	35.20	1		
	5	1														
	6	9	5	4		9	4		9	9		4	31.25	2		
	7	10	6	4		10			10	10	3	3	61.33	5	1,310.00	
	8	27	17	10		25	9	3	27	27	5	10	36.20	13	11,546	
	9	23	16	7		22			23	23	1	6	39.16	14	7,964	
	10	31	14	17		31	7	1	31	31	1	17	43.64	7	9,257	
	11	6	4	2		6			6	6		2	2	2	2	
	12	13	6	7		11			13	13		7	41.42	3	11,000	
	15	85	15	70		81	3		85	81	1	2	67	46.44	5	13,200
	16	46	18	28	2	45	15		44	44		27	46.14	11	7,845	
	17	40	18	22		40	7		40	40	2	22	40.13	14	5,700	
	18	29	12	17		27	12		29	29	1	17	43.88	9	5,000	
	19	33	14	19		29	10		33	28	1	16	39.68	7	4,642	
	20	37	15	21		34	18		36	34	1	19	41.15	7	6,571	
	21	27	18	8		27	3		26	26	1	7	42.14	14	6,421	
	22	71	22	48	1	70	11		70	70	1	48	43.20	15	5,833	
	26	63	10	52	1	60	17	1	62	62	6	48	43.91	6	8,166	
	27	33	13	20		31	10		33	33		17	52.94	4	10,500	
	28	38	16	22		38	17	1	38	38	1	21	36.47	8	6,125	
	29	44	22	22		44	12		44	44	2	20	38.40	13	6,115	
	30	23	19	4		19	2		23	22	1	3	33.33	14	5,607	
	31	26	21	5		26	4	1	26	24		4	20.75	18	5,361	
	32	23	18	5		23	3		23	23	1	4	28.50	15	5,000	
	33	1														
	34	37	29	7		36	7	1	36	35	2	7	46.42	23	5,043	
	35	49	26	23		48	19		49	45	2	22	37.63	12	4,250	
	36	38	25	13		38	18		38	38	2	13	40.30	15	5,533	
	37	49	27	22		49	19		49	49	5	21	37.28	22	5,977	
	38	40	20	20		34	12		40	39	2	17	77.94	13	4,315	
	39	27	18	9		27	4		27	27	1	7	30.57	12	10,450	
	40	23	18	5		22	1		23	23	3	3	35.66	16	4,981	
	41	24	15	7		21	4	2	22	20	1	6	43.16	9	4,444	
	42	42	30	12		41	12		42	42	1	12	42.08	24	4,958	
	43	50	23	24	2	48	22	1	47	45	5	24	36.08	9	6,888	
	44	56	16	37	2	54	27	1	53	52	4	34	46.02	5	12,000	
45	42	8	34		41	17		42	42	4	34	43.29	2			
46	85	52	33		82	26		85	84	2	29	42.03	11	4,209		
47	79	3	76		78	7		79	78	3	75	55.54	1			
48	111	7	102	1	106	9		109	107	1	1	97	44.35	9	5,333	
49	71	24	47		68	32		71	68	7	43	38.13	14	5,535		
50	61	28	29	4	60	33	2	57	56	3	28	39.21	14	3,900		
51	56	20	35	1	56	31	1	55	55	1	34	34.29	8	6,666		
52	40	19	21		40	9		40	40	3	20	42.65	14	5,128		
53	49	24	25		48	11		49	47	3	22	34.50	12	6,125		
54	36	18	18		36	20		36	32	5	17	31.35	9	4,900		
55	10	5	5		8	2		10	10		4	36.25	5	4,440		
56	37	24	13		37	10		37	35	6	11	48.18	16	4,206		
57	23	11	12		20	4		23	22		9	44.11	5	4,600		
58	59	21	38		57	10	1	59	59	2	33	36.45	7	4,142		
59	50	19	31		50	17		50	50	4	26	34.92	11	5,727		
60	56	20	36		56	19		56	55	2	35	36.25	13	6,076		
10	10	2														
	13	9	7	2		9	9	9	9	9	1	9	2	7	1,714	
	14	3		3		3	3	3	3	3	2	3	6.66			
	17	15	8	7		15	2		15	15	1	7	44.00	5	7,700	
	18	12	2	10		12			12	12	1	9	33.55	1		
	19	9	5	4		9			9	9		3	40.00	3	6,666	
	20	40	10	30		39	11		40	40	4	28	33.82	3	3,666	
	21	52	13	37		50	34	9	50	50	10	35	30.57	10	3,000	
	22	29	14	14		27	4	1	28	28		14	36.07	6	4,250	
	23	24	11	13		24	10		24	24	1	13	38.23	3	4,000	
	26	18	8	10		18			18	18		9	39.88	7	4,571	
	27	32	13	19		32			32	32		16	37.12	5	5,000	
	28	23	10	13		23	2	1	23	23		10	29.10	5	3,900	
	29	25	11	14		25	5		25	25		12	36.25	4	5,000	
	30	28	10	14	2	23	3	3	24	24		9	37.77	7	5,428	
	31	4		4		4	4		4	4		3	25.00			
	33	5	3	2		5	5		5	5		2		2		
34	8	4	4		8	8		8	8	1	3	12.33	2			
35	5		5		4	4		5	5		5	11.60				
37	16	5	11		16	11		16	16	7	11	35.27	1			
38	42	3	37		41	38	2	40	40	18	36	28.97	2			
39	8	3	4	1	7			7	7	1	4	44.25				
40	55	20	31		50	4	3	51	50	3	27	32.40	7	2,785		

¹For renter-occupied dwelling units and vacant nonseasonal not dilapidated units, for rent.
²For owner-occupied dwelling units and vacant nonseasonal not dilapidated units, for sale only.

HOUSING—BLOCK STATISTICS

Table 3.—CHARACTERISTICS OF HOUSING FOR CENSUS TRACTS, BY BLOCKS: 1950—Con.

Census tract	Block	All dwelling units by occupancy and tenure					All dwelling units by condition and plumbing facilities			Occupied dwelling units			Contract monthly rent ¹		Value ² of one-dwelling-unit structures		
		Total	Owner occupied	Renter occupied	Vacant non-seasonal not dilap., for rent or sale	Other vacant and non-resident	Number reporting	No private bath or dilap.	No running water or dilap.	Total	Persons per room		Number reporting	Average monthly rent (dollars)	Number reporting	Average value (dollars)	
											Number reporting	1.51 or more					Occupied by non-white
10	41	78	30	46	1	1	77	4	5	76	76	1	42	343.0	7	4148	
	42	35	1	33		1	34	5	34	33	4	30	277.3				
	43	55	4	16			20	5	19	20	5	3	155		2		
	44	25		38	1		21	2	19	21	5	3	328	346.0	4	3750	
	45	23	14	10			20	1	7	21	19	6	328	349.6	4	5800	
	46	21	11	2			7		7	7	7	1	88	221.2	6	3000	
	47	39	5	14		1	38	5	3	38	38		14	367.8	4	4138	
	48	17	8	9			17	2	2	17	17	2	9	237.7	1	3166	
	49	15	9	6			15	2	2	15	15		5	310.0	6	4375	
	50																
	51																
	52	41	12	29			37	7	4	41	37	4	29	333.1	2		
	53	131	44	86		1	122	45	1	130	124	17	68	312.9	8	4525	
	54	28	12	15	1		28			27	27		15	293.3	9	3277	
	55	28	18	10			27	11		28	27	1	15	272.2	1	3563	
	56	17	10	7			16	2	2	17	16		5	250.0	5	2680	
	57	29	18	11			27	6		29	29	2	8	495.0	1	5212	
	58	53	10	42		1	53	6		52	52	2	41	407.3	8	5583	
	59	22	4	17		1	21	2	20	21	21	2	16	61.8	6		
	60	2															
	61	2															
	62	18		18			18	1		18	16	3	3	367.6	4		
	63																
	64																
	65	3	1	2			3			3	3		1				
	66	121	7	113	1		119	5		120	120	1	110	428.1	3	7166	
	67	98	4	93	1		92	3		97	92	4	84	441.1	1		
	68	57	18	39			56	6		57	56	2	34	339.7	8	4937	
	69	91	54	37			87	5	1	91	90	8	34	361.1	3	3448	
	70	69	18	50		1	65	9		68	66	6	35	338.4	7	3071	
	71	173	15	158			161	18	2	173	161	7	147	394.4	4	5875	
	72	107	50	56		1	103	17	1	106	103	7	49	445.7	16	4662	
	11	2	1														
		5	152	7	145		131	107	54	152	151	49	144	246.5			
		6	34	1	33		33	33		34	34	3	33	455.4			
12		100		100		79	71		100	100	28	98	478.1				
13		142	8	132	2	132	86	54	140	140	13	134	288.6				
14		49	2	47		16	15	3	49	49	10	47	268.7				
15		130	1	120	9	18	3		121	117	20	109	414.8				
16		240	9	224	6	239	203	21	233	230	58	229	366.5				
17		134	3	131		84	77	4	134	127	37	122	383.6				
18		30		30		18	16	3	30	29	8	30	236.6				
20		44	2	42		39	36	3	44	42	21	40	241.2				
21		107	3	102	1	85	84	4	105	99	40	98	253.7				
22		308	1	304	3	308	1	1	305	304	3	283	529.7				
23		57		50	5	56	50		50	48	23	47	348.7				
24		97	3	89	1	96	75		92	92	11	86	355.2		1		
25		129	8	115	6	128	115	92	123	122	26	111	276.0		1		
26		106	15	87	3	106	77	55	102	102	26	87	278.5		4		
27		36	1	33		36	32		34	34	2	35	237.7				
28		23		18		20	19	13	18	18	6	19	272.6				
29																	
30	25	8	16		1	25	21	21	24	24	5	14	292.8	3	10000		
31	93	7	81		5	93	92	87	88	88	25	81	316.7	1			
32	123	11	109		3	123	117	116	120	120	14	104	273.0	2			
33	199	12	181		4	195	54	54	193	190	14	177	349.8	1			
34	8	2	4		2	7	5		6	6		2	100				
35	120	5	113		2	120	81	69	118	118	20	109	288.0				
36	54	1	49		2	54	53	38	50	50	9	49	225.7				
12	1	1															
	2	9	4	5		4	2	1	9	4	2	3	433.3				
	5	1															
	13	5		5					5								
	17	3		3		3	3					1	3	350.0			
	23	5		5					5								
	25	1															
	26	1															
	28	2															
	29	15		9	6		15	14		9	9	1	15	138.0			
31	17	1	15		1	17	16		16	16	3	14	482.8				
32	59		57			58	36	2	59	58	18	56	375.1				
33	28	1	22	5		19	18		23	21	11	26	411.9				
34	12		10		2	11	11	11	10	10	5	9	473.2				
35	1	4	4			1											
36	13	2	13			10	5		13	13	1	12	240.8				
47	8		8			6	5		8	8	3	8	607.5				
48	15		10	5		13	12		10	9	4	14	267.1				
13	1	11	4	7		8	6	5	11	9	1	7	130.0	1			
	2	78	4	68		72	51	50	72	72	8	66	181.3	1			
	3	95	8	84	2	83	70	15	92	90	16	71	155.6	2			
	4	51	6	42	1	51	43	3	48	48	3	39	122.8	2			
	5	17	6	10	1	14	1		16	16	3	10	20.60	2			
	6	11		11		11	11	11	11	11	11	10	10.63	2			

¹For renter - occupied dwelling units and vacant nonseasonal not dilapidated units, for rent.
²For owner - occupied dwelling units and vacant nonseasonal not dilapidated units, for sale only.

Table 3.—CHARACTERISTICS OF HOUSING FOR CENSUS TRACTS, BY BLOCKS: 1950—Con.

Census tract	Block	All dwelling units by occupancy and tenure					All dwelling units by condition and plumbing facilities			Occupied dwelling units			Contract monthly rent ¹		Value ² of one-dwelling-unit structures			
		Total	Owner occupied	Renter occupied	Vacant non-seasonal not dilap., for rent or sale	Other vacant and non-resident	Number reporting	No private bath or dilap.	No running water or dilap.	Total	Persons per room		Occupied by non-white	Number reporting	Average monthly rent (dollars)	Number reporting	Average value (dollars)	
											Number reporting	1.51 or more						
13	8	8	1	7		8	8	8	8	8	4	2	7	2185				
	11	35	2	27	6	27	5	8	29	28			24	2837	1			
	13	11		10	1	11	10	8	10	10	1	8	19	2020				
	14	12	1	10		12	11		11	11			9	1510				
	16	14	8	5		10	10		13	10			5	3700				
	17	64	1	61	1	60	60	15	62	62	5	20	57	2114				
	18	124	2	116	1	66	79	25	118	111	12	114	118	1559				
	19	149	1	141	1	120	78	5	142	136	3	28	139	2934				
	20	75	3	65	6	75	61		68	68			71	2430	1			
	21	27	2	25		27	23	2	27	27			21	2590				
	22	30		26		30	30		26	26	3		24	3237				
	23	16	3	13		12	12	12	16	12	5	2	12	6275				
	24	1																
	25	110	4	94	9	107	55		98	96	11		100	2737				
	26	97	2	96		95	81		97	96	56		93	3780				
	27	104	1	102	1	100	81	1	104	104	14	49	101	2920				
	28	130	1	127	1	129	45	32	128	122	21	8	122	3129				
	29	5	3	2					5	5								
	30	74	5	69		71	10		74	73	1	10	54	4357				
	31	67	5	61	1	66	60	25	66	64	20		56	2587	1			
	32	72	2	70		62	19		72	71		28	7					
	33	321	2	297	21	321	58	15	299	297	22	7	311	5591				
	34	181	2	133	28	19	102	40	134	125	50	4	118	6361				
	35	132	2	125	4	128	1		127	126	3	1	124	6512				
	36	39		37		39	39	39	37	37			37	7800				
	14	1	82	1	80		78	78	3	81	78	22	20	71	2132			
		2	122	11	109		118	76	33	120	119	15	84	103	2688	5	3200	
		3	44	1	42	1	37	26		43	41	4	17	41	2685			
		4	62		59	1	57	23	12	59	59	11	10	58	2637			
		5	124	2	120		120	74	29	122	120	21		121	3911			
		6	86	4	77		84	47	32	81	80	36		75	5728			
		7	47	2	35		24			37	22	11		35	9700			
		9	2															
		10	29		29		29	26	26	29	29	6		29	2827			
		11	17		17		17	14	5	17	17		1	16	4818			
		12	34		34		32	14	4	34	34	5		31	3787			
13		96	4	91		82	73	19	95	89	22	5	80	2061	3	6833		
14		126	4	122		121	71	1	126	119	28	38	112	3956				
15		76	6	69	1	73	67	14	75	74	20		74	3120	1			
16		114	5	106	1	97	76	26	111	109	21	21	95	3054				
17		56	3	53		55	38	2	56	56	8	3	51	2854				
18		83	4	66	3	81	68	2	70	70	20		68	3519	2			
19		82	1	80		70	63	41	81	80	25		77	2877				
20		45	2	41		41	41	17	43	41	16		37	3951				
23		15		15		15	15	15	15	15	8		12	2483				
24		39		32		33	33	29	37	36	7		28	2678				
25		82	5	77		79	71	65	82	82	12	13	76	3107				
26		46	5	41		45	23	3	46	45	18		40	2865				
27		98	12	85	1	95	77	26	97	97	18	63	84	2740	1	2600		
28		56	5	49		53	47	45	54	47	18	26	44	2777	3	2600		
29		69	14	55		60	42	10	69	61	11	48	45	2857	4	5000		
15		1	24	4	19		21	2	23	20			17	3623				
		2	35	3	32		34	5	35	34			28	5242				
		3	1															
	4	14		14		14			14	14		2	12	3250				
	5	145	20	123	2	144	8	2	143	143	27	2	119	3167	8	3437		
	6	98	7	91		95	37	14	98	96	15	16	89	1966	1			
	7	84	8	72		81	66		80	79	31	1	72	2793	2			
	8	84	4	78	2	80	59	20	82	82	16		77	2938				
	9	44	4	35		41	6	6	39	39			33	3930				
	10	58	7	44		58	14		51	51	3		42	2607	2			
	11	8	3	5		6	2		8	8			5	4340				
	12	84		84		84	1		84	82	1	2	81	4264				
	13	18		17	1	18	4		17	17			17	3176				
	14	40	3	34	2	38	21	2	37	37	5		32	2890				
	15	116	9	105	1	111	91	79	114	110	10		101	3073				
	16	21	1	14	1	21	18		15	15	3		11	1927	1			
	17	39		39	5	39	19		39	39	3		37	2456				
	18	34		34		34	10		34	34	1		33	3515				
	19	92	7	83	2	87	40	4	90	87	10		81	2883	1			
	20	140	8	129	3	139	84	29	137	132	8		128	3271	1			
	21	111	7	102	2	108	75	4	109	105	11		98	3773				
	22	141	3	134	1	139	95	18	137	136	15		127	3425	1			
	23	87	4	77	3	82	70	1	81	79	33	1	75	3318	2			
	24	113	5	104	4	111	108		109	108	34		99	3712				
	25	87	2	83	2	80	56	1	85	84	25		75	3548	1			
	26	141	2	136	1	105	43	6	138	119	4	17	110	3421				
	28	64	5	58		61	40	1	63	63	4	15	58	3277	1			
	29	31	7	22		27	17	12	29	25	1	18	20	1600	5	3900		
	30	21	10	11		20	9	1	21	20	1	19	10	2450	8	3437		

¹For renter - occupied dwelling units and vacant nonseasonal not dilapidated units, for rent.
²For owner - occupied dwelling units and vacant nonseasonal not dilapidated units, for sale only.

HOUSING—BLOCK STATISTICS

Table 3.—CHARACTERISTICS OF HOUSING FOR CENSUS TRACTS, BY BLOCKS: 1950—Con.

Census tract	Block	All dwelling units by occupancy and tenure					All dwelling units by condition and plumbing facilities			Occupied dwelling units			Contract monthly rent ¹		Value ² of one-dwelling-unit structures		
		Total	Owner occupied	Renter occupied	Vacant non-seasonal not dilap., for rent or sale	Other vacant and non-resident	Number reporting	No private bath or dilap.	No running water or dilap.	Total	Persons per room		Number reporting	Average monthly rent (dollars)	Number reporting	Average value (dollars)	
											Number reporting	1.51 or more					Occupied by non-white
16	1	70	10	60													
	2	97	3	93		1			66	14	20	70	70	58	2624	2	
	3	161	17	139	5				95	26	10	96	92	126	1771	2	
	4	53	4	43	2				128	22	1	138	126	44	2805	6	
	5	81	13	63		4			53	23		26	44	63	3618	11	
	6	39	15	23		1			80	39		36	20	77	3055	1	
	7	94	11	82	1				39	16		27	20	77	3056	1	
	8	57	3	54					56	6		3	53	3077	1		
	9	214	2	212					196	9		3	204	3770	2		
	10	92	7	82	3				87	32		66	83	3019	2		
	11	32		32					32			32	32	4296			
	12	15	10	5					14			15	5	4120	9		
	13	177	4	173					167	76	20	177	165	3249	3		
	14	43	7	36					33	17	13	43	31	2741	3		
	15	30	1	27		2			29	14		28	27	2366	1		
	16	44	4	40					40	28		44	43	1808	1		
	17	57	20	35		1			25	9	5	55	16	2900	4		
	18	19	5	14					15	9	2	19	13	1892	4		
	19	85	13	71		1			48	25	1	84	42	2957	7		
	20	92	3	88		1			85	37	8	91	82	2757	2		
	21	36	3	33					33	31	31	36	32	1146	2		
	22	41	7	34					41	24	6	41	32	2634	2		
	23	54	7	45		2			53	23	2	52	47	3212	1		
	24	66	4	61					55	43	19	65	56	2841	2		
	25	154	14	136		4			136	29	150	149	108	2786	4		
	26	63	10	52		1			62	49	10	62	51	2309	4		
	27	22	4	17					22	9	7	21	19	1600	2		
	28	85	13	69		3			84	74	27	82	61	2892	10		
	29	118	10	106		2			104	62	41	110	81	3187	5		
	30	93	15	78					79	68	57	93	76	3005	9		
	31	45	23	19		2			37	13	6	42	21	3395	12		
	32	52	7	45		1			7	5	4	52	45	2400	2		
	17	1	52	5	47				52	23	1	52	51	3	45	3926	
		2	74	6	68				61	22	3	74	74	10	59	3213	
		3	129	28	100		1		122	52	9	128	125	21	91	2773	8
		4	49	7	40		1		49	25	10	47	47	11	39	3717	
		5	149	11	135		2		140	36	4	146	143	11	129	3448	
		6	84	22	61				82	34		83	75	6	54	3083	
		7	140	6	130		1		134	52	9	136	134	29	114	2731	1
		8	31	6	23		2		31	14		29	29	6	23	2708	4
9		27	14	13				26	9	5	27	27	1	13	2861	2	
10		60	18	41		1		59	39	13	59	59	12	35	3300	6	
11		47	11	35				47	26	2	46	46	7	29	3375	5	
12		72	13	58		1		63	40	11	71	68	9	55	3109	1	
13		19	8	11				17	3		19	18	3	11	2618	3	
14		18	11	7				17	10	1	18	18	4	7	3685	2	
15		46	10	36				43	24	1	46	46	4	21	2752	1	
16		51	13	38				43	17	7	51	46	7	23	2700		
17		81	14	62				80	42	27	76	75	15	55	2403	4	
18		65	19	45		1		61	15		64	63	5	46	1995	7	
19		47	18	29				45	23	19	47	46	4	47	2258	12	
20		79	21	58		1		76	54	22	79	79	8	79	2083	15	
21		34	9	25				20	14	5	34	29	1	34	2956	5	
22		48	11	36		1		33	11	6	47	41	4	41	2722	3	
23		45	3	40		1		38	32	21	43	39	10	38	1615		
24		55	9	45		1		46	28	12	54	51	2	40	3307	1	
25		34	14	20				28	7	4	34	33	4	13	2930	8	
26		55	15	39				50	14	4	54	52	3	19	2758	5	
27		68	10	57		1		51	26	9	67	62	8	67	2967		
28		39	4	34		1		36	16	4	38	37	1	38	3196		
29		34	6	28				27	10	10	34	32	5	32	3011	1	
30		131	20	111				106	38	35	131	130	9	130	2446	11	
31		37	5	24				33	16	15	39	29	2	29	1552	3	
32		32	9	23				31	4	2	32	32	2	32	2245	8	
33		86	7	79				81	28	15	86	85	5	83	1520	4	
34		49	13	36				46	33		49	46	1	49	2515	2	
35		12	2	10				8	1	1	12	10	1	12	2577		
36		27	3	24				22	17	4	27	27	6	27	2708		
37		17	4	13				15	8		17	17	1	17	3307		
38		22	4	18				18	8	3	22	22	2	22	3135		
39		29	6	21				26	10		27	23	1	14	3061	1	
40		77	21	54		2		53	21	2	75	60	12	64	2831	3	
18	1	23	7	15			20	13	9	22	21	2	14	2192			
	2	53	19	32		2	50	15		51	49	1	32	2793			
	3	97	34	61			90	16	1	95	91		55	3476			
	4	64	9	54		1	62	6		63	63	1	49	3208			
	5	41	15	25		1	40	23		40	37	4	26	3384	5		
	6	54	5	48			50	21		53	48	2	43	3432	2		
	7	74	20	52		1	74	49	12	72	70	11	52	3465	10		
	8	47	23	23		1	45	19		46	45	2	23	4030	14		
	9	17	9	8			17	7		17	16		7	2871			

¹For renter - occupied dwelling units and vacant nonseasonal not dilapidated units, for rent.
²For owner - occupied dwelling units and vacant nonseasonal not dilapidated units, for sale only.

Table 3.—CHARACTERISTICS OF HOUSING FOR CENSUS TRACTS, BY BLOCKS: 1950—Con.

Census tract	Block	All dwelling units by occupancy and tenure					All dwelling units by condition and plumbing facilities			Occupied dwelling units			Contract monthly rent ¹		Value ² of one-dwelling-unit structures			
		Total	Owner occupied	Renter occupied	Vacant non-seasonal not dilap., for rent or sale	Other vacant and non-resident	Number reporting	No private bath or dilap.	No running water or dilap.	Total	Persons per room		Occupied by non-whites	Number reporting	Average monthly rent (dollars)	Number reporting	Average value (dollars)	
											Number reporting	1.51 or more						
18	10	45	14	30		1	43	6	1	44	42	4		27	36.55			
	11	52	34	17		1	51	8		51	50			15	38.93			
	12	36	25	10			35	6		35	32	1		10	35.50	23	5,456	
	13	77	35	34		1	71	7		69	67	1	1	33	42.93	28	5,614	
	14	69	18	50		2	67	16		68	67	3		50	41.16	4	5,000	
	15	48	17	31		1	48	25		48	48	6		29	38.48	6	5,250	
	16	69	24	44			69	35	2	68	67	4		44	38.78	16	5,700	
	17	99	35	62		2	94	33	2	97	95	3		57	38.01	14	4,821	
	18	62	34	28			61	9	2	62	61	1		26	42.42	28	5,382	
	20	54	26	28			53	11		54	52			25	34.44	15	6,466	
	21	98	15	81		2	97	36	1	96	95	11		77	38.08	6	3,583	
	22	48	13	34			44	1		47	47	1		32	41.31	4	5,875	
	23	54	17	36		1	52	11		53	51	4		35	42.62	13	5,884	
	24	19	16	3			19	1		19	19			3	54.00	15	6,033	
	25	43	16	26		1	43	1		42	42			26	60.19	16	5,500	
	26	93	33	56		3	93	50		89	89	3		57	36.52	14	6,450	
	27	106	17	85		2	104	47	4	102	102	13		84	40.17	4	5,875	
	28	87	15	72			86	32	1	87	82	3		72	40.33	1		
	29	112	8	99		2	110	56	2	107	104	8	1	93	35.08			
	30	33	9	23		1	33	8		32	32	3		24	41.00	4	3,375	
	31	22	15	7			22	5		22	22			7	56.85	9	5,533	
	32	96	9	85		1	96	48	1	94	94	13		84	37.15	3	2,500	
	33	88	21	64		2	87	27		85	84	8		65	39.47	11	3,381	
	34	45	28	16		1	45	18	1	44	44	1		17	35.47	20	5,050	
	35	54	15	39			54	29		54	54	4		39	38.38	4	4,450	
	36	123	12	109		1	118	32	3	121	119	11	3	105	37.20	3	4,666	
	37	83	21	59		3	83	36		80	79	1		61	46.95	6	4,166	
	38	38	14	24			38	23	2	38	38	7		23	36.17	3	5,166	
	39	57	15	42			57	45		57	57	5		41	33.78	4	6,875	
	40	49	16	33			49	34		49	49	4		33	36.12	7	6,714	
	41	28	22	6			28	11		28	28	2		6	42.50	17	4,829	
	42	36	15	21			36	19	11	36	36	8		20	30.15	10	5,450	
	43	70	15	54			70	28		69	69	5		52	36.59	3	6,500	
	44	72	14	57		1	71	49	1	71	70	10		56	35.69	4	6,625	
	45	14	1	12		1	14	14		13	13			12	40.25			
	46	72	22	47		1	69	25	1	69	67	9		44	35.31	9	6,055	
	47	40	17	22		1	40	12		39	39	4		16	35.12	3	4,666	
	48	70	13	57			68	22	9	70	68	3		53	34.33	5	5,100	
	49	23	10	12		1	23	23		22	22	11	2	12	37.83	3	4,333	
	50	29	8	20		1	29	11		28	28			20	29.90	1		
	51	41	8	32			40	19		41	40	6		29	27.24	3		
	52	48	22	26			45	24	2	48	46	2		25	37.00	11	5,272	
	53	82	22	60			72	60	2	82	82	14		58	33.39	5	5,700	
	54	21	2	19			21	2		21	21			18	38.88			
	55	33	11	22			29	15	8	33	33	4	1	20	26.40	5	2,900	
	56	35		35			33			35	35		1	35	37.25			
	19	2	22	14	7		1	22		21	21			7	94.00	13	7,876	
		3	19	16	3			17	1	19	18			3	51.00	16	8,043	
		4	30	20	10			30	9	30	30			10	48.10	12	3,825	
		6	28	18	10			23	5	28	27			18	39.05	7	10,357	
		7	43	15	27		1	41	21	1	42	40	2		26	29.73	6	4,166
		8	31	12	19			28	3	1	31	30	1		19	29.42	7	5,357
		9	49	30	19			43	25	9	49	47	3		19	40.21	19	4,921
		10	59	18	41			58	25		59	57	1		38	33.84	8	4,250
		11	86	26	55		3	84	41		81	81	6		56	37.22	16	3,762
		12	45	26	19		2	44	17		45	43	5		18	30.38	19	3,947
13		30	16	14			29	13	1	30	29	2		14	29.14	13	3,507	
14		17	13	3		1	17	2		16	16	2		2		11	4,190	
15		20	16	4			20	4		20	20	1		4	37.50	13	4,653	
17		10	9	1			10	10		10	10			1		9	4,633	
18		32	28	4			30	4		32	32	2		3	20.00	27	4,822	
19		55	16	39			52	31		55	50	3		37	21.64	9	4,088	
20		31	11	20			29	11	3	31	29	3		20	39.45	5	4,700	
21		31	18	12		1	30	12	1	30	28	5		12	37.50	12	4,833	
22		36	30	6			36	3		36	36			5	77.20	28	5,307	
23		44	30	14			42	12	2	44	44			14	41.14	25	6,484	
24		79	26	50		3	78	3	1	76	75	1	3	46	47.15	20	6,400	
25		47	30	17			44	12		47	47	2		16	39.06	20	5,775	
26		44	31	13			43	8		44	44	3		12	41.08	26	4,507	
27		48	32	16			45	3	1	48	48	1		16	29.18	22	7,340	
28		40	32	8			40	6	1	40	38	1		8	42.87	28	4,571	
29		26	19	7			26	9		26	26			6	27.66	12	5,166	
30		34	20	14			34	7		34	34			13	31.84	13	4,230	
31		24	16	8			24	5		24	24	2		8	24.50	11	4,090	
32		48	25	21		2	46	16		46	46	1		21	30.90	19	4,000	
33		8	6			2	8			6	6			6		6	4,650	
34		44	18	26			44	17		44	44	2		25	32.28	11	4,227	
35		50	16	34			50	25		50	50	2		32	36.53	6	6,416	
36		12	9	3			12	1		12	12			3	42.00	8	4,250	
37		10	8	2			10	10		10	10			2		8	4,312	
38		32	16	14		1	32	11		30	30	1		12	38.33	13	5,315	
39		10	7	3			10	1		10	10			2		6	5,000	
40		23	17	6			23	2		23	23			6	42.50	13	5,576	
41		43	28	15			43	11		43	43			11	20.81	24	5,875	

¹For renter - occupied dwelling units and vacant nonseasonal not dilapidated units, for rent.

²For owner - occupied dwelling units and vacant nonseasonal not dilapidated units, for sale only.

HOUSING—BLOCK STATISTICS

Table 3.—CHARACTERISTICS OF HOUSING FOR CENSUS TRACTS, BY BLOCKS: 1950—Con.

Census tract	Block	All dwelling units by occupancy and tenure					All dwelling units by condition and plumbing facilities			Occupied dwelling units			Contract monthly rent ¹		Value of one-dwelling-unit structures	
		Total	Owner occupied	Renter occupied	Vacant non-seasonal not dilap., for rent or sale	Other vacant and non-resident	Number reporting	No private bath or dilap.	No running water or dilap.	Total	Persons per room		Number reporting	Average monthly rent (dollars)	Number reporting	Average value (dollars)
											Number reporting	1.51 or more				
19	42	34	20	14		32	10	2	34	32	3	12	41.75	10	4820	
	43	23	9	14		23	10		23	23	1	13	27.92	5	3540	
	44	104	21	83		104	4		104	103	2	81	39.00	17	4000	
	45	48	31	16		47	8		47	47	2	14	37.21	23	4217	
	46	38	21	17		36	10	3	38	38	2	16	40.81	17	6111	
	47	31	18	12	1	30	5	1	30	29		9	32.77	15	3960	
	48	14	7	7		14			14	14		7	29.42	5	6200	
	50	32	19	13		32	10	1	32	32	4	13	40.15	14	4814	
	52	2														
	55	6	1	5		6	2		6	6		5	38.20	1		
	56	28	14	14		28	8		28	28		10	33.30	9	3955	
	57	44	24	20		44	16		44	44	3	20	35.30	16	3993	
	58	30	17	13		30	11	1	30	29	1	12	33.41	14	3714	
	59	39	22	17		39	15	1	39	39	2	15	38.93	17	4876	
	60	21	10	11		20	12	3	21	21	6	11	20.90	7	2871	
	61	7	6	1		7			7	7		1		5	4060	
	62	7	6	1		7			7	7		1		5	5260	
	63	28	16	11	1	28			27	27		9	37.11	11	4409	
	64	8	4	4		8			8	8		3	37.66	4	4125	
	65	43	19	24		43	1	1	43	43	2	23	35.39	16	5250	
	66	30	16	14		27	11	2	30	30	8	11	36.09	10	3370	
	67	19	13	6		18	4		19	19	2	6	33.00	8	4950	
	68	9	5	4		9	3	2	9	9		2		5	2900	
	71	1														
	72	80		73	2	78	8		73	73		74	70.55			
	73	36	14	11		35	9		25	25	1	11	56.36	11	5936	
	74	9	9			9	1		9	9	1	4		9	4355	
	75	32	22	10		32	12		32	32	4	9	31.55	19	4042	
	76	24	16	8		24	10	2	24	24	2	5	23.60	12	3483	
	20	1	22	10	11	1	22	9	3	21	21	1	10	27.50	8	7187
		5	2	5		5			5	5		5	8.80	2		
		6	7	3	2		7	4	1	6	6	1	27	25.59	35	2494
		7	17	8	8		17	4		17	16		8	18.75	6	5416
		8	20	8	12		15			20	16	1	9	35.77	6	6166
		9	14	11	3		14			14	13		3	29.33	11	5500
10		26	11	15		26	7		26	26	1	14	42.85	9	4555	
11		25	15	9	1	23	14	3	24	23	1	10	41.90	9	5055	
12		2														
13		8	6	4		8	4	1	8	8	2	6	17.16	4	4125	
14		12	14	6		12	1	1	12	12	1	4	20.00	5	4200	
15		14	14	6		14	1	6	14	12				14	4564	
16		18	18	8		18	8	5	18	18	1	6	27.66	11	5081	
17		13	8	5		13	5	5	13	13	1	5	43.00	7	4800	
18		19	16	3		19	6		19	18		3	32.66	13	5023	
19		26	19	7		26	2		26	26	1	7	32.14	15	5573	
20		18	2	2		18	3	1	18	17		1		15	5300	
21		2														
22		2														
23		22	11	10		21	19	13	21	20	5	8	18.50	9	2584	
24		3				3			3	3		2	17.40	2		
25		17	13	5		17	2		17	16	2	5	17.40	2		
26		13	5	8		13	1		13	12	1	4	52.50	14	5021	
27		12				12			12	12				10	6150	
28		12				12			12	12				10	5670	
29		11	1			11	9		11	12				11	5454	
30		7				7			7	8				9	4111	
31		18	1	1		18	1	1	18	18		1		7	4542	
32		21	14	4		21	4	1	21	18		4	37.00	11	4814	
33		23	17	4	1	23	5	2	23	21	1	4	36.50	14	5464	
34		5	5			5	1	1	5	5		5	50.80	14	4357	
35		3				3			3	3				4	4750	
36		33	24	9		31	6	1	33	33		7	33.85	20	5060	
37		21	16	5		21	4		21	21		5	38.40	13	4153	
38		32	26	6		32	10	1	32	32	2	6	38.83	19	4442	
39	14	9	5		14	2	1	14	14		5	33.00	5	4340		
40	20	15	5		20	2		20	20		4	40.00	13	5346		
41	38	22	16		37	2		38	38	2	20	42.50	12	5041		
42	23	19	4		23	17	2	23	23	10	20	39.50	9	3522		
43	22	11	11		22	10	2	22	23		8		7	3100		
45	2				2	15	4	2	2		2	13.57	11			
47	20	16	3	1	19	2		19	15		3	29.33	15	4746		
48	14	9	5		14	1		14	14		5	31.60	6	5750		
49	29	22	7		28	5		29	29		3	26.66	25	5580		
50	25	14	11		25	5		25	25		11	29.72	10	4600		
51	31	22	9		31	1	1	31	31		5	42.80	22	4940		
52	19	13	6		19	5		19	19		5	37.00	11	4314		
53	37	23	14		37	1	1	37	37	1	1	27.80	27	3829		
54	36	23	13		36	3		36	35		2		11	4419		
55	13	11	2		13	3		13	13		1		2	5384		
56	24	19	5		24	3		24	24		5	31.00	17	4970		
57	19	9	10		18	4	1	19	18	3	9	39.00	7	3642		
58	27	15	12		27	11		27	26	1	12	39.91	13	5279		
59	12	9	3		12	2	1	12	12		3	40.00	9	5333		
60	8	4	4		8			8	8		4	37.25	3	4500		
61	27	20	7		26	2		26	26		3	38.50	13	4704		
62	23	20	3		23	3		23	23	2	3	47.66	17	6223		

¹For renter-occupied dwelling units and vacant nonseasonal not dilapidated units, for rent.
²For owner-occupied dwelling units and vacant nonseasonal not dilapidated units, for sale only.

Table 3.—CHARACTERISTICS OF HOUSING FOR CENSUS TRACTS, BY BLOCKS: 1950—Con.

Census tract	Block	All dwelling units by occupancy and tenure					All dwelling units by condition and plumbing facilities			Occupied dwelling units			Contract monthly rent ¹		Value ² of one-dwelling-unit structures		
		Total	Owner occupied	Renter occupied	Vacant non-seasonal not dilap., for rent or sale	Other vacant and non-resident	Number reporting	No private bath or dilap.	No running water or dilap.	Total	Persons per room		Occupied by non-white	Number reporting	Average monthly rent (dollars)	Number reporting	Average value (dollars)
											Number reporting	1.51 or more					
20	63	49	41	8		48	5	1	49	48	1		7	47.14	36	6,291	
21	1	14	5	7		12	12	9	12	12	9		7	17.85			
	3	5	5			5	4	3	5	5	2				4	825	
	5	11	8	2		11	11	2	10	10	2		2		6	1,716	
	6	9	6	3		9	4	3	9	9	2		2		5	2,260	
	7	41	21	20		40	8	2	41	41	2		14	34.42	17	4,000	
	8	36	23	13		36	12	2	36	36	4		13	32.30	16	5,218	
	9	36	21	15		36	23	6	36	36	3		13	35.46	14	4,621	
	10	21	19	2		21	9	2	21	21	2		1		19	5,531	
	11	20	12	8		20	9	2	20	20	2		8	54.37	10	5,900	
	12	26	14	11		25	7	2	25	24	1		10	41.90	9	7,977	
	13	19	5	14		19	15	13	19	19	7		12	28.33	3	8,000	
	14	28	21	7		28	9	2	28	28	1		7	34.28	17	6,529	
	15	38	23	13	1	37	12	2	36	36	1		13	32.84	24	4,619	
	16	38	27	11	1	38	10	2	38	38	2		10	32.20	21	4,558	
	17	42	29	13		42	9	2	42	42	1		13	31.00	27	4,833	
	18	29	17	12		28	10	2	29	29	3		8	30.87	14	4,607	
	19	9	6	3		8	4	1	9	9			3	15.00	6	2,683	
	20	2	2			2			2	2							
	21	2	2			2			2	2							
	22	14	6	8		13	13	6	14	13	2		7	22.42			
	23	55	35	19	1	55	26	14	54	54	6		17	36.05	26	4,096	
	24	35	16	19		35	19	1	35	35	3		17	43.52	12	4,833	
	25	31	21	10		29	6	3	31	29	2		17	29.00	17	4,676	
	26	27	23	4		25	6	3	27	27	1		3	25.33	20	4,680	
	27	31	24	7		30	2		31	31			3	40.66	18	6,238	
	28	25	20	5		25	4		25	24			5	50.00	13	7,653	
	29	11	8	3		11	2		11	11	2		2		7	8,142	
	30	22	15	7		22	8	2	22	22			6	27.83	12	6,275	
	31	32	20	11	1	32	7	1	31	31	3		10	33.10	16	5,125	
	32	33	16	17		33	10	3	33	33			16	33.75	11	4,136	
	33	26	9	16	1	26	10	2	25	25	3		16	34.25	4	4,875	
	34	11	2	9		11	9	7	11	11	4		7	34.42	1		
	35	7	4	3		7	7	4	7	7	1		3	9.33	2		
	36	5	1	4		5	5	5	5	5	2		4	13.75			
	37	3	2	1		3	1	9	3	3			1		3		
	38	11	3	7		11	10	9	10	10	1		6	9.83	3	1,866	
	39	1				1			1	1							
	40	4	3	3		4	4	2	4	4			3	33.33	1		
	41	4	1	3		4	4		4	4							
	42	1				1			1	1							
	43	3	3			3	3		3	3							
	44	3	6	15	1	21	14	5	21	21	3		16	33.68	2	5,000	
	45	2				2			2	2							
	46	2				2			2	2							
	47	3				3			3	3							
	48	2				2			2	2							
	49	17	11	6		14	2	1	17	16	2		6	33.66	5	3,880	
	50	6	4	19		6	2	2	6	6	3		19	66.57	40	6,302	
	51	2	1	10		2	7		2	2							
	52	3	1	19		3	16	2	3	3							
	53	3	2	5		3	2	1	3	3							
	54	3	2	1		3	2		3	3							
	55	2	2	8		2	4	1	2	2							
	56	2	2	2		2	5		2	2							
	57	1	4	9		1	10		1	1							
	58	2	4	9		2	7		2	2							
	59	2	12	8		2	9		2	2							
	60	3	3			3	1	1	3	3							
	61	1	4	4	1	1	5	2	1	1							
	62	4	1	3		4	3	3	4	4							
	63	4	1	2		4	3	3	4	4							
	64	1	1			1	1	2	1	1							
	65	1	2	3		1	4	4	1	1							
	66	1	2	3		1	4	4	1	1							
	67	1	2	3		1	4	4	1	1							
	68	1	2	3		1	4	4	1	1							
	69	3	3	9		3	3	10	3	3							
	70	5	3	17	1	5	17	3	5	5							
	71	18	13	5		18	3	1	18	18							
	72	16	13	3		16	5	1	16	16							
	73	10	10			10			10	10							
	74	14	9	4	1	13	3		13	13							
	75	58	44	13	1	56	13		57	57							
	76	31	24	7		29	6		31	31							
	77	25	22	3		25	2		25	25							
	78	18	17	1		18	4	1	18	18							
	79	31	22	3		31	7	2	31	31							
	80	18	13	4	1	17	4	2	17	17							
	81	16	12	4		15	1	1	16	15							
	82	4	3	1		4	4	1	4	4							
	83	5	3	2		4	4	1	5	4							
	84	2				2			2	2							
	85	3	3			3			3	3							
	86	2	6	3		2	6	5	2	2							
	87	26	25	1		26	1	3	25	25							
	88	22	20	2		22	4	3	22	22							
	89	28	26	2		28	6	3	28	28							
	90	8	7	1		8	8		8	8							
	91	17	16	1		17	8	2	17	17							
	92	43	33	9	1	43	8	2	42	42							
	93	24	18	5	1	24	8	2	23	23							
	94	16	15	1		16	6		16	16							

¹For renter-occupied dwelling units and vacant nonseasonal not dilapidated units, for rent.
²For owner-occupied dwelling units and vacant nonseasonal not dilapidated units, for sale only.

HOUSING—BLOCK STATISTICS

Table 3.—CHARACTERISTICS OF HOUSING FOR CENSUS TRACTS, BY BLOCKS: 1950—Con.

Census tract	Block	All dwelling units by occupancy and tenure					All dwelling units by condition and plumbing facilities			Occupied dwelling units			Contract monthly rent ¹		Value of one-dwelling-unit structures		
		Total	Owner occupied	Renter occupied	Vacant non-seasonal not dilap., for rent or sale	Other vacant and non-resident	Number reporting	No private bath or dilap.	No running water or dilap.	Total	Persons per room		Number reporting	Average monthly rent (dollars)	Number reporting	Average value (dollars)	
											Number reporting	1.51 or more					Occupied by non-white
21	96	20	16	4		19	13	4	20	20	2		4	18.75	15	2080	
	97	33	31	2		33	2	2	33	33			2	29	8	5217	
	98	11	9	2		11			11	11	1		2			7000	
22	1	24	15	9		24	16	1	24	24	3		9	24.44	10	2830	
	2	29	24	5		29	10		29	29	2		4	33.75	20	3230	
	3	15	13	2		15	3		15	15	1		4		11	5063	
	4	18	14	4		18	5		18	18	1		4	34.00	12	5150	
	5	32	29	3		31			32	31			5	53.33	27	6518	
	6	22	21	1		22			22	22			3		20	5125	
	7	74	51	23		73	14	2	74	73	2		18	31.22	43	5409	
	8	67	45	22		67	11	2	66	66	2		19	34.52	37	5113	
	10	35	19	16		35	7	2	35	35			15	43.53	16	5343	
	11	30	20	9		29	9	1	29	29			8	32.50	11	5318	
	12	5	2	3		5	1		5	5			2		2		
	13	10	8	2		10	3		10	10			2			3514	
	14	6	4	2		6	5		6	6			2		1		
	15	4	2	2		4			4	4			2		1		
	16	10	8	2		10			10	10	1		1		7		
	17	5	3	2		5	1		5	5			2		3	3771	
	18	41	27	13	1	40	5		40	40			10	42.80	23	5166	
	19	23	17	6		23	5		23	23			5	29.80	14	4543	
	20	17	8	9		17	4	1	17	17			7	28.42	8	3935	
	21	1				1			1	1						4562	
	22	15	5	10		15	8		15	15	1		9	28.77	3	5000	
	23	23	19	4		22	3		23	23	1		3	43.33	15	5520	
	24	22	19	3		22			22	21	1		3	14.33	19	5589	
	25	36	26	10		36	10		36	36	3		9	39.77	21	5176	
	26	33	31	2		33		2	33	33			1		30	5276	
	27	12	8	4		12	1		12	12			4	43.25	7	5500	
	29	36	23	13		36	5	1	35	35			11	40.45	19	5305	
	30	29	17	11		29	8		28	28			10	38.40	13	5638	
	31	53	46	7		53	6		53	53	2		7	41.00	40	4877	
	32	59	39	19		58	14	1	58	58	1		19	35.89	36	4830	
	34	3	2	1		3			3	2	1				1		
	35	38	23	15		37	6	2	38	36	3		11	37.72	16	4212	
	38	20	16	4		19	7	1	20	19			4	55.00	14	4242	
	39	3	3			1			3	3	1				3	4166	
	41	4	2	2		4			4	4			1				
	42	24	19	3	2	24	3	3	22	21	2		2		19	3700	
	43	11	8	3		11	3		11	11			1		7	4485	
	44	17	15	2		17	2		17	17	2		2		11	4390	
	45	12	10	2		11	3	1	12	11					6	4450	
	46	1				1			1	1							
	48	11	6	4	1	11	4	2	10	10	2		3	43.00	6	4083	
	49	4	3	1		4			4	4			1		2		
	50	3	2	1		3			3	3			1		2		
	51	10	10			10	9		10	9					8	5262	
	52	14	8	6		13	3	1	14	14			5	56.40	7	4857	
	53	15	11	3	1	15			14	14	1		3	32.33	11	6272	
	54	12	11	1		12	1	1	12	12			1		11	6136	
	55	20	18	2		19	3	1	20	20	1		2		16	5267	
	56	27	19	7	1	26	1	1	26	26	1		7	29.57	18	5094	
	57	29	16	13		26	5	1	29	29	2		10	32.70	14	4950	
	58	29	25	2	1	29	1	1	27	27			2		24	4295	
	59	16	11	4	1	16	4	4	15	15	2		4	26.75	8	3437	
	60	44	24	18	1	40	14	8	42	39	5		16	28.31	18	4988	
	61	32	17	15		29	7	4	32	30	2		11	39.00	10	4770	
	62	38	28	9	1	36			37	35			6	41.16	24	5441	
	63	36	27	9		33	4	1	36	34			7	42.14	22	5818	
	64	24	17	6	1	22	4	1	23	23			5	92.20	15	5100	
	65	26	21	5		25	1		26	26	2		5	43.60	18	6961	
	66	27	25	2		27	1		27	27			5		23	8617	
	67	36	29	6	1	35	6	1	35	34			5	52.00	27	8418	
	68	27	25	2		24			27	25					23	8665	
	69	15	14	1		15			15	15					13	8969	
23	1	50	13	34	1	2	50	48	33	47	47	6	43	32	12.84	8	1937
	2	11	2	9			11	11	11	11	3		10	10.14	1		
	3	1															
	4	4	2	2					4	4	1		2		2		
	5	41	28	12	1		41	13	40	38			12	37.83	20	4460	
	6	4	3	1			4	2	4	4			1		3	9166	
	7	15	9	5			15	8	14	14	1		5	16.80	6	2483	
	8	23	8	14		1	21	8	22	20			5	31.91	6	3450	
	10	28	9	19			26	10	28	28	9		12	50.21	8	1525	
	11	2											19				
	12	2															
	13	2															
	14	24	11	13			24	18	24	24	1		1	12	6	2583	
	15	22	10	12			20	15	22	22	2		12	29.41	7	2642	
	16	13	4	9			12	10	13	13	2		9	22.77	4	2250	
	17	14	2	11		1	14	10	13	13	5		8	28.80	1		
	18	34	15	19			33	27	34	34	5		19	30.36	7	2114	

¹For renter-occupied dwelling units and vacant nonseasonal not dilapidated units, for rent.
²For owner-occupied dwelling units and vacant nonseasonal not dilapidated units, for sale only.

Table 3.—CHARACTERISTICS OF HOUSING FOR CENSUS TRACTS, BY BLOCKS: 1950—Con.

Census tract	Block	All dwelling units by occupancy and tenure					All dwelling units by condition and plumbing facilities			Occupied dwelling units			Contract monthly rent ¹		Value ² of one-dwelling-unit structures		
		Total	Owner occupied	Renter occupied	Vacant non-seasonal not dilap., for rent or sale	Other vacant and non-resident	Number reporting	No private bath or dilap.	No running water or dilap.	Total	Persons per room		Number reporting	Average monthly rent (dollars)	Number reporting	Average value (dollars)	
											Number reporting	1.51 or more					Occupied by non-white
23	19	24	18	5	1				23	23			6	34.00	14	5,364	
	20	35	17	18		24	4		35	35			18	32.27	12	4,850	
	21	20	13	7		34	11		20	20			3	42.14	11	4,790	
	22	8	5	3		8	4		8	8	1		3	29.33	4	3,500	
	23	45	16	29		45	15	9	45	45	5		27	34.48	7	5,428	
	24	12	5	7		11	5		12	12			7	27.42	4	4,125	
	25	11	7	4		11	5	4	11	11		6	4	15.00	6	3,366	
	26	8	5	2		7			7	7	1	5	2		4	4,000	
	27	29	9	18	1	1	29	8	4	27	27	3	19	18	7	2,928	
	28	6	5	1		6			6	6		5	1	25.50	4	3,200	
	29	40	28	12			32	15	8	40	38	8	36	11	31.81	25	2,720
	30	38	26	11		1	34	14	7	37	37	3	32	11	26.54	18	2,872
	31	30	20	10			30	10		30	30	8	11	10	27.50	14	3,028
	32	32	20	12			32	16	1	32	32	2	11	11	35.27	8	3,437
	33	36	23	12	1		36	13		35	35		9	9	39.22	17	4,470
	34	31	23	8			31	8		31	31	2	6	6	49.83	20	5,590
	35	27	21	6			27			27	27		5	5	62.00	20	6,080
	36	34	24	10			33	8		34	34	1	10	3	39.30	22	5,763
	37	25	21	3	1		25	3		24	24		3	3	43.33	22	4,931
	38	15	12	3			15	4	4	15	15		3	3	30.33	8	3,250
	39	10	5	5			10	3		10	10		5	5	40.80	4	4,750
	40	15	11	4			15	5	1	15	14		4	4	44.50	8	5,375
	41	17	12	5			17	2		17	17		4	4	41.00	6	5,583
	42	8	6	2			8	5	1	8	8		2	2		4	4,625
	43	10	7	3			10	1	1	10	10	1	2	2		4	7,000
	44	10	7	3			10	1		10	10	1	3	3	51.00	7	4,500
	45	18	9	9			18	3	1	18	18		8	8	18.50	8	5,625
	46	44	28	16			44	12		44	42	1	15	13	31.84	19	4,605
	47	36	26	10			36	3		36	36		8	8	35.00	22	4,522
	48	42	30	12			42	12		42	42	1	12	12	41.66	26	4,846
	49	33	20	13			32	12	1	33	32	2	1	13	33.00	15	4,433
	50	32	13	19			31	12	1	32	32	4	19	19	38.00	9	3,833
	51	32	19	13			31	7	1	32	32	2	12	12	33.16	16	5,625
	52	17	13	3	1		17	1	1	16	16		2	2		14	5,857
	53	32	22	10			32	12		32	32	1	8	8	30.25	19	5,315
	54	33	21	12			33	10		33	33	2	12	12	35.33	17	4,852
	55	27	15	11		1	26	16	15	26	26	1	9	9	26.77	14	4,107
	56	21	18	3		1	21	5	1	21	21	1	2	2		16	5,093
	57	17	14	3			17	2		17	17		3	3	43.33	14	4,071
	58	9	7	2			9	5	4	9	9	2	2	2		6	3,833
	59	24	21	3			24	3	1	24	24	1	3	3	46.66	18	4,750
	60	18	15	3		1	18	3	1	17	17		1	1		13	5,269
	61	28	20	8			28	4	1	28	28		7	7	39.00	18	5,594
	62	13	10	3			13			13	13		3	3	43.33	9	5,777
	63	36	25	11			36	12	2	36	36	1	10	10	31.70	16	5,218
	64	29	20	9			29	6	2	29	29		6	6	40.50	17	4,729
	65	27	17	10			27	3		27	27		9	9	43.55	15	4,560
	66	19	16	3			18	2	1	19	19		3	3	22.33	14	4,964
	68	28	26	2			28	2	2	28	28	1				22	5,254
	69	42	31	11			40	8		42	42	1	11	11	37.54	26	5,261
	70	31	26	4		1	29	4		30	30	2	4	4	35.50	24	4,350
	71	33	23	10			32	8		33	32	1	9	9	35.00	20	4,570
	72	31	25	6			29	6	1	31	31	3	6	6	31.00	21	4,300
	73	27	17	10			23	8		27	25	2	10	10	27.10	11	4,527
	74	26	23	3			26	2		26	26	1	3	3	26.33	21	4,714
	75	30	21	9			29	2		30	30		9	9	28.22	16	4,750
	77	27	23	3		1	25	6		26	26	2	3	3	33.33	19	4,631
	78	29	21	7		1	26	6		28	26		4	4	37.75	19	4,605
24	1	45	8	36	1				44	44	7		34	40.29	5	3,960	
	2	36	19	17		45	32	1	36	36	2	17	17	29.17	11	3,945	
	3	50	18	30	1	1	49	25		48	48	5	28	36.46	9	4,811	
	4	40	17	22	1		40	13	1	39	39		21	36.23	10	3,330	
	5	31	11	20			31	6		31	30		20	35.85	7	8,171	
	6	54	8	45	1		52	5	1	53	53	2	46	39.41	4	8,250	
	7	33	10	23			33	20		33	32	1	23	37.13	7	7,642	
	8	8	2	6			8	4	1	8	8		6	29.66	1		
	9	19	16	3			18	1	1	19	18	1	1		12	4,641	
	10	25	10	15			24	4		25	25	2	13	42.07	5	5,800	
	11	15	4	11			13	11		15	14	4	10	34.30	1		
	12	43	8	35			38	38		43	43	2	35	28.80	2		
	13	94	18	76			89	86	38	94	94	2	76	34.50	2		
	14	44	19	24		1	43	40	37	43	43	2	23	29.08	12	5,083	
	18	34	12	22			33	3		34	34	1	20	44.65	8	6,337	
	19	18	5	13			15	9	3	18	17	1	13	28.53	2		
	20	59	10	49			58	11	3	59	59	2	49	39.04	4	5,000	
	21	57	18	39			56	2	3	57	57	1	36	35.13	13	8,615	
	22	63	24	39			62	3		63	63	4	38	33.97	14	8,250	
	23	50	23	27			49	19		50	48	1	24	31.29	6	4,466	
	24	56	19	36	1		56	32	7	55	55	6	34	32.14	9	3,855	
	25	43	26	17			43	22	3	43	42	3	16	32.50	19	4,589	
	26	35	20	14		1	34	12	1	34	34	1	13	39.38	15	4,100	
28	17	6	11			16	6		17	17		9	23.00	4	2,800		
29	34	11	22		1	34	24		33	33	4	22	29.27	5	3,300		
30	46	12	33		1	43	1		45	45		34	38.23	6	8,916		
31	50	13	37			49	4		50	49	1	37	39.29	7	8,785		

¹For renter - occupied dwelling units and vacant nonseasonal not dilapidated units, for rent.

²For owner - occupied dwelling units and vacant nonseasonal not dilapidated units, for sale only.

HOUSING—BLOCK STATISTICS

Table 3.—CHARACTERISTICS OF HOUSING FOR CENSUS TRACTS, BY BLOCKS: 1950—Con.

Census tract	Block	All dwelling units by occupancy and tenure					All dwelling units by condition and plumbing facilities			Occupied dwelling units				Contract monthly rent ¹		Value ² of one-dwelling-unit structures	
		Total	Owner occupied	Renter occupied	Vacant non-seasonal not dilap., for rent or sale	Other vacant and non-resident	Number reporting	No private bath or dilap.	No running water or dilap.	Total	Persons per room		Occupied by non-white	Number reporting	Average monthly rent (dollars)	Number reporting	Average value (dollars)
											Number reporting	1.51 or more					
24	32	20	5	15		13	8	4	20	15	1		12	362.5	3	5666	
	33	33	7	24	2	33	19	1	31	31	2		24	439.5	2	4130	
	34	26	11	15		24	8		26	26	1		15	270.6	9	4666	
	38	36	16	20		36	33	33	36	36	1		20	370.5	9	4866	
	39	21	6	15		19	17	12	21	21	3	18	13	380.7	4	4750	
	40	20	13	6		19	18	15	19	19	1	17	6	436.6	5	4800	
	43	6	2	4		6	6		6	6	4		4	350.0	2		
	50	26	12	14		21	8	7	26	26	8	24	14	230.7	7	3928	
	51	22	15	7		21	8	3	22	22	1	20	6	278.3	12	2891	
	52	54	14	40		52	12		54	53	2	53	39	258.7	5	3360	
	53	26	15	11		25	8	1	26	26		25	10	313.0	9	5611	
	54	14	11	3		14	6	5	14	14		10	3	156.6	10	4130	
	55	38	10	23	2	31	19	16	33	31	1	26	19	244.2	3	2500	
	56	27	11	16		27	11	5	27	26	1	19	15	284.6	8	2687	
	57	27	16	9		25	10	11	25	25	2	25	9	263.3	5	2960	
	58	26	11	15		23	13	5	26	26		21	15	200.0	10	2520	
	59	12	9	3		11	11	11	12	12	1	11	3	143.3	7	1600	
	63	33	11	21	1	33	21	3	32	32	6	3	21	358.5	3	3033	
	64	7	3	4		7	3		7	7			4	250.0	1		
	65	8	3	5		8	6	1	8	8		1	4	207.5	2		
	25	1	46	10	36		45	15	3	46	46	3	14	36	315.0	2	
		2	27	10	17		27	15	6	27	26	3	23	16	286.8	3	5600
		3	58	9	48		52	34	1	57	56	5	54	47	342.7	1	
		4	46	5	41		44	10	2	46	46	6	19	39	251.7	2	
		5	116	8	101	1	114	98	63	109	109	6	108	100	343.1	3	4166
		6	74	19	55		71	37	5	74	72	8	72	50	278.4	13	5333
		7	54	6	48		46	37	1	54	54	2	54	42	297.6	2	
		8	107	11	95		106	64	1	106	102	14	106	93	153.3	8	6687
		9	79	20	59		78	22	4	79	75	2	79	52	252.8	9	2922
		10	61	8	52		56	35		60	56	5	59	45	284.6	2	
		11	63	8	54		61	41	40	62	62	2	62	55	229.6	4	4000
		12	48	21	25		47	20	20	46	46	10	46	25	306.8	15	5166
		13	51	25	26		47	21	5	51	50	7	42	22	307.7	14	3878
		14	39	11	27		39	19		38	37	6	28	25	310.0	6	3883
		15	65	12	52		65	35		64	64	9	47	53	279.0	6	3966
16		71	11	57		71	30		68	67	7	15	52	344.4	4	5750	
17		33	9	23		32	15	3	31	31	4	1	20	284.0	3	6333	
18		27	11	13		27	15		24	24	2	16	13	316.9	6	4883	
19		37	4	32		37	17		36	36	7	31	33	316.3	1		
20		37	9	28		37	17		37	37	5	22	27	278.1	7	3928	
21		35	13	22		35	25	18	35	35	2	34	22	293.6	7	4428	
22		33	14	19		33	17	14	33	33	3	33	18	245.0	8	3312	
23		38	3	34		37	12		37	34	3	36	33	284.8	1		
24		1				1			1								
25		83	11	72		80	52	32	83	82	14	83	66	206.3	4	5300	
26		34	6	28		33	8		33	33	3	32	29	236.2	1		
27		59	3	55		59	47		57	57	7	54	50	289.0	1		
28		51	15	35		50	39		50	50	5	47	35	268.8	9	3166	
29		35	7	28		34	18		35	35	8	26	24	302.8	5	2840	
30		24	10	14		23	4		24	24	2	20	14	304.2	9	3333	
31		40	16	24		40	5	2	40	39	1	25	21	299.0	12	2800	
32		15	12	3		15	3		15	15	1	7	3	366.6	10	2770	
33		26	13	11		23	10	1	24	23	4	22	10	305.0	4	4625	
34		47	13	32		45	28	12	42	43	2	24	31	234.8	10	3540	
35		43	13	29		40	30	4	42	42	2	22	29	217.9	6	4166	
36	27	17	9		20	15		26	24	2	26	8	197.5	14	3435		
37	17	11	4		15	15		15	13		7	4	335.0	5	4400		
38	144	11	132		143	134	5	143	143	13	143	127	160.7	9	2333		
39	69	16	52		65	42	13	68	67	4	68	49	182.0	10	3180		
40	93	13	74		86	78	30	87	84	8	86	73	181.5	4	2875		
41	30	13	17		30	21	11	30	30	3	30	15	220.0	9	2466		
42	65	14	51		63	47	23	65	65	6	65	49	177.7	8	2325		
43	24	3	21		22	15		24	22	4	24	18	277.7	2			
44	2				2			2									
45	20	10	9		17	10	6	19	19	1	18	9	244.4	8	2612		
46	35	9	26		33	17	2	35	34	4	35	25	170.8	8	3337		
47	1				1			1									
48	18	6	11		18	6	6	17	17	2	16	11	261.8	4	3300		
49	49	7	40		46	17	9	47	45	4	16	40	299.7	2			
26	1	55	4	50		55	32	32	54	54	9	54	49	295.9	4	1950	
	2	67	5	62		66	66	43	67	67	4	64	61	188.8	2		
	3	14	7	6		12	8	8	13	13	1	12	6	223.3	6	1816	
	5	35	9	25		16	1	1	34	34	1	34	25	250.0	5	3600	
	6	52	4	48		52	5	3	52	52	3	52	48	231.2	3	2826	
	7	24	6	17		23	15		23	23	3	23	16	225.2	4	4250	
	8	54	11	43		54	52	2	54	54	11	54	42	284.0	1		
	9	124	1	121	2	122	112		121	121	19	121	115	246.7	1		
	10	76	5	70		70	28		75	74	6	75	68	255.8	1		
	11	14	2	12		14			14	14	1	14	11	260.0	1		
12	86	7	79		83	82	78	86	83	8	85	79	107.3	3			
13	51	2	49		39	37	4	51	50	1	51	48	208.3	3			
14	20	7	12		12	1		12	16	1	16	9	313.3	2			
15	1				1			1									

¹For renter - occupied dwelling units and vacant nonseasonal not dilapidated units, for rent.
²For owner - occupied dwelling units and vacant nonseasonal not dilapidated units, for sale only.

Table 3.—CHARACTERISTICS OF HOUSING FOR CENSUS TRACTS, BY BLOCKS: 1950—Con.

Census tract	Block	All dwelling units by occupancy and tenure					All dwelling units by condition and plumbing facilities			Occupied dwelling units			Contract monthly rent ¹		Value ² of one-dwelling-unit structures		
		Total	Owner occupied	Renter occupied	Vacant non-seasonal not dilap., for rent or sale	Other vacant and non-resident	Number reporting	No private bath or dilap.	No running water or dilap.	Total	Persons per room	Occupied by non-white	Number reporting	Average monthly rent (dollars)	Number reporting	Average value (dollars)	
26	16	15		15			15		15	15			15	38.86			
	17	36	5	30		1	29	12	35	34	5	35	30	17.70	3	2.333	
	18	74	8	64		2	64	37	72	67	6	72	62	14.96	5	3.800	
	19	60	5	50		5	54	23	55	54	4	49	49	18.30	3	2.333	
	20	4		4			4	1	4	4		4	3	11.33			
	21	31	4	27			29	3	31	31	1	31	27	17.66			
	22	47	8	39			46	19	47	47	9	47	39	23.82	3	3.333	
	23	30	4	26			28	10	30	30	5	30	24	16.87	1		
	24	37	1	36			37	7	37	37	7	37	35	26.31			
	25	37	9	28			37	14	37	37	5	37	27	24.07	3	2.400	
	26	7	1	6			7	1	7	7	2	7	6	10.66	1		
	27	19	6	12		1	17	8	18	18	4	17	12	16.41	6	3.166	
	28	46	2	44			42	40	46	43	7	46	42	16.76			
	30	12		12			11	8	12	12	1	12	12	17.91			
	31	34		33		1	30	27	32	32	4	32	30	22.83			
	32	53	3	50			50	44	53	53	3	53	48	17.29			
	27	1	129	5	124		120	80	26	129	129	23	87	123	25.73		
		2	43	7	34	2	43	37	35	41	41	7	40	33	26.00	5	2.360
		3	49	7	42		49	43	19	49	49	12	18	39	24.15	2	
		4	110	13	88	6	101	95	7	101	101	16	13	90	32.33	3	3.433
		5	33	5	28	1	110	98	63	132	132	60	76	125	36.76	1	
		6	47	2	44	1	43	26	15	46	46	9	42	42	27.97	1	
		8	6		3		6	6	2	3	3	1	1	3	35.00		
		9	7		7		2	2	2	7	7	3	7	7	21.00		
		10	11		10	1	5	5	5	10	10	3	10	10	29.40		
		11	21	4	16		7	4	4	20	17	4	14	13	22.38		
		12	19	5	11	3	18	15	3	16	16	2	4	14	18.14	2	
		13	16	1	13	2	16	10	7	14	14	1	14	14	29.00	1	
		14	63	5	57	1	63	52	40	62	62	12	44	57	33.14	4	2.625
		15	92	7	85		87	52	28	92	92	17	84	82	30.10	7	3.200
		16	17	10	7		13	6	5	17	16	3	17	7	35.42	3	3.185
		17	75	7	67	1	74	69	44	74	66	9	74	67	16.29	5	2.660
18		16	6	10		15	8	6	15	15	2	16	8	26.50	4	3.000	
20		32	1	30		28	28	26	31	27	4	27	27	13.59			
21		17	2	15		16	11	7	17	16	1	17	14	18.21			
22		2															
23		3	1	2		2			3	2		1	1		1		
24		1		4		4	4	4	5	4		3	4	10.50			
25		15	1	11		10	9	7	12	10	1	8	7	19.18			
26		27	2	21		20	11	7	24	21	1	24	18	20.42			
27		37	3	21		20	11	7	24	21	1	24	18	21.50	2		
28		25	3	22		22	21	20	25	21	4	23	22	26.22	2		
28		1	13	1	12		13	4	3	13	13	5		12	51.25		
		6	11	2	9	13	95	11	4	81	81	5	1	86	59.74		
		9	15	1	11		10	7	5	12	10	1	1	44.62			
		16	6		6		6	1	1	6	6	1		6	41.00		
		18	7		7		7	7	7	7	7	4		7	43.57		
		19	3	1	2		2	2	3	3	3		2	2			
	23	47	8	36	3	47	40	16	44	44	19	35	26.45	1			
	24	86	2	78	4	81	38	7	80	75	4	78	47.43				
	26	113	3	107	2	100	74	8	110	98	30	103	33.59				
	30	1															
	32	2															
	36	1															
	37	87	2	84		78	73	56	86	85	19	83	19.27				
	38	16		16		16	15	9	16	16	3	15	15	20.13			
	39	182	9	167	6	179	171	46	176	175	56	161	25.95	2			
	40	12		12		12	12	5	12	12		11	11	19.63			
29	1	82	6	73	2	80	75	47	79	79	18		67	33.46	2		
	2	75	1	67	2	73	71	4	73	71	11	68	32.72	1			
	5	15		14		15	14	14	15	15	6	14	36.42	1			
	6	76	6	65	4	69	23	6	71	71	11	64	42.83	3	4.666		
	8	80	7	68	5	80	59	3	75	75	19	73	33.75	1			
	9	110	17	92		108	92	3	110	109	23	91	35.41	3			
	10	108	16	92		107	70	3	108	108	18	91	32.41	2			
	12	72	17	54		70	43	20	71	70	13	48	36.04	11	5.000		
	13	24	8	16		20	19	4	24	24	3	22	31.57				
	14	90	11	77	1	86	60	21	88	86	18	77	31.11	3	5.333		
	15	24		17		24	17	4	23	23	1	15	20.00	2			
	16	81	2	53		78	59	15	79	79	16	52	28.57	10	2.850		
	17	106	3	66		95	48	15	104	100	22	61	27.93	17	4.694		
	18	129	31	66	4	114	46	34	122	115	93	93	29.02	11	3.836		
	19	65	21	41	3	58	50	33	62	51	15	40	29.57	8	3.900		
	22	51	15	35		50	19	1	51	51	3	35	27.65	8	3.212		
23	128	17	106	5	116	49	8	123	121	18	105	33.89	9	2.122			
24	13	1	11		12	3	3	12	12		11	36.81					

¹For renter - occupied dwelling units and vacant nonsessional not dilapidated units, for rent.
²For owner - occupied dwelling units and vacant nonsessional not dilapidated units, for sale only.

HOUSING—BLOCK STATISTICS

Table 3.—CHARACTERISTICS OF HOUSING FOR CENSUS TRACTS, BY BLOCKS: 1950—Con.

Census tract	Block	All dwelling units by occupancy and tenure					All dwelling units by condition and plumbing facilities			Occupied dwelling units			Contract monthly rent ¹		Value ² of one-dwelling-unit structures			
		Total	Owner occupied	Renter occupied	Vacant non-seasonal not dilap., for rent or sale	Other vacant and non-resident	Number reporting	No private bath or dilap.	No running water or dilap.	Total	Persons per room		Number reporting	Average monthly rent (dollars)	Number reporting	Average value (dollars)		
											Number reporting	1.51 or more					Occupied by non-white	
29	285	42	6	33	2	3	42	14	6	39	39	5	1	32	2503	2		
	286	59		35			58	10		57	33	1		56	3478			
	287	86		75			80	36	26	78	13	1		61	3098	1		
	289	116	11	103	4		111	103	1	110	33	2		66	3050			
	300	71	26	45			69	46	9	71	9	18		44	2881	11	4754	
	311	35	11	24			33	20	6	35	5	22		24	1375	6	2916	
	322	37	9	27		1	32	28	14	36	10	19		27	2333	4	2200	
	335	31	6	25			30	16	4	31	3	13		24	1350	5	2200	
	336	11	2	9			11	22	2	11	1	1		8	3787	6	5666	
	337	79	14	63	1	1	79	22	1	77	7	1		58	3603			
	40	68	7	60	1		63	51	48	67	9			56	2783	3	3333	
	41	61	19	41		1	61	30	13	60	9	11		56	2519	3	5416	
	42	13	4	9			8	3	2	13	5			8	4087	2		
	43	18		6		12	6	4	2	6	6			4	2000			
	44	21	11	8		2	15	8	2	19	2	2		2	2712	3	3533	
	45	57	27	26		4	53	15	5	53	8			25	2208	17	3882	
	46	35	6	29			35	19	5	35	5	22		29	2317	4	3375	
	30	1	29	13	15		1	25	20	17	28	27	4	11	11	1972	5	6800
		2	77	36	40		1	68	44	14	76	76	10	4	35	1977	28	14214
		4	62	29	32		1	53	30	7	61	61	8		30	3216	17	6588
5		34	19	14		1	25	13	3	33	32	4	3	14	2035	15	6700	
6		25	14	11			25	18	6	25	25	3	22	11	3345	11	51545	
7		34	14	19			29	14	12	33	33	4	20	17	1747	10	16100	
8		42	18	22		2	34	30	20	40	40	11	16	16	1831	9	18800	
10		33	18	13		2	29	7	1	31	30	3	7	8	3412	15	16153	
11		33	25	8			29	11	1	33	33	6		4	2200	21	1833	
12		2																
13		23	17	4		2	5	4		21	20	3		4	1975	2		
14		15	9	6			14	8	4	15	15	2		5	2260	4	21875	
15		19	10	8		1	3	3	2	18	12	3	1	4	1750	1		
16		14	7	7			9	5	3	14	14	3		5	1340	5	81200	
17		22	9	13			18	10	2	22	22	2		11	1809	5	1500	
18		15	10	5			14	5	4	15	15	2		4	2525	10	23600	
19		17	11	5			16	12	5	16	16	4	3	7	2260	8	16250	
20		42	21	19		2	39	22	5	40	39	3	15	14	2307	12	6308	
21		34	8	25		1	29	22	11	33	33	5		25	2220	5	2220	
22		28	16	12			25	19	6	28	28	5		12	2183	14	2242	
23	123	8	110	3	2	119	114	52	118	116	44		106	2373	3	4333		
25	3	1	2			3	2		3	3			2	1800				
28	11	4	7			11	6		11	11	3		5	1800	9	1866		
29	29	14	15			28	20	11	29	29	4		13	3076				
30	42	17	25			42	22	11	42	42	5		22	2422	11	2390		
31	21	10	11			20	1		21	21	6		11	2436	4	2450		
32	41	14	27			40	12		41	40	14		23	1926	8	2350		
33	32	23	9			32	7		32	32	5		8	1750	18	2300		
40	34	23	16		1	39	24		39	39	9		11	2109	17	2294		
35	43	17	26			43	35		43	42	17	18	25	4448	10	1580		
36	23	9	14			22	20	7	23	22	7		18	1450	4	13250		
37	22	13	8		1	20	12	2	21	21	2		9	2077	11	13063		
40	15	7	8			15	9	1	15	15	5		3	2242	3	30666		
41	4	1	3			4	2		4	4	1		3	2133				
42	6		6			6			6	6	2		6	2416	1			
31	1	3	1	2		2	2	1	3	3	1		1	3310				
	2	11		11		8	4	3	11	10	3	11	10	3375				
	3	4	1	8		4	4	1	4	4	5		8	1740				
	4	5		5		4	1		5	5	4		5	3860				
	5	20		20		19	1		20	19	4		20	3440				
	6	7		6		3	2	1	6	6	1		3					
	7	1																
	8	1																
	9	9	1	7		1	9	9		8	8	1		8	4162			
	10	10	1	9			9	9		10	10	1		9	3222			
	11	1																
	12	1																
	13	20	2	14		4	12	12	12	16	12	4		12	3491			
	15	1																
	17	8	1	6		1	7	7	4	7	7	2		6	3366			
	18	23	4	17		2	21	17	16	21	21	3	4	17	2211			
	19	5		5			5	5	4	5	5	1		5	1060			
	22	10	6	4			3	3		10	3			1				
	33	3					3			3	3			2				
	37	21	7	12		2	18	7	6	19	19	17		12	2358	5	2100	
46	2					7	7	7	8	8			8	1575				
47	8		8			3	3	3	3	3			5	5100				
48	3		3			5	5	2	5	5			3	2400				
49	5		5			2	2	1	5	3	1		3	3878				
50	3		3			2	2		3	3			3	1025				
58	52	1	51			45	21	19	52	52	1		51	3878				
60	26	5	21			21	21	19	26	26	2	26	20	1025	3	1933		
61	49	10	39			20	9	8	49	32	2	47	29	2955	3	2666		
62	21	6	15			17	8	1	21	20	4		14	3171	3	5333		
63	10	3	6		1	7	3	3	9	9			6	2083	2			
64	14	6	8			11	7	5	14	13	2	14	8	1962	5	2340		

¹For renter - occupied dwelling units and vacant nonseasonal not dilapidated units, for rent.
²For owner - occupied dwelling units and vacant nonseasonal not dilapidated units, for sale only.

Table 3.—CHARACTERISTICS OF HOUSING FOR CENSUS TRACTS, BY BLOCKS: 1950—Con.

Census tract	Block	All dwelling units by occupancy and tenure					All dwelling units by condition and plumbing facilities			Occupied dwelling units			Contract monthly rent ¹		Value ² of one-dwelling-unit structures		
		Total	Owner occupied	Renter occupied	Vacant non-seasonal not dilap., for rent or sale	Other vacant and non-resident	Number reporting	No private bath or dilap.	No running water or dilap.	Total	Persons per room		Number reporting	Average monthly rent (dollars)	Number reporting	Average value (dollars)	
											Number reporting	1.51 or more					Occupied by non-white
31	65	69	10	58	1	51	35	13	68	63	23	24	54	28.44	4	3700	
	66	17	11	6		12	4	1	17	17			6	27.66	5	2000	
	71	1															
	32	1	9		9		9	8	8	9	9	6	8	8	31.12		
		2	11	7	2		11	11	5	11	11		11	4	33.00		
		3	22		23		22	28	20	22	28		28	23	23.08		
		4	33	13	38		33	42	28	33	42	6	49	36	14.72	8	4312
		5	33	13	38		33	42	28	33	42	11	73	67	17.59	1	
		6	42	10	32		42	49	34	42	49	2	41	31	22.93	6	2750
		7	42	10	32		42	49	34	42	49	14	57	50	26.00	1	
8		33	2	31		33	23	13	33	23		32	28	23.96			
9		33	2	31		33	23	13	33	23	1	27	28	15.39			
10		48	3	44	1	40	38	24	47	47	7	47	42	15.59	1		
33	11	2	5	40		38	25	20	45	43	3	45	38	18.50	3	3500	
	12	45	3	14		16	12	9	17	16	1	14	12	24.25			
	13	17		2		3	1		2	2		2	2				
	14	15		2	1	6	65	16	88	81	13	86	69	18.26	6	2450	
	15	17		2		3	11	3	18	18	3	18	12	19.58	4	3325	
	16	18	16	72		83	65	16	88	81	13	86	69	18.26	6	2450	
	17	19	5	13		15	11	3	18	18	3	18	12	19.58	4	3325	
	18	20	7	11		18	3		18	18	1	18	11	20.00			
	19	20	3	4		6	1		7	7		7	4	48.75			
	20	23	8	11		19	11	2	19	19	1	19	11	10.81	1		
34	21	9	3	6		9	2	1	9	9	1	8	6	27.00			
	22	44		44		44	44	7	44	44	4	44	44	38.47			
	23	51	14	37		50	17	7	51	51	3	51	36	25.63	12	3208	
	24	27	20	29	1	50	19	14	49	48	1	49	29	23.82	15	3080	
	25	39	19	20		39	17	1	39	39	1	39	20	24.95	5	3700	
	26	32	15	17		32	2		32	32	1	32	17	30.76	1		
	27	31	2	1		2	2		3	3		3	1				
	28	33	1	18		19	2		19	19	3	18	18	18.88	1		
	29	34	3	8		10	9		11	11	3	11	6	13.66			
	30	35	3	1		4			4	4	3	4	1		1		
35	31	17	6	11		16	11	10	17	16	1	17	10	23.70	4	2125	
	32	43	12	30	1	37	8		42	42		42	30	24.80	11	5254	
	33	40	10	28		36	9	8	38	38	1	38	28	27.03	6	4166	
	34	64	15	48	1	62	21	5	63	60	4	63	45	28.40	8	1875	
	35	21	5	15		20	9	1	20	20	6	20	15	22.73	4	2375	
	36	30	19	11		30	11		30	30	2	29	10	29.20	12	3541	
	37	12	13	1		12	1	1	12	12	2	12	9	46.18	12	4675	
	38	23	10	7		23	4		23	23		23	7	19.85	11	4818	
	39	23	16	7		22	4		23	21	1	23	7	19.85	11	3954	
	40	46	18	28		39	27	18	46	44	8	46	27	27.77	9	5355	
36	41	35	17	18		30	17	12	35	34	2	35	18	25.88	11	4136	
	42	34	11	23		32	13	3	34	33	2	34	22	24.22	8	3312	
	43	50	15	35		49	13	11	50	50	3	50	35	27.85	12	3825	
	44	51	20	31		49	29		51	48	5	51	28	29.00	1		
	45	52	15	9		44	9		44	44	1	44	9	31.44	4	4675	
	46	53	25	14		25	3	2	25	25	2	23	13	25.23	6	5516	
	47	7	7			7			7	7		7	7	5.928	7	5928	
	48	40	14	26		40	16	4	40	40	3	40	24	24.37	12	4666	
	49	42	21	21		41	10	7	42	41	1	42	20	19.45	18	3500	
	50	57	30	11		29	11	2	30	30	4	30	17	21.47	10	3270	
37	51	58	6	45		52	30	7	51	51	8	51	44	16.59	7	2457	
	52	93	15	73	1	90	40	3	88	86	11	88	72	26.40			
	53	6	1	5		6	3		6	6		6	5	29.80			
	54	23	4	19		21	1		23	23		23	15	20.66	4	2700	
	55	2				2			2	2		2					
	56	29	15	14		27	14	2	29	28	1	29	12	21.75	12	2741	
	57	60	21	38	1	55	14	3	59	57	4	59	35	24.94	9	3500	
	58	64	21	41	1	54	28	24	62	59	16	61	41	24.53	13	6423	
	59	66	21	41	1	54	28	24	62	59	16	61	41	24.53	13	6423	
	60	109	8	93	8	84	26		101	99	7	81	96	31.73	3	4000	
38	1	21	17	4		21			21	21		4	38.00	17	4517		
	2	30	17	12	1	29	6	4	29	29	1	10	10	25.20	12	2791	
	3	4	2	2		4	2	1	4	4		2	2				
	4	19	7	12		19	10	2	19	17	1	8	12	29.25	5	3540	
	5	39	17	22		38	10		39	39		25	21	21.19	11	2554	
	6	7	83	26		82	21		83	82	5	55	24	32.87	47	4374	
	7	8	61	33		61	16		59	58	5	34	29	30.93	11	4254	
	8	9	16	4		16	2	2	16	15	1	5	12	16.25	4	4000	
	9	10	10	6		10	6		10	10		5	3	22.33	4	3625	
	10	11	104	37	66	1	101	85	81	103	101	15	102	66	33.62	23	3669
39	11	12	38	66		106	73	44	104	104	8	98	64	35.29	14	3657	
	12	13	30	36	2	67	31	1	66	63	6	33	36	31.80	17	4582	
	13	14	35	8	1	33	12		33	33	4	16	7	21.14	19	2515	
	14	15	9	2		9	5		9	9		9	2				
	15	16	23	15		22	5		23	22	2	5	8	26.12	10	4110	
	16	17	22	6		22	14		22	20	3	6	16	32.06	4	3500	
	17	18	37	23		34	12		36	34	3	9	11	35.36	16	3512	
	18	19	39	22		36	6		39	36	3	5	16	36.12	18	3733	
	19	20	29	15	1	27	6		28	28	2	12	10	24.70	15	3853	
	20	21	28	1		28			28	28	1	5	1		26	4203	
40	21	22	24	2		26	1	1	26	26		2		20	4220		

¹For renter - occupied dwelling units and vacant nonseasonal not dilapidated units, for rent.
²For owner - occupied dwelling units and vacant nonseasonal not dilapidated units, for sale only.

HOUSING—BLOCK STATISTICS

Table 3.—CHARACTERISTICS OF HOUSING FOR CENSUS TRACTS, BY BLOCKS: 1950—Con.

Census tract	Block	All dwelling units by occupancy and tenure					All dwelling units by condition and plumbing facilities			Occupied dwelling units				Contract monthly rent ¹		Value of one-dwelling-unit structures	
		Total	Owner occupied	Renter occupied	Vacant non-seasonal not dilap., for rent or sale	Other vacant and non-resident	Number reporting	No private bath or dilap.	No running water or dilap.	Total	Persons per room		Occupied by non-white	Number reporting	Average monthly rent (dollars)	Number reporting	Average value (dollars)
											Number reporting	1.51 or more					
33	23	25	17	8					25	25	1		8	42.50	14	4,092	
	24	28	13	10				28	23	3		13	27.33	12	2,275		
	25	11	7	3	1				10	10	2	9	27.66	5	2,440		
	26	30	18	12					30	30	2	15	30.60	12	3,256		
	27	27	11	15					26	26	2	3	30.80	10	4,070		
	28	24	15	8					23	22	1	4	29.37	13	4,192		
	29	24	18	6					24	24	4	11	32.33	6	4,433		
	30	24	13	9					24	22	2	9	30.50	11	3,872		
	31	30	22	7					29	29	4	7	35.14	19	4,415		
	32	27	16	11					25	25	1	12	36.22	13	3,515		
	33	57	23	34					51	50	3	56	28.86	13	3,676		
	34	34	15	17	2				33	31	2	26	36.47	5	6,400		
	35	39	19	20					35	32	1	31	36.18	8	4,937		
	36	20	12	8					20	18	10	8	29.87	8	4,437		
	37	16	8	8					16	16	3	6	29.37	2	2,633		
	38	9	3	6					9	9	2	2	28.83	3	4,234		
	39	41	31	10					41	41	1	10	43.70	23	4,234		
	40	46	4	4					46	6	2	1	15	4	3,250		
	41	21	16	5					20	20	1	5	40.00	13	3,700		
	42	4	4						4	4	1	2					
	47	39	23	16					39	39	3	3	15	28.00	17	3,935	
	48	22							22	22	2	20	6	30.83	20	4,420	
	49	32	25	7					29	28	2	9	6	24.11	8	3,750	
	50	25	12	13					25	25	2	15	9	37.26	6	5,333	
	51	39	11	28					39	39	1	22	26	37.16	6	4,725	
	52	26	13	13					25	25	26	13	32.15	9	4,777		
	34	1	29	24	5				24	22	3		3	36.66	20	3,690	
		2	14	10	3				12	13	3		3	21.66	9	5,155	
		3	38	33	4	1			37	37	3	1	3	51.66	29	7,396	
		4	41	33	8				33	33	14	3	6	39.83	28	9,171	
		5	22	18	4				21	22	10	6	1	21.75	17	7,176	
		6	34	28	4				31	33	6	11	4	40.50	24	5,808	
		7	27	21	5	1			27	27	15	1	5	30.40	18	4,361	
8		22	16	5				21	22	2	1	4	40.25	15	4,686		
9		28	22	5				27	27	2	1	4	37.16	20	4,725		
10		28	21	7				28	28	2	1	7	36.42	19	5,668		
11		38	17	21				37	38	9	6	2	19	31.05	14	4,514	
12		20	16	4				20	20	11	4	4	32.50	16	4,875		
13		7	5	2				7	7	1	1	2	2	5	5,500		
14		37	21	16				37	37	14	9	5	15	36.26	19	4,657	
15		24	20	4				24	24	4	2	1	4	34.50	16	4,606	
16		25	16	7	1			24	23	4	6	6	4	44.66	17	5,617	
17		39	25	13				38	38	15	1	2	12	38.16	15	4,906	
18		64	27	34	3			64	30	30	9	1	36	34.27	19	6,105	
19		41	27	13				41	41	8	3	3	11	47.27	25	5,512	
20		51	37	13				51	51	11	3	2	12	36.75	33	5,675	
21		22	29	7				37	36	6	3		5	39.00	25	5,680	
22		21	16	5				20	21	3	1	1	5	40.80	13	5,723	
23		42	36	5	1			40	41	1	1		6	46.66	33	4,778	
24		41	34	7				41	41	1	1		6	43.33	29	5,782	
25		51	50	1				50	51	5	1	1	8	33.75	40	6,040	
26		61	46	13				54	59	4	2	12	3	34.66	39	4,705	
27		61	57	4				55	61	3	2	4	3	49.00	53	4,888	
28		71	62	8				66	70	16	14	7	10	38.28	56	4,866	
29		57	45	12				45	57	16	8	2	10	41.00	39	6,953	
30		36	27	9				32	36	10	8	1	6	34.66	22	7,186	
31		32	27	4				31	31	5	5		3	29.00	26	5,923	
32		11	11					10	11	10	1			11	6,072		
33		11	11					11	11	5	1			10	3,350		
34		14	12	2				14	14	2	2		2	11	14,954		
35		32	28	4				32	32	2	2		4	55.50	26	10,242	
36		32	28	2				32	30	3	4		4	50.00	28	6,167	
37		20	16	3				19	19	1	1		3	42.33	14	5,428	
38		28	25	3				23	28	3	3		2	28	24	4,783	
39		35	33	2				35	35	4	3		1	31	5,225		
40		27	23	4				26	27	2	2		4	33.25	18	5,588	
41		47	29	18				40	47	13	2		16	39.12	25	4,440	
42		32	21	10				31	31	4	2		8	35.37	18	4,611	
43		33	26	7				28	33	6	2		6	36.83	18	5,916	
44		33	19	14				29	33	7	1		14	39.42	15	6,233	
45		42	29	13				38	42	8	4		11	33.81	25	4,612	
46		35	22	13				31	35	11	8		11	28.36	20	5,275	
47		32	27	4				29	31	2	2		3	37.66	25	5,300	
48		39	28	11				37	39	4	3		9	24.00	27	4,637	
49		24	19	5				22	24	2	2		3	36.66	17	4,352	
50		24	22	2				19	24	2	2		1	21	4,780		
51		22	19	3				19	22	2	2		2	18	4,472		
52		37	34	3				34	37	7	2		15	40.26	19	5,473	
53		20	17	3	1			20	18	4	3		2	17	7,241		
54		33	33					33	33	3	3		3	10,766			
55		26	17	9				23	26	1	1		7	46.28	11	9,045	
56		21	21					20	21	1	1		20	7,605			
57	20	19	1				20	20	1	1		1	17	10,935			

¹For renter - occupied dwelling units and vacant nonseasonal not dilapidated units, for rent.
²For owner - occupied dwelling units and vacant nonseasonal not dilapidated units, for sale only.

Table 3.—CHARACTERISTICS OF HOUSING FOR CENSUS TRACTS, BY BLOCKS: 1950—Con.

Census tract	Block	All dwelling units by occupancy and tenure					All dwelling units by condition and plumbing facilities			Occupied dwelling units			Contract monthly rent ¹		Value ² of one-dwelling-unit structures	
		Total	Owner occupied	Renter occupied	Vacant non-seasonal not dilap., for rent or sale	Other vacant and non-resident	Number reporting	No private bath or dilap.	No running water or dilap.	Total	Persons per room		Number reporting	Average monthly rent (dollars)	Number reporting	Average value (dollars)
											Number reporting	1.51 or more				
35	1	19	17	2					19	19					17	6,058
	2	9	8	1					9	9					18	5,250
	3	9	8	1					9	9					12	5,650
	4	16	14	2					16	16					7	4,488
	5	10	9	1					10	10					4	5,182
	6	10	9	1					10	10					1	5,000
	7	10	9	1					10	10					1	6,000
	8	10	9	1					10	10					1	4,811
	9	5	4	1					5	5					3	5,333
	10	11	8	3		1			11	11	2		3,571	30	4,811	
	11	11	8	3					11	11	2		3,100	23	5,513	
	12	18	14	4					18	18	1		2,150	13	5,469	
	13	14	10	4		1			14	14	2		2,000	19	5,494	
	14	14	10	4					14	14	2		2,250	22	5,633	
	15	16	10	6					16	16	2		3,175	16	5,300	
	16	16	10	6					16	16	2		4,375	12	4,466	
	17	18	11	7					18	18	1		4,300	12	4,977	
	18	19	11	8		1			19	19	1		4,300	11	4,211	
	19	20	13	10					20	20	1		4,250	16	3,311	
	20	21	13	10					21	21	1		4,250	14	4,664	
	21	21	13	10					21	21	2		4,250	19	5,136	
	22	22	18	14					22	22	1			16	4,987	
	23	23	14	10		1			23	23	2		2,416	11	4,455	
	24	24	13	10					24	24	2		2,580	12	4,288	
	25	25	13	10					25	25	1			10	6,000	
	26	26	11	8					26	26	1			1	6,830	
	27	27	13	10		1			27	27	1			1	5,723	
	28	28	13	10					28	28	2		3,785	26	6,628	
	29	29	13	10					29	29	2			11	6,611	
	30	30	13	10					30	30	1			18	5,927	
	31	31	18	14					31	31	1		3,433	18	5,927	
	32	32	20	15					32	32			1,866	17	5,276	
	33	33	22	16		1			33	33	1			20	5,811	
	34	34	22	16					34	34	1		6,333	14	4,966	
	35	35	22	16					35	35	1		3,762	5	6,100	
	36	36	22	16					36	36	1			8	5,377	
	37	37	22	16					37	37	1			20	5,275	
	38	38	22	16					38	38	2		3,333	17	4,556	
	39	39	22	16					39	39	1			18	5,946	
	40	40	22	16					40	40	1			16	5,437	
	41	41	22	16					41	41	1			2	5,562	
42	42	22	16		1			42	42	1			8	4,954		
43	43	22	16					43	43	2		4,666	11	4,954		
44	44	22	16		1			44	44	1		4,233	16	5,500		
45	45	22	16					45	45	3		4,066	10	5,090		
46	46	22	16					46	46	1		4,333	7	4,500		
47	47	22	16					47	47	1			14	4,614		
48	48	22	16					48	48	1			24	5,392		
49	49	22	16					49	49	1		2,975	24	4,612		
50	50	22	16					50	50	1		3,666	15	5,633		
51	51	22	16					51	51	1			19	5,921		
52	52	22	16					52	52	1		3,980	22	5,640		
53	53	22	16		2			53	53	1			3	5,645		
54	54	22	16					54	54	2		4,633	22	5,645		
55	55	22	16					55	55	1		3,125	32	5,609		
56	56	22	16					56	56	2		5,750	15	5,080		
57	57	22	16					57	57	1			9	5,777		
58	58	22	16					58	58	1			11	4,709		
59	59	22	16					59	59	1		3,340	4	5,375		
60	60	22	16					60	60	1			4	4,775		
61	61	22	16					61	61	1			4	4,800		
62	62	22	16					62	62	1			5	4,800		
63	63	22	16					63	63	1			8	5,400		
64	64	22	16					64	64	1		3,500	10	4,460		
65	65	22	16					65	65	1		5,780	8	6,062		
66	66	22	16					66	66	1			11	5,254		
67	67	22	16					67	67	2			11	3,937		
68	68	22	16					68	68	1			8	7,300		
69	69	22	16					69	69	1			11	5,909		
70	70	22	16					70	70	1			17	5,785		
71	71	22	16					71	71	2			3	4,600		
72	72	22	16					72	72	1			4	4,600		
73	73	22	16		1	1		73	73	1		3,425	9	4,277		
36	1	31	26	5				31	31					2	4,931	
	2	33	32	1				33	33					1	5,020	
	3	35	34	1				35	35					3	5,572	
	4	49	17	32		1		46	48					12	5,458	
	5	18	17	1				16	17					3	3,500	
	6	23	18	5				23	23					3	4,192	
	7	28	20	8				28	28					14	3,714	
	8	31	16	15				31	31					13	4,715	
	9	32	16	16				32	32					6	4,000	
	10	25	10	15		1	1	25	25					3	5,333	
	11	11	8	3				11	11					19	3,518	
12	27	24	3				27	27					18	3,611		
13	28	18	10				27	28					17	4,117		
14	35	25	9		1		34	34					20	4,075		
15	22	16	6				22	22					5	5,128		

¹For renter - occupied dwelling units and vacant nonseasonal not dilapidated units, for rent.
²For owner - occupied dwelling units and vacant nonseasonal not dilapidated units, for sale only.

HOUSING—BLOCK STATISTICS

Table 3.—CHARACTERISTICS OF HOUSING FOR CENSUS TRACTS, BY BLOCKS: 1950—Con.

Census tract	Block	All dwelling units by occupancy and tenure					All dwelling units by condition and plumbing facilities			Occupied dwelling units			Contract monthly rent ¹		Value ² of one-dwelling-unit structures	
		Total	Owner occupied	Renter occupied	Vacant non-seasonal not dilap., for rent or sale	Other vacant and non-resident	Number reporting	No private bath or dilap.	No running water or dilap.	Total	Persons per room		Number reporting	Average monthly rent (dollars)	Number reporting	Average value (dollars)
											Number reporting	1.51 or more				
36	16	15	12	3		1	1	1	15	14		3	4333	10	4410	
	17	34	34	1					46	46	1	11	3709	28	5721	
	18	44	33	8	1	2			41	41	1	8	3662	29	6086	
	19	51	33	18					46	49		17	4823	27	6240	
	20	37	25	12					35	37		13	4212	19	5605	
	21	42	25	16			1		42	41	2	8	4269	16	9312	
	22	46	27	18			1		45	44	2	17	3764	23	5121	
	23	40	27	12			1		40	39		10	3180	23	4891	
	24	44	22	20		2			44	42		19	4389	18	5944	
	25	44	31	13					44	44	2	12	4150	24	4079	
	26	33	25	7			1		33	30		7	3285	23	4900	
	27	38	31	5		2			38	36		5	4460	27	5392	
	28	49	23	26					48	48	3	23	3900	15	9380	
	29	44	26	17		1			44	42		15	3193	22	4209	
	30	20	14	6					20	20	3	6	4616	9	4500	
	31	67	41	25			1		67	66	1	22	4000	29	4089	
	32	60	26	33			1		59	59	1	31	3903	18	5622	
	33	42	24	18					42	42	1	17	3958	19	6047	
	34	29	22	6			1		29	28		4	3800	16	5737	
	35	23	18	5					23	23	1	5	3620	17	4841	
	36	63	38	25					63	63		21	3033	27	5518	
	37	15	13	1	1				15	14	1	2	2	13	2323	
	38	31	23	11		1			29	27	2	10	3290	15	3813	
	39	28	23	5					26	26	1	4	1850	22	4554	
	40	37	25	11		1			36	35	2	10	3970	24	3904	
	41	10	1	1					10	10		1	8	4625		
	42	45	31	13		1			44	44	1	13	3815	24	4750	
	43	44	36	8					44	44		8	3887	26	5153	
	44	45	21	24					45	44	2	24	4041	16	5468	
	45	35	26	8		1			35	34	2	7	3828	26	5811	
	46	37	32	4		1			36	35		4	4700	28	5700	
	47	42	35	7					42	42		6	4333	28	5596	
	48	35	28	7					35	35		6	4050	22	5431	
	49	2	2						2	2						
	50	16	11	5					14	15		13	1780	9	3033	
	51	11	10	1					11	9		7	1	9	3855	
	52	8	6	2					7	7		1	2	1	3333	
	53	6	5	1					6	5		1	5	1	2400	
	54	20	17	2		1			20	19	3	18	1	17	2323	
	55	5	4	1					5	5	1	4	1	3	2166	
	56	14	10	4					14	13	1	10	3	10	3570	
	57	16	15	1					16	16		9	1	13	3769	
	58	7	2	5					7	7		1	1	5	3000	
	59	3	2	1					3	3		2	2	2		
	60	9	7	2					9	8		3	2	5	3300	
	61	21	18	3					21	21		3	7	17	6164	
	62	13	12	1					13	11		1	1	12	6433	
	63	37	33	4					37	36		1	1	30	6520	
	64	40	37	3					39	38		1	1	31	6851	
	65	31	19	12		1			30	31		11	12	12	5875	
	66	29	23	6					28	28		4	4	22	6554	
	67	31	24	7					31	31	4	6	2	24	5941	
	68	22	17	5		1			22	22		2	16	16	5431	
	69	25	19	6					25	24	4	5	5	15	4826	
	70	7	6	1					7	7		1	1	5	5100	
71	17	14	3					17	16	1	1	1	13	3800		
72	14	12	2					14	14	2	2	2	9	3944		
37	1	35	19	15	1			32	11	8		13	2484	17	4617	
	2	18	3	15				17	18	1	1	14	3192	1		
	3	5	4	1				5	5			1	1	4	1725	
	4	38	22	16				34	15	2	4	16	3531	14	3235	
	5	34	21	13				29	9		22	13	3792	12	3725	
	6	35	14	21				30	13	2	3	21	3285	7	4428	
	7	60	23	37				53	21		5	32	3065	12	5416	
	8	29	10	19				26	10	10	12	18	2688	6	2450	
	9	66	38	28				57	27	25	64	25	3132	28	3646	
	10	73	25	48				66	11	10	4	44	3531	22	5268	
	11	21	10	11				19	4		8	11	3936	3	7500	
	12	16	8	8				16	7		8	8	3525	3	6166	
	13	25	19	6				25	3	3	1	12	3700	14	3785	
	14	21	14	7				21	4		1	14	2633	12	3858	
	15	30	26	2		2		29	5	3	1	1	6	24	3870	
	16	21	18	3				21	1	1	4	3	3500	17	5205	
	17	19	15	4				19	1		6	4	3075	14	4357	
	18	52	24	28				50	26	1	6	25	3524	18	4988	
	19	17	13	4				17	4	2	10	4	2925	12	4025	
	20	15	10	4				14	3	1	9	3	2733	9	2866	
21	29	17	12				29	10	1	1	24	10	3060	13	4569	
22	4	4					4	2		4	4	4	6250	4	6250	
23	14	6	7		1		14	2		1	8	7	3314	4	6125	
24	68	33	34				64	12	12	3	46	31	5451	28	4114	
25	30	23	7				26	6	6	24	7	7	3057	20	6285	
26	92	57	34		1		87	13		6	89	31	3083	42	4490	
27	44	17	27				40	6		40	16	16	4056	15	6360	
28	42	20	22				42	13		3	27	31	4467	6	8083	

¹For renter - occupied dwelling units and vacant nonseasonal not dilapidated units for rent.
²For owner - occupied dwelling units and vacant nonseasonal not dilapidated units, for sale only.

Table 3.—CHARACTERISTICS OF HOUSING FOR CENSUS TRACTS, BY BLOCKS: 1950—Con.

Census tract	Block	All dwelling units by occupancy and tenure					All dwelling units by condition and plumbing facilities			Occupied dwelling units				Contract monthly rent ¹		Value of one-dwelling-unit structures	
		Total	Owner occupied	Renter occupied	Vacant non-seasonal not dilap., for rent or sale	Other vacant and non-resident	Number reporting	No private bath or dilap.	No running water or dilap.	Total	Persons per room		Occupied by non-white	Number reporting	Average monthly rent (dollars)	Number reporting	Average value (dollars)
											Number reporting	1.51 or more					
37	29	14	12	2		14	2		14	14		4	12		10	5,700	
	30	40	27	13		40	11		40	40	1	30	19	3,600	19	4,210	
	31	27	14	13		27	13		27	26	2	17	7	3,284	7	3,785	
	32	26	21	5		26	6	2	26	25	2	14	18	2,960	18	4,411	
	33	44	28	16		43	15	1	44	44	5	21	21	3,037	21	5,376	
	34	40	31	9		38	8	2	40	38	1	5	23	4,011	23	4,304	
	35	22	12	10		20	4		22	22	2	7	10	3,900	10	4,900	
	36	24	20	4		22	1		24	24	2	8	4	4,000	18	5,533	
	37	32	23	9		32	12	1	32	32		2	9	3,711	15	4,793	
	38	58	33	25		57	27	1	58	58	1	4	23	3,504	20	5,695	
	39	18	10	8		18	10		18	18		15	8	4,512	3	5,566	
	40	43	9	34		41	4		43	43	2	31	3	4,066	4	10,750	
	41	32	16	16		32	18		32	32	1	28	16	4,093	4	3,625	
	42	115	60	52		100	33		112	111	5	107	48	3,558	42	4,907	
38	1	65	32	29		60	20	4	61	56	4	3	27	3,881	20	7,475	
	2	104	31	73		103	11		104	103	2	2	21	4,276	21	7,476	
	3	140	38	102		122	30	1	140	132	7	5	9	4,036	10	8,500	
	4	63	25	32	2	4	23		67	52	3	7	3	4,524	6	14,666	
	5	109	28	79	1	1	25		107	107	3	25	14	4,175	14	8,178	
	6	57	39	17		53	8		56	48		2	30	4,300	30	7,366	
	7	38	28	10		38	5		38	35		4	10	4,470	22	8,372	
	8	75	27	48		72	14	1	75	71	1	3	7	3,952	14	8,342	
	9	40	22	18		35	11		40	35	3	5	16	4,293	17	9,500	
	10	64	19	42		55	26		61	56	5	2	40	4,227	8	7,375	
	11	58	32	26		57	15	2	58	57	5	16	23	5,113	15	8,813	
	12	30	22	7	1	28			29	25		4	8	5,312	17	10,076	
	13	50	27	23		49	3		50	48			21	4,161	18	9,083	
	14	26	26			52	2		52	50	1	3	25	3,684	16	8,025	
	15	103	20	81		94	22	2	101	99	3	2	78	4,266	6	13,333	
	16	77	13	64		77	43	1	77	77			63	3,295	4	7,000	
	17	79	24	53		76	53		77	77	3	3	51	2,723	15	4,300	
	18	9	4	5		8			9	8		1	5	5,200	1		
	19	55	22	32	1	52	13		54	52	4	1	31	3,648	14	5,935	
	20	63	25	38		61	28	1	63	62	3	3	38	4,113	11	5,709	
	21	42	19	23		42	14		42	41			22	3,881	17	5,976	
	22	17	15	2		17			17	17			1		15	6,266	
	23	20	16	3		19			19	19			2		14	6,714	
	24	56	23	32		52	19		55	55	6		29	4,250	18	6,916	
39	1	33	18	15		33	6	2	33	33	2	3	14	2,807	9	3,711	
	2	51	21	29		49	13	10	50	50	3	50	29	2,534	12	4,500	
	3	31	16	15		29	5		31	31	3	31	15	3,680	9	4,877	
	4	42	15	26	1	41	19		41	40	3	41	27	3,314	8	4,562	
	5	56	29	27		55	2		56	53	1	54	25	2,900	24	5,170	
	6	33	20	13		33			33	33	2	3	13	2,753	18	3,322	
	7	33	10	23		33	1		33	33	4	3	22	1,854	4	2,750	
	8	92	36	56		91	1	1	92	91	2	2	90	2,344	22	5,531	
	9	23	9	14		23	1	1	23	23	1		14	2,814	7	8,142	
	10	24	17	7		23	1		24	24			23	3,714	16	5,375	
	11	41	19	20	1	41	3	3	39	39	1	3	39	2,314	13	3,884	
	12	14	9	5		14	2		14	14	3	3	5	3,380	7	4,128	
	13	46	20	25	1	42	17		45	45	2	2	43	4,024	11	4,636	
	14	39	19	20		39	7	3	39	39	2	3	39	2,730	15	4,366	
	15	24	19	5		24	4	1	24	24	1	24	5	2,800	17	5,476	
	16	39	9	30		38	5		39	39	1	39	25	3,340	7	7,214	
	17	30	16	14		28	6		30	27	1	30	14	3,557	12	3,750	
	18	45	9	36		34	9	1	45	40	2	44	36	2,061	2		
	19	47	13	33		46	28	15	46	46	3	46	33	1,869	8	3,037	
	20	31	16	13	1	31	15		29	29		29	14	2,000	10	3,250	
	21	51	31	19		48	14	8	50	50	1	50	19	2,436	21	2,652	
	22	81	28	52	1	81	22	6	80	80	5	80	51	1,913	16	2,356	
	23	59	11	48		44	2		59	57	2	59	45	3,948	9	2,544	
	24	44	28	16		43	2		44	41	3	43	16	3,275	23	4,852	
	25	59	32	27		59	12	1	59	57	2	59	26	3,480	19	4,968	
	26	53	24	29		52	23	2	53	53	2	53	28	3,642	12	3,525	
	27	32	17	15		31	17	4	32	31	2	32	14	3,842	8	3,950	
	28	85	21	60	3	68	27	1	81	73	4	59	50	3,402	9	5,388	
	29	51	24	27		51	27		51	51	5	51	25	3,848	11	5,118	
	30	47	29	17	1	47	10	1	46	46		46	18	3,550	22	5,968	
	31	39	28	10	1	36	9		38	38	1	37	9	3,588	19	6,342	
	32	40	25	15		35			40	33		40	14	3,064	12	5,866	
	33	50	35	15		39	3	1	50	44	1	50	11	3,190	18	4,572	
	34	30	16	14		30	3	1	30	30		30	12	2,958	8	3,000	
40	1	46	11	34		44	1	45	41		12	32	3,221	9	5,888		
	2	44	21	22		43	3	43	42	1	41	21	3,766	15	6,333		
	3	59	27	31		53	4	58	51		53	23	3,265	20	6,335		
	4	49	28	21		48	8	8	49	46	1	48	18	3,605	16	6,862	
	5	39	29	10		39	2		39	39		39	23	3,560	23	5,200	
	6	13	10	3		13			13	13		3	3	3,900	8	4,112	
	7	28	14	12		28	2	2	26	26		12	12	5,125	9	5,300	
	8	67	26	40	1	66	16		66	56	3	62	32	3,996	10	6,550	

¹For renter - occupied dwelling units and vacant nonseasonal not dilapidated units, for rent.
²For owner - occupied dwelling units and vacant nonseasonal not dilapidated units, for sale only.

HOUSING—BLOCK STATISTICS

Table 3.—CHARACTERISTICS OF HOUSING FOR CENSUS TRACTS, BY BLOCKS, 1950—Con.

Census tract	Block	* All dwelling units by occupancy and tenure					All dwelling units by condition and plumbing facilities			Occupied dwelling units			Contract monthly rent ¹		Value ² of one-dwelling-unit structures		
		Total	Owner occupied	Renter occupied	Vacant non-seasonal not dilap. for sale	Other vacant and non-resident	Number reporting	No private bath or dilap.	No running water or dilap.	Total	Persons per room		Occupied by non-white	Number reporting	Average monthly rent (dollars)	Number reporting	Average value (dollars)
											Number reporting	1.51 or more					
40	13	58	24	33	1	56	4	1	57	53		45	22	31.50	20	6,735	
	14	63	30	33		57	3		63	63		34	33	31.66	22	6,122	
	15	87	15	71		82	7	1	86	85		28	68	38.45	7	4,457	
	16	88	23	64		85	1		87	86	1	7	58	38.96	12	5,166	
	17	52	29	23		47	4	1	52	52	2	14	26	39.80	19	5,500	
	18	73	29	42		68	18		71	70	1	25	30	37.58	13	7,600	
	19	55	20	31		53	9	1	51	50	4	39	23	44.91	12	6,875	
	20	73	24	46		73	15	1	70	70	6	18	47	39.82	14	5,528	
	21	70	28	42		69	3		70	70	1		42	39.95	16	5,193	
	22	45	23	21	1	39	8		44	40	2		17	42.70	17	5,882	
	23	58	23	35		54	18	2	58	58	2	1	35	41.68	10	5,000	
	24	33	19	12		30	3		31	30	3		13	42.76	12	5,750	
	25	123	32	91		102	34	1	123	116	10	1	87	39.24	15	4,846	
	26	81	21	58		78	27	1	79	76	5		56	37.33	11	4,427	
	27	68	19	49		67	28		68	68	4	11	43	37.65	9	5,166	
	28	62	23	39		51	24	1	62	53	5	23	30	35.00	11	6,909	
	29	65	20	42		58	21		62	57	3		36	38.11	8	6,562	
	30	54	27	27		53	12	1	54	54	2	7	25	50.52	20	5,835	
	31	41	15	26		40	14		41	38	1	11	26	38.19	7	5,957	
	41	1	51	25	26		50	22		51	49	5	51	25	19.16	15	3,540
		2	49	10	39		48	24		49	49	3	49	39	20.02	6	3,100
		3	65	10	55		63	8	3	65	65	2	65	55	20.94	8	3,837
		4	26	7	18	1	24	5		25	25	3	25	18	26.33	6	4,333
		6	18	8	9		17	2		17	17			9	32.66	4	7,875
		7	40	12	25	3	33	17	2	37	37	2	37	27	34.44	7	7,000
		8	13	7	6		13	7		13	13			6	31.16	5	5,060
		9	54	8	46		48	37	16	54	52	6	52	45	29.95	22	2,800
		10	134	22	112		129	112	91	134	132	37	42	105	27.19	12	4,333
		11	145	27	118		139	116	76	145	143	15	142	113	25.90	9	2,888
		12	122	23	96	3	105	64	2	119	118	9	116	94	28.48	15	9,366
		14	42	8	32		39	2		40	40	2	40	31	21.35	6	3,833
15		43	13	30		43	13		43	43	5	43	28	20.42	10	3,600	
16		55	11	43		54	24		54	54	1	54	43	17.76	5	2,600	
17		65	14	51		64	31	1	65	65	1	64	49	13.95	12	3,625	
18		34	17	15	1	30	8		32	32		32	14	21.21	12	4,000	
19		31	8	22	1	31	4		30	30	1	30	23	27.34	4	3,625	
20		54	15	39		53	3		54	54	2	54	39	27.76	10	2,690	
21		42	14	28		41	3		42	41	3	42	27	24.11	6	3,100	
23		297	14	280	1	265	93	15	294	289	39	35	268	34.11	1		
24		60	26	34		56	19	5	60	58	10	57	31	34.64	20	6,415	
25		33	31	2		33			33	31	2	32	2		29	8,224	
28		10	4	6		10			10	10		10	6	49.16			
29		31	27	4		30			31	30		31	3	34.33	26	5,473	
30		49	26	23		48	4	1	49	49	4	49	22	23.13	12	4,000	
31		61	28	33		60	10	1	61	61	3	61	31	21.19	15	3,133	
32		58	31	26		57	18		57	57	1	57	25	25.36	15	3,573	
33		56	30	24		53	5		54	52		54	23	25.56	13	3,623	
34		29	20	8	1	28	2	2	28	28	2	28	8	31.00	18	6,000	
36		77	14	61	1	60	9	1	75	74	1	54	60	42.21	2		
37		70	18	48		64	29	2	66	65	8	37	48	33.35	4	7,250	
38	23	2	21		14	1		23	22	1	9	21	36.00	2			
42	2	36	28	8		30		36	34		35	8	25.37	18	4,066		
	3	32	21	11		26	1	32	31		32	9	27.77	16	4,437		
	7	20	19	1		20		20	20		20	1		18	7,333		
	8	24	17	7		23	6		24	22		6	40.50	11	6,436		
	9	13	9	4		13		13	13		13	4	74.25	6	8,000		
	10	93	21	63		92	9		84	17	4	60	39.31	7	6,828		
	11	76	8	66		55	10		74	15	2	62	39.62				
	12	214	8	194	1	189	34	1	202	199	12	1	187	40.80			
	13	80	18	61		68	41		79	78	10	59	37.03	1			
	14	44	23	21		44	11		44	44	2	21	43.04	14	6,357		
	15	31	13	18		31	7		31	31	1	17	50.58	8	7,487		
	16	43	10	32		43	4		42	41	2	33	54.78	6	7,600		
	17	26		26	1	26			26	26	1	1	25	33.96			
	18	1															
	19	21	6	15		21			21	21		14	39.78				
	21	18	8	10		12			18	18		17	9	30.00	2		
	24	17	14	3		11			17	17		8	2		12	4,433	
	26	7	7			6			7	7					7	4,928	
	27	40	22	18		30			40	39		18	18	34.16	14	4,428	
	28	51	26	24		37		1	50	49	1	22	22	43.68	15	5,300	
	29	76	40	33		73	68	66	73	73	3	31	31	41.67	8	4,875	
	30	86	28	56		80	74	74	84	84	2	2	53	39.75	13	5,900	
	31	56	13	42		55	29	29	55	55	1	1	40	45.45	6	8,250	
	32	129	10	110		125	99	93	120	120	16	106	106	35.36			
	33	137	4	133		132	29		137	137	11	11	131	42.02			
	34	221	6	214		207	28		220	219	12	12	205	41.96			
	35	253	12	232		233	231	231	244	239	5	219	219	45.45	3	7,000	
	38	141	12	128		131	81	71	140	138	8	122	122	44.92	6	6,166	
	39	79	24	55		70	63	59	79	78	12	52	52	39.98	9	5,722	
	40	35	23	11	1	24	3		34	34		12	12	36.08	17	5,470	
	41	54	20	34		47	2		54	51	4	31	31	39.19	8	6,500	

¹For renter - occupied dwelling units and vacant nonseasonal not dilapidated units, for rent.
²For owner - occupied dwelling units and vacant nonseasonal not dilapidated units, for sale only.

Table 3.—CHARACTERISTICS OF HOUSING FOR CENSUS TRACTS, BY BLOCKS: 1950—Con.

Census tract	Block	All dwelling units by occupancy and tenure					All dwelling units by condition and plumbing facilities			Occupied dwelling units				Contract monthly rent ¹		Value ² of one-dwelling-unit structures	
		Total	Owner occupied	Renter occupied	Vacant non-seasonal not dilap., for rent or sale	Other vacant and non-resident	Number reporting	No private bath or dilap.	No running water or dilap.	Total	Persons per room		Number reporting	Average monthly rent (dollars)	Number reporting	Average value (dollars)	
											Number reporting	1.51 or more					Occupied by non-white
43	1	35	8	25		2	10	5	33	31	4	25	23	27.73	4	3,025	
	2	21	15	6			12		21	21		21	6	31.83	11	3,209	
	3	44	10	27		7	20	13	37	36	5	31	26	20.03	6	3,166	
	4	41	5	34		2	31	5	39	39	3		34	31.97	2		
	5	8		8			7	5	8	7	1		8	25.37			
	6	23	11	12			23	8	23	23	2		12	31.83	9	2,833	
	7	20	11	9			17	3	20	20			9	29.22	11	3,500	
	8	38	15	21		2	36	20	36	36	4		18	36.44	10	2,600	
	9	64	22	41		1	58	35	63	63	11	23	38	27.36	12	2,366	
	10	36	19	17			35	20	36	36	3	34	17	23.00	14	2,714	
	11	13	43	10	33		41		43	43	1	41	30	26.50	8	5,750	
	12	14	139	14	122	3	135	111	136	134	51	17	115	28.80	14	5,157	
	13	15	54	5	49		53	5	54	54	3	6	45	31.26	5	7,200	
	14	16	25	6	19		20	4	25	25	1	22	19	26.15	2		
	15	17	10	3	7		10	5	10	10	1		7	26.85	2		
	16	18	11	4	7		10	6	11	11	1		7	37.71	2		
	17	20	2														
	18	21	33	8	25		31	14	33	32	2		23	31.13	4	7,625	
	19	22	109	23	77	9	105	6	100	100	1	1	80	40.85	8	6,125	
	20	23	70	43	27		68	12	70	70	5		23	35.56	32	5,131	
	21	24	25	14	11		25	10	25	25	2		11	27.45	12	5,333	
	22	25	35	2	31		35	24	33	33	4		30	28.66			
	23	26	124	3	116	4	121	60	119	118	19		114	35.35			
	24	27	343	3	324	17	341	7	326	326	6	1	328	47.02			
	25	28	47	7	39	1	47	23	46	44	2	1	37	41.13	2		
	26	29	55	22	33		55	28	55	55	1		32	35.90	14	6,892	
	27	30	49	12	35	1	47	34	47	47	6		35	35.68	3	6,600	
	28	31	59	12	45	1	49	22	57	49	6		42	28.50	1		
	29	32	16	6	9	1	11		15	12	5		5	43.00	4	6,250	
	30	33	53	5	44	3	46	15	49	49	6		44	26.22	1		
	31	35	26	1	25		26		26	26			24	33.33			
	32	36	39	7	32		37	21	39	39	7		29	28.31	1		
	33	37	46	13	33		45	23	46	45	1		32	35.84	5	4,580	
	34	38	16	7	7	2	15	8	14	14	1		7	41.85	4	7,375	
	35	39	133	29	102	2	125	47	131	121	3	1	101	41.86	2		
	36	40	244	20	223	1	236	33	243	237	20	3	218	36.78	3	6,500	
	37	41	91	17	73	1	90	63	90	90	15		69	38.89	6	6,333	
	38	42	142	12	129	1	141	59	141	141	9	5	123	37.69	2		
	39	43	127	18	109		125	58	127	127	5	1	104	41.63	2		
	40	44	52	10	41	1	49	28	51	51	10		39	39.23	1		
	41	45	75	13	55	4	71	14	68	68	5		59	52.13	3	8,566	
	42	46	45	18	24		37	19	42	42	15		18	35.83	10	4,050	
	43	47	46	11	33		39	23	44	43	4		29	32.72	3	2,333	
	44	48	26	5	21		23	12	26	25	1	1	19	25.78			
45	49	55	8	46		54	30	54	54	6		45	34.71	2			
46	50	27	3	23		23		26	26		1	23	28.04	1			
47	51	12	1	10		11		11	11		1	10	27.30	1			
48	52	9	2	7		9		9	9			7	37.42				
49	53	10	2	8		10		10	10			8	48.12	1			
50	54	64	20	44		57	37	64	64	6		43	27.83	15	4,100		
51	55	84	19	64		81	52	83	81	7		59	36.91	4	4,850		
52	56	61	14	46	1	57	33	60	57	6		42	42.76	2			
53	57	258	13	243	2	255	36	256	254	10	5	236	42.27	3	5,833		
54	58	94	6	88		94	51	94	93	3		83	33.81				
55	59	197	12	181	1	179	44	193	180	13	22	170	39.37				
56	60	159	12	146	1	155	28	158	158	9	3	136	41.52	5	9,000		
57	61	69	24	44	1	68	35	68	67	6		42	41.92	8	5,937		
58	62	71	19	52	1	66	33	71	69	13		51	46.45	8	6,600		
59	63	28	4	24		26	15	28	27	2		18	34.66				
60	64	21	8	12	1	18	6	20	19			11	32.18				
61	65	27	9	18		24	8	27	27	6		18	40.50	5	5,600		
44	7	13	6	7		13	7	13	13	1		7	27.85	4	3,750		
	8	9	3	5	1	7	6	5	8	7		5	13.00	1			
	9	1															
	10	2				2	2	2	4	4		3	8.33				
	11	4	1	3		7	4	7	7	1		3	20.00	1			
	12	6	7			13	9	13	16	16		10	22.40	3	5,166		
	13	16	6	10		16	9	16	16	15		69	18.91				
	14	31	1	28	2	28	3	24	31	28	6		30	65.43			
	15	36	3	29		30	6	3	36	36			4	35.00			
	16	37	6	2		6	3		6	6			4	35.00			
	17	48	8	9		4	17	8	17	17	3	10	9	30.22	6	3,900	
	18	51	21	8	58		57		58	56	24		58	38.89			
	19	52	25	3	20	2	24	24	23	23			20	48.00	1		
	20	53	50	9	42		47	33	50	48	11		41	33.12			
21	54	57	24	32	1	52	10	56	53	4	1	27	35.29	11	5,136		
22	55	45	11	34		45	24	45	45	10		33	38.96	1	4,600		
23	56	47	1	46		43	8	47	46	2		43	29.09	1			
24	57	72	17	55		66	43	72	70	7	1	53	30.69	1	4,800		
25	58	38	12	26		37	19	38	37	2	1	24	30.66	6	3,066		
26	59	26	10	14	1	24	12	24	24	1		15	33.06	5	5,200		
27	60	46	15	26	4	41	20	41	41	1		26	36.80	8	6,937		
28	61	94	21	70	1	87	27	91	90	3	2	69	39.27	5	5,600		
29	62	127	15	105	6	117	32	120	120	8	1	106	38.48	3	5,000		

¹For renter-occupied dwelling units and vacant nonseasonal not dilapidated units, for rent.
²For owner-occupied dwelling units and vacant nonseasonal not dilapidated units, for sale only.

HOUSING—BLOCK STATISTICS

Table 3.—CHARACTERISTICS OF HOUSING FOR CENSUS TRACTS, BY BLOCKS: 1950—Con.

Census tract	Block	All dwelling units by occupancy and tenure					All dwelling units by condition and plumbing facilities			Occupied dwelling units			Contract monthly rent ¹		Value ² of one-dwelling-unit structures		
		Total	Owner occupied	Renter occupied	Vacant non-seasonal not dilap., for rent or sale	Other vacant and non-resident	Number reporting	No private bath or dilap.	No running water or dilap.	Total	Persons per room		Number reporting	Average monthly rent (dollars)	Number reporting	Average value (dollars)	
											Number reporting	1.51 or more					Occupied by non-white
44	68	45	8	36		1	38	27	2	44	43	5	34	3038	2	5400	
	69	38	10	28	2		37	18	1	36	36	6	24	4133	5	3050	
	70	44	7	37			44	7		44	44	1	36	4134	4		
45	1	2	7	9			15	13	13	16	16	2	3	933	7	1614	
	5	16	3	6			8	6	3	9	9	3	4	1400	3	2666	
	6	9					30	12	12	29	29	4	19	2347	8	3437	
	7	3	10	19	1	2	42	14	7	46	44	7	23	2850	12	4458	
	8	3	20	15		4	44	3	2	54	53	3	10	2750	29	3903	
	9	5	39	14			44	3	2	54	53	3	10	2060	15	3620	
	10	3	16	5			12	5	1	13	13	1	4	1650	7	2885	
	11	3															
	12	13															
	13	2															
	15	11	7	4			8	7	1	11	11	1	4	2950	5	2460	
	16	27	14	13			24	7	1	27	25	2	11	2119	7	4142	
	17	48	33	15			48	16	4	48	47	1	14	2971	27	4000	
	18	44	13	11	1		44	15	1	43	43	2	13	1759	20	4275	
	19	46	20	22			45	15	1	46	46	2	25	3099	11	5181	
	20	59	32	28		1	58	13	1	58	58	1	24	3428	25	4140	
	21	59	32	24			66	20	2	66	66	2	40	3200	14	4071	
	22	66	44	44			60	34	2	60	60	1	31	3119	23	4469	
	23	66	28	28			55	32	3	55	55	2	28	2410	17	4517	
	24	55	25	33			53	13	6	41	41	6	11	2581	24	2912	
	25	41															
	26	13	4	9			13	13	8	13	12	1	12	1800	3	2700	
	27	28	15	24			22	17	1	22	22	2	21	2076	12	2440	
28	28	6	4			29	6	1	29	29	1	7	1928	5	1525		
29	9	2	4			4	4	4	4	4	4	3	800	1	2460		
30	11	11	3			14	11	9	14	14	2	4	2600	10	2400		
31	12	5	3			14	4	4	14	14	4	3					
32	14	11	1			11	6	5	11	11	2	6	2800	10	2800		
33	16	10	1		1	16	15	4	15	15	6	20	2728	22	2718		
34	37	36	10			36	15	5	35	35	6	7	2728	10	2800		
35	37	36	10			36	15	5	35	35	6	7	2728	10	2800		
36	37	36	10			36	15	5	35	35	6	7	2728	10	2800		
37	37	36	10			36	15	5	35	35	6	7	2728	10	2800		
38	30	21	8		1	24	10	5	29	29	9	7	1628	17	3305		
39	38	27	12			32	9	2	32	32	2	19	2481	26	4207		
40	40	33	12			36	13	3	35	35	2	11	2481	16	4137		
41	41	36	10		1	36	12	7	35	35	2	11	2585	7	2142		
42	42	36	10		4	36	7	5	35	35	2	7	2133	8	3187		
43	43	36	10			36	7	3	35	35	1	12	2400	5	2140		
44	43	36	10			36	7	3	35	35	1	12	2400	5	2140		
45	44	36	10		1	36	7	3	35	35	1	12	2400	5	2140		
46	45	36	10			36	7	3	35	35	1	12	2400	5	2140		
47	46	36	10			36	7	3	35	35	1	12	2400	5	2140		
48	47	36	10			36	7	3	35	35	1	12	2400	5	2140		
49	47	36	10			36	7	3	35	35	1	12	2400	5	2140		
50	47	36	10			36	7	3	35	35	1	12	2400	5	2140		
51	47	36	10			36	7	3	35	35	1	12	2400	5	2140		
52	47	36	10			36	7	3	35	35	1	12	2400	5	2140		
53	47	36	10			36	7	3	35	35	1	12	2400	5	2140		
54	47	36	10			36	7	3	35	35	1	12	2400	5	2140		
55	47	36	10			36	7	3	35	35	1	12	2400	5	2140		
56	47	36	10			36	7	3	35	35	1	12	2400	5	2140		
57	47	36	10			36	7	3	35	35	1	12	2400	5	2140		
58	47	36	10			36	7	3	35	35	1	12	2400	5	2140		
59	47	36	10			36	7	3	35	35	1	12	2400	5	2140		
60	47	36	10			36	7	3	35	35	1	12	2400	5	2140		
61	47	36	10			36	7	3	35	35	1	12	2400	5	2140		
62	47	36	10			36	7	3	35	35	1	12	2400	5	2140		
63	47	36	10			36	7	3	35	35	1	12	2400	5	2140		
64	47	36	10			36	7	3	35	35	1	12	2400	5	2140		
65	47	36	10			36	7	3	35	35	1	12	2400	5	2140		
66	47	36	10			36	7	3	35	35	1	12	2400	5	2140		
67	47	36	10			36	7	3	35	35	1	12	2400	5	2140		
68	47	36	10			36	7	3	35	35	1	12	2400	5	2140		
69	47	36	10			36	7	3	35	35	1	12	2400	5	2140		
70	47	36	10			36	7	3	35	35	1	12	2400	5	2140		
71	47	36	10			36	7	3	35	35	1	12	2400	5	2140		
72	47	36	10			36	7	3	35	35	1	12	2400	5	2140		
73	47	36	10			36	7	3	35	35	1	12	2400	5	2140		
74	47	36	10			36	7	3	35	35	1	12	2400	5	2140		
75	47	36	10			36	7	3	35	35	1	12	2400	5	2140		
76	47	36	10			36	7	3	35	35	1	12	2400	5	2140		
77	47	36	10			36	7	3	35	35	1	12	2400	5	2140		
78	47	36	10			36	7	3	35	35	1	12	2400	5	2140		
79	47	36	10			36	7	3	35	35	1	12	2400	5	2140		
80	47	36	10			36	7	3	35	35	1	12	2400	5	2140		
81	47	36	10			36	7	3	35	35	1	12	2400	5	2140		
82	47	36	10			36	7	3	35	35	1	12	2400	5	2140		
83	47	36	10			36	7	3	35	35	1	12	2400	5	2140		
84	47	36	10			36	7	3	35	35	1	12	2400	5	2140		
85	47	36	10			36	7	3	35	35	1	12	2400	5	2140		
86	47	36	10			36	7	3	35	35	1	12	2400	5	2140		
87	47	36	10			36	7	3	35	35	1	12	2400	5	2140		
88	47	36	10			36	7	3	35	35	1	12	2400	5	2140		
89	47	36	10			36	7	3	35	35	1	12	2400	5	2140		
90	47	36	10			36	7	3	35	35	1	12	2400	5	2140		
91	47	36	10			36	7	3	35	35	1	12	2400	5	2140		
92	47	36	10			36	7	3	35	35	1	12	2400	5	2140		
93	47	36	10			36	7	3	35	35	1	12	2400	5	2140		
94	47	36	10			36	7	3	35	35							

Table 3.—CHARACTERISTICS OF HOUSING FOR CENSUS TRACTS, BY BLOCKS: 1950—Con.

Census tract	Block	All dwelling units by occupancy and tenure					All dwelling units by condition and plumbing facilities			Occupied dwelling units				Contract monthly rent ¹		Value ² of one-dwelling-unit structures	
		Total	Owner occupied	Renter occupied	Vacant non-seasonal not dilap., for rent or sale	Other vacant and non-resident	Number reporting	No private bath or dilap.	No running water or dilap.	Total	Persons per room		Occupied by non-white	Number reporting	Average monthly rent (dollars)	Number reporting	Average value (dollars)
											Number reporting	1.51 or more					
46	49	15	4	11		15	9	1	15	15			10	4 08.00	4	6 75 00	
	50	16	12	4		14	2		16	13	1		3	39.00	9	10 03 33	
	51	46	15	30		43	2		45	44			29	57.31	6	6 83 33	
	52	19	8	11		12			19	19			10	57.70	6	9 08 33	
	54	12	10	1		12		1	11	10			1		9	12 16 66	
	55	15	11	4		15	2		15	15			4	60.50	7	15 42 88	
	56	12	8	4		10	3		12	10	1		3	45.00	6	13 33 33	
	57	14	3	11		14			14	13			11	47.36	1		
	58	52	10	39		49	3	1	49	46			37	47.18	8	11 75 00	
	59	15	7	8		15	2		15	15	1		8	47.00	5	15 40 00	
	60	10	8	2		10			10	10			2		6	15 16 66	
	61	18	14	4		18			18	18			4	45.75	6	13 83 33	
	63	37	10	26	1	35			36	34			24	54.45	8	10 00 00	
	64	69	24	44	1	69			68	68		1	45	56.31	12	8 62 85	
	65	11	6	5		11	2		11	11			5	35.20	4	19 25 50	
	66	25	18	7		25	2		25	25			7	62.57	8	6 68 77	
	67	34	14	18	2	31	11	2	32	32	1		19	35.68	8	6 07 55	
	68	43	13	30		41	7		43	43	1		27	41.74	4	10 75 50	
	69	29	10	18	1	28			28	27			15	50.20	6	8 33 33	
	70	45	17	25	3	43	3		42	41	2		26	41.30	14	9 71 14	
	71	99	29	66	4	91	6		95	94	2	3	63	50.25	18	13 86 11	
	72	48	21	26		45	9	1	47	46	2		25	48.48	13	11 65 33	
	73	81	28	45		72	20		73	68	1	1	39	54.23	14	13 60 07	
47	1	9	2	7		9	6	2	9	9			7	46.71			
	2	41	17	23	1	38	1	1	40	39			24	48.29	10	9 30 00	
	3	45	16	28		45	19		44	44	2		28	49.28	9	11 05 55	
	4	89	24	60	5	87	9		84	84		1	63	43.65	14	7 85 57	
	5	87	27	59	1	68			86	86			58	44.12	17	6 70 55	
	6	43	26	17		26			43	37	1		15	43.06	19	6 76 33	
	7	76	21	55		48	1		76	68	1		53	59.13	12	6 62 55	
	8	49	25	23		42	1	1	48	48			22	40.45	11	6 63 36	
	9	73	28	44	1	71	44	3	72	72	5		44	39.36	11	8 45 44	
	10	84	14	70		73	10		84	83		4	63	46.57	5	9 60 00	
	11	151	11	140		142	9	1	151	150	3	5	131	42.77	3	7 50 00	
	12	46	17	29		35	5		46	45		1	25	51.96	12	7 57 55	
	13	71	2	69		66	22		71	71	8		65	40.27			
	14	48	12	34	1	30	10	1	46	43		2	30	41.46	4	7 26 44	
	15	91	15	76		75	18		91	91	5		73	38.64	8	6 87 55	
	16	33	10	23		30	2		33	32		3	23	42.69	1		
	17	98	15	80	2	85	11	2	95	94	2		81	46.49	7	5 07 11	
	18	26	10	14	2	25	2		24	24		1	12	40.66	7	5 07 11	
	19	29	6	22	1	28	3	1	28	28			20	33.40	4	4 00 00	
	20	62	28	33	1	62	11		61	61	1		33	45.33	13	5 93 30	
	21	89	32	53	3	85	20	2	85	84	3		53	47.64	17	5 72 99	
	22	50	21	28		49	7		49	49		1	27	47.00	14	6 28 85	
	23	24	11	13		23	8	2	24	24		1	13	37.46	5	6 80 00	
	24	61	20	40	1	56	5		60	60			41	60.63	4	8 00 00	
	25	191	11	174	6	177	8	1	185	179	1	5	168	86.04	3	7 26 66	
	26	135	21	114		129	8		135	132			109	44.43	9	6 27 77	
	27	115	10	102	3	113	35		112	110			101	48.21	2		
	28	16	4	12		16	9		16	16			11	56.36	1		
48	1	151	3	148		148	2	2	151	150	1	2	142	54.90			
	2	129	19	110		125	17		129	129	2		106	46.23	3	8 00 00	
	3	101	13	87		93	4		100	100	2		86	61.83	5	5 70 00	
	4	271	3	258	10	242	8		261	259			258	72.89	1		
	5	99	14	77	8	91	4	1	91	90	2		81	75.64	4	7 00 00	
	6	85	51	32		75			83	80	1		31	46.83	31	8 73 35	
	7	17	5	11	1	17			16	15		1	11	50.09	1		
	8	58	19	37	2	54	16		56	56	1		30	48.18	8	10 56 2	
	9	174		116	57	167			116	115	1		112	67.42			
	10	39	8	26	5	35	11		34	33			24	66.50	1		
	11	77	18	58	1	71	35		76	76	3		55	46.56	7	9 28 55	
	12	88	17	67	2	87	32	4	84	84	1	2	66	48.53	7	6 00 00	
	13	47	9	38		46	9		47	46		2	37	40.54	5	7 20 00	
	14	50	10	39		49	38	6	49	49			39	32.15	3	6 83 33	
	15	71	20	49	1	69	38		69	67	7		48	40.50	6	8 25 00	
	16	95	18	74	1	89	49	4	92	89	3		71	40.80	4	6 37 55	
	17	97	8	86	3	96	4		94	94	2		85	60.94	4	6 25 50	
	18	157	17	136	3	142	3	1	153	147	2	1	126	76.97	6	10 00 00	
	19	86	27	59		81	13		86	82	2		51	54.88	13	11 15 33	
	20	39	36	3		31	1	1	39	25					21	8 19 00	
	21	162	16	144	2	150	26		160	159	12	3	144	41.34	7	10 35 57	
	22	86	12	74		86	5		86	81	2	2	71	45.22	4	9 25 00	
	23	13	11	2		7			13	12			2		9	7 36 66	
	24	35	18	16	1	20	3		34	23	1		10	31.20	10	6 70 00	
	25	53	14	39		49	5		53	49		1	34	61.50	4	7 75 00	
	26	22	4	17	1	19	5		21	21	1		15	45.00	2		
	27	112	29	83		101	4		112	104	2	2	64	49.21	11	6 36 33	
	28	70	11	59		69	9		70	69			58	51.01	1		
	29	70	14	56		64	37		70	57			53	44.22	3	9 33 33	
	30	96	14	82		83	23	1	96	82	4	3	69	47.81	5	10 90 00	

¹For renter-occupied dwelling units and vacant nonsensational not dilapidated units, for rent.
²For owner-occupied dwelling units and vacant nonsensational not dilapidated units, for sale only.

HOUSING—BLOCK STATISTICS

Table 3.—CHARACTERISTICS OF HOUSING FOR CENSUS TRACTS, BY BLOCKS: 1950—Con.

Census tract	Block	All dwelling units by occupancy and tenure					All dwelling units by condition and plumbing facilities			Occupied dwelling units			Contract monthly rent ¹		Value ² of one-dwelling-unit structures	
		Total	Owner occupied	Renter occupied	Vacant non-seasonal not dilap., for rent or sale	Other vacant and non-resident	Number reporting	No private bath or dilap.	No running water or dilap.	Total	Persons per room		Number reporting	Average monthly rent (dollars)	Number reporting	Average value (dollars)
											Number reporting	1.51 or more				
49	1	23	1	20	1	1	23	21	14	21	21	7	19	37.52		
	2	177	16	131	1	26	156	30	3	147	127	16	130	82.91	6	5,833
	3	82	27	53	4	1	81	29	4	80	80	3	50	39.96	4	3,625
	4	72	12	60			72	48		72	72	4	58	43.91	3	6,666
	5	55	9	42		4	54	16		51	51	1	42	56.76	1	
	6	7	1	6			7	2		7	5		6	52.50		
	9	12		12			11	11	4	12	11	4	11	36.18		
	10	68	24	44			63	26		64	64	2	41	37.53	16	5,593
	11	161	38	119	3	1	152	64	4	157	152	17	115	40.88	15	5,753
	12	64	15	46		3	63	22	9	61	60	2	44	34.09	7	6,328
	13	107	29	75	1	2	100	39	7	104	102	4	73	46.32	14	7,335
	14	127	4	122	1		122	1	1	126	126	3	119	46.50		
	15	184	3	172	8	1	182	1	2	175	174	2	172	47.11		
	16	47	13	34			47	23	2	47	43	1	33	42.78	6	5,500
	17	53	22	31			52	25	11	53	53	1	29	36.24	11	5,045
	19	30	7	23			29	7		30	30		20	49.55	2	
	20	96	27	66	2	1	88	45	7	93	91	10	67	44.22	12	5,200
	21	82	26	55		1	78	55	6	81	81		52	26.36	13	4,000
	22	66	21	45			66	36		66	66		41	40.51	10	8,650
	23	120	16	95	7	2	120	13	1	111	111	4	98	44.51	6	7,083
	24	243	16	201	8	18	238	23		217	172	14	204	52.09	1	
	25	110	15	91	3	1	109	85		106	104	12	91	34.46	3	9,666
	26	167	19	139	3	1	166	96	1	158	157	1	142	36.21	1	
	27	65	19	46			65	36		65	65		45	36.00	9	6,944
	28	47	24	22	1		46	20		46	46		20	38.00	12	6,458
	29	49	19	28	2	1	44	13	1	47	47	1	27	44.96	3	6,666
	30	68	15	52			68	8		67	66		52	42.25	4	5,500
	32	66	26	38		2	60	22	7	64	64		37	40.18	11	6,736
	33	79	17	62			70	12	4	79	79	6	58	44.93	10	8,850
	34	136	5	124	7		131	5	2	129	127	1	126	47.96	2	
	35	44	16	25	2	1	44	24	4	41	40	1	26	48.26	7	6,928
	50	1	67	4	62	1	66	41		66	66	7	60	41.16	1	
		2	149	17	131	1	148	25	2	148	148	5	127	46.71	7	7,457
		3	78	21	54	2	76	36		75	73	10	51	44.54	4	7,375
		4	116	20	94		114	46		114	114	3	90	52.22	6	9,300
5		28	17	11		27	11		28	27	1	11	39.72	11	7,045	
6		24	8	16		23	3		24	24	2	16	56.81	4	8,825	
7		60	13	46	1	55	8		59	59	2	45	53.60	9	10,111	
8		22	8	14	1	21	8		21	21	2	16	88.04	2		
9		32	10	20	1	31	1		30	30	5	20	31.3	4		
10		79	25	51	2	78	17		76	76	20	50	68.61	2	7,500	
11		72	12	57		67	3	24	69	67	1	55	36.36	4	5,500	
12		55	5	50		55	3	31	55	55		5	51	51.00	5	
13		24	2	22	1		24	19		23	23		21	46.38	1	
14		45	7	37		44	1		44	43	10	36	40.94	2		
15		44	15	29		44	3		44	43		36	52.8	1		
16		54	15	39		54	3		54	53		36	86.92	2		
17		44	11	33		44	3		44	43		36	54.62	8		
18		11	14	22		10	1		11	14	2	2	91	61.04	5	11,400
19		19	11	8	2	21	1		17	17	4	2	159	88.69	3	17,333
20		189	11	145	2	2	151	14	1	171	170	1	143	55.24	4	17,000
21	91	9	81	1		90	1		90	89	1	80	92.83	2		
22	151	7	144			146	15	1	151	151	1	141	74.25	5	9,800	
23	83	8	74			80	12		82	79	2	71	91.73	2	12,366	
24	182	11	135	2	4	150	19		146	143	1	129	53.82	3		
51	1	99	29	67	3	93	25	1	96	85	3	68	41.79	15	11,400	
	2	56	21	33	2	51	20		54	49	8	34	40.11	8	8,375	
	3	37	25	12	1	44	17		48	44	2	21	30.28	15	9,133	
	4	47	27	20		32	4		36	32	2	8	46.75	24	8,129	
	5	26	20	6	1	25	5		26	25		5	95.00	12	10,433	
	6	47	26	21		43	4		46	43	1	21	78.00	13	16,000	
	7	10	6	4	1	9	1	1	9	8	1	3	44.33	6	25,166	
	9	29	11	18		23	4		29	26		17	56.11	6	15,350	
	10	48	7	39	2	47	2		46	46	5	41	44.48	1		
	11	12	6	6		12	2		12	18		12	50.50	4	9,875	
	12	73	15	57	1	72	1		72	72	4	27	58.92	9	10,500	
	13	14	17	49	4	1	68	21		66	66	8	49	67.00	10	6,700
	14	32	12	19	1		27	8		31	30	2	20	54.80	10	12,500
	15	20	7	13			12			13	12		5	91.00	4	36,250
	16	22	2	5			7	3		7	7		5	38.40		
17	41	19	22			40	1		41	40		20	40.85	5	7,500	
18	78	35	43			70	12		78	75	4	40	49.55	14	10,714	
19	18	7	11	1		15	3		18	16		11	41.27	7	11,214	
20	9					9			9	8		1				
30	5	3	2			4			5	5		1		2		
33	54	14	38	2		53	9		52	52	2	37	54.51	4	9,500	
34	41	9	31	1		40	11		40	39	1	30	48.33	4	7,800	
35	132	11	119	2		127	10		130	129	3	119	64.64	3	9,333	
52	1	28	9	19		28	22		28	28	4	18	33.66	4	4,950	

¹For renter - occupied dwelling units and vacant nonseasonal not dilapidated units, for rent.
²For owner - occupied dwelling units and vacant nonseasonal not dilapidated units, for sale only.

Table 3.—CHARACTERISTICS OF HOUSING FOR CENSUS TRACTS, BY BLOCKS: 1950—Con.

Census tract	Block	All dwelling units by occupancy and tenure					All dwelling units by condition and plumbing facilities			Occupied dwelling units			Contract monthly rent ¹		Value of one-dwelling-unit structures			
		Total	Owner occupied	Renter occupied	Vacant non-seasonal not dilap., for rent or sale	Other vacant and non-resident	Number reporting	No private bath or dilap.	No running water or dilap.	Total	Persons per room		Occupied by non-white	Number reporting	Average monthly rent (dollars)	Number reporting	Average value (dollars)	
											Number reporting	1.51 or more						
52	2	67	17	49	1													
	3	48	17	31														
	4	43		34	1	1												
	5	75	17	58														
	6	177		124	6	38												
	7	76	3	73														
	8	70	3	67														
	9	266	6	236	6	18												
	10	24		19														
	11	133	25	95	12	1												
	13	22	7	15														
	14	44		34	1	1												
	15	95	13	78	4													
	16	115	15	97	2													
	17	167	47	119		1												
	18	125	72	52		1												
	19	105	64	41														
	20	124	15	109														
	21	22	4	18														
	22	153	44	102	7													
	23	53	13	40														
	24	88	36	50	1	1												
	25	107	18	84	3													
	26	113	18	94		2												
	27	57	16	38		3												
	28	123	6	114	1													
	29	84	28	56		2												
	53	1	50	24	25													
		2	46	32	14		1											
3		105	64	39														
4		318	49	265	2	3												
5		100	23	74														
6		254	28	214	10	2												
7		84	14	70														
8		37	8	29														
9		75	16	59														
10		115	22	93														
11		66	24	41	1													
12		72	20	51	1													
13		56	42	14														
14		49	23	24		2												
15		61	35	26														
16		55	49	6														
17		53	47	5	1													
18		93	23	68	1	1												
19		34	14	17	1	2												
20		53	20	33														
21		19	14	5														
22		17	39	22														
23		33	11	22														
24		18	10	6	1	1												
25		53	23	28	1	1												
26		62	15	46		1												
27		27	17	9		1												
28		26	25	1														
29		32	14	17		1												
54	2	50	15	34	1													
	3	76	19	56	1													
	5	31	11	18	2													
	6	95	26	64		1												
	7	83	15	66	2													
	8	46	13	32		1												
	9	47	12	33		2												
	10	24	14	9														
	11	77	22	55		1												
	12	75	11	63	1													
	13	118	27	88	2	1												
	15	28	16	12														
	16	38	13	24		1												
	17	51	18	32		1												
	18	82	20	62														
	19	69	24	42		3												
	20	57	27	28		1												
	21	77	32	44		1												
	22	73	27	45		1												
	23	88	31	57														
	24	66	25	37	2	2												
	25	69	34	34		1												
	26	73	27	46		1												
	27	46	25	20		1												
	28	51	28	21		1												
	29	63	38	25		2												
	30	42	15	23		2												

¹For renter-occupied dwelling units and vacant nonseasonal not dilapidated units, for rent.
²For owner-occupied dwelling units and vacant nonseasonal not dilapidated units, for sale only.

HOUSING—BLOCK STATISTICS

Table 3.—CHARACTERISTICS OF HOUSING FOR CENSUS TRACTS, BY BLOCKS: 1950—Con.

Census tract	Block	All dwelling units by occupancy and tenure				All dwelling units by condition and plumbing facilities			Occupied dwelling units			Contract monthly rent ¹		Value ² of one-dwelling-unit structures		
		Total	Owner occupied	Renter occupied	Vacant non-seasonal not dilap., for rent or sale	Other vacant and non-resident	Number reporting	No private bath or dilap.	No running water or dilap.	Total	Persons per room		Number reporting	Average monthly rent (dollars)	Number reporting	Average value (dollars)
											Number reporting	1.51 or more				
54	31	54	27	26	1	54	5	1	53	53	3	25	33.00	23	5,847	
	32	43	26	17		43	8		43	43		15	42.66	17	6,147	
	33	51	25	24		48	17		49	47	1	21	48.14	14	7,298	
	34	37	23	13		37	13		36	36	1	11	48.18	13	7,769	
55	1	15	10	5		15	2		15	15	1	4	40.00	8	9,000	
	2	51	30	21		50	22		51	51	2	21	39.04	22	8,090	
	3	47	26	21		46	14		47	46	2	21	40.43	14	7,571	
	4	71	32	39		71	35	1	71	68	2	37	41.43	23	6,891	
	5	61	29	32		60	28		61	61	1	31	43.45	19	7,105	
	6	63	28	35		60	32		63	62	2	35	41.62	18	7,111	
	7	52	27	25		52	15		52	52	1	25	47.32	19	7,157	
	8	32	20	12		31	8		32	31		11	43.63	17	7,264	
	9	31	20	11		30	8	1	31	31	2	11	51.81	17	6,505	
	10	43	39	4		42	9		43	43	2	4	43.25	37	7,294	
	11	17	12	5		16	9		17	17		5	59.60	11	7,181	
	12	35	28	7		33	9		35	35	1	7	48.14	24	6,825	
	13	54	25	29		54	13	1	54	54		27	41.70	18	7,000	
	14	69	40	26		66	24	1	69	66	1	26	49.38	23	7,086	
	15	25	13	11	1	23	15		24	24	1	11	55.00	8	7,125	
	16	48	25	22	1	47	27		47	46	2	21	44.52	14	7,428	
	17	76	33	42		76	22		75	75	3	42	43.11	16	7,168	
	18	112	49	58	4	112	27	3	107	107	2	58	42.53	18	6,333	
	19	47	31	16		47	7		47	47		16	42.93	27	6,066	
	20	70	48	18	4	68	5		66	65	1	19	48.42	37	6,486	
	21	73	41	31		70	13	1	72	68	6	29	36.41	27	5,140	
	22	49	29	20		49	7	1	49	47		19	49.89	18	5,705	
	23	16	11	5		16	5		16	14		5	58.00	7	6,200	
	24	38	26	12		38	9	2	38	32	1	11	50.72	18	6,250	
	25	40	22	18		39	5		40	40		17	39.23	12	4,958	
	26	45	23	22		45	7	1	45	45	4	22	48.50	19	5,242	
	27	21	19	2		21	8		21	21		1	43.30	18	5,094	
	28	70	42	28		70	9	1	70	69	2	26	43.30	30	5,626	
	29	61	30	31		61	5	3	61	57	1	29	42.44	21	6,190	
	30	60	33	26	1	59	5	3	59	59	1	27	38.44	26	5,715	
	31	48	29	18	1	47	21		47	47	3	14	46.64	21	7,223	
	32	57	24	33		56	26		57	56	5	27	44.62	11	5,636	
56	1	38	21	17		35	5		38	38	1	17	24.82	19	5,342	
	2	87	18	67	1	80	10		85	85	1	64	44.70	13	7,153	
	3	76	26	49		72	27		75	74	1	45	42.44	9	7,222	
	4	78	32	41	4	72	42		73	72	6	40	35.10	6	6,250	
	5	70	13	50	2	66	12		63	62	1	49	32.65	3		
	6	70	10	50	2	66	4	2	63	62	5	50	32.20	3	6,166	
	7	86	22	65		85	3		81	81		62	31.22	13	6,561	
	8	73	22	51		73	9		73	71	1	49	37.44	1		
	9	73	22	51		73	9	1	73	71		49	37.44	1		
	10	43	17	24	1	41	11	5	42	42	2	18	43.76	1		
	11	78	25	53		75	16		78	77		50	49.18	14	6,057	
	12	118	27	88	1	102	29		115	107	1	79	42.36	11	5,516	
	13	52	22	29		44	22		51	51	1	25	44.40	14	8,257	
	14	47	21	25	1	45	22		46	43	2	24	45.08	11	7,990	
	15	32	19	12		31	9		31	31		11	44.63	15	6,866	
	16	42	18	24		42	15	3	42	42	1	24	46.41	5	7,407	
	17	42	34	8		42	4		42	41		7	42.85	29	8,948	
	18	38	32	6		37	6		38	36		6	44.33	27	7,351	
	19	43	30	13		39	4		43	40		10	45.30	19	10,157	
	20	44	32	12		39	1	1	44	41	3	11	45.09	25	9,012	
	21	49	25	24		45	2		49	46	2	23	53.56	17	9,235	
	22	17	9	8		17	9	1	17	17	1	7	36.42	4	7,775	
	23	66	43	23		59	6		66	63	3	22	38.59	33	8,042	
	24	47	22	25		46	1		47	46	1	24	46.45	15	8,900	
	25	49	17	32		44	4	1	49	48	2	31	44.51	13	7,653	
	26	38	29	9		38	3		38	38		9	42.77	24	8,687	
	27	33	23	10		32	3		33	33		10	43.60	19	8,400	
	28	38	27	11		34	1	1	38	34	1	8	37.50	22	8,654	
	29	32	28	4		32	3		32	32		4	50.25	27	9,051	
	30	27	18	9		24	3		27	24	2	4	47.25	17	10,558	
	31	42	23	19		38	10		42	40	1	18	42.66	17	8,041	
	32	51	35	16		50	16		51	51	4	16	43.75	30	8,228	
33	35	31	4		35	3		35	35		4	62.75	30	7,750		
34	41	26	11	1	41	6		39	39		11	44.36	23	8,252		
35	25	21	4		24	6		25	25		4	46.25	19	9,157		
36	34	28	6		34	4		33	33		7	39.16	25	7,712		
37	33	24	5	2	33	5	1	30	30	7	6	49.28	20	8,515		
38	16	11	5		16	5		16	16		5	61.80	9	7,977		
39	24	17	7		24	4		24	24		5	35.33	14	7,734		
40	19	16	3		19	2		19	19		3	29.66	12	6,125		
41	1															
42	59	22	37		59	23	1	59	59		37	41.18	12	7,041		
43	44	17	27		43	15		44	42		16	45.37	16	6,900		
44	51	18	33	5	51	24		46	46	1	21	42.00	16	7,781		
45	55	30	25		57	18		56	56		30	45.40	17	7,594		
46	47	34	13	1	47	2		47	47	2	13	50.76	33	8,075		

¹For renter-occupied dwelling units and vacant nonseasonal not dilapidated units, for rent.
²For owner-occupied dwelling units and vacant nonseasonal not dilapidated units, for sale only.

Table 3.—CHARACTERISTICS OF HOUSING FOR CENSUS TRACTS, BY BLOCKS: 1950—Con.

Census tract	Block	All dwelling units by occupancy and tenure					All dwelling units by condition and plumbing facilities			Occupied dwelling units			Contract monthly rent ¹		Value ² of one-dwelling-unit structures		
		Total	Owner occupied	Renter occupied	Vacant non-seasonal not dilap., for rent or sale	Other vacant and non-resident	Number reporting	No private bath or dilap.	No running water or dilap.	Total	Persons per room		Occupied by non-white	Number reporting	Average monthly rent (dollars)	Number reporting	Average value (dollars)
											Number reporting	1.51 or more					
56	47	42	37	4		1	42	2	41	41			4	51.75	36	8,130	
	48	22	13	9			22		22	22			8	46.87	13	8,923	
	49	37	33	4			37	2	37	37			4	57.00	31	8,612	
	50	31	23	7	1		30	4	30	29			6	37.16	19	8,657	
	51	40	35	5			39		40	38			5	49.00	32	7,765	
	52	46	41	5			46	6	46	46			5	44.00	36	9,083	
	53	33	28	3	1	1	32		31	31	1		1		28	9,117	
	54	33	31	2			33		33	33			2		28	7,907	
	55	38	31	7			38	3	38	38	1		6	43.00	27	7,759	
	56	36	26	10			36	5	36	36	2		9	44.44	22	6,000	
	57	34	24	10			33	3	34	33			10	45.90	22	5,659	
	58	38	26	11		1	38	2	37	37	2		10	48.00	21	6,047	
	59	48	23	25			48	4	48	48	1		25	46.56	19	7,552	
	60	37	30	7			37		37	37			7	35.00	28	7,242	
	61	36	35	1			36	1	36	36			1		33	6,848	
	62	28	20	8			28	2	28	28			8	37.37	17	7,235	
	63	38	33	5			37	1	38	38			4	65.00	31	8,274	
	64	40	35	5			40	4	40	40			5	72.80	30	8,756	
	65	34	33	1			33		34	34			1		32	9,875	
	66	37	33	3	1		37	1	36	36			3	38.33	31	8,451	
	57	1	19	14	5		16	3	19	17	1		3	55.00	12	6,000	
		2	3	2	1		3	2	3	3	1		1		1		
3		5	3	2		5	1	5	5			3	16.66	2			
4		7	6	1		7		7	6		1		1		5	5,900	
5		17	10	7		17	6	17	16		1		7	33.42	8	6,562	
6		15	3	12		15	2	15	5				2		2		
7		4	2	2		4	1	4	4				2		2		
8		13	10	3		12		13	12				1		9	7,888	
9		20	15	4	1		20	1	19	19			4	44.25	11	8,090	
10		42	27	14	1		38	5	41	37	2		11	49.63	20	8,105	
11		35	24	11			34		35	35			8	72.25	16	8,306	
12		37	20	17			35	4	37	37			17	47.41	17	7,811	
13		2					17		17	16					17	6,611	
14		17	17				34		34	33			1		31	6,967	
15		34	33	1			35	2	37	37			7	42.00	21	7,414	
16		17	14	3			14		15	15			1		11	8,136	
17		15	14	1			40	4	40	40			3	48.00	33	8,100	
18		10	8	2			59		62	60			38	41.36	18	7,500	
19		6	4	2			43	4	43	42			13	39.30	19	6,642	
20		4	3	1			34	2	35	33			3	41.00	31	7,012	
21		35	24	11			36		36	35			2		34	7,270	
22		20	1		1		21		21	21			1		20	7,675	
23		30	30				30	1	30	30			1		30	6,833	
24		18	12	6			18		18	12					12	7,166	
25		10	9	1			10		10	10			1		5	5,600	
26		12	11	1			11		12	12			1		10	6,250	
27		18	16	2			16		16	16			1		14	6,278	
28		14	11	3			13		13	13			2		20	6,900	
29		34	25	9			33	1	34	33	2		4	48.75	28	6,767	
30		29	23	6			28	1	29	29			6	51.16	22	7,131	
31		35	34	1			34	1	35	35			7	40.28	25	7,020	
32		34	29	5			32	2	33	33	1		3	57.33	30	6,850	
33	38	33	5			33	3	37	37			7	45.71	27	6,851		
34	33	33				33		33	33			3	65.00	28	8,082		
35	33	31	2			31	3	31	31			4	35.25	24	8,250		
36	28	25	3			27	1	27	27	1		2		22	7,895		
37	22	22			1	22	2	22	22			2		16	8,050		
38	31	28	3			30	1	31	31			2		28	6,457		
39	4					4		4	4			2		3	6,966		
40	2					2		2	2			2		10	7,400		
41	12	10	2			12		12	12			2		7	7,285		
42	9	8	1			9		9	9					10	6,820		
43	1					1		1	1					16	5,956		
44	10	10				10		10	10			3		18	5,777		
45	22	18	4		1	21	6	22	22			1		21	7,500		
46	22	21	1			21	3	22	22			1		31	8,190		
47	23	22	1			23		23	23			2		24	7,737		
48	35	32	3		1	33	3	34	34			1		24	7,737		
49	25	24	1			25		25	25			1		24	7,737		
50	36	27	9			34	9	36	36			9	41.55	24	7,479		
51	26	23	3			24	1	26	26			2		20	6,895		
52	23	20	3			23	1	23	23			3	51.66	19	5,931		
53	29	26	3			29		29	29			3	44.66	26	6,846		
54	8	6	2			8		8	8			3		6	5,916		
55	5	5		1	1	5		5	5			1		5	5,800		
58	6	7				7		7	7					7	6,171		
	7	23	20	3		22	1	23	23			2		16	4,531		
	8	18	12	6		16		17	17			3		7	6,071		
	9	17	12	5		16	3	17	17			4	45.00	9	5,388		
	11	14	13	1		14	2	14	14			1		13	5,230		
	12	22	16	6		22	2	22	22				4	48.25	12	6,416	
	13	23	15	7	1		23	1	22	22			7	59.14	14	6,728	

¹For renter - occupied dwelling units and vacant nonsensonal not dilapidated units, for rent.
²For owner - occupied dwelling units and vacant nonsensonal not dilapidated units, for sale only.

HOUSING—BLOCK STATISTICS

Table 3.—CHARACTERISTICS OF HOUSING FOR CENSUS TRACTS, BY BLOCKS: 1950—Con.

Census tract	Block	All dwelling units by occupancy and tenure					All dwelling units by condition and plumbing facilities			Occupied dwelling units			Contract monthly rent ¹		Value ² of one-dwelling-unit structures	
		Total	Owner occupied	Renter occupied	Vacant non-seasonal not dilap. for rent or sale	Other vacant and non-resident	Number reporting	No private bath or dilap.	No running water or dilap.	Total	Persons per room		Number reporting	Average monthly rent (dollars)	Number reporting	Average value (dollars)
											Number reporting	1.51 or more				
58	14	23	17	6		23			23	23						
	15	21	18	3		21	3	1	21	21			5	73.80	15	806.6
	16	17	15	2		17			17	17			2		15	652.6
	17	10	10			10			10	10			1		14	800.0
	18	12	10	2		12			12	12			2		9	850.0
	20	11	10	1		9	2		11	10	1		2		9	616.6
	21	14	13	1		13			14	14			1		8	576.2
	22	1													11	483.6
	28	8	6	1		8	7	6	7	7		7			5	334.0
	29	8	6	2		8	8	6	8	8	2	8	2		6	165.0
	30	2														
	31	17	10	4		17	15	13	14	14	2	14	4	10.00	8	241.2
	32	2														
	33	19	13	3	2	1	18	18	8	16	16	2	16	2	10	260.0
	34	11	9	2		9	9	8	11	11	3	11	1		9	161.1
	38	1														
	39	5	4	1		4			5	5			1		4	562.5
	40	18	13	5		18			18	18			4	48.75	12	655.0
	41	22	19	3		22	1	1	22	21	1		2		18	607.7
	42	19	18	1		17			19	19	1		1		18	625.0
	43	19	18	1		19	3		19	19			1		16	577.5
	44	26	20	4	1	1	25	4	1	24	24	2	4	47.50	19	604.7
	45	23	20	3		23			23	23			2		20	586.0
	46	12	12			11	1		12	11					12	611.6
	47	8	8			8	7	2	8	8					7	468.5
	48	22	12	6		21	20	15	18	18	2	8	4	25.00	11	346.3
	49	18	11	5		16	16	10	16	16	2	16	5	19.60	9	264.4
	50	17	10	4		17	17	17	14	14	1	14	4	10.50	10	169.0
	52	10	7	3		10	10		10	10			3	12.66	7	235.7
	53	1														
	54	8	4	4		8	8	7	8	8	1	7	4	13.00	3	76.6
	55	9	6	2		9	8	5	8	8		8	2		5	114.0
	57	8	5	2		8	8	4	7	7	1	7	2		5	240.0
	58	16	11	4		16	15	12	15	15	4	15	4	12.00	11	148.1
	59	15	14	1		14	14	7	15	15	2	15	1		14	217.1
	61	2														
	63	1														
	64	6	5	1		6			6	6			1		3	716.6
	65	8	5	3		8	2	1	8	8	1		3	22.00	3	383.3
	66	9	6	3		9	1		9	9			2		5	864.0
	67	15	13	2		15	4		15	15			1		11	486.3
	68	2														
	69	6	4	2		6	2	1	6	6			2		4	425.0
	70	8	7	1		8	3	1	8	8	1				7	378.5
	71	8	6	2		8	5	2	8	7	2	2	1		4	412.5
	72	9	7	2		8	8	3	9	9	1	1	2		7	264.2
	73	8	8			8	7	2	8	8	1	8			6	175.0
	74	1														
	75	11	9			10	9	4	9	8		9			9	182.2
	76	42	33	6		42	33	20	39	39	5	35	3	19.33	30	185.6
	77	2														
	79	47	43	3	1	45	2	1	46	46			3	53.33	42	836.1
	80	4	1	3		4	4		4	4	1		3	43.33		
	81	7	6	1		7			7	7			1		6	546.6
	86	9	7	2		8	1	1	9	9			2		7	471.4
	87	11	10	1		11	2		11	11	1		1		10	560.0
	88	17	16			17	1	1	16	16					16	609.3
	89	2														
	90	8	8			7			8	8	1				8	878.7
	91	6	5	1		5			6	6			1		5	740.0
	93	52	51	1		49			52	52			1		49	862.2
	94	14	14			12			14	14					14	922.8
	95	20	17	3		20			20	20			3	33.33	17	601.7
	96	33	23	9	1	1	32	7	3	30	32	2	9	41.22	21	491.9
	97	23	20	2	1	23			22	22	2		2		19	475.2
	98	15	13	2		15	6		15	15	2		2		12	379.1
	99	1														
	100	2														
	101	34	26	8		33	6	5	34	33	3		7	34.00	23	660.8
	102	21	16	5		21	9	3	21	21	2		4	30.50	16	400.0
	103	15	14	1		15	4	1	15	15	1		1		14	355.0
	104	13	8	5		13	9	4	13	13	1		3	25.00	8	343.7
	105	1														
	106	17	14	3		16			17	17			3	45.00	13	476.9
	107	19	17	2		19	2	1	19	19	1		2		17	430.0
	108	21	17	4		21	7	1	21	21	1		3	35.66	17	394.1
	109	21	13	8		21	5	4	21	21	1		6	28.00	13	403.8
	110	8	3	5		7	2		8	8	3		2		3	366.6
	111	23	21	1		23	1	1	22	22	1		1		20	513.0
	112	20	16	4		20	9	2	20	20	2		2		15	393.3
	113	12	8	4		10	5	1	12	11	1		2		8	318.7
	114	1														
	117	3		3		3			3	2			2			
	118	18	5	13		17	13	12	18	18	4		11	16.63	4	962.5
59	3	3	1	2		3	3	3	3	3	2	1	2			

¹For renter - occupied dwelling units and vacant nonseasonal not dilapidated units, for rent.
²For owner - occupied dwelling units and vacant nonseasonal not dilapidated units, for sale only.

Table 3.—CHARACTERISTICS OF HOUSING FOR CENSUS TRACTS, BY BLOCKS: 1950—Con.

Census tract	Block	All dwelling units by occupancy and tenure					All dwelling units by condition and plumbing facilities			Occupied dwelling units			Contract monthly rent ¹		Value ² of one-dwelling-unit structures	
		Total	Owner occupied	Renter occupied	Vacant non-seasonal not dilap., for rent or sale	Other vacant and non-resident	Number reporting	No private bath or dilap.	No running water or dilap.	Total	Persons per room		Number reporting	Average monthly rent (dollars)	Number reporting	Average value (dollars)
											Number reporting	1.51 or more				
59	5	1														
	9	1														
	10	1														
	13	29	28	1			28	23	29	28	3		1		1	
	14	1														
	15	2														
	16	152	4	148			151	3	152	152	7	1	148	38.69	4	2,425
	17	17	13	4			16	11	17	17	3		3	27.00	12	3,125
	18	14	13	1			14	7	14	14	2				13	2,627
	19	51	41	10			47	17	51	51	7		9	48.33	38	3,307
	20	11	9	2			11	6	11	11	2				9	2,533
	21	8	6	2			8		8	8	2		2		6	2,166
	23	1					1		1	1						
	24	13	8	5			12	5	13	12	3		3	35.00	6	7,500
	25	1					1		1	1						
	28	9	7	1	1		4	3	9	8	7		1		7	1,742
	29	15	12	3			11	11	15	15	7		3	26.00	12	1,541
	30	21	20	1			17	13	21	21	7		1		16	2,425
	31	7	6	1			7	4	7	7	2				4	1,225
	32	11	9	1	1		8	2	10	10	2		1		8	2,550
	33	17	14	3			17	2	17	17	1		3	34.33	12	3,508
	35	6	5	1			6	4	6	6	1		1		5	2,580
	36	1					1		1	1			4			
	37	12	11	1			12	3	12	12	1		1		11	4,818
	38	6	6				6	1	6	6					5	4,700
	39	7	7				7	3	7	7					6	4,500
	40	5	5				5	3	5	5			1		5	4,600
	41	38	29	8		1	38	14	37	37	7		6	25.33	24	4,250
	42	9	8	1			9	1	9	9					8	4,500
	43	17	14	3			17	1	17	17	2		1		14	5,285
	44	8	7	1			8	6	8	8	2		1		7	2,971
	45	6	5	1			6	6	6	6			1		5	4,800
	46	21	19	2			21	18	21	21	1		2		18	2,277
	47	20	17	3			20	19	20	20	2		2		16	2,062
	48	27	19	8			27	26	27	27	2		7	18.14	19	2,078
	49	25	16	9			24	21	25	24	3		7	20.42	15	2,066
	50	19	17	2			19	15	19	19	1		2		17	2,382
	52	2					2		2	2						
	53	3	3		1		7	1	6	6			2		4	4,750
	54	28	14	13	1		28	12	27	26	2		13	30.07	8	3,587
	55	20	9	11			20	5	20	20	2		11	28.00	7	4,000
56	1					1		1	1							
58	16	3	13			16	13	16	16	3		12	26.33			
59	18	4	4			18	3	18	18			1		4	4,625	
60	10	6	4			10	2	10	10			3	54.33	4	3,750	
61	12	6	4			12	2	12	12			3	41.66	4	4,270	
62	5	1	1			5		5	5			1		10	4,270	
68	1		1			1		1	1			1		4	3,500	
69	1					1		1	1							
70	1					1		1	1							
71	3	3				3		3	3					3	5,500	
72	7	6	1			7	2	7	7	1		1		5	2,520	
73	5	1	3	1		5	4	4	4	1		3	35.00			
75	1					1		1	1							
76	7	3	4			7	6	7	7			1		1		
77	10	3	7			10	5	10	10			4	32.50	2		
78	2					2		2	2							
79	1					1		1	1							
80	1					1		1	1							
82	2					2		2	2							
83	4	4				3		4	4					4	8,250	
60	1	26	22	4		26	2	26	26	3		3	52.33	19	5,447	
	2	24	22	2		24	2	24	24			2		21	6,395	
	3	29	29			29	2	29	29			2		28	6,175	
	4	30	30			30	1	30	30			1		30	5,916	
	6	14	11	1		14	1	14	14			1		13	7,576	
	8	27	27			27	2	27	27			1	25.33	27	7,500	
	9	21	9	2		21	6	21	21			1		19	7,781	
	10	6	5	1		6		6	6			1		5	7,640	
	12	4	4			4		4	4					3	4,833	
	13	11	9	2		11	2	11	11			2		9	4,811	
	14	14	13	1		14	2	14	14			1		13	4,692	
	15	19	18	1		19	1	19	19			1		18	5,816	
	16	1	1			1	2	1	1	1			1		18	5,666
	18	1	10		1		11		10	10					11	7,790
	21	6	5	1		6		6	6			1		5	6,400	
	22	1					1		1	1						
	23	1					1		1	1						
	24	8	8				8		8	8			2		7	7,642
	25	1	1				1		1	1			1		16	4,906
	26	1	16	1			18	5	18	18			2	33.66	15	5,633
	27	3	2	1			3	2	3	3			1		1	
	28	4	1	3			2	1	4	4			3	15.66	1	

¹For renter - occupied dwelling units and vacant nonseasonal not dilapidated units, for rent.
²For owner - occupied dwelling units and vacant nonseasonal not dilapidated units, for sale only.

HOUSING—BLOCK STATISTICS

Table 3.—CHARACTERISTICS OF HOUSING FOR CENSUS TRACTS, BY BLOCKS: 1950—Con.

Census tract	Block	All dwelling units by occupancy and tenure					All dwelling units by condition and plumbing facilities			Occupied dwelling units			Contract monthly rent ¹		Value ² of one-dwelling-unit structures			
		Total	Owner occupied	Renter occupied	Vacant non-seasonal not dilap., for rent or sale	Other vacant and non-resident	Number reporting	No private bath or dilap.	No running water or dilap.	Total	Persons per room		Occupied by non-white	Number reporting	Average monthly rent (dollars)	Number reporting	Average value (dollars)	
											Number reporting	1.51 or more						
60	29	16	14	2					16	15	1							
	30	32	26	6					32	32	1							
	31	21		21					21	21	2							
	32	12		12					12	12								
	35	17	15	2					17	17								
	36	21	17	4					20	21	1							
	37	15	14	1					15	15								
	38	15	13	2					14	14			1					
	39	24	18	5		1			24	23								
	40	12	11	1					12	11	3							
	41	18	16	1	1				18	16	7							
	42	20	18			2			19	17	4							
	43	16	13	3					15	16	4		1					
	44	16	12	2	2				15	14	5							
	45	24	22	2					24	24	10		2					
	46	18	17	1					18	18	6							
	47	16	15	1					16	16	2							
	48	12	9	2		1			12	11	3							
	49	18	17	1					18	18	5		2					
	50	15	12	3					15	15	4		2		20.33	11	5272	
	51	11	11						11	11						11	10545	
	52	11	11						11	11						11	10163	
	53	32	25	4		3			32	29	4		2		40.50	22	8359	
	54	13	13						13	12						11	9863	
	55	6	6						6	6						6	12333	
	56	9	9						9	9						9	11555	
	58	10	9		1				10	9				1		9	13977	
	61	1	27	26	1				27	27			1					
		2	36	33	3				36	34								
		3	36	28	7	1			36	35								
		4	26	23	2		1		26	24								
		5	36	33	3				36	36								
		6	44	35	9				44	44								
		7	18	16	2				18	18								
		9	56	29	27				56	56								
		10	48	32	16				48	48								
		11	36	30	6				36	36				1				
		12	38	36	2				38	38								
		13	36	30	6				36	36								
		14	34	32	2				34	34								
		15	33	31	2				33	33								
		16	29	28		1			29	28								
		17	45	39	5		1		45	44								
		18	56	52	3				56	55								
		19	34	30	4				34	34								
		20	26	26	1				26	26								
		21	35	35					35	35								
		22	39	35	4				39	39								
		23	37	32	5				37	37								
		24	35	30	5				35	35								
25		42	30	11	1			42	41									
26		41	32	9				41	41									
27		35	34	1				35	33				1					
28		50	41	9				50	49									
29		35	29	6		1		35	34									
30		35	33	2		1		35	35									
31		28	27	1				27	28									
32		26	22	4				26	26									
33		29	28	1				29	29									
34		25	23	2				25	25									
36		1																
37		33	28	4		1		33	32									
38		19	16	3				19	18									
39		43	16	26		1		42	42									
40		21	16	5				21	21									
41		26	20	6				26	26									
42		17	14	3				17	17									
43		14	14					14	14									
44		21	19	1				20	20									
45		24	23	1				24	24									
46		16	16					16	16									
47		8	8					8	8									
48		9	9			2		9	7									
51		20	19	1				19	20									
53		32	29	3				31	32									
54		41	34	7				41	41									
55		28	26	2				27	28									
56	43	30	12		1		43	42										
57	26	21	5				26	26										
58	34	25	9		1		32	33										
59	32	30	2				32	32										
60	27	25	2				27	27										
62	10	9	1				10	10										

¹For renter - occupied dwelling units and vacant nonseasonal not dilapidated units, for rent.
²For owner - occupied dwelling units and vacant nonseasonal not dilapidated units, for sale only.

Table 3.—CHARACTERISTICS OF HOUSING FOR CENSUS TRACTS, BY BLOCKS: 1950—Con.

Census tract	Block	All dwelling units by occupancy and tenure					All dwelling units by condition and plumbing facilities			Occupied dwelling units			Contract monthly rent ¹		Value ² of one-dwelling-unit structures	
		Total	Owner occupied	Renter occupied	Vacant non-seasonal not dilap., for rent or sale	Other vacant and non-resident	Number reporting	No private bath or dilap.	No running water or dilap.	Total	Persons per room	Occupied by non-white	Number reporting	Average monthly rent (dollars)	Number reporting	Average value (dollars)
62	1	27	22	5		27			27	27		5	69.00	22	7,036	
	2	47	33	14		47	6		47	47		13	52.00	32	6,928	
	3	34	22	12		33			34	33		7	46.42	21	5,976	
	4	24	20	4		24			24	24		3	51.00	19	5,605	
	5	29	24	5		29			29	29	1	5	50.60	23	6,878	
	6	54	30	24		54	4		54	54		21	44.90	27	6,862	
	7	61	30	30		61	11		60	60	3	28	36.60	21	7,142	
	8	42	38	14		42	7		42	42		12	34.75	27	6,148	
	9	56	34	21	1	55	17		55	55		22	42.00	30	6,350	
	10	36	28	8		36	2		36	36		8	46.37	27	6,729	
	11	40	33	6	1	40	5		39	39		5	66.00	29	7,137	
	12	27	23	9		27	10		41	41	1	9	53.00	24	6,885	
	13	27	21	6		27	6		27	27		4	34.50	18	5,905	
	14	36	27	9		36	4		36	36		9	25.33	25	5,116	
	15	26	22	4		26	6		26	26		6	36.00	26	7,038	
	16	35	22	18		35	5	14	35	35	2	17	39.47	13	8,230	
	17	31	21	9		31	2	5	30	28		7	35.28	19	7,457	
	18	36	23	13		36	6		35	35		2	45.80	33	7,333	
	19	30	24	6		30	3	1	29	28		5	45.80	24	7,041	
	20	30	22	8		30	3		30	30		2		26	6,557	
	21	22	22	3		22	5		25	25		3	30.00	22	6,113	
	22	35	27	7	1	35	4		34	34	1	6	38.66	22	5,686	
	23	39	24	15		39	7		39	39	1	4	48.25	30	5,066	
	24	46	24	22		46	10		46	46	2	12	42.91	24	5,604	
	25	58	34	24		58	16		57	55	4	30	36.40	16	5,281	
	26	34	17	17	1	34	6		31	31	3	14	35.42	11	6,426	
	27	17	11	6		17	3		19	19		7	36.42	25	6,272	
	28	35	23	12		35	3		35	35		1	48.66	12	6,758	
	29	22	17	5		22	3		22	22	1	6	48.66	10	6,800	
	30	22	14	8		22	3		22	22	2	8	37.62	20	5,590	
	31	40	30	10		40	7		40	40	1	7	49.71	27	7,588	
	32	45	32	13		45	16		45	45	4	12	42.41	23	7,478	
63	1	15	11	4		15		15	15		4	41.25	3	6,000		
	4	39	11	28		39		38	38	4	38	38.84				
	5	27	24	3		27	1		27	27		3	46.66	21	5,442	
	6	23	16	7	1	23	4		22	22		7	33.57	15	4,966	
	7	34	19	15		34	4		34	34		14	36.14	17	5,723	
	8	26	22	4		26	2		26	24		4	35.25	18	5,433	
	9	28	22	6		28	2		28	28	1	6	62.16	18	6,216	
	10	36	34	2		36	2		36	36		2	67.81	33	6,781	
	11	29	27	2		29	1	1	29	29		1	67.70	27	6,770	
	12	23	20	3		23	3		23	23		3	36.00	13	15,715	
	13	39	27	12		39	3		39	39	1	12	39.75	24	5,970	
	14	39	25	13		39	3		38	37	1	13	44.38	17	6,835	
	15	31	21	10	2	30	10	6	28	28	1	20	44.80	7	5,614	
	16	31	16	15		31	14		31	31	2	16	39.75	12	6,525	
	17	65	15	50		60	14		60	57		33	42.36	12	5,808	
	18	85	63	22		85	23		83	83	1	50	37.98	13	6,461	
	19	60	29	31		58	1		60	60	1	31	48.06	22	4,250	
	20	50	23	27		49	1		49	49	1	24	45.54	15	4,600	
	21	28	16	12	1	28	2		28	28	1	11	64.54	13	6,423	
	22	32	30	2		32	3		32	32		2		28	7,096	
	23	39	32	6	1	38	4	1	38	37	4	6	45.83	29	6,062	
	24	11	11			11			11	11	1	10	57.50	10	5,750	
	25	22	18	4		22	4		20	20		3	40.00	18	6,250	
	26	22	21	1	1	22	1		22	22	1	1		21	5,323	
	27	29	27	2		29	2		29	29		2		25	5,720	
	28	20	13	7		20	2	1	20	20	1	7	26.71	12	5,375	
	29	20	18	2		20	2		19	19		1		18	5,961	
	30	35	31	4	1	35	5		35	35		4	32.25	28	5,642	
	31	8	6	2		8	2		8	8		2		6	5,800	
	32	30	26	4		30	3		30	30	2	4	45.25	25	5,908	
	33	29	17	12		28	5	1	29	29	1	11	47.81	13	7,576	
	34	51	43	7	1	50	4		50	47	1	4	47.50	34	7,126	
35	32	30	2		32	2		32	32		2		25	6,796		
36	19	17	2		19	1	1	19	19		2		14	6,000		
37	8	5	3		8	3		8	8		2		5	5,800		
38	15	13	2		15	5		15	15		1		8	4,237		
39	18	14	4		18	7	2	18	18	2	4	10.50	14	4,385		
40	5	5			5			5	5		1		4	4,124		
41	37	25	12	6	37	1	1	36	36		371	102.42	4	6,750		
42	35	27	8		35	3	1	35	35		27	42.44				
43	58	26	32		56	4		58	57	3	32	46.03	21	5,166		
44	68	25	43	1	65	7		67	67		40	48.52	12	5,791		
45	40	15	25		39	14		40	40	1	23	44.17	8	5,687		
46	23	7	16		22	2		23	23		15	53.66	4	6,625		
47	64	23	41		63	3	2	64	63		40	41.77	12	5,708		
48	89	18	69		78	3		87	85	2	68	44.13	9	6,611		
49	1															
50	13		13			13		13	13		13	40.23				
56	2															
57	1															
59	10	5	5		10	2	2	10	9	2	1		2			

¹For renter-occupied dwelling units and vacant nonseasonal not dilapidated units, for rent.
²For owner-occupied dwelling units and vacant nonseasonal not dilapidated units, for sale only.

HOUSING—BLOCK STATISTICS

Table 3.—CHARACTERISTICS OF HOUSING FOR CENSUS TRACTS, BY BLOCKS: 1950—Con.

Census tract	Block	All dwelling units by occupancy and tenure					All dwelling units by condition and plumbing facilities			Occupied dwelling units				Contract monthly rent ¹		Value ² of one-dwelling-unit structures	
		Total	Owner occupied	Renter occupied	Vacant non-seasonal not dilap., for rent or sale	Other vacant and non-resident	Number reporting	No private bath or dilap.	No running water or dilap.	Total	Persons per room		Occupied by non-white	Number reporting	Average monthly rent (dollars)	Number reporting	Average value (dollars)
											Number reporting	1.51 or more					
64	1	63	31	29	2	1	62	25	5	60	59			29	37.52	20	4,950
	2	44	24	19		1	43	8	1	43	42	1	1	18	37.77	18	5,038
	3	46	27	19			45	3		46	42			18	41.66	21	5,666
	4	55	23	32			53	10		55	52	1	1	27	45.92	18	7,072
	5	31	26	5			31			31	30			4	57.00	25	9,380
	6	28	21	7			28			28	28			7	48.00	20	8,110
	7	55	30	25			50	21	2	55	53		2	20	37.25	21	8,690
	8	70	19	51			66	12		70	67			49	40.08	11	8,545
	9	77	25	51		1	74	15	1	76	75		2	50	44.52	9	6,722
	10	99	28	25	4	2	59	6	1	53	53		1	27	53.14	22	6,522
	11	51	26	23	1	1	44	7		49	45			21	35.28	19	6,368
	12	55	28	27			47	4		55	50			24	57.54	16	6,875
	13	37	23	13	1		32			36	35			9	56.44	21	6,809
	14	38	34	4			38			38	38			3	40.00	30	5,910
	15	43	29	14			43	5	1	43	43		1	14	45.78	20	5,165
	16	33	25	8			33	2	2	33	33	1		8	38.62	22	5,468
	17	27	23	4			27	6	4	27	27	1	1	4	51.25	22	6,204
	18	23	18	5			23	1	1	23	23			5	44.80	16	5,343
	19	41	31	10			40	6		41	41			10	43.40	26	5,430
	20	147	19	128			132			147	143	1		124	82.10	12	5,541
	21	54	28	26			47	2		54	53			22	44.77	15	8,333
	22	42	33	9			39	2		42	39			9	44.33	25	5,912
	23	64	34	27	1	2	63	17	1	61	61	2		26	39.30	23	6,478
	24	73	23	49	1	1	65	9	1	72	69	1	2	48	43.16	18	7,083
	25	54	19	35			48	9	2	54	46	1		35	39.28	8	7,625
	26	37	20	16	1		36	9	2	36	36			16	43.56	16	6,481
	27	47	31	16			40	3		47	47			15	50.66	22	6,640
	28	22	19	2		1	19			21	21	1		2	2	19	6,889
	29	34	26	8			30			34	34			5	81.00	18	7,083
	30	43	39	4			43	3	3	43	43			4	59.75	37	5,497
	31	35	26	9			35	3		35	35			8	47.00	21	5,766
	32	39	30	9			39	1		39	39	4		9	30.44	22	5,077
65	1	35	13	21	1	35	13		34	33	1		21	39.42	8	8,750	
	2	41	26	13	1	41	8		39	39			13	42.00	19	7,447	
	3	53	35	18		53	4		53	53			16	47.93	28	7,600	
	4	42	23	18	1	42	2		41	41			18	65.61	14	8,357	
	5	61	23	36	1	61	7	1	59	59		2	37	46.18	12	9,441	
	6	76	23	50		75	2		73	73			51	48.43	12	6,091	
	7	52	23	27	1	52	8	2	50	50	1	1	27	43.85	14	5,928	
	8	86	35	55		84	3		86	86	2	2	49	46.55	19	7,473	
	9	75	38	37		73	10		75	75	3	1	36	47.83	9	8,033	
	10	123	21	101		117	27	1	122	119	1	1	93	47.12	4	6,500	
	11	91	26	65		82	19		91	88	6	1	58	42.43	8	10,187	
	12	63	28	35		50	6		63	63	1	1	30	47.46	17	8,147	
	13	60	34	26		56	6		60	60	2	2	25	39.88	22	6,759	
	14	52	34	15	3	43	9		49	49	2	2	13	43.07	28	6,789	
	15	49	34	15		49	8		49	49	2		14	47.92	29	6,637	
	16	54	30	24		54	1		54	52			24	51.16	25	7,392	
17	44	31	12		42	2		43	40			11	44.90	28	7,028		
18	112	24	84		104	22	1	108	102	1	1	81	44.06	14	7,785		
19	76	24	52		70	15		76	73	3		51	42.84	13	7,769		
20	67	9	58		64	14		67	66	1	1	56	45.91	3	7,833		
66	1	82	29	53		64	21	12	82	57	3		50	42.30	11	9,545	
	2	46	24	22		42	12	1	46	34	3		20	43.85	9	16,722	
	3	39	24	15		36	6		39	31			11	59.36	17	7,676	
	4	41	33	8		38	5		41	32	1		6	59.33	21	7,666	
	5	38	13	25		28	1		38	28			22	44.90	11	8,381	
	6	123	26	97		121	18	1	123	121	8		91	55.59	9	14,666	
	7	71	9	60		67	3		69	67		3	56	63.55	3	15,333	
	8	26	9	17	2	25	7		26	25	1		17	53.00	5	21,000	
	9	23	15	8		23			23	23			7	44.00	14	14,321	
	10	142	26	116		132	4		142	139	3	1	115	51.90	13	8,423	
	11	1															
	12	5	1	3		4			4	4			2				
	13	1															
	14	3	3			3			3	3				6	45.00	3	25,000
	15	23	16	7		22			23	17				3	9.77	9	9,777
	16	34	18	16		31	12		34	25		3	13	47.15	9	9,388	
	17	55	20	34		48	8		54	38		2	31	44.48	7	8,000	
	18	13	7	6		12			13	11			6	57.16	2		
	19	2	11	2		13			13	13			2		10	25,900	
	20	2	9	19		25	6		28	28		6	17	75.58	4	20,000	
21	28	4	28	4	28			28	28	16	5	274	56.92	3	16,666		
22	166	3	163		164			166	164	2		155	62.70				
23	48		48		48			48	48			47	123.95				
24	2																
25	11	9	1		10	1	1	10	10			1		9	19,777		
26	5		1		5			5	5			1		4	17,500		
27	4	3	1		4			4	4			1		2			

¹For renter-occupied dwelling units and vacant nonseasonal not dilapidated units, for rent.
²For owner-occupied dwelling units and vacant nonseasonal not dilapidated units, for sale only.

Table 3.—CHARACTERISTICS OF HOUSING FOR CENSUS TRACTS, BY BLOCKS: 1950—Con.

Census tract	Block	All dwelling units by occupancy and tenure					All dwelling units by condition and plumbing facilities			Occupied dwelling units			Contract monthly rent ¹		Value ² of one-dwelling-unit structures	
		Total	Owner occupied	Renter occupied	Vacant non-seasonal not dilap., for rent or sale	Other vacant and non-resident	Number reporting	No private bath or dilap.	No running water or dilap.	Total	Persons per room		Number reporting	Average monthly rent (dollars)	Number reporting	Average value (dollars)
											Number reporting	1.51 or more				
66	39	3	3	1.4		3	6		3	3		13	58.07	3	23166	
	41	22	8			19			2	17				4	12500	
67	23	42	8	34		42	6		42	42	1	34	49.35	3	10333	
	44	20	26	14		20	11		20	20		14	38.28			
	45	43	20	20		43	11		40	40	7	19	59.31	15	71333	
	46	95	23	71		91	53		94	88	2	63	41.47	8	82000	
	47	78	33	54	1	76	9		77	71	2	48	53.12	10	67500	
	48	49	4	45		45	2	2	49	48	2	45	71.86	3	73333	
	49	36	34	36		34	2		36	35		32	51.59			
	10	19	12	30	1	23	8	7	18	23	6	5	29.5			
	11	29	14	14	1	29	13		28	28	1	14	42.92	7	8714	
	12	38	18	20		38	9		38	38	1	20	53.05	9	7388	
	13	67	29	38	1	67	11	1	67	67	1	36	52.83	15	73333	
	14	29	10	18		28	8		28	27	1	19	53.52	3	96666	
	15	40	13	28		37	11		39	39		25	48.12	3	71666	
	16	22	14	8		22	4	1	22	21	1	8	48.25	9	55555	
	17	80	6	73	1	80	1	1	79	79		68	45.54	4	81225	
	18	55	24	45	1	52	6		54	53	3	43	54.69	5	82000	
	19	60	9	52		47	1	1	48	48	1	22	47.59	18	73000	
	20	63	21	40		61	16	4	61	61	1	38	52.81	11	4681	
	21	48	27	29		55	8		56	56	4	28	53.14	18	6083	
	22	57	32	85		112	32	4	117	114	10	85	48.12	11	6863	
	23	117														
	24	187	26	154	7	173	28	4	180	178	3	2	152	55.69	4	7000
	25	94	21	72		91	22		93	92	4	69	46.01	9	6988	
	68	1	12	1	10	1	11	6	1	11	11	1	11	37.81		
		2	177	17	158	3	165	18	15	175	173	9	154	45.70	9	7277
		3	73	29	44		71	8		68	68	3	33	44.15	19	6668
		4	21	3	18		20	5		21	21	3	9	47.44	7	6128
5		17	6	11		15	3		17	17	1	14	38.50	3	6166	
6		45	3	42		44	3		45	44	1	36	41.36	2	7350	
7		60	12	48		60	18		60	60	2	39	42.41	10	7350	
8		92	3	89		90	2		92	92	2	80	58.05	10	6320	
9		63	3	60		63	3		63	63	1	22	80.22	1		
10		17	7	9	1	15	1		16	15	9	3	51.66	4	6000	
11		33	12	21		33	3	1	33	33	2	20	55.00	4	13000	
12		14	3	10		13	3		13	13	2	8	45.60	3	6666	
13		11	1	8		11	5	1	9	9	2	8	42.00	3		
14		28	7	21		27	6	4	28	28	2	21	39.00	4	5125	
15		65	1	64		65	6	1	65	65	2	12	30.90	4		
16		5	3	2		4	2	1	5	5	2	3	14.60	2		
17		3	3			3	1		3	3	3	3	20.33	2		
18		1				1			1	1		1	14.33			
19		13	4	9	1	13	11	4	12	12	1	12	13.91	3	7833	
20		30	2	28		30	6		30	30	1	25	42.28	19	7184	
21		36	7	29	1	36	11	8	36	36	1	13	27.76	7	8000	
22		11	3	8		11	10		10	10	1	3	108.33	9	7666	
23		24	11	13		24	4	2	24	24	1	11	46.63	7	7250	
24		7	4	3		7	2	4	7	7		5	32.66	4	7600	
25		13	7	6		13	2	1	12	12	1	5	31.00	5		
26		28	2	26		27	19	19	28	27	1	24	27.04	2		
27		14	1	13		14	2	1	14	13	3	12	35.50	2		
28	29	15	13	1	29	5	3	28	27	2	13	29.07	10	4458		
29	16	13	3		14	2	1	16	15	3	3	34.00				
30	18	7	11		18	3	1	18	18	1	10	47.10				
31	15	10	5		14	2	1	15	15		5	49.20				
32	18	17	1		18	2		18	17	2	1	1				
33	39	21	18		38	10	6	39	38	2	17	34.82	21	4238		
34	23	13	10		21	6	1	23	23	2	9	24.22	12	7772		
35	17	15	2		17	1	1	17	17	16	2		14			
36	1	3	2		3	1	1	3	3		1		1			
37	43	9	33		43	11	6	42	41	1	3	31	43.29	5		
69	1	50	12	37		43	3	49	48	2	1	29	55.58	7	16071	
	2	88	2	85	1	76	1	87	83	4	1	82	48.76	6	9833	
	3	172	21	148	3	168	11	169	168	1	4	145	58.79	6	6041	
	4	21	12	6		20	2	18	18	3	8	40.25	12	5540		
	5	23	18	5		23	2	23	23	3	5	22.80	15	4066		
	6	23	15	8		23	2	23	23	1	8	30.62	15	4066		
	7	23	15	7	1	22	5	22	21	1	9	7	40.57	13	4238	
	8	21	15	5		20	6	6	20	20	2	5	51.40	11	5409	
	9	20	13	7		19	9		20	20	7	7	44.57	11	5772	
	10	23	7	15	1	23	9		22	22	9	15	57.06	7	3928	
	11	7	5	2		5	2	1	7	7	1	2		5	4300	
12	4	3	1		3	1		4	4	3	1		2			
13	4	3	1		3	3		4	4	1	1		3	9333		
14	118	39	79		110	4	3	118	117	1	8	77	79.93	30	5853	

¹For renter - occupied dwelling units and vacant nonseasonal not dilapidated units, for rent.
²For owner - occupied dwelling units and vacant nonseasonal not dilapidated units, for sale only.

HOUSING—BLOCK STATISTICS

Table 3.—CHARACTERISTICS OF HOUSING FOR CENSUS TRACTS, BY BLOCKS: 1950—Con.

Census tract	Block	All dwelling units by occupancy and tenure					All dwelling units by condition and plumbing facilities			Occupied dwelling units			Contract monthly rent ¹		Value ² of one-dwelling-unit structures		
		Total	Owner occupied	Renter occupied	Vacant non-seasonal not dilap., for rent or sale	Other vacant and non-resident	Number reporting	No private bath or dilap.	No running water or dilap.	Total	Persons per room		Number reporting	Average monthly rent (dollars)	Number reporting	Average value (dollars)	
											Number reporting	1.51 or more					Occupied by non-white
69	15	89	61	25	2	1	81	4	2	86	85		2	26	61.55	57	6.498
	16	159	49	105	2	3	151	3		154	152			10.3	47	6.738	
	17	20	19	1			20			20	20			1	18	7.166	
	18	19	17	1		1	19			18	18			1	14	7.507	
	19	23	19	4			21			23	22	1		3	16	7.375	
	20	56	32	24			54	1	1	56	56			23	27	5.777	
	21	26	6	19		1	26			25	25	1		17	4	6.000	
	22	56	8	45		2	55			54	53			45	4	7.375	
	23	51	5	45		1	51			50	50			43	3	5.666	
	24	99	1	94		2	97		2	95	90	1		92			
	25	27	11	15		1	27			26	26			13		7	10.000
	26	99	4	90		1	99			94	94	1		89	2		
	27	44		44			42			44	43			43			
	28	231	1	228		2	231			229	212	2		219			
	29	219	10	205		2	212			215	209	1		198			
	30	10	8	2			10	1	1	10	10	1		2	7	7.785	
	70	1	40	18	22		40	3		40	39			21	47.47	13	6.500
		2	35	27	8		35	1		35	34			8	45.12	19	7.247
		3	78	36	42		78	6		77	77	1		40	52.60	21	7.214
		4	27	19	8		27	10		27	27	2		7	42.14	12	6.958
		5	57	27	30		56	10		57	55	2		29	45.75	17	7.941
		6	41	22	19		40	13		41	41			19	44.31	18	7.177
		7	61	23	38		61	21		61	59	1		38	43.68	18	7.722
		8	36	16	19		36	13		35	35			19	39.89	12	7.291
		9	41	15	25		40	14		40	40	1		25	38.04	13	5.961
		10	39	7	32		39	1		39	39		1	27	44.44	6	10.666
		11	27	16	11		26	5		27	25			10	43.40	9	5.666
		12	20	13	6	1	20	4		19	19	1		7	51.14	8	6.912
		13	21	19	2		21	1		21	18			2	2	18	7.166
		14	25	17	8		24	2		25	23	1		8	49.75	13	8.269
15		34	24	10		34	3		34	31			9	46.66	20	6.570	
16		67	15	48	4	65	23		63	60	1	2	50	40.54	12	6.833	
17		29	9	20		27	3		29	27			19	39.36	5	7.500	
18		89	52	36	1	87	22		88	87	2		36	42.30	37	8.081	
19		30	13	17		30	15		30	29			17	40.64	9	7.277	
20		58	32	26		58	5		58	58	1		25	41.24	27	7.148	
21		62	42	19	1	62	9		61	61	1		19	47.68	35	7.611	
22		51	31	20		51	11		51	50	2		19	42.57	24	7.458	
23		68	36	32		66	12		68	68	2		30	47.30	28	6.964	
24		50	37	13		50	11	1	50	47			12	45.75	26	6.461	
25		44	29	15		44	14		44	44			15	36.73	21	7.085	
26		36	24	11	1	34	8		35	35	1		12	28.91	19	6.447	
27		57	29	28		55	9		57	57		1	27	41.29	20	6.695	
28		28	25	3		27	2		28	28			3	47.00	24	5.837	
29		30	24	6		30	4		30	30			5	39.60	21	6.190	
30		29	21	8		29	2	1	29	29	1		8	30.75	20	6.215	
31	20	15	5		20			20	20			4	36.25	12	7.583		
32	18	14	4		18	3	1	18	17			4	59.25	11	7.363		
33	48	29	19		48	4		48	48			17	56.94	20	7.875		
34	82	60	22		82	8		82	82	1		22	46.22	54	7.981		
35	14	10	3		14	1	1	13	13			3	53.33	9	6.888		
71	1	27	20	7		26	4		27	27			6	51.66	18	6.194	
	2	33	27	6		33	4	2	33	30			6	39.16	23	6.021	
	3	28	15	12	1	28			27	27			13	48.92	13	5.861	
	4	38	30	8		37	5		38	37	2		8	38.75	23	6.500	
	5	111	17	93	1	110			110	110			92	77.13	4	9.000	
	6	43	1	42		42			43	42			40	54.05			
	7	31	20	10		31	6		30	30			10	35.20	15	5.920	
	8	34	22	12		34	3		34	34			11	39.45	18	7.055	
	9	28	19	9		28	1		28	28			9	36.11	17	6.970	
	10	37	28	9		35			37	35	1		9	30.77	22	6.795	
	11	31	21	5	1	29	4		29	26			6	39.66	17	5.764	
	12	35	28	7		35	8		35	35			6	31.66	22	5.668	
	13	33	24	6	1	33	2		30	30			6	34.16	24	5.679	
	14	24	22	1		24	1		23	23			1	2	20	6.975	
	15	27	23	3		27	1	1	26	26			3	46.66	22	6.309	
	16	33	23	10		32	3		33	33	1		10	39.00	21	6.333	
	17	131	12	118	1	127			130	126		1	116	71.94	9	10.888	
	18	122		117	5	118			117	117			120	76.81			
	19	62	41	1		62	1		61	61			41	53.73	17	6.076	
	20	38	29	9		37			38	38	1		9	47.88	25	5.240	
	21	37	29	8		35	2		37	36	1		7	34.00	21	6.214	
	22	42	33	8	1	41	3		41	40	1		8	40.12	27	8.222	
	23	29	25	4		28			29	29			3	52.00	19	5.936	
	24	40	26	14		39	3		40	39	2		13	45.76	22	5.863	
	25	41	19	21	1	39	3	1	40	40	1		22	61.68	15	5.300	
	26	35	1	34		33			35	35		1	32	68.00			
	27	38	14	24		37			38	38			24	82.22	5	7.100	
	28	23	18	5		22			23	22	1		5	46.80	17	5.729	
	29	31	27	4		30	2	1	31	31			4	51.25	20	5.900	
	30	28	26	1	1	23			27	24	1		1		18	6.727	
31	24	21	3		21	4	1	24	22			3	42.66	16	6.368		

¹For renter - occupied dwelling units and vacant nonseasonal not dilapidated units, for rent.
²For owner - occupied dwelling units and vacant nonseasonal not dilapidated units, for sale only.

Table 3.—CHARACTERISTICS OF HOUSING FOR CENSUS TRACTS, BY BLOCKS: 1950—Con.

Census tract	Block	All dwelling units by occupancy and tenure					All dwelling units by condition and plumbing facilities			Occupied dwelling units			Contract monthly rent ¹		Value ² of one-dwelling-unit structures		
		Total	Owner occupied	Renter occupied	Vacant non-seasonal not dilap., for rent or sale	Other vacant and non-resident	Number reporting	No private bath or dilap.	No running water or dilap.	Total	Persons per room		Occupied by non-white	Number reporting	Average monthly rent (dollars)	Number reporting	Average value (dollars)
											Number reporting	1.51 or more					
71	32	31	26	5		30	2		31	31			5	40.00	19	5,994	
	33	29	25	4		28	7		29	28			4	48.75	21	5,404	
	34	38	20	15		36			38	36			13	30.61	17	5,841	
	35	26	20	5		25	2		25	24			5	47.20	17	4,394	
	36	11	9	2	1	11	4	2	11	11	1		3	36.66	8	4,500	
	37	31	26	4		31			30	30			2	48.33	25	5,332	
	38	23	17	6		23	2		22	22			6	66.66	15	6,453	
	39	23	17	6		23	2		22	22			6	34.66	15	6,973	
	40	41	27	14		29	2		29	29			2	66.66	25	7,124	
	41	28	25	3		28			28	28			3	40.66	24	6,791	
	42	23	20	3		23			23	22			2		19	6,526	
	43	16	13	4		16		2	17	17			4	34.25	11	5,636	
	44	44	15	38	1	7			53	50			36	71.97	11	6,272	
	46	61	15	38	1	7			53	50			36	71.97	11	6,272	
	47	48	2	2					2	2							
	48	2	2						2	2							
	49	63	10	52	1	62	5	1	62	62		1	51	51.47	6	4,833	
	72	1	1														
		3	1														
		4	1														
5		1															
6		1															
7		1															
8		1															
9		1															
10		1															
11		1															
12		1															
13		1															
14		1															
15		1															
16		1															
17		1															
18		1															
19		1															
20		1															
21		1															
22		1															
23		1															
24		1															
25		1															
26		1															
27		1															
28		1															
29		1															
30		1															
31		1															
32	1																
33	1																
34	1																
35	1																
36	1																
37	1																
38	1																
39	1																
40	1																
41	1																
42	1																
43	1																
44	1																
45	1																
46	1																
47	1																
48	1																
49	1																
50	1																
51	1																
52	1																
53	1																
54	1																
55	1																
56	1																
57	1																
58	1																
59	1																
60	1																
61	1																
62	1																
63	1																
64	1																
65	1																
66	1																
73	1	279	35	241	2	1	273	7	23	276	272	2	6	239	69.89	14	5,450
2	160	15	144	1		152	6	4	159	158	2	2	138	54.61	9	8,388	
3	9	1	8			9			8	8			8	12.60	2		
12	334	30	306	12	13	262			309	280		2	282	121.42	2		
14	1																
15	12	8	4			12	1		12	12			4	19.25	7	5,500	
18	1																
19	130	11	130			128			130	120		2	120	94.10	7	9,785	
20	20	19	8			20			20	20			9	91.66	7	9,785	
21	27	19	8			27			27	27			8	67.12	14	9,500	
22	23	20	3			23			23	20			3	45.33	19	8,157	

¹For renter-occupied dwelling units and vacant nonseasonal not dilapidated units, for rent.
²For owner-occupied dwelling units and vacant nonseasonal not dilapidated units, for sale only.

HOUSING—BLOCK STATISTICS

Table 3.—CHARACTERISTICS OF HOUSING FOR CENSUS TRACTS, BY BLOCKS: 1950—Con.

Census tract	Block	All dwelling units by occupancy and tenure					All dwelling units by condition and plumbing facilities			Occupied dwelling units			Contract monthly rent ¹		Value ² of one-dwelling-unit structures	
		Total	Owner occupied	Renter occupied	Vacant non-seasonal not dilap., for rent or sale	Other vacant and non-resident	Number reporting	No private bath or dilap.	No running water or dilap.	Total	Persons per room		Number reporting	Average monthly rent (dollars)	Number reporting	Average value (dollars)
											Number reporting	1.51 or more				
73	23	14	9	5		14	2		14	12	1		3	69.33	7	7,571
	24	96	2	94		88			96	89		3	89	61.97		
	25	51	28	23		51		1	51	50		1	20	51.25	27	7,544
	26	14	7	6		14			13	13			6	91.50		
	27	29	16	13		29			29	28			11	59.36	12	9,333
	28	21	15	6		20			21	20			6	57.83	11	7,227
	29	6	2	4		6	1		6	6	1		4	32.50	2	
	30	84	12	70	2	83			82	80			68	69.45	7	7,071
	31	48		48		48			48	48			48	319.64		
74	1		3	14		17	5		17	17	1		12	40.41	2	
	2	85	17	68		79	11		85	85		1	65	35.58	10	8,750
	3	40	22	18		39	5		40	39	2		18	49.66	12	8,083
	4	33	25	8		33	3		33	32			7	39.14	23	7,630
	5	2														
	6	2														
	8	1														
	9	11		11		11			11	11			11	54.54		
	10	16	1	15		16			16	15			15	50.80	1	
	11	17		16		17			16	16			16	52.12		
	15	1														
	16	155	69	85	1	151	3	1	154	147	2	1	84	38.40	60	6,570
	33	2														
	36	6	5	1		6			6	6					5	50,800
	38	16	16	16		16			16	16					16	10,825
	39	22	19	3		22	1	1	22	22			2		16	10,825
	40	14	11	3		13			14	12			2		9	11,333
	41	27	26	1		27			27	23			1		24	12,616
	42	99	38	59	2	95			97	96			60	59.91	15	17,800
	43	36	21	15		29			36	32			7	94.00	2	
	44	9	7	2		9			9	9			1		4	19,500
	46	39	25	14		39			39	36		1	14	69.42	20	13,925
	47	25	18	7		25	6		25	25		4	7	38.14	18	12,861
	48	22	17	5		21			22	20			3	85.00	15	12,266
	51	1														
	52	36	26	10		36			36	36			10	80.90	16	18,381
	53	16	10	6		16			16	15		1	5	133.00	2	
	54	38	28	10		35			38	38			10	69.90	25	10,700
	55	28	27	1		25			28	28					27	16,388
	56	38	21	17		37			38	38	1		15	70.33	12	12,466
	57	33	19	14		33			33	33			13	59.46	15	10,466
	58	9	8	1		9			9	9					7	30,714
	59	13	10	3		12			13	12		1	2		9	37,222
	60	10	9	1		10			10	10					8	21,500
	62	25	24	1		25			25	25			1		23	12,521
	63	15	14	1		15			15	14			1		13	16,153
	64	6	5		1	4			5	5			1		4	20,500
	65	5	5			5			5	5					4	23,750
	66	10	9		1	10			9	9			1		9	23,222
	67	35	29	4	2	35			33	33			3	78.33	28	12,303
	68	31	30	1		31			31	31			1		27	11,985
	69	17	17			17			17	17					17	16,941
	70	4	4			4			4	4					4	25,000
	71	4	4			4			4	4					4	22,000
	72	17	17			16			17	16					17	21,352
	73	26	26			25			26	25					24	13,937
	74	3	3			3			3	3					3	14,166
	75	11	10	1		11			11	11			1		9	11,044
	76	22	20	2		22			22	22					20	15,200
	77	9	7	2		9			9	9			2		6	19,166
	79	47	1	42	4	47			43	43			46	104.84		
	80	21	20	1		21			21	21					17	20,764
	81	5	5			5			5	5					4	35,000
	82	24	22	1		24		1	23	22					22	19,004
	83	4	4			4			4	4					4	23,250
	84	50	40	10		46			50	50			9		32	10,406
	85	21	19	2		21			21	21			2	83.11	18	11,666
	86	28	17	11		28			28	28			11	70.45	10	11,770
	87	21	13	8		20			21	21			8	58.37	8	9,125
75	1	29	23	6		29	2		29	29			6	71.33	18	7,788
	2	2														
	5	47	35	11		44	5		46	44	3		11	52.27	30	6,256
	9	3	3			3			3	3					3	34,666
	10	12	10	2		11			12	12			2		9	7,822
	11	61	30	31		60	2	1	61	57	1	1	30	62.23	19	8,015
	12	29	28	1		27	1	1	29	28			1		27	7,388
	13	28	23	5		27			28	28			4	45.50	22	7,477
	14	7	5	2		7			7	7			2		3	8,666
	16	19	15	4		19	1	1	19	18			4	79.25	14	9,178
	18	42	32	9	1	40	1	1	41	40			9	63.00	21	9,809
	19	14	14			13			14	14					14	11,000
	20	191	56	134	1	190	2		190	189		2	132	47.24	32	8,890
	21	41	33	8		41			41	40			8	75.62	23	11,813
	22	12	11	1		12	3	3	12	12			1		8	20,375

¹For renter—occupied dwelling units and vacant nonseasonal not dilapidated units, for rent.²For owner—occupied dwelling units and vacant nonseasonal not dilapidated units, for sale only.

Table 3.—CHARACTERISTICS OF HOUSING FOR CENSUS TRACTS, BY BLOCKS: 1950—Con.

Census tract	Block	All dwelling units by occupancy and tenure					All dwelling units by condition and plumbing facilities			Occupied dwelling units			Contract monthly rent ¹		Value ² of one-dwelling-unit structures		
		Total	Owner occupied	Renter occupied	Vacant non-seasonal not dilap., for rent or sale	Other vacant and non-resident	Number reporting	No private bath or dilap.	No running water or dilap.	Total	Persons per room		Number reporting	Average monthly rent (dollars)	Number reporting	Average value (dollars)	
											Number reporting	1.51 or more					Occupied by non-white
75	24	29	27	2		29	2	1	29	28				25	7,820		
	25	40	35	4		40			39	39		2	55.75	30	8,300		
	27	6	6			6			6	6				5	8,700		
	28	31	25	6		28			31	29		5	49.40	22	10,622		
	29	19	10	9		16	1	2	19	19		7	63.28	1			
	31	44	33	10		42	4		43	42		10	63.30	20	9,575		
	32	22	22			22			22	22				22	10,090		
	33	18	15	3		18			18	18		3	56.66	12	13,325		
	34	67	55	12		67			67	67		12	65.08	45	10,466		
	36	31	21	10		31			31	31		10	75.70	8	10,937		
	37	26	24	2		26			26	26		2		21	9,928		
	38	28	26	2		28			28	28		2		24	10,895		
	39	16	14	2		16			16	16		2		12	11,350		
	40	27	27			27			27	25				24	11,075		
	41	7		7		7			7	7		7	37.57				
	42	39	24	14	1	38			38	37		15	77.06	6	11,416		
	44	7	4	3		7			7	7		2		3	7,833		
	45	29	28	1		29			29	29		1		28	9,757		
	47	27	26	1		25			27	27		1		25	9,020		
	48	32	18	14		29			32	30		13	67.07	6	8,333		
	50	41	33	8		41			41	40		8	65.50	30	11,133		
	51	32	27	5		31	1		32	32	1	4	60.75	26	7,996		
	52	29	25	3		28			28	27		3	51.33	23	9,043		
	53	28	26	2		27			28	28				24	9,208		
	54	12	12			12			12	12				12	9,333		
	55	20	12	7	1	20			19	19		7	68.00	8	9,562		
	56	29	24	5		29			29	29		5	48.60	17	9,694		
	57	31	23	8		30			31	31		7	64.71	21	8,652		
	58	31	27	4		31	1		31	31		4	56.50	26	8,461		
	59	35	27	8		35			35	35		7	52.57	27	8,970		
	61	34	22	12		33			34	31		12	72.83	12	10,125		
	62	24	23	1		23			24	24		1		23	10,304		
	63	28	28			27			28	27				28	9,389		
	76	1	5	2	3		5	1	1	5	5				2		
		2	18	12	5	1	17			17	16			5	67.00	11	7,454
		3	18	14	4		17			18	17		3	48.33	12	10,958	
		4	18	16	2		15			18	15		1		15	17,500	
		5	11	11			11			11	11				10	8,950	
		6	15	14	1		15			15	15	1			13	9,192	
		7	6	6			6		1	6	8		2		6	7,500	
		8	20	17	3		20			20	20		3	44.33	16	6,031	
		9	17	14	3		17			17	17		2		14	6,821	
		10	22	19	2		22			21	21		2		19	7,026	
		11	18	14	4		18			18	18		4	55.00	12	10,583	
		12	7	5	2		7			7	7		2		2		
13		15	14	1		15			15	15		1		13	13,269		
14		14	13	1		14			14	14				11	7,363		
15		26	21	5		26			26	26		4	44.50	18	6,377		
16		24	19	5		24			24	24		5	47.50	16	6,593		
17		30	29	1		30			30	30		1		29	7,051		
18		27	22	5		27			27	27		5	39.40	19	6,568		
19		20	17	3		20			20	20		2		18	5,900		
20		10	9	1		10	1		10	10		1		5	8,020		
21		22	21	1		21			22	22		1		21	10,595		
22		21	18	3		20			21	21		3	41.66	16	9,125		
23		26	23	3		26	1	1	26	26		3	58.33	22	8,859		
24		22	21	1		22			22	22		1		19	7,494		
25		30	27	2		30		1	29	29		1		25	8,664		
26		16	15	1		16			16	16		1		14	8,485		
27		4	4			4			4	4				3	10,333		
28		15	15			15			15	15				15	5,640		
29		23	23			23			23	23				22	7,181		
30		29	25	4		26			29	28		4	27.25	22	6,613		
31		19	13	6		19	3	2	19	19		6	45.16	9	6,333		
32		17	15	2		17	1		17	17		2		14	8,142		
33		34	30	4		34	4		34	34		4	42.50	27	8,162		
34		24	23	1		24			23	23				22	9,459		
35		15	13	2		14			14	12				11	8,636		
36		54	50	1	1	54		2	52	52		2		47	10,048		
37		11	11			11			11	11				11	10,572		
38		38	36	2		38			38	38		1		33	9,696		
39		42	38	4		42		2	42	42		3	58.33	36	9,830		
40		22	22			22			22	22				21	10,809		
41		27	26	1		27			27	27		1		25	11,120		
42		39	37	2		39	1	1	39	39		2		32	10,400		
43		1															
45		11	11			11			11	11				11	8,272		
46		29	29			28			29	29				29	8,441		
47	18	14	4		17			18	18				13	6,623			
49	21	18	3		20			21	21		3	60.00	15	9,600			
50	27	26	1		26			27	26		1		25	9,480			
51	29	27	2		28	1	1	29	28		1		25	9,096			
52	28	27	1		28			28	28		1		26	10,038			
53	33	33			32			33	33				30	9,850			

¹For renter - occupied dwelling units and vacant nonseasonal not dilapidated units, for rent.
²For owner - occupied dwelling units and vacant nonseasonal not dilapidated units, for sale only.

HOUSING—BLOCK STATISTICS

Table 3.—CHARACTERISTICS OF HOUSING FOR CENSUS TRACTS, BY BLOCKS: 1950—Con.

Census tract	Block	All dwelling units by occupancy and tenure					All dwelling units by condition and plumbing facilities			Occupied dwelling units			Contract monthly rent ¹		Value ² of one-dwelling-unit structures		
		Total	Owner occupied	Renter occupied	Vacant non-seasonal not dilap., for rent or sale	Other vacant and non-resident	Number reporting	No private bath or dilap.	No running water or dilap.	Total	Persons per room		Number reporting	Average monthly rent (dollars)	Number reporting	Average value (dollars)	
											Number reporting	1.51 or more					Occupied by non-white
76	54	30	30			29			30	30					29	10,396	
	55	24	23			22			24	23					13	11,384	
	56	26	22	1		26			26	26			68.75	1	9,619		
	57	32	29	3		31			32	32			46.33	3	10,206		
	58	31	30	1		30			31	31				1	10,550		
	59	27	26	1		27			27	27				1	10,860		
	60	23	22	1		19			23	23				1	9,222		
	61	30	23	7		27	2	1	30	29			35.71	7	8,052		
	62	33	29	4		31	2	2	33	33			42.50	4	7,227		
	63	17	16	1		15			17	17				1	7,433		
	77	4	2				7			7	7					6	6,333
		9	7	7			7			7	7						
		10	2				2			2	2						
11		7	2	5		7			7	7				4	33.50		
12		22	22			29	4	3	29	28				3	44.00	18	6,577
13		29	26	3		29			29	29				3	27.66	26	6,065
14		34	32	2		32			34	34				3		31	6,451
15		36	34	2		36			36	35				3		33	7,081
16		31	28	3		31			31	31				3	28.33	27	6,529
17		23	20	3		23	2		23	23	1			2		19	7,315
18		30	26	4		29	2		30	29				3	56.00	24	8,125
19		15	15			15			15	15						15	8,000
20		1															
22		13	13			13			13	13						13	8,053
23		28	25	3		28	4		28	28				3	58.33	23	8,169
24		32	29	3		32			32	32				3	35.33	29	7,565
25		37	26	1		27			27	27				1		26	7,550
26		27	27			25			27	26						26	7,800
27		26	23	3		26			26	26				3	36.66	22	7,168
28		12	11	1		12			12	12				1		11	7,636
29		14	10	4		14	2		14	14				4	59.00	8	6,400
30		26	23	3		26			26	26				3	38.33	22	7,727
31		32	28	3		32	2	1	31	31	2			3	45.00	25	6,540
32		22	22			22			22	22						22	7,772
34		30	25	4		29	1	1	29	29				4	58.25	24	6,812
35		31	28	3		31			31	31				3	46.66	28	6,867
36		20	19	1		20			20	20				1		19	7,263
37		16	13	3		16			16	16				3	48.33	12	7,208
38		8	8			8			8	8						8	6,812
39		3	3			3	1		3	3						3	8,000
40		37	33	4		37	10	1	37	37				2	35.00	33	4,190
41		11	9	2		11	2	1	11	11				2		9	5,700
42		2															
43		5	7	1		5			5	5						7	6,971
44		5	5			5			5	5						5	6,660
45	7	7			7			7	7						7	5,785	
46	18	17	1		18			18	18	1			1		16	5,812	
47	26	24	2		26			26	25				2		23	6,491	
48	8	7	1		7			8	8	2			1		6	1,833	
49	10	7	3		9	4	4	10	10		8		3	30.00	7	2,457	
50	2																
51	17	16			16	9	8	16	16	1	15				15	2,633	
52	6	6			6	3		6	6		6				6	3,750	
53	10	5	5		10	9	9	10	10	2	10		4	22.00	5	1,540	
54	3	3			3	2		3	3		1				2		
59	4	4			3	2		4	4		4				3	1,633	
60	10	7	3		9	4		10	10		9		3	24.33	7	3,242	
61	10	8	2		10	9		10	10		10		2		7	2,071	
62	19	15	3		15	7		18	17	1	18		3	25.00	14	2,757	
63	14	14			11	6	5	14	13	1	13				14	2,578	
64	16	13	2		15	8	8	15	15	1	12		2		12	2,758	
78	9	40	29	9		38	11	5	38	38	5		8	29.12	26	5,719	
	10	7	6	1		7			7	7	1		1		6	2,750	
	11	1															
	12	8	5	1	2	8	4	1	6	6	1				1		
	13	7	5	2	2	6	1		5	5	1				4	3,875	
	16	7	6	1		7	3	1	7	7					5	5,500	
	19	7	5	2	1	7	2	1	7	7	1	1			5	4,220	
	20	2															
	21	11	9	2		11	1		11	11				2		8	5,112
	22	17	15	2		17	7	4	17	17	1	17		1		13	3,346
	23	11	8	2		10	5	1	10	10	1	10		1		6	3,633
	24	8	5	2		8	3		8	8	1	8		1		4	3,825
	25	5	5			5	3	1	5	5	1	5		1		5	4,180
	26	7	6	1		6	3	1	7	6	1	7		1		3	2,833
	27	7	6	1		7	1		7	7		7				6	5,166
	28	1															
	29	4	4			4			4	4		4				3	6,333
32	2																
33	7	7			7			7	7		7		1		2		
34	5	2	2		5	5	2	4	4	1	4		1		2		
35	6	6			6	2	1	6	6	2	6				4	3,875	

¹For renter - occupied dwelling units and vacant nonseasonal not dilapidated units, for rent.
²For owner - occupied dwelling units and vacant nonseasonal not dilapidated units, for sale only.

Table 3.—CHARACTERISTICS OF HOUSING FOR CENSUS TRACTS, BY BLOCKS: 1950—Con.

Census tract	Block	All dwelling units by occupancy and tenure					All dwelling units by condition and plumbing facilities			Occupied dwelling units			Contract monthly rent ¹		Value ² of one-dwelling-unit structures	
		Total	Owner occupied	Renter occupied	Vacant non-seasonal not dilap., for rent or sale	Other vacant and non-resident	Number reporting	No private bath or dilap.	No running water or dilap.	Total	Persons per room Number reporting 1.51 or more	Occupied by non-white	Number reporting	Average monthly rent (dollars)	Number reporting	Average value (dollars)
78	39	6	5	3		6	4		6	6					5	5,400
	40	8	5	2		8	2		8	3		3	28.33	5	5,560	
	41	10	5	2	1	10	2		10	5	1	1		5	6,562	
	42	6	5	1		6	2	2	6	5	1	1		5	4,820	
	43	4	5	1		4	5		4	5				2	7,375	
	44	4	5	1		4	5		4	5				4	7,375	
	47	11				11			11						9	5,066
	48	11	10	5		11	3	2	11	8	1			5	5,600	
	49	10	5	5		10	2		10	9		5	40.20	5	5,600	
	51	1				1			1							
	52	4	2	2		4	4		4	4	2	1			2	
	53	11				11			11							
	54	13	12	1		13	6		13	6		1			12	6,658
	55	6	6			6	7		6	7					6	5,916
	56	12	1	1		12	9		12	7					6	5,023
	57	11	2	2		11	3		11	6	1				12	4,875
	58	11	3	3		11	5		11	6					9	6,366
	59	2	2	1		2	3		2	7		2	46.00	2	2	7,644
	63	15	14	1		15	5	1	15	5	2	1			25	7,644
	64	2	2	1		2	5	1	2	5	2	1			14	3,685
	65	2	2	1		2	3	1	2	3	1	1			5	4,400
	66	2	2	1		2	3	1	2	3	1	1	5.37	2	5	5,720
	67	4	3	1		4	3	1	4	4	2	1			3	3,500
	68	1				1			1							
	69	1				1			1							
	70	1				1			1							
	71	1				1			1							
	72	1				1			1							
	73	1	4	1		5	7	4	5	7	3	1			4	5,250
	75	2	4	2		4	4	1	4	4	1				4	2,875
	76	1	10	2		12	3		12	2	2				9	5,500
	77	1	10	2		12	3		12	2	2				9	5,500
	78	1	10	2		12	3		12	2	2				9	5,500
	79	1	10	2		12	3		12	2	2				9	5,500
	80	1	10	2		12	3		12	2	2				9	5,500
	81	1	10	2		12	3		12	2	2				9	5,500
	82	1	10	2		12	3		12	2	2				9	5,500
	83	1	10	2		12	3		12	2	2				9	5,500
	84	1	10	2		12	3		12	2	2				9	5,500
	85	2	8	8		7	7		8	8					8	6,812
	86	2	8	8		7	7		8	8					8	6,812
	87	1	11	11		11	11		11	11					11	5,166
	88	1	11	11		11	11		11	11					11	5,263
	89	1	10	2		10	5	3	10	5	1	2			7	4,028
	90	1	10	2		10	5	3	10	5	1	2			7	4,028
	91	1	10	2		10	5	3	10	5	1	2			7	4,028
	92	1	10	2		10	5	3	10	5	1	2			7	4,028
	93	1	10	2		10	5	3	10	5	1	2			7	4,028
	94	1	10	2		10	5	3	10	5	1	2			7	4,028
	99	1	10	2		10	5	3	10	5	1	2			7	4,028
	100	6	5			6	2	1	5	4					5	4,760
	101	6	5			6	2	1	5	4					5	4,760
102	6	5			6	2	1	5	4					5	4,760	
103	6	5			6	2	1	5	4					5	4,760	
104	6	5			6	2	1	5	4					5	4,760	
105	6	5			6	2	1	5	4					5	4,760	
106	6	5			6	2	1	5	4					5	4,760	
107	6	5			6	2	1	5	4					5	4,760	
108	6	5			6	2	1	5	4					5	4,760	
109	6	5			6	2	1	5	4					5	4,760	
110	6	5			6	2	1	5	4					5	4,760	
111	6	5			6	2	1	5	4					5	4,760	
112	6	5			6	2	1	5	4					5	4,760	
113	5	5			5	1		5	5					5	4,900	
114	19	16	3		19	2	1	19	2	2	3	56.66	15	2	5,873	
116	14	14			14	4		14	4	1				14	3,785	
117	14	14			14	4		14	4	1				14	3,785	
118	22	20	1		22	1	4	21	1	3	1			20	3,720	
119	22	20	1		22	1	4	21	1	3	1			20	3,720	
120	13	13			13	4	1	13	3	3	1			13	3,360	
121	13	13			13	4	1	13	3	3	1			13	3,360	
122	6	5			6	4	3	5	5	2				5	3,761	
123	10	7	1	1	10	5	1	8	8	1				7	3,320	
124	12	9	2		12	7	3	11	7	1	2			8	3,320	
125	12	9	2		12	7	3	11	7	1	2			8	3,320	
126	12	9	2		12	7	3	11	7	1	2			8	3,320	
127	12	9	2		12	7	3	11	7	1	2			8	3,320	
128	12	9	2		12	7	3	11	7	1	2			8	3,320	
129	12	9	2		12	7	3	11	7	1	2			8	3,320	
130	12	9	2		12	7	3	11	7	1	2			8	3,320	
131	12	9	2		12	7	3	11	7	1	2			8	3,320	
132	12	9	2		12	7	3	11	7	1	2			8	3,320	
133	20	18	2		20	2	1	20	19	1	2			18	5,727	
134	38	37	1		38	2	1	38	38					37	7,128	
135	36	34	1		35	1	1	35	35					34	8,106	
137	14	12	1		14	1	1	13	13					12	8,875	
79	1	12	12		12	4	2	12	4					11	7,063	
	2	4	3	1	4			4	4					3		
	3	10	9	1	10			10	10					9	8,555	
	4	58	47	11		58	16	1	58	58	7	10	30.70	45	5,722	

¹For renter - occupied dwelling units and vacant nonseasonal not dilapidated units, for rent.
²For owner - occupied dwelling units and vacant nonseasonal not dilapidated units, for sale only.

HOUSING—BLOCK STATISTICS

Table 3.—CHARACTERISTICS OF HOUSING FOR CENSUS TRACTS, BY BLOCKS: 1950—Con.

Census tract	Block	All dwelling units by occupancy and tenure					All dwelling units by condition and plumbing facilities			Occupied dwelling units			Contract monthly rent ¹		Value ² of one-dwelling-unit structures		
		Total	Owner occupied	Renter occupied	Vacant non-seasonal not dilap., for rent or sale	Other vacant and non-resident	Number reporting	No private bath or dilap.	No running water or dilap.	Total	Persons per room		Occupied by non-white	Number reporting	Average monthly rent (dollars)	Number reporting	Average value (dollars)
											Number reporting	1.51 or more					
79	7	27	20	7					27	26			6	32.50	18	6,527	
	8	10	8	2					10	10			2		8	4,662	
	9	13	10	3					13	13	1		2		9	4,722	
	10	5	3	2					5	5			1		3	2,833	
	11	4	3	1					4	4	1		1		3	4,833	
	12	12	10	2					12	12	1		1		10	4,780	
	13	4	3	1					4	4			1		2		
	14	13	11	1	1				13	12			1		11	6,709	
	15	15	14	1					15	14			1		14	6,164	
	16	19	13	5	1				19	18	1		4	57.50	12	5,516	
	17	19	17	2					19	18			2		17	7,235	
	18	20	18	2					20	20			2		18	6,216	
	19	16	15	1					16	16			1		13	6,730	
	20	8	7	1				1	8	8			1		7	6,857	
	21	1															
	22	3	2	1				1	3	3			1		2		
	25	32	30	2				1	32	32			2		27	6,240	
	26	7	7						7	7					7	6,214	
	27	17	15	2				1	17	17	1		1		13	5,038	
	28	20	19			1			19	18					17	6,558	
	29	16	14	2					13	16	2		2		12	4,975	
	30	18	16	2					17	17			1		13	7,961	
	32	26	23	2	1				25	24	2		2		19	5,422	
	33	27	22	5				4	25	27			2		14	6,535	
	34	13	12	1				3	13	13	2		1		12	6,666	
	35	2															
	36	1															
	38	1															
	39	14	13	1					14	13			1		13	10,276	
	40	24	23	1					23	24			1		22	10,463	
	41	21	19	2					20	21			2		19	8,852	
	42	19	17	2					18	19			2		16	7,481	
	43	38	31	7				1	38	36			5	68.60	20	8,050	
	44	37	36	1					37	35			1		20	8,200	
	45	16	14	1	1				14	11			1		10	9,600	
	46	2															
	47	20	18	2					15	20			2		8	7,850	
	48	4	4						3	4					3	6,000	
	49	13	12		1				12	12					11	7,818	
	50	36	27	9				4	36	34	1		8	56.75	16	6,768	
	51	15	13	2					15	15			1		9	7,722	
	54	11	8	3					11	10			3	47.66	6	7,500	
	55	17	14	3				1	14	17			3	35.33	13	6,253	
	56	7	6	1				2	7	7			1		5	5,380	
	57	51	42	9				2	49	49	1		9	40.33	39	7,069	
	58	14	13	1					13	14			1		13	8,038	
	59	17	16	1				3	17	17	2		1		15	6,000	
	61	39	26	12		1		1	38	36			11	56.63	18	8,261	
	62	6	6						6	6			1		6	6,333	
	63	17	17						13	17					13	7,484	
	64	47	46	1				1	40	47			1		27	6,900	
	65	10	10						8	10					5	7,960	
	66	6	4	2					5	6			2		1		
	67	9	9						7	9					6	5,583	
	68	1															
	69	4	3		1				3	3					3	6,833	
	70	6	6						4	6					4	7,125	
	71	11	9	2					9	11			1		6	6,083	
	72	16	15	1					12	16			2		8	6,875	
	73	24	22	2				1	21	24			2		15	6,586	
	74	24	23	1					18	23			1		15	6,220	
	75	12	12					4	6	12					6	7,416	
	76	7	7						5	7			1		6	6,416	
	77	46	36	10					46	46	1	1	6	70.50	26	9,553	
	79	9	6	3					9	9			3	36.66	6	6,916	
	80	44	38	6					40	42			6	54.33	33	10,045	
	81	22	20	2				2	22	21			2		19	9,921	
	83	31	27	4					30	31			2		25	9,212	
	84	11	8	3					11	10			2		8	7,750	
	85	17	12	3		2		1	13	12			2		12	9,416	
	86	11	9	2					11	11			2		9	7,777	
	87	28	25	3				1	28	25			3	78.33	23	8,708	
	88	7	7						7	7					7	6,071	
	89	24	22	2					24	22			2		20	6,575	
	90	22	21	1					21	19			2		21	8,019	
	91	24	19	5				2	23	20			4	28.50	18	5,805	
	92	2															
	94	23	20	1		2			23	18			2		20	9,525	
	95	11	9	2				1	11	11			2		7	11,285	
	96	6	6						6	6					6	6,250	
	97	2															
	99	38	34	4					36	36			3	78.33	25	10,440	
	100	28	23	5				1	27	28			5	63.00	16	13,137	
80	1	39	27			12			22	27					24	8,420	

¹For renter - occupied dwelling units and vacant nonseasonal not dilapidated units, for rent.²For owner - occupied dwelling units and vacant nonseasonal not dilapidated units, for sale only.

Table 3.—CHARACTERISTICS OF HOUSING FOR CENSUS TRACTS, BY BLOCKS: 1950—Con.

Census tract	Block	All dwelling units by occupancy and tenure					All dwelling units by condition and plumbing facilities			Occupied dwelling units			Contract monthly rent ¹		Value ² of one-dwelling-unit structures		
		Total	Owner occupied	Renter occupied	Vacant non-seasonal not dilap., for rent or sale	Other vacant and non-resident	Number reporting	No private bath or dilap.	No running water or dilap.	Total	Persons per room		Occupied by non-white	Number reporting	Average monthly rent (dollars)	Number reporting	Average value (dollars)
											Number reporting	1.61 or more					
80	2	11	11			9			11	11					8	9,750	
	3	33	33			29			33	33					30	9,520	
	4	36	35	1		34	3		36	34			1		28	8,567	
	5	29	27	2		29			29	29			2		24	8,829	
	6	22	22			22			22	21					20	9,690	
	7	30	28	2		30	1	1	30	30			1		24	9,479	
	8	30	27	2	1	29			29	28			1		22	9,322	
	9	30	29	1		30			30	30			1		22	9,510	
	10	30	26	4		30			30	30			3	64.33	25	8,784	
	11	33	30	3		30	2	2	33	31			1		27	9,070	
	12	29	25	4		27			29	29			3	53.33	24	7,200	
	13	29	27	2		25			29	29			1		25	9,160	
	14	33	33			19			33	32					25	9,753	
	15	27	27			17			27	25					27	9,918	
	16	24	24			21			24	24					20	7,760	
	17	33	33			25	5		33	30					20	7,525	
	18	30	26	7		24			30	29			1		25	8,812	
	19	34	29	4		20	2		34	34			3	49.50	25	11,743	
	20	46	40	6		40			46	44			4	60.00	23	7,161	
	21	23	21	2		23			23	23			2		20	8,975	
	22	24	21	3		24			24	24			2		19	8,973	
	23	28	28			27			28	25					25	7,936	
	24	23	23	2		23			23	23			2		20	9,000	
	25	25	21	4		25			25	25			4	61.00	21	9,809	
	26	20	18	2		20			20	20			2		18	8,872	
	27	34	32	2		32			34	34			2		18	9,009	
	28	27	27			27			27	29			1		17	8,229	
	29	26	26	1		27			27	27					26	8,346	
	30	32	32	2		32	3	3	34	34			2		30	8,033	
	31	22	22			22			22	22					22	8,659	
	32	36	27	4	1	31	2		31	31			3	53.33	24	8,770	
	33	23	19	4		20			23	23			3	46.00	15	7,900	
	34	25	25			25			25	25					23	8,108	
	35	27	23	4		27		2	27	27			4	49.50	22	6,927	
	36	32	32			31			32	32					31	11,645	
	37	1				1			1								
	38	89	82	5	1	87		1	87	86			4	64.75	81	7,909	
	39	16	14	2		15			16	14					11	8,453	
	40	20	18	2	1	20		1	20	20			2		17	8,617	
	41	23	19	4		23			23	23		1	4	55.00	18	8,633	
	42	20	20			20			20	20					20	7,250	
	43	12	11	1		12			12	12					11	7,227	
81	1	26	24	2		25			26	26			2		22	8,472	
	2	34	27	7		34	3		34	34			2		29	8,026	
	3	21	12	9	1	21			21	21		1		4	58.3	19	13,666
	4	27	19	7		26			26	26			8	66.85	3	13,666	
	5	35	31	4		35			35	35			4	67.37	15	13,666	
	6	34	30	4		34	2		34	34			8	64.00	30	8,703	
	7	28	25	3		28		1	28	28			2	64.75	23	8,143	
	8	21	14	7		21			20	20			2		21	8,855	
	9	15	13	2	1	14			15	15			2	66.50	9	8,088	
	10	35	25	10		32			35	35			2		26	8,088	
	11											1		49.44	18	8,681	
	12	33	30	3		32			33	32			2		29	8,662	
	13	32	25	7		30			32	32			7	46.00	23	8,334	
	14	34	31	3		31			34	34			3	51.14	23	8,334	
	15	1				1			1								
	16	18	18			17			18	17					16	13,275	
	17	32	30	2	1	31			31	30			1		31	11,000	
	18	33	31	2		31		2	33	32			2		30	10,326	
	19	26	23	3		25			25	25			4		22	9,477	
	20	15	9	6	1	15			14	14			2	93.75	6	15,500	
	22	26	23	2	1	25			25	23			3	82.66	17	10,735	
	23	26	23	3		23			26	26			2		18	9,888	
	24	27	21	6		22		1	27	27		1	4	53.00	13	8,961	
	25	25	20	5		22			25	25			5	48.00	13	9,153	
	26	33	20	12	1	30		1	32	30			11	35.00	16	9,475	
	27	13	7	6		12			13	7			6	125.00	4	10,750	
	28	35	30	5	6	31		3	34	34		1	6	48.40	13	8,907	
	29	24	23	1		19			24	24			1		18	9,111	
	30	29	28	1		28			29	29			1		21	11,547	
	31	15	13	2		15			15	15			1		13	10,288	
	32	17	17			17			17	17			1		13	9,616	
	33														17	9,527	
	34																
	35																
	36	32	27	5		32		1	32	32			4	43.25	24	9,375	
	37	22	21	1		22			22	22			1		20	14,250	
	38	13	12	1		13			13	13			1		10	14,800	
	39	24	23	1		24			24	23			1		15	10,800	
	40	14	11	3		14			14	14			3	50.33	10	11,050	
	41	7	6	1		7			7	6			1		5	8,000	
	42	23	12	11		23			23	21		1	9	47.80	5	9,140	
	43	12	10	2		12			11	11			1		9	10,288	
	44	20	19	1	1	19		2	20	20			1		18	9,616	
	45	27	21	6		27		2	27	27		1	6	61.00	18	9,527	
	46	8	8			8			8	8					8	12,125	

¹For renter - occupied dwelling units and vacant nonseasonal not dilapidated units, for rent.
²For owner - occupied dwelling units and vacant nonseasonal not dilapidated units, for sale only.

HOUSING—BLOCK STATISTICS

Table 3.—CHARACTERISTICS OF HOUSING FOR CENSUS TRACTS, BY BLOCKS: 1950—Con.

Census tract	Block	All dwelling units by occupancy and tenure					All dwelling units by condition and plumbing facilities			Occupied dwelling units			Contract monthly rent ¹		Value ² of one-dwelling-unit structures	
		Total	Owner occupied	Renter occupied	Vacant non-seasonal not dilap., for rent or sale	Other vacant and non-resident	Number reporting	No private bath or dilap.	No running water or dilap.	Total	Persons per room		Number reporting	Average monthly rent (dollars)	Number reporting	Average value (dollars)
											Number reporting	1.51 or more				
81	47	18	17	1		18			18	18		1		16	12,968	
	48	2														
	49	40	32	8		36			40	36		5	47.80	26	8,846	
	50	26	24	2		26			26	25		2		24	8,079	
	51	21	17	4		21			21	20		4	51.50	10	8,780	
	52	11	11			11			11	10				10	10,490	
	53	28	24	4		28			28	28		4	36.75	24	7,866	
	54	23	22	1		22			23	23		1		20	9,365	
	55	7	2	5		7	2		7	7	1	5	53.00			
	82	1	14	12	1	1	13			13	13		1		12	10,625
		2	16	13	2	1	10			15	14		2		13	12,730
		3	19	18	1	1	19			19	19		1		18	13,350
		4	29	27	2		27			29	29				25	11,980
		5	42	41	1		42			42	42				41	16,536
		6	20	20			19			20	19				19	16,052
7		14	14			14			14	14				14	13,964	
8		23	21	1		22	1		22	22		1		21	13,095	
9		25	25			25			25	25				25	11,540	
10		24	23	1		24			24	23				23	11,217	
11		24	21	3		24			24	24		2		21	10,952	
12		23	21	2		20			23	22		2		20	11,375	
13		19	17	1	1	14			18	16				17	13,147	
14		20	18	2		19			20	18	1	2		17	11,941	
15		15	13	2		15			15	13		2		13	11,592	
16		14	14			9			14	12				13	12,530	
17		34	32	2		33			34	34		2		32	13,031	
18		27	24	2		27			26	26		2		24	14,145	
19		27	25	2	1	26			27	27		2		25	12,060	
20		23	22	1		23			23	23		1		22	10,750	
21		23	22	1		22	1		22	22				22	11,295	
22		28	28			27			28	28				28	12,071	
23		24	23	1		24			24	24		1		23	11,565	
24		31	31			31			31	24				29	9,724	
25		29	29			29			29	28				27	10,296	
26		25	24	1		25			25	25		1		27	9,313	
27		26	24	2		25			26	26		1		24	8,320	
28		35	31	4		35			35	35		4	62.00	31	11,058	
29		14	12	2		13			14	13		1		12	13,225	
30		26	26			26			26	26				21	12,704	
31		16	12	3	1	16			15	15		3	42.00	9	9,777	
32		25	11	13	1	23			24	23		14	45.57	4	11,000	
33		17	11	6		17	4	1	17	17	1	6	48.33	7	10,900	
34		25	22	3		25	2		25	25		3	71.66	18	10,277	
35		14	9	5		14			14	14		5	9.38	8	9,387	
36	20	18	1		19			19	17		1		17	7,529		
37	17	16	1	1	16			17	14		1		14	7,892		
38	20	19	1		20			20	15		1		19	9,026		
39	22	21	1		21			22	14				19	9,526		
40	24	19	5		24			24	24		4	80.75	18	9,833		
41	18	17	1		17			18	18		1		16	8,256		
42	26	24	2		26			26	26		2		23	9,008		
43	20	15	4		17			19	16		1		12	8,466		
44	23	18	5		23	1		23	23		5	53.80	17	8,052		
45	45	17	27	1	38			44	42		25	52.68	10	10,500		
46	25	18	6	1	25			24	24		6	57.00	17	10,264		
47	31	17	12	1	29			29	29		12	41.50	15	8,733		
48	38	22	15	1	36	7	11	37	36	1	14	29.78	15	10,313		
49	27	25	2		27	12		27	27	1	1		23	12,143		
50	43	42	1		43			43	43		1		42	11,357		
51	40	36	3		40			39	39		2		36	11,611		
52	36	35	1		36			36	36		1		35	9,871		
53	25	23	2		25			25	25		2		23	10,934		
54	17	17			17			17	17				17	12,117		
55	29	29			29			29	29				29	11,572		
56	21	21			21			21	21				21	10,857		
57	21	21			21			21	21				21	11,285		
58	22	22			22			22	22				22	10,977		
59	15	15			15			15	15				15	13,100		
60	15	15			15			15	15				15	13,100		
61	14	14			14			14	14				14	12,428		
62	10	10			10			10	10				10	11,600		
83	1	7	6	1		6			7	7		1		4	11,000	
	2	19	19			19			19	19				19	12,789	
	4	20	20			20			20	20				20	16,475	
	5	26	25	1		26			26	26		1		25	15,096	
	6	1														
	7	5	5			5			5	5				5	17,200	
	8	20	20			19			20	19				16	12,906	
	10	15	15			15			15	15				14	13,392	
	11	7	7			7			7	7				7	14,571	
	12															
	13	11	11			11			11	11				10	16,200	
	14	13	13			13			13	13				12	14,625	

¹For renter - occupied dwelling units and vacant nonseasonal not dilapidated units, for rent.
²For owner - occupied dwelling units and vacant nonseasonal not dilapidated units, for sale only.

Table 3.—CHARACTERISTICS OF HOUSING FOR CENSUS TRACTS, BY BLOCKS: 1950—Con.

Census tract	Block	All dwelling units by occupancy and tenure					All dwelling units by condition and plumbing facilities			Occupied dwelling units			Contract monthly rent ¹		Value ² of one-dwelling-unit structures		
		Total	Owner occupied	Renter occupied	Vacant non-seasonal not dilap., for rent or sale	Other vacant and non-resident	Number reporting	No private bath or dilap.	No running water or dilap.	Total	Persons per room		Occupied by non-white	Number reporting	Average monthly rent (dollars)	Number reporting	Average value (dollars)
											Number reporting	1.51 or more					
83	15	11	11						10						10	13,600	
	16	21	20						17						19	14,631	
	17	15	15	1					21				1		15	17,000	
	18	13	13						13						13	32,692	
	19	22	21			1			22						21	11,385	
	20	20	20						20						7	15,142	
	22	20	20						20						19	16,315	
	23	20	21						22						19	13,705	
	24	23	21	1					22					1	21	10,833	
	25	21	21		1				21						21	12,261	
	26	12	12						12						12	14,125	
	29	30	29	1					30						29	11,293	
	30	23	22		1				22					1	21	10,952	
	31	26	25	1					26						25	11,132	
	32	17	17						17					1	17	14,264	
	33	18	18						18						17	12,882	
	34	17	17						17						16	13,375	
	35	26	23			3			26						21	13,190	
	36	5	5						5					3	5	12,400	
	38	3	3						3						3	16,333	
	39	16	16						16						12	13,833	
	40	10	10						10						8	16,062	
	41	25	25						25						17	13,764	
	42	20	19		1				20					1	11	14,954	
	43	10	10						10						8	15,312	
	44	3	3						3						2		
	45	20	19		1				20						17	14,882	
	46	15	12		3				15						10	13,100	
	47	11	9						11					2	8	13,937	
	48	13	13						13					1	11	13,818	
	49	14	13		1				14						12	15,000	
	50	22	21		1				22						21	13,476	
	51	24	24						24						23	12,056	
	52	2	2						2								
	53	5	5						5						5	12,600	
	54	9	8		1				9						8	12,562	
	55	13	13						13						13	14,138	
	56	22	19		3				22					3	17	11,764	
	57	18	18						18						15	16,500	
	58	10	10						10						9	22,222	
	59	20	19		1				20						7	17,571	
	60	31	31						31						31	13,741	
	61	4	4						4						4	13,750	
	62	19	18		1				19						15	14,800	
	63	7	7						7						7	16,428	
	64	5	4		1				5						4	14,500	
	67	5	5						5					1	5	11,200	
	68	23	21		2				23						21	13,095	
	69	8	7		1				8						7	11,785	
	84	1	6	6					6							3	35,000
		2	2						2								
		3	5	5					5							3	25,000
		4	16	16					16							10	34,300
		6	6	6					6							4	46,875
		7	3	3					3							1	
		8	8	8					8							6	51,666
		10	7	7					7							4	40,000
11		6	6					6							4	26,250	
12		11	10		1				11						5	31,400	
13		11	11						11						6	23,166	
14		10	8		2				10						5	24,800	
15		13	12		1				13						3	35,333	
16		9	9						9					1	5	27,600	
17		9	8		1				9						5	32,000	
19		9	9						9						9	48,222	
21		5	5						5						5	30,600	
22		11	11						11						11	21,500	
23		11	11						11						10	25,650	
24		5	5						5						5	30,200	
25		12	12						12						12	24,083	
26		11	11						11						11	21,727	
27		10	9			1			10						9	33,055	
29		8	7			1			8						7	36,071	
31		15	15						15						14	47,178	
32		15	15						15						14	89,228	
34	2	2						2									
35	9	9						9						9	23,000		
36	15	13			2			15						13	17,461		
37	15	15						15						14	17,107		
38	19	19						19						19	16,315		
39	21	21						21						20	16,425		
40	14	14						14						13	32,538		
41	8	8						8						6	99,000		
44	18	17			1			18						17	73,235		
45	30	29			1			30						28	80,464		

¹For renter - occupied dwelling units and vacant nonseasonal not dilapidated units, for rent.
²For owner - occupied dwelling units and vacant nonseasonal not dilapidated units, for sale only.

HOUSING—BLOCK STATISTICS

Table 3.—CHARACTERISTICS OF HOUSING FOR CENSUS TRACTS, BY BLOCKS: 1950—Con.

Census tract	Block	All dwelling units by occupancy and tenure					All dwelling units by condition and plumbing facilities			Occupied dwelling units			Contract monthly rent ¹		Value ² of one-dwelling-unit structures		
		Total	Owner occupied	Renter occupied	Vacant non-seasonal not dilap., for rent or sale	Other vacant and non-resident	Number reporting	No private bath or dilap.	No running water or dilap.	Total	Persons per room		Occupied by non-white	Number reporting	Average monthly rent (dollars)	Number reporting	Average value (dollars)
											Number reporting	1.51 or more					
84	46	2	6			6			6	6					6	22,000	
	47	26													20	17,125	
	48	23	20	2		1	22		22	22			1		19	14,578	
	49	20	20				19		20	20					19	15,473	
	50	20	19			1	20		19	19					22	16,818	
	51	23	22			1	23		22	22					9	19,888	
	52	11	9	1		1	11		10	10					3	61,333	
	53	3					3		3	3							
	54	2															
	55	20	20				18		20	20					19	42,210	
	56	17	14	2	1		17		16	16			2		14	42,571	
	58	5	5				5		5	5					5	27,000	
	59	8	8				8		8	8					8	38,000	
	61	11	11				11		11	11					11	20,363	
	62	19	19				19		19	19					19	16,973	
	63	17	17				17		17	17					17	16,676	
	64	20	19	1			20		20	20			1		19	14,263	
	65	18	17	1			18		18	18			1		17	16,764	
	66	11	10		1		11		10	10					10	23,400	
	68	15	15				15		15	15					15	28,100	
	70	37	35	2			37		37	37					30	29,483	
	72	34	29	4		1	34		33	33			4	159.50	25	33,320	
	75	14	14				14		14	14					13	31,884	
	76	22	22				22		22	22					22	18,340	
	77	24	23	1			24		24	24			1		23	16,517	
	78	17	17				17		17	17					17	14,941	
	79	25	25				25		25	25					24	13,375	
	80	22	20	1	1		22		21	21			1		21	15,190	
	81	20	20				20		20	19					20	18,050	
	82	16	16				16		16	16					16	36,187	
	84	28	24	4			28		28	28			4	134.50	20	29,600	
	85	14	14				14		14	14					13	15,076	
	86	25	24	1			25		25	25			1		23	13,386	
85	1	21	19	2		21		21	20					2	19	14,973	
	2	19	18	1		19		19	16			1		18	14,827		
	4	6	6			5		6	6					4	33,750		
	6	10	10			9		10	9		2			10	32,500		
	7	8	8			8		8	8					8	44,125		
	10	16	15		1	14		15	12					14	32,785		
	11	18	18			18		18	18					18	28,333		
	12	23	22	1		23		23	23				1		22	17,045	
	13	17	12	4		17		16	16				3	88.33	12	14,500	
	14	19	19			19		19	19						19	16,252	
	15	17	17			17		17	17						17	18,441	
	16	20	18	2		18		18	19				2		18	22,444	
	17	16	16			16		16	16						16	20,312	
	18	12	12			12		12	12						12	22,708	
	19	2															
	21	13	13				12		13	13					13	17,461	
	23	10	10				9		10	10					10	32,200	
	24	16	15	1		13		16	16						15	38,333	
	25	9	9			9		9	8						9	31,111	
	26	8	8			7		8	8						8	31,000	
	27	31	30	1		28		31	31						30	23,766	
	28	19	19			17		19	19						19	23,289	
	30	16	16			16		16	16						16	20,656	
	31	22	21	1		19		22	19						19	30,578	
	33	4	4			4		4	4						4	31,250	
	34	3	3			3		3	2						2		
	37	8	8			8		8	7						8	33,750	
	38	18	17	1		17		18	18						17	24,823	
	39	25	25			24		25	24						25	22,676	
	40	18	17	1		18		18	18				1		17	22,147	
	41	21	21			20		21	20				1		21	28,166	
	42	12	12			11		12	12						12	36,250	
	46	29	28	1		26		29	28				1		26	30,173	
47	19	17	1	1		19		18	18					17	26,823		
49	21	21			21		21	21						21	22,166		
50	17	16		1		16		16	16					16	23,000		
51	14	14			12		14	14						14	21,321		
53	29	29			26		29	26						25	19,520		
54	16	16			15		16	16						15	21,033		
56	15	15			10		15	13						13	20,923		
57	31	28	2	1		26		30	25					25	24,460		
58	15	15			14		15	15				1		13	29,153		
59	12	7		5		12		7						7	22,142		
60	13	12		1		13		12	12					12	20,416		
61	23	22	1		23		23	23					1	22	24,522		
62	12	12			8		12	11						11	23,045		
64	16	16			14		16	13						15	16,900		
65	18	17		1		12		17	16					18	18,083		
67	8	8			8		8	6						8	21,062		
68	22	20	2		22		20	20						20	23,550		
69	22	21	1		22		21	21						21	23,238		
70	23	21	1		1		22	21						20	24,050		
71	12	12		1		12		12	10					10	20,500		
72	28	28			28		28	28						28	19,339		
73	35	30	1	1	3		24	27						24	19,854		
74	33	33				31		33	29					31	17,806		
75	48	41	7			32		48	32					33	19,121		
76	17	17			15		17	16						16	21,156		
77	25	21	1	3		25		22	22			2		21	22,952		

¹For renter-occupied dwelling units and vacant nonseasonal not dilapidated units, for rent.
²For owner-occupied dwelling units and vacant nonseasonal not dilapidated units, for sale only.

Table 3.—CHARACTERISTICS OF HOUSING FOR CENSUS TRACTS, BY BLOCKS: 1950—Con.

Census tract	Block	All dwelling units by occupancy and tenure					All dwelling units by condition and plumbing facilities			Occupied dwelling units			Contract monthly rent ¹		Value ² of one-dwelling-unit structures	
		Total	Owner occupied	Renter occupied	Vacant non-seasonal not dilap., for rent or sale	Other vacant and non-resident	Number reporting	No private bath or dilap.	No running water or dilap.	Total	Persons per room		Number reporting	Average monthly rent (dollars)	Number reporting	Average value (dollars)
											Number reporting	1.51 or more				
B 6	2	21	21						21	21				21	13,523	
	3	15	10						15	14				6	12,166	
	4	17	10			1			17	16				5	13,000	
	5	34	13						34	33				1		
	6	28	13						27	27			20			
	7	16	13						16	16			14		9,400	
	8	17	17			1			17	17			3		13,561	
	9	19	19						17	17				17	12,705	
	10	24	20						19	18				15	13,133	
	11	21	16						24	21			4		13,972	
	12	15	14						21	21			5		13,281	
	13	8	7						15	15	1		1		12,863	
	16	1	1						8	8				11	10,857	
	17	2														
	18	12	11						12	11				1		
	19	23	22					1	23	22					11	
	20	26	24						26	26			1		14,452	
	21	28	26					1	28	26					14,538	
	22	19	17						19	18					14,000	
	23	11	10						11	11				1	16,000	
	24	21	21						21	21					20	
	25	18	11						18	18			6		19,857	
	26	19	18						19	19				17	18,764	
	27	4	4						4	4				4	21,000	
	28	21	17						21	21				4	16,000	
	29	10	7						10	10			3		18,428	
	30	4	4						4	4					13,750	
	31	5	5						5	5				4	13,750	
	32	90	10						89	89			77		13,928	
	33	11	11		1				11	11				11	14,254	
	34	35	33						32	33				1	16,074	
	35	6	6						6	6					6	
	36	13	13						13	13					13	
	37	25	25						25	25					24	
	38	45	41						41	41			2		38	
	39	21	20						21	21					20	
	42	24	24						24	24					23	
	43	28	27						28	28					27	
	44	23	23						23	23					23	
	45	20	20						20	20					20	
	46	9	8						9	9					8	
	47	18	18						18	18					18	
	48	19	19						19	19					17	
	49	32	31						28	29					29	
	50	14	14						13	13					13	
	51	11	10						11	11			1		10	
	52	8	8						7	8					7	
	54	21	21						21	21					21	
	55	23	22						23	23					22	
	57	22	20						22	22			1		19	
	58	30	28						27	27					26	
	59	32	31						32	32			1		28	
	60	31	31						31	31					31	
	61	23	23						22	23					21	
	62	15	15						14	15					15	
	63	23	23						23	23					22	
	64	37	36					1	36	36					36	
	65	8	8						8	8					8	
	66	26	25						24	24			1		23	
	67	24	23						23	23					22	
	68	21	20						20	20					20	
	69	26	25						25	26			1		24	
	70	28	27						28	28					26	
	71	14	14						14	13					14	
	72	19	19						19	18					18	
	73	27	27						27	27					26	
	74	14	13						14	13					13	
	75	20	20						18	18					18	
	76	26	25						26	26					25	
	77	17	16						16	16					16	
	81	27	26						24	25					23	
	82	24	23						23	22					22	
	83	34	33						33	32					32	
	84	27	24						25	24					24	
	85	18	17						17	17			1		16	
	86	24	22						22	22					21	
	87	30	30						30	30					28	
	89	31	23						31	30			7		22	
	90	18	17						18	16					18	
	92	14	13						14	14					13	
	94	30	29						30	28					26	
	95	37	35						37	35			2		35	
	97	35	33						35	35					33	
	98	32	32						32	31					31	
	99	13	12						13	13					12	
	100	24	23						24	24					23	
	101	20	20						20	20					20	

¹For renter - occupied dwelling units and vacant nonseasonal not dilapidated units, for rent.

²For owner - occupied dwelling units and vacant nonseasonal not dilapidated units, for sale only.

HOUSING—BLOCK STATISTICS

Table 3.—CHARACTERISTICS OF HOUSING FOR CENSUS TRACTS, BY BLOCKS: 1950—Con.

Census tract	Block	All dwelling units by occupancy and tenure					All dwelling units by condition and plumbing facilities			Occupied dwelling units			Contract monthly rent ¹		Value ² of one-dwelling-unit structures	
		Total	Owner occupied	Renter occupied	Vacant non-seasonal not dilap., for rent or sale	Other vacant and non-resident	Number reporting	No private bath or dilap.	No running water or dilap.	Total	Persons per room		Number reporting	Average monthly rent (dollars)	Number reporting	Average value (dollars)
											Number reporting	1.51 or more				
86	102	23	22		1				23							
	103	26	23	2	1				25	22		2			21	15,404
	104	22	22						22	24					21	10,357
	105	16	16						16	21					22	11,795
	106	30	30						30	16					16	12,656
	107	26	23	3					26	30					29	13,103
	108	38	37	1					38	26		3	65.00		23	13,695
	109	31	30			1			38	38	1				36	15,208
	110	2							30	29					30	16,383
	111	17	17						17	17					17	15,352
	112	13	13						13	13					13	11,884
	113	13	12	1					13	12	1	1			11	12,181
	114	24	24						24	23					22	13,272
	115	19	19						19	19					18	16,433
	116	49	35	14					49	49		14	10 0 0 0		34	14,420
87	2	36	26	10				8	5	36	36	1	10	42.90	23	8,504
	11	29	26	3						29	29		2		25	8,940
	12	57	53	4						57	57		4	50.75	53	10,015
	20	18	15	3				1	1	18	18	1	2		13	8,923
	21	25	23	2						25	25		2		23	10,152
	22	19	18	1				1	1	19	19	1	1		18	11,694
	23	28	27	1						28	28		1		26	10,019
	26	13	12	1						13	13	1	1		11	10,019
	27	144	131	13	1			4		143	143		9	54.77	129	11,727
	28	1								1	1				1	9,211
	30	25	24	1						25	25		1		23	9,108
	31	5	5							5	5				5	10,200
	32	41	37	4						41	41	1	3	75.00	35	10,217
	33	20	19	1						20	17				19	9,289
	34	21	21							21	21	1	1		19	9,289
	35	34	33		1					34	33				32	10,790
	36	35	34	1						35	33	1			33	9,696
	37	26	26							26	26				26	9,923
	38	1								1	1				1	
	39	35	29	6						35	35		6	62.16	26	10,853
	40	25	24	1						25	25	1	1		21	9,171
	41	19	16	3						19	19		3		13	8,753
	42	40	35	4		1		4		39	38		3	41.00	34	9,758
	45	26	24	2						26	25		2	62.00	24	9,475
	46	21	20	1						21	21		1		20	9,475
	47	6	6							6	6				6	10,500
	48	6	6							6	6				6	12,083
	49	24	23	1						24	24		1		19	10,884
	50	20	17	3				1	1	20	20	1	3	28.00	15	9,533
	51	22	17	4	1					21	21	1	5	49.00	16	9,968
	52	20	20							20	20				19	10,105
	53	6	6							6	6				6	8,500
	54	4	4							4	4				4	16,250
	55	17	15	2						17	17		2		14	10,321
	56	15	13	2						15	15		1		11	11,090
	57	6	4							6	6				4	11,750
	58	15	12	3						15	15		3	51.66	12	9,916
	59	23	23							23	23				21	8,871
	60	31	19	11		1		2	1	30	29	2	11	43.81	19	8,000
	61	1								1	1				1	
	62	23	22	1						23	23		1		22	8,581
	63	15	13	2						15	15		2		13	8,953
	64	6	6							6	6				5	12,000
	65	7	7							7	7				7	11,114
88	2	1								1	1					
	3	21	21							21	21				18	11,661
	4	25	24	1						25	24				23	11,734
	5	20	19	1						20	19				19	11,710
	6	18	18							18	18				17	11,517
	7	21	20		1					21	20				21	11,561
	8	29	29							29	29				27	9,555
	9	24	23	1						24	24		1		21	9,557
	10	12	11			1				12	11				11	8,163
	12	18	18							18	18				14	7,700
	13	27	27							27	27				21	8,019
	14	15	15							15	15				13	9,200
	15	13	11	2						13	13		2		9	8,588
	16	27	25	2						27	25				20	11,615
	17	78	66	2	10					66	61				61	12,840
	32	5	4							5	5				3	6,266
	33	6	4							6	6		1		3	14,166
	34	21	19	1		1		1		20	20		1		15	10,300
	35	22	19	1		2				22	19		1		15	10,800
	36	10	9							10	9				7	7,214
	37	1			1					1	1				1	
	38	2								2	2				2	
	39	1								1	1				1	
	40	8	8						8	8	8	1			6	10,833
	42	1								1	1				1	
	43	24	17	7					24	24	3	5	32.80		16	7,275

¹For renter - occupied dwelling units and vacant nonsensational not dilapidated units, for rent.²For owner - occupied dwelling units and vacant nonsensational not dilapidated units, for sale only.

Table 3.—CHARACTERISTICS OF HOUSING FOR CENSUS TRACTS, BY BLOCKS: 1950—Con.

Census tract	Block	All dwelling units by occupancy and tenure					All dwelling units by condition and plumbing facilities			Occupied dwelling units			Contract monthly rent ¹		Value ² of one-dwelling-unit structures		
		Total	Owner occupied	Renter occupied	Vacant non-seasonal not dilap., for rent or sale	Other vacant and non-resident	Number reporting	No private bath or dilap.	No running water or dilap.	Total	Persons per room		Number reporting	Average monthly rent (dollars)	Number reporting	Average value (dollars)	
											Number reporting	1.51 or more					
88	44	12	10	2					12	12							
	45	63	58	4		1			62	62	1						
	46	18	17	1					18	18							
	47	22	21						22	22							
	48	24	24	1					24	24	2		15	22.46	15	7	6,285
	49	12	11	1					12	12							
	50	20	18	2					20	20							
	51	15	13	2					15	15							
	52	16	15	1					16	16	1						
	53	18	16	2					18	18							
	54	19	18	1					17	18							
	55	25	23	2					24	25							
	56	22	20	2					21	22							
	57	23	19	4					23	23	1						
	58	28	25	3					28	28							
	59	24	20	4					24	24							
	60	29	17	12					29	29	2						
	61	23	23						23	23							
	62	31	31	1					31	31							
	63	49	40	6					49	49							
	64	42	38	4					41	42	2						
	65	17	16			1			17	16							
	66	16	15	1					16	16							
	67	4	4						4	4							
	68	8	5	3					8	8	3			24.00	3	5	3,400
	69	15	11	4					15	15	1			46.75	4	11	5,409
	70	8	7	1					8	8							
	71	23	21	1		1			22	22							
	72	10	10						10	10							
	73	25	22	3					24	25	4	4		78.33	3	19	7,342
	74	32	29	3					32	32	4	4					
	75	21	20	1					21	21	7	7		53.33	3	28	6,982
	77	12	11	1					11	11	3	3					
	78	13	10	3		1			13	13	1	1		57.66	3	10	5,150
	79	14	13	1					14	14	3	3					
	80	14	12	2					14	14	10	10					
	81	5	5						5	5	3	3					
	82	14	14						14	14	6	6					
	83	1															
	84	4	4						4	4							
	85	1															
	86	11	9	2					11	11	4	4					
	87	24	20	3		1			24	23	2	2		50.00	1	19	6,189
	88	24	18	6					24	24	10	10		36.20	3	16	4,087
	89	9	9						9	9	2	2					
90	20	19	1					20	20	3	3						
91	21	20	1					20	21	2	2						
92	25	20	5					24	25	2	2						
93	18	18						18	18	3	3		46.25	4	17	4,200	
94	26	19	7					25	26	9	9		50.00	6	18	6,350	
95	22	19	3					19	20	1	1		30.33	3	14	5,264	
96	27	25	2					27	27	2	2						
97	31	28	3					31	31	2	2						
98	16	16						16	16	1	1						
99	22	17	5					22	22	5	5		23.25	4	16	4,993	
100	24	21	3					23	24	1	1		65.66	3	19	5,205	
101	25	25						24	24	3	3						
102	9	8	1					9	9								
103	26	25	1					26	26	1	1						
104	18	12	6					18	18	2	2		29.35	1	24	7,283	
105	12	12						12	12	1	1						
107	4	4						4	4	2	2						
108	14	11	2		1			13	13	2	2						
109	10	9			1			9	9	1	1						
110	5	5						5	5								
89	2	10		10				10	10	1	1						
	9	1															
	10	4	3	1				4	4	4	4						
	14	8	6	2				8	8	1	1						
	15	14	10	4				14	14	2	2		43.75	4	6	6,500	
	16	10	7	3				10	10	1	1		37.33	3	6	7,900	
	17	26	22	4				26	26	3	3		34.33	3	21	8,309	
	18	11	11					11	11								
	19	24	23	1				23	24	1	1						
	20	22	20	1		1			21	21							
	21	27	24	3				27	27	1	1		43.33	3	24	6,275	
	22	13	11	2				13	13	2	2						
	23	10	6	4				10	10	2	2		37.66	3	5	8,320	
	24	3	3					3	3								
	25	12	11	1				12	11	1	1		38.66	3	9	8,333	
26	8	5	3				8	8	3	3							
27	8	6	2				8	8	3	3							
28	13	10	3				13	13	1	1		56.66	3	6	8,500		
29	2																

¹For renter - occupied dwelling units and vacant nonseasonal not dilapidated units, for rent.
²For owner - occupied dwelling units and vacant nonseasonal not dilapidated units, for sale only.

HOUSING—BLOCK STATISTICS

Table 3.—CHARACTERISTICS OF HOUSING FOR CENSUS TRACTS, BY BLOCKS: 1950—Con.

Census tract	Block	All dwelling units by occupancy and tenure					All dwelling units by condition and plumbing facilities			Occupied dwelling units			Contract monthly rent ¹		Value ² of one-dwelling-unit structures		
		Total	Owner occupied	Renter occupied	Vacant non-seasonal not dilap., for rent or sale	Other vacant and non-resident	Number reporting	No private bath or dilap.	No running water or dilap.	Total	Persons per room		Number reporting	Average monthly rent (dollars)	Number reporting	Average value (dollars)	
											Number reporting	1.51 or more					Occupied by non-white
91	55	30	29	1		30			30	30			1		28	15,446	
	56	28	25	1		28			28	28			1		24	13,937	
	57	15	14			15			15	15					12	9,277	
	58	10	9			10			10	10					9	5,500	
	59	20	19	1		20			20	20					19	11,557	
	60	26	23	3		26			26	26					23	9,956	
	61	17	16	1		17			17	17					16	9,166	
	62	21	20	1		21			21	21					20	11,740	
	63	28	28			28			28	28					28	14,718	
	64	47	47			47			47	47					47	14,604	
	65	55	55			55			55	55					55	12,850	
	66	84	67	14	2	1	77			81	75			13	72.38	47	12,631
	67	22	22	3	1		23			25	25			4	68.00	16	13,437
	68	66	66				66			66	66			2		3	9,000
	69	71	71				71			71	71					71	10,000
	70	16	15	1			14			16	16			1		9	9,277
	71	30	26	3	1		27			29	27			2		5	27,800
	92	1	7	6		1	7			6	6					6	10,583
		2	20	20			19	1	1	20	20					19	12,710
		3	42	41	1		41	1	1	42	41					41	13,878
4		22	20	2		21			22	22			1		20	15,325	
5		25	25			25			25	25					25	14,673	
6		27	22	3		25	2	2	25	25			3	90.00	22	14,850	
7		24	23	1		23			24	23					23	17,909	
8		13	13			13			13	13					13	16,538	
9		52	52			52			52	52					52	18,610	
10		41	39	2		31	1	1	39	38					38	19,197	
11		35	34	1		30			34	33					30	19,916	
12		25	25			25			25	25					25	19,773	
13		22	22			22			22	22					22	19,425	
14		25	22	3		25			25	24					24	18,842	
15		27	26	1		27			27	25					25	17,020	
16		22	22			22			22	21					21	13,690	
17		21	20	1		19	1	1	21	21					21	13,921	
18		21	20	1		21			21	17					17	13,800	
19		21	20	1		21			21	21					21	12,812	
20		23	20	3		22	1	1	23	22					22	11,656	
21	19	16	2	1	19			18	17					17	11,000		
22	25	20	5		21	1	1	21	19					19	11,083		
23	27	20	7		21	1	1	21	21					21	11,950		
24	28	28			28			28	24					24	14,431		
25	11	11			11			11	11					11	15,550		
26	15	15			15			15	15					15	15,800		
27	3	3			3			3	3					3	16,842		
28	1	1			1			1	1					1	13,666		
29	7	7			7			7	7					7	17,357		
30	17	17			17			17	17					17	16,852		
31	11	6	2	3		11		8	7				1	6	12,666		
32	4	3		1		4		3	3					3	14,625		
33	14	13		1		14		13	13					13	15,107		
34	11	11				11		11	11					11	19,409		
35	5	5				5		5	5					5	20,750		
36	4	4				4		4	4					4	15,300		
37	28	26	2		28			28	28					28	13,060		
38	14	14			14			14	12					12	12,100		
39	13	12	1		11			13	11					11	15,500		
40	22	21	1		22			22	22					22	11,557		
41	18	16	2		18			18	18					18	10,071		
42	15	13	1	1	13			14	14					14	10,050		
43	2	2			2			2	2					2	10,050		
44	17	3	13		17			16	16				13	28.00	3	11,000	
45	12	9	3		12			12	12					12	5,444		
46	36	32	4		36			36	34					34	5,665		
47	16	15	1		14			16	15					15	5,500		
48	14	14			14			14	14					14	6,538		
49	45	43	1	1	39			44	43				1	40	7,697		
50	33	31	1		33			32	32					32	11,262		
51	36	34	2		35			36	36					36	11,675		
52	1	1			1			1	1					1	12,227		
53	12	12			12			12	12					12	12,227		
54	1	1			1			1	1					1	12,227		
55	10	10			10			10	10					10	12,227		
56	92	17	52	23		90			69	67			73	114.52	17	12,087	
57	10	10			10			10	10					10	17,782		
58	11	11			11			11	11					11	14,088		
59	4	4			4			4	4					4	16,566		
60	1	1			1			1	1					1	17,750		
61	19	18		1		18			18	18				18	5,466		
62	13	13			13			13	13					13	6,812		

¹For renter - occupied dwelling units and vacant nonseasonal not dilapidated units, for rent.
²For owner - occupied dwelling units and vacant nonseasonal not dilapidated units, for sale only.

Table 3.—CHARACTERISTICS OF HOUSING FOR CENSUS TRACTS, BY BLOCKS: 1950—Con.

Census tract	Block	All dwelling units by occupancy and tenure					All dwelling units by condition and plumbing facilities			Occupied dwelling units			Contract monthly rent ¹		Value ² of one-dwelling-unit structures		
		Total	Owner occupied	Renter occupied	Vacant non-seasonal not dilap., for rent or sale	Other vacant and non-resident	Number reporting	No private bath or dilap.	No running water or dilap.	Total	Persons per room		Number reporting	Average monthly rent (dollars)	Number reporting	Average value (dollars)	
											Number reporting	1.51 or more					Occupied by non-white
92	72	33	28	5		25			33	27			5	56.00	25	6240	
	73	32	31			24	1		32	29	1				29	6610	
	74	8	6	2		5		1	8	8			1		3	8000	
93	1	27	19	5	1	22		4	24	23			5	51.00	17	8776	
	2	86	61	3	16	79		12	84	63	1		2		58	8034	
	3	37	36	1		33			37	37			1		36	8558	
	4	20	20			19			20	20					18	13500	
	5	16	14	2		16			16	16			2		13	13538	
	6	3	3			3		1	3	3			2				
	7	38	38			38			38	37					37	14891	
	8	16	14	2		15			16	16			2		13	11307	
	9	20	20			20			20	20					20	9100	
	10	26	25	1		21		1	26	26			1		23	9086	
		11	92	64	13	14	85		3	77	76	1		13	52.53	65	10806
		12	19	19			19		1	19	19					18	10138
		13	25	23		2	19			23	23	1				23	10847
		14	7	6	1		7			7	7	1				5	10400
		15	31	27	1	3	29		1	28	28			1		22	9631
		16	40	31	7		39		7	38	38	1		6	47.50	28	5978
		17	6	6			4			6	6					5	10500
		18	13	12	1		12		1	13	13					12	10625
		19	15	14	1		15			15	15			1		14	10407
		20	3	2	1		3			3	3			1		2	
		21	12	11			11			11	11	1				11	12481
		22	28	28			28			28	28					27	11444
		23	108	79	5	24	102		3	84	84	3		1		79	9297
		24	48	44	1	1	47			47	47	2		2		43	9490
		25	73	68	3		72		1	73	73	1		4	55.00	67	10704
		26	36	32	3	1	35		2	35	35			3	61.00	32	12687
		27	36	33	3		35			36	36	1		2		33	8690
		28	25	23	1	1	25			24	24			1		23	8978
		29	26	22	3	1	26		2	25	25	1		3	49.33	23	9143
		30	6	5	1		5		1	6	6			1		5	10000
		31	9	9			9			9	9					9	9388
		32	14	14			14			14	14					14	11857
		33	15	14	1		15			15	15					14	11107
		34	16	8	1	7	16			9	9			1		13	10807
	35	12	11	1		12			12	12					11	10090	
	36	4	4			4			4	4					2		
	37	4	3	1		4			4	4			1		3	8500	
94	1	2				2			2	2			2		2	12308	
	2	26	24	2		26		1	26	26	1		11	59.09	24	11329	
	3	68	53	13		66			66	66			1		47	11163	
	4	32	31	1		32			32	29			1		30	8840	
	5	11	10	1		11			11	10			1		10	10773	
	6	15	15			15			15	11					15	10036	
	7	23	23			21			23	18					19	9444	
	8	11	11			9			11	5			2		9	6003	
	9	36	33	3		35		3	36	35			2		31		
	10	2															
		12	41	34	7		41		10	41	41	3		7	44.28	31	4722
		13	17	15	2		15			17	16	1		2		14	5107
		14	8	6	2		8			8	8			1		6	8416
		15	33	30	2		26		1	32	29			2		23	5417
		16	28	24	4		25			28	27	1		4	36.25	22	4840
		17	28	23	5		28			28	28			4	41.25	22	5672
		18	28	24	3	1	28		2	27	27			3	21.66	22	5295
		19	2				2			2	2						
		21	2				2			2	2						
		22	30	21	8	1	30		7	29	29	1		6	28.33	20	5305
		23	19	16	3		19		2	19	19			3	26.00	16	6431
		24	17	17			16		1	17	16	1				14	5492
		25	27	26			25			26	26					23	4495
		26	15	13	2		15			15	15			2		13	5915
		27	24	22	2		24		3	24	24	2				21	5676
		28	1				1			1	1						
		29	8	7	1		8		4	8	8			1		6	7333
		30	20	17	3		20		2	20	20			2		16	5693
		31	21	19	1		19			20	19			1		19	5568
		32	11	10	1		11		3	11	11			1		10	4300
		33	23	22	1		23		2	23	23	3				19	5484
		34	13	12			12		1	12	12					11	5300
		35	18	18			18		2	18	18					18	5600
		36	12	10	2		12			12	12	1		1		9	6011
	37	18	17	1		18		3	18	18			1		15	6153	
	38	17	14	3		17		2	17	17	3		3	38.33	13	3769	
	39	10	9	1		10		2	10	10			1		9	6222	
	40	14	13	1		14		1	14	14	1				13	5346	
	41	8	7	1		8			8	8					7	5142	
	42	13	13			13			13	13					13	7484	
	43	13	12	1		13			13	13			1		12	7000	
	44	3	3			3		1	3	3					3	6500	

¹For renter - occupied dwelling units and vacant nonseasonal not dilapidated units, for rent.
²For owner - occupied dwelling units and vacant nonseasonal not dilapidated units, for sale only.

HOUSING—BLOCK STATISTICS

Table 3.—CHARACTERISTICS OF HOUSING FOR CENSUS TRACTS, BY BLOCKS: 1950—Con.

Census tract	Block	All dwelling units by occupancy and tenure					All dwelling units by condition and plumbing facilities			Occupied dwelling units			Contract monthly rent ¹		Value ² of one-dwelling-unit structures		
		Total	Owner occupied	Renter occupied	Vacant non-seasonal not dilap., for rent or sale	Other vacant and non-resident	Number reporting	No private bath or dilap.	No running water or dilap.	Total	Persons per room		Occupied by non-white	Number reporting	Average monthly rent (dollars)	Number reporting	Average value (dollars)
											Number reporting	1.51 or more					
91	5	30	29	1		30			30	30			1		28	15,446	
	6	26	25	1		26			26	26			1		24	13,937	
	7	15	14	1		15			15	15			1		12	13,908	
	8	10	9	1		10			10	10					9	9,277	
	9	26	23	3		26			26	26					23	9,956	
	11	17	7	10		14			16	14			2	48.33	6	9,166	
	12	37	24	12	1	35	1	1	36	33			11	97.81	22	11,740	
	13	33	28	5		30			31	30			3	87.66	22	14,718	
	14	47	47			47			47	46					43	14,604	
	15	67	55	11		60			66	61			6	75.00	50	12,850	
	66	84	67	14		77			81	75			13	72.38	47	12,631	
	67	1															
	68	2															
	69	26	22	3	1	23			25	25			4	68.00	16	13,437	
	70	6	4	2		6			6	5			2		3	9,000	
	71	1				1			1	1							
	72	6	6			6			6	6					3	10,000	
	73	16	15	1		14			16	16			1		9	9,277	
	74	30	26	3	1	27			29	27			2		5	27,800	
	92	1	7	6		1	7			6	6					6	10,583
2		20	20			19	1	1	20	20					19	12,710	
3		42	41	1		41	1	1	42	41			1		41	13,878	
4		22	20	2		22			22	22			2		20	15,325	
5		25	25			25			25	25					25	14,673	
6		22	22			22			22	22					22	14,850	
7		24	23	1		23	2	2	25	23			3	90.00	22	17,909	
8		13	13			13			13	13					13	16,538	
9		28	28			28			28	28					28	18,610	
10		39	39			39	1	1	39	38					38	19,197	
11		41	39	2		31			39	38					38	19,197	
12		3	3		1	3			3	3					3	19,216	
13		28	25	3		28			28	28					28	19,773	
14		22	22			22			22	22					22	19,425	
15		25	22	3		25			25	24			1		24	18,842	
16		27	26	1		27			27	25			3	105.00	25	17,020	
17		22	22			22			22	22					22	17,020	
18		20	20			20			20	20					20	17,020	
19		17	16	1		17		1	17	17			2		17	13,821	
20		21	20	1		21			21	21					21	13,821	
21		23	20	3		23	1	1	23	22			3	58.33	13	12,818	
22		19	16	2	1	19			19	17					17	11,000	
23		9	7	2		9			9	9					9	11,083	
24		21	20	1		21	1	1	21	21			1		21	11,950	
25		28	28			28			28	24					24	14,431	
26		11	11			11			11	11					11	15,350	
27		7	7			7			7	7					7	15,350	
28		15	15			15			15	15					15	15,350	
29		5	5			5			5	5					5	13,666	
30		1				1			1	1					1	17,357	
31		7	7			7			7	7					7	16,852	
32		17	17			17			17	17					17	12,666	
33		11	6	2	3	11			11	7			1		6	14,625	
34		2				2			2	2					2	15,107	
35		4	3		1	4			4	3					3	19,499	
36		14	13			14			13	13					13	20,750	
37		11	11			11			11	11					11	15,300	
38		5	5			5			5	5					5	13,060	
39		28	26	2		28			28	28					28	12,100	
40		14	14			14			14	12					12	15,500	
41		13	12	1		13			13	11			1		11	11,557	
42		22	21	1		22			22	22					22	10,071	
43		18	16	2		18			18	18			1		18	10,050	
44		15	13	2	1	13			14	14					14	11,000	
45		28	26	2		28			28	28					28	11,000	
46		17	9	13		17			16	16			13	28.00	3	5,444	
47		12	9	3		12	1		12	12			3	61.00	9	5,665	
48		36	32	4		36			36	34			1	42.66	29	11,000	
49		16	15	1		16			16	15					15	5,500	
50		14	14			14			14	14					14	6,538	
51	45	43	2	1	44	1		44	43			1		40	7,697		
52	33	31	2		33			32	32					32	11,262		
53	36	34	2		35	1	1	36	36					32	11,675		
54	1				1			1	1					1	12,227		
55	12	12			12			12	12					12	12,227		
56	1				1			1	1					1	12,227		
57	10	10			10			10	10					10	12,227		
58	92	17	52	23	90			69	67			1	73	11,452	17	17,782	
59	66	10			66			66	66					66	14,088		
60	11	11			11			11	11					11	16,566		
61	4	4			4			4	4					4	17,750		
62	1				1			1	1					1	17,750		
63	19	18		1	18			18	18					18	5,466		
64	13	13			13			13	13					13	6,812		

¹For renter - occupied dwelling units and vacant nonseasonal not dilapidated units, for rent.
²For owner - occupied dwelling units and vacant nonseasonal not dilapidated units, for sale only.

Table 3.—CHARACTERISTICS OF HOUSING FOR CENSUS TRACTS, BY BLOCKS, 1950—Con.

Census tract	Block	All dwelling units by occupancy and tenure					All dwelling units by condition and plumbing facilities			Occupied dwelling units			Contract monthly rent ¹		Value ² of one-dwelling-unit structures		
		Total	Owner occupied	Renter occupied	Vacant non-seasonal not dilap., for rent or sale	Other vacant and non-resident	Number reporting	No private bath or dilap.	No running water or dilap.	Total	Persons per room		Occupied by non-white	Number reporting	Average monthly rent (dollars)	Number reporting	Average value (dollars)
											Number reporting	1.51 or more					
92	72	33	28	5													
	73	32	31	1		25			33	27			5	56.00	25	624.00	
	74	8	6	2		24	1	1	32	29	1		1		29	661.00	
93	1	27	19	5		22			24	23							
	2	86	61	3	1	79		4	64	63	1		5	51.00	17	877.6	
	3	37	36	1	16	33		12	37	37			2		58	803.4	
	4	20	20			19			20	20			1		36	855.8	
	5	16	14	2		16			16	16			2		18	135.00	
	6	3	1	2		3		1	3	3			2		13	135.38	
	7	38	38			32			38	37					37	148.91	
	8	16	14	2		15			16	16			2		13	113.07	
	9	20	20			20			20	20					20	91.00	
	10	26	25	1		21		1	26	26			1		23	90.86	
	11	92	64	13	14	1	85		3	77	76	1		13	52.53	65	1080.6
	12	19	19				19		1	19	19				18	101.38	
	13	25	23		2		19		1	23	23	1			23	108.47	
	14	7	6	1			7			7	7				5	104.00	
	15	31	27	1	3		29		1	28	28			1	22	96.31	
	16	40	31	7		2	39		5	38	38	1		6	28	59.78	
	17	6	6				4			6	6				5	105.00	
	18	13	12	1			12		1	13	13				12	106.25	
	19	15	14	1			15			15	15			1	14	104.07	
	20	3	2	1			3			3	3			1	2		
	21	12	11			1	11			11	11				11	124.81	
	22	28	28				28			28	28		1		27	114.44	
	23	108	79	5	24		102		1	84	84		3		79	929.7	
	24	48	44	1	1		47		4	47	47		2		43	949.0	
	25	73	68	5			72		1	73	73	1		4	67	1070.4	
	26	36	32	3	1		35		2	35	35			4	32	126.87	
	27	36	33	3			35			36	36	1		2	33	86.90	
	28	25	23	1	1		25			24	24			1	23	89.78	
	29	26	22	3	1		26		1	25	25	1		3	23	91.43	
	30	6	5	1			5		2	6	6			1	5	100.00	
	31	9	9				9			9	9				9	93.88	
	32	14	14				14			14	14				14	118.57	
	33	15	14	1			15			15	15				14	111.07	
34	16	8	1	7		16			9	9			1	13	108.07		
35	12	11	1			12			12	12				11	100.90		
36	4	4				4			4	4				2			
37	4	3	1			4			4	4			1	3	85.00		
94	1	2				2			2	2							
	2	26				26		1	26	26			2		24	1230.8	
	3	68	53	13		66			66	66	1		11	47	1132.9		
	4	32	31	1		32			32	29			1	30	1116.3		
	5	11	10			11			11	10				10	10	884.0	
	6	15	15			15			15	11				15	15	1077.3	
	7	23	23			21			23	18				19	19	1003.6	
	8	11	11			9			11	5				9	9	944.4	
	9	36	33	3		35		3	36	35			1	2	31	600.3	
	10	2					2			2	2						
	12	41	34	7		41		10	41	41		3		7	31	472.2	
	13	17	15	2		15			17	16		1		2	14	510.7	
	14	8	6			8			8	8				1	6	841.6	
	15	33	30	2		26		6	32	29		1		2	23	541.7	
	16	28	24	4		25		4	28	27		1		4	22	484.0	
	17	28	23	5		28			28	28				4	22	412.5	
	18	28	24	3		28		6	27	27				3	22	567.2	
	19	2				2			2	2					22	529.5	
	21	2				2			2	2							
	22	30	21	8	1	30		7	29	29		1		6	20	283.3	
	23	19	16	3		19		2	19	19				3	16	643.1	
	24	17	17			16		5	17	16		1			14	519.2	
	25	27	26			25		3	26	26					23	449.5	
	26	15	13			15		1	15	15				2	13	591.5	
	27	24	22	2		24		3	24	24		2			21	567.6	
	28	1				1			1	1							
	29	8	7	1		8		4	8	8				1	6	733.3	
	30	20	17	3		20		6	20	20				2	16	569.3	
	31	21	19	1		19		3	20	19		1		1	19	556.8	
	32	11	10	1		11		3	11	11				1	10	430.0	
	33	23	22	1		23		4	23	23		3			19	548.4	
	34	13	12			12		1	12	12					11	530.0	
	35	18	18			18		2	18	18				1	18	560.0	
36	12	10	2		12			12	12		2		1	9	601.1		
37	18	17			18			18	18					15	615.3		
38	17	14	3		17		3	17	17		3		3	13	376.9		
39	10	9	1		10		4	10	10		1		1	9	622.2		
40	14	13	1		14		2	14	14		1			13	534.6		
41	8	7	1		8			8	8					7	514.2		
42	13	13			13			13	13					13	748.4		
43	13	12	1		13			13	13				1	12	700.0		
44	3	3			3		1	3	3					3	650.0		

¹For renter - occupied dwelling units and vacant nonseasonal not dilapidated units, for rent.
²For owner - occupied dwelling units and vacant nonseasonal not dilapidated units, for sale only.

HOUSING—BLOCK STATISTICS

Table 3.—CHARACTERISTICS OF HOUSING FOR CENSUS TRACTS, BY BLOCKS: 1950—Con.

Census tract	Block	All dwelling units by occupancy and tenure					All dwelling units by condition and plumbing facilities			Occupied dwelling units			Contract monthly rent ¹		Value ² of one-dwelling-unit structures		
		Total	Owner occupied	Renter occupied	Vacant non-seasonal not dilap., for rent or sale	Other vacant and non-resident	Number reporting	No private bath or dilap.	No running water or dilap.	Total	Persons per room		Number reporting	Average monthly rent (dollars)	Number reporting	Average value (dollars)	
											Number reporting	1.51 or more					Occupied by non-white
94	45	12	12						12	12				12	11,375		
	46	16	11	1		4			12	12			1	11	10,163		
	47	10	9	1					10	10			1	9	5,266		
	48	11	9	2					11	11				8	6,125		
	49	8	6	2				2	8	8	1		2	6	5,466		
	50	7	7					1	7	7				7	6,271		
	51	12	9	3					12	12			3	9	7,400		
	52	13	12	1				1	13	13			1	12	8,333		
	53	8	6	2					8	8	1		2	6	6,083		
	54	8	8						8	8				8	5,450		
	55	7	7						7	7	1			6	5,766		
	56	27	21	5	1				27	26		1	3	20	5,990		
	57	7	7						7	7				5	8,900		
	58	8	7		1				8	7		1	1	7	5,814		
	59	9	9						9	9	1	2		9	4,311		
	60	4	3	1					4	4				1	1	7,000	
	61	7	6	1				2	7	7			1	5	7,000		
	62	5	4		1				5	4				4	10,025		
	63	13	1			12			1	1				1	1	1	
	64	18	14	4					17	18			4	13	9,484		
	65	4	4						4	4				4	8,275		
	66	15	14	1					15	14			1	13	8,907		
	67	8	6	2					8	8			2	5	10,320		
	68	5	5						5	5				4	10,750		
	70	1															
	71	14	14						14	14				14	9,764		
	72	17	17						17	17				16	10,562		
	73	2															
	95	1	60	14	46				59	60	59		45	70.13	12	5,583	
		2	73	9	64				67	73	73		64	71.35	8	6,875	
		3	103	18	83	2			99	101	100	1	85	71.97	17	7,111	
		4	70	11	58		1		67	69	64	1	55	69.30	10	6,350	
		5	96	14	82				94	96	96		81	72.48	13	9,615	
		6	61	11	49	1			61	60	60		50	70.86	10	8,200	
		7	49	8	41				49	49	49		41	74.02	8	10,250	
		8	47	14	33				44	47	44		31	71.80	13	9,938	
		9	6	5	1				6	6	6		1		5	9,560	
		10	5	4	1				5	5	5		1		3	3,166	
		11	1														
		12	3	3					3	3	3				3	10,333	
		13	10	9	1				10	10	10			1	9	11,444	
		14	4	4					4	4	4				4	10,750	
15		18	17	1				17	18	18			1	16	8,093		
16		9	8	1				9	9	9	1			8	8,187		
17		1															
18		10	9	1				10	10	10				9	9,777		
19		18	17	1				18	18	18	1			16	6,762		
20		13	13					13	13	13				11	7,045		
21		16	10	6				16	16	16	2		6	9	6,333		
22		20	16	4				20	20	20			4	14	6,392		
23		32	21	10	1			32	31	31	1		9	18	4,750		
24		21	16	5				21	21	21			4	15	6,326		
25		22	18	3	1			22	21	21			4	16	8,362		
27		15	12	3				15	15	15	3		2	9	4,188		
29		25	15	9	1			25	24	24	1		8	13	5,415		
30		19	14	5	1			19	19	19	1		5	10	4,470		
31		12	10	2				12	12	12			2	10	6,670		
32		9	7	2				9	9	9	1		1	7	7,785		
33		11	11					11	11	11				11	7,609		
34		8	7	1				8	7	7				7	8,571		
39		2															
41		13	13					13	13	13	1			12	6,891		
42		8	7	1				8	8	8				7	6,428		
43		14	14					14	14	14				14	6,614		
44		11	9	2				11	11	11				9	7,111		
45		20	13	7				19	20	20	1		2	7	4,372		
46		12	10	2				12	12	11			1	11	4,372		
47		15	12	3				15	15	15			3	12	5,577		
48		16	15	1				16	16	16	3		3	12	5,333		
49		24	19	5				24	23	23			4	13	3,946		
50	20	17	3				20	19	19	1		3	17	3,494			
51	1						1	1	1				17	4,476			
53	28	22	6				28	28	28	5		6	19	5,578			
54	15	13	2				15	15	15	2		2	13	6,969			
55	7	7					7	7	7				7	8,857			
56	14	11	3				13	14	13			2	10	6,200			
57	10	10					10	10	10	1			10	5,580			
58	2																
59	5	5					5	6	6	2		1	5	4,360			
60	20	16	4		1		20	19	19			3	14	5,914			
61	12	11	1				12	11	11				11	5,927			
62	7	5	2				7	7	7			2	5	4,333			
63	6	5	1				6	6	6				5	5,380			
64	9	8	1				9	9	9			1	8	4,987			

¹For renter - occupied dwelling units and vacant nonseasonal not dilapidated units, for rent.
²For owner - occupied dwelling units and vacant nonseasonal not dilapidated units, for sale only.

Table 3.—CHARACTERISTICS OF HOUSING FOR CENSUS TRACTS, BY BLOCKS: 1950—Con.

Census tract	Block	All dwelling units by occupancy and tenure					All dwelling units by condition and plumbing facilities			Occupied dwelling units			Contract monthly rent ¹		Value ² of one-dwelling-unit structures			
		Total	Owner occupied	Renter occupied	Vacant non-seasonal not dilap., for rent or sale	Other vacant and non-resident	Number reporting	No private bath or dilap.	No running water or dilap.	Total	Persons per room		Number reporting	Average monthly rent (dollars)	Number reporting	Average value (dollars)		
											Number reporting	1.51 or more					Occupied by non-white	
95	65	15	15						15	15						15	6,220	
	66	9	8	1					9	9		1			7	5,714		
	67	10	9	1					10	9					8	7,200		
	68	24	17	6	1				24	23	1	7	27.57	17	5,411			
	69	18	14	4					18	18		3	42.66	13	5,892			
	71	9	9						9	9					8	8,312		
	72	10	5	5					10	10	2	5	45.00	5	9,760			
	75	5	5						5	5					5	8,440		
	76	2							2									
	77	2							2									
	78	2							2									
	96	1	1							1								
		2	31	30		1	31	24	6	30	29	8	1			11	4,936	
		3	6	6			6	4		6	6	1				6	13,750	
		4	3	3			3	1		3	3					3	5,166	
5		14	10	3	1	13	5	1	13	13	3	3	30.00	10	4,940			
6		14	14			14	9	1	14	14					13	4,500		
7		14	14			14	6	1	14	13	2				14	3,785		
10		1																
12		4	4						4	4					4	7,500		
13		4	4						4	4	1				4	5,375		
14		7	6	1		7	4		7	7	1	1			6	3,366		
15		33	22	11		31	5	1	33	32	2	11	43.63	22	7,240			
16		18	13	5		17	7	1	18	17	1	5	45.60	12	4,250			
17		31	28	3		27			31	25		1			27	7,977		
18		101	93	8		98	1		101	93		8	87.87	77	8,907			
19		11	8	3		11	6	2	11	11	3	3	31.66	8	6,562			
20		8	6	2		8	3	2	8	8		2			5	4,400		
21		10	9	1		10	7	1	10	10		1			9	7,944		
22		9	8	1		7	2	2	9	9		1			8	5,437		
23		12	10	2		12	7	1	12	12	3	2			9	4,622		
24		10	10			9			10	9					9	5,666		
25		11	10	1		11	5		11	11		1			10	4,940		
31		4	3	1		4	3	2	4	4		1			3	20,666		
32		14	10	3		13	8	1	13	13	2	2			8	4,275		
34		17	13	4		17	8		17	17	2	4	99.00	11	5,381			
35		1																
36		2																
37		13	12	1		13	5	1	13	13	2	1			12	6,441		
38		5	3	2		5	4		5	5	3	2			3	3,666		
39		4	3	1		4			4	4		1			3	8,500		
40		15	10	5		15	9	1	15	15	4	4	22.50	10	3,230			
41		2																
43		2																
44		4	1	3		4	1	1	4	4	1	3	26.66	1				
50		1																
52	7	7			7	3		7	6					7	3,357			
53	6	5	1		6	3	1	6	5					5	4,120			
54	14	14			14	3		14	14	1	14			14	5,607			
55	5	4	1		5	3		5	5	1	1			4	3,775			
56	9	5	3		8	4	4	9	8	2	3	9.00	4	10,250				
57	2																	
58	7	7			4			7	7					7	6,000			
59	2																	
63	16	10	5		15	8		15	15	1	5	39.40	10	6,180				
64	4	3	1		3	1		4	4		1			3	3,933			
65	10	9	1		10	6		10	10	2	1			7	3,642			
106	1	97	91	5		89	2	1	96	92		3	64.33	79	12,934			
	2	24	19	4		20			23	18		2		13	11,992			
	4	22	20	2		20			22	21		2		20	14,165			
	6	14	12	2		11			14	14				10	16,300			
	7	18	18			16			18	18				17	10,347			
	8	37	37			35			37	37				37	10,524			
	9	30	25	5		19			30	22		1		21	10,142			
	10	29	28	1		27			29	28		1		27	11,062			
	11	20	19	1		20			20	20		1		18	13,483			
	12	10		1		10			10	10		1		9	16,466			
	13	7	4	3		7			4	4				4	12,550			
	14	13	12	1		13			12	12				12	13,041			
	15	6	6			6			6	6				6	12,500			
	16	10	8	2		10	7	1	10	10	1	1		6	6,666			
	17	52	48	4		51	14	3	52	52	2	1	37.50	45	6,413			
	18	5	5			5			5	5				4	18,700			
	19	2																
	20	6	2	1		3			3	10		1		8	15,500			
	21	10	9	1		10			10	36	6	10	33.20	10	13,700			
	23	36	22	14		35	17	15	36	36								
24	58	57	1		57			57	57					56	7,942			
25	5	5			5			5	5					5	11,600			
26	13	12	1		13			13	13		1			12	9,833			
27	9	8	1		9	1		9	9		1			7	9,642			

¹For renter - occupied dwelling units and vacant nonseasonal not dilapidated units, for rent.
²For owner - occupied dwelling units and vacant nonseasonal not dilapidated units, for sale only.

HOUSING—BLOCK STATISTICS

Table 3.—CHARACTERISTICS OF HOUSING FOR CENSUS TRACTS, BY BLOCKS: 1950—Con.

Census tract	Block	All dwelling units by occupancy and tenure					All dwelling units by condition and plumbing facilities			Occupied dwelling units			Contract monthly rent ¹		Value ² of one-dwelling-unit structures		
		Total	Owner occupied	Renter occupied	Vacant non-seasonal not dilap., for rent or sale	Other vacant and non-resident	Number reporting	No private bath or dilap.	No running water or dilap.	Total	Persons per room	Occupied by non-white	Number reporting	Average monthly rent (dollars)	Number reporting	Average value (dollars)	
										Number reporting	1.51 or more						
106	28	13	11	1		1	13	4	2	12	12	2		1	10	4850	
	29	1					1			1	1			1	1		
	30	18	1		5		18			18	1			1	1		
	31	15	13		1		15			13	1			1	13	12,276	
	32	28	26		2		28			26	2			2	25	11,556	
	33	11	11				11			11					11	11,627	
	34	40	38	2			40			40					36	13,000	
	35	26	26				26			26					26	12,211	
	36	3	2		1		3			2	2				3	12,166	
	37	2					2										
	38	9	8	1			9		1	9	9				5	9,500	
	39	10	9	1			10		1	10	5	1		1	8	5,812	
	40	5	4	1			5			5	5				4	5,750	
	41	18	16	1		1	18			17	7	1		1	14	12,114	
	42	32	31	1			32			31	1				32	10,984	
	43	34	32	2		1	34			34	4			2	32	10,537	
	44	12	12				12			12	2				11	10,036	
	45	5	5				5			5	5				5	19,800	
	46	4	4				4			4	4				4	13,750	
	47	14	14				14			14	14				14	16,342	
	48	6	6				6			6	6				6	19,833	
	49	12	12				12			12	12				11	16,545	
	50	29	28	1			29			29	2				28	10,392	
	51	44	42	2			44			44	4				41	11,207	
	52	22	21	1			22			22	2				19	10,973	
	53	14	11	3			14			14	1	2		4,500	11	6,300	
	54	6	3	3			6		2	6	5				3	6,833	
	55	2	2				2			2	2				3	4,333	
	56	2	2				2			2	2						
	57	5	4	1		1	5			4	4				4	7,250	
	58	11	11				11			11	11				3	3,833	
	59	12	6	2	3	1	12		2	8	8	4		3	4	5,125	
	60	23	20	1		2	23		2	23	20			3	19	9,778	
	61	10	9	1			10			10	10			1	9	13,166	
	62	4	4				4			4	4				4	12,125	
	63	4	4				4			4	4				3	15,135	
	64	4	4				4			4	4				3	16,666	
	65	3	3				3			3	3				3	14,000	
	66	10	10				10			10	10				10	9,566	
	67	18	17	1			18			18	18				15	9,566	
	68	8	6	1	5	6	8		6	7	6	13	1	4,123	9	7,277	
	69	5	4	3		1	5			5	5				4	13,544	
	70	30	23	6			30			29	29				20	7,515	
	71	34	22	9			34			33	33				17	5,329	
	72	21	21				21			21	21				17	3,705	
	73	13	13				13			13	13				8	3,000	
	74	9	9				9			9	9				8	8,412	
	75	16	16				16			16	16				14	6,978	
	76	33	33				33			33	31			13	14	6,978	
	77	20	14	6		1	20			20	20			5	11	8,000	
	78	7	7				7			7	7				7	7,814	
	79	11	10	1			11			11	11				9	8,500	
	80	11	10	1			11			11	11				1	4,500	
	81	6	5	1			6			5	5				5	4,778	
	82	14	14				14			14	14				14	10,163	
	83	20	14	6			20			20	20				11	18,850	
	84	14	12	2			14			14	14				10	18,850	
85	27	23	4			27			26	26				5	7,700		
86	6	6				6			6	6				6	2,450		
87	10	8	2			10			10	10				5	2,540		
88	8	8				8			8	8				8	3,753		
89	17	16	1			17			17	17				15	8,666		
90	4	3	1			4			4	4				3	8,666		
91	17	16	1			17			17	17				1			
92	4	3	1			4			4	4				1			
93	20	16	3		1	20			19	19			3	13	6,838		
94	3	3				3			3	3				3	11,500		
95	8	7	1			8			7	7				7	5,614		
96	1					1											
97	2					2											
98	3	2	1			3			3	3				2			
99	11	6	5			11		1	6	6			1	6	5,216		
100	3					3											
101	3	2	1			3			3	3				1			
102	11	6	5			11		1	6	6				6			
103	1					1											
104	3	1	2			3			3	3				1			
105	1					1											
106	2					2											
107	3					3			3	3							
108	5	3	2			5			5	5			4,500	1			
109	4	4				4			4	4				4	9,725		
110	16	8	8			16	14	12	16	16			7	7	3,042		
111	16	16				16	11	4	16	16				15	3,066		
112	29	20	9			29	26	18	29	29			7	18	2,783		
113	9	6	3			9	8	5	9	8			3	5	1,880		
114	2				1	2			2	2				2			
115	120	85	30		5	107	102	74	115	112			26	60	1,331		
116	22	19	1		2	22	16	15	20	20			2	17	282		
107	4	9	8			4			8	8				8	14,375		
	5	15	13			5			15	15			2	12	11,933		
	6	1				6											
	8	33	2		3	38			35	35			2	33	11,712		
9	14	14				14			14	14			2	14	13,057		

¹For renter - occupied dwelling units and vacant nonseasonal not dilapidated units, for rent.
²For owner - occupied dwelling units and vacant nonseasonal not dilapidated units, for sale only.

Table 3.—CHARACTERISTICS OF HOUSING FOR CENSUS TRACTS, BY BLOCKS: 1950—Con.

Census tract	Block	All dwelling units by occupancy and tenure					All dwelling units by condition and plumbing facilities			Occupied dwelling units			Contract monthly rent ¹		Value of one-dwelling-unit structures		
		Total	Owner occupied	Renter occupied	Vacant non-seasonal not dilap., for rent or sale	Other vacant and non-resident	Number reporting	No private bath or dilap.	No running water or dilap.	Total	Persons per room		Occupied by non-white	Number reporting	Average monthly rent (dollars)	Number reporting	Average value (dollars)
											Number reporting	1.51 or more					
107	10	28	27	1					28	28						26	9,119
	11	15	12		3				15	12						12	11,166
	12	27	25						27	25						24	9,029
	13	20	14	1	5				20	15			1			14	12,757
	15	16	14	1					16	15	1		1			14	7,035
	17	11	9	1		1			11	10			1			9	12,400
	18	10	9	1					10	10			1			8	13,037
	19	16	14	2					16	16	1		1			13	12,807
	20	11	10	1					11	11			1			10	12,800
	24	13	12	1				2	13	13			1			11	11,545
	25	8	8						8	8						8	15,600
	26	5	5						5	5						4	12,875
	27	15	14	1					15	15			1			13	11,961
	28	16	12	4					16	16			4	57.50		12	7,300
	29	14	14						14	14						14	9,042
	30	18	15	2	1			2	18	17	2		2			14	7,207
	31	14	11	2				2	14	14	1		3	20.66		9	5,255
	32	26	17	7		2		2	26	24	2		5	38.20		17	11,411
	33	3	3						3	3							
	34	5	2	3				1	5	5						1	
	38	3	1	1	1				3	2			1			1	
	39	12	11	1				4	12	12	1		1			9	7,388
	40	4	4					1	4	4						4	7,750
	41	3	2	1				1	3	3	1					1	
	42	8	7	1					8	8			1			7	8,185
	43	10	3	7				5	10	10	1		7	14.00		7	7,000
	44	5	5					4	5	5						3	2,800
	46	13	3	10				5	13	13			9	71.11		2	
	47	9	7	2				2	9	9			2			7	10,514
	50	15	13	2				2	15	15			2			12	9,308
	51	10	10						10	10			1			10	7,650
	52	10	10						10	10						10	8,600
	53	2	2						2	2						8	9,687
	54	4	1	3					4	1						1	
	55	17	14	3					17	14						14	12,392
	56	14	9	5				3	14	13			4	56.25		9	12,555
	57	14	7	7				3	13	12			6	42.66		6	2,333
	58	14	7	7				6	13	12			2			7	6,142
	59	7	7					2	7	7			3	16.33		7	4,314
	60	10	3	7				2	10	10			1			3	
	61	11	8	3				5	11	11			3	43.33		7	6,642
	62	11	7	4				2	11	11			2			5	3,800
	63	3	3					1	3	3			1			2	
	64	3	3					1	3	3			1			2	
	65	3	3					2	3	3			2			5	4,400
	66	17	14	3				2	17	17			15	25.06		16	4,506
	67	16	9	7				1	16	12			2			8	6,450
	68	16	7	9				3	16	16			1	27.57		7	4,500
	69	16	5	11				2	16	16			1			8	6,840
	70	8	8					2	8	7			2			5	5,500
	71	4	4					2	4	4			1			3	
	72	4	3	1				2	4	3			1			3	6,833
	73	4	4					7	4	4			2			1	
	74	10	3	7				1	10	10			2	17.14		2	
	75	2	2						2	2							
	76	12	7	5				4	12	12			5	32.60		7	4,757
	77	9	9					2	9	9			6	24.16		7	3,885
	78	13	12	1				5	13	13			1			9	4,888
	79	4	4					5	4	4			9	36.44		2	4,622
	80	25	17	8				4	25	24			7	37.57		18	8,972
	81	17	16	1				4	17	17			1			16	8,762
	82	9	9					1	9	9						9	7,955
	83	3	3						3	3			1			3	
	84	12	12						12	12			2			12	8,803
	85	12	4	8				2	12	12			4	47.50		11	10,950
	86	4	3	1					4	4			1			3	8,990
	87	5	4	1					5	5			1			4	7,166
	88	2	2						2	2							
	89	5	4	1				2	5	5			1			1	
	90	1	1						1	1							
	91	5	3	2				1	5	5			2			3	4,333
	92	12	5	7				4	12	10			6	39.33		5	3,920
	93	9	8	1				1	9	9			12	41.66		8	5,902
	94	34	26	8				7	34	33			5	54.00		21	5,314
	95	3	3					3	3	3			3	16.00			
	96	5	5						5	5			2			3	5,333
	97	26	22	4				8	26	26			4	41.25		21	5,519
	98	31	29	2				6	30	30			1			29	9,248
	99	14	14						14	14						11	8,954
	100	14	11	3					14	13			1			8	9,250
	101	23	20	3				3	23	23			2			17	7,247
	102	4	3	1					4	3			6			2	6,611
	104	17	16	1				2	17	17			5	34.40		16	7,218
	105	27	16	11				9	27	26			10	38.00		14	7,107
	106	16	11	5				9	16	15			3	29.33		9	4,933
	107	18	13	5				2	18	16			3	21.66		12	3,291
	108	20	17	3				4	20	20			3	38.00		10	6,130
	109	11	10	1				3	11	11			1			10	7,280

¹For renter - occupied dwelling units and vacant nonseasonal not dilapidated units, for rent.
²For owner - occupied dwelling units and vacant nonseasonal not dilapidated units, for sale only.

HOUSING—BLOCK STATISTICS

Table 3.—CHARACTERISTICS OF HOUSING FOR CENSUS TRACTS, BY BLOCKS: 1950—Con.

Census tract	Block	All dwelling units by occupancy and tenure					All dwelling units by condition and plumbing facilities			Occupied dwelling units			Contract monthly rent ¹		Value ² of one-dwelling-unit structures			
		Total	Owner occupied	Renter occupied	Vacant non-seasonal not dilap., for rent or sale	Other vacant and non-resident	Number reporting	No private bath or dilap.	No running water or dilap.	Total	Persons per room		Number reporting	Average monthly rent (dollars)	Number reporting	Average value (dollars)		
											Number reporting	1.51 or more					Occupied by non-white	
107	110	9	4	5					9	9	1		4	38.75	3	12,000		
	111	3	2	1				3	3						3	8,166		
	112	3	2	1				3	3	3	3		4	38.00	2	5,500		
	113	5	5			1			5	5			1		4	6,748		
	114	4	3	1					4	4			1		3	5,666		
	115	11	8	3					11	11			2		6	6,250		
	116	13	11	2		1			13	13			1		9	7,500		
	117	7	5	2					7	7			1		4	9,500		
	118	8	6	2					8	8			1		5	9,500		
	119	10	10						10	10			1		8	7,237		
	120	3	2	1					3	3			1		2			
	121	6	4	2					6	6			3		3	7,000		
	122	8	5	3					8	8			3	1,400	3	7,166		
	123	16	13	3		1			16	16			3	7,166	1	7,253		
	124	1							1	1								
	125	5	5						5	5					5	9,300		
	126	9	8	1					9	9			1		8	9,125		
	127	21	10	9		2			21	19			10	6,600	9	7,333		
	128	14	10	4		1			14	13			3	5,166	9	7,888		
	129	8	7	1					8	7					6	7,783		
	130	32	26	6					32	32			5	4,020	2	6,169		
	131	7	5	2					7	6			1		5	5,600		
	132	1							1	1								
	133	3	2	1					3	3			1		2			
	138	11	8	3					11	11			1		7	11,071		
	139	4	3	1					4	4			1		2			
	140	7	5	2					7	7			2		5	12,500		
	141	2							2	2								
	142	10	8	2		1			10	9			1		8	10,437		
	143	10	9	1					10	10			1		8	9,375		
	144	14	13	1					14	14			1		11	9,318		
	145	20	14	6					20	20			1		14	8,557		
	146	6	6			1			6	5			3		1			
147	4	3	1					4	4			1		3	8,666			
148	11	11						11	11			1		11	6,581			
149	14	14						14	14			1		14	7,128			
150	6	5	1					6	6			1		5	2,500			
151	4	3	1		2			4	4			5	3,960	3	8,691			
152	3	2	1					3	3			1		7				
153	16	8	8					16	16			2		1				
154	5	3	2		1			5	4			3		2				
155	3							3	3			3	28.33					
108	1	12	10	2				11	5			1			8	4,650		
	2	11	10	1				11	11			3						
	3	21	18	3				21	9			6		3	16.66	13	4,907	
	4	27	21	6				27	12			4		4	30.25	16	4,837	
	5	10	7	3				10	2			1		3	28.33	7	6,128	
	6	5	3	2				5	5				3		1			
	7	17	11	6				17	3			1		3	57.66	9	5,388	
	8	2						2										
	9	7	6	1				7	4						6	4,583		
	10	16	14	2		1		16	10			3		2	8	2,987		
	11	8	7	1				8	3				1		6	4,616		
	12	3	2	1				3	1				1		1			
	13	6	4	2				6	4				2		4	6,200		
	14	5	2	3				5	3				1		2			
	15	30	22	8				29	17				3		5	32.60	17	4,352
	16	1						1										
	17	7	6	1				7	2				1		6	19,583		
	18	15	14	1				11	2				1		12	4,708		
	20	9	5	4				9	1				4		4	2,750		
	21	37	32	5				36	3				5		4	2,750		
	26	6	2	4				6	4				3		4	2,750		
	27	4	2	2				4	2				3		1			
	28	6	6			2		6	2				1		1			
	29	1	4	2				1	2				1		1			
	30	2						2	6				1		1			
	31	2						2										
	32	2						2										
	33	6	5	1				6	2				2		2			
	34	8	5	3				8	2				1		4			
	35	22	18	4		1		22	3				3	48.00	17	7,625		
	36	2						2	1				3	33.33		7,047		
	37	16	12	4				13	7				1		10	4,690		
	38	6	5	1		3		6	5				2		5	2,800		
39	5	4	1				5	1				3		3	6,000			
40	2	2					2	1				2		1	4,872			
41	2						2	1				2		1				
42	7	7					7	3						7	4,785			
43	15	11	4				15	9				3	27.00	7	3,671			
44	6	6					6	4				2		6	3,700			
45	5	5					5	5				1		5	4,800			
46	13	9	4				12	5				3	30.66	9	4,166			
47					1													
48	5	5					5	3						5	5,460			
49	6	6					6	3						6	4,666			

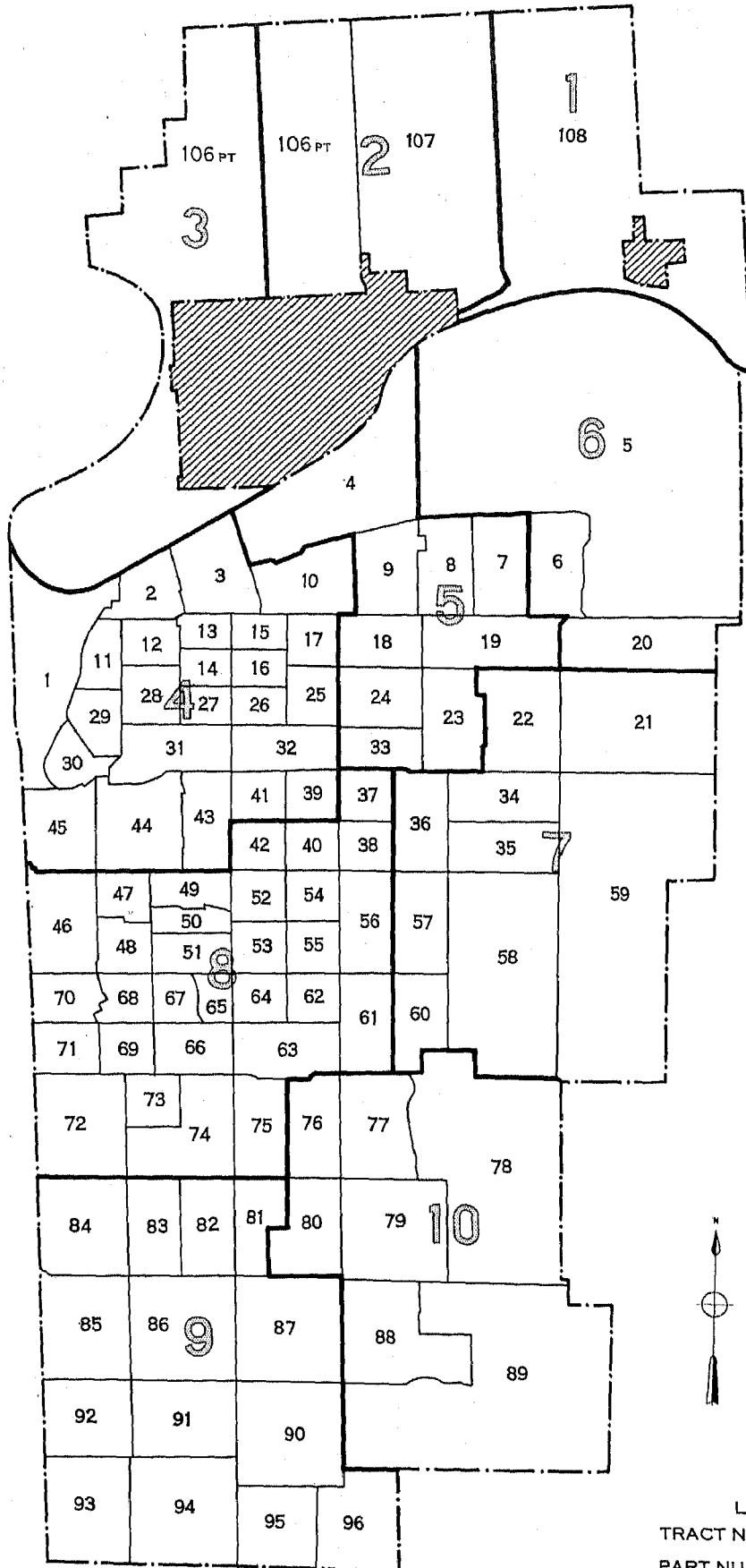
¹For renter-occupied dwelling units and vacant nonseasonal not dilapidated units, for rent.
²For owner-occupied dwelling units and vacant nonseasonal not dilapidated units, for sale only.

Table 3.—CHARACTERISTICS OF HOUSING FOR CENSUS TRACTS, BY BLOCKS: 1950—Con.

Census tract	Block	All dwelling units by occupancy and tenure					All dwelling units by condition and plumbing facilities			Occupied dwelling units			Contract monthly rent ¹		Value ² of one-dwelling-unit structures	
		Total	Owner occupied	Renter occupied	Vacant non-seasonal not dilap., for rent or sale	Other vacant and non-resident	Number reporting	No private bath or dilap.	No running water or dilap.	Total	Persons per room		Number reporting	Average monthly rent (dollars)	Number reporting	Average value (dollars)
											Number reporting	1.51 or more				
108	57	4	4													
	58	2														
	59	4														
	60	4	3													
	61	3	3													
	62	3	3													
	64	3	3													
	65	11	8	1												
	66	10	8													
	67	15	13	3	1											
	68	23	19	4												
	69	51	38	13												
	70	6	6													
	71	6	6													
	72	5	5													
	73	14	10	3												
	74	16	15	1												
	75	19	18	1												
	76	35	33	2												
	77	45	44	1	1											
	154	4	4													

¹For renter - occupied dwelling units and vacant nonsessional not dilapidated units, for rent.
²For owner - occupied dwelling units and vacant nonsessional not dilapidated units, for sale only.

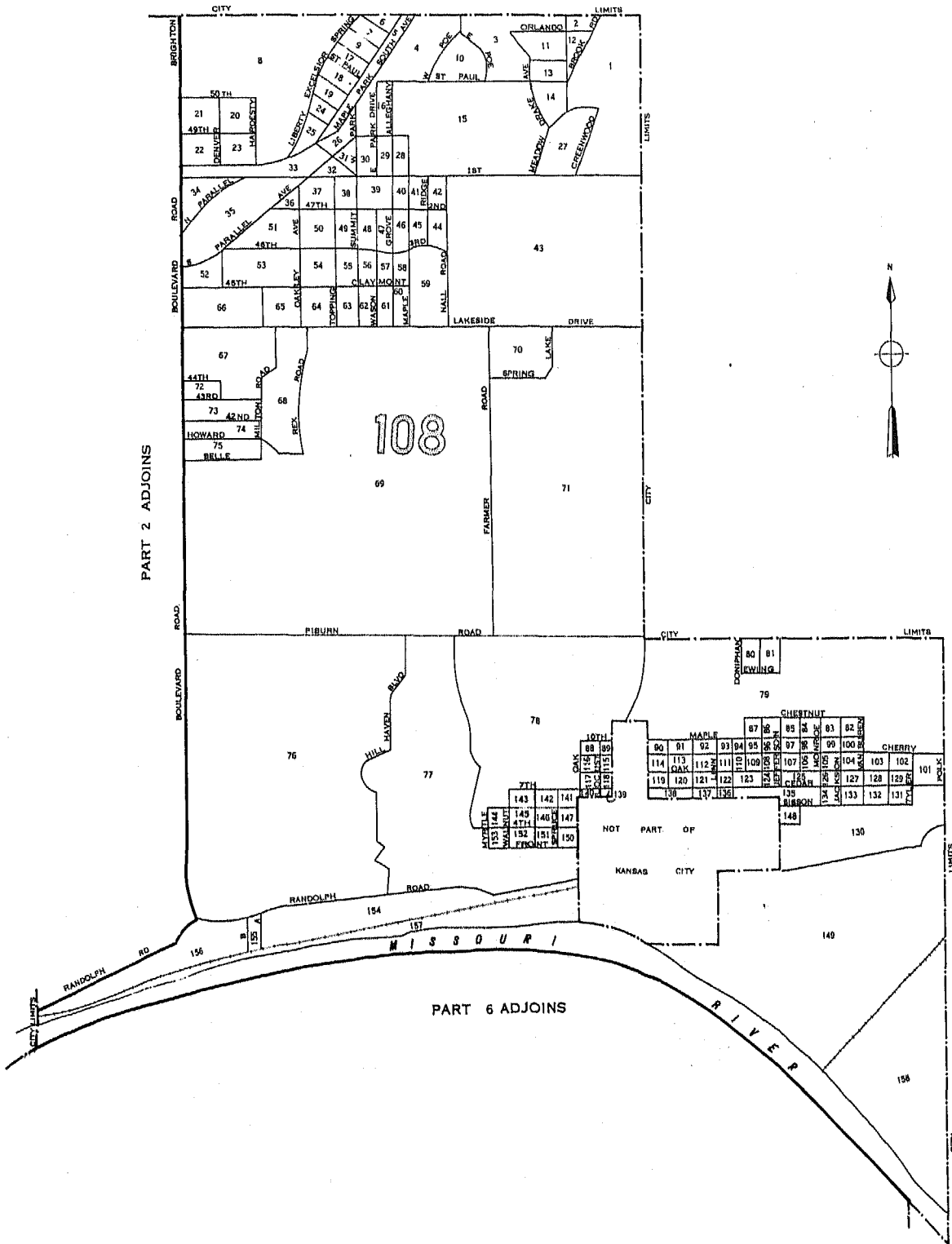
KANSAS CITY, MISSOURI, BY CENSUS TRACTS: 1950
KEY MAP



LEGEND
TRACT NUMBER 9
PART NUMBER 1
OUTSIDE OF CITY

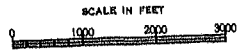
KANSAS CITY, MISSOURI, BY CENSUS TRACTS AND BLOCKS: 1950

PART 1 OF 10 PARTS



PART 2 ADJOINS

PART 6 ADJOINS



LEGEND

BLOCK NUMBERS

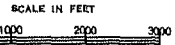
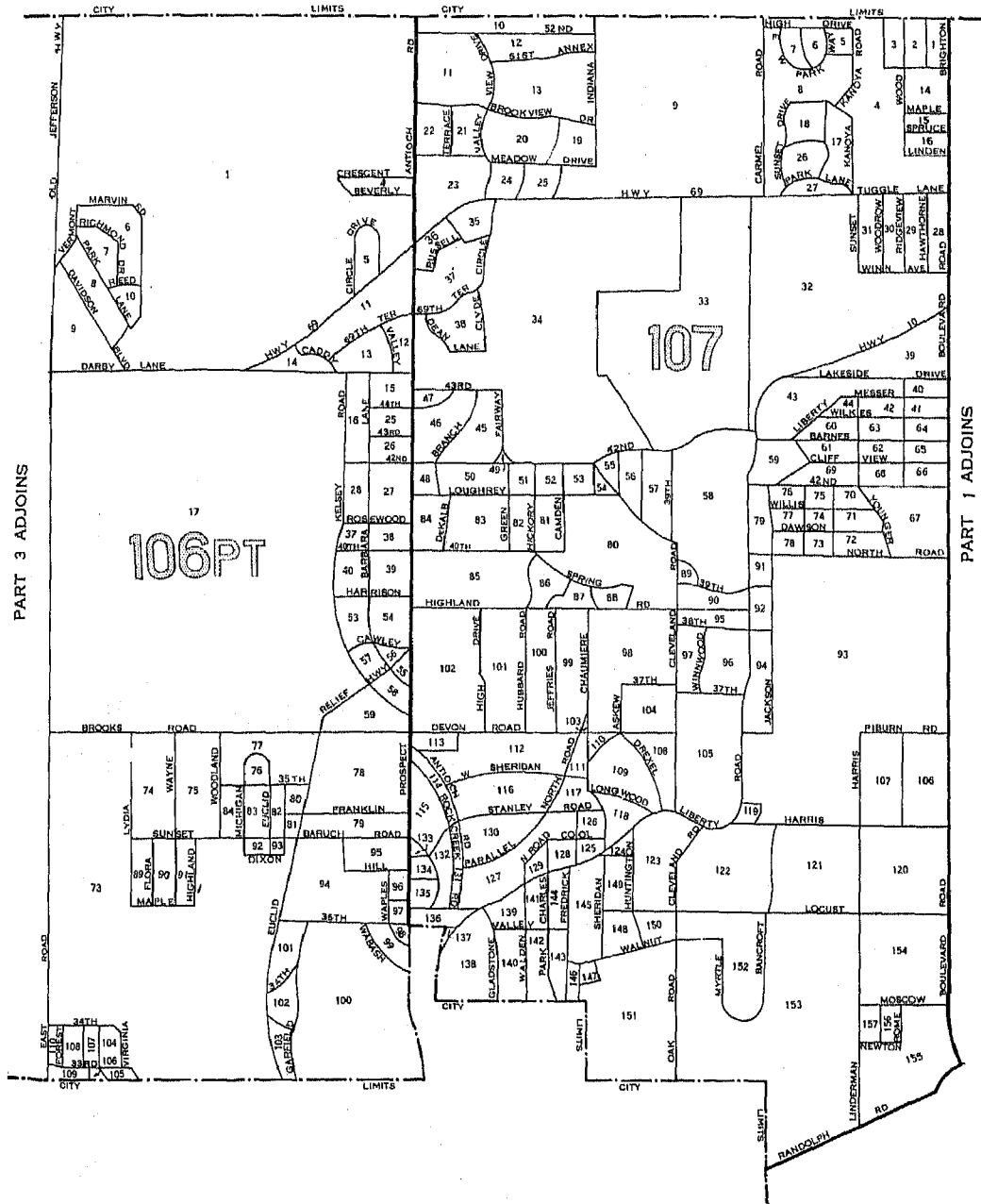
TRACT NUMBERS

TRACT BOUNDARIES

U.S. DEPARTMENT OF COMMERCE, BUREAU OF THE CENSUS

KANSAS CITY, MISSOURI, BY CENSUS TRACTS AND BLOCKS: 1950

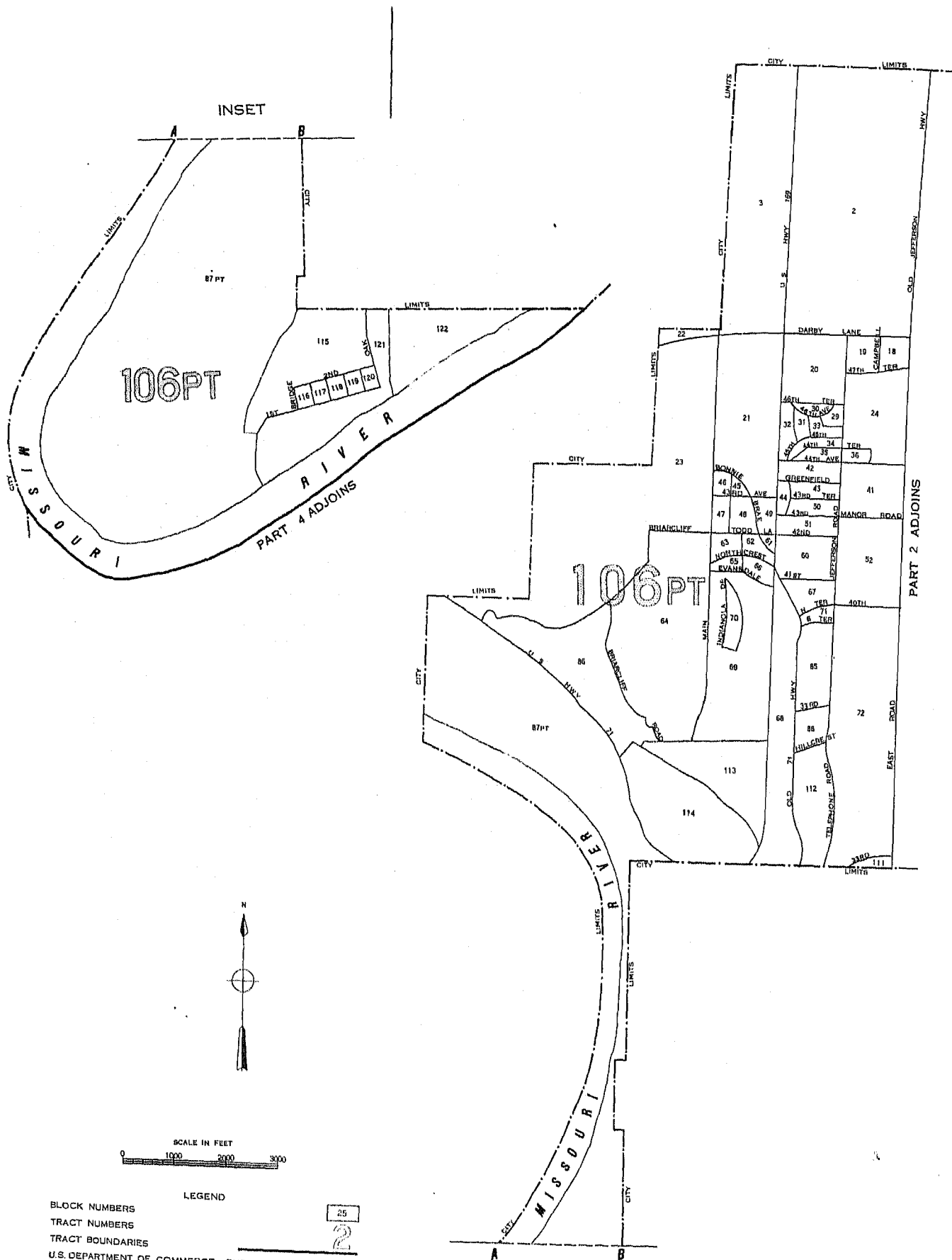
PART 2 OF 10 PARTS



LEGEND
BLOCK NUMBERS
TRACT NUMBERS
TRACT BOUNDARIES
U.S. DEPARTMENT OF COMMERCE, BUREAU OF THE CENSUS

KANSAS CITY, MISSOURI, BY CENSUS TRACTS AND BLOCKS: 1950

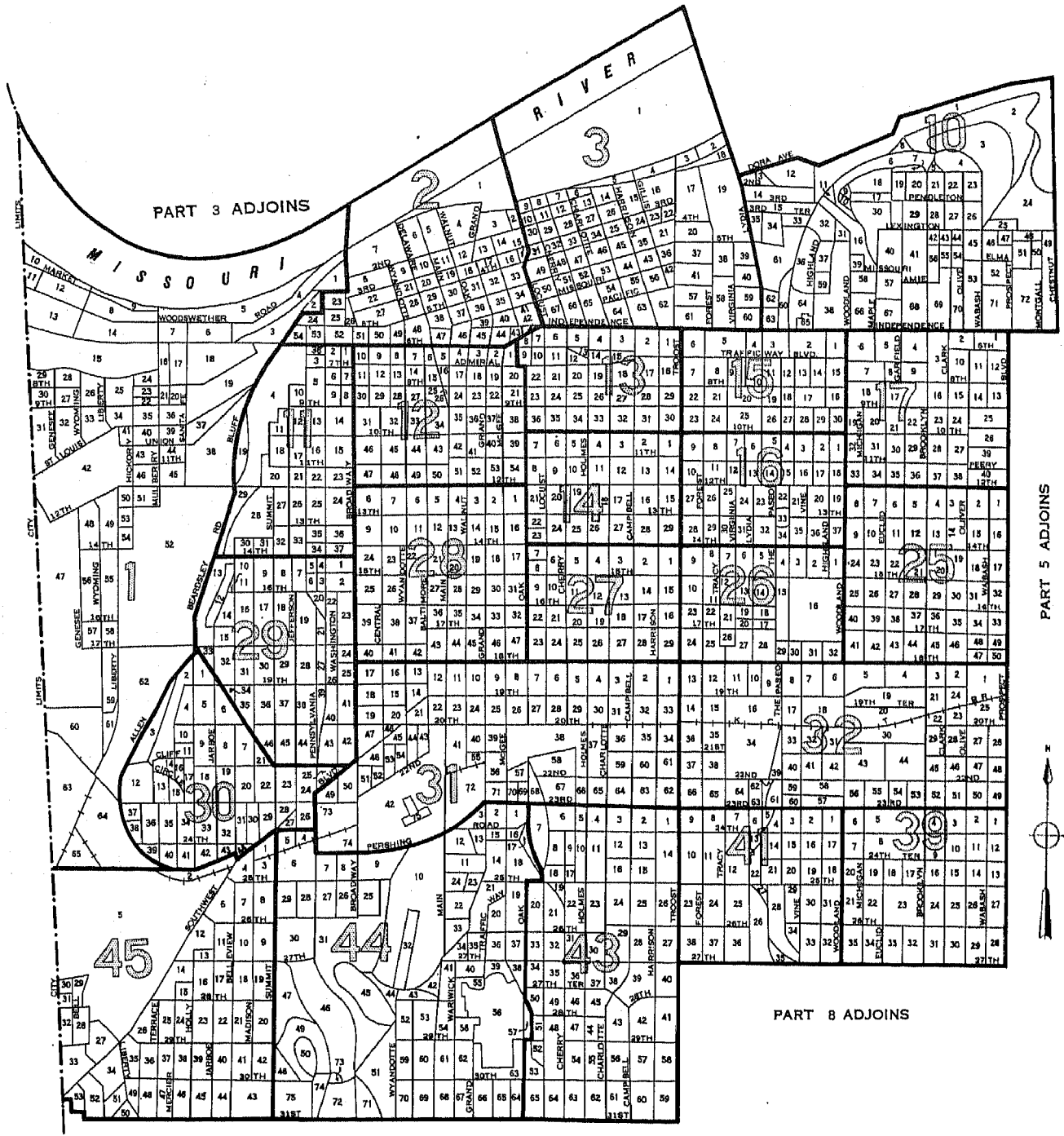
PART 3 OF 10 PARTS



U.S. DEPARTMENT OF COMMERCE, BUREAU OF THE CENSUS

KANSAS CITY, MISSOURI, BY CENSUS TRACTS AND BLOCKS: 1950

PART 4 OF 10 PARTS

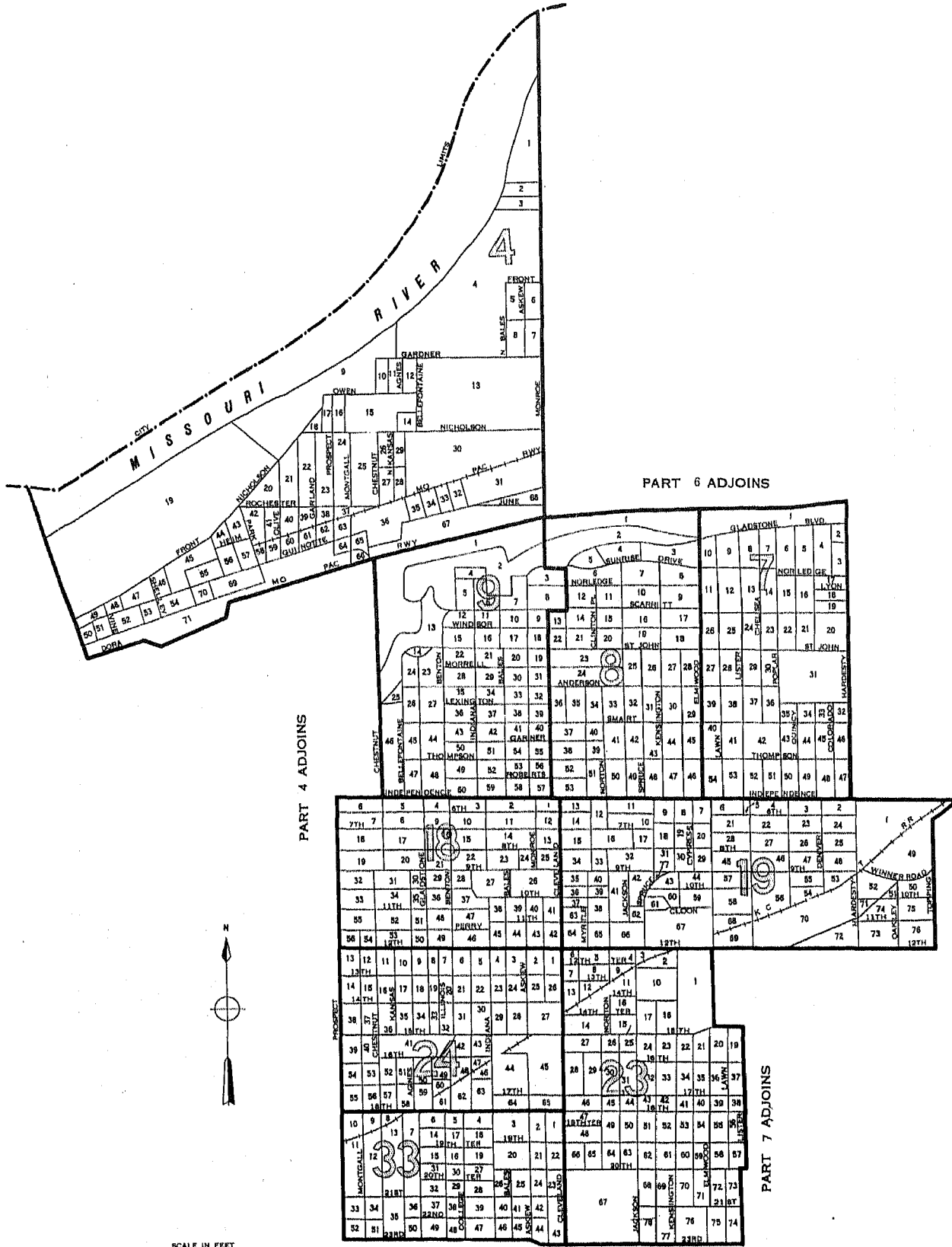


LEGEND

- BLOCK NUMBERS
- TRACT NUMBERS
- TRACT BOUNDARIES
- U.S. DEPARTMENT OF COMMERCE, BUREAU OF THE CENSUS

KANSAS CITY, MISSOURI, BY CENSUS TRACTS AND BLOCKS: 1950

PART 5 OF 10 PARTS



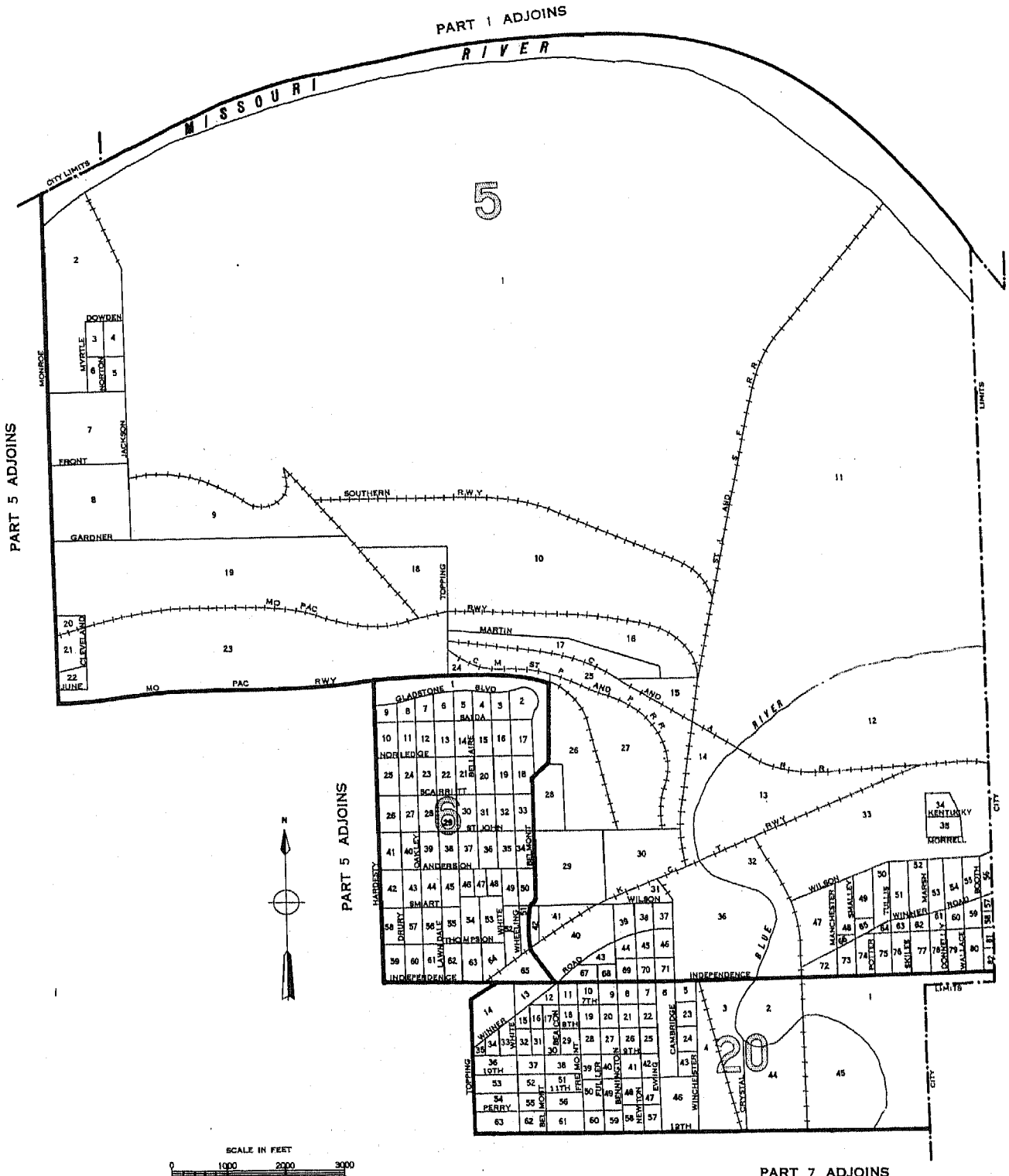
LEGEND

- BLOCK NUMBERS
- TRACT NUMBERS
- TRACT BOUNDARIES

U.S. DEPARTMENT OF COMMERCE, BUREAU OF THE CENSUS

KANSAS CITY, MISSOURI, BY CENSUS TRACTS AND BLOCKS: 1950

PART 6 OF 10 PARTS



LEGEND

BLOCK NUMBERS 25

TRACT NUMBERS 2

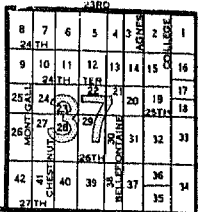
TRACT BOUNDARIES

U.S. DEPARTMENT OF COMMERCE. BUREAU OF THE CENSUS

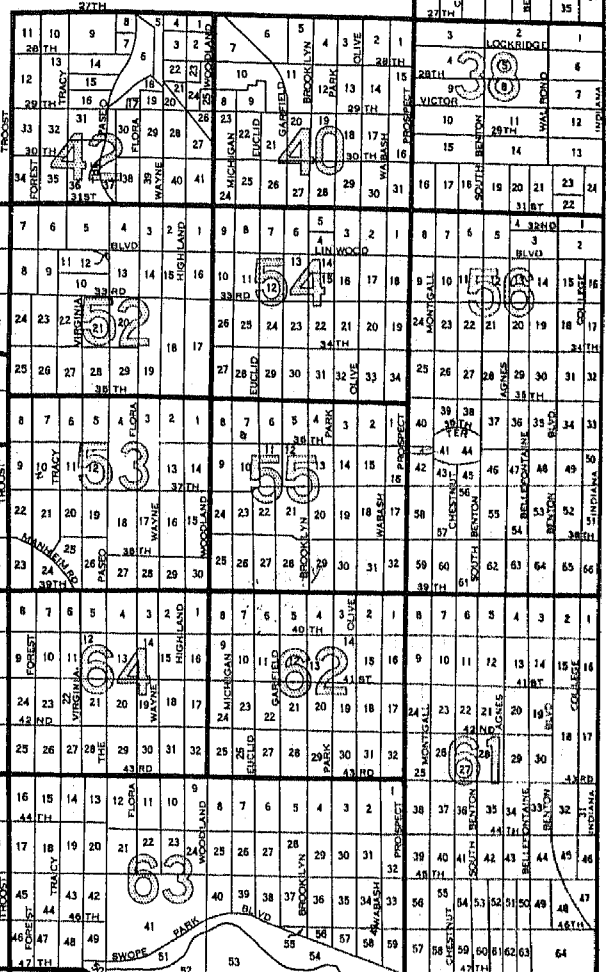
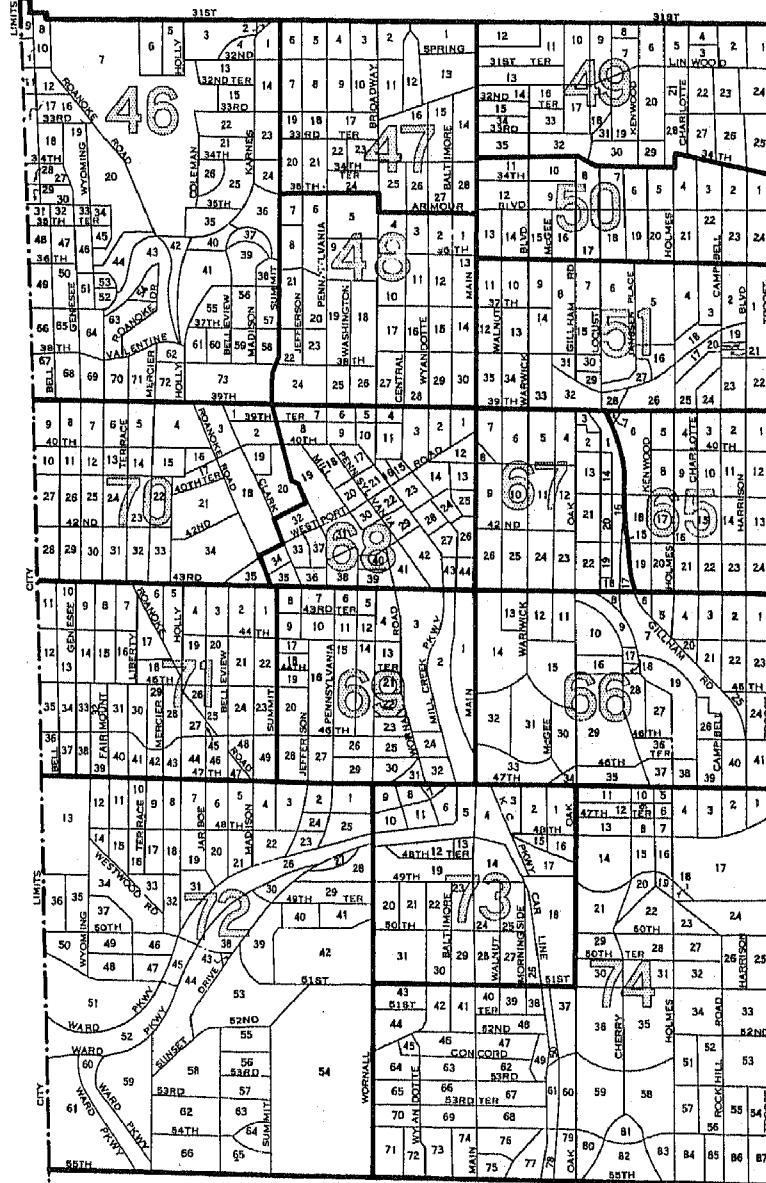
KANSAS CITY, MISSOURI, BY CENSUS TRACTS AND BLOCKS: 1950

PART 8 OF 10 PARTS

PART 5 ADJOINS

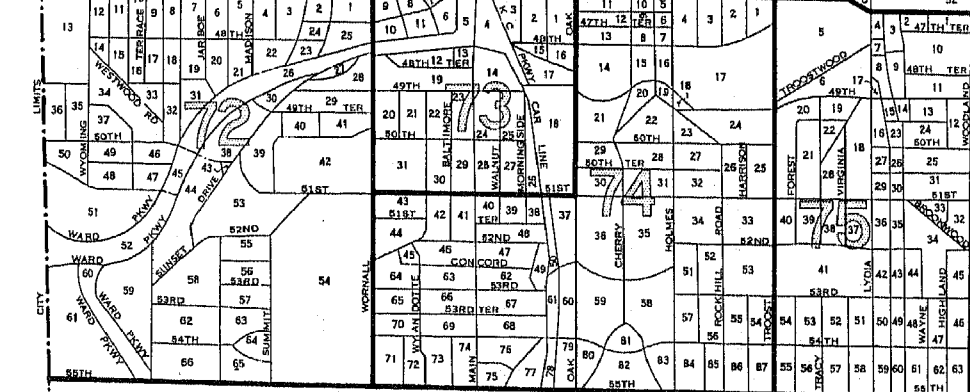


PART 4 ADJOINS

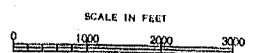


PART 7 ADJOINS

PART 10 ADJOINS



PART 9 ADJOINS



LEGEND

- BLOCK NUMBERS
- TRACT NUMBERS
- TRACT BOUNDARIES
- U.S. DEPARTMENT OF COMMERCE, BUREAU OF THE CENSUS

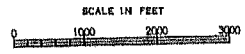
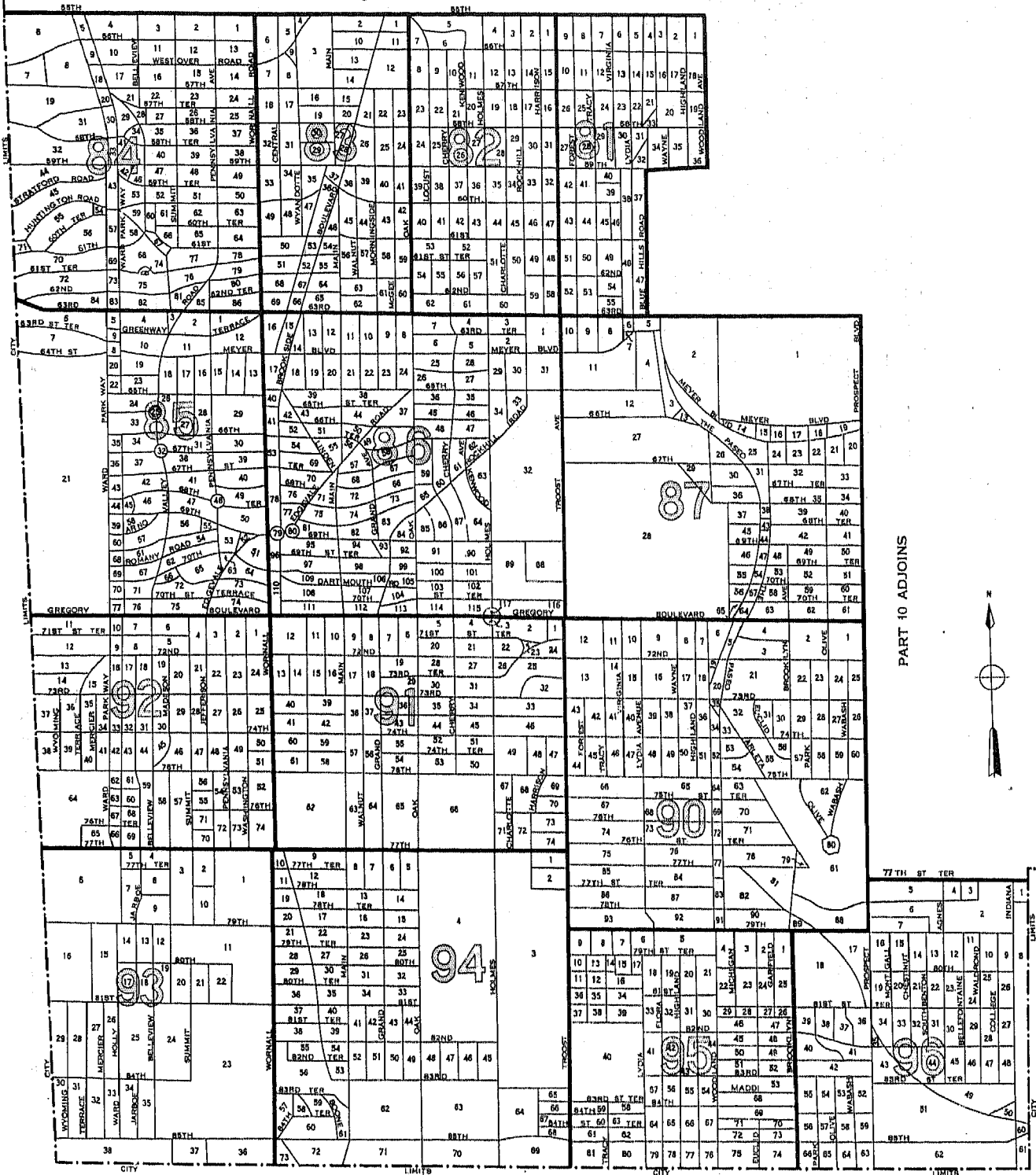
25

2

KANSAS CITY, MISSOURI, BY CENSUS TRACTS AND BLOCKS: 1950

PART 9 OF 10 PARTS

PART 8 ADJOINS

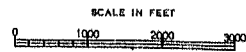
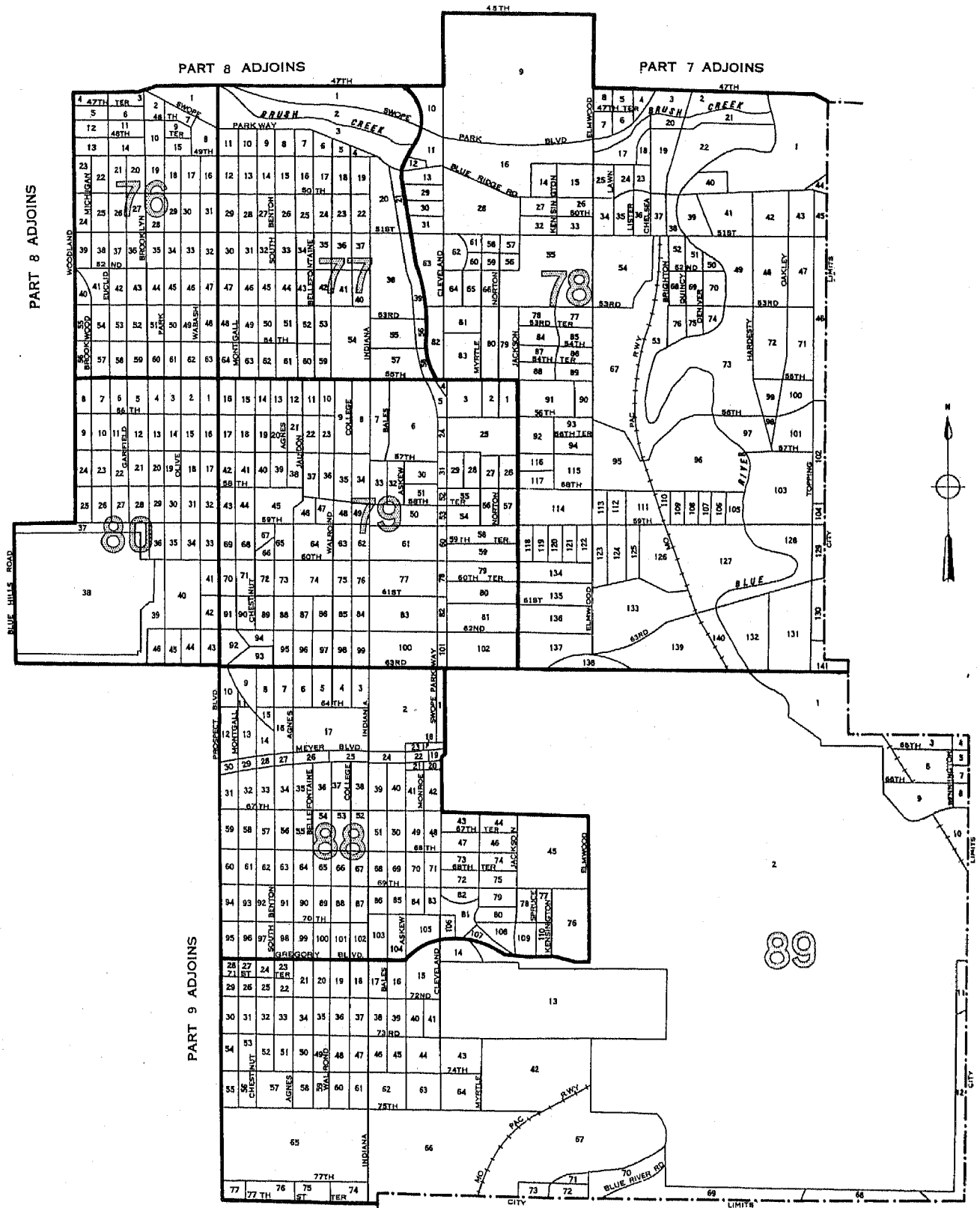


LEGEND

- BLOCK NUMBERS
- TRACT NUMBERS
- TRACT BOUNDARIES
- U.S. DEPARTMENT OF COMMERCE, BUREAU OF THE CENSUS

KANSAS CITY, MISSOURI, BY CENSUS TRACTS AND BLOCKS: 1950

PART 10 OF 10 PARTS



LEGEND

- BLOCK NUMBERS
- TRACT NUMBERS
- TRACT BOUNDARIES
- U.S. DEPARTMENT OF COMMERCE. BUREAU OF THE CENSUS