


# 1950 UNITED STATES CENSUS OF HOUSING

U. S. DEPARTMENT OF COMMERCE • BUREAU OF THE CENSUS



**MOBILE, ALA.**

**BLOCK  
STATISTICS**

## U. S. CENSUS OF HOUSING: 1950

### Volume

- I General Characteristics
- II Nonfarm Housing Characteristics
- III Farm Housing Characteristics
- IV Residential Financing
- V Block Statistics

Housing statistics for census tracts are to be included in the **Population** reports on census tracts.

## U. S. CENSUS OF POPULATION: 1950


### Volume

- I Number of Inhabitants
- II Characteristics of the Population

Succeeding volumes will cover the following subjects :

Census Tracts, Nativity and Parentage, Nonwhite Population by **Race**, Persons of Spanish Surname, Institutional Population, **Differential Fertility**, Labor Force Characteristics, Occupation, **Industry, Income**, Internal Migration, Education, Characteristics of **Families and Households**.

**UNITED STATES CENSUS of HOUSING : 1950**  
U. S. DEPARTMENT OF COMMERCE      BUREAU OF THE CENSUS  
CHARLES SAWYER, Secretary      ROY V. PEEL, Director



**BLOCK STATISTICS**


**MOBILE  
ALABAMA**

*Prepared under the supervision of  
Howard G. Brunzman, Chief  
Population and Housing Division*

1950 HOUSING CENSUS REPORT  
VOLUME V, PART 114

UNITED STATES GOVERNMENT PRINTING OFFICE 1952

**BLOCKS • WARDS**





## BUREAU OF THE CENSUS

ROY V. PEEL, *Director*

A. ROSS ECKLER, *Deputy Director*  
HOWARD C. GRIEVES, *Assistant Director*  
CONRAD TAEUBER, *Assistant Director*  
MORRIS H. HANSEN, *Assistant Director for Statistical Standards*  
ROBERT Y. PHILLIPS, *Assistant Director for Operations*  
CALVERT L. DEDRICK, *Coordinator, International Statistics*  
FRANK R. WILSON, *Information Assistant to the Director*

**Population and Housing Division—**

HOWARD G. BRUNSMAN, *Chief*  
WAYNE F. DAUGHERTY, *Assistant Chief for Housing*  
ROBERT B. VOIGHT, *Assistant Chief for Operations*  
HENRY S. SHRYOCK, JR., *Assistant Chief for Population*  
EDWIN D. GOLDFIELD, *Program Coordinator*

Quality and Equipment Statistics—Robert C. Hamer, *Chief*  
Inventory Statistics—Carl A. S. Coan, *Chief*  
Developmental Programs—J. Hugh Rose, *Chief*  
Residential Financing—Junia H. Honnold, *Chief*  
Territories and Possessions—Joel Williams, *Chief*  
Statistical Sampling—Joseph Steinberg, *Chief*  
Statistical Procedure—Morton A. Meyer, *Chief*  
Processing Operations—Milton D. Lieberman, *Chief*

**Administrative Service Division—WALTER L. KEHRES, Chief**

**Agriculture Division—RAY HURLEY, Chief**  
**Budget Officer—CHARLES H. ALEXANDER**  
**Business Division—HARVEY KAILIN, Acting Chief**  
**Field Division—LOWELL T. GALT, Chief**  
**Foreign Trade Division—J. EDWARD ELY, Chief**  
**Geography Division—CLARENCE E. BATSCHLET, Chief**  
**Governments Division—ALLEN D. MANVEL, Chief**  
**Industry Division—MAXWELL R. CONKLIN, Chief**  
**Machine Tabulation Division—C. F. VAN AKEN, Chief**  
**Personnel Division—HELEN D. ALMON, Chief**

### SUGGESTED IDENTIFICATION

U. S. Bureau of the Census. *U. S. Census of Housing: 1950. Vol. V, Block Statistics, Part 114.*  
U. S. Government Printing Office, Washington, D. C., 1952

For sale by the Superintendent of Documents, U. S. Government Printing Office, Washington 25, D. C.,  
or any of the Field Offices of the Department of Commerce - Price 20 cents

## PREFACE

This report presents statistics on characteristics of dwelling units by blocks for the city. The tabulations are based on data from the 1950 Census of Housing, taken as of April 1, 1950. Authorization for the 1950 Census of Housing as part of the Seventeenth Decennial Census was provided by the Housing Act of 1949, approved July 15, 1949.

The major portion of the information compiled from the 1950 Census of Housing appears in Volume I, *General Characteristics*; Volume II, *Nonfarm Housing Characteristics*; Volume III, *Farm Housing Characteristics*; Volume IV, *Residential Financing*; and Volume V, *Block Statistics*. Volume V consists of separate reports, issued as bulletins for each of the 209 cities which in 1940 or in a subsequent census had a population of 50,000 or more. These reports will not be bound into a single publication.

The subjects covered in both the 1950 and 1940 reports on characteristics of dwelling units by blocks are substantially similar.

This report was prepared under the direction of Howard G. Brunsman, Chief, Population and Housing Division, and Wayne F. Daugherty, Assistant Chief for Housing. Robert C. Hamer, Chief, Quality and Equipment Statistics Section, was in charge of coordinating the content and the format of the report with assistance from Carl A. S. Coan, Chief, Inventory Statistics Section; Floyd D. McNaughton, Chief, Equipment and Facilities Unit; Beulah Washabaugh, Chief, Tenure and Vacancy Unit; and Walter A. Hines. The compilation of the statistics was under the supervision of Robert B. Voight, Assistant Chief for Operations.

The collection of the information on which these statistics are based was under the supervision of Lowell T. Galt, Chief, Field Division. The geographic work, including the assignment of all block numbers and the preparation of maps, was under the supervision of Clarence E. Batschelet, Chief, Geography Division. The data were tabulated under the supervision of C. F. Van Aken, Chief, Machine Tabulation Division.

March 1952.

# MOBILE, ALA.

## CONTENTS

### INTRODUCTION

	Page		Page
General.....	1	Definitions and explanations—Continued	
Related reports.....	1	Persons per room.....	2
Use of data.....	1	Color of occupants.....	2
Comparability with 1940 Housing Census data.....	1	Contract monthly rent.....	2
Definitions and explanations.....	1	Value of one-dwelling-unit structures.....	2
Dwelling unit.....	1	Number reporting.....	2
Occupancy and tenure.....	2	Block identification.....	2
Condition and plumbing facilities.....	2		

### TABLES

	Page
Table 1.—Characteristics of housing for the city: 1950.....	3
Table 2.—Characteristics of housing by wards: 1950.....	3
Table 3.—Characteristics of housing for wards, by blocks: 1950.....	4

Map of city, by blocks, appears following last page of tables.

# BLOCK STATISTICS

## INTRODUCTION

### GENERAL

Volume V of the Reports on Housing consists of a separate report for each of the 209 cities which in 1940, or in a subsequent census prior to 1950, had a population of 50,000 or more. Each report presents for the city, by blocks, tabulations for a limited number of subjects obtained in the Census of Housing. The subjects in these reports are similar to those in the block statistics supplements to Volume I of the reports of the 1940 Census of Housing. The subjects in this report present the number of dwelling units classified by occupancy and tenure, condition and plumbing facilities, persons per room, color of occupants, average contract monthly rent of renter-occupied and selected vacant units, and the average value of one-dwelling-unit owner-occupied and selected vacant structures. In table 1, the statistics for these subjects are summarized for the city. Table 2 contains the statistics for wards; these are the only statistics for wards that will be published from the 1950 Census of Housing. In table 3, the data are presented by blocks within wards and block areas. Maps identifying the location of each block and the ward boundaries are a part of this report.

**Related reports.**—Related statistics for this city are contained in the Reports on Housing, Volume I, *General Characteristics*; and in the Reports on Population, Volume I, *Number of Inhabitants*, and Volume II, *Characteristics of the Population*.

The Reports on Housing for each State in Volume I present data on the characteristics of dwelling units for the State by residence (urban, rural nonfarm, and rural farm), for standard metropolitan areas, urbanized areas, counties, for urban places, places of 1,000 to 2,500 inhabitants, and rural-nonfarm and rural-farm dwelling units for each county. Each report includes the following subjects: occupancy, tenure, race of occupants, type of structure, year built, condition and plumbing facilities, water supply, toilet and bathing facilities, number of rooms, number of persons, persons per room, electric lighting, heating equipment, heating and cooking fuels, refrigeration equipment, kitchen sink, radio, television, and, for nonfarm units, the contract monthly rent, gross monthly rent, and value of one-dwelling-unit structures.

Volume I of the Reports on Population shows the 1950 population of each county and of each minor civil division within the county. It also contains figures for each incorporated place, for each unincorporated place with 1,000 or more inhabitants, and for incorporated places of 5,000 or more by wards. A special series of tables presents data for each urbanized area giving the incorporated places and portions of minor civil divisions within it.

Volume II of the 1950 Population Reports contains statistics on the general characteristics of the population. Chapter A of this volume repeats the figures on number of inhabitants as shown in Volume I; Chapter B presents demographic, economic, and social characteristics of the population; and Chapter C gives more detailed cross-classifications for States and large cities and standard metropolitan areas.

**Use of data.**—The tabulation of housing characteristics for areas as small as city blocks provides descriptive material of considerable value for technical studies of housing in the city. The statistics will be useful in compiling totals for special types of areas that may be defined to meet the requirements of individual investigators. Users of the data should bear in mind that in

practically all cases the data for a given block represent the work of only one enumerator. Consequently, housing characteristics for blocks are subject to a wider margin of error than is to be expected in the figures for tracts or wards which represent returns made by a number of enumerators. Misinterpretation of instructions by one enumerator may cause a significant bias in the statistics for a block even though it may have a negligible effect upon the figures for larger areas. In particular, the enumeration of "condition" depended to a considerable extent upon the judgment of the individual enumerator. Also, failure to indicate the correct block number for a significant number of dwelling units may introduce errors into the block data.

**Comparability with 1940 Housing Census data.**—In the 1940 Census of Housing, reports entitled "Block Statistics" were issued as supplements to the first series of Housing bulletins. These supplements consisted of separate reports for each of the 191 cities which had 50,000 inhabitants or more in 1930.

In the 1950 reports, the block numbers used are different, in most cases, from those used in the 1940 reports. Therefore, to compare 1940 and 1950 data for a given block, it is necessary to locate the block on the maps to obtain the corresponding 1940 and 1950 block numbers.

The subjects in both the 1940 and 1950 reports are substantially similar. However, data on number of structures, year built, and mortgage status have been omitted from the 1950 report. Furthermore, in the 1940 reports average contract or estimated monthly rent was reported for all dwelling units while in 1950 average contract monthly rent is reported for some, and average value for other, dwelling units.

### DEFINITIONS AND EXPLANATIONS

More detailed and complete definitions are presented in Volume I of the Housing Reports.

**Dwelling unit.**—In general, a dwelling unit is a group of rooms or a single room, occupied or intended for occupancy as separate living quarters, by a family or other group of persons living together or by a person living alone.

A group of rooms, occupied or intended for occupancy as separate living quarters, is a dwelling unit if it has separate cooking equipment or a separate entrance. A single room, occupied or intended for occupancy as separate living quarters, is a dwelling unit if it has separate cooking equipment or if it constitutes the only living quarters in the structure. Also, each apartment in a regular apartment house is a dwelling unit even though it may not have separate cooking equipment. Excluded from the dwelling unit count are large rooming houses, institutions, dormitories, and transient hotels and tourist courts.

In the 1940 Census, a dwelling unit was defined as the living quarters occupied or intended for occupancy by one household. A household consisted of a family or other group of persons living together with common housekeeping arrangements, or a person living entirely alone. However, the enumerator was not explicitly instructed to define rooms as dwelling units on the basis of cooking equipment or separate entrance.

The number of dwelling units in the 1950 Census may be regarded as comparable with the number of dwelling units in the 1940 Census. Some living quarters may have been classified as separate dwelling units in the one census and not in the other. Further, in the 1950 Census, living quarters with five or more

lodgers were not tabulated as dwelling units; generally, such quarters were included in the 1940 dwelling unit count. However, the net effect of these changes is probably small.

**Occupancy and tenure.**—Dwelling units are classified by occupancy and tenure into four groups: owner-occupied; renter-occupied; vacant nonseasonal not dilapidated, for rent or sale; and other vacant and nonresident. A dwelling unit is classified as owner-occupied if it was owned wholly or in part by the head of the household or by some related member of his family living in the dwelling unit. All other occupied units are classified as renter-occupied whether or not cash rent was actually paid for living quarters. Rent-free units and living accommodations received in payment for services performed are thus included with the renter-occupied units.

A dwelling unit is considered vacant if no persons are living in it at the time of enumeration. New units not yet occupied were enumerated as vacant dwelling units if construction had proceeded to the extent that all the exterior windows and doors were installed and final usable floors were in place. The classification "Vacant nonseasonal not dilapidated, for rent or sale" is descriptive of the vacant dwelling units reported in this classification. "Other vacant and nonresident" units include all dilapidated and seasonal vacant units as well as the not dilapidated units which were not for rent or sale.

Because of changes in enumeration procedures, the counts of total vacant units in 1940 and 1950 are not strictly comparable. In 1940, vacant units were enumerated if they were habitable; units uninhabitable and beyond repair were excluded from the enumeration. In 1950, units were included regardless of condition if they were intended for occupancy as living quarters. Therefore, no comparison should be made between the data on "vacant nonseasonal not dilapidated, for rent or sale" units from the 1950 Census and data in the 1940 Census reports.

In both censuses, dwelling units occupied entirely by non-residents were included with vacant units not for rent or sale. Trailers, tents, houseboats, and railroad cars which were vacant were excluded from the dwelling unit inventory in both 1950 and 1940.

**Condition and plumbing facilities.**—Data on condition of a dwelling unit are shown in combination with data for selected plumbing facilities and are, therefore, limited to units for which both condition and plumbing facilities are reported. Plumbing facilities include water supply, toilet facilities, and bathing facilities.

The category "with private bath" includes those dwelling units reported with both a flush toilet and a bathtub or shower inside the structure for the exclusive use of the occupants of the unit. The category "no private bath" includes those dwelling units not having private flush toilet or not having private bathing facilities. The "no running water" category includes units with only piped running water outside the structure or with only other sources such as a hand pump.

A dwelling unit is "dilapidated" when it is run-down or neglected, or is of inadequate original construction, so that it does not provide adequate shelter or protection against the elements or it endangers the safety of the occupants.

**Persons per room.**—The number of persons per room has been computed for each occupied dwelling unit by dividing the number of persons in the dwelling unit by the number of rooms in the dwelling unit. All persons enumerated in the Population Census as members of the household (including lodgers, servants, and other nonrelated persons) are counted in determining the number of persons that occupy the dwelling unit. The number of rooms in the dwelling unit includes all rooms available for living quarters throughout the year. Not counted as rooms are bathrooms, closets, pantries, halls, screened porches, and unfinished rooms in the basement and attic.

**Color of occupants.**—Occupied dwelling units are classified by color of head of household according to the definition used in the

1950 Census of Population. The group designated as "nonwhite" consists of Negroes, Indians, Japanese, Chinese, and other non-white races. Persons who are not definitely Indian or of other nonwhite race are classified as white.

**Contract monthly rent.**—Contract monthly rent is the rent, at the time of enumeration, contracted for by the renter regardless of whether it includes furniture, heating fuel, electricity, cooking fuel, water, or personal services.

Monthly rent for vacant dwelling units is the amount asked for the dwelling unit at the time of enumeration. The average monthly rent relates to renter-occupied dwelling units and vacant nonseasonal not dilapidated units for rent. Dwelling units which are occupied "rent-free" are not included with the units reporting rent.

**Value of one-dwelling-unit structures.**—Average value is shown for owner-occupied dwelling units and vacant nonseasonal not dilapidated units which are for sale only. Value is shown only if the unit is in a one-dwelling-unit structure without business and if it is the only dwelling unit included in the property. The value represents the amount for which the owner estimates that the property, including such land as belongs with it, would sell under ordinary conditions and not at a forced sale. For vacant units, value is the sale price asked by the owner.

**Number reporting.**—Occupancy and tenure are reported for all dwelling units, and color of occupants is reported for all occupied units. The corresponding distributions for these subjects in table 1 are based on all dwelling units and on occupied units, respectively. For all other subjects, the distributions are based on the units for which the specific characteristics are reported, that is, the "Number reporting."

The number of dwelling units for which the enumerator obtained no report on a particular item is shown for the city totals only; however, the number "not reported" can easily be derived for each area in tables 2 and 3 by subtracting the number reporting from the total number of dwelling units (or total occupied).

**Block identification.**—A map or series of maps is included in this report showing block numbers for each block, number and letter designations for wards and block areas, and the names of principal streets.

Blocks are identified by serial numbers, a separate series of numbers being used for each ward or for a group of wards. Thus, the location of each block for which data are presented in table 3 may be determined by referring to the ward and block number shown on the map. Similarly, data for a specific block may be located in the table by reference to the map for the identification numbers of the ward and block.

In some cities "block areas" have been established to facilitate the numbering of blocks in groups of less than 1,000. This may cause a break in the sequence of block numbers within a ward. Where this occurs each part of the ward that is in a separate block area is distinguished on the map, and in the table the data are shown for blocks in numerical order within each block area section of the ward. When a boundary of a ward cuts through a block separating the block into segments, the statistics for each segment are tabulated in the ward in which it is physically located on the map. In such cases, to obtain the statistics for the entire block it is necessary to add the statistics for all segments.

If no dwelling units are reported for a block, the block number is not listed in table 3, although it is shown on the map. Dwelling units for which the block number was not reported are indicated in the table by the symbol "NR." Detailed data are not shown for such dwelling units, nor for blocks containing fewer than three dwelling units. Average monthly rent is not shown when the monthly rent was reported for fewer than three dwelling units. Average value is not shown when the value of one-dwelling-unit properties was reported for fewer than three dwelling units. All dwelling units are included, however, in the statistics for the city and for each ward.



Table 1.—CHARACTERISTICS OF HOUSING FOR THE CITY: 1950

Subject	Number	Percent	Subject	Number	Percent
<b>OCCUPANCY AND TENURE</b>			<b>PERSONS PER ROOM</b>		
All dwelling units.....	38,567	100.0	Occupied dwelling units.....	36,451	...
Owner occupied.....	17,620	45.7	Number reporting.....	36,096	100.0
Renter occupied.....	18,831	48.8	1.50 or less.....	32,043	88.8
Vacant nonseasonal not dilapidated, for rent or sale.....	1,293	3.4	1.51 or more.....	4,053	11.2
Other vacant and nonresident.....	823	2.1	Not reported.....	355	...
<b>CONDITION AND PLUMBING FACILITIES</b>			<b>CONTRACT MONTHLY RENT</b>		
All dwelling units.....	38,567	...	Renter-occupied, and vacant nonseasonal not dilapidated units, for rent—Number reporting.....	18,761	...
Number reporting.....	37,494	100.0	Total contract monthly rent..... dollars.....	582,901	...
With private bath, not dilapidated.....	23,688	63.2	Average monthly rent..... dollars.....	31.07	...
No private bath, with running water, not dilapidated.....	5,281	14.1	<b>VALUE OF ONE-DWELLING-UNIT STRUCTURES</b>		
No running water or dilapidated.....	8,525	22.7	Owner-occupied, <sup>1</sup> and vacant nonseasonal not dilapidated units, for sale only—Number reporting.....	14,475	...
Condition or plumbing facilities not reported.....	1,073	...	Total value or sale price..... dollars.....	98,165,700	...
No private bath or dilapidated.....	13,806	36.8	Average value..... dollars.....	6,782	...
<b>COLOR OF OCCUPANTS</b>					
Occupied dwelling units.....	36,451	100.0			
White.....	24,134	66.2			
Nonwhite.....	12,317	33.8			

<sup>1</sup>Restricted to 1-dwelling-unit properties.

Table 2.—CHARACTERISTICS OF HOUSING BY WARDS: 1950

Ward	All dwelling units by occupancy and tenure					All dwelling units by condition and plumbing facilities			Occupied dwelling units			Contract monthly rent <sup>1</sup>		Value <sup>2</sup> of one-dwelling-unit structures		
	Total	Owner occupied	Renter occupied	Vacant non-seasonal not dilap., for rent or sale	Other vacant and non-resident	Number reporting	No private bath or dilap.	No running water or dilap.	Total	Persons per room	Occupied by non-white	Number reporting	Average monthly rent (dollars)	Number reporting	Average value (dollars)	
TOTAL	38567	17620	18831	1293	823	37494	13806	8525	36451	36096	4053	12317	18761	31.07	14475	6782
1	2935	1758	944	172	61	2881	1266	904	2702	2689	307	834	970	34.73	1603	5076
2	2268	552	1547	69	100	2119	1365	974	2099	2076	425	1389	1517	22.01	399	3274
3	796	187	559	27	23	731	312	92	746	706	90	15	522	35.75	107	7280
4	1302	416	828	30	28	1243	798	508	1244	1222	267	888	814	20.31	312	3544
5	1896	778	1045	25	48	1850	951	615	1823	1813	309	1131	1016	20.85	646	3455
6	1964	521	1267	97	79	1905	902	422	1788	1749	260	521	1286	29.79	362	5200
7	6344	2125	3984	78	157	6126	4616	3147	6109	6059	1325	5749	3864	17.07	1615	3726
8	2869	1135	1569	118	47	2830	551	228	2704	2680	120	169	1566	43.48	791	8775
9	1265	710	505	37	13	1250	249	79	1215	1200	59	33	486	32.33	553	5587
10	1811	587	1009	199	16	1737	182	95	1596	1579	136	15	1179	33.71	449	5398
11	2374	1056	1207	70	41	2303	176	89	2263	2234	72	77	1235	40.66	949	6854
12	2267	1256	820	163	28	2218	574	350	2076	2061	246	866	918	30.47	1119	6012
13	2038	1223	753	48	14	2011	51	21	1976	1968	13	24	745	52.56	976	12202
14	1141	617	467	37	20	1118	90	24	1084	1078	18	23	463	46.07	446	11256
15	1217	651	529	26	11	1192	51	14	1180	1169	5	13	509	55.14	541	13969
16	1249	787	426	15	21	1230	29	6	1213	1207	4	5	405	53.62	658	10984
17	1390	960	363	26	41	1380	151	60	1323	1312	42	339	4758	66.2	862	7792
18	57	988	141	11	17	1147	24	16	1129	1122	9	4	130	56.16	958	8445
19	2284	1313	868	45	58	2223	1488	881	2181	2172	346	556	797	22.37	1129	3979

<sup>1</sup>For renter-occupied dwelling units and vacant nonseasonal not dilapidated units, for rent.<sup>2</sup>For owner-occupied dwelling units and vacant nonseasonal not dilapidated units, for sale only.

HOUSING—BLOCK STATISTICS

Table 3.—CHARACTERISTICS OF HOUSING FOR WARDS, BY BLOCKS: 1950

[Detailed statistics not shown for blocks containing fewer than 3 dwelling units, nor for dwelling units not allocated by blocks (designated by NR)]

Ward	Block	All dwelling units by occupancy and tenure					All dwelling units by condition and plumbing facilities			Occupied dwelling units			Contract monthly rent <sup>1</sup>		Value <sup>2</sup> of one-dwelling-unit structures		
		Total	Owner occupied	Renter occupied	Vacant non-seasonal not dilap., for rent or sale	Other vacant and non-resident	Number reporting	No private bath or dilap.	No running water or dilap.	Total	Persons per room		Occupied by non-white	Number reporting	Average monthly rent (dollars)	Number reporting	Average value (dollars)
											Number reporting	1.51 or more					
1	25	3	1	2		3	3	3	3	3	1	3	2		1		
	26	13	9	4		13	13	13	13	13	13	13	6	8.33	12		
	27	46	41	5		46	46	46	46	46	46	46	4	40.00	41	61.09	
	28	36	29	7		36	36	36	36	36	36	36	4	39.33	30	64.70	
	29	8	8			8	8	8	8	8	8	8	8	3	5	53.00	
	30	17	12	5		17	17	17	17	17	17	17	10	32.69	1	65.33	
	31	34	22	12		34	34	34	34	34	34	34	19	34.78	9	47.80	
	32	22	13	9		22	22	22	22	22	22	22	10	23.60	10	47.80	
	33	22	13	9		22	22	22	22	22	22	22	12	33.88	12	100.41	
	34	21	8	13		21	21	21	21	21	21	21	12	37.91	6	62.50	
	35	11	3	8		11	11	11	11	11	11	11	6	25.83	4	40.25	
	36	13	7	6		13	13	13	13	13	13	13	7	33.33	2	22	
	37	22	14	8		22	22	22	22	22	22	22	11	39.28	11	75.45	
	38	6	5	1		6	6	6	6	6	6	6	1	6	4	59.25	
	39	18	11	7		18	18	18	18	18	18	18	4	24.42	10	39.80	
	40	35	32	3		35	35	35	35	35	35	35	3	18.66	30	34.93	
	41	17	11	6		17	17	17	17	17	17	17	5	24.00	10	32.20	
	42	6	4	2		6	6	6	6	6	6	6	18	16.33	38	26.73	
	43	4	3	1		4	4	4	4	4	4	4	17	21.94	28	31.07	
	44	16	12	4		16	16	16	16	16	16	16	4	30.00	11	55.90	
	45	13	9	4		13	13	13	13	13	13	13	3	26.00	9	32.33	
	46	11	6	5		11	11	11	11	11	11	11	4	11.75	5	11.80	
	47	15	12	3		15	15	15	15	15	15	15	4	2	12	17.50	
	48	26	17	9		26	26	26	26	26	26	26	2	2	15	9.46	
	49	16	10	6		16	16	16	16	16	16	16	5	9.60	10	7.60	
	50	13	12	1		13	13	13	13	13	13	13	1	1	12	14.25	
	51	2	2			2	2	2	2	2	2	2	1	1	1	1	
	52	4	3	1		4	4	4	4	4	4	4	7	24.71	29	21.10	
	53	7	4	3		7	7	7	7	7	7	7	2	2	3	23.33	
	54	5	4	1		5	5	5	5	5	5	5	1	2	3	46.66	
	55	10	7	3		10	10	10	10	10	10	10	2	2	7	28.05	
	56	9	6	3		9	9	9	9	9	9	9	4	4	7	35.28	
	57	6	6			6	6	6	6	6	6	6	1	1	6	17.50	
	58	9	7	2		9	9	9	9	9	9	9	3	14.00	7	17.85	
	59	15	9	6		15	15	15	15	15	15	15	5	16.60	23	23.28	
	60	16	9	7		16	16	16	16	16	16	16	8	11.12	7	17.00	
	61	18	9	9		18	18	18	18	18	18	18	3	3	7	7	
	62	11	4	7		11	11	11	11	11	11	11	7	13.71	3	28.66	
	63	56	24	32		56	56	56	56	56	56	56	31	26.61	25	39.60	
	64	16	12	4		16	16	16	16	16	16	16	3	33.33	11	32.72	
	65	7	4	3		7	7	7	7	7	7	7	3	42.33	3	63.33	
	66	16	10	6		16	16	16	16	16	16	16	5	39.00	11	43.63	
	67	19	17	2		19	19	19	19	19	19	19	2	2	16	60.93	
	68	9	8	1		9	9	9	9	9	9	9	1	1	8	49.00	
	69	8	8			8	8	8	8	8	8	8	1	1	8	35.12	
	70	2	2			2	2	2	2	2	2	2	1	1	2	2	
	71	3	2	1		3	3	3	3	3	3	3	3	2	2	5	
	72	10	6	4		10	10	10	10	10	10	10	1	2	2	48.60	
	73	12	12			12	12	12	12	12	12	12	2	2	12	48.16	
	74	13	8	5		13	13	13	13	13	13	13	4	52.50	7	74.57	
	75	7	5	2		7	7	7	7	7	7	7	2	2	4	30.75	
	76	6	5	1		6	6	6	6	6	6	6	1	1	5	44.60	
	77	14	11	3		14	14	14	14	14	14	14	3	35.00	10	70.50	
	78	8	7	1		8	8	8	8	8	8	8	1	1	7	71.42	
	79	25	20	5		25	25	25	25	25	25	25	5	37.00	15	66.20	
	80	35	25	10		35	35	35	35	35	35	35	9	38.66	13	71.30	
	81	10	8	2		10	10	10	10	10	10	10	8	7.10	8	71.00	
	82	1	1			1	1	1	1	1	1	1	1	1	1	1	
	83	13	4	9		13	13	13	13	13	13	13	8	27.50	3	18.33	
	84	18	10	8		18	18	18	18	18	18	18	7	23.28	8	27.12	
	85	19	14	5		19	19	19	19	19	19	19	5	47.40	13	68.69	
	86	25	22	3		25	25	25	25	25	25	25	1	1	23	77.39	
	87	30	15	15		30	30	30	30	30	30	30	15	42.33	14	70.14	
	88	30	29	1		30	30	30	30	30	30	30	27	24.81	1	1	
	89	31	18	13		31	31	31	31	31	31	31	9	41.66	15	71.86	
	90	20	10	10		20	20	20	20	20	20	20	10	26.10	9	32.00	
	91	21	9	12		21	21	21	21	21	21	21	11	34.09	7	32.71	
	123	8	7	1		8	8	8	8	8	8	8	1	1	5	70.60	
	124	8	4	4		8	8	8	8	8	8	8	3	21.66	4	24.25	
	125	14	12	2		14	14	14	14	14	14	14	1	1	12	23.75	
	126	13	10	3		13	13	13	13	13	13	13	1	2	10	27.30	
	127	14	9	5		14	14	14	14	14	14	14	2	2	10	33.70	
	128	15	11	4		15	15	15	15	15	15	15	1	1	9	25.88	
	129	14	6	8		14	14	14	14	14	14	14	4	28.75	6	27.66	
	130	15	12	3		15	15	15	15	15	15	15	2	2	12	30.25	
	131	1	1			1	1	1	1	1	1	1	1	1	1	1	
	133	11	7	4		11	11	11	11	11	11	11	4	20.00	5	27.00	
	134	9	7	2		9	9	9	9	9	9	9	3	3	6	62.00	
	135	11	7	4		11	11	11	11	11	11	11	7	7	11	87.27	
	136	24	15	9		24	24	24	24	24	24	24	15	15	24	84.08	
	137	19	17	2		19	19	19	19	19	19	19	1	1	17	83.64	
	138	40	29	11		40	40	40	40	40	40	40	10	39.30	28	67.50	
	139	29	17	12		29	29	29	29	29	29	29	11	31.63	15	41.93	
	140	8	7	1		8	8	8	8	8	8	8	7	7	6	45.50	
	141	16	7	9		16	16	16	16	16	16	16	7	49.28	7	54.28	
	142	21	15	6		21	21	21	21	21	21	21	4	46.75	16	63.12	
	143	25	12	13		25	25	25	25	25	25	25	9	41.66	14	68.14	

<sup>1</sup>For renter - occupied dwelling units and vacant nonseasonal not dilapidated units, for rent.  
<sup>2</sup>For owner - occupied dwelling units and vacant nonseasonal not dilapidated units, for sale only.

Table 3.—CHARACTERISTICS OF HOUSING FOR WARDS, BY BLOCKS: 1950—Con.

Ward	Block	All dwelling units by occupancy and tenure					All dwelling units by condition and plumbing facilities			Occupied dwelling units			Contract monthly rent <sup>1</sup>		Value <sup>2</sup> of one-dwelling-unit structures	
		Total	Owner occupied	Renter occupied	Vacant non-seasonal not dilap., for rent or sale	Other vacant and non-resident	Number reporting	No private bath or dilap.	No running water or dilap.	Total	Persons per room		Number reporting	Average monthly rent (dollars)	Number reporting	Average value (dollars)
											Number reporting	1.51 or more				
1	144	10	9			1	10		9	9					8	7437
	145	23	18		1		23	3	22	22		5	23.00	15	6426	
	146	3	1				3	2	3	3					7	11,142
	147	10	5				10		7	7	1			2	11	6,090
	148	25	13				25	3	21	21			32.09	11	7	9,400
	149	31	12				31	3	28	27			27.64	10	10	6,729
	150	87	65				86	21	80	79	7	14	28.47	54	4	1,325
	151	6	4				6	6	6	6	1	6		1	7	4,500
	152	9	7				9	5	9	9	1	1		1	7	2,515
	153	19	15			1	19	18	18	18	4	17	14.66	13		
	154	14	9			2	14	14	11	11	2	12	16.33	6	6	1,533
	155	3	2				2	2	2	2	1	2		1	2	
	156	41	36			1	39	39	36	40	13	39	16.00	33	3	1,590
	157	27	11			1	26	26	26	26	7	23	15.40	12	12	2,066
	166	41	35			1	41	11	9	40	2	9	32.50	32	3	5,912
	167	32	22		1		32	13	10	27	5	21	31.66	21	21	6,690
	168	34	22		2		34	3	3	31	2	2	51.00	24	24	10,020
	169	39	22			2	39	3	3	37	5	7	52.14	27	27	7,925
	170	7	7				7	7	7	7	7	7		7	7	7,571
	171	15	9		6		15	2	15	15		6	55.83	7	7	8,185
	172	25	15		2		25		23	23		8	43.75	14	14	7,828
	173	28	23			1	28		27	27		3	45.00	22	22	7,950
	174	19	18			1	19		18	18				18	18	6,844
	175	40	17				40	27	18	40	10	23	22.22	10	10	3,500
	176	53	39			1	53	9	3	49	5	8	24.00	38	38	6,415
	177	42	35				42	1	1	39	1	1	44.33	38	38	6,360
	180	34	24				34		29	29		5	53.20	29	29	6,479
	181	29	20				29		26	25		6	50.00	23	23	6,673
	182	12	8				12		11	11	1		48.33	9	9	6,166
	183	5	3				5	3	2	4		2		2		
	184	5	4				5	3	1	5	3	5		1	4	4,625
	185	24	14		1		24	23	22	23	3	21	13.88	12	12	3,041
	186	12	7		1		12	12	11	11	5	9	16.25	5	5	2,700
	187	5	3				5	5	5	5		4		2	2	
	188	19	13				19	17	8	19	2	18	13.00	5	5	3,022
	189	7	6				7	7	3	7	2	7		1	1	2,883
	190	8	6				8	3	1	8	3	3		6	6	6,416
	191	30	24		2		30	29	25	28	9	24	39.50	24	24	2,608
	192	18	8		1		18	18	12	17	6	8	15.75	4	4	2,825
	193	16	7			2	16	16	16	14	6	7	17.57	7	7	2,157
	194	9	2		5	1	7	7	4	7	2	2	12.66	2	2	2,600
	195	17	4		1	1	16	15	9	15	4	3	16.66	3	3	3,785
	196	16	7		1	1	15	8	5	16	1	4	22.22	7	7	4,966
	197	9	6				9	5	1	9		3	24.33	6	6	3,500
	198	9	5				9	6	2	9		1		5	5	
	199	22	2				22	2	2	2		2		2	2	
	200	19	7		1		17	16	15	18	3	16	14.25	7	7	3,114
	201	3	3				3	3	3	3	2	3		3	3	2,666
	202	2					2									
	203	5	3		1	1	4	4	3	4	4	1		2	2	
	230	7	7				7	4	7	7	2	7		1	7	6,328
	231	4	3				4	6	2	4	4	4		1	1	1,966
	232	4	3				4	4	2	4	2	4		1	1	3,162
	233	13	10			2	13	7	5	10	7	7		2	2	
	234	7	4				7	7	5	7	1	7		2	2	
	235	60	25				59	55	40	58	17	49	17.02	20	20	2,605
	236	176	6		5	1	173	16	15	122	3	11	74.87	5	5	4,940
	237	105	43			3	104	90	83	102	1	90	16.01	28	28	3,353
	238	22	13				22	19	18	21	1	21	17.66	11	11	2,500
	239	28	20			1	28	27	26	28	6	24	18.36	6	6	1,266
	239	7	5				7	7	7	7	2	7	17.40	5	5	
2	1	5		5			5	5	5	5	3	3				
	2	35	6			1	32	29	27	34	11	27	9.47	5	5	1,960
	3	19					19	19	19	19	6	19	9.89			
	4	16					16	16	16	15	15	16	9.62			
	5	7			1		7	7	7	7	2	7	10.28			
	6	7					7	7	7	7	7	7	10.00			
	7	56	32			2	56	55	44	53	11	52	12.65	26	26	2,361
	8	102	50			2	102	97	97	97	22	95	11.19	47	47	2,776
	9	65	35			1	65	64	62	64	3	62	12.60	32	32	2,659
	10	36	1				36	36	34	36	10	35	12.80	1	1	
	11	31		28			30	29	28	28	9	26	12.43	1	1	
	12	23	10		3		23	16	3	21	2	11	25.81	9	9	2,844
	13	30	16		2		30	26	13	28	7	3	18.92	14	14	2,321
	14	21	14			1	21	12	5	20	9	9	23.50	13	13	3,538
	15	10		2			10	7	4	9	2	2		7	7	1,785
	16	4	2				4	4	2	4				2	2	
	17	1					1			1						
	18	95	53		4	3	95	95	88	88	21	87	13.32	49	49	1,520
	19	20	14			1	19	19	19	19	2	19	13.20	10	10	1,920
	20	5	1				4	2		5		3	27.66	1	1	
	21	8	6		1		8	8	6	7	1	6		2	2	
	22	1					1			1						
	23	55	36			1	53	34	10	54	5	7	18.21	31	31	2,590
	24	14	13				14	13	8	14	4	13	9.53	1	1	
	159	4	1				4	4	4	4	5	4		1	1	

<sup>1</sup>For renter-occupied dwelling units and vacant nonseasonal not dilapidated units, for rent.  
<sup>2</sup>For owner-occupied dwelling units and vacant nonseasonal not dilapidated units, for sale only.

HOUSING—BLOCK STATISTICS

Table 3.—CHARACTERISTICS OF HOUSING FOR WARDS, BY BLOCKS: 1950—Con.

Ward	Block	All dwelling units by occupancy and tenure					All dwelling units by condition and plumbing facilities			Occupied dwelling units			Contract monthly rent <sup>1</sup>		Value <sup>2</sup> of one-dwelling-unit structures			
		Total	Owner occupied	Renter occupied	Vacant non-seasonal not dilap., for rent or sale	Other vacant and non-resident	Number reporting	No private bath or dilap.	No running water or dilap.	Total	Persons per room		Number reporting	Average monthly rent (dollars)	Number reporting	Average value (dollars)		
											Number reporting	1.51 or more					Occupied by non-white	
2	162	9	1	6		3	9	9	6	6	4	6	5	4.80				
	163	3		3			1	3	3	3	1	3						
	166	8		8			3	3	8	7	1	8	1	3.16				
	257	15		12	2	1	15	15	12	12	3	12	4	7.75				
	258	4		4			4	4	4	5	1	5	4	5.25				
	265	5	1	4			4	4	5	1	1	2	3	5.66				
	267	19	12	7			18	18	16	15	2	15	15	2.53		1.8		
	268	15		15			12	12	12	13	1	13	12	3.41		1.475		
	269	13		13			12	12	12	13	1	13	12	6.83				
	270	20	8	11			18	18	17	19	4	18	6			3	1.500	
	272	145	2	142			144	2	2	144	144	15	143	140	19.47		1	
	273	155		153	2		153			153	152	17	150	155	18.37			
	274	21	8	13			21			21	21	2	21	11	11.09		6	3.250
	275	16	3	10			16	19	13	13	13	3	13	11	20.36		3	2.666
	319	27	7	19	3		26	13	20	26	25	2	24	18	14.66		5	3.200
	320	48	7	39			44	42	30	46	45	2	46	38	15.84		5	3.200
	321	32	10	21	1		32	30	16	31	31	9	31	20	11.95		7	2.171
	322	30	4	26			30	16	15	30	30	9	25	25	14.68		3	2.700
	323	10	2	6	1		10	7	4	8	8	1	5	7	28.42			
	325	2																
	326	19	2	16			17	8	5	18	18	9	16	16	23.12		2	
	327	17	8	9			15	7	4	17	17	5	13	9	32.55		6	3.133
	328	27	10	17			26	13	4	27	27	6	17	15	22.86		7	3.916
	329	26	10	16			26	21	14	26	26	8	16	16	17.31		6	3.914
	330	37	11	25			37	32	14	36	36	5	24	24	19.08		6	2.966
	331	21	8	12			21	17	10	20	20	9	18	12	15.58		3	3.333
	332	10	3	6			10	9	7	10	10	2	7	5	19.20		1	
	405	29	3	26			26	20	17	29	29	2	27	26	17.96		1	
	406	20	9	11			16	14	13	20	20	2	16	10	20.50		6	7.200
	407	32	3	29			31	24	20	32	32	6	24	29	20.06		2	
	408	40	3	31	3	3	38	23	10	34	34	9	21	34	23.05		3	4.833
	409	9	3	6			8	5	1	9	9		8	5	29.60		2	
	410	1																
	419	4	2				4			2	2							
	420	34	10	24			31	17	3	34	34	7	24	24	31.20		3	4.333
	421	9	3	5			8	7	3	8	8	3	5	5	36.00		2	
	422	39	10	27			37	28	13	37	37	9	27	27	24.70		4	3.875
	423	39	7	31	1		30	29	22	38	37	10	31	31	17.80		3	3.100
	424	24	6	17			23	18	18	23	23	1	21	17	18.41		3	3.333
	433	32	12	19			24	20	16	31	29	5	19	17	25.52		5	4.580
	434	28	6	18	2	2	24	13	9	24	24	3	19	19	31.52		1	
	435	61	9	46	2	4	50	37	9	55	53	12	47	47	36.48		2	
	436	30	8	16	5	1	22	4	2	24	24	3	6	6	36.83		2	
	437	32	9	20	2	1	31	13	5	29	29	4	21	21	50.66		5	10.400
	438	28		22	2	4	24	1		22	22	4	4	4	40.95		1	
445	25	3	11	1	10	25	1	1	14	14	2	12	12	41.83		1		
446	42	7	26			40	1	1	33	32	2	26	26	39.26		6	7.466	
447	54	9	33	7	5	45	17	6	42	40	9	34	34	37.29		6	9.500	
448	48	3	37	5	3	47	32	6	40	39	4	41	41	37.29		1		
449	55	6	37	6	6	40	32	22	43	42	10	41	41	33.58		1		
450	41	6	30	2	3	26	21	21	36	36	5	8	29	30.10		3	4.000	
545	18	1	16			17	10	5	17	16	1	15	15	48.80		2		
546	18	3	12	3		13	7	1	15	14	1	12	12	42.20		2		
549	13	2	9			11	2		11	11	2	9	9	42.37		2		
550	33	3	20	2	8	24	7		23	23	1	22	22	38.50		3	3.833	
550	3	1	6			7			7	7		6	6	36.16		1		
3	PART IN BLOCK AREA A																	
	544	9	2	7		8	5	3	9	7	1		5	27.20				
	547	5	2	2	1	5	7	1	4	4	1		3	48.33		1		
	548	7	1	6		7	1		7	5			4	55.75				
	551	4		4		4	2		4	4			4	26.25		1		
	557	2																
	557	2																
	559	1																
	570	24	2	17	1	4	23	14	11	19	19	2	7	17	24.52			
	571	2		2			5			4	4			1		1		
	726	2		2			5			4	4			1		1		
	727	13	2	9	2		12	7		11	11			9	27.33		1	
	728	13	2	9	2		13	9		11	11	2	5	9	43.66		1	
	729	3		3			3	3		3	3			3	91.66			
	730	7		7			6	3		7	7			6	38.50			
	731	2																
	750	3	2	1			3	1	1	3	3							
	751	3	2	1			1			3	1							
	752	1								3								
	753	1	2	1						3								
754	3	1	2			3	1		3	2								
755	1																	
758	4		4			4	2	1	4	4			3	41.66				
759	1																	
760	2								4	4								
761	9	1	7	1		8	3		8	8			8	48.12				
762	3		3			3			3	3			2					
3	PART IN BLOCK AREA B																	
	2	1																

<sup>1</sup>For renter - occupied dwelling units and vacant nonseasonal not dilapidated units, for rent.  
<sup>2</sup>For owner - occupied dwelling units and vacant nonseasonal not dilapidated units, for sale only.

Table 3.—CHARACTERISTICS OF HOUSING FOR WARDS, BY BLOCKS: 1950—Con.

Ward	Block	All dwelling units by occupancy and tenure				All dwelling units by condition and plumbing facilities			Occupied dwelling units			Contract monthly rent <sup>1</sup>		Value <sup>2</sup> of one-dwelling-unit structures		
		Total	Owner occupied	Renter occupied	Vacant non-seasonal not dilap., for rent or sale	Other vacant and non-resident	Number reporting	No private bath or dilap.	No running water or dilap.	Total	Persons per room		Number reporting	Average monthly rent (dollars)	Number reporting	Average value (dollars)
											Number reporting	1.51 or more				
3	4	5		5			5	4	5	5		5	23.40			
	5	4	3	1		4	4	4	4	4				2		
	6	12	1	10	1	12	10	1	11	11		10	38.10	3	20,000	
	7	9	3	4		2	9	6	7	7		4	40.75	1	3	
	8	16	7	8	1	2	12	7	6	15	12	9	48.11	3	17,333	
	9	11	2	7	2		8	2	2	9	9	6	41.16			
	93	26	4	19	1	2	23	15	4	23	22	8	36.26	3	13,333	
	94	44	4	38	2		43	12	9	42	41	4	35.21	1		
	95	26	1	21	3	1	20	14	5	22	20	5	35.20			
	96	14	1	13			14	8		14	14	1	46.84			
	97	15	3	12			11	6	3	15	10		42.88	2		
	98	13	3	10			8	2		13	8	1	25.71			
	100	1														
	103	27	2	25			26	19	13	27	25	2	27.20			
	104	21	2	18		1	19	14	8	20	20	2	32.05			
	105	4	3	1			4	1		4	3			1		
	106	33	14	19			32	6		33	31	3	34.06	9	6,055	
	107	37	12	24		1	33	15		36	33		38.71	8	7,512	
	108	44	11	30		2	42	13		41	41	3	39.27	8	4,887	
	208	30	11	19		1	28	12	2	30	28	2	34.00	9	4,888	
	209	40	9	29	1	1	40	9		38	38	3	31.58	6	4,983	
	210	11	2	9			11	2		11	11	1	31.44	2		
	211	50	7	40	1	2	46	21		47	45	10	36.35	3	6,333	
	212	33	11	19	1	2	32	13	7	30	30		27.83	7	4,242	
	213	1														
	215	66	12	49	3	2	60	44	13	61	61	1.5	28.08	6	4,500	
	216	32	16	15		1	30	7	1	31	31	1	42.33	11	6,727	
	220	8	6	1		1	8			7	7			6	3,800	
	221	26	12	13	1		25	2	2	25	25	2	42.46	8	5,800	
	222	4	2	2			4			4	4			2		
	4	224	4	2	2		4	1	1	4	4		1		1	
		225	15	4	10		14	9	8	14	14	2	7	20.18	1	
		226	16	11	4		1	14		15	14		4	34.75	9	5,444
		227	25	7	16		2	24	9		23	23	2	32.26	5	5,300
228		33	12	20		1	33	13	10	32	32	2	25.85	10	3,210	
229		29	5	23		1	29	19	11	28	28	5	23.22	4	3,450	
236		10	7	2		1	10	5	5	9	9			7	4,314	
237		24	14	9		1	23	7	1	23	23	2	40.42	10	3,710	
238		38	11	18		8	36	23	4	29	29	5	60.60	6	4,500	
239		27	8	17		2	27	10	1	25	25	4	27.72	7	4,157	
240		23	5	18			22	20	16	22	22	2	16.00			
244		23	9	13	1		22	13	3	22	22	4	28.15	7	4,357	
245		16	12	3		1	15	6	4	15	15	1	16.00	10	5,010	
246		19	10	8		1	19	3	1	18	18	2	35.87	8	3,937	
247		27	12	14	1		27	3		26	26	3	26.85	10	5,150	
265		24	5	17		2	21	12	11	22	21	3	16.23	5	4,200	
266		16	7	9			13	7	4	16	14		12.12	7	3,742	
267		23	15	7		1	22	2		22	22	2	28.57	12	4,641	
268		6	3	3			6	3	1	6	5			3	4,000	
273		26	13	11		2	25	16	14	24	23	4	18	11	3,283	
274		24	9	15			23	18	9	24	23	4	19	14	1,464	
275		19	8	11			17	13	11	19	19	5	19	11	1,490	
276		21	8	13			19	14	9	21	21	3	13	13	1,523	
297		51	17	31		3	44	37	28	48	46	11	44	30	1,613	
298		29	11	17		1	26	26	21	28	27	11	28	17	1,317	
299		42	13	29			42	34	28	42	41	4	39	28	1,032	
300		21	4	17			21	17	15	21	20	4	20	17	8.41	
301		10	2	8			10	5	1	10	10	3	10	8	2,787	
303		13		13			13	13	13	13	13	5	13			
304		18	2	16			16	15	14	18	17	4	15	15	1,000	
305		18	8	10			18	11	5	18	18	5	18	10	1,420	
306		39	6	33			39	35	30	39	39	12	37	33	8.69	
307		19	8	11			15	10	4	19	19	5	15	11	12.72	
308		23	3	20			19	15	12	23	23	4	21	20	14.55	
338	51	13	37		1	50	44	29	50	50	14	50	37	13.45		
339	65	11	47		7	65	39	27	58	57	13	58	51	20.27		
340	63	16	46		1	61	56	43	62	58	13	61	45	12.60		
341	54	11	43			52	44	31	54	53	16	53	42	25.83		
342	8	6	2			8	6	2	8	8	2	8	2			
343	3	1	2			2	2	2	3	3	2	3	2			
344	1															
345	24	12	12			24	21	5	24	24	5	22	12	21.41		
346	21	8	13			20	18	9	21	21	8	21	13	11.84		
347	24	9	15			24	21	8	24	24	7	23	14	12.42		
368	30	22	8			30	26	8	30	30	9	27	8	13.12		
369	38	5	31		2	36	15	11	36	35	8	35	31	32.67		
370	8	5	3			7	5	2	8	8	2	8	3	23.33		
371	14		14			14	14	13	14	14	7	14	14	12.57		
375	15		15			15	10	8	15	15	10	6	15	13.53		
376	47	5	33		9	44	7	3	38	38	14	38	42	26.50		
377	14	5	8		1	13	11	7	13	13	2	13	8	15.62		
420	1															
425	12	2	7		3	11	8	2	9	9	2	9	3	26.00		
426	1															
427	5	2	3			5	2	1	5	5	1	3	2			

<sup>1</sup>For renter-occupied dwelling units and vacant nonseasonal not dilapidated units, for rent.  
<sup>2</sup>For owner-occupied dwelling units and vacant nonseasonal not dilapidated units, for sale only.

HOUSING—BLOCK STATISTICS

Table 3.—CHARACTERISTICS OF HOUSING FOR WARDS, BY BLOCKS: 1950—Con.

Ward	Block	All dwelling units by occupancy and tenure					All dwelling units by condition and plumbing facilities			Occupied dwelling units			Contract monthly rent <sup>1</sup>		Value <sup>2</sup> of one-dwelling-unit structures						
		Total	Owner occupied	Renter occupied	Vacant non-seasonal not dilap., for rent or sale	Other vacant and non-resident	Number reporting	No private bath or dilap.	No running water or dilap.	Total	Persons per room	Occupied by non-white	Number reporting	Average monthly rent (dollars)	Number reporting	Average value (dollars)					
4	428	1																			
	431	2																			
	616	11	8	3		1	19	4	2	11	11	1	14	7	17	3	16.17	1	8	3,125	
5	257	32	13	19			31	10		32	32	3	1	19			32.15	9		5,111	
	258	24	11	12		1	24	9	6	23	23	1	7	12			34.66	11		4,000	
	259	29	9	15	2	3	17	10	5	24	22	5	13	14			21.50	5		4,000	
	260	20	4	16			20	12	6	20	20	4	7	16			12.18	2			
	261	20	11	9			20	4		20	20	2	3	8			27.75	9		6,288	
	262	27	13	13	1		26	12	6	26	25	2	10	12			14.83	10		3,890	
	263	13	5	7		1	13	3	3	12	11	1	7	7			16.71	5		3,600	
	264	24	7	17			24	6	3	24	24	5	10	17			19.29	7		4,971	
	277	24	12	10	2		23	7	1	22	22	3	10	12			22.75	11		4,236	
	278	24	7	14	1	2	24	15	13	21	21	2	17	14			16.00	7		4,114	
	279	25	10	14		1	25	13	9	24	24	7	22	13			17.38	10		2,960	
	280	23	7	14		1	23	14	1	21	21	5	16	14			17.71	5		4,000	
	281	26	17	7		2	26	14	3	24	24	5	23	7			12.14	17		3,264	
	282	23	6	17			23	12	3	23	23	2	15	14			17.57	6		3,716	
	283	20	13	5		2	20	7	2	18	18	1	10	5			27.20	12		5,103	
	284	16	9	6		1	16	1		15	15	1	6	6			30.00	8		5,250	
	289	10	6	4			10	3	2	10	10	3	3	3			25.00	4		4,950	
	290	21	6	12		3	19	8	4	18	17	2	9	10			22.30	5		3,800	
	291	28	5	22		1	28	23	20	27	27	2	25	22			13.54	3		3,333	
	292	16	7	9			15	9	7	16	16	2	9	9			27.11	5		3,400	
	293	18	5	12		1	17	12	11	17	17	5	15	12			17.75	5		4,700	
	294	28	6	21		1	28	24	20	27	27	2	27	20			11.35	4		3,250	
	295	17	11	5		1	17	10	8	16	16	4	13	6			25.50	11		3,118	
	296	17	3	13		1	16	14	13	16	16	7	14	13			17.23	2			
	309	34	12	21		1	32	26	21	33	33	6	33	19			11.05	9		1,911	
	310	40	5	34		1	40	37	33	39	39	1	39	34			16.26	3		1,900	
	311	41	9	30		2	41	11	9	39	39	1	37	31			28.35	6		3,183	
	312	21	11	9		1	21	9	6	20	20	1	15	8			20.37	7		3,928	
	313	22	6	15		1	22	12	7	21	21	2	12	16			21.75	5		2,500	
	314	20	12	8			20	11	7	20	20	6	9	7			12.71	10		2,650	
	315	17	5	12			17	6	1	17	17	1	5	11			27.72	5		4,700	
	316	11	4	7			11	2		11	11	1	7	7			22.57	3		5,000	
	323	14	8	6			14	2	2	14	14	1	6	6			32.00	8		4,875	
	324	3	1	2			3			3	3	1	1	1					1		
	325	23	9	13		1	22	9	7	22	21	3	8	12			25.75	8		3,062	
	326	22	16	6			22	11	8	22	22	4	14	6			33.00	13		2,030	
	327	16	7	9			16	9	8	16	16	4	14	9			13.11	7		2,457	
	328	28	14	11		3	27	20	18	25	25	3	23	10			10.20	14		2,735	
	329	12	9	3			12	11	10	12	12	3	12	3			12.66	8		2,287	
	330	2																			
	331	16	7	5		1	16	11	10	12	12	3	7	5			23.60	3		1,833	
332	20	11	8		3	20	12	11	19	19	5	16	8			16.75	8		2,325		
333	9	8	1		1	9	2	1	9	9	1	8	1					1		2,912	
334	18	11	7			17	5	2	18	18	3	18	7			18.00	8		5,687		
335	22	10	12			20	8	3	22	22	4	22	12			13.83	10		2,500		
336	55	20	35			51	26	16	55	55	10	51	34			13.44	17		3,317		
337	61	17	43		1	60	54	31	60	59	18	58	41			10.80	9		3,055		
348	23	14	9			22	13	2	23	23	9	22	8			24.00	13		2,223		
349	28	8	18		2	25	9	1	26	26	8	23	19			20.84	7		2,742		
350	28	7	21			27	23	3	28	27	1	27	20			17.45	5		2,800		
351	37	2	35			37	34	31	37	37	11	37	35			10.08	2				
352	34	12	22			34	25	15	34	34	9	34	22			19.77	11		1,872		
353	2																				
354	19	5	13		1	19	16	15	18	18	5	17	13			9.23	5		1,520		
355	12	6	4		2	12	9	8	10	10	10	10	4			16.00	6		1,633		
356	19	6	13			19	14	11	19	19	2	13	13			17.53	9		2,240		
361	15	9	5		1	15	5	2	14	14	1	14	9			34.44	5		3,444		
362	15	8	6		1	15	4	4	14	14	1	15	8			16.50	7		2,875		
363	19	7	12			19	14	12	19	19	1	17	12			14.50	8		2,142		
364	21	10	11			21	18	14	21	21	4	20	10			13.40	7		1,271		
365	16	11	5			16	11	10	16	16	8	15	5			13.00	11		2,454		
366	13	5	8			13	13	13	13	13	3	13	8			10.25	5		2,380		
367	36	19	15		2	35	29	22	34	34	7	33	15			19.06	17		2,170		
378	15	6	9			15	14	14	15	15	1	14	9			6.00	6		2,066		
379	17	9	8			17	8	5	17	17	2	17	9			28.00	9		3,522		
381	31	1	27		3	31	26	23	28	28	10	27	30			14.96	1				
383	8					8	7	7	8	8	1	8	8			11.50	1				
384	23	12	10		1	23	7	7	22	22	1	11	10			30.00	11		2,454		
385	14	9	5			14	1	1	14	14	1	11	5			42.00	9		4,411		
406	39	14	21		3	39	9	1	35	35	2	21	10			34.80	10		7,100		
407	28	11	15		2	25	6		26	26	2	1	14			54.21	5		5,700		
408	6					6			6	6											
409	13	9	4			13	1		13	13			1			52.50	4		5,875		
410	22	12	8		2	22	9		20	20	1	20	4			35.00	10		4,800		
411	12	6	6			12	6		12	12	2	6	6			39.75	4		2,800		
412	14					14			14	14	1</										

Table 3.—CHARACTERISTICS OF HOUSING FOR WARDS, BY BLOCKS: 1950—Con.

Ward	Block	All dwelling units by occupancy and tenure					All dwelling units by condition and plumbing facilities			Occupied dwelling units			Contract monthly rent <sup>1</sup>		Value <sup>2</sup> of one-dwelling-unit structures		
		Total	Owner occupied	Renter occupied	Vacant non-seasonal not dilap., for rent or sale	Other vacant and non-resident	Number reporting	No private bath or dilap.	No running water or dilap.	Total	Persons per room		Occupied by non-white	Number reporting	Average monthly rent (dollars)	Number reporting	Average value (dollars)
											Number reporting	1.51 or more					
5	418	21	7	14		21	6	5	21	21	1	9	14	19.85	6	3166	
	419	21	9	12		21	11	6	21	21	5	15	11	21.36	8	2712	
	432	17	11	5		16	4	8	16	16	4	6	5	19.20	9	2677	
	433	4	2	1		4	3	3	3	3	2	2	1		2		
	436	8	7		1	8	1	1	7	7	2	1			7	2157	
	437	13	10	3		13	3		13	13			3	60.00	10	3090	
	438	12	9	2		12	1		11	11			2		7	4100	
	439	18	9	9		17	4		18	18			6	43.00	5	4900	
	440	24		23		24	3		24	24	2		22	35.90	1		
	441	11	1	10		11	1		11	11			10	32.50	1		
	442	20	14	6		20	5		20	20			6	44.50	9	4933	
	443	16	8	7		16	5		15	15			7	41.00	4	7750	
	6	PART IN BLOCK AREA A															
308		22	3	13	1	5	18	12	6	16	13	5	4	11	25.09	2	
526		19	7	12			18	14	7	19	18	6	17	11	14.81	5	4800
529		15	1	14			14	11	6	15	14	6	14	13	22.07	1	
530		1															
533		16	1	15			16	15	12	16	16	6	15	14	12.35	1	
534		15	1	14			15	11	6	15	15	7	15	14	15.37	1	
537		6		6			6	6	4	6	6		6	6	9.66		
538		4		4			4	4		4	4	2	2	4	22.50		
543		12	1	6			11	10		11	7	4	1	11	34.36		
572		11	2	7	5	2	11	1		9	9		9	9	39.22		
573		38	3	31	4		38	31	6	34	32	9	28	29	26.37	1	
574		3	2	1			3	2	1	3	2		2	1		2	
575		23	4	19			22	19		23	20	6	23	19	15.15	2	
576		13		13			13	13	12	13	12	3	12	13	15.61		
577		8	2	6			8	6		8	6	1	8	3	14.66	2	
578		15	3	12			14	11	6	15	14	2	7	11	21.63	2	
580		1					1			1							
707		22	12	10			21	2		22	20		2	9	50.00	8	10000
708		27	7	17	2	1	27	11		24	24	1	18	18	48.27	1	
711		26		15	8	3	26	24	6	15	14	5	22	22	19.13		
714		12	3	9			12	3		12	12		9	9	38.22	1	
715		11		10			11	3		11	11		2	10	18.80	1	
716		8	1	5		2	8	3	1	8	6	1	8	4	44.00	1	
717		18	4	14			17	7	7	18	18	4	14	14	23.24	3	7000
718		11	1	9		1	11	10	5	10	10	3	10	9	16.33	1	
719		18	2	12	4		17	13		14	14	3	11	15	17.53	3	
720		4	1	2			4	2		3	3		1	3	43.33		
721		13	3	8			13	7		11	11	1	10	10	40.40		
722		19	1	13	5		19	13		14	14	3	16	16	42.68		
723		12	3	9			12	4	1	12	12		9	9	25.33	3	9000
724		5	1	3	1		5	1		4	4	1	4	4	53.75	1	
725		30	11	26	3		30	21	1	27	27	9	28	28	32.07		
765		6		4			6	2		6	6		4	4	26.25		
766		8		7			8	4		8	8	1	6	6	37.50		
767		17	6	10	1		17	4	2	16	16		11	11	53.00	3	16000
768		9	3	5		2	9	4		8	8		5	5	36.00		
769		16	2	10	2		16	3	3	12	12	1	12	12	37.83	1	
770		1					1			1							
771		7		7			7			7	7		7	7	69.28		
772		8	1	5	1	1	8	5	5	6	6	1	6	6	28.83		
773	30	2	24	3		30	4	2	26	26	2	26	26	41.73	2		
774	5	2	2		1	5	3		4	4	1	2	2		2		
775	7	4	2		1	7	1		6	6	1	4	4		3	13,333	
776	4		4			4	4		4	4		4	4	28.00			
777	5	1	4			5	5		5	5		4	4	17.50	1		
778	10	2	4	2	2	10	3	3	6	6	5	5	5	57.00	1		
779	9	2	6		1	9	8		8	8	6	6	6	50.83	1		
780	6	1	4			6	4		5	5	4	4	4	43.75			
781	7	4	3			7	3		7	7	2	2	2		2		
782	3	1	2			3			3	3		2	2				
783	8		8			8			8	8		8	8	38.25			
784	6	2	4			6			6	6		4	4	45.75	2		
6	PART IN BLOCK AREA B																
	10	18	7	9	2		18	2	1	16	16		9	49.88	4	7250	
	11	28	3	25			27	14	1	28	27	2	24	38.56			
	12	23	6	14	1	2	23	14	4	20	20	3	12	39.41	3	16,666	
	13	40	5	29	5	1	33	9		34	32	1	33	50.06	4	5750	
	14	19	3	14	2		19	4		17	15		13	49.85	1		
	15	22	3	13	5	1	22	17	7	16	16	3	18	35.83			
	16	46	16	27	1	2	46	34	29	43	42	5	28	159.28	13	2869	
	17	26	2	20	2	2	26	5	2	22	22	2	19	37.63	3	7500	
	18	10	4	6			10	1		10	10		8	46.66	2		
	86	14	5	7	1	1	14	4	2	12	12		8	37.12	5	5900	
	87	28	3	25			28	18	15	28	28	6	19	19.80	3	4833	
	88	27	9	15	1	2	27	6	2	24	24	1	13	38.33	7	4357	
	89	24	9	15			24	7		24	24	2	15	42.86	7	4071	
	90	23	6	17			23	8	1	23	23	3	16	38.86	4	3600	
	91	20	5	15			20	6	1	20	20	2	13	43.33	3	7000	
	92	38	6	26		2	37	20		32	32	3	25	46.33	2		
109	27	11	15	4		25	4	2	26	26	1	15	33.77	10	4050		
110	31	11	19	1		31	14	4	30	30	3	20	30.55	7	3600		

<sup>1</sup>For renter - occupied dwelling units and vacant nonseasonal not dilapidated units, for rent.  
<sup>2</sup>For owner - occupied dwelling units and vacant nonseasonal not dilapidated units, for sale only.

HOUSING—BLOCK STATISTICS

Table 3.—CHARACTERISTICS OF HOUSING FOR WARDS, BY BLOCKS: 1950—Con.

Ward	Block	All dwelling units by occupancy and tenure					All dwelling units by condition and plumbing facilities			Occupied dwelling units			Contract monthly rent <sup>1</sup>		Value <sup>2</sup> of one-dwelling-unit structures			
		Total	Owner occupied	Renter occupied	Vacant non-seasonal not dilap., for rent or sale	Other vacant and non-resident	Number reporting	No private bath or dilap.	No running water or dilap.	Total	Persons per room		Occupied by non-white	Number reporting	Average monthly rent (dollars)	Number reporting	Average value (dollars)	
											Number reporting	1.51 or more						
6	111	35	15	18		2	35	14	6	33	33	2	13	16	3 02.5	12	3 108	
	112	28	6	19	2	1	27	10	5	25	25	1	1	21	2 42.8	6	3 566	
	113	31	5	22	4		31	8	1	27	27			25	3 3.88	2		
	114	32	10	20	1	1	31	15	10	30	30		11	20	1 8.75	8	3 712	
	115	21	7	13		1	18	16	9	20	19		20	13	1 4.00	7	1 828	
	116	13	2	11			13	11	11	13	13		8	11	1 6.36	2		
	118	24	6	17	1		24	11	7	23	23		2	18	2 0.50	3	5 666	
	197	19	4	13	1	1	19	19		17	17		1	13	3 4.53	4	7 123	
	198	26	9	15	1	1	25	5		24	23		2	14	4 1.85	4	7 123	
	199	60	25	32	3		60	23	10	57	57		7	33	2 4.00	20	4 580	
	200	38	19	19			38	21	7	38	38		9	27	2 7.60	19	3 163	
	201	31	11	19	1		29	26	17	30	30	10	6	19	1 4.52	11	2 345	
	202	23	9	13		1	22	17	15	22	22		6	9	2 1.58	7	2 588	
	203	21	4	17			20	16	16	21	21		1	17	1 3.05	3	1 566	
	204	14	6	5	2	1	14	3	3	11	11		1	2	3 9.83	2		
	205	32	9	19	4		32	24	23	28	28		6	20	1 7.00	6	2 933	
	206	39	10	26	1	2	36	19	9	36	34		5	7	2 4.68	7	3 257	
	207	22	10	9	1	3	22	7	6	19	19		5	4	2 4.00	9	3 177	
	217	6	2	4			6	3	3	6	6			8	2 3.00	1		
	218	1																
	230	33	7	26			32	21	14	33	33		4	12	1 9.60	6	3 450	
	231	39	11	25		3	36	27	17	36	36		9	26	1 3.08	7	2 814	
	232	17	5	11		1	15	2	2	16	15		2	3	3 1.22	3	3 100	
	233	28	11	17			20	13	5	28	28		2	1	2 7.47	9	3 022	
	234	35	9	20		6	28	14	14	29	29		5	4	3 4.94	6	3 833	
	235	35	8	18		9	35	3	15	26	26		9	18	2 9.66	4	3 000	
	248	25	7	18			25	3	1	25	25		2	18	1 8.05	4	6 000	
	249	22	8	14			20	8	2	22	22		2	14	2 2.78	4	5 375	
	250	26	13	9		4	24	5	5	22	22		2	9	3 0.77	8	4 975	
	251	26	19	4		3	24	10	4	23	23		1	4	2 3.50	15	3 726	
	252	19	9	8	1	1	18	2		17	17		2	9	4 0.00	7	3 828	
	253	20	9	10		1	20	3		19	19		2	10	2 2.90	7	5 357	
	254	29	15	12	2		29	10	2	27	27		3	4	3 1.71	12	4 550	
	7	158	244	133	101	1	9	236	175	125	234	233	63	234	90	18.44	116	2 414
		240	213	138	69	3	3	203	70	50	207	206	31	168	69	23.86	129	4 260
242		23	12	11			21	12	3	23	23		2	11	13.45	9	4 333	
243		28	24	4			27	13	5	28	27		5	3	10.66	23	2 747	
244		38	24	13	1		35	28	16	37	37		8	13	1 7.76	17	3 117	
245		13	10	3			13	12	7	13	13		4	13	1 3.33	8	2 662	
246		10	8	2			10	10	9	10	10		2	10	2 3.38	6	2 583	
247		20	7	13			19	19	14	20	20		2	13	1 2.38	7	2 166	
248		16	12	4			16	15	7	16	16		3	3	1 6.66	3	2 471	
249		29	5	23	1		27	26	23	28	28		7	28	1 02.00	3	2 400	
251		70	7	60		3	70	68	51	67	67	24	67	59	15.35	5	2 760	
252		12	11	1			11	6	9	12	12		1	11	5 5.00			
254		8		8			8	6	9	8	8		3	8	2 6.00			
255		9	1	8			9	9	5	9	9		7	9	2 0.00	1		
277		15	6	9			14	13	9	15	15		1	15	1 7.66	5	3 280	
278		17	1	17			17	7	7	17	17		1	17	2 7.29			
279		22	5	14			22	21	20	22	22		1	13	12.00	1		
280		22	5	14			22	21	20	22	22		1	11	10.81			
281		139	29	107		3	137	128	123	136	135	34	135	101	13.29	24	2 675	
281		86	24	55	4	3	84	75	54	79	79	16	78	57	17.38	16	3 625	
282		24	5	19			24	21	20	24	24		6	33	1 82.1	3	4 500	
283		32	10	21			31	23	12	32	32		4	16	1 63.1	6	3 750	
284		31	21	10			31	24	12	31	31		9	31	1 7.71	6	4 166	
285		50	21	29			48	42	22	50	50		10	29	1 3.34	20	3 140	
286		23	13	5			23	16	7	23	23		6	4	2 0.75	14	3 345	
287		29	9	21			29	29	12	29	29		9	21	1 3.95	3	3 000	
288		29	10	15	2	2	26	26	12	25	25		2	17	1 6.88	7	2 242	
289		19	15	4			18	14	9	19	19		4	19	1 9.00	12	1 900	
290		9	8	1			9	8	3	9	9		2	9	2 2.57	7	2 257	
291		14	11	3			14	9	5	14	14		1	14	1 3.66	11	2 645	
292		19	11	6	2		19	6	4	17	16		1	17	2 0.28	11	3 045	
293		18	10	8			18	8	1	18	18		2	18	2 5.00	9	3 144	
294		18	6	12			17	13	8	18	17		3	18	1 4.30	4	2 825	
295		20	12	7	1		19	16	9	19	19		5	8	1 0.25	6	1 866	
296		43	23	17	3		42	22	13	40	40		6	39	1 1.63	17	3 117	
297		27	11	16			25	19	12	27	25		4	14	1 1.71	7	1 728	
298		18	12	6			18	9	3	18	18		3	18	1 7.16	11	2 436	
299		22	5	17			20	17	4	22	22		7	17	1 2.64	4	1 925	
300		39	8	31			39	38	22	39	39		6	30	1 4.00	8	2 462	
301		42	21	21			42	35	16	42	42		1	42	1 8.42	13	3 076	
302	33	17	16			31	27	15	33	33		9	33	1 63.1	10	2 920		
303	28	14	14			28	23	15	28	28		8	27	1 2.57	10	2 260		
304	31	9	22			31	24	11	31	31		2	31	1 7.68	5	3 320		
305	31	12	19			31	27	12	30	30		3	29	1 5.00	9	3 888		
306	30	14	16	1	2	27	25	25	27	27		3	14	1 5.14	9	2 666		
307	45	10	39			43	41	34	42	42		10	42	1 7.67	7			
310	13	10	3	1	1	12	12	11	12	12		4	2	2	2	1 771		
311	12	5	7			12	11	7	12	12		4	4	1 02.5	3	1 600		
312	21	1	20			21	20	4	21	21		5	7	1 0.00				
313	4	2				4	4		4	4			2			1		
314	32	9	22	1		31	30	29	31	31		13	23	1 5.82	5	1 960		

<sup>1</sup>For renter - occupied dwelling units and vacant nonseasonal not dilapidated units, for rent.  
<sup>2</sup>For owner - occupied dwelling units and vacant nonseasonal not dilapidated units, for sale only.



Table 3.—CHARACTERISTICS OF HOUSING FOR WARDS, BY BLOCKS: 1950—Con.

Ward	Block	All dwelling units by occupancy and tenure					All dwelling units by condition and plumbing facilities			Occupied dwelling units			Contract monthly rent <sup>1</sup>		Value <sup>2</sup> of one-dwelling-unit structures		
		Total	Owner occupied	Renter occupied	Vacant non-seasonal not dilap., for rent or sale	Other vacant and non-resident	Number reporting	No private bath or dilap.	No running water or dilap.	Total	Persons per room		Occupied by non-white	Number reporting	Average monthly rent (dollars)	Number reporting	Average value (dollars)
											Number reporting	1.51 or more					
7	315	38	6	32					38	38	16	38	32	15.84	4	2750	
	316	19	4	15				19	16	2	19	15	16.80	2			
	317	20	3	17				20	20	4	20	17	13.23	1			
	318	22	5	15	1	1		22	19	8	20	16	11.93	4	4125		
	333	20	6	14				19	13	7	20	13	14.92	2			
	334	22	8	13	1	1		19	16	10	21	11	15.09	5	3100		
	335	50	6	41	1	2		48	43	18	47	18	14.46	5	3340		
	336	30	6	24				29	23	3	29	21	11.85	3	3333		
	337	60	17	40		3		60	39	19	57	38	20.28	12	2325		
	338	24	3	21				24	23	8	24	20	13.90	2			
	339	19	6	13				19	19	7	19	13	12.23	6	1950		
	340	16	11	5				16	16	10	16	10	16.00	11	1490		
	345	38	10	25		3		38	34	5	35	32	16.36	9	3900		
	346	18	9	9				18	12	2	18	18	15.12	6	4250		
	347	34	3	29	1	1		34	33	10	32	32	17.30	1			
	348	24	8	13		3		23	19	5	21	21	18.07	6	4583		
	349	34	12	22				32	28	11	34	34	14.00	10	3550		
	350	44	13	30	1			42	33	11	41	41	12.70	8	2837		
	351	30	6	23		1		29	26	9	29	23	16.13	3	3416		
	352	26	11	14		1		26	15	3	25	24	17.07	6	5000		
	353	48	11	35	1	1		46	43	6	46	35	13.05	7	3685		
	354	34	12	20	1	1		32	29	2	32	20	16.50	8	3125		
	355	1															
	356	24	13	11				24	12	1	24	23	22.18	13	5538		
	357	32	15	17				32	21	1	32	32	16.64	12	3983		
	358	19	7	11	1			19	13	4	18	17	15.75	6	2600		
	359	18	14	4				18	8	4	18	17	14.00	14	3678		
	360	10	8	2				10	4	2	10	10	4.687	8	4687		
	361	13	9	4				13	13	2	13	13	32.50	9	6222		
	362	14	10	4				14	7	3	14	14	18.75	10	4650		
	363	43	24	18	1			41	20	9	42	42	15.11	22	3281		
	364	34	26	8				34	29	4	34	34	19.50	25	3280		
	365	6	4	1	1			6	6	2	6	5	19.66	3	1966		
	366	42	38	3	1			35	35	1	41	41	39.33	39	4230		
	367	18	16	2				13	13	3	18	17	4.775	16	4775		
	368	10	9	1				10	10	1	10	8	5.911	8	5911		
	370	14	11	1	1			12	9	2	13	9	43.33	9	5200		
	371	9	7	2				9	1	4	9	4	5.716	6	5716		
	372	14	11	3				12	1	2	14	4	3.222	9	3222		
	373	85	50	32	3			79	14	9	82	63	26.22	43	4913		
	374	104	50	53	1			103	64	36	103	101	16.17	33	3990		
	375	51		49	2			51	49	2	49	49	27.86	51	2786		
	376	29		29				29	29	1	29	29	21.56	29	2156		
	377	21		14	1			21	16	5	21	19	17.667	12	17667		
	378	19		10	3			19	18	1	19	18	13.00	4	4400		
	379	18		12	2			18	11	7	18	18	18.33	12	4983		
	380	28	16	9	1			26	22	4	28	28	20.00	7	17642		
	381	51	26	22				50	42	8	50	50	20.00	12	17642		
	382	37	10	26		1		37	37	6	36	36	15.18	6	9683		
	383	75	26	47	2			71	57	14	73	72	15.27	19	4515		
	384	42	13	28		1		42	38	3	41	41	12.00	10	2160		
	385	32	13	19	1	1		34	29	5	34	34	20.86	11	3145		
	386	54	4	40	1			52	50	2	49	49	15.43	11	2875		
	387	47	13	32	2			47	47	19	45	45	11.43	13	3423		
	388	40	7	32				39	35	8	39	39	13.41	4	2825		
	389	28	4	23		1		28	28	5	27	27	15.86	4	4625		
	390	39	14	27		3		34	33	1	35	35	16.33	4	3075		
	391	44	14	29	1			43	42	9	43	43	17.90	10	2530		
	392	38	10	28				36	34	2	38	38	16.21	6	10583		
	393	32	12	17		3		28	26	5	29	29	18.75	7	4585		
	394	40	8	29	2	1		37	37	2	37	37	19.20	5	4300		
	395	41	5	36				41	41	11	41	41	14.13	5	2600		
	396	32	8	24				32	23	3	32	32	13.47	5	3500		
	397	35	11	23		1		34	23	8	34	34	17.81	9	4522		
	398	31	2	28		1		30	27	4	29	29	17.03	1			
	399	10		10				10	10	5	10	10	15.60	4			
	400	36	6	27	1	2		36	28	2	33	33	14.53	4	3625		
	401	14	1	13				14	14	1	14	14	20.41				
	402	25	1	24				22	19	3	25	25	16.77	1			
	403	25		24	1			25	18	7	24	23	19.83				
	404	68	12	52	2			67	63	18	64	64	16.52	5	3460		
	426	86	15	54		17		85	77	40	79	79	16.52	3	5062		
	427	39	5	30		4		39	33	2	35	35	18.30		2666		
	428	25	2	23				24	22	10	24	24	11.42	1			
	429	24		22				24	23	1	24	24	11.35				
	430	60	5	52		2		54	48	15	57	57	12.30	5	5800		
	431	31	2	28				31	31	3	31	31	18.18				
	432	170	13	141		16		155	133	13	144	144	15.05	11	2542		
	451	29	3	21				26	23	3	28	28	19.38				
	452	15	2	10				14	14	2	12	12	12.60	2			
	453	10		10				8	8	3	10	9	12.75				
	454	41		40				38	36	40	40	37	22.41				
	455	6	1	4		1		6	5	5	6	5	12.00				
	456	33	4	28		2		31	30	2	33	33	14.92	3	3500		
	457	35	7	28				35	32	9	35	35	14.50	4	3350		
	458	32	12	20				32	26	7	32	32	15.45	7	3000		
	459	25		25				24	19	11	25	25	17.28				

<sup>1</sup>For renter - occupied dwelling units and vacant nonseasonal not dilapidated units, for rent.  
<sup>2</sup>For owner - occupied dwelling units and vacant nonseasonal not dilapidated units, for sale only.

HOUSING—BLOCK STATISTICS

Table 3.—CHARACTERISTICS OF HOUSING FOR WARDS, BY BLOCKS: 1950—Con.

Ward	Block	All dwelling units by occupancy and tenure					All dwelling units by condition and plumbing facilities			Occupied dwelling units			Contract monthly rent <sup>1</sup>		Value <sup>2</sup> of one-dwelling-unit structures		
		Total	Owner occupied	Renter occupied	Vacant non-seasonal not dilap., for rent or sale	Other vacant and non-resident	Number reporting	No private bath or dilap.	No running water or dilap.	Total	Persons per room	Occupied by non-white	Number reporting	Average monthly rent (dollars)	Number reporting	Average value (dollars)	
										Number reporting	1.51 or more						
7	460	17	5	11	1	17	16	12	16	16	6	16	9	10.11	5	3,760	
	461	11	5	3		10	5	2	8	8	2	8	3	14.66	3	3,433	
	462	30	24	3		30	27	21	30	29	7	30	24	12.79	5	2,940	
	463	48	16	32		47	34	20	48	47	14	45	31	22.64	13	2,753	
	464	23	9	14		22	20	11	23	23	4	20	14	6.557	7	2,857	
	465	21	19	2		19	10	1	21	21	1	20	12		15	2,800	
	466	24	10	13		23	19	5	23	23	3	23	13	18.69	9	3,155	
	467	19	12	6		18	10	5	18	17	4	18	6	12.33	11	3,190	
	468	36	14	21		35	23	10	35	35	3	35	21	12.09	12	4,233	
	469	46	16	30		41	26	10	46	45	11	45	30	17.20	12	3,308	
	470	9	4	4		9	4	4	8	8			4	40.75	4	5,625	
	471	30	21	7	2	30	2	2	28	28	3		8	40.37	20	5,625	
	472	10	7	2		10	2	2	9	8			2		7	7,000	
	473	47	21	24		46	31	22	45	43	2	45	24	15.33	14	4,128	
	474	23	14	9		23	11	1	23	23	3	22	9	16.77	12	3,666	
	475	28	15	12	1	28	15	5	27	27	4	27	8	15.37	14	3,592	
	476	20	11	9		17	6	1	20	20	4	19	8	14.37	9	5,777	
	477	18	5	13		18	16	4	18	18	3	18	12	15.00	5	4,300	
	478	11	1	10		10	9	7	11	11	2	10	10	17.20	1		
	479	65	19	44		55	45	39	63	60	16	54	41	16.82	12	3,108	
	480	39	7	32		39	33	24	39	39	6	35	31	13.45	4	2,000	
	481	18	7	11		17	10	8	18	17	5	15	11	11.81	4	3,000	
	482	22	9	13		22	16	8	22	22	5	21	12	10.33	4	3,500	
	483	30	7	23		30	28	24	30	30	8	29	23	12.52	4	3,375	
	484	29	13	16		29	28	22	29	29	11	28	16	11.93	12	2,608	
	485	23	5	18		19	19	13	23	22	4	16	16	16.00			
	486	23	2	21		23	21	20	23	23	6	23	21	16.38	1		
	487	15	3	12		15	13	10	15	15	2	15	12	18.50			
	489	4	1	3		4	3	1	4	4		3	3	29.00	1		
	490	31	9	13	5	29	17	9	22	22	4	22	16	23.87	4	7,125	
	491	39	10	27		33	28	28	37	34	11	37	24	19.54	3	4,833	
	492	53	9	43		53	52	31	52	52	18	48	41	19.36	4	5,750	
	493	53	4	49		53	42	33	53	53	10	50	48	16.87			
	494	22	4	18		22	22	20	22	22	2	22	18	11.66	3	2,333	
	495	34	9	25		33	31	30	34	33	6	31	24	17.66	6	2,666	
	496	5		5		5			5	5			5	94.80			
	498	50	13	37		50	44	34	50	49	13	50	35	11.54	9	2,955	
	499	30	8	21		30	25	17	29	29	9	29	18	13.83	6	2,733	
	500	54	14	39		53	44	30	53	52	8	53	38	14.84	12	3,175	
	501	33	6	27	1	33	29	24	33	33	10	33	27	12.03	3	1,900	
	502	33	8	25		33	28	24	33	33	9	33	25	12.96	6	4,850	
	503	31	7	26		30	26	23	31	29	11	31	24	15.00	5	2,560	
	504	26	5	18		25	21	15	25	25	6	25	18	12.27	7	2,942	
	505	42	16	25	1	40	19	12	41	39	6	24	22	32.00	12	5,541	
	506	35	9	25		35	13	6	34	34	3	5	26	31.34	6	6,516	
	507	22	11	9	2	22	3	1	20	20		9	9	49.77	6	9,083	
521	21	12	9		21	12	9	21	21	4	21	9	26.11	9	3,055		
522	37	8	27		35	25	17	35	33	6	31	27	22.62	4	4,500		
527	17	4	13	1	17	17	15	17	17	3	17	13	10.84	3	2,500		
528	18	3	15		17	15	13	18	18	3	18	15	58.33	1			
531	15	4	11		15	14	11	15	15	3	14	9	15.11	1			
532	9	2	7		9	7	7	9	9	1	8	7	15.28	2			
535	1																
539	14	3	10	1	14			13	13		3	10	25.00	2			
540	14	1	13		12	11	11	14	13	1	12	13	34.61				
586	76	32	40	3	73	51	41	72	72	7	72	40	13.77	22	3,018		
587	43	6	33		42	37	34	39	38	10	37	31	11.03	3	2,500		
588	52	21	27	4	52	22	19	48	48	6	22	31	23.12	14	6,264		
927	2																
928	22	2	18		22	22	17	20	20	7	20	17	16.23				
929	34	12	21		29	28	26	33	33	11	33	19	7.10	6	1,066		
932	11	1	9		10	10	9	10	10	2	10	8	10.25	1			
8	PART IN BLOCK AREA A																
	165	54	15	38	1	54	1		53	53		2	37	49.27	6	11,000	
	309	53	13	36	3	53	1		49	49	3	38	56.60	8	9,937		
	582	59	25	32	2	58	9		57	57	1	31	32.83	18	11,111		
	583	26	14	10	2	26	6		24	24		12	39.00	9	13,833		
	584	104	37	61	5	104	31	1	98	98	5	55	39.07	20	7,230		
	585	76	27	44	3	76	13	1	71	71	1	45	51.00	17	12,500		
	700	29	16	12	2	29	5		28	26		13	101.53	13	12,384		
	701	61	24	35	1	61	5		59	59	3	32	34.18	17	5,794		
	702	11	7	3	1	11	2		10	10		4	28.25	6	6,666		
	703	12	7	5		12			12	12	2	4	41.25	6	5,333		
	704	17	8	8	1	17	4		16	16		9	44.44	6	8,616		
	705	76	28	47	1	76	16	1	75	75	4	42	37.35	21	6,176		
	706	31	9	22		31			31	31	3	19	42.05	3	14,333		
	785	47	15	28	1	47	5	2	43	42	2	27	37.74	12	11,833		
	786	43	11	30	1	39	8	5	41	39	1	22	57.92	1			
	787	60	17	36	1	60	22	14	53	53	8	35	43.57	9	5,833		
	788	16	7	9		16	11	9	16	15	3	14	17.88	7	2,371		
	789	50	16	31	2	49	13	7	47	47	1	31	33.16	11	6,954		
	790	32	11	17	3	32	3	2	28	24		20	40.30	8	7,750		
	791	43	16	27		43	5		43	43	3	27	37.00	10	12,400		
	792	96	29	63	2	96	16		92	92	4	64	44.09	17	11,482		
	793	72	23	46	1	72	18		69	69	3	44	49.18	13	14,653		

<sup>1</sup>For renter - occupied dwelling units and vacant nonseasonal not dilapidated units, for rent.  
<sup>2</sup>For owner - occupied dwelling units and vacant nonseasonal not dilapidated units, for sale only.

Table 3.—CHARACTERISTICS OF HOUSING FOR WARDS, BY BLOCKS: 1950—Con.

Ward	Block	All dwelling units by occupancy and tenure					All dwelling units by condition and plumbing facilities			Occupied dwelling units			Contract monthly rent <sup>1</sup>		Value <sup>2</sup> of one-dwelling-unit structures		
		Total	Owner occupied	Renter occupied	Vacant non-seasonal not dilap., for rent or sale	Other vacant and non-resident	Number reporting	No private bath or dilap.	No running water or dilap.	Total	Persons per room		Number reporting	Average monthly rent (dollars)	Number reporting	Average value (dollars)	
											Number reporting	1.51 or more					Occupied by non-white
8	794	59	26	30	3	59	1		56	56	1		32	44.50	21	10,523	
	795	13	4	7	2	13	2		11	11		7	38.00	2			
8	PART IN BLOCK AREA B																
	19	36	11	24		36	5		35	35	3	1	22	42.63	5	9,300	
	20	54	6	48		52	3		54	52	2		45	50.82	5		
	21	6	6			6			6	6					5	27,000	
	22	25	3	19	3	25	1	1	22	22			21	91.71	3	25,333	
	23	72	2	57	12	71	1		59	59	1		68	74.04	3		
	24	10	2	7		10			9	9			7	56.85	2		
	25	29	21	7		29	2	2	28	28		1	4	46.50	18	18,861	
	26	35	17	18		35	5		35	35	1		16	51.12	10	15,800	
	77	19	11	8		18			19	19			8	53.75	8	15,375	
	78	17	10	6	1	17	3	1	16	16	2		6	60.00	6	10,833	
	79	18	7	10	1	18	4		17	17			10	49.00	6	12,250	
	80	23	11	11	1	22	3		22	22	3		12	39.83	6	10,583	
	81	50	18	30	2	47	4	3	48	48	3		32	40.81	12	11,083	
	82	37	6	16	15	36	2	2	22	22			31	48.41	5	9,200	
	83	18	9	9		18	3		18	18			8	52.25	7	10,857	
	84	31	10	17	4	31	9		27	27			17	39.00	6	9,500	
	85	39	17	21	1	39	12		38	38	2		22	36.86	9	10,722	
	119	36	10	21	3	36	4		31	31			21	33.57	4	6,200	
	120	23	10	12	1	23	2		22	22	2		13	39.07	8	4,937	
	121	3	2	1		3			3	3			1		1		
	122	9	3	5		9			8	8			4	77.50	2		
	123	2				2											
	124	35	21	13		34	4	4	34	34		1	11	42.72	17	9,352	
	125	27	13	12	1	26	2	1	25	24			11	47.09	11	11,409	
	126	24	13	11		24			24	24			11	44.36	10	11,900	
	127	24	9	14	1	23			23	23			15	53.53	8	11,250	
	128	28	10	16		28		2	26	26			15	57.13	5	10,200	
	177	27	10	16	1	27		5	26	26		1	17	43.64	9	8,166	
	178	44	19	25		44	20	14	44	44	4	26	23	201.7	18	4,533	
	179	51	17	32	2	50	32	28	49	49	7	39	32	18.62	10	3,300	
	180	16	8	5	3	16			13	13	1		8	38.87	6	4,283	
	181	22	9	12	1	22	10	2	21	21	3	6	12	29.66	6	4,350	
	182	37	16	21		37	13	13	37	37	1	8	20	25.00	13	7,092	
	183	13	7	3	1	13			12	12			3	50.00	9	6,944	
	184	14	9	5	1	14	5	5	12	12			6	46.66	6	4,550	
	185	24	13	10	1	24	5	5	23	23	1		11	40.27	9	4,533	
	186	22	10	11	1	21	4	3	21	21	3		9	33.66	9	4,055	
	187	24	11	11	2	23	9		22	22			12	40.08	8	6,187	
	188	74	31	41	1	73	14	9	72	72	4	19	36	37.47	26	8,211	
	189	17	7	9		17	8	8	16	16			8	19.87	7	4,428	
	190	20	12	8		19	4	4	20	20	2		7	32.42	10	4,870	
	191	21	10	11		21	8	4	21	20		4	9	28.44	6	4,916	
	192	18	16	2		18			17	17	1		2		14	7,107	
	193	27	10	10	4	27	6	1	20	18			12	35.08	6	8,000	
	195	41	19	21	1	40	6	1	40	39	2		18	59.16	12	6,400	
	196	28	15	13		26	1		28	28			13	39.15	11	8,000	
	255	27	17	9	1	25	7	2	26	24	3		9	34.88	10	5,050	
	256	15	6	8	1	15	1		14	14	1		9	39.00	4	5,175	
	285	33	21	12		33	4		33	32	1		12	38.58	12	5,941	
	286	33	16	15	2	31	7	1	31	31	1		16	39.56	8	5,100	
	287	25	11	14		25	7	1	25	24	1	1	12	27.25	9	4,888	
	288	33	13	19	1	33	13		32	31	2		19	36.63	9	5,388	
	317	18	6	12		18	8	6	18	18	1		11	27.63	5	11,400	
	318	30	12	16		30	10	9	28	28			16	36.68	10	4,470	
	319	50	18	25	3	48	19	13	43	43	3		28	45.57	10	10,570	
	320	19	11	7	1	18	13		18	18	1		6	26.00	5	5,200	
	321	19	10	8	1	19	6	5	18	18		4	8	38.62	6	6,166	
	322	17	10	5	2	17	9	8	15	15	2	1	7	21.00	9	7,611	
	357	6	1	4		5	5		5	5	1		4	18.25	1		
	358	49	20	26	1	46	18	15	46	46	4		24	31.50	17	5,617	
	359	24	16	7	1	22	4	4	23	22	1		7	27.14	16	6,031	
	360	17	9	8		17	4	4	17	17		2	7	35.42	8	8,125	
	386	21	15	4	2	21	2		19	19			6	37.50	11	7,409	
	387	23	10	13		23	4	2	23	23			10	38.30	8	6,250	
9	1	22	14	7	1	22			21	21	1		7	29.28	13	4,400	
	388	10	4	6		10	2		10	10		1	4	43.75	3	5,333	
	389	1				1			1	1							
	400	2	16	6	1	23	2		22	22			3	49.16	14	6,435	
	401	18	15	3		18			18	18			6	40.00	15	6,966	
	402	18	15	7	1	19	2		18	18			7	43.28	8	6,187	
	403	21	15	5	1	21	6		20	20	1		5	43.20	12	8,125	
	404	21	14	8		23			22	22	1		8	39.87	11	6,763	
	405	20	14	5	1	20			19	19			5	61.20	12	10,291	
	444	26	16	7	3	26	16		23	23	1		9	35.33	3	10,500	
	445	19	8	10		19	4		18	18	2		10	34.00	5	5,600	
	446	10	9	1		10			10	10	1			9	6.88	9	6,888
	559	12	6	4		11	2	2	10	10	1		3	38.33	6	6,166	
	560	4	2	2		4	2		4	4				2		2	
561	12	10	1		12	2		11	11				1		10	7,700	
562	18	15	3		16	2		18	16				2		12	5,808	

<sup>1</sup>For renter - occupied dwelling units and vacant nonseasonal not dilapidated units, for rent.  
<sup>2</sup>For owner - occupied dwelling units and vacant nonseasonal not dilapidated units, for sale only.

HOUSING—BLOCK STATISTICS

Table 3.—CHARACTERISTICS OF HOUSING FOR WARDS, BY BLOCKS: 1950—Con.

Ward	Block	All dwelling units by occupancy and tenure					All dwelling units by condition and plumbing facilities			Occupied dwelling units				Contract monthly rent <sup>1</sup>		Value <sup>2</sup> of one-dwelling-unit structures	
		Total	Owner occupied	Renter occupied	Vacant non-seasonal not dilap., for rent or sale	Other vacant and non-resident	Number reporting	No private bath or dilap.	No running water or dilap.	Total	Persons per room		Occupied by non-white	Number reporting	Average monthly rent (dollars)	Number reporting	Average value (dollars)
											Number reporting	1.51 or more					
9	563	2															
	564	11	1	8	1	1	11	4	9	9			8	3 687	1	2 785	
	565	16	10	5		1	16	5	15	15	1		4	4 700	1	5 033	
	566	11	9	2			11	1	11	11			7	3 671	5	6 200	
	567	17	10	6	1		17	4	16	16			7	3 042	8	3 762	
	568	23	13	10			23	11	23	22	5		1		5	7 500	
	569	9	5	2	1	1	9	1	7	7		1			7	6 142	
	576	7	7				7		7	7					9	6 833	
	577	15	12	2	1		15		14	14	1				12	5 623	
	578	15	13	2			15		15	15	1						
	579	10	9	1			10	2	10	10				1	8	5 100	
	580	10	5	5			10		10	10				5	5	4 300	
	581	3	1	1	1		3	3	2	2		1	7		1	3 253	
	582	32	19	11	2		32	12	5	30	30	7	1	13	13	6 125	
	583	13	7	5	1		13	4	12	12				6	4	8 125	
	584	21	15	6			17	11	2	21	18			2	2	5 550	
	586	17	11	6			17	1	1	17	17			5	10	5 795	
	587	29	23	5		1	29	3	1	28	28			4	21	5 795	
	588	31	19	10	1	1	31	6	3	29	27		11	11	12	5 916	
	589	3		3			3	2		3	3			3			
	590	17	8	8	1		17	5	1	16	16			9	4	4 850	
	591	38	19	16	3		38	15	1	35	35	3	3	18	16	4 387	
	592	97		97			96			97	97	10		97			
	593	35	20	14	1		35	13	9	34	34		5	14	13	5 076	
	594	16	4	11	1		16	5		15	14	1		11	2	5 050	
	596	29	16	12	1		29	10		28	28			12	12	6 368	
	597	33	27	6			33			33	32			5	25	6 255	
	598	11	9	2			11			11	11	2		2	9	4 687	
	599	20	11	9			20		1	20	20			9	8	4 687	
	600	37	17	17	2	1	37	12	5	34	33		17	30.29	11	6 527	
	601	18	14	4			18	4	3	18	18			4	12	4 566	
	602	30	24	5	1		30			29	29			5	23	6 660	
	603	24	14	10			24	14	14	24	23	3	9	9	14	4 950	
	604	11	8	3			11	2		11	11	1		3	8	3 325	
	605	20	8	11	1		20	8	6	19	19			11	5	3 500	
	606	32	18	14			30	6	3	32	30	3		13	14	4 450	
	607	24	13	10		1	24	2	1	23	23			10	10	5 650	
	608	7	4	3			7	1		7	7			3	3	4 500	
	609	27	16	10	1		25	5	1	26	25	1		11	12	5 791	
	610	8	3	5			8	2	2	8	8			5	3	4 833	
	611	18	13	3	1	1	18	5		16	16			4	11	4 572	
	612	19	11	8			19	3	2	19	19			7	9	4 044	
	613	16	4	12			16	1	1	16	16			11	2	3 300	
	617	18	11	6	1		18	2		17	17			5	9	4 555	
	618	10	2	7	1		10	1	1	9	9			6		3 916	
	619	9	5	4			9	5	4	9	9		6	4	4	1 400	
	620	14	9	5			13			14	14			3	9	5 111	
	621	18	10	7	1		16	4		17	17			7	7	5 142	
	622	22	15	5	2		22	3		20	20			3	11	4 590	
	625	34	17	15	2		34	8		32	32			13	11	5 045	
	10	556	7	2	5		7	1	1	7	7			5	2	4 180	
		557	6	2	4		6			6	6	1		4	1	5 575	
		558	9	7	2		9			9	9			1	6	7 833	
		570	12	11	1		11	4	2	12	12			1	9	5 188	
		571	11	11			11	1		11	11	1			10	4 680	
		572	13	10	3		13			13	13			3	9	4 977	
		573	15	13	2		15	2		15	14			2	13	4 769	
		574	13	11	2		12	1	1	13	13		2		9	4 732	
		575	14	11	1		14	1	1	12	12			1	9	5 588	
		623	18	11	7		15	4		18	18			6	9	4 944	
624		14	9	4		12	5	3	13	13	1		3	7	4 971		
626		103	73	28	1	1	102	28	16	101	101	6		25	56	6 325	
627		10	1	8		1	9	8	7	9	9			8	1	2 812	
628		21	14	7		1	21	4	2	21	21			7	13	3 953	
629		46	31	15			42	11	2	46	46			13	22	5 781	
630		36	26	10			34	7	2	36	36		4	9	22	5 109	
631		62	44	14	4		62			58	58			18	43	6 237	
632		83	56	22	2	3	83	7	1	78	77			3	52	4 184	
633		134	1	130	2	1	134			131	129			132	1		
634		70	45	22	2	1	70	13	7	67	66	4	1	25	41	3 839	
635		15	6	8	1		12	1	1	14	12			8	4	1 875	
636		58	34	20	3	1	55	20	2	54	54	9	1	21	15	6 100	
637		33	27	6			33	6	3	33	33			4	26	3 715	
638		67	1	65	1		66			66	66			66			
639		168		165	2		147	1	1	165	162			163			
640		31	22	8		1	31	9	5	30	30		4	7	17	4 717	
641		27	18	8	1	1	27	6	4	26	26			8	16	5 656	
642		9	4	5			9			9	9			5	3	6 666	
643		193		192	1		192			192	189			192			
721		13		13			13			13	13			13			
722		12		11	1		12			11	11			12			
723		356	5	173	175	3	351	8	8	178	177	73		344	1		
724	26	1	25			26			26	26			25				
726	106	80	23	3		83	34	24	103	100	14	9	25	32	6 978		

<sup>1</sup>For renter-occupied dwelling units and vacant nonseasonal not dilapidated units, for rent.  
<sup>2</sup>For owner-occupied dwelling units and vacant nonseasonal not dilapidated units, for sale only.

Table 3.—CHARACTERISTICS OF HOUSING FOR WARDS, BY BLOCKS: 1950—Con.

Ward	Block	All dwelling units by occupancy and tenure					All dwelling units by condition and plumbing facilities			Occupied dwelling units			Contract monthly rent <sup>1</sup>		Value <sup>2</sup> of one-dwelling-unit structures		
		Total	Owner occupied	Renter occupied	Vacant non-seasonal not dilap., for rent or sale	Other vacant and non-resident	Number reporting	No private bath or dilap.	No running water or dilap.	Total	Persons per room		Occupied by non-white	Number reporting	Average monthly rent (dollars)	Number reporting	Average value (dollars)
											Number reporting	1.51 or more					
11	644	70	4	65		1	69	1	1	69	69	1	1	65	33.93	3	41.66
	645	29	1	26	2		29			27	27			28	34.00		
	648	21	15	4			20			19	19			6	42.83	11	4.654
	649	11	3	2	1		11	6	3	10	10		2	3		6	9.683
	650	5	3	2			4	2	2	5	5	1	4	2		2	
	651	11	9	2			11	1	1	11	11	1	1	2		8	3.562
	652	17	13	2		2	16	11	4	15	15	2	2	2		13	2.646
	654	34	26	3	2		32	8		29	29	2	3	3	46.00	25	4.560
	655	110	19	69	2	3	110	12	5	108	108	2	2	84	40.55	17	6.441
	656																
	658	11	8	3			11	3	1	11	11		7	3	15.66	7	4.357
	659	26	16	8		2	24	13	1	24	23	1	12	8	22.50	14	2.707
	660	27	11	14		2	25	20	1	25	25	10	24	14	18.50	10	4.450
	661	17	16	1			16	7	1	17	17	4	16	1		15	3.380
	662	15	13	2			14	5	2	15	15	1	1	1		10	2.750
	663	5	3	2			5	2	1	5	5	3	1	1		1	
	665	2	2				2			2	2						
	666	5	5				5			5	5						
	667	165	131	20	9	5	160	8	3	151	148	2	2	25	70.44	5	82.00
	668	28	26	2			28			28	28			2		26	7.330
	669	1					1			1	1						
	670	1					1			1	1						
	671	68	35	7	26		64	35	7	42	40	10		32	41.65	1	
	672	3	2	1			3	3		3	3						
	682	36	23	6	5	2	35	3	1	29	28	1		8	53.37	16	10.718
	683	10	5	4	1		10	4	1	9	9			5	30.40	4	52.50
	684	14	9	5			14	4	3	14	14		1	4	29.00	6	6.916
	686	30	28	2			30	3	3	30	30			2		28	6.803
	687	22	21	1			22	2		22	22			2		21	6.452
	688	25	24	1			25	2		25	25			1		24	6.595
	689	17	16	1			17			17	17			1		16	7.431
	690	18	16	2			18			18	18			1		16	6.925
	691	20	19	1			20			20	20			1		19	6.578
	692	22	20		1	1	22			20	20	1				20	6.710
	693	32	29	3			32			32	32			3	56.66	29	6.765
	694	45	39	6			44			44	44			5	57.20	38	6.707
	695	26	22	2		2	26			24	24			2		22	6.895
	696	28	24	3		1	27			27	27			2		24	6.975
	697	5	3	2			5			5	5			2	62.66	3	6.500
	699	1					1			1	1						
	700	18		18			18			18	18	1		18	39.16		
	701	21		21			21			21	21			21	39.29		
	702	101	1	100			99			101	100			100	39.22		
	703	24		24			24			24	24			24	39.16		
	704	32		31		1	24			31	29			31	39.93		
	705	68		65		2	66			65	65			66	39.04		
	706	41		40	1		41			40	38	2		41	38.70		
	707	58		58	1		54			58	58	3		58	39.87		
	708	16	1	15			16			16	13	1		15	39.80		
	709	36		36			32			36	36			36	39.58		
	710	115	2	111		2	100			113	112	1		110	38.91		
	712	18		18			18			18	18	2		18	39.16		
	713	27		26	1		27			26	26	2		27	39.00		
	715	45		45			45			45	45			45	39.26		
	716	22		22			22			22	22			22	39.68		
	717	132	1	126	5		131			127	126	2		131	39.27		
	718	13		13			13			13	13			13	39.69		
	720	26		26			26			26	26	1		26	39.57		
	728	36	1	35			34			36	36			35	38.31		
	729	17	17				17			17	17					17	7.517
	730	45	39	5		1	44	1	1	44	43			4	75.00	39	7.458
	731	38	34	4			38			38	38			4	67.25	31	7.577
	732	43	32	10	1		42	2		42	42			9	60.66	29	7.400
	733	44	38	5	1		44			43	43			5	69.00	38	7.813
	734	31	27	4			30	8	4	31	31	2		3	43.66	22	5.000
	735	1					1			1	1						
	736	17	10	2	1	4	17	2	2	12	12	2		1		10	5.300
	737	4	4				4			4	4					4	7.000
	738	5	4			1	5		1	4	4		1			4	6.300
	739	7	6			1	7			6	6					6	6.833
	740	2					2			2	2						
	741	1					1			1	1						
	742	3	3				3			3	3					3	7.666
	743	2					2			2	2						
	744	4	4				4			4	4					4	6.000
	745	1					1			1	1						
	746	15	13	1		1	15			14	13			1		13	9.753
	747	6	4			2	6			4	4	1				4	9.625
	748	36	30	6			36			36	36	1		5	63.20	30	7.430
	749	75	49	25	1		71			74	67	1		24	44.87	42	7.388
	751	17	13	1	1	2	17	2	1	14	14			1		14	9.042
	752	1					1			1	1						
	753	5	4		1		5			4	4					5	15.000
	754	6	5			1	6			5	5					5	7.800
	755	10	9				10			9	8					9	8.744
	756	18		16	2		18			16	16	1		17	65.58		
	766	8	6	1	1		7	1	1	7	7			2		3	2.666

<sup>1</sup>For renter - occupied dwelling units and vacant nonseasonal not dilapidated units, for rent.  
<sup>2</sup>For owner - occupied dwelling units and vacant nonseasonal not dilapidated units, for sale only.

HOUSING—BLOCK STATISTICS

Table 3.—CHARACTERISTICS OF HOUSING FOR WARDS, BY BLOCKS: 1950—Con.

Ward	Block	All dwelling units by occupancy and tenure					All dwelling units by condition and plumbing facilities			Occupied dwelling units			Contract monthly rent <sup>1</sup>		Value <sup>2</sup> of one-dwelling-unit structures		
		Total	Owner occupied	Renter occupied	Vacant non-seasonal not dilap., for rent or sale	Other vacant and non-resident	Number reporting	No private bath or dilap.	No running water or dilap.	Total	Persons per room		Number reporting	Average monthly rent (dollars)	Number reporting	Average value (dollars)	
											Number reporting	1.51 or more					Occupied by non-white
11	767	28	26		1	1	28		26	26					26	7.719	
12	39	44	25	17	2		41		42	41		1	18	61.05	21	9.261	
	40	30	14	15		1	30		29	29		4	15	64.00	11	11.681	
	41	16	12	4			16		16	15		3	3	61.00	8	18.500	
	59	11	7	4			11	1	11	11	1		2	2	5	4.500	
	60	12	10	1			12		11	11			2	2	8	8.375	
	61	32	16	14	1		31	2	30	30			15	4 69.3	15	9.100	
	62	23	14	8		1	23		22	22		3	9	8	11	4.881	
	64	35	19	16			34	16	35	34		7	35	16	18	3.055	
	134	10	4	5			10	4	10	10		2	7	6	4	5.125	
	135	9	4	5			9	5	9	9			9	5	4	2.500	
	136	32	2	30			32		32	32			30	3 48.6	1		
	138	17	15	2			17	2	17	16		1	1	1	12	7.908	
	154	23	13	8		2	22	2	21	21		1	10	4 32.0	11	7.727	
	155	11	9	1			11		10	10			1	1	8	6.537	
	156	9	7	2		1	9		9	9			2	2	6	8.583	
	158	3	2	1			3		3	3			1	1	9	2.500	
	159	10	9	1			10	4	10	10		1	8		11	3.500	
	160	12	11	1			12		12	12			11	1	7	2.928	
	161	11	7	4			11	5	11	11		2	10	4	21.25	7	2.928
	162	13	8	4		1	12	7	12	12		1	12	5	6	3.300	
	163	37	26	10		1	31	6	36	34	6	6	8	4 81.2	19	5.973	
	270	2															
	390	13	6	7			12	1	13	13			7	5 85.7	4	15.000	
	391	19	11	8			18	2	19	19			8	8	9	10.611	
	392	21	20	1			21	1	21	21			1	1	20	7.290	
	393	15	11	4			15	2	15	15		1	4	4 12.5	10	7.330	
	394	16	10	4		2	16	7	14	14			5	6	6	8.500	
	395	16	9	7			13	1	16	16		1	7	7	8	7.687	
	396	13	12	1			13		13	13			1	1	12	7.266	
	397	15	12	3			15		15	15			3	4 63.3	8	8.187	
	398	15	11	3		1	15	1	14	14			4	4 87.5	9	8.666	
	399	23	17	5		1	22		22	22		1	5	5	13	7.538	
	447	6	6				6	1	6	6			5	5			
	448	1															
	450	8	7	1			8		8	8			1	1	7	6.642	
	451	14	12	2			14	1	14	14		1	2	2	12	6.091	
	452	8	8				8	2	8	8			1	1	8	6.750	
	453	3	3				3		3	3					3	5.166	
	454	19	7	9		3	19	19	16	16		8	14	7	6	1.400	
	455	12	7	5			11	10	12	12		4	10	3	6	2.916	
	456	14	10	2		2	14	12	12	12		5	12	1	10	2.570	
	457	26	18	6		1	25	23	24	24		3	23	6	18	2.355	
	458	10	8	2			10	10	10	10			2	2	8	2.200	
	459	30	19	11			30	1	30	30			11	11	19	7.921	
	460	19	16	3			19		19	19			3	3	15	9.520	
	461	13	8	4		1	12		12	12			5	5	6	7.616	
	462	20	9	11			20	1	20	20		1	11	11	6	6.250	
	492	26	25	1			25		26	26			1	1	25	7.764	
	493	10	8	2			10	2	10	10			2	2	7	8.100	
	495	9	8	1			9		9	9			1	1	8	8.562	
	496	20	17	2		1	20		19	19			2	2	16	7.656	
	497	25	21	3		1	25		24	24			4	4	20	8.350	
	498	42	30	11		1	42	5	41	41		3	9	9	27	6.507	
	499	13	13				13		13	13					13	6.692	
	501	79	65	12		2	79	3	77	77			1	13	62	8.096	
	502	29	21	7		1	26		28	24			7	7	17	8.488	
503	12	8	4			12	5	12	12		3	5	3	7	4.100		
504	2																
505	10	6	4			9	7	10	10		3	10	4	6	2.266		
506	6	3	3			5	4	6	6			5	2	3	5.100		
507	15	8	7			13	12	15	15		1	13	5	6	2.750		
508	13	9	4			11	9	13	13		3	12	3	9	2.780		
509	14	11	3			13	6	14	14			12	3	11	3.436		
511	6	2	4			6	6	6	6			6	4	2	12.75		
512	15	8	6		1	15	13	14	14		2	13	6	6	2.381		
513	8	5	3			8	4	8	8			8	3	5	2.160		
514	16	8	7		1	15	13	15	15			14	6	5	1.960		
515	6	3	3			6	6	6	6			3	3	1			
516	12	4	6		1	12	12	10	10			2	10	3	1.766		
517	11	8	3			11	7	11	11			3	9	8	2.400		
518	10	7	2		1	10	9	9	9		3	7	2	6	1.966		
519	9	4	4		1	9	6	9	8			8	3	3	2.333		
520	10	7	3			9	6	10	10		1	10	2	5	2.440		
521	23	10	11		2	22	21	21	20		6	21	10	8	2.875		
522	15	9	6			15	11	15	15		3	15	5	8	1.937		
524	15	9	6			14	13	15	15		2	15	6	9	1.455		
525	8	8				8	5	8	8			1	1	8	2.862		
526	20	10	10			20	20	20	20			6	9	8	1.837		
527	12	9			3	11	10	9	9			3	9	9	1.600		
528	439	53	266	113	7	435	40	26	319	318	73	273	371	48	4.343		
529	16		11			16		11	11			10	16				
530	40	1	34			40	3	35	35		8	34	16		2.806		
531	6	5				6		5	5				5		7.840		

<sup>1</sup>For renter - occupied dwelling units and vacant nonseasonal not dilapidated units, for rent.

<sup>2</sup>For owner - occupied dwelling units and vacant nonseasonal not dilapidated units, for sale only.

Table 3.—CHARACTERISTICS OF HOUSING FOR WARDS, BY BLOCKS: 1950—Con.

Ward	Block	All dwelling units by occupancy and tenure					All dwelling units by condition and plumbing facilities			Occupied dwelling units				Contract monthly rent <sup>1</sup>		Value <sup>2</sup> of one-dwelling-unit structures		
		Total	Owner occupied	Renter occupied	Vacant non-seasonal not dilap., for rent or sale	Other vacant and non-resident	Number reporting	No private bath or dilap.	No running water or dilap.	Total	Persons per room		Occupied by non-white	Number reporting	Average monthly rent (dollars)	Number reporting	Average value (dollars)	
											Number reporting	1.51 or more						
12	532	2																
	533	16	11	4		1	16	6	2	15	15	3		4	30.00	10	2,990	
	534	10	8	2			10	5	2	10	10	4		1		8	2,637	
	535	16	11	3	1	1	16	8	5	14	14	3		4	36.25	11	2,700	
	536	35	24	8	2	1	35	23	10	32	32	10	15	8	18.00	20	2,705	
	537	24	22	1	1		24	16	11	23	23	8	15	2		22	2,545	
	538	9	7	2			9	7	5	9	9		9	2		6	2,066	
	539	17	10	6	1		17	7	4	16	16	5	3	7	26.71	9	2,411	
	540	18	13	5			18	16	8	18	18	5	16	2		10	3,200	
	541	2																
	542	3	2	1			3	2		3	3	1	2	1		1		
	543	24	21	3			24	2		24	24	1	3	2	78.33	21	7,666	
	544	30	28	2			30	2		30	29		2	2		26	7,253	
	545	21	21				21			21	21					21	7,776	
	546	25	22	2	1		25			24	23		3	3	46.33	21	8,300	
	547	22	19	3			22			22	21	1	2	2		19	8,510	
	548	15	8	6	1		15	2		14	14	1	7	7	46.14	6	8,416	
	549	11	10	1			11	3	2	11	11	1				8	5,600	
	550	10	9	1			10			10	10		1	1		9	5,611	
	552	1																
	553	14	11	2	1		14	2	2	13	13	1	3	3	48.33	10	5,160	
	554	3	3				3	1		3	3					3	5,500	
	555	10	5	5			10	9		10	10		5	5	50.80	4	9,250	
	757	23	14	8	1		23	23		22	22		6	6	54.33	11	9,000	
	759	16	16				16	16		16	16					16	8,218	
	760	17	7	7	3		16	16		14	14		8	8	61.87	5	6,140	
	761	1																
	762	37	14	23			36	32	10	37	37	13	26	21	18.90	9	2,977	
	763	1																
	764	20	7	12	1		19	14	11	19	19	3	18	13	20.23	6	1,633	
	765	13	7	3	1	2	13	12	11	10	10	3	10	4	13.25	7	1,257	
	768	7	7				7			7	7					7	7,500	
	769	1																
	13	PART IN BLOCK AREA A																
		796	42	25	17		40			42	42			17	56.05	19	16,131	
		797	28	16	9	3	28			25	25			11	51.72	11	11,727	
		798	25	12	12	1	25	1	1	24	24		1	10	43.70	11	12,811	
		799	15	9	6		14	3	3	15	14		1	4	23.78	6	10,800	
		800	19	9	9	1	19	2	1	18	18			2	52.55	6	9,466	
		801	19	13	6		19			19	19			4	58.75	11	15,464	
		802	45	28	15	2	45	2		43	43			15	71.13	25	15,340	
		804	40	33	6	1	40	2		39	39			6	54.83	30	15,316	
		805	20	12	7	1	20			19	19			8	40.82	11	12,316	
		806	14	3	11		14			14	14			11	102.54	2	9,636	
		807	30	22	5	2	30	2	1	27	27			7	42.85	17	8,852	
808		35	29	1	1	35	2		34	34		1	5	40.00	23	12,369		
809		41	29	11	1	40	5	1	40	40			11	58.90	25	11,060		
810		41	25	15	1	40	4	1	40	39			15	46.06	17	10,823		
811		43	33	9	1	42			42	42			10	43.70	9	8,444		
812		22	11	12		22			22	22			12	51.83	7	12,385		
813		22	15	7	3	22			19	19			3	48.66	12	10,375		
814		38	22	15	1	38			37	37			15	50.86	19	8,894		
815		32	18	14	1	32			31	31			13	58.46	6	8,750		
816		72	40	31	1	71	1		71	71			29	55.44	26	11,538		
817		36	26	7	3	36	1		33	33			8	66.00	22	14,259		
818		30	22	8		30			30	30			8	70.37	16	10,875		
819		63	12	50	1	60			62	62			51	48.74	10	13,900		
820		45	30	13	1	45			43	43			14	62.64	29	22,913		
821		18	7	10		18			17	17			10	51.50	7	15,071		
822		20	19	1		20			19	19						19	13,210	
823		29	21	8		28			29	27			7	54.57	20	16,200		
824		48	27	20	1	48			47	47			21	49.61	21	11,676		
825		36	26	10		35	2	1	36	36			8	48.37	20	8,250		
826		10	5	5		10			10	10			4	62.50	5	14,800		
827		18	11	5	1	18			16	16			3	53.33	10	12,400		
829		43	32	10	1	43			42	42			10	51.80	22	9,818		
830		54	32	22		54	3	1	54	54			20	48.70	22	8,618		
831		32	22	10		32	1		32	32			9	43.88	17	8,747		
13		PART IN BLOCK AREA B																
		27	13	5	6	2	13			11	11			8	54.62	4	15,250	
		28	27	4	21	2	27			25	25			23	67.08	2		
		29	18	7	10	1	18			17	17			10	39.50	4	15,250	
		30	14	7	7		13	3	2	14	14			6	39.00	4	11,000	
		31	20	10	10		19	2	1	20	19		1	10	48.50	7	16,785	
		32	17	14	3		17			17	17			3	63.33	12	16,916	
		33	19	9	8	1	18			11	11			3	52.66	7	25,000	
		34	35	27	8		35			35	34			7	70.71	20	16,675	
		35	25	20	4	1	25	1	1	24	24			5	58.00	18	1,444	
	36	21	16	5		21			21	21			4	67.50	13	13,115		
	37	4	2	2		4			4	4			2		2			
	38	45	18	25	1	45	5	2	43	43		3	9	39.15	13	9,384		
	655	19	14	5		19			19	19			4	61.25	13	9,192		
	666	13	11	2		13			13	13			2		10	12,900		
	667	11	8	3		11			11	11			3	42.00	8	12,062		

<sup>1</sup>For renter - occupied dwelling units and vacant nonseasonal not dilapidated units, for rent.  
<sup>2</sup>For owner - occupied dwelling units and vacant nonseasonal not dilapidated units, for sale only.

## HOUSING—BLOCK STATISTICS

Table 3.—CHARACTERISTICS OF HOUSING FOR WARDS, BY BLOCKS: 1950—Con.

Ward	Block	All dwelling units by occupancy and tenure					All dwelling units by condition and plumbing facilities			Occupied dwelling units			Contract monthly rent <sup>1</sup>		Value <sup>2</sup> of one-dwelling-unit structures			
		Total	Owner occupied	Renter occupied	Vacant non-seasonal not dilap., for rent or sale	Other vacant and non-resident	Number reporting	No private bath or dilap.	No running water or dilap.	Total	Persons per room		Number reporting	Average monthly rent (dollars)	Number reporting	Average value (dollars)		
											Number reporting	1.51 or more					Occupied by non-white	
13	68	15	9	6		15			15	15		5	56.00	6	15,466			
	69	15	12	3		14			15	15		3	71.66	10	16,850			
	70	12	9	3		12			12	12		3	64.66	8	13,125			
	71	47	28	19		46			47	47		18	43.22	27	11,840			
	72	21	9	11	1	21	3	1	20	20		11	47.00	6	7,500			
	73	6	3	3		6			6	6		3	40.00	3	6,333			
	74	14	11	3		14			14	14		3	53.33	9	7,000			
	75	29	4	20	5	29			24	24	1	25	51.96	1				
	76	18	8	8		18			16	16		8	54.62	7	14,428			
	129	42	23	18	1	41			41	41		17	54.29	14	10,485			
	130	39	17	21	1	37	6	2	38	37		21	44.28	9	7,166			
	131	33	15	17	1	30	3	3	32	32		17	49.35	9	8,500			
	132	30	25	5		30			30	30		4	60.00	21	11,261			
	133	19	18	1		19			19	19				17	17,876			
	164	33	22	11		33	4		33	32		11	45.18	20	12,750			
	165	18	11	7		18			18	18	1	3	58.66	8	11,000			
	166	20	17	3		17			20	20		1		17	13,929			
	167	47	38	8	1	46			46	46	1	9	51.11	35	11,900			
	168	8	8			8			8	8				8	9,500			
	169	27	12	12	3	27	1		24	24	1	13	45.38	8	10,250			
	170	18	13	4		18		1	17	17		4	49.25	9	9,888			
	171	19	14	5		19			19	19		4	50.50	12	10,125			
	172	15	12	3		15			15	15		3	64.33	12	10,500			
	173	13	12	1		13			13	13		1		11	11,772			
	174	16	10	5	1	16			15	15		6	59.66	7	10,857			
	175	21	9	11	1	21			20	20		11	51.81	7	11,142			
	176	14	9	4		14			13	13		4	66.25	7	12,357			
	14	508	114	60	46	2	6	114	12	1	106	106	3	1	46	45.50	43	11,358
		509	8	2	6			8			8	8	5		5	47.60	2	
		510	18	14	4			18			18	18	3		3	41.66	11	6,363
		511	29	10	16	2	1	29	12	7	26	26	3	3	17	37.11	7	4,071
		512	7	3	1	3		7	3	3	4	4	1	4	4	32.50	2	
		513	31	17	14			30	11	5	31	31	2	9	12	36.75	12	6,950
		514	30	8	19	1	2	29	2	2	27	27	1	4	16	36.87	4	15,875
		515	12	7	4	1		12			11	11		4	4	38.75	3	7,833
		516	17	13	4			16	4		17	17	1	3	3	35.66	8	5,562
		517	6	1	5			5	2	2	6	6		4	4	27.50		
		518	23	16	7			23			23	23		7	7	49.00	13	8,553
		519	19	16	3			19	1		19	18		3	3	40.00	14	6,664
		520	28	16	12			27	6	2	28	28	1	12	12	37.75	10	9,850
589		50	24	22	2	2	49	6		46	46		22	22	39.81	14	12,878	
590		38	21	15	1	1	37	4		36	35	1	15	15	42.33	16	7,062	
591		36	18	18			35	2		36	36	3	18	18	37.72	14	8,392	
592		47	29	17	1		46	3		46	46		18	18	42.66	24	11,075	
593		21	11	10			21			21	21		9	9	45.00	9	11,388	
594		41	17	20	3	1	40	1	1	37	37		22	22	48.18	12	7,833	
595		19	12	6	1		19	1	1	18	18		5	5	46.00	11	12,181	
596		19	9	8		2	19			17	17		8	8	65.50	8	17,812	
597		10	8	2			9			10	10		2	2	17.285			
598		34	21	12		1	34			33	33	1	12	12	56.58	18	9,711	
684		33	15	17	1		33	2		32	31		16	16	48.75	13	14,576	
685		20	14	5	1		19			19	19		6	6	49.16	10	9,600	
686		24	11	11	1	1	24			22	22		11	11	57.81	9	11,611	
687		26	13	13			26			26	26		12	12	40.41	12	10,791	
688		37	16	19	2		37	1		35	35		17	17	51.05	10	11,200	
689		38	21	15	2		38			36	36		17	17	53.11	10	10,800	
690		20	13	7			20			20	20		7	7	54.71	9	22,111	
691		43	24	14	5		43	2		38	38		2	14	46.71	15	18,433	
692		25	18	4	2	1	25			22	21		6	6	55.66	14	16,785	
693		19	7	12			18			19	18		12	12	59.58	6	17,500	
694		12	8	4			9			12	12		3	3	38.66	6	12,000	
695		22	15	6	1		21			21	21		7	7	48.71	11	16,500	
696		17	14	3			17			17	17		3	3	63.00	14	14,035	
697		64	32	28	4		61	5		60	59		31	31	46.87	20	9,800	
698		31	11	19	1		30	5		30	30		17	17	48.05	7	8,785	
699		41	22	17		2	39	4		39	39		15	15	47.40	13	9,230	
803		12	10	2			12	1		12	12	1	2	2		5	14,700	
15	508	65	41	24		62	5	2	65	64		21	42.76	32	12,612			
	599	42	31	11		38	1	1	42	40		10	59.90	27	13,814			
	600	51	42	8		51	1		50	49		7	61.85	35	18,768			
	601	44	34	10		41			44	43		9	49.66	29	10,296			
	602	31	20	11		31			31	30		10	52.30	16	15,781			
	603	57	46	10	1	57	6		56	56		10	62.80	40	10,412			
	604	23	2	19	2		22			21	21		21	54.38	1			
	605	73	1	71	1		73			72	72		71	57.52	1			
	606	98	7	91			98	3	3	98	98		86	56.60	7	23,571		
	607	29		28	1		29			28	28		29	53.55				
	608	88	32	53	3		85			85	82	1	53	61.43	25	12,100		
	609	37		35	2		36			35	35		36	65.33				
	610	8	7	1			8			8	8		1		7	27,500		
611	5	5				5			5	4			5	31,800				
612	2																	
614	41	23	15	2	1	41	4	1	38	38		14	48.07	18	14,044			

<sup>1</sup>For renter—occupied dwelling units and vacant nonseasonal not dilapidated units, for rent.<sup>2</sup>For owner—occupied dwelling units and vacant nonseasonal not dilapidated units, for sale only.



Table 3.—CHARACTERISTICS OF HOUSING FOR WARDS, BY BLOCKS: 1950—Con

Ward	Block	All dwelling units by occupancy and tenure					All dwelling units by condition and plumbing facilities			Occupied dwelling units			Contract monthly rent <sup>1</sup>		Value <sup>2</sup> of one-dwelling-unit structures		
		Total	Owner occupied	Renter occupied	Vacant non-seasonal not dilap. for rent or sale	Other vacant and non-resident	Number reporting	No private bath or dilap.	No running water or dilap.	Total	Persons per room		Occupied by non-white	Number reporting	Average monthly rent (dollars)	Number reporting	Average value (dollars)
											Number reporting	1.51 or more					
15	615	15	14	1					15	15		1				13	25,538
	616	10	9	1					10	10		1				7	24,571
	617	36	22	11					33	33		1				15	12,333
	618	25	21	3	1	3			24	24	1		10	41.90	21	6,809	
	619	12	7	5					12	12			4	67.75	5	4,900	
	620	15	7	7	1				14	14			8	4,450	6	8,750	
	621	14	10	4					14	14			3	36.66	9	9,444	
	669	38	25	10	2	1			38	35	1		11	38.18	20	6,825	
	670	2															
	671	36	26	10					36	36		2	9	39.66	23	10,891	
	672	34	28	6					33	34	1		4	45.00	24	7,895	
	673	21	17	2		2			19	19			2		17	10,882	
	674	24	21	3					24	24			3	38.33	17	13,941	
	675	8	6	2					8	8			1		6	11,666	
	676	6	5	1					6	6			1		5	20,800	
	677	16	13	2	1				15	14			3	56.66	11	19,727	
	678	11	10			1			10	10					10	20,650	
	679	24	17	6	1				23	23		3	3	61.66	14	19,464	
	680	34	22	11		1			33	33	1		8	52.87	13	12,746	
	681	37	8	23	6				37	31		2	29	56.17	5	9,400	
	682	41	28	12	1				40	40		2	9	53.44	22	21,386	
	683	41	25	14	1	1			40	39	1		14	49.64	20	16,950	
	925	23	16	7					23	23			5	44.00	12	6,708	
16	344	63	24	37	2				62	61	1	1	37	56.48	16	11,050	
	832	60	35	22	1	2			60	57			20	46.65	25	11,400	
	833	42	36	4	1				42	40		1	5	52.00	31	13,745	
	834	45	26	17	1				45	43			15	57.73	21	12,380	
	835	24	17	7					24	24	1		7	51.71	14	10,392	
	836	47	33	11		3			47	44		1	8	48.87	28	13,821	
	837	44	33	10	1				44	43			10	54.40	27	8,537	
	838	25	21	4					24	24			4	43.25	16	9,531	
	839	21	15	6					21	21			6	49.16	12	10,083	
	868	8	5	3					8	7			3	71.66	4	9,000	
	869	15	8	5	1	1			15	13			6	33.33	7	7,571	
	870	21	16	5					21	21			5	53.20	15	10,000	
	871	39	31	7		1			39	38			7	44.57	29	13,051	
	872	37	21	15		1			37	36			14	57.35	15	11,500	
	873	18	14	3	1				18	17			3	45.00	11	18,500	
	874	29	23	5	1				28	27			5	43.60	19	11,947	
	875	43	15	26		1			41	41			25	61.28	11	13,227	
	876	21	17	4	1				21	21			4	63.00	15	13,900	
	877	22	17	5					22	22			5	62.00	15	12,600	
	878	22	16	5		1			22	21		1	3	56.66	14	14,142	
	879	23	14	8		1			22	22			8	54.62	13	11,307	
	880	22	15	7					22	22			7	47.71	12	8,125	
	881	20	15	5					20	20			4	47.50	15	9,866	
	882	31	22	8	1				31	30	1		8	56.37	20	9,375	
	883	23	14	8		1			23	21			8	58.12	14	9,857	
	884	24	15	9					24	24			9	51.11	12	10,833	
	885	17	12	3	1	1			17	15			3	61.66	12	9,250	
	886	19	15	3	1				19	18			3	50.00	13	10,307	
	887	13	10	3					13	13			3	65.00	8	9,625	
	895	10	18	2					20	19			2		17	8,641	
	896	8	6	2					8	8	1		2		5	6,400	
	897	22	19	3					22	22			2		19	8,384	
	898	9	3	6					9	9			6	51.66	2		
	899	10	5	5					10	10			5	53.40	4	8,000	
	900	22	10	12					22	22			12	39.33	7	9,214	
	902	19	13	6					19	19			6	39.33	10	8,750	
	904	9	5	4					9	9		1	3	58.33	3	6,666	
	905	15	12	3					15	15			3	41.66	12	6,833	
	906	22	14	8					22	22			7	46.42	11	7,090	
	907	17	12	5					17	17			5	49.00	11	8,181	
	910	25	15	8		2			25	23		1	8	53.75	12	10,916	
	911	42	23	19					42	42			14	49.50	18	11,527	
	912	9	9						9	9					9	11,555	
	913	15	13	2					15	15			2		13	11,192	
	914	20	14	6					20	19			6	50.50	11	11,500	
	915	11	4	7					11	11			7	64.14	3	12,333	
	916	5	2	2					4	4			2		1		
	917	49	15	32		2			47	47			3	62.31	12	14,916	
	918	42	3	30		3			34	39			2	57.28	4	11,625	
	919	14	5	9					12	14			8	56.00	4	9,750	
	930	6	6						6	6					6	11,000	
17	43	7	3	3	1				7	6			4	45.25	2		
	44	17	13	4					17	13	1		3	46.66	13	9,653	
	45	13	12	1					13	13			1		11	6,609	
	46	14	12	2					14	14			2		10	10,250	
	47	14	10	4					13	13			4	56.25	10	6,450	
	48	12	9	3					12	12			3	45.00	8	8,062	
	49	16	12	4					16	16	1	1	2		9	7,033	
	50	23	18	5					22	22	2		4	75.00	17	29,382	

<sup>1</sup>For renter-occupied dwelling units and vacant nonseasonal not dilapidated units, for rent.  
<sup>2</sup>For owner-occupied dwelling units and vacant nonseasonal not dilapidated units, for sale only.

HOUSING—BLOCK STATISTICS

Table 3.—CHARACTERISTICS OF HOUSING FOR WARDS, BY BLOCKS: 1950—Con.

Ward	Block	All dwelling units by occupancy and tenure					All dwelling units by condition and plumbing facilities			Occupied dwelling units			Contract monthly rent <sup>1</sup>		Value <sup>2</sup> of one-dwelling-unit structures		
		Total	Owner occupied	Renter occupied	Vacant non-seasonal not dilap., for rent or sale	Other vacant and non-resident	Number reporting	No private bath or dilap.	No running water or dilap.	Total	Persons per room		Occupied by non-white	Number reporting	Average monthly rent (dollars)	Number reporting	Average value (dollars)
											Number reporting	1.51 or more					
17	51	5	4	1		5			5	5		1			3	40,000	
	53	16	8	6		16	6	6	14	14	1		4	31.25	7	11,242	
	54	14	11	2		14			13	13	1		2		10	9,730	
	55	8	8			8			8	8					8	12,875	
	56	2															
	58	11	4	5	2	1	11	5		9	9			6	41.00	3	8,566
	139	52	35	16		1	52			51	51			14	49.00	33	81,366
	140	54	40	13	1		54			53	53	1		12	46.00	35	7,668
	141	18	15	3			18			18	18			2		14	7,500
	142	24	24				24			24	22					24	10,583
	143	69	30	36		3	69	4		66	66			36	52.52	25	8,460
	144	63	10	53			63	1		63	63			53	55.33	9	7,055
	145	39	14	25			39			39	39	1		24	60.79	11	7,772
	146	14	11	1		2	14			12	12			1		9	9,666
	147	14	12	1		1	14			13	13			1		9	10,555
	148	18	15	2		1	16	2	2	17	15			1		14	10,628
	149	42	30	6	5	1	42	5	3	36	36	2		9	43.11	29	6,268
	150	72	49	17	3	3	71	4	3	66	65	2		14	46.42	41	7,114
	151	17	14	3			17			17	17			3	56.66	14	7,042
	152	8	7	1			8	1	1	8	8			1		7	6,714
	153	34	26	7	1	1	34	3		33	33			7	49.28	23	7,404
	463	34	25	7	1	1	34	3		32	32			7	48.00	20	6,835
	464	3	2	1			3			3	3			1		2	
	465	34	28	6			34	3		34	34			6	48.00	26	6,961
	466	35	27	7	1		35			34	34			6	45.00	26	6,730
	467	91	64	21	3	3	89	8	2	85	83	3		21	40.95	57	8,249
	468	11	9	2			11			11	11	1		1		9	5,555
	469	24	20	3		1	24			23	23			3	42.66	19	6,105
	470	21	17	1		3	21			18	18			1		11	6,531
	471	17	13	2		2	17	1		15	15			1		12	5,816
	472	7	3	2		2	7	3	2	5	5	1		1		2	
	473	1					1			1	1						
	474	3	3				3			3	3					3	9,833
	475	28	24	4			28	2	1	28	28	2	1	3	35.00	22	6,186
	476	5	4			1	5			4	4					3	7,166
	477	12	9	3			12			12	12			2		9	7,222
	478	7	5	1	1		7			6	6			2		3	11,666
	480	1					1			1	1						
	481	20	11	9			20	17	15	20	20	7		8	24.12	8	687
	484	15	13	2			15			15	15	1		2		13	6,423
	485	22	17	5			22			22	22	1		5	42.00	16	6,912
	486	23	17	6			23	5	1	23	23	1		6	41.83	14	4,828
487	15	9	7		1	15	1	1	14	14	1		5	36.33	5	5,060	
488	17	4	5			17			9	9			6	44.00	3	7,500	
489	17	11	3	1		17			16	16			6	70.50	10	4,310	
490	4					4			4	4			1		4	6,750	
491	15	10	3			15	3	1	15	15			4	37.50	7	10,142	
673	22	18	2		2	22	4	1	20	20	1		2		16	5,256	
674	55	46	6		3	55	4	1	52	52	1		3	45.00	16	5,713	
675	49	30	14	1	4	47	17	9	44	44	5	1	13	33.23	43	3,937	
676	12	8	4			12	2		12	12	1		2		6	6,166	
677	18	15	1	1	1	18	2	1	16	16	1		2		13	5,253	
678	25	21	1	1	2	25	14	7	22	22	2		1		20	3,505	
679	5	1	4			5			5	5			3		1		
680	6	5		1		6			5	5			3	28.33	1		
681	11	9	2		2	11	2		9	9			2		8	6,750	
18	343	21	19	2		21			21	21			2		19	7,642	
	654	101	74	11	2	14	101	7	6	85	85	2	3	10	38.00	173	7,461
	840	144	134	10			144	1		144	144	1		9	61.66	130	13,581
	841	14	9	5			14			14	14			5	53.00	8	9,600
	842	109	94	11	4		107	6	5	105	104	2	1	9	49.66	91	8,001
	843	16	11	16	1		16			15	15			4	60.00	11	6,681
	844	29	25	4			29			29	29			4	61.25	24	7,354
	845	25	22	3			24			25	24			3	63.33	20	7,270
	846	26	22	4			26			26	26			4	61.25	21	7,595
	847	26	19	7			26			26	26			7	64.00	19	7,278
	848	23	21	2			23			23	23			2		21	7,438
	849	25	22	2		1	25			25	24			2		22	7,381
	850	29	27	1	1	1	29			28	28	1		2		26	7,273
	851	19	16	3			18			19	18			1		13	7,843
	852	31	28	1	2		30			29	29			3	65.00	16	7,321
	853	74	71	3			74			74	74			1		28	7,321
	854	19	18	1			19			19	19		1	3	57.33	70	7,197
	855	19	18	1			19			19	19			1		18	7,222
	856	8	6	2			8			8	8			2		18	7,383
	857	13	12	1			13			13	12			3		16	7,150
	858	10	7	3			10	2		10	10			1		12	7,975
	859	23	19	3			22	2		22	22			2	21.66	7	8,714
	860	64	52	12		1	62	2	2	64	64			2		19	9,873
	861	54	46	5		1	54	1		53	51	1		2	43.10	46	7,227
	862	26	26				26			26	25			2		4	7,745
	863	45	27	17	1		45			44	44			2		25	7,596
	866	12	11	1			12			12	12			18	53.00	1	7,727
	867	10	10				10			10	10			1		1	7,727
888	8	8				8			8	8					9	8,633	

<sup>1</sup>For renter-occupied dwelling units and vacant nonseasonal not dilapidated units, for rent.  
<sup>2</sup>For owner-occupied dwelling units and vacant nonseasonal not dilapidated units, for sale only.

Table 3.—CHARACTERISTICS OF HOUSING FOR WARDS, BY BLOCKS: 1950—Con.

Ward	Block	All dwelling units by occupancy and tenure					All dwelling units by condition and plumbing facilities			Occupied dwelling units			Contract monthly rent <sup>1</sup>		Value <sup>2</sup> of one-dwelling-unit structures		
		Total	Owner occupied	Renter occupied	Vacant non-seasonal not dilap., for rent or sale	Other vacant and non-resident	Number reporting	No private bath or dilap.	No running water or dilap.	Total	Persons per room		Occupied by non-white	Number reporting	Average monthly rent (dollars)	Number reporting	Average value (dollars)
											Number reporting	1.51 or more					
18	8890	30	24	6					30	2	1						
	8891	21	20	1				21	1				6	55.83	23	7,926	
	8892	28	27	1				28					1		20	81.00	
	8893	24	22	2				24					1		27	7,851	
	8894	22	15	7				22					2		19	81.05	
	8900	9	4	5				9	1	1			6	61.00	13	8,476	
	8901												5	78.00	4	4,875	
	8902																
	8903																
	8904																
19	904	4	2	2				4	4				2			1	
	905	5	4	1				5	5				1			4	2,625
	906	6	4	2				6	6				1			4	5,250
	907	7	6	1				7	7				1			6	2,133
	908	7	5	2				7	7				2			4	3,000
	909	6	2	4				6	6				4	19.50	2		
	1000	6	4	2				6	6				3		4		
	1001	3	1	2				3	3				2		1		
	1002	3	1	2				3	3				2		1		
	1003	4	3	1				4	4				5	21.00	3		
	1004	2						2	2								
	1005	5	4	1				5	5				1			4	3,450
	1006	10	6	4				10	9				2			6	1,800
	1007	3	1	2				3	3				2			1	
	1008	6	4	2				6	6				2			4	2,600
	1009	10	7	3				10	10				1			7	1,914
	1010	14	8	6				13	13				4	20.00	7		
	1100	13	9	4				13	12				4	26.66	8		
	1101	15	11	4				15	14				3	14.00	11		
	1102	6	2	4				6	6				3	7.00			
	1103	14	10	4				14	12				3	29.33	8		
	1104	10	9	1				10	5				1			9	2,333
	1105	17	11	6				17	12				6	25.16	10		
	1106	4	4					4	4				1			4	1,475
	1107	12	4	8				12	11				7	15.42	3		
	1108	14	9	5				14	12				4	19.00	8		
	1109	17	10	7				17	16				6	22.83	9		
	1110	9	5	4				9	5				3	19.00	5		
	1111	106	94	12				103	103				35	13.97			
	1112	30	18	12				30	29				10	16.60	16		
	1113	20	6	13				20	20				3	12.36	6		
	1114	19	14	5				19	13				5	19.00	12		
	1115	20	10	10				20	18				6	11.22	10		
	1116	37	18	19				37	37				10	12.41	13		
	1117	18	10	8				18	17				8	11.12	9		
	1118	23	20	3				23	17				4	26.66	18		
	1119	3	1	2				3	3				1				
	1120	17	11	6				17	14				4	28.75	11		
	1121	24	20	4				24	16				1		18		
	1122	16	7	9				16	15				9	33.11	5		
	1123	8	7	1				8	8				1		7		
	1124	12	10	2				12	11				2		10		
	1125	23	19	4				23	16				6		18		
	1126	18	15	3				17	16				3	25.00	15		
	1127	19	14	5				18	17				3	35.00	13		
	1128	32	18	14				32	16				7	29.00	16		
	1129	28	17	11				27	15				1	24.14	13		
	1130	46	23	23				46	27				8	24.90	20		
	1131	6	5	1				6	6				1		4		
	1132	12	10	2				12	2				3		9		
	1133	8	8					8	8				1		8		
	1134	8	7	1				8	1				1		7		
	1135	9	4	5				9	1				5	41.40	3		
	1136	11	3	8				11	11				8	8.00	3		
	1137	8	1	7				8	8				2	14.00	1		
	1138	62	29	33				61	37				19	45.10	20		
	1139	4	2	2				4	1				2		1		
	1140	1						1									
	1141	43	34	9				43	12				8	34.12	25		
	1142	42	27	15				40	6				13	42.46	21		
	1143	45	27	18				44	5				15	41.40	17		
	1144	38	14	24				37	19				2	33.61	11		
	1145	28	14	14				28	15				3	29.53	11		
	1146	20	11	9				20	14				8	38.50	7		
	1147	26	19	7				26	11				7	31.71	15		
	1148	7	1	6				6	4				2	21.33	1		
	1149	104	59	45				102	76				12	17.54	46		
	1150	42	26	16				41	16				6	24.54	22		
	1151	11	8	3				11	5				3	10.66	8		
	1152	13	10	3				13	3				3	37.00	9		
	1153	36	19	17				36	15				13	28.38	14		
	1154	36	22	14				36	20				1	31.20	19		
	1155	12	6	6				12	5				6	22.33	6		
	1156	6	6					5	5				1		6		
	1157	41	27	14				40	19				12	23.83	22		
	1158	27	19	8				27	9				6	35.00	15		
	1159	29	21	8				29	14				7	26.71	18		
	1160	44	25	19				43	38				16	13.06	24		
	1161	22	12	10				22	21				3	30.25	10		
	1162	10	1	9				10	8				2	32.12			

<sup>1</sup>For renter - occupied dwelling units and vacant nonseasonal not dilapidated units, for rent.  
<sup>2</sup>For owner - occupied dwelling units and vacant nonseasonal not dilapidated units, for sale only.

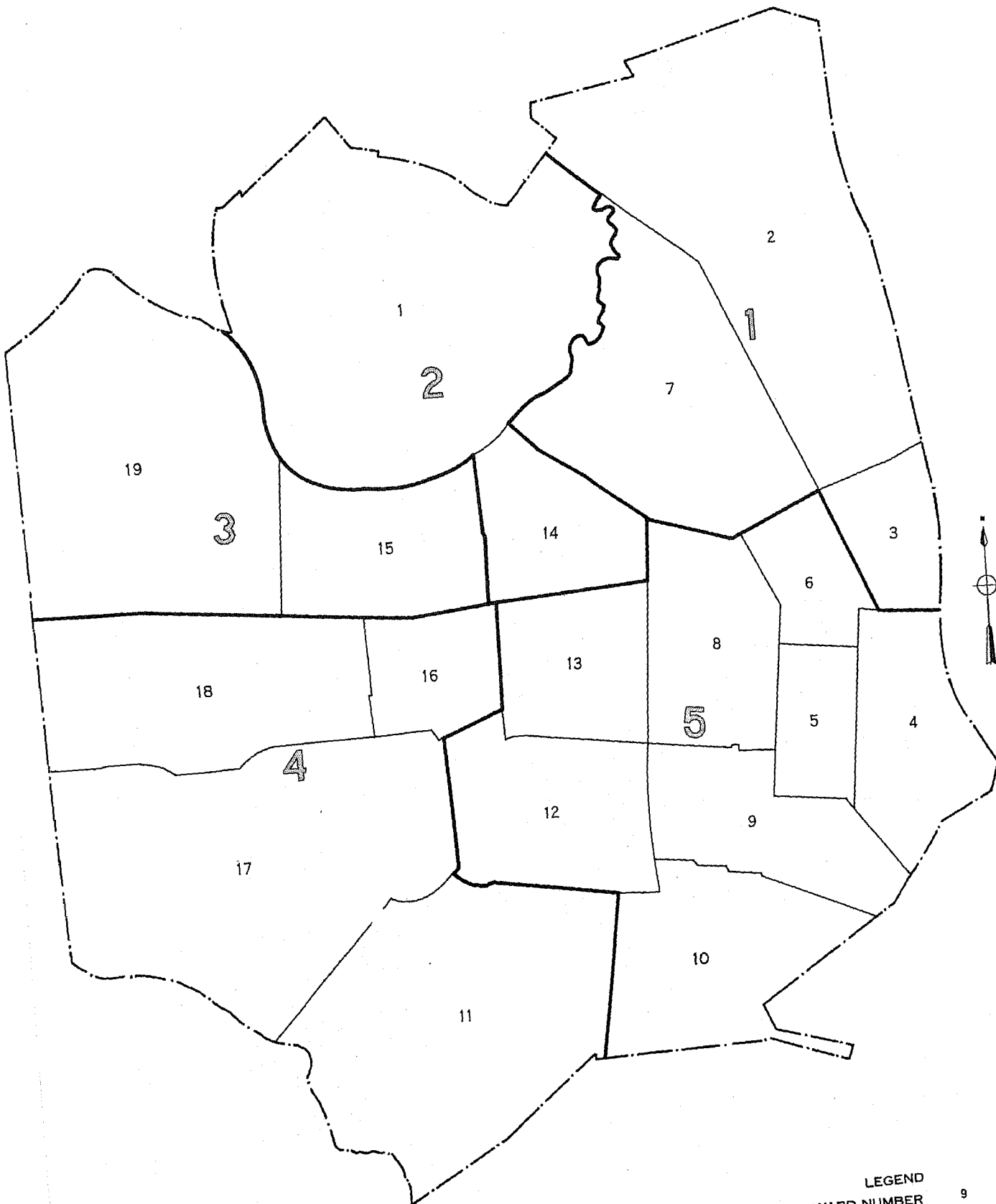
HOUSING—BLOCK STATISTICS

Table 3.—CHARACTERISTICS OF HOUSING FOR WARDS, BY BLOCKS: 1950—Con.

Ward	Block	All dwelling units by occupancy and tenure					All dwelling units by condition and plumbing facilities			Occupied dwelling units			Contract monthly rent <sup>1</sup>		Value <sup>2</sup> of one-dwelling-unit structures		
		Total	Owner occupied	Renter occupied	Vacant non-seasonal not dilap., for rent or sale	Other vacant and non-resident	Number reporting	No private bath or dilap.	No running water or dilap.	Total	Persons per room	Occupied by non-white	Number reporting	Average monthly rent (dollars)	Number reporting	Average value (dollars)	
										Number reporting	1.51 or more						
19	645	24	3	21					24	24	6	21	17	1 0.88	3	1,933	
	646	28	21	4		3	28	21	28	25	6	25	2		20	1,860	
	647	53	33	17	1	2	53	49	39	50	12	49	18	1 6.11	30	1,963	
	648	40	19	18		3	40	31	23	37	6	24	14	1 5.42	18	2,838	
	649	37	26	9	1	1	37	25	19	35	4	14	7	2 0.57	22	2,309	
	650	2															
	651	25	17	8			25	14	4	25	25	7	7	2 5.85	14	5,285	
	652	20	15	5			20	7	1	20	20		3	3 3.33	14	5,600	
	653	4	2	1	1		4	2	2	3	3		1		1		
	654	8	2	5		1	6	2	2	7	7	1	4	3 4.50	2		
	655	18	13	2		3	17			15	15	2	2		13	0,276	
	656	14	8	5		1	10	6	1	13	13	1	3	2 3.33	7	3,071	
	657	6	5	1			6	3	3	6	6		1		5	3,700	
	658	1															
	659	5	2	3			5	4	2	5	5		2		1		
	660	6	2	4			5	1	1	6	6	1	4	2 0.25	2		
	661	52	12	39		1	43	42	34	51	51	10	39	8 9.1	7	3,557	
	662	14	10	4			13	3	3	14	13		3	3 1.66	7	6,042	
	663	46	30	15		1	42	17	5	45	45	6	13	2 6.07	24	4,391	
	664	15	9	6			15	1	1	15	15	1	5	2 6.20	9	4,888	
	665	19	13	6			17			19	19	1	6	4 2.66	11	5,954	
	666	29	20	6		3	26	4	4	26	26	2	3	18.50	19	5,868	
	667	7	3	4			7	4	4	7	7	4	4	5.50	3	4,666	
	668	11	10	1			11			11	11	1	1		9	8,411	
	920	27	17	10			27	26	13	27	27	2	27	1 1.25	12	2,183	
	921	18	14	4			18	18	10	18	18	4	18	1 4.00	12	1,725	
	922	16	10	5		1	16	14	9	15	15	5	5	10.60	9	1,933	
	923	19	7	8	1	3	19	18	13	15	15	3	14	13.75	7	3,014	
	924	21	15	6			21	11	9	21	21	2	14	1 1.80	13	10,500	
	925	14	12	2			14	3	3	14	14		3		11	12,754	
	926	86	45	38	2	1	79	73	33	83	83	17	15	2 0.38	40	2,085	

<sup>1</sup>For renter - occupied dwelling units and vacant nonseasonal not dilapidated units, for rent.  
<sup>2</sup>For owner - occupied dwelling units and vacant nonseasonal not dilapidated units, for sale only.

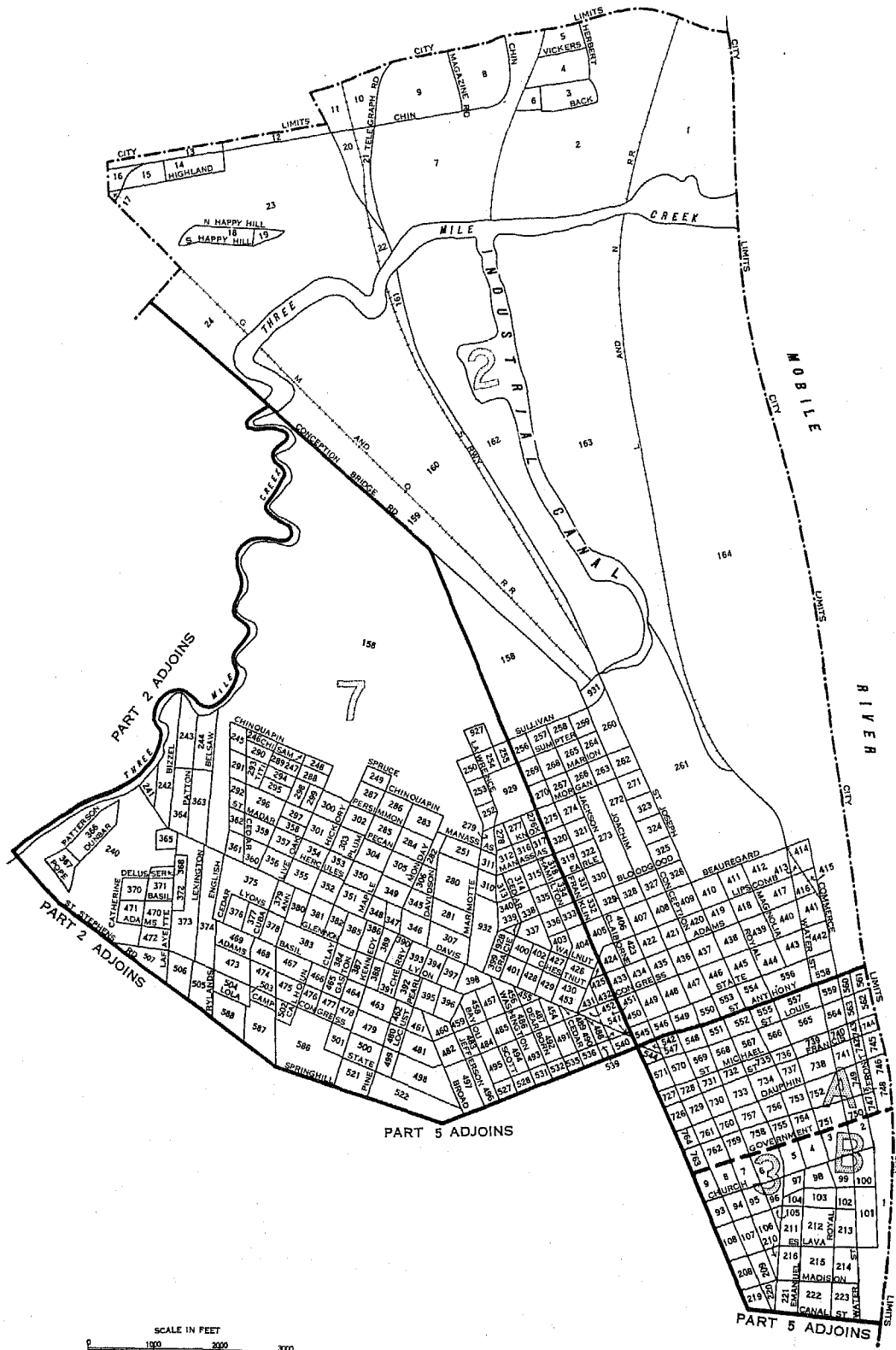
MOBILE, ALABAMA, BY WARDS: 1950  
KEY MAP



LEGEND  
WARD NUMBER 9  
PART NUMBER 1

# MOBILE, ALABAMA, BY WARDS AND BLOCKS; 1950

PART 1 OF 5 PARTS


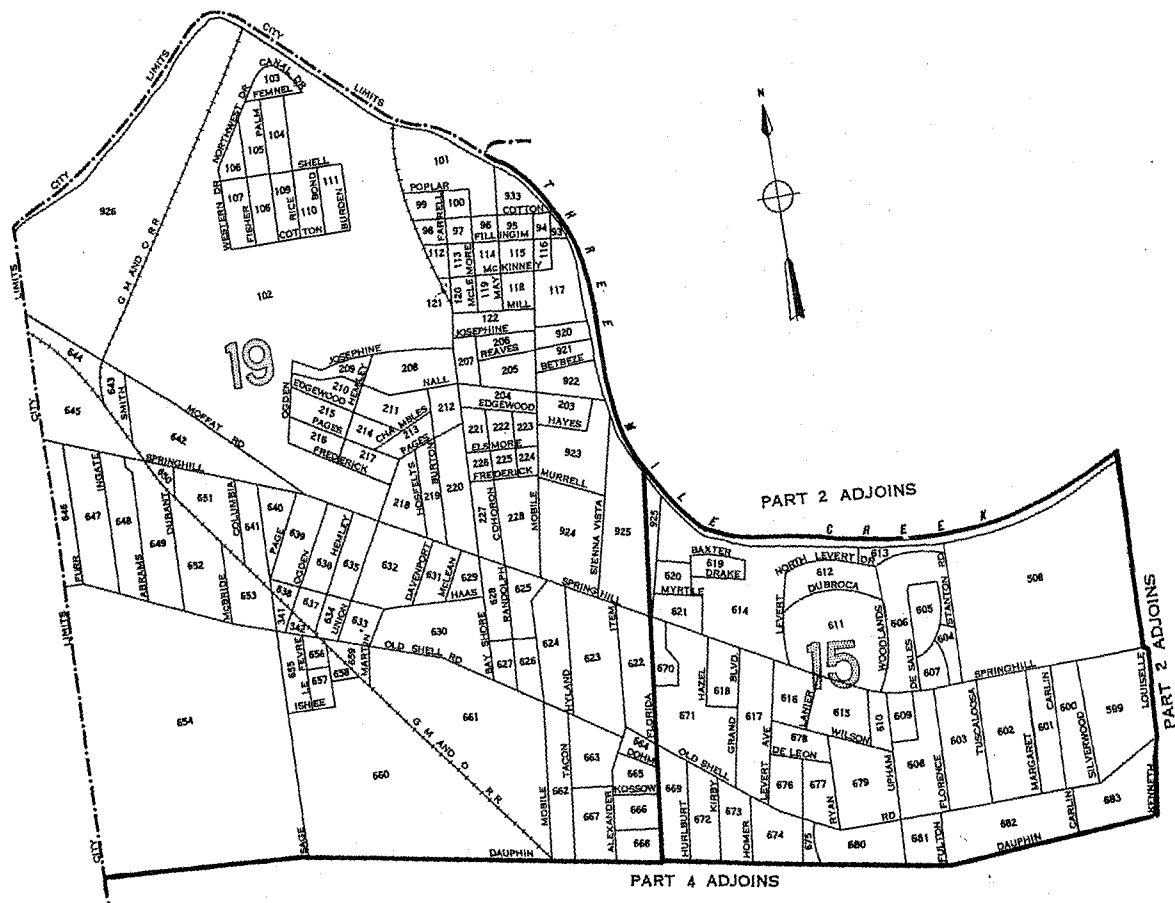


LEGEND

- BLOCK NUMBERS 25
- WARD NUMBERS 2
- WARD BOUNDARIES
- BLOCK AREA LETTERS A
- BLOCK AREA BOUNDARIES
- U.S. DEPARTMENT OF COMMERCE, BUREAU OF THE CENSUS



MOBILE, ALABAMA, BY WARDS AND BLOCKS: 1950  
 PART 3 OF 5 PARTS



LEGEND

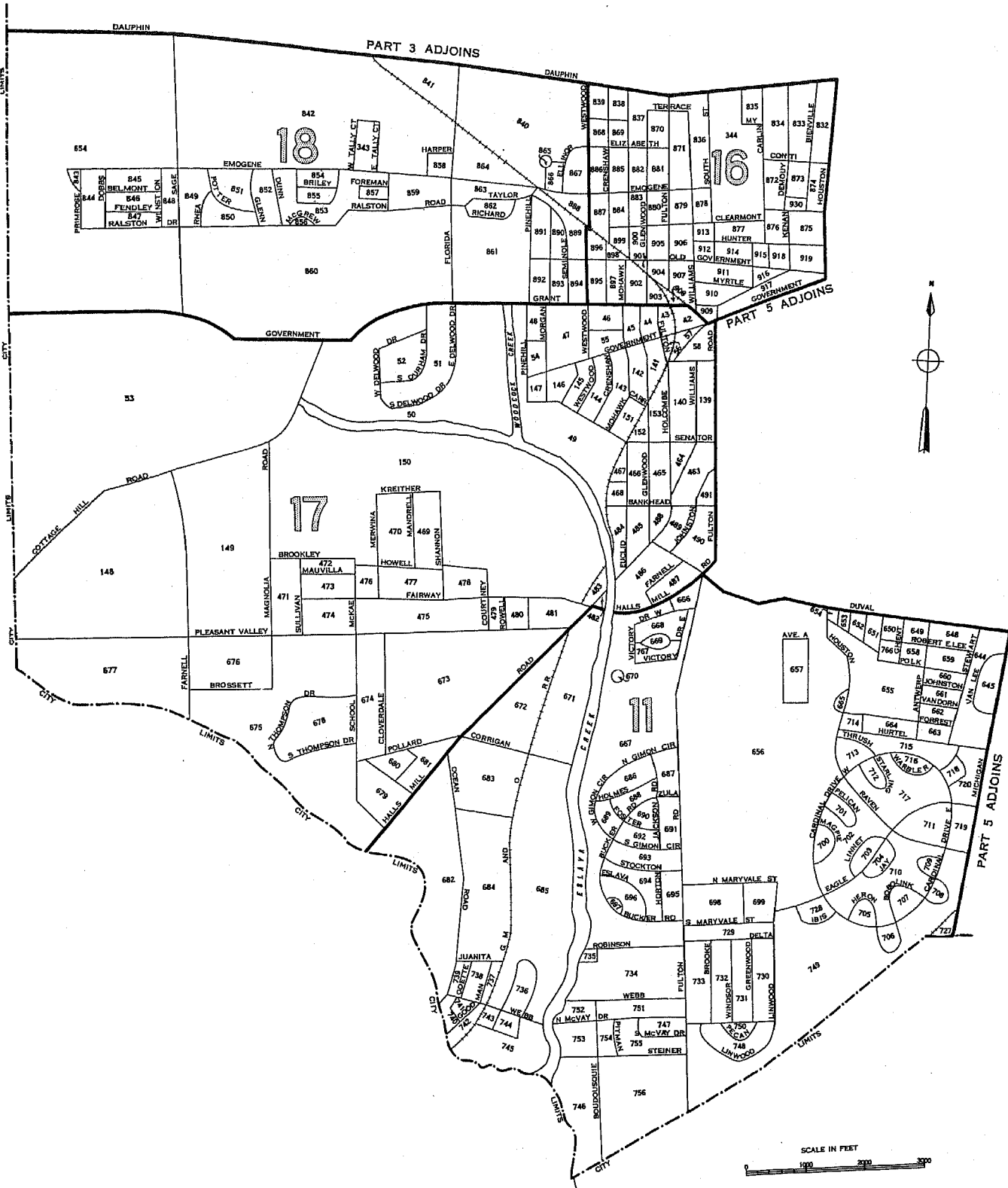
25  
**2**  
**A**

BLOCK NUMBERS  
 WARD NUMBERS  
 WARD BOUNDARIES  
 BLOCK AREA LETTERS  
 BLOCK AREA BOUNDARIES  
 U.S. DEPARTMENT OF COMMERCE, BUREAU OF THE CENSUS



MOBILE, ALABAMA, BY WARDS AND BLOCKS: 1950

PART 4 OF 5 PARTS



LEGEND

- BLOCK NUMBERS
- WARD NUMBERS
- WARD BOUNDARIES
- BLOCK AREA LETTERS
- BLOCK AREA BOUNDARIES
- U.S. DEPARTMENT OF COMMERCE, BUREAU OF THE CENSUS

25  
**2**  
**A**

MOBILE, ALABAMA, BY WARDS AND BLOCKS: 1950

PART 5 OF 5 PARTS



LEGEND

- BLOCK NUMBERS
- WARD NUMBERS
- WARD BOUNDARIES
- BLOCK AREA LETTERS
- BLOCK AREA BOUNDARIES
- U.S. DEPARTMENT OF COMMERCE, BUREAU OF THE CENSUS


25

2

A

# 1950 UNITED STATES CENSUS OF HOUSING

U. S. DEPARTMENT OF COMMERCE • BUREAU OF THE CENSUS



**MONTGOMERY, ALA.** **BLOCK**  
**STATISTICS**

## U. S. CENSUS OF HOUSING: 1950

### Volume

- I General Characteristics
- II Nonfarm Housing Characteristics
- III Farm Housing Characteristics
- IV Residential Financing
- V Block Statistics

Housing statistics for census tracts are to be included in the Population reports on census tracts.

## U. S. CENSUS OF POPULATION: 1950

### Volume

- I Number of Inhabitants
- II Characteristics of the Population

Succeeding volumes will cover the following subjects:

Census Tracts, Nativity and Parentage, Nonwhite Population by Race, Persons of Spanish Surname, Institutional Population, Differential Fertility, Labor Force Characteristics, Occupation, Industry, Income, Internal Migration, Education, Characteristics of Families and Households.

## CORRECTIONS

U. S. Bureau of the Census. U. S. Census of Housing: 1950.

Volume V, Block Statistics

Part 115, Montgomery, Alabama

Page 3 (Table 2) - In the column entitled "Ward"  
change 8 to 23

Pages 15-17 (Table 3) - In the column entitled "Ward"  
change 8 to 23

**UNITED STATES CENSUS of HOUSING : 1950**  
U. S. DEPARTMENT OF COMMERCE      BUREAU OF THE CENSUS  
CHARLES SAWYER, Secretary      ROY V. PEEL, Director



**BLOCK STATISTICS**


**MONTGOMERY**  
**ALABAMA**

*Prepared under the supervision of*  
Howard G. Brunzman, Chief  
*Population and Housing Division*

1950 HOUSING CENSUS REPORT  
VOLUME V, PART 115

UNITED STATES GOVERNMENT PRINTING OFFICE 1952

**BLOCKS • WARDS**





## BUREAU OF THE CENSUS

ROY V. PEEL, *Director*

A. ROSS ECKLER, *Deputy Director*  
HOWARD C. GRIEVES, *Assistant Director*  
CONRAD TAEUBER, *Assistant Director*  
MORRIS H. HANSEN, *Assistant Director for Statistical Standards*  
ROBERT Y. PHILLIPS, *Assistant Director for Operations*  
CALVERT L. DEDRICK, *Coordinator, International Statistics*  
FRANK R. WILSON, *Information Assistant to the Director*

**Population and Housing Division—**

HOWARD G. BRUNSMAN, *Chief*  
WAYNE F. DAUGHERTY, *Assistant Chief for Housing*  
ROBERT B. VOIGHT, *Assistant Chief for Operations*  
HENRY S. SHRYOCK, Jr., *Assistant Chief for Population*  
EDWIN D. GOLDFIELD, *Program Coordinator*

Quality and Equipment Statistics—Robert C. Hamer, *Chief*  
Inventory Statistics—Carl A. S. Coan, *Chief*  
Developmental Programs—J. Hugh Rose, *Chief*  
Residential Financing—Junia H. Honnold, *Chief*  
Territories and Possessions—Joel Williams, *Chief*  
Statistical Sampling—Joseph Steinberg, *Chief*  
Statistical Procedure—Morton A. Meyer, *Chief*  
Processing Operations—Milton D. Lieberman, *Chief*

**Administrative Service Division—**WALTER L. KEHRES, *Chief*  
**Agriculture Division—**RAY HURLEY, *Chief*  
**Budget Officer—**CHARLES H. ALEXANDER  
**Business Division—**HARVEY KAILIN, *Acting Chief*  
**Field Division—**LOWELL T. GALT, *Chief*  
**Foreign Trade Division—**J. EDWARD ELY, *Chief*  
**Geography Division—**CLARENCE E. BATSCHELET, *Chief*  
**Governments Division—**ALLEN D. MANVEL, *Chief*  
**Industry Division—**MAXWELL R. CONKLIN, *Chief*  
**Machine Tabulation Division—**C. F. VAN AKEN, *Chief*  
**Personnel Division—**HELEN D. ALMON, *Chief*

### SUGGESTED IDENTIFICATION

U. S. Bureau of the Census. *U. S. Census of Housing: 1950. Vol. V, Block Statistics, Part 115.*  
U. S. Government Printing Office, Washington, D. C., 1952.

For sale by the Superintendent of Documents, U. S. Government Printing Office, Washington 25, D. C.,  
or any of the Field Offices of the Department of Commerce - Price 15 cents

## PREFACE

This report presents statistics on characteristics of dwelling units by blocks for the city. The tabulations are based on data from the 1950 Census of Housing, taken as of April 1, 1950. Authorization for the 1950 Census of Housing as part of the Seventeenth Decennial Census was provided by the Housing Act of 1949, approved July 15, 1949.

The major portion of the information compiled from the 1950 Census of Housing appears in Volume I, *General Characteristics*; Volume II, *Nonfarm Housing Characteristics*; Volume III, *Farm Housing Characteristics*; Volume IV, *Residential Financing*; and Volume V, *Block Statistics*. Volume V consists of separate reports, issued as bulletins for each of the 209 cities which in 1940 or in a subsequent census had a population of 50,000 or more. These reports will not be bound into a single publication.

The subjects covered in both the 1950 and 1940 reports on characteristics of dwelling units by blocks are substantially similar.

This report was prepared under the direction of Howard G. Brunsman, Chief, Population and Housing Division, and Wayne F. Daugherty, Assistant Chief for Housing. Robert C. Hamer, Chief, Quality and Equipment Statistics Section, was in charge of coordinating the content and the format of the report with assistance from Carl A. S. Coan, Chief, Inventory Statistics Section; Floyd D. McNaughton, Chief, Equipment and Facilities Unit; Beulah Washabaugh, Chief, Tenure and Vacancy Unit; and Walter A. Hines. The compilation of the statistics was under the supervision of Robert B. Voight, Assistant Chief for Operations.

The collection of the information on which these statistics are based was under the supervision of Lowell T. Galt, Chief, Field Division. The geographic work, including the assignment of all block numbers and the preparation of maps, was under the supervision of Clarence E. Batschelet, Chief, Geography Division. The data were tabulated under the supervision of C. F. Van Aken, Chief, Machine Tabulation Division.

February 1952.



# MONTGOMERY, ALA.

## CONTENTS

### INTRODUCTION

	Page		Page
General.....	1	Definitions and explanations—Continued	
Related reports.....	1	Persons per room.....	2
Use of data.....	1	Color of occupants.....	2
Comparability with 1940 Housing Census data.....	1	Contract monthly rent.....	2
Definitions and explanations.....	1	Value of one-dwelling-unit structures.....	2
Dwelling unit.....	1	Number reporting.....	2
Occupancy and tenure.....	2	Block identification.....	2
Condition and plumbing facilities.....	2		

### TABLES

	Page
Table 1.—Characteristics of housing for the city: 1950.....	3
Table 2.—Characteristics of housing by wards: 1950.....	3
Table 3.—Characteristics of housing for wards, by blocks: 1950.....	4

Map of city, by blocks, appears following last page of tables.

# BLOCK STATISTICS

## INTRODUCTION

### GENERAL

Volume V of the Reports on Housing consists of a separate report for each of the 209 cities which in 1940, or in a subsequent census prior to 1950, had a population of 50,000 or more. Each report presents for the city, by blocks, tabulations for a limited number of subjects obtained in the Census of Housing. The subjects in these reports are similar to those in the block statistics supplements to Volume I of the reports of the 1940 Census of Housing. The subjects in this report present the number of dwelling units classified by occupancy and tenure, condition and plumbing facilities, persons per room, color of occupants, average contract monthly rent of renter-occupied and selected vacant units, and the average value of one-dwelling-unit owner-occupied and selected vacant structures. In table 1, the statistics for these subjects are summarized for the city. Table 2 contains the statistics for wards; these are the only statistics for wards that will be published from the 1950 Census of Housing. In table 3, the data are presented by blocks within wards and block areas. Maps identifying the location of each block and the ward boundaries are a part of this report.

**Related reports.**—Related statistics for this city are contained in the Reports on Housing, Volume I, *General Characteristics*; and in the Reports on Population, Volume I, *Number of Inhabitants*, and Volume II, *Characteristics of the Population*.

The Reports on Housing for each State in Volume I present data on the characteristics of dwelling units for the State by residence (urban, rural nonfarm, and rural farm), for standard metropolitan areas, urbanized areas, counties, for urban places, places of 1,000 to 2,500 inhabitants, and rural-nonfarm and rural-farm dwelling units for each county. Each report includes the following subjects: occupancy, tenure, race of occupants, type of structure, year built, condition and plumbing facilities, water supply, toilet and bathing facilities, number of rooms, number of persons, persons per room, electric lighting, heating equipment, heating and cooking fuels, refrigeration equipment, kitchen sink, radio, television, and, for nonfarm units, the contract monthly rent, gross monthly rent, and value of one-dwelling-unit structures.

Volume I of the Reports on Population shows the 1950 population of each county and of each minor civil division within the county. It also contains figures for each incorporated place, for each unincorporated place with 1,000 or more inhabitants, and for incorporated places of 5,000 or more by wards. A special series of tables presents data for each urbanized area giving the incorporated places and portions of minor civil divisions within it.

Volume II of the 1950 Population Reports contains statistics on the general characteristics of the population. Chapter A of this volume repeats the figures on number of inhabitants as shown in Volume I; Chapter B presents demographic, economic, and social characteristics of the population; and Chapter C gives more detailed cross-classifications for States and large cities and standard metropolitan areas.

**Use of data.**—The tabulation of housing characteristics for areas as small as city blocks provides descriptive material of considerable value for technical studies of housing in the city. The statistics will be useful in compiling totals for special types of areas that may be defined to meet the requirements of individual investigators. Users of the data should bear in mind that in

practically all cases the data for a given block represent the work of only one enumerator. Consequently, housing characteristics for blocks are subject to a wider margin of error than is to be expected in the figures for tracts or wards which represent returns made by a number of enumerators. Misinterpretation of instructions by one enumerator may cause a significant bias in the statistics for a block even though it may have a negligible effect upon the figures for larger areas. In particular, the enumeration of "condition" depended to a considerable extent upon the judgment of the individual enumerator. Also, failure to indicate the correct block number for a significant number of dwelling units may introduce errors into the block data.

**Comparability with 1940 Housing Census data.**—In the 1940 Census of Housing, reports entitled "Block Statistics" were issued as supplements to the first series of Housing bulletins. These supplements consisted of separate reports for each of the 191 cities which had 50,000 inhabitants or more in 1930

In the 1950 reports, the block numbers used are different, in most cases, from those used in the 1940 reports. Therefore, to compare 1940 and 1950 data for a given block, it is necessary to locate the block on the maps to obtain the corresponding 1940 and 1950 block numbers.

The subjects in both the 1940 and 1950 reports are substantially similar. However, data on number of structures, year built, and mortgage status have been omitted from the 1950 report. Furthermore, in the 1940 reports average contract or estimated monthly rent was reported for all dwelling units while in 1950 average contract monthly rent is reported for some, and average value for other, dwelling units.

### DEFINITIONS AND EXPLANATIONS

More detailed and complete definitions are presented in Volume I of the Housing Reports.

**Dwelling unit.**—In general, a dwelling unit is a group of rooms or a single room, occupied or intended for occupancy as separate living quarters, by a family or other group of persons living together or by a person living alone.

A group of rooms, occupied or intended for occupancy as separate living quarters, is a dwelling unit if it has separate cooking equipment or a separate entrance. A single room, occupied or intended for occupancy as separate living quarters, is a dwelling unit if it has separate cooking equipment or if it constitutes the only living quarters in the structure. Also, each apartment in a regular apartment house is a dwelling unit even though it may not have separate cooking equipment. Excluded from the dwelling unit count are large rooming houses, institutions, dormitories and transient hotels and tourist courts.

In the 1940 Census, a dwelling unit was defined as the living quarters occupied or intended for occupancy by one household. A household consisted of a family or other group of persons living together with common housekeeping arrangements, or a person living entirely alone. However, the enumerator was not explicitly instructed to define rooms as dwelling units on the basis of cooking equipment or separate entrance.

The number of dwelling units in the 1950 Census may be regarded as comparable with the number of dwelling units in the 1940 Census. Some living quarters may have been classified as separate dwelling units in the one census and not in the other. Further, in the 1950 Census, living quarters with five or more

lodgers were not tabulated as dwelling units; generally, such quarters were included in the 1940 dwelling unit count. However, the net effect of these changes is probably small.

**Occupancy and tenure.**—Dwelling units are classified by occupancy and tenure into four groups: owner-occupied; renter-occupied; vacant nonseasonal not dilapidated, for rent or sale; and other vacant and nonresident. A dwelling unit is classified as owner-occupied if it was owned wholly or in part by the head of the household or by some related member of his family living in the dwelling unit. All other occupied units are classified as renter-occupied whether or not cash rent was actually paid for living quarters. Rent-free units and living accommodations received in payment for services performed are thus included with the renter-occupied units.

A dwelling unit is considered vacant if no persons are living in it at the time of enumeration. New units not yet occupied were enumerated as vacant dwelling units if construction had proceeded to the extent that all the exterior windows and doors were installed and final usable floors were in place. The classification "Vacant nonseasonal not dilapidated, for rent or sale" is descriptive of the vacant dwelling units reported in this classification. "Other vacant and nonresident" units include all dilapidated and seasonal vacant units as well as the not dilapidated units which were not for rent or sale.

Because of changes in enumeration procedures, the counts of total vacant units in 1940 and 1950 are not strictly comparable. In 1940, vacant units were enumerated if they were habitable; units uninhabitable and beyond repair were excluded from the enumeration. In 1950, units were included regardless of condition if they were intended for occupancy as living quarters. Therefore, no comparison should be made between the data on "vacant nonseasonal not dilapidated, for rent or sale" units from the 1950 Census and data in the 1940 Census reports.

In both censuses, dwelling units occupied entirely by non-residents were included with vacant units not for rent or sale. Trailers, tents, houseboats, and railroad cars which were vacant were excluded from the dwelling unit inventory in both 1950 and 1940.

**Condition and plumbing facilities.**—Data on condition of a dwelling unit are shown in combination with data for selected plumbing facilities and are, therefore, limited to units for which both condition and plumbing facilities are reported. Plumbing facilities include water supply, toilet facilities, and bathing facilities.

The category "with private bath" includes those dwelling units reported with both a flush toilet and a bathtub or shower inside the structure for the exclusive use of the occupants of the unit. The category "no private bath" includes those dwelling units not having private flush toilet or not having private bathing facilities. The "no running water" category includes units with only piped running water outside the structure or with only other sources such as a hand pump.

A dwelling unit is "dilapidated" when it is run-down or neglected, or is of inadequate original construction, so that it does not provide adequate shelter or protection against the elements or it endangers the safety of the occupants.

**Persons per room.**—The number of persons per room has been computed for each occupied dwelling unit by dividing the number of persons in the dwelling unit by the number of rooms in the dwelling unit. All persons enumerated in the Population Census as members of the household (including lodgers, servants, and other nonrelated persons) are counted in determining the number of persons that occupy the dwelling unit. The number of rooms in the dwelling unit includes all rooms available for living quarters throughout the year. Not counted as rooms are bathrooms, closets, pantries, halls, screened porches, and unfinished rooms in the basement and attic.

**Color of occupants.**—Occupied dwelling units are classified by color of head of household according to the definition used in the

1950 Census of Population. The group designated as "nonwhite" consists of Negroes, Indians, Japanese, Chinese, and other non-white races. Persons who are not definitely Indian or of other nonwhite race are classified as white.

**Contract monthly rent.**—Contract monthly rent is the rent, at the time of enumeration, contracted for by the renter regardless of whether it includes furniture, heating fuel, electricity, cooking fuel, water, or personal services.

Monthly rent for vacant dwelling units is the amount asked for the dwelling unit at the time of enumeration. The average monthly rent relates to renter-occupied dwelling units and vacant nonseasonal not dilapidated units for rent. Dwelling units which are occupied "rent-free" are not included with the units reporting rent.

**Value of one-dwelling-unit structures.**—Average value is shown for owner-occupied dwelling units and vacant nonseasonal not dilapidated units which are for sale only. Value is shown only if the unit is in a one-dwelling-unit structure without business and if it is the only dwelling unit included in the property. The value represents the amount for which the owner estimates that the property, including such land as belongs with it, would sell under ordinary conditions and not at a forced sale. For vacant units, value is the sale price asked by the owner.

**Number reporting.**—Occupancy and tenure are reported for all dwelling units, and color of occupants is reported for all occupied units. The corresponding distributions for these subjects in table 1 are based on all dwelling units and on occupied units, respectively. For all other subjects, the distributions are based on the units for which the specific characteristics are reported, that is, the "Number reporting."

The number of dwelling units for which the enumerator obtained no report on a particular item is shown for the city totals only; however, the number "not reported" can easily be derived for each area in tables 2 and 3 by subtracting the number reporting from the total number of dwelling units (or total occupied).

**Block identification.**—A map or series of maps is included in this report showing block numbers for each block, number and letter designations for wards and block areas, and the names of principal streets.

Blocks are identified by serial numbers, a separate series of numbers being used for each ward or for a group of wards. Thus, the location of each block for which data are presented in table 3 may be determined by referring to the ward and block number shown on the map. Similarly, data for a specific block may be located in the table by reference to the map for the identification numbers of the ward and block.

In some cities "block areas" have been established to facilitate the numbering of blocks in groups of less than 1,000. This may cause a break in the sequence of block numbers within a ward. Where this occurs each part of the ward that is in a separate block area is distinguished on the map, and in the table the data are shown for blocks in numerical order within each block area section of the ward. When a boundary of a ward cuts through a block separating the block into segments, the statistics for each segment are tabulated in the ward in which it is physically located on the map. In such cases, to obtain the statistics for the entire block it is necessary to add the statistics for all segments.

If no dwelling units are reported for a block, the block number is not listed in table 3, although it is shown on the map. Dwelling units for which the block number was not reported are indicated in the table by the symbol "NR." Detailed data are not shown for such dwelling units, nor for blocks containing fewer than three dwelling units. Average monthly rent is not shown when the monthly rent was reported for fewer than three dwelling units. Average value is not shown when the value of one-dwelling-unit properties was reported for fewer than three dwelling units. All dwelling units are included, however, in the statistics for the city and for each ward.

Table 1.—CHARACTERISTICS OF HOUSING FOR THE CITY: 1950

Subject	Number	Percent	Subject	Number	Percent
<b>OCCUPANCY AND TENURE</b>			<b>PERSONS PER ROOM</b>		
All dwelling units.....	32,315	100.0	Occupied dwelling units.....	30,473	...
Owner occupied.....	12,232	37.9	Number reporting.....	29,980	100.0
Renter occupied.....	18,241	56.4	1.50 or less.....	26,824	89.5
Vacant nonseasonal not dilapidated, for rent or sale.....	1,306	4.0	1.51 or more.....	3,156	10.5
Other vacant and nonresident.....	536	1.7	Not reported.....	493	...
<b>CONDITION AND PLUMBING FACILITIES</b>			<b>CONTRACT MONTHLY RENT</b>		
All dwelling units.....	32,315	...	Renter-occupied, and vacant nonseasonal not dilapidated units, for rent—Number reporting.....	18,126	...
Number reporting.....	31,448	100.0	Total contract monthly rent.....dollars..	598,208	...
With private bath, not dilapidated.....	19,088	60.7	Average monthly rent.....dollars..	33.00	...
No private bath, with running water, not dilapidated.....	3,382	10.8	<b>VALUE OF ONE-DWELLING-UNIT STRUCTURES</b>		
No running water or dilapidated.....	8,978	28.5	Owner-occupied, <sup>1</sup> and vacant nonseasonal not dilapidated units, for sale only—Number reporting.....	10,439	...
Condition or plumbing facilities not reported.....	867	...	Total value or sale price.....dollars..	81,973,100	...
No private bath or dilapidated.....	12,360	39.3	Average value.....dollars..	7,853	...
<b>COLOR OF OCCUPANTS</b>					
Occupied dwelling units.....	30,473	100.0			
White.....	19,098	62.7			
Nonwhite.....	11,375	37.3			

<sup>1</sup> Restricted to 1-dwelling-unit properties.

Table 2.—CHARACTERISTICS OF HOUSING BY WARDS: 1950

Ward	All dwelling units by occupancy and tenure					All dwelling units by condition and plumbing facilities			Occupied dwelling units			Contract monthly rent <sup>1</sup>		Value <sup>2</sup> of one-dwelling-unit structures		
	Total	Owner occupied	Renter occupied	Vacant non-seasonal not dilap., for rent or sale	Other vacant and non-resident	Number reporting	No private bath or dilap.	No running water or dilap.	Total	Persons per room	Occupied by non-white	Number reporting	Average monthly rent (dollars)	Number reporting	Average value (dollars)	
<b>TOTAL</b>	<b>32315</b>	<b>12232</b>	<b>18241</b>	<b>1306</b>	<b>536</b>	<b>31448</b>	<b>12360</b>	<b>8978</b>	<b>30473</b>	<b>29980</b>	<b>3156</b>	<b>11375</b>	<b>18126</b>	<b>33.00</b>	<b>10439</b>	<b>7,853</b>
1	3365	537	2409	358	61	3300	1098	653	2946	2893	310	482	2690	48.00	345	3.683
2	8484	2922	4760	683	119	8263	4575	5438	7682	7603	1166	5021	4702	23.09	2885	4.520
3	3636	1550	1980	50	76	3562	420	214	3530	3456	102	184	1945	51.96	1242	12.608
4	2260	575	1597	20	68	2205	1187	852	2172	2111	276	1087	1557	24.95	389	4.941
5	4251	318	1788	101	44	4165	810	615	4106	4075	225	541	1750	42.73	2081	8.411
6	3237	733	2404	25	75	3107	2650	2199	3137	3042	734	2247	2303	14.02	527	2.353
7	4982	2320	2540	51	71	4897	1584	995	4860	4804	336	1799	2466	28.81	1890	7.050
8	2080	1277	763	18	22	1949	26	12	2040	1996	7	14	713	59.49	1080	16.675

<sup>1</sup>For renter-occupied dwelling units and vacant nonseasonal not dilapidated units, for rent.  
<sup>2</sup>For owner-occupied dwelling units and vacant nonseasonal not dilapidated units, for sale only

## HOUSING—BLOCK STATISTICS

Table 3.—CHARACTERISTICS OF HOUSING FOR WARDS, BY BLOCKS: 1950

[Detailed statistics not shown for blocks containing fewer than 3 dwelling units, nor for dwelling units not allocated by blocks (designated by NR)]

Ward	Block	All dwelling units by occupancy and tenure					All dwelling units by condition and plumbing facilities			Occupied dwelling units			Contract monthly rent <sup>1</sup>		Value <sup>2</sup> of one-dwelling-unit structures		
		Total	Owner occupied	Renter occupied	Vacant non-seasonal not dilap., for rent or sale	Other vacant and non-resident	Number reporting	No private bath or dilap.	No running water or dilap.	Total	Persons per room		Occupied by non-white	Number reporting	Average monthly rent (dollars)	Number reporting	Average value (dollars)
											Number reporting	1.61 or more					
1	36	76	17	59		74	57	55	76	72	2.0		56	128.0			
	40	835	10	797	12	16	827	12	807	799	1.1	51	798	84.87	16	2,675	
	41	68		68			66		68	68	1.5		67	32.43		3,375	
	42	18		18			18		18	18	2.2		18	28.55			
	43	44		44			44		44	44	3.3		44	30.15			
	44	21	11	10			21	9	21	20	2.2		19	30.62	7	4,428	
	45	196	1	194	1		195		195	194	4.4		194	30.70			
	46	56		55			56		55	55	2.2		56	30.53			
	47	48		48			48		48	48	1.1		48	31.45			
	48	72		72			70		72	72	2.2		72	32.04			
	49	6		6			6		6	6	1.6		6	37.50			
	50	30	12	18			29	21	30	30	1.6		16	21.62	4	3,275	
	51	5	2	3			4	5	6	5	1.1		5	14.30	1		
	52	5	2	3			5	2	5	5	1.1		5	14.30	1		
	53	14	2	11	1		14	14	13	12	1.7		12	21.91	2		
	54	37		37			34	22	37	37	2.7		37	6.86			
	55	24	5	19			24	17	24	24	6.6		19	14.68	3	2,966	
	56	16	7	9			15	5	16	16	1.1		16	34.37	4	5,250	
	57	29	4	24	1		29	24	29	27	7.7		23	20.91	4	4,050	
	58	31	13	18			31	13	31	29	5.5		17	26.94	6	4,875	
	59	16	6	10			16	14	16	16	2.2		10	15.80	4	5,000	
	60	12	5	7		1	12	10	11	11	1.1		6	25.66	2		
	63	27	11	15		1	27	22	11	11	5.5	19	15	13.06	9	1,977	
	64	10	2	8			10	9	10	10	1.1		8	10.50	1		
	65	13	2	11			13	11	13	13	1.3		13	7.90	1		
	66	29	1	28			29	28	29	29	2.6		28	19.89			
	67	10	1	9			10	9	10	10	1.0		9	16.77			
	68	26	2	22		2	26	18	26	24	8.8		22	23.59			
	79	7	1	6			7	5	7	7	4.4		5	28.80			
	80	21	3	17	1		21	12	20	20	1.4		18	26.44			
	81	17	4	9	4		13	2	13	11	6.6		13	48.23	2		
	83	58	12	43	3		58	23	55	55	1.1		45	28.86	2	10,666	
	84	44	5	31	1	6	44	28	37	37	1.1	13	32	21.96	6		
	85	12	5	7		1	12	9	11	11	2.5	19	6	8.00	2		
	86	42	11	30	1		41	34	41	41	1.9		29	16.65	2	3,750	
	87	18	9	8			18	11	17	17	1.1		8	20.87	6	4,283	
	88	22	7	15			22	20	22	22	2.2	20	12	6.33	6	850	
	89	1					1		1	1							
	90	36	4	30	2		36	1	34	30			31	53.03			
	92	2					2		2	2							
	93	22	6	15	1		22	12	21	21	5.5		16	10.00	5	3,760	
	94	21	8	12		1	21	16	20	20			12	19.50	4	2,100	
	95	13	6	7			13	9	13	13	2.2		7	17.14	2		
	96	27	3	21			27	15	27	27	2.2		20	15.25	3	3,933	
	97	17	6	14			17	15	17	17	1.8		14	11.50			
	98	11	9	2			11	1	11	11	1.1	3	14	2.50	2	3,000	
	99	11	3	8			11	5	11	11	3.3		8	20.00	3	5,266	
	105	54	23	26	1	4	53	38	49	48	1.9	1	27	25.88	1	4,281	
	106	34	12	22			33	20	34	34	2.4		27	31.09	1	5,100	
	107	47	18	29			47	22	47	47	2.4		26	36.53	1	4,500	
	108	31	12	19			29	15	31	31	1.1		19	30.52	7	5,428	
	109	19	7	11	1		17	7	18	18	1.1		11	29.63	4	4,500	
	110	109	2	7	100		107		9	2			107	91.55			
	115	1					1		1	1							
	116	31	2	28	1		30	10	30	30	2.2		29	45.34	1		
	118	31	4	23		3	22	3	27	25			23	45.65	1		
	119	1					1		1	1							
	120	26	7	16	2		20	6	23	22	2.2		16	33.25	2		
	121	32	17	15			28	4	32	29	1.4		13	38.84	12	5,941	
	122	44	12	32			44	26	44	42	4.4		31	33.00	4	6,925	
	123	26	9	16	1		26	11	25	24			17	33.64	2		
	124	17	3	11			17	15	14	14			11	18.09	2		
	125	27	8	19		3	27	23	27	27	3.3		19	19.89	1	3,940	
	130	9	3	6			9	9	9	9	1.1		6	8.33	3	1,800	
	132	14	3	10	1		14	13	13	13	1.5		10	10.20	3	2,000	
	133	12	5	7			12	11	12	12	2.2		7	10.28	5	2,000	
	134	7	5	2			7	7	7	7	1.1		5	10.28	4	2,000	
	135	27	11	16			26	25	27	27	9.9		16	89.3	1	2,000	
	136	22	4	18			22	22	22	21	3.3		18	9.05	1	2,063	
	165	1					1		1	1					4	1,950	
	166	13	5	7			13	13	12	10	1.5		7	8.85	5	2,900	
	167	10	2	8		1	10	10	10	10	1.0		8	9.87	2		
	168	19	6	13			19	19	19	19	1.1		13	9.61	6	1,883	
	169	7		7			7	7	7	7	4.4		7	12.71			
	172	6	2	4			6	6	6	5			4	14.75	2		
	207	1					1		1	1							
	209	38	14	24			38	37	38	37	13.3		23	9.78	13	2,715	
	210	73	39	31	1	2	73	73	70	70	6.9		29	9.86	3	2,715	
	212	10		10			10	2	10	10	1.0		10	36.50	3	1,991	
	213	15		13	2		15	15	13	13	8.8		15	11.00	5		
	214	31	18	11		2	31	31	29	29	10.2		8	88.7	17	3,035	
	276	26	25	24	2	3	26	16	49	49	3.3		22	55.41	4	2,300	
	277	1		1			1	1	1	1	1.1		1	1.1	1		
	394	72	37	20	2	13	71	36	57	54	11.5		20	21.10	34	4,641	
2	88	72	44	28			69	68	72	72	1.7		24	8.66	35	2,397	

<sup>1</sup>For renter-occupied dwelling units and vacant nonseasonal not dilapidated units, for rent.<sup>2</sup>For owner-occupied dwelling units and vacant nonseasonal not dilapidated units, for sale only.

MONTGOMERY, ALA.

Table 3.—CHARACTERISTICS OF HOUSING FOR WARDS, BY BLOCKS: 1950—Con.

Ward	Block	All dwelling units by occupancy and tenure					All dwelling units by condition and plumbing facilities			Occupied dwelling units				Contract monthly rent <sup>1</sup>		Value <sup>2</sup> of one-dwelling-unit structures	
		Total	Owner occupied	Renter occupied	Vacant non-seasonal not dilap., for rent or sale	Other vacant and non-resident	Number reporting	No private bath or dilap.	No running water or dilap.	Total	Persons per room		Occupied by non-white	Number reporting	Average monthly rent (dollars)	Number reporting	Average value (dollars)
											Number reporting	1.51 or more					
2	114	8	2	6		7	5		8	8	3		6	39.33	1		
	117	1															
	137	48	12	36		48	47	44	48	48	11	47	35	8.65	12	2,966	
	138	7		7		7	6	6	7	7	4	6		10.42			
	139	69	23	44	1	69	43	17	67	67	13	13	44	21.54	11	6,136	
	140	21	7	14		21	6		21	21			14	30.35	5	7,400	
	141	91	21	66	4	91	16	1	87	87		1	66	45.80	10	6,330	
	142	38	10	25	2	38	15	1	35	35			27	30.22	4	8,250	
	143	78	16	56		76	37	8	72	67	15		52	29.28	9	8,555	
	144	137	25	111		129	36	2	136	134	7	2	111	43.28	10	7,330	
	145	169	17	147	1	154	26		164	160	6		143	46.17	2		
	146	80	15	61	3	74	27	3	76	76	3	3	63	35.96	4	10,875	
	150	87	16	68	3	85	18		84	84	4		69	40.23	3	9,166	
	151	126	34	87	5	124	31		121	121	3		91	37.74	17	7,382	
	152	121	37	82	1	113	55	32	119	119	5		76	34.53	20	7,575	
	153	101	30	68	2	98	39	23	98	98	4	1	65	36.98	13	8,115	
	154	59	18	39	1	59	34	24	57	57	6	4	40	31.95	6	3,333	
	155	53	9	40	1	52	41	27	49	48	9	22	40	18.62	7	2,400	
	156	77	23	50	3	76	42	4	73	73	9	21	49	22.91	16	4,756	
	157	98	40	53	2	96	81	57	93	91	26	65	53	13.71	28	3,367	
	158	22	5	17		22	21	21	22	22	8	19	17	7.41	3	2,666	
	159	10	9	1		10	8	8	10	10	3	10	1		9	2,955	
	160	9	3	6		9	8	8	9	9	2	8	6	8.66	3	2,700	
	161	31	22	9		31	31	27	31	31	10	23	9	8.88	21	2,385	
	173	36	17	18	1	36	31	28	35	35	6	33	18	12.11	16	2,512	
	174	27	10	17		27	24	20	27	27	5	22	17	13.58	9	3,055	
	175	26	10	16		26	26	24	26	26	7	26	15	12.06	6	2,250	
	176	41	12	25		41	39	37	37	37	8	36	25	8.28	10	1,900	
	177	31	24	7	4	31	28	22	31	31	4	31	7	13.42	21	1,904	
	178	50	16	34		50	44	39	50	50	14	47	34	11.38	15	2,386	
	179	27	7	20		27	27	23	27	26	8	27	20	11.10	6	3,183	
	180	31	11	17	1	31	27	23	28	28	8	27	17	10.41	10	2,420	
	181	71	21	46	4	67	65	53	67	65	14	67	44	10.29	17	2,164	
	182	55	27	28		51	47	34	55	54	5	55	28	11.32	23	2,334	
	183	40	7	33		39	31	12	40	40	5	40	31	15.12	6	3,700	
	184	21	9	12		21	14	9	21	21	3	21	11	17.81	5	2,240	
	185	11	4	7		11	10	9	11	11	1	11	6	9.50	3	3,533	
	186	17	6	11		17	15	14	17	17	12	17	11	11.09	6	3,666	
	187	61	16	44	1	54	54	52	60	55	12	57	43	8.81	7	10,800	
	189	13	2	11		13	13	13	13	13	4	12	10	6.00	2		
	190	24	12	10		24	22	21	22	22	1	22	10	7.70	12	2,983	
	191	13	1	12		13	13	13	13	13	3	13	12	9.25	1		
	192	9	5	4		9	8	8	9	9	3	9	4	8.00	5	3,300	
	193	17	7	10		15	13	12	17	17	6	17	10	11.00	4	3,750	
	194	19	4	14	1	19	17	16	18	18	3	18	13	9.92	2		
	195	49	22	27		49	41	34	49	47	6	49	26	11.19	20	2,535	
	196	62	24	37	1	62	59	49	61	58	17	61	37	10.24	23	1,921	
	197	39	11	25	3	38	30	25	36	36	4	36	24	13.79	8	3,575	
	198	68	12	55	1	61	56	49	67	67	22	67	54	10.27	10	2,900	
	199	75	33	41	1	71	61	53	74	74	6	74	40	13.40	24	2,750	
	200	38	19	19		36	28	25	38	38	7	38	16	9.12	18	2,644	
	201	9	1	8		9	9	4	9	9	2	9	8	11.50	1		
	202	4	1	3		4	4	4	4	4	4	4	3	12.33	1		
	203	11	4	7		11	11	11	11	11	3	11	7	10.00	4	2,500	
	204	28	11	17		27	25	25	28	27	7	27	16	9.31	11	2,109	
	205	4	4	4		3	3	3	4	4	2	4	4	5.50			
	216	24	10	14		24	24	24	24	24	13	24	13	8.92	10	1,290	
	217	2	2	2		2	2	2	2	2	4	2	9	8.00	8	2,787	
	219	22	11	11		22	22	20	22	22	4	22	9	8.00	8	2,787	
	220	38	10	28		38	37	36	38	38	10	38	28	9.03	9	2,522	
	221	24	4	19	1	24	22	20	23	23	4	23	18	10.11	4	2,875	
	222	8	1	7		8	8	4	8	8	1	8	6	8.83	1		
	223	18	6	12		15	15	14	18	18	4	18	11	6.63	4	2,525	
	224	28	14	14		24	15	13	28	27	3	28	14	16.21	11	2,809	
	225	18	6	11	1	18	13	9	17	17	4	17	12	18.58	6	3,733	
	226	35	11	25		35	35	35	35	35	5	35	34	9.79			
	227	61	18	40	1	49	34	33	58	55	4	34	38	20.36	12	4,908	
	228	44	15	25	3	44	44	40	40	40	1	40	24	33.25	7	19,142	
	229	60	15	43	1	60	56	49	58	58	1	58	43	43.58	6	61,666	
	233	109	25	80	1	103	72	54	105	101	19	61	81	15.87	17	5,811	
	234	44	20	23	1	42	23	12	43	42	8	43	18	14.61	19	3,510	
	235	19	1	18		18	18	18	19	19	1	19	2	8.77	5	1,740	
	236	39	6	32		39	33	22	38	38	6	38	28	9.17	5	4,666	
	238	42	12	30	1	42	33	29	42	42	11	40	30	10.06	12	2,979	
	239	59	29	29	1	55	37	34	58	56	9	58	30	11.46	24	3,025	
	240	25	15	10		23	21	18	25	25	3	25	10	8.20	12	1,808	
	241	21	1	20		20	20	19	21	21	6	21	20	12.35	1		
	242	18	7	10	1	17	17	17	17	17	6	17	9	6.22	7	1,442	
	243	6	3	3		6	6	6	6	6	3	6	3	4.66	2		
	244	2				2	2	2	2	2							
	246	7	5	2		7	7	6	7	7	1	6	2		5	1,740	
	247	4	3	1		4	4	2	4	4	1	4	1		3	4,666	
	248	61	26	34	1	58	48	38	60	59	3	59	34	8.77	24	2,979	
	249	19	18	1		19	15	10	19	19	2	19	1		17	1,882	
	250	39	18	21	1	37	30	24	37	37	6	37	18	10.22	13	1,955	
	251	39	14	25		39	32	27	37	37	5	37	23	13.00	13	1,792	
	252	19	15	3	1	19	8	1	18	18		18	3	17.00	14	4,021	

<sup>1</sup>For renter - occupied dwelling units and vacant nonseasonal not dilapidated units, for rent.  
<sup>2</sup>For owner - occupied dwelling units and vacant nonseasonal not dilapidated units, for sale only.

## HOUSING—BLOCK STATISTICS

Table 3.—CHARACTERISTICS OF HOUSING FOR WARDS, BY BLOCKS: 1950—Con.

Ward	Block	All dwelling units by occupancy and tenure					All dwelling units by condition and plumbing facilities			Occupied dwelling units			Contract monthly rent <sup>1</sup>		Value of one-dwelling-unit structures		
		Total	Owner occupied	Renter occupied	Vacant non-seasonal not dilap., for rent or sale	Other vacant and non-resident	Number reporting	No private bath or dilap.	No running water or dilap.	Total	Persons per room		Occupied by non-white	Number reporting	Average monthly rent (dollars)	Number reporting	Average value (dollars)
											Number reporting	1.51 or more					
2	253	77	21	56					77	76	8	74	53	22.58	17	41.52	
	254	67	28	39		75	17	3	67	67	13	41	37	19.18	22	20.77	
	258	9	4	5		65	4	31	9	9			5	27.00	2		
	259	19	11	8		19	17	12	19	16	3	18	8	10.75	11	20.54	
	260	118	9	108	1	118	7		117	117	6	117	108	23.00	9	43.88	
	261	20	13	7		20	30	23	20	19			5	23.40	13	40.69	
	262	30	22	8		30	23	17	30	30		30	8	12.62	19	1.584	
	263	14	9	5		14	13	12	14	14		14	5	10.40	6	1.933	
	264	29	21	8		29	14	11	29	29		28	8	12.00	19	22.52	
	265	34	25	9		33	20	12	34	34		34	7	11.57	20	23.35	
	266	19	6	13		18	16	13	19	19		19	13	11.61	4	22.00	
	267	13	2	11		13	13	12	13	13		13	11	8.63	2		
	268	32	14	18		31	25	19	32	31		31	16	10.37	11	2.609	
	269	16	4	12		16	15	11	16	16		16	12	11.16	3	30.66	
	270	43	25	18		43	41	40	43	43		43	17	9.82	24	21.95	
	271	18	2	16		18	18	18	18	18		18	14	9.50	2		
	273	1				1			1								
	279	3		3		3	3	3	3	3		3	3	8.33			
	280	15	1	14		14	14	14	15	15		15	3	4.53			
	281	6	2	4		6	6	6	6	6		6	3	7.33			
	282	18	13	5		18	18	16	18	18		18	4	10.00	11	1.727	
	283	22	16	6		21	20	13	22	22		22	5	14.33	15	23.46	
	284	10	7	3		10	7	5	10	10		10	3	12.00	7	2.948	
	285	67	9	56	1	67	63	62	67	67		67	53	7.28	6	22.50	
	286	8	3	5		8	8	6	8	8		8	3	7.75	3	31.66	
	287	46	13	31		46	35	32	46	44		44	4	13.54	13	23.53	
	288	13	6	7		13	11	8	13	13		13	3	9.28	6	2.666	
	289	88	33	55		87	72	50	88	88		88	54	10.28	30	3.320	
	290	17	8	8	1	16	15	8	16	16		16	2	10.55	5	3.500	
	291	54	33	20	1	54	27	10	53	53		53	20	13.00	29	43.44	
	292	19	5	14		19	6	6	19	19		19	13	31.76	4	51.25	
	301	29	19	10		29	1		29	29		29	3	40.70	4	6.807	
	302	130	50	78	1	129	44	26	128	128		128	31	31.38	13	16.893	
	303	43	27	15	1	41	29	13	42	42		42	9	11.80	30	3.561	
	304	46	32	13	1	45	27	13	45	45		45	4	11.58	29	3.520	
	305	80	42	33	4	80	46	35	75	75		75	12	14.46	42	3.211	
	306	29	18	11		29	22	14	29	28		28	11	5.45	16	2.831	
	307	116	65	50	1	116	99	77	115	115		115	45	10.08	54	24.94	
	308	2				2			2			2					
	309	10	1	9		10	10	6	10	10		10	8	12.87	1		
	310	24	11	13		24	24	22	24	23		24	11	7.90			
	311	13	2	11		13	13	13	13	13		13	11	7.45	8	1.000	
	312	7		7		7	7	7	7	7		7	7	5.57			
	313	10		10		10	10	10	10	10		10	10	5.70			
	314	36	4	32		32	30	30	36	36		36	32	7.46			
	316	86	26	57	1	84	80	80	83	83		83	78	14.19	17	1.341	
	317	19	5	14		19	17	8	19	19		19	4	8.50	4	1.623	
	318	19	8	11		19	17	16	16	16		16	9	15.44	7	21.57	
	319	19	15	4	1	19	9	8	19	19		19	4	19.25	14	2.935	
	320	22	10	12		22	19	8	22	21		22	11	12.72	8	2.875	
	321	21	11	10		21	16	7	21	21		21	9	11.44	10	2.610	
	322	25	13	12		24	22	7	25	24		25	12	9.75	11	3.400	
	323	16	11	5		16	6		16	16		16	5	21.60	9	2.666	
	324	42	7	31		41	10	9	38	38		38	31	29.70	7	8.500	
	325	36	6	29		35	27	21	35	35		35	29	19.17	5	31.000	
	331	15	11	4		15	14	3	15	13		15	4	9.00	11	4.372	
	332	29	15	14		29	20	5	29	27		29	14	11.21	15	3.200	
	333	33	15	18		33	24	11	33	33		33	17	11.47	11	2.400	
	334	50	31	18	1	50	40	27	49	49		49	18	11.72	27	1.744	
	335	42	22	20		42	34	25	42	42		42	19	14.73	20	21.40	
	336	47	29	18		47	36	27	47	47		47	17	16.41	28	1.935	
	337	15	7	8		15	11	7	15	15		15	3	12.28	6	3.400	
	338	26	17	8		26	23	17	25	25		25	7	8.00	15	2.253	
	339	12	5	7		12	11	11	12	12		12	7	9.28	5	1.780	
	340	26	16	10		26	26	25	26	26		26	10	10.20	13	11.53	
	341	22	15	7		22	20	19	22	22		22	6	16.66	15	1.426	
	342	3	2	1		3	3	3	3	3		3	1		2		
	343	17	11	6		16	16	16	17	17		17	5	7.60	10	1.000	
	344	4	2	2		4	4	4	4	4		4	2		2		
	346	20	11	9		19	17	14	20	20		20	7	9.00	10	2.790	
	347	18	8	7		16	13	13	15	15		15	6	7.66	8	2.425	
	348	22	11	11		22	18	10	22	22		22	9	16.44	10	21.30	
	349	18	12	6		18	18	10	18	18		18	6	10.00	10	2.610	
	350	20	12	8		20	10	3	20	20		20	8	12.87	12	2.808	
	351	14	12	2		14	14	2	14	14		14	1		9	3.333	
	352	32	11	20		32	28	21	31	30		31	20	26.85	9	27.44	
	353	40	17	23		39	36	30	40	40		40	22	9.54	12	23.33	
	355	38	12	25	1	35	30	30	37	37		37	24	14.04	10	1.550	
	356	23	11	12		22	14	2	23	23		23	12	10.75	10	2.550	
	357	24	11	13		24	19	3	24	24		24	13	13.23	10	2.500	
	358	43	13	29		40	35	18	42	42		42	29	15.72	9	1.811	
	359	19	9	10	1	18	17	15	19	19		19	9	9.88	8	1.775	
	360	14	6	8		14	14	14	14	14		14	6	8.16	6	1.216	
	361	21	10	11		21	21	21	21	21		21	11	8.18	10	9.90	
	362	1				1			1			1					
	363	19	13	6		19	19	19	19	19		19	8	6.83	12	1.941	
	365	2				2			2			2					

<sup>1</sup>For renter-occupied dwelling units and vacant nonseasonal not dilapidated units, for rent.<sup>2</sup>For owner-occupied dwelling units and vacant nonseasonal not dilapidated units, for sale only.

Table 3.—CHARACTERISTICS OF HOUSING FOR WARDS, BY BLOCKS: 1950—Con.

Ward	Block	All dwelling units by occupancy and tenure					All dwelling units by condition and plumbing facilities			Occupied dwelling units			Contract monthly rent <sup>1</sup>		Value <sup>2</sup> of one-dwelling-unit structures			
		Total	Owner occupied	Renter occupied	Vacant non-seasonal not dilap., for rent or sale	Other vacant and non-resident	Number reporting	No private bath or dilap.	No running water or dilap.	Total	Persons per room		Occupied by non-white	Number reporting	Average monthly rent (dollars)	Number reporting	Average value (dollars)	
											Number reporting	1.51 or more						
2	366	15	9	6					15	15	2	15	6	9.50	9	2888		
	367	25	11	14					24	23	22	25	14	14.21	11	1900		
	368	34	12	22					28	28	26	34	22	11.31	11	1618		
	369	8	1	7					8	6	1	8	7	21.14	1			
	370	10	2	8					10	8	1	10	8	23.25	2			
	371	152	28	120	2	2	143	32	24	148	141	9	35	117	47.78	21	6,038	
	372	21	6	15			20	20	17	21	21	11	20	15	8.66	5	1,120	
	373	19	5	14			19	15	14	19	19	4	17	14	9.14	5	2,100	
	374	26	7	19			26	20	13	26	26	8	26	19	15.26	6	4,500	
	375	49	23	25		1	49	36	28	48	48	9	46	25	13.08	23	2,978	
	376	44	21	21		2	42	39	35	42	42	10	41	21	9.66	19	1,778	
	377	17	11	5		1	14	14	11	16	16	6	16	5	19.20	11	1,618	
	379	5	4	1			5	5	5	5	5	2	5	1		4	2,500	
	380	7	3	4			5	5	5	7	7	2	7	4	11.50	3	2,433	
	381	6	1	5			6	5	5	6	6	5	5	4	7.50	1		
	382	14	8	4		2	14	14	14	12	12	2	12	4	9.00	8	2,375	
	383	7	4	2			7	7	7	6	6	6	6	2		4	3,075	
	384	118	23	91	1	1	111	29	24	114	113	18	111	90	17.98	24	2,558	
	385	25	12	12		1	25	21	17	24	24	1	24	12	15.16	9	2,522	
	386	13	7	6			13	11	10	13	13	3	11	6	10.50	6	3,316	
	388	7	4	3			7			7	7			3	39.33	3	7,500	
	389	19	2	15	2		18	12	10	17	17	2	8	13	18.30	1		
	390	12	4	8			12	12	12	12	12	2	12	8	14.50	4	2,700	
	391	7	3	4			7	7	7	7	7		6	4	8.00	3	1,500	
	392	12	8	3		1	12	12	12	11	11	1	12	3	5.66	8	2,312	
	393	6	3	2		1	6	5	5	5	5	2	5	2		4	3,575	
	395	1					1			1	1					392	5,508	
	396	406	13	2	391		404	8	2	15	15	1	2					
	398	1					1			1	1							
	399	151	4	81	66		151	2	2	85	85		2	145	56.40	2		
	400	143	27	106	9	1	136			133	127		2	106	56.27	25	10,380	
	406	25	22	3			25			25	25		3	3	67.33	21	11,833	
	407	21	17	4			18			21	21		4	4	75.00	15	15,700	
	408	14	12	2			14			14	14		2	2		12	18,333	
	409	35	32	3			35			35	35		2	2		32	10,346	
	410	45	42	3			45			45	45		1	3	80.00	40	8,870	
	411	23	17	4	2		23			21	21		3	3	83.33	19	81,221	
	412	35	16	15	2	2	35			31	31			16	45.93	5	71,800	
	413	52	29	21	1	1	51			50	50		1	22	47.86	6	71,666	
	414	19	19	8	1		28			27	27			8	63.12	18	81,888	
	415	16	13	6		3	16			13	13			6	60.83	13	10,692	
	416	24	17	5	1		24			23	23			5	9.64	14	9,964	
	417	22	16	5	1		22	1		21	21			5	52.00	17	9,011	
	418	24	18	4		2	24			22	22			4	43.00	12	8,900	
	419	1					1			1	1							
	420	15	9	4		2	15			13	13			4	61.25	8	9,300	
	421	18	13	5			18			18	18			5	62.60	12	9,516	
	422	17	13	4			17			17	17			4	67.75	13	9,784	
	423	14	10	4			14			14	14			4	68.25	10	13,070	
	436	47	4	5	37	1	47	6	5	9	9		1	6	29.66	36	5,541	
	437	12	1	4	2		12	11	9	5	5			5	26.00	1		
	438	272	2	25	8	5	269	11	1	261	256	65		260	21.04	1		
	439	4	2	2			4			4	4			2		3	600	
	440	7	4	3			7	6	5	7	7			2		3		
	441	107	2	55	100		104	2	2	8	8			3	25.00	100	7,650	
	442	8	6	2			8			8	8			1		6	566	
	443	14	4	9			14	14	14	13	13		8	7	7.85	3	900	
	444	29	13	14	1	1	29	26	25	27	27		25	15	9.06	9	955	
	445	22	13	9			22	22	22	22	22		5	6	11.50	12	1,225	
	446	16	9	4		3	16	16	16	13	13		6	3	14.66	8	812	
	3	PART IN BLOCK AREA A																
		223	1							7	7							
		262	7		7					8	8							
		263	8		8					8	8		1					
		264	27	2	23	2		25	5	1	25	24	1	1	23			
		265	36	4	32			34	1		36	34	1	1	31			
		313	61	8	52			58			60	60			51			
		314	70	4	62			69	13	8	66	66			64			
		350	102	8	92	2		99	1	1	100	99		1	93			
		351	34	10	24			33	1	1	34	32		1	22			
		402	80	12	67		1	80	9		79	79			63			
		403	50	6	43	1		50			49	49		1	44			
		452	43	9	32		2	41	2	2	41	41		1	30			
		453	57	20	31	1	5	57			51	51		1	29			
		496	18	6	12			18			18	18		9	11			
		497	57	18	38			57			56	56		3	35			
		498	61	12	47	1	2	57	6	5	59	56		1	46			
		499	36	13	21		2	33	4	4	34	33		3	19			
		500	46	13	30			41	7	4	43	41		4	30			
		532	10		5			10			10	10			5			
	533	25	2	22		1	23	8	6	24	24		3	22				
	534	11	5	6			11	1		11	11			6				
	535	15	8	6		2	13			13	11			7				
	536	24	12	11	1		24	1		23	23			12				
	601	38	19	18		1	37	3		37	32			17				
	602	30	14	16			30			30	30			16				

<sup>1</sup>For renter - occupied dwelling units and vacant nonseasonal not dilapidated units, for rent.  
<sup>2</sup>For owner - occupied dwelling units and vacant nonseasonal not dilapidated units, for sale only.



HOUSING—BLOCK STATISTICS

Table 3.—CHARACTERISTICS OF HOUSING FOR WARDS, BY BLOCKS: 1950—Con.

Ward	Block	All dwelling units by occupancy and tenure					All dwelling units by condition and plumbing facilities			Occupied dwelling units				Contract monthly rent <sup>1</sup>		Value <sup>2</sup> of one-dwelling-unit structures		
		Total	Owner occupied	Renter occupied	Vacant non-seasonal not dilap., for rent or sale	Other vacant and non-resident	Number reporting	No private bath or dilap.	No running water or dilap.	Total	Persons per room		Occupied by non-white	Number reporting	Average monthly rent (dollars)	Number reporting	Average value (dollars)	
											Number reporting	1.51 or more						
3	603	15	8	5	2	1	15	13	12				7	48.14	8	11.000		
	604	22	10	9	2	1	22	19	17				11	66.45	6	13.500		
	605	30	15	12	2	1	30	27	26				14	73.50	10	20.500		
	606	91	18	66	2	5	88	84	77	1	1		66	46.56	9	12.333		
	630	10	5	5			10	10	10				5	59.40	4	10.525		
	631	25	22	3			25	25	25				1		20	27.900		
	632	41	21	20			39	41	40				1	52.16	17	27.029		
	633	19	7	8		4	18	15	14				1	57.16	6	23.600		
	634	9	5	4			8	9	9				1		4	30.750		
	635	18	12	6			17	18	18					48.00	11	16.272		
	655	44	30	14			41	44	44	1			14	60.35	24	15.554		
	656	11	7	3		1	10	10	10				2		7	28.571		
	657	5	5				5	5	5						4	30.000		
	658	11	9	1	1		11	10	10				1		8	19.187		
	659	25	19	5		1	23	24	24				5	57.00	18	14.833		
	660	17	10	6			16	17	17				7	58.28	10	17.400		
	661	10	6	4			4	9	9				3	63.33	4	13.500		
	662	26	3	20			25	26	26	2			20	52.55	3	15.000		
	679	5	5				5	5	5				1		2			
	680	57	54	3			57	57	57				3	88.33	53	14.081		
	681	30	20	10			30	30	29			1	9	62.11	15	18.033		
	682	15	15				15	15	15				2		13	16.038		
	683	38	31	7		1	38	37	37				5	53.40	30	15.666		
	684	20	18	2			20	20	20				2		18	13.800		
	685	42	31	11			36	42	36				8	84.37	28	14.910		
	686	43	31	12			43	43	43				7	58.85	34	13.632		
	687	21	16	5		1	20	20	20				5	72.80	13	14.653		
	708	23	16	7			22	23	22				4	67.75	18	14.861		
	709	29	16	13	1	1	29	27	27				12	80.83	14	15.892		
	710	22	18	3	1		22	21	21				3	110.00	16	14.781		
	711	24	24				24	24	24						24	13.091		
	756	63	13	50			62	63	63				50	74.46	11	14.609		
	757	37	13	23	1		37	36	36				24	68.54	10	13.600		
	759	7	7				7	7	7						7	17.357		
	760	15	13	2		2	15	13	12						12	14.841		
	761	10	8	2		2	10	8	8						8	18.250		
	762	7	6	1			7	6	6						6	13.750		
	763	12	8	4		2	12	12	12						10	15.620		
	764	40	36	4			40	40	39				4	122.50	10	12.005		
	768	27	22	5			27	27	27				5	87.00	36	12.005		
	769	171	64	98	6	3	171	162	161	1	1		103	73.66	63	10.396		
	770	91	86	5			91	86	86				91	69.16				
	771	23	23				23	23	23				23	66.65				
	774	31	25	5		1	29	30	28				5	96.60	25	10.244		
	775	37	31	5		1	36	36	35	1			5	100.00	31	9.838		
	776	33	24	7			29	31	29				6	109.16	23	9.160		
	784	11	11				11	11	11						11	9.254		
	785	39	34	4		1	39	38	38				3	103.33	34	8.879		
	786	93	77	13	2	1	91	90	90	6	3		13	58.84	35	13.548		
	787	105	63	33		9	103	97	94	25	8	2	27	1.444	58	2.193		
	3	PART IN BLOCK AREA B																
		147	53	6	46		1	52	8	52	52		5	1	45	38.68	1	
		148	83	5	76	2		81	10	81	79			77	42.35			
		149	68	8	57	1	2	67	13	63	63		2	4	57	47.94		
		230	75	12	62	1		71	10	74	25		4	61	38.34	1		
		231	25	9	16			25	3	25	25			15	34.80	4	7.875	
		232	79	30	48	1		79	38	78	12	2		49	28.22	16	6.031	
		255	16	7	7	2		16	7	14				8	33.50	5	7.200	
		256	21	6	9			21	11	15				9	33.11	1		
		257	42	17	25		6	42	19	15				9	33.11	1		
		293	38	22	15	1		38	6	37				24	41.04	10	5.130	
		294	16	8	8			16	3	16				15	30.93	17	6.647	
		295	18	8	10			17	3	16				7	62.14	5	9.200	
		296	13	10	3			13	2	17				3	55.37	7	11.071	
		297	50	25	24	1		50	13	13				3	54.33	8	10.225	
		298	39	27	11		1	38	48	48	1			24	53.70	22	8.113	
		299	14	8	6			14	3	35				11	48.27	25	7.940	
		300	55	23	30		2	55	19	13				6	54.50	7	10.214	
		326	11	8	3			11	1	52			14	29	32.86	17	7.511	
		327	13	8	5			13	1	11			1	2	5	7	7.187	
		328	16	11	5			16	13	13				2	38.60	8	8.750	
		329	14	13	1			13	2	16				4	51.25	10	10.100	
		330	19	12	7			18	6	14				1		12	25.750	
		354	14	5	8		1	13	7	10				10	43.60	11	6.563	
		387	24	4	19		1	24	24	23				8	23.62	4	5.625	
		401	15	6	9			15	14	15				19	7.100	2		
		402	11	2	9			11	10	11				8	11.25	6	6.333	
		403	66	3	61	2		64	64	62				11	8.88	1		
		404	80	6	73		1	78	79	77				7	66.04	1		
		405	36	31	5			36	1	36				7	69.85	5	29.200	
		408	35	33	2			35	35	35				2	75.00	27	12.096	
														2		33	10.596	

<sup>1</sup>For renter - occupied dwelling units and vacant nonseasonal not dilapidated units, for rent.  
<sup>2</sup>For owner - occupied dwelling units and vacant nonseasonal not dilapidated units, for sale only.

Table 3.—CHARACTERISTICS OF HOUSING FOR WARDS, BY BLOCKS: 1950—Con.

Ward	Block	All dwelling units by occupancy and tenure					All dwelling units by condition and plumbing facilities			Occupied dwelling units			Contract monthly rent <sup>1</sup>		Value <sup>2</sup> of one-dwelling-unit structures		
		Total	Owner occupied	Renter occupied	Vacant non-seasonal not dilap., for rent or sale	Other vacant and non-resident	Number reporting	No private bath or dilap.	No running water or dilap.	Total	Persons per room		Number reporting	Average monthly rent (dollars)	Number reporting	Average value (dollars)	
											Number reporting	1.51 or more					Occupied by non-white
4	225	5		5			3	1	5	5			4	29.50			
	226	6	1	5			6		6	5			5	48.40			
	227	3	1	2		1	3		3	3		2	38.34	2			
	230	3	1	2			3		3	3			27.56	1	7.250		
	232	2	1	1			2		2	2			31.12	1	5.625		
	233	3		3			3		3	3			28.93	4			
	254	18	3	14		1	18	13	17	17	2	3	14	9.00	2		
	255	4	3	1			4		4	4		14	36	31.22	2		
	256	3	7	28	2	2	36	19	5	35	35	4	28	35.25	2		
	258	6	8	53			60	7	1	61	60	4	52	43.90	4	9.875	
	259	2	3	18		1	22	5	1	21	21		17	41.23	2		
	260	5	5	43	2	1	50	17		48	47	5	45	44.24	2		
	261	2	3	11		7	21			14	14		9	49.44	1		
	266	1	5	6			11			11	11		6	35.00	3	9.666	
	267	1	5	12	1	1	19			17	16		12	43.75	1		
	268	3	7	24			32	4		31	31	2	25	40.84	2		
	269	3	5	27		2	35	6	4	32	32	1	30	40.10	3	14.333	
	270	3	5	22	2	1	27	15	13	27	27	4	23	18.82	5	5.840	
	271	1	3	16			18	15	6	19	17	2	8	14.62	1		
	272	4	11	37			42	34	26	48	31	6	48	9.36	8	4.150	
	273	4	18	28			44	23	16	46	42	2	24	20.29	9	6.833	
	274	1	20	120		6	145	121	106	140	122	3	104	12.33	14	3.778	
	275	4	46	46			43	43	42	46	43	16	45	8.00			
	305	2	10	11			20	12	3	21	19	2	19	13.80	10	2.660	
	306	2	10	12			22	12	9	22	21	1	20	12.08	9	3.388	
	307	8	3	5			8	6	4	8	8	4	6	9.80	1		
	308	1	3	15	1		16	5	1	15	15		1	48.26	2		
	309	6	3	3			5			6	6		3	50.33	2		
	310	4	5	36		1	40	1	1	41	39	2	33	40.51	2		
	315	5	10	45	2	1	58	19	3	55	55	8	42	40.07	3	7.166	
	316	5	9	42	3		54	10		51	51	1	45	35.64	7	5.300	
	317	5	12	40			51	34	29	52	52	3	40	15.67	7	3.257	
	318	7	14	59			72	24	16	73	73	9	69	25.62	12	6.516	
	319	4	15	26			41	37	34	41	41	7	41	26.62	10	4.900	
	320	3	19	19		17	35	35	35	19	19	8	19	9.11			
	321	2	18	18		10	28	28	28	18	18	6	18	40.39	4	7.500	
	352	7	13	62			75	14	1	75	75	4	61	24.87	3	7.666	
	353	9	11	79		1	91	47	35	90	89	11	28	78	24.87	3	7.666
	354	1	1	17			18	8		18	18	6	17	29.70			
	355	4	11	28		1	39	35	33	39	39	9	37	8.46	9	4.222	
	356	2	14	15			29	21	12	29	29	1	26	10.07	14	6.107	
	357	3	14	19	1	1	33	24	12	33	32	3	31	8.70	12	4.008	
	358	4	18	30		1	48	40	33	48	48	6	48	14.06	15	3.500	
	359	5	33	26			58	43	37	59	59	5	59	11.44	29	3.241	
	360	3	25	5			28	27	17	30	30	7	30	12.60	23	2.921	
361	3	19	19		1	37	17	16	38	38	3	38	11.37	16	2.956		
362	4	14	29			43	42	36	43	43	8	41	11.51	12	2.516		
363	5	26	33			59	42	44	59	59	12	58	9.45	23	4.900		
400	3	21	13			32	21	16	34	34	5	34	10.00	17	2.605		
401	4	16	28		1	44	34	31	44	44	6	44	9.85	15	1.693		
404	4	10	38			48	7		48	48	1	37	38.62	2			
405	2	13	14		1	27	28	7	27	27	1	12	39.25	9	11.000		
406	5	13	37		7	57	30	26	50	50	3	37	22.00	7	7.285		
407	3	17	18		1	36	33	32	35	34	7	35	8.18	12	2.650		
408	1	8	9			14	11	11	17	15	3	17	12.44	4	2.700		
409	1	17	3			19	14	13	21	21		3	10.33	18	2.616		
449	2	18	3		1	30	14	4	30	30	3	3	25.83	3	6.333		
450	3	6	24			41	10		40	40	3	35	29.05	2			
451	4	15	34		1	48	14	6	49	48	3	34	31.64	6	7.166		
5	1	15	1	13	1	15	13	12	14	14	3	11	14	16.57		1.500	
	7	11	4	7		11	11	10	11	11	1	9	6.57	4	1.000		
	8	13	6	7		13	13	13	13	13	5	12	8.16	3	1.000		
	9	22	10	12		22	22	19	22	22	3	18	8.00	6	1.950		
	10	14	79	61	3	1	143	116	110	140	139	4	88	12.78	55	3.256	
	12	14	14				12			14	12		5	5.400	12	7.508	
	13	16	3	7			16	8	1	16	16	2	5	36.00	9	4.888	
	14	3					3	1		3	3						
	15	2					2			2	2						
	16	13	9	1			11			10	10		1		9	6.233	
	17	17	14	3			15	4	1	17	17	3	3	33.33	12	6.683	
	18	3	3	5			6	6	1	6	6		5	47.00	1		
	19	4	26	5	4	7	42	5	1	31	29	3	5	51.40	25	6.900	
	20	4	35	4	1	1	39	3	1	39	39	1	4	63.00	33	7.496	
	21	3	25	3		5	34	3	3	28	28	1	3	48.33	26	8.142	
	22	2	25	1	1	1	23	6	4	25	25	1	1	5.572	25	5.572	
	23	3	26	4		2	32	4	4	30	30	1	4	6.987	24	6.987	
	24	4	30	8		2	40	3	2	37	37	7	7	42.85	29	6.813	
	26	7	28	2	1	3	37	2		44	44	4	5	14.200	5	14.200	
	27	3	22	7		1	30	1		29	29	1	5	7.357	21	7.357	
28	3	24	3	1	2	29	1		27	27	7	4	40.00	20	7.675		
29	6	30	33		1	63	21	21	63	63	1	30	23.76	28	8.146		
30	5	23	25	2	1	46	5	2	45	45	7	20	38.91	19	7.557		
31	1	8	8			16	8	2	16	16	1	7	38.85	8	10.437		
62	8	22	57		1	79	79	71	79	79	27	49	10.32	17	14.52		

<sup>1</sup>For renter - occupied dwelling units and vacant nonseasonal not dilapidated units, for rent.  
<sup>2</sup>For owner - occupied dwelling units and vacant nonseasonal not dilapidated units, for sale only.

HOUSING—BLOCK STATISTICS

Table 3.—CHARACTERISTICS OF HOUSING FOR WARDS, BY BLOCKS: 1950—Con.

Ward	Block	All dwelling units by occupancy and tenure					All dwelling units by condition and plumbing facilities			Occupied dwelling units			Contract monthly rent <sup>1</sup>		Value <sup>2</sup> of one-dwelling-unit structures		
		Total	Owner occupied	Renter occupied	Vacant non-seasonal not dilap., for rent or sale	Other vacant and non-resident	Number reporting	No private bath or dilap.	No running water or dilap.	Total	Persons per room		Number reporting	Average monthly rent (dollars)	Number reporting	Average value (dollars)	
											Number reporting	1.51 or more					Occupied by non-white
5	63	215	98	113	1	3	212	161	158	211	211	56	167	108	1138	90	4456
	103	42	38	3		1	40			41	41			3	8333	38	7789
	104	13	13				13			13	13					13	7700
	105	10	7	3			9	1		10	9					5	7300
	106	10	9	1			10	1		10	10	1				8	8687
	108	26	14	9			26			23	23			11	6218	15	8053
	109	58	41	8		3	52			49	49			9	6455	43	9458
	110	31	20	1			21			21	21			1		20	11875
	111	50	43	6		1	49	1		49	49	1		5	5480	44	9315
	112	22	18	4			22			22	21			4	4325	18	9361
	113	20	14	6			20			20	20			6	5483	13	9000
	114	25	14	10		1	25	2		24	24			11	5590	10	8500
	115	21	15	6			21			21	21			6	3600	13	8284
	116	3	2	1			3	1	1	3	3			1		2	
	117	19	15	4			19	2		19	19			4	4300	14	8535
	118	11	8	2		1	11	2		10	10			2		7	7785
	119	3	3				3			3	3					3	11166
	120	15	13	2			15			15	15			2		11	9890
	121	15	14	1			15			15	15			1		13	9446
	122	34	29	5			34			34	34			5	4500	24	8445
	123	22	13	9			22	2		22	22	1		9	4655	18	9375
	124	27	20	6			27			26	26	1		7	4657	15	10300
	125	32	20	10		2	31			30	30			12	6000	19	12136
	126	26	17	8		1	26			25	25			9	7888	13	12192
127	22	12	10			22			22	22			10	9400	10	15400	
128	23	14	9			23			23	23			9	5544	12	9466	
129	19	12	7			19			19	19			7	4528	10	10200	
130	21	14	7			19			21	21			7	3985	12	8425	
131	1																
132	7	4	3			7	2		7	7			3	2700	4	7875	
133	18	13	5			16	2		18	18			4	3050	13	9576	
134	20	11	9			19	6	1	20	20			9	3822	8	8725	
135	16	10	6			16			16	16			6	4450	9	9055	
136	13	10	3			13			13	13			3	4900	9	8555	
137	11	7	4			11			11	11	1		3	3833	6	9166	
138	20	14	5		1	20	2		19	19			6	4133	13	8000	
160	30	15	17			30	4		30	30			17	5452	10	8150	
161	23	13	10			23			21	21	1		13	3961	6	6916	
162	23	12	11			21	6		23	23			11	5563	10	8720	
163	24	15	9			23	1	1	24	24			9	5188	10	7320	
164	19	13	6			19	1		19	19			6	3866	11	11436	
165	23	12	7		4	23			19	19			8	4637	8	9062	
166	33	15	15		3	31	2		29	29			18	4094	12	10250	
167	20	13	7			20			20	20			7	4585	11	9681	
168	38	15	23			34	4		38	34	1		21	5345	11	8500	
169	13	7	6			13			13	13			7	4583	5	12600	
170	26	12	14			25	2		26	26			14	4735	8	10312	
171	24	19	5			24			24	24			5	8080	18	12388	
172	27	16	11			27			27	27			11	5354	12	11375	
173	17	10	7			17			17	17			7	3700	8	11000	
174	22	13	9			19	2		22	22			8	5150	8	14750	
175	24	12	12			22			24	22			12	3975	10	11850	
176	28	11	17			27	2		28	28			17	3782	8	9312	
177	25	13	11		1	25			24	24			11	4527	12	11625	
178	24	12	12			24	2	2	24	24			12	5558	11	8272	
191	162	21	140		1	161			161	161	1		140	5017	18	9000	
192	44	29	15			42			44	41			12	5083	24	11875	
193	60	27	32		1	58	7	2	59	56	2	3	31	4200	19	10815	
194	30	16	14			28	2		30	30			14	5071	11	9045	
195	16	10	5		1	15			15	15			5	4680	8	8562	
196	26	16	10			26			26	26			9	4677	16	9906	
197	36	17	19			36			36	36			19	4089	15	8520	
198	7	1	6			7			7	7			5	3140	1		
199	231	46	180		5	225	6	3	226	225	1	2	184	6193	44	9386	
200	20	20				20	1	1	20	20			2		19	9289	
201	28	26	2			28			28	27			2		23	9456	
202	68	50	18			67	9	9	68	68	5	8	18	3366	49	9020	
203	67	58	6		3	67	1	1	64	64			6	4983	60	8900	
204	21	18	3			21			21	20			2		18	8805	
205	11	8	2		1	11			10	10	1		2		8	7812	
206	29	16	13			29	5	2	29	29			11	4409	12	8433	
207	7	4	3			7			7	7			3	6166	4	10625	
208	21	14	7			21	2		21	21			7	4814	13	6461	
209	26	13	13			26	1		26	26			12	5558	10	6600	
210	20	13	7			20	4		20	19			7	3671	8	7625	
238	12	5	6		1	12	12	12	11	11	2	11	7	1000	4	1200	
239	24	4	20			24	24	24	24	24			20	755	2		
240	10	6	4			10	2		10	10	6	24	3	4500	4	9000	
241	18	11	7			18	2		18	18			5	4320	11	4890	
242	16	3	13			16			16	16			12	3858	3	11833	
243	24	9	14		1	22	2		23	23			15	4453	7	9571	
244	37	5	29		3	36	35	30	34	34	7	34	27	1096	4	4500	
245	40	12	28			40	38	38	40	40	7	38	28	900	11	3709	

<sup>1</sup>For renter - occupied dwelling units and vacant nonseasonal not dilapidated units, for rent.  
<sup>2</sup>For owner - occupied dwelling units and vacant nonseasonal not dilapidated units, for sale only.

Table 3.—CHARACTERISTICS OF HOUSING FOR WARDS, BY BLOCKS: 1950—Con.

Ward	Block	All dwelling units by occupancy and tenure					All dwelling units by condition and plumbing facilities			Occupied dwelling units			Contract monthly rent <sup>1</sup>		Value <sup>2</sup> of one-dwelling-unit structures		
		Total	Owner occupied	Renter occupied	Vacant non-seasonal not dilap., for rent or sale	Other vacant and non-resident	Number reporting	No private bath or dilap.	No running water or dilap.	Total	Persons per room		Number reporting	Average monthly rent (dollars)	Number reporting	Average value (dollars)	
											Number reporting	1.51 or more					Occupied by non-white
5	246	11	2	9	1	11	11	11	11	11	6	11	8	5.62	2		
	278	20	7	12		19	4		19	1		12	57.08	5	10,200		
	279	26	15	10	1	26	1	1	25			11	44.81	13	9,461		
	280	21	12	9		20	4		21	1		7	22.28	10	7,000		
	281	19	16	3		19	3		19			3	33.33	10	8,400		
	282	20	13	7		20	5		20	2		6	53.00	8	6,837		
	283	29	21	8		28	2		29	1		8	29.25	20	7,525		
	284	22	17	5		22	1		22			4	52.00	15	9,666		
	285	16	11	3	1	16			14			3	50.00	12	9,000		
	286	15	9	4	2	15			13			5	58.00	9	7,777		
	288	43	33	10		43	2		43	1		10	44.50	30	7,796		
	289	22	16	6		22	2		22	1		6	49.33	14	9,178		
	290	22	12	9	1	22	4		21	2		10	41.40	8	8,125		
	291	13	10	3		13			13	3		3	45.00	9	9,500		
	292	27	24	2	1	27	2		26	2		2	22	81.79	24	8,179	
	293	22	17	5		22	1		22	1		4	45.50	15	7,986		
	294	25	15	10		24	6		25	1		10	40.20	12	7,083		
	295	10	9	1		10			10	1		1	1	94.37	8	9,437	
	296	93	31	61	1	93	2	1	92	1		61	53.21	30	7,716		
	297	34	27	7		34			34	7		7	44.71	27	9,396		
	298	8	4	4		8			8	1		4	45.25	3	8,000		
	299	9	5	4		9			9			4	35.25	5	7,500		
	300	7	5	2		7			7	2		2	2	91.25	4	9,125	
	301	24	17	7		24	1		24	7		7	34.71	13	6,538		
	302	14	8	6		14			14	6		6	41.33	7	7,142		
	303	10	6	4		10	3		10	4		4	38.75	5	7,300		
	304	24	18	4	2	24	5	1	22	4		4	45.00	16	14,762		
	305	27	22	4	1	26	4		26	3		25	69.00	1			
	306	4	3	1		4	1	1	4	5		1	2	44.33	3	4,433	
	307	5	3	2		5			5	3		1	3	75.00	3	7,500	
	308	15	9	6		15	14	5	15	15	2	2	5	24.00	9	2,722	
	309	13	9	4		13	12	6	13	13	2	2	4	20.00	7	2,357	
	310	6	2	4		6	1	1	6	6	2	2	2	16.00	2	1,600	
	311	15	9	6		15	12	11	13	7	5	5	1	18.25	9	2,888	
	312	7	6	1		7			7	7		4	1	74.40	2	7,440	
	313	17	12	4		17	17	10	16	4	3	2	2	24.00	11	2,918	
	314	4	2	2		4			4	4		4	1	1	1	1	
	315	22	21	1	21	22			21	1		2	2	2	2	2	2
	316	70	1	63	5	70	3	3	68	1	1	2	62	57.35	4	9,545	
	317	7	5	2	1	7			7	6		59	70.20	8	8,250		
	318	7	5	2		7			7	6		5	1	15.56	2	1,556	
	319	7	3	4		7			7	10		3	3	71.66	10	15,750	
	320	17	14	3	5	17			17	15		1	1	14	14	15,142	
	321	43	39	4	2	43			43	39		4	40	11.212	40	11,212	
	322	22	19	3	1	22			22	21		2	2	19	19	11,484	
	323	1	1			1			1	3		2	2	1	1	1	
	PART IN BLOCK AREA A																
	6	1	66	11	55		65	65	65	66	66	20	66	47	7.78	10	1,920
		2	12	7	5		12	12	12	12	12	2	12	5	8.00	7	1,071
		3	6	2	4		6	6	6	6	6	1	6	4	11.50	2	805
		4	44	21	19		44	44	42	40	40	9	37	14	7.50	18	607
		5	31	13	18		31	31	28	31	31	5	31	18	12.16	13	1,093
		6	61	19	41		61	60	58	60	60	13	59	40	7.80	15	885
		10	4	2	2		4	3	3	4	4		1	1	5.00	7	2,480
		32	88	8	20		27	27	27	28	27	2	28	20	8.18	5	1,075
		33	18	6	12		18	18	18	18	18		18	11	6.84	12	1,150
34		25	12	13		25	25	25	25	25	8	23	13	8.00	6	884	
35		15	7	8		14	14	14	15	15	4	15	8	6.95	13	1,200	
36		42	18	24		41	41	41	42	40	13	40	22	8.72	15	1,213	
37		4	1	4		4	4	4	4	4	4	10	11	7.66	2	9,099	
38		13	1	12		12	12	11	13	10	3	25	6	6.13	4	1,350	
39		27	19	6	1	22	22	20	22	22	3	14	11	7.00	2	1,027	
40		14	3	11		14	14	14	14	11	6	18	12	10.27	3	1,266	
41		24	1	22		18	18	17	23	18	11	23	22	9.64	3	1,100	
42		18	5	13		16	16	14	18	12	6	18	12	8.00	3	966	
43		14	2	11		11	11	11	13	10	5	13	11	9.33	1	2,100	
44		20	5	15		18	18	18	20	19	1	20	14	8.50	2	1,640	
45		8	4	4		7	7	7	8	7		8	4	6.50	1	1,300	
46		9	5	4		9	9	7	9	8	3	9	4	7.25	3	966	
47		3	3	1		3	3	3	3	3	1	3	1	8.00	1	800	
48		7	5	2		7	7	6	7	7	1	7	2	7.50	5	2,100	
49		5	1	3		4	4	3	4	4	2	4	3	9.33	1	933	
50		1				1			1	1		1	1	1	1	1	
51		14	2	11	1	14	14	13	13	13	2	13	12	8.50	2	1,700	
52		7	1	5	1	4	4	3	6	5	1	6	5	7.60	10	1,640	
55		39	11	28		36	36	33	39	39	11	39	28	6.50	2	650	
56		7	2	5		6	6	6	7	7	2	7	5	6.50	2	650	
57		3	1	2		2	2	1	3	2		3	2	11.75	1	1,263	
58		67	37	17	1	63	63	59	54	44	10	52	16	6.66	36	1,800	
60		9	6	3		9	9	7	9	7	1	9	3	9.50	5	1,066	
64		81	10	67	1	72	72	65	77	72	14	77	66	9.28	6	1,300	
65		64	9	55		63	63	63	64	63	20	61	50	7.68	1	768	
66		20	1	19		20	20	20	20	20	5	19	19	14.00	1	1,400	
67		5	1	4		5	5	5	5	5	4	4	4	11.78	3	2,666	
68		21	5	14	1	21	19	14	19	19	7	8	14	7.12	11	1,990	
69		1				1			1	1		1	1	1	1	1	
70		37	12	25		35	35	32	37	37	9	37	25	7.12	11	1,990	

<sup>1</sup>For renter - occupied dwelling units and vacant nonseasonal not dilapidated units, for rent.  
<sup>2</sup>For owner - occupied dwelling units and vacant nonseasonal not dilapidated units, for sale only.

HOUSING—BLOCK STATISTICS

Table 3.—CHARACTERISTICS OF HOUSING FOR WARDS, BY BLOCKS: 1950—Con.

Ward	Block	All dwelling units by occupancy and tenure					All dwelling units by condition and plumbing facilities			Occupied dwelling units			Contract monthly rent <sup>1</sup>		Value <sup>2</sup> of one-dwelling-unit structures				
		Total	Owner occupied	Renter occupied	Vacant non-seasonal not dilap. for rent or sale	Other vacant and non-resident	Number reporting	No private bath or dilap.	No running water or dilap.	Total	Persons per room		Number reporting	Average monthly rent (dollars)	Number reporting	Average value (dollars)			
											Number reporting	1.61 or more					Occupied by non-white		
6	71	22	2	20					22	22	7	21	20	81.5	2				
	73	32	1	31					32	32	14	31	31	66.1	1				
	74	38	5	31			2		37	37	9	36	31	63.2	4	2,175			
	75	11		11					10	10	6	11	11	64.5					
	76	2																	
	82	14	4	9		1			12	12	11	13	8	85.0	3	4,000			
	83	32	2	30					30	30	4	13	30	61.6	2				
	84	30	1	25		4			30	30	10	32	30	68.4	1				
	85	34	6	26		2			30	26	6	26	25	95.6	1	2,033			
	86	58	24	32		2			56	55	8	55	32	95.0	15	2,180			
	87	41	19	21		1			39	37	35	40	19	82.6	15	2,233			
	88	44	5	37		2			39	37	29	42	39	74.4	4	2,575			
	89	42	2	40					41	32	21	42	40	140.7	1				
	90	25	3	22					25	16	3	25	20	241.5					
	91	7		7					7	7	1	7	7	22.71					
	93	1																	
	96	28	4	24					27	19	5	28	23	23.69	1				
	97	11	1	10					11	8	5	11	9	20.66					
	98	26	7	19					26	12	4	26	18	19.44	2				
	99	41	6	34		1			38	32	25	40	32	164.3	2				
	100	40	14	25					40	25	13	39	24	145.4	8	3,100			
	101	55	12	41	1	1			55	50	30	53	42	79.2	12	1,900			
	139	10		10					10	10	9	10	10	109.0					
	142	62	3	58	1				62	59	51	61	58	101.8	3	2,433			
	143	45	10	35					45	37	5	44	33	260.9	1				
	144	36	13	23					36	21	5	36	23	257.3	3	2,433			
	145	22	7	15					21	8	3	22	14	261.4	4	2,433			
	146	23	8	15					21	13	9	22	14	261.4	4	7,750			
	147	26	1	25					26	23	17	26	15	301.3	4	5,000			
	152	15	1	14					15	14	6	15	12	222.9					
	153	35	4	30		1			27	22	8	34	9	267.5					
	154	18	1	17					18	10	8	18	9	32.79	1				
	155	14	4	10					14	6	6	14	17	33.29	1				
	156	31	5	25					28	23	5	30	10	413.0	3	5,666			
	157	41	6	30	1	4	1		41	30	11	36	25	279.6	3	5,833			
	158	37	12	25					37	27	19	37	34	241.4	2				
	159	30	9	16	2	1			30	24	23	30	25	121.6	2	2,344			
	180	2												11.65	6	1,400			
	181	5	1	3					3	3	1	4	2						
	182	12	3	9					5	4	1	5	4	35.00					
	183	22		20					12	4	4	12	9	30.00	2				
	184	24	2	19					22	16	13	22	20	30.40	1				
	185	31	5	26					22	9	9	24	19	36.00	1				
	186	39	5	35					31	21	21	31	25	344.4	1				
	187	29	8	20	1	1			38	22	15	37	35	335.1					
	188	47	3	42					28	9	1	28	18	349.4	3	10,500			
	189	1			2				47	34	34	45	44	130.6	1				
	190	47	7	40					47	34	34	45	31						
	211	31	10	19	1	1			47	45	42	47	47	84.3	6	2,800			
	212	32	2	29					30	24	22	29	19	90.0	8	2,812			
	213	38	10	27		1			31	31	29	31	30	79.2	2				
	214	21	7	11	1	1			37	22	13	37	28	208.2	5	7,400			
	215	9	4	3					21	3		18	10	343.0	4	6,125			
	219	7		7		2			9	6	6	7	7	260.0	4	7,125			
	220	2							7	4	4	7	5	360.0					
	221	5		5															
	229	21	8	13					5	5		5	1						
	231	23	11	12					20	11	6	21	1	160.0	5	13,600			
	234	22	5	17					23	6	1	23	2	295.8	8	5,625			
	235	38	10	27					22	16	16	22	17	290.9	4	1,875			
	236	24		24		1			35	33	32	37	33	86.5	7	2,685			
	237	16		16					24	24	22	24	23	101.6					
	247	11		11					16	16	16	16	16	90.0					
	248	23	1	20					11	11	11	11	10	73.0					
	249	41	2	39		2			23	22	20	21	20	94.0	1				
	250	1							39	39	38	41	37	81.0	2				
	251	50	5	45					50	48	43	50	47	88.8	3	3,666			
	252	28		19					21	7	5	28	17	183.5	3	5,750			
	788	3	2	1					3	3	3	3	3		4				
6	PART IN BLOCK AREA B																		
	1	1																	
	4	111	36	70	1	4			109	104	87	106	105	35	81	61	84.2	30	1,053
	5	7		7					7	7	5	7	7		6	4	125.0		
	9	23		22	1				23	23	18	22	22	12	16	230	800		
	12	11		11					11	11	10	11	11	4	10	10	700		
	13	35	10	23					34	30	23	33	33	6	24	24	102.9	6	2,033
	14	51	11	37	1	3			49	49	45	48	46	18	41	34	71.1	9	733
	15	9		9					8	8	8	9	9	3	8	9	21.22	2	
	16	30	3	27					30	30	28	30	30	7	29	26	81.5	9	9.44
	17	11		10					11	10	7	11	11	3	8	9	9.44		
	18	1																	
	19	15		7					15	10	9	15	15	7	11	5	112.0	5	1,560
	20	50	19	31					45	44	43	50	47	4	4	4	91.3	15	1,773
	21	4		4					4	4	4	4	4	1	4	4			
	22	8	4	4					7	4	4	8	8	14	42	29	5.75	4	1,500

<sup>1</sup>For renter - occupied dwelling units and vacant nonseasonal not dilapidated units, for rent.  
<sup>2</sup>For owner - occupied dwelling units and vacant nonseasonal not dilapidated units, for sale only.

Table 3.—CHARACTERISTICS OF HOUSING FOR WARDS, BY BLOCKS: 1950—Con.

Ward	Block	All dwelling units by occupancy and tenure					All dwelling units by condition and plumbing facilities			Occupied dwelling units			Contract monthly rent <sup>1</sup>		Value <sup>2</sup> of one-dwelling-unit structures		
		Total	Owner occupied	Renter occupied	Vacant non-seasonal not dilap., for rent or sale	Other vacant and non-resident	Number reporting	No private bath or dilap.	No running water or dilap.	Total	Persons per room		Occupied by non-white	Number reporting	Average monthly rent (dollars)	Number reporting	Average value (dollars)
											Number reporting	1.51 or more					
6	23	18	12	6					18	18	4	18	6	5.66	12	1.133	
	24	12	8	4				12	12						7	1.114	
	25	1															
	26	13	1	12					13	13	3	13	11	6.00	1		
	27	7		4		3			7	7	4	7	3	6.00			
	28	21	4	17					20	20	5	21	15	8.06	4	1.350	
	29	6	1	3		2			6	6	4	6	1		1		
	30	49		45	3	1			48	48	1	44	48	29.91			
	31	16	3	13					15	15	4	16	11	8.45	2		
	32	23	4	18		1			23	22	21	22	16	8.31	4	3.700	
	33	6		5		1			5	5	5	5	3	9.00			
	34	1															
	69	4	2	2													
	74	1							1								
	76	2															
77	4	2	2					1	1	1		1					
112	4	2	2					1	1	1		1					
7	276	39	2	36		1		39	36	35	38	38	12	38	35	8.60	1
	277	49	5	40		4		49	45	44	45	45	10	45	40	9.57	4
	302	7	2	5				7	7		7	7		7	5	4.800	1
	303	4	3	1				4	4		4	4		4	1		7.333
	322	33	13	20				33	25	22	33	33	3	32	19	9.47	11
	323	14	5	8	1			14	7	6	13	13	3	9	9	17.44	4
	324	30	5	25				29	23	20	30	30	3	29	25	11.20	5
	325	8	3	5				8	4	4	8	8	1	8	3	2.440	2
	327	8	5	3				8	2	2	8	8		8	3	2.800	4
	328	10	5	4	1			10	4	3	9	9		9	5	20.40	4
	329	7	5	2				7	4	1	7	7		7	2		3
	330	8	2	6				8	2		8	8	1	8	6	3.400	2
	331	3	2	1				3			3	3		3	1		2
	332	10	8	2				10			10	10		10	2		7
	333	4	4					4			4	4		4			4
	334	24	16	7	1			24	3		23	22	1	8	8	3.487	14
	335	21	17	4				21	2		21	21		4	4	2.725	16
	336	20	13	7				20	2		20	20		6	6	40.83	11
	337	13	10	3				13	2		13	13	1	3	3	25.00	8
	338	2															
	339	30	19	10		1		29	10		29	29		10	10	30.40	13
	340	15	8	7				15	1		15	14	1	7	7	52.14	5
	341	13	8	5				13	1		13	13		5	5	26.20	6
	342	16	11	5				16	3		16	14		5	5	39.60	8
	343	18	9	9				17	3		18	18	2	6	6	3.450	4
	344	10	5	5				10			10	10		5	5	28.20	2
	345	13	8	5				13	3	1	13	13		5	5	36.60	8
	346	13	6	7				13	5		13	13		5	5	28.00	4
	348	33	8	25				32	16	11	33	33	5	23	23	28.30	6
	364	43	15	28				43	37	33	43	43	12	43	27	10.29	15
	365	37	5	31		1		36	32	32	36	36	12	33	30	7.56	5
	366	13	6	7				13			13	13		7	7	29.28	3
	367	8	3	5				8	4		8	8		4	4	46.50	2
	368	1															
	369	18	9	9				18	10		18	18		9	9	40.88	4
	370	17	6	11				17	1		17	16	1	10	10	32.80	2
	371	21	9	12				20	3		21	20		12	12	33.41	3
	372	7	4	3				7	2		7	7		3	3	30.00	4
	373	14	8	6				14	5		14	14		6	6	38.33	3
	374	10	9	1				9			10	9	1	1	1	38.33	7
	375	16	10	6				14			16	14		4	4	43.00	7
	376	20	12	8				20	3		20	20		7	7	3.485	7
	377	14	5	8	1			14	4		13	13	1	9	9	33.44	4
	378	5	1	4				5	2		5	5		4	4	41.75	4
	379	5	5					5			5	5		5	5		5
	380	9	8	1				9	2		9	9		2	2		7
	381	4	4					4	3		4	4		1	1		2
	382	11	2	8				11	2		10	10		7	7	23.85	2
	383	76	40	32	2	2		75	24	21	72	71	7	17	31	37.16	34
	384	16	15	1				16			16	16		1	1		15
385	12	12					12			12	12		1	1		12	
386	10	7	3				10	2		10	10		3	3	65.00	6	
387	12	11	1				12			12	12		1	1		10	
388	9	2	7				9	2		9	9		1	1	28.83	8	
389	24	10	13		1		23	10		23	23		13	13	27.53	5	
390	12	9	3				12	2		12	12		3	3	28.33	3	
391	8	5	3				8			8	8		4	4		7	
392	12	7	5				12	3		12	12		4	4	40.50	4	
393	21	10	11				21	8		21	21		11	11	29.72	6	
394	11	8	3				11	5		11	11	1	3	3	30.00	5	
395	17	6	11				17	2		17	17		11	11	50.72	3	
396	4	2	2				4	3		4	4		2	2		2	
397	7	4	3				7	3	1	7	7		3	3	35.00	2	
398	10	7	3				10			10	10		3	3	33.25	3	
399	12	7	5				12			12	12		5	5	29.20	7	
411	13	7	6				13	2		13	13	1	9	9	32.77	1	
412	12	4	8				12	2		12	12		6	6	42.66	4	
413	7	2	4		1		7			7	6		4	4	55.75	1	

<sup>1</sup>For renter - occupied dwelling units and vacant nonseasonal not dilapidated units, for rent.  
<sup>2</sup>For owner - occupied dwelling units and vacant nonseasonal not dilapidated units, for sale only.

HOUSING—BLOCK STATISTICS

Table 3.—CHARACTERISTICS OF HOUSING FOR WARDS, BY BLOCKS: 1950—Con.

Ward	Block	All dwelling units by occupancy and tenure					All dwelling units by condition and plumbing facilities			Occupied dwelling units			Contract monthly rent <sup>1</sup>		Value <sup>2</sup> of one-dwelling-unit structures		
		Total	Owner occupied	Renter occupied	Vacant non-seasonal not dilap., for rent or sale	Other vacant and non-resident	Number reporting	No private bath or dilap.	No running water or dilap.	Total	Persons per room		Occupied by non-white	Number reporting	Average monthly rent (dollars)	Number reporting	Average value (dollars)
											Number reporting	1.51 or more					
7	414	9	7	2		9			9	9	1		2		7	5,571	
	415	26	3	19	4	26			22	22			22	37.81	2		
	416	10	4	6		10			10	10			10	38.33	3	5,500	
	417	6	4	2		6	2		6	6			6		3	7,333	
	418	7	5	2		7	2		7	7			7		4	8,000	
	419	13	11	2		13			13	13			13		10	7,650	
	420	13	11	2		13			13	13			13		10	7,200	
	421	25	17	6		23	2		23	23			6	31.83	13	5,884	
	422	11	7	3	1	11	3	1	10	10			3	23.00	6	7,750	
	423	10	10			10			10	10					10	8,780	
	424	7	5	2		7			7	7			2		5	8,300	
	425	5	4	1		5			5	5			1		3	13,666	
	426	219	27	179	10	217	2	2	206	203	1	2	180	50.22	30	8,320	
	427	6	4	2		6			6	6			7		4	6,975	
	428	24	17	5	2	24			22	22			7	39.00	17	7,441	
	429	10	9	1		10			10	10	1		1		8	7,000	
	430	7	6	1		7			7	7			1		5	7,300	
	431	7	4	3		7			7	7			1		5	6,500	
	433	7	3	4		7	2		7	7			4	41.25	3	11,000	
	434	17	7	10		16			17	17			9	35.88	6	7,083	
	435	11	6	5		10			11	11			5	45.40	6	9,500	
	436	14	9	5		14			14	14			9	39.11	2		
	437	18	12	6		18	17	17	18	18	3	18	12	11.91	3	2,566	
	438	22	15	7	1	22	16	15	21	21	2	21	6	11.50	13	3,061	
	439	20	14	6		20	14	14	19	19	1	19	11	11.63	8	3,687	
	441	20	14	6		20	19	15	20	20	2	20	6	16.83	13	2,130	
	442	9	7	2		9	6	5	7	7			7		7	3,071	
	443	33	16	17	2	33	23	16	33	33	4	33	16	10.37	14	3,700	
	444	35	13	21	1	35	22	22	34	34	5	34	21	11.19	12	4,208	
	445	20	8	10	2	20	16	16	18	18	2	18	10	10.30	8	2,937	
	446	47	25	22		47	41	33	47	47	8	47	21	10.90	23	3,313	
	447	48	7	41		48	47	45	48	48	9	48	40	8.35	7	2,471	
	448	48	13	35		46	40	40	48	48	17	46	34	7.82	12	3,716	
	454	44	44			44			44	44	3	44	44	23.02			
	455	57	8	49		57	18	18	57	57	9	57	49	18.89	8	3,075	
	456	66	11	52	3	66	20	19	63	63	9	63	52	18.40	10	3,770	
	457	34	14	20		34	21	20	34	34	6	34	20	10.15	12	5,400	
	458	41	24	17		38	27	19	41	38	2	41	15	12.66	21	3,833	
	459	12	5	7		12	9	9	12	12	2	12	7	8.57	5	3,600	
	460	9	7	1	1	9	4	4	8	8		7	1		7	5,000	
	461	14	9	5		14	8	7	14	14	2	14	5	16.00	9	3,744	
	462	20	12	7	1	20	9	8	19	19	2	18	7	13.85	9	4,422	
	463	19	8	10	1	19	8	8	18	18	1	18	10	13.70	8	8,187	
	464	14	9	5		14	9	9	14	14	2	14	4	15.50	9	7,333	
	465	15	11	4		15	4	2	15	15		15	4	25.00	10	5,550	
	466	16	11	5		16	4	2	16	16	1	16	4	20.00	11	4,818	
	467	25	7	16	2	25	12	12	23	23	2	22	15	14.86	4	5,000	
	468	23	12	11		23	18	14	23	23	1	22	11	17.81	2	4,025	
	470	10	7	3		10	2		10	10		1	3	55.00	6	8,916	
	471	14	9	5		14	2		14	14		4		36.25	6	7,800	
	472	14	12	2		14			14	14		2		62.50	1		
	473	8	2	6		8			8	8		6		35.00	2		
	474	3	2	1	1	3			2	2		2			2		
	475	8	7	1		7			8	8		7			7	7,185	
	476	11	10		1	11	1	1	10	10			1		10	7,320	
	477	30	24	1	5	30			25	25			3		27	7,151	
	478	13	9	2	1	13	1	1	11	11	1		3	66.66	8	7,775	
	479	33	25	6	1	33	1	1	31	31	1		2	57.85	24	6,308	
	480	37	14	22	1	36			36	33			23	44.47	10	6,850	
	481	21	12	7	1	21		2	19	17			8	39.12	9	8,000	
	482	20	12	8		20	2	2	20	20			8	55.37	10	8,950	
	483	24	8	16	1	24	2	2	24	23			16	41.06	6	8,583	
	484	58	33	24		57	12	1	57	56			23	40.82	17	8,223	
	485	14	12	2		14	3	2	14	12	1		7		10	5,500	
	486	19	11	8		16	4	1	19	16		7	1	28.00	8	6,287	
	487	11	10	1		11	1		11	11			1		10	3,350	
	488	16	12	4		13			16	16	2		3	26.00	11	5,363	
	489	17	10	7		17	10	9	17	17	1	17	7	10.28	9	4,888	
	490	1															
	491	16	6	10		16	11	10	16	16	2	16	10	13.00	6	3,933	
	492	9	4	5		9	6	6	9	9	1	9	4	10.75	4	4,550	
	493	81	81			81			81	81		81	80	22.08	4		
	494	23	4	19		23	17	17	23	23		12	4	13.42	4	6,750	
	495	25	5	18		23	10	4	23	23		4	4	20.11	4	5,000	
	501	28	5	23		28	22	11	28	28		10	2	21.39	2		
	502	35	11	22	1	34	18	11	33	33		4	2	29.00	6	6,750	
	503	17	6	11	1	16	6	4	17	16		14	1	20.54	4	5,375	
	504	73	41	31	1	72	32	24	72	71	10	71	28	13.07	33	4,890	
	505	21	9	12		21	14	9	21	21	2	18	12	13.00	9	3,133	
	506	17	10	6		17	7	6	16	16	1	16	5	8.20	9	4,422	
	507	19	10	9	1	18	10	4	19	19		18	8	14.75	7	4,000	
	508	14	10	4		13	4		14	14	1	13	2	11.25	8	4,687	
	509	20	16	4		19	1	1	20	20			4		11	8,363	
	510	19	14	5		19	2		19	19			5	46.80	11	7,681	
	511	23	13	9	1	23			22	20			8	51.25	12	7,791	
	513	19	14	5		18	1		19	18			4	46.25	12	7,208	

<sup>1</sup>For renter - occupied dwelling units and vacant nonseasonal not dilapidated units, for rent.  
<sup>2</sup>For owner - occupied dwelling units and vacant nonseasonal not dilapidated units, for sale only.

Table 3.—CHARACTERISTICS OF HOUSING FOR WARDS, BY BLOCKS: 1950—Con.

Ward	Block	All dwelling units by occupancy and tenure					All dwelling units by condition and plumbing facilities			Occupied dwelling units			Contract monthly rent <sup>1</sup>		Value <sup>2</sup> of one-dwelling-unit structures		
		Total	Owner occupied	Renter occupied	Vacant non-seasonal not dilap., for rent or sale	Other vacant and non-resident	Number reporting	No private bath or dilap.	No running water or dilap.	Total	Persons per room		Occupied by non-white	Number reporting	Average monthly rent (dollars)	Number reporting	Average value (dollars)
											Number reporting	1.51 or more					
7	514	9	5	4		9	5		9	9			3	40.00	3	7,000	
	515	19	11	8		19	6		19	19			8	31.62	10	7,780	
	516	19	9	10		18	5		19	19	1		10	46.80	6	7,500	
	517	17	9	8		17	3		17	17			7	54.85	7	8,571	
	518	13	11	2		13	8	1	13	13	1	13	2		9	3,666	
	519	12	6	6		11	9	8	12	11		12	5	9.60	6	2,500	
	520	13	7	5		11	9	7	12	12	2	11	4	9.75	7	1,828	
	521	8	7	1		8	2	2	8	8	1	7	1		6	3,483	
	522	18	7	11		18	16	15	18	17	3	17	10	11.80	5	5,200	
	523	37	21	16		36	26	17	37	37	4	37	16	12.50	18	5,461	
	524	13	7	6		13	9	9	13	13	2	13	6	11.66	5	7,000	
	525	22	2	20		22	22	16	22	22	6	22	20	11.55	1		
	526	18	10	8		18	15	7	18	17	1	14	8	21.87	6	7,416	
	527	9	1	8		9	5	5	9	9	3	6	8	21.87	1		
	528	4	2	2		3	1	1	4	4		3	2		2		
	529	8	3	5		7	1	1	8	8	1	8	5	31.60	2		
	530	91	26	65		91	30	18	91	90	5	12	65	30.61	12	9,083	
	531	62	29	30	1	62	13	1	59	59	1	31	31	39.51	20	9,125	
	537	68	28	38	1	68	6		66	66	1	38	38	41.31	13	8,453	
	538	28	6	21	1	28	10	2	27	27	3	11	22	17.90	2		
	539	19	3	14	2	19	14	7	17	17	1	8	15	24.20	1		
	540	64	43	21		62	5	5	64	64		1	16	43.62	39	10,341	
	541	2															
	542	59	23	35		57	50	15	58	57	8	54	33	13.09	16	2,500	
	543	80	40	40		68	47	26	80	77	12	80	37	11.10	32	3,271	
	544	60	32	27	1	60	50	18	59	57	6	59	26	12.61	25	3,520	
	545	24	11	13		24	4	1	24	24	1	13	13	48.84	10	7,650	
	546	17	12	5		17	2		17	17		4	4	34.50	12	7,500	
	547	20	10	9	1	17	3		19	16		8	8	44.12	8	7,250	
	548	24	10	14		24	6	1	24	24		12	12	39.75	6	6,750	
	549	18	13	5		17	6	1	18	18	1	4	4	26.50	8	6,062	
	550	10	8	1	1	10			9	9		1	1		9	5,233	
	551	13	10	3		12	2		13	13		3	3	34.33	9	8,333	
	552	16	16	4		16	2		16	16		4	4	51.00	11	8,872	
	553	20	12	8		19			20	19		8	8	54.50	7	6,928	
	554	15	7	8		15	2		15	15		7	7	38.14	4	7,125	
	555	20	15	5		20	4		20	20	1	5	5	37.00	12	7,541	
	556	13	12	1		12			13	13		1	1		12	7,458	
	557	61	17	42	2	59	33		59	58	9	58	42	13.61	16	4,500	
	558	34	31	3	2	33	41	32	32	32	11	32	31	7.12			
	559	68	27	41		66	31	10	68	67	13	31	40	20.60	22	8,081	
	560	52	29	23		52	6		52	52	2	21	21	50.61	23	10,304	
	561	22	16	6		22	2		22	22		5	5	48.40	15	8,086	
	562	16	12	4		16	2		16	16		4	4	58.25	10	7,950	
	563	18	12	6		18	2		18	18		6	6	53.00	9	8,422	
	564	19	12	7		19	8	1	19	19		7	7	48.14	11	8,045	
	565	7	7	1		7	1		7	7		8	8		5	7,380	
	566	4	3	1	1	4	4		3	3		3	3		4	8,075	
	567	5	4	1		5	1		5	5		1	1		3	6,433	
	568	3	2	1		3			3	3		3	3		1		
569	54	41	11	1	53	7	6	52	51	2	5	10	19.20	35	9,828		
570	19	13	6		19	1		19	19		6	6	41.16	12	6,733		
571	16	11	5		16	2		16	16		5	5	70.27	11	7,027		
572	26	19	7		26	1	1	26	26		1	1	49.50	18	9,277		
573	12	9	3		12	1		12	12		3	3	45.66	8	9,300		
574	27	10	17		26	1	1	27	27		16	7	48.62	7	8,428		
575	33	21	12		31			33	33	2	9	9	69.22	17	11,882		
576	5	5			5			5	5		1	1		5	9,200		
577	6	1	5		6			6	6		2	2		1			
578	8	6	2		8			8	8		6	6		6	12,166		
579	9	9			9			9	9		7	7	65.28	9	10,111		
580	31	24	7		31	3	3	31	31		2	2		21	12,833		
581	8	2	6		8			8	8		3	3	48.33	3	8,333		
582	16	13	3		16	5		16	16	1	8	8	40.00	3	7,666		
583	13	5	8		13	1	1	13	13		1	1	51.66	11	9,136		
584	18	12	6		18	1	1	18	18		6	6		3	20,666		
585	10	3	7		10	6		10	10		3	3	38.33	3	10,000		
586	6	3	3		6	6		6	6		6	6	41.70	5	7,000		
587	17	6	10	1	17			16	16		20	20	36.15	2			
588	25	5	20		25	8		25	25	2							
589	6	6			6			6	6		2	2		1			
590	4	4			4			4	4		1	1		1			
591	27	17	10	1	27	3	3	27	27		1	1		28	41.14		
592	11	11			11			11	11		11	11	38.27	9	9,000		
593	29	16	12	1	29	3		28	28		12	12	49.75	13	11,230		
594	12	12			12			12	12		11	11	46.18	1			
595	14	14			14			14	14		14	14		12	17,916		
596	22	16	5		22	2		21	20		20	20	68.12	11	11,227		
597	20	16	4		20	3		20	20		29	29	56.85	14	12,500		
598	13	13			13			13	13		36	36		6	18,500		
599	22	19	3	1	22	3		22	22		34	34	51.10	6	16,500		
600	28	28			28			28	28		3	3	65.00	6			
601	34	28	6		34	9		34	34		1	1		6			
602	9	6	3		9			9	9		5	5	83.00	16	14,031		
603	17	17			17	5	1	17	17		2	2	53.88	14	12,857		
604	18	11	7		18			18	18		11	11	49.90	3	10,666		
605	10	6	4		10	9		10	10		3	3	42.66	6	11,600		
606	9	7	2		9	7		9	9		2	2		5	12,916		
607	7	6	1		7			7	7		1	1		5	12,800		

<sup>1</sup>For renter - occupied dwelling units and vacant nonseasonal not dilapidated units, for rent.  
<sup>2</sup>For owner - occupied dwelling units and vacant nonseasonal not dilapidated units, for sale only.



HOUSING—BLOCK STATISTICS

Table 3.—CHARACTERISTICS OF HOUSING FOR WARDS, BY BLOCKS: 1950—Con.

Ward	Block	All dwelling units by occupancy and tenure					All dwelling units by condition and plumbing facilities			Occupied dwelling units			Contract monthly rent <sup>1</sup>		Value <sup>2</sup> of one-dwelling-unit structures	
		Total	Owner occupied	Renter occupied	Vacant non-seasonal not dilap. for rent or sale	Other vacant and non-resident	Number reporting	No private bath or dilap.	No running water or dilap.	Total	Persons per room	Occupied by non-white	Number reporting	Average monthly rent (dollars)	Number reporting	Average value (dollars)
8	588	15	11	4		15	1	1	15	15	1	3	4 500	11	9063	
	589	2														
	590	28	4	24		28			28	28		22	7022	1	15714	
	591	16	11	5		16	1	1	16	16		4	4475	9	22555	
	592	16	4	12		16			16	15		12	4966	3	14333	
	610	19	4	15		19		4	19	19		15	3833	1	12166	
	611	12	8	3	1	12			11	11	1	4	3750	6	12166	
	612	23	11	12		21			23	22		12	5591	6	15500	
	613	32	19	12		31		1	31	31		12	4966	17	17294	
	615	17	3	14		17			17	17		13	6692	2		
	616	17	5	11		17			16	16		11	5836	5	15000	
	617	7	7			7			7	7				7	15714	
	618	11	8	3		11			11	11		3	5066	8	12437	
	619	24	18	6		24			24	24		6	4733	16	14375	
	621	36	28	7	1	33			35	31		6	6216	24	14520	
	622	8	6	2		8			8	8		1		6	10333	
	623	15	9	6		15			15	14		6	5916	7	22857	
	625	11	7	4		11			11	11		4	6175	4	15750	
	626	10	7	3		10			10	9		3	5500	4	25500	
	627	20	8	12		20			20	20	1	12	6233	6	20666	
	628	19	8	11		18			19	18		11	5663	7	17142	
	629	41	15	25		41		2	40	39	1	25	6252	9	11555	
	636	18	17	1		18		2	18	17	1	1		16	11712	
	637	30	10	19	1	30			29	29		19	6542	19	12555	
	638	10	8	2		10			10	10		2		8	18375	
	639	19	13	6		19			19	19		6	5833	11	16954	
	640	4	4			4			4	4				3	40000	
	641	21	5	16		20			21	21		16	5137	3	13400	
	642	27	20	6		27		1	26	25		3	6133	16	15625	
	643	15	8	7		15			15	15		7	5385	7	16500	
	644	117	44	73		112		1	117	109	1	65	5853	33	12530	
	645	9	6	3		9		1	9	9		3	6433	6	14166	
	646	26	10	16		26			26	26		13	5384	7	15438	
	647	39	23	16		38			39	38		15	5546	23	14260	
	648	25	13	11		25		1	24	24		10	7000	11	11027	
	649	17	13	4		17			17	17		3	6500	10	12000	
	650	9	6	3		9			9	9	1	3	5033	5	13200	
	651	21	13	8		21			21	20		7	5757	13	21615	
	652	8	4	4		8			8	8		4	6375	4	15750	
	653	21	15	4		21		2	19	18		3	5266	14	15000	
	663	12	7	5		12			12	12		4	6750	7	26714	
	664	22	15	7		21		1	22	22		5	6320	11	20500	
	665	15	8	7		15			15	15		7	6000	6	18333	
	666	19	10	9		19		1	19	19		8	5575	9	14833	
	667	1				1			1	1						
	668	16	10	6		16		2	16	16		6	4800	8	13750	
	669	13	10	3		13		2	13	12		3	4200	9	15888	
	670	15	10	5		15			15	15		5	5620	9	16555	
	671	126	61	63		124		2	124	124	1	60	5850	49	16391	
	673	37	23	13	1	37		1	36	35		14	5750	15	12400	
	674	13	9	4		13			13	13		4	5750	8	15625	
	675	57	39	18		53			57	56		18	5433	34	14176	
	676	15	6	9		14			15	15		8	6350	3	17500	
	677	8	6	2		8			8	8		1		6	15500	
	678	26	15	11		26			26	26		10	5990	12	13458	
	688	27	16	11		27			27	27		11	7727	13	13346	
	689	1				1			1	1						
	690	12	9	3		12			12	12		3	8000	8	13000	
	691	12	7	4	1	12			11	10		5	5660	7	13428	
	692	3	2	1		3			3	3		1		2		
	693	13	12			13			13	12						
	694	6	6			6		1	6	6						
	695	77	65	8	2	73		2	73	73	2	5	7200	11	31363	
	696	8	8			8			8	8		6	5250	58	23036	
	697	23	16	6	1	23			23	21		7	33857	7	33857	
	699	20	16	4		20			20	21		6	6266	13	27384	
	700	8	6	2		8		1	8	8		3	3400	13	21192	
	701	15	11	3		15			15	15		5	25000	5	25000	
	702	12	9	2		12			12	12		2		9	25555	
	703	23	14	9		23			23	23		1		7	41428	
	704	25	14	9		24			25	23		9	6100	14	14085	
	705	29	22	7		29			29	29		7	6342	12	14958	
706	40	32	8		40			40	39		8	7962	22	14659		
707	25	19	6		25			25	24		5	5260	29	15389		
712	21	10	10	1	21			21	20		5	5260	16	15343		
713	7	5	2		7			7	7		10	5650	9	13944		
714	10	6	4		10			10	10		2		3	13833		
716	65	35	21	9	58		2	65	56		4	5350	6	12833		
717	14	13	1		14			14	14	1	19	5752	27	18240		
718	28	15	11		26			28	26		1		11	28909		
719	21	18	3		21			21	21		10	5750	10	20700		
720	17	15	2		17			17	17		3	7833	16	16187		
721	4	4			4			4	4		2		10	19900		
722	6	6			6			6	6				4	20925		
723	71	57	14		63			71	70		6	18333	6	18333		
724	10	9	1		10			10	10		13	8469	54	14844		
725	11	8	2	1	10			10	10		2		7	18142		
					10			10	10				8	17437		

<sup>1</sup>For renter - occupied dwelling units and vacant nonseasonal not dilapidated units, for rent.  
<sup>2</sup>For owner - occupied dwelling units and vacant nonseasonal not dilapidated units, for sale only.

Table 3.—CHARACTERISTICS OF HOUSING FOR WARDS, BY BLOCKS: 1950—Con.

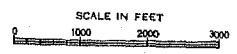
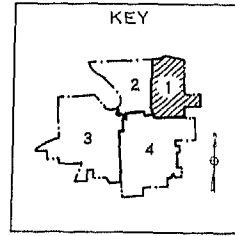
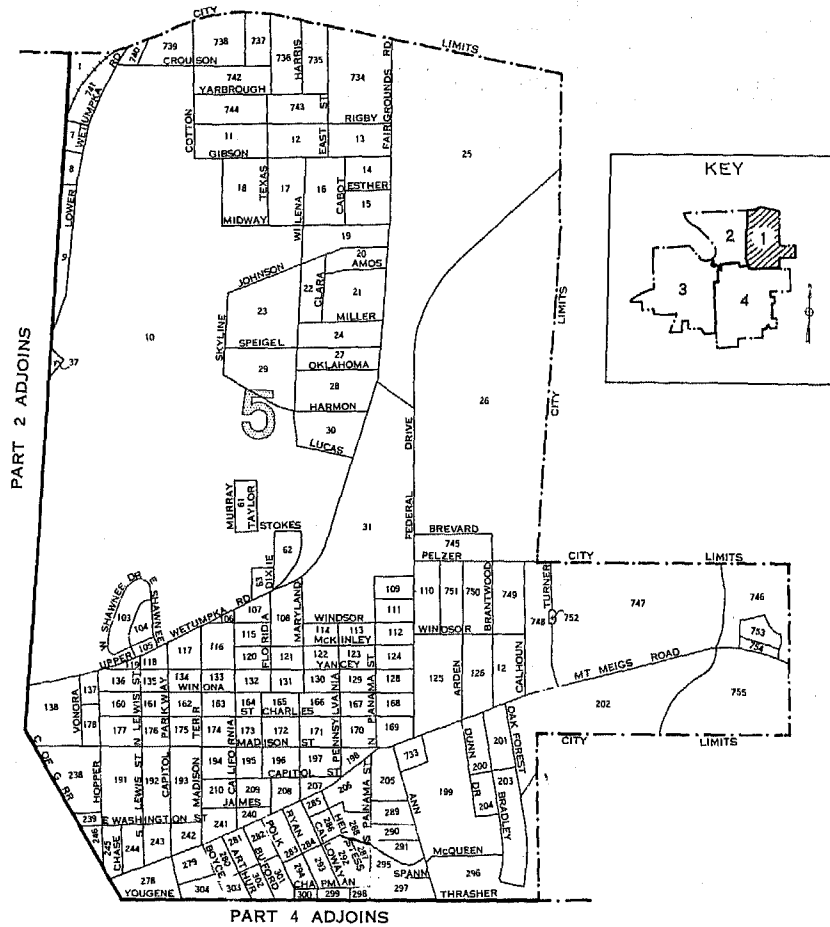
Ward	Block	All dwelling units by occupancy and tenure					All dwelling units by condition and plumbing facilities			Occupied dwelling units			Contract monthly rent <sup>1</sup>		Value <sup>2</sup> of one-dwelling-unit structures		
		Total	Owner occupied	Renter occupied	Vacant non-seasonal not dilap., for rent or sale	Other vacant and non-resident	Number reporting	No private bath or dilap.	No running water or dilap.	Total	Persons per room		Occupied by non-white	Number reporting	Average monthly rent (dollars)	Number reporting	Average value (dollars)
											Number reporting	1.51 or more					
8	726	8	8			8			8	8					8	26.250	
	727	5	2	2		3			4	4			2	2	5	18.000	
	728	5	5			5			5	5				3	3	23.333	
	731	3	3			2			3	3				3	3	17.333	
	732	8	6	2		8			8	8			2	3	4	18.250	
	765	5	4	1		3			5	5					4	18.250	
	766	1															
	767	25	23	1		22			24	23			1		21	10.800	
	772	22	20	2		20			22	21			2		19	10.652	

<sup>1</sup>For renter - occupied dwelling units and vacant nonseasonal not dilapidated units, for rent.

<sup>2</sup>For owner - occupied dwelling units and vacant nonseasonal not dilapidated units, for sale only.

# MONTGOMERY, ALABAMA, BY WARDS AND BLOCKS: 1950

PART 1 OF 4 PARTS



**LEGEND**

- BLOCK NUMBERS
- WARD NUMBERS
- WARD BOUNDARIES
- BLOCK AREA LETTERS
- BLOCK AREA BOUNDARIES

U.S. DEPARTMENT OF COMMERCE, BUREAU OF THE CENSUS

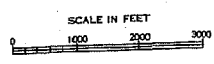
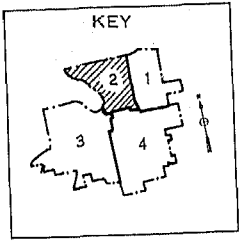
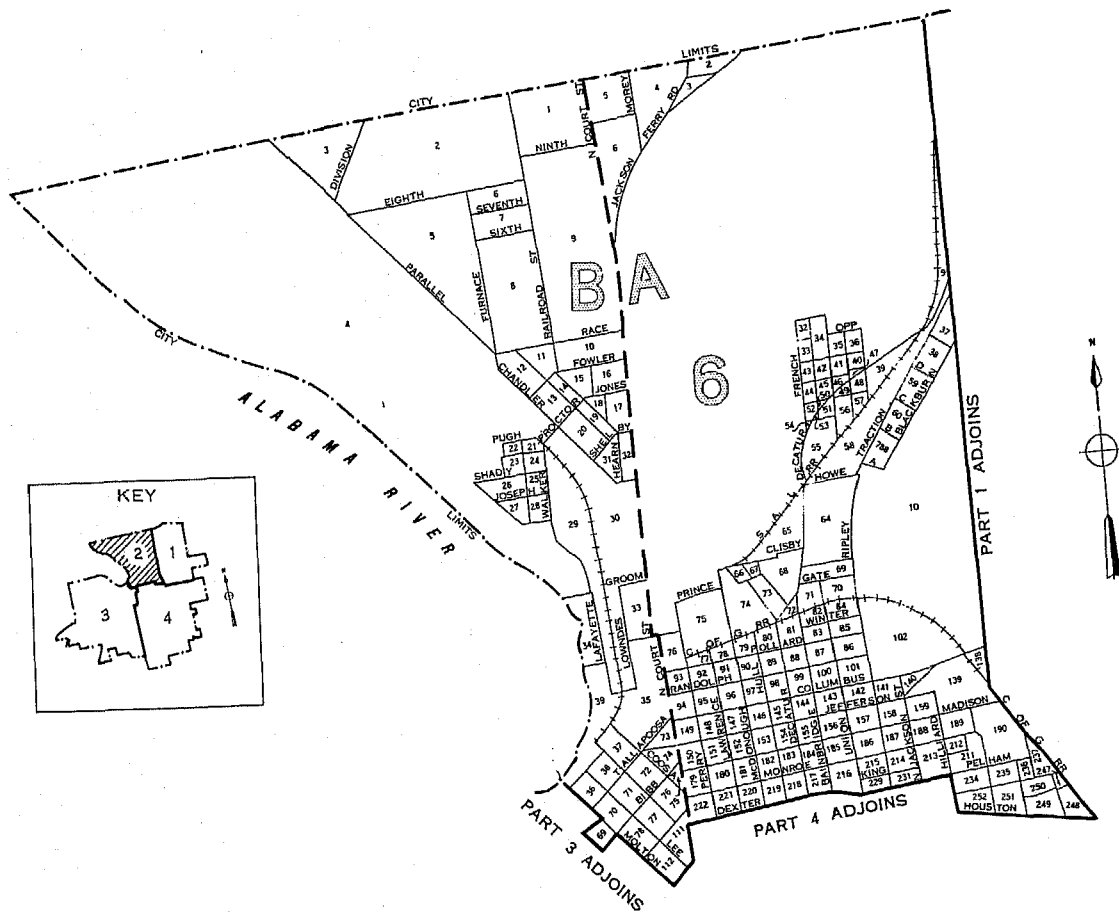
25

2

A

MONTGOMERY, ALABAMA, BY WARDS AND BLOCKS: 1950

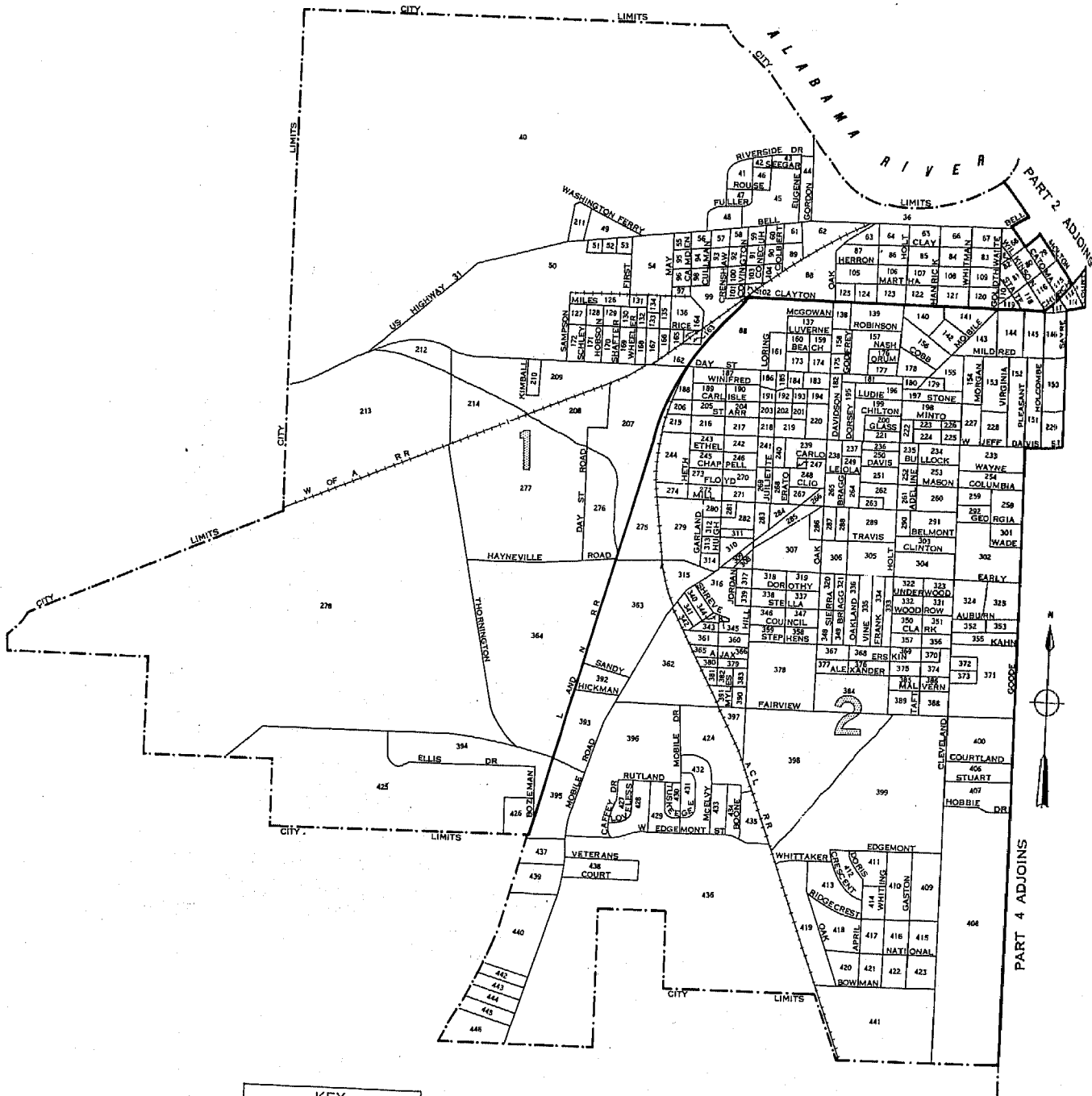
PART 2 OF 4 PARTS



- LEGEND
- BLOCK NUMBERS 25
  - WARD NUMBERS 2
  - WARD BOUNDARIES
  - BLOCK AREA LETTERS A
  - BLOCK AREA BOUNDARIES
- U.S. DEPARTMENT OF COMMERCE, BUREAU OF THE CENSUS

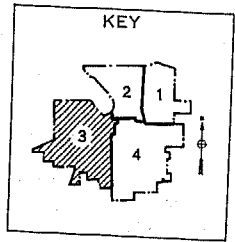
# MONTGOMERY, ALABAMA, BY WARDS AND BLOCKS: 1950

PART 3 OF 4 PARTS



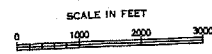
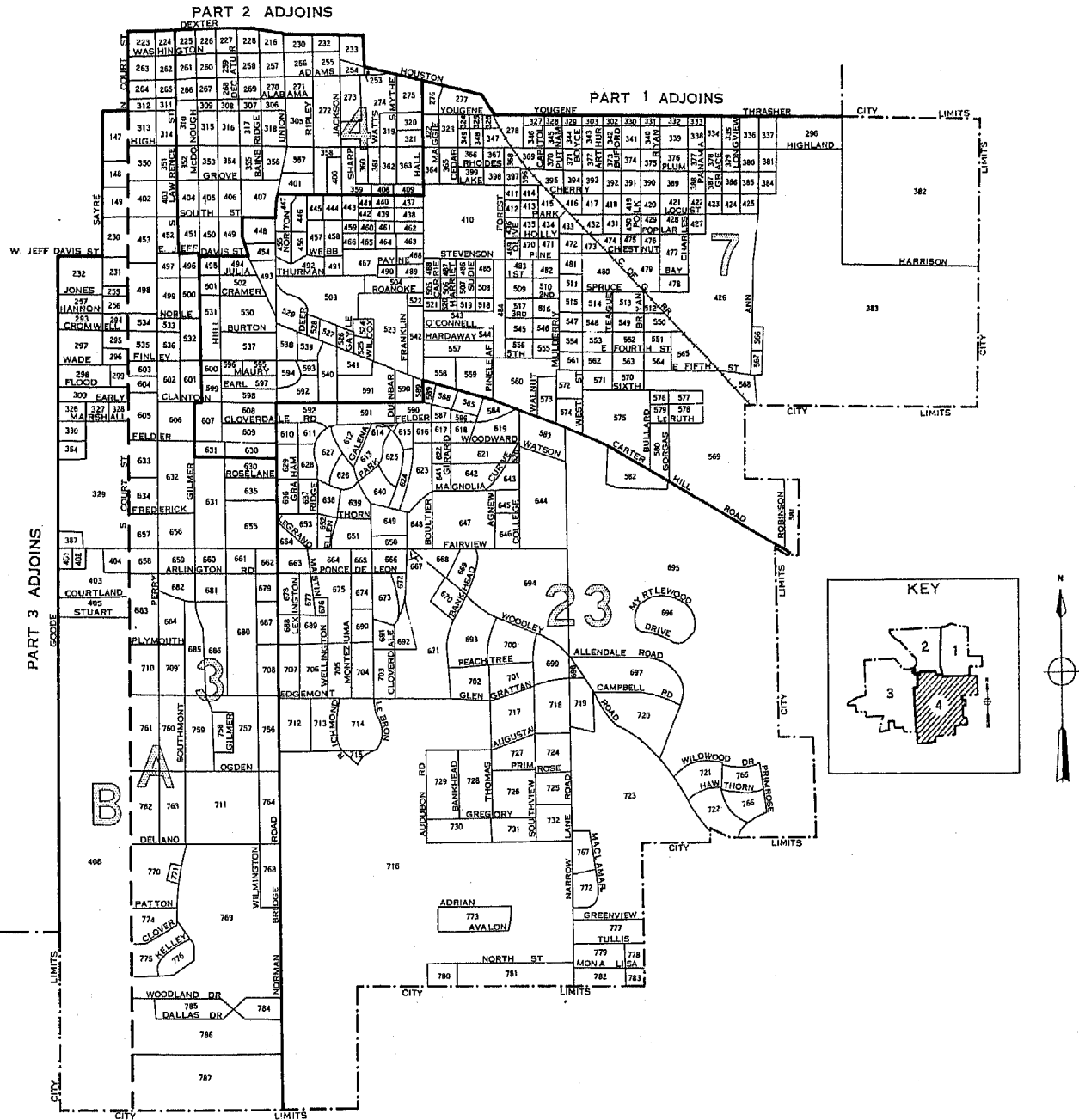
PART 2 ADJOINS

PART 4 ADJOINS



- LEGEND
- BLOCK NUMBERS 25
  - WARD NUMBERS 2
  - WARD BOUNDARIES
  - BLOCK AREA LETTERS A
  - BLOCK AREA BOUNDARIES
  - U.S. DEPARTMENT OF COMMERCE, BUREAU OF THE CENSUS

MONTGOMERY, ALABAMA, BY WARDS AND BLOCKS: 1950  
PART 4 OF 4 PARTS



LEGEND

BLOCK NUMBERS

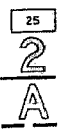
WARD NUMBERS

WARD BOUNDARIES

BLOCK AREA LETTERS


BLOCK AREA BOUNDARIES

U.S. DEPARTMENT OF COMMERCE, BUREAU OF THE CENSUS



# 1950 UNITED STATES CENSUS OF HOUSING

U. S. DEPARTMENT OF COMMERCE • BUREAU OF THE CENSUS



**MOUNT VERNON, N. Y. BLOCK  
STATISTICS**

## U. S. CENSUS OF HOUSING: 1950

### Volume

- I General Characteristics
- II Nonfarm Housing Characteristics
- III Farm Housing Characteristics
- IV Residential Financing
- V Block Statistics

Housing statistics for census tracts are to be included in the Population reports on census tracts.

## U. S. CENSUS OF POPULATION: 1950

### Volume

- I Number of Inhabitants
- II Characteristics of the Population

Succeeding volumes will cover the following subjects:

Census Tracts, Nativity and Parentage, Nonwhite Population by Race, Persons of Spanish Surname, Institutional Population, Differential Fertility, Labor Force Characteristics, Occupation, Industry, Income, Internal Migration, Education, Characteristics of Families and Households.



**UNITED STATES CENSUS of HOUSING : 1950**  
U. S. DEPARTMENT OF COMMERCE  
CHARLES SAWYER, Secretary

BUREAU OF THE CENSUS  
ROY V. PEEL, Director



**BLOCK STATISTICS**


**MOUNT VERNON  
NEW YORK**

*Prepared under the supervision of  
Howard G. Brunzman, Chief  
Population and Housing Division*

1950 HOUSING CENSUS REPORT  
VOLUME V, PART 116

UNITED STATES GOVERNMENT PRINTING OFFICE 1951

**BLOCKS • CENSUS TRACTS**





## BUREAU OF THE CENSUS

ROY V. PEEL, *Director*

A. ROSS ECKLER, *Deputy Director*  
HOWARD C. GRIEVES, *Assistant Director*  
CONRAD TAEUBER, *Assistant Director*  
MORRIS H. HANSEN, *Assistant Director for Statistical Standards*  
ROBERT Y. PHILLIPS, *Assistant Director for Operations*  
CALVERT L. DEDRICK, *Coordinator, International Statistics*  
FRANK R. WILSON, *Information Assistant to the Director*

### Population and Housing Division—

HOWARD G. BRUNSMAN, *Chief*  
WAYNE F. DAUGHERTY, *Assistant Chief for Housing*  
ROBERT B. VOIGHT, *Assistant Chief for Operations*  
HENRY S. SHRYOCK, JR., *Assistant Chief for Population*  
EDWIN D. GOLDFIELD, *Program Coordinator*

Quality and Equipment Statistics—Robert C. Hamer, *Chief*  
Inventory Statistics—Carl A. S. Coan, *Chief*  
Developmental Programs—J. Hugh Rose, *Chief*  
Residential Financing—Junia H. Honnold, *Chief*  
Territories and Possessions—Joel Williams, *Chief*  
Statistical Sampling—Joseph Steinberg, *Chief*  
Statistical Procedure—Morton A. Meyer, *Chief*  
Processing Operations—Milton D. Lieberman, *Chief*

Administrative Service Division—WALTER L. KENRES, *Chief*  
Agriculture Division—RAY HURLEY, *Chief*  
Budget Officer—CHARLES H. ALEXANDER  
Business Division—HARVEY KAILIN, *Acting Chief*  
Field Division—LOWELL T. GALT, *Chief*  
Foreign Trade Division—J. EDWARD ELY, *Chief*  
Geography Division—CLARENCE E. BATSCHULET, *Chief*  
Governments Division—ALLEN D. MANVEL, *Chief*  
Industry Division—MAXWELL R. CONKLIN, *Chief*  
Machine Tabulation Division—C. F. VAN AKEN, *Chief*  
Personnel Division—HELEN D. ALMON, *Chief*

### SUGGESTED IDENTIFICATION

U. S. Bureau of the Census. *U. S. Census of Housing: 1950. Vol. V, Block Statistics, Part 116.*  
U. S. Government Printing Office, Washington, D. C., 1952

For sale by the Superintendent of Documents, U. S. Government Printing Office, Washington 25, D. C.,  
or any of the Field Offices of the Department of Commerce - Price 15 cents

## PREFACE

This report presents statistics on characteristics of dwelling units by blocks for the city. The tabulations are based on data from the 1950 Census of Housing, taken as of April 1, 1950. Authorization for the 1950 Census of Housing as part of the Seventeenth Decennial Census was provided by the Housing Act of 1949, approved July 15, 1949.

The major portion of the information compiled from the 1950 Census of Housing appears in Volume I, *General Characteristics*; Volume II, *Nonfarm Housing Characteristics*; Volume III, *Farm Housing Characteristics*; Volume IV, *Residential Financing*; and Volume V, *Block Statistics*. Volume V consists of separate reports, issued as bulletins for each of the 209 cities which in 1940 or in a subsequent census had a population of 50,000 or more. These reports will not be bound into a single publication.

The subjects covered in both the 1950 and 1940 reports on characteristics of dwelling units by blocks are substantially similar.

This report was prepared under the direction of Howard G. Brunsman, Chief, Population and Housing Division, and Wayne F. Daugherty, Assistant Chief for Housing. Robert C. Hamer, Chief, Quality and Equipment Statistics Section, was in charge of coordinating the content and the format of the report with assistance from Carl A. S. Coan, Chief, Inventory Statistics Section; Floyd D. McNaughton, Chief, Equipment and Facilities Unit; Beulah Washabaugh, Chief, Tenure and Vacancy Unit; and Walter A. Hines. The compilation of the statistics was under the supervision of Robert B. Voight, Assistant Chief for Operations.

The collection of the information on which these statistics are based was under the supervision of Lowell T. Galt, Chief, Field Division. The geographic work, including the assignment of all block numbers and the preparation of maps, was under the supervision of Clarence E. Batschelet, Chief, Geography Division. The data were tabulated under the supervision of C. F. Van Aken, Chief, Machine Tabulation Division.

January 1952.

# MOUNT VERNON, N. Y.

## CONTENTS

### INTRODUCTION

	Page		Page
General.....	1	Definitions and explanations—Continued	
Related reports.....	1	Condition and plumbing facilities.....	2
Census tracts.....	1	Persons per room.....	2
Use of data.....	1	Color of occupants.....	2
Comparability with 1940 Housing Census data.....	1	Contract monthly rent.....	2
Definitions and explanations.....	1	Value of one-dwelling-unit structures.....	2
Dwelling unit.....	1	Number reporting.....	2
Occupancy and tenure.....	2	Block identification.....	2

### TABLES

	Page
Table 1.—Characteristics of housing for the city: 1950.....	3
Table 2.—Characteristics of housing by census tracts: 1950.....	3
Table 3.—Characteristics of housing for census tracts, by blocks: 1950.....	4

Map of city, by blocks, appears following last page of tables.

# BLOCK STATISTICS

## INTRODUCTION

### GENERAL

Volume V of the Reports on Housing consists of a separate report for each of the 209 cities which in 1940, or in a subsequent census prior to 1950, had a population of 50,000 or more. Each report presents for the city, by blocks, tabulations for a limited number of subjects obtained in the Census of Housing. The subjects in these reports are similar to those in the block statistics supplements to Volume I of the reports of the 1940 Census of Housing. The subjects in this report present the number of dwelling units classified by occupancy and tenure, condition and plumbing facilities, persons per room, color of occupants, average tract monthly rent of renter-occupied and selected vacant tracts, and the average value of one-dwelling-unit owner-occupied and selected vacant structures. In table 1, the statistics for these subjects are summarized for the city. Table 2 contains the statistics for census tracts. In table 3, the data are presented by blocks within census tracts. Maps identifying the location of each block and the census tract boundaries are a part of this report.

**Related reports.**—Related statistics for this city are contained in the Reports on Housing, Volume I, *General Characteristics*; Volume I in the Reports on Population, Volume I, *Number of Inhabitants*, and Volume II, *Characteristics of the Population*.

The Reports on Housing for each State in Volume I present a report on the characteristics of dwelling units for the State by residence (urban, rural nonfarm, and rural farm), for standard metropolitan areas, urbanized areas, counties, for urban places, places of 1,000 to 2,500 inhabitants, and rural-nonfarm and rural-farm dwelling units for each county. Each report includes the following subjects: occupancy, tenure, race of occupants, type of structure, year built, condition and plumbing facilities, water supply, toilet and bathing facilities, number of rooms, number of persons, persons per room, electric lighting, heating equipment, fueling and cooking fuels, refrigeration equipment, kitchen sink, radio, television, and, for nonfarm units, the contract monthly rent, gross monthly rent, and value of one-dwelling-unit structures.

Volume I of the Reports on Population shows the 1950 population of each county and of each minor civil division within the city. It also contains figures for each incorporated place, for each unincorporated place with 1,000 or more inhabitants, and for incorporated places of 5,000 or more by wards. A special series of tables presents data for each urbanized area giving the incorporated places and portions of minor civil divisions within it.

Volume II of the 1950 Population Reports contains statistics on the general characteristics of the population. Chapter A of this volume repeats the figures on number of inhabitants as shown in Volume I; Chapter B presents demographic, economic, and racial characteristics of the population; and Chapter C gives more detailed cross-classifications for States and large cities and standard metropolitan areas.

**Census tracts.**—Census tracts are small areas into which certain large cities have been subdivided for statistical and local administrative purposes. In most cases the tracts are permanently established, so that comparison may be made from census to census. The boundaries of tracts are established so as to include approximately equal numbers of inhabitants or equal areas; each tract is designed to represent an area that is fairly

homogeneous in population characteristics. Although the tracted areas of some cities extend into the suburbs, the data shown in this report are restricted to the tracts within the corporate limits of the city.

**Use of data.**—The tabulation of housing characteristics for areas as small as city blocks provides descriptive material of considerable value for technical studies of housing in the city. The statistics will be useful in compiling totals for special types of areas that may be defined to meet the requirements of individual investigators. Users of the data should bear in mind that in practically all cases the data for a given block represent the work of only one enumerator. Consequently, housing characteristics for blocks are subject to a wider margin of error than is to be expected in the figures for tracts or wards which represent returns made by a number of enumerators. Misinterpretation of instructions by one enumerator may cause a significant bias in the statistics for a block even though it may have a negligible effect upon the figures for larger areas. In particular, the enumeration of "condition" depended to a considerable extent upon the judgment of the individual enumerator. Also, failure to indicate the correct block number for a significant number of dwelling units may introduce errors into the block data.

**Comparability with 1940 Housing Census data.**—In the 1940 Census of Housing, reports entitled "Block Statistics" were issued as supplements to the first series of Housing bulletins. These supplements consisted of separate reports for each of the 191 cities which had 50,000 inhabitants or more in 1930.

In the 1950 reports, the block numbers used are different, in most cases, from those used in the 1940 reports. Therefore, to compare 1940 and 1950 data for a given block, it is necessary to locate the block on the maps to obtain the corresponding 1940 and 1950 block numbers.

The subjects in both the 1940 and 1950 reports are substantially similar. However, data on number of structures, year built, and mortgage status have been omitted from the 1950 report. Furthermore, in the 1940 reports average contract or estimated monthly rent was reported for all dwelling units while in 1950 average contract monthly rent is reported for some, and average value for other, dwelling units.

### DEFINITIONS AND EXPLANATIONS

More detailed and complete definitions are presented in Volume I of the Housing Reports.

**Dwelling unit.**—In general, a dwelling unit is a group of rooms or a single room, occupied or intended for occupancy as separate living quarters, by a family or other group of persons living together or by a person living alone.

A group of rooms, occupied or intended for occupancy as separate living quarters, is a dwelling unit if it has separate cooking equipment or a separate entrance. A single room, occupied or intended for occupancy as separate living quarters, is a dwelling unit if it has separate cooking equipment or if it constitutes the only living quarters in the structure. Also, each apartment in a regular apartment house is a dwelling unit even though it may not have separate cooking equipment. Excluded from the dwelling unit count are large rooming houses, institutions, dormitories, and transient hotels and tourists courts.

In the 1940 Census, a dwelling unit was defined as the living quarters occupied or intended for occupancy by one household.

A household consisted of a family or other group of persons living together with common housekeeping arrangements, or a person living entirely alone. However, the enumerator was not explicitly instructed to define rooms as dwelling units on the basis of cooking equipment or separate entrance.

The number of dwelling units in the 1950 Census may be regarded as comparable with the number of dwelling units in the 1940 Census. Some living quarters may have been classified as separate dwelling units in the one census and not in the other. Further, in the 1950 Census, living quarters with five or more lodgers were not tabulated as dwelling units; generally, such quarters were included in the 1940 dwelling unit count. However, the net effect of these changes is probably small.

**Occupancy and tenure.**—Dwelling units are classified by occupancy and tenure into four groups: owner-occupied; renter-occupied; vacant nonseasonal not dilapidated, for rent or sale; and other vacant and nonresident. A dwelling unit is classified as owner-occupied if it was owned wholly or in part by the head of the household or by some related member of his family living in the dwelling unit. All other occupied units are classified as renter-occupied whether or not cash rent was actually paid for living quarters. Rent-free units and living accommodations received in payment for services performed are thus included with the renter-occupied units.

A dwelling unit is considered vacant if no persons are living in it at the time of enumeration. New units not yet occupied were enumerated as vacant dwelling units if construction had proceeded to the extent that all the exterior windows and doors were installed and final usable floors were in place. The classification "Vacant nonseasonal not dilapidated, for rent or sale" is descriptive of the vacant dwelling units reported in this classification. "Other vacant and nonresident" units include all dilapidated and seasonal vacant units as well as the not dilapidated units which were not for rent or sale.

Because of changes in enumeration procedures, the counts of total vacant units in 1940 and 1950 are not strictly comparable. In 1940, vacant units were enumerated if they were habitable; units uninhabitable and beyond repair were excluded from the enumeration. In 1950, units were included regardless of condition if they were intended for occupancy as living quarters. Therefore, no comparison should be made between the data on "vacant nonseasonal not dilapidated, for rent or sale" units from the 1950 Census and data in the 1940 Census reports.

In both censuses, dwelling units occupied entirely by non-residents were included with vacant units not for rent or sale. Trailers, tents, houseboats, and railroad cars which were vacant were excluded from the dwelling unit inventory in both 1950 and 1940.

**Condition and plumbing facilities.**—Data on condition of a dwelling unit are shown in combination with data for selected plumbing facilities and are, therefore, limited to units for which both condition and plumbing facilities are reported. Plumbing facilities include water supply, toilet facilities, and bathing facilities.

The category "with private bath" includes those dwelling units reported with both a flush toilet and a bathtub or shower inside the structure for the exclusive use of the occupants of the unit. The category "no private bath" includes those dwelling units not having private flush toilet or not having private bathing facilities. The "no running water" category includes units with only piped running water outside the structure or with only other sources such as a hand pump.

A dwelling unit is "dilapidated" when it is run-down or neglected, or is of inadequate original construction, so that it does not provide adequate shelter or protection against the elements or it endangers the safety of the occupants.

**Persons per room.**—The number of persons per room has been computed for each occupied dwelling unit by dividing the number

of persons in the dwelling unit by the number of rooms in the dwelling unit. All persons enumerated in the Population Census as members of the household (including lodgers, servants, and other nonrelated persons) are counted in determining the number of persons that occupy the dwelling unit. The number of rooms in the dwelling unit includes all rooms available for living quarters throughout the year. Not counted as rooms are bath-rooms, closets, pantries, halls, screened porches, and unfinished rooms in the basement and attic.

**Color of occupants.**—Occupied dwelling units are classified by color of head of household according to the definition used in the 1950 Census of Population. The group designated as "non-white" consists of Negroes, Indians, Japanese, Chinese, and other nonwhite races. Persons who are not definitely Indian or of other nonwhite race are classified as white.

**Contract monthly rent.**—Contract monthly rent is the rent, at the time of enumeration, contracted for by the renter regardless of whether it includes furniture, heating fuel, electricity, cooking fuel, water, or personal services.

Monthly rent for vacant dwelling units is the amount asked for the dwelling unit at the time of enumeration. The average monthly rent relates to renter-occupied dwelling units and vacant nonseasonal not dilapidated units for rent. Dwelling units which are occupied "rent-free" are not included with the units reporting rent.

**Value of one-dwelling-unit structures.**—Average value is shown for owner-occupied dwelling units and vacant nonseasonal not dilapidated units which are for sale only. Value is shown only if the unit is in a one-dwelling-unit structure without business and if it is the only dwelling unit included in the property. The value represents the amount for which the owner estimates that the property, including such land as belongs with it, would sell under ordinary conditions and not at a forced sale. For vacant units, value is the sale price asked by the owner.

**Number reporting.**—Occupancy and tenure are reported for all dwelling units, and color of occupants is reported for all occupied units. The corresponding distributions for these subjects in table 1 are based on all dwelling units and on occupied units, respectively. For all other subjects, the distributions are based on the units for which the specific characteristics are reported, that is, the "Number reporting."

The number of dwelling units for which the enumerator obtained no report on a particular item is shown for the city totals only; however, the number "not reported" can easily be derived for each area in tables 2 and 3 by subtracting the number reporting from the total number of dwelling units (or total occupied).

**Block identification.**—A map or series of maps is included in this report showing block numbers for each block, number and letter designations for tracts, and the names of principal streets.

Blocks are identified by serial numbers, a separate series of numbers being used for each tract. Thus, the location of each block for which data are presented in table 3 may be determined by referring to the tract and block number shown on the map. Similarly, data for a specific block may be located in the table by reference to the map for identification numbers of the tract and block.

If no dwelling units are reported for a block, the block number is not listed in table 3, although it is shown on the map. Dwelling units for which the block number was not reported are indicated in the table by the symbol "NR." Detailed data are not shown for such dwelling units, nor for blocks containing fewer than three dwelling units. Average monthly rent is not shown when the monthly rent was reported for fewer than three dwelling units. Average value is not shown when the value of one-dwelling-unit properties was reported for fewer than three dwelling units. All dwelling units are included, however, in the statistics for the city and for each tract.

Table 1.—CHARACTERISTICS OF HOUSING FOR THE CITY: 1950

Subject	Number	Percent	Subject	Number	Percent
<b>OCCUPANCY AND TENURE</b>			<b>PERSONS PER ROOM</b>		
All dwelling units.....	21,913	100.0	Occupied dwelling units.....	20,976	...
Owner occupied.....	7,042	32.1	Number reporting.....	20,599	100.0
Renter occupied.....	13,934	63.6	1.50 or less.....	19,718	95.7
Vacant nonseasonal not dilapidated, for rent or sale.....	798	3.6	1.51 or more.....	881	4.3
Other vacant and nonresident.....	139	0.6	Not reported.....	377	...
<b>CONDITION AND PLUMBING FACILITIES</b>			<b>CONTRACT MONTHLY RENT</b>		
All dwelling units.....	21,913	...	Renter-occupied, and vacant nonseasonal not dilapidated units, for rent—Number reporting.....	14,042	...
Number reporting.....	21,354	100.0	Total contract monthly rent..... dollars	764,560	...
With private bath, not dilapidated.....	19,700	92.3	Average monthly rent..... dollars	54.45	...
No private bath, with running water, not dilapidated.....	866	4.1	<b>VALUE OF ONE-DWELLING-UNIT STRUCTURES</b>		
No running water or dilapidated.....	788	3.7	Owner-occupied, <sup>1</sup> and vacant nonseasonal not dilapidated units, for sale only—Number reporting.....	3,699	...
Condition or plumbing facilities not reported.....	559	...	Total value or sale price..... dollars	67,194,800	...
No private bath or dilapidated.....	1,654	7.7	Average value..... dollars	18,166	...
<b>COLOR OF OCCUPANTS</b>					
Occupied dwelling units.....	20,976	100.0			
White.....	19,108	91.1			
Nonwhite.....	1,868	8.9			

<sup>1</sup>Restricted to 1-dwelling-unit properties.

Table 2.—CHARACTERISTICS OF HOUSING BY CENSUS TRACTS: 1950

Census tract	All dwelling units by occupancy and tenure					All dwelling units by condition and plumbing facilities			Occupied dwelling units			Contract monthly rent <sup>1</sup>		Value <sup>2</sup> of one-dwelling-unit structures		
	Total	Owner occupied	Renter occupied	Vacant non-seasonal not dilap., for rent or sale	Other vacant and non-resident	Number reporting	No private bath or dilap.	No running water or dilap.	Total	Persons per room		Occupied by non-white	Number reporting	Average monthly rent (dollars)	Number reporting	Average value (dollars)
										Number reporting	1.51 or more					
<b>TOTAL</b>	<b>21913</b>	<b>7042</b>	<b>13934</b>	<b>798</b>	<b>139</b>	<b>21354</b>	<b>1654</b>	<b>788</b>	<b>20976</b>	<b>20599</b>	<b>881</b>	<b>1868</b>	<b>14042</b>	<b>54.45</b>	<b>3699</b>	<b>18,166</b>
MTV-25	219	81	135	1	2	214	7	4	216	215	23	47	129	43.32	37	10,659
MTV-26	1004	540	454	6	4	981	48	24	994	982	50	82	436	45.65	286	11,646
MTV-27	1167	333	827	7	4	1126	142	110	1160	1145	56	167	436	49.54	104	10,071
MTV-28	879	269	600	7	3	839	134	55	869	860	71	474	580	40.97	56	10,517
MTV-29	1721	275	948	49	8	1657	339	214	1223	1198	109	620	1391	36.84	73	9,595
MTV-30	1143	278	846	4	5	1136	134	80	1134	1129	49	64	810	44.03	98	10,143
MTV-31	1031	115	911	2	2	999	126	64	1033	1004	45	64	855	48.13	28	10,332
MTV-32	903	224	672	5	2	843	122	72	896	881	52	168	627	45.02	74	10,632
MTV-33	1173	475	686	5	7	1157	31	22	1161	1137	29	32	658	57.82	247	13,820
MTV-34	1418	611	787	8	12	1407	88	48	1398	1387	46	6	757	59.55	306	13,174
MTV-35	907	191	703	9	4	899	86	8	894	890	58	79	693	38.26	45	8,960
MTV-36	1554	339	1204	6	5	1536	205	21	1543	1526	79	40	1162	43.13	95	10,257
MTV-37	1227	341	865	11	10	1213	72	8	1206	1198	62	13	841	46.77	112	9,191
MTV-38	1083	108	965	6	4	1048	35	26	1073	1059	29	14	936	62.70	37	13,686
MTV-39	1033	467	554	9	3	1013	18	1	1021	1005	18	2	524	74.22	271	19,782
MTV-40	1430	305	1105	8	12	1367	50	25	1410	1386	44	9	1068	60.32	132	17,439
MTV-41	1028	423	402	19	6	999	8	1	825	790	7	2	561	84.02	293	21,038
MTV-42	1018	429	546	13	30	979	4	2	975	955	26	1	533	81.11	351	24,593
MTV-43	384	290	89	5	5	375	3	3	379	373	1	1	78	66.80	236	17,913
MTV-44	967	814	149	2	2	949	1	1	963	940	3	1	134	76.08	741	27,444
MTV-45	624	124	486	5	9	617	1	1	610	604	4	2	480	108.11	77	21,798

<sup>1</sup>For renter-occupied dwelling units and vacant nonseasonal not dilapidated units, for rent.  
<sup>2</sup>For owner-occupied dwelling units and vacant nonseasonal not dilapidated units, for sale only.

HOUSING—BLOCK STATISTICS

Table 3.—CHARACTERISTICS OF HOUSING FOR CENSUS TRACTS, BY BLOCKS: 1950

[Detailed statistics not shown for blocks containing fewer than 3 dwelling units, nor for dwelling units not allocated by blocks (designated by NR)]

Census tract	Block	All dwelling units by occupancy and tenure					All dwelling units by condition and plumbing facilities			Occupied dwelling units			Contract monthly rent <sup>1</sup>		Value <sup>2</sup> of one-dwelling-unit structures			
		Total	Owner occupied	Renter occupied	Vacant non-seasonal not dilap., for rent or sale	Other vacant and non-resident	Number reporting	No private bath or dilap.	No running water or dilap.	Total	Persons per room		Occupied by non-white	Number reporting	Average monthly rent (dollars)	Number reporting	Average value (dollars)	
											Number reporting	1.51 or more						
MTV-25	1	38	13	25					37									
	2	22																
	3	4																
	4	9	1	3					3									
	9	4	4	5					9									
	10	10	4	6					10	2	2							
	11	13	4	9					13	1							9.666	
	12	3	2						3									
	14	76	30	46		1			76	3	2			44	43.88	20	11.075	
	15	8	5	3					7					3	43.33	2		
	16	2																
	17	3	1	1					3									
	18	15	7	8		1			14	1								
	19	7	3	4					7									
	21	2																
	23	25	7	17	1				24					16	48.56	1		
	MTV-26	1	95	23	72				93	2	2							
		2	25	13	12				23									
		3	62	27	34	1			61	10	7							
		4	60	29	31				60	8	6							
		5	32	16	16				32									
		6	43	16	27				40	3	1							
		7	41	19	22				41									
8		127	45	81		1	125	12	6	6								
9		2						2										
10		23	12	11				23	1	1				10	47.00	5	11.000	
12		70	30	38		1	65	5	2									
13		56	35	19	1	1	55	3	2									
14		32	19	11			31	3	1									
15		20	13	7			20	1										
16		35	20	15			34	4										
17		4	4				4											
18		15	14	1			15											
19		27	23	3		1	27											
20		27	27				27											
21		65	47	18			63											
22		33	19	14			31											
23		20	14	5			20	1										
24		7	2	5			6											
25		9	8	1			9											
26		13	9	4			13	2										
27		6	6				6											
28		3	3				3											
29		38	35	2		1	38											
30		14	11	3			14	1	1									
MTV-27		1	45	2	43				45									
	2	45	19	26				44	2									
	3	13		11	2		13											
	4	29	5	24			29											
	5	8	5	3			8											
	6	139	32	107			139	44	41									
	7	117	31	85		1	117	47	47									
	8	101	27	74			82	6	6									
	9	114	21	93			110	8	2									
	10	88	22	64		2	86	6										
	11	130	27	102		1	129	17	9									
	12	87	21	65	1		84	4	2									
	13	47	22	25			43	2	1									
	14	83	41	42			83	1										
	15	59	35	24			54	3	1									
	16	62	23	39			60	2	1									
MTV-28	1	66	29	35	2			63	5									
	2	66	19	47				62	10	1								
	3	59	20	38	1		54	6										
	4	78	20	57			76	26	15									
	5	70	27	43			69											
	6	21	7	14			21	1										
	7	50	13	37			50											
	8	16	16				15											
	9	64	20	44			64	1	1									
	10	155	40	111	3	1	138	30	23									
	11	46	19	25			42	8	8									
	13	108	36	70	1	1	105	25	3									
	14	82	19	63			80	22	4									
	MTV-29	1	23	8	14				23	2								
2		98	20	77		1		92										
3		139	22	117			132	42	30									
4		71	5	65	1		66	7	6									

<sup>1</sup>For renter - occupied dwelling units and vacant nonseasonal not dilapidated units, for rent.  
<sup>2</sup>For owner - occupied dwelling units and vacant nonseasonal not dilapidated units, for sale only.



Table 3.—CHARACTERISTICS OF HOUSING FOR CENSUS TRACTS, BY BLOCKS, 1950—Con.

Census tract	Block	All dwelling units by occupancy and tenure					All dwelling units by condition and plumbing facilities			Occupied dwelling units			Contract monthly rent <sup>1</sup>		Value of one-dwelling-unit structures		
		Total	Owner occupied	Renter occupied	Vacant non-seasonal not dilap., for rent or sale	Other vacant and non-resident	Number reporting	No private bath or dilap.	No running water or dilap.	Total	Persons per room		Number reporting	Average monthly rent (dollars)	Number reporting	Average value (dollars)	
											Number reporting	1.51 or more					Occupied by non-white
MTV-29	5	28	9	19		28	6		28	28	3	18	17	44.58			
	6	124	38	86		122	16		124	119	13	28	83	41.80	11	11,481	
	7	94	40	54		91			94	91	1	10	52	44.40	13	8,153	
	8	85	24	61		81			85	84	1	5	53	48.03	8	7,562	
	9	44	11	33		43	1		44	44	2	22	33	39.24	2		
	11	4		4		4			4	4			4	30.00			
	12	10	3	7		10	5		10	10			6	31.66	1		
	13	17	2	15		17			17	17	2	2	15	37.40			
	14	24	8	15		22			23	23	2	10	13	33.61	2		
	15	47	15	31	1	44	10	4	46	45	3	28	28	42.50	6	9,583	
	16	38	10	28		38	7		38	38	5	32	28	47.42			
	17	31	3	28		28	2	1	31	31	1	11	27	38.74			
	18	59	15	44		58	10	7	59	59	3	29	44	39.11	2		
	19	20	1	19	198	2	20	15	14	20	20	2	18	217	35.64		
	20	5		4		5	1		4	4			4	42.00			
	21	366	1	73	290	2	347	61	61	74	74	7	67	361	34.03		
	22	136	16	120		128	9	87	136	133	18	93	113	29.48	9	10,333	
	23	58	24	34		58	7	4	58	56	2	15	31	48.38	7	10,171	
	MTV-30	1	42	4	38		40	11	8	42	42	3	14	37	35.48		
		2	65	17	48		64	3	3	65	65	5	14	43	39.79	8	9,062
		3	98	29	66		98	12	4	95	95	3	1	63	44.76	10	11,050
		4	61	17	44		61	14	6	61	61	5	9	42	41.56	6	9,333
		5	89	21	68		88	33	32	89	88	3	3	66	42.72	2	
6		58	14	43		58	5	1	57	57			43	46.83	6	11,583	
7		74	32	42		74	13	6	74	74	5	2	42	45.04	15	10,133	
8		88	31	57		87	18	11	88	85	5	5	53	45.62	11	11,045	
9		83	33	49		83	12	7	82	81			46	50.10	11	9,227	
10		2				2			2	2							
11		22	5	17		22			22	22			17	33.23	4	11,625	
12		131	12	116	3	131	4		128	128	10	5	113	39.63	2		
13		28	10	18		28	6		28	28	2		18	42.00	2		
14		16	5	11		16	1		16	16			9	36.22			
15		49	12	36	1	49	4		48	48	2	17	32	36.03	4	7,525	
16		28	8	19		28			28	28			18	55.83	1		
17		129	9	121		129	1	1	129	129	8		118	47.85	4	10,000	
18		34	13	21		33	1	1	34	34			21	57.19	7	10,142	
19		46	16	30		45			46	46	1		28	51.67	3	11,666	
MTV-31		1	56	4	51		53	5	2	55	54	1		47	57.10	2	
	2	125	3	121	1	121	24	13	124	124	13	15	114	46.34	1		
	3	18	1	17		18	1		18	18	2		16	38.81			
	4	5		5		5	1	1	5	5			4	36.75			
	5	23	6	17		23	2		23	23	1	5	15	38.13			
	6	90	6	84		90	4		90	90	4	8	81	43.12	4	12,000	
	7	145	9	136		132	50	34	145	139	14	2	126	49.01	1		
	8	83	12	71		80	1	1	83	83			65	49.44	4	11,250	
	9	74	26	46	1	73	14	1	72	70	10	2	46	56.50	5	11,400	
	10	199	23	175	1	195	13		198	191	10	1	167	52.19	2		
	11	119	9	110		116	6	6	119	116	4	6	99	42.29	2		
	12	94	16	78		93	5	5	94	91	4	3	75	46.70	7	8,757	
MTV-32	2	23	8	14		23	4	2	22	22		2	12	57.16	1		
	3	7	1	6		6	4		7	7		1	5	36.40	1		
	4	38	11	27		34	5		38	34	2	16	25	45.80	5	9,600	
	5	25	11	14		22	7		25	24	4	9	12	50.75	5	9,900	
	6	80	16	62	2	79	2		78	76	3	58	55.62	7	11,785		
	7	68	24	44		61	14	1	68	67	4	2	43	46.13	7	8,000	
	8	44	18	24	2	40	1		42	37	4	4	17	57.29	6	11,283	
	9	20	10	10		20	2		20	19	5	10	49.80	3	12,666		
	10	100	21	78	1	98	4	4	99	93	5	50	74	43.98	7	12,500	
	11	76	12	64		68	3	27	76	42	2	42	59	37.40	3	6,500	
	12	44	6	38		43	7	7	44	41	16	8	37	39.59	3	10,666	
	13	103	12	91		97	2		103	101	7	8	89	48.67	3	9,833	
	14	62	10	52		56	3		62	59	4	4	50	45.08	3		
	15	67	20	46		60	21	18	66	58	2	8	41	38.43	8	7,912	
	16	30	12	18		30	8	8	30	26	8	8	18	55.83	5	11,800	
	17	116	32	84		106	7	1	116	110	3	13	77	44.93	8	14,537	
	MTV-33	2	12	1	11		11	2	2	12	11	1		10	31.50	1	
4		11	6	5		11			11	11			5	51.20	5		
5		124	13	110		124	19	19	123	122	6	21	104	43.53	1	9,800	
6		22	11	11		22			22	22		8	11	45.90	1	12,000	
7		38	6	32		38			38	38			30	65.23	1		
8		10	6	4		10			10	10			4	55.00	2		
9		29	11	18		29			29	29			16	67.81	4	13,000	
10		69	30	37	1	66	2		67	67	1	2	37	49.81	6	11,033	
11		33	20	13		32		1	33	33			13	69.84	7	12,000	
12		108	18	88	1	104			106	103			85	67.62	2		
13		33	10	23		33			33	33			9	61.77	8	14,875	
14		29	12	10		29		1	28	27			10	70.60	9	13,000	
15		109	16	92		109			108	106	4		92	57.18	2		

<sup>1</sup>For renter-occupied dwelling units and vacant nonseasonal not dilapidated units, for rent.  
<sup>2</sup>For owner-occupied dwelling units and vacant nonseasonal not dilapidated units, for sale only.

HOUSING—BLOCK STATISTICS

Table 3.—CHARACTERISTICS OF HOUSING FOR CENSUS TRACTS, BY BLOCKS: 1950—Con.

Census tract	Block	All dwelling units by occupancy and tenure					All dwelling units by condition and plumbing facilities			Occupied dwelling units			Contract monthly rent <sup>1</sup>		Value <sup>2</sup> of one-dwelling-unit structures		
		Total	Owner occupied	Renter occupied	Vacant non-seasonal not dilap., for rent or sale	Other vacant and non-resident	Number reporting	No private bath or dilap.	No running water or dilap.	Total	Persons per room		Occupied by non-white	Number reporting	Average monthly rent (dollars)	Number reporting	Average value (dollars)
											Number reporting	1.61 or more					
MTV-33	16	78	17	60		1	77		77	76	3		58	53.50	9	10,000	
	17	31	21	9		1	30	2	30	30	1		7	66.57	10	15,750	
	18	31	21	10			30	2	31	31			10	71.90	15	14,733	
	19	39	25	14			39		39	38			14	83.28	17	15,794	
	20	11	9	2			11	2	11	11			2		6	14,000	
	21	34	3	31			34		34	34	6		31	59.19	3	13,500	
	22	53	13	38	2		53		51	51	5		37	58.45	6	13,333	
	23	45	29	16			45		45	45		1	15	64.13	19	13,921	
	24	49	33	16			46		49	44			14	54.35	24	13,375	
	25	39	35	4			39		39	37		1	3	56.66	30	12,516	
	26	19	15	4			19		19	17			3	58.33	12	16,583	
27	46	38	8			46	1	46	46		1	8	86.87	26	16,307		
28	71	37	33	1		70		70	65			30	61.46	20	13,250		
MTV-34	2	1				6		6	6				4	48.25	1		
	3	6				16	2	16	16			3	51.66	8	9,125		
	4	16	12	4		16	2	16	16			3	51.66	8	9,125		
	5	72	56	15		72	1	71	71			14	54.14	38	11,473		
	6	57	51	5	1	56	1	55	55	2		32	49.65	14	14,392		
	7	5	3	2		5		5	5			3	76.66				
	8	13	7	6		13		13	13			7	49.85	4	15,000		
	9	60	28	32		59	2	60	59			27	58.37	14	10,435		
	10	17	12	5		17		17	17		1		12	79.91	1		
	11	8	6	2		8		8	8			6	74.33				
	12	100	13	86		99		99	97			85	49.64	5	15,000		
	13	46	28	18	1	46		45	45		1	26	57.00	4	14,500		
	14	42	22	16	1	41	6	38	38			17	76.76	7	13,928		
	15	1	1			1	1	1	1			3		2			
	16	32	12	20		31	7	31	31			12	64.25	11	12,772		
	17	68	40	28		68	24	67	67	3		37	54.24	13	13,653		
	18	63	42	21		63	8	63	63		1	39	55.38	7	11,357		
	19	60	16	44		60		60	60			16	61.56	26	12,346		
	20	60	36	24		60	2	60	60			7	61.56	26	11,500		
	21	36	11	25		36		36	36			1	66.14	16	11,500		
	22	8	7	1		8		8	8			1		5	13,900		
	23	1			1	3		57	56	1		46	59.58	10	14,900		
24	61	10	47		61		61	61			14	69.85	7	11,714			
25	32	18	13	1	32		31	31		1	21	61.71					
26	35	13	21		35	9	34	34			21	76.63	1				
27	98	10	86	2	98	1	96	94	1		85	72.00	6	16,083			
28	29	18	11		29	1	29	27			10	72.00	9	16,550			
29	41	20	11		41		41	41			9	61.55	12	16,550			
30	32	35	16		32		32	31			9	61.55	12	16,550			
31	25	16	9		25		25	25		1	16	60.07	15	15,766			
32	34	21	13		34		34	34			13	65.75	10	19,700			
33	20	12	8		20		20	20			13	70.76	9	14,555			
34	79	38	41		79	2	79	79			4	87.85	8	15,562			
35	76	30	46		76	4	76	76	10	4	40	59.72	12	11,375			
36	92	17	75		92	9	92	92	24	1	44	51.47	17	12,117			
37	4	4			4		4	4			73	47.23	10	11,380			
38	9	3	6		9		9	9			3	75.33	2	18,000			
39	9	3	6		9	3	9	9			6	75.33	3	18,000			
40	29	16	13		29		29	29		1	13	58.61	4	13,000			
41	8	4	4		8		8	8			4	60.75	2				
42	8	4	4		8		8	8			4	60.75	2				
MTV-35	1	59	4	53	1	58	11	57	57	3	6	53	31.45				
	2	27	4	22		27	11	27	27	2	2	23	56.02				
	3	32	9	22	1	32		32	31	2	2	23	56.02				
	4	70	21	49		70	2	70	70			49	37.60	5	11,500		
	5	134	15	119		134	22	134	134	15	20	49	47.91	1			
	6	44	4	40		43	5	44	44			116	35.05	1			
	7	82	18	64		82	5	82	82			39	42.00				
	8	88	22	63	2	83	10	85	85	10	37	63	39.69	1			
	9	3	3			3	2	3	3	6	1	3	37.04	4	12,500		
	10	3	3			3		3	3			3	21.00	1			
	11	6	3	3		6		6	6			3	35.00	1			
	12	15	3	12		15	1	15	15			12	27.75	2			
13	45	11	34		45	2	45	45		1	34	39.44	2				
14	56	26	29	1	56	1	55	54			29	42.72	2				
15	106	12	93	1	106	6	105	103	8	3	29	35.76	3	11,000			
16	19	6	13		19	2	19	19			90	44.61	3	7,000			
17	49	17	31		49		49	48		1	13	44.61	3	7,000			
18	62	11	48	2	61	3	61	61			31	42.33	2				
19	10	5	4	1	10	2	10	9	3	30	47	33.33	2	7,000			
20	10	5	4	1	10	2	10	9	8		4	36.50	5	6,600			
MTV-36	1	17	3	14		16		17	16			13	43.61	1			
	2	42	13	29		41	13	42	42	4	3	27	47.74	1			
	3	24	9	15		24		24	24			15	46.86	2			
	4	24	9	15		24	2	24	24	2	1	15	46.86	2	12,200		
	5	24	9	15		24		24	24			15	46.86	2	7,000		
	6	21	2	19		21	5	21	21	2	2	17	45.88	4	7,000		
	7	21	2	19		21	5	21	21	2	2	17	45.88	4	7,000		
	8	56	23	33		55	1	55	55		1	33	45.29	7	8,357		
	9	115	16	97	2	113	5	113	111	3	3	33	45.29	16	10,312		
	10	103	93	3	1	103	58	102	101	10	2	97	33.72	4	9,000		
	11	97	5	91	1	97	51	96	95	11	23	91	34.96	1	6,575		

<sup>1</sup>For renter - occupied dwelling units and vacant nonseasonal not dilapidated units, for rent.  
<sup>2</sup>For owner - occupied dwelling units and vacant nonseasonal not dilapidated units, for sale only.

Table 3.—CHARACTERISTICS OF HOUSING FOR CENSUS TRACTS, BY BLOCKS: 1950—Con.

Census tract	Block	All dwelling units by occupancy and tenure					All dwelling units by condition and plumbing facilities			Occupied dwelling units			Contract monthly rent <sup>1</sup>		Value <sup>2</sup> of one-dwelling-unit structures		
		Total	Owner occupied	Renter occupied	Vacant non-seasonal not dilap., for rent or sale	Other vacant and non-resident	Number reporting	No private bath or dilap.	No running water or dilap.	Total	Persons per room		Occupied by non-white	Number reporting	Average monthly rent (dollars)	Number reporting	Average value (dollars)
											Number reporting	1.51 or more					
MTV-36	12	53	8	45					53	53	2		43	32.00			
	13	30	23	30					30	29	2		30	43.40	5	11,600	
	15	29	12	17					29	29	2		14	51.07	5	8,800	
	16	155	27	128					155	154	4	1	119	52.81	6	10,700	
	17	134	24	110					134	132	3	1	101	47.96	6	11,222	
	18	48	16	30		2			46	43	3		30	42.36	3	6,666	
	19	37	3	32		1		5	37	36	1		32	37.65	3	7,333	
	20	40	8	32					40	39	3		31	41.93	1		
	21	28	3	25					28	27	2		22	50.95	3	1,666	
	22	40	12	28					40	40	1		27	51.18	2	9,062	
	23	72	13	58	1				72	71	1	1	58	47.48	8		
24	66	11	55					66	65	3	3	55	48.74	3	13,000		
25	34	4	29		1			33	33	3		27	43.00	1			
30	39	6	33					39	39	3	2	32	47.53	1			
31	33	2	30	1				33	32	3	4	30	45.10				
MTV-37	2	19	7	12				19	19				12	52.75			
	3	100	1	97	1	1		98	97	2			95	56.51			
	4	89	24	63	1	1		88	87	4	1		60	49.31	21	10,690	
	5	92	17	74	1	1		91	89	2			73	43.64	6	11,000	
	6	22	8	14				21	22				14	45.21	2		
	7	36	16	19				35	35	1	1		20	43.05	5	6,480	
	8	57	13	41	1	1		55	54	6	1		42	35.61	4	8,600	
	9	67	22	43	2	2		64	64	4	4		41	41.02	2		
	10	22	5	16				21	21	5	5		16	44.43	3	4,000	
	11	24	10	14				24	24	2	2		12	40.08	5	8,300	
	12	60	16	42	2			60	58	3	3		41	42.58	7	8,500	
13	59	25	33	1			59	58	1	1		29	59.68	7	11,357		
14	151	33	117		1		151	150	26	3		115	44.46	9	12,000		
15	84	22	61	1			84	83	3	3		57	48.15	7	10,571		
16	66	27	39				66	65			1		37	43.75	8	9,312	
17	59	29	30				59	59	3	2		30	41.03	9	8,133		
18	1																
19	60	25	35				60	60	2	1		33	44.30	8	6,075		
20	89	22	65	2			88	87	1	1		66	50.24	6	7,516		
21	70	19	49		2		69	68	3	1		47	49.78	3	5,900		
MTV-38	5	143	2	139	1	1		133	141	139	3		134	70.73			
	6	3		3				3	3	3			3	40.00			
	7	11	2	9				11	11	1			8	42.75	2		
	8	40	2	36	1			39	38	3	1		31	57.00			
	9	166		163	2	1		164	163	162	4		162	67.98			
	10	51	1	49		1		51	50	50			48	66.85			
	11	166	1	163	2			162	164	158	2		162	79.19			
	12	170	13	157				170	170	170	6	9	153	51.37	5	11,200	
	13	71	4	67				65	71	69	3		60	57.76			
	14	18	5	13				13	18	18	2		13	48.00	1		
	15	92	33	59				89	92	92	3		58	46.13	5	11,080	
16	45	4	41				45	45	45	3	5	40	32.50	5	12,200		
17	29	15	14				25	29	29	1		14	54.85				
18	71	20	51				71	71	71	1		49	65.36	16	14,187		
19	7	6	1				7	7	7			1		2			
MTV-39	1	11	11				11	11	9						11	24,636	
	2	7	7				7	7	7						7	25,285	
	3	8	5	3			8	8	8				3	95.00	3	12,333	
	4	61	4	55	1	1		58	59	57	1		51	101.92	3	28,000	
	5	19	1	15				19	19	19			1		18	20,927	
	6	29	2	24				29	29	29		1	5	84.00	15	20,200	
	7	21	17	4				21	21	21			3	51.00	13	24,846	
	8	38	17	21				37	37	36			27	101.48	4	23,750	
	9	235	29	206	1			229	235	233	6		196	69.79	29	24,103	
	10	8	8					8	8	8					7	33,428	
	11	10	6	4				10	10	10			4	69.25	4	23,000	
12	5						5	5	5			5	26.400	5	26,400		
13	38	25	12	1			36	37	35			10	74.80	17	31,882		
14	86	43	43				84	86	84	1		41	67.43	17	14,705		
15	78	39	39				76	78	77	1		37	68.81	14	17,500		
16	64	33	29	1	1		63	62	61	2	1	28	65.14	15	13,566		
17	38	23	12				37	35	35	1		12	61.66	11	13,454		
18	47	30	17	3			46	47	47	1		16	59.50	17	14,941		
19	48	30	18				48	48	48			17	72.35	14	17,485		
20	41	24	17				41	41	41	4		17	67.76	12	16,208		
21	19	10	8				18	18	18	1		7	85.57	4	15,750		
22	33	16	17		1		33	33	33			16	63.06	8	20,500		
23	29	19	10				29	29	28			9	57.66	13	16,538		
24	33	17	14	2			33	31	30			14	76.00	8	17,312		
25	27	15	12				27	27	26			10	87.40	2			
MTV-40	1	1															
	2	14	6	7		1		13	13				7	63.57	3	10,333	
	3	14	7	7				13	14				7	63.57	4	14,500	

<sup>1</sup>For renter-occupied dwelling units and vacant nonseasonal not dilapidated units, for rent.  
<sup>2</sup>For owner-occupied dwelling units and vacant nonseasonal not dilapidated units, for sale only.

HOUSING—BLOCK STATISTICS

Table 3.—CHARACTERISTICS OF HOUSING FOR CENSUS TRACTS, BY BLOCKS: 1950—Con.

Census tract	Block	All dwelling units by occupancy and tenure					All dwelling units by condition and plumbing facilities			Occupied dwelling units			Contract monthly rent <sup>1</sup>		Value <sup>2</sup> of one-dwelling-unit structures			
		Total	Owner occupied	Renter occupied	Vacant non-seasonal not dilap., for rent or sale	Other vacant and non-resident	Number reporting	No private bath or dilap.	No running water or dilap.	Total	Persons per room		Number reporting	Average monthly rent (dollars)	Number reporting	Average value (dollars)		
											Number reporting	1.51 or more					Occupied by non-white	
MTV-40	5	37	12	24		1	34	3	1	36	35	2	24	67.50	6	17,166		
	6	21	12	9			21	1		21	21		9	67.00	5	22,000		
	7	54	10	44			51	1	1	54	53		42	64.35	1			
	11	28	3	25			26			28	28		23	48.56	4			
	12	28	11	16	1		26			27	27	1	14	74.00	3	16,750		
	13	33	10	21			29	1		31	29		10	82.47	3	21,833		
	14	19	9	10			17			19	19		10	85.40	2			
	15	61	26	35			51	3	1	61	60		34	70.85	10	24,550		
	16	28	11	16	1		25			27	26		16	58.75	7	14,285		
	17	15	7	7		1	12			14	12		5	74.60	4	15,000		
	18	15	11	4			14			15	14	1	4	77.75	8	15,437		
	19	31	16	11	2	2	29			27	27		12	71.00	8	17,562		
	20	69	35	32		1	64			67	67		31	79.45	15	22,100		
	21	21	15	6		1	21			21	21	1	6	99.66	13	15,576		
	22	11	4	7			10			11	11		7	66.28	1			
	23	15	3	12			15			15	14		12	78.58				
	24	20	9	9		2	20			18	18		9	63.33	3	15,166		
	25	32	16	16			32	2		32	31	2	16	78.00	6	14,166		
	26	52	6	46			51			52	52		44	78.97	4	15,000		
	27	21	8	11	1	1	21			19	18	2	12	57.50	2			
	28	184	7	176	1		181	16	1	183	181	7	2	174	55.21	3	15,333	
	29	70	8	62			66	1	1	70	69	4	7	59	50.66	2		
	30	82	1	81			78			82	80	4	7	77	50.16			
	31	24		24			24	20	20	24	24	4	23	27.17				
	32	23	2	21			22			23	23	1	21	44.85				
	36	129	5	123	1		129			128	128	2	119	54.01	2			
	37	10	1	9			9			10	9		9	39.77				
	38	151	10	141			149			151	146	9	134	56.80	4	21,250		
	39	51		51			51			51	50	2	49	69.67				
	40	24	7	17			21			24	24	1	17	81.47	3	13,000		
	41	42	16	25		1	41			41	41	1	2	65.80	6	13,000		
	MTV-41	2	8		8		8			8	8		8	46.62				
		3	429	16	221	191	1	414		237	221	2	1	391	92.70	11	29,727	
		4	11	11				10		11	11			10	26.20	10	26,200	
		5	8	8				8		8	8			7	20.98	7	20,985	
		6	24	24				24		24	23			17	27.14	17	27,147	
		7	25	24	1			25		25	25			23	31.00	23	31,000	
		8	31	23	22	1	1	22			21	20		1	18	21.02	18	21,027
		9	31	23	22			27			31	29		2	25	17.88	25	17,880
		10	16	16				16			16	16		2	16	25.82	16	25,823
		11	19	17	2			19			19	19		2	16	28.43	16	28,433
12		49	38	10		1	49			48	48		7	85.42	29	20,948		
13		16	11	4		1	16			15	15		4	67.50	7	15,500		
14		15	9	6			14	4		15	13	1	5	75.00	5	14,400		
15		17	13	4			17			17	15		2	8	15.66	6	15,666	
16		29	14	11		3	29			25	23		13	84.23	7	12,714		
17		16	15	1			16			16	16		1	1	12	20,333		
18		12	10	1		1	11			11	11		8	24.75	8	24,755		
19		6	6				6			6	5		3	26.33	3	26,333		
20		29	25	4			27			29	27		1	19	23.52	19	23,522	
21		21	19	2			21			21	21	1	2	2	9	17,666		
22		1					1			1	1							
23		79	23	55		1	78			78	77	3	53	52.62	10	15,000		
24		31	16	14		1	30			30	29		14	63.28	5	15,200		
25		19	10	9			19			19	17		8	67.75	5	13,200		
26		1					1			1	1							
27		33	22	11			33	1		33	32		11	58.18	16	17,875		
28		61	26	34		1	58	3	1	60	59		34	62.14	9	8,333		
MTV-42		2	1				1			1	1							
	3	10	9			7			9	9					8	22,812		
	5	1					1		1	1								
	7	22					22		22	22					22	23,363		
	8	12	11	1			11		12	11					11	26,590		
	9	17	17				17		17	17					15	24,166		
	10	27	23	4			27		27	27					18	23,888		
	11	21	20	1			19		21	19			4	120.00	18	22,500		
	12	7	7				7		7	7			1	7	7	21,571		
	13	24	24				24	1	1	24	24				23	19,608		
	15	18	18				18			18	18				16	28,768		
	16	47	28	19			47			47	46		1	18	72.05	12	18,333	
	17	12	11	1			12			12	12		1	1	9	22,000		
	18	5	4	1			5			5	5		1	1	4	22,500		
	20	11	11				11			11	11				11	23,545		
	21	14	13	1			14	1	1	14	14		1	1	12	24,208		
	23	9	9				9			9	9				8	31,975		
	23	5	5				5			5	4		3	25.50	3	25,500		
	24	10	10				10			10	10				10	31,550		
	25	3	3				3			3	3				3	26,500		
	26	12	12				12			12	12				12	24,291		
	27	27	23	4			26			27	25	1	2	2	18	28,916		
	28	22	18	2		2	21			20	13				15	22,373		
	29	3	3				3			3	3				3	28,333		

<sup>1</sup>For renter-occupied dwelling units and vacant nonseasonal not dilapidated units, for rent.  
<sup>2</sup>For owner-occupied dwelling units and vacant nonseasonal not dilapidated units, for sale only.

Table 3.—CHARACTERISTICS OF HOUSING FOR CENSUS TRACTS, BY BLOCKS: 1950—Con.

Census tract	Block	All dwelling units by occupancy and tenure					All dwelling units by condition and plumbing facilities			Occupied dwelling units			Contract monthly rent <sup>1</sup>		Value <sup>2</sup> of one-dwelling-unit structures		
		Total	Owner occupied	Renter occupied	Vacant non-seasonal not dilap., for rent or sale	Other vacant and non-resident	Number reporting	No private bath or dilap.	No running water or dilap.	Total	Persons per room		Number reporting	Average monthly rent (dollars)	Number reporting	Average value (dollars)	
											Number reporting	1.51 or more					Occupied by non-white
MTV-42	30	124	3	86	11	24	105										
	31	1															
	32	3	3				3								3	23,500	
	33	85					82										
	34	139		84		1	137										
	35	173	12	160		1	169								12	29,666	
	36	23	19	4			23								17	30,323	
	37	4	4				4								3	32,500	
	38	2															
	39	38	31	7			38								6	68,333	
	40	29	19	10			28		1						10	67,000	
	41	57	32	23	2		56		1						24	68,750	
	MTV-43	1	7	6	1		7										
		2	17	16	1		17										
3		5	5			5											
4		5	5			5											
6		26	25	1		26											
7		29	24	4		28											
8		24	23	1		24											
9		19	19			19		1	1								
10		2															
14		2															
15		40	3	37			38		1	1							
17		64	50	11		3	60								33	65,877	
18		5	4	1			5								5	68,400	
19		24	21	3			23								3	98,333	
20	21	20	1			21								1			
21	2	3				3											
22	3	3				3											
23	7	6	1			7								1			
24	36	32	3		1	35								2			
25	7	7				7								2	18,400		
26	39	15	24			39		1	1					28	21,160		
MTV-44	2	21	20	1		21											
	3	3	3			3											
	5	6	6			6											
	6	7	7			7											
	7	11	11			11											
	8	4	4			4											
	9	1	1			1											
	10	4	4			4									4	38,750	
	11	1	1			1											
	12	5	5			5									4	32,750	
	13	9	9			9									9	38,333	
	14	4	4			4									3	37,333	
	17	10	10			10									10	37,450	
	18	4	3	1		4									3	40,000	
19	19	19			19									19	31,026		
20	17	17			17									17	29,941		
21	14	13	1		14									13	31,923		
22	6	6			6									6	30,000		
23	10	10			10									9	34,444		
24	6	5	1		6									5	36,500		
25	67	66	1		66									65	27,589		
26	5	5			5									5	33,000		
27	23	23			23									23	24,782		
28	13	13			13									12	40,000		
29	8	8			8									7	42,642		
30	6	6			6									6	43,500		
31	2	2			2												
33	13	13			13									12	36,833		
34	12	12			12									10	36,000		
35	12	11	1		12									11	37,272		
36	13	12	1		12									11	30,045		
37	51	49	1		1	50								48	22,458		
38	32	31	1		1	31								31	20,758		
39	30	30			30									28	27,196		
40	16	16			16									16	27,062		
41	11	11			11									11	34,136		
42	15	15			15									15	29,266		
43	10	9	1		9									9	23,444		
45	1	1			1												
46	20	19	1		20									18	19,861		
47	7	7			7									7	29,571		
48	10	9	1		9									8	28,875		
49	8	7	1		7									7	24,785		
50	15	10	5		15									9	22,333		
51	5	5			5									5	19,000		
52	30	28	2		30									24	22,520		
53	18	14	4		18									4	73,750		
54	46	19	27		46									25	60,444		
55	29	17	12		29									12	71,116		

<sup>1</sup>For renter-occupied dwelling units and vacant nonseasonal not dilapidated units, for rent.  
<sup>2</sup>For owner-occupied dwelling units and vacant nonseasonal not dilapidated units, for sale only.

## HOUSING—BLOCK STATISTICS

Table 3.—CHARACTERISTICS OF HOUSING FOR CENSUS TRACTS, BY BLOCKS: 1950—Con.

Census tract	Block	All dwelling units by occupancy and tenure					All dwelling units by condition and plumbing facilities			Occupied dwelling units			Contract monthly rent <sup>1</sup>		Value <sup>2</sup> of one-dwelling-unit structures		
		Total	Owner occupied	Renter occupied	Vacant non-seasonal not dilap., for rent or sale	Other vacant and non-resident	Number reporting	No private bath or dilap.	No running water or dilap.	Total	Persons per room		Occupied by non-white	Number reporting	Average monthly rent (dollars)	Number reporting	Average value (dollars)
											Number reporting	1.51 or more					
MTV-44	56	61	6	52	2	1	61			58	57		51	92.31	4	17,000	
	57	24	21	3			23			24	24		3	74.00	17	20,000	
	58	5	2	3			5			5	5		3	32.66	1		
	59	26	19	7			26			26	26		7	69.71	14	14,785	
	60	10	10				10			10	10				10	21,700	
	61	20	20				20			20	20				20	20,300	
	62	8	8				8			8	7				7	31,428	
	63	10	10				10			10	10				10	27,200	
	64	10	10				10			10	10				9	27,888	
	65	8	8				6			8	8				6	20,916	
	67	1															
	68	12	12				12			12	12				12	21,916	
	69	14	9	5			14			14	14	1	5	81.20	8	17,000	
	71	2															
	72	21	11	10			19			21	19		9	66.00	9	27,222	
	73	10	7	3			10			10	10		3	51.66	4	23,000	
	74	9	9				9			9	9				8	28,375	
	75	10	10				8			10	10				10	24,700	
	76	11	11				11			11	10				11	26,727	
77	10	10				10			10	10				9	27,777		
MTV-45	2	18		17		1	18			17	17		17	122.29			
	4	45		13		1	44	1		44	42		11	86.00	19	28,105	
	5	30	31	8			30			30	30		8	88.50	16	17,937	
	6	11	7	4			11			11	11		4	105.25	3	17,666	
	7	9	8	1			9			9	9				7	20,142	
	8	45	20	4	5	6	450			445	441	4	424	108.40	9	21,111	
	9	34	20	13		1	34			33	33		11	105.72	12	17,208	
	10	21	16	5			21			21	21		5	123.00	11	24,272	

<sup>1</sup>For renter - occupied dwelling units and vacant nonseasonal not dilapidated units, for rent.<sup>2</sup>For owner - occupied dwelling units and vacant nonseasonal not dilapidated units, for sale only.

MOUNT VERNON, NEW YORK, BY CENSUS TRACTS AND BLOCKS: 1950



BLOCK NUMBERS  
 TRACT NUMBERS  
 TRACT BOUNDARIES  
 U.S. DEPARTMENT OF COMMERCE, BUREAU OF THE CENSUS