


# 1950 UNITED STATES CENSUS OF HOUSING

U. S. DEPARTMENT OF COMMERCE • BUREAU OF THE CENSUS



**NEW BEDFORD, MASS.**

**BLOCK  
STATISTICS**

## U. S. CENSUS OF HOUSING: 1950

### Volume

- I General Characteristics
- II Nonfarm Housing Characteristics
- III Farm Housing Characteristics
- IV Residential Financing
- V Block Statistics

Housing statistics for census tracts are to be included in the Population reports on census tracts

## U. S. CENSUS OF POPULATION: 1950

### Volume

- I Number of Inhabitants
- II Characteristics of the Population

Succeeding volumes will cover the following subjects:

Census Tracts, Nativity and Parentage, Nonwhite Population by Race, Persons of Spanish Surname, Institutional Population, Differential Fertility, Labor Force Characteristics, Occupation, Industry, Income, Internal Migration, Education, Characteristics of Families and Households.

**UNITED STATES CENSUS of HOUSING : 1950**  
U. S. DEPARTMENT OF COMMERCE  
CHARLES SAWYER, *Secretary*

BUREAU OF THE CENSUS  
ROY V. PEEL, *Director*



**BLOCK STATISTICS**

**NEW BEDFORD  
MASSACHUSETTS**


*Prepared under the supervision of  
Howard G. Brunzman, Chief  
Population and Housing Division*

1950 HOUSING CENSUS REPORT

VOLUME V, PART 120

UNITED STATES GOVERNMENT PRINTING OFFICE 1951

**BLOCKS • WARDS**





## BUREAU OF THE CENSUS

ROY V. PEEL, *Director*

A. ROSS ECKLER, *Deputy Director*  
HOWARD C. GRIEVES, *Assistant Director*  
CONRAD TAEUBER, *Assistant Director*  
MORRIS H. HANSEN, *Assistant Director for Statistical Standards*  
ROBERT Y. PHILLIPS, *Assistant Director for Operations*  
CALVERT L. DEDRICK, *Coordinator, International Statistics*  
FRANK R. WILSON, *Information Assistant to the Director*

**Population and Housing Division—**

HOWARD G. BRUNSMAN, *Chief*  
WAYNE F. DAUGHERTY, *Assistant Chief for Housing*  
ROBERT B. VOIGHT, *Assistant Chief for Operations*  
HENRY S. SHRYOCK, Jr., *Assistant Chief for Population*  
EDWIN D. GOLDFIELD, *Program Coordinator*

Quality and Equipment Statistics—Robert C. Hamer, *Chief*  
Inventory Statistics—Carl A. S. Coan, *Chief*  
Developmental Programs—J. Hugh Rose, *Chief*  
Residential Financing—Junia H. Honnold, *Chief*  
Territories and Possessions—Joel Williams, *Chief*  
Statistical Sampling—Joseph Steinberg, *Chief*  
Statistical Procedure—Morton A. Meyer, *Chief*  
Processing Operations—Milton D. Lieberman, *Chief*

Administrative Service Division—WALTER L. KEHRES, *Chief*  
Agriculture Division—RAY HURLEY, *Chief*  
Budget Officer—CHARLES H. ALEXANDER  
Business Division—HARVEY KAILIN, *Acting Chief*  
Field Division—LOWELL T. GALT, *Chief*  
Foreign Trade Division—J. EDWARD ELY, *Chief*  
Geography Division—CLARENCE E. BATSCHLET, *Chief*  
Governments Division—ALLEN D. MANVEL, *Chief*  
Industry Division—MAXWELL R. CONKLIN, *Chief*  
Machine Tabulation Division—C. F. VAN ARKEN, *Chief*  
Personnel Division—HELEN D. ALMON, *Chief*

### SUGGESTED IDENTIFICATION

U. S. Bureau of the Census. *U. S. Census of Housing: 1950. Vol. V, Block Statistics, Part 120.*  
U. S. Government Printing Office, Washington, D. C., 1951.

For sale by the Superintendent of Documents, U. S. Government Printing Office, Washington 25, D. C.,  
or any of the Field Offices of the Department of Commerce - Price 20 cents



## PREFACE

This report presents statistics on characteristics of dwelling units by blocks for the city. The tabulations are based on data from the 1950 Census of Housing, taken as of April 1, 1950. Authorization for the 1950 Census of Housing as part of the Seventeenth Decennial Census was provided by the Housing Act of 1949, approved July 15, 1949.

The major portion of the information compiled from the 1950 Census of Housing appears in Volume I, *General Characteristics*; Volume II, *Nonfarm Housing Characteristics*; Volume III, *Farm Housing Characteristics*; Volume IV, *Residential Financing*; and Volume V, *Block Statistics*. Volume V consists of separate reports, issued as bulletins for each of the 209 cities which in 1940 or in a subsequent census had a population of 50,000 or more. These reports will not be bound into a single publication.

The subjects covered in both the 1950 and 1940 reports on characteristics of dwelling units by blocks are substantially similar.

This report was prepared under the direction of Howard G. Brunsman, Chief, Population and Housing Division, and Wayne F. Daugherty, Assistant Chief for Housing. Robert C. Hamer, Chief, Quality and Equipment Statistics Section, was in charge of coordinating the content and the format of the report with assistance from Carl A. S. Coan, Chief, Inventory Statistics Section; Floyd D. McNaughton, Chief, Equipment and Facilities Unit; Beulah Washabaugh, Chief, Tenure and Vacancy Unit; and Walter A. Hines. The compilation of the statistics was under the supervision of Robert B. Voight, Assistant Chief for Operations.

The collection of the information on which these statistics are based was under the supervision of Lowell T. Galt, Chief, Field Division. The geographic work, including the assignment of all block numbers and the preparation of maps, was under the supervision of Clarence E. Batschelet, Chief, Geography Division. The data were tabulated under the supervision of C. F. Van Aken, Chief, Machine Tabulation Division.

December 1951

# NEW BEDFORD, MASS.

## CONTENTS

### INTRODUCTION

	Page		Page
General.....	1	Definitions and explanations—Continued	
Related reports.....	1	Persons per room.....	2
Use of data.....	1	Color of occupants.....	2
Comparability with 1940 Housing Census data.....	1	Contract monthly rent.....	2
Definitions and explanations.....	1	Value of one-dwelling-unit structures.....	2
Dwelling unit.....	1	Number reporting.....	2
Occupancy and tenure.....	2	Block identification.....	2
Condition and plumbing facilities.....	2		

### TABLES

	Page
Table 1.—Characteristics of housing for the city: 1950.....	3
Table 2.—Characteristics of housing by wards: 1950.....	3
Table 3.—Characteristics of housing for wards, by blocks: 1950.....	4

Map of city, by blocks, appears following last page of tables.

# BLOCK STATISTICS

## INTRODUCTION

### GENERAL

Volume V of the Reports on Housing consists of a separate report for each of the 209 cities which in 1940, or in a subsequent census prior to 1950, had a population of 50,000 or more. Each report presents for the city, by blocks, tabulations for a limited number of subjects obtained in the Census of Housing. The subjects in these reports are similar to those in the block statistics supplements to Volume I of the reports of the 1940 Census of Housing. The subjects in this report present the number of dwelling units classified by occupancy and tenure, condition and plumbing facilities, persons per room, color of occupants, average contract monthly rent of renter-occupied and selected vacant units, and the average value of one-dwelling-unit owner-occupied and selected vacant structures. In table 1, the statistics for these subjects are summarized for the city. Table 2 contains the statistics for wards; these are the only statistics for wards that will be published from the 1950 Census of Housing. In table 3, the data are presented by blocks within wards and block areas. Maps identifying the location of each block and the ward boundaries are a part of this report.

**Related reports.**—Related statistics for this city are contained in the Reports on Housing, Volume I, *General Characteristics*; and in the Reports on Population, Volume I, *Number of Inhabitants*, and Volume II, *Characteristics of the Population*.

The Reports on Housing for each State in Volume I present data on the characteristics of dwelling units for the State by residence (urban, rural nonfarm, and rural farm), for standard metropolitan areas, urbanized areas, counties, for urban places, places of 1,000 to 2,500 inhabitants, and rural-nonfarm and rural-farm dwelling units for each county. Each report includes the following subjects: occupancy, tenure, race of occupants, type of structure, year built, condition and plumbing facilities, water supply, toilet and bathing facilities, number of rooms, number of persons, persons per room, electric lighting, heating equipment, heating and cooking fuels, refrigeration equipment, kitchen sink, radio, television, and, for nonfarm units, the contract monthly rent, gross monthly rent, and value of one-dwelling-unit structures.

Volume I of the Reports on Population shows the 1950 population of each county and of each minor civil division within the county. It also contains figures for each incorporated place, for each unincorporated place with 1,000 or more inhabitants, and for incorporated places of 5,000 or more by wards. A special series of tables presents data for each urbanized area giving the incorporated places and portions of minor civil divisions within it.

Volume II of the 1950 Population Reports contains statistics on the general characteristics of the population. Chapter A of this volume repeats the figures on number of inhabitants as shown in Volume I; Chapter B presents demographic, economic, and social characteristics of the population; and Chapter C gives more detailed cross-classifications for States and large cities and standard metropolitan areas.

**Use of data.**—The tabulation of housing characteristics for areas as small as city blocks provides descriptive material of considerable value for technical studies of housing in the city. The statistics will be useful in compiling totals for special types of areas that may be defined to meet the requirements of individual investigators. Users of the data should bear in mind that in

practically all cases the data for a given block represent the work of only one enumerator. Consequently, housing characteristics for blocks are subject to a wider margin of error than is to be expected in the figures for tracts or wards which represent returns made by a number of enumerators. Misinterpretation of instructions by one enumerator may cause a significant bias in the statistics for a block even though it may have a negligible effect upon the figures for larger areas. For example, the enumeration of "condition" depended to a considerable extent upon the judgment of the individual enumerator. Also, failure to indicate the correct block number for a significant number of dwelling units may introduce errors into the block data.

**Comparability with 1940 Housing Census data.**—In the 1940 Census of Housing, reports entitled "Block Statistics" were issued as supplements to the first series of Housing bulletins. These supplements consisted of separate reports for each of the 191 cities which had 50,000 inhabitants or more in 1930.

In the 1950 reports, the block numbers used are different, in most cases, from those used in the 1940 reports. Therefore, to compare 1940 and 1950 data for a given block, it is necessary to locate the block on the maps to obtain the corresponding 1940 and 1950 block numbers.

The subjects in both the 1940 and 1950 reports are substantially similar. However, data on number of structures, year built, and mortgage status have been omitted from the 1950 report. Furthermore, in the 1940 reports average contract or estimated monthly rent was reported for all dwelling units while in 1950 average contract monthly rent is reported for some, and average value for other, dwelling units.

### DEFINITIONS AND EXPLANATIONS

More detailed and complete definitions are presented in Volume I of the Housing Reports.

**Dwelling unit.**—In general, a dwelling unit is a group of rooms or a single room, occupied or intended for occupancy as separate living quarters, by a family or other group of persons living together or by a person living alone.

A group of rooms, occupied or intended for occupancy as separate living quarters, is a dwelling unit if it has separate cooking equipment or a separate entrance. A single room, occupied or intended for occupancy as separate living quarters, is a dwelling unit if it has separate cooking equipment or if it constitutes the only living quarters in the structure. Also, each apartment in a regular apartment house is a dwelling unit even though it may not have separate cooking equipment. Excluded from the dwelling unit count are large rooming houses, institutions, dormitories, and transient hotels and tourist courts.

In the 1940 Census, a dwelling unit was defined as the living quarters occupied or intended for occupancy by one household. A household consisted of a family or other group of persons living together with common housekeeping arrangements, or a person living entirely alone. However, the enumerator was not explicitly instructed to define rooms as dwelling units on the basis of cooking equipment or separate entrance.

The number of dwelling units in the 1950 Census may be regarded as comparable with the number of dwelling units in the 1940 Census. Some living quarters may have been classified as separate dwelling units in the one census and not in the other. Further, in the 1950 Census, living quarters with five or more

lodgers were not tabulated as dwelling units; generally, such quarters were included in the 1940 dwelling unit count. However, the net effect of these changes is probably small.

**Occupancy and tenure.**—Dwelling units are classified by occupancy and tenure into four groups: owner-occupied; renter-occupied; vacant nonseasonal not dilapidated, for rent or sale; and other vacant and nonresident. A dwelling unit is classified as owner-occupied if it was owned wholly or in part by the head of the household or by some related member of his family living in the dwelling unit. All other occupied units are classified as renter-occupied whether or not cash rent was actually paid for living quarters. Rent-free units and living accommodations received in payment for services performed are thus included with the renter-occupied units.

A dwelling unit is considered vacant if no persons are living in it at the time of enumeration. New units not yet occupied were enumerated as vacant dwelling units if construction had proceeded to the extent that all the exterior windows and doors were installed and final usable floors were in place. The classification "Vacant nonseasonal not dilapidated, for rent or sale" is descriptive of the vacant dwelling units reported in this classification. "Other vacant and nonresident" units include all dilapidated and seasonal vacant units as well as the not dilapidated units which were not for rent or sale.

Because of changes in enumeration procedures, the counts of total vacant units in 1940 and 1950 are not strictly comparable. In 1940, vacant units were enumerated if they were habitable; units uninhabitable and beyond repair were excluded from the enumeration. In 1950, units were included regardless of condition if they were intended for occupancy as living quarters. Therefore, no comparison should be made between the data on "vacant nonseasonal not dilapidated, for rent or sale" units from the 1950 Census and data in the 1940 Census reports.

In both censuses, dwelling units occupied entirely by non-residents were included with vacant units not for rent or sale. Trailers, tents, houseboats, and railroad cars which were vacant were excluded from the dwelling unit inventory in both 1950 and 1940.

**Condition and plumbing facilities.**—Data on condition of a dwelling unit are shown in combination with data for selected plumbing facilities and are, therefore, limited to units for which both condition and plumbing facilities are reported. Plumbing facilities include water supply, toilet facilities, and bathing facilities.

The category "with private bath" includes those dwelling units reported with both a flush toilet and a bathtub or shower inside the structure for the exclusive use of the occupants of the unit. The category "no private bath" includes those dwelling units not having private flush toilet or not having private bathing facilities. The "no running water" category includes units with only piped-running water outside the structure or with only other sources such as a hand pump.

A dwelling unit is "dilapidated" when it is run-down or neglected, or is of inadequate original construction, so that it does not provide adequate shelter or protection against the elements or it endangers the safety of the occupants.

**Persons per room.**—The number of persons per room has been computed for each occupied dwelling unit by dividing the number of persons in the dwelling unit by the number of rooms in the dwelling unit. All persons enumerated in the Population Census as members of the household (including lodgers, servants, and other nonrelated persons) are counted in determining the number of persons that occupy the dwelling unit. The number of rooms in the dwelling unit includes all rooms available for living quarters throughout the year. Not counted as rooms are bath-rooms, closets, pantries, halls, screened porches, and unfinished rooms in the basement and attic.

**Color of occupants.**—Occupied dwelling units are classified by color of head of household according to the definition used in the

1950 Census of Population. The group designated as "nonwhite" consists of Negroes, Indians, Japanese, Chinese, and other non-white races. Persons who are not definitely Indian or of other nonwhite race are classified as white.

**Contract monthly rent.**—Contract monthly rent is the rent, at the time of enumeration, contracted for by the renter regardless of whether it includes furniture, heating fuel, electricity, cooking fuel, water, or personal services.

Monthly rent for vacant dwelling units is the amount asked for the dwelling unit at the time of enumeration. The average monthly rent relates to renter-occupied dwelling units and vacant nonseasonal not dilapidated units for rent. Dwelling units which are occupied "rent-free" are not included with the units reporting rent.

**Value of one-dwelling-unit structures.**—Average value is shown for owner-occupied dwelling units and vacant nonseasonal not dilapidated units which are for sale only. Value is shown only if the unit is in a one-dwelling-unit structure without business and if it is the only dwelling unit included in the property. The value represents the amount for which the owner estimates that the property, including such land as belongs with it, would sell under ordinary conditions and not at a forced sale. For vacant units, value is the sale price asked by the owner.

**Number reporting.**—Occupancy and tenure are reported for all dwelling units, and color of occupants is reported for all occupied units. The corresponding distributions for these subjects in table 1 are based on all dwelling units and on occupied units, respectively. For all other subjects, the distributions are based on the units for which the specific characteristics are reported, that is, the "Number reporting."

The number of dwelling units for which the enumerator obtained no report on a particular item is shown for the city totals only; however, the number "not reported" can easily be derived for each area in tables 2 and 3 by subtracting the number reporting from the total number of dwelling units (or total occupied).

**Block identification.**—A map or series of maps is included in this report showing block numbers for each block, number and letter designations for wards and block areas, and the names of principal streets.

Blocks are identified by serial numbers, a separate series of numbers being used for each ward or for a group of wards. Thus, the location of each block for which data are presented in table 3 may be determined by referring to the ward and block number shown on the map. Similarly, data for a specific block may be located in the table by reference to the map for the identification numbers of the ward and block.

In some cities "block areas" have been established to facilitate the numbering of blocks in groups of less than 1,000. This may cause a break in the sequence of block numbers within a ward. Where this occurs each part of the ward that is in a separate block area is distinguished on the map, and in the table the data are shown for blocks in numerical order within each block area section of the ward. When a boundary of a ward cuts through a block separating the block into segments, the statistics for each segment are tabulated in the ward in which it is physically located on the map. In such cases, to obtain the statistics for the entire block it is necessary to add the statistics for all segments.

If no dwelling units are reported for a block, the block number is not listed in table 3, although it is shown on the map. Dwelling units for which the block number was not reported are indicated in the table by the symbol "NR." Detailed data are not shown for such dwelling units, nor for blocks containing fewer than three dwelling units. Average monthly rent is not shown when the monthly rent was reported for fewer than three dwelling units. Average value is not shown when the value of one-dwelling-unit properties was reported for fewer than three dwelling units. All dwelling units are included, however, in the statistics for the city and for each ward.

Table 1.—CHARACTERISTICS OF HOUSING FOR THE CITY: 1950

Subject	Number	Percent	Subject	Number	Percent
<b>OCCUPANCY AND TENURE</b>			<b>PERSONS PER ROOM</b>		
All dwelling units.....	33,939	100.0	Occupied dwelling units.....	33,166	...
Owner occupied.....	11,168	32.9	Number reporting.....	32,912	100.0
Renter occupied.....	21,998	64.8	1.50 or less.....	32,261	98.0
Vacant nonseasonal not dilapidated, for rent or sale.....	327	1.0	1.51 or more.....	651	2.0
Other vacant and nonresident.....	446	1.3	Not reported.....	254	...
<b>CONDITION AND PLUMBING FACILITIES</b>			<b>CONTRACT MONTHLY RENT</b>		
All dwelling units.....	33,939	...	Renter-occupied, and vacant nonseasonal not dilapidated units, for rent—Number reporting.....	21,666	...
Number reporting.....	33,374	100.0	Total contract monthly rent..... dollars.....	539,212	...
With private bath, not dilapidated.....	26,998	80.9	Average monthly rent..... dollars.....	24.29	...
No private bath, with running water, not dilapidated.....	4,094	12.3	<b>VALUE OF ONE-DWELLING-UNIT STRUCTURES</b>		
No running water or dilapidated.....	2,282	6.8	Owner-occupied, <sup>1</sup> and vacant nonseasonal not dilapidated units, for sale only—Number reporting.....	5,386	...
Condition or plumbing facilities not reported.....	565	...	Total value or sale price..... dollars.....	45,561,400	...
No private bath or dilapidated.....	6,376	19.1	Average value..... dollars.....	8,459	...
<b>COLOR OF OCCUPANTS</b>					
Occupied dwelling units.....	33,166	100.0			
White.....	32,340	97.5			
Nonwhite.....	826	2.5			

<sup>1</sup> Restricted to 1-dwelling-unit properties.

Table 2.—CHARACTERISTICS OF HOUSING BY WARDS: 1950

Ward	All dwelling units by occupancy and tenure					All dwelling units by condition and plumbing facilities			Occupied dwelling units			Contract monthly rent <sup>1</sup>		Value <sup>2</sup> of one-dwelling-unit structures		
	Total	Owner occupied	Renter occupied	Vacant non-seasonal not dilap., for rent or sale	Other vacant and non-resident	Number reporting	No private bath or dilap.	No running water or dilap.	Total	Persons per room		Occupied by non-white	Number reporting	Average monthly rent (dollars)	Number reporting	Average value (dollars)
										Number reporting	1.51 or more					
<b>TOTAL</b>	<b>33939</b>	<b>11168</b>	<b>21998</b>	<b>327</b>	<b>446</b>	<b>33374</b>	<b>6376</b>	<b>2282</b>	<b>33166</b>	<b>32912</b>	<b>651</b>	<b>826</b>	<b>21666</b>	<b>2489</b>	<b>5386</b>	<b>8459</b>
1	9272	3015	6055	49	153	9172	865	251	9070	9008	160	8	5944	2436	1434	7320
2	4968	1256	3662	10	40	4867	1273	235	4918	4881	95	7	3590	2173	464	8131
3	3716	1459	2083	132	42	3666	689	351	3542	3516	67	128	2130	3037	820	7780
4	3641	1392	2148	43	58	3513	816	321	3540	3493	103	247	2088	3573	835	8696
5	4877	2033	2736	42	66	4795	1086	288	4769	4738	107	407	2684	2651	1169	10941
6	7465	2013	5314	51	87	7361	1647	236	7327	7276	119	29	5230	2024	664	7315

<sup>1</sup>For renter-occupied dwelling units and vacant nonseasonal not dilapidated units, for rent.  
<sup>2</sup>For owner-occupied dwelling units and vacant nonseasonal not dilapidated units, for sale only.

# HOUSING—BLOCK STATISTICS

## Table 3.—CHARACTERISTICS OF HOUSING FOR WARDS, BY BLOCKS: 1950

[Detailed statistics not shown for blocks containing fewer than 3 dwelling units, nor for dwelling units not allocated by blocks (designated by NR)]

Ward	Block	All dwelling units by occupancy and tenure					All dwelling units by condition and plumbing facilities			Occupied dwelling units			Contract monthly rent <sup>1</sup>		Value <sup>2</sup> of one-dwelling-unit structures	
		Total	Owner occupied	Renter occupied	Vacant non-seasonal not dilap., for rent or sale	Other vacant and non-resident	Number reporting	No private bath or dilap.	No running water or dilap.	Total	Persons per room		Number reporting	Average monthly rent (dollars)	Number reporting	Average value (dollars)
											Number reporting	1.51 or more				
1	1	2	3	3					6	6		3	12.00	3	4.833	
	2	1	2	1					3	3		1		2		
	3	13	13	2					15	15	1	1		11	5.363	
	4	17	17	3					20	20	1	3	24.00	14	6.071	
	5															
	6															
	7															
	8															
	9															
	10															
	11															
	12															
	13	53	36	17			51	12	2	53	53	4	17	20.88	27	5.303
	14															
	15															
	16															
	17															
	18															
	19															
	20															
	21															
	22															
	23															
	24															
	25															
	26															
	27															
	28															
	29															
	30															
	31															
	32															
	33															
	34															
	35															
	36															
	37															
	38															
	39															
	40															
	41															
	42															
	43															
	44															
	45															
46																
47																
48																
49																
50																
51																
52																
53																
54																
55																
56																
57																
58																
59																
60																
61																
62																
63																
64																
65																
66																
67																
68																
69																
70																
71																
72																
73																
74																
75																
76																
77																
78																
79																
80																
81																
82																
83																
84																
85																
86																
87																
88																
89																
90																
91																
92																
93																
94																
95																
96																
97																
98																
99																
100																
101																
102																
103																
104																
105																
106																
107																
108																
109																
110																
111																
112																
113																
114																
115																
116																
117																
118																
119																
120																
121																
122																
123																
124																
125																
126																
127																
128																
129																
130																

NEW BEDFORD, MASS.

Table 3.—CHARACTERISTICS OF HOUSING FOR WARDS, BY BLOCKS: 1950—Con.

Ward	Block	All dwelling units by occupancy and tenure					All dwelling units by condition and plumbing facilities			Occupied dwelling units			Contract monthly rent <sup>1</sup>		Value <sup>2</sup> of one-dwelling-unit structures	
		Total	Owner occupied	Renter occupied	Vacant non-seasonal not dilap., for rent or sale	Other vacant and non-resident	Number reporting	No private bath or dilap.	No running water or dilap.	Total	Persons per room		Number reporting	Average monthly rent (dollars)	Number reporting	Average value (dollars)
											Number reporting	1.51 or more				
1	138	6	5	1		6			6	6		1		5	6800	
	139	1														
	140	8	7			8	1		7	7				7	4542	
	141	3	2		1	3			2	2				2		
	142	7	7			7			7	7				7	8214	
	143	5	5			5			5	5				5	7500	
	144	4	4	1		5			5	5		1		3	7500	
	145	7	7			7	1		7	7				7	5542	
	146	8	8	2		8			7	7	1			3	3000	
	147	14	11	2	1	14	1		13	13		2	31.00	3	7000	
	148	20	16	4		20			20	20		4	18.50	12	7125	
	149	4	4			4			4	4				4	7375	
	151	5	4	3		5			5	5		3	24.00			
	152	4	4			4			4	4						
	153	7	7			7		1	7	7				4	8000	
	161	18	13	5		18	1	1	17	16	1	5	24.80	7	5428	
	162	15	9	6		15	1	1	15	15	1	6	21.33	8	4325	
	163	9	8			9			8	8				4	8125	
	164	1				1								7	5000	
	165	7	4	3		7			7	7		3	27.66	2		
	166	3	2	1		3			3	3		1		2		
	167	3	3			3			3	3				2		
	168	17	13	1		17	1		16	16		1		3	7166	
	169	51	38	1		51			51	51	3	13	21.23	3	4166	
	171	4	3			4			4	4		3	22.25	8	5687	
	172	15	10	5		15			15	15	1	1		3	6166	
	173	5	5			5			5	5		5	24.40	9	3822	
	174	5	3			5			5	5				3	3833	
	175	23	13	10		23			23	23		2	22.00			
	176	9	4	5		9			9	9	1	10	20.80	10	6590	
	177	2				2			2	2		5		4	6250	
	178	18	7	11		18	5		18	18	1	11	18.72	4	6000	
	179	39	11	28		39	3		39	39		26	21.15	4	5100	
	180	6	2	4		6			6	6		4	21.00	1		
	181	5	1	4		5			5	5	2	3	24.27	7	4214	
	182	5	3	2		5	2	2	5	5		3	23.05	5	5100	
	183	6	5	1		6		2	6	6	1	3	20.96	5	4300	
	184	4	4			4			4	4		2		3	6000	
	185	4	2	2		4	1		4	4		2	23.35	2		
	186	37	28	9		37			37	37	2	28	23.35	1		
	187	20	4	16		20	1		20	20		16	28.75	2		
	188	5	3	2		5	2		5	5		5		2	6000	
	191	9	3	6		9			9	9		5	22.80			
	192	4	1	3		4			4	4	1	2	17.69	2		
	193	100	22	77		100	7	3	99	98	1	26	17.86	3	5500	
	194	6	5	1		6			6	6	1	7	22.45			
	195	6	5	1		6			6	6		6	22.45			
	196	6	5	1		6			6	6		4	28.14	1		
	197	7	1	6		7			7	7		4	22.93	3	5500	
	198	2	1	1		2			2	2	1	6	24.18	3	6666	
	199	11	2	9	1	11	1		11	11		8	23.56	5	4140	
	200	12	3	9	1	12		3	12	12		9	23.55			
	201	7	2	5	1	7	2		7	7		5	26.44	5	5220	
	202	7	1	6	1	7			7	7	2	5	23.51			
	203	8	1	7		8			8	8	1	5	23.12	1		
	204	9	2	7	2	9		1	9	9		6	23.23	3		
	205	7	2	5		7			7	7	1	7	23.85	3	4666	
	206	5	1	4		5		4	5	5		5	25.52	5	6100	
	207	5	1	4		5			5	5		3	24.79	1		
	208	5	1	4		5			5	5		4	24.47	1	7200	
	209	4	1	3		4			4	4		3	25.27	2		
	211	4	2	2		4	1		4	4		3	25.16	6	5500	
	212	4	1	3	1	4			4	4		2	25.00	10	6700	
	213	4	1	3		4			4	4	1	2	24.25	4	6250	
	214	4	1	3	1	4			4	4		3	23.52	9	5855	
	215	3	1	2		3			3	3		1	29.47	10	7050	
	216	2	1	1		2		2	2	2	1	1	33.92	7	6928	
	217	2	1	1		2		1	2	2		1	25.40	7	6471	
	218	2	1	1		2		1	2	2	1	6	25.16	11	6409	
	220	1			1	1			1	1		8	30.00	11	7481	
	221	1				1			1	1		2		8	9250	
	224	10	3	7		10			9	9		7	46.28	1		
	225	2				2			2	2						
	228	2				2			2	2						
	229	8	8			8			8	8				7	6500	
	232	3	3			3		1	3	3				2		
	233	12	9	3		12		6	12	12		1		6	6283	
	234	2				2			2	2						
	235	3	3			3			3	3				3	4033	
	236	2				2			2	2						
	237	7	5	2		7		1	7	7		2		4	5625	
	238	3	2	1		3		1	3	3		1		2		
	239	6	5	1		6		1	6	6		1		4	4225	
	241	1				1			1	1						
	242	4	3	1		4			4	4		1		2		
	245	2				2			2	2						
	246	3	2	1		3			3	3		1		2		

<sup>1</sup>For renter - occupied dwelling units and vacant nonseasonal not dilapidated units, for rent.

<sup>2</sup>For owner - occupied dwelling units and vacant nonseasonal not dilapidated units, for sale only.

HOUSING—BLOCK STATISTICS

Table 3.—CHARACTERISTICS OF HOUSING FOR WARDS, BY BLOCKS: 1950—Con.

Ward	Block	All dwelling units by occupancy and tenure					All dwelling units by condition and plumbing facilities			Occupied dwelling units			Contract monthly rent <sup>1</sup>		Value <sup>2</sup> of one-dwelling-unit structures	
		Total	Owner occupied	Renter occupied	Vacant non-seasonal not dilap., for rent or sale	Other vacant and non-resident	Number reporting	No private bath or dilap.	No running water or dilap.	Total	Persons per room		Number reporting	Average monthly rent (dollars)	Number reporting	Average value (dollars)
											Number reporting	1.51 or more				
1	247	1							3	3						
	248	1							3	3						
	251	3	3						3	3						
	254	16	8	7		1			15	2	1		6	29.00	3	5.833
	255	7	4	3					7	1			3	20.66	3	6.000
	256	11	6	4		1			10	1			4	27.00	5	8.200
	257	5	3	2					5	1			2		2	
	258	5	3	2					5	2			2		2	
	259	15	12	3					15	1			3	28.66	10	6.300
	260	24	19	5				1	24	11	1		3	47.66	8	4.837
	266	5	2	3					5	5			3	37.00	1	
	267	9	5	4					9	1			4	32.50	3	8.333
	268	17	6	10		1			17	1			10	26.00	3	7.166
	269	12	8	4					12	2			4	29.25	5	4.800
	270	5	4	1					5	5			1		2	
	271	10	8	2					10	1			1		7	5.714
	273	1							1							
	275	1							1							
	277	1							1							
	278	1							1							
	279	4	3	1					4	1			1		2	
	281	2							2							
	282	2							2							
	284	2							2							
	285	5	5						5	4					5	7.000
	286	5	2	2	1				4	4			3	46.00	2	
	287	10	4	1					10	4			4	24.75	5	7.100
	288	4	3						4	4			1		2	
	289	2							2							
	290	2							2							
	291	6	5	1					6	6			1		3	9.500
	292	2							2							
	293	4	4						4	4					4	8.750
	294	2							2							
	295	2							2							
	296	10	4	6					10	9			6	27.33		
	298	17	3	14					17	1			14	27.28		
	299	24	18	6				1	24	1			4	23.00	10	8.100
	300	12	8	4					12	4			4	29.00	4	8.500
	301	16	13	3					16	1			3	21.33	7	6.785
	302	9	5	4					9	9			4	24.75	3	7.333
	303	3	2	1					3	3			1		1	
	305	5	18	34					5	2			3	30.00	6	7.250
	306	46	15	31					46	4			10	33.00	6	9.166
	307	55	15	40				2	55	5			10	35.00	10	7.500
	308	40	19	21					40	4		1	22.50	10	9.166	
	309	36	11	25					36	3			25	33.00	6	7.500
	310	56	21	35					56	5			34	32.00	11	7.100
	311	47	21	26					47	4			26	32.00	6	7.750
	312	48	18	29			1		48	4			29	34.00	5	5.500
	313	32	17	15					32	3			15	35.00	8	8.037
	314	44	17	27					44	4			27	20.29	5	8.300
	315	56	19	37				3	56	3			37	27.75	3	7.500
	316	27	11	16					27	5			16	26.43	3	
	317	26	11	15					26	2			16	26.43	1	
	318	44	12	32					44	4			13	26.61	1	
	319	58	12	46				1	58	5			32	26.65	1	
	320	81	21	60				1	81	8			46	33.80	3	
	321	61	12	49					61	8			60	33.43	3	10.333
	322	51	13	37	1				50	6			49	24.65	1	
	323	74	14	59		1			73	3			57	25.49	1	
	324	59	11	47	1				58	6			39	21.58	2	
	325	30	5	25				4	30	3			25	21.20	1	
	326	4							4	4			3	9.66		
	327	45	6	39					45	4			3	31.13	1	
	328	37	3	34				13	37	3			38	24.20		
	329	80	7	72					80	7			72	23.27		
	330	49	12	34	1				49	9			34	32.27		
	331	73	12	61	1				73	4			60	32.62	1	
	333	65	14	50				2	65	3			37	24.96	3	10.000
	334	74	11	63					72	5			51	26.60	1	
	335	64	7	57					64	7			62	26.75	4	
	336	53	4	48				2	53	4			57	25.14	1	5.825
	337	74	8	65			1		73	5			47	25.10		
	338	80	3	73				28	80	3			64	16.89	1	
	339	61	8	52			1		60	7			73	17.42		
	340	45	5	36	4				45	5			51	27.23	1	
	341	57	3	53					57	4			36	33.83	1	
	342	10	4	10					10	7			5	19.20	1	
	343	23	3	19				1	23	3			10	18.94	1	
	344	29	2	26					29	2			26	20.15	2	
	345	1							1				1	20.59	2	
	346	15	9	6					15	9			12	20.82	7	6.571
	347	2	1	1					2	1			1	20.82		
	348	1							1				1	20.82		
	349	1							1				1	18.72		
	350	9	3	6					9	3			5	18.82		
	351	9	3	6					9	3			5	18.82		
	352	9	3	6					9	3			5	21.41		

<sup>1</sup>For renter-occupied dwelling units and vacant nonseasonal not dilapidated units, for rent.  
<sup>2</sup>For owner-occupied dwelling units and vacant nonseasonal not dilapidated units, for sale only.



Table 3.—CHARACTERISTICS OF HOUSING FOR WARDS, BY BLOCKS: 1950—Con.

Ward	Block	All dwelling units by occupancy and tenure					All dwelling units by condition and plumbing facilities			Occupied dwelling units			Contract monthly rent <sup>1</sup>		Value <sup>2</sup> of one-dwelling-unit structures	
		Total	Owner occupied	Renter occupied	Vacant non-seasonal not dilap., for rent or sale	Other vacant and non-resident	Number reporting	No private bath or dilap.	No running water or dilap.	Total	Persons per room	Occupied by non-white	Number reporting	Average monthly rent (dollars)	Number reporting	Average value (dollars)
1	351	50	4	45	2	1	50	4	4	49	49	1	44	24.72		
	352	98	18	77		1	97	6	4	95	95	2	74	26.22		
	353	144	13	100		1	113	23	113	113	3	98	23.90	5	6.700	
	354	74	8	66			74	23	74	74	2	66	20.62	2		
	355	15	1	14			15	3	15	15	1	14	20.57	1		
	356	31	5	26			30	1	31	30		26	24.19	1		
	357	51	7	44			51		51	50		40	27.62	1		
	358	43	8	34		1	42	1	42	41	2	34	20.47	1		
	360	24	1	19			24		24	24	1	19	22.21			
	361	59	5	54			59		59	59	2	54	18.77	1		
	362	70	7	62		1	68	15	69	68	4	58	23.22			
	363	22	3	19			22		22	22		17	24.70			
	364	22	4	18			22		22	22	2	24	23.95	2		
	365	12	2	10			12		12	12		10	23.40			
	366	54	8	46			54	1	54	54	1	46	20.45	2		
	367	10	2	8			10		10	10		7	21.42	1		
	368	23		17			23		23	23		17	22.05	1		
	369	44	14	26			44		40	39		25	21.28			
	370	66	10	46			66	10	6	56		45	19.57	4	5.125	
	371	19	1	18			19		19	19		17	25.88			
	372	39	4	35			39		39	39		35	19.54			
	373	62	9	59			62	10	18	38	3	59	20.37			
	374	22		20			22		22	22		20	20.57	6	5.500	
	375	41	12	29		1	41		41	41		29	21.81	1		
	376	16	4	12			16		16	16	1	14	22.54	2		
	377	61	15	44		1	61	9	6	41	2	55	24.40	7	8.200	
	378	68		60			68		68	68		66	18.25			
	380	9	3	6			9		9	9	1	6	17.33	2		
	381	71	24	47			71		71	71	1	47	24.23	2	5.583	
	382	5	4	1			5		5	5		4	24.23	4	8.125	
	383	43	28	14		1	43		42	42		14	23.92	17	7.676	
	384	14	17	15			14		14	14		15	22.13	5	6.700	
	385	22	10	14			22		22	22		14	23.42	4	6.750	
	386	55	11	33		1	55	1	44	44	3	33	23.30	1		
	387	53	9	44			53	2	5	53	1	43	32.86			
	388	22					22		22	22						
	389	59	17	41		1	59		58	58		41	22.34	8	6.562	
	390	63	21	41		1	63		62	62		42	22.92	6	15.666	
	391	12	10	2			12		12	11		8	9.666	9	9.666	
	392	20	12	8			20		20	20		8	25.25	7	7.214	
	393	23	14	8		1	23	5	22	21	1	9	27.55	4	6.375	
	394	26	8	18			26	1	26	26		17	22.94	2		
	395	8	5	3			8		8	8		3	26.66	3	8.333	
	396	10	5	5			10		10	10		5	26.40	2		
	397	39	21	17		1	39		38	38	1	15	25.60	6	9.083	
	398	24	9	15			24		24	24		14	25.00	1		
	400	6	4	1		1	6		5	4		4		4	13.250	
	401	4	2	1			4		4	4		2		2		
	402	4	2	1			4		4	4		2		2		
	403	3	2	1			3		3	3		1		2		
404	1					1		1	1							
405	1					1		1	1							
408	3	2	1			3	1	1	3		3		2			
410	10	9	1			10		10	10		1		1	9.062		
411	1					1		1	1		1		6	7.666		
412	8	7	1			8		8	8		1		2			
413	4	4				4		4	4		3		2			
414	1					1		1	1		3		2			
415	3	2	1			3	1	1	3		3		2			
416	6	6				6		6	6		6		6	9.416		
417	2					2		2	2							
418	4	3	1			4		4	4		1		3	5.833		
419	1					1		1	1		1		3	7.966		
420	9	7	2			9		9	9		2		6	6.750		
421	4	4				4		4	4		4		4			
423	2					2		2	2							
424	4	2	2			4	2	2	4		1		1			
425	10	10				10		10	10		10		10	5.810		
426	6	6				6		6	6		6		5	5.400		
427	4	2	2			4	1	1	4		2		2			
428	6	4	2		1	6	2	2	6		6		2			
429	5	3	2			5		4	4		4		1			
430	5	4	1			5		5	5		4		3	4.500		
431	7	7				7		7	7		7		3			
432	15	10	4		1	15	2	2	14		14		4	4.412		
433	4	3	1			4		4	4		4		4			
434	3	2	1			3	6	5	3		3		5	6.123		
435	3	2	1		1	3		3	3		2		2			
441	3	2	1			3	1	1	3		1		1	6.000		
443	3	2	1			3		3	3		2		6			
444	6	5	1			6		6	6		1		5	9.100		
448	4	3	1			4	1	1	4		1		1			
449	1					1		1	1							
451	5	4	1			5	1	1	5		5		3	6.333		
452	10	7	3			10		10	10		3		5	6.600		
458	10	4	5		1	9		9	9		9		4	8.000		
459	11	9	2			11		11	11		2		8	7.062		

<sup>1</sup>For renter - occupied dwelling units and vacant nonseasonal not dilapidated units, for rent.  
<sup>2</sup>For owner - occupied dwelling units and vacant nonseasonal not dilapidated units, for sale only.

HOUSING—BLOCK STATISTICS

Table 3.—CHARACTERISTICS OF HOUSING FOR WARDS, BY BLOCKS: 1950—Con.

Ward	Block	All dwelling units by occupancy and tenure					All dwelling units by condition and plumbing facilities			Occupied dwelling units			Contract monthly rent <sup>1</sup>		Value <sup>2</sup> of one-dwelling-unit structures	
		Total	Owner occupied	Renter occupied	Vacant non-seasonal not dilap., for rent or sale	Other vacant and non-resident	Number reporting	No private bath or dilap.	No running water or dilap.	Total	Persons per room		Number reporting	Average monthly rent (dollars)	Number reporting	Average value (dollars)
											Number reporting	1.51 or more				
1	460	5	3	2		5			5	5		2		1		
	461	8	6	2		8			8	8		2		2		
	462	12	7	3		12			10	10		3	30.00	5	5,400	
	468	9	5	4		9			9	9	1	4	28.25	1		
	469	9	3	6		9			9	9		5	19.80	1		
	474	14	7	7		14			14	14	1	6	29.50	4	8,000	
	475	7	7			7			7	7				7	11,714	
	476	2				2			2	2						
	477	8	7	1		8	1		8	7		1		7	6,285	
	478	5	4	1		5			5	5		1		3	11,000	
	479	7	7			7			7	7				7	11,357	
	480	5	3	1		5			4	4		1		2		
	481	1				1			1	1						
	482	6	6			6			6	6				6	6,550	
	483	8	4	4		7	1		8	7		4	28.25	2		
	484	2				2			2	2						
	485	6	4	2		6			6	6		2		1		
	486	15	12	3		15			15	15		3	32.33	7	10,214	
	487	15	10	5		14			15	14		5	30.80	4	8,875	
	488	28	13	15		28			28	28		14	23.71	5	7,700	
	489	25	7	17		25			24	24		17	30.35	2		
	490	34	10	24		32			34	34		24	27.37	2		
	491	12	2	9		12			11	11		9	22.11	1		
	492	59	17	42		59	2		59	59		42	37.69	3	7,333	
	493	19	17	2		19			19	19		2		10	9,200	
	494	35	16	14	4	35	1	1	30	30		12	25.91	8	9,250	
	495	30	14	16		29			30	29		13	27.30	6	9,166	
	496	17	8	9		16	3		17	16	1	8	51.87	4	18,250	
	497	16	11	5		16			16	16		5	36.40	8	10,750	
	498	23	9	14		23			23	22		14	33.28	3	10,166	
	499	18	6	12		18			18	18		11	22.18	5	6,600	
	500	31	16	15		30	1	1	31	31	1	12	29.41	7	8,928	
	501	9	4	5		9			9	9		5	54.20	1		
	502	25	17	8		25			25	24		8	41.87	8	13,062	
	503	19	9	10		19			19	19		8	30.50	1		
	504	23	11	12		22			23	22		11	40.36	2		
	505	14	9	5		14			14	14		4	40.25	4	11,750	
	506	31	10	21		31			31	27		21	25.57	2		
	507	58	27	31		58			58	56		30	41.63	2	9,454	
	508	52	14	37	1	52			51	51	1	38	29.55	1		
	509	22	11	11		22	1		22	22		11	25.18	5	7,200	
	510	78	14	63	1	72		5	77	76	1	63	23.49	2		
	511	2				2			2	2						
	512	36	10	25		34			35	34		25	27.12	2		
	513	87	15	70	2	87	1		85	85		71	24.67	1		
	514	66	24	42		66		4	66	66	1	42	23.74	1	6,909	
	516	19	10	9		19			19	19		9	23.22	8	5,500	
	518	1				1			1	1						
	520	4				4			4	4						
	521	39	1	38		39		1	39	39	1	37	30.75			
	522	9	6	3		9		2	9	9		3	22.00	5	5,000	
	527	35	5	30		35			35	35		30	18.66	1		
	528	54	12	41		51		25	53	53	2	40	17.85	3	5,333	
	529	6				6			6	6		6	11.66			
	530	74	11	63		74	13		74	74		63	17.73			
	536	6	3	3		6			6	6		3	21.66	2		
	537	17	12	5		17		1	17	16		5	52.60	9	6,000	
	538	33	11	21		32			32	30		20	19.90	1	5,000	
	539	1				1			1	1						
	541	1				1			1	1						
	542	6	3	3		6		2	6	6		3	45.00	3	5,100	
	544	56	22	34		56		3	56	56		34	29.38	5	9,600	
	545	12	8	4		11			12	12		4	32.50	4	12,250	
	546	4	4			4			4	4				3	6,166	
	547	4				4			4	4						
	548	5	3	2		5			5	5		2		1		
	549	1				1			1	1						
	550	1				1			1	1						
	551	5	4	1		5			5	5						
	552	8	3	4	1	8			7	7		5	29.20	3	7,666	
	553	17	1	16		17			17	17		16	39.56	2		
	554	7	2	5		7		5	7	6		5	19.00	2		
	555	1				1			1	1						
	556	11	1	10		11		1	11	11		9	30.55	1		
	557	13	4	9		13			13	12	1	9	23.55	1		
	559	1				1			1	1						
	560	9	6	3		9			9	9		2		2		
	561	9	4	5		9			9	9		5	22.40	4	8,125	
	562	8	5	3		8			8	8		3	22.66	4	7,625	
	563	20	4	13	3	20			17	17		16	25.50	2		
	566	3	1			3		3	3	3	1			1		
2	1	17				17			17	17						
	2	44				44			41	41			28.25	7	7,785	
	53	3	13	6		3		5	3	3	1		16.66	30	12,150	

<sup>1</sup>For renter-occupied dwelling units and vacant nonseasonal not dilapidated units, for rent.  
<sup>2</sup>For owner-occupied dwelling units and vacant nonseasonal not dilapidated units, for sale only.

Table 3.—CHARACTERISTICS OF HOUSING FOR WARDS, BY BLOCKS: 1950—Con.

Ward	Block	All dwelling units by occupancy and tenure					All dwelling units by condition and plumbing facilities			Occupied dwelling units			Contract monthly rent <sup>1</sup>		Value <sup>2</sup> of one-dwelling-unit structures	
		Total	Owner occupied	Renter occupied	Vacant non-seasonal not dilap., for rent or sale	Other vacant and non-resident	Number reporting	No private bath or dilap.	No running water or dilap.	Total	Persons per room		Number reporting	Average monthly rent (dollars)	Number reporting	Average value (dollars)
											Number reporting	1.51 or more				
2	56	1														
	57	2														
	63	1														
	64	36	26	10			36	2	36	36			9	31.00	24	12.833
	66	1													4	9.250
	69	4					4		4	4						
	70	1														
	72	1														
	73	1														
	74	9														
	76	10	4	6			10	2	10	10			4	24.50	2	
	77	2														
	167	10	9	1			10		10	10		1	1		7	5.500
	168	4	3			1	3		3	3					3	4.833
	169	3	3				3		3	3					3	4.000
	170	1														
	172	1														
	173	3	2	1			3		3	3			1		2	
	174	6	3	3			6		6	6			2			
	175	19	15	4			19		19	19			4	34.25	10	8.200
	176	1														
	178	18	11	7			18		18	18			7	18.28	5	7.000
	179	12	4	8			12		12	12			8	24.12	2	
	180	6	2	4			6		6	6			4	29.00	1	
	181	1														
	182	2														
	243	27	13	14			27		27	27			14	32.28	7	4.557
	244	28	13	15			28		28	28			13	33.15	1	
	245	16	10	6			16		16	16			6	20.50	5	6.700
	246	7	3	4			7	2	7	7			4	24.85	1	
	247	42	10	32			42		42	42	2		31	25.48	1	
	248	41	17	24			41	3	41	41	1		24	21.62	8	6.000
	249	30	11	19			30	3	30	30	1		19	26.26	3	6.500
	250	35	17	18			35	2	35	35			17	20.35	6	6.250
	251	25	17	8			25		25	25	1		8	26.50	8	6.375
	252	36	13	23			36	3	36	36			22	18.90	8	6.125
	253	58	31	27			58	3	58	58	2		27	33.37	16	8.812
	254	28	20	8			28	2	28	28			7	36.14	13	9.076
	255	14	11	3			14	1	14	14			3	23.00	8	8.937
	256	43	27	16			43	4	43	43	1		16	24.68	12	7.041
	257	2														
	258	7	6	1			7		7	7			1		5	7.200
	259	10	10				10		10	10					10	7.800
	260	10	9	1			10		10	10			1		9	7.722
	261	13	12	1			13		13	13			1		11	8.181
	262	3	1	1		1	3		3	3			1			
	263	9	9				9		9	9					9	7.500
	264	2														
	267	7					7		7	7					6	8.166
	268	13	10	3			13		13	13			3	34.66	10	9.500
269	4	2	2			4		4	4			2		2		
270	6	3	3			6		6	6			3	25.00	3		
271	3	3				3		3	3					3	9.666	
273	3				1	3		3	3			2				
276	1															
279	1															
280	2															
291	11	5	6			11		11	11			6	22.00	1		
293	26	13	13			26		26	26			13	31.38	1		
294	26	15	11			26		26	26			11	32.36	6	12.833	
295	25	13	12			24		25	25			11	39.90	7	13.928	
296	32	18	14			32		32	32	1		14	26.85	10	7.800	
297	43	27	16			42	1	43	43			15	34.46	16	11.125	
298	6	6				6		6	6					5	6.200	
299	26	11	14		1	26		25	25			14	23.85	3	7.666	
300	32	12	20			32	3	32	32	1		19	19.10	2		
301	25	10	14			25		24	24			13	26.15	1		
302	42	13	28		1	40	5	41	41			28	24.14	2		
303	32	14	18			30	1	32	32			18	26.44	2		
382	45	12	33			45	2	45	45			33	27.12	2		
383	35	9	26			34	6	35	34			25	23.16			
384	21	7	14			21		21	21			13	25.30	1		
385	28	12	15			28	1	27	26			12	31.66	5	10.300	
386	30	10	18			26	2	28	28			18	19.94	1		
387	36	12	23			31	8	35	34			23	23.73	8	4.750	
388	45	5	40			31	2	45	43			25	21.91	2		
389	29	2	27			29	2	28	27	2	1	29	20.00			
390	41	8	33			41		41	41			33	18.96	1		
391	10	5	5			10	3	10	10			5	19.40	2		
392	40	13	27			40	7	40	39			26	21.96	5	6.800	
393	8	5	3			8		8	7			3	14.66	2		
394	33	13	19		1	32	2	32	32			19	29.63	7	7.142	
395	66	17	49			65		65	65			49	21.63	6	6.000	
396	73	2	64			72	4	73	71			62	21.54	2		
397	42	2	39		1	41	12	41	41			39	17.05			
398	31	6	25			31	7	31	31	1		24	23.45	1		

<sup>1</sup>For renter—occupied dwelling units and vacant nonseasonal not dilapidated units, for rent.  
<sup>2</sup>For owner—occupied dwelling units and vacant nonseasonal not dilapidated units, for sale only.

HOUSING—BLOCK STATISTICS

Table 3.—CHARACTERISTICS OF HOUSING FOR WARDS, BY BLOCKS: 1950—Con.

Ward	Block	All dwelling units by occupancy and tenure					All dwelling units by condition and plumbing facilities			Occupied dwelling units			Contract monthly rent <sup>1</sup>		Value <sup>2</sup> of one-dwelling-unit structures	
		Total	Owner occupied	Renter occupied	Vacant non-seasonal not dilap., for rent or sale	Other vacant and non-resident	Number reporting	No private bath or dilap.	No running water or dilap.	Total	Persons per room		Number reporting	Average monthly rent (dollars)	Number reporting	Average value (dollars)
											Number reporting	1.51 or more				
2	399	42	11	31		42	1	1	42	42		31	21.70			
	401	16	7	9		15	2		16	15	1	9	29.11	2		
	402	4	4			4	1		4	4				4	11.500	
	403	29	13	16		24			29	29		16	26.81	3	7.666	
	404	46	11	34	1	46			45	45	1	35	25.54			
	405	35	10	25		34			35	35		24	21.79	1		
	406	48	13	35		48	3		48	48		35	22.68			
	407	37	6	30		37			36	36		30	24.83			
	408	37	7	30		36	5	2	37	37		22	23.18	1		
	409	46	7	37		46	3		44	44	1	37	23.13	2		
	410	40	11	28	1	40	5		39	39	1	29	18.72	3	6.333	
	411	34	5	29		34			34	34		29	23.44			
	412	43	5	38		43	1		43	43		38	22.50			
	414	26	5	21		26			26	24		18	22.94			
	415	37	11	25		35		1	36	34		24	21.79			
	416	48	10	38		48			48	48		38	25.13			
	417	14	4	10		14			14	14		10	21.00	1		
	418	53	13	40		53	5		53	53	1	39	19.46	3	5.866	
	419	43	9	34		43			43	43		33	22.45			
	420	35	10	24	1	35	2	1	34	34		25	22.48	3	5.833	
	421	43	13	29		40			42	42		29	23.79			
	422	28	10	18		21		1	28	28		14	24.35	1		
	423	18	5	13		17			18	17		10	25.70	1		
	424	21	9	12		21			21	21		12	25.58	1		
	425	7	3	4		7			7	7		4	30.00			
	426	13	6	7		13			13	13		7	27.85	3	6.000	
	427	11	4	7		11	1		11	11		7	29.71	1		
	428	4	2	2		4			4	4		2				
	429	19	3	15	1	19			19	19	1	19	30.02			
	431	2				2			2	2						
	434	27	10	16	1	27	7		26	26		17	16.88	5	5.700	
	435	17	4	13		17	1		17	17		13	21.46	1		
	436	37	7	29	1	35	9		36	36		28	17.92	4	5.250	
	438	32	12	20		31	5	2	32	32		20	20.30			
	439	36	10	26		36	4		36	35		26	20.53	1		
	440	36	8	27		36	15	11	35	35		27	15.66	2		
	441	22	2	20		22	8		22	22		20	20.25			
	442	54	11	43		53	26	19	54	54	1	43	17.58	2		
	443	12	4	8		12	9		12	12		7	14.28			
	444	58	4	54		56	31	18	58	58	3	48	19.00			
	445	90	13	76	1	89	26	10	89	88	1	74	19.71			
	446	123	23	95		120	95	95	118	117	2	94	23.23	2		
	447	30	3	27		29	27		30	29	1	27	17.77			
	448	71	8	63		71	31	25	71	71	3	61	14.96	1		
	449	24	3	21		24	3	2	24	24		19	20.36			
	536	25	1	22	1	24	16	4	23	23		23	16.73			
	537	36	9	27		36	27	5	36	36	1	27	17.62			
	538	24	1	23		24	14	1	24	24	1	23	18.17			
	539	11	5	6		11	6		11	11	1	6	16.66	3	5.333	
	540	47	5	42		46	28	19	47	47	1	42	19.23			
	541	42	3	39		42	21	21	42	42	4	39	21.33			
	542	49	5	44		47	16	3	49	49	2	43	16.76	1		
	543	22	2	20		22	5	1	22	22	1	20	26.85			
	544	17	2	15		17			17	16	1	15	19.26	1		
	545	66	11	54		66	1		65	64	1	54	22.92			
	546	39	6	33		39	7		39	38	1	33	21.57	2		
	547	52	10	42		52	2		52	52	1	42	23.71			
	548	54	6	48		54	6	4	54	54	1	48	33.16			
	549	43	5	38		43	6		43	43		38	23.47			
	550	49	4	45		49	14		49	48	3	45	20.42			
	551	25	1	24		25	14		25	25		22	19.18			
	552	50	7	41		44	17	1	48	48	5	41	17.31	2		
	553	28	3	25		27	15		28	27		25	18.24			
	554	62	4	57		56	14	1	61	61	2	57	17.92			
	555	75	5	70		75	14	2	75	75	4	70	17.21	4	5.750	
	556	85	16	69		85	37	23	85	85	5	69	16.20	3	4.000	
	557	106	16	90		104	85	70	106	106	1	90	17.32	5	3.760	
	558	35		35		35	2		35	35		35	20.20			
	559	92	1	88		91	77	50	89	87	3	87	15.65			
	596	26	4	22		26	22	18	26	26		22	14.36	1		
	597	51	2	49		51	29	27	51	51	8	49	19.95			
	598	50	2	47		48	30	14	50	49	2	47	14.53			
	600	28	3	25		28	2	2	27	27		24	20.50			
	601	41	1	40		41	11		40	40		36	16.86			
	602	14	1	13		13	1	1	13	13	7	12	19.29	2		
	603	29	2	26		28	26		29	29	1	28	18.64			
	604	85	2	83		80	79	79	85	84	4	82	17.84	1		
	3	2	31	25	6		31		31	31		5	22.80	22	9.500	
		3	14	8	6		14		14	14		6	24.83	8	7.000	
		4	15	9	6		15		15	14		4	28.25	8	10.625	
		5	9	8	1		9	1	1	9	9		8	6.875	8	6.875
		6	13	13			13			13	13		1	9.615	8	9.615
		7	30	22	8		30			30	30		8	33.75	13	9.947
															19	

<sup>1</sup>For renter - occupied dwelling units and vacant nonseasonal not dilapidated units, for rent.  
<sup>2</sup>For owner - occupied dwelling units and vacant nonseasonal not dilapidated units, for sale only.



HOUSING—BLOCK STATISTICS

Table 3.—CHARACTERISTICS OF HOUSING FOR WARDS, BY BLOCKS: 1950—Con.

Ward	Block	All dwelling units by occupancy and tenure					All dwelling units by condition and plumbing facilities			Occupied dwelling units			Contract monthly rent <sup>1</sup>		Value <sup>2</sup> of one-dwelling-unit structures		
		Total	Owner occupied	Renter occupied	Vacant non-seasonal not dilap., for rent or sale	Other vacant and non-resident	Number reporting	No private bath or dilap.	No running water or dilap.	Total	Persons per room		Number reporting	Average monthly rent (dollars)	Number reporting	Average value (dollars)	
											Number reporting	1.51 or more					Occupied by non-white
3	351	19	7	11		1	19	1	1	18	18	1	11	26.72	3	61.66	
	352	20	9	9		2	20	2	2	18	18		9	31.22	3	51.66	
	353	18	11	7			18			18	18		7	28.00	5	76.00	
	354	22	6	15	1		22	10	9	21	21	1	15	45.40			
	355	48	20	27		1	48	9	1	47	47		24	40.75	10	72.00	
	356	16	6	9		1	16	9		15	14		6	32.83	3	73.33	
	357	24	13	11			22	9	9	24	24		10	31.20	4	81.25	
	358	9	3	6			9	1	1	9	9		5	40.00	3	80.00	
	359	13	8	4	1		13	3	1	12	12		6	26.80	7	95.00	
	360	6	3	3			6			6	6	1	3	21.33	2		
	361	32	11	21			32	7		32	32	1	21	31.52	6	61.66	
	362	47	22	25			47	4	1	47	46	1	22	41.31	8	96.87	
	364	20	4	16			20	16	16	20	20	1	16	32.50	2		
	365	36	11	25			34	15	13	36	36		25	34.52	4	68.75	
	366	22	9	13			22	3		22	22		12	39.66	5	78.00	
	367	25	8	17			25	3	1	25	25		17	35.05	4	88.75	
	368	10	8	2			10	1	1	10	10		2		8	218.12	
	369	2															
	370	22	11	11			22	2		22	22		11	30.90	7	88.57	
	371	16	6	10			16			16	16		10	29.20	3	71.66	
	372	29	12	17			29	1		29	29	1	17	27.88	3	71.66	
	373	11	7	4			11			11	11		4	25.75	5	82.00	
	374	19	15	4			19			19	18		4	35.00	9	115.00	
	375	31	16	14		1	31			30	29	1	13	29.53	11	123.18	
	376	25	10	15			25	1	1	25	25		15	28.66	4	66.25	
	377	22	10	12			22	3	1	22	22		11	42.00	5	66.80	
	378	22	9	13			22	2	1	22	22		11	22.27	5	61.00	
	379	32	14	18			31			32	32	1	17	32.64	9	70.00	
	380	23	15	8			23			23	23		8	46.87	8	78.33	
	381	14	5	8		1	14			13	13		7	35.85	6		
	450	21		19	2		19	6	4	19	19		21	20.57			
	451	18		18			18	1		18	18		18	21.27			
	452	48	1	47			47	23		48	47	2	47	16.10			
	453	61	1	58	2		61	1	1	59	58		58	13.68			
	454	23	9	22			22	1		23	22		21	21.14			
	455	33	1	24			33	7		33	33	1	19	23.10	3	34.00	
	456	42	5	36	1		37	14		41	39	2	35	35.91	2		
	457	30	2	28			29	2		30	29		28	22.28			
	458	47	7	40			47	7		47	47	1	38	23.65	1		
	459	28	6	22			28	8	3	28	28		22	21.27	1		
	460	22	6	15	1		22	2		21	21		16	31.18	2		
	461	45	12	32		1	44	3		44	44	1	32	33.15	7	121.42	
	462	25	11	14			24	4	4	25	25		13	32.84	8	78.12	
	463	7	2	5			7	1		7	7		5	29.20	1		
	464	11	2	9			11	2		11	11		8	24.87			
	466	2															
	467	17	12	5			17			17	16		5	37.20	9	141.66	
	468	4	4				4			4	4				3	76.66	
	469	15	4	10		1	15	1	1	14	14		8	35.87	1		
	470	31	12	19			30	3		31	31		19	27.05	5	72.00	
	471	15	7	8			15	2		15	15	3	7	67.14	2		
	472	24	8	16			23	9		24	24		16	46.81	2	82.66	
	473	19	6	11	2		19	3	3	17	17		13	67.30	4	152.50	
	474	39	16	22		1	39	22	22	38	38		22	39.09	5	182.00	
	475	27	10	12	5		27	4		22	22		16	48.75	5	71.00	
	476	47	13	33		1	44	10		46	46	3	33	35.42	2		
	477	32	10	22			32	4	1	32	31		18	34.50	2		
	478	31	11	20			29	17	12	31	31	1	19	42.21	3	71.66	
	479	29	12	17			28	16	14	29	29		17	35.29	2		
	480	28	14	13		1	28	19	19	27	26		12	39.16	6	78.33	
	481	8	4	4			8	2	2	8	8		4	46.00	1		
	482	10	7	3			10			10	10		3	36.66	1		
	483	34	5	29			33	17	10	34	34	5	29	38.55	6	65.00	
	484	9	3	6			9	6	6	9	9		6	30.33	1		
	485	29	12	16		1	29	4		28	28	1	15	37.73	2		
	486	34	4	28	1	1	34	9	3	32	32	1	29	39.10			
	487	27	2	25			27	8	4	27	26		25	28.88			
	488	17	3	17			17	9		17	17		17	34.82			
	489	23	3	18	1	1	23	6		21	21	1	18	43.22	1		
	490	27	10	17			27	5	1	27	27		17	35.17	3	90.00	
	491	55	13	41		1	54	8		54	53	2	40	44.95	2		
	530	10	3	7			10	5	4	10	10		5	16.20	1		
	531	18	3	15			18	10	4	18	18	1	15	20.53			
	532	34	4	27	1	2	34	12	8	31	31	1	28	33.03			
	533	24	2	22			24	12	8	24	24	1	22	17.36	1		
	534	13	2	11			13	1		13	13		11	21.54			
	535	31	6	25			31	11	1	31	31	1	25	30.68			
	536	11	17	19			35	19	2	36	35		16	20.12	2	3.757	
	537	29	6	22		1	29	22	15	28	28	3	22	14.45			
	565	12		11		1	12	9	9	11	11		9	21.88			
	567	28	8	17		3	27	22	21	25	22	3	9	14.88	1		
	PART IN BLOCK AREA A																
	3	3	2	1			1			3	1		1				
	24	2															

<sup>1</sup>For renter - occupied dwelling units and vacant nonseasonal not dilapidated units, for rent.  
<sup>2</sup>For owner - occupied dwelling units and vacant nonseasonal not dilapidated units, for sale only.

Table 3.—CHARACTERISTICS OF HOUSING FOR WARDS, BY BLOCKS: 1950—Con.

Ward	Block	All dwelling units by occupancy and tenure					All dwelling units by condition and plumbing facilities			Occupied dwelling units			Contract monthly rent <sup>1</sup>		Value <sup>2</sup> of one-dwelling-unit structures			
		Total	Owner occupied	Renter occupied	Vacant non-seasonal not dilap., for rent or sale	Other vacant and non-resident	Number reporting	No private bath or dilap.	No running water or dilap.	Total	Persons per room		Number reporting	Average monthly rent (dollars)	Number reporting	Average value (dollars)		
											Number reporting	1.51 or more					Occupied by non-white	
4	25	25	21	4		25			25	25		4	55.50	20	91.75			
	26	29	24	5		29			29	29		3	69.00	22	92.50			
	27	32	22	10		32			32	32		10	51.20	15	107.33			
	312	20	11	8		20	3		19	19		7	54.57	7	182.85			
	313	23	4	18		23			22	22		17	42.00					
	314	54	4	48	1	52	2		52	49	1	4	45.08	1				
	315	6	1	5		6			6	6		4	46.25					
	316	6	2	4		6			6	6		3	39.33	1				
	317	27	3	22		16	6	2	25	18	1	1	17	54.94	1			
	318	20	1	19		19	2		20	20		19	35.21					
	319	16	1	15		16			16	16		14	47.28	1				
	320	1																
	321	4		4		4			4	4		3	49.33					
	323	1																
	325	10	1	9		10	8	3	10	10		2	19.44					
	327	2																
	328	37	1	33	2	37	13		34	34	1	4	43.87	1				
	329	40	4	36		40	22		40	40		34	37.82					
	330	34	1	32		33	31	2	33	32		30	14.70	1				
	396	6		6		6	6		6	6		6	13.66					
	400	4		4		4	2	1	4	4		1	35.50					
	4	PART IN BLOCK AREA B																
		14	12		8	4	9	5	5	8	8		12	33.08				
		15	9	7	2		9			8	8		1	18.00	6	136.66		
		16	8	6	2		8			8	8		2	18.00	4	180.00		
		17	14	8	6		14		1	13	13		5	25.50	7	104.28		
		18	27	22	5		27			27	27		11	47.00	12	113.33		
		19	22	21	1		22			22	22		11	19.44	19	103.15		
		20	24	23	1		24			24	24		11	21.82	23	110.85		
		21	35	19	16		35	1	1	35	35		15	48.26	15	108.66		
		22	33	20	13		33			33	33		13	42.07	16	107.18		
		23	19	11	8		19	1		19	19		8	40.75	5	85.00		
		24																
		25	13	7	6		13			13	13		6	33.83	5	130.00		
		26	17	7	10		17	1		17	16		9	40.33	2	22.00		
		27	15	8	7		15		1	15	15		7	35.00	7	110.71		
		28	22	17	5		22			22	21		4	47.25	14	95.35		
		29	23	16	7		23			23	22		6	47.83	13	83.07		
		30	37	24	13	1	37			37	37		12	42.50	16	68.12		
		31	27	14	13		27			27	27		12	29.25	14	77.85		
32		22	11	11		22			22	21		8	28.75	9	83.33			
33		6	4	2		6			6	6		3	32.66	2	22.00			
34		13	5	8		13	4	4	13	13		7	26.28	4	62.50			
101		11	9	2		11			11	11		1	25.50	5	73.00			
102		8				8			8	8		2	28.80	2	22.00			
104		17	11	6		17	3	2	17	17		10	28.60	1	11.00			
106		26	17	9		26			26	26		17	24.70	3	78.33			
107		22	13	9		22			22	21		10	22.80	4	91.25			
108		19	10	9		19	2		18	18		8	29.00	7	97.14			
109		33	24	9		33		1	33	33		3	29.33	2	22.00			
110		23	11	12		23			23	21		11	28.72	4	82.75			
111		24	12	12		24			24	24		12	25.91	7	76.71			
112		12	8	4		12			12	12		4	28.00	7	69.42			
113		14	9	5		14	1		14	14		5	27.20	7	74.28			
114		9	6	3		9	1		9	9		5	33.00	5	79.00			
115		12	7	5		12	2		12	12		5	26.00	5	70.00			
116		8	6	2		8			8	8		2	26.00	5	98.33			
117		5	3	2		5	1		5	5		2	22.00	2	22.00			
118		8	4	4		8			8	8		1	22.00	2	22.00			
119		4	3	1		4		1	4	4		4	35.00	10	87.00			
120		24	15	9		24			23	23		5	22.40	6	79.16			
121	12	7	5		12			12	12		5	31.80	4	98.75				
122	13	7	4		13			11	11		5							
123	18	14	4		18	1		18	18		4	24.25	11	89.09				
124	26	23	3		26			26	26		4	26.56	20	96.25				
125	10	9	1		10			10	10		1	18.00	9	75.00				
126	28	22	6		28			28	25		15	51.33	19	82.89				
127	38	25	13		38			38	38		1	28.92	11	100.00				
128	12	8	4		12			12	12		5	30.00	7	85.00				
129	11	6	5		11			11	11		1	57.20	2	22.00				
130	35	22	13		35			34	33		12	37.00	14	102.14				
131	42	24	17		42			41	40		17	28.58	15	92.20				
132	23	15	8		23	2		23	23		8	21.87	12	84.16				
133	13	6	7		13			13	13		7	28.42	2	22.00				
134	41	16	24		41			40	38		24	33.62	11	83.45				
135	39	20	18		39			35	35		14	29.42	12	75.41				
137	45	25	19		45			43	44		19	30.10	6	83.33				
138	43	20	22		43			40	42		18	21.38	7	59.28				
139	17	2	14		17	4	2	16	16		14	21.42	1	22.00				
140	24	17	7		24			24	24		7	25.28	7	62.14				
141	33	14	19		33			33	33		19	23.21	8	70.71				
142	22	14	8		22			22	22		7	22.42	3	72.50				
143	13	6	4		13			10	10		4	23.25	3	71.66				
144	22	9	12		21	1		21	20		12	25.83	6	62.50				
145	36	18	18		35			36	36		18	21.61	10	59.40				
146	27	16	11		27			27	27		11	23.36	15	49.60				

<sup>1</sup>For renter—occupied dwelling units and vacant nonseasonal not dilapidated units, for rent.  
<sup>2</sup>For owner—occupied dwelling units and vacant nonseasonal not dilapidated units, for sale only.

HOUSING—BLOCK STATISTICS

Table 3.—CHARACTERISTICS OF HOUSING FOR WARDS, BY BLOCKS: 1950—Con.

Ward	Block	All dwelling units by occupancy and tenure					All dwelling units by condition and plumbing facilities			Occupied dwelling units			Contract monthly rent <sup>1</sup>		Value <sup>2</sup> of one-dwelling-unit structures		
		Total	Owner occupied	Renter occupied	Vacant non-seasonal not dilap., for rent or sale	Other vacant and non-resident	Number reporting	No private bath or dilap.	No running water or dilap.	Total	Persons per room		Occupied by non-white	Number reporting	Average monthly rent (dollars)	Number reporting	Average value (dollars)
											Number reporting	1.51 or more					
4	147	20	10	10		20	2		20	20		2	10	27.90	6	5,500	
	148	23	10	13		23	2		23	22			13	22.23	7	6,928	
	150	22	15	7		22	2		21	21			6	24.50	14	6,428	
	203	21	11	10		21	2		21	21			10	22.00	5	6,800	
	204	8	5	3		8	6		8	8		1	2		5	3,140	
	205	2															
	206	5	2	3		5	3	2	5	5	1	1	3	15.66	2		
	207	6	1	5		6	6		6	6			5	25.80	1		
	208	23	1	22		22	2		22	22		2	15	29.05			
	209	30	12	18		27	10		30	30		13	18	16.22	8	5,437	
	210	10	3	7		9	4	2	10	10		4	7	20.71	1		
	211	10	8	2		10	1		10	10			2		8	5,250	
	212	17	7	9		17	1		16	16			9	23.77	4	5,750	
	213	9	4	5		9	2		9	9			5	26.60	3	4,333	
	214	20	9	11		20	3		20	20	1	1	9	34.77	4	10,000	
	215	21	13	8		21	1		20	20			7	27.14	5	8,200	
	216	62	3	59		62	3		61	61			35	32.74	8	7,000	
	217	42	24	18	1	42	2		48	48			24	28.00	14	7,035	
	218	36	14	22		36	6		36	36		1	13	35.30	13	6,884	
	219	27	7	20		26	2		26	26			19	38.73	5	8,100	
	220	21	6	15		21	5	5	21	21	1	16	15	17.66	3	3,833	
	221	40	9	31	1	40	1	1	39	39		3	31	46.70	2		
	222	33	9	24		33	16	11	32	32	2	3	23	21.34	1		
	223	19	9	10		19	9		19	19		17	10	17.80	5	4,200	
	224	26	5	21		25	15	13	26	26	1	25	17	19.58	5	3,540	
	225	9	2	7		9	6	3	9	9		2	6	26.00			
	226	1															
	227	10	8	2		10	1		10	10			2		8	5,975	
	228	16	9	7		16	1	2	16	16		7	6	26.00	8	4,312	
	228	29	20	9		28	12	9	29	29		8	20	19.35	4	4,700	
	319	24	4	20		24	15	13	24	24	2	11	21	23.85	3	6,500	
	320	30	6	24		30	29	26	29	29	1	17	25	14.92	5		
	321	9	6	3		9	5	5	9	9		9	3	20.00	5	3,540	
	322	21	6	15		21	20	16	21	21		17	15	15.86	3	2,466	
	323	14	4	10	2	14	5	3	11	11		1	8	21.87			
	324	32	4	28		30	3	3	32	32		28	28	46.82	3	11,333	
	325	48	26	22		46	7	6	48	47		2	22	42.95	16	7,812	
	326	19	9	10		17	2		36	36		16	16	52.00	10	13,300	
	327	3		3	1	3	2		3	3		23	5	55.00	6	13,666	
	328	3		3		3			3	3							
	329	48	13	34		45	1	1	47	47		33	33	57.06	10	18,500	
	330	15	6	9		15	7		15	15		8	8	42.37	4	25,500	
	331	74	7	67	1	73	1	1	72	72	2	69	69	60.85			
	332	7		7		7			7	7		2	2	46.00	2		
	333	16	10	6		15	5		15	15	1	5	5	63.80	6	15,666	
	334	26	17	9		25	4		26	26		16	16	39.31	4	14,500	
	335	25	5	20		25	9	1	25	25	1	20	20	40.00	3	20,000	
	336	24	3	21	1	24	21	14	21	21		12	16	15.06	3	1,733	
	337	40	7	33	11	40	18	2	28	27	2	12	30	47.80			
	338	26	4	21		26	21	21	25	25	2	2	21	24.71	4	5,625	
	339	83	13	66	2	82	68	32	79	79	8	8	66	27.10	3	4,600	
	340	24	6	16	1	22	6	5	22	22		10	16	23.87			
	341	14	3	11		14	6		14	14		3	11	33.54	1		
	342	23	3	16	2	23	14	5	19	19	2	3	18	43.72	1		
	343	13	3	8		13	2	1	11	11		8	8	52.25	1		
	345	14	7	7		14	3		14	14		7	7	21.28	2		
	492	55	15	37	3	51	2		52	50		39	39	50.20	8	8,200	
	493	42	3	37	1	40	12	2	40	39	2	1	36	35.72			
	494	5		5		5	1		5	5		5	5	33.00			
	495	14	5	9		12	1	1	14	13		3	9	27.33	2		
	496	17		14	1	17	10		15	15	3	15	15	64.60			
	497	18	2	15	1	17	4		17	16	1	16	16	53.68			
	498	30	9	21		28	3		29	27		22	22	44.90	1		
	499	31	5	26		31	10	4	30	30		18	18	43.00	1		
	500	40	7	33	1	38	20	1	37	36		30	30	31.90			
	502	2															
	505	73	10	62		73	40	2	72	72	5	60	60	36.41	2		
	506	71	6	63		70	24		69	68		59	59	44.55	2		
	511	25	9	15	1	25	14	10	24	24	1	14	14	33.71	4	4,250	
	512	14		13		14	8		13	12		13	13	57.69			
	513	27	3	24		27	10		27	27		24	24	30.25			
	518	51	7	43	1	50	40		50	49	2	40	40	43.27	1		
	519	16	6	10		16	1		16	16		9	9	62.22	1		
	523	3	1	2		2	1		3	2		2	1				
	526	3															
	527	3															
	528	1		6		6	6		6	6		6	6	33.66			
	529	8	1	7		8	5		8	8		7	7	43.00			
	569	4	1	3		4	3	3	4	4		3	3	15.00			
	570	7	2	5		7	4	4	7	7		5	5	20.00	1		
	571	2															
	572	5		5		5	4		5	5		2	5	27.20			
	577	8		8		8	8		8	8	2	7	7	18.85			
	581	1															
	582	1															
	583	2															
	584	12	2	10		12	9	7	12	12		1	10	24.50	2		

<sup>1</sup>For renter-occupied dwelling units and vacant nonseasonal not dilapidated units, for rent.  
<sup>2</sup>For owner-occupied dwelling units and vacant nonseasonal not dilapidated units, for sale only.



Table 3.—CHARACTERISTICS OF HOUSING FOR WARDS, BY BLOCKS: 1950—Con.

Ward	Block	All dwelling units by occupancy and tenure					All dwelling units by condition and plumbing facilities			Occupied dwelling units			Contract monthly rent <sup>1</sup>		Value of one-dwelling-unit structures	
		Total	Owner occupied	Renter occupied	Vacant non-seasonal not dilap., for rent or sale	Other vacant and non-resident	Number reporting	No private bath or dilap.	No running water or dilap.	Total	Persons per room		Number reporting	Average monthly rent (dollars)	Number reporting	Average value (dollars)
											Number reporting	1.51 or more				
4	586	6		6					6	6	1	1	6	20.33		
5	19	3	3			3			3	3					3	11,000
	20	4	4			4			4	4					4	7,000
	30	2	2			2			2	2					2	
	33	13	8	3	2	13	1		11	11			5	23.60	5	7,000
	34	1				1			1	1					1	
	35	7	5	2		7	1	1	7	7					7	12,333
	37	28	21	7		28	2		28	28	1		2	36.85	18	7,583
	38	7	6	1		7			7	7					7	8,250
	39	6	6			6			6	6					6	9,333
	40	2				2			2	2					2	
	41	12	9	2	1	12			11	11			3	71.66	7	11,571
	42	8	7	1		8		1	8	8			1		6	19,500
	43	18	18			18		1	18	18			1		17	12,705
	44	9	8	1		9			9	9			1		5	9,857
	45	10	2	2		10			10	10			1		5	8,500
	46	9	5	4		9			9	9			4	47.50	4	10,750
	47	9	4	4	1	9			8	8			4	31.25	2	
	48	8	6	1	1	7			7	7			1		3	7,666
	50	17	9	9		16	1		17	17			9	26.44	4	49,75
	51	55	8	55		55		1	55	55	3		5	289.8	5	
	61	3	1	2		3		3	3	3			2		4	5,500
	62	11	6	5		11			11	11			5	40.40	8	8,375
	63	10	9	1		10			10	10			1		8	9,000
	64	10	10			10			10	10			9		3	2,333
	66	13	8	5		13			13	13			5	54.80	3	13,142
	67	7	7			7			7	7			4		4	2,375
	68	4	4			4			4	4			1		2	
	69	5	4	1		5			5	5			1		7	11,314
	70	13	10	3		13			13	13			3	48.00	8	16,000
	71	11	10	1		11			11	11			1		6	17,833
	72	6	6			6		1	6	6					4	11,125
	73	1				1			1	1					3	42,000
	74	20	10	10		20			20	20			10	39.10	5	12,000
	75	15	12	3		15			15	15			1		6	44.00
	76	8	7	1		8			8	8			6		6	14,166
	77	11	5	6		11			11	11			3	58.33	8	12,375
	78	7	6	1	1	7			7	7			3	51.00	6	13,666
	79	12	8	3		12			12	12			1		6	15,750
	80	19	11	8		19			19	19			1		11	13,818
	81	8	7	1	1	8			8	8			2		7	12,714
	82	12	10	2	1	12			11	11			1		5	9,900
	83	7	5	2		7			7	7			12		6	14,666
	84	7	7			7			7	7			3	43.66	7	12,285
	85	2	1	1		2	2	2	2	2			3	49.33	10	13,500
	86	10	5	4	1	10		1	10	10		1	3	47.33	8	16,375
	87	11	10	1		11			11	11			3	33.00	11	15,681
	88	14	12	2		14			14	14			3	43.00	3	18,333
	89	13	12	1		13			13	13			9	44.44	1	13,210
	90	14	12	2		14			14	14			3	48.33	15	11,633
	91	18	9	8	1	18			17	17			14	40.35	15	10,900
	92	23	20	3		23			23	23			9	41.88	10	12,900
	93	40	25	13	1	40			39	39			17	32.35	15	11,900
	94	30	20	9		30			30	30			6	28.71	9	8,333
	95	31	19	12		31			31	31			17	29.50	10	11,900
	96	45	28	17		45			45	45			6	32.35	15	8,333
	97	18	12	6		18		1	18	18			6	29.50	9	6,000
	98	17	13	4		17		2	17	17			3	37.33	10	
	99	7	4	3		7			7	7			1	18.00	2	
	100	3	2	1		3		1	3	3			1		1	
	104	7	6	1		7			7	7			1		6	5,750
	105	12	10	2		12			11	11			2		8	6,437
	106	22	8	14		22		1	22	22			14	26.35	2	8,625
	107	11	6	5		11			11	11			5	35.00	4	6,166
	108	12	5	7		12		2	12	12			6	26.16	3	13,833
	109	20	13	7		20			20	20			7	28.71	6	10,541
	110	16	15	1		16			16	16			1	63.75	25	15,360
	111	33	28	3	1	33			31	31			4		10	13,700
	112	12	10	2		12			12	12			2		9	11,666
	113	13	11	2		13			13	13			2		9	12,250
	114	19	15	4		19			19	19			4	26.75	12	8,708
	115	26	16	10		26			26	26		2	10	39.80	7	10,071
	116	9	8	1		9			9	9			1		14	26,428
	117	17	15	2		17			17	17			3	27.33	8	6,750
	119	14	10	3		13		1	13	13					8	
	120	1				1			1	1					1	5,775
	121	1				1			1	1					1	7,000
	122	24	9	12	1	24			21	21		1	13	33.30	4	6,142
	123	37	15	20	2	37		4	35	34		1	18	17.94	7	
	124	36	14	21	1	36		3	35	35			2	23.50	4	
	125	23	11	12		23		1	22	22			2	21.75	7	
	126	11	9	1	1	11		2	10	10			9	28.44	8	5,500
	139	16	7	9		16		1	16	16			4	27.50	7	5,214
	140	20	16	4		20		1	20	20			4		14	7,178

<sup>1</sup>For renter-occupied dwelling units and vacant nonseasonal not dilapidated units, for rent.  
<sup>2</sup>For owner-occupied dwelling units and vacant nonseasonal not dilapidated units, for sale only.

HOUSING—BLOCK STATISTICS

Table 3.—CHARACTERISTICS OF HOUSING FOR WARDS, BY BLOCKS: 1950—Con.

Ward	Block	All dwelling units by occupancy and tenure					All dwelling units by condition and plumbing facilities			Occupied dwelling units			Contract monthly rent <sup>1</sup>		Value <sup>2</sup> of one-dwelling-unit structures	
		Total	Owner occupied	Renter occupied	Vacant non-seasonal not dilap., for rent or sale	Other vacant and non-resident	Number reporting	No private bath or dilap.	No running water or dilap.	Total	Persons per room		Number reporting	Average monthly rent (dollars)	Number reporting	Average value (dollars)
											Number reporting	1.51 or more				
5	141	42	28	14		42	4	1	42	42		13	21.92	12	6,625	
	142	25	12	12		25	4	1	24	24		12	23.66	7	11,714	
	143	6	5			6			6	6				6	2,333	
	144	6	5			6			5	5				5	12,300	
	145	1	1	3		1			1	1		3	68.33	12	41,750	
	146	1	1	1		1			1	1		1		1	10,900	
	147	1	1	2		1			1	1		2		1	7,892	
	148	9	5	4		9	2	2	9	9		4	56.25	5	11,600	
	149	1	1	1		1			1	1		1		1	11,000	
	150	25	12	13		25			25	25		13	29.76	10	8,000	
	151	34	22	12		33			34	33		11	32.63	19	10,105	
	152	12	11	1		12			12	12		7		10	10,200	
	153	18	10	7		18	2	2	17	17		7	31.85	6	8,500	
	154	19	9	10		19	1	1	19	19	1	10	28.40	7	8,142	
	155	47	28	19		47	7	7	47	47		18	40.83	2	12,357	
	156	9	7	1		9			8	8		9		5	31,700	
	157	18	9	9		18			18	18		3	68.33	5	19,600	
	158	6	5	3		6			6	6		3	69.66	5	14,800	
	159	8	5	1		8			8	8		1		4	28,750	
	160	4	4			4			4	4		4		4	12,250	
	161	4	4			4			4	4		4		7	27,875	
	162	32	14	17		32	6	5	31	31		16	26.62	7	9,142	
	163	42	23	18		42	13	11	41	40	1	17	35.00	14	9,142	
	164	23	11	12		23	2		23	23		12	28.00	6	6,916	
	165	18	8	9		18	1		17	17		8	25.25	4	5,125	
	166	12	5	6		12	1		11	11		6	28.00	2	5,125	
	167	14	11	3		14	6	1	14	14		3	15.00	8	6,437	
	169	28	11	16		28	3		27	27		16	27.37	4	6,625	
	170	3	2	1		3			3	3		1		2	4,220	
	171	29	8	21		28	1		29	29		20		2	8,200	
	172	26	13	13		26			26	26		12	24.91	10	6,700	
	173	39	18	20		39	3		38	38		20	41.90	7	8,571	
	174	30	13	15	1	30	6		28	28		15	32.66	4	6,900	
	175	70	17	51	1	64	5	1	68	68	1	47	21.68			
	192	19	19			19			19	19		19	30.10			
	235	20	5	15		18	2	1	20	20		14	21.64			
	236	26	6	20		26	5		26	26		17	19.23			
	237	30	10	20		29			30	30		19	23.84			
	238	44	8	34	1	42	5	1	42	42	1	33	26.18	3	5,166	
	239	40	14	24	1	37	1	1	38	37	1	23	34.17	6	8,333	
	240	30	15	15		29	2		30	30		14	22.07	7	7,000	
	241	15	9	6		15	4		15	15		6	26.83	5	7,300	
	242	29	17	11		29	1		28	28		10	34.90	11	6,800	
	243	38	17	20	1	38	9	9	37	37	1	21	41.04	7	12,428	
	244	14	6	7		14	6	6	13	13		7	48.42	4	13,500	
	245	16	11	5		16			16	16		5	51.40	7	17,000	
	246	10	10			10			10	10		5		9	17,500	
	247	7	5	1		7	1	1	6	6		4		4	19,750	
	248	10	9	1		10			10	10		8		5	16,125	
	249	6	6			6			6	6		5		8	18,800	
	250	21	15	4	1	21	2	2	19	19		4	60.00	13	14,961	
	251	22	4	18		22			22	22		18	49.38	4	19,250	
	252	12	12			12			12	12		12		12	19,833	
	253	5	4			5			5	5		4		4	20,000	
	254	36	11	25		36	10	1	36	36	2	24	45.79	4	12,500	
	255	30	16	13		30	19	19	29	29		12	29.75	12	8,000	
	256	37	11	25	1	37	12	1	36	36	3	25	35.84	5	10,900	
	257	57	16	41		57	24	4	57	57	5	40	29.52	7	5,571	
	258	47	19	25	2	47	17	1	44	44	1	26	33.15	11	6,445	
	259	59	23	31	5	59	18		54	54	1	36	27.86	5	7,100	
	260	30	15	14		29	8		29	29		12	27.83	11	6,200	
	261	10	7	3	1	10			8	8		4	25.25	3	5,166	
	262	12	7	4	1	12	2		11	11		5	29.00	5	6,000	
	263	7	5	2		7			7	7		2		3	5,666	
	264	26	12	14		25			26	26		14	26.07	5	6,000	
	265	39	10	29		38			39	39		29	22.82	4	8,500	
	266	47	14	33		45		1	47	47		33	20.36	8	6,625	
	267	54	20	31	3	54	20	11	51	46	1	30	16.53	8	5,812	
	290	38	15	23		38	5		38	38		23	21.13	7	6,875	
	291	41	21	20		40	14	2	41	40	1	19	22.05	4	4,625	
	292	44	10	34		43	13	5	44	40		32	18.18	3	5,166	
	293	38	12	23		38	11	1	35	34		22	18.59			
	294	16	6	10		15			16	15		10	23.40			
	295	69	24	44	1	57			68	68		44	26.72	4	9,250	
	296	48	21	27		48	4		48	48		22	23.86	10	8,200	
	297	42	22	18	2	42	10	3	40	40		18	20.94	11	6,454	
	299	55	17	38	1	56	7		55	55	2	38	20.71	8	5,125	
	300	23	11	12		22			23	23		12	29.91	3	6,666	
	301	31	15	16		31	5		31	31		16	24.81	4	9,875	
	303	26	3	23		26	13		26	25		23	25.60	4		
	304	60	13	42		58	30	1	55	55	9	38	35.76	7	4,350	
	305	29	11	18		29	5		29	29		17	46.47	4	12,428	
	306	2				2			2	2						
	307	1				1			1	1						
	308	48	15	30	2	48	3		45	45		31	46.35	5	8,400	
	309	30	5	25		29			30	30		25	51.60	2		
	310	27	3	24		27	11	11	27	27	3	23	60.91	2		

<sup>1</sup>For renter - occupied dwelling units and vacant nonseasonal not dilapidated units, for rent.  
<sup>2</sup>For owner - occupied dwelling units and vacant nonseasonal not dilapidated units, for sale only.

Table 3.—CHARACTERISTICS OF HOUSING FOR WARDS, BY BLOCKS: 1950—Con.

Ward	Block	All dwelling units by occupancy and tenure				All dwelling units by condition and plumbing facilities			Occupied dwelling units			Contract monthly rent <sup>1</sup>		Value <sup>2</sup> of one-dwelling-unit structures			
		Total	Owner occupied	Renter occupied	Vacant non-seasonal not dilap. for rent or sale	Other vacant and non-resident	Number reporting	No private bath or dilap.	No running water or dilap.	Total	Persons per room	Occupied by non-white	Number reporting	Average monthly rent (dollars)	Number reporting	Average value (dollars)	
5	3 1 1	9	5	4			8										
	3 3 1	19		19			19	1	1	19	8		3	815.66	4	14,750	
	3 3 2	39	12	27			39	4		39	39	22	19	285.22			
	3 3 3	15	7	7		1	15	2	1	14	14	2	27	321.8	5	6,200	
	3 3 4	11	5	4	1	1	11			9	9	1	7	217.1	3	5,666	
	3 3 5	48	14	32			48	11		46	46	2	4	257.5	2		
	3 3 6	24	9	14	1		24			23	23	2	14	403.4	1		
	3 3 8	18	6	12			17	1		18	18		15	336.0	4	41,25	
	3 3 9	32	10	19	2	1	31	11	1	29	29	1	12	234.1	4		
	3 4 0	36		36			36			36	36		21	199.5	2		
	3 4 1	50		50			50	1	1	50	50	1	2	271.6			
	3 4 2	49	16	32	1		49	8	1	48	48	2	21	190.3	1		
	3 4 3	67	20	46		1	67	11	1	66	65	1	16	200.0	1	9,062	
	3 4 4	21	5	16			21	2		21	21		9	238.7	2		
	3 4 5	30	11	18		1	30	2		29	29	1	12	252.9	2		
	3 4 6	24	8	16			24	2		24	24		9	185.0			
	3 4 7	34	8	26			33	9		34	34	1	20	170.0	2		
	3 4 8	70	18	52			66	37	1	70	70	4	52	161.1			
	3 4 9	26	8	17	1		26	6		25	25		6	222.2	2		
	3 5 0	13	2	11			13	9	3	13	13		3	138.1			
	3 5 1	24	8	15			24	5		23	23		3	215.3	3	8,333	
	3 5 2	30	5	24		1	29	2		29	29		15	214.5	2		
	3 8 3	42	7	34		1	41	27	3	41	41	5	2	170.2	3		
	3 8 4	56	7	46	3		53	45	9	53	53		9	135.3	2		
	3 8 5	44	11	33			43	25	1	44	44	2	25	140.3	3	5,333	
	3 8 6	22	7	15			22	15		22	22		9	164.6	3		
	3 8 7	27	2	25			27	24	4	27	27	2	22	155.6			
	3 8 8	80	16	62	1	1	79	54	1	78	78	2	54	148.2	4	3,750	
	3 8 9	42	10	32			41	36	2	42	41	4	30	128.0	4	1,150	
	3 9 0	13	2	11			13	11		13	13	1	11	152.7	1		
	3 9 1	3	3				3	2	1	3	3				3	1,833	
	3 9 2	8	2	6			8	4		8	8		6	166.6			
	3 9 4	19	2	17			19	19	2	19	19	3	17	164.1	2		
	3 9 5	21		21			21	1	1	21	21	2	21	295.2			
	3 9 6	1															
	4 0 6	52	1	51			50	48	39	52	50	2	44	117.7	1		
	4 0 7	3		3			3	3		3	3		2	80.0			
	4 0 8	55	3	51			55	50	21	54	53	4	1	142.2			
	4 0 9	30	3	26		1	30	29	23	29	29	5	22	137.3	1		
	4 1 0	50	7	42		1	48	39	19	49	48	5	16	132.4	4	3,500	
	4 1 1	37	8	28			37	32	7	36	35	2	6	152.2	1		
	4 1 2	75	13	60		2	74	66	13	73	73	6	26	151.8	2		
	4 1 3	34	9	23		2	31	23	4	32	31		20	146.5	5	3,700	
	6 7 2	1															
	6	4 9	49	8	41			49	12	49	47	2	1	41	186.5		
		5 2	27	18	9			27	7	27	27		6	206.6	13	6,076	
		5 3	2														
		5 4	6	5	1			6		6	6		1		4	9,500	
		5 5	13	6	7			13		13	13		7	191.4	3	7,833	
		5 6	2														
5 7		2															
5 8		7	4	3			7		7	7		3	240.0	2			
5 9		14	7	7			14		14	14		7	310.0	5	20,800		
6 0		17	9	8			17	3	2	17	16	1	7	351.4	6	6,250	
1 0 2		27	13	14			27	5	2	27	27		12	208.3	8	6,187	
1 0 3		29	12	17			29	10	4	29	29		17	210.5	5	6,100	
1 2 2		11	5	6			11	4		11	11		6	170.0			
1 2 9		10	5	4		1	9	6		9	9		4	160.0	1		
1 3 0		5	2	3			5	4		5	5		3	146.6			
1 3 1		14	5	9			14	2		14	14		9	125.5			
1 3 2		23	5	18			23	2		23	23		16	186.2			
1 3 3		21	7	14			21	4	1	21	21		14	190.7	1		
1 3 4		56	25	29	1	1	56	5	1	54	53		27	210.3	4	7,375	
1 3 5		28	10	18			27	7		28	28		18	192.2	8	5,250	
1 3 6		34	12	21		1	33	5		33	33	1	1	177.1	6	6,250	
1 3 7		31	20	11			31	5	1	31	31		11	185.4	14	7,964	
1 3 8		13	7	4		2	13	1		11	11		3	234.6	5	6,200	
1 7 6		34	5	27		2	34	6		32	32		27	209.6			
1 7 7		37	8	29			37	19		37	37		27	209.6			
1 7 8		21	11	10			21	7		21	21		10	177.0	5	5,666	
1 7 9		10	5	5			10	4		10	10		5	200.0	5	5,500	
1 8 0		21	7	14			21	7		21	21		13	187.6	3	7,000	
1 8 1		70	17	53			70	20		70	70		53	175.2	1		
1 8 2		36	12	24			36	12		36	36	2	1	167.9	4	5,625	
1 8 3		17	7	10			17	10		17	17		10	176.0	3	3,833	
1 8 4		25	7	18			24	5		25	25	1	18	170.0	2		
1 8 5		37	13	24			37	13		37	37		23	162.1	5	6,200	
1 8 6		41	13	28			41	11		41	41		28	198.2	7	4,214	
1 8 7		45	15	29			45	11		44	44		27	186.2	6	7,333	
1 8 8		47	11	35		1	47	7	1	44	44		33	201.8			
1 8 9		54	15	39			54	4		54	54	1	39	215.3	1		
1 9 0		41	16	24		1	41	3	1	40	40		22	230.0	3	5,333	
1 9 1		3		3			3			3	3		4	343.3			
1 9 2		7			1		7			6	6		4	205.0	1		
1 9 4	4	2	2			4			4	4		2					

<sup>1</sup>For renter - occupied dwelling units and vacant nonseasonal not dilapidated units, for rent.  
<sup>2</sup>For owner - occupied dwelling units and vacant nonseasonal not dilapidated units, for sale only.

HOUSING—BLOCK STATISTICS

Table 3.—CHARACTERISTICS OF HOUSING FOR WARDS, BY BLOCKS: 1950—Con.

Ward	Block	All dwelling units by occupancy and tenure					All dwelling units by condition and plumbing facilities			Occupied dwelling units			Contract monthly rent <sup>1</sup>		Value <sup>2</sup> of one-dwelling-unit structures	
		Total	Owner occupied	Renter occupied	Vacant non-seasonal not dilap., for rent or sale	Other vacant and non-resident	Number reporting	No private bath or dilap.	No running water or dilap.	Total	Persons per room		Number reporting	Average monthly rent (dollars)	Number reporting	Average value (dollars)
											Number reporting	1.51 or more				
6	195	10	4	6		9			10	10		6	23.83			
	196	118	11	7		18			18	18		7	24.42	4	7.875	
	197	200	11	9		20			20	20		8	24.50	2		
	198	14	9	5		14	1		14	14		4	27.00	5	7.000	
	199	12	6	6		11			12	12		6	24.33	3	6.333	
	200	4	3	1		4			4	4		1		1		
	203	5		1		1		4	1	1		1				
	204	7	2	5		7			7	7		5	24.00	2		
	205	8	2	4		6			6	6		3	24.00	1		
	207	10	1	2		3		1	3	3	1	3		1		
	208	13	4	7		5	3		4	4				4	3.375	
	212	9				9			9	9		2		5	7.500	
	213	17	6	11		17	3		17	17	1	11	23.54			
	214	22	18	4		17	2		22	22	1	4	15.50	14	7.500	
	215	22	17	5		27	2		28	28	2	11	20.00	10	5.900	
	216	42	16	26		42	9		42	42	1	26	18.65	8	5.000	
	217	37	15	22		36	3		37	37		22	20.86	3	5.000	
	218	33	15	18		53	1		52	52	1	36	20.80	2		
	219	50	14	36		49	1		50	50		36	21.63	1		
	220	44	11	33		44	2		44	43	1	33	20.54	1		
	221	48	14	34		48	7		48	48		33	19.48	3	6.000	
	224	30	9	21		30	11	1	30	30		21	18.33			
	225	26	8	18		26	6	2	26	26		18	25.77	1		
	226	16	6	10		15	6	4	16	16		10	16.50	2		
	227	26	11	14		25	3		25	25		14	18.42	1		
	228	28	8	20		27	7		28	27		18	20.27	5	3.960	
	229	42	5	37		42	7		42	41		35	21.11			
	230	78	9	67	1	78	37		76	76	2	64	19.57	2		
	231	47	11	36		47	6	4	47	45		33	20.18	1		
	232	51	13	38		51	10	3	51	51	1	38	21.02	3	5.833	
	233	58	11	47		54			58	56		42	23.85	1		
	234	25	7	17	1	25	14		24	22		15	21.86			
	268	37	12	25		37	6	2	37	36		25	17.80	2		
	269	40	9	31		40	3		40	40		31	18.93			
	270	62	17	43	1	62	28	22	60	59		43	16.58	2		
	271	1														
	272	7	1	6		7	4	4	7	7		5	19.60			
	274	10	4	6		10			10	10		5	22.00			
	275	50	12	38		48	14	2	50	50	1	34	20.05	1		
	276	10	2	8		10	3	2	10	10	1	7	24.00			
	277	3	1	2		2			3	3		2				
	278	48	14	34		47	8		48	48	2	34	21.38	8	3.312	
	279	126	28	94		118	56	16	122	119		93	19.24	4	3.250	
	280	153	20	131	1	153	59	1	151	151	1	131	16.82	1		
	281	142	21	120		140	51		141	140	4	118	16.94	4	6.750	
	282	123	21	95		120	33	2	121	121		95	19.03	5	6.000	
	283	126	26	100		126	31		125	125	2	100	20.02	4	5.875	
	284	115	23	90	1	115	43	3	113	113	2	89	16.61	4	3.575	
	285	119	20	97	1	119	58	1	117	117	2	97	18.76			
	286	89	17	70	2	87	20		87	87	1	70	19.67	2		
	287	52	12	40		52	21	9	52	52		38	17.92	3	7.500	
	288	49	4	34	2	49	31	1	46	46	2	34	15.85	1		
	289	31	2	29		31	20		30	30		23	20.32			
	353	44	4	40		42	7		42	42	12	30	30.42	2		
	354	6	1	5		6	2		6	6	1	4	20.77	2		
	355	50	7	43		49	21		50	50	1	42	18.42	1		
	357	5	5	31		36	10		36	36		31	17.12	1		
	358	61	9	49		60	22		58	58	2	51	20.92	3	5.333	
	359	85	11	70	3	85	53	3	81	81	2	72	15.68	3	5.833	
	360	22	6	16	3	22	10	3	22	22	4	16	14.75	4	4.750	
	361	11	1	10		11	1		11	11		10	16.60			
	362	62	11	51		62	8		62	62		51	21.19			
	363	22		20		22			21	21		20	16.78			
	364	33	8	25		33	10	3	33	33	1	25	16.36	1		
	365	35	12	23		35	3		35	35		23	18.95	3	7.000	
	366	13	4	9		13	7	1	13	13		9	17.32	2		
	367	26	13	13		25			26	25		12	19.91	9	4.888	
	369	11	5	6		11	3		11	11		6	15.66	3	6.333	
	370	46	5	35		40	4		40	40		35	16.05	1		
	371	44	13	31		44	8		44	44		31	18.12			
	372	68	5	63		66	20	1	68	68	5	61	21.03			
	373	23	5	18		23	14		23	23		18	18.44	3	5.666	
	374	39	3	35	1	38	15		38	37	2	36	16.50			
	375	18		17	1	18	8	2	17	17		18	16.50			
	376	14	1	13		14	4		14	14	1	13	18.61	1		
	377	49	11	38		49	30	1	49	49	1	37	15.51	3	3.000	
	378	63	3	54	6	63	49	1	57	57	5	59	15.20			
	379	22	1	20	1	22	17	13	21	21	2	21	34.76			
	380	27	8	17	2	26	12	1	25	25		18	22.55	1		
	381	96	7	87	2	94	54	6	94	94	7	87	18.54			
	382	28	5	23		28	23	9	28	28		23	16.86	1		
	414	8	2	6		8	3		8	8		6	20.00			
	415	5	2	3		5	5		5	5		3	29.00	1		
	417	21	4	16	1	21	10		20	20	1	16	20.06	2		
	418	51	1	50		50	34	5	51	50		49	16.18			
	419	28	3	22		28	4	3	25	25	1	20	23.45	1		
	420	58	3	54	1	58	28	1	57	50	1	54	17.66	1		

<sup>1</sup>For renter - occupied dwelling units and vacant nonseasonal not dilapidated units, for rent.  
<sup>2</sup>For owner - occupied dwelling units and vacant nonseasonal not dilapidated units, for sale only.

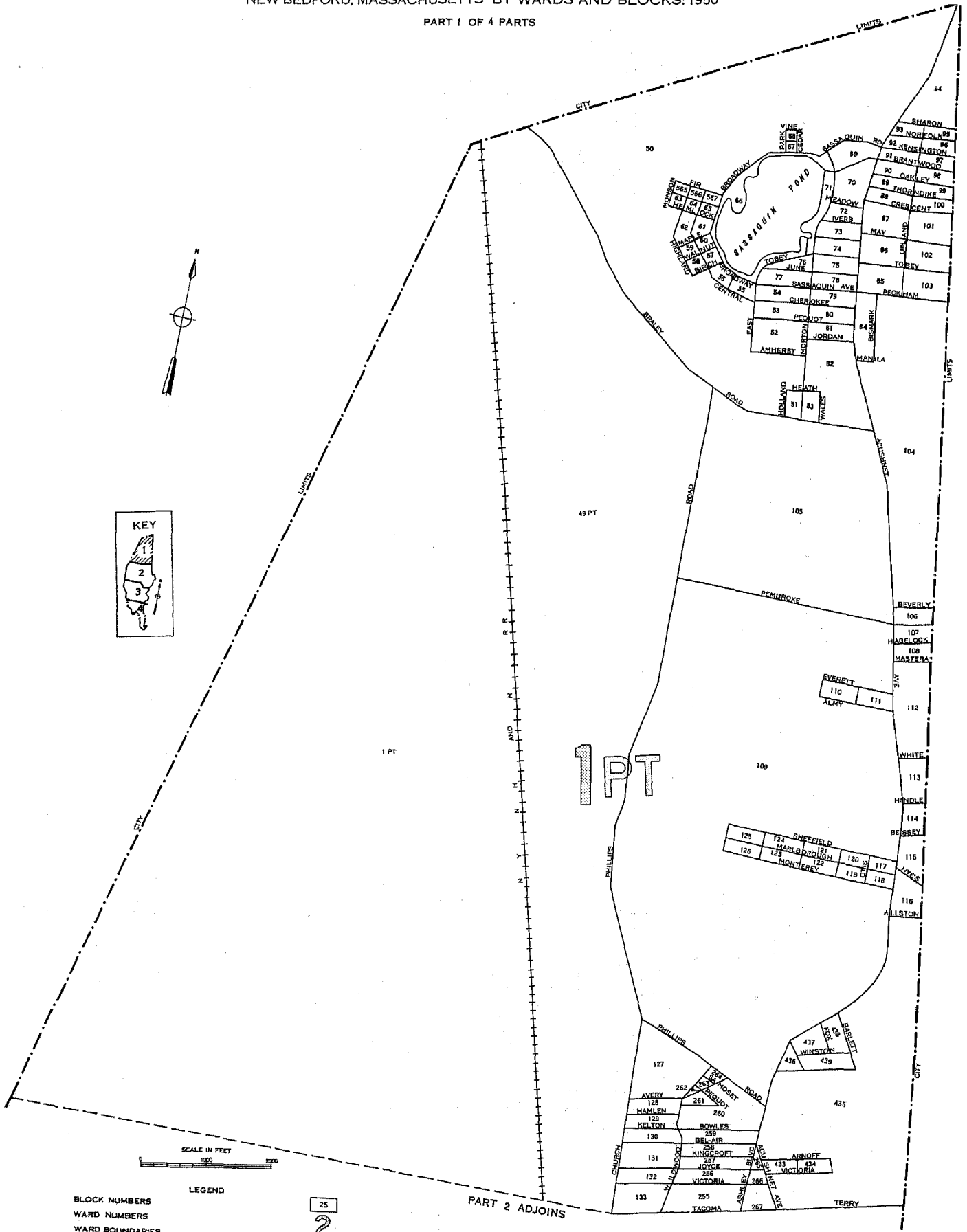
Table 3.—CHARACTERISTICS OF HOUSING FOR WARDS, BY BLOCKS: 1950—Con.

Ward	Block	All dwelling units by occupancy and tenure					All dwelling units by condition and plumbing facilities			Occupied dwelling units				Contract monthly rent <sup>1</sup>		Value <sup>2</sup> of one-dwelling-unit structures	
		Total	Owner occupied	Renter occupied	Vacant non-seasonal not dilap., for rent or sale	Other vacant and non-resident	Number reporting	No private bath or dilap.	No running water or dilap.	Total	Persons per room		Occupied by non-white	Number reporting	Average monthly rent (dollars)	Number reporting	Average value (dollars)
											Number reporting	1.51 or more					
6	421	52	8	40	1	3	52	21		48	48	1	1	40	19.12	2	
	422	43	13	30			40	6		43	43			29	19.89	4	6.000
	423	39	3	36			35	13		39	39			35	17.68		
	424	55	9	46			54	9		55	53	1	1	45	19.44		
	425	28	8	20			28			28	28	1		20	22.65	3	5.500
	426	39	8	31			39			39	39			31	18.23	1	
	427	101	16	85			100	7		101	100			84	20.03	2	
	428	39	13	24	1	1	39	4		37	37			25	21.04	3	17.666
	429	59	9	50			59			59	59	1		50	18.10		
	430	13	3	10			13			13	13			10	21.80		
	431	33	13	20			33			33	33			19	25.21	5	7.100
	432	95	31	61	1	2	93			92	92	1		60	21.21	11	8.681
	433	77	34	41	1	1	77	2		75	75			40	23.92	17	6.911
	434	87	42	42	2	1	87			84	84	1		44	28.93	16	7.500
	435	42	22	19	1		42			41	41	1		20	28.10	3	7.666
	436	1															
	437	24	14	10			24			24	24			10	27.90	5	9.000
	438	79	31	47		1	79			78	78			47	27.29	10	7.300
	439	58	30	27		1	58	3	1	57	56	1		27	30.03	13	8.115
	440	45	31	14			45			45	45			14	24.42	27	7.851
	441	31	18	10		3	31			28	28			9	25.88	13	9.846
	442	27	19	7		1	27			26	26			7	31.57	15	8.533
	443	1															
	444	1															
	445	2															
	446	1															
	447	1															
	448	20	15	5			20	1		20	20			5	30.40	13	8.307
	449	15	9	3			15	4		12	12			3	27.66	7	3.971
	450	5	4			3	5			4	4					4	5.300
	451	5	3	1		1	5	1		4	4			1		2	
	452	10	1	9			9			10	9			9	75.33		
	454	1															
	456	6	4	2			6			6	6			2		2	
	457	7	6			1	6			6	6					6	8.250
	458	9	8	1			9	1		9	9			1		7	8.857
	459	42	19	22	1	1	42			41	40	1		22	23.27	9	7.722
	460	47	25	21			47			46	46	2		20	24.30	10	15.000
	461	20	9	11			20	1		20	20			11	23.36	3	9.666
	462	21	10	11			21			21	21			11	38.36	5	8.400
	463	13	8	5			13			13	13			5	31.60	5	7.400
	464	36	19	16		1	34			35	35			16	31.87	10	9.700
	465	12	11			1	38	2	2	38	38			16	26.31	14	8.678
	466	3	3				3			3	3					1	7.500
	467	3														2	
	469	41	28	12		1	41	1		40	40			10	27.30	15	9.266
	470	27	11	16			27	1		27	27			16	24.12	4	7.500
	471	49	15	34			49	3		49	49	1		33	22.42	2	
	472	52	27	24	1		52	1	1	51	51	1	1	25	27.12	11	7.727
	473	1															
	474	36	21	13		2	34	4	1	34	34	1		13	19.84	15	6.833
	475	1															
	476	44	17	27			43			44	43		1	27	19.88	4	8.000
	477	71	13	55	1	2	69	4		68	68		1	54	20.61	8	6.687
	480	92	24	68			88	8		92	91	1		64	18.68	8	6.250
	481	59	13	45			58	1	1	58	56	1		42	23.26	2	
	482	47	9	37			47	8		46	46			35	28.68	2	
	483	64	13	50			63	1		63	62			47	26.21	2	
	484	57	14	42		1	57			56	54	1		42	24.16		
	487	29	7	22			29	2		29	29			22	19.40		
	488	72	17	55			72	7		72	72	1		54	18.81	1	
	489	104	11	93			103			104	104	2		93	17.31		
	490	33	7	26			32	4		33	33			23	19.65	1	
	491	133	19	111	2		132	2		130	129			27	20.04	1	
	492	100	17	81		2	98	1		96	96	1		80	20.36	1	
	493	106	19	86	1		105	2	2	105	104			86	18.47	1	
	494	102	11	90		1	102	1		101	101	2		90	19.52	2	
	495	103	19	84			103	2		103	103			84	19.07	1	
	497	66	6	60			66	1		66	66	3	1	60	17.61		
	501	6	3	2	1		5	2		5	5			3	11.66	2	
	649	1															

<sup>1</sup>For renter - occupied dwelling units and vacant nonseasonal not dilapidated units, for rent.  
<sup>2</sup>For owner - occupied dwelling units and vacant nonseasonal not dilapidated units, for sale only.

NEW BEDFORD, MASSACHUSETTS BY WARDS AND BLOCKS: 1950

PART 1 OF 4 PARTS



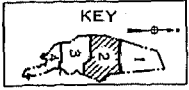
LEGEND

- BLOCK NUMBERS
- WARD NUMBERS
- WARD BOUNDARIES
- BLOCK AREA LETTERS
- BLOCK AREA BOUNDARIES
- U.S. DEPARTMENT OF COMMERCE, BUREAU OF THE CENSUS

25  
2  
A

PART 2 ADJOINS

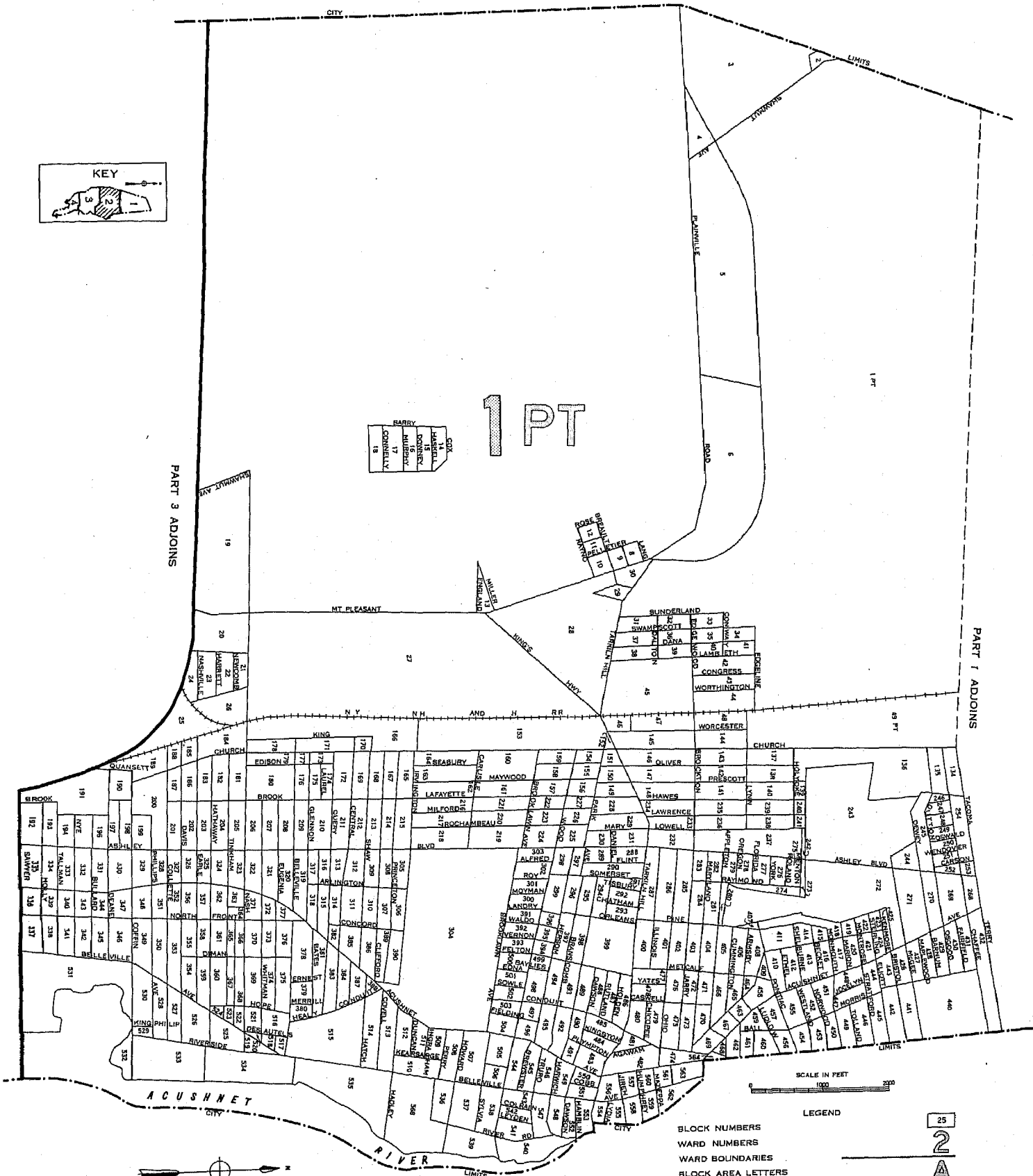
NEW BEDFORD, MASSACHUSETTS, BY WARDS AND BLOCKS: 1950  
PART 2 OF 4 PARTS



1 PT  
CITY  
LIMITS  
LAWRENCE  
RAYNVILLE  
ROAD  
BARR  
COK  
14  
15  
16  
17  
18  
CONNELLY  
MURPHY  
CONWAY  
JAMES

PART 3 ADJOINS

PART 1 ADJOINS



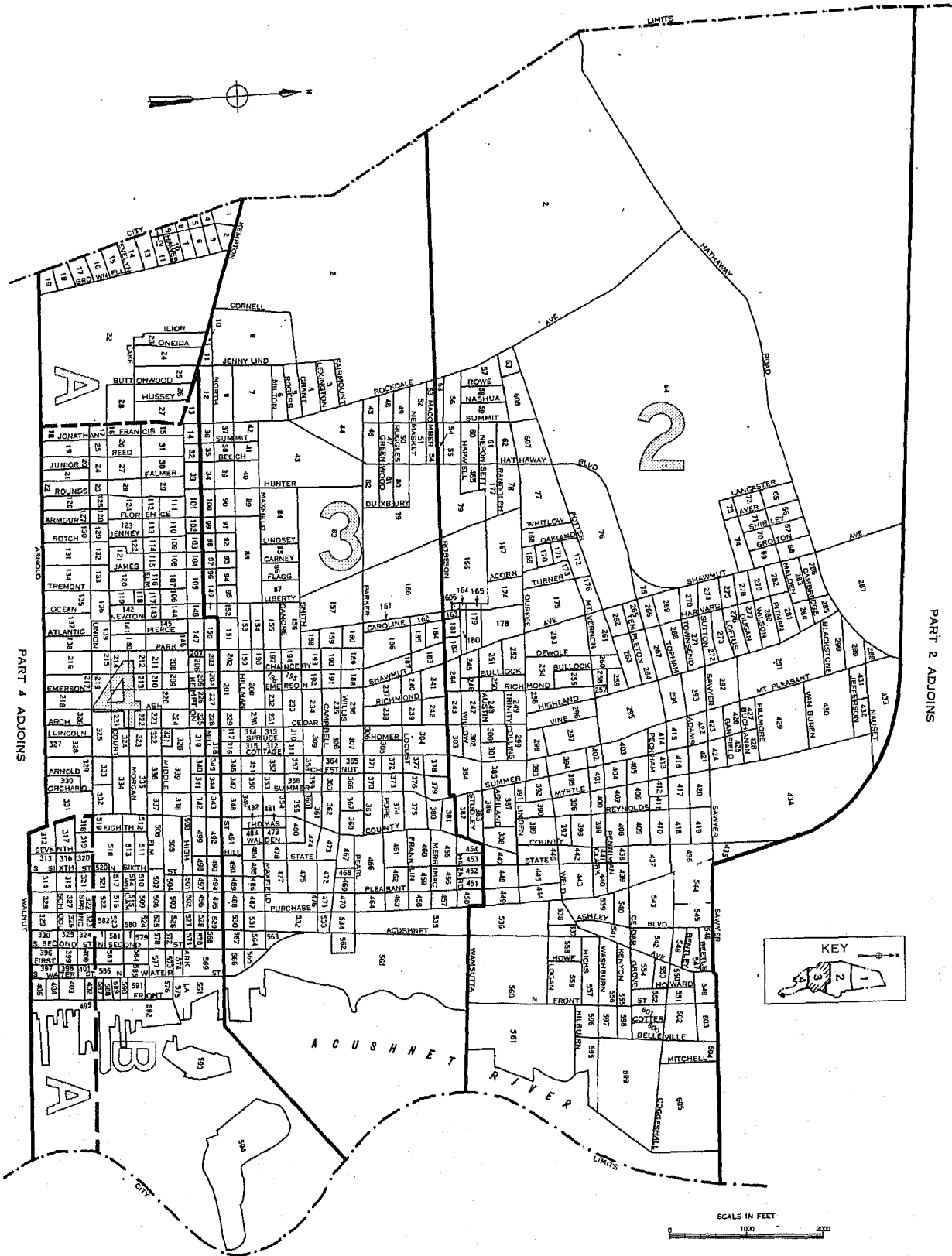
SCALE IN FEET  
0 1000 2000

LEGEND  
BLOCK NUMBERS  
WARD NUMBERS  
WARD BOUNDARIES  
BLOCK AREA LETTERS  
BLOCK AREA BOUNDARIES  
U.S. DEPARTMENT OF COMMERCE, BUREAU OF THE CENSUS

25  
2  
A

NEW BEDFORD, MASSACHUSETTS, BY WARDS AND BLOCKS: 1950

PART 3 OF 4 PARTS



PART 4 ADJOINS

PART 2 ADJOINS

LEGEND

- BLOCK NUMBERS
- WARD NUMBERS
- WARD BOUNDARIES
- BLOCK AREA LETTERS
- BLOCK AREA BOUNDARIES
- U.S. DEPARTMENT OF COMMERCE, BUREAU OF THE CENSUS

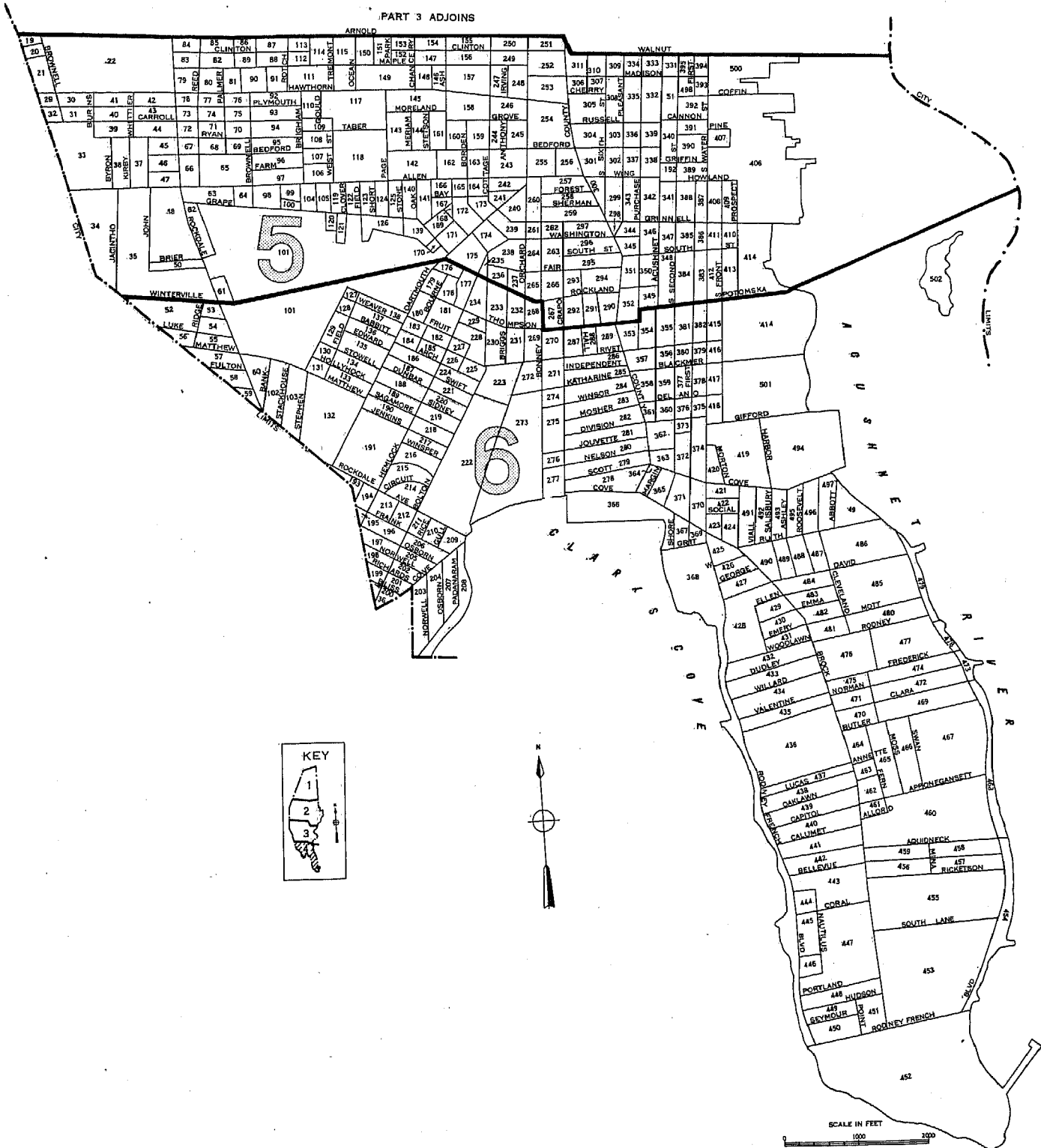
25  
2  
A



NEW BEDFORD, MASSACHUSETTS, BY WARDS AND BLOCKS: 1950

PART 4 OF 4 PARTS

PART 3 ADJOINS



LEGEND

BLOCK NUMBERS 25

WARD NUMBERS 2

WARD BOUNDARIES


BLOCK AREA LETTERS A

BLOCK AREA BOUNDARIES

U.S. DEPARTMENT OF COMMERCE, BUREAU OF THE CENSUS

# 1950 UNITED STATES CENSUS OF HOUSING

U. S. DEPARTMENT OF COMMERCE • BUREAU OF THE CENSUS



**NEW BRITAIN, CONN. BLOCK  
STATISTICS**

## U. S. CENSUS OF HOUSING: 1950

### Volume

- I General Characteristics
- II Nonfarm Housing Characteristics
- III Farm Housing Characteristics
- IV Residential Financing
- V Block Statistics

Housing statistics for census tracts are to be included in the Population reports on census tracts.

## U. S. CENSUS OF POPULATION: 1950


### Volume

- I Number of Inhabitants
- II Characteristics of the Population

Succeeding volumes will cover the following subjects:

Census Tracts, Nativity and Parentage, Nonwhite Population by Race, Persons of Spanish Surname, Institutional Population, Differential Fertility, Labor Force Characteristics, Occupation, Industry, Income, Internal Migration, Education, Characteristics of Families and Households.

**UNITED STATES CENSUS of HOUSING : 1950**  
U. S. DEPARTMENT OF COMMERCE      BUREAU OF THE CENSUS  
CHARLES SAWYER, Secretary      ROY V. PEEL, Director



**BLOCK STATISTICS**

**NEW BRITAIN  
CONNECTICUT**


*Prepared under the supervision of  
Howard G. Brunzman, Chief  
Population and Housing Division*

1950 HOUSING CENSUS REPORT

VOLUME V, PART 121

UNITED STATES GOVERNMENT PRINTING OFFICE 1951

**BLOCKS • WARDS**





## BUREAU OF THE CENSUS

ROY V. PEEL, *Director*

A. ROSS ECKLER, *Deputy Director*  
HOWARD C. GRIEVES, *Assistant Director*  
CONRAD TÆUBER, *Assistant Director*  
MORRIS H. HANSEN, *Assistant Director for Statistical Standards*  
ROBERT Y. PHILLIPS, *Assistant Director for Operations*  
CALVERT L. DEDRICK, *Coordinator, International Statistics*  
FRANK R. WILSON, *Information Assistant to the Director*

**Population and Housing Division—**

HOWARD G. BRUNSMAN, *Chief*  
WAYNE F. DAUGHERTY, *Assistant Chief for Housing*  
ROBERT B. VOIGHT, *Assistant Chief for Operations*  
HENRY S. SHRYOCK, Jr., *Assistant Chief for Population*  
EDWIN D. GOLDFIELD, *Program Coordinator*

Quality and Equipment Statistics—Robert C. Hamer, *Chief*  
Inventory Statistics—Carl A. S. Coan, *Chief*  
Developmental Programs—J. Hugh Rose, *Chief*  
Residential Financing—Junia H. Honnold, *Chief*  
Territories and Possessions—Joel Williams, *Chief*  
Statistical Sampling—Joseph Steinberg, *Chief*  
Statistical Procedure—Morton A. Meyer, *Chief*  
Processing Operations—Milton D. Lieberman, *Chief*

**Administrative Service Division—**WALTER L. KEHRES, *Chief*  
**Agriculture Division—**RAY HURLEY, *Chief*  
**Budget Officer—**CHARLES H. ALEXANDER  
**Business Division—**HARVEY KAILIN, *Acting Chief*  
**Field Division—**LOWELL T. GALT, *Chief*  
**Foreign Trade Division—**J. EDWARD ELY, *Chief*  
**Geography Division—**CLARENCE E. BATSCHULET, *Chief*  
**Governments Division—**ALLEN D. MANVEL, *Chief*  
**Industry Division—**MAXWELL R. CONKLIN, *Chief*  
**Machine Tabulation Division—**C. F. VAN AKEN, *Chief*  
**Personnel Division—**HELEN D. ALMON, *Chief*

### SUGGESTED IDENTIFICATION

U. S. Bureau of the Census. *U. S. Census of Housing: 1950. Vol. V, Block Statistics, Part 121.*  
U. S. Government Printing Office, Washington, D. C., 1952.

For sale by the Superintendent of Documents, U. S. Government Printing Office, Washington 25, D. C.,  
or any of the Field Offices of the Department of Commerce - Price 15 cents

## PREFACE

This report presents statistics on characteristics of dwelling units by blocks for the city. The tabulations are based on data from the 1950 Census of Housing, taken as of April 1, 1950. Authorization for the 1950 Census of Housing as part of the Seventeenth Decennial Census was provided by the Housing Act of 1949, approved July 15, 1949.

The major portion of the information compiled from the 1950 Census of Housing appears in Volume I, *General Characteristics*; Volume II, *Nonfarm Housing Characteristics*; Volume III, *Farm Housing Characteristics*; Volume IV, *Residential Financing*; and Volume V, *Block Statistics*. Volume V consists of separate reports, issued as bulletins for each of the 209 cities which in 1940 or in a subsequent census had a population of 50,000 or more. These reports will not be bound into a single publication.

The subjects covered in both the 1950 and 1940 reports on characteristics of dwelling units by blocks are substantially similar.

This report was prepared under the direction of Howard G. Brunsman, Chief, Population and Housing Division, and Wayne F. Daugherty, Assistant Chief for Housing. Robert C. Hamer, Chief, Quality and Equipment Statistics Section, was in charge of coordinating the content and the format of the report with assistance from Carl A. S. Coan, Chief, Inventory Statistics Section; Floyd D. McNaughton, Chief, Equipment and Facilities Unit; Beulah Washabaugh, Chief, Tenure and Vacancy Unit; and Walter A. Hines. The compilation of the statistics was under the supervision of Robert B. Voight, Assistant Chief for Operations.

The collection of the information on which these statistics are based was under the supervision of Lowell T. Galt, Chief, Field Division. The geographic work, including the assignment of all block numbers and the preparation of maps, was under the supervision of Clarence E. Batschelet, Chief, Geography Division. The data were tabulated under the supervision of C. F. Van Aken, Chief, Machine Tabulation Division.

January 1952.

# NEW BRITAIN, CONN.

## CONTENTS

### INTRODUCTION

	Page		Page
General.....	1	Definitions and explanations—Continued	
Related reports.....	1	Persons per room.....	2
Use of data.....	1	Color of occupants.....	2
Comparability with 1940 Housing Census data.....	1	Contract monthly rent.....	2
Definitions and explanations.....	1	Value of one-dwelling-unit structures.....	2
Dwelling unit.....	1	Number reporting.....	2
Occupancy and tenure.....	2	Block identification.....	2
Condition and plumbing facilities.....	2		

### TABLES

	Page
Table 1.—Characteristics of housing for the city: 1950.....	3
Table 2.—Characteristics of housing by wards: 1950.....	3
Table 3.—Characteristics of housing for wards, by blocks: 1950.....	4

Map of city, by blocks, appears following last page of tables.

# BLOCK STATISTICS

## INTRODUCTION

### GENERAL

Volume V of the Reports on Housing consists of a separate report for each of the 209 cities which in 1940, or in a subsequent census prior to 1950, had a population of 50,000 or more. Each report presents for the city, by blocks, tabulations for a limited number of subjects obtained in the Census of Housing. The subjects in these reports are similar to those in the block statistics supplements to Volume I of the reports of the 1940 Census of Housing. The subjects in this report present the number of dwelling units classified by occupancy and tenure, condition and plumbing facilities, persons per room, color of occupants, average contract monthly rent of renter-occupied and selected vacant units, and the average value of one-dwelling-unit owner-occupied and selected vacant structures. In table 1, the statistics for these subjects are summarized for the city. Table 2 contains the statistics for wards; these are the only statistics for wards that will be published from the 1950 Census of Housing. In table 3, the data are presented by blocks within wards and block areas. Maps identifying the location of each block and the ward boundaries are a part of this report.

**Related reports.**—Related statistics for this city are contained in the Reports on Housing, Volume I, *General Characteristics*; and in the Reports on Population, Volume I, *Number of Inhabitants*, and Volume II, *Characteristics of the Population*.

The Reports on Housing for each State in Volume I present data on the characteristics of dwelling units for the State by residence (urban, rural nonfarm, and rural farm), for standard metropolitan areas, urbanized areas, counties, for urban places, places of 1,000 to 2,500 inhabitants, and rural-nonfarm and rural-farm dwelling units for each county. Each report includes the following subjects: occupancy, tenure, race of occupants, type of structure, year built, condition and plumbing facilities, water supply, toilet and bathing facilities, number of rooms, number of persons, persons per room, electric lighting, heating equipment, heating and cooking fuels, refrigeration equipment, kitchen sink, radio, television, and, for nonfarm units, the contract monthly rent, gross monthly rent, and value of one-dwelling-unit structures.

Volume I of the Reports on Population shows the 1950 population of each county and of each minor civil division within the county. It also contains figures for each incorporated place, for each unincorporated place with 1,000 or more inhabitants, and for incorporated places of 5,000 or more by wards. A special series of tables presents data for each urbanized area giving the incorporated places and portions of minor civil divisions within it.

Volume II of the 1950 Population Reports contains statistics on the general characteristics of the population. Chapter A of this volume repeats the figures on number of inhabitants as shown in Volume I; Chapter B presents demographic, economic, and social characteristics of the population; and Chapter C gives more detailed cross-classifications for States and large cities and standard metropolitan areas.

**Use of data.**—The tabulation of housing characteristics for areas as small as city blocks provides descriptive material of considerable value for technical studies of housing in the city. The statistics will be useful in compiling totals for special types of areas that may be defined to meet the requirements of individual investigators. Users of the data should bear in mind that in

practically all cases the data for a given block represent the work of only one enumerator. Consequently, housing characteristics for blocks are subject to a wider margin of error than is to be expected in the figures for tracts or wards which represent returns made by a number of enumerators. Misinterpretation of instructions by one enumerator may cause a significant bias in the statistics for a block even though it may have a negligible effect upon the figures for larger areas. In particular, the enumeration of "condition" depended to a considerable extent upon the judgment of the individual enumerator. Also, failure to indicate the correct block number for a significant number of dwelling units may introduce errors into the block data.

**Comparability with 1940 Housing Census data.**—In the 1940 Census of Housing, reports entitled "Block Statistics" were issued as supplements to the first series of Housing bulletins. These supplements consisted of separate reports for each of the 191 cities which had 50,000 inhabitants or more in 1930.

In the 1950 reports, the block numbers used are different, in most cases, from those used in the 1940 reports. Therefore, to compare 1940 and 1950 data for a given block, it is necessary to locate the block on the maps to obtain the corresponding 1940 and 1950 block numbers.

The subjects in both the 1940 and 1950 reports are substantially similar. However, data on number of structures, year built, and mortgage status have been omitted from the 1950 report. Furthermore, in the 1940 reports average contract or estimated monthly rent was reported for all dwelling units while in 1950 average contract monthly rent is reported for some, and average value for other, dwelling units.

### DEFINITIONS AND EXPLANATIONS

More detailed and complete definitions are presented in Volume I of the Housing Reports.

**Dwelling unit.**—In general, a dwelling unit is a group of rooms or a single room, occupied or intended for occupancy as separate living quarters, by a family or other group of persons living together or by a person living alone.

A group of rooms, occupied or intended for occupancy as separate living quarters, is a dwelling unit if it has separate cooking equipment or a separate entrance. A single room, occupied or intended for occupancy as separate living quarters, is a dwelling unit if it has separate cooking equipment or if it constitutes the only living quarters in the structure. Also, each apartment in a regular apartment house is a dwelling unit even though it may not have separate cooking equipment. Excluded from the dwelling unit count are large rooming houses, institutions, dormitories, and transient hotels and tourist courts.

In the 1940 Census, a dwelling unit was defined as the living quarters occupied or intended for occupancy by one household. A household consisted of a family or other group of persons living together with common housekeeping arrangements, or a person living entirely alone. However, the enumerator was not explicitly instructed to define rooms as dwelling units on the basis of cooking equipment or separate entrance.

The number of dwelling units in the 1950 Census may be regarded as comparable with the number of dwelling units in the 1940 Census. Some living quarters may have been classified as separate dwelling units in the one census and not in the other. Further, in the 1950 Census, living quarters with five or more



lodgers were not tabulated as dwelling units; generally, such quarters were included in the 1940 dwelling unit count. However, the net effect of these changes is probably small.

**Occupancy and tenure.**—Dwelling units are classified by occupancy and tenure into four groups: owner-occupied; renter-occupied; vacant nonseasonal not dilapidated, for rent or sale; and other vacant and nonresident. A dwelling unit is classified as owner-occupied if it was owned wholly or in part by the head of the household or by some related member of his family living in the dwelling unit. All other occupied units are classified as renter-occupied whether or not cash rent was actually paid for living quarters. Rent-free units and living accommodations received in payment for services performed are thus included with the renter-occupied units.

A dwelling unit is considered vacant if no persons are living in it at the time of enumeration. New units not yet occupied were enumerated as vacant dwelling units if construction had proceeded to the extent that all the exterior windows and doors were installed and final usable floors were in place. The classification "Vacant nonseasonal not dilapidated, for rent or sale" is descriptive of the vacant dwelling units reported in this classification. "Other vacant and nonresident" units include all dilapidated and seasonal vacant units as well as the not dilapidated units which were not for rent or sale.

Because of changes in enumeration procedures, the counts of total vacant units in 1940 and 1950 are not strictly comparable. In 1940, vacant units were enumerated if they were habitable; units uninhabitable and beyond repair were excluded from the enumeration. In 1950, units were included regardless of condition if they were intended for occupancy as living quarters. Therefore, no comparison should be made between the data on "vacant nonseasonal not dilapidated, for rent or sale" units from the 1950 Census and data in the 1940 Census reports.

In both censuses, dwelling units occupied entirely by non-residents were included with vacant units not for rent or sale. Trailers, tents, houseboats, and railroad cars which were vacant were excluded from the dwelling unit inventory in both 1950 and 1940.

**Condition and plumbing facilities.**—Data on condition of a dwelling unit are shown in combination with data for selected plumbing facilities and are, therefore, limited to units for which both condition and plumbing facilities are reported. Plumbing facilities include water supply, toilet facilities, and bathing facilities.

The category "with private bath" includes those dwelling units reported with both a flush toilet and a bathtub or shower inside the structure for the exclusive use of the occupants of the unit. The category "no private bath" includes those dwelling units not having private flush toilet or not having private bathing facilities. The "no running water" category includes units with only piped running water outside the structure or with only other sources such as a hand pump.

A dwelling unit is "dilapidated" when it is run-down or neglected, or is of inadequate original construction, so that it does not provide adequate shelter or protection against the elements or it endangers the safety of the occupants.

**Persons per room.**—The number of persons per room has been computed for each occupied dwelling unit by dividing the number of persons in the dwelling unit by the number of rooms in the dwelling unit. All persons enumerated in the Population Census as members of the household (including lodgers, servants, and other nonrelated persons) are counted in determining the number of persons that occupy the dwelling unit. The number of rooms in the dwelling unit includes all rooms available for living quarters throughout the year. Not counted as rooms are bathrooms, closets, pantries, halls, screened porches, and unfinished rooms in the basement and attic.

**Color of occupants.**—Occupied dwelling units are classified by color of head of household according to the definition used in the

1950 Census of Population. The group designated as "nonwhite" consists of Negroes, Indians, Japanese, Chinese, and other non-white races. Persons who are not definitely Indian or of other nonwhite race are classified as white.

**Contract monthly rent.**—Contract monthly rent is the rent, at the time of enumeration, contracted for by the renter regardless of whether it includes furniture, heating fuel, electricity, cooking fuel, water, or personal services.

Monthly rent for vacant dwelling units is the amount asked for the dwelling unit at the time of enumeration. The average monthly rent relates to renter-occupied dwelling units and vacant nonseasonal not dilapidated units for rent. Dwelling units which are occupied "rent-free" are not included with the units reporting rent.

**Value of one-dwelling-unit structures.**—Average value is shown for owner-occupied dwelling units and vacant nonseasonal not dilapidated units which are for sale only. Value is shown only if the unit is in a one-dwelling-unit structure without business and if it is the only dwelling unit included in the property. The value represents the amount for which the owner estimates that the property, including such land as belongs with it, would sell under ordinary conditions and not at a forced sale. For vacant units, value is the sale price asked by the owner.

**Number reporting.**—Occupancy and tenure are reported for all dwelling units, and color of occupants is reported for all occupied units. The corresponding distributions for these subjects in table 1 are based on all dwelling units and on occupied units, respectively. For all other subjects, the distributions are based on the units for which the specific characteristics are reported, that is, the "Number reporting."

The number of dwelling units for which the enumerator obtained no report on a particular item is shown for the city totals only; however, the number "not reported" can easily be derived for each area in tables 2 and 3 by subtracting the number reporting from the total number of dwelling units (or total occupied).

**Block identification.**—A map or series of maps is included in this report showing block numbers for each block, number and letter designations for wards and block areas, and the names of principal streets.

Blocks are identified by serial numbers, a separate series of numbers being used for each ward or for a group of wards. Thus, the location of each block for which data are presented in table 3 may be determined by referring to the ward and block number shown on the map. Similarly, data for a specific block may be located in the table by reference to the map for the identification numbers of the ward and block.

In some cities "block areas" have been established to facilitate the numbering of blocks in groups of less than 1,000. This may cause a break in the sequence of block numbers within a ward. Where this occurs each part of the ward that is in a separate block area is distinguished on the map, and in the table the data are shown for blocks in numerical order within each block area section of the ward. When a boundary of a ward cuts through a block separating the block into segments, the statistics for each segment are tabulated in the ward in which it is physically located on the map. In such cases, to obtain the statistics for the entire block it is necessary to add the statistics for all segments.

If no dwelling units are reported for a block, the block number is not listed in table 3, although it is shown on the map. Dwelling units for which the block number was not reported are indicated in the table by the symbol "NR." Detailed data are not shown for such dwelling units, nor for blocks containing fewer than three dwelling units. Average monthly rent is not shown when the monthly rent was reported for fewer than three dwelling units. Average value is not shown when the value of one-dwelling-unit properties was reported for fewer than three dwelling units. All dwelling units are included, however, in the statistics for the city and for each ward.

Table 1.—CHARACTERISTICS OF HOUSING FOR THE CITY: 1950

Subject	Number	Percent	Subject	Number	Percent
<b>OCCUPANCY AND TENURE</b>			<b>PERSONS PER ROOM</b>		
All dwelling units.....	21,100	100.0	Occupied dwelling units.....	20,923	...
Owner occupied.....	7,498	35.5	Number reporting.....	20,841	100.0
Renter occupied.....	13,425	63.6	1.50 or less.....	20,348	97.6
Vacant nonseasonal not dilapidated, for rent or sale.....	76	0.4	1.51 or more.....	493	2.4
Other vacant and nonresident.....	101	0.5	Not reported.....	82	...
<b>CONDITION AND PLUMBING FACILITIES</b>			<b>CONTRACT MONTHLY RENT</b>		
All dwelling units.....	21,100	...	Renter-occupied, and vacant nonseasonal not dilapidated units, for rent—Number reporting.....	13,098	...
Number reporting.....	20,981	100.0	Total contract monthly rent..... dollars.....	400,023	...
With private bath, not dilapidated.....	18,690	89.1	Average monthly rent..... dollars.....	30.54	...
No private bath, with running water, not dilapidated.....	1,885	9.0	<b>VALUE OF ONE-DWELLING-UNIT STRUCTURES</b>		
No running water or dilapidated.....	406	1.9	Owner-occupied, <sup>1</sup> and vacant nonseasonal not dilapidated units, for sale only—Number reporting.....	3,390	...
Condition or plumbing facilities not reported.....	119	...	Total value or sale price..... dollars.....	43,977,400	...
No private bath or dilapidated.....	2,291	10.9	Average value..... dollars.....	12,973	...
<b>COLOR OF OCCUPANTS</b>					
Occupied dwelling units.....	20,923	100.0			
White.....	20,710	99.0			
Nonwhite.....	213	1.0			

<sup>1</sup>Restricted to 1-dwelling-unit properties.

Table 2.—CHARACTERISTICS OF HOUSING BY WARDS: 1950

Ward	All dwelling units by occupancy and tenure					All dwelling units by condition and plumbing facilities			Occupied dwelling units			Contract monthly rent <sup>1</sup>		Value <sup>2</sup> of one-dwelling-unit structures		
	Total	Owner occupied	Renter occupied	Vacant non-seasonal not dilap., for rent or sale	Other vacant and non-resident	Number reporting	No private bath or dilap.	No running water or dilap.	Total	Persons per room	Occupied by non-white	Number reporting	Average monthly rent (dollars)	Number reporting	Average value (dollars)	
									Number reporting	1.51 or more						
<b>TOTAL</b>	<b>21100</b>	<b>7498</b>	<b>13425</b>	<b>76</b>	<b>101</b>	<b>20981</b>	<b>2291</b>	<b>406</b>	<b>20923</b>	<b>20841</b>	<b>493</b>	<b>213</b>	<b>13098</b>	<b>30.54</b>	<b>3390</b>	<b>12,973</b>
1	2599	855	1727	8	9	2581	103	24	2582	2572	61	68	1707	31.37	273	10.032
2	1468	499	951	8	10	1461	92	16	1450	1438	16	2	919	30.53	144	11.736
3	1383	841	539	2	1	1380	5	2	1380	1377	2		523	37.57	519	18.488
4	1838	551	1262	7	18	1825	171	26	1813	1800	54	15	1219	29.42	96	9.344
5	1286	392	870	4	20	1270	152	70	1262	1256	15		816	44.86	176	13.550
6	1492	688	795	5	4	1486	15	4	1483	1476	8		777	35.87	417	13.524
7	2217	1190	1002	9	16	2205	161	126	2192	2186	40	33	971	28.90	843	13.415
8	3034	845	2166	13	10	3019	331	67	3011	3010	100	47	2119	28.83	297	12.308
9	2367	491	1865	7	4	2353	701	39	2356	2344	92	6	1825	24.81	101	10.517
10	3416	1146	2248	13	9	3401	560	32	3394	3382	105	42	2222	28.84	524	10.107

<sup>1</sup>For renter-occupied dwelling units and vacant nonseasonal not dilapidated units, for rent.  
<sup>2</sup>For owner-occupied dwelling units and vacant nonseasonal not dilapidated units, for sale only.

## HOUSING—BLOCK STATISTICS

Table 3.—CHARACTERISTICS OF HOUSING FOR WARDS, BY BLOCKS: 1950

(Detailed statistics not shown for blocks containing fewer than 3 dwelling units, nor for dwelling units not allocated by blocks (designated by NR))

Ward	Block	All dwelling units by occupancy and tenure					All dwelling units by condition and plumbing facilities			Occupied dwelling units			Contract monthly rent <sup>1</sup>		Value <sup>2</sup> of one-dwelling-unit structures	
		Total	Owner occupied	Renter occupied	Vacant non-seasonal not dilap., for rent or sale	Other vacant and non-resident	Number reporting	No private bath or dilap.	No running water or dilap.	Total	Persons per room		Number reporting	Average monthly rent (dollars)	Number reporting	Average value (dollars)
											Number reporting	1.51 or more				
1	422	72	24	48		71	4		72	70	1		47	26.80	4	9,750
	430	79	40	39		75			79	78		2	37	34.81	20	8,785
	431	37	10	27		36			37	36		3	25	33.76	7	11,428
	433	37	2	35		34	1	1	37	35	8	11	35	37.48		
	435	10	1	9		10			10	10			9	39.88	1	
	436	17		17		17			17	17	2		17	39.54		
	437	21	2	19		21			21	21	2	18	19	36.31		
	438	26	3	22	1	24			25	23			22	37.31	1	
	439	21	5	16		19			21	21	1	4	16	36.75	1	
	440	11	4	7		11			11	11	2	1	7	29.71	3	12,333
	441	5	3	2		5	4	1	5	5	2	5	2		5	7,400
	442	16	8	8		16	2		16	16	1		8	29.12	5	7,400
	443	7	4	3		7			7	7			3	33.33	3	7,000
	444	2														
	445	13	6	7		13			13	13			7	31.42	3	11,666
	446	13	6	7		13	1		13	13			6	32.50	5	8,200
	447	4	1	3		4			4	4			3	35.00		
	448	5	4	1		5			5	5			1		3	15,333
	449	5	1	4		5			5	5	1		4	28.75		
	450	5	4	1		5			5	5			1		4	8,000
	451	5	2	3		5			5	5			3	35.00	2	
	452	8	5	3		8			8	8			3	35.00	5	8,260
	453	3	2	1		3	1		3	3			1		2	
	454	15	6	9		15			15	15			9	38.88	3	9,333
	455	11	2	9		11			11	11	1		9	35.00		
	456	6	1	4	1	6			5	5			5	34.80	1	
	457	42	30	11	1	42		1	41	41			11	30.00	21	9,995
	458	13	7	6		13			13	13			6	27.00	2	
	459	9	6	3		9			9	9			3	27.00	4	10,500
	460	8	4	84		84			84	84	3		84	39.03		
	461	100		100		99			100	100	2		100	39.20		
	462	17	1	16		17			17	17			16	39.75	1	
	463	20	14	10	1	20			19	19			10	29.30	4	11,375
	464	24	14	10		24			24	24			10	33.70	8	9,187
	465	15	8	5		15			15	15		3	5	24.50	7	8,142
	467	16	3	8		16	3	1	16	16			8	28.12	3	7,666
	468	16	3	13		16	1	1	16	16	2		13	30.76		
	469	6	4	4		6			6	6			4	41.75	1	
	470	5	1	34		5		2	5	5	1		34	25.97	1	
	471	5	1	31		5		1	5	5			29	32.79	4	10,000
	472	4	20	24		44		1	44	44		1	24	27.62	6	11,166
	473	48	21	26		47			47	47			26	32.88	6	9,500
	474	37	8	28	1	37		1	36	36			28	32.53	2	
	475	52	20	32		52	2	2	52	52		2	32	28.25	2	9,166
	476	72	28	43	1	72		2	71	71		2	44	28.97	4	10,000
	477	101	28	72	1	100		3	100	99		1	71	30.08		
	478	57	17	40		57			57	57			37	35.53		
	479	46	13	33		46			46	46		1	33	30.36	3	11,666
	480	72	21	50	1	72		5	71	71		1	49	29.40	3	9,000
	481	34	5	29		34		4	34	34			28	25.10	1	
	482	44	3	41		44	18		44	44	10		41	37.75		
	483	3		3		3			3	3			3	38.33		
	484	3	1	2		3			3	3			2			
	485	81	24	56		81		1	80	80			55	30.96	5	12,960
	486	85	15	69		85		1	84	84	8	14	69	32.88	1	
	487	31	7	24		31	6	1	31	31	2	3	23	22.13		
	488	58	13	45		58	5	1	58	58			45	21.51	2	
	489	54	21	33		54	3	3	54	54			33	29.63	6	11,333
	490	85	33	51		85	4	4	84	84	2		51	28.27	8	10,000
	491	41	21	19	1	40			40	40			19	28.21	11	9,454
	492	47	19	28		47			47	47			28	27.14	6	12,166
	493	26	15	11		26			26	26			11	34.00	12	11,666
	494	13	4	9		13			13	13			8	25.25	1	
	495	71	41	30		71	1		71	71			27	30.25	18	11,238
	496	108	55	53		108	4	1	108	108	2		52	26.78	18	10,305
	497	19	7	12		19			19	19			11	29.90	1	
	498	29	17	12		29	2		29	29			12	32.00	9	9,222
	499	127	45	80	2	127	10	6	125	125		1	82	32.96	2	
	500	128	33	94	1	127	5	1	127	126		3	92	27.80	3	8,333
	507	52	18	34		52			52	52	1		34	31.38	6	8,500
	514	7	3	4		7			7	7			4	19.50	3	15,000
	414	110	21	84		110			105	105			81	24.25	1	
	415	95	5	88		94	12	6	93	92	1	2	85	44.92		
	416	23	11	11		23			22	22			9	32.77	1	
	501	19	7	12		19	2		19	18			10	47.00	1	
	503	70	21	49		70	4	1	70	69		1	46	30.30	8	14,625
	504	50	23	27		50	2	2	50	50		1	26	31.96	10	10,000
	505	37	1	36		37	34		37	37			34	5.97		
	506	47	14	31	2	47			45	45		1	31	28.93	5	9,600
	508	44	13	29	2	44			42	42			29	39.48		
	509	87	31	56		87			87	87			55	32.21	3	9,500
	510	79	25	52	1	79	2	2	77	77			50	32.74	2	
	511	59	28	31		57	3	3	59	59	1		29	32.65	9	12,000
	512	41	20	20	1	41	2	1	40	40			19	25.68	7	9,071

<sup>1</sup>For renter - occupied dwelling units and vacant nonseasonal not dilapidated units, for rent.<sup>2</sup>For owner - occupied dwelling units and vacant nonseasonal not dilapidated units, for sale only.

Table 3.—CHARACTERISTICS OF HOUSING FOR WARDS, BY BLOCKS: 1950—Con.

Ward	Block	All dwelling units by occupancy and tenure					All dwelling units by condition and plumbing facilities			Occupied dwelling units			Contract monthly rent <sup>1</sup>		Value <sup>2</sup> of one-dwelling-unit structures		
		Total	Owner occupied	Renter occupied	Vacant non-seasonal not dilap., for rent or sale	Other vacant and non-resident	Number reporting	No private bath or dilap.	No running water or dilap.	Total	Persons per room		Number reporting	Average monthly rent (dollars)	Number reporting	Average value (dollars)	
											Number reporting	1.51 or more					Occupied by non-white
2	513	31	17	14		31	3		31	31			14	25.00	6	12,833	
	516	5	5			5			5	5					3		
	517	17	10	7		17			17	17			7	32.85	7	8,666	
	518	4	1	1		4			4	4			1		3	12,886	
	519	44	22	22		44			44	44			21	34.76	7	11,765	
	520	11	4	7		11	2		11	11			7	29.28			
	521	127	29	98		127	1	1	127	126	6		98	22.61	6	8,666	
	522	50	4	46		49	5		50	50			46	23.34	1		
	526	47	14	33		47	1		47	45			33	34.81	4	27,500	
	527	54	16	38		54	1		54	51			37	41.48	1		
	528	42	18	24		42	1		42	42	1		24	26.95	4	12,000	
	529	27	15	11	1	27			26	25			11	29.53	7	10,428	
	530	23	12	11		23	3		23	23			10	18.70	4	10,000	
	531	28	13	14		28	1	1	27	26	1		14	30.35	3	14,666	
	532	32	24	8		32	2		32	32			8	27.25	16	13,218	
	533	43	20	23		41	1		43	43			21	28.14	7	10,857	
	539	67	26	41		67			67	67			40	38.07	7	10,714	
	560	22	12	10		21	2		22	22			9	34.88	6	10,416	
	561	19	8	10	1	19			18	18	1		9	35.22	6	10,583	
	562	13	6	7		13			13	12			5	25.40	4	13,500	
	3	523	90	28	62		90			90	89			61	32.03	3	15,000
		524	93	33	60		93			93	93			59	32.28	14	10,857
		525	14	12	2		14			14	14			2		9	11,333
		534	32	15	17		32			32	32	1		16	33.87	5	10,200
		535	30	18	12		30			30	30			12	32.91	10	8,800
		536	33	14	19		33	1	1	33	33			19	31.84	4	11,500
		537	33	15	18		33			33	33			18	30.83	2	
		538	60	32	28		60	3	1	60	60			26	38.50	12	12,625
		539	47	43	4		46			47	47			4	58.75	33	20,848
		540	35	27	8		35			35	35			8	59.37	19	23,578
		541	2								7					7	19,285
		543	7	7			7			7	7					3	36,666
		544	3	3			3			3	3					78	22,573
		545	97	85	12		97			97	97			12	38.08	36	25,361
		546	36	36			36			36	36					13	23,769
547		14	14			14			14	14					25	16,800	
548		25	25			25			25	25					14	15,285	
549		14	14			14			14	14					12	14,458	
550		17	13	4		17			17	17			2		14	15,285	
551		23	19	4		23			23	23			4	43.75	14	11,964	
552		77	34	43		77	1		77	77			42	37.23	2		
553		35	20	15		35			35	35			15	37.93	7	11,857	
554		49	25	24		49			49	49			24	41.25	9	12,444	
555		28	17	11		28			28	28			10	33.30	8	9,250	
556		29	15	13	1	29			28	28			13	39.46	5	9,900	
557		81	28	53		81			81	81			53	41.13	3	9,333	
558		27	11	16		27			27	27			15	36.86	2		
562		41	15	26		41			41	41			24	42.41	4	15,000	
563		58	23	34	1	58			57	57			34	38.44	3	10,666	
564		60	33	27		60			60	60			26	34.46	8	12,375	
565		43	35	7		43	1		42	42	1		7	48.85	27	14,388	
566		21	17	4		21			21	21			4	64.25	17	18,411	
567		5	4	1		5			5	5			1		3	18,333	
568		20	14	6		19			20	19			5	50.20	13	15,461	
569		36	34	2		36			36	36			1		34	18,602	
570	12	12			12			12	12					11	19,545		
572	1																
573	3	3			3			3	3					3	20,000		
574	4	3	1		4			4	4			1		3	18,666		
575	17	16	1		16			17	16					15	30,866		
578	7	5	2		7			7	7			2		5	20,000		
579	1																
580	12	12			12			12	12					12	23,000		
582	11	8	3		11			11	11			3	23.33	8	19,875		
4	351	64	2	61		62	25		63	61	4	1	58	37.79			
	352	28		28		28			28	28		1	28	44.07			
	354	102	22	80		101	8	1	102	101	2	1	79	26.64	4	11,750	
	355	133	38	94	1	133	1	6	132	132	2	4	93	22.75	1		
	356	76	13	61		75	5		74	74		4	58	25.60			
	357	55	18	33	1	55	1		51	50	1		34	26.11	2		
	358	25	9	16		25	3		25	25		1	16	25.56	2		
	359	66	26	39	1	66			65	64			37	25.35	4	9,125	
	360	62	22	40		62	3		62	61			38	24.21	4	8,500	
	361	2															
	362	19	7	12		19	1		19	19			11	20.72	1		
	363	16	8	8		16	6	2	16	16			6	24.66	4	9,375	
	364	50	26	24		50	2	2	50	48			24	24.33	4	7,500	
	365	28	28	52	1	81	6	2	80	80	1		52	26.03	6	9,666	
	366	67	20	46	1	67	1		66	66			46	26.41	2		
	367	83	32	51		81			83	83	1		46	27.19	11	9,454	
	368	88	27	58		86	3		85	84	2		54	28.70	1		
	369	82	24	58		82	4		82	82	1		47	31.44	2		
370	87	18	69		87	13	2	87	87	6	2	67	33.76	1			

<sup>1</sup>For renter - occupied dwelling units and vacant nonseasonal not dilapidated units, for rent.  
<sup>2</sup>For owner - occupied dwelling units and vacant nonseasonal not dilapidated units, for sale only.

HOUSING—BLOCK STATISTICS

Table 3.—CHARACTERISTICS OF HOUSING FOR WARDS, BY BLOCKS: 1950—Con.

Ward	Block	All dwelling units by occupancy and tenure					All dwelling units by condition and plumbing facilities			Occupied dwelling units			Contract monthly rent <sup>1</sup>		Value <sup>2</sup> of one-dwelling-unit structures			
		Total	Owner occupied	Renter occupied	Vacant non-seasonal not dilap., for rent or sale	Other vacant and non-resident	Number reporting	No private bath or dilap.	No running water or dilap.	Total	Persons per room	Occupied by non-white	Number reporting	Average monthly rent (dollars)	Number reporting	Average value (dollars)		
4	371	7	1	4		2	7	5	5	5	5		1	4	172.85			
	372	36	1	35			36	22		36	36	6		35	333.4			
	417	48	1	45	2		48	17		46	46	13		46	445.6			
	419	90	23	67			90	15		90	88	1	1	67	288.3	4	8,625	
	420	85	24	60		1	84			84	83			60	337.8	2		
	421	37	13	24			37			37	37	2		23	278.6			
	422	24	11	10		3	24			21	21			9	354.4	4	11,000	
	423	71	25	45		1	69	4		70	70	1		45	329.7	6	8,166	
	424	80	31	49		1	78	5	2	80	80	1		47	269.1	7	8,857	
	425	98	42	55		1	98	1		97	97			52	268.8	11	7,545	
	426	38	21	16		1	38	2	2	37	36	2		15	290.6	7	8,785	
	427	28	12	16			28	1	1	28	28	1		16	321.2	4	8,750	
	428	9	3	6			9			9	9	1		6	346.6			
	429	1																
	5	347	68	14	53	1	67	6	4	67	66			51	47.68	4	12,250	
348		37	12	25		37			37	37			23	578.6	8	17,187		
374		4	1	3		3		2	4	3			2					
375		21	1	20		21	8		21	21	3		20	554.5	1			
376		17	11	6		17	2		17	17			5	450.0	7	11,285		
377		55	15	40		55			55	55			39	487.9	5	13,000		
378		86	44	42		84	5		86	85	2		36	546.3	30	14,266		
379		1																
380		1																
381		38	7	29		2	38	21	9	36	36			28	630.7	3	14,333	
382		34	13	20		1	34	12	5	33	33			15	536.6	5	1,620	
383		36	20	15		1	36	1	1	35	35			10	512.0	10	14,420	
384		62	23	39			60			62	62			38	572.8	8	11,500	
385		16	12	3		1	15			15	15			2		11	15,045	
386		121	49	70		2	118	4	4	119	118			68	480.0	26	13,923	
399		10	10				10			10	10			9	1588.8	9	15,888	
400		9	8			1	9			8	8			8	1625.0	8	16,250	
402		39	10	29			39	7	6	39	39	1		19	356.3	5	11,480	
403		24	12	12			24	5	5	24	24			11	330.9	4	9,625	
404		43	18	25			43	4	4	43	43			19	344.2	3	7,633	
405		13		12		1	13			12	12			12	561.6			
406		53	25	28			51	1		53	52			28	337.8	5	11,900	
407		50	9	39	1	1	50	11	9	48	48	1		39	468.9	5	12,760	
408		40	14	24		2	40	13	13	38	37	1		23	417.8	10	13,500	
409		70	4	66			70	13		70	70			65	429.2	1		
410	57		50	2		57	12		54	54			52	343.4	1			
411	161	20	138		1	158	10	5	158	158	6		133	414.4	1			
412	48	18	28		2	48	9	4	46	46			26	395.3	4			
413	72	17	53		2	71	6	1	70	70	1		51	323.9	2			
6	311	58	41	16		57	2	1	57	57			13	288.9	32	13,343		
	312	16	16			16			16	16				15	1366.6	15	13,666	
	313	13	12	1		13			13	13				12	1333.3	12	13,333	
	314	24	23	1		24			24	24				22	1448.6	22	14,486	
	315	14	14			14			14	14				14	2035.7	14	20,357	
	316	16	11	4		16	1	1	15	15			4	475.0	6	13,500		
	317	13	12	1	1	13			13	12				1	1309.0	11	13,090	
	318	19	16	3		18			19	18				2	1500.0	10	15,000	
	319	12	8	4		12			12	12				4	307.5	6	9,833	
	320	47	42	5		47	1	1	47	47				4	332.5	36	12,986	
	321	6	4	2		6	2		6	6				1		4	6,850	
	322	4	2	2		4	1		4	4		1		2		1		
	323	21	18	3		20	1		21	21				2		16	10,468	
	324	4	2	2		4			4	4				2				
	325	4	4			4			4	4						4	10,000	
	326	22	19	3		21			22	22				3	350.0	17	11,382	
	327	6	6			6			6	6						6	9,666	
	328	20	12	8		20	1		20	20				8	337.5	12	9,125	
	329	48	36	12		46			48	45				9	378.8	28	13,903	
	330	85		84		1	85			84	84	2		85	343.2			
	331	93		92		1	93			92	92	2		93	344.6			
	332	54		54			54			54	54			54	341.8			
	333	49		49			49			49	49	1		49	343.8			
	334	15		15			15			15	15			15	355.3			
	335	10	7	3		10			10	10				3	336.6	5	14,500	
	336	24	15	9		24			24	24				9	481.1	8	14,000	
	337	6	5	1		6			6	6				1		5	13,400	
	338	22	9	13		22	1		22	22				13	323.8			
	339	22	8	13		1	22			21	21			14	305.7	1		
	340	28	13	15			28			28	28			15	324.0	3	12,666	
	341	45	18	27			45	1		45	45	1		27	326.6	3	7,333	
	342	54	17	36		1	54			53	53			34	294.1	2		
	343	22	9	13			22			22	22			13	407.6	2		
	344	33	10	23			33			33	33			21	280.9	5	9,000	
	345	81	39	42			81			81	81			42	340.2	21	13,500	
387	94	35	58		1	94		2	93	93			56	335.7	10	11,300		
388	77	38	38			77			76	76	1		37	350.5	17	9,500		
389	20	15	5			20			20	20			5	490.0	9	15,888		
390	22	17	5			22			22	22			5	420.0	12	13,250		
391	12	9	3			12			12	12			3	493.3	2			

<sup>1</sup>For renter - occupied dwelling units and vacant nonseasonal not dilapidated units, for rent.  
<sup>2</sup>For owner - occupied dwelling units and vacant nonseasonal not dilapidated units, for sale only.

NEW BRITAIN, CONN.

Table 3.—CHARACTERISTICS OF HOUSING FOR WARDS, BY BLOCKS: 1950—Con.

Ward	Block	All dwelling units by occupancy and tenure					All dwelling units by condition and plumbing facilities			Occupied dwelling units			Contract monthly rent <sup>1</sup>		Value <sup>2</sup> of one-dwelling-unit structures		
		Total	Owner occupied	Renter occupied	Vacant non-seasonal not dilap., for rent or sale	Other vacant and non-resident	Number reporting	No private bath or dilap.	No running water or dilap.	Total	Persons per room		Number reporting	Average monthly rent (dollars)	Number reporting	Average value (dollars)	
											Number reporting	1.51 or more					Occupied by non-white
6	392	24	5	19					24	23							
	393	29	12	17				29	29		19	43.15					
	394	39	15	24				39	39		16	39.00	3	13,000			
	395	91	36	54		1		91	90	1	24	45.12	7	14,428			
	396	44	29	15				44	44		54	42.90	6	12,833			
	397	19	18	1				19	19		14	47.14	16	18,375			
	398	11	11					11	11		1		18	19,333			
													10	19,300			
	7	1	1														
		2	29	25	2	1	1		29	27	2	2			25	12,332	
3		17	15	2				17	17		2			14	15,464		
4		3	2	1				3	3		2			2			
5		3	1	2				3	3	2	1			2			
6		10	9	1				10	10			1			8	16,375	
7		22	16	6		1		22	18	4		1			6	15,833	
8		16	14	2		2		16	14	2		1			13	19,461	
9		5	5					5	5	1					4	17,500	
10		8	6	2				8	6	2					8	16,062	
11		29	21	8		2		29	21	8					8	16,062	
12		30	21	9				30	21	9					8	16,062	
13		11	11					11	11						21	17,619	
14		11	11					11	11		1				11	14,772	
15		11	11					11	11						11	16,090	
16		26	24	2				26	26						24	17,270	
17		13	13					13	13						12	15,416	
18		25	23	2				25	24	1		2			12	16,000	
19		39	38	1		1		39	38	1		1			36	16,000	
20		9	3	6				9	9			6	39.16	3	14,666		
21		106	76	30				106	106			29	42.03	67	12,014		
22		7	4	3				7	7	1		3	25.33	3	8,333		
23		19	11	8				19	19		1	8	50.37	6	12,333		
24		40	21	19				40	40	1	1	18	31.22	12	15,000		
25		54	37	16		1		54	53	1		17	39.41	24	12,041		
26		6	6					6	6						4	14,625	
27		40	18	22				40	40		1	22	35.00	14	12,785		
28		57	16	41				57	57	1	1	39	32.79	11	11,227		
29		35	34	1				35	35			1			33	13,954	
30		15	12	3				15	15			3	35.00	12	15,816		
31		14	13	1				14	14						13	12,538	
32		17	16	1				17	17			1			16	12,156	
33		47	44	3				47	46	2	2	3	51.00	42	13,309		
34		18	13	5				18	16		1	5	32.40	11	12,681		
35		20	17	3				20	20		1	2			15	14,026	
36		9	6	3				9	9			2			5	16,800	
37		8	7	1				8	8			1			6	11,833	
38		13	11	2		1		13	11			1			9	14,555	
39		21	13	7				21	20			7	50.00	10	14,600		
40		15	13	2		1		15	15		1	1			11	12,545	
41		19	18	1				19	19			1			17	13,117	
42		25	23	2				25	25			2			21	13,014	
43		25	20	5				25	25	4	4	5	30.20	15	13,933		
44		28	17	11				28	28		1	11	36.36	7	11,714		
45		20	17	3		1		20	19			3	38.33	14	11,592		
46		37	36	1				37	37	3	3				33	12,969	
47		1															
48		3	1	2				3	3			1			1		
49		25	16	9				25	25	1	1	9	40.44	10	8,250		
50		1															
51	3	2	1				3	3			1			1			
52	3	1	2				3	3			1			2			
53	5	5					5	5						5	9,800		
54	4	3	1				4	4		1	1			2			
55	10	10					10	10						10	10,900		
56	2																
57	4	3	1				4	4						3	11,666		
58	10	8	2				10	10	1		2			7	9,000		
59	17	11	6				17	17			6	32.83	8	11,000			
60	10	8	2				10	10			2			8	11,687		
61	23	16	7				23	23	1	1	7	23.00	10	10,760			
62	68	35	33				68	67			32	30.68	17	8,735			
63	1																
64	5	4	1				5	5			1			3	11,833		
65	2																
66	4	3	1		1		4	3						3	14,333		
67	18	8	10				18	18	4	4	10	24.20	5	11,600			
68	3	1	2				3	3			2			2			
69	6	2	4				6	6	1	1	4	26.00	4				
70	3	1	2				3	3			2			1			
71	38	18	20				38	37			18	30.00	3	7,000			
72	51	23	28				51	51			28	28.71	6	8,166			
73	3						3	3			3	35.00					
74	7						7	7			7	35.00					
75	19	6	13				19	19			13	32.23	3	10,666			
76	1																
77	6	4	2				6	6			2			1			
78	38	9	29				38	38	2	2	28	29.35	1				

<sup>1</sup>For renter - occupied dwelling units and vacant nonseasonal not dilapidated units, for rent.  
<sup>2</sup>For owner - occupied dwelling units and vacant nonseasonal not dilapidated units, for sale only.

HOUSING—BLOCK STATISTICS

Table 3.—CHARACTERISTICS OF HOUSING FOR WARDS, BY BLOCKS: 1950—Con.

Ward	Block	All dwelling units by occupancy and tenure					All dwelling units by condition and plumbing facilities			Occupied dwelling units			Contract monthly rent <sup>1</sup>		Value <sup>2</sup> of one-dwelling-unit structures			
		Total	Owner occupied	Renter occupied	Vacant non-seasonal not dilap., for rent or sale	Other vacant and non-resident	Number reporting	No private bath or dilap.	No running water or dilap.	Total	Persons per room		Number reporting	Average monthly rent (dollars)	Number reporting	Average value (dollars)		
											Number reporting	1.51 or more					Occupied by non-white	
7	226	109	24	85					109	109	1		81	30.30	4	10,625		
	227	9	5	4				9	9			4	49.25	2				
	228	20	15	5				20	20			5	22.40	13	10,307			
	229	20	9	11				20	20			11	35.36	3	9,000			
	230	38	23	15				38	38	1	1	15	33.80	14	8,285			
	231	2																
	232	21	-17	4				21	21			3	29.00	9	10,055			
	233	15	6	9				15	15			9	25.66	2				
	234	21	10	11				21	21	1	1	11	29.00	1				
	235	33	11	22				33	33	1	1	21	26.76	2				
	236	55	13	41	1			55	54	1	1	39	26.58	3	8,666			
	237	47	25	22				47	47			20	19.80	10	6,950			
	238	7	3	4	1			7	7			5	24.21	1				
	239	2																
	240	3		3				3	3			2						
	241	6	14	4		1		6	6	2	2	4	25.04	5	7,400			
	242	56	11	44	1	1		56	55	2	2	45	23.24	1				
	243	1																
	244	3	1	31		1		3	8	6		31	20.00					
	246	107	19	86	1	1		107	33	28		86	21.69	3	8,000			
	247	7	2	5				7	7			5	18.20					
	248	1																
	284	77	8	66		3		77	37	31		64	23.73					
	285	33	2	31				33	14	13		31	21.64					
	8	4	29	22	7			29	3			29	29	1	6	31.16	18	12,222
		18	24	22	1		1	24	1			24	22				14,590	
		20	2															
		52	21	19	1	1		21								20	12,750	
		53	20	19	1			20								19	14,894	
		54	9	9				9								9	14,222	
		55	11	10	1			11								9	13,777	
		56	18	18				18								17	13,676	
		57	23	22	1			23								21	14,595	
		58	18	17	1			18								17	12,588	
		59	19	15	4			19					4	40.75	13	11,538		
75		16	12	4			16					4	26.50	9	11,666			
76		17	10	6	1		17				1	7	38.57	7	13,142			
77		30	15	15			30	4	1			15	31.26	5	10,000			
78		31	17	14			31					13	28.76	1				
79		23	7	16			23					16	29.37	3	12,000			
80		18	12	6			18					6	27.50	6	12,333			
81		13	6	7			13					7	24.57	1				
82		27	15	12			27					12	25.91	4	10,750			
83		31	15	16			31					16	27.12	1				
84		1																
85		4	4				4					4		4	9,825			
86		18	10	8			18					8	25.87	3	13,000			
171		36	12	24			36					19	24.63	3	8,333			
172		17	9	8			17	2	1			6	27.66	4	10,500			
173		28	12	16			28	3	2			16	28.37	4	8,225			
174		58	22	36			58					36	27.16	1				
175		47	17	29		1	47		6			29	28.75					
176		21	11	10			21					7	30.71	2				
177		28		27		1	28					24	38.50					
178		59		59			59					59	39.71					
179		92		91		1	92					91	38.55					
180		12		12			12					12	39.75					
181		109		109			109					109	39.87					
182		2																
183		19	10	9			19		1			9	33.33	5	11,800			
249		11	6	5			11		2			4	24.00	3	11,333			
250		10	7	3			10					3	33.33	4	29,625			
251		10	3	7			10					4	24.75	4				
252		22	12	10			22					10	28.60	6	9,000			
253		43	5	36			43	2	2			36	24.30	1				
254		38	11	27		2	38	2	1			27	27.62					
255		54	13	41			54					41	24.92	1				
256		28	16	12		1	28	3	1			14	26.21	1				
257		11	3	8			11					8	25.68	2				
258	16	3	13			16					13	22.85	3	6,833				
259	137	45	92			137	18	9	1		86	25.52	8	9,562				
260	103	37	66			103	20	1			59	23.79	8	8,037				
267	19	2	17			19	12	1			16	30.31						
268	97	2	92		3	97	7	8			94	33.88						
269	55	15	40			55	4				4	32.71	1					
270	120	19	99		2	120	3	7			99	27.31						
271	34	6	28			34					28	26.14						
272	140	37	101		2	140	2				102	25.47	5	10,600				
273	42	7	35			42					34	27.79						
274	34	5	29			34					28	24.07	1					
275	39	12	27			39					27	26.14	1					
276	68	21	46		1	68					46	26.21	2					
277	58	6	52			58					52	26.34						
278	81	21	60			81					60	26.63	2					
279	129	18	111			129					106	26.50	1					

<sup>1</sup>For renter-occupied dwelling units and vacant nonseasonal not dilapidated units, for rent.

<sup>2</sup>For owner-occupied dwelling units and vacant nonseasonal not dilapidated units, for sale only.

Table 3.—CHARACTERISTICS OF HOUSING FOR WARDS, BY BLOCKS: 1950—Con.

Ward	Block	All dwelling units by occupancy and tenure					All dwelling units by condition and plumbing facilities			Occupied dwelling units			Contract monthly rent <sup>1</sup>		Value <sup>2</sup> of one-dwelling-unit structures	
		Total	Owner occupied	Renter occupied	Vacant non-seasonal not dilap. for rent or sale	Other vacant and non-resident	Number reporting	No private bath or dilap.	No running water or dilap.	Total	Persons per room		Number reporting	Average monthly rent (dollars)	Number reporting	Average value (dollars)
											Number reporting	1.51 or more				
8	280	90	9	81					90	90	2	9	78	23.66	1	
	281	67	14	53				67	67	1		52	24.67	3	6.333	
	282	85	20	63	2			85	83	2		63	24.57	2		
	283	133	28	104		1		133	44	34	9	16	102	21.01	5	6.900
	286	26	1	25				26	4	2			25	23.20		
	287	108	8	99		1		108	24	14	2	1	97	36.39	3	10.333
	288	29		28	1			29	20	5			28	34.17		
	9	17	59	43	16				59	3				14	29.28	31
88		19	16	3				19	19				2	10.733	15	
89		24	12	11	1			24	23		1		12	29.16		
90		46	25	21				46	5		1		21	28.28	5	16.200
91		16	13	3				16	16				1	11.909	11	
153		130	16	114			106	1	130	130	11		112	20.66		
154		94	16	78			40		94	92	3		73	21.03		
155		89	15	74			27		89	89	5		73	25.94		
158		20	8	14					20	20	1		14	27.07		
159		33	6	25					33	33	1		25	26.48		
160		208	35	173			53		208	208	14		170	24.47		
162		244	55	189			42	2	244	244	3		186	25.29	4	9.250
163		33	18	15	1				33	32	1		25	29.54	1	
166		38	15	23					38	38			22	32.52	3	12.333
167		29	7	22			7		29	29	1		22	27.04	1	
168		42	6	36			8		42	42			18	24.77		
169		24	18	6			2		24	24			14	24.87	7	11.642
170		42	10	32			16		42	42			16	29.43		
171		26	10	16			11		26	26	4		18	26.23	12	8.166
262		136	43	91	1	1	31		134	128	4		88	26.23	12	8.166
262		154	23	131			48		154	154	5	1	125	22.14	1	
263		168	13	154			5		167	167			154	26.70		
284		84	7	77		1	13		84	83	2		74	26.77		
286		147	30	117			76	22	147	145	6		116	19.89	6	6.333
289		110	2	103		2	60		105	104	9	1	102	27.54		
290		1							1	1						
291		87	9	74			19		83	83	6		67	28.11	1	
292		143	18	124		1	61		142	142	6		122	27.45	3	4.233
294	92	6	86			57		92	92	11		86	21.19			
295	55	6	49			38	3	55	55	1	4	48	18.66			
10	5	4	4			4	1	4	4						4	9.500
	6	3	3			3		3	3						3	12.666
	7	6	4	2		6	1	6	6	1		2		1		
	8	20	20			20	2	1	20	20					20	8.915
	9	40	40			39			40	39					39	10.743
	10	14	11	3		14			14	14			3	9.666	10	8.900
	11	42	37	5	2	41			40	39	1		3	8.666	36	10.131
	12	20	19	1		20			20	20			2		18	9.500
	13	36	34	2		36			36	36			2		34	9.588
	14	24	21	1	2	24			22	21			1		22	9.590
	15	28	27	1		28			28	28			1		27	10.000
	16	71	57	14		71	2		71	71	3		14	27.21	45	9.888
	92	39	22	17		38	4		39	38			16	28.50	8	11.250
	93	8	3	5		8			8	8			5	27.20	1	
	94	4	4			3			4	3			3		3	14.000
	95	7	4	3		7			7	7			3	34.66		
	96	14	8	6		14			14	14			5	22.20	4	7.750
	97	23	11	12		23			23	23	1		12	24.08	1	
	98	20	11	9		20			20	20	1		8	24.12	2	
	99	7	5	2		7	3		7	7			2		3	9.166
	100	2				2			2	2						
	101	14	6	8		13			14	13	1		7	33.57	3	9.666
	102	2				2			2	2						
	103	22	15	7		22			22	22			7	25.28	8	11.500
	104	5	3	2		5			5	5			2		1	
	105	6	4	2		6			6	6			2		3	7.166
	106	14	8	5		13		1	13	13			5	32.20	6	14.083
	108	17	11	5	1	17			16	16			4	35.00	11	9.181
110	10	10			10	3		10	10	1				10	10.100	
111	70	16	53	1	70			69	69	1	2	54	37.25	13	9.769	
112	29		29		29			29	29			28	37.71			
113	25		25		25			25	25	1	2	25	39.12			
114	20		20		20			20	20	1		19	39.52			
115	36		36		35			36	36	4	4	34	39.50			
116	10	8	2		10	2		10	10			2		6	14.750	
117	2				2			2	2							
118	21		21		21			21	21		1	21	39.33			
119	72		72		72			72	72	3	11	71	32.09			
120	112	1	111		112			112	112	1	15	109	32.85	1		
121	53	6	47		53			53	53			47	34.78	5	12.100	
122	7		7		7			7	7			7	35.00			
123	5		5		5			5	5			5	35.00			
124	1				1			1	1							
125	3		3		3			3	3		1					
126	2		2		2			2	2							
127	11	9	2		11			11	11			2		7	15.285	
128	39	33	6		39			39	39			5	28.20	30	10.573	

<sup>1</sup>For renter - occupied dwelling units and vacant nonseasonal not dilapidated units, for rent.  
<sup>2</sup>For owner - occupied dwelling units and vacant nonseasonal not dilapidated units, for sale only.



HOUSING—BLOCK STATISTICS

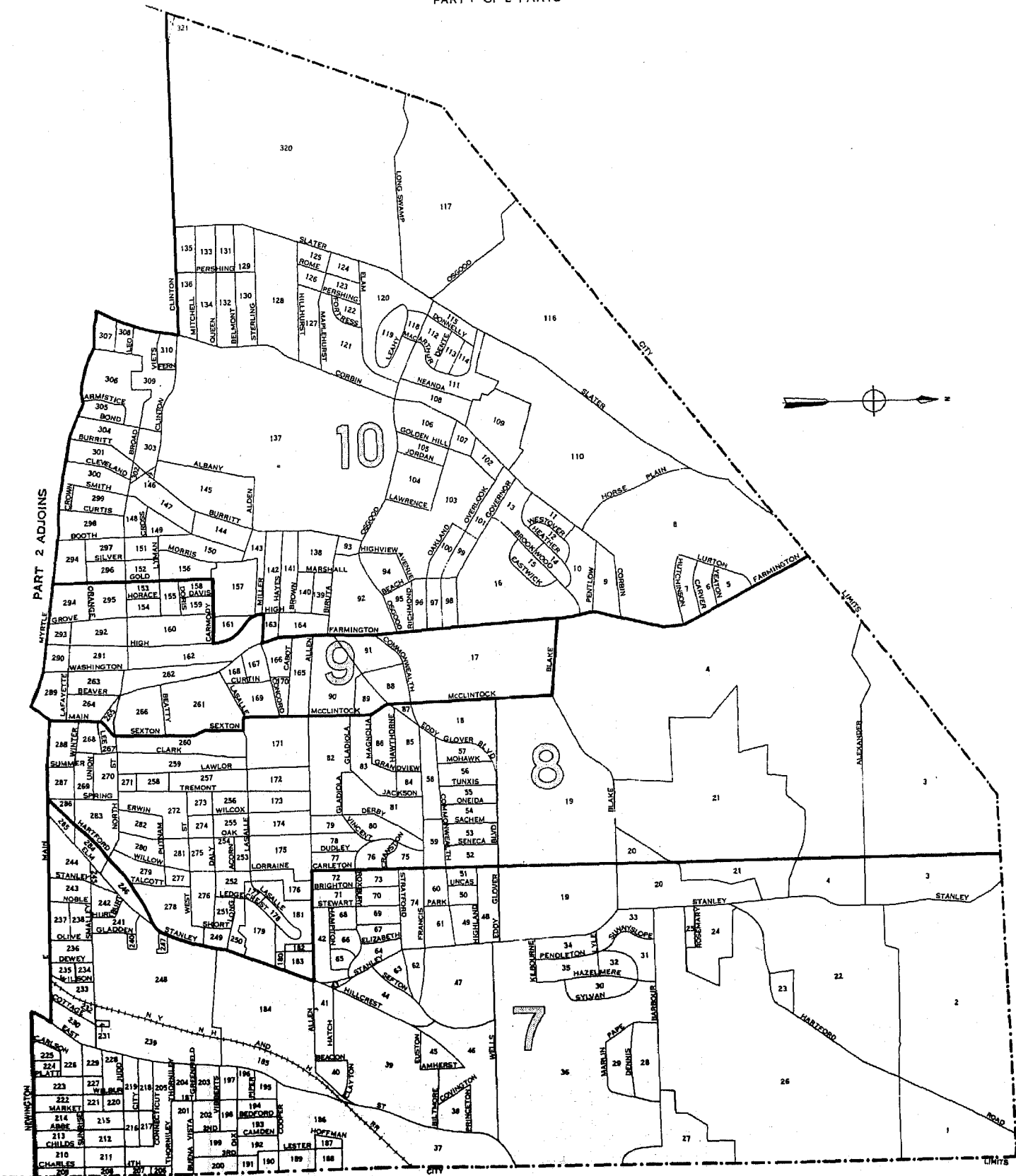
Table 3.—CHARACTERISTICS OF HOUSING FOR WARDS, BY BLOCKS: 1950—Con.

Ward	Block	All dwelling units by occupancy and tenure					All dwelling units by condition and plumbing facilities			Occupied dwelling units			Contract monthly rent <sup>1</sup>		Value <sup>2</sup> of one-dwelling-unit structures		
		Total	Owner occupied	Renter occupied	Vacant non-seasonal not dilap., for rent or sale	Other vacant and non-resident	Number reporting	No private bath or dilap.	No running water or dilap.	Total	Persons per room		Occupied by non-white	Number reporting	Average monthly rent (dollars)	Number reporting	Average value (dollars)
											Number reporting	1.51 or more					
10	129	11	2	9					11	11	1		9	3 5.00	2		
	130	12	1	3					11	11	1		9	2 4.00	2	10 287	
	131	18	9	13		1			15	15		1	13	2 4.00	8	8 375	
	132	23	12	11					23	23		1	11	3 5.00	7	10 714	
	133	5	3	2					5	5			1	2 7.18	2		
	134	29	13	16					29	29			16	2 4.93	7	10 285	
	135	22	10	12					22	22		1	11	3 0.27	3	8 933	
	136	44	19	24		1			44	44		1	22	2 5.22	7	10 475	
	137	19	12	7					19	19			5	1 9.00	6	11 666	
	138	24	10	14					24	24		1	13	3 6.30	3	8 833	
	139	11	9	2					11	11			2		4	8 750	
	140	7	2	4		1			6	6			3	6 5.00			
	141	53	18	34		1			53	53		2	33	2 4.39	2		
	142	52	21	31					52	52		1	31	2 4.39	2		
	143	41	16	25					41	41			25	2 5.51	4	8 750	
	144	48	15	33					48	48		2	33	2 7.24	1		
	145	199	100	99				1	198	198		2	99	2 6.96	3	1 4000	
	147	146	49	96		1			146	146		5	96	2 6.66	2	9 452	
	148	34	11	23					34	34			23	2 9.48	1		
	150	11	7	4					11	11		1	4	2 5.21			
	151	55	9	43		3			55	19			43	2 2.44	2		
	152	127	14	112		1			127	112		1	112	2 0.00			
	156	56	15	41					56	1		2	41	2 5.60			
	163	16	5	10		1			16	1			10	2 9.18			
	164	25	10	14		1			25	24			14	2 9.92	3	6 333	
	296	123	18	104		1			122	98		1	103	1 9.46			
	297	142	15	126		1			142	96		1	126	2 4.80			
	298	159	36	122		1			159	101		1	122	1 9.53	5	8 200	
	299	84	23	61					84	38			61	2 2.13	4	9 250	
	300	112	28	84					111	29			84	2 2.88	4	9 250	
	301	76	32	44					75	6			43	2 4.06	4	7 625	
	303	69	19	50					69	5			49	2 9.55	7		
	304	40	23	17					40	40			16	2 6.93	4		
	305	8	3	5					8	8			5	3 1.40	7	7 357	
	306	341	1	339		1			339	2		2	339	3 5.61	1		
	307	17	9	8					17	17			8	2 8.00	4	8 625	
	308	21	10	11					21	21			11	2 8.45	2		
	309	55	23	32					54	3			31	2 9.77	6	10 250	
	310	16	6	10					16	16			10	3 0.20			
	320	8	7	1					8	3			1		4	8 775	

<sup>1</sup>For renter - occupied dwelling units and vacant nonseasonal not dilapidated units, for rent.  
<sup>2</sup>For owner - occupied dwelling units and vacant nonseasonal not dilapidated units, for sale only.

NEW BRITAIN, CONNECTICUT, BY WARDS AND BLOCKS: 1950

PART 1 OF 2 PARTS



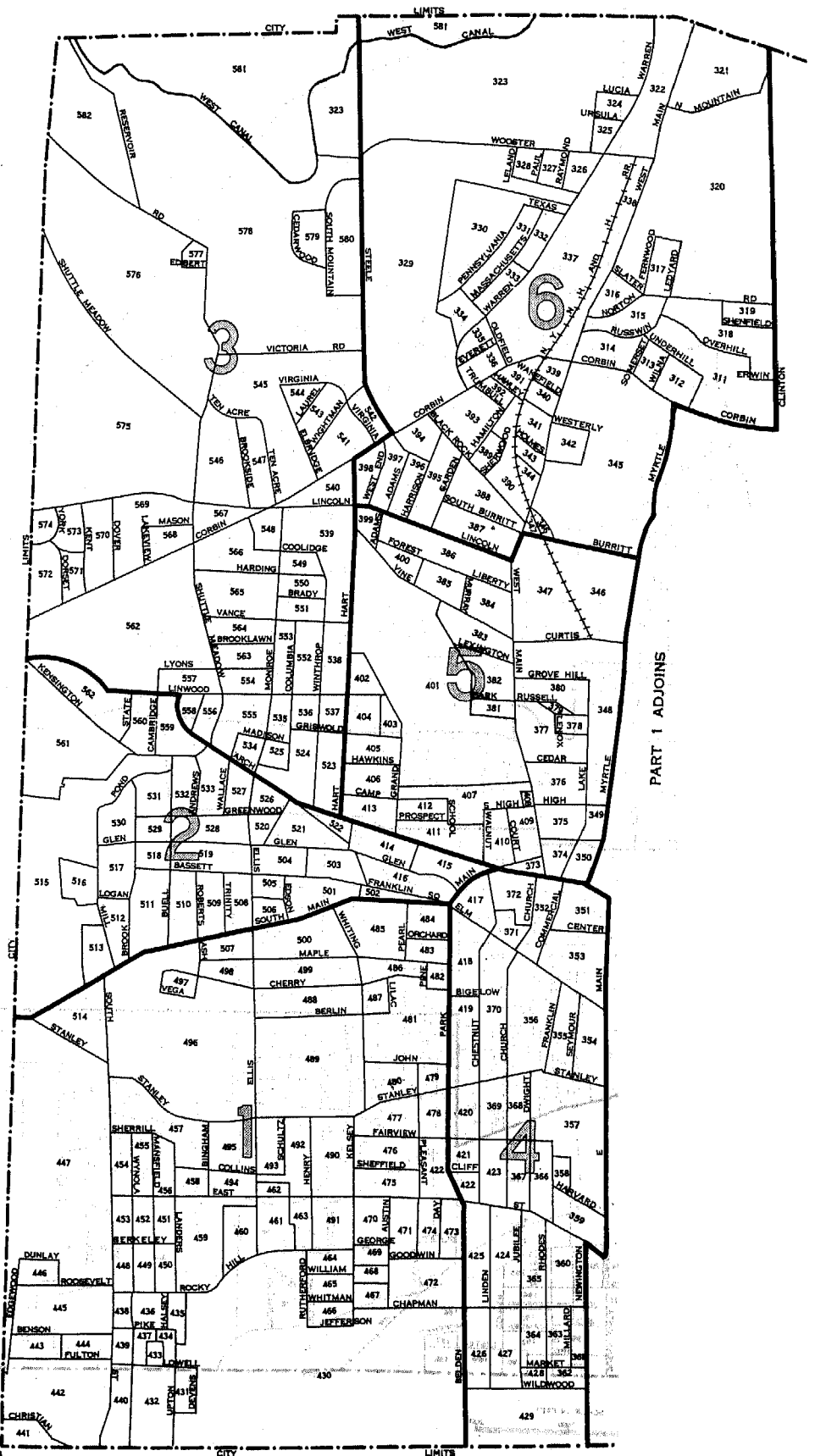
LEGEND

BLOCK NUMBERS  
WARD NUMBERS  
WARD BOUNDARIES  
U.S. DEPARTMENT OF COMMERCE, BUREAU OF THE CENSUS

25  
2

NEW BRITAIN, CONNECTICUT, BY WARDS AND BLOCKS: 1950

PART 2 OF 2 PARTS



PART 1 ADJOINS




LEGEND

BLOCK NUMBERS  
WARD NUMBERS  
WARD BOUNDARIES  
U.S. DEPARTMENT OF COMMERCE, BUREAU OF THE CENSUS

25  
**2**

# 1950 UNITED STATES CENSUS OF HOUSING

U. S. DEPARTMENT OF COMMERCE • BUREAU OF THE CENSUS



**NEW HAVEN, CONN. BLOCK  
STATISTICS**

## U. S. CENSUS OF HOUSING: 1950

### Volume

- I General Characteristics
- II Nonfarm Housing Characteristics
- III Farm Housing Characteristics
- IV Residential Financing
- V Block Statistics

Housing statistics for census tracts are to be included in the Population reports on census tracts.

## U. S. CENSUS OF POPULATION: 1950

### Volume

- I Number of Inhabitants
- II Characteristics of the Population

Succeeding volumes will cover the following subjects:

Census Tracts, Nativity and Parentage, Nonwhite Population by Race, Persons of Spanish Surname, Institutional Population, Differential Fertility, Labor Force Characteristics, Occupation, Industry, Income, Internal Migration, Education, Characteristics of Families and Households.

**UNITED STATES CENSUS of HOUSING : 1950**  
U. S. DEPARTMENT OF COMMERCE  
CHARLES SAWYER, Secretary

BUREAU OF THE CENSUS  
ROY V. PEEL, Director



**BLOCK STATISTICS**


**NEW HAVEN**  
**CONNECTICUT**

*Prepared under the supervision of*  
Howard G. Brunsman, Chief  
*Population and Housing Division*

1950 HOUSING CENSUS REPORT  
VOLUME V, PART 122

UNITED STATES GOVERNMENT PRINTING OFFICE 1952

**BLOCKS • CENSUS TRACTS**



**UNITED STATES CENSUS of HOUSING : 1950**  
U. S. DEPARTMENT OF COMMERCE  
CHARLES SAWYER, Secretary

BUREAU OF THE CENSUS  
ROY V. PEEL, Director



**BLOCK STATISTICS**


**NEW HAVEN**  
**CONNECTICUT**

*Prepared under the supervision of*  
Howard G. Brunsman, Chief  
*Population and Housing Division*

1950 HOUSING CENSUS REPORT  
VOLUME V, PART 122

UNITED STATES GOVERNMENT PRINTING OFFICE 1952

**BLOCKS • CENSUS TRACTS**





## BUREAU OF THE CENSUS

ROY V. PEEL, *Director*

A. ROSS ECKLER, *Deputy Director*  
HOWARD C. GRIEVES, *Assistant Director*  
CONRAD TAEUBER, *Assistant Director*  
MORRIS H. HANSEN, *Assistant Director for Statistical Standards*  
ROBERT Y. PHILLIPS, *Assistant Director for Operations*  
CALVERT L. DEDRICK, *Coordinator, International Statistics*  
FRANK R. WILSON, *Information Assistant to the Director*

### Population and Housing Division—

HOWARD G. BRUNSMAN, *Chief*  
WAYNE F. DAUGHERTY, *Assistant Chief for Housing*  
ROBERT B. VOIGHT, *Assistant Chief for Operations*  
HENRY S. SHRYOCK, JR., *Assistant Chief for Population*  
EDWIN D. GOLDFIELD, *Program Coordinator*

Quality and Equipment Statistics—Robert C. Hamer, *Chief*  
Inventory Statistics—Carl A. S. Coan, *Chief*  
Developmental Programs—J. Hugh Rose, *Chief*  
Residential Financing—Junia H. Honnold, *Chief*  
Territories and Possessions—Joel Williams, *Chief*  
Statistical Sampling—Joseph Steinberg, *Chief*  
Statistical Procedure—Morton A. Meyer, *Chief*  
Processing Operations—Milton D. Lieberman, *Chief*

Administrative Service Division—WALTER L. KEHRES, *Chief*  
Agriculture Division—RAY HURLEY, *Chief*  
Budget Officer—CHARLES H. ALEXANDER  
Business Division—HARVEY KAILIN, *Acting Chief*  
Field Division—LOWELL T. GALT, *Chief*  
Foreign Trade Division—J. EDWARD ELY, *Chief*  
Geography Division—CLARENCE E. BATSCHULET, *Chief*  
Governments Division—ALLEN D. MANVEL, *Chief*  
Industry Division—MAXWELL R. CONKLIN, *Chief*  
Machine Tabulation Division—C. F. VAN AKEN, *Chief*  
Personnel Division—HELEN D. ALMON, *Chief*

### SUGGESTED IDENTIFICATION

U. S. Bureau of the Census. *U. S. Census of Housing: 1950. Vol. V, Block Statistics, Part 122.*  
U. S. Government Printing Office, Washington, D. C., 1952

For sale by the Superintendent of Documents, U. S. Government Printing Office, Washington 25, D. C.  
or any of the Field Offices of the Department of Commerce - Price 15 cents



## PREFACE

This report presents statistics on characteristics of dwelling units by blocks for the city. The tabulations are based on data from the 1950 Census of Housing, taken as of April 1, 1950. Authorization for the 1950 Census of Housing as part of the Seventeenth Decennial Census was provided by the Housing Act of 1949, approved July 15, 1949.

The major portion of the information compiled from the 1950 Census of Housing appears in Volume I, *General Characteristics*; Volume II, *Nonfarm Housing Characteristics*; Volume III, *Farm Housing Characteristics*; Volume IV, *Residential Financing*; and Volume V, *Block Statistics*. Volume V consists of separate reports, issued as bulletins for each of the 209 cities which in 1940 or in a subsequent census had a population of 50,000 or more. These reports will not be bound into a single publication.

The subjects covered in both the 1950 and 1940 reports on characteristics of dwelling units by blocks are substantially similar.

This report was prepared under the direction of Howard G. Brunsman, Chief, Population and Housing Division, and Wayne F. Daugherty, Assistant Chief for Housing. Robert C. Hamer, Chief, Quality and Equipment Statistics Section, was in charge of coordinating the content and the format of the report with assistance from Carl A. S. Coan, Chief, Inventory Statistics Section; Floyd D. McNaughton, Chief, Equipment and Facilities Unit; Beulah Washabaugh, Chief, Tenure and Vacancy Unit; and Walter A. Hines. The compilation of the statistics was under the supervision of Robert B. Voight, Assistant Chief for Operations.

The collection of the information on which these statistics are based was under the supervision of Lowell T. Galt, Chief, Field Division. The geographic work, including the assignment of all block numbers and the preparation of maps, was under the supervision of Clarence E. Batschelet, Chief, Geography Division. The data were tabulated under the supervision of C. F. Van Aken, Chief, Machine Tabulation Division.

January 1952.

# NEW HAVEN, CONN

## CONTENTS

### INTRODUCTION

	Page		Page
General.....	1	Definitions and explanations—Continued	
Related reports.....	1	Condition and plumbing facilities.....	2
Census tracts.....	1	Persons per room.....	2
Use of data.....	1	Color of occupants.....	2
Comparability with 1940 Housing Census data.....	1	Contract monthly rent.....	2
Definitions and explanations.....	1	Value of one-dwelling-unit structures.....	2
Dwelling unit.....	1	Number reporting.....	2
Occupancy and tenure.....	2	Block identification.....	2

### TABLES

	Page
Table 1.—Characteristics of housing for the city: 1950.....	3
Table 2.—Characteristics of housing by census tracts: 1950.....	3
Table 3.—Characteristics of housing for census tracts, by blocks: 1950.....	4

Map of city, by blocks, appears following last page of tables.

# BLOCK STATISTICS

## INTRODUCTION

### GENERAL

Volume V of the Reports on Housing consists of a separate report for each of the 209 cities which in 1940, or in a subsequent census prior to 1950, had a population of 50,000 or more. Each report presents for the city, by blocks, tabulations for a limited number of subjects obtained in the Census of Housing. The subjects in these reports are similar to those in the block statistics supplements to Volume I of the reports of the 1940 Census of Housing. The subjects in this report present the number of dwelling units classified by occupancy and tenure, condition and plumbing facilities, persons per room, color of occupants, average contract monthly rent of renter-occupied and selected vacant units, and the average value of one-dwelling-unit owner-occupied and selected vacant structures. In table 1, the statistics for these subjects are summarized for the city. Table 2 contains the statistics for census tracts. In table 3, the data are presented by blocks within census tracts. Maps identifying the location of each block and the census tract boundaries are a part of this report.

**Related reports.**—Related statistics for this city are contained in the Reports on Housing, Volume I, *General Characteristics*; and in the Reports on Population, Volume I, *Number of Inhabitants*, and Volume II, *Characteristics of the Population*.

The Reports on Housing for each State in Volume I present data on the characteristics of dwelling units for the State by residence (urban, rural nonfarm, and rural farm), for standard metropolitan areas, urbanized areas, counties, for urban places, places of 1,000 to 2,500 inhabitants, and rural-nonfarm and rural-farm dwelling units for each county. Each report includes the following subjects: occupancy, tenure, race of occupants, type of structure, year built, condition and plumbing facilities, water supply, toilet and bathing facilities, number of rooms, number of persons, persons per room, electric lighting, heating equipment, heating and cooking fuels, refrigeration equipment, kitchen sink, radio, television, and, for nonfarm units, the contract monthly rent, gross monthly rent, and value of one-dwelling-unit structures.

Volume I of the Reports on Population shows the 1950 population of each county and of each minor civil division within the county. It also contains figures for each incorporated place, for each unincorporated place with 1,000 or more inhabitants, and for incorporated places of 5,000 or more by wards. A special series of tables presents data for each urbanized area giving the incorporated places and portions of minor civil divisions within it.

Volume II of the 1950 Population Reports contains statistics on the general characteristics of the population. Chapter A of this volume repeats the figures on number of inhabitants as shown in Volume I; Chapter B presents demographic, economic, and social characteristics of the population; and Chapter C gives more detailed cross-classifications for States and large cities and standard metropolitan areas.

**Census tracts.**—Census tracts are small areas into which certain large cities have been subdivided for statistical and local administrative purposes. In most cases the tracts are permanently established, so that comparison may be made from census to census. The boundaries of tracts are established so as to include approximately equal numbers of inhabitants or equal areas; and each tract is designed to represent an area that is fairly

homogeneous in population characteristics. Although the tracted areas of some cities extend into the suburbs, the data shown in this report are restricted to the tracts within the corporate limits of the city.

**Use of data.**—The tabulation of housing characteristics for areas as small as city blocks provides descriptive material of considerable value for technical studies of housing in the city. The statistics will be useful in compiling totals for special types of areas that may be defined to meet the requirements of individual investigators. Users of the data should bear in mind that in practically all cases the data for a given block represent the work of only one enumerator. Consequently, housing characteristics for blocks are subject to a wider margin of error than is to be expected in the figures for tracts or wards which represent returns made by a number of enumerators. Misinterpretation of instructions by one enumerator may cause a significant bias in the statistics for a block even though it may have a negligible effect upon the figures for larger areas. In particular, the enumeration of "condition" depended to a considerable extent upon the judgment of the individual enumerator. Also, failure to indicate the correct block number for a significant number of dwelling units may introduce errors into the block data.

**Comparability with 1940 Housing Census data.**—In the 1940 Census of Housing, reports entitled "Block Statistics" were issued as supplements to the first series of Housing bulletins. These supplements consisted of separate reports for each of the 191 cities which had 50,000 inhabitants or more in 1930.

In the 1950 reports, the block numbers used are different, in most cases, from those used in the 1940 reports. Therefore, to compare 1940 and 1950 data for a given block, it is necessary to locate the block on the maps to obtain the corresponding 1940 and 1950 block numbers.

The subjects in both the 1940 and 1950 reports are substantially similar. However, data on number of structures, year built, and mortgage status have been omitted from the 1950 report. Furthermore, in the 1940 reports average contract or estimated monthly rent was reported for all dwelling units while in 1950 average contract monthly rent is reported for some, and average value for other, dwelling units.

### DEFINITIONS AND EXPLANATIONS

More detailed and complete definitions are presented in Volume I of the Housing Reports.

**Dwelling unit.**—In general, a dwelling unit is a group of rooms or a single room, occupied or intended for occupancy as separate living quarters, by a family or other group of persons living together or by a person living alone.

A group of rooms, occupied or intended for occupancy as separate living quarters, is a dwelling unit if it has separate cooking equipment or a separate entrance. A single room, occupied or intended for occupancy as separate living quarters, is a dwelling unit if it has separate cooking equipment or if it constitutes the only living quarters in the structure. Also, each apartment in a regular apartment house is a dwelling unit even though it may not have separate cooking equipment. Excluded from the dwelling unit count are large rooming houses, institutions, dormitories, and transient hotels and tourists courts.

In the 1940 Census, a dwelling unit was defined as the living quarters occupied or intended for occupancy by one household.

A household consisted of a family or other group of persons living together with common housekeeping arrangements, or a person living entirely alone. However, the enumerator was not explicitly instructed to define rooms as dwelling units on the basis of cooking equipment or separate entrance.

The number of dwelling units in the 1950 Census may be regarded as comparable with the number of dwelling units in the 1940 Census. Some living quarters may have been classified as separate dwelling units in the one census and not in the other. Further, in the 1950 Census, living quarters with five or more lodgers were not tabulated as dwelling units; generally, such quarters were included in the 1940 dwelling unit count. However, the net effect of these changes is probably small.

**Occupancy and tenure.**—Dwelling units are classified by occupancy and tenure into four groups: owner-occupied; renter-occupied; vacant nonseasonal not dilapidated, for rent or sale; and other vacant and nonresident. A dwelling unit is classified as owner-occupied if it was owned wholly or in part by the head of the household or by some related member of his family living in the dwelling unit. All other occupied units are classified as renter-occupied whether or not cash rent was actually paid for living quarters. Rent-free units and living accommodations received in payment for services performed are thus included with the renter-occupied units.

A dwelling unit is considered vacant if no persons are living in it at the time of enumeration. New units not yet occupied were enumerated as vacant dwelling units if construction had proceeded to the extent that all the exterior windows and doors were installed and final usable floors were in place. The classification "Vacant nonseasonal not dilapidated, for rent or sale" is descriptive of the vacant dwelling units reported in this classification. "Other vacant and nonresident" units include all dilapidated and seasonal vacant units as well as the not dilapidated units which were not for rent or sale.

Because of changes in enumeration procedures, the counts of total vacant units in 1940 and 1950 are not strictly comparable. In 1940, vacant units were enumerated if they were habitable; units uninhabitable and beyond repair were excluded from the enumeration. In 1950, units were included regardless of condition if they were intended for occupancy as living quarters. Therefore, no comparison should be made between the data on "vacant nonseasonal not dilapidated, for rent or sale" units from the 1950 Census and data in the 1940 Census reports.

In both censuses, dwelling units occupied entirely by non-residents were included with vacant units not for rent or sale. Trailers, tents, houseboats, and railroad cars which were vacant were excluded from the dwelling unit inventory in both 1950 and 1940.

**Condition and plumbing facilities.**—Data on condition of a dwelling unit are shown in combination with data for selected plumbing facilities and are, therefore, limited to units for which both condition and plumbing facilities are reported. Plumbing facilities include water supply, toilet facilities, and bathing facilities.

The category "with private bath" includes those dwelling units reported with both a flush toilet and a bathtub or shower inside the structure for the exclusive use of the occupants of the unit. The category "no private bath" includes those dwelling units not having private flush toilet or not having private bathing facilities. The "no running water" category includes units with only piped running water outside the structure or with only other sources such as a hand pump.

A dwelling unit is "dilapidated" when it is run-down or neglected, or is of inadequate original construction, so that it does not provide adequate shelter or protection against the elements or it endangers the safety of the occupants.

**Persons per room.**—The number of persons per room has been computed for each occupied dwelling unit by dividing the number

of persons in the dwelling unit by the number of rooms in the dwelling unit. All persons enumerated in the Population Census as members of the household (including lodgers, servants, and other nonrelated persons) are counted in determining the number of persons that occupy the dwelling unit. The number of rooms in the dwelling unit includes all rooms available for living quarters throughout the year. Not counted as rooms are bath-rooms, closets, pantries, halls, screened porches, and unfinished rooms in the basement and attic.

**Color of occupants.**—Occupied dwelling units are classified by color of head of household according to the definition used in the 1950 Census of Population. The group designated as "non-white" consists of Negroes, Indians, Japanese, Chinese, and other nonwhite races. Persons who are not definitely Indian or of other nonwhite race are classified as white.

**Contract monthly rent.**—Contract monthly rent is the rent, at the time of enumeration, contracted for by the renter regardless of whether it includes furniture, heating fuel, electricity, cooking fuel, water, or personal services.

Monthly rent for vacant dwelling units is the amount asked for the dwelling unit at the time of enumeration. The average monthly rent relates to renter-occupied dwelling units and vacant nonseasonal not dilapidated units for rent. Dwelling units which are occupied "rent-free" are not included with the units reporting rent.

**Value of one-dwelling-unit structures.**—Average value is shown for owner-occupied dwelling units and vacant nonseasonal not dilapidated units which are for sale only. Value is shown only if the unit is in a one-dwelling-unit structure without business and if it is the only dwelling unit included in the property. The value represents the amount for which the owner estimates that the property, including such land as belongs with it, would sell under ordinary conditions and not at a forced sale. For vacant units, value is the sale price asked by the owner.

**Number reporting.**—Occupancy and tenure are reported for all dwelling units, and color of occupants is reported for all occupied units. The corresponding distributions for these subjects in table 1 are based on all dwelling units and on occupied units, respectively. For all other subjects, the distributions are based on the units for which the specific characteristics are reported, that is, the "Number reporting."

The number of dwelling units for which the enumerator obtained no report on a particular item is shown for the city totals only; however, the number "not reported" can easily be derived for each area in tables 2 and 3 by subtracting the number reporting from the total number of dwelling units (or total occupied).

**Block identification.**—A map or series of maps is included in this report showing block numbers for each block, number and letter designations for tracts, and the names of principal streets.

Blocks are identified by serial numbers, a separate series of numbers being used for each tract. Thus, the location of each block for which data are presented in table 3 may be determined by referring to the tract and block number shown on the map. Similarly, data for a specific block may be located in the table by reference to the map for identification numbers of the tract and block.

If no dwelling units are reported for a block, the block number is not listed in table 3, although it is shown on the map. Dwelling units for which the block number was not reported are indicated in the table by the symbol "NR." Detailed data are not shown for such dwelling units, nor for blocks containing fewer than three dwelling units. Average monthly rent is not shown when the monthly rent was reported for fewer than three dwelling units. Average value is not shown when the value of one-dwelling-unit properties was reported for fewer than three dwelling units. All dwelling units are included, however, in the statistics for the city and for each tract.

Table 1.—CHARACTERISTICS OF HOUSING FOR THE CITY: 1950

Subject	Number	Percent	Subject	Number	Percent
<b>OCCUPANCY AND TENURE</b>			<b>PERSONS PER ROOM</b>		
All dwelling units.....	47,385	100.0	Occupied dwelling units.....	46,891	...
Owner occupied.....	14,865	31.4	Number reporting.....	46,166	100.0
Renter occupied.....	32,026	67.6	1.50 or less.....	45,031	97.5
Vacant nonseasonal not dilapidated, for rent or sale.....	199	0.4	1.51 or more.....	1,135	2.5
Other vacant and nonresident.....	295	0.6	Not reported.....	725	...
<b>CONDITION AND PLUMBING FACILITIES</b>			<b>CONTRACT MONTHLY RENT</b>		
All dwelling units.....	47,385	...	Renter-occupied, and vacant nonseasonal not dilapidated units, for rent—Number reporting.....	30,693	...
Number reporting.....	46,024	100.0	Total contract monthly rent.....dollars..	1,032,540	...
With private bath, not dilapidated.....	39,476	85.8	Average monthly rent.....dollars..	33.64	...
No private bath, with running water, not dilapidated.....	3,671	8.0	<b>VALUE OF ONE-DWELLING-UNIT STRUCTURES</b>		
No running water or dilapidated.....	2,877	6.3	Owner-occupied, <sup>1</sup> and vacant nonseasonal not dilapidated units, for sale only—Number reporting.....	6,133	...
Condition or plumbing facilities not reported.....	1,361	...	Total value or sale price.....dollars..	81,106,800	...
No private bath or dilapidated.....	6,548	14.2	Average value.....dollars..	13,225	...
<b>COLOR OF OCCUPANTS</b>					
Occupied dwelling units.....	46,891	100.0			
White.....	44,381	94.6			
Nonwhite.....	2,510	5.4			

<sup>1</sup>Restricted to 1-dwelling-unit properties.

Table 2.—CHARACTERISTICS OF HOUSING BY CENSUS TRACTS: 1950

Census tract	All dwelling units by occupancy and tenure					All dwelling units by condition and plumbing facilities			Occupied dwelling units			Contract monthly rent <sup>1</sup>		Value <sup>2</sup> of one-dwelling-unit structures		
	Total	Owner occupied	Renter occupied	Vacant non-seasonal not dilap., for rent or sale	Other vacant and non-resident	Number reporting	No private bath or dilap.	No running water or dilap.	Total	Persons per room	Occupied by non-white	Number reporting	Average monthly rent (dollars)	Number reporting	Average value (dollars)	
TOTAL	47 385	14 865	32 026	199	295	46 024	65 48	28 77	46 891	46 166	1 135	25 10	30 693	33.64	61 33	132 25
1	728	24	694	3	7	699	184	4	718	708	43	6	629	48.53	4	357.50
2	1485	137	1337	9	2	1453	564	35	1474	1462	81	248	1311	23.08	18	123.61
3	1410	376	1020	4	10	1369	158	9	1396	1370	57	9	986	26.91	81	83.24
4	1254	440	803	5	6	1250	55	42	1243	1222	10	774	3138	117	88.19	
5	1993	661	1314	3	15	1951	262	192	1975	1935	36	3	1263	24.71	199	69.08
6	2757	753	1988	7	19	2719	369	225	2741	2715	74	35	1940	26.05	125	73.32
7	2874	387	2438	30	11	2782	399	132	2825	2774	112	139	2357	43.97	88	120.95
8	1876	529	1333	6	8	1837	66	39	1862	1834	17	46	1292	36.96	137	86.61
9	1919	545	1359	8	7	1809	43	5	1904	1865	8	6	1271	53.51	147	159.04
10	1521	924	591	2	4	1493	16	7	1515	1500	4	1	563	50.89	681	183.23
11	482	303	177	2	2	474	1	1	480	475	1	1	172	84.81	292	180.90
12	1572	611	953	3	5	1560	13	1	1564	1557	8	79	935	44.59	438	115.93
13	499	219	274	1	5	490	19	13	493	489	3	3	260	38.93	128	128.28
14	1555	840	704	7	4	1510	15	5	1544	1521	4	14	677	45.94	509	196.62
15	2876	1087	1756	8	25	2792	192	105	2843	2788	34	79	1643	30.08	385	83.33
16	2363	457	1875	11	20	2254	521	323	2332	2276	114	1394	1806	29.50	125	62.98
17	955	163	763	23	6	915	141	10	926	908	19	12	714	40.99	42	133.78
18	987	363	616	3	3	958	15	12	981	967	7	3	583	58.76	226	268.52
19	1958	743	1196	6	13	1895	37	10	1939	1878	19	2	1105	45.02	257	170.19
20	1615	401	1197	10	7	1544	210	14	1598	1548	55	5	1142	41.67	113	183.38
21	2224	329	1878	6	11	2175	801	423	2207	2201	77	202	1839	22.48	50	62.90
22	2621	346	2251	11	13	2543	1482	564	2597	2581	160	146	2180	19.88	24	99.50
23	1925	586	1319	5	15	1889	322	161	1905	1890	51	22	1276	23.06	75	69.57
24	2324	749	1552	9	14	2237	385	121	2301	2259	63	39	1491	24.34	125	62.68
25	1991	651	1327	3	10	1933	90	36	1978	1932	26	7	1275	30.17	178	81.67
26	1239	76	458	2	13	1221	91	28	1224	1217	17	5	426	34.80	531	104.24
27	1279	628	627	4	20	1249	61	20	1255	1240	29	7	586	28.84	335	89.12
28	1093	845	226	2	22	1063	36	23	1071	1054	7	7	195	42.00	703	123.74

<sup>1</sup>For renter-occupied dwelling units and vacant nonseasonal not dilapidated units, for rent.  
<sup>2</sup>For owner-occupied dwelling units and vacant nonseasonal not dilapidated units, for sale only.

HOUSING—BLOCK STATISTICS

Table 3.—CHARACTERISTICS OF HOUSING FOR CENSUS TRACTS, BY BLOCKS: 1950

[Detailed statistics not shown for blocks containing fewer than 3 dwelling units, nor for dwelling units not allocated by blocks (designated by NR)]

Census tract	Block	All dwelling units by occupancy and tenure					All dwelling units by condition and plumbing facilities			Occupied dwelling units			Contract monthly rent <sup>1</sup>		Value <sup>2</sup> of one-dwelling-unit structures		
		Total	Owner occupied	Renter occupied	Vacant non-seasonal not dilap., for rent or sale	Other vacant and non-resident	Number reporting	No private bath or dilap.	No running water or dilap.	Total	Persons per room		Number reporting	Average monthly rent (dollars)	Number reporting	Average value (dollars)	
											Number reporting	1.51 or more					Occupied by non-white
1	1	21	2	19		20	16		21	20	2		18	41.77			
	2	85	1	78		84	1		79	78			76	45.22			
	3	106	1	106		106			106	106			102	40.87	1		
	4	34	2	32		33			34	34			29	30.24			
	5	15	2	12	1	14	10		14	14	1		10	40.50			
	6	28	2	26		25			28	25	1		23	34.82			
	8	2															
	9	3		3		3			3	3			2				
	10	1															
	13	3		2		3			2	2	1		2				
	14	3		3		3	1	1	3	3							
	15	49		49		48	4	1	49	49			48	96.52			
	16	48		46		46	4	1	48	47	6		38	46.92			
	17	155	2	150		142	64		155	153	3		126	54.02	1		
	18	76	4	72		71	26	1	76	75	5		68	42.66			
	19	56	2	54		56	34	1	56	56	24		50	45.22	1		
	20	35		33	2	35	28		33	33	1		33	42.69			
	21	3		3		3			3	3			2				
	22	5	1	4		4			5	4			1				
	2	1	10		10		10	5	2	10	10			10	28.00		
		2	4		4		4			4	4			4	16.25		
		3	61	1	59		58	26	24	60	59	5	36	56	16.96		
4		7	1	6		7	4		7	7	2	6	6	17.66	1		
5		26	2	24		24	9	6	26	24			21	20.23	1		
6		2															
7		19	6	13		19	7	6	19	19			12	21.91		2	
8		60	1	59		60	22	16	60	60	5	22	57	17.84			
9		148	9	136		147	131	102	145	144	8	35	136	21.05			
10		82	10	71	2	82	60	41	81	81	14		71	20.26		2	
11		96	13	83		90	7	2	96	93	3		82	38.18		2	
13		1															
14		3	1	2		3			3	3			2				
15		4		4		4			4	4			4	73.75			
18		61	1	60		59	35	33	61	60	6	30	60	23.96			
19		61	2	59		59	31	27	61	59	3	25	58	19.05			
20		69	2	67		69	23	21	69	69	3	18	66	18.28			
21		34	4	30		33	13	11	34	33	3		27	23.51			
22		21	5	16		21	2		21	21	1		14	28.78		1	
23		52	6	48		51	10	6	52	52	2		47	29.31		1	
24		132	4	124	2	131	18	9	130	130	3	10	122	26.72			
25		68	13	55		66	9	2	68	68		8	55	23.20			
26		47	12	35		47	1	1	47	47	1		33	23.15		3	
27		37	5	32		36	7	7	37	37	3		30	21.50			
28		82	5	77		79	17	7	82	82	7	5	75	24.08			
29		35	4	31		35	19	3	35	35	1		31	19.83			
30		19		18	1	17	12	3	18	17	1		17	34.52			
31		3	1	2		3	2	2	3	3	1		2				
32		34		33		32	26	2	33	33	2		34	15.20			
33		57	6	49	2	57	19	3	55	55	2		50	20.84			
35		89	15	74		88	34	5	89	89	4		74	19.60		1	
36		26	4	22		26	4	4	26	26			22	21.18		2	
37		13	2	11		12	1		13	13	2		11	20.90		1	
38		13		11		12	9	6	13	13			11	13.45		1	
39	9		9		9	1		9	9			9	36.88				
3	2	10		10		10		10	10			10	25.70				
	3	37	13	37		36		37	36		1	36	27.44				
	4	66	17	63		63		66	64	1		51	25.35	6	7916		
	5	113	17	95		111	29	1	112	112	5		94	21.62			
	6	37	10	27		37	13		37	37	9		26	25.80		2	
	7	1															
	8	20	13	7		20			20	20			7	37.14	6	7783	
	9	45	12	33		45	10		45	44			33	40.48	3	11666	
	10	94	23	71		94	16	1	94	92	4		68	26.67			
	11	36	8	27		36	7		35	35	4		27	30.77			
	12	75	16	57	1	73	13		73	72	4		54	30.00		2	
	13	70	20	50		69	3		70	68	1		50	30.56		1	
	14	12	8	4		12	1		12	12			4	25.25		6	
	16	52	18	32	2	50	9		50	50			32	20.68	11	5666	
	17	88	35	51		86	8		86	83			48	26.52		16	
	19	80	16	62		71	5		78	71	2	3	54	21.96			
	20	44	6	37		43	16	1	43	43	2		37	19.75			
	21	24	10	13		24	1		23	23			13	25.38			
	22	56	12	43		54	7	5	55	55	1		43	22.39			
	23	21	5	16		21	3		21	21	1		13	20.69		2	
	24	81	20	61		78	4		81	80	8		59	24.20		3	
	25	36	12	23		35	3		35	35	1		23	28.08		1	
	26	50	11	39		50	3		50	47	2		39	25.51	4	10125	
	27	94	25	69		91	2		94	94	4		67	37.19	3	6833	
	28	24	9	15		24		1	24	24			14	29.14	3	8666	
	29	62	26	36		62	2		62	62	2		35	30.91	3	5600	
	30	29	17	12		28	1		29	28			12	28.33	6	7166	
	31	53	14	39		45	4		53	51	1		37	27.13	1		

<sup>1</sup>For renter - occupied dwelling units and vacant nonseasonal not dilapidated units, for rent.  
<sup>2</sup>For owner - occupied dwelling units and vacant nonseasonal not dilapidated units, for sale only.

Table 3.—CHARACTERISTICS OF HOUSING FOR CENSUS TRACTS, BY BLOCKS: 1950—Con.

Census tract	Block	All dwelling units by occupancy and tenure					All dwelling units by condition and plumbing facilities			Occupied dwelling units			Contract monthly rent <sup>1</sup>		Value <sup>2</sup> of one-dwelling-unit structures			
		Total	Owner occupied	Renter occupied	Vacant non-seasonal not dilap., for rent or sale	Other vacant and non-resident	Number reporting	No private bath or dilap.	No running water or dilap.	Total	Persons per room		Occupied by non-white	Number reporting	Average monthly rent (dollars)	Number reporting	Average value (dollars)	
											Number reporting	1.51 or more						
4	1	51	21	29		1	51	1	1	50	50	1		27	29.14	6	7.000	
	2	40	8	32			39			40	39			32	25.65	1		
	3	52	13	38		1	47	1		51	48	1		36	31.05	2		
	4	2																
	5	18	3	15			18			18	15			15	29.66			
	8	53	12	41			52	2	1	53	52			38	36.57	2		
	9	55	19	36			54			55	54			35	31.74	2		
	10	23	12	11			21	3	3	23	22			11	29.63	3	6.500	
	11	53	22	31			46	1		53	53			31	31.09	9	8.000	
	12	24	11	13			24	2		24	23			13	29.61	3	7.000	
	13	3	1	2			3			3	3			2				
	14	119	37	79	2	1	118	9	6	116	116	4		77	26.74	5	7.100	
	15	65	22	43			63	10	10	65	65	1		39	23.79	4	6.500	
	16	51	18	33			50	6	6	51	51			33	30.69	5	20.200	
	18	29	8	21			27	2	2	29	28			21	32.47			
	19	124	55	68	1		122	8	5	123	121			66	29.30	18	7.583	
	20	45	20	24	1		43	2	2	44	44	1		24	33.16	6	8.000	
	21	63	22	40	1		63			62	61			41	32.21	8	7.112	
	22	39	13	26			34	3	3	39	36	1		21	31.61	1		
	23	63	19	44			55	2	2	63	62	1		39	32.00	6	8.166	
	24	44	12	31		1	43			43	43			30	39.63	4	10.000	
	25	67	17	50			67			67	67			49	31.08	5	11.400	
	27	40	15	23		2	38			38	38			21	41.57	6	10.833	
	28	46	19	27			45		1	46	44			27	42.03	3	8.666	
	29	39	16	23			39	1		39	39			23	40.47	6	9.833	
	30	14	7	7			14			14	14			7	24.28	4	8.250	
	31	32	18	14			32	1		32	32			14	26.50	9	9.111	
	5	1	59	18	41		52	2	1	59	59	2		41	20.95	6	5.666	
		2	65	19	46		65	9	4	65	65	3		46	20.60	8	5.687	
		3	8	3	5		8	3	3	8	8			5	18.60	1		
		4	111	3	109		2	110	95	95	109	108	1		108	22.00		
5		3	1	2			3	1	1	3	3			2		1		
6		18	10	8			18	6	5	18	18			7	21.14	1		
7		24	13	11			24	3	1	24	24			11	19.45	7	5.785	
8		51	20	29		2	49	1	1	49	47			27	21.85	9	5.333	
9		78	36	42			78	5		78	78	5		39	25.20	13	5.807	
10		12	3	9			12			12	12			9	22.11			
11		5	2	3			5		3	5	5			3	26.00	1		
12		26	7	19			26	3	3	26	26			18	23.94			
13		30	3	27			30			30	30	1		27	23.22	1		
14		39	15	24			39	1	7	39	39	1		27	28.20	5	6.666	
15		54	25	29			53	3		54	54	1		43	24.00	18	8.083	
16		76	28	46	1	1	74	1	1	74	73			38	30.20	5	8.400	
17		49	10	39			49	1	1	49	49			38	28.97	2		
18		35	10	25			34	2		35	35			25	27.36	2		
19		70	22	47	1		70			69	68			45	24.11			
20		74	16	56		1	58	5	1	74	69	2		44	24.40	4	6.750	
21		62	21	41			60	14		62	61	2		38	19.78	2		
22		42	13	29			41	15	12	42	42	2		27	20.55	3	5.666	
23		49	19	27			48	10	7	46	45	2		26	22.53	3	7.000	
24		56	6	50			56	23	22	56	56	2		49	22.95	1		
25		32	13	19			32	5	3	32	32	1		19	20.73	5	7.600	
26		84	25	58		1	84			83	81	2		57	25.17	8	9.562	
27		43	12	31		1	41			43	41			30	27.86	5	9.800	
28		45	10	35			44			45	44			34	26.38			
29		53	25	28			53	4		53	53	1		27	32.77	5	6.600	
30		24	13	11			24	1		24	24			11	35.27	8	10.875	
31		65	23	41		1	64	9	6	64	61			40	25.22	8	7.812	
32	72	24	48			71	10	5	72	71			46	24.47	13	7.423		
33	79	37	39		3	78	4		76	75	1		38	25.73	9	7.166		
34	103	35	65	1	2	102	5	2	100	99			65	27.26	2			
35	96	42	54			96	2	1	96	91	2		53	25.86	9	6.177		
36	90	28	62			89	5		90	90			60	25.13	10	4.780		
37	38	21	17			38	4	4	38	38	1		17	26.70	11	5.590		
38	21	12	9		4	21	1		21	21	2		9	29.55	7	5.714		
39	52	19	33			52	2	1	52	52	1	2	28	24.53	5	4.640		
6	1	111	14	95	2	108	3		109	103	4		88	32.92				
	2	57	19	37	1	53			56	50		8	37	32.05				
	3	91	17	74		89	37	34	91	87	3	4	73	29.04	1			
	4	54	18	36		53	11	9	54	54	2	5	34	22.73	4	7.875		
	5	28	12	16		28	2		28	28			16	22.75	2			
	6	78	22	55		77	7		77	77	7	7	54	23.83	3	4.833		
	7	56	19	35		55	2		54	54	6	1	35	24.14	4	5.750		
	8	60	10	46		58	9		56	56	3	5	46	24.19	3	5.333		
	9	10	1	9		10			10	10			9	20.44				
	10	135	61	74		135	16	1	135	135	4	1	74	25.89	27	7.025		
	11	146	58	88		145	11		146	146			86	24.70	12	9.750		
	12	119	30	88		119	13	11	118	118		1	86	29.10	6	7.666		
	13	127	35	92		125	12	10	127	127		1	90	31.58	3	8.666		
	14	71	25	46		71			71	71			44	29.43	1			
	15	89	37	52		85	5	2	89	89			51	31.62	3			
	16	87	24	63		87	2	8	87	87	3		60	30.65	3	12.333		
	17	40	5	35		38	6	6	40	39		1	34	26.44	1			

<sup>1</sup>For renter - occupied dwelling units and vacant nonseasonal not dilapidated units, for rent.  
<sup>2</sup>For owner - occupied dwelling units and vacant nonseasonal not dilapidated units, for sale only.

HOUSING—BLOCK STATISTICS

Table 3.—CHARACTERISTICS OF HOUSING FOR CENSUS TRACTS, BY BLOCKS: 1950—Con.

Census tract	Block	All dwelling units by occupancy and tenure					All dwelling units by condition and plumbing facilities			Occupied dwelling units			Contract monthly rent <sup>1</sup>		Value <sup>2</sup> of one-dwelling-unit structures		
		Total	Owner occupied	Renter occupied	Vacant non-seasonal not dilap., for rent or sale	Other vacant and non-resident	Number reporting	No private bath or dilap.	No running water or dilap.	Total	Persons per room		Number reporting	Average monthly rent (dollars)	Number reporting	Average value (dollars)	
											Number reporting	1.51 or more					Occupied by non-white
6	18	72	21	50		1	71	3	3	71	71	2	50	28.54			
	19	85	19	64		2	83	14	10	83	82	2	59	27.66			
	20	48	13	34	1		48	3		47	47		34	26.26	2	75.00	
	21	90	14	76			85	24	15	90	90	5	74	23.44	1		
	22	83	17	65		1	79	11	8	82	82	3	65	23.13	1		
	23	100	31	69			95	3	2	100	95	2	68	22.92	2	6228	
	24	70	19	51			70	8	1	70	70		50	24.66	2		
	25	48	23	24	1		48	6		47	47		24	22.20	1	6550	
	26	49	15	34			49	5		49	49	3	31	25.00	5	5600	
	27	27	7	19		1	26	1		26	26	1	19	20.47	2		
	28	14	6	8			13			14	14	1	8	26.25	2		
	29	97	29	67		1	96	6		96	95	5	61	23.70	4	8375	
	30	129	18	110			128	29	25	128	126	6	106	23.20	2		
	31	166	38	126	1	1	165	60	55	164	164	6	126	21.13	1		
	32	124	34	90			122	7	2	124	124	2	88	24.39	6	7583	
	33	150	37	111	1	1	149	27	16	148	148	1	111	23.22	6	6900	
	34	56	5	49		2	56	7	7	54	54	2	49	31.59	7		
	7	2	31		29		31	3	1	29	29	2	22	55.81			
		3	34	3	31		33	3	1	34	34	1	27	34.40	1		
		4	116	7	106	1	2	114	43		113	111	6	102	44.88	1	
		5	53	3	47	3		53	7	6	50	50	2	49	33.53	1	
		6	81	12	61	8		80	45	3	73	72	5	64	45.23	2	
		7	52	11	41			51	7	5	52	52	4	40	34.87	2	
		8	45	10	35			45	9	8	45	45	2	35	29.60	2	
		9	113	22	82	7	2	113	11	6	104	103	2	85	46.40	2	
		10	61	14	47			61	6		61	60		41	51.46	1	
		12	120	18	100	1	1	120	13		118	118		97	63.32	5	16000
		13	99	18	79	2		99	14	3	97	96	12	81	36.90	5	8400
		14	75	19	56			75	27	22	75	74	2	55	39.58	2	
		15	88	20	68			85	27	23	88	87	2	66	35.10	4	7500
		16	75	15	60			67	2	2	75	73	2	58	39.12	9	8722
		17	142	13	129			129	8	4	142	136	6	10	36.37	4	4875
		18	109	29	80			107	21	6	109	107	4	75	37.80	4	
		19	85	20	65			84	8	2	85	85	3	62	31.80	7	8842
20		54	21	33			52	26	25	54	52	2	32	27.43	2		
21		59	10	49			57	12	9	59	58	1	45	44.60	1		
22		307	10	296	1		297	13	4	306	299	4	287	53.42	3	13666	
23		128	15	111	2		128	14		126	125	17	111	41.81	4	11000	
24		31	4	27			29	7	1	31	30		25	46.72	1		
25		99	4	87			88	1		99	92	2	80	50.30	5	15600	
26		124	12	112	1		118			123	120	1	109	54.32	4	13500	
27		100	7	91	1		98	41	4	98	97	3	90	39.15	2		
28		55	5	46	3	1	54	6	4	51	51	4	44	39.65	2		
29		69	5	63	1		65	25	5	68	65	7	61	41.47	3	20000	
30		48	14	33			48	4	4	47	47		33	46.39	3	12166	
31		9	5	2			7			8	6		1		5	24600	
32		137	6	128	1	3	130	7	2	133	132	4	121	49.00	1		
33		108	16	90	2		104	7	1	106	103	6	84	30.19	4	14500	
34		71	9	68			65			71	71		66	44.74			
35		96	9	86	1		95	13	1	95	94	8	83	46.22	1		
8		1	52	13	39		48	1	1	52	51		35	47.22	2		
		2	13		12	1	12			12	11		7	48.85	1		
	3	68	24	44		64			68	66		42	51.90	4	15750		
	4	55	5	50		53			55	54		49	47.20	1			
	6	42	15	27		40	1	1	42	40	1	26	34.53	1			
	7	55	16	39		50			55	55		38	38.92	6	7866		
	8	32	5	26		31	1	2	31	30	1	26	36.15	1			
	9	60	12	48		59			60	58		47	48.70	1			
	10	49	12	32		48			49	46	1	32	41.53	2			
	11	61	8	53		60	1	1	61	55		52	52.20	1			
	12	16	7	9		14			16	15		9	48.88				
	13	13		13		13			13	13			11	44.34			
	14	31	10	21		31	7	7	31	31		19	32.26	2			
	15	124	37	84	2	1	123			121	119		91	34.52	4	6666	
	16	57	4	43			57	1		57	57		47	31.13	3	12250	
	17	102	24	77	1		102	1		101	101		77	38.92	4		
	18	80	28	58			79			80	79		55	36.89	1		
	19	40	19	21			40	1		40	40	6	32	23.65	3	11000	
	20	61	15	42			61	2	2	61	61		44	50.55			
	21	48	15	31		2	47	3		46	46		37	46.46	3	9000	
	22	58	10	48			58	1	1	58	58		42	33.72	2		
	23	23	5	18			22			23	23	2	11	28.93	2		
	24	43	4	39			40	8	6	43	43		37	37.50			
	25	105	4	99		2	105	8	2	103	103	1	96	28.44	1		
	26	94	9	83	1		91	6	5	92	90	7	81	30.33	1		
	27	19	5	14	1	1	19	5	5	19	19	2	13	11.07	2		
	28	63	3	49			60	6		62	61		48	20.92	4	5875	
	29	18	2	15		1	17	2		17	17	1	14	12.33	3	7833	
	30	33	8	26			33	2		33	33		24	10.54			
	31	46	17	29			46	6	4	46	45		33	16.24	4	7250	
	32	53	24	29			53	6	4	53	53	2	33	16.42	10	9600	
	33	42	17	25			42	4		42	42		28	15.88	5	9100	
	34	44	17	27			44	3	2	44	44		27	16.00	2		
	35	35	14	21			35			35	34	2	21	29.00	6	10083	

<sup>1</sup>For renter-occupied dwelling units and vacant nonseasonal not dilapidated units, for rent.  
<sup>2</sup>For owner-occupied dwelling units and vacant nonseasonal not dilapidated units, for sale only.



Table 3.—CHARACTERISTICS OF HOUSING FOR CENSUS TRACTS, BY BLOCKS: 1950—Con.

Census tract	Block	All dwelling units by occupancy and tenure					All dwelling units by condition and plumbing facilities			Occupied dwelling units			Contract monthly rent <sup>1</sup>		Value <sup>2</sup> of one-dwelling-unit structures	
		Total	Owner occupied	Renter occupied	Vacant non-seasonal not dilap., for rent or sale	Other vacant and non-resident	Number reporting	No private bath or dilap.	No running water or dilap.	Total	Persons per room		Number reporting	Average monthly rent (dollars)	Number reporting	Average value (dollars)
											Number reporting	1.51 or more				
8	36	41	30	11					41	41						
	37	29	17	12					29	29	1	1	11	30.81	19	7,852
	38	71	46	25			2	2	71	71	1	1	24	31.33	11	8,545
9																
	1	87	13	74					87	74	2		45	49.93	1	2
	2	55	13	42					55	53			40	46.15	2	2
	3	62	17	45					62	60			45	46.04	2	2
	4	52	7	43					52	50			41	48.39		
	5	131	3	127	1	2	1	1	131	128			124	54.58		
	6	64	22	41		1			63	63			39	44.12	1	2
	7	57	19	38		1			57	57			38	40.10	2	4
	8	88	23	65					88	87			63	46.69	4	10,250
	9	86	2	84					86	86			83	67.65		
	10	44	16	28					44	44			28	55.50		
	11	33	19	14					33	32			14	57.64	8	17,312
	12	48	24	24					48	48			24	50.87	11	17,681
	14	22	13	9					22	22			8	47.12	1	18,357
	15	53	29	24					53	53			23	53.73	10	19,300
	16	35	18	16					35	34		1	15	49.80	7	14,571
	17	35	18	17		1			35	35			15	48.86	6	14,250
	18	38	17	21					37	37			20	47.75	6	12,833
	19	34	19	15					34	34			15	51.66	7	17,000
	20	54	18	35		1			53	53			33	52.09	1	16,750
	21	29	12	17					28	28			17	52.11	4	15,000
	22	59	21	38					59	57	2		33	54.72	3	15,000
	23	26	8	18					26	23			17	51.35	1	1
	24	35	15	20					35	34			17	51.23	1	1
	25	35	17	17	1				35	34			16	48.87	5	9,800
	26	32	16	16					32	31	1		15	51.33	6	16,833
	27	33	17	16					33	33			16	51.12	8	14,375
	28	19	13	6					19	19			6	44.66	8	17,312
	29	12	8	4					12	12			4	45.00	7	15,857
	31	35	17	18					34	35			17	55.47	8	12,687
	32	69	8	61					65	69			57	52.61	1	1
	33	99	8	85	4	2			91	89		1	80	53.82	1	1
	34	55	16	39					55	55			37	54.10	6	13,333
35	96	24	72					91	94			68	54.51	6	16,666	
36	134	21	111	2				112	128	14	1	102	53.93	2	2	
37	73	14	59					70	73			56	49.98	3	20,333	
10	1	1														
	2	73	27	45					72	72		1	41	47.68	12	15,333
	3	87	25	60	1	1			86	84			57	54.50	12	14,000
	4	16	10	6					15	15			6	50.33	7	29,142
	5	25	19	6					25	25			6	52.66	14	20,142
	6	58	37	21					58	58		1	21	56.28	19	13,415
	7	62	37	25					62	61			24	47.37	19	14,815
	8	40	17	23					40	40			22	52.00	13	18,423
	9	24	16	8					24	24			7	51.42	13	15,184
	10	35	17	18					34	34			17	54.17	6	17,500
	11	36	16	18	1	1			34	34			18	54.11	8	12,262
	12	35	27	8					35	35			8	60.50	21	14,428
	13	25	24	1					24	24			1	15,760	23	13,459
	14	58	45	13					58	58			13	49.46	23	13,456
	15	78	44	34					78	78			34	49.29	23	19,000
	16	91	51	40					90	91	1		34	54.81	24	15,854
	17	65	40	25					65	64			21	51.76	24	18,277
	18	33	19	14					33	33			14	50.71	12	18,500
	19	20	20						20	20			1	18,500	18	18,388
	20	19	19						18	18					18	23,600
	21	14	12	2					14	14			2		35	14,714
	22	40	36	4					40	40			4	54.75	6	13,416
	23	6	6						6	6					17	23,058
	24	18	18						17	18					17	29,000
	25	19	17	2					19	19			2		28	25,571
	26	29	29						29	29					21	20,857
	27	22	21	1					22	22					21	19,909
	28	52	33	19					52	51			19	60.52	22	22,809
	29	25	22	3					25	25			3	90.00	21	22,809
	30	24	23	1					24	22			1		20	19,850
	31	17	13	4					17	17			3	55.00	11	15,590
	32	22	19	2		1			21	20			2		19	17,394
	33	26	26						26	26			1		23	18,534
34	51	30	21					50	50			21	52.90	14	13,928	
37	25	9	16					25	25			16	48.12	2	2	
38	16	16						16	16					16	22,500	
39	8	8						8	8					6	20,500	
40	25	23	2					24	25			2		23	19,521	
41	12	11	1					12	11					11	23,727	
42	7	7						7	7					7	22,142	
43	181	35	145		1			179	180	5	4	139	43.03	27	19,407	
11	1	47	41	6				45	47			5	43.40	37	17,932	

<sup>1</sup>For renter - occupied dwelling units and vacant nonseasonal not dilapidated units, for rent.  
<sup>2</sup>For owner - occupied dwelling units and vacant nonseasonal not dilapidated units, for sale only.

HOUSING—BLOCK STATISTICS

Table 3.—CHARACTERISTICS OF HOUSING FOR CENSUS TRACTS, BY BLOCKS: 1950—Con.

Census tract	Block	All dwelling units by occupancy and tenure				All dwelling units by condition and plumbing facilities			Occupied dwelling units				Contract monthly rent <sup>1</sup>		Value <sup>2</sup> of one-dwelling-unit structures			
		Total	Owner occupied	Renter occupied	Vacant non-seasonal not dilap., for rent or sale	Other vacant and non-resident	Number reporting	No private bath or dilap.	No running water or dilap.	Total	Persons per room		Occupied by non-white	Number reporting	Average monthly rent (dollars)	Number reporting	Average value (dollars)	
											Number reporting	1.51 or more						
11	2	47	44	2	1				47	46	46					44	21,295	
	3	32	29	3					32	32	32					27	16,548	
	4	73	39	34			1	1	70	73	73		1	33	90.30	39	17,384	
	5	19	19						19	19	19					19	15,736	
	7	2	3						3	3	3					3	15,166	
	8	3	3						3	3	3					2		
	9	2	3						3	3	3							
	11	2																
	12	1																
	13	29	29						29	29	28					29	16,224	
	14	13	12	1					12	13	12					12	15,916	
	15	9	8	1					9	9	9			1		8	16,437	
	16	3	3						3	3	3					3	25,000	
	17	8	8						8	8	8					8	25,375	
	18	24	24						24	24	24					24	23,291	
	19	167	36	130	1				165	166	165			1.29	85.93	32	15,078	
	12	1	1															
		2	13	10	2		1		11	12	12			2		10	6,970	
		3	4	3			1		3	3	3					3	5,833	
4		7	6	1				7	7	7					6	6,983		
5		8	6	2				8	8	8				2	5	8,600		
6		2																
8		10	6	4				9	10	10	10			4	27.50	5	9,400	
9		2																
10		2																
11		3		1				3	3	3	3					1		
13		32	32						32	32	32					32	14,109	
14		20	20						20	20	20					20	13,075	
15		11	11						11	11	11					11	14,545	
16		8	7	1				8	8	8	8			1		5	10,100	
17		10	10						10	10	10					9	10,055	
18		13	13						13	13	13					13	11,692	
19		23	21	2					22	23	22					21	12,761	
20		21	21						21	21	21			1		21	12,976	
21		11	11						11	11	11					11	10,590	
22		8	4	4				8	8	8	8			2		4	12,375	
23		36	33	3				36	36	36	36			3	76.66	32	11,062	
24		11	9	2				11	11	11	11					9	14,055	
25		13	13					13	13	13	13					13	12,923	
26		25	22	3				24	25	24	24			1	41.00	19	12,078	
28		294	6	287	1			294	1	293	293	1	37	28.6	54.72	1		
30		3	3	2				3	3	3	3					1		
31		6	5	1				6	6	6	6					5	10,540	
32		57	1	56				57	57	57	57	4		55	40.14	1		
33		156	1	155	1			156	155	155	155	1	37	15.55	39.63			
35		106	13	93				106	106	106	106	1		9.2	38.26	8	7,875	
36		5	3	2				5	5	5	5			2		2		
37		26	22	4				25	26	25	25			3	74.00	21	9,490	
38		73	34	37	1	1		72	71	70	70			1	36	27	9,344	
39		19	12	7				18	19	17	17			6	43.83	9	11,444	
40		51	19	32				51	51	51	51			30	36.76	11	10,909	
41		11	8	3				11	11	11	11			3	37.66	5	15,300	
42	15	13	2				15	15	15	15			2		12	14,250		
43	25	17	8				25	25	25	25			1	40.25	14	12,221		
44	20	13	7				20	20	20	20			7	40.00	4	11,250		
45	18	11	7				18	18	18	18			7	37.42	7	9,714		
46	22	11	11				22	22	22	22			11	48.81	4	13,250		
47	41	19	21			1	40	40	40	40			20	36.25	6	11,633		
48	55	31	24				55	55	55	55			24	41.79	18	11,138		
49	62	25	37				62	62	62	62			37	42.94	12	15,791		
50	51	29	22				51	51	51	51			22	42.22	10	10,900		
51	51	22	29				50	51	50	50	1		27	38.25	1			
52	111	31	79			1	110	110	110	110	1	1	77	40.94	6	10,500		
13	4	2																
	5	1																
	8	15	11	4				15	15	15			3	38.33	10	11,210		
	9	15	13	2				15	15	15			2		12	12,541		
	10	19	9	10				18	19	19			10	37.00	5	12,800		
	11	16	9	7				16	16	16			7	31.85	3	16,668		
	15	1																
	17	7	4	3				7	7	7			3	42.00	3	21,000		
	18	12	6	6				12	12	12	12			6	34.66	4	13,375	
	19	7	5	2				7	7	7			2		4	12,675		
	20	20	9	10			1	20	19	19			9	27.00	6	11,666		
	21	45	23	21	1			45	44	44	44			20	40.05	6	11,750	
	22	99	17	80			2	97	97	97	97			74	48.70	17	17,666	
	23	11	7	4				11	11	11	11			4	41.25	12	12,800	
	24	6	4	2				6	6	6	6			2		3	13,333	
	25	25	9	15			1	24	24	24	24	1		15	28.33	3		
	26	31	10	20			1	31	30	30	30			20	37.55	3	10,800	
	28	9	6	3				8	9	9	9			2		3	8,333	
	29	15	1	14				15	15	15	15			14	41.28			
	30	8	2	6				8	8	8	8			6	26.83	1		

<sup>1</sup>For renter-occupied dwelling units and vacant nonseasonal not dilapidated units, for rent.  
<sup>2</sup>For owner-occupied dwelling units and vacant nonseasonal not dilapidated units, for sale only.

Table 3.—CHARACTERISTICS OF HOUSING FOR CENSUS TRACTS, BY BLOCKS: 1950—Con.

Census tract	Block	All dwelling units by occupancy and tenure					All dwelling units by condition and plumbing facilities			Occupied dwelling units			Contract monthly rent <sup>1</sup>		Value <sup>2</sup> of one-dwelling-unit structures		
		Total	Owner occupied	Renter occupied	Vacant non-seasonal not dilap. for rent or sale	Other vacant and non-resident	Number reporting	No private bath or dilap.	No running water or dilap.	Total	Persons per room		Occupied by non-white	Number reporting	Average monthly rent (dollars)	Number reporting	Average value (dollars)
											Number reporting	1.51 or more					
13	31	11	4	7					11	11	1		7	34.28			
	32	13	7	6					13	13			6	25.83	4	100.00	
	33	27	11	16					27	26			16	26.81	8	73.12	
	34	31	20	11					31	30			11	30.36	13	104.61	
	35	7	7						7	7					7	23,928	
	36	37	20	17					37	35			16	47.25	12	10,625	
	37	9	4	5					9	9	1		5	22.60	3	79.00	
14	2	2		4					6	6	1		4	20.25	2		
	3	6	2	3					5	5			2		2		
	4	5		6					5	5			2		7	11,785	
	6	21	15	3					21	21			6	29.00	6	20,916	
	7	7	5		1	1	1		7	5		1	1		2		
	8	3	2	1					3	3							
	9	2							2	2							
	10	6	6						6	6					5	27,400	
	11	5	3		2				5	3					5	24,400	
	12	28	27			1			27	25					26	20,146	
	13	32	32						32	32					31	18,741	
	14	38	37	1					38	36					33	21,848	
	15	30	30						30	29					29	25,758	
	16	40	31						40	40			9	72.33	25	25,120	
	17	10	1	9					10	10			9	56.55			
	18	15	14	1					15	15			9		14	14,071	
	19	9	9						9	9			9	57.66			
	20	13	13						13	13	1				13	24,615	
	21	10	10						10	10					10	24,700	
	23	5	3	2					5	5			2		1		
	24	1							1	1	1	1	1		27	18,407	
	25	30	29	1					30	30					26	18,011	
	26	72	41	31					72	71			31	50.83	23	21,173	
	27	23	23						23	23					23	22,203	
	28	27	27						27	27					10	24,300	
	29	14	10	4					14	14			4	62.25	5	25,600	
	30	7	6	1					7	6			1		5		
	31	4	3	1					4	3			1	61.66	27	23,000	
	32	37	33	3					37	36			1		17	19,000	
	33	18	18						18	17			2				
	34	19	17	2					19	18					12	14,250	
	36	8	4	4					8	8			4	57.50	4	18,000	
	37	21	20	1					21	21					18	15,888	
38	66	32	34					66	66			1	34	35.29	12	9,083	
39	91	17	74					91	89		1	8	70	42.65	4	9,750	
40	62	21	41					62	62				41	38.48	3	27,666	
41	69	20	47					67	67				46	36.93	4	10,000	
42	162	58	104		1			161	159			98	46.46	17	11,870		
43	125	52	73		1			122	122			69	49.76	11	12,181		
44	67	30	37					65	67			37	60.86	6	13,666		
45	87	33	54					78	87			51	63.43	13	21,615		
46	102	49	53					102	101			51	39.74	14	24,500		
47	45	33	12					44	44			33	40.42	1			
48	59	27	32					58	59			32	35.53	8	10,375		
49	48	20	28					48	48			27	39.00	4	10,750		
15	2	79	32	46				76	76			1	40	34.07	4	7,450	
	3	37	7	30				37	37				17	36.52	1		
	4	72	32	38				67	70		1	8	30	25.33	10	6,850	
	5	58	32	25				58	57		1	1	25	27.24	13	8,961	
	6	40	23	26				33	39			2	23	27.86	2		
	7	40	19	21				39	40				21	31.42	3	7,333	
	9	19	9	10				19	19			2	10	31.20	3	3,833	
	10	2							2	2							
	11	12	8	4				12	12				4	27.50	5	6,700	
	12	55	19	35				55	54			1	34	25.58	8	7,875	
	13	47	21	25				47	46			4	25	33.76	6	10,250	
	14	78	47	30				78	77			2	29	36.27	26	12,242	
	15	13	7	6				13	13			1	6	31.66	2		
	16	53	27	26				52	53				25	33.72	15	9,553	
	17	38	19	19				37	38				18	36.88	13	10,538	
	18	49	33	15				46	48				13	35.30	24	12,312	
	19	32	14	18				31	32				18	33.50	5	8,800	
	20	7	5	2				7	7				2		4	10,250	
	21	69	29	39				67	68				39	26.20	13	10,023	
	22	58	18	37				57	55				35	30.40	6	5,833	
	23	40	21	19				39	40				17	28.29	16	7,750	
	24	67	18	47				67	65			1	47	45.36	6	9,416	
	25	19	13	6				19	19				4	25.00	6		
	26	27	7	20				27	27				18	32.05	1		
	27	20	10	10				14	16			1	7	29.42	1		
	28	24	8	16				23	24				16	33.75	5	8,000	
	29	40	19	21				40	39			1	1	25.35	9	7,833	
	30	35	15	19				34	34				1	25.50	6	8,000	
	31	68	22	45				65	67				1	31.52	6	8,750	
	32	60	26	33				60	59				1	37.40	9	7,944	
	33	79	28	50				77	78			1	50	28.66	3	6,000	

<sup>1</sup>For renter - occupied dwelling units and vacant nonseasonal not dilapidated units, for rent.  
<sup>2</sup>For owner - occupied dwelling units and vacant nonseasonal not dilapidated units, for sale only.

HOUSING—BLOCK STATISTICS

Table 3.—CHARACTERISTICS OF HOUSING FOR CENSUS TRACTS, BY BLOCKS: 1950—Con.

Census tract	Block	All dwelling units by occupancy and tenure					All dwelling units by condition and plumbing facilities			Occupied dwelling units				Contract monthly rent <sup>1</sup>		Value <sup>2</sup> of one-dwelling-unit structures	
		Total	Owner occupied	Renter occupied	Vacant non-seasonal not dilap., for rent or sale	Other vacant and non-resident	Number reporting	No private bath or dilap.	No running water or dilap.	Total	Persons per room		Occupied by non-white	Number reporting	Average monthly rent (dollars)	Number reporting	Average value (dollars)
											Number reporting	1.51 or more					
15	34	45	12	33					45	40			24	27.79			
	35	73	22	51				1	73	70	1		39	26.12			
	36	76	32	43	1				75	75			43	28.83	5	8,400	
	38	54	23	30		1			53	52			29	29.48	11	7,772	
	39	69	33	36				1	69	68			35	31.40	7	10,000	
	40	1															
	41	42	18	24					42	42			23	30.47	9	9,133	
	42	25	14	11					25	25			10	27.90	6	7,083	
	43	116	28	88					116	115			88	23.00	10	8,650	
	44	92	12	80					92	92	1	5	79	25.46			
	45	53	15	38					48	53	4	9	35	33.57	1		
	46	73	36	37					72	73	2	7	37	26.97	28	6,428	
	47	48	12	34	1	1			48	46	1	1	33	40.66	4	8,625	
	48	51	21	29					50	50			29	33.89	9	7,277	
	49	53	20	32					53	52			32	33.71	1		
	50	60	19	40					60	7	6		40	29.00	7	7,928	
	51	51	19	30					47	49	1	2	28	29.78	8	8,187	
	52	96	24	72					94	2	1	4	71	26.25	5	7,000	
	53	78	9	69					76	17	15	2	68	24.83	2		
	54	29	6	22					29	2			21	23.90			
	55	97	41	53					95	5		15	46	27.10	12	7,541	
	56	54	17	37					54	53	1	1	36	34.88	1		
	57	75	17	57	1				71	2	2		57	32.35	3	8,333	
	58	29	11	18					29	3	3		16	24.25	4	8,750	
	59	99	47	52					89	1	1	7	44	35.09	21	10,880	
16	2	110	37	73					106	36	36		7	30.31	13	6,461	
	3	89	16	73					86	17	12		3	30.88	1		
	4	77	16	61					68	6	2		7	25.27	2		
	5	48	15	32	1				48	7	6		3	35.45	6	9,583	
	6	2											1				
	7	126	30	96					125	12	10		3	23.92	7	4,928	
	8	58	10	48					56	6	6		6	25.32	1		
	9	70	28	42					70	33	32		1	26.97	13	4,515	
	10	44	17	25					39	4	4		3	29.90	5	4,240	
	11	1															
	12	50	16	34					49	25	24		2	26.67	6	6,083	
	13	326	13	310	3				317	35	35		2	33.50	3	5,333	
	14	130	19	97	1	13			105	44	40		14	23.67	4	8,075	
	15	103	24	79					100	1	1		8	26.18	3	7,333	
	16	28	14	14					28	7	7		4	21.07	10	4,800	
	17	43	19	44					62	33	3		7	21.59	11	4,636	
	18	42	13	28					41	18	18		4	22.00	5	6,500	
	19	55	11	43	1				55	40	17		3	16.86	4	5,750	
	20	124	28	95	1				117	49	7		9	36.90	7	9,500	
	21	246	13	227	4				231	18	10		8	34.05	3	9,166	
	22	72	6	66					70	7	1		8	25.95	2		
	23	83	10	73					75	43	39		5	26.12			
	24	18	7	15					18	18			1	28.46			
	25	88	24	64					87	10	2		1	29.67	5	9,200	
	26	86	19	65					83	21	5		5	33.86			
	27	97	18	79					91	23	16		6	26.02	1		
	28	2															
	29	125	37	88					122	31	20		7	32.77	13	5,661	
17	1	82	5	77					80	7			5	52.97	2		
	2	104	32	70	1				103	7	1		4	52.58	10	25,250	
	3	80	21	57					80	11			2	34.14	3	16,000	
	4	57	23	33					55	4			2	41.69	5	6,300	
	5	72	20	51					72	71			1	31.32	4	8,875	
	6	60	23	43					66	66			2	31.82	7	9,557	
	7	9							9	9			1	20.66			
	8	23	9	14					22	22			9	25.66	5	8,200	
	9	21	1	20					16	5			12	38.00			
	10	13	5	8					13	13			8	48.00	1		
	11	8							8	8			4	57.50	1		
	12	27	3	24					26	13	1		1	52.30			
	13	8	1	7					7	1			6	60.00			
	14	8							8	8			1	1			
	15	2							2	2			6	60.00			
	16	27	7	19					25	2	1		2	51.05	4	8,875	
	17	103	5	97					89	27	2		1	46.08			
	18	7	1	6					6	6			4	82.50			
	19	1															
	20	1															
	21	1															
	22	5		5					2	5			1				
	23	19		19					19	5			1				
	24	42		42					37	6			13	45.38			
	25	5		5					5	5			38	49.60			
	26	1							1	1			2				
	27	156	3	132	21				155	55	5		141	38.72			
	28	15	1	14					14	2			12	19.83			
	29	1															
18	1	1															

<sup>1</sup>For renter-occupied dwelling units and vacant nonseasonal not dilapidated units, for rent.  
<sup>2</sup>For owner-occupied dwelling units and vacant nonseasonal not dilapidated units, for sale only.

Table 3.—CHARACTERISTICS OF HOUSING FOR CENSUS TRACTS, BY BLOCKS: 1950—Con.

Census tract	Block	All dwelling units by occupancy and tenure					All dwelling units by condition and plumbing facilities			Occupied dwelling units			Contract monthly rent <sup>1</sup>		Value <sup>2</sup> of one-dwelling-unit structures		
		Total	Owner occupied	Renter occupied	Vacant non-seasonal not dilap., for rent or sale	Other vacant and non-resident	Number reporting	No private bath or dilap.	No running water or dilap.	Total	Persons per room		Number reporting	Average monthly rent (dollars)	Number reporting	Average value (dollars)	
											Number reporting	1.51 or more					Occupied by non-white
18	2	3							3	3							
	4	3							3	3							
	5	1							1	1							
	6	1							1	1							
	7	1							1	1							
	8	1							1	1							
	9	1							1	1							
	10	1							1	1							
	11	1							1	1							
	12	1							1	1							
	13	1							1	1							
	14	1							1	1							
	15	1							1	1							
	16	1							1	1							
	17	1							1	1							
	18	1							1	1							
	19	1							1	1							
	20	1							1	1							
	21	1							1	1							
	22	1							1	1							
	23	1							1	1							
	24	1							1	1							
	25	1							1	1							
	26	1							1	1							
	27	1							1	1							
	28	1							1	1							
	29	1							1	1							
	30	1							1	1							
	19	1	5	3	2					5	5						
		2	2							2	2						
3		12	5	7	1	1	1	2	2	2							
4		2	2	1					2	2							
5		2	1	1					2	2							
6		2	1	1					2	2							
7		2	1	1					2	2							
8		2	1	1					2	2							
9		2	1	1					2	2							
10		2	1	1					2	2							
11		2	1	1					2	2							
12		2	1	1					2	2							
13		2	1	1					2	2							
14		2	1	1					2	2							
15		2	1	1					2	2							
16		2	1	1					2	2							
17		2	1	1					2	2							
18		2	1	1					2	2							
19		2	1	1					2	2							
20		2	1	1					2	2							
21		2	1	1					2	2							
22		2	1	1					2	2							
23		2	1	1					2	2							
24		2	1	1					2	2							
25		2	1	1					2	2							
26		2	1	1					2	2							
27		2	1	1					2	2							
28		2	1	1					2	2							
29		2	1	1					2	2							
30		2	1	1					2	2							
20	1	2	5	2	1	1			2	2							
	2	4	2	2					4	4							
	3	7	3	4					7	7							
	4	1	1	1					1	1							
	5	1	1	1					1	1							
	6	1	1	1					1	1							
	7	1	1	1					1	1							
	8	1	1	1					1	1							
	9	1	1	1					1	1							
	10	1	1	1					1	1							
	11	1	1	1					1	1							
	12	1	1	1					1	1							
	13	1	1	1					1	1							
	14	1	1	1					1	1							
	15	1	1	1					1	1							
	16	1	1	1					1	1							
	17	1	1	1					1	1							
	18	1	1	1					1	1							
	19	1	1	1					1	1							
	20	1	1	1					1	1							
	21	1	1	1					1	1							

<sup>1</sup>For renter - occupied dwelling units and vacant nonseasonal not dilapidated units, for rent.  
<sup>2</sup>For owner - occupied dwelling units and vacant nonseasonal not dilapidated units, for sale only.

HOUSING—BLOCK STATISTICS

Table 3.—CHARACTERISTICS OF HOUSING FOR CENSUS TRACTS, BY BLOCKS: 1950—Con.

Census tract	Block	All dwelling units by occupancy and tenure					All dwelling units by condition and plumbing facilities			Occupied dwelling units			Contract monthly rent <sup>1</sup>		Value <sup>2</sup> of one-dwelling-unit structures		
		Total	Owner occupied	Renter occupied	Vacant non-seasonal not dilap., for rent or sale	Other vacant and non-resident	Number reporting	No private bath or dilap.	No running water or dilap.	Total	Persons per room		Occupied by non-white	Number reporting	Average monthly rent (dollars)	Number reporting	Average value (dollars)
											Number reporting	1.51 or more					
21	1	13	3	10					13	13			9	14.55			
	2	90	27	62		1		6	89	89	2		59	21.08	4	7.625	
	3	35	8	26	1				34	34	1		27	23.77			
	4	58	6	51		1			56	57			50	22.34	1		
	5	86	22	64					82	86			60	20.23	4	7.500	
	6	63	21	41	1			2	62	62	4		42	21.14	1		
	7	11	3	8					11	11			8	23.12	1		
	8	33	3	27					33	33	3		4	18.62	1		
	9	65	10	55					64	65	5		3	17.35	1		
	10	47		38					47	47	1		9	15.76	2		
	11																
	12	67	8	59				4	67	67	2	12	59	16.18	3	5.000	
	13	100	20	78	1	1			100	98	2	4	77	19.61	2		
	14	114	23	90					113	113	5		85	18.31	2		
	15	57	20	36		1		2	56	56	3		34	23.55	3	7.000	
	16	34	8	25					34	33	1		26	18.65	3	6.000	
	17	47	4	42	1			10	47	47	1		41	19.26	1		
	18	57	15	46				5	59	61	1	1	46	21.15	5	6.000	
	19	61	10	47					54	57	1		46	25.60	2		
	20	59	3	56					59	59			55	24.32	2		
	21	116	29	87				1	114	115	2		82	27.26	2		
	22	81	16	64					80	80	1	3	62	21.70	1		
	23	73	9	63		1			73	72		4	62	20.04	2		
	24	185	6	176	1	2			177	182	8	37	176	18.00			
	25	54	7	46					53	53	3		47	19.68	4	3.875	
	26	332		332	1				323	332	3	7	325	33.90			
	27	69	9	60					67	69	3		60	15.73	1		
	28	70	11	59					70	70	2		56	16.75	3	5.000	
	29	76	10	65					75	75	2		63	15.74	1		
	30	71	5	65		1			69	67			63	23.36			
	31																
22	1	5		5				5	5				5	15.00			
	2	98	13	84	1			85	82	8		17	83	16.81	3	5.166	
	3	35	9	26					33	29	21		25	17.88	1		
	4	30	2	28					28	25			30	17.50			
	5	48	8	38					46	33	23		44	18.27			
	6	92	8	84		2			92	78	77		14	18.17			
	7	162	22	140					161	121	115		9	18.81	2		
	8	1															
	9	15		13					15	8	7		13	27.15			
	10	29	2	20		1			29	2	2		20	33.05			
	11																
	12	64	11	53					63	35	32		3	50	23.50		
	13	103	16	87					103	33	103			86	32.44	1	
	14	14	14						14	64	50			78	19.16	1	
	15	86	12	77		2	1		81	59	86		1	75	19.33	1	
	16	90	12	78					90	83	82		15	14.96	3	10.333	
	17	1															
	18	105	10	95					99	51	8		3	91	16.46		
	19	49	10	39					49	40	49		2	39	17.61		
	20	57	11	46					51	16	57		3	41	20.46		
	21	79	13	65					73	10	78			58	24.91	3	11.000
	22																
	23	58	9	49					55	12			4	44	35.61	2	
	24	58	15	41					56	47	47		1	35	29.22	2	
	25	20		20					19	19	19			19	18.52		
	26	36	4	32					36	15	6		5	30	21.13		
	27	79	5	73					78	33			8	71	23.74		
	28	58	12	45		1			58	9	1		5	43	23.72		
	29	52	9	43					47	21	2		3	38	22.52	1	
	30	90	10	79					90	39	1		5	77	19.57		
	31	41	10	30		1			41	23			2	28	18.67		
	32	24	4	19		1			23	17			5	20	20.00		
33																	
34	4		4					4	1			4	17.00				
35	47	6	40	1				47	37			5	41	16.43			
36	67	7	59		1			66	55			6	60	15.13			
37	34	2	32					34	30			1	29	16.65			
38	118	6	112					117	106	2		10	110	16.07			
39	113	12	101					112	73			7	99	16.69			
40	71	13	58					71	29	2		7	58	19.43			
41	55	11	44					55	15	2		10	41	20.29	1		
42	84	9	70					75	52	1		14	68	18.19			
43	44	7	36		5			43	16			3	37	20.70			
44																	
45	58	10	47		1			57	26	4		3	48	17.79	2		
46	35	6	29					35	16	11		4	28	18.92			
47	3		3					3	3			11	3	22.33			
48	5		5					5	5	5		1	5	15.80			
49	29	3	29					29	6			1	29	28.79			
50	3	1	2					3	1			1	2				
51	1							1									
52	52		52					52	1	1		4	50	24.32			
53	37		37					37	1			4	37	24.05			
54																	
55																	
56																	
57																	
58																	
59																	
60																	
23	1	2															
	2	49	13	35	1			49	3			2	34	26.14	4	5.500	
	3	53	26	27				52	5	1		26	29.23	6	7.083		
	4	34	10	24				34				23	30.00	1			

<sup>1</sup>For renter - occupied dwelling units and vacant nonseasonal not dilapidated units, for rent.  
<sup>2</sup>For owner - occupied dwelling units and vacant nonseasonal not dilapidated units, for sale only.

Table 3.—CHARACTERISTICS OF HOUSING FOR CENSUS TRACTS, BY BLOCKS: 1950—Con.

Census tract	Block	All dwelling units by occupancy and tenure					All dwelling units by condition and plumbing facilities			Occupied dwelling units				Contract monthly rent <sup>1</sup>		Value <sup>2</sup> of one-dwelling-unit structures		
		Total	Owner occupied	Renter occupied	Vacant non-seasonal not dilap., for rent or sale	Other vacant and non-resident	Number reporting	No private bath or dilap.	No running water or dilap.	Total	Number reporting	Persons per room 1.51 or more	Occupied by non-white	Number reporting	Average monthly rent (dollars)	Number reporting	Average value (dollars)	
23	6	29	14	14		1	27			28	26	2		14	25.78	4	8,250	
	7	70	24	46			70	10		70	70	2		46	25.52	4	9,500	
	8	45	11	34			45	8		45	45	3		33	23.42	2		
	9	64	27	37			64	4		64	64	2		36	24.41	4	9,250	
	10	70	29	39	2		70	5		68	68	2		41	21.65	1		
	11	77	14	53			76	8	6	77	77	6	1	60	18.71			
	15	80	26	53		1	78	21	20	79	78	1		51	24.39	3	6,000	
	16	46	18	28			45	5	1	46	45	1		27	26.29			
	17	61	26	33		2	60	5	1	59	59			33	24.48	1		
	18	49	14	34		1	49	9	5	48	48	1		32	23.06	3	8,666	
	19	86	28	57		1	86	11	5	85	85			55	24.83	2		
	20	23	7	16			23	3		23	23		2	16	21.00	3	6,000	
	22	1																
	23	4		3		1	4	2		3	3			3	15.00			
	24	11	4	7			11	1		11	11			7	28.14			
	25	13	5	8			13	3		13	13			8	27.12	4	6,000	
	26	51	16	33			49	13	8	49	49	1		32	25.12	4	6,950	
	27	57	16	39		2	55	8	3	55	55	1		39	21.51	3	4,333	
	28	72	24	48			71	29	11	72	72	1		46	24.63	1		
	29	58	18	39		1	58	3		57	57	1		39	23.51			
	30	47	20	27			47	1		47	47			26	27.07	2		
	31	43	14	29			41			43	41			27	26.22			
	32	123	34	90		1	123	54	37	124	124	6		88	19.43	5	5,900	
	33	58	9	49			56	14	8	58	57	1		45	19.22	1		
	34	5	1	4			1	1		5	5	2	3	4	16.00			
	35	10	3	7			10	6	2	10	10	1	1	7	17.57			
	36	37	11	26			35	13	4	37	36	1		24	18.33	1		
	37	64	16	48			64	15	1	64	64	4		44	19.88	1		
	38	46	17	29			44	1		46	45			28	21.32	1		
	39	60	23	37			60	4		60	60	1		36	23.88	3	5,833	
	40	89	17	70		2	87	25	22	87	87	3		62	18.38	3	7,666	
	42	44	14	30			43	3		44	43			29	26.31	2		
	43	48	16	32			48	4		48	47	2		32	26.96	2		
	44	28	10	16	2		28			26	25			18	23.44	2		
	48	25	5	20			24	2		25	25			19	24.68			
	49	8	1	7			8	6	6	8	8			7	16.00	1		
	50	4		4			4	4		4	4	2		4	14.50			
	51	28	3	25			28	13	11	28	28	1	6	25	19.08			
	52	45		45			40			45	43	1		43	27.51			
	53	6	1	5			6	5	5	6	6		3	5	17.20			
	24	2	46	18	28		46	3	2	46	46	2		27	25.70	4	9,500	
		3	61	24	37		60			61	61	2		37	24.10	5	5,700	
		4	36	11	25		36			36	36			25	31.84	1		
		5	68	19	47		68	4		66	66	1		48	28.50	3	5,666	
		6	51	22	27	1	1	50			49	48	1		27	28.55	3	4,333
		7	37	6	31			36	3	3	37	37	4		29	28.48	2	
8		85	13	72			83			85	85	1		70	26.82	1		
9		110	28	82			110	1		110	110	3		81	26.80	1		
10		12	3	9			12			12	12	1		9	24.66	1		
11		17		13			15	2		17	15			12	29.91			
12		79	27	51	1	1	79	1		78	78			50	32.08	8	6,000	
13		44	16	28			44	5	1	44	44	2		27	25.25	5	4,700	
15		16	6	10			15			16	15			9	29.22			
16		11	2	9			11			11	11			9	28.33	1		
17		35	11	24			35	1		35	35			24	24.33	2		
18		58	26	30	1	1	58		2	56	56	4		31	30.41	3	11,833	
19		40	12	27			40			39	39			28	29.64	1		
20		81	30	48		2	80	6		78	78			47	27.97	4	6,875	
21		106	36	66	1		104	16	3	104	104	1		65	24.12	7	7,314	
22		101	38	61		1	96	29	18	97	97	1		57	22.89	7	7,571	
23		99	41	57		1	93	24	21	98	98	3		57	23.10	9	6,288	
24		47	18	29			45	15	3	47	47	3	1	28	19.92	5	6,000	
26		18	9	9			18	4		18	18			13	22.32	3	7,666	
27		16	3	13			16	12		16	16			13	20.23			
28		42	11	30	1		42	19	1	41	40	5	3	30	17.73	2		
29		53	14	39			53	18	3	53	51	2		37	19.45	3	5,666	
30		33	11	21		1	33	16		32	32	2	2	21	18.23	2		
31		23	5	18			23	11		23	23	1		18	22.05	1		
32		139	44	95			128	57	25	139	133	2	6	89	21.50	3	3,466	
33		27	10	17			27	6	1	27	24	2		17	20.94	3	8,333	
34		52	19	33			43	4	1	47	47	1		30	28.86	7	4,857	
35		65	16	47		2	61	2		63	60	1		47	23.51	5	6,100	
36		60	24	36			58	7	1	60	60	1		33	24.09	7	4,514	
37		68	20	48			66	4		68	68			48	24.89			
38		71	5	51		1	69	20	1	70	70	1		51	20.58	2		
39		14	6	8			14	3		14	14			7	22.28			
40		62	23	39			60	6		62	62			35	23.60	6	5,866	
41		52	24	28			49			52	51			23	25.78	3	5,333	
42		75	24	51			73	6	1	75	74	3		29	24.31			
43		84	19	55			83	22	13	84	84	6		65	19.78	1		
44		96	25	71			93	41	14	96	93	4	12	71	17.80	2		
45		27	11	16			27			27	27			15	20.46	2		
46		7	1	6			7	1		7	7	2		6	30.33			

<sup>1</sup>For renter - occupied dwelling units and vacant nonseasonal not dilapidated units, for rent.  
<sup>2</sup>For owner - occupied dwelling units and vacant nonseasonal not dilapidated units, for sale only.

HOUSING—BLOCK STATISTICS

Table 3.—CHARACTERISTICS OF HOUSING FOR CENSUS TRACTS, BY BLOCKS: 1950—Con.

Census tract	Block	All dwelling units by occupancy and tenure					All dwelling units by condition and plumbing facilities			Occupied dwelling units			Contract monthly rent <sup>1</sup>		Value <sup>2</sup> of one-dwelling-unit structures		
		Total	Owner occupied	Renter occupied	Vacant non-seasonal not dilap., for rent or sale	Other vacant and non-resident	Number reporting	No private bath or dilap.	No running water or dilap.	Total	Persons per room		Number reporting	Average monthly rent (dollars)	Number reporting	Average value (dollars)	
											Number reporting	1.51 or more					Occupied by non-white
25	1	90	28	61		1	84	3	1	89	87	2	57	30.59	6	5,916	
	2	27	15	11		1	26	1		26	26		9	22.55	9	7,222	
	5	6	3	3			6			6	6		2		1		
	6	10		9		1	8			9	8		8	21.00			
	7	17	7	9		1	15	1		16	15		9	34.44	2		
	8	1															
	9	1															
	10	2															
	11	25	5	20			25	10	4	25	24	2	20	18.85	1		
	12	6	3	3			6			6	6	1	3	21.00	3	5,833	
	13	17	9	8			16	1	1	17	16		8	29.00	7	8,028	
	14	21	8	13			21	1		21	21		11	27.00	1		
	15	26	6	20			24	3		26	26		11	23.25	1		
	16	28	5	22		1	28			27	27	2	20	22.40	3	8,666	
	17	51	13	38			49	9	8	51	51	1	33	26.24			
	18	42	14	28			39	9	8	42	41		27	24.68	4	5,625	
	19	35	15	20			35	3	2	35	35		19	26.37	7	6,071	
	20	3		3			3			3	3		3	32.33			
	21	40	12	28			39			40	40		27	28.33	5	8,600	
	22	57	25	32			57			57	57	1	31	28.16	1		
	23	76	12	63		1	74	3	1	75	73	1	62	24.30			
	24	20	3	16			20			19	19		17	23.76			
	29	269	11	257	1		267	1	1	268	266	5	25	26.59	7	8,514	
	30	20	7	13			19	1	1	20	19		12	25.83	3	6,500	
	31	39	12	26		1	37			38	36		12	28.19			
	32	39	19	20			39			39	39		20	33.70			
	33	40	18	22			40			40	40		22	29.00	3	7,900	
	34	28	13	14		1	28			27	27		14	30.00		8,500	
	35	27	8	19			20			27	27		19	35.05	1		
	36	65	20	44		1	64	2	2	64	63	1	41	27.65			
	37	54	20	34			51			54	54		33	28.72	3	11,333	
	38	46	17	29			46			46	46		27	28.11	2		
	39	32	12	20			32			32	32		20	28.30	2		
	40	42	18	24			42			42	42		20	27.50	8	11,375	
	41	42	28	14			42	3		42	42		14	28.92	20	8,225	
	44	37	11	26			37			37	37		7	29.81	7	9,285	
	45	39	16	23			38			39	39	1	23	36.52	3	11,000	
	46	42	14	28			42			42	42		33	33.69	1		
	47	38	18	20			35			38	34	1	20	30.74	1		
	48	50	22	28			49			50	49	1	26	31.19	2		
	49	9	4	5			8			9	8		4	23.75	1		
	50	29	14	15			28			29	29		15	30.46	2		
	51	24	11	13			23			24	24		13	33.15	6	9,666	
	52	49	18	30		1	46	20	5	48	47	1	27	20.59	7	4,885	
	53	48	19	28	1		47	7	2	47	46	2	28	25.07	9	6,533	
	54	80	43	37			79	4		80	80	1	36	29.55	10	7,910	
	55	89	24	65			84	6		89	87	1	33	33.30	9	8,944	
	56	40	17	23			40	1		40	32	1	19	35.94	2		
	57	60	26	34			60	2		60	48	1	26	31.84	7	10,071	
	26	3	3	3			3	1	1	3	3					3	7,333
		4	2				4			4	4					4	7,250
		5	4	4			4			4	4						
		6	2				2			2	2						
		8	3	2	1		3			3	3			1		1	
		9	4	3	1		4			4	4			1		2	
		10	1					1			1	1					
		11	1					1			1	1					
12		12	9	3			11			12	12		3	27.00	7	7,285	
13		5	3	2			5			5	5	1	1		1		
14		10	6	4			9			10	10		4	34.50	3	35,666	
15		19	13	6			19			19	19	1	6	33.66	6	22,666	
16		9	6	3			8			9	9	1	3	33.33	4	11,750	
17		41	33	8			41			41	41	1	8	57.37	21	7,952	
18		10	10				10			10	10				10	7,650	
19		7	7				7			7	7				7	7,857	
20		14	12	2			14	2		14	14	1	2		10	7,450	
25		4	4				5			5	5				5	7,200	
26		1		2			2			2	2				1		
27		1					1			1	1						
28		1					1			1	1						
29		1					1			1	1						
30		114	80	33		1	112	3	3	113	113		33	71.81	73	14,486	
31		12	9	3			12			12	12		3	36.66	8	11,087	
32		25	20	5			25			25	25		5	37.00	18	12,583	
34		18	10	8			18	1		18	18		7	19.71	9	9,877	
35		15	8	7			15			15	15	1	6	34.66	7	8,928	
36		16	8	8			16			16	16		6	45.83	3	10,000	
37		23	14	9			23			23	23	1	9	33.77	7	7,114	
38		82	42	38	2		82			80	80		36	30.19	16	9,381	
39		73	40	33			72	5		73	73				19	7,289	
40		30	29	1			30	2		30	29	2	31	29.41	28	7,275	
41		29	28	1			29			29	29				26	8,773	
42		24	22	2			24			24	24				22	7,904	
43		16	13	3			15	2		16	16		3	40.00	12	8,608	

<sup>1</sup>For renter—occupied dwelling units and vacant nonseasonal not dilapidated units, for rent.  
<sup>2</sup>For owner—occupied dwelling units and vacant nonseasonal not dilapidated units, for sale only.



Table 3.—CHARACTERISTICS OF HOUSING FOR CENSUS TRACTS, BY BLOCKS: 1950—Con.

Census tract	Block	All dwelling units by occupancy and tenure					All dwelling units by condition and plumbing facilities			Occupied dwelling units			Contract monthly rent <sup>1</sup>		Value <sup>2</sup> of one-dwelling-unit structures		
		Total	Owner occupied	Renter occupied	Vacant non-seasonal not dilap., for rent or sale	Other vacant and non-resident	Number reporting	No private bath or dilap.	No running water or dilap.	Total	Persons per room		Occupied by non-white	Number reporting	Average monthly rent (dollars)	Number reporting	Average value (dollars)
											Number reporting	1.51 or more					
26	44	41	36	4		1	41	2	1	40	40	1	3	39.00	31	9,235	
	45	28	20	8			28	1	1	28	28		8	31.62	17	10,400	
	46	6	5	1			6			6	6		1		5	12,600	
	47	1					1			1	1						
	48	20	11	9			19	2		20	18		6	36.50	5	9,500	
	49	22	7	15			22	4		22	22	1	15	25.13	2		
	50	4	2	2			4	2		4	4		1				
	51	29	20	9			29	3		29	29		20	25.10	5	7,900	
	52	9	4	5			9	2		9	9		4	33.25	3	7,666	
	53	6	1	5			6	1	7	6	6	2	4	23.83	5	8,300	
	54	23	8	15			23	5	2	23	23	1	14	27.42	4	9,250	
	55	33	14	19			33	2	2	33	32		18	32.33	2		
	56	44	19	21			40	1		40	40		19	50.89	8	9,375	
	57	9	15	1			28	1	4	29	27		13	28.46	7	11,928	
	58	5	5				5			5	5						17,000
	59	1	1			2	1	4	2	1	1	1	1				10,500
	60	33	21	12			34	2	1	33	34		11	35.45	12	10,000	
	61	33	16	17			33	1	7	33	33	1	16	28.87	5	8,600	
	62	33	10	23			36	1	7	36	36		23	26.16	4	4,650	
	63	1	6	3		9	11	15	3	11	11	3	2	37.62	6	9,759	
	27	2	3	2			3	1		3	3		2			7	6,500
		3	1	1		1	1	1		1	1	2	2	20.80	3	7,166	
		4	15	3			5	4		5	5	1	4	23.73	2		
		5	15	5			3	1		3	3		2	24.66	2		
		6	9	2	7			3	2	1	6	6		2	28.24	8	8,250
		7	9	5	4			9	1		9	9		5	22.20		
8		2	1	1			2	1	1	2	2	1	9	25.88	11	7,954	
9		6	2	4			6	1	1	6	6		6	6.23	6	8,300	
10		2	1	1			2	1	1	2	2		8	28.25	10	8,071	
11		2	1	1			2	1	1	2	2		1	26.09	7		
12		2	1	1			2	1	1	2	2		1				
13		4	1	3			4	1	1	4	4	2	3	27.38	6	7,916	
14		5	2	3		1	5	1	1	5	5	2	2	32.09	8	6,000	
15		3	1	2			3	1	1	3	3	3	3	23.87	3	7,333	
16		4	1	3			4	1		4	4		4				
17		1	1				1			1	1	1	1	27.66	7	8,214	
18		7	3	4			7	1		7	7		3	29.33	3	11,333	
19		4	3	1		1	4	1		4	4	1	3	29.91	17	8,058	
20		4	2	2			4	1		4	4		4				
21		3	1	2		2	3	1		3	3		1	31.50	2	9,714	
22		3	1	2			3	1		3	3		5	41.00	7		
23		4	1	3			4	1	1	4	4		3	30.00			
24		11	8	3			10	1	1	11	10		2		5	7,400	
25		9	15	2			3	2		9	3	2	20	27.20	9	9,888	
26		11	7	4			11	1		11	11		5	26.00	1		
27		10	12	8			19	1		20	20		8	35.62	10	9,900	
28		14	16	17		1	33	2	1	33	33	2	15	24.80	6	10,333	
29		8	3	5			8	1	1	8	8		5	29.20	2		
30		11	3	8			11	1	1	11	11		7	28.14			
31		3	2	1			3			3	3		1				
32		10	5	5			10	1		10	10		5	22.00	1		
33		13	5	8			13	1	1	13	13	2	8	33.75	2		
34		15	9	6			15	1	1	15	15	1	5	29.60	5	10,400	
35		10	12	7			19	1		19	19	1	6	29.50	6	9,566	
36		20	10	10			20	1	1	20	19	1	10	32.50	5	9,360	
37		7	1	6		2	7	1	1	5	5		4	49.50			
38		2					2			2	2						
39		16	7	9			16	1		16	16		8	28.00			
40		2	2				2			2	2		2			1	
41		5					5			5	5						
42		2	3				2			2	2						
43		2	6	2			2	1		2	2	1	2	25.59	2		
44		2	2	1			3			3	3		1		1		
45		1	2	1			3			3	3	1	1			1	
46		1	1				1			1	1						
47		1	1				1			1	1						
48		1	1				1			1	1						
49		1	1				1			1	1						
50	1	1				1			1	1							
51	1	1				1			1	1							
52	1	1				1			1	1							
53	1	1				1			1	1							
54	1	1				1			1	1							
55	1	1				1			1	1							
56	1	1				1			1	1							
57	1	1				1			1	1							
58	1	1				1			1	1							
59	1	1				1			1	1							
60	5	4	2			5	2	2	6	6	1	2		3	8,833		
61	10	10	1			10	7		10	10		7		7	10,142		
62	52	35	15			51	1		50	49		11	32.54	25	9,568		
63	33	11	12			23	2		23	22		12	40.33	4	8,250		
64	33	38	19		1	59	2		57	54		16	41.43	29	10,448		
65	28	21	7			28	2		28	28		7	32.00	12	10,875		
66	5	2	3		2	5	2		5	5		2	34.88	13	9,307		
67	2	6	6			2	1		2	2		6	33.33	18	10,877		
68	1	1	1			1			1	1		9	33.11	3	6,966		
69	3	3	5		1	3	1	1	3	3		4	27.25				
70	34	2	5			34	1		34	34		5	35.80	23	8,456		
71	4	2	1		1	4	1	1	4	4	1	1	34.11	14	8,857		
72	6	4	2			6	2	2	6	6	1	2		3	8,833		
73	10	10	1			10	7		10	10		7		4	7,300		
																9,875	

<sup>1</sup>For renter - occupied dwelling units and vacant nonseasonal not dilapidated units, for rent.  
<sup>2</sup>For owner - occupied dwelling units and vacant nonseasonal not dilapidated units, for sale only.

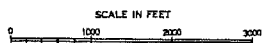
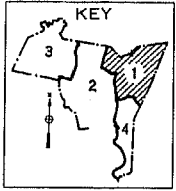
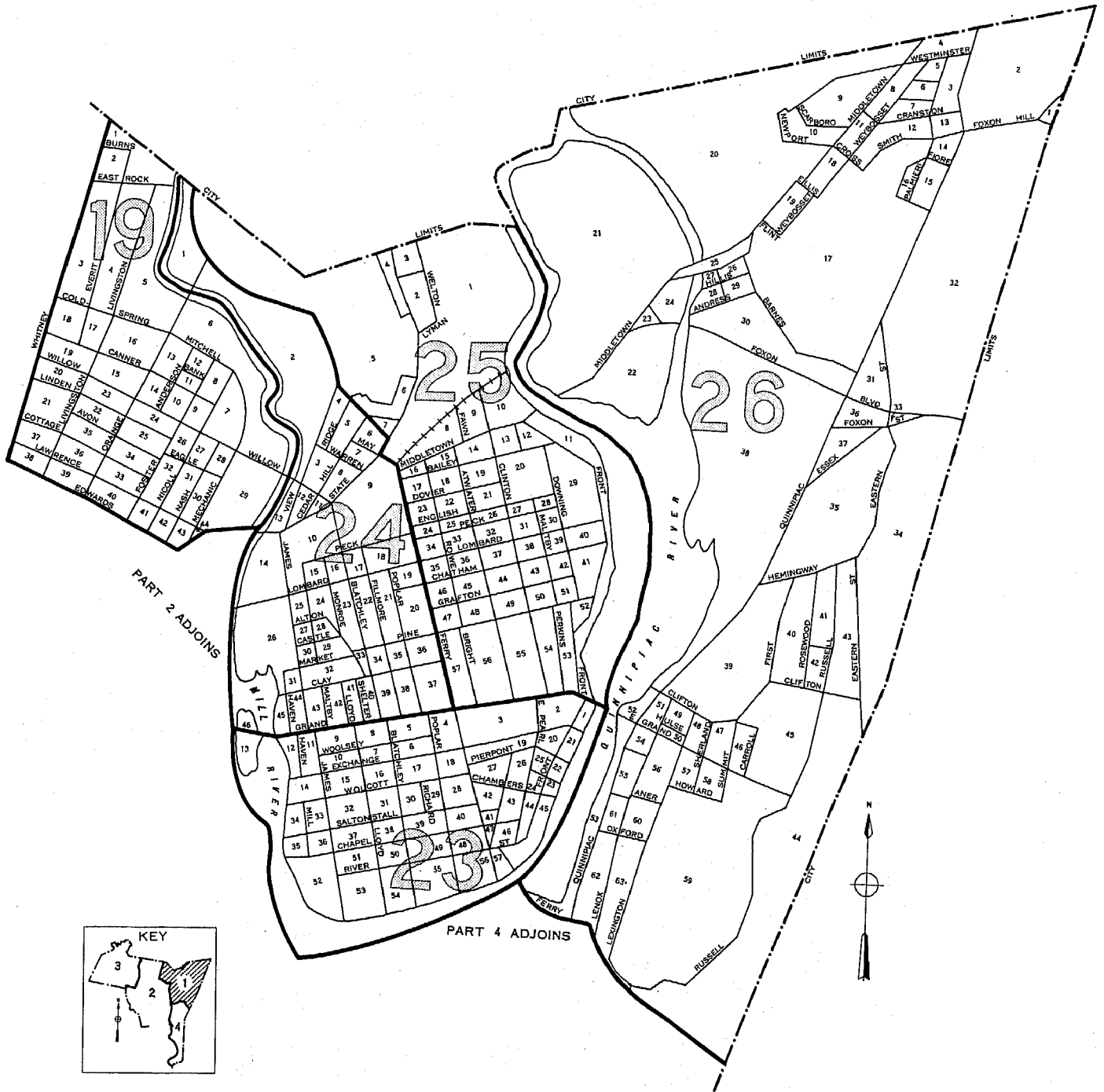
## HOUSING—BLOCK STATISTICS

Table 3.—CHARACTERISTICS OF HOUSING FOR CENSUS TRACTS, BY BLOCKS: 1950—Con.

Census tract	Block	All dwelling units by occupancy and tenure					All dwelling units by condition and plumbing facilities			Occupied dwelling units			Contract monthly rent <sup>1</sup>		Value <sup>2</sup> of one-dwelling-unit structures		
		Total	Owner occupied	Renter occupied	Vacant non-seasonal not dilap., for rent or sale	Other vacant and non-resident	Number reporting	No private bath or dilap.	No running water or dilap.	Total	Persons per room		Occupied by non-white	Number reporting	Average monthly rent (dollars)	Number reporting	Average value (dollars)
											Number reporting	1.51 or more					
28	NR 1	1															
	2	21	19	2		21			21	21			1		18	11,000	
	3	18	17			17	1	1	18	18					16	13,743	
	4	9	7	1		8			8	8					7	13,285	
	5	19	17	2		17			19	17					17	13,070	
	6	15	14	1		15	1	1	15	15			1		13	12,907	
	7	9	9			9			9	9					9	15,611	
	8	13	13			13	1	1	13	13					11	20,318	
	9	21	21			19			21	20					18	16,388	
	10	13	12	1		13			13	13			1		11	15,863	
	11	22	21	1		20			22	20			1		18	12,061	
	12	13	12	1		13			13	12					9	15,888	
	13	70	63	7		70	6	5	70	69	4		3	88.33	59	14,008	
	14	4	3	1		4			4	4			1		3	7,500	
	17	4	3	1		4	2	1	4	4			1		1		
	18	1															
	20	11	7	4		11			11	11			3	69.33	6	11,333	
	21	10	9	1		10			10	10			1		8	11,187	
	22	30	25	5		29			30	30			4	41.25	17	12,500	
	23	34	25	9		34	1	1	34	34			9	38.22	16	11,687	
	24	18	11	7		18			18	18			5	64.40	10	11,150	
	25	16	12	4		16			16	16			4	58.75	10	10,400	
	28	8	6	2		8			8	8					5	11,800	
	29	25	22	3		25			25	25			3	53.33	21	11,942	
	30	10	8	1		9			9	8			1		7	10,857	
	31	4	4		1	4			4	4					4	14,125	
	32	24	20	4		24			24	24			4	47.75	18	12,166	
	33	16	11	5		16			16	16	1		4	35.75	5	9,200	
	34	47	29	17	1	45	1	1	46	44			17	48.47	20	14,400	
	35	7	5			7	1	1	7	7			5	24.40	1		
	36	17	11	6		16			17	17			5	34.60	8	13,312	
	37	11	9	2		11			11	11			2		9	9,000	
	38	10	8	2		10			10	10			2		8	20,062	
	39	11	10	1		11			11	11					10	9,800	
	40	31	24	7		29			31	30			7	39.42	20	14,475	
	41	29	23	6		29	1		29	29			6	33.66	20	11,700	
	42	16	12	4		15		1	16	15			3	43.00	11	11,181	
	43	11	8	3		11			11	11			3	30.00	6	10,083	
	44	19	18	1		19			19	19			1		15	12,066	
	45	13	11	2		13			13	13			2		11	11,636	
	46	25	18	7		25			25	25			6	42.00	18	11,138	
	47	35	25	10		35			35	35			9	37.00	17	13,852	
	48	6	4			6			6	6			2		3	11,166	
	49	2															
	51	6	6			6			6	6					6	12,166	
	52	11	8			11			11	11					8	11,937	
	53	16	14	2		16			16	16			2	40.00	12	11,958	
	54	2															
	55	30	19	7		28	3	3	26	23			6	66.66	11	11,454	
	56	27	18	9	4	27	1	1	27	27			8	46.00	15	12,833	
	57	1															
	58	12	12			12			12	12					12	10,791	
	59	24	24			24			24	24					23	11,391	
	60	19	14	5		17			19	19			4	34.25	10	12,600	
	61	14	8	6		14			14	14	1		6	43.50	5	9,200	
	62	13	4	3		8			7	7			3	35.66	3	7,666	
	63	13	10	3	6	13			13	13			3	39.33	8	10,125	
	64	18	17	1		18		4	18	18			1		15	10,566	
	65	11	9	2		10		2	11	10			2		6	10,500	
	66	15	4	10	1	15	4	3	14	14			8	23.00	2		
	67	9	1	5	3	7		3	6	6			4	20.50			
	70	1															
	71	1															
	72	1															
	73	2															
	74	20	14	6		20	1		20	20			6	27.00	8	9,312	
	75	6	5	1		6			6	6			1		4	8,575	
	76	17	9	8		17	1		17	17			6	40.00	8	8,250	
	77	10	9	1		10	1	1	10	10					7	9,928	
	78	11	7	3	1	11		2	10	10			3	25.33	5	7,900	
	79	10	8	2		10			10	10			2		8	11,625	
	80	22	11	7	4	21			18	18			7	43.85	4	11,750	
	81	2															

<sup>1</sup>For renter - occupied dwelling units and vacant nonseasonal not dilapidated units, for rent.<sup>2</sup>For owner - occupied dwelling units and vacant nonseasonal not dilapidated units, for sale only.

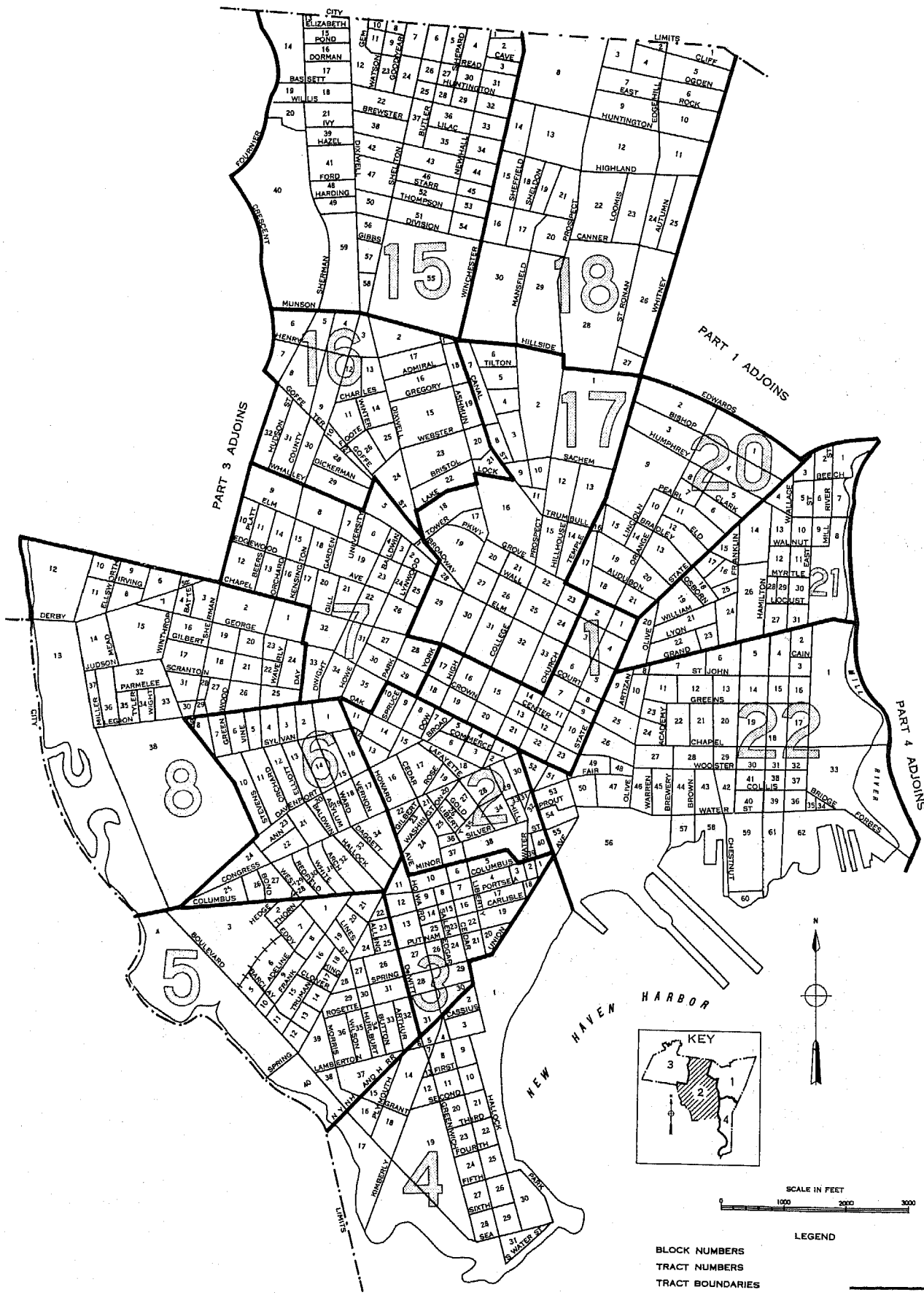
NEW HAVEN, CONNECTICUT, BY CENSUS TRACTS AND BLOCKS: 1950  
PART 1 OF 4 PARTS



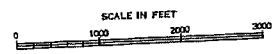
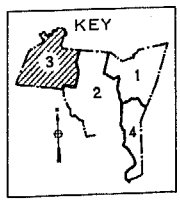
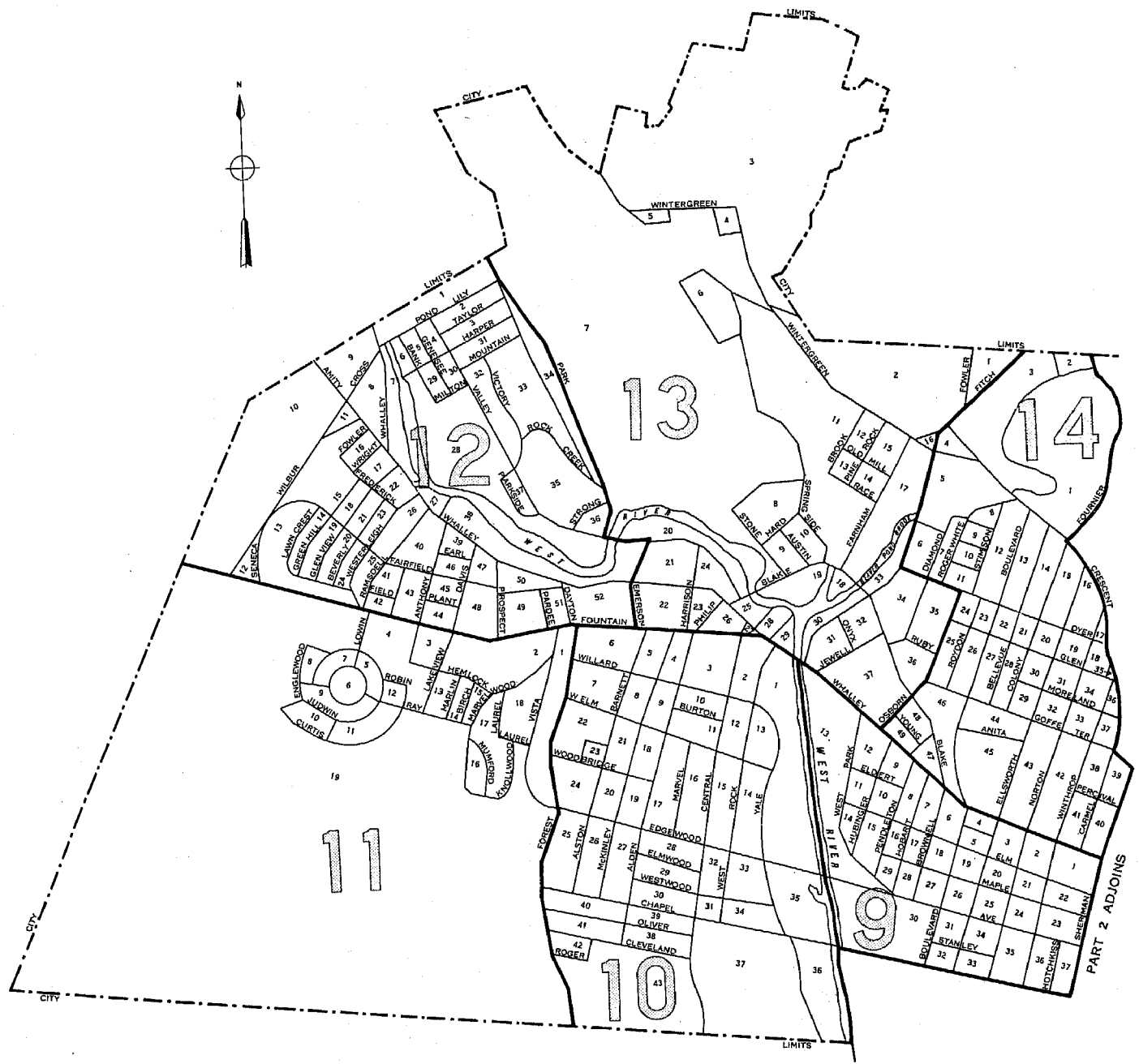
LEGEND  
 BLOCK NUMBERS  
 TRACT NUMBERS  
 TRACT BOUNDARIES  
 U.S. DEPARTMENT OF COMMERCE, BUREAU OF THE CENSUS

NEW HAVEN, CONNECTICUT, BY CENSUS TRACTS AND BLOCKS: 1950

PART 2 OF 4 PARTS



NEW HAVEN, CONNECTICUT, BY CENSUS TRACTS AND BLOCKS: 1950  
 PART 3 OF 4 PARTS



LEGEND

BLOCK NUMBERS  
 TRACT BOUNDARIES  
 U.S. DEPARTMENT OF COMMERCE, BUREAU OF THE CENSUS

