



**BLOCK STATISTICS**  
**QUEENS BOROUGH**  
**NEW YORK CITY**

*Prepared under the supervision of*

**CORRECTIONS**

U. S. Bureau of the Census, U. S. Census of Housing: 1950  
Volume V, Block Statistics,  
Part 129, Queens, Borough, New York City

Page 3 (table 2) - In Census Tract 2 the "Average monthly rent" should be \$46.15, not \$8.09, and the "Average value of one dwelling unit structures" should be \$9,565, not \$80,000.

In Census Tract 5 the "Average monthly rent" should be \$22.39, not \$2.46.

In Census Tract 29 the "Average monthly rent" should be \$35.03, not \$18.13.

Page 4 (table 2) - In Census Tract 132 the "Average monthly rent" should be \$51.20, not \$14.84.

**UNITED STATES CENSUS of HOUSING : 1950**  
U. S. DEPARTMENT OF COMMERCE      BUREAU OF THE CENSUS  
CHARLES SAWYER, Secretary      ROY V. PEEL, Director



**BLOCK STATISTICS**

**QUEENS BOROUGH**

**NEW YORK CITY**


*Prepared under the supervision of*  
Howard G. Brunsman, Chief  
*Population and Housing Division*

1950 HOUSING CENSUS REPORT

VOLUME V, PART 129

UNITED STATES GOVERNMENT PRINTING OFFICE 1952

**BLOCKS • CENSUS TRACTS**





## BUREAU OF THE CENSUS

ROY V. PEEL, *Director*

A. ROSS ECKLER, *Deputy Director*  
HOWARD C. GRIEVES, *Assistant Director*  
CONRAD TAEUBER, *Assistant Director*  
MORRIS H. HANSEN, *Assistant Director for Statistical Standards*  
ROBERT Y. PHILLIPS, *Assistant Director for Operations*  
CALVERT L. DEDRICK, *Coordinator, International Statistics*  
FRANK R. WILSON, *Information Assistant to the Director*

### Population and Housing Division—

HOWARD G. BRUNSMAN, *Chief*  
WAYNE F. DAUGHERTY, *Assistant Chief for Housing*  
ROBERT B. VOIGHT, *Assistant Chief for Operations*  
HENRY S. SHRYOCK, Jr., *Assistant Chief for Population*  
EDWIN D. GOLDFIELD, *Program Coordinator*

Quality and Equipment Statistics—Robert C. Hamer, *Chief*  
Inventory Statistics—Carl A. S. Coan, *Chief*  
Developmental Programs—J. Hugh Rose, *Chief*  
Residential Financing—Junia H. Honnold, *Chief*  
Territories and Possessions—Joel Williams, *Chief*  
Statistical Sampling—Joseph Steinberg, *Chief*  
Statistical Procedure—Morton A. Meyer, *Chief*  
Processing Operations—Milton D. Lieberman, *Chief*

Administrative Service Division—WALTER L. KEHRER, *Chief*  
Agriculture Division—RAY HURLEY, *Chief*  
Budget Officer—CHARLES H. ALEXANDER  
Business Division—HARVEY KAILIN, *Acting Chief*  
Field Division—LOWELL T. GALT, *Chief*  
Foreign Trade Division—J. EDWARD ELY, *Chief*  
Geography Division—CLARENCE E. BATSCHLET, *Chief*  
Governments Division—ALLEN D. MANVEL, *Chief*  
Industry Division—MAXWELL R. CONKLIN, *Chief*  
Machine Tabulation Division—C. F. VAN AKEN, *Chief*  
Personnel Division—HELEN D. ALMON, *Chief*

### SUGGESTED IDENTIFICATION

U. S. Bureau of the Census. *U. S. Census of Housing: 1950. Vol. V, Block Statistics, Part 129.*  
U. S. Government Printing Office, Washington, D. C., 1952.

For sale by the Superintendent of Documents, U. S. Government Printing Office, Washington 25, D. C.,  
or any of the Field Offices of the Department of Commerce - Price \$1.00

## PREFACE

This report presents statistics on characteristics of dwelling units by blocks for the city. The tabulations are based on data from the 1950 Census of Housing, taken as of April 1, 1950. Authorization for the 1950 Census of Housing as part of the Seventeenth Decennial Census was provided by the Housing Act of 1949, approved July 15, 1949.

The major portion of the information compiled from the 1950 Census of Housing appears in Volume I, *General Characteristics*; Volume II, *Nonfarm Housing Characteristics*; Volume III, *Farm Housing Characteristics*; Volume IV, *Residential Financing*; and Volume V, *Block Statistics*. Volume V consists of separate reports, issued as bulletins for each of the 209 cities which in 1940 or in a subsequent census had a population of 50,000 or more. These reports will not be bound into a single publication.

The subjects covered in both the 1950 and 1940 reports on characteristics of dwelling units by blocks are substantially similar.

This report was prepared under the direction of Howard G. Brunsman, Chief, Population and Housing Division, and Wayne F. Daugherty, Assistant Chief for Housing. Robert C. Hamer, Chief, Quality and Equipment Statistics Section, was in charge of coordinating the content and the format of the report with assistance from Carl A. S. Coan, Chief, Inventory Statistics Section; Floyd D. McNaughton, Chief, Equipment and Facilities Unit; Beulah Washabaugh, Chief, Tenure and Vacancy Unit; and Walter A. Hines. The compilation of the statistics was under the supervision of Robert B. Voight, Assistant Chief for Operations.

The collection of the information on which these statistics are based was under the supervision of Lovell T. Galt, Chief, Field Division. The geographic work, including the assignment of all block numbers and the preparation of maps, was under the supervision of Clarence E. Batschelet, Chief, Geography Division. The data were tabulated under the supervision of C. F. Van Aken, Chief, Machine Tabulation Division.

June 1952.



# NEW YORK CITY—QUEENS BOROUGH

## CONTENTS

### INTRODUCTION

	Page		Page
General.....	1	Definitions and explanations—Continued	
Related reports.....	1	Condition and plumbing facilities.....	2
Census tracts.....	1	Persons per room.....	2
Use of data.....	1	Color of occupants.....	2
Comparability with 1940 Housing Census data.....	1	Contract monthly rent.....	2
Definitions and explanations.....	1	Value of one-dwelling-unit structures.....	2
Dwelling unit.....	1	Number reporting.....	2
Occupancy and tenure.....	2	Block identification.....	2

### TABLES

	Page
Table 1.—Characteristics of housing for New York City, by boroughs: 1950.....	3
Table 2.—Characteristics of housing by census tracts: 1950.....	3
Table 3.—Characteristics of housing for census tracts, by blocks: 1950.....	12

Map of city, by blocks, appears following last page of tables.

# BLOCK STATISTICS

## INTRODUCTION

### GENERAL

Volume V of the Reports on Housing consists of a separate report for each of the 200 cities which in 1940, or in a subsequent census prior to 1950, had a population of 50,000 or more. Each report presents for the city, by blocks, tabulations for a limited number of subjects obtained in the Census of Housing. The subjects in these reports are similar to those in the block statistics supplements to Volume I of the reports of the 1940 Census of Housing. The subjects in this report present the number of dwelling units classified by occupancy and tenure, condition and plumbing facilities, persons per room, color of occupants, average contract monthly rent of renter-occupied and selected vacant units, and the average value of one-dwelling-unit owner-occupied and selected vacant structures. In table 1, the statistics for these subjects are summarized for the city. Table 2 contains the statistics for census tracts. In table 3, the data are presented by blocks within census tracts. Maps identifying the location of each block and the census tract boundaries are a part of this report.

**Related reports.**—Related statistics for this city are contained in the Reports on Housing, Volume I, *General Characteristics*; and in the Reports on Population, Volume I, *Number of Inhabitants*, and Volume II, *Characteristics of the Population*.

The Reports on Housing for each State in Volume I present data on the characteristics of dwelling units for the State by residence (urban, rural nonfarm, and rural farm), for standard metropolitan areas, urbanized areas, counties, for urban places, places of 1,000 to 2,500 inhabitants, and rural-nonfarm and rural-farm dwelling units for each county. Each report includes the following subjects: occupancy, tenure, race of occupants, type of structure, year built, condition and plumbing facilities, water supply, toilet and bathing facilities, number of rooms, number of persons, persons per room, electric lighting, heating equipment, heating and cooking fuels, refrigeration equipment, kitchen sink, radio, television, and, for nonfarm units, the contract monthly rent, gross monthly rent, and value of one-dwelling-unit structures.

Volume I of the Reports on Population shows the 1950 population of each county and of each minor civil division within the county. It also contains figures for each incorporated place, for each unincorporated place with 1,000 or more inhabitants, and for incorporated places of 5,000 or more by wards. A special series of tables presents data for each urbanized area giving the incorporated places and portions of minor civil divisions within it.

Volume II of the 1950 Population Reports contains statistics on the general characteristics of the population. Chapter A of this volume repeats the figures on number of inhabitants as shown in Volume I; Chapter B presents demographic, economic, and social characteristics of the population; and Chapter C gives more detailed cross-classifications for States and large cities and standard metropolitan areas.

**Census tracts.**—Census tracts are small areas into which certain large cities have been subdivided for statistical and local administrative purposes. In most cases the tracts are permanently established, so that comparison may be made from census to census. The boundaries of tracts are established so as to include approximately equal numbers of inhabitants or equal areas; and each tract is designed to represent an area that is fairly

homogeneous in population characteristics. Although the tracted areas of some cities extend into the suburbs, the data shown in this report are restricted to the tracts within the corporate limits of the city.

**Use of data.**—The tabulation of housing characteristics for areas as small as city blocks provides descriptive material of considerable value for technical studies of housing in the city. The statistics will be useful in compiling totals for special types of areas that may be defined to meet the requirements of individual investigators. Users of the data should bear in mind that in practically all cases the data for a given block represent the work of only one enumerator. Consequently, housing characteristics for blocks are subject to a wider margin of error than is to be expected in the figures for tracts or wards which represent returns made by a number of enumerators. Misinterpretation of instructions by one enumerator may cause a significant bias in the statistics for a block even though it may have a negligible effect upon the figures for larger areas. In particular, the enumeration of "condition" depended to a considerable extent upon the judgment of the individual enumerator. Also, failure to indicate the correct block number for a significant number of dwelling units may introduce errors into the block data.

**Comparability with 1940 Housing Census data.**—In the 1940 Census of Housing, reports entitled "Block Statistics" were issued as supplements to the first series of Housing bulletins. These supplements consisted of separate reports for each of the 191 cities which had 50,000 inhabitants or more in 1930.

In the 1950 reports, the block numbers used are different, in most cases, from those used in the 1940 reports. Therefore, to compare 1940 and 1950 data for a given block, it is necessary to locate the block on the maps to obtain the corresponding 1940 and 1950 block numbers.

The subjects in both the 1940 and 1950 reports are substantially similar. However, data on number of structures, year built, and mortgage status have been omitted from the 1950 report. Furthermore, in the 1940 reports average contract or estimated monthly rent was reported for all dwelling units while in 1950 average contract monthly rent is reported for some, and average value for other, dwelling units.

### DEFINITIONS AND EXPLANATIONS

More detailed and complete definitions are presented in Volume I of the Housing Reports.

**Dwelling unit.**—In general, a dwelling unit is a group of rooms or a single room, occupied or intended for occupancy as separate living quarters, by a family or other group of persons living together or by a person living alone.

A group of rooms, occupied or intended for occupancy as separate living quarters, is a dwelling unit if it has separate cooking equipment or a separate entrance. A single room, occupied or intended for occupancy as separate living quarters, is a dwelling unit if it has separate cooking equipment or if it constitutes the only living quarters in the structure. Also, each apartment in a regular apartment house is a dwelling unit even though it may not have separate cooking equipment. Excluded from the dwelling unit count are large rooming houses, institutions, dormitories, and transient hotels and tourists courts.

In the 1940 Census, a dwelling unit was defined as the living quarters occupied or intended for occupancy by one household.

A household consisted of a family or other group of persons living together with common housekeeping arrangements, or a person living entirely alone. However, the enumerator was not explicitly instructed to define rooms as dwelling units on the basis of cooking equipment or separate entrance.

The number of dwelling units in the 1950 Census may be regarded as comparable with the number of dwelling units in the 1940 Census. Some living quarters may have been classified as separate dwelling units in the one census and not in the other. Further, in the 1950 Census, living quarters with five or more lodgers were not tabulated as dwelling units; generally, such quarters were included in the 1940 dwelling unit count. However, the net effect of these changes is probably small.

**Occupancy and tenure.**—Dwelling units are classified by occupancy and tenure into four groups: owner-occupied; renter-occupied; vacant nonseasonal not dilapidated, for rent or sale; and other vacant and nonresident. A dwelling unit is classified as owner-occupied if it was owned wholly or in part by the head of the household or by some related member of his family living in the dwelling unit. All other occupied units are classified as renter-occupied whether or not cash rent was actually paid for living quarters. Rent-free units and living accommodations received in payment for services performed are thus included with the renter-occupied units.

A dwelling unit is considered vacant if no persons are living in it at the time of enumeration. New units not yet occupied were enumerated as vacant dwelling units if construction had proceeded to the extent that all the exterior windows and doors were installed and final usable floors were in place. The classification "Vacant nonseasonal not dilapidated, for rent or sale" is descriptive of the vacant dwelling units reported in this classification. "Other vacant and nonresident" units include all dilapidated and seasonal vacant units as well as the not dilapidated units which were not for rent or sale.

Because of changes in enumeration procedures, the counts of total vacant units in 1940 and 1950 are not strictly comparable. In 1940, vacant units were enumerated if they were habitable; units uninhabitable and beyond repair were excluded from the enumeration. In 1950, units were included regardless of condition if they were intended for occupancy as living quarters. Therefore, no comparison should be made between the data on "vacant nonseasonal not dilapidated, for rent or sale" units from the 1950 Census and data in the 1940 Census reports.

In both censuses, dwelling units occupied entirely by non-residents were included with vacant units not for rent or sale. Trailers, tents, houseboats, and railroad cars which were vacant were excluded from the dwelling unit inventory in both 1950 and 1940.

**Condition and plumbing facilities.**—Data on condition of a dwelling unit are shown in combination with data for selected plumbing facilities and are, therefore, limited to units for which both condition and plumbing facilities are reported. Plumbing facilities include water supply, toilet facilities, and bathing facilities.

The category "with private bath" includes those dwelling units reported with both a flush toilet and a bathtub or shower inside the structure for the exclusive use of the occupants of the unit. The category "no private bath" includes those dwelling units not having private flush toilet or not having private bathing facilities. The "no running water" category includes units with only piped running water outside the structure or with only other sources such as a hand pump.

A dwelling unit is "dilapidated" when it is run-down or neglected, or is of inadequate original construction, so that it does not provide adequate shelter or protection against the elements or it endangers the safety of the occupants.

**Persons per room.**—The number of persons per room has been computed for each occupied dwelling unit by dividing the number

of persons in the dwelling unit by the number of rooms in the dwelling unit. All persons enumerated in the Population Census as members of the household (including lodgers, servants, and other nonrelated persons) are included in determining the number of persons that occupy the dwelling unit. The number of rooms in the dwelling unit includes all rooms available for living quarters throughout the year. Not counted as rooms are bathrooms, closets, pantries, halls, screened porches, and unfinished rooms in the basement and attic.

**Color of occupants.**—Occupied dwelling units are classified by color of head of household according to the definition used in the 1950 Census of Population. The group designated as "non-white" consists of Negroes, Indians, Japanese, Chinese, and other nonwhite races. Persons who are not definitely Indian or of other nonwhite race are classified as white.

**Contract monthly rent.**—Contract monthly rent is the rent, at the time of enumeration, contracted for by the renter regardless of whether it includes furniture, heating fuel, electricity, cooking fuel, water, or personal services.

Monthly rent for vacant dwelling units is the amount asked for the dwelling unit at the time of enumeration. The average monthly rent relates to renter-occupied dwelling units and vacant nonseasonal not dilapidated units for rent. Dwelling units which are occupied "rent-free" are not included with the units reporting rent.

**Value of one-dwelling-unit structures.**—Average value is shown for owner-occupied dwelling units and vacant nonseasonal not dilapidated units which are for sale only. Value is shown only if the unit is in a one-dwelling-unit structure without business and if it is the only dwelling unit included in the property. The value represents the amount for which the owner estimates that the property, including such land as belongs with it, would sell under ordinary conditions and not at a forced sale. For vacant units, value is the sale price asked by the owner.

**Number reporting.**—Occupancy and tenure are reported for all dwelling units, and color of occupants is reported for all occupied units. The corresponding distributions for these subjects in table 1 are based on all dwelling units and on occupied units, respectively. For all other subjects, the distributions are based on the units for which the specific characteristics are reported, that is, the "Number reporting."

The number of dwelling units for which the enumerator obtained no report on a particular item is shown for the city totals only; however, the number "not reported" can easily be derived for each area in tables 2 and 3 by subtracting the number reporting from the total number of dwelling units (or total occupied).

**Block identification.**—A map or series of maps is included in this report showing block numbers for each block, number and letter designations for tracts, and the names of principal streets.

Blocks are identified by serial numbers, a separate series of numbers being used for each tract. Thus, the location of each block for which data are presented in table 3 may be determined by referring to the tract and block number shown on the map. Similarly, data for a specific block may be located in the table by reference to the map for identification numbers of the tract and block.

If no dwelling units are reported for a block, the block number is not listed in table 3, although it is shown on the map. Dwelling units for which the block number was not reported are indicated in the table by the symbol "NR." Detailed data are not shown for such dwelling units, nor for blocks containing fewer than three dwelling units. Average monthly rent is not shown when the monthly rent was reported for fewer than three dwelling units. Average value is not shown when the value of one-dwelling-unit properties was reported for fewer than three dwelling units. All dwelling units are included, however, in the statistics for the city and for each tract.

Table 1.—CHARACTERISTICS OF HOUSING FOR NEW YORK CITY, BY BOROUGH: 1950

Subject	New York City		Bronx Borough		Brooklyn Borough		Manhattan Borough		Queens Borough		Richmond Borough	
	Number	Per-cent	Number	Per-cent	Number	Per-cent	Number	Per-cent	Number	Per-cent	Number	Per-cent
<b>OCCUPANCY AND TENURE</b>												
All dwelling units.....	2,433,465	100.0	432,259	100.0	814,134	100.0	635,944	100.0	495,308	100.0	55,820	100.0
Owner occupied.....	450,185	18.5	41,735	9.7	173,131	21.3	13,232	2.1	194,698	39.3	27,089	48.5
Renter occupied.....	1,907,734	78.4	383,286	88.7	622,534	76.5	610,966	96.1	266,530	53.8	24,418	43.7
Vacant nonseasonal not dilapidated, for rent or sale.....	27,345	1.1	4,511	1.0	8,182	1.0	4,834	0.8	9,149	1.8	669	1.2
Other vacant and nonresident.....	48,201	2.0	2,727	0.6	10,287	1.3	6,612	1.0	24,931	5.0	3,644	6.5
<b>CONDITION AND PLUMBING FACILITIES</b>												
All dwelling units.....	2,433,465	...	432,259	...	814,134	...	635,944	...	495,308	...	55,820	...
Number reporting.....	2,323,151	100.0	417,605	100.0	786,347	100.0	598,856	100.0	476,592	100.0	53,751	100.0
With private bath, not dilapidated.....	2,109,445	90.4	397,941	95.3	720,613	91.6	487,877	81.5	454,227	95.3	48,787	90.8
No private bath, with running water, not dilapidated.....	111,589	4.8	4,444	1.1	33,655	4.3	55,555	9.3	14,782	3.1	3,153	5.9
No running water or dilapidated.....	112,117	4.8	15,220	3.6	32,079	4.1	55,424	9.3	7,583	1.6	1,811	3.4
Condition or plumbing facilities not reported.....	100,314	...	14,654	...	27,787	...	37,088	...	18,716	...	2,069	...
No private bath or dilapidated.....	223,706	9.6	19,664	4.7	65,734	8.4	110,979	18.5	22,365	4.7	4,964	9.2
<b>COLOR OF OCCUPANTS</b>												
Occupied dwelling units.....	2,357,919	100.0	425,021	100.0	795,665	100.0	624,498	100.0	461,228	100.0	51,507	100.0
White.....	2,161,593	91.7	400,376	94.2	742,189	93.3	519,598	83.2	448,765	97.3	50,465	98.0
Nonwhite.....	196,326	8.3	24,445	5.8	53,476	6.7	104,900	16.8	12,463	2.7	1,042	2.0
<b>PERSONS PER ROOM</b>												
Occupied dwelling units.....	2,357,919	...	425,021	...	795,665	...	624,498	...	461,228	...	51,507	...
Number reporting.....	2,318,553	100.0	420,536	100.0	785,278	100.0	606,266	100.0	455,413	100.0	51,060	100.0
1.50 or less.....	2,210,768	95.4	400,006	95.1	750,907	95.6	565,751	93.3	444,416	97.6	49,688	97.3
1.51 or more.....	107,785	4.6	20,530	4.9	34,371	4.4	40,515	6.7	10,997	2.4	1,372	2.7
Not reported.....	29,366	...	4,485	...	10,387	...	18,232	...	5,815	...	447	...
<b>CONTRACT MONTHLY RENT</b>												
Renter-occupied, and vacant nonseasonal not dilapidated units, for rent—Number reporting.....	1,843,604	...	372,209	...	606,712	...	579,632	...	261,365	...	23,686	...
Total contract monthly rent..... dollars.....	90,395,064	...	16,825,266	...	25,839,462	...	32,587,171	...	14,091,109	...	1,052,056	...
Average monthly rent..... dollars.....	49.03	...	45.20	...	42.59	...	56.22	...	53.91	...	44.42	...
<b>VALUE OF ONE-DWELLING-UNIT STRUCTURES</b>												
Owner-occupied, <sup>1</sup> and vacant nonseasonal not dilapidated units, for sale only—Number reporting.....	211,144	...	15,075	...	53,150	...	1,158	...	123,231	...	18,530	...
Total value or sale price..... dollars.....	2,565,211,600	...	181,746,600	...	636,668,100	...	42,154,600	...	1,507,815,400	...	196,818,900	...
Average value..... dollars.....	12,149	...	12,056	...	11,979	...	36,403	...	12,236	...	10,622	...

<sup>1</sup>Restricted to 1-dwelling-unit properties.

Table 2.—CHARACTERISTICS OF HOUSING BY CENSUS TRACTS: 1950

Census tract	All dwelling units by occupancy and tenure					All dwelling units by condition and plumbing facilities			Occupied dwelling units			Contract monthly rent <sup>1</sup>		Value <sup>2</sup> of one-dwelling-unit structures		
	Total	Owner occupied	Renter occupied	Vacant nonseasonal not dilap., for rent or sale	Other vacant and nonresident	Number reporting	No private bath or dilap.	No running water or dilap.	Total	Persons per room		Occupied by non-white	Number reporting	Average monthly rent (dollars)	Number reporting	Average value (dollars)
										Number reporting	1.51 or more					
<b>TOTAL</b>	<b>4 953 038</b>	<b>1 946 998</b>	<b>2 665 330</b>	<b>9 14 9</b>	<b>2 493 1</b>	<b>4 765 92</b>	<b>2 23 65</b>	<b>7 58 3</b>	<b>4 612 28</b>	<b>4 554 13</b>	<b>1 099 7</b>	<b>1 246 3</b>	<b>2 613 65</b>	<b>5 3 9 1</b>	<b>1 232 31</b>	<b>1 2 2 3 6</b>
2	583	270	370	2	2	574	21	11	579	565	7	2	298	8.09	115	80.000
3	447	62	375	4	4	416	15	1	437	428	20	1	369	25.42	9	5.866
4	1110	516	584	10	4	1085	36	7	1096	1086	6	1	556	68.61	194	9.651
5	1256	502	408	3	1	121	27	23	124	117	7	1	99	2.46	1	7.557
6	926	502	408	3	13	911	21	3	910	892	7	1	389	4.853	240	8.430
7	1039	162	863	10	4	962	141	7	1025	1012	40	2	831	3.493	35	7.557
8	908	547	333	6	10	864	19	10	886	864	9	1	329	4.520	317	9.231
9	187	30	156	3	1	180	28	25	186	181	6	1	147	3.338	3	7.666
10	904	438	457	3	6	852	28	6	895	882	8	1	445	4.081	196	9.660
11	201	16	183	1	1	200	55	10	199	198	7	1	179	3.313	1	12.497
12	1111	447	659	1	4	1066	12	6	1106	1090	17	1	631	5.126	235	11.861
14	1087	441	639	4	3	1035	40	17	1080	1066	14	1	611	4.589	160	11.328
16	740	446	288	2	3	713	28	2	735	722	12	1	280	4.798	303	8.522
17.0	99	11	88	1	1	94	38	32	99	96	5	1	82	3.200	2	7.875
17.1	178	27	141	10	7	173	42	14	168	167	10	3	136	3.044	8	9.459
18	877	424	443	3	7	866	8	1	867	861	7	3	421	4.960	286	10.200
19	93	15	77	1	1	90	12	4	92	92	2	2	76	3.255	5	11.130
20	351	229	121	1	2	348	6	1	350	343	1	1	120	4.651	142	19.500
21	74	14	58	1	2	64	5	1	72	69	4	1	52	3.371	4	12.497
22	677	844	424	6	3	642	15	9	668	665	10	1	409	4.808	107	9.862
24	541	273	259	6	3	476	3	3	532	525	5	1	253	4.353	159	13.444
25	3124	8	106	3	7	2884	17	15	3114	3088	46	2	3049	28.62	170	9.250
26	573	287	282	1	3	562	19	8	569	563	5	1	266	4.655	4	11.481
27	132	13	118	1	1	126	32	4	131	124	1	2	114	3.019	1	7.000
28	823	350	467	4	2	794	23	23	801	801	9	2	453	28.22	122	11.481
29	546	83	454	2	7	518	23	23	537	532	14	8	429	1.813	20	7.000

<sup>1</sup>For renter-occupied dwelling units and vacant nonseasonal not dilapidated units, for rent.  
<sup>2</sup>For owner-occupied dwelling units and vacant nonseasonal not dilapidated units, for sale only.

HOUSING—BLOCK STATISTICS

Table 2.—CHARACTERISTICS OF HOUSING BY CENSUS TRACTS: 1950—Con.

Census tract	All dwelling units by occupancy and tenure					All dwelling units by condition and plumbing facilities			Occupied dwelling units			Contract monthly rent <sup>1</sup>		Value <sup>2</sup> of one-dwelling-unit structures		
	Total	Owner occupied	Renter occupied	Vacant non-seasonal not dilap., for rent or sale	Other vacant and non-resident	Number reporting	No private bath or dilap.	No running water or dilap.	Total	Persons per room		Number reporting	Average monthly rent (dollars)	Number reporting	Average value (dollars)	
										Number reporting	1.51 or more					
30	420	223	196	1		380	4	2	419	396	3	186	49.90	148	11231	
31	596	116	479	1		579	42	26	595	586	16	470	37.72	24	9979	
32	400	214	181	1		393	22	9	395	392	7	174	42.11	110	10032	
34	524	310	211		4	509	20	13	521	517	16	206	40.05	181	8020	
35	164	42	122			159	87	81	164	161	8	118	28.36	5	6400	
36	834	373	445	8	8	818	33	17	818	812	12	435	38.39	122	8375	
37	1															
38	639	217	409	3	10	638	57	45	626	624	15	404	38.20	47	9102	
39	480	98	380	1	1	472	25	5	478	470	11	374	32.75	6	9333	
40.0	555	204	343	2	6	537	39	16	547	541	18	327	40.25	49	9857	
40.1	317	108	206	3		317	5	1	314	314	10	200	43.25	53	8698	
41	317	66	250	1		313	6	3	316	314	16	245	33.82	11	8681	
42	1034	423	600	7	4	981	49	29	1023	1009	29	569	40.28	113	7476	
43	78	24	53	1		78	19	2	77	76	4	52	28.65	6	5166	
44	466	204	260		2	464	38	21	464	453	24	254	40.12	71	8484	
45	164	33	128		2	158	49	29	161	160	6	117	28.48	6	9583	
47	902	100	345	4 <sup>b</sup> 6		863	1	1	445	442	29	792	60.20	9	13777	
48	284	215	66			279	1	1	281	281	3	62	45.29	184	10482	
49	155	65	87			154	1	1	152	152	6	88	48.62	10	14400	
50	1															
51	793	125	663	5		775	14		788	780	26	629	43.38	25	8408	
52	523	189	330		4	515	38	11	519	504	17	300	35.70	46	7173	
53	2083	326	1743	8	6	2013	26	12	2069	2040	118	1670	45.76	82	10645	
54	471	273	192		2	465	19	11	465	462	4	189	43.03	149	8509	
55	408	82	322		2	382	22	11	404	390	11	302	34.93	19	6484	
56	538	374	161		1	536	8	7	535	534	8	153	45.94	272	8562	
57	1639	140	1491		3	1592	14	4	1631	1621	63	1436	41.47	18	9227	
58	827	516	306		3	819	5	4	822	812	17	284	43.15	379	9327	
59	1740	267	1460		5	1702	29	15	1727	1716	63	1433	45.41	60	9480	
61	2611	239	2353		8	2550	48	27	2592	2571	76	2283	40.27	41	13339	
62	124	58	57	4		123	11	4	115	114	2	49	38.53	41	7117	
63	2513	305	2184	10	14	2484	186	151	2489	2481	84	2132	43.62	84	12554	
65	2602	316	2285	13	8	2562	18	12	2581	2560	101	2211	43.26	80	8237	
67	822	180	639		1	810	14	2	819	810	26	82	42.97	40	10270	
69	1078	211	857		3	1051	183	87	1068	1051	65	834	36.68	27	5666	
71	1535	220	1304	4	4	1490	52	15	1524	1498	78	1285	42.74	37	14172	
73	1500	117	1367	12	4	1459	31	23	1484	1474	45	1132	42.77	29	14172	
75	1419	105	1303	10	1	1387	13	10	1408	1394	61	1277	42.29	21	14783	
77	415	112	293		2	413	124	112	405	403	18	273	33.97	15	9866	
79	916	221	688	4	3	871	36	15	909	884	41	663	36.88	38	9581	
81	278	77	191	4	6	268	31	6	268	267	17	191	32.75	18	7894	
82	396	231	164	1		387	27	3	395	392	3	154	48.11	132	9724	
83	689	160	511	5		674	48	35	671	666	26	500	33.80	32	10890	
84	336	178	157		13	326	1	1	335	326	3	144	47.00	66	9643	
86	418	298	113		7	410	1	1	411	393	3	104	45.91	202	9945	
87	642	24	601	1	16	634	44	36	625	622	16	589	40.31	13	11923	
88	496	314	173		8	474	17	17	487	487	10	167	40.74	203	9431	
91	497	162	329		6	469	63	36	491	476	13	333	49.00	18	8511	
94	779	389	382		8	763	9	7	771	762	13	370	44.33	188	9714	
95	896	215	674		2	882	6	4	889	880	30	669	49.23	19	12131	
96	805	540	262	2	1	796	9	1	802	794	7	255	44.87	393	9133	
97	1352	518	815	4	15	1327	21	9	1333	1322	50	787	47.05	130	11670	
98	690	282	397	5	6	686	16	6	679	679	4	389	43.77	145	9572	
100	828	538	285	4	1	776	10	8	823	809	16	271	47.14	328	10092	
101	1064	405	653	5	1	1046	23	11	1058	1048	45	644	44.48	108	10650	
102	517	390	123	4	4	512	4	2	513	505	4	112	47.37	300	9545	
103	1503	311	1187	3	2	1472	32	29	1498	1472	64	1150	43.20	43	12790	
104	808	486	311		8	792	6	2	797	788	10	294	46.26	333	9928	
105	1607	183	1369	20	35	1572	5	5	1552	1542	11	1373	90.68	68	13911	
106	731	392	331	5	3	716	16	7	723	716	5	319	46.45	233	9586	
108	708	356	350		2	674	8	4	706	700	10	342	44.26	155	9253	
109	144	71	72		1	142	2	1	143	141	7	69	47.15	19	11947	
110	748	322	358	3	3	743	23	12	740	735	7	352	43.71	180	9109	
111	1055	326	724		2	1019	17	4	1050	1029	25	697	48.76	129	11922	
112	538	240	293	4	2	527	27	18	533	527	14	282	41.70	73	8552	
113	1786	302	1477		1	1741	16	4	1779	1750	58	1441	41.76	69	11260	
114	346	127	214	4	4	321	41	29	341	332	11	201	38.47	28	9982	
115	1277	210	1045	17	5	1254	29	14	1255	1248	49	3	1026	42.84	40	10362
116	473	255	212		2	469	18	7	467	462	2	204	42.54	103	9110	
117	1492	428	1032	6	2	1459	20	4	1464	1448	47	1004	41.96	97	9768	
118	534	281	251		2	529	29	8	532	522	9	244	43.05	129	9116	
119	650	114	526		5	620	32	19	640	615	21	509	36.05	20	10950	
120	498	247	243		7	490	7	3	490	479	9	229	44.55	115	9984	
121	768	265	498		3	756	4	2	763	758	12	490	46.40	69	10639	
122	753	321	421		2	749	50	15	742	742	15	412	48.94	127	11518	
123	496	300	194		8	494	36	28	494	494	8	189	45.47	169	11417	
124	708	295	401		10	704	11	5	696	693	4	386	49.79	149	10591	
125	276	55	219		2	276	57	52	274	274	4	214	32.88	16	5562	
125.C	680	295	375		5	668	29	6	671	668	4	356	45.37	150	8966	
125.1	699	335	357		4	684	8	4	692	683	7	344	44.77	143	9326	
127	29	8	19		3	24	3	2	26	26	3	16	56.93	2		
128	696	264	419		8	670	16	4	683	669	3	410	52.67	125	12617	
130	461	227	231		3	430	5	5	458	451	8	205	55.34	129	14265	
131	12	7	4		1	12			11	11		31.00	6	5166		
132	419	179	237		1	401	10	3	416	402	5	220	14.84	135	15960	
134	1544	100	1297	14 <sup>b</sup>	5	1476	8	7	1397	1373	38	1372	66.49	69	24717	

<sup>1</sup>For renter—occupied dwelling units and vacant nonseasonal not dilapidated units, for rent.  
<sup>2</sup>For owner—occupied dwelling units and vacant nonseasonal not dilapidated units, for sale only.



Table 2.—CHARACTERISTICS OF HOUSING BY CENSUS TRACTS: 1950—Con.

Census tract	All dwelling units by occupancy and tenure					All dwelling units by condition and plumbing facilities			Occupied dwelling units				Contract monthly rent*		Value* of one-dwelling-unit structures	
	Total	Owner occupied	Renter occupied	Vacant non-seasonal not dilap., for rent or sale	Other vacant and non-resident	Number reporting	No private bath or dilap.	No running water or dilap.	Total	Persons per room		Occupied by non-white	Number reporting	Average monthly rent (dollars)	Number reporting	Average value (dollars)
										Number reporting	1.51 or more					
2250	273	54	213	1	5	271	160	151	267	264	26	109	207	31.74	18	6,666
1151	216	828	94	5	1102	81	69	1044	1011	37	1	809	47.60	63	9,885	
1571	381	1177	10	13	1468	87	52	1558	1541	80	879	1149	34.63	206	7,789	
2618	109	2474	17	18	2479	18	15	2583	2537	167	9	2404	47.84	17	10,323	
334	174	159	1	1	326	18	9	333	330	6	2	153	49.37	86	9,475	
492	153	334	1	4	463	19	14	487	479	26	6	324	46.30	68	10,335	
413	260	150	2	1	395	86	76	410	390	18	373	140	47.82	176	7,988	
744	156	567	6	15	734	7	7	723	715	36	2	551	48.78	46	11,454	
406	160	243	1	2	395	40	19	403	401	22	333	235	38.83	89	7,324	
2094	305	1772	14	3	2059	7	7	2077	2052	74	3	1716	46.81	67	12,601	
268	166	98	4	4	262	11	2	264	261	13	223	94	39.41	134	7,501	
1382	332	1033	9	8	1322	39	12	1365	1346	47	2	976	48.21	65	11,790	
450	301	145	1	3	447	21	8	446	446	19	363	142	44.46	236	7,964	
767	183	574	2	8	741	30	22	757	746	14	2	550	51.99	39	11,512	
249	176	69	4	4	245	13	6	245	240	8	169	65	48.16	131	8,883	
810	170	625	8	7	760	33	6	795	774	22	2	593	55.94	43	15,211	
1856	216	1612	4	24	1761	12	8	1828	1808	90	3	1537	58.80	108	12,956	
258	151	103	4	4	229	17	9	254	248	8	182	101	41.80	97	7,592	
1315	147	1156	5	7	1243	11	1	1303	1290	45	5	1115	59.08	51	13,223	
461	321	124	1	15	455	6	2	445	445	10	14	124	44.45	242	8,425	
1796	172	1621	2	1	1770	12	8	1793	1765	79	11	1573	49.73	22	12,736	
274	153	63	3	2	219	14	2	216	215	4	5	61	43.95	113	7,737	
756	303	791	10	1	1086	14	2	1094	1086	23	2	773	57.23	73	13,212	
777	108	75	1	2	179	10	10	183	181	9	146	71	42.59	66	8,839	
1724	207	1505	9	3	1707	8	3	1712	1703	44	4	1473	54.73	57	15,873	
101	76	25	4	4	100	3	2	101	101	5	50	25	49.56	55	9,354	
763	187	566	4	6	748	3	2	753	748	11	1	553	68.52	126	17,095	
355	280	69	2	4	346	5	7	349	343	7	198	66	52.86	212	9,185	
1936	217	1696	19	4	1830	19	3	1913	1884	27	2	1555	75.74	75	17,866	
371	265	103	2	2	365	1	1	368	367	3	76	102	51.21	223	11,640	
457	254	2166	20	17	2375	21	15	2420	2408	58	4	2079	63.15			
575	394	168	11	2	572	12	3	562	559	9	124	163	49.44	316	9,489	
1915	354	1543	15	3	1832	23	22	1897	1870	21	6	1301	79.23	88	19,214	
1719	73	1628	15	3	1639	33	17	1701	1667	32	4	1559	78.90	13	12,769	
604	478	118	4	4	598	5	2	596	595	6	12	117	44.52	409	7,111	
1239	225	1002	4	4	1197	5	2	1227	1164	38	6	904	67.62	138	14,931	
334	243	86	3	2	332	16	3	329	328	12	4	87	46.10	193	9,003	
1578	275	1290	10	3	1541	31	8	1565	1552	40	5	1266	58.23	127	14,135	
520	386	117	4	13	515	17	12	503	500	9	1	105	47.25	291	9,486	
379	207	163	4	5	371	8	8	370	369	5	5	164	55.43	101	11,497	
473	181	1285	6	1	1402	4	4	1466	1448	52	10	1259	53.18	130	11,433	
201	104	93	2	2	188	1	1	197	195	2	8	73	45.76	51	11,690	
203	162	40	1	1	200	4	4	202	201	6	5	35	55.31	132	11,731	
332	234	88	5	5	322	10	9	322	317	5	5	84	44.55	168	7,404	
3073	716	2331	15	11	3036	28	25	3047	3030	103	200	2321	38.71	391	11,577	
297	162	129	1	5	283	9	9	291	286	9	1	121	44.08	75	8,940	
462	37	414	7	4	446	5	9	451	447	10	9	409	67.04	9	8,222	
679	437	205	27	10	665	33	14	642	628	23	2	189	43.05	348	8,129	
850	168	677	13	2	841	4	4	845	835	10	8	672	79.35	110	11,697	
425	354	458	12	1	818	5	3	812	804	13	3	443	57.3	125	13,285	
342	227	111	4	4	335	6	6	338	335	5	5	106	44.21	159	10,490	
711	439	154	6	112	694	38	19	693	687	12	2	147	57.51	333	12,272	
1158	846	295	8	9	1129	17	14	1141	1134	12	2	281	58.97	666	10,306	
749	565	169	11	4	735	34	26	734	730	21	66	145	47.08	488	9,195	
740	428	308	3	1	731	5	3	736	716	14	14	295	58.63	324	11,496	
593	314	274	4	1	584	4	2	588	582	13	1	269	54.31	173	13,046	
671	374	288	4	5	660	7	1	662	661	15	2	276	64.02	163	12,020	
659	248	406	3	2	652	4	1	654	650	25	2	392	50.56	122	8,228	
512	383	125	2	2	503	4	2	508	507	5	5	121	48.38	305	10,074	
606	281	323	1	1	593	9	1	604	601	16	61	314	51.88	152	8,407	
555	323	226	3	7	550	21	12	549	542	16	1	212	49.80	161	11,264	
699	419	267	6	7	690	28	8	686	685	13	3	263	65.25	345	12,037	
619	231	377	2	9	610	6	6	608	606	35	16	376	43.99	104	11,246	
527	204	319	4	4	495	39	22	523	504	20	203	298	44.26	53	8,764	
664	230	426	3	5	621	87	60	656	631	34	44	407	44.90	62	8,467	
586	376	198	10	2	574	1	1	574	569	8	1	195	74.09	299	11,528	
649	346	287	11	5	637	14	10	633	628	26	52	280	52.23	180	10,785	
598	471	115	6	6	579	4	10	586	581	4	4	110	56.32	368	10,999	
156	104	50	1	1	143	1	1	154	149	5	27	34	47.58	58	10,758	
371	175	128	6	4	301	3	1	303	294	5	53	115	57.22	106	14,680	
467	159	306	1	1	444	25	3	465	452	30	34	285	45.67	57	11,368	
773	190	573	2	8	756	24	6	763	753	23	25	556	48.92	32	10,890	
1341	1007	296	16	22	1309	13	2	1303	1295	31	4	276	52.72	774	9,949	
728	222	495	11	11	722	26	6	717	703	31	34	490	48.14	37	10,013	
975	305	658	4	8	948	70	29	963	953	52	50	638	43.12	75	8,089	
756	289	461	5	1	739	66	17	750	744	41	27	445	43.89	73	8,401	
397	353	42	2	2	376	3	2	395	389	1	1	41	62.29	320	9,355	
55	50	33	2	2	55	5	5	55	55	5	5	5	5	5	5	5
684	504	166	14	8	667	7	2	670	664	4	1	158	54.22	377	11,184	
398	280	119	5	8	409	6	6	399	397	4	4	118	58.00	216	12,085	
394	192	198	2	2	390	9	2	390	388	9	7	192	40.70	82	8,751	
400	383	105	2	2	368	1	1	376	367	3	3	88	52.97	199	12,645	
401	1088	348	7	7	1074	21	5	1081	1073	41	12	722	43.50	94	9,993	
402	419	327	7	7	402	8	7	412	398	5	5	87	70.87	242	12,217	
403	901	594	5	1	896	15	4	895	891	21	4	587	43.72	74	9,414	
404	942	254	5	5	912	14	5	937	924	6	2	248	76.81	521	10,901	

\*For renter—occupied dwelling units and vacant nonseasonal not dilapidated units, for rent.

\*For owner—occupied dwelling units and vacant nonseasonal not dilapidated units, for sale only.



Table 2.—CHARACTERISTICS OF HOUSING BY CENSUS TRACTS: 1950—Con.

Census tract	All dwelling units by occupancy and tenure					All dwelling units by condition and plumbing facilities			Occupied dwelling units				Contract monthly rent <sup>1</sup>		Value <sup>2</sup> of one-dwelling-unit structures	
	Total	Owner occupied	Renter occupied	Vacant non-seasonal not dilap., for rent or sale	Other vacant and non-resident	Number reporting	No private bath or dilap.	No running water or dilap.	Total	Persons per room		Occupied by non-white	Number reporting	Average monthly rent (dollars)	Number reporting	Average value (dollars)
										Number reporting	1.51 or more					
405	561	106	450	5		556	12	7	556	553	25	2	441	4332	6	11,583
407	1351	342	993	4	12	1331	27	12	1335	1324	45	23	967	4521	37	10,700
409	789	196	583	4	7	779	12	12	778	772	26	2	570	4347	31	10,322
410	652	341	303	4	4	640	5	5	644	640	21	40	297	4541	170	7,722
411	651	315	331	4	2	630	19	3	646	642	16	2	330	4519	126	9,148
413	706	238	454	5	9	684	36	5	692	681	41		440	4143	60	9,975
414	539	307	227	3	2	530	31	27	534	527	13	49	422	4474	208	9,560
415	573	183	387	3		566	12	6	570	566	29	5	367	3953	44	6,513
420	152	125	23	1	3	152	1		148	147	3	78	22	8118	104	15,021
422	208	171	22	14	1	207	3	1	193	193		102	20	9890	171	16,396
424	155	147	8			147			155	155		107	6	8833	136	16,750
426	161	104	49	3	5	156	1	1	153	151	2	21	47	6557	86	13,189
427	622	223	394	1	4	601	38	12	617	610	32	2	387	5195	40	8,787
432	200	132	65	3		186	1	1	197	195	3	115	60	8463	98	13,001
434	336	278	52	6		330	10	3	330	328	9	314	50	5348	248	9,856
437	654	201	452	1		645	88	49	653	632	29	30	444	3604	66	7,424
439	746	226	513	1	6	717	127	94	739	727	45	31	490	3536	35	7,034
440	722	359	352	3	8	700	77	65	711	706	23	309	343	3885	255	9,581
442	384	170	210	2	2	377	27	15	380	368	8	23	201	4719	93	9,038
443	397	122	272	2	1	383	19	8	394	389	18	17	268	3508	51	6,568
446.0	464	11	434	7	12	447	42		445	443	32	2	423	4746	5	13,700
446.1	654	109	529	5	11	632	110	4	638	624	33	2	508	5694	50	18,400
448	446	254	191	1		441	10	1	445	444	11	10	184	6159	155	15,003
449	269	7	259	3		268			266	266	5	23	259	3420	4	8,750
450	478	347	124	5	2	467	11	1	471	467	4	1	118	6413	237	12,004
452	75	62	11	1	1	75			73	73		1	9	7455	47	14,212
453	357	184	170	3	3	354	7	2	354	353	11		157	4835	85	9,416
454	577	228	339	4	6	556	28	5	567	561	7		320	7221	150	18,327
455	513		510	2	1	511	1	1	510	500	12	29	499	3446	54	11,466
456	237	188	47		2	234	5	5	235	234	1	1	45	6555	144	15,173
457	520	287	226	6	1	517	12	4	513	511	5		226	5088	151	10,807
458	398	209	183	1	5	389	3	3	392	391	1	2	177	6715	180	20,872
459	575	275	293	5	2	571			568	565	4		287	5079	121	10,472
460	926	132	780	12	2	841	63	5	912	867	43	2	758	5306	52	12,376
461	401	131	264	6		391	6	3	395	391	9		257	4514	40	10,922
462	770	378	366	6	20	751	15	4	744	729	10	2	344	5631	247	11,264
463	683	211	442	18	12	645	6	1	653	643	22	1	441	5803	57	9,601
464	310	165	145			287	8	1	310	297	3		133	7108	152	29,509
465	771	250	513	7	1	729	17	6	763	748	9		503	5032	54	11,466
466	329	70	255		4	321	3		325	319	12		136	6008	39	31,441
467	753	210	522	5	10	730	4	4	738	729	26		503	6522	103	13,516
468	813	443	362	2	6	784	77	22	805	782	13	1	334	5081	269	10,769
469	1023	150	866	5	2	982	17	4	1016	1002	40	4	828	6043	82	14,418
470	740	457	269	9	5	722	9		726	720	8	1	267	4661	326	9,658
471	615	217	379	4	15	602	11		596	590	19	1	361	5176	116	12,021
472	481	420	50	2	3	470	2	2	470	462			43	7667	377	24,308
473	339	141	180	2	16	322	13	2	321	317	6	1	176	4980	54	10,511
475	357	158	188	3	8	342	4	4	346	341	3		177	5997	98	11,954
476	285	222	37	20	6	280	2	1	259	256	3		32	8225	202	21,344
477	519	222	289	2	6	507	8	2	511	508	6	2	278	4893	71	11,028
478	953	380	249	315	9	881	1	1	629	619	32		436	8830	338	14,396
479	846	445	396	4	4	832	25	13	841	833	20		379	5620	297	11,212
480	558	374	176	4	4	546			550	545	2		169	5444	266	11,209
481	935	172	751	6	6	825	9	6	923	898	27		723	5660	72	10,798
482	372	189	175	7	1	368	2	1	364	361	1		170	6148	158	19,098
483	599	244	342	3	6	586	42	10	590	586	19		338	4801	74	11,239
484	689	422	258	6	3	676	12	11	680	678	49		252	5681	335	10,054
485	178	92	83	2	1	175	1	1	175	174	1	1	80	5016	45	15,522
489	289	175	112	2	2	287	32	12	287	285	9		108	3908	120	10,629
492	574	432	132	5	5	552	16	14	564	562	4	3	132	7771	329	13,033
493.0	441	251	174	14	2	425	18	10	425	417	11		168	4241	132	10,503
493.1	772	270	477	6	19	753	10	4	747	732	2	1	470	4133	29	10,896
494	646	544	93	5	4	645	8	2	637	633	2	1	91	5330	472	9,765
495	632	284	344	1	1	628	69	29	628	627	9		340	3756	112	9,138
496	580	398	164	11	7	550	20	16	562	555	7	3	163	4695	318	11,212
497	722	433	289			708	25	10	722	720	11		275	4210	85	10,178
498	305	209	95	1		297	15	10	304	279	2		89	4227	152	10,567
499	956	434	511	9	2	923	45	23	945	933	21	1	502	4689	204	10,553
500	515	106	404	4	1	503	3		510	508	11		395	6227	64	13,581
502.0	306	208	92	5	1	296	11	2	300	298	5	1	86	5470	144	14,111
503.1	317	265	49	2	1	312	1	1	314	313			48	5433	205	11,749
503.2	261	224	33	4	4	259	9	2	257	257	5		32	5278	191	11,400
504	480	312	163	2	3	474			475	474	7		160	5877	247	13,297
505	352	245	97	3	7	344	3	3	342	333	4		90	5316	148	12,003
506	397	322	72	1	1	369	1	1	396	393	2		69	5475	266	14,058
507	549	424	117	6	2	537	10	1	541	536	8	1	115	6343	335	11,780
508	693	371	307	11	4	679	3	2	678	678	68		305	6869	273	12,844
510	295	235	54	6		289	3	3	289	285	1		52	5728	200	11,370
511	603	256	344	1	2	584	32	18	600	593	15		320	3750	112	12,201
512	289	241	46	2		256	6	4	287	286	1		43	5951	191	12,276
513	574	346	226	1	1	567	13	8	572	568	14		219	4499	180	10,024
514	484	343	127	3	11	441	3	3	470	464	3	1	121	5387	288	11,261
515	624	362	256	4	2	573	3	2	618	592	27	3	211	4683	119	11,213
516	547	412	128	6	1	536	3		540	535	6		124	6322	305	10,690
517	421	211	208	1	1	419	28	1	419	419	7		202	3608	108	10,662
518	537	461	70	1	5	512	7	7	531	527	5		65	5906	385	10,922

<sup>1</sup>For renter—occupied dwelling units and vacant nonseasonal not dilapidated units, for rent.<sup>2</sup>For owner—occupied dwelling units and vacant nonseasonal not dilapidated units, for sale only.









Table 2.—CHARACTERISTICS OF HOUSING BY CENSUS TRACTS: 1950—Con.

Census tract	All dwelling units by occupancy and tenure					All dwelling units by condition and plumbing facilities			Occupied dwelling units				Contract monthly rent <sup>1</sup>		Value <sup>2</sup> of one-dwelling-unit structures	
	Total	Owner occupied	Renter occupied	Vacant non-seasonal not dilapid., for rent or sale	Other vacant and non-resident	Number reporting	No private bath or dilap.	No running water or dilap.	Total	Persons per room		Occupied by non-white	Number reporting	Average monthly rent (dollars)	Number reporting	Average value (dollars)
										Number reporting	1.51 or more					
1175	1327	511	797	13	6	1279	6	6	1308	1297	23	3	780	628.2	401	14,962
1181	462	182	179	98	3	461	3	2	361	359	2	2	269	78.90	131	13,670
1185	465	168	289	4	4	452	4	4	457	453	15	4	280	50.60	100	14,118
1187	497	199	292	6	4	491	12	4	491	486	24	4	272	53.33	141	12,856
1189	482	281	196	4	3	468	9	9	477	464	10	1	193	57.60	173	12,506
1191	549	222	322	2	1	537	9	5	544	523	17	1	310	53.90	109	10,538
1193	583	303	270	5	5	510	12	5	573	564	17	6	263	48.75	210	12,838
1195	336	261	73	1	1	309	10	8	334	328	2	1	70	53.54	202	12,431
1197	1															
1199	361	255	101	4	1	360		1	356	355	4	1	98	58.34	175	14,751
1201	317	202	113	2		299	6		315	314	5	15	110	57.27	141	11,877
1203	280	213	66	1		277	11	4	279	278	2		65	55.43	148	14,874
1205	425	216	205	3	5	455	16	4	451	451	15	33	226	45.93	132	9,927
1207	425	293	105	19	8	423	6	4	398	395	6	5	98	62.39	229	12,467
1215	830	602	214	19	5	805	14	10	816	803	9		204	54.27	427	11,669
1223	553	391	136	19	14	527	27	11	527	526	9	2	132	54.57	273	12,643
1227	553	343	143	37	14	498	15	12	492	490	6	24	148	47.35	339	12,673
1238	738	581	144	13	2	737	6	5	723	721	6	19	130	52.35	325	11,793
1247	1052	897	106	32	17	962	11	9	1003	981	5	3	77	90.63	756	17,180
1257	414	295	111	8	1	404	3	2	405	399	4	34	107	49.36	212	9,047
1265	394	295	88	4	7	379	5	4	383	365	9		86	66.70	207	11,885
1267	455	409	45		1	432	4	4	454	453	4		45	62.75	345	12,382
1269	144	124	19		1	144			143	143	1		19	95.21	110	12,781
1273	344	320	20	4		340	3	3	340	339		1	18	62.77	285	25,368
1275	791	708	42	12	29	762	4	4	750	744	4		44	78.63	673	18,994
1283	156	16				16			16	16					14	15,535
1291	1597	1073	181	316	27	1564	16	13	1254	1240	5		443	97.91	1027	20,513
1301	550	475	71	3	3	492	5	5	546	541	6	2	67	61.17	368	13,106
1333	734	1204	91	50	3	1328	9	9	1295	1283	3	4	81	93.16	826	16,089
1339	444	431	14	2	2	438	1	1	445	439	1		13	85.92	418	16,443
1341	625	606	14	3	2	587	3	3	620	605	6		10	70.00	540	15,948
1347	3326	320	2974	29	3	3216	6	6	3294	3261	6	8	2963	102.93	284	12,985
1367	1528	844	10	669	5	1514	7	7	854	852	2		382	86.80	681	10,719
1377	1702	48	1468	174	12	1675	7	7	1516	1504		13	1580	97.96	81	14,322
1385	32	21	3	5	3	32	3	2	24	23			5	85.40	23	13,608
1399	480	426	36	15	3	455	2	2	462	441	3	2	30	113.73	379	15,416
1403	643	559	59	22	3	630	7	4	618	615	2		54	97.27	552	12,270
1409	807	757	41	2	7	794	3	3	798	795	5		36	86.38	734	13,592
1417	888	798	43	44	3	879	5	5	841	833	4		39	85.66	795	12,777
1429	663	569	78	11	5	656	5	5	647	646	10	1	79	75.54	463	15,199
1435	773	590	132	50	1	758	11	3	722	717	5	1	123	52.95	520	12,879
1441	967	395	463	91	18	933	6	5	858	850	13	1	536	89.53	297	15,465
1447	413	159	226	24	4	412	54	23	385	384	13	62	220	37.27	113	9,365
1451	449	289	125	12	23	400	34	26	414	414	4	43	115	64.46	228	13,675
1459	743	576	163	4		733	1	1	739	734	6		156	54.44	449	13,301
1463	710	228	470	4	8	687	2	2	698	695	18		456	68.88	139	13,902
1467	918	171	424	317	6	859	51	42	595	587	17	2	713	81.99	104	15,153
1471	444	293	146	4	1	436	20	9	439	432	4		142	60.77	243	13,118
1479	1013	682	311	6	14	1003	21	16	993	981	4	7	296	64.72	636	12,392
1483	459	408	41	7	3	451	8	5	449	443	1	10	35	88.28	394	22,740
1507	1142	909	199	19	15	1120	12	9	1108	1094	2		187	66.89	833	15,893
1529	246	209	8	21	8	225	9	9	217	214	5		3	76.66	216	12,014
1551	2609	280	2256	41	32	2568	15	10	2536	2520	14	14	2251	96.00	270	11,297
1571	2337	1547	656	62	72	2300	8	5	2203	2143	10	3	645	89.78	1294	11,885
1579	2439	1848	173	431	17	2384	38	37	1991	1987	16	6	328	85.29	1934	11,434
1617	1483	1223	202	11	47	1453	23	12	1425	1415	7	1	188	52.46	1079	11,282
1621	1214	921	278	12	3	1170	26	7	1199	1185	9		261	51.55	705	10,629

<sup>1</sup>For renter—occupied dwelling units and vacant nonseasonal not dilapidated units, for rent.  
<sup>2</sup>For owner—occupied dwelling units and vacant nonseasonal not dilapidated units, for sale only.



Table 2.—CHARACTERISTICS OF HOUSING BY CENSUS TRACTS: 1950—Con.

Census tract	All dwelling units by occupancy and tenure					All dwelling units by condition and plumbing facilities			Occupied dwelling units			Contract monthly rent <sup>1</sup>		Value of one-dwelling-unit structures		
	Total	Owner occupied	Renter occupied	Vacant non-seasonal not dilap., for rent or sale	Other vacant and non-resident	Number reporting	No private bath or dilap.	No running water or dilap.	Total	Persons per room		Occupied by non-white	Number reporting	Average monthly rent (dollars)	Number reporting	Average value (dollars)
										Number reporting	1.51 or more					
1175	1327	511	797	13	6	1279	6	6	1308	1297	23	3	780	62.82	401	14,962
1181	462	182	179	98	3	461	3	2	361	359	2		269	78.90	131	13,670
1185	465	168	289	4	4	452	4	4	457	455	15		280	50.60	100	14,118
1187	497	199	292	6	4	491	12	1	491	486	24		272	53.33	141	12,856
1189	482	281	196	2	3	468	9	1	477	464	10	1	193	57.61	173	12,506
1191	549	222	322	4	1	537	9	5	544	523	11	1	310	53.90	109	10,538
1193	583	303	270	5	5	510	12	5	573	564	17	6	263	48.76	210	12,838
1195	336	261	73	1	1	309	10	8	334	328	2	1	70	53.54	202	12,431
1197	1															
1199	361	255	101	4	1	360			356	355	4	1	98	58.34	175	14,751
1201	317	202	113	2		299	6	1	315	314	5	15	110	57.27	141	11,877
1203	280	213	66	1		277	11	4	279	278	2		65	55.43	148	14,874
1205	459	216	235	3	5	455	16	4	451	451	15	33	226	45.93	132	9,927
1207	425	293	105	19	8	423	6	4	398	395	6	5	98	62.39	229	12,467
1215	830	602	214	9	5	805	14	10	816	803	9		204	54.27	427	11,669
1223	557	391	136	19	11	549	27	11	527	526	9	2	132	54.57	273	12,643
1227	533	343	149	37	4	498	15	12	492	490	6	24	148	47.35	239	12,573
1241	738	581	142	13	2	737	6	5	723	721	6	19	130	52.35	325	11,793
1247	1052	897	106	32	17	962	11	9	1003	981	5	3	77	90.63	756	17,180
1257	414	295	110	8	1	404	3	2	405	399	4	34	107	49.36	212	9,047
1265	394	295	88	4	7	379	5	4	383	365	9	1	86	66.70	207	11,885
1267	455	409	45		1	432	4	4	454	453	4		45	62.75	345	12,382
1269	144	124	19		1	144			143	143	1		19	95.21	110	12,781
1273	344	320	20	4		340	3	3	340	339		1	18	62.77	285	25,368
1275	791	708	42	12	29	762	4	4	750	744	4		44	78.63	673	18,994
1283	16	16				16			16	16					14	15,535
1291	1597	1073	181	316	27	1564	16	13	1254	1240	5		443	97.91	1027	20,513
1301	550	475	71	1	3	492	5	5	546	541	6	2	67	61.17	368	13,106
1333	1348	1204	91	50	3	1328	9	9	1295	1283	3	4	81	93.16	826	16,089
1339	447	431	14		2	431	1	1	445	439	1		13	85.92	418	16,443
1341	625	606	14	3	2	587	3	3	620	605	6		10	70.00	540	15,948
1347	3326	320	2974	29	3	3216	6	6	3294	3261	6	8	2963	102.93	284	12,985
1367	1528	844	10	669	5	1514	7	7	1514	1504	2		382	68.80	681	10,719
1377	1702	48	1468	174	12	1675	7	7	1516	1504	13	13	1580	97.96	81	14,322
1385	32	21	3	5	3	32	3	2	24	23			5	85.40	23	13,608
1399	480	426	36	15	3	455	2	2	462	441	3	2	30	113.73	379	15,416
1403	643	559	59	22	3	630	7	4	618	615	2		54	97.27	552	12,270
1409	807	757	41	2	7	794	3	3	798	795	5		36	66.38	734	13,592
1417	888	798	43	44	3	879	5	3	841	833	4		39	85.66	795	12,777
1429	663	569	78	11	5	656	5	5	647	646	10	1	79	75.54	463	15,199
1435	773	590	132	50	1	758	11	3	722	717	5	1	123	52.95	520	12,879
1441	967	395	463	91	18	933	6	5	858	850	13	1	536	49.53	297	15,465
1447	413	159	226	24	4	412	54	23	385	384	13	62	220	37.27	113	9,365
1451	449	289	125	12	23	400	34	26	414	414	4	43	115	64.46	228	13,675
1459	743	576	163	4		733	1	1	739	734	6		156	54.44	449	13,301
1463	710	228	470	4	8	687	2	2	698	695	18		456	68.88	139	13,902
1467	918	171	424	317	6	859	51	42	595	587	17	2	713	81.99	104	15,153
1471	444	293	146	4	1	436	20	9	439	432	4		142	60.77	243	13,118
1479	1013	682	311	6	14	1003	21	16	993	981	4	7	296	64.72	636	12,392
1483	459	408	41	7	3	451	8	5	449	443	1	10	35	88.28	394	22,740
1507	1142	909	199	19	15	1120	12	9	1108	1094	2	2	187	66.89	833	15,893
1529	246	209	8	21	8	225	9	9	217	214	5		3	76.66	216	12,014
1551	2609	280	2256	41	32	2568	15	10	2536	2520	14	14	2251	96.00	270	11,297
1571	2337	1547	656	62	72	2300	8	5	2203	2143	10	3	645	89.78	1294	11,885
1579	2439	1818	173	431	17	2384	38	37	1991	1987	16	6	328	85.29	1934	11,434
1617	1483	1223	202	11	47	1453	23	12	1425	1415	7	1	188	52.46	1079	11,222
1621	1214	921	278	12	3	1170	26	7	1199	1185	9		261	51.55	705	10,629

<sup>1</sup>For renter—occupied dwelling units and vacant nonseasonal not dilapidated units, for rent.  
<sup>2</sup>For owner—occupied dwelling units and vacant nonseasonal not dilapidated units, for sale only.

Table 3.—CHARACTERISTICS OF HOUSING FOR CENSUS TRACTS, BY BLOCKS: 1950

(Detailed statistics not shown for blocks containing fewer than 3 dwelling units, nor for dwelling units not allocated by blocks (designated by NR))

Census tract	Block	All dwelling units by occupancy and tenure					All dwelling units by condition and plumbing facilities			Occupied dwelling units			Contract monthly rent <sup>1</sup>		Value <sup>2</sup> of one-dwelling-unit structures		
		Total	Owner occupied	Renter occupied	Vacant non-seasonal not dilap., for rent or sale	Other vacant and non-resident	Number reporting	No private bath or dilap.	No running water or dilap.	Total	Persons per room		Occupied by non-white	Number reporting	Average monthly rent (dollars)	Number reporting	Average value (dollars)
											Number reporting	1.51 or more					
2	1	92	41	49		2	92	7	2	90	90	1	49	466.7	7	8,642	
	2	99	49	50			96	6	4	99	91		44	429.7	23	10,869	
	4	84	43	41			82	1	1	84	83		39	441.2	15	10,000	
	5	74	42	31	1		73	2	1	73	72	1	32	463.7	21	10,285	
	10	107	29	78			105			107	105	3	76	479.4	21	8,714	
	11	66	34	31	1		66			65	63		30	452.0	16	8,312	
	12	61	32	29			60	5	3	61	61	2	28	488.9	12	8,958	
3	2	81	7	71	1	2	71			78	73	4	66	231.6			
	3	101	11	90			91			101	100	5	87	249.4			
	4	25	2	23			25			25	23	1	23	243.0			
	5	104	17	86		1	97	8	1	103	103	6	85	263.6	4	5,500	
	6	1															
	8	89	14	71	1	3	87	1		85	85	4	72	265.6	4	6,450	
	9	45	10	33	2		43	4		43	42		35	270.8	1		
	10	1															
	4	1	59	16	43			58			59	59		42	415.2	4	11,250
		2	54	25	29			53			54	54	1	29	432.0	6	9,500
3		58	21	37			58	5	1	58	58		36	405.5	5	9,700	
4		70	26	44			66			70	70		44	399.7	4	10,250	
5		92	47	44	1		87			91	91		45	388.2	24	13,166	
6		60	27	32		1	60	6	4	59	59	1	31	444.5	10	11,240	
7		62	16	45	1		61	2	1	61	60	1	44	392.7			
8		83	37	46			82	6	1	83	83		46	397.8			
9		49	25	24			49	1		49	49		24	426.2	1	8,194	
10		59	22	35	2		54	3		57	53		30	397.0	9	8,944	
11		73	45	28			69	3		73	70	2	24	422.5	24	9,479	
12		82	48	33		1	82	5		81	81		33	450.6	16	9,343	
13		84	49	33	1	1	84	1		82	82		33	479.4	24	8,083	
14		49	26	22			49	4		48	48		19	454.7	11	8,954	
15		28	14	14			28			27	27		11	344.5	10	9,640	
19	68	35	33			67			68	68	1	30	384.6	13	8,730		
20	80	37	38	5		74			75	74		35	402.8	15	8,733		
5	1	10	3	7			10	4	4	10	10	1	7	230.0	1		
	3	1															
	4	20	3	17			20	5	4	20	20	4	17	218.2			
	5	62	22	39		1	62	10	6	61	61	2	52	222.2			
	6	31	6	25			27	7		31	25		22	225.1			
	6	1	55	30	25			55	3		55	55		23	405.2	17	7,335
2		57	28	29		1	56	3		56	55	1	33	438.1	10	8,450	
3		54	28	26			54			54	53		24	467.0	15	8,466	
4		70	44	26			70			70	70		28	428.2	20	8,775	
5		76	44	32	1		74	2		75	74		31	428.0	16	9,125	
6		79	44	35		1	77			78	78		34	486.4	1	10,785	
7		49	22	27		2	49			47	47	1	25	461.6	5	9,600	
9		39	22	17			39			37	34		7	474.4			
10		30	19	11		2	30			30	27		27	474.4	1		
11		34	25	9			34			34	27		11	463.6	15	9,766	
12		4					4			4	4		9	412.2	11	8,990	
13		17	7	10			16	4		17	16		9	397.7	3	8,000	
14		52	29	23	1	2	51	1	1	49	49	1	19	602.6	13	6,500	
15		42	31	11		1	40			41	40	1	8	472.5	26	7,907	
16		51	30	21			51	8		51	51	3	20	405.5	22	6,657	
17		16	7	9	1		16			15	15		7	404.2	4	8,454	
18		18	11	7			18			18	18		4	404.2	4	8,000	
19		69	44	22		1	67	1	1	68	65		4	430.0	12	8,016	
20	13					12			13	13		4	372.6	3	7,229		
21	43	18	24		1	42	1		42	41		22	450.0	8	8,375		
22	58	25	33			58	1	1	58	58	1	32	455.4				
7	1	111	20	90	1		82	19	1	110	109	11	89	451.6	4	11,500	
	2	224	44	220			207	3	2	224	222	7	203	346.0			
	3	13	5	8			11	1		13	13	1	8	248.7			
	4	16	5	11			15			16	16		8	399.0			
	6	134	20	110	4		125	5	2	130	126	3	108	383.3	7	8,214	
	7	9	6	3			8			9	8		9	370.0			
	8	15	6	9			14	1		15	15		9	402.2	1		
	9	31	8	23			31			31	31		23	333.4	1		
	10	115	22	112		1	112		1	114	112	1	107	396.3	1		
	11	56	12	44			52			56	54	3	41	378.0	1		
	12	66	26	40			61	19		66	65		39	253.5	16	6,125	
	13	117	34	79		3	114	29		113	113	4	74	271.8	4	5,750	
	14	122	15	104			120	4	1	119	119	7	106	264.3	1		
	15	10	2	7		1	10	5		9	9		8	377.5			

<sup>1</sup>For renter-occupied dwelling units and vacant nonsensonal not dilapidated units, for rent.  
<sup>2</sup>For owner-occupied dwelling units and vacant nonsensonal not dilapidated units, for sale only.

Table 3.—CHARACTERISTICS OF HOUSING FOR CENSUS TRACTS, BY BLOCKS: 1950—Con.

Census tract	Block	All dwelling units by occupancy and tenure					All dwelling units by condition and plumbing facilities			Occupied dwelling units			Contract monthly rent <sup>1</sup>		Value <sup>2</sup> of one-dwelling-unit structures	
		Total	Owner occupied	Renter occupied	Vacant non-seasonal not dilap., for rent or sale	Other vacant and non-resident	Number reporting	No private bath or dilap.	No running water or dilap.	Total	Persons per room		Number reporting	Average monthly rent (dollars)	Number reporting	Average value (dollars)
											Number reporting	1.51 or more				
8	1	78	39	38	1	75	1	1	77	67		34	45.17	23	7,686	
	2	75	45	28	1	72	2	2	73	70	1	27	44.25	31	9,687	
	3	76	54	21	1	73	2	1	75	72	1	22	44.09	28	12,089	
	4	79	36	41		63	1	1	77	76		38	41.28	10	10,150	
	5	90	55	32	1	83	1		87	84		32	46.12	26	9,596	
	6	80	49	31		79	4		80	80	2	31	52.16	26	9,000	
	7	56	32	23		55		1	55	55	2	23	44.69	19	8,631	
	8	60	35	22		60	1		57	57	2	22	41.90	21	9,261	
	9	70	50	19	1	69			69	69		19	49.68	39	8,333	
	10	69	52	16	1	69			68	68	1	16	45.06	43	8,767	
	11	82	49	32		82	7	5	81	80	1	30	43.06	24	8,937	
	12	87	51	36		84			87	86	1	35	45.82	27	9,292	
9	2	72	15	57		71	7	6	72	72		52	38.28	2		
	3	7	1	6		7			7	7		6	35.00			
	7	13		13		13	3	3	13	13	2	13	31.23			
	8	48	11	37		44	14	12	48	44	4	36	32.30	1		
	10	1														
	11	14	1	13		13	4	4	14	14		12	21.91			
	13	32	2	29		31			31	30		27	31.25			
10	1	120	42	78		114			120	118	1	78	42.38	24	9,791	
	2	114	48	65		104	2	1	113	111		62	41.80	4	8,000	
	3	98	39	59	1	86	3	3	98	95		55	43.32	10	10,900	
	4	95	57	37		93	4		94	93	2	36	41.27	27	9,962	
	5	90	61	28		90	9	1	89	89	2	27	45.14	32	10,187	
	6	110	60	47	1	105	5		107	106	1	46	43.43	32	8,906	
	7	134	61	71	2	130	4	1	132	130	2	72	35.18	28	9,125	
	8	93	30	62		80			92	90		60	36.90	4	11,000	
	9	50	40	10		50	1		50	50	1	9	47.88	35	9,657	
11	2	93	6	86	1	93	10	1	92	92	3	85	35.11			
	3	13		13		13	3	2	13	13	1	13	34.38			
	4	31	2	29		31	8		31	31		29	29.17			
	5	20	1	18		19	15	1	19	19		17	24.64			
	6	38	7	31	1	38	14	3	38	37	3	30	36.40			
	7	6		6		6	5	3	6	6		5	28.40			
12	1	76	14	62		76	1		76	76	6	58	48.55	7	10,314	
	2	61	20	40	1	61		1	60	59	2	39	58.00	10	11,850	
	3	25	18	7		25			25	25	2	7	42.57	9	20,111	
	4	94	32	62		81	1	1	94	93		59	61.71	15	14,333	
	5	98	56	42		96	3	1	98	97	1	40	53.90	38	11,881	
	6	87	53	34		83	1		87	86		34	43.52	35	10,242	
	7	87	41	44		87			85	85		43	37.90	25	11,060	
	8	2	55	187		234			242	233	7	178	53.66	28	9,650	
	9	45	16	29		40			45	45		29	41.86	1		
	10	64	11	53		54	1	1	64	63	2	50	50.38	2		
	11	19	13	6		19			19	19		6	70.66	10	12,100	
	12	44	30	14		43	1	1	44	44		14	53.78	19	10,263	
	13	35	24	10		34	1	1	34	34		9	50.00	13	13,423	
	14	62	24	38		62			62	62		37	48.27	5	11,200	
	15	72	40	31		71	3	1	71	69		28	48.75	18	13,916	
14	1	72	29	42		70	4	2	71	71		41	47.43	7	11,000	
	2	36	20	16		36			36	36		15	56.20	11	12,000	
	3	63	21	41	1	62			62	62	1	39	56.51	9	14,555	
	4	86	33	53		85	3		86	86	2	52	44.19	17	8,352	
	5	30	5	25		29	1	1	30	30	1	25	53.92	1		
	6	42	16	26		39			42	42		22	50.13	6	12,500	
	7	94	38	56		93			94	94	1	54	49.48	16	13,875	
	8	155	69	85		148	8	8	154	150	2	78	46.93	22	10,959	
	9	86	39	46	1	84	11		85	85	3	43	42.51	11	8,090	
	10	99	34	63	2	79	10	3	97	91	2	61	39.90	8	11,750	
	11	94	33	61		84		2	94	91	1	59	39.38	14	9,535	
	12	63	32	30		63			62	62		29	47.03	13	9,076	
	13	19	14	5		19			19	19		5	48.00	12	14,000	
	14	42	20	22		41	1	1	42	41		20	45.40	7	13,428	
	15	57	27	30		57			57	57		30	44.60	6	14,000	
	16	49	11	38		46			49	49	1	38	40.28			
16	1	50	26	24		46	5		50	49	2	21	39.57	17	10,000	
	2	47	30	17		47	6		47	47		17	48.82	17	8,911	
	3	79	14	64		79			78	78	2	63	44.44	5	7,800	
	4	79	24	55		73	1	1	79	77		54	50.16	7	10,000	
	5	43	34	9		42			43	41		9	48.00	30	8,153	
	6	39	29	10		36			39	38		10	55.70	18	8,250	
	7	52	47	4		50			51	48	1	4	53.25	42	8,583	

<sup>1</sup>For renter-occupied dwelling units and vacant nonseasonal not dilapidated units, for rent.  
<sup>2</sup>For owner-occupied dwelling units and vacant nonseasonal not dilapidated units, for sale only.



Table 3.—CHARACTERISTICS OF HOUSING FOR CENSUS TRACTS, BY BLOCKS: 1950—Con.

Census tract	Block	All dwelling units by occupancy and tenure					All dwelling units by condition and plumbing facilities			Occupied dwelling units			Contract monthly rent <sup>1</sup>		Value <sup>2</sup> of one-dwelling-unit structures		
		Total	Owner occupied	Renter occupied	Vacant non-seasonal not dilap., for rent or sale	Other vacant and non-resident	Number reporting	No private bath or dilap.	No running water or dilap.	Total	Persons per room		Occupied by non-white	Number reporting	Average monthly rent (dollars)	Number reporting	Average value (dollars)
											Number reporting	1.51 or more					
16	8	60	47	13		55	5	1	60	59	1		11	45.90	42	7,666	
	9	65	40	25	2	62			63	62	1		23	46.13	18	8,416	
	10	82	47	35		82	1		82	82	1		35	51.08	26	8,211	
	11	77	56	20		76	3		76	76	2		19	52.84	42	8,035	
	12	67	52	15		65	6		67	65	2		14	50.50	39	9,584	
17.0	1	44	4	40		43	30	30	44	44	5		39	21.97			
	2	1															
	3	1															
	4	14	3	11		12			14	14			10	55.50			
	5	12	4	8		11			12	11			7	34.71	2		
	6	2															
	7	1															
	8	24		24		24	1	1	24	23			22	37.00			
17.1	1	4		2		4	4	4	2	2			2				
	2	16	3	13		15	2		16	16	3		13	33.23	2		
	3	15	1	11		13	4		12	12	1		10	32.50			
	4	18	2	16		18	6	2	18	18			16	30.31			
	5	25	3	22		23	6	4	25	24			20	29.15	2		
	6	33	9	21		33	6	4	30	30	1		20	33.60	1		
	7	18	7	11		18	1		18	18			11	31.54	2		
	9	19		17		19	1		17	17	2		16	29.43			
	11	12	1	11		12	8		12	12			11	21.00			
	12	18	1	17		18	5		18	18	3		8	32.00	1		
	18	1	64	20	44		63	1		64	64	1		43	40.02	3	16,666
		2	178	21	155	1	176	2		176	173	3	3	151	52.01	14	9,442
3		91	29	60	2	89			89	89	1		58	48.56	16	10,793	
4		102	32	70		98	1		102	101	1		68	58.58	27	11,629	
5		50	34	14		50			48	48			13	58.07	28	8,728	
6		58	47	10		58			57	57			8	37.12	40	9,250	
7		70	48	21		70	1		69	69			18	43.77	30	10,383	
8		46	23	23		46	1	1	46	46			22	42.95	6	10,166	
9		40	34	6		39			40	39	1		6	42.00	29	8,727	
10		28	17	9		28			26	26			8	43.00	8	8,562	
11		78	58	20		77	2		78	77			18	43.22	43	8,558	
12		72	61	11		72			72	72			8	43.62	42	8,504	
19		1	11	3	8		11	5	1	11	11			2	24.75	2	
	2	1															
	9	38		38		38	1		38	38			37	30.86			
	10	3	1	2		3			3	3	1		2		1		
	12	22	2	19		19	3	3	21	21	1		19	30.00	2		
20	1	75	43	31	1	74	2	1	74	73			31	45.00	17	13,382	
	2	103	48	55		101	2		103	101	1		54	42.53	15	13,300	
	3	46	31	15		46	1		46	46			15	54.13	20	11,750	
	5	76	68	8		76			76	74			8	46.50	60	8,775	
	6	12	10	2		12	1		12	12			2		8	10,625	
	7	21	16	5		21			21	20			5	70.50	15	15,666	
	8	18	13	5		18			18	17			5	54.40	7	10,885	
	21	3	4	1	3		4	1		4	4			2			
4		7	3	4		7	1		7	7			4	27.00	1		
6		2															
7		1															
8		6		5		6	1	1	5	5			5	20.20			
9		1															
11		5		5		5			5	5			4	19.25			
13		9	3	6		9			9	9	1		6	25.83			
14		2		2													
21		3	1	2		3			3	3			1		1		
22	34	3	31		25	2		34	31	2		28	38.39				
22	1	213	65	147		195	3	3	212	211	5	1	144	41.82	32	11,443	
	2	155	33	20	1	153	1		153	153	1		19	64.10	18	12,000	
	3	11				11			11	11			11	46.81	1		
	4	10		7		10			10	10			11	55.00	4	15,250	
	5	17		15	2	17			17	17			13	56.84	7	14,285	
	6	20		19		20			20	20			13	49.83	7	13,857	
	7	24		24		24			24	24	1		66	57.85	7	14,071	
	8	10		14		10			10	10			14	57.85	7	14,071	
	9	11		9	1	11			11	11			8	60.87	4	17,500	
	11	206	27	79		200			206	200	1		8	60.87	4	17,500	
	11	70	28	41	1	65	5	3	69	69	1		41	47.11	14	11,464	
	12	21	8	12	1	21	2		20	20	2		11	63.54	3	15,000	

<sup>1</sup>For renter-occupied dwelling units and vacant nonseasonal not dilapidated units, for rent.  
<sup>2</sup>For owner-occupied dwelling units and vacant nonseasonal not dilapidated units, for sale only.

Table 3.—CHARACTERISTICS OF HOUSING FOR CENSUS TRACTS, BY BLOCKS: 1950—Con.

Census tract	Block	All dwelling units by occupancy and tenure					All dwelling units by condition and plumbing facilities			Occupied dwelling units			Contract monthly rent <sup>1</sup>		Value <sup>2</sup> of one-dwelling-unit structures		
		Total	Owner occupied	Renter occupied	Vacant non-seasonal not dilap., for rent or sale	Other vacant and non-resident	Number reporting	No private bath or dilap.	No running water or dilap.	Total	Persons per room		Occupied by non-white	Number reporting	Average monthly rent (dollars)	Number reporting	Average value (dollars)
											Number reporting	1.51 or more					
24	1	47	38	9		43			47	46			9	49.44	27	11,544	
	2	42	34	7		38			41	39	1		7	46.85	21	11,309	
	3	53	31	19	3	53		2	50	50	1		22	48.18	18	9,277	
	5	82	52	30		81		1	82	82			30	45.83	35	9,314	
	6	94	43	49	2	92			92	91	1		49	42.81	15	8,933	
	7	44	36	7		39			43	43			6	54.33	26	8,615	
	8	82	33	49		36			82	80			45	50.04	17	9,882	
	9	97	6	89	1	94			95	94	2		85	36.22			
	25	1	539	1	537		522	6	4	538	533	8	35	536	35.52		
2		458		455	1	455	1	1	455	454	5	28	453	36.82			
3		532	2	526		517			528	526	6	40	516	35.58			
4		609	3	606		559			609	603	12	44	597	35.72			
5		456		456		442	1	1	456	454	6	29	455	36.94			
6		530	2	526	2	393	8	8	528	518	9	45	492	36.47			
26	1	40	22	17	1	40	1		39	39			16	52.06	14	12,357	
	2	22	18	4		22	2		22	22			2		17	11,911	
	3	17	17			16			17	17					17	12,705	
	4	32	28	4		32			32	32		1	3	55.00	23	17,000	
	5	32	23	9		31	1	1	32	32			7	62.14	16	16,843	
	6	54	31	23		53	5	3	54	52	1		23	49.08	13	13,230	
	7	65	33	32		65	5	1	65	63			29	40.96	19	10,894	
	8	53	33	18		53			51	51			17	55.05	17	13,911	
	9	51	26	24		51	1	1	50	50			23	43.30	15	15,800	
	10	114	23	91		110			114	113	3		90	45.53	7	10,857	
	11	93	33	60		89	3	2	93	92	1		56	44.73	12	8,750	
27	1	66	1	64		64			65	61	1		63	39.50			
	2	13	1	12		13			13	13			12	32.16			
	3	8	2	6		8			8	8			4	31.00	1		
	4	22	3	19		19			22	19			19	32.63	1		
	5	15	4	11		14			15	15			10	34.70	1		
	7	1															
	11	7	1	6		7			7	7		2	6	26.66			
28	1	37	14	20	2	37	2		34	33	1		20	34.70	4	9,250	
	2	14	7	7		14	3		14	14			6	40.66	5	14,400	
	3	49	31	18		45	3	3	49	49			18	57.82	17	14,705	
	4	47	25	22		45	5	1	47	45			21	44.57	8	13,627	
	5	108	26	80	1	105	8		106	101	1		76	43.03	2		
	6	37	19	18		37	1		37	35	1		17	44.52	7	8,222	
	7	29	15	14		29			29	29			14	41.42	6	12,333	
	8	38	21	17		36			38	38			17	48.76	7	9,785	
	9	80	19	61		78	2		80	79	2	1	59	46.47	5	9,000	
	10	69	21	48		59			69	68			46	39.32	5	18,000	
	11	30	13	17		30	5		30	29	1		16	42.37	4	9,000	
	12	26	10	16		26			26	26			15	40.53	1		
	13	50	28	21	1	45			49	48			21	52.90	19	10,736	
	14	43	25	18		43	2		43	42			17	47.76	15	11,000	
	15	40	20	20		40	1		40	40	2	1	20	40.30	4	8,125	
	16	58	27	31		58			58	58			31	43.54	6	11,166	
	17	38	13	25		38			38	38	1		25	38.08	2		
	18	30	16	14		29			30	29			14	42.07	5	8,160	
29	1	77	4	69		73			73	72	1	2	66	39.75			
	4	15	6	9		15	3	3	15	15	1	1	8	35.00	3		
	5	8	2	5		8	1	1	7	7	1	1	5	27.00	1	7,166	
	6	2															
	7	45	3	41	1	42	1	1	44	44	2		40	36.82	1		
	8	120	12	108		117	2	2	120	119	1		104	31.84	1		
	9	47	6	41		43	2	2	47	46	1	1	32	38.40	2		
	11	65	15	50		63	1	1	65	64	1		46	33.60	5	9,600	
	12	19	7	12		19			19	18			12	35.41	2		
	13	87	12	75		82	2	2	87	87	4	1	72	35.87	2		
	14	61	15	43	1	57	11	11	58	58	2	2	43	32.39	3	3,666	
	30	1	75	36	39		69	1		75	75			38	52.76	30	14,366
		2	112	41	71		98	3	2	112	95			69	46.04	8	15,625
		3	70	36	34		60			70	65	1		31	51.29	30	8,640
4		34	23	11		34			34	34			9	50.22	19	12,815	
5		56	29	26	1	55			55	55			25	54.12	12	12,375	
6		29	20	9		23			29	28	1		9	52.22	15	9,466	
7		22	20	2		21			22	22			2		18	9,305	
8		22	18	4		20			22	22	1		3	44.00	16	9,093	
31	2	28	6	22		27	5	5	28	26			22	32.00	1		

<sup>1</sup>For renter-occupied dwelling units and vacant nonseasonal not dilapidated units, for rent.  
<sup>2</sup>For owner-occupied dwelling units and vacant nonseasonal not dilapidated units, for sale only.

Table 3.—CHARACTERISTICS OF HOUSING FOR CENSUS TRACTS, BY BLOCKS: 1950—Con.

Census tract	Block	All dwelling units by occupancy and tenure					All dwelling units by condition and plumbing facilities			Occupied dwelling units			Contract monthly rent <sup>1</sup>		Value <sup>2</sup> of one-dwelling-unit structures			
		Total	Owner occupied	Renter occupied	Vacant non-seasonal not dilap., for rent or sale	Other vacant and non-resident	Number reporting	No private bath or dilap.	No running water or dilap.	Total	Persons per room		Occupied by non-white	Number reporting	Average monthly rent (dollars)	Number reporting	Average value (dollars)	
											Number reporting	1.51 or more						
31	3	11	2	9					11	11								
	4	29	8	21					29	29								
	5	58	17	41					58	57	3							
	6	89	8	81					89	87	1	1					8.666	
	7	68	6	62					68	68	2							
	8	46	15	31					46	46	3							
	9	90	17	73					90	86	4							
	10	94	19	75					94	94	2							
	11	41	10	31					41	41	1							
	12	19	3	16					19	19								
	13	7	3	4					7	7								
	15	16	2	13	1				15	15								
	32	2	11	8	3					11	11							
		3	27	20	7					27	27							
		4	36	33	3					36	34	1						
5		14	12	2					14	14	1							
8		43	12	30	1				42	42								
10		56	19	36		1			55	54	2							
11		50	30	20					50	50								
12		18	7	11					18	18								
13		15		15					15	15	2							
14		88	49	37		2			88	86	1	1						
15		42	24	17		1			41	41								
34		3	38	17	21					38	38	4						
		4	51	9	41		1			50	50	4						
		5	41	18	23					41	41	2						
		6	14	6	8					14	14							
	7	19	11	8					19	19								
	8	10	9	1					10	10								
	9	10	9	1					10	10								
	10	10	2	8					10	10								
	11	18	13	5					18	17								
	12	44	26	18					43	43	1							
	13	44	38	5		1			42	42								
	14	46	35	11					44	46	2							
	15	60	42	24					59	60	1							
	16	62	42	20					61	62	1							
	17	57	39	17		1			54	55	2							
35	1	16	4	12					14	4	4							
	2	30	9	21					29	17	17							
	3	8	2	6					7	4	4							
	4	49	16	33					49	37	35							
	5	39	8	31					39	14	13							
	6	22	3	19					21	11	8							
36	1	63	18	43	1	1			63	61								
	2	47	16	31					47	47	2							
	3	57	13	43	1				56	56	3							
	4	48	15	30	3				48	45								
	5	60	20	40					60	60	1							
	6	30	10	20					30	30								
	7	22	9	13					22	22	1							
	8	29	16	13					29	29								
	9	18	7	10		1			17	17								
	10	H	4	4					H	H								
	11	13	6	7					12	13								
	12	11	5	6					11	11								
	13	51	30	17		4			50	47								
	14	80	32	46		2			77	77								
	15	69	35	32		2			66	67								
16	75	39	36					73	75	1								
17	62	37	25					59	62									
18	58	37	20		1			56	57	2								
19	33	24	9					33	33									
37	2	1																
38	1	5	3	1					4	4								
	2	46	6	39		1			11	10								
	3	23	10	12					22	22								
	4	28	8	19		1			27	27								
	5	18	9	9					18	18								
	6	51	4	46		1			51	50								
	7	55	29	22					55	51								
	8	20	7	12		4			20	19								
	9	40	13	26		1			40	39								

<sup>1</sup>For renter - occupied dwelling units and vacant nonseasonal not dilapidated units, for rent.  
<sup>2</sup>For owner - occupied dwelling units and vacant nonseasonal not dilapidated units, for sale only.

Table 3.—CHARACTERISTICS OF HOUSING FOR CENSUS TRACTS, BY BLOCKS, 1950—Con.

Census tract	Block	All dwelling units by occupancy and tenure					All dwelling units by condition and plumbing facilities			Occupied dwelling units			Contract monthly rent <sup>1</sup>		Value <sup>2</sup> of one-dwelling-unit structures		
		Total	Owner occupied	Renter occupied	Vacant non-seasonal not dilap., for rent or sale	Other vacant and non-resident	Number reporting	No private bath or dilap.	No running water or dilap.	Total	Persons per room		Occupied by non-white	Number reporting	Average monthly rent (dollars)	Number reporting	Average value (dollars)
											Number reporting	1.51 or more					
38	10	84	31	53					84	84	1		52	3 686	2		
	11	75	25	48		2			75	73	1		47	3 623	1		
	12	58	20	38					58	57			37	2 967	1		
	13	65	26	39					64	64	1		39	3 630	3	7 333	
	14	71	26	45					71	71	5		44	3 809	1		
39	1	68	19	49					68	68			49	3 344	3	6 333	
	2	19	4	15					19	19	2		15	3 266			
	3	40	12	28					40	40			28	4 489			
	4	118	16	102					118	117	3		100	3 565			
	5	42	12	29	1				41	41	1		30	3 353	1		
	6	82	10	72					81	81	4		69	2 688			
	7	36	3	33					36	36			31	3 103			
	8	51	18	32		1			49	50	1		32	2 721			
	9	23	4	19					21	23			19	3 110			
	10	1															
40.0	2	53	15	36					51	51	1		34	3 235	4	10 250	
	3	87	30	55	1				85	85	4		52	3 976	9	9 444	
	4	72	17	54		1			71	71	1		29	4 326	9	10 222	
	5	49	17	31					48	48			29	4 020	4	14 750	
	6	38	14	24					37	38			23	4 943	4		
	7	100	52	48					97	100	4		47	4 208	11	8 863	
	8	84	34	50					81	81	3		48	3 850	9	9 055	
	9	19	11	11					16	19			9	4 533			
	10	24	9	14					23	23			14	3 450			
	11	29	8	20		1			29	28	2		19	3 821	1		
	40.1	1	8	3	4	1				7	7	1	1	4	2 875	3	5 000
3		3	1	2					3	3			1				
4		11	4	7					11	11			6	4 633	2		
5		139	21	118					139	139	7		115	4 242	8	9 687	
6		16	3	12	1				15	15			13	4 392	1		
7		56	24	31					56	56	1		30	4 800	9	8 833	
8		37	21	16					37	37	1		16	4 231	11	9 045	
10		14	14						14	14					14	8 535	
11		30	15	14		1			29	29					4	9 000	
12		2															
41		1	11	3	8					11	11	1		8	3 125		
	2	78	10	68					77	78	4		66	3 756	2		
	3	18	6	12					18	18			11	3 436			
	4	36	9	26	1				35	35	2	1	26	2 826	2		
	5	13	1	12					13	13	1		12	3 175			
	6	70	12	58					70	70	4		58	3 544	3	10 666	
	7	41	14	27					41	41	2		26	3 119	3	10 500	
	8	9	7	2					9	9	1		2		1		
	9	18	3	15					16	16	1		14	2 864			
	10	23	1	22					23	23			22	3 445			
42	1	55	26	27					53	53	2		26	3 265	7	8 142	
	2	6	2	4		2			6	6			4	3 500			
	4	16	4	12					16	16			12	3 616			
	5	3	1	2					3	3			2				
	6	38	10	26	1	1			36	36	2		25	3 752	2		
	7	69	27	40					67	66	5		39	3 915	11	8 372	
	8	115	47	68	2				111	115	6		64	4 295	5	8 200	
	9	6	5	1					6	6			1		3	8 200	
	10	92	46	45		1			91	88	1		40	4 307	14	9 178	
	11	97	52	45					91	95	1		43	4 358	19	4 736	
	12	73	41	32					61	69	2		29	4 541	24	7 008	
	13	100	35	65					100	100	3		60	4 491	6	9 500	
	14	114	47	67					113	114	3		67	3 534	12	6 791	
	15	133	46	85					123	129	3		82	3 648			
	16	117	34	81	2				104	113	3		75	3 998	10	8 500	
	43	8	22	5	17					22	21		3	16	2 250	1	
9		28	9	18		1			27	27	4		18	3 572	2		
10		28	10	18					28	28		1	18	2 705	3	4 333	
44	1	65	25	40					65	65			39	4 769			
	2	17	4	13					17	15	1		13	3 776			
	3	4		4					4	3			4	3 175			
	4	6	2	4					6	6	1		4	3 550	1		
	5	23	7	16					23	20	2		16	3 718	1		
	6	27	16	11					27	25			11	4 054	7	5 671	

<sup>1</sup>For renter - occupied dwelling units and vacant nonseasonal not dilapidated units, for rent.  
<sup>2</sup>For owner - occupied dwelling units and vacant nonseasonal not dilapidated units, for sale only.

HOUSING—BLOCK STATISTICS

Table 3.—CHARACTERISTICS OF HOUSING FOR CENSUS TRACTS, BY BLOCKS: 1950—Con.

Census tract	Block	All dwelling units by occupancy and tenure					All dwelling units by condition and plumbing facilities			Occupied dwelling units			Contract monthly rent <sup>1</sup>		Value of one-dwelling-unit structures		
		Total	Owner occupied	Renter occupied	Vacant non-seasonal not dilap., for rent or sale	Other vacant and non-resident	Number reporting	No private bath or dilap.	No running water or dilap.	Total	Persons per room		Occupied by non-white	Number reporting	Average monthly rent (dollars)	Number reporting	Average value (dollars)
											Number reporting	1.51 or more					
44	7	20	7	13		20	4	2	20	19	1		13	4 330	3	5166	
	9	17	9	8		17	6		17	17	1		6	41.33	5	11000	
	10	47	24	23		47	1		47	47	2		23	44.91	3	13666	
	11	30	15	15		30			30	30			15	46.53	6	11166	
	12	5				5			5	5			2		2		
	13	11				11			11	11			2	42.16	4	9500	
	14	28				28			28	28			22	38.72	1		
	15	18				18			18	18			12	38.41			
	16	1				1			1	1							
	17	23	13	9		23		1	22	22	1		9	36.00	5	5600	
	18	7				7		1	6	6			1		4	8000	
	19	22	16	6		22			22	22	2		6	42.50	12	10083	
	20	10	8	2		10	1	1	10	10			2		5	10600	
	25	1				1			1	1							
	26	18	8	10		18	3	3	18	18	2		10	32.20	1		
	27	16	4	12		16	2	2	16	16	3		12	34.00	2		
	28	25	9	16		25	4	2	25	25	2		15	32.20	4	5050	
29	25	11	14		25	5	3	25	23	1		13	31.00	4	7125		
45	1	24	4	20		24	9	2	24	24	2		18	26.05	1		
	2	29	6	23		29	7	4	29	29	1	7	17	32.58	1		
	3	28	8	20		28	4	1	28	28		2	19	28.36	1		
	4	30	3	27	1	30	9	3	28	28	1		24	30.79	1		
	5	1				1			1	1							
	7	16	2	14		16	11	11	16	16	2		13	26.07			
	10	14	2	12		13	8	8	14	14			12	21.25			
11	14	8	11		17		1	19	18		2	11	29.18	2			
47	1	200	25	174	1	198			199	197	19		168	45.82	3	14666	
	2	248	20	228	20	247			45	44	3	1	227	71.48			
	3	252			22	219			24	24	1		252	66.34			
	9	24	10	14		24		1	24	24	1		14	53.85			
10	178	45	133		175		1	177	177	6		131	47.95	6	13333		
48	1	3		3		3	1	1	3	3			3	31.66			
	2	15	9	6		15			15	15	1		6	47.16	5	9600	
	3	10	10			10			10	10					10	12000	
	4	59				58			59	59			11	46.09	38	12057	
	5	46	36	10		46			46	46			10	45.50	34	10038	
	6	46	37	9		45		1	45	45			8	49.50	36	9972	
	7	9	7	2		9			9	9			2		6	6583	
	8	38	25	13		37		1	37	37	1		11	47.09	18	9611	
	9	50	38	11		48		1	49	49			10	42.40	31	11190	
	10	8	7	1		8			8	8			1		6	19166	
49	1	27	12	14	1	26		1	26	26			15	49.00	5	10800	
	2	101	42	57	1	101	1	1	99	99	3		58	50.29	2		
	3	20	9	11		20			20	20	2	1	11	45.72	2		
	5	1				1			6	6			4	31.00			
50	2	1				1			1	1							
	9	6	1	5		6			6	6			4	31.00			
51	1	78	28	50		76	3	1	78	76	3		46	47.26	7	7714	
	2	91	8	83	1	91	1	1	90	90	6		80	39.23	2		
	3	186	17	168	1	185			185	185	6		164	46.42	2		
	4	147	26	120	1	145	3	3	146	144	1		115	52.28	4	10500	
	5	127	14	113	1	125	1	1	126	124	3	1	107	33.01	3	14333	
	6	74	17	56	1	68	2	2	73	73	4		55	41.72	4	5675	
	7	69	9	60		63			67	67	2		48	41.83	2		
	8	14	5	9		14		2	14	14	1		8	31.50			
	9	7	1	6		7		2	7	7			6	43.33	1		
52	1	92	18	74		89	9	2	92	90	6		74	31.25	3	7333	
	2	35	16	19		34	1	1	35	33			18	33.33	3	8000	
	3	68	26	41		67	5	2	67	59	2		17	47.05	2		
	4	87	30	56		84	5	5	86	85	1		55	41.85			
	5	53	25	28		53	8	1	51	50	1		26	34.92	9	8166	
	6	46	13	33		46	3	3	46	46	3		31	34.25	3	5333	
	7	48	24	24		48	3	5	48	47	2		24	35.58	11	6545	
	8	34	22	12		34			34	34			12	31.16	11	7818	
	9	31	10	21		31			31	31	2		20	39.05	3	5500	
	10	29	5	24		29		2	29	29			23	30.08	1		
53	1	214	47	167		204	9	2	214	209	11	1	157	41.93	4	16375	
	2	247	39	207	1	222	3	3	246	245	2		198	42.38	7	11428	
	3	127	13	114		123			127	126	2		110	49.84	2		

<sup>1</sup>For renter—occupied dwelling units and vacant nonseasonal not dilapidated units, for rent.  
<sup>2</sup>For owner—occupied dwelling units and vacant nonseasonal not dilapidated units, for sale only.

Table 3.—CHARACTERISTICS OF HOUSING FOR CENSUS TRACTS, BY BLOCKS: 1950—Con.

Census tract	Block	All dwelling units by occupancy and tenure					All dwelling units by condition and plumbing facilities			Occupied dwelling units			Contract monthly rent <sup>1</sup>		Value <sup>2</sup> of one-dwelling-unit structures		
		Total	Owner occupied	Renter occupied	Vacant non-seasonal not dilap., for rent or sale	Other vacant and non-resident	Number reporting	No private bath or dilap.	No running water or dilap.	Total	Persons per room		Number reporting	Average monthly rent (dollars)	Number reporting	Average value (dollars)	
											Number reporting	1.51 or more <sup>3</sup>					Occupied by non-white
53	4	89	12	77					89	89	1		75	4 658	1		
	5	173	22	148	3				170	162	14	2	141	4 426	4	12 500	
	6	124	40	84					124	124	3		80	4 747	26	10 096	
	7	11		10		1			10	10	1		10	4 100			
	9	159	45	112	2				157	156	2	1	112	5 254	24	11 362	
	10	307	13	292		2			305	304	2		284	4 677			
	11	110	19	88	1	1			107	107	4		86	4 298	5	8 800	
	12	103	19	82	1	1			101	99	15		79	3 962	5	9 100	
	13	228	16	212					222	226	15		200	4 053			
	14	191	41	150					191	183	5		138	5 011	4	9 800	
	54	2	20	7	13				20	20				13	3 815		
		3	3	1	1	1			3	3				1		1	
		4	2							2	2						
		5	29	14	15				29	29				15	3 486		
6		5	1	4				5	5				4	3 650			
7		9	4	4		1		9	8				4	4 000	3	7 500	
8		31	15	16				30	31		1		16	4 381	2		
9		99	40	57		2		98	97		3		56	4 492	21	7 728	
10		73	44	29				72	73				26	3 807	17	9 047	
11		65	46	17		1		64	63				18	4 616	30	8 350	
12		69	50	19				68	68				19	4 815	32	8 625	
13		37	30	7				37	37	1	1		7	5 171	28	8 560	
14		29	20	9				29	29				9	4 622	15	8 833	
55		1	66	18	48				66	62				47	3 478	5	8 800
	2	33	11	22				33	30				15	3 760			
	3	30	9	21				29	28				19	3 505	1		
	4	192	13	176	2	1		181	188		3	6	169	3 413	2		
	5	11	6	5				10	10				3	3 000	3	3 666	
	6	47	15	31		1		46	46				30	3 540	5	4 640	
	7	21	10	11				19	19				11	3 900	5	4 640	
	8	8		8				8	8				8	4 800	3	9 000	
56	1	15	7	8				14	15				8	4 337			
	2	33	12	21				33	33				20	4 495			
	3	61	37	24				61	61				22	4 700	21	8 428	
	4	39	27	11		1		39	38				11	4 172	20	9 445	
	5	72	53	19				72	72				15	4 953	38	8 268	
	6	69	53	15		1		69	68				15	4 453	44	8 693	
	7	68	49	19				68	67				19	4 778	39	8 658	
	8	66	48	18				66	66				18	4 300	40	8 580	
	9	30	26	4				30	30				3	4 266	24	8 937	
	10	44	32	12				44	44				12	4 941	25	7 776	
	11	41	30	10		1		40	40				10	4 770	21	8 409	
57	1	71	12	59				71	71				58	4 194			
	2	3	1	2				3	3				2		1		
	3	1						1	1								
	4	79	14	64		1		74	78				59	3 749	1		
	5	179	17	161				169	178				153	3 801	2		
	6	191	19	171		1		188	188				165	4 144	2		
	7	184	15	169				184	182				150	4 520	3	7 000	
	8	133	17	116				133	132				109	4 532	4	10 250	
	9	165	24	140				165	164				140	4 306	3	9 500	
	10	265	16	246		1		263	260				244	4 214	1		
	11	361	4	356		1		358	360				350	3 966			
	12	1						1	1								
	14	6	1	5				6	6				5	4 740	1		
	58	1	55	29	26				54	55				21	4 909	16	8 906
2		58	44	14				58	53		1		12	4 908	34	8 500	
3		19	13	6				19	19				5	3 780	11	6 236	
4		37	21	15				37	36				15	5 126	18	7 500	
5		42	23	18		1		42	41				17	4 682	15	9 366	
6		42	29	13				42	42				13	4 553	23	9 630	
8		32	26	6				32	32				6	3 916	24	8 833	
9		19	16	3				19	19				3	3 866	14	7 678	
10		16	9	6		1		15	15				6	6 833	6	10 333	
11		55	43	12				54	55				12	5 750	37	9 932	
12		54	44	10				54	54				9	4 833	35	11 371	
13		27	26	1				27	27				1		22	8 472	
15		5						5	5								
16		3						3	3								
17		21	8	13		1		21	21				12	3 733	1		
18		30	17	13				30	30				13	3 838	2	6 250	
20		33	4	29				33	33				27	4 037	8		
21		56	33	22		1		54	55				22	3 613	21	8 976	
22		52	22	30				52	52				30	3 146	18	7 361	
23		9	7	2				9	9				2		7	7 571	
24		9	2	7				9	9				7	2 571	1		

<sup>1</sup>For renter - occupied dwelling units and vacant nonseasonal not dilapidated units, for rent.  
<sup>2</sup>For owner - occupied dwelling units and vacant nonseasonal not dilapidated units, for sale only.

HOUSING—BLOCK STATISTICS

Table 3.—CHARACTERISTICS OF HOUSING FOR CENSUS TRACTS, BY BLOCKS: 1950—Con.

Census tract	Block	All dwelling units by occupancy and tenure					All dwelling units by condition and plumbing facilities			Occupied dwelling units			Contract monthly rent <sup>1</sup>		Value <sup>2</sup> of one-dwelling-unit structures		
		Total	Owner occupied	Renter occupied	Vacant non-seasonal not dilap., for rent or sale	Other vacant and non-resident	Number reporting	No private bath or dilap.	No running water or dilap.	Total	Persons per room		Occupied by non-white	Number reporting	Average monthly rent (dollars)	Number reporting	Average value (dollars)
											Number reporting	1.51 or more					
58	26	21	8	12		1	21			20	20	2					
	27	12	6	6			12			12	12		11	3 66.3	2		
	28	21	15	6			21			21	21	1	6	4 08.3	4	9 750	
	29	14	10	4			14			14	14		6	4 98.3	12	13 000	
	30	5	5				5			5	5		4	5 62.3	0	14 875	
	31	18	12	6			18			18	18		5	4 24.0	8	12 500	
	32	8	6	2			8			8	8		2		4	10 662	
	33	5	3	2			5			5	5		2		1	6 000	
	34	9	9				9			9	9		1		6	12 833	
	35	15	7	8			15			15	15	1	8	4 75.0	2		
	36	17	12	5			16			17	17		5	4 86.0	8	9 187	
	38	8	7	1			8			8	8		1		7	8 800	
	59	1	172	40	130	2		170	5	3	170	169	3				
		2	71	27	42	1	1	70	5	2	69	69	2	131	4 20.3	7	7 542
		3	160	27	131	1	1	157		2	158	157	6	40	4 35.5	9	8 722
		4	274	46	228			262	2	4	274	273	7	128	4 40.3	7	9 000
5		264	34	230			259	10	1	264	264	8	222	4 40.3	12	9 166	
6		359	41	318			353	1	1	359	355	18	226	4 43.5	5	11 800	
7		124	36	84	2	2	122	1	1	120	118	1	313	4 43.5	12	8 375	
8		316	16	297	2	1	309	5	5	313	311	18	81	4 96.2	5	15 000	
													292	4 35.5	3	14 000	
61	1	208	27	179	2		201	19	10	206	204	5					
	2	170	29	140	1		165	7	3	169	169	3	175	3 93.9	5	9 080	
	3	407	31	375		1	398	3	5	406	405	9	135	4 44.6	13	13 269	
	4	484	37	443	4		441	3	2	480	475	18	365	4 47.5	2		
	5	593	19	570	1	3	563	11	7	599	591	3	436	4 13.8	2		
	6	410	33	371		6	405	3		404	401	2	549	4 94.7			
	7	204	16	187	1		204	1		203	202	1	356	4 16.1	2		
	8	135	47	88			133	1		135	134	4	181	4 01.6	6	17 250	
													86	5 57.0	11	13 136	
62	2	4	2	2			4			4	4						
	3	14	2	12		2	14	2	1	12	12	1	2	3 44.0	4	3 000	
	12	4	2	2			4			4	4		35		1		
	14	12	10	2			12			12	12		28		9	11 222	
	15	5	4	1			5			5	5		9	3 05.5	4	9 000	
	16	15	6	9			15			15	15		1		2		
	17	3	1	2			3			3	3		2	3 00.0	1		
	18	6	3	3			6			6	6		3				
	19	5	2	3			5			5	5		3	6 60.0			
	20	3	3				3			3	3		1				
	21	4	2	2			4			4	4		2		2		
	22	4	3	1			4			4	4		1		2		
	23	1	1				1			1	1						
	26	1	1				1			1	1						
	27	1	1				1			1	1						
	30	1	1				1			1	1						
	62	1	4		4		4			4	4		4	2 75.0			
77	10	3	4	2	1	9			7	7		2		3	3 000		
78	9	4	5			8		4	9	8		2		3	4 333		
79	8	5	2		1	8		2	7	7		2		4	3 625		
80	1					1			1	1							
82	1					1			1	1							
84	4	1	1	2		4			2	2		1		3	2 333		
63	1	130	65	64		1	126	5	4	129	128	1					
	2	250	66	183	1		246	4	5	249	248	9	61	4 93.9	41	10 573	
	3	181	67	113	1		178	1	3	180	179	2	178	4 91.0	14	14 821	
	4	568	23	537	2	6	562	2	2	560	559	3	11	5 43.1	18	17 444	
	5	656	14	641	1		651	99	27	655	655	14	52	4 19.1			
	6	321	32	285	1	3	316	29	27	317	315	8	62	4 27.8			
	7	262	22	239		1	262			261	259	5	27	4 35.0	2		
	8	93	13	75	3	2	91	3	11	88	88	12	23	3 66.4	6	7 250	
	9	52	3	47	1	1	52			50	50	2	46	4 27.9	1		
65	1	254	69	185			248			254	251	7					
	2	302	55	245	2		300	2		300	300	12	179	4 07.8	34	9 735	
	3	281	50	231			278		8	281	276	7	232	3 99.2	18	7 572	
	4	395	32	360	2	1	389		1	392	392	13	228	3 87.4	1	7 400	
	5	373	12	353	3	5	362			365	357	28	341	4 34.2	5	10 000	
	6	445	8	436			436	1	1	444	443	19	424	4 67.0			
	7	245	50	191	3	1	243		2	241	240	6	424	4 72.1			
	8	45	6	39			45			45	45		189	4 36.6	4	10 250	
	9	181	21	157	3		180		1	178	176	9	330	4 89.7	1		
	10	81	13	68			81		4	81	80		66	4 05.5	5	10 900	
67	1	53	5	48			52			53	51	8	45	3 99.5			

<sup>1</sup>For renter - occupied dwelling units and vacant nonseasonal not dilapidated units, for rent.  
<sup>2</sup>For owner - occupied dwelling units and vacant nonseasonal not dilapidated units, for sale only.

Table 3.—CHARACTERISTICS OF HOUSING FOR CENSUS TRACTS, BY BLOCKS: 1950—Con.

Census tract	Block	All dwelling units by occupancy and tenure					All dwelling units by condition and plumbing facilities			Occupied dwelling units			Contract monthly rent <sup>1</sup>		Value <sup>2</sup> of one-dwelling-unit structures		
		Total	Owner occupied	Renter occupied	Vacant non-seasonal not dilap., for rent or sale	Other vacant and non-resident	Number reporting	No private bath or dilap.	No running water or dilap.	Total	Persons per room		Occupied by non-white	Number reporting	Average monthly rent (dollars)	Number reporting	Average value (dollars)
											Number reporting	1.51 or more					
67	2	42	22	20					42	42	2		17	52.52	7	7,000	
	3	50	26	23	1				48	47			22	44.77	12	11,250	
	4	104	35	69					101	5	1		67	43.64	7	12,000	
	5	39	12	27					39	3			25	37.92	5	10,100	
	6	19	1	18					19	2	2		18	44.55			
	8	102	23	79					100	1	1		76	36.86	7	10,714	
	9	175	20	153	1	1			174	1	1		148	44.99	2		
	10	238	36	202					235	1	1		196	43.75			
	69	1	78	15	63					74	2			59	34.94		
		2	92	9	80		3			86	25			77	30.88	2	
3		132	22	108		2		12	131	49	12		103	31.31	4	6,250	
4		144	25	118	1				143	37	27		116	33.59	8	9,500	
5		43	13	29		1			43	13	11		26	30.07	1		
6		72	24	47		1			70	3	3		47	37.53	2		
7		109	21	88					107	13	6		88	31.84	2		
8		4		4					4	4	4		4	25.00			
10		129	18	109	2				124	24	22		109	39.20	2		
11		84	34	50					82	10	1		48	49.81	3	12,166	
12		191	30	161					187	3	1		157	44.06	3	6,000	
71		1	48	10	38					48	48			36	43.33	2	
		2	119	31	86		2			117	15	2		79	39.92	5	8,400
	3	64	28	36					63	1			36	42.36	8	17,275	
	5	39		39					38	1			36	41.41			
	6	43	3	40					43	8			38	47.47			
	7	80	18	60	1	1			76	7			59	46.38	6	7,266	
	8	151	16	135					151	3	2		127	49.07			
	9	130	33	97					117	6			94	38.94	12	11,166	
	10	232	10	220	2				227	2	2		214	44.07	1		
	11	56	3	53					54	1	1		5	39.46			
	12	23	11	12					22				12	44.58	1		
	13	53	21	32					50	2	2		29	47.10	1		
	14	188	9	175	1	3			179	2	2		166	36.92			
	15	241	5	235		1			238	3	3		232	42.56			
	16	68	22	46					67	1	1		44	46.22	1		
	73	1	221	4	214		3			219	12	12		209	44.97		
2		480	19	457	4				459	8	6		449	48.84	3	12,666	
3		231	2	222	6	1			227	1	1		215	51.81	2		
4		27	17	10					24				9	53.33	6	13,416	
5		71	20	51					66	1	1		46	43.91	4	15,500	
6		124	34	90					120	8	3		87	40.29	4	14,750	
7		203	11	191	1				203	2	2		190	43.00	3	18,666	
8		143	10	132	1				141	1			131	44.66	7	17,642	
75	1	414	16	398					407	3	3		387	48.89	4	17,250	
	2	499	19	474	6				478	3	3		466	53.61	6	14,750	
	3	266	23	239	3	1			264	2	2		231	41.18	3	18,333	
	4	150	15	135					148	2	2		132	42.90	1		
	5	90	32	57	1				90	3	3		57	41.92	7	12,857	
77	1	51	16	35					51	51	2		34	42.61	5	10,400	
	3	64	24	40					64	18	17		37	35.91			
	4	111	15	93	2				111	63	61		88	31.29	2		
	5	65	18	47		1			64	31	26		43	34.58	1		
	6	30	10	20					29				17	31.76	2		
	7	91	27	57		7			91	12	8		53	31.37	4	9,000	
	8	3	2	1					3				1		1		
	79	1	56	17	39					54	11	7		37	39.70	3	11,333
2		136	51	85					132	2	2		82	44.23	12	13,400	
3		53	17	36	1				51				36	40.85	2		
4		133	32	101					123	3			95	33.67	1		
5		129	29	98		2			129	6	2		96	36.87	5	6,160	
6		72	7	64	1				69	1	1		61	40.55	1		
7		52	18	32	1				46				33	40.66	2		
8		142	32	109	1	1			129	5	2		105	33.12	8	6,187	
9		143	18	125					138	8	1		121	32.80	4	6,125	
81	1	24	5	16		3			20	6			16	25.06	1		
	2	12	4	7		1			12	2			7	22.57	3	5,866	
	4	32	13	17		2			29	3			17	24.70	4	5,000	
	5	37	18	18	1				36				18	44.11	9	9,444	
	6	79	24	52	3				77	7	7		55	39.81			
	9	19		19					19				19	27.26	1		
	10	48	11	37					48	15	1		35	26.51			
	11	27	2	25					27	5	2		24	28.20	2		

<sup>1</sup>For renter—occupied dwelling units and vacant nonseasonal not dilapidated units, for rent.  
<sup>2</sup>For owner—occupied dwelling units and vacant nonseasonal not dilapidated units, for sale only.



HOUSING—BLOCK STATISTICS

Table 3.—CHARACTERISTICS OF HOUSING FOR CENSUS TRACTS, BY BLOCKS: 1950—Con.

Census tract	Block	All dwelling units by occupancy and tenure					All dwelling units by condition and plumbing facilities			Occupied dwelling units			Contract monthly rent <sup>1</sup>		Value <sup>2</sup> of one-dwelling-unit structures		
		Total	Owner occupied	Renter occupied	Vacant non-seasonal not dilap., for rent or sale	Other vacant and non-resident	Number reporting	No private bath or dilap.	No running water or dilap.	Total	Persons per room		Number reporting	Average monthly rent (dollars)	Number reporting	Average value (dollars)	
											Number reporting	1.51 or more					Occupied by non-white
82	1	1		3		3			3	3			3	3 5.00			
	4	3															
	5	34	12	22		31	9		34	34			22	4 2.54	3	8 000	
	6	46	35	11		45	8	2	46	46			11	4 8.36	22	9 386	
	7	59	29	30		57			59	57			28	4 3.10	14	10 321	
	8	56	23	33		55	2		56	55	2		30	6 2.36	10	9 300	
	9	33	15	18		32			33	33	1		13	4 8.84	8	10 312	
	10	28	17	11		28			28	28			11	4 0.36	5	10 600	
	11	57	44	13		56	1	1	57	57			13	4 9.30	35	9 200	
	12	79	56	22	1	79	7		78	78			22	4 5.50	35	10 248	
	83	1	54	23	30	1	51	7	3	53	51	2	1	28	2 8.00	8	6 937
		2	44	15	29		44			44	44	1		29	3 0.79		
3		114	23	91		113	2	2	114	114	6		86	3 2.47	5	16 200	
4		57	20	37		57			57	57	1		37	3 9.67	7	14 285	
5		31	19	12	1	30	4	4	29	29			17	4 4.11	3		
6		42	5	37		41	14	14	37	37	3		32	2 8.06			
7		74	25	49		72	6	4	69	69			44	4 3.45	2		
8		40	5	35		40	2	2	40	40	2		34	3 4.32	1		
9		7	1	6		6	2	2	7	7			6	3 4.50			
10		70	10	58		70	6	5	68	68	6		57	3 1.96	1		
11		74	13	61		73			74	74	3		61	3 0.44	1		
12		14	4	10		12			14	12			8	3 6.25			
13		45	6	38	1	44	3	1	44	43	2		38	3 9.21	4	4 500	
14		23		21	2	21	2		21	21			23	2 4.91			
84	1	8	2	5		7			7	6			4	6 2.75			
	2	35	18	17	1	32	1	1	35	32	1		16	4 8.37	7	9 857	
	3	67	37	30		65			67	66			27	4 6.48	14	10 428	
	4	63	31	32		63			63	63			32	3 7.75	6	8 500	
	5	42	16	26		41			42	42			23	4 8.78	5	10 000	
	6	46	32	14		46			46	44			13	5 9.76	19	8 684	
	7	52	27	25		51			52	51			23	4 6.39	6	10 166	
	8	23	15	8		21			23	22	2		6	5 2.50	9	10 500	
86	1	17	12	5		17			17	14			5	3 5.20	7	9 500	
	2	19	9	10		19			18	15			8	4 7.25	3	10 000	
	3	38	28	10	1	35			38	38			10	4 7.60	17	11 264	
	4	56	43	13		55			56	55			12	4 8.58	29	10 717	
	5	71	40	29		71			69	67	1		27	4 3.22	25	10 160	
	6	18	16	2		18			18	14			2	9 3.75	12	9 375	
	7	27	21	5		26			26	22			4	4 3.50	15	9 800	
	8	22	17	5		22			22	22			4	4 9.50	14	9 642	
	9	15	13	2		15			15	15			2	9 3.63	11	9 363	
	10	73	54	17		71	2		71	70			15	4 5.86	37	9 829	
87	1	25	3	21	1	25	8	3	24	24	3		20	3 9.65	1		
	2	44	2	42		43			44	44			39	3 9.76	1		
	3	30	9	21		30	1		30	30	1	2	21	3 5.85	6	10 500	
	4	28	10	18		28	1		28	28	2		17	3 7.76	5	10 400	
	5	4		4		4			4	4	1		2				
	8	511		495		506	33	33	495	492	9	41	490	4 0.70			
88	1	15	6	8		14			14	14			8	3 9.87	2		
	2	32	21	11	1	32			32	32	1		10	4 7.40	13	9 884	
	3	10	7	3		10			10	10			3	5 3.33	6	9 166	
	4	36	27	9		35			34	34	1		6	4 6.33	22	9 363	
	5	35	20	15		35	2	2	35	35			15	3 9.86	14	9 392	
	6	49	38	11		49			49	49			11	5 3.00	32	9 471	
	7	58	40	17		57			57	57	1		16	4 7.93	24	8 895	
	8	30	18	12	1	30	2	2	30	30	1		12	4 3.66	11	9 863	
	9	33	13	20		33	5	5	33	33	1		18	3 6.05	6	9 850	
	10	82	48	32		74	4	4	80	80	3		30	4 6.76	17	9 911	
	11	17	9	8		15	1	1	17	17	1		8	5 2.25	5	9 082	
	12	39	27	12		36	2	2	39	39			12	4 6.91	20	9 975	
	13	50	34	13	1	47	1		47	47	1		14	4 4.07	26	8 846	
	14	10	6	4		10			10	10			4	3 0.00	5	10 400	
91	1	98	35	63		95	11	8	98	98	3		62	4 2.48	1	5 925	
	2	92	28	64		90	11	5	92	91	3		63	3 4.22	4		
	3	120	30	90		105	3		120	112	3		81	3 6.25	4	7 000	
	4	84	35	49		78	4		84	82			45	4 3.64	3	8 000	
	5	40	16	24		39	12	11	40	37			24	4 4.08	4	11 625	
	6	17	5	11	1	16	4	3	16	16			11	3 5.90	1		
	7	6	2	4		6	1	1	6	5			3	5 0.33			
	8	39	11	23	5	39	17	1	34	34			27	3 8.22	1		

<sup>1</sup>For renter - occupied dwelling units and vacant nonseasonal not dilapidated units, for rent.  
<sup>2</sup>For owner - occupied dwelling units and vacant nonseasonal not dilapidated units, for sale only.

Table 3.—CHARACTERISTICS OF HOUSING FOR CENSUS TRACTS, BY BLOCKS: 1950—Con.

Census tract	Block	All dwelling units by occupancy and tenure					All dwelling units by condition and plumbing facilities			Occupied dwelling units			Contract monthly rent <sup>1</sup>		Value <sup>2</sup> of one-dwelling-unit structures		
		Total	Owner occupied	Renter occupied	Vacant non-seasonal not dilap., for rent or sale	Other vacant and non-resident	Number reporting	No private bath or dilap.	No running water or dilap.	Total	Persons per room		Occupied by non-white	Number reporting	Average monthly rent (dollars)	Number reporting	Average value (dollars)
											Number reporting	1.51 or more					
91	10	1															
94	1	101	58	43		101	1	1	101	101	2		42	4326	37	8845	
	2	22	14	8		22			22	22			8	4650	11	9136	
	3	96	67	27	2	96			94	94	1		27	3966	53	8977	
	4	62	33	29		62			62	62			28	4978	14	10535	
	5	68	35	31	2	68	1	1	66	66	1		32	5678	4	13250	
	6	93	21	71	1	88			92	88	3		65	4083	3	9666	
	7	75	23	51	1	70	3	3	74	71	2		48	4285	9	13277	
	8	50	13	37		44			50	48	1		35	4291	4	12375	
	12	61	26	34	1	61	2	1	60	60	2		33	4445			
	13	81	41	39	1	81	2	1	80	80	1		40	4225	11	12181	
		14	70	58	12				70	70			12	4066	42	9290	
	95	1	220		219		219	1		219	216	8		217	5217		
		2	176	26	148	2	165	2	1	174	169	7		146	4639		
		3	139	63	76		139			139	139	1		76	5303		
4		95	41	53	1	95			94	94			53	5269	1		
5		109	49	60		108			109	109	5		60	4780	12	13166	
6		28	13	14		28		1	27	27	1		14	6342	4	12250	
7		43	15	28		42			43	42	1		27	5148			
8		37	5	31	1	37			36	36	2		31	4170			
9		49	3	45	1	49	3	3	48	48	5		45	3502	2		
96	1	85	62	23		85	2		85	84			23	4017	53	9377	
	2	100	55	45		100			100	100	1		45	4282	28	9450	
	3	74	39	35		74			74	74	1		34	4408	26	11596	
	4	83	42	39	1	82	3		81	81	2		40	4295	20	10165	
	5	86	59	27	1	85			86	83			24	5083	51	5688	
	6	76	61	15		74	2	1	76	75			15	4553	49	8736	
	7	72	60	12		71			72	72			12	4850	46	9997	
	8	82	70	12		81	1		82	81	1		12	5625	60	8808	
	9	51	38	13		50			51	51	1		12	4693	28	9982	
	10	10	5	5		10			10	10			5	4500	1		
	11	16	10	6		16	1		16	16	2		6	5050	7	9714	
	12	59	30	28	1	57			58	56			25	4116	16	11656	
	13	11	9	2		11			11	11			2		8	8812	
97	1	206	59	147		199			206	202	7	1	142	4712			
	2	207	59	148		206	2		207	207	3	2	146	4712			
	3	196	71	124	1	196			195	194	11		122	4881	29	10931	
	4	173	78	97		173	14		165	164	9		80	4673	28	12482	
	5	173	75	97		165			172	170	7		92	4463	14	11300	
	6	32	20	12		30			32	31			11	5154	4	11500	
	7	58	25	31	2	55			56	56	3		32	4393	7	12285	
	8	101	23	75	1	101	2		98	98	7		74	4640	11	11727	
	9	51	34	17		50			51	51			16	4050	16	10500	
	10	43	30	11		43			41	40			11	5227	20	12675	
	11	47	24	23		47	3		47	47	1		21	4719	1		
	12	65	20	43		62			63	62	2	1	40	5105			
98	1	92	20	71	1	92			91	91			67	4238	11	10181	
	2	64	22	39	1	63			61	61			39	5197	6	10250	
	3	58	22	35		58	1		57	57		1	33	4560	4	9625	
	4	61	18	42		61	1		60	60			42	4290	7	9357	
	5	30	21	8		30			29	29	1		9	4444	17	11411	
	6	50	20	29	1	49		1	49	49			29	4420	13	10038	
	7	57	24	33		57			57	57			33	4278	11	9181	
	8	42	33	9		42			42	42			9	5755	28	8750	
	9	77	25	51	1	76			76	76	1	1	50	4480	11	8772	
	10	64	34	29		64	2	2	63	63			27	3840	21	9238	
	11	95	43	51	1	94	9	2	94	94	2		51	3850	16	9343	
100	1	77	67	10		65	2	2	77	77	7		10	5150	54	10666	
	2	74	58	15		72	4	3	73	69	4		13	4223	47	11287	
	3	66	43	23		61		1	66	64	1		22	4531	29	11379	
	4	81	67	14		80		2	81	79			11	5072	60	8318	
	5	101	64	36	1	101			100	100			33	4824	35	8545	
	6	72	46	25		70			71	70			23	5443	30	10516	
	7	81	45	36	1	74			81	81			36	4638	12	10291	
	8	64	35	28		50			64	64			28	4778	17	10764	
	9	50	33	15	2	48			48	48			15	5346	26	10326	
	10	19	12	7		16			19	19			7	5085	6	8916	
	11	26	12	14		25			25	26	4		14	3657	4	11250	
	12	117	55	62		114			117	112			59	4464	8	10812	
101	1	137	53	84		137	8		137	132	11		84	4150	17	11352	

<sup>1</sup>For renter - occupied dwelling units and vacant nonseasonal not dilapidated units, for rent.  
<sup>2</sup>For owner - occupied dwelling units and vacant nonseasonal not dilapidated units, for sale only.

HOUSING—BLOCK STATISTICS

Table 3.—CHARACTERISTICS OF HOUSING FOR CENSUS TRACTS, BY BLOCKS: 1950—Con.

Census tract	Block	All dwelling units by occupancy and tenure					All dwelling units by condition and plumbing facilities			Occupied dwelling units			Contract monthly rent <sup>1</sup>		Value <sup>2</sup> of one-dwelling-unit structures		
		Total	Owner occupied	Renter occupied	Vacant non-seasonal not dilap., for rent or sale	Other vacant and non-resident	Number reporting	No private bath or dilap.	No running water or dilap.	Total	Persons per room		Occupied by non-white	Number reporting	Average monthly rent (dollars)	Number reporting	Average value (dollars)
											Number reporting	1.51 or more					
101	2	170	45	125	1	1	164	5	1	170	167	6	123	40.65	12	12,041	
	3	112	60	50			111	3		110	110	2	51	53.01	19	11,631	
	4	115	57	58			112			115	115	3	51	53.51	8	9,762	
	5	123	54	66	3		117			120	120	9	64	47.40	12	10,416	
	6	48	23	25			48			48	48	1	25	46.20	1		
	7	132	18	114			130			132	130	6	110	39.79	1		
	8	66	28	38			66			66	66	2	38	46.44	6	8,583	
	9	30	13	17			30			30	30	1	17	44.76	2		
	10	48	25	22	1		48			47	47	2	21	42.90	19	9,978	
	11	83	29	54			83			83	83	2	53	44.56	11	10,272	
	102	1	54	39	19			58	2	1	58	58	2	16	48.25	24	10,208
2		51	40	11			51			51	50		11	52.18	27	10,888	
3		49	41	8			47	1		49	47		5	46.20	30	10,083	
4		65	52	11		2	65			63	60	1	11	56.36	47	9,223	
5		10	8	2		1	10			10	10		1		7	8,571	
6		48	39	8			47			47	47		8	52.75	35	10,491	
7		41	34	7			41			41	41		6	38.33	27	9,814	
8		43	35	8			43			43	43		8	51.50	25	10,452	
9		34	14	20			33			34	34		19	37.05	7	10,071	
10		25	20	4		1	25	1	1	24	24	1	4	58.25	17	7,529	
13		36	27	9			36			36	36		9	39.77	24	7,833	
14		30	21	9			30			30	30		9	48.66	16	7,906	
15		27	20	7			25			27	25		5	53.40	14	8,714	
103		1	368	43	325			367	11	4	368	364	15	318	38.98	9	14,333
		2	26	18	8			26	1		26	26		7	45.42	12	11,083
	3	196	21	173	2		193	1		194	192	10	165	40.64			
	4	354	41	313			352	2		354	354	21	307	37.71	1		
	5	182	72	109	1		175	10	2	181	178	7	110	46.47	6	15,333	
	6	83	26	57			81	3	2	83	82	3	54	44.64	6	9,333	
	7	53	16	36		1	52	1		52	51	2	36	48.08	2		
	8	56	24	32			56	2	1	56	53	1	31	53.03			
	10	22	8	14			22			22	21	1	14	52.78	2		
	11	82	22	60			72	1		82	76	1	51	74.72	5	12,800	
	12	37	6	30		1	37			36	36		29	45.48			
	13	44	14	30			39			44	43	2	28	50.96			
	104	1	111	32	77			106			109	106		67	42.74	18	10,055
2		128	52	75		2	125			128	128		74	47.05	19	9,368	
3		110	56	53	1		108	2		109	105	2	52	43.88	40	9,087	
4		86	54	30	2		82			84	82		31	50.70	34	10,220	
5		67	54	13			67			67	67	1	12	45.25	46	10,663	
6		46	38	8			46			46	46	1	7	53.00	30	10,583	
7		61	45	15		1	60			60	60	1	12	45.00	29	9,448	
8		62	52	7		3	62		1	59	59		7	48.00	42	10,578	
9		70	53	17			69		1	70	70	1	17	48.52	39	9,666	
10		67	50	15		2	67			65	65		15	52.40	36	9,250	
105	1	154	56	96	2		150			152	150	2	95	79.03	36	15,875	
	2	172	34	128	1		171			162	160	1	124	92.66	26	10,192	
	3	199		191	2	9	196		1	191	190	1	191	92.36			
	4	148	32	114	1	6	144	1	1	146	146	2	115	93.66			
	5	131	57	74			130			131	128		72	86.70	6	18,250	
	6	193	3	188	5		180			188	188	1	190	87.97			
	7	207		198	6		207			201	201	1	206	91.86			
	8	203	1	191	6	11	202		1	192	191	1	190	91.92			
	9	200		189	3	8	192		1	189	188	2	190	93.42			
106	1	58	26	30		2	56	4	4	56	55		29	47.17	11	12,500	
	2	57	36	20	1		57			56	56		19	45.31	22	8,568	
	3	60	39	21			59	3	1	60	59		20	48.00	29	8,965	
	4	44	33	11			42	3		44	44		11	45.27	23	10,956	
	5	49	26	22			49		1	48	48		22	40.90	11	13,454	
	6	90	44	45	1		89	3	1	89	88	1	45	45.53	20	9,725	
	7	94	46	46		2	91	1	1	92	91	1	46	48.91	22	7,877	
	8	73	56	17			69			73	71	1	16	50.56	46	8,669	
	9	91	57	34			90			91	91		32	45.84	34	10,205	
	10	115	29	85		1	114			114	113	2	79	46.27	15	8,933	
108	1	101	53	48			101	1	1	101	101	2	48	45.10	18	10,194	
	2	112	44	68			112	2		112	111	2	67	43.11	9	9,888	
	3	98	55	43			81			98	96	1	40	46.62	20	8,825	
	4	78	40	37		1	78	2		77	77	2	36	40.50	20	10,115	
	5	76	38	38			69	1	1	76	76		37	43.18	22	8,886	
	6	81	44	36		1	74			80	80	3	35	48.71	15	9,133	
	7	85	42	43			83			85	84		41	46.65	24	9,083	
	8	77	40	37			76	2	1	77	75		38	40.65	27	8,611	
109	1	4	3	1		4			4	4	2			1			

<sup>1</sup>For renter - occupied dwelling units and vacant nonseasonal not dilapidated units, for rent.

<sup>2</sup>For owner - occupied dwelling units and vacant nonseasonal not dilapidated units, for sale only.

Table 3.—CHARACTERISTICS OF HOUSING FOR CENSUS TRACTS, BY BLOCKS: 1950—Con.

Census tract	Block	All dwelling units by occupancy and tenure					All dwelling units by condition and plumbing facilities			Occupied dwelling units			Contract monthly rent <sup>1</sup>		Value <sup>2</sup> of one-dwelling-unit structures	
		Total	Owner occupied	Renter occupied	Vacant non-seasonal not dilap., for rent or sale	Other vacant and non-resident	Number reporting	No private bath or dilap.	No running water or dilap.	Total	Persons per room		Number reporting	Average monthly rent (dollars)	Number reporting	Average value (dollars)
											Number reporting	1.51 or more				
109	3	1														
	4	53	30	23		53			53	53		23	48.56	11	12,636	
	5	30	14	15		29			29	28		14	43.35	5	11,200	
	7	56	24	32		55			56	55	2	32	47.81	2		
110	1	103	57	45		103	5	3	102	102	2	44	44.90	30	8,150	
	2	87	45	39	1	86			84	81		40	40.45	31	9,064	
	3	57	30	27		57			57	57	1	27	46.70	11	7,636	
	4	65	27	36	1	65	3	1	63	62	2	36	41.36	13	9,153	
	5	65	43	22		64			65	64		20	45.70	19	8,684	
	6	98	47	51		98	6	2	98	98		47	44.08	12	9,725	
	7	92	36	52	1	91	1	1	90	90	1	53	46.00	26	10,134	
	8	114	51	63		112	8		114	114		63	42.30	5	10,200	
	9	67	44	23		67		6	67	67	1	22	43.45	33	9,545	
111	1	42	32	10		40	1		42	42	1	10	45.00	20	12,375	
	2	65	25	40		62	1		65	65		39	47.23	5	18,400	
	3	82	35	47		81	9		82	82	2	42	49.88			
	4	42	25	17		36	2	1	42	38		13	57.23	15	12,000	
	6	292	78	212	1	277	1		290	280	2	201	46.16	1		
	7	318	24	292	2	312	2	2	316	311	15	289	41.74	6	18,000	
	8	87	45	41		83	1		86	85	3	39	55.64	37	10,905	
	9	127	62	65		125		1	127	126	2	64	83.53	45	10,911	
	112	1	74	50	23		74	2	2	73	73		20	48.75	36	9,483
2		36	18	18		36	1		36	36		18	44.94	5	9,040	
3		29	18	11		29			29	29		9	38.22	6	8,833	
4		91	37	54		91			91	89	2	52	44.84	5	7,400	
5		59	24	34	1	57	7	2	58	58	2	35	32.82	4	7,250	
6		16	2	13		16			15	14	3	12	34.83			
7		46	12	33	1	44		9	45	44	2	33	29.84	3	5,666	
8		40	13	27		37	11	5	40	40	2	27	37.14	2		
9		67	32	34	1	64	6		66	66	3	33	54.00	8	8,500	
10		80	34	46		79			80	78	1	43	45.65	4	7,750	
113	1	119	53	66		116	1		119	119	3	66	45.65	28	9,964	
	2	113	66	44	2	104	1		110	108		43	53.32	24	10,604	
	3	138	59	79		136	1		138	137	3	78	51.94	2		
	4	616		616		609	1	1	616	610	10	607	37.34			
	5	58	18	39		57			57	55	3	39	47.87	1		
	6	94	22	71		89	1		93	93	4	69	42.14	2		
	7	469	20	448		458	5	2	468	456	3	430	41.79			
	8	179	64	114		168	6	1	178	172	4	109	49.72	12	14,041	
114	2	15	4	10		14	7	5	14	12		7	40.57	1		
	4	15	11	4		15	1		15	15		4	40.75	1		
	5	53	13	39	1	51			52	50		35	40.91	1		
	6	46	15	31		46	15	14	46	46	1	30	38.73	2		
	7	44	13	30	1	38	3	2	43	42	4	27	38.37	2		
	8	16	8	8		14			15	15		8	41.25	2		
	9	30	11	18	1	25	1	1	29	28		19	32.42	3	6,000	
	10	59	29	30		51	3	2	59	57	2	27	38.22	7	13,714	
	11	68	23	44	1	67	11	5	67	67	4	44	36.13	3	6,333	
	115	1	59	15	42		57	2	2	57	57	2	39	45.15	3	8,000
		2	78	16	59	2	77			75	75	6	60	45.51		
3		122	49	73		121			122	122	4	71	45.50	15	11,333	
4		306	32	272		299	19	8	304	300	1	257	39.73	5	13,500	
5		103	16	82	5	99		4	98	97	2	82	38.95	4	10,250	
6		21	10	11		21			21	21		11	42.45	3	7,833	
7		62	13	48		62			61	61	2	47	37.74	6	9,000	
8		96	22	72	2	95	1	1	94	94	3	74	38.66	1		
9		90	24	64	2	88	1	1	88	88	3	65	36.95	3	8,166	
10		39	2	36		39			38	38	5	36	39.27			
11		78	8	69	1	75			77	75	3	67	40.62			
12		223	3	217	3	221	1	1	220	220	3	217	51.58			
116	1	27	13	14		27	2	2	27	27	2	13	43.15	5	9,900	
	2	33	18	15		33			33	32		13	51.07	6	9,333	
	3	11	5	6		10			11	11		5	36.00			
	4	41	28	13		41			41	41		13	46.23	20	8,900	
	5	53	26	27		53	2	2	53	53		27	43.25	2		
	6	51	34	16		51			50	50		15	54.20	18	8,438	
	7	23	16	7		22			23	22		7	42.00	4	8,875	
	8	31	24	7		31		2	31	31		6	50.00	16	9,218	
	9	47	28	18	1	46			46	46	1	17	41.64	17	10,264	
	10	82	27	51	1	81	3	5	78	77		51	37.33	8	9,937	
	11	74	36	38		74	7		74	72	1	37	40.16	7	6,571	

<sup>1</sup>For renter - occupied dwelling units and vacant nonseasonal not dilapidated units, for rent.  
<sup>2</sup>For owner - occupied dwelling units and vacant nonseasonal not dilapidated units, for sale only.

HOUSING—BLOCK STATISTICS

Table 3.—CHARACTERISTICS OF HOUSING FOR CENSUS TRACTS, BY BLOCKS: 1950—Con.

Census tract	Block	All dwelling units by occupancy and tenure					All dwelling units by condition and plumbing facilities			Occupied dwelling units			Contract monthly rent <sup>1</sup>		Value <sup>2</sup> of one-dwelling-unit structures		
		Total	Owner occupied	Renter occupied	Vacant non-seasonal not dilap., for rent or sale	Other vacant and non-resident	Number reporting	No private bath or dilap.	No running water or dilap.	Total	Persons per room		Occupied by non-white	Number reporting	Average monthly rent (dollars)	Number reporting	Average value (dollars)
											Number reporting	1.51 or more					
117	1	207	56	147	1	3	207	1	1	203	203	7		141	43.17	8	7,437
	2	142	53	84			137	1	1	142	139			80	49.92	5	13,200
	3	180	51	123	2	4	179			174	172	9	1	123	44.59	14	11,000
	4	180	34	144		1	179	6		179	177	2		138	43.85	2	
	5	189	34	126		1	181			184	177	7	1	119	44.81	10	9,050
	6	184	71	111		2	176			182	181	4		109	42.29	29	10,086
	7	123	51	67		2	121	6	1	118	118	5		66	40.75	22	9,750
	8	149	29	116	2	2	144	4		145	144	5		113	31.50	6	7,583
	9	138	19	118	1		135	2	1	137	135	8		115	37.56	1	
118	1	59	28	31			59			59	59			31	40.45	12	9,375
	2	36	22	14			36	1	1	36	36	1		14	41.92	10	9,250
	3	51	30	21			50	2	2	51	51	1		21	43.90	9	8,666
	4	43	17	28		1	41	6	3	42	41	2		24	40.04	4	10,625
	5	108	45	63		1	106	8	3	107	106	1		45	42.75	30	8,735
	6	66	35	31			66	8		66	66	3		31	44.65	20	8,900
	7	36	19	17			36			36	36			18	40.72	9	12,111
	8	27	14	13			27			27	27	1		14	53.78	8	8,375
	9	30	13	17			30			30	26			12	41.91	9	8,000
	10	38	5	33			38	4	1	38	37			13	42.07	18	9,027
119	1	177	53	124			167	3	3	177	155	8		118	36.32	17	11,235
	2	40	33	7		2	27			38	36			35	33.48	1	
	3	205	20	185	2	2	205	19	16	202	202	7		179	37.56	1	
	4	193	27	166			186	10		191	190	6		156	34.92	1	
	5	35	11	24	3		35			32	32			21	34.28	1	
120	1	54	20	34			51			54	51	1		32	47.12	7	10,714
	2	42	10	32		2	42			40	39	1		29	39.13	2	
	3	65	33	32		3	67			64	63	1		25	45.00	15	9,580
	4	57	33	24			56	4	3	57	57	1		24	41.45	24	8,416
	5	83	46	37			83	3		83	83	4	4	37	39.89	20	9,750
	6	82	40	42			80			82	81			34	41.61	17	9,411
	7	28	11	17		2	28			28	28			11	53.27	6	10,333
	8	30	13	17			30			28	27			13	61.92	7	11,642
	9	24	12	12			24			24	24	1		9	51.44	7	12,422
	10	31	16	15	1		29			30	26			15	46.33	10	12,200
121	1	97	33	64			97			97	97	2		63	50.60	6	12,166
	2	111	28	83			111			111	111	4		54	47.48	26	11,057
	3	83	29	54	1		81	1	1	83	81			56	44.39	1	
	4	133	10	123	1	1	127			131	129	3		99	42.01	3	12,666
	5	51	22	29	1	1	51	3	1	50	49	1		29	42.13	3	10,125
	6	29	10	19	1		28	3	1	29	29	2	1	18	48.24	25	9,344
122	1	56	29	26			54	3	3	55	55	1	2	25	48.36	10	11,650
	2	73	33	40		1	73	12	12	72	72	1		35	40.02	12	11,541
	3	84	33	51			84	4		83	83	3		50	50.94	14	13,714
	4	98	71	27	1		98	1		98	98			70	49.75	7	11,714
	5	43	21	22			43			43	43			22	53.22	7	10,142
	6	32	22	10	1		31			31	31			10	50.30	14	12,607
	7	39	11	28		1	38			38	38			12	54.91	18	10,472
	8	53	26	27			53	2		53	53	7		35	56.65	5	13,400
	9	91	47	44		1	91	3		90	90	3		63	43.03	7	12,714
	10	47	27	20			47	3		47	47	1		20	51.30	14	10,200
	11	71	31	40		2	70	1		69	69			35	53.25	11	9,136
	12	66	29	37	1	2	66	2		63	63			35	45.94	8	12,312
123	1	39	32	7			39			39	39			6	67.16	25	11,600
	2	72	22	50		1	72			71	71	1		8	83.12	47	12,506
	3	68	40	28			68	2		68	68			40	48.45	1	
	4	46	11	35			46			46	46	1		11	47.27	19	11,963
	5	41	33	8			41			41	41			4	52.00	32	10,734
	6	33	11	22			33			33	33	1		18	47.66	5	11,800
	7	27	11	16			27			27	27	1		12	55.50	22	
	8	50	30	20			50	5	4	50	50	3		13	49.38	29	10,310
	9	97	30	67		1	95	2	2	96	96	1		65	32.56	5	8,000
	10	23	9	14			23	1		23	23	3		12	48.16	4	7,350
124	1	140	41	98		1	140	2	2	139	139	1		94	54.35	22	10,590
	2	67	26	41			67			67	67	1		41	47.36	11	14,681
	3	148	40	108		2	146	1	1	146	146	1		105	52.00	22	10,931
	4	72	41	31		3	71			69	68			27	40.07	25	10,220
	5	84	45	39			84	4		84	84			35	47.08	19	8,894
	6	40	25	15	2		38			37	37	1		13	49.00	11	9,563
	7	56	22	34		2	54		2	54	54			31	38.03	12	9,125
	8	26	15	11			26			26	26			11	66.18	7	10,857
	9	30	14	16		2	30			28	28			10	49.00	9	11,222
	10	45	26	19			45			45	44			19	49.73	11	11,545

<sup>1</sup>For renter-occupied dwelling units and vacant nonseasonal not dilapidated units, for rent.  
<sup>2</sup>For owner-occupied dwelling units and vacant nonseasonal not dilapidated units, for sale only.

Table 3.—CHARACTERISTICS OF HOUSING FOR CENSUS TRACTS, BY BLOCKS: 1950—Con.

Census tract	Block	All dwelling units by occupancy and tenure					All dwelling units by condition and plumbing facilities			Occupied dwelling units			Contract monthly rent <sup>1</sup>		Value <sup>2</sup> of one-dwelling-unit structures		
		Total	Owner occupied	Renter occupied	Vacant non-seasonal not dilap., for rent or sale	Other vacant and non-resident	Number reporting	No private bath or dilap.	No running water or dilap.	Total	Persons per room		Occupied by non-white	Number reporting	Average monthly rent (dollars)	Number reporting	Average value (dollars)
											Number reporting	1.61 or more					
125	2	18	9	9		18			18	18			9	39.88	3	5,666	
	3	4		4		4			4	4			4	31.00			
	5	35	4	30		4			4	4			4	27.53	1		
	6	95	25	70		1	35	40	36	34	95	1	30	29.14	1		
	7	51	13	37		1	51	6	50	50	50	2	36	31.66	10	5,850	
	8	73	4	69			73	6	73	73	73	1	67	38.91	1		
1260	1	102	38	62	2	102	1	1	100	99			60	49.68	20	10,310	
	2	89	45	41		86	5	1	86	86			36	41.58	25	8,580	
	3	133	46	86		132	2		132	132			82	44.95	25	8,540	
	4	94	48	45		93	1		93	93			45	42.77	13	9,000	
	5	61	24	37		59	5		61	60	1		35	38.31	13	9,000	
	6	79	53	25	1	74	4	1	78	77	1	1	21	51.42	37	8,521	
	7	122	41	80	1	122	7	3	121	121	2		77	47.31	17	9,500	
1261	1	107	55	50	1	106	1		105	105	2		50	46.78	27	9,944	
	2	99	36	63		94			99	98	3		61	39.72	9	9,222	
	3	101	50	49		101	2	2	99	99	3		48	47.70	8	11,000	
	4	94	36	56	2	92			92	87	1		53	44.43	15	9,466	
	5	89	32	57		85			89	86	1		53	46.66	12	10,688	
	6	80	46	34		79	1	1	80	80	1		32	45.16	25	8,900	
	7	86	16	10		25			26	26	1		9	47.44	5	9,800	
	8	48	32	15	1	48	3	1	47	47	1		15	49.20	23	8,543	
	9	55	32	23		54	1		55	55			23	39.65	19	8,263	
127	3	2															
	4	9	4	2		9			6	6							
	5	10	1	9		9	2	1	10	10	1		7	45.85			
	6	8	3	5		4	1	1	8	8	2		5	89.00	1		
128	1	18	8	9	1	18			17	17			10	72.10	5	19,000	
	2	140	28	110	2	140	5	3	138	138			107	55.96	14	11,464	
	3	50	26	24		50	1	1	50	50	1		23	56.60	15	11,833	
	4	48	24	22	1	45	1		46	44			20	47.75	15	11,566	
	5	55	29	26		52			55	54			25	48.12	15	15,566	
	6	57	22	35		56		2	57	56			34	53.35	11	14,318	
	7	65	29	34	2	65			63	61			36	45.83	13	11,461	
	8	71	34	37		65	5		71	64			36	51.88	9	15,888	
	9	111	27	80	2	100			107	107	2		79	51.40	11	10,336	
	10	81	37	42	2	79	2		79	78			40	50.85	17	10,235	
130	1	19	17	1		19			18	18			1		14	15,321	
	2	122	30	92		113	1	1	122	120	5		84	61.02	19	17,442	
	3	18	8	10		16			18	18			9	65.77	3	17,666	
	4	22	12	10		21			22	21	1		9	64.22	4	18,000	
	5	15	11	4		15			15	15	1		4	49.25	6	13,750	
	6	19	14	5		16			19	19	1		4	33.00	11	13,900	
	7	5	3	2		5			5	5			1		1		
	8	49	37	12		48	1	1	49	49			12	78.58	21	14,628	
	9	38	24	14		35			38	38			12	55.91	12	14,416	
	10	16	13	3		16	1	1	16	16			2		9	10,833	
	11	42	30	11		41			41	39			9	67.55	22	12,863	
	12	52	15	36		46	2	2	51	50			32	34.34	5	13,800	
	13	43	13	30		38			43	42			25	43.00	2		
	23	1															
131	1	12	7	4	1	12			11	11			5	31.00	6	5,166	
132	1	50	26	24		49			50	48			20	65.50	19	17,947	
	2	23	21	2		23			23	23			19	14.73	6	17,336	
	3	17	15	2		17			17	17			2		15	15,000	
	4	1															
	5	20	14	6		20			20	20			6	53.83	10	14,000	
	6	6	6			6			6	6			6		6	13,833	
	7	37	22	15		36			37	35			13	58.84	20	14,950	
	8	61	17	44		59			61	58			41	58.73	13	15,615	
	11	17	8	9		17			17	17	1		9	57.22	4	15,250	
	12	29	9	20		25	3	1	29	26	1		19	44.15	7	18,142	
	13	36	4	32		34	1		36	36	2		32	53.75	2		
	14	51	12	38	1	49			50	48		1	35	51.00	3	20,666	
	18	7	1	5		7	1	1	6	6			4	30.75			
	19	36	3	33		31	5	1	36	34			32	35.12			
20	9	9			9			9	9								
21	10	9	1		10			10	10			1		9	17,888		
22	9	3	5		8			8	8	1		5	30.00	8	17,750		
134	1	685	18	665	2	634	1		683	666	22		1	63.6	2		
	2	411	16	263	128	400	4	4	279	277	6		3	77.67	9	20,500	

<sup>1</sup>For renter - occupied dwelling units and vacant nonseasonal not dilapidated units, for rent.  
<sup>2</sup>For owner - occupied dwelling units and vacant nonseasonal not dilapidated units, for sale only.

HOUSING—BLOCK STATISTICS

Table 3.—CHARACTERISTICS OF HOUSING FOR CENSUS TRACTS, BY BLOCKS: 1950—Con.

Census tract	Block	All dwelling units by occupancy and tenure					All dwelling units by condition and plumbing facilities			Occupied dwelling units			Contract monthly rent <sup>1</sup>		Value <sup>2</sup> of one-dwelling-unit structures		
		Total	Owner occupied	Renter occupied	Vacant non-seasonal not dilap., for rent or sale	Other vacant and non-resident	Number reporting	No private bath or dilap.	No running water or dilap.	Total	Persons per room		Number reporting	Average monthly rent (dollars)	Number reporting	Average value (dollars)	
											Number reporting	1.51 or more					Occupied by non-white
134	3	79	7	68	3	1	79			75	75	2			7	23428	
	4	8	8				8			8	8				8	47125	
	5	8	5	1	2		7			6	6				5	26000	
	6	154	13	138	3		153			151	150	3	1	135	13	25307	
	7	4	3		1		4			3	3				3	20333	
	8	87	6	80	1		85	1	1	80	84	5	2	75	5	16600	
	9	19	15	4			19			17	19			4	11	20636	
	10	89	9	78	2		87			87	86			76	6	16333	
	135	1	20	15	5			19			20	20			4	13	6423
		2	9	6	3			9	1	1	9	9	1		3	16	11366
3		114	63	48	1	2	112		1	111	108			47	31	12416	
4		95	55	37	3		93			92	91	1		38	24	9458	
5		66	30	34		1	65			64	64			33	16	8562	
6		40	18	22	1		40			40	40	1		22	5	7400	
136	1	47	8	38	1		46			46	45	1	1	38	5	16200	
	2	179	26	153			169			179	177			146	19	20631	
	3	57	32	23	1	1	55			55	51	4		22	23	18195	
	4	12	12				12			12	12				10	22750	
	5	12	12				12			12	12				11	16318	
	6	195	6	188	1		182		1	194	190	10	1	181	5	27000	
	7	175	12	162	1		170		7	174	173	10	1	155	6	19833	
	8	39	15	24			39			39	39			24	8	15187	
	9	57	9	48			57	1		57	56			43	2		
	137	1	2					2			2	2			9	8	10512
2		25	15	10			25	1		25	25			9	8	10512	
3		89	33	34	12	10	87		6	67	67	1		29	13	8576	
4		66	32	34			66		2	66	66	2		29	8	9500	
5		10	9	1			10		1	10	10			18	8	9875	
7		24	5	19			24		6	24	24	1		18	2		
8		7	3	3			7		4	7	5			3	8	37000	
9		12	6	6			12		1	12	12			5	1	35866	
10		41	12	28			40		6	40	40			28	1	34800	
11		111	15	95			108	12	8	110	110	12		85	3	32755	
138		1	84		84			83			84	84			82		9871
		2	3	1	2			3			3	3				1	
	3	94	22	92			94			94	94			91	2		
	4	321	4	317			311	1		321	318		1	308	4	26750	
	5	72		72			72		1	72	72			71			
	6	52		51			52			51	51			50			
	7	52		52		1	52			52	52			52			
	8	57	34	23			55		1	57	57			22	23	9239	
	9	59	22	37			58		2	59	58			34	11	8163	
	10	88	46	41	1		88		5	87	87			37	26	8826	
	11	64	39	25			64			64	64			22	23	8934	
	12	3	3				3			3	3			3	3	12666	
140	2	35	15	19	1		32	1	1	34	33			20	8	11000	
	3	56	32	23	1		52		1	55	53	1		22	19	13700	
	4	45	27	18			36		1	45	44			16	17	10841	
	5	43	14	28		1	40			42	42			28	5	12833	
	6	108	11	96	1		103			107	106			28	6	18400	
	7	57	17	44	23	3	57		2	31	31			36	10	16200	
	8	26	21	3	1	1	26			24	24			3	18	10416	
	9	46	33	13			46		1	46	46			13	21	8880	
	10	49	39	10			47			49	49			10	30	10100	
	11	79	44	35			71		3	79	79	1		35	33	10015	
	12	47	21	26			47		1	47	47			23	8	8250	
	141	1	7	4	3			3			7	7			2	2	
		2	2					2			2	2				1	
3		16	6	10			16		2	16	15	1		10	7	7142	
4		31	13	18			31			31	30			18	1		
5		14	5	9			14			14	14			9	1	3588	
6		15	4	11			15			15	15			11	1	3300	
7		23	11	12			16			23	23			11	2	4790	
8		97	15	82			97			97	97			78	3	3874	
9		157	19	135		3	152		4	154	154	4		133	3	3612	
10		90	16	74			87		2	90	90	8		72	3	3918	
11		206	2	203	1		205		1	205	203	9		196		3393	
1420	1	39	23	16			39	1		39	39			12	18	9194	
	2	79	20	59			77		2	79	79			58	8	8000	
	3	90	43	46		1	90		2	89	89			45	6	4880	
	4	94	22	72			91		3	94	93	3		71	6	4776	

<sup>1</sup>For renter - occupied dwelling units and vacant nonseasonal not dilapidated units, for rent.  
<sup>2</sup>For owner - occupied dwelling units and vacant nonseasonal not dilapidated units, for sale only.

Table 3.—CHARACTERISTICS OF HOUSING FOR CENSUS TRACTS, BY BLOCKS: 1950—Con.

Census tract	Block	All dwelling units by occupancy and tenure					All dwelling units by condition and plumbing facilities			Occupied dwelling units				Contract monthly rent <sup>1</sup>		Value <sup>2</sup> of one-dwelling-unit structures	
		Total	Owner occupied	Renter occupied	Vacant non-seasonal not dilap., for rent or sale	Other vacant and non-resident	Number reporting	No private bath or dilap.	No running water or dilap.	Total	Persons per room		Occupied by non-white	Number reporting	Average monthly rent (dollars)	Number reporting	Average value (dollars)
											Number reporting	1.51 or more					
142.0	5	79	34	45		78			79	79			44	44.29	6	9,166	
	6	117	45	72		115	1		117	116		1	71	34.71	23	5,752	
	7	92	30	62		92			92	92			62	34.00	5	9,300	
	8	150	42	108		147	6	4	150	147			103	34.42			
	9	141	48	93		133			139	129		3	82	41.02	14	9,892	
	10	110	4	106	1	100			99	99			6	39.37			
	11	58	30	28	1	53		1	55	51			24	38.50	5	8,300	
	12	13	3	10		13			13	13			10	33.50			
	142.1	1	99	51	47		88	2	1	98	92			39	42.82	19	8,368
		2	13	4	9		13	1		13	13		1	8	45.50	1	
		3	40	23	17		38	3	1	40	40			17	42.17	10	9,070
		4	11	7	4		11	1	1	11	11			4	40.25	2	
5		20	7	12		19			19	19			11	43.63			
6		89	36	52		89	2	1	88	88		2	51	46.66	7	10,214	
7		57	26	31	1	56			57	56		1	31	50.22	7	10,785	
8		63	18	44		62	1	1	62	62		1	42	46.40	1		
9		12	5	7		12	3		12	12			7	52.14			
10		69	35	34		69	4		69	69		1	33	51.93	12	11,041	
11		50	25	25		49			50	49		1	25	50.04	11	9,481	
12		67	43	22	1	67	1	1	65	65			21	47.85	31	8,445	
13		43	8	33	1	43	8		41	38		1	34	33.56			
14		21	10	10	1	20			20	20			10	40.50	5	10,140	
15		33	19	13		33	1	1	32	32			12	38.33	14	7,178	
16		53	21	31		53	1		52	52		2	31	33.06	6	6,833	
17		36	17	19		36	6	1	36	35		1	19	33.21	7	7,071	
18		13	3	10		12	2	1	13	13			10	32.50	1		
143		1	259	48	210	1	258	4	1	258	257	7	1	207	41.04	8	9,375
	2	255	50	204	1	254	7	5	254	253	15	1	197	40.78	9	13,555	
	3	304	38	266		294			304	303	9		263	42.83	3	18,666	
	4	251	36	214	1	250	1		250	250	11		211	44.08	1		
	5	462	12	448		455	5	4	460	459	27	2	433	40.52	2		
144	1	64	23	40	1	62	3	3	63	61			39	44.51	6	8,916	
	2	32	22	10		31			32	31			9	47.00	11	14,090	
	3	24	5	18		24	2	2	23	23	2		17	38.23	3	10,333	
	4	6	5	1		6			6	6			1		1		
	5	44	18	26		44			44	44		1	26	50.11	11	12,136	
	6	45	8	37		44	2		45	45			36	45.58	5	13,700	
	7	31	17	14		30			31	31		1	14	34.35	16	11,812	
	8	37	24	13		37	3	3	37	37			11	54.18	14	13,678	
	9	44	26	18		44	1		44	44		1	17	46.29	9	8,800	
	10	51	24	27		51			51	51		2	26	48.30	13	10,384	
	11	76	17	59		76	2	2	76	74		1	57	47.92	5	11,900	
145	1	59	30	27		59			57	57			27	51.96	9	9,200	
	2	111	40	71		111	1		111	111		7	71	47.83	5	14,200	
	3	134	72	61		129	2		133	133		2	59	44.88	34	10,002	
	4	204	52	152		187	1	1	204	196		5	139	44.92	9	12,944	
	5	252	38	211		250	3		249	248		13	203	38.14	5	8,600	
147	1	120	48	72		119	5	2	120	119			67	49.19	2		
	2	63	22	39	2	61	4	2	61	61		2	33	44.75	7	9,500	
	3	170	25	144	1	170	1		169	168		2	142	39.06	8	5,175	
	4	110	29	80	1	108	2		109	107		5	78	45.43	1		
	5	126	35	91		125	3		126	124		10	90	43.50	1		
	6	151	8	143		150	11	11	151	149		8	136	37.33			
	7	130	19	109		128	23	23	128	127		3	106	45.51	8	8,687	
	8	176	19	154	1	167	1	1	173	171		13	151	46.05	3	8,666	
	9	98	12	84	3	95	3	2	96	96		2	83	44.06			
148	1	30	24	6		23			30	30			6	40.00	12	10,000	
	2	27	18	8	1	26	1	1	26	24			7	36.85	7	8,285	
	3	24	17	7		21	1		24	24		1	6	51.83	7	7,928	
	4	28	16	12		26			28	28			12	42.66	9	8,833	
	5	23	18	5		21	2	2	23	23			5	41.20	6	8,750	
	6	2															
	7	31	19	12		22		2	31	31			10	40.20	8	8,287	
	8	71	52	19		70			71	69			18	43.55	30	8,476	
	9	92	54	36	1	84		1	90	84			34	39.14	17	9,205	
	10	47	24	23		45			47	42			22	46.00	6	8,562	
	11																
	12																
	13																
	14	28	16	12		23			28	25		1	11	48.36	5	10,900	
	15	18	2	16		17			18	18			16	34.87			
149	1	363	48	313		363	1		361	361	17		313	37.62	1		
	2	221	25	195	1	220	2		220	219	17		193	35.98	3	8,666	
	3	14		14		14			14	14			14	48.21			

<sup>1</sup>For renter - occupied dwelling units and vacant nonseasonal not dilapidated units, for rent.  
<sup>2</sup>For owner - occupied dwelling units and vacant nonseasonal not dilapidated units, for sale only.



## HOUSING—BLOCK STATISTICS

Table 3.—CHARACTERISTICS OF HOUSING FOR CENSUS TRACTS, BY BLOCKS: 1950—Con.

Census tract	Block	All dwelling units by occupancy and tenure					All dwelling units by condition and plumbing facilities			Occupied dwelling units				Contract monthly rent <sup>1</sup>		Value <sup>2</sup> of one-dwelling-unit structures	
		Total	Owner occupied	Renter occupied	Vacant non-seasonal not dilap., for rent or sale	Other vacant and non-resident	Number reporting	No private bath or dilap.	No running water or dilap.	Total	Persons per room		Occupied by non-white	Number reporting	Average monthly rent (dollars)	Number reporting	Average value (dollars)
											Number reporting	1.51 or more					
149	4	52	22	30					52	50	2		23	39.52			
	5	205	31	173		1			204	201	8		164	36.04	1		
	6	42	5	37					42	42			37	38.89	2		
	7	83	14	69					83	81			57	32.07			
150	1	36	22	14					36	33			13	53.84	11	8,636	
	2	31	22	8		1			30	30			8	39.68	18	8,722	
	3	39	34	5					39	37			5	39.20	28	9,196	
	4	40	30	10					40	40		2	9	42.77	24	9,279	
	5	50	37	12		1			49	48			11	49.54	23	8,973	
	6	51	23	28					50	51			28	39.42	11	9,454	
	7	42	29	13					42	42			13	45.76	19	8,394	
	8	36	24	12					36	36			12	50.91	13	9,476	
	9	40	32	8					40	40		1	7	46.42	29	9,068	
	10	50	32	18					50	50		2	17	50.11	22	8,795	
		11	35	18	17				34	35		1	15	50.00	6	10,583	
		12	33	18	15				33	33			14	56.00	13	9,461	
151	1	239	41	197		1			238	237	10		196	43.07	6	12,833	
	2	226	27	198	1				225	223	4		198	44.40	7	15,900	
	3	104	33	71					104	102	4		66	41.59	19	9,710	
	4	48	19	29					48	48			28	40.89	6	8,833	
	6	87	15	72					87	87	2		71	38.26	6	7,500	
	7	46	5	40	1				46	45	3		41	31.95			
	8	285	26	259					283	285	16		252	39.06	11	8,236	
152	1	37	14	23					37	35	4		23	42.47	8	9,000	
	2	22	18	2		2			20	20			2		15	9,833	
	3	34	24	9		1			33	33			9	54.22	18	8,633	
	4	48	26	21					47	47			21	47.19	17	9,429	
	5	94	35	59					87	94	2		59	43.37	16	8,893	
	6	39	22	17					39	39		1	17	49.17	10	8,400	
	7	11	8	3					11	11			3	52.33	6	9,250	
	9	51	28	23					51	51	2		20	44.50	19	10,210	
	10	43	24	18		1			43	42	2		17	45.05	15	9,233	
	11	48	34	13	1				48	47	2		13	33.53	28	8,821	
		12	72	43	29				72	72	1		27	38.59	27	8,481	
		13	75	42	32	1			75	74	1		32	41.75	21	9,285	
	153	2	96	21	74		1			93	94	2		69	44.24	7	14,785
3		47	18	29					47	46	2		23	46.95	4	5,875	
4		39	9	30					39	38			28	41.71	3	7,433	
5		14	6	8					14	14			8	35.87			
7		136	37	97		2			134	133	6		95	39.56	8	7,625	
8		243	23	220					240	243	1		213	43.68	2		
9		14	6	7		1			13	12	1		6	40.83	1		
10		16	12	4					16	13			3	53.00	3	13,333	
11		15	9	6					15	15			5	42.00	6	7,366	
154	1	40	26	13		1			36	39			13	46.00	10	10,100	
	2	7	2	5					6	6			5	37.20			
	3	25	18	7					24	25			5	42.00	10	8,650	
	4	37	19	16		2			33	34			16	45.75	11	9,000	
	5	30	20	10					30	30	2		9	46.66	7	9,071	
	6	49	22	27					41	49	2		25	44.00	7	8,142	
	7	70	33	37					58	70	2		35	42.20	14	8,892	
	8	38	13	25					31	38			22	43.86	4	8,625	
	9	33	17	16					31	33	1		15	48.46	9	9,055	
	10	36	19	17					36	36			17	40.11	13	8,269	
		11	72	15	57				70	72	2		56	45.10	7	10,285	
		12	61	14	47				59	61	1		44	43.54	5	8,640	
155	1	161	43	117		1			160	157	5		112	38.74	6	5,833	
	2	260	39	219	1				260	258	2		213	33.91	8	9,812	
	3	118	21	96		1			118	117	5		89	34.35	5	9,200	
	4	70	26	44					69	69			42	42.45	9	7,222	
	5	80	11	65		3			80	76	2		65	37.67	4	6,000	
	6	82	17	64		1			80	80	5		64	48.34	3	8,666	
156	1	58	39	18		1			58	57			18	51.83	25	9,660	
	2	68	47	20					68	67	1		20	75.30	35	9,217	
	3	41	22	19		1			39	41			19	42.63	13	10,215	
	4	17	16	1					17	17			1		16	9,402	
	5	29	26	3					22	29			3	45.00	18	9,638	
	6	85	49	35		1			80	84			33	39.60	36	9,263	
	7	64	43	21					58	64	1		19	51.26	23	9,717	

<sup>1</sup>For renter - occupied dwelling units and vacant nonseasonal not dilapidated units, for rent.  
<sup>2</sup>For owner - occupied dwelling units and vacant nonseasonal not dilapidated units, for sale only.

Table 3.—CHARACTERISTICS OF HOUSING FOR CENSUS TRACTS, BY BLOCKS: 1950—Con.

Census tract	Block	All dwelling units by occupancy and tenure					All dwelling units by condition and plumbing facilities			Occupied dwelling units			Contract monthly rent <sup>1</sup>		Value <sup>2</sup> of one-dwelling-unit structures	
		Total	Owner occupied	Renter occupied	Vacant non-seasonal not dilap., for rent or sale	Other vacant and non-resident	Number reporting	No private bath or dilap.	No running water or dilap.	Total	Persons per room		Number reporting	Average monthly rent (dollars)	Number reporting	Average value (dollars)
											Number reporting	1.51 or more				
156	8	64	29	35		62			64	64	2	34	411.7	20	9,925	
	9	56	40	16		55			56	56		16	466.8	32	9,756	
	10	62	41	21		59	1	1	62	61	4	21	498.0	26	11,192	
	11	61	28	33		61	3		61	61	1	33	577.8	7	13,071	
	12	94	41	53		90	2	1	94	93		52	417.5	13	11,269	
157	1	339	2	334	3	337	1	1	336	334	21	325	344.6			
	2	146	1	145		146			146	146	5	142	437.3			
	3	36	3	33		33			36	36	1	32	324.0	2		
	4	96	14	81	1	86			95	95	5	78	372.9			
	8	71		71		65			71	70	1	68	372.3			
	9	17	6	11		16			17	17	1	11	308.1	1		
158	1	16	6	9	1	15			15	14	1	10	387.0			
	2	34	10	24		34			34	34	2	24	440.4	4	8,622	
	3	15	6	9	1	15			14	14		6	475.0	5	8,600	
	4	34	15	19		34			34	34		19	447.3	5	10,800	
	5	23	18	5		23			23	23		5	464.0	12	3,025	
	6	27	13	14		25			27	25	1	12	411.6	6	7,833	
	7	48	22	25	1	48		1	47	47	1	25	425.6	15	9,266	
	8	51	21	30		51	1	1	51	51	3	27	414.0	12	8,541	
	9	57	24	32	1	56	4		56	56		32	454.0	11	8,454	
	10	63	34	29		63	3		63	63	1	28	484.2	21	9,238	
	11	90	19	71		90			90	90	1	68	430.8	12	11,458	
	12	105	24	79	2	104	2		103	103	2	80	584.6	8	11,312	
	13	53	19	33	1	53	1	1	52	52	2	33	520.9	4	13,750	
	14	71	40	29	1	71	4		69	69		26	523.4	25	9,795	
	15	90	52	37		88	1		88	88	2	34	451.1	16	10,031	
	16	69	48	20		69			68	68		20	498.0	38	9,031	
	17	76	49	26		76			75	74	2	26	488.4	37	8,622	
	18	91	53	34		90			87	87		33	425.7	36	8,558	
	19	62	50	12		62			62	62		12	420.0	41	10,453	
	20	84	49	31	2	84	3		80	80		30	524.6	25	9,496	
	21	98	54	44		96			98	98	2	44	501.5	39	9,133	
	22	100	60	40		98	3	1	100	98	2	40	407.0	34	9,155	
	23	39	34	5		39	4		39	39		4	450.0	30	8,490	
	24	54	27	27		54	3		54	54	1	24	423.3	15	8,331	
	25	33	21	17		32	3		32	32	2	16	468.7	19	9,058	
	26	44	28	16	1	43	4		44	44		16	461.2	17	9,058	
	27	71	49	22		70			71	71	1	21	409.0	32	8,968	
	28	11	6	5		11			11	10	1	5	436.0	3	8,000	
	29	20	10	8		20			18	17	1	7	607.1	8	8,875	
	30	51	35	15	1	50			50	49	1	15	458.6	23	9,291	
	31	60	35	23		60	3		58	58	1	21	574.2	16	10,500	
	32	26	14	12		26			26	26		12	426.6	7	10,500	
	33	33	17	16		32			33	33	1	16	481.2	10	10,950	
	34	75	38	34	1	74	7	1	72	72	1	33	490.3	14	9,642	
	35	33	18	15		33	2	1	33	33	1	14	553.5	7	10,357	
	36	40	25	11	2	40			36	36		11	51.09	16	9,750	
	37	35	20	4	1	34			24	24		8	51.00	14	12,321	
	38	20	13	6		20			19	19		6	61.66	6	11,666	
159	1	301	33	268		236	10	7	301	299	11	250	424.2	2		
	2	312	29	281	1	179	1	1	310	274	7	253	304.7	1		
	3	227	44	182		216	7		226	224	8	157	433.3	7	8,285	
	4	190	32	155		189	2		187	187	14	150	493.1	5	6,780	
	5	259	7	250		247	2		257	254	2	245	398.6			
	6	277	9	267		276	2	2	276	276	7	263	379.7			
	7	138	11	127		137			138	138	25	119	384.0			
	8	100		100		99			100	99	9	68	531.0			
161	1	158	17	141		133	1	1	158	155	3	133	295.9			
	2	203	27	175	1	202			202	200	4	170	371.5	1		
	3	197	57	139		181	2		196	195	6	136	488.9	5	13,000	
	4	155	53	98	2	129			151	151	6	93	482.3	14	13,500	
	5	8	2	6		6			8	8		6	466.6			
163	1	59	48	11		59			59	59	1	11	614.5	40	10,950	
	2	163	40	122		163	1	1	162	162	8	120	402.0	26	11,961	
	3	970	9	960		920			969	957	5	951	732.2			
	4	375		375		371	1	1	375	372	1	21	687.1			
164	1	37	24	13		36			37	37		13	523.0	13	10,830	
	2	57	34	23		56	1	1	57	57		23	472.1	19	9,000	
	3	46	32	14		45	2	2	46	45		13	436.1	24	8,387	
	4	68	58	10		68			68	68		9	426.6	46	9,010	
	5	68	56	12		68	1		68	64		11	441.8	40	9,062	
	6	63	46	17		63	1	1	63	63		17	467.0	35	9,571	
	7	80	58	22		80	1	1	80	80		20	475.0	42	9,964	
	8	75	59	12	4	67			71	71		13	511.5	50	9,240	

<sup>1</sup>For renter - occupied dwelling units and vacant nonseasonal not dilapidated units, for rent.  
<sup>2</sup>For owner - occupied dwelling units and vacant nonseasonal not dilapidated units, for sale only.

## HOUSING—BLOCK STATISTICS

Table 3.—CHARACTERISTICS OF HOUSING FOR CENSUS TRACTS, BY BLOCKS: 1950—Con.

Census tract	Block	All dwelling units by occupancy and tenure					All dwelling units by condition and plumbing facilities			Occupied dwelling units			Contract monthly rent <sup>1</sup>		Value <sup>2</sup> of one-dwelling-unit structures		
		Total	Owner occupied	Renter occupied	Vacant non-seasonal not dilap., for rent or sale	Other vacant and non-resident	Number reporting	No private bath or dilap.	No running water or dilap.	Total	Persons per room		Occupied by non-white	Number reporting	Average monthly rent (dollars)	Number reporting	Average value (dollars)
											Number reporting	1.51 or more					
164	9	54	46	8					54	54	1		4	8 00.00	40	9 75 00	
	10	100	63	36	1	100			99	99			31	4 32.25	24	9 64 50	
	11	87	56	30	1	87	1	1	86	85			31	5 21.19	32	8 15 00	
165	2	4		4		4			4	4			4	17 00			
166	1	70	48	22		69	2	2	70	70			22	4 62.27	38	9 25 00	
	2	76	43	33		75	8	8	76	76	1		33	4 43.39	23	9 54 30	
	3	84	59	25		84			84	83			25	5 58.4	37	9 45 90	
	4	128	56	70		124	2		126	125	9		69	5 03.30	31	10 08 00	
	5	81	36	45		80	1	1	81	81			44	4 77.70	20	8 92 50	
	6	110	30	80		108	1	1	110	109	2		79	4 83.39	7	9 71 40	
	7	70	35	34		70	1	1	69	69			32	3 89.3	31	8 67 00	
	8	49	43	6		48			49	48			5	5 06.60	37	8 98 60	
	9	57	44	13		57	3	2	57	57	1		13	4 91.15	32	7 10 60	
	10	50	29	21		49	13	13	50	50	1		21	3 65.57	21	7 16 10	
	11	21	10	11		21	8	8	21	21			11	3 45.4	6	6 83 30	
	12	50	37	13		50	10	10	50	50	4		13	4 33.8	29	7 10 30	
	168	1	49	45	3	1	48			48	47	1		3	5 16.66	42	10 38 00
		2	51	31	15	3	51	2		46	46			18	4 52.22	23	10 34 70
		3	92	35	57		90			92	88	1		55	4 59.6	22	9 31 80
4		38	30	8		38			38	38			6	4 88.3	27	10 11 10	
5		46	39	7		46			46	45			7	4 32.8	35	9 51 40	
6		41	36	3		40			39	39			9	5 00.00	32	9 18 70	
8		45	35	10		45			45	45			3	4 98.8	26	8 71 10	
10		35	22	13		35			35	35	2		13	4 94.6	14	7 78 50	
11		15	13	2		15	1	1	15	15			1	4 94.6	12	7 75 00	
12		52	43	9		52			52	52			9	5 46.6	38	8 99 40	
13		15	15			15			15	15				4	5 10.00	15	9 20 60
14		17	13	4		16			17	17				11	5 46.3	40	11 13 60
17		66	54	11	1	64		1	65	65				7	4 61.4	33	9 61 20
18		46	38	7		46			45	45	2			7	4 61.4	33	8 97 50
19		14	7	7		14			14	14				6	5 40.00	6	10 08 30
169	1	88	31	52	5	86			83	83	2		51	6 48.6	3	13 33 30	
	2	478	4	473		445	1		477	470	4		457	5 61.1			
	3	19	18	1		18	1	1	19	19			1		17	15 44 10	
	4	13	12	1		13			13	13				1		9	9 72 20
	5	184	57	127		167			184	183	2		124	4 79.2	39	11 16 60	
	6	134	57	76	1	130			133	131	5		73	6 03.30	38	10 25 70	
	7	22	22		1	211			251	245	5		174	5 24.8	36	13 98 60	
	8	257	78	178	1	191	2	2	256	247	5		175	5 97.1	24	11 00 00	
	9	126	54	72		123	2	2	126	125	1		71	6 22.22	2		
	10	153	26	126	1	153			152	151	2		125	5 05.5	8	7 50 00	
	170	1	47	22	24		44			46	46	3		22	5 47.2	5	8 80 00
		2	58	39	19		58			58	58	2		17	4 82.2	27	9 78 50
		3	46	35	8		46			43	42	1	2	8	4 52.25	24	9 19 50
		4	69	43	26		69	1		69	68	3		26	5 61.5	25	8 48 00
		5	89	59	30		87			89	87			30	4 58.3	28	8 80 30
6		64	54	9	1	64			63	63	1		10	4 76.0	43	10 11 60	
7		5	1	4		5			5	5			1				
9		32	16	16		30			32	31		1	14	5 11.4	5	10 10 00	
10		33	16	17		33	1		33	33	1		16	4 12.5	10	9 10 00	
12		9	5	3	1	9			8	8			4	5 97.5	2		
13		62	46	16		61	2	2	62	62			16	4 01.2	41	9 46 30	
14		58	41	17		58			58	58	1		17	4 19.4	35	8 61 40	
171		4	23	3	20		22	16	14	23	23	2	1	18	3 76.66		
		5	8		8		8	7	7	8	8			8	5 18.7		
172		2	24	9	14		23	3	3	23	23	1		14	3 97.8	1	
	3	1															
	5	54	39	14		53	3	3	53	53	1		14	4 93.5	29	9 48 60	
	6	45	26	18		45	3	2	44	44		1	18	4 97.7	15	9 12 60	
	7	49	40	8		49			48	48			6	4 75.0	31	9 83 50	
	8	62	44	18		61	1	1	62	62	1		18	5 07.2	29	9 04 10	
	9	65	47	17		65			64	64		1	17	4 44.1	32	8 56 20	
	10	56	42	12	2	56			54	54	3		14	4 90.7	29	8 87 90	
	11	63	42	20		63	3	3	62	61	1		19	4 35.2	31	8 87 00	
	12	58	41	15	1	58			56	56			16	4 55.0	30	9 20 00	
	13	6	2	4		6	1	1	6	6			4	4 12.5			
	14	23	20	3		23			23	23			3	4 33.3	18	8 20 50	
	15	26	22	4		26			26	26			4	5 02.5	17	8 91 10	

<sup>1</sup>For renter—occupied dwelling units and vacant nonseasonal not dilapidated units, for rent.<sup>2</sup>For owner—occupied dwelling units and vacant nonseasonal not dilapidated units, for sale only.

Table 3.—CHARACTERISTICS OF HOUSING FOR CENSUS TRACTS, BY BLOCKS, 1950—Con.

Census tract	Block	All dwelling units by occupancy and tenure					All dwelling units by condition and plumbing facilities			Occupied dwelling units			Contract monthly rent <sup>1</sup>		Value <sup>2</sup> of one-dwelling-unit structures		
		Total	Owner occupied	Renter occupied	Vacant non-seasonal not dilap., for rent or sale	Other vacant and non-resident	Number reporting	No private bath or dilap.	No running water or dilap.	Total	Persons per room		Number reporting	Average monthly rent (dollars)	Number reporting	Average value (dollars)	
											Number reporting	1.51 or more					Occupied by non-white
174	1	31	25	6		30			31	30	2						
	2	47	37	9	1	47			46	46			48.00	22	7.93		
	3	3				3			3	3			42.12	33	10.08		
	4	16	13	3		13			13	13				33	8.33		
	5	64	44	9		63	1	1	16	16				12	7.54		
	6	64	46	17		63			53	52		1	53.77	35	9.30		
	7	63	45	18		63			63	63			52.60	32	9.51		
	8	68	51	17	1	68		1	68	67		1	66.44	29	9.65		
	9	64	49	15		63		1	64	64	1		45.28	30	10.70		
	10	54	46	8		54			54	53	1	2	44.28	38	9.82		
													44.50	38	9.47		
		11	43	32	9		41	2	1	41	41	1		8	42.12	26	8.19
	12	47	40	6	1	46			46	46			6	50.00	38	8.26	
176	1	44	30	14		44			44	44	2		12	46.58	21	11.61	
	2	45	37	8		45			45	45			6	54.83	32	8.92	
	3	49	34	15		48	2	2	49	49	1		15	46.80	26	9.15	
	4	6	3	3		6			6	6			3	48.33	2		
	5	38	22	16		37	4		38	38	5		16	46.43	9	9.11	
	6	65	43	18		65		4	61	61	2		18	44.22	30	10.06	
	7	28	20	7		28		3	27	27			7	48.28	13	10.80	
	8	42	36	6		42		4	42	42			6	48.33	29	9.25	
	9	29	23	6		29			29	28		1		6	39.66	18	9.06
	10	52	43	9		52			52	52	1		8	47.75	38	9.00	
		11	89	67	21	1	88			88	88	1		20	47.65	49	8.66
	177	9	4	1	3		4			4	4			3	45.00		
178	1	22	16	5	1	22			21	21	2		3	35.00	16	7.18	
	2	40	34	6		39		1	40	38			6	44.66	25	8.06	
	3	30	26	4		30			30	30			4	42.75	20	9.50	
	4	33	23	10		33			33	33			10	39.40	18	8.00	
	6	59	43	15		58			58	58	2		14	52.50	30	8.73	
	7	54	40	14		53			54	54			14	46.50	25	9.88	
	8	40	28	12		39			40	40	2		11	50.63	15	8.62	
	9	35	26	9		34		2	35	35	3		8	36.00	21	7.54	
	10	8	1	4		8		2	5	5			4	28.75			
	11	54	42	12		52			54	52	1		10	45.80	37	7.34	
		12	39	19	20		38			39	38	4		20	50.65	15	6.93
		13	20	11	9		20			20	20			9	44.33	5	9.00
	179	1	59	21	38		58			59	56	5		36	51.19	13	12.50
2		8	2	6		8			8	8			6	43.33	1		
3		9	4	5		9			9	9			5	23.00	1		
11		119	6	113		117	1	1	119	119	9		111	44.12	2		
12		239	8	230		227			238	235	20		222	46.45	1		
180	1	51	42	9		51	1		51	51	2		8	45.25	36	7.08	
	3	26	22	4		26			26	26	1		4	49.00	19	7.18	
	4	48	33	15		46			48	48			14	35.85	27	7.13	
	5	40	29	11		39			40	40	1		9	47.55	23	6.86	
	6	11	8	3		11			11	11			3	43.33	5	6.20	
	7	44	20	21		43	3	3	41	41	1		21	37.23	14	6.28	
	8	25	12	13		24			25	25			12	45.83	8	6.65	
	10	1															
	11	27	16	11		27			27	27			10	36.60	14	7.30	
	12	19	8	11		17			19	18	1		9	37.00	4	8.00	
		13	20		20		20	2	2	20	20	1		19	15.42		
	181	1	383	5	370	8	378	1		375	369	19	2	358	55.54	2	
		2	471	9	460		454		2	469	459	14		442	53.09		
3		56	2	54		52			56	55			53	53.71			
4		346	20	324		343	3	1	344	343	24	2	315	53.53	1		
5		291	2	281	1	279	2	2	283	276	17		281	52.53			
6		189	3	185	1	184	1	1	188	184	4		179	49.13			
7		343	11	329	1	336	1	1	340	334	9		318	51.14			
8		261		253		259	2	2	253	252	7		248	55.29			
9		276	8	267		244	3	3	275	270	17		257	51.14			
10		334	6	325		326	1	1	331	328	13		313	46.69			
		11	281	11	263	4	274	6	6	274	273	8	2	263	62.29		
		12	381	2	378		378			380	375	12	2	368	54.86		
182	1	63	52	11		63	5	1	63	62			10	43.00	49	7.60	
	2	30	25	4		30			29	28			4	28.00	24	8.59	
	3	63	58	5		62			63	63			5	47.20	55	7.57	
	4	58	43	14		58		2	57	57			11	43.90	38	7.16	
	5	58	45	13		58		2	58	58	1		12	41.83	33	8.13	

<sup>1</sup>For renter - occupied dwelling units and vacant nonseasonal not dilapidated units, for rent.  
<sup>2</sup>For owner - occupied dwelling units and vacant nonseasonal not dilapidated units, for sale only.

HOUSING—BLOCK STATISTICS

Table 3.—CHARACTERISTICS OF HOUSING FOR CENSUS TRACTS, BY BLOCKS: 1950—Con.

Census tract	Block	All dwelling units by occupancy and tenure					All dwelling units by condition and plumbing facilities			Occupied dwelling units			Contract monthly rent <sup>1</sup>		Value <sup>2</sup> of one-dwelling-unit structures		
		Total	Owner occupied	Renter occupied	Vacant non-seasonal not dilap., for rent or sale	Other vacant and non-resident	Number reporting	No private bath or dilap.	No running water or dilap.	Total	Persons per room		Occupied by non-white	Number reporting	Average monthly rent (dollars)	Number reporting	Average value (dollars)
											Number reporting	1.51 or more					
182	6	27	21	6		26	1	1	27	27	1		5	46.00	19	7,842	
	7	15	11	4		15			15	15			3	35.00	9	7,555	
	8	26	14	10		26	2	2	24	24			10	48.00	10	7,950	
	9	35	28	7		35	3		35	35			7	42.14	20	9,650	
	10	38	22	15		38		1	37	37	2		13	37.15	15	8,053	
	11	39	24	13	2	39			37	37			15	45.66	13	11,330	
	13	5	3	1	1	4			4	4			1		2		
	14	8	5	2		8			7	7			3	53.33	2		
	15	21	8	13		21	2	1	21	21			13	33.30	4	5,675	
	16	25	8	14		25			22	22	1		14	51.57	6	6,916	
	17	16	4	12		16	1	1	16	16			8	48.50	1		
	18	18	13	5		17			18	17			5	36.80	8	6,750	
	183	1	133	76	56	1	130	2	2	132	127			51	53.88	37	9,932
		2	38	70	68		35	4		38	37	1		68	55.17	39	10,410
		3	108	69	39		107			108	106	2		37	61.81	39	10,615
		4	36	17	19	2	34			34	34	10		21	50.71	3	7,333
		5	45	1	4		44			43	41	11		141	52.38		
		6	44	4	4		41		1	42	41	60		406	49.48		
7		33	1	2		32			33	32	10		286	53.67			
8		33	2	3		31			33	32	2		360	46.83			
9		33	1	3		32			33	32	2		229	56.38			
10		66	25	23	2	61			64	57	18		231	53.96	1		
11		7	1	7		6			7	7			6	42.00			
12		9	5	4		9			9	9			8	52.19			
13		36	1	35	1	36			36	35	6		31	47.22			
14		51	5	50		47			50	50	2		49	42.93			
184.0		1	35	19	16		33			35	35			16	44.37	7	8,785
		2	40	19	15		39			40	34			5	43.00	15	8,433
		3	11	1	1		10			10	10	1		1		7	6,057
		4	12	9	1		12	1	1	12	12			3	49.00	8	6,687
	5	48	22	26	2	46			48	48			8	38.37	21	7,728	
	6	40	20	20		38	3	3	40	38	1		8	33.62	18	6,638	
	7	40	1	39		40			40	38			5	46.00	30	6,950	
	8	51	1	50		50			51	50			12	49.75	27	7,859	
	9	63	5	58		61			61	61	1		8	50.25	38	8,192	
	10	14	2	12		12			14	14			6	52.00	2		
	184.1	1	27	19	8		26	1	1	27	27			8	45.25	16	7,806
		2	66	51	15		66	2	1	66	66			15	47.93	43	8,248
		3	47	26	20		46	2	1	46	46	1		20	47.25	16	8,406
		4	33	26	6	1	33			33	31			5	52.80	21	8,938
		5	32	26	5		31	1	1	31	31			5	53.80	23	8,540
		6	6	5	1		6			6	6			1		4	8,500
		7	30	23	7		29			30	30			6	49.66	19	11,263
		8	31	25	4	1	31	1	1	31	29			4	53.25	19	9,526
9		25	23	2		24	1	1	25	25	1		2	44.20	21	8,119	
10		37	26	2	1	37	1	1	36	36	3		10	44.20	18	9,166	
11		59	47	11		58	3	3	58	58			11	47.36	37	9,121	
12		46	37	9		46	2	2	46	46	1		9	49.55	33	8,269	
13		57	45	12		57	1	1	57	57	1		12	44.21	35	8,040	
14		41	23	18		41	2	2	41	41	3		17	45.35	15	9,180	
185		1	250	20	229	1	240			249	245	14		222	46.68	3	15,000
		2	347	12	332	1	308			344	331	16		329	44.82		
		3	187	15	171	1	176			183	183	3		168	48.58		
		6	112	9	101		102		1	110	104			96	59.69	2	
	8	183	2	178	1	178		1	178	178			2	61.99			
	9	333	19	314		327			333	320	2		369	55.46			
	11	157	21	135	1	156		1	156	156	2		105	46.11	1		
	12	177	37	138	2	168			175	171			135	60.53	19	12,157	
	13	221	2	219		216		1	221	221	1		100	53.74			
	14	536	2	531		523			533	526	20		523	52.65			
	15	142	32	109	1	141		1	141	140			1	59.93	3	16,333	
	16	283	15	268		282			283	282	1		262	43.54	1		
	186	1	67	49	18		67			67	67	1		18	49.66	39	8,361
		2	24	19	5		24			24	24	1		5	54.40	17	8,188
		3	17	10	6		17			17	16			5	29.60	8	8,642
		4	6	3	2		5			5	5			2		3	7,166
		5	13	10	1		13			11	11	1		8	9.88	10	6,784
		6	25	16	9		25		1	25	25			8	36.00	11	8,208
7		24	19	4		24			23	23	3		4	36.50	11	8,208	
8		41	35	4		41	2	2	41	41			4	40.20	11	7,854	
9		41	33	8		41			41	41	1		7	58.14	27	8,311	
10		47	39	8		47	1	1	47	47			7	42.42	35	7,465	
11		19	18	1		19			19	19			1		18	7,916	

<sup>1</sup>For renter-occupied dwelling units and vacant nonseasonal not dilapidated units, for rent.  
<sup>2</sup>For owner-occupied dwelling units and vacant nonseasonal not dilapidated units, for sale only.

Table 3.—CHARACTERISTICS OF HOUSING FOR CENSUS TRACTS, BY BLOCKS: 1950—Con.

Census tract	Block	All dwelling units by occupancy and tenure					All dwelling units by condition and plumbing facilities			Occupied dwelling units			Contract monthly rent <sup>1</sup>		Value <sup>2</sup> of one-dwelling-unit structures		
		Total	Owner occupied	Renter occupied	Vacant non-seasonal not dilap., for rent or sale	Other vacant and non-resident	Number reporting	No private bath or dilap.	No running water or dilap.	Total	Persons per room		Occupied by non-white	Number reporting	Average monthly rent (dollars)	Number reporting	Average value (dollars)
											Number reporting	1.51 or more					
187	1	235	62	173					235	5	4						
	2	66	32	34					66	2	2						
	3	14	6	8					14	1	1						
	4	7	3	4					7	7							
	5	64	26	38					64	4	3						
	6	22	12	10					22	22							
	7	108	68	39		1			107	1	1						
	8	159	59	100					156	4	2		1	100	38	32	13,640
	9	117	66	50		1			107	1	1			45	3	3	11,000
	10	65	42	22		1			64	1	1			20	38	24	11,041
	11	84	45	39					84	83	1			38	12		11,541
	13	47	14	31	1	1			45	45	3			29	4		9,500
	14	25	4	21					23	24	1			20	2		
	15	3	2	1					3	3				1			
	188	1	78	65	11				76	74	1		9	11	39.36	58	6,467
2		37	29	8		2		37	37	1		1	8	41.25	26	7,065	
3		32	21	11				32	32				11	39.54	16	7,000	
4		5	5					5	5				1		5	8,700	
5		7	7					7	7				2		7	7,142	
6		8	7	1				8	8	1			1		6	10,166	
7		7	6	1				7	7	1			1		5	6,080	
8		1															
189	1	202	16	185	1			201	197	33			177	67.58			
	2	238	37	200		1		237	235	13		1	196	45.07	11	13,709	
	3	134	59	75				134	130				69	56.18	3	10,333	
	4	34	1	33				34	33	1			30	39.93			
	5	30	11	18	1			29	29	2			18	38.55	4	11,200	
	6	51	20	31				51	51	2			28	37.82	9	11,833	
	7	50	35	15			1	50	50	2			11	55.81	25	11,984	
	8	26	12	14				26	26	1			12	63.50	6	9,333	
	9	19	1	18				19	19				16	56.75			
	10	70	19	51				70	70	4			48	60.68	1		
	11																
	12																
	13																
190	1	24	13	11				24	23	1			10	46.60	6	8,333	
	2	50	22	27		1		49	49	1			27	40.62	10	7,900	
	3	74	18	56				72	70	3		4	17	52.32	43	8,446	
	4	72	55	17		2		70	67	3		2	10	52.80	44	8,534	
	5	59	52	7				58	59	1			7	50.42	42	7,638	
	6	62	54	4		1		61	61				5	49.57	45	8,046	
	7	52	43	4				51	51	2			4	38.75	25	7,732	
	8	41	24	17			1	40	41	1			17	40.23	11	7,363	
	9	20	12	8				19	20				1	38.16			
	10	51	39	12				51	49	1			12	73.58	21	7,642	
	11	52	43	8	1			49	46	1	1		9	46.88	20	8,075	
191	9	3	1	2				3	3				2				
	10	1						1	1								
	11	5	2	3				5	5				3	35.00	1		
192	1	65	50	14				64	64	2		36	14	72.85	39	8,961	
	2	83	58	23		2		81	81	1		50	21	82.04	42	8,873	
	3	65	54	11				65	64	1			10	116.20	48	7,385	
	4	70	58	11		1		69	69	1			11	93.45	55	7,032	
	5	45	36	8		1		43	42	2			11	40.85	29	7,424	
	6	6	5	1				6	6				1		4	9,500	
	7	5	3	2				5	5				3		1		
	8	30	25	5				30	30				19	31.00	22	7,545	
	9	28	24	4				27	27	1			22	49.50	22	7,613	
	10	51	44	6	1			46	50	1			45	53.57	35	7,871	
	11	44	37	7				43	44		34		7	39.71	31	8,112	
193	8	3	3					3	3	1							
194.0	1	8	8					8	8						6	10,333	
	2	22	18	4				21	20	1			4	40.00	8	6,937	
	3	18	18					17	18	6			2		17	8,323	
	4	13	8	5				13	13	1			4		4	13,500	
	5	20	18	2				20	19	9			1		15	7,266	
	6	19	18	1				19	18				9		15	7,580	
	7	20	10	3		7		18	13	1			9	39.33	7	12,142	
	8	28	22	6				27	26	1		21	6	50.66	18	8,138	
	9	44	36	7		1		42	43	1			7	49.57	29	7,810	
194.1	1	39	36	3				37	39			25	2		33	9,515	

<sup>1</sup>For renter - occupied dwelling units and vacant nonseasonal not dilapidated units, for rent.  
<sup>2</sup>For owner - occupied dwelling units and vacant nonseasonal not dilapidated units, for sale only.

HOUSING—BLOCK STATISTICS

Table 3.—CHARACTERISTICS OF HOUSING FOR CENSUS TRACTS, BY BLOCKS: 1950—Con.

Census tract	Block	All dwelling units by occupancy and tenure					All dwelling units by condition and plumbing facilities			Occupied dwelling units			Contract monthly rent <sup>1</sup>		Value <sup>2</sup> of one-dwelling-unit structures	
		Total	Owner occupied	Renter occupied	Vacant non-seasonal not dilap., for rent or sale	Other vacant and non-resident	Number reporting	No private bath or dilap.	No running water or dilap.	Total	Persons per room		Number reporting	Average monthly rent (dollars)	Number reporting	Average value (dollars)
											Number reporting	1.51 or more				
194.1	2	35	28	7					35	29		25	7	43.85	14	7550
	3	4	2	2					4	4		2	2			
	4	29	19	10					29	29	1	16	10	48.70	6	7416
	5	11	10	1					11	11		8	1		8	9500
	6	15	14	1					15	15		13	1			
	7	31	31	7					31	38		17	4	43.00	21	8157
	8	19	13	6					19	19		6	6	38.26	8	8000
	9	51	45	6					51	51	1	24	5	46.50	17	7582
	10	35	32	3					35	34	1	26	2		13	8538
	11	8	6	2					8	7		5	1		4	7500
	12	23	14	9					23	19		23	8	51.12	1	
	195	7	2													
196	1	61	20	41					61	59	2	20	37	42.54	2	
	2	50	21	29					50	50	1	8	29	41.37	8	9250
	3	36	17	19					36	36		6	19	39.78	1	
	4	15	6	9					15	15		12	9	40.55	4	10125
	5	12	7	5					12	12	2	5	5	30.00	7	9071
	6	21	5	16					21	21		5	14	42.50	1	
	7	20	14	6					20	20	1	12	6	37.50	13	8038
	8	22	15	7					22	20	2	7	6	49.33	10	7900
	9	46	22	24					46	46	2	23	24	41.45	8	7125
	10	72	31	41					72	72	2	23	41	43.80	8	9787
	11	44	16	28					44	43		8	26	37.84	1	
	12	42	26	16					42	42		9	15	47.73	7	6742
	13	16	7	9					16	16		10	9	45.88	1	
	14	22	6	16					22	22		4	16	48.06	1	
	15	41	18	23					41	40	1	5	22	37.00	10	8500
	16	48	33	15					48	48	2	5	14	40.35	24	8104
	17	59	38	21					59	58	1	16	21	46.52	22	8363
197	3	20	3	16	1				19	19	1		15	22.80	1	
	4	1														
	5	8		8					8	8			8	22.00		
	7	25	3	22					25	24	1		21	21.66	2	
	8	71	14	56					70	69	1		56	23.25	2	
	9	30	12	18					28	28			28	25.50	2	
	10	95	10	83					93	92	1		84	21.73	1	
	11	18	4	14					18	18	4		13	23.69	3	9400
	12	3		3					3	3			3	20.66		
	13	1														
	17	52	11	41					51	52	1		37	25.67	3	5333
	18	12	3	9					12	12	3		8	26.75		
	19	1														
198	1	25	7	18					25	25	2	7	18	33.94	2	
	2	44	10	33					43	43	1	16	30	36.96	2	
	3	34	18	16		1			34	34	2	4	15	37.73	4	7875
	4	34	12	22					34	34		10	21	42.14	3	11000
	5	49	13	35		1			48	44	3	22	30	45.66	3	8566
	6	19	8	11					19	17		12	9	32.77	4	8250
	7	8	6	2					8	6	1	7	2		6	9166
	8	12	5	7					11	11		9	6	43.33	5	9200
	9	21	14	7					20	20		10	6	39.66	9	8000
	10	28	16	12					28	28	1	10	11	43.54	10	16020
	11	37	15	21		1			36	36		11	22	37.54	5	8000
	12	41	16	25					40	41	2	12	24	39.83	5	8520
	13	33	16	17					33	33		2	17	32.94	3	9000
	14	12		12					11	11			11	32.18		
	15	19	5	14					19	19		5	14	38.92	1	
	16	33	16	17					32	33	2	9	17	39.17	2	
	17	32	22	10					32	32	1	10	10	35.20	13	6961
	18	37	17	20					37	37	1	17	19	48.73	5	7180
	19	21	10	11					21	19		10	7	32.85	7	8571
	20	11	6	5					11	10	3	7	5	42.40	3	8833
	21	104	33	71					94	104	2	14	68	38.73	2	
22	52	16	36					46	52	1	4	36	36.02	1		
23	38	11	26					38	37	1	10	26	42.76	3	9666	
24	70	20	49		1			70	69	4	5	48	38.83	1		
202	1	38	22	16					38	2		17	15	32.20	13	8038
	2	20	8	12					20	20	1	1	12	34.00	4	7875
	3	16	3	13					16	3	3		13	28.61	3	9833
	4	18	18						18	17					16	8125
	5	62	40	22					62	62	2	2	15	39.31	27	8229
	6	38	23	14		1			37	37	2	29	12	44.25	15	8000
	7	73	44	28		1			72	72	4	52	28	48.75	31	8709
	8	94	74	20					94	94	7	23	19	47.05	62	8379
	9	19	8	10					19	18	1	2	10	37.00	7	8071

<sup>1</sup>For renter-occupied dwelling units and vacant nonsessional not dilapidated units, for rent.  
<sup>2</sup>For owner-occupied dwelling units and vacant nonsessional not dilapidated units, for sale only.

Table 3.—CHARACTERISTICS OF HOUSING FOR CENSUS TRACTS, BY BLOCKS: 1950—Con.

Census tract	Block	All dwelling units by occupancy and tenure					All dwelling units by condition and plumbing facilities			Occupied dwelling units			Contract monthly rent <sup>1</sup>		Value <sup>2</sup> of one-dwelling-unit structures		
		Total	Owner occupied	Renter occupied	Vacant non-seasonal not dilap., for rent or sale	Other vacant and non-resident	Number reporting	No private bath or dilap.	No running water or dilap.	Total	Persons per room		Occupied by non-white	Number reporting	Average monthly rent (dollars)	Number reporting	Average value (dollars)
											Number reporting	1.51 or more					
202	10	6	5		1	6			5	5			1			1	
204	1	44	10	33		1	44	20	19	43	41	9	22	31	3080	6	4666
	2	45	22	33			5			5	4		3	2600			
	3	21	13	13			16			21	20	2	12	3966	2		
	4	38	29	4			33	2		38	36	4	29	3768	1		
	5	7	3	4			7			7	7		4	4250			
	6	37	16	21			36	2	2	37	37	1	11	3776	9	8333	
	7	35	24	24		1	36			35	35		5	3633	2		
	8	20	10	10		2	26	1	1	25	24		19	3770	10	8950	
	9	20	9	11			19			20	20	1	12	3745	6	8000	
	10	2															
205	11	36	14	22			33	1		36	34		17	22	3545	7	8714
	12	34	7	27			31	6	1	34	34	2	8	3929	1		
	13	56	11	44		1	55	19	15	55	55	1	7	3211	1		
	14	46	5	40			42	22	15	45	45	4	7	2692			
	15	8	1	7			8	6	2	8	8		7	2657			
	16	39	16	33			39	17	17	39	48	3	2	2663			
	17	49	15	34			45	9		49	48	3	3	3415	2		
	18	16	16	24			33			36	34	4	11	3350	6	6966	
	19	41	18	22			40	8	2	41	41	1	11	3900	6	7083	
	20	22	17	10		1	28			27	27		15	4363	10	9600	
206	21	26	13	13			26			26	26	3	15	4084	8	9625	
	22	63	23	38		2	60			61	58		36	4727			
	23	161	43	113		5	160	1	1	156	155	4	108	4623			
	24	28	17	10		1	27			27	27	1	10	4750	12	9416	
	25	23	15	8			22			23	23		8	4900	12	10000	
	26	13	9	4			13			13	12		4	4500	6	10166	
	27	25	14	11			25	4	4	25	25	1	11	3772	11	9181	
	28	6	2	6			6			6	6		6	2583			
	29	20	10	10			20	1		20	20	1	10	3430	3	7000	
	30	1		3			4			4	4		3	2333			
207	11	9	1	1		7	9	7	7	9	2		1				
	12	32	14	17		1	32	2	2	31	31		17	3152	6	4750	
	13	9	4	5			9			9	9	1	5	3660			
	14	35	10	25			35			35	35		25	4064	6	6000	
	15	18	7	11		1	18			18	18		11	3372	3	5666	
	16	14	6	7			14	2		13	13		7	2414	2		
	17	10	5	4		1	10	2	2	9	9		4	3200	4	8500	
	18	23	8	15			23	3	3	23	23	1	14	2921	3	5666	
	19	2					4			4	4						
	20	21	7	13		1	21	2	1	20	20	1	14	2514	4	5375	
208	21	19	13	6			19	3	1	19	19		6	3166	7	5428	
	22	4		2			6	1	1	6	6		2				
	23	12	4	7		1	12			11	11		7	2700	3	5333	
	24	9	1	7			9			8	8		6	1816			
	25	7		7			7			7	7		5	3100			
	26	12	4	7			11			11	11		6				
	27	9	1	7			8			8	8		6				
	28	3		6			7			7	7		5				
	29	7		7			7			7	7		5				
	30	33	7	6			33			33	33		5				
209	1	64	22	40		1	63			62	62		37	4510	11	9909	
	2	37	16	21			35	2		37	37		19	4915	6	9333	
	3	40	24	14		2	39	2		38	37		13	4007	14	8464	
	4	36	19	16		1	34			35	35	1	16	4943	7	8228	
	5	25	10	15			25			24	24		13	4584	6	8416	
	6	13	7	6			13			13	13		6	4200	2		
	7	58	33	25			57			58	58	3	25	3588	21	8547	
	8	23	8	15			22			23	23	1	14	4071	2		
	9	2					3			3	3						
	10	3	2	1			3			3	3		1				
210	11	72	46	25		1	72	2		71	71	2	26	4584	27	8537	
	12	6	3	6			6			6	6		3	5000	3	9500	
	13	11	5	6			11			11	11		3	4433	1		
	14	5	4	1			5			5	5		1				
	1	17	4	13			16	10	10	17	17	1	13	2446	1		
	2	3	5	3			3			3	3		3	3200	3	8500	
	3	3					3			3	3			3000			
	4	23	5	18			22			23	21	1	16	3362			
	5	3					3			3	3						
	6	37	14	23			35			37	36	1	19	3431	4	6875	
7	15	4	11			14			15	14	1	7	4557	3	10433		
8	28	12	16			27	2		28	28	4	15	3573	10	7320		
9	20	12	8			20			20	20		7	3200	8	8437		
10	64	32	30		2	63	3	3	62	62	3	31	4403	13	7330		
211	11	39	18	21			39	4	1	39	39		20	4715	11	7890	
	12	55	19	34		2	53	4		53	53	2	36	4013	3	8333	

<sup>1</sup>For renter - occupied dwelling units and vacant nonseasonal not dilapidated units, for rent.  
<sup>2</sup>For owner - occupied dwelling units and vacant nonseasonal not dilapidated units, for sale only.



HOUSING—BLOCK STATISTICS

Table 3.—CHARACTERISTICS OF HOUSING FOR CENSUS TRACTS, BY BLOCKS: 1950—Con.

Census tract	Block	All dwelling units by occupancy and tenure					All dwelling units by condition and plumbing facilities			Occupied dwelling units			Contract monthly rent <sup>1</sup>		Value <sup>2</sup> of one-dwelling-unit structures	
		Total	Owner occupied	Renter occupied	Vacant non-seasonal not dilap., for rent or sale	Other vacant and non-resident	Number reporting	No private bath or dilap.	No running water or dilap.	Total	Persons per room		Number reporting	Average monthly rent (dollars)	Number reporting	Average value (dollars)
											Number reporting	1.51 or more				
208	13	62	27	34	1				61	61	2		35	46.45	10	8,000
	15	51	22	29				43	1	1		18	41.61	3	7,666	
	16	15	8	7				14				6	37.00	4	9,625	
	17	47	15	32				46	3	2		30	35.66	9	6,611	
	18	47	25	22				41	2	1		17	48.00	10	9,050	
	19	8	6	2				8				2		4	5,750	
	20	12	1	11				12				11	42.72	1		
	21	49	6	40				49	11	7		39	31.07	3	6,833	
	22	52	14	38		3		52	18	8		38	37.68	2		
	23	2														
212	25	19	10	8	1			19	2			9	48.88			
	26	27	15	12				27	27			12	43.41	7	7,785	
	27	42	18	23	1			42	41	2		24	46.25	8	10,875	
	1	23	4	19				23	23	2		19	43.73	1		
	2	34	14	20				34	34			20	44.55	2		
	3	34	14	20				33	34	2		20	45.50	3	7,000	
	4	60	8	52				59	60			51	47.80	3	9,333	
	5	19	7	11	1			19	18	3		11	48.09	2		
	6	43	18	25				43	43	3		25	43.44	12	7,500	
	7	198	4	193	1			171	2	1		179	49.67			
213	8	58	26	32		1		57	58			32	44.34	5	7,020	
	9	15	5	10				13	15	2		10	34.10	5	6,540	
	10	21	16	5				20	21	1		5	46.80	13	7,200	
	2	3	1	2				3	3	3		2		9	10,477	
	10	11	10	1				11	11			1		10	10,250	
	11	14	11	2		1		13	12			2				
	23	1														
	24	2														
	26	1														
	29	3	1	2				3	3			2				
214	1	198	34	161	2	1		188	3	3		155	66.89	21	14,500	
	2	68	44	21	2	1		64	65			21	62.33	30	11,516	
	3	61	36	25				57	61			25	60.56	25	12,376	
	4	6	1	5				6	6			5	49.60			
	5	8	2	6				8	8			6	60.83			
	6	73	39	34				68	73	3		30	54.36	22	10,863	
	7	87	52	35				78	87	3	3	29	53.37	14	8,842	
	8	21	4	17				21	21	2		17	43.35			
	9	18	12	6				18	18	2		6	35.83	1		
	10	71	50	21				68	71	2		20	48.65	27	9,277	
216	11	85	41	44				83	83	1		43	53.55	18	10,538	
	12	31	22	9				31	31	1		9	42.55	13	10,000	
	13	53	22	31				53	53			31	55.96	9	10,333	
	14	44	14	30				44	44	5	5	30	46.73	2		
	15	22	14	8				22	22	1		7	47.14	7	10,928	
	16	67	37	29	1			67	66	1		29	42.31	29	9,810	
	17	21	12	9				21	21	3	3	9	38.00	3	9,000	
	1	2	6	8				14	14	1	1	7	41.42	2		
	2	14	13	10				23	23			10	45.80	6	13,166	
	3	40	25	15				38	40	1	1	15	50.26	13	9,769	
4	23	17	4	1			22	21			5	68.00	14	16,071		
5	1				1											
6	14	8	5		1		14	13			6	50.33	4	8,625		
7	38	13	23		2		37	36			22	48.04	4	10,125		
8	25	5	19		1		23	24			19	45.57				
9	33	16	16		1		33	32			16	49.12	1			
10																
11	30	12	17	1			26	26			16	41.12	10	8,600		
12	11	3	8				8	11	1	1	8	41.87	1			
13	20	8	11		1		20	19	5	5	10	37.70	3	14,000		
14	10	2	8				9	10			8	42.50				
220	1	59	47	9	2	1		59	56			8	76.37	36	10,777	
	2	24	22	1		1		24	23			1	17.184	19	17,184	
	3	9	8	1				9	9	1	1	1		8	23,500	
	4	12	12					12	12			11	28.227	11	28,227	
	5	8	6	2				8	8			2		6	18,983	
	6	29	24	5				28	29			4	31.50	23	17,021	
	7	8	6	1		1		8	7			1		5	22,100	
	8	3	2	1				3	3			1				
	9	11	11					11	11	1		11		8	12,750	
	10	20	12	7		1		19	19	2	2	6	44.00	9	13,555	
11	321	2	315	4			297	1	1		317	314	311	95.49	1	
12	2															
14	4	1	3				2	4			2		2			
15	38	4	33	1			33	37			32		32	95.50	1	
16	254	3	249	1	1		212	248	2	2	243	248	243	105.81	2	

<sup>1</sup>For renter-occupied dwelling units and vacant nonseasonal not dilapidated units, for rent.  
<sup>2</sup>For owner-occupied dwelling units and vacant nonseasonal not dilapidated units, for sale only.

Table 3.—CHARACTERISTICS OF HOUSING FOR CENSUS TRACTS, BY BLOCKS, 1950—Con.

Census tract	Block	All dwelling units by occupancy and tenure					All dwelling units by condition and plumbing facilities			Occupied dwelling units			Contract monthly rent <sup>1</sup>		Value <sup>2</sup> of one-dwelling-unit structures		
		Total	Owner occupied	Renter occupied	Vacant non-seasonal not dilap., for rent or sale	Other vacant and non-resident	Number reporting	No private bath or dilap.	No running water or dilap.	Total	Persons per room		Occupied by non-white	Number reporting	Average monthly rent (dollars)	Number reporting	Average value (dollars)
											Number reporting	1.51 or more					
220	17	6	4	2		5			6	6			2		1		
	18	7	4	3		7	2	2	7	7	1		3	3 0.00	3	10,500	
	21	5	4	1		5			5	5			1		4	9,750	
	23	5	2	3		5	2	2	5	5			3	4 4.33	1		
	25	21	4	14		19	6	5	18	18			13	4 1.84	2		
	27	55	2	48	5	53			50	46	1		49	3 3.87	1		
	28	23	2	19	2	21			21	19	1		21	3 8.33	1		
	29	7	7			7			7	7					7	19,714	
	30	4	4			4			4	4					4	23,500	
	31	18	18			18			18	18					15	19,100	
	32	77	65	12		77	2		77	77			12	6 1.16	50	9,946	
	33	48	36	8	4	48			44	43			8	5 9.35	34	11,679	
	34	40	32	7	1	40			39	39			7	6 5.42	27	15,111	
	35	22	16	6		22			22	22			6	6 6.50	11	18,272	
	36	185	5	118	2	125	3	1	123	123		1	113	13 0.79	4	28,250	
	37	34	22	11	1	32			33	32			9	7 7.44	13	14,730	
	40	1															
	45	46	37	8	1	46			45	45			7	5 0.00	33	13,757	
	46	25		24		25		1	24	24			23	5 1.78			
	47	176	44	126	6	172			170	168	3	1	125	11 9.80	37	14,256	
48	31	21	9		31			30	30	1		9	6 6.11	12	15,000		
49	7		7		5			7	5	1	1	5	5 8.00				
230	1	54	42	11	1	53			53	52			11	4 7.81	38	8,473	
	2	85	55	26	2	85			81	81	1		27	5 3.48	36	9,222	
	3	34	23	10	1	29			33	33			11	5 8.72	17	12,294	
	4	25	18	2	5	25			20	20			3	5 5.00	15	11,366	
	5	4	2	2		4			4	4			2				
	6	4	6	2		7			8	7			1		5	15,600	
	7	12	10	2		12			12	12			1		7	17,428	
	8	8	6	2		8			8	8			2		4	21,500	
	9	11	9	2		11			11	11			2		8	18,312	
	10	28	7	21		27			28	28	2		20	6 5.25	6	15,833	
	11	8	7	1		8			8	8			1		6	16,450	
	12	57	30	27		56			57	57			27	5 9.44	17	18,264	
	13	38	31	6	1	37			37	37			6	7 3.83	25	15,160	
	14	52	32	19	1	52			51	51			18	7 0.55	21	15,119	
231	4	7	3	4		6			7	7	1		4	4 8.75	1		
	8	4	2	2		4			4	4			2				
	9	1															
232	1	28	22	6		26			28	25			5	8 2.80	16	17,218	
	2	28	18	10		28			28	27			10	5 4.30	16	15,812	
	3	17	12	5		17			17	17			5	7 0.00	8	18,250	
	4	55	39	15	1	55	1	1	54	54			14	7 9.78	31	13,677	
	5	61	48	13		61			61	60			12	5 3.50	42	10,892	
	6	68	41	27		65			68	60	2		24	5 4.50	28	12,553	
	7	10	8	2		10			10	10			1		5	17,600	
	8	22	14	8		21			22	22		1	5	6 6.00	7	12,357	
	9	10	9			10			22	9					7	17,714	
	10	18	11	6		17			17	16	1		4	9 1.00	8	11,500	
	11	42	25	15	2	41			40	38			13	6 7.23	18	18,027	
	12	44	29	15		43		3	44	42			13	6 8.07	20	14,900	
	13	37	30	7		33			37	32			5	6 2.00	25	14,120	
	14	56	36	20		54			56	53	1		18	5 5.83	25	12,860	
235	1	22	11	11		22			22	22	1		10	5 5.00			
	2	54	24	29	1	43			53	52			29	5 0.96	1		
	3	399	2	397		399	1	1	399	398	3		394	3 6.86			
	4	177	10	161		174			171	171	7		161	4 4.03	2		
	7	144	2	140		136	4	1	142	141	4		139	4 8.41	1		
	8	62	5	76	1	82			81	81	4		75	4 1.61			
	9	207	19	186	2	207	6		205	204	14		186	4 8.76	1		
	10	247	5	240		236	1	1	245	243			239	3 7.63			
	12	22	11	11		22			22	22			11	6 4.27			
	13	249	20	228	1	223			248	239	1		214	4 4.66			
14	448	5	442		430	8	7	447	435	6		439	3 7.38				
15	112	58	53	1	104			111	102	3		47	5 1.48	19	10,588		
16	89	55	34		80	1	1	89	72	1		25	5 2.00	27	10,203		
17	52	20	30	2	52			50	50			29	4 8.41				
18	1																
236	1	37	25	12		36	4	5	37	36	2		10	6 7.00	14	19,071	
	3	85	29	55		85			84	83	2		53	5 6.16	18	18,511	
	5	50	32	17		46			49	47			15	7 1.46	21	18,904	
	6	43	16	23		40			39	39	5		20	6 1.85	12	14,100	
	7	42	8	31	3	42			42	42	1		33	4 7.96	5	15,900	
	8	122	20	101	1	121			121	121	8		99	5 6.29	14	15,714	
	7	64	4	60		63			64	63			59	5 4.81	1		

<sup>1</sup>For renter - occupied dwelling units and vacant nonseasonal not dilapidated units, for rent.  
<sup>2</sup>For owner - occupied dwelling units and vacant nonseasonal not dilapidated units, for sale only.

HOUSING—BLOCK STATISTICS

Table 3.—CHARACTERISTICS OF HOUSING FOR CENSUS TRACTS, BY BLOCKS: 1950—Con.

Census tract	Block	All dwelling units by occupancy and tenure					All dwelling units by condition and plumbing facilities			Occupied dwelling units			Contract monthly rent <sup>1</sup>		Value <sup>2</sup> of one-dwelling-unit structures		
		Total	Owner occupied	Renter occupied	Vacant non-seasonal not dilap., for rent or sale	Other vacant and non-resident	Number reporting	No private bath or dilap.	No running water or dilap.	Total	Persons per room		Number reporting	Average monthly rent (dollars)	Number reporting	Average value (dollars)	
											Number reporting	1.51 or more					Occupied by non-white
236	9																
	10	190	18	163	4	5	185			181	175	9	156	55.19	9	12500	
238	1	44	13	29	1	1	39	15	15	42	42	1	29	46.10	7	13285	
	2	189	22	164		3	174	4	2	186	183	3	160	47.36	16	14250	
	3	42	17	25			42			42	42		25	50.52	12	11833	
	4	20	6	14			20	1	1	20	20		14	50.00	5	11400	
	5	76	11	62	1	2	74	1	1	73	73	1	62	48.80	1		
	6	164	17	147			161	4	2	164	164	3	145	49.66	5	13600	
	7	176	7	166	1	2	91	2	2	173	171	2	162	64.77	6	15500	
	9	30	14	15			30			29	29	2	12	52.58	7	15285	
	10	21	17	4			20			21	20		3	66.00	16	14562	
	11	67	21	46			64			67	64		42	49.40	9	16111	
	239	1	8	2	5	1		8	2	1	7	7	1	5	22.00	1	
2		17	7	9		1	17			16	16		8	31.25			
3		2					2			2	2		1				
4		17	8	8		1	16			16	16		7	51.57	3	9333	
5		18	7	11			18			18	18		10	44.60	3	9666	
6		26	17	8	1		26			25	25		9	65.66	12	12083	
7		27	16	11			27			27	27	1	11	60.00	10	11450	
8		20	9	11			20			20	20		10	56.00			
10		18	7	11			17			18	18	1	11	57.54	3	13000	
12		40	22	18			40			40	40		18	44.55	14	13000	
13		23	15	7	1		22			22	22		7	60.14	6	8333	
14		28	14	14			24			28	28		13	49.07	6	9500	
15		14	8	6			14			14	14		6	44.33	4	8500	
240		1	242	6	236		2	238	5	5	242	241	8	232	63.25	2	
		2	9	1	6			8	6	6	7	7	1	6	39.66	1	
	3	24	9	15			19			24	22	1	14	43.57	5	16000	
	5	218	28	189	1		215	20	1	217	217	11	187	52.54	6	17166	
	6	281	11	268		2	241			279	273	14	261	60.24			
	7	132		132			129			132	131	8	130	59.40			
	8	221	3	218			212			221	218	9	212	56.50	2		
	9	90	3	87			90			90	90	3	87	51.52			
	10	52	2	49	1		51			51	51		50	49.22			
	11	75	20	47	1	1	69			67	61	1	47	52.08	11	11990	
	12	65	14	50	1		65			64	64		48	53.89	7	10642	
	13	68	11	57			68	2	1	68	68		55	46.83	9	11666	
	241	1	22	14	8			20			22	20		7	40.71	5	7000
2		39	27	11	1		35			38	37		11	60.45	21	13123	
3		32	29	3			31			32	32		3	56.00	27	12333	
4		34	26	8			32			34	34	1	8	58.87	17	12205	
6		11	10	1			11			11	11		1		9	12222	
7		29	24	5			29			29	29		5	69.60	20	11300	
8		50	45	5			50			50	50		4	37.50	38	12000	
9		54	46	8			52	1		54	53	2	8	70.37	35	11142	
10		27	24	3			27			27	27		3	47.33	20	12025	
11		10	6	4			10			10	10		4	41.25	4	10250	
12		26	11	15			24	5	5	26	25		14	38.35	1		
13	9	5	4			6			9	7		3	37.33	2			
14	12	11	1			11			12	11	1	1		10	8400		
15	11	11				11			11	11				11	10363		
242	2	4		4			4	4	4	4	4	1	4	15.00			
	3	5		5			5		5	5		5	34.00				
	7	9	3	6			7	1	1	9	7		4	45.75			
	8	2					2			2							
	9	2					2			2							
	10	34	4	29	1		34			33	33	1	30	42.13	1		
	11	76	26	50			75	1		76	72	1	49	44.51	13	11384	
	12	11	5	6			11			11	11		6	56.66	3	12666	
243	1	16	8	8			16			16	16		8	43.25	3	10000	
	2	50	34	16			50			50	50		15	50.46	21	11666	
	3	41	25	15		1	41			40	40	1	15	44.66	16	12093	
	4	39	22	17			36			39	35		13	46.07	11	8003	
	5	11	7	4			8			11	11		4	47.50	4	10000	
	6	18	12	6			18			18	18	1	6	52.33	9	13555	
	7	28	14	12	1	1	28			26	26		12	42.08	5	9200	
	8	31	13	15			27			28	28	1	15	43.20	4	13500	
	9	22	14	8			20		1	22	22		8	36.75	9	12655	
	10	20	6	14			17			20	20		14	51.92			
	11	9	4	5			8			9	9		5	62.40	1		
	12	6	2	4			6		1	6	6	1	3	33.66	1		
	13	9	4	5			9			9	9		5	43.60	1		

<sup>1</sup>For renter-occupied dwelling units and vacant nonseasonal not dilapidated units, for rent.  
<sup>2</sup>For owner-occupied dwelling units and vacant nonseasonal not dilapidated units, for sale only.

Table 3.—CHARACTERISTICS OF HOUSING FOR CENSUS TRACTS, BY BLOCKS: 1950—Con.

Census tract	Block	All dwelling units by occupancy and tenure					All dwelling units by condition and plumbing facilities			Occupied dwelling units			Contract monthly rent <sup>1</sup>		Value <sup>2</sup> of one-dwelling-unit structures	
		Total	Owner occupied	Renter occupied	Vacant non-seasonal not dilap., for rent or sale	Other vacant and non-resident	Number reporting	No private bath or dilap.	No running water or dilap.	Total	Persons per room		Number reporting	Average monthly rent (dollars)	Number reporting	Average value (dollars)
											Number reporting	1.51 or more				
243	14	14	5	9		10			14	12	1	8	4 4.00			
	15	14	5	8		14			13	13	1	8	4 3.37			
244	1	16	4	12		15	7	5	16	16	1	11	3 7.72	1		
	2	21	6	14		21	3	3	20	20		13	4 0.69	5	8 600	
	4	1														
	7	4		4		4	2	2	4	4		4	3 5.50			
	8	2														
245	1	16	7	9		15	8	6	16	15	2	8	5 2.37	1		
	2	13		12		13	1	1	12	12		12	1 9.41			
	3	30	12	18		30	3	1	30	30		16	4 3.25	2		
	4	45	17	28		45	5	3	45	45	3	27	4 7.11	4	8 875	
	5	28	7	21		28	4		28	28		21	4 3.85	1		
	8	6		6		6			6	6		5	3 6.60			
	12	12	3	9		12	2		12	11	2	9	4 1.55			
	13	13	6	7		13			13	13		7	3 5.71	4	9 850	
	14	46	20	25		46	4	2	45	45	6	24	6 1.50	5	8 200	
	15	52	25	27		52	4	3	52	52	3	27	4 8.22	7	7 714	
	246	1	17	9	8		17			17	17	1	8	4 3.50	3	7 333
		2	12	8	3	1	12			11	11		3	3 2.00	6	6 416
3		23	6	17		23	6	6	23	23	1	13	5 0.53	2		
4		1														
5		28	14	12	2	28	5	4	26	26	2	12	5 6.91	6	7 716	
6		43	11	30	2	43	24	24	41	41	2	28	2 9.35	7	7 100	
7		3	1	2		3			3	3						
8		1														
9		1														
11		3	1	2		3	3	3	3	3		2				
247		1	12	4	5	2	12			9	9		5	5 4.40	1	
	2	11	5	6		11			11	11	1	6	3 8.66	2		
	3	53	26	27		53	4	2	53	52	1	24	4 4.79	8	12 750	
	4	31	8	22		31	1	1	30	30		22	4 3.86	3	14 333	
	5	107	27	78		106	5	5	105	105	3	77	4 2.22	3	10 666	
	6	12	7	5		12	3	3	12	11		5	4 0.00	2		
	7	99	16	82		98	3	2	98	97	5	80	4 3.01			
	8	64	28	36		64	1		64	64	1	35	5 6.85			
	9	29	10	18		29			28	28		18	6 0.16			
	248	3	26	7	17		26	16	16	24	24	1	12	2 9.11	4	9 000
4		34	13	21		34	13	13	34	34		19	4 0.10	6	7 750	
5		110	22	87	1	107	29	27	109	109	8	84	8 5	3	11 833	
6		70	29	41		69	12	12	70	69	7	59	4 1	15	7 533	
7		39	22	17		39	12	12	39	39	1	26	4 7.58	17	7 123	
8		51	22	29		49	4	4	51	51	3	36	2 7	18	7 777	
10		26	18	8		24	1	1	26	26	1	25	8	16	8 187	
11		17	6	11		16	3	2	17	17	1	14	10	4	7 000	
12		24	17	7		23	3	3	24	24	1	16	7	14	7 978	
249		1	85	32	53		79			85	85	5	52	5 6.84	4	10 375
		2	8	5	3		7			8	8		3	4 9.00	2	
		3	42	14	28		38			42	39		26	5 1.03	3	14 666
	4	26	5	21		23			26	26	1	20	5 4.50	2		
	5	82	4	78		81			82	82	2	76	4 7.73			
	6	54	9	44		45			53	49	1	41	5 0.68	2		
	7	133	30	103	1	127	1		133	131	5	94	4 6.45	5	15 200	
	8	126	15	111		120	1		126	123	6	110	5 1.48	12	12 833	
	10	12	6	6		11			12	11		5	4 9.00	4	10 500	
	11	218	91	125		215	3		216	212	10	117	4 4.42	62	8 553	
	12	168	21	146	1	163	4		167	167	5	143	4 6.93	1		
	13	125	1	122	1	121			123	121	6	120	5 6.07			
	14	25		25		25			25	25		25	4 9.56			
	250	1	1													
2		1														
4		31	1	29		31	15	14	30	30	3	29	2 9.72			
7		17	2	15		17	7	7	17	17	1	15	3 0.13			
8		57	8	48		57	35	34	56	56	6	24	2 9.79	1		
9		3	2	1		3	2	2	3	3		1				
10		50	14	35		48	28	21	49	46	4	15	3 1	5	6 700	
11		32	5	27		32	21	21	32	32	5	18	2 5	2		
12		31	7	22		31	22	22	29	29	2	16	2 2	2	6 416	
13		18	4	14		18	13	13	18	18	2	13	14	2		
14		32	11	20	1	32	15	15	31	31	3	15	20	3 5.30	2	

<sup>1</sup>For renter - occupied dwelling units and vacant nonseasonal not dilapidated units, for rent.  
<sup>2</sup>For owner - occupied dwelling units and vacant nonseasonal not dilapidated units, for sale only.

HOUSING—BLOCK STATISTICS

Table 3.—CHARACTERISTICS OF HOUSING FOR CENSUS TRACTS, BY BLOCKS: 1950—Con.

Census tract	Block	All dwelling units by occupancy and tenure					All dwelling units by condition and plumbing facilities			Occupied dwelling units				Contract monthly rent <sup>1</sup>		Value <sup>2</sup> of one-dwelling-unit structures	
		Total	Owner occupied	Renter occupied	Vacant non-seasonal not dilap., for rent or sale	Other vacant and non-resident	Number reporting	No private bath or dilap.	No running water or dilap.	Total	Persons per room		Occupied by non-white	Number reporting	Average monthly rent (dollars)	Number reporting	Average value (dollars)
											Number reporting	1.51 or more					
251	2		10	38	1				48	48	6		38	36.52			
	4	114		22	88	4	114	66	66	22	22		48	95.29	1		
	7	149	9	139	1		148			148	148	2	140	39.70			
	8	167	5	162			167			160	160	2	153	41.22			
	9	54	11	43			54	1	1	49	49	2	38	46.57	3	6.766	
	10	75	18	56		1	70	4	4	74	73	4	53	44.26	3	7.333	
	11	12	3	9			2			2	2		1				
	13	90	23	65	1	1	90	2	2	88	88	4	64	45.26	8	10.125	
	14	123	36	87			120	2	2	123	122	2	81	47.79	5	10.300	
	15	106	28	74	1	3	97	1	1	102	99	10	73	51.30	14	8.924	
	16	1															
	17	74	17	55		2	74	1	1	72	72	1	49	48.61	10	13.000	
	18	69	18	50			66	4	3	68	65	5	44	55.81	4	9.500	
	19	33	16	15	2		33			31	31		16	39.81	9	8.522	
	20	35	22	12		1	34			34	31		10	51.00	6	9.616	
	252	1	77	8	69		71	2	1	77	77	1	60	68	37.41	3	8.833
		2	44	15	29		44			44	44	2	21	28	35.50	7	9.000
		3	43	7	36		42	4		43	43	5	29	36	31.38	2	
		4	41	9	30	1	1	39	2	1	39	39	6	30	33.40	2	
		5	48	17	31			48			48	48	1	30	34.10	4	6.500
6		24	5	19			24	2		24	24	6	19	25.52	2		
7		44	9	35			44	6	6	44	44	1	34	29.08	3	7.566	
8		26	5	19	2		25	2	2	24	24	1	12	37.25			
9		68	20	48			55	7	6	68	65	4	9	38.51	5	8.800	
10		38	12	26			33	5	4	38	37	4	10	33.88	4	7.000	
11		34	14	20			29	3	3	34	33	1	18	34.27	8	7.187	
12		26	9	17			24	5	5	26	26	1	3	35.43	5	9.800	
13		53	24	29			47	5	1	53	53	7	11	29	34.44	11	7.045
14		47	17	30			46	1	1	47	47	5	2	30	37.00	12	7.641
15		24	11	13			23	1		24	24	1	4	13	34.61	9	7.111
16		497	157	481	1		465	10	9	496	486	12	370	475	34.29	4	8.500
17		67	30	37			62	10	6	67	67	3	63	34	36.52	15	6.166
18		64	15	48		1	61	3		63	63	3	59	47	32.85	10	10.500
19		53	24	28		1	53			52	52	3	40	28	40.46	16	8.906
20		36	27	7	1	1	36	1	1	34	34	1	29	7	44.00	25	8.800
21	59	26	31	2	2	50	4	1	57	56	3	52	29	41.48	20	8.000	
22	48	26	20	2	2	44			46	46	2	41	19	37.52	18	6.972	
24	28	16	12			26			28	28	2	21	12	38.16	13	5.384	
26	18	9	9			17	2		18	18	2	2	8	30.25	3	5.066	
27	35	8	27			32	3		35	35	2	12	25	27.92	4	5.200	
28	29	3	26			25	7	5	29	28	3	3	24	30.29	1		
253	1	269	3	264	2	265			267	266	10		264	39.82			
	2	221	10	211		217	2	2	221	220	15		205	43.25	1		
	4	112	7	205		188			112	110	12		199	54.62	1		
	5	272	14	256		268	3		270	269	14	2	251	49.49			
	6	233	13	220		202	4	4	233	216	3	2	200	41.00			
	7	71	19	52		69			71	70			48	52.89	3	10.733	
	8	350	23	324		328	2	2	347	341	43	1	316	51.65	8	10.562	
	9	329		329		305			329	321	25		314	51.45			
	10	159	4	155		151			159	155	1		152	55.84			
	11	352	2	324	14	12	338	2	2	326	322	38	3	327	46.59		
13	59	3	55		1	58	1	1	58	58		58	42.51	1			
14	1																
16	12	3	9			12			12	12		8	43.75				
18	3	1	2			3			3	3		2					
19	75	7	67	1		74	4	4	74	73	6	65	41.83	3	8.333		
255	1	3	1	2		3			3	3			2				
	3	1															
	4	1															
	5	13	9	4		13	1	1	13	13			4	45.25	6	8.916	
	6	20	12	8		20	3		20	20			7	44.85	7	7.928	
	7	14	10	4		13			14	14			4	47.50	4	5.325	
	8	14	13	1		14			14	14			1		12	10.275	
	10	17	16	1		17			17	17			1		13	9.653	
	11	37	14	23		37	4	3	37	37			2	43.73	4	10.750	
	12	43	23	20		41	5	3	43	43		2	20	50.90	7	8.857	
13	76	28	47		73	3	1	75	73	4		44	51.54	14	9.928		
14	63	31	32		61			63	62			31	47.77	14	11.607		
15	32	15	17		32			32	32			16	52.06	4	11.250		
257	2	59	31	28		59	3	3	59	59	3	2	26	61.34	12	13.333	
	3	35	19	15	1	32			34	34			16	54.52	10	13.700	
	5	29	16	13		23	2	2	29	29			13	46.23	10	8.530	
	6	44	26	18		40	2	2	44	44			17	46.64	20	7.750	
	7	48	14	34		45	10	7	48	48		1	34	41.02	4	6.250	
	8	4	2	2		3			4	4			2		1		
	9	35	6	29		35			35	34		3	28	45.60	2		
	11	122	15	104		120		2	119	117			100	40.95	2		
	12	116	24	91		106			115	110			88	48.73	7	13.142	

<sup>1</sup>For renter - occupied dwelling units and vacant nonseasonal not dilapidated units, for rent.  
<sup>2</sup>For owner - occupied dwelling units and vacant nonseasonal not dilapidated units, for sale only.

Table 3.—CHARACTERISTICS OF HOUSING FOR CENSUS TRACTS, BY BLOCKS: 1950—Con.

Census tract	Block	All dwelling units by occupancy and tenure					All dwelling units by condition and plumbing facilities			Occupied dwelling units			Contract monthly rent <sup>1</sup>		Value <sup>2</sup> of one-dwelling-unit structures		
		Total	Owner occupied	Renter occupied	Vacant non-seasonal not dilap. for rent or sale	Other vacant and non-resident	Number reporting	No private bath or dilap.	No running water or dilap.	Persons per room		Occupied by non-white	Number reporting	Average monthly rent (dollars)	Number reporting	Average value (dollars)	
										Number reporting	1.51 or more						
258	2	1															
	3	23	15	8		21			23	22	1	21	7	46.00	11	8,636	
	5	3	1	2		3			3	3		3	2				
	6	23	16	7		23	1		23	23	2	23	6	35.16	11	8,636	
	7	18	13	5		16			18	18		18	5	54.00	10	8,810	
	8	3	3			3			3	3		3					
	9	15	8	7		15			15	15	1	11	7	35.57	6	8,333	
	10	37	30	6	1	36			36	36		32	5	45.00	26	8,769	
	11	43	24	19		42	5	3	43	42	1	36	17	42.47	13	8,692	
	12	54	25	29		52	28	28	54	48	7	50	27	41.03	14	6,935	
	13	35	18	16	1	30	13	9	34	32	2	32	16	58.56	9	8,888	
	14	34	23	11		31	9	6	34	31		32	10	59.30	12	7,091	
	15	26	20	6		25	10	10	26	23	1	24	5	51.00	18	6,455	
	16	31	26	5		30	5	5	31	30		27	5	47.40	19	7,042	
	17	34	17	16		34	12	12	33	32	1	31	16	49.87	12	8,833	
	18	16	13	3		16	2	2	16	14		14	3	57.33	10	7,560	
	19	6	2	4		6			6	6		5	4	58.25	1		
	20	11	6	5		11	1	1	11	11	2	10	4	54.50	3	7,833	
	259	1	20	11	9		20			20	20	2	9	9	40.22	3	8,333
		3	32	16	16		32	2		32	32	1	16	16	47.06	7	13,000
4		27	14	13		24			27	24		11	11	58.81	2		
5		11	4	7		11			11	11	2	7	7	46.42	2		
6		71	16	54		71			70	70	2	54	54	48.03	5	12,000	
7		67	26	40	1	66			66	66		41	41	46.80	7	9,357	
8		57	23	33		55	1		56	56	2	32	32	44.65	8	9,500	
9		12	2	10		12			12	12	1	9	9	41.00	1		
10		10	1	9		10			10	10		9	9	36.88	1		
11		11	3	7		11	1		10	10	2	7	7	40.85	1		
12		238	30	196	2	238	4		226	226	14	1	193	46.66	8	13,800	
13		137	9	124	3	134			133	128	5	5	117	58.45	2		
14		51	1	49		50			50	50	2	2	46	43.93	2		
260		1	71	14	56		69	7	4	70	70	8	66	56	43.03	5	6,900
	2	78	26	51		74	5	4	77	77	3	73	50	40.76	16	6,825	
	4	44	27	17		44	7	7	44	44	1	44	16	45.50	19	7,342	
	5	4	2	2		3	2	2	4	3		4	1		1		
	6	29	16	12	1	28	1	1	28	27		27	9	41.55	10	6,350	
	7	55	29	26		55	5		55	55	6	51	25	43.56	21	7,338	
	8	15	7	8		15			15	15		13	8	37.25	5	6,460	
	9	22	6	16		20	3	1	22	22	2	22	16	27.75	1		
	10	24	10	14		23	2		24	24	2	7	13	30.30	4	9,000	
	11	21	7	14		21			21	21		5	14	36.07	1		
	12	10	5	5		10	4		10	10		1	5	23.60	1		
	13	19	6	13		19	4		19	19		9	13	28.84	3	7,333	
	14	14	5	9		14			14	14		11	9	36.00	2		
	261	1	171				171			171	171	3	1	168	40.07		
2		30	15	15		26			30	26	1	1	12	49.58	6	11,500	
3		60	22	37		55	1		59	58	1	37	37	60.97	7	14,928	
4		63	26	37		61	2		63	62	3	35	35	56.60	5	16,800	
5		379	37	339	3	378	3		376	375	2	331	331	50.04	11	12,000	
6		196	53	143		196			196	194	5	139	139	46.58	9	10,977	
7		236	49	185	2	235			234	233	10	182	182	51.48	19	10,977	
8		407	20	386		395	1		406	400	7	370	370	40.49	5	16,140	
9		10	2	8		10			10	10	2	8	8	36.75			
10		18	4	13	1	18			17	17		14	14	46.78			
11		78	2	70	6	76			78	71	1	68	68	46.26			
12		57	8	49		53	1		57	54	4	45	45	49.44			
13		160		159		158			159	159	9	152	152	49.67			
14		64	23	40	1	64			63	62	2	39	39	52.33	2		
15		165	44	120	1	163			164	160	4	116	116	47.16	3	9,666	
262	1	33	22	10		32	2		32	32		30	10	40.60	20	8,275	
	2	54	40	13		51	2	1	53	53	2	50	13	42.69	34	7,879	
	3	45	25	18		45	2		43	43	1	43	17	39.47	19	7,300	
	4	15	10	5		15	1		15	15		15	5	39.40	9	6,888	
	5	22	14	8		21	1	1	22	22		17	7	41.14	13	6,846	
	6	42	30	12		42	2		42	40	3	37	10	47.90	24	7,791	
	7	13	5	8		13			13	13	1	10	8	29.37	3	6,200	
	8	10	8	2		10			10	10		2	2		5	6,500	
	9	17	10	7		16	1		17	16	4	15	7	44.57	7	6,285	
	10	5	1	4		5			5	5	1	2	4	35.00			
	11	12	1	11		12			12	12	1	4	11	32.90			
263	3	46	18	26	2	46			44	44		27	50.77	5	8,917		
	4	74	10	64		74			74	74	3	62	57.22	5	12,400		
	5	92	39	52	1	91	12		91	90	4	51	48.56	17	13,841		
	6	21	8	12		21			20	20		12	12	47.08	2		
	7	93	23	70	1	92	1		93	92	1	66	66	44.59	10	8,000	

<sup>1</sup>For renter - occupied dwelling units and vacant nonseasonal not dilapidated units, for rent.  
<sup>2</sup>For owner - occupied dwelling units and vacant nonseasonal not dilapidated units, for sale only.

HOUSING—BLOCK STATISTICS

Table 3.—CHARACTERISTICS OF HOUSING FOR CENSUS TRACTS, BY BLOCKS: 1950—Con.

Census tract	Block	All dwelling units by occupancy and tenure					All dwelling units by condition and plumbing facilities			Occupied dwelling units			Contract monthly rent <sup>1</sup>		Value <sup>2</sup> of one-dwelling-unit structures			
		Total	Owner occupied	Renter occupied	Vacant non-seasonal not dilap., for rent or sale	Other vacant and non-resident	Number reporting	No private bath or dilap.	No running water or dilap.	Total	Persons per room	Occupied by non-white	Number reporting	Average monthly rent (dollars)	Number reporting	Average value (dollars)		
263	8	18	5	12		1	17	3	2	17	17	2	1	11	34.00	1		
	9	64	24	40			62	2		64	63			39	48.02	4	10.250	
	10	108	25	80			106			105	105	6	1	76	46.19	1		
	11	87	22	62		3	86	11	8	84	82	2		60	45.36	4	16.500	
	12	47	21	26			44	2		47	45	2		26	58.53	5	13.500	
	13	190	22	168			159	4		190	187	11		159	48.37	2		
	14	156	24	129			150	4		153	153	7		129	47.22	4	15.250	
	16	220	52	165	3		212			217	214	5		145	47.38			
	17	166	39	127	3		162			166	160	4		113	48.62	5	10.600	
	264	1	26	16	10			26	2	2	26	26	2	25	10	48.20	13	9.230
		2	32	17	15			32			32	32		20	15	46.40	8	9.312
		3	24	23	1			23			24	24	1	24	1		21	8.756
		4	18	17	1			18			18	18	2	17	1		17	7.676
		5	8	6	2			8	1	1	8	7		2	2		6	8.750
		6	23	21	2		1	23			23	23	2	22	2		18	7.750
		7	19	13	5		1	19			18	18	1	17	5	50.60	11	7.045
		8	32	26	5		1	32		2	31	31		31	5	42.60	23	7.573
9		19	12	7			19		2	19	19	1	18	7	45.85	8	7.350	
10		31	19	12			31	4		31	31	1	26	12	38.50	14	7.321	
11		27	19	7	1		27	1	1	26	26	1	14	7	43.28	14	7.535	
13		18	16	2			18			18	18		16	2		15	8.000	
14		11	11				11			11	11	1	8	5	48.00	5	8.800	
15		23	16	7			23	2	2	23	23		16	7	37.14	15	8.066	
16		29	19	10			29	1	1	29	29	2	23	9	40.88	16	8.031	
17		18	11	7			18	1		18	18	1	14	7	47.14	5	8.600	
18		23	17	6			23	4		23	23	1	15	17	41.88	3	7.000	
19		35	17	18			34			35	35	4	32	16	48.87	10	7.850	
20		34	21	13			34	3	1	34	34	2	18	13	44.76	14	7.428	
265		2	8	4	4			8			8	8			3	51.17	2	
	3	72	13	59			70	11	11	72	71	2		57	37.24			
	4	21	8	13			21	2	2	21	21			13	44.61			
	5	217	23	190	2	2	214	7	3	213	209	4		185	48.08	7	8.000	
	6	82	20	61		1	76	6	5	81	78	1	2	58	80.94	5	14.800	
	7	106	38	68			106			106	103	2		60	56.88	6	14.666	
	8	85	13	72			85			85	85	2		68	56.36	6	17.500	
	9	84	28	55		1	83			83	83	2		54	39.83	6	8.916	
	10	92	36	52		4	91	1	1	88	88	2		52	41.42	7	8.214	
	266	1	9	2	6			9			8	8			5	55.16		
2		40	32	7		1	40	4	4	39	37		35	7	42.28	28	8.792	
3		50	39	11			49			50	49	4	43	10	49.90	35	8.654	
4		36	27	9			36			36	35	1	30	9	54.55	23	7.804	
5		37	32	5			36			37	37		30	5	54.20	18	8.505	
6		14	11	3			13	2	2	14	14	1	14	3	40.00	6	11.500	
8		16	12	3			16			15	14	1	5	3	37.66	8	9.375	
10		27	13	13		1	26		2	26	26		12	12	50.50	8	10.937	
11		18					18			18	18	1	1	10	40.40	3	9.166	
12		2					2			2	2		1	10	40.40	3	9.166	
267		1	77	8	69			75			77	77	2		68	48.30		
		2	59	19	40			58			59	54	2		38	58.42		
	3	92	19	69	2	2	90	7	1	88	75	3		67	65.00	10	13.510	
	4	37	5	32			29			37	36	1		20	52.85	2	11.875	
	5	20	1	19			20	1	1	20	20	1		19	52.00			
	6	33	5	28			26	2	2	33	33			28	58.78	3	21.333	
	7	57	12	45			55	1		57	57	1		44	50.86	6	16.333	
	8	18	1	17			16			18	18			16	52.31	1		
	9	20	6	14			19			20	20			14	58.21	1		
	10	117	29	83		5	112	6	1	112	112	5	1	80	55.83	3	13.333	
	11	118	23	93			104	2	1	116	115	1		88	55.25	4	16.250	
	12	110	30	77	2	3	107	11		107	106	4	1	72	62.88	3	16.000	
	13	15	2	13			13			15	15			13	52.76			
	14	37	10	26	1		36	2		36	36	2		26	45.76	2		
269	2	34	10	24			29			34	34			22	59.77	5	18.000	
	3	46	35	10		1	38			45	44			9	61.44	29	14.600	
	4	353	19	332		2	344	1	1	351	348	6	1	320	58.10	11	11.636	
	6	29	2	26		1	22			28	28	3		20	36.15			
	7	238	24	213		1	235	4	1	237	235	12		204	61.63	12	13.641	
	8	99	17	81		1	94			98	98	4		77	64.20	7	9.928	
	9	73	19	53		1	71			72	71	1		54	54.12	5	10.200	
	10	1					1			1	1							
	11	154	15	133		6	131	3	2	148	146	32		123	60.82	2		
	12	28	11	17			25			28	26			16	42.50	8	11.737	
	14	34	16	18			34			34	34	2		18	76.44	12	10.166	
	15	96	16	80			96			96	95	1		76	63.39	6	10.416	
	16	63	23	40			63			63	63			40	57.97	11	12.300	
	17	298	2	296			298	3	3	298	296	20	1	282	52.90			
	18	87	2	82			87			84	80	1		78	59.33			
	19	223	4	207	3	12	217	1	1	211	210	8	1	198	63.31			

<sup>1</sup>For renter-occupied dwelling units and vacant nonseasonal not dilapidated units, for rent.  
<sup>2</sup>For owner-occupied dwelling units and vacant nonseasonal not dilapidated units, for sale only.

Table 3.—CHARACTERISTICS OF HOUSING FOR CENSUS TRACTS, BY BLOCKS, 1950—Con.

Census tract	Block	All dwelling units by occupancy and tenure					All dwelling units by condition and plumbing facilities			Occupied dwelling units			Contract monthly rent <sup>1</sup>		Value <sup>2</sup> of one-dwelling-unit structures		
		Total	Owner occupied	Renter occupied	Vacant non-seasonal not dilap., for rent or sale	Other vacant and non-resident	Number reporting	No private bath or dilap.	No running water or dilap.	Total	Persons per room		Occupied by non-white	Number reporting	Average monthly rent (dollars)	Number reporting	Average value (dollars)
											Number reporting	1.51 or more					
270	1	13	6	7		13	2		13	13		13	7	41.85	2		
	2	39	32	7		39	1		39	39		38	7	43.42	29	7,948	
	3	21	14	5		20			19	19		17	5	47.80	11	7,772	
	4	30	22	8		29	1	1	30	28	1	25	8	42.37	20	8,000	
	5	10	7	3		6	2	2	10	9		3	3	33.00	4	6,125	
	6	11	6	5		10			11	10		10	5	46.00	3	8,333	
	7	6	3	3		5	1	1	6	6		2	3	43.66	1		
	8	7	2	5		6			7	7		5	5	35.40			
	9	3	2	1		2			3	3		2	1				
	10	9	3	6		4	1	1	9	8		1	5	31.40			
	11	31	15	16		26	2	2	31	30	1	7	16	42.68	11	7,409	
	12	17	9	8		11	2	2	17	17	2	16	8	39.50	1		
	13	9	3	6		8	1		9	9	1	8	6	36.50	1		
	14	12	8	3		11	1		11	11		7	3	45.33	4	6,250	
	15	5	3	2		5			5	5		3	2		3	7,000	
	16	13	5	7		13	1		12	12	1	12	7	39.14	2		
	17	15	8	7		14			15	15	1	11	6	52.83	3	7,000	
	18	7	3	4		7	2		7	7	1	7	4	41.50	2		
271	3	107	1	106		107			107	107	4		104	73.15			
	4	230	12	218		226	3		230	229	4		212	62.72	3	13,666	
	5	213	24	187		204			211	208	14		177	52.63	10	12,300	
	6	104	13	89	2	97			102	102	1		87	47.20	6	13,666	
	7	133	34	96	1	131	3	1	130	130	3		93	58.16	8	14,250	
	8	191	24	164		187	5		188	186	9		156	55.42	4	14,000	
	9	33	20	13		28			33	33			12	62.83	12	14,733	
	10	304	19	283	2	263			302	295	10		274	61.08	8	12,750	
	272	1	36	27	8		36	2	2	35	35		10	8	41.87	22	8,990
		2	25	19	5		24	2		24	24			5	42.80	16	8,793
3		45	28	17		44			45	45	2	2	17	51.52	15	9,093	
4		65	36	23	1	65	5		59	59	1		23	47.86	21	8,700	
5		62	49	11		62			60	60	1	1	11	40.63	42	8,369	
6		79	61	17		79	1		78	78	3		17	45.35	47	7,936	
7		81	64	16		78			80	80			16	40.93	59	7,135	
8		68	37	27		67	2		64	64	3	1	27	41.25	20	8,160	
273	3	1															
	4	104		103	1	104	3	3	103	103	7		102	49.68			
	5	251		251		250	1	1	251	251	14	2	244	52.38			
	6	175		174	1	174			174	174	9		169	48.79			
	7	480		480		467	3	3	480	480	27	4	469	50.51			
	8	275	22	253		274			275	269	15		250	47.34	10	13,370	
	10	114	40	74		110			114	114	1	2	72	54.62			
	11	146	41	105		141			146	141	1	2	101	50.06	2		
	12	181	44	136	1	180	4	1	180	163	5		122	44.88	10	12,050	
	13	69	24	45		69	1		69	69		1	44	48.54			
	274	2	19	12	7		19	3		19	19	2	4	7	47.42	8	8,000
		3	47	33	14		47	7		47	47	2		14	45.85	17	7,147
		4	37	25	12		37			37	37		1	11	39.81	18	7,627
5		41	31	9	1	41	2		40	40			10	45.00	23	8,173	
6		23	16	7		23	1	1	23	23			6	45.00	13	8,484	
7		37	25	9	2	36	1	1	34	33			8	42.50	24	7,658	
8		16	11	5		16			16	16			5	41.80	10	6,940	
275		3	178	42	136		174			178	178	10	1	132	49.96	21	12,619
	4	209	28	179		208	2		207	205	4		176	61.88	2		
	5	148	50	97	1	147			147	147	3		92	55.20	7	15,857	
	6	90	42	43	5	89			85	84	1	1	42	56.73	14	12,571	
	7	144	38	104	2	144			142	141	1		102	60.99	9	14,555	
	8	158	22	136		145	1		158	154	3		132	55.50			
	9	27	16	10	1	27		1	26	26			10	53.90	5	14,000	
	10	32	8	24		32			32	32	1		24	60.16	1		
	11	74	35	39		74			74	74			39	53.61	13	11,961	
	12	46	22	23	1	46			45	45			24	69.45	1		
	276	1	8	5	2	1	8			7	7	1	2	2		4	6,225
		2	3	3			2			3	3		2			2	
3		2															
4		27	7	20		24			27	27	1	22	19	41.15	2		
5		20	12	8		20	2	2	20	20	2	17	8	44.62	7	9,214	
6		22	17	5		22	1	1	22	22	1	17	5	42.60	7	11,000	
7		29	20	9		29	1		29	29	1	25	7	42.71	15	8,653	
8		26	20	6		25	2	2	26	24		25	5	48.00	13	8,653	
10		34	18	16		34	3	3	34	34	2	24	16	34.62	14	8,300	
11		13	4	9		13	1	1	13	13	1	11	9	53.33	1		
277		2	207	28	177	2	203			205	205	7	1	171	50.84	13	14,076
	3	47	27	19	1	47			46	46	1	1	19	71.31	14	14,878	

<sup>1</sup>For renter-occupied dwelling units and vacant nonseasonal not dilapidated units, for rent.  
<sup>2</sup>For owner-occupied dwelling units and vacant nonseasonal not dilapidated units, for sale only.



## HOUSING—BLOCK STATISTICS

Table 3.—CHARACTERISTICS OF HOUSING FOR CENSUS TRACTS, BY BLOCKS: 1950—Con.

Census tract	Block	All dwelling units by occupancy and tenure					All dwelling units by condition and plumbing facilities			Occupied dwelling units			Contract monthly rent <sup>1</sup>		Value <sup>2</sup> of one-dwelling-unit structures			
		Total	Owner occupied	Renter occupied	Vacant non-seasonal not dilap. for rent or sale	Other vacant and non-resident	Number reporting	No private bath or dilap.	No running water or dilap.	Total	Persons per room		Occupied by non-white	Number reporting	Average monthly rent (dollars)	Number reporting	Average value (dollars)	
											Number reporting	1.51 or more						
277	4	48	30	18														
	5	274	25	247	1	1	271	3	1	272	270	9	18	80.88	13	16.230		
	6	321		320	1		318	1	1	320	320	4	244	56.51				
	7	241	37	202	1	1	238	1	1	239	238	6	314	46.07				
	8	157	21	134	2		156	2	1	155	152	4	191	64.27	1			
	9	311	19	290	2		308			309	307	9	129	63.58				
	10	118	20	98	2		118	1		118	118	4	290	53.16	9	15.388		
													97	51.13	7	19.857		
278	1	9	7	2														
	2	29	22	7														
	3	24	16	8														
	4	26	22	4					1	1	24	24	3	18	7	5	9.200	
	5	22																
	6	22																
	7	22	2	1														
	8	22																
	9	22																
	10	3	3							3	3							
279	1	27	26	1														
	2	26	26															
	3	102	18	81	2	1	102											
	4	32	28	2	1	1	32											
	5	133	36	97			131			133	133	2	95	73.69	26	14.826		
	6	41	25	14	1	1	39			39	36	2	15	69.20	16	15.153		
	8	185	2	180		3	175			182	181	3	175	68.31	28	23.687		
	9	217	26	191			216	3	2	217	217	4	183	62.59	28	16.428		
	10												1	183	7	24.571		
															6	18.500		
280	1	46	34	10	2													
	2	37	31	6														
	3	28	19	9														
	4	46	32	12														
	5	41	30	10														
	6	41	35	6														
	7	29	25	3														
	8	30	24	6														
	9	36	33	3														
	10	21	17	4														
281	1	37	18	19														
	2	113	24	88	1													
	3	192	16	175		1	111			112	112	2	87	58.19	20	18.450		
	4	171	29	139	3		188	1	1	191	189	5	164	54.29				
	5	115	29	86			170	1	1	168	166	5	129	72.08	25	17.200		
	6	238	10	227	1		114	1	1	115	114	1	82	134.65	28	17.178		
	7	298	1	297			232	2		237	222	2	211	110.57	2			
	8	414	20	382	9	3	294	1	1	298	298	2	290	70.82				
	9	208		206	2		401			402	400	7	374	69.19				
	10	150	70	77	3		102			206	204	1	179	62.48				
									147	145		22	62.04					
282	1	20	9	11														
	2	39	34	4	1													
	3	38	27	11														
	4	91	51	39														
	5	1																
	6	35	25	9	1													
	7	3	2	1														
	8	15	10	5														
	9	25	22	3														
	10	27	26	1														
283	1	134	16	117														
	2	1																
	3	398	4	392		1	393			396	395	4	377	77.84				
	4	330	53	273	1	2	294	2	2	326	324	13	258	64.53				
	5	189	27	156	6	3	177	4	4	183	181	7	145	66.13				
	6	304	62	238	4		304	4	4	300	300	5	228	64.78				
	7	274	77	195	2		255	1	1	272	271	1	184	67.02				
	8	507	4	496	7		503	3	3	500	497	17	487	52.86				
	9	203	5	196		2	202			201	199	6	189	59.54				
	10	117	5	103		9	113	7	1	108	107	3	100	49.99				
284	1	41	33	7	1													
	2	37	31	6														
	3	60	46	13	1													
	4	6	2	3														

<sup>1</sup>For renter - occupied dwelling units and vacant nonseasonal not dilapidated units, for rent.<sup>2</sup>For owner - occupied dwelling units and vacant nonseasonal not dilapidated units, for sale only.

Table 3.—CHARACTERISTICS OF HOUSING FOR CENSUS TRACTS, BY BLOCKS: 1950—Con.

Census tract	Block	All dwelling units by occupancy and tenure					All dwelling units by condition and plumbing facilities			Occupied dwelling units			Contract monthly rent <sup>1</sup>		Value <sup>2</sup> of one-dwelling-unit structures		
		Total	Owner occupied	Renter occupied	Vacant non-seasonal not dilap., for rent or sale	Other vacant and non-resident	Number reporting	No private bath or dilap.	No running water or dilap.	Total	Persons per room		Occupied by non-white	Number reporting	Average monthly rent (dollars)	Number reporting	Average value (dollars)
											Number reporting	1.51 or more					
284	5	11	6	5		11			11	11	1		5	53.40	3	9,000	
	6	25	15	9	1	25			24	24			9	64.22	10	9,460	
	7	23	14	7	2	23			21	20			7	47.14	10	9,200	
	8	27	19	8		26			27	27	1	6	8	56.25	15	9,433	
	9	23	16	6	1	23			22	22			7	50.00	12	9,083	
	10	13	11	2	1	12			13	13		1	2		11	9,136	
	11	6	4	2		6			6	6		2	2		2		
	12	19	12	6	1	19		1	18	18			5	47.00	8	9,125	
	13	39	27	10	2	39			37	37		11	10	64.00	19	10,184	
	14	42	31	11		42			42	42		11	10	50.50	29	8,655	
	15	34	22	11		34		1	33	33		3	11	46.54	21	8,385	
	16	48	32	15	1	48			47	47		7	15	48.33	27	8,981	
	17	19	17	2		19			19	19		1	1		16	8,637	
	18	15	14	1		15			15	15		2	1		14	9,392	
	19	4	4			4			4	3					4	8,125	
	20	7	7	3		7			7	7		1	3	29.33	3	7,666	
	22	15	7	8		15			15	15			8	47.87	5	8,600	
	23	17	6	10	1	16		3	16	15			11	47.45	3	8,666	
	25	14	10	4		14			14	14		1	4	56.25	7	8,500	
	26	18	5	13		18			18	18		1	12	33.91	5	10,600	
	27	12	6	6		12			12	12			6	40.83	4	10,550	
	285	1	117		117		117			117	117			112	117.28		
		3	353		347	6	349		4	347	346	2		333	79.69		
		4	158	28	130		149			158	154			123	70.06		
		5	229	90	134	3	224			224	221	1		121	78.11		
		6	292	204	225	3	282	10	10	289	281	6	6	203	80.51		
		7	299	129	168	2	289			297	296			118	78.50		
8		78	38	39		75			77	75			36	54.00	27	19,259	
9		389	338	383	1	347		8	368	360		4	255	69.77	1		
287		2	1			1			2	2							
3	84	1	81	1	77		4	82	82		1	78	74.96				
4	331	4	323	4	327		10	327	327		1	318	106.52				
5	96	1	95		94			96	96			92	81.22				
6	395	8	393	1	356		3	393	384	10	1	370	73.66				
7	246		232	6	230		1	240	226			225	78.31	1			
8	332		329	3	326		1	329	325	10	1	314	68.71				
9	71	17	54		69		4	71	67			49	54.75	1			
10	67	23	44		64		8	67	64		3	41	61.09	11	12,818		
11	96	19	77		96			96	96		3	72	57.90				
288	1	10	10		10			10	10						9	8,000	
	2	7	6	1		7			7				1		6	8,250	
	3	2				2			2				2		5	8,300	
	4	7	5	2		7		1	11	6		2	2		8	8,562	
	5	11	9	2		11			11	11		2	4		9	8,333	
	6	18	14	4		18			18	18		4	4	48.75	8	7,787	
	7	16	10	6		16		2	16	16		1	6	52.50	8	7,787	
	8	16	13	3		16			16	16		2	3	48.33	11	7,545	
	9	16	11	5		16			16	16			5	41.00	5	9,600	
	10	21	13	7		18		1	20	19		1	7	49.57	5	9,600	
	11	21	10	10		21			20	20		3	10	40.90	10	7,850	
	13	75	68	6		75			74	74			6	38.00	67	5,382	
	14	77	73	4		76			77	77		2	4	33.00	73	5,609	
	15	37	33	3		37			36	36			3	38.33	33	5,660	
	16	41	37	4	1	40			41	41		1	4	34.00	33	5,886	
	17	43	32	11		43			43	43			10	47.00	23	6,717	
	18	48	27	19	2	47		1	46	46			20	41.25	22	9,525	
19	40	30	10		40			40	40			10	44.00	22	10,659		
20	45	34	11		45		1	45	45			10	49.30	27	8,685		
21	23	19	4		23			23	23			4	58.75	16	9,281		
22	30	23	6	1	30			29	29			6	52.83	16	9,437		
289	1	52	44	8		52		1	52	51			7	92.28	37	13,891	
	2	49	44	5		48		1	49	49			5	75.80	39	15,051	
	3	92	77	15		88			91	91		1	60.96	28	13,071		
	4	229	203	26		226		3	229	229	1	5	63.98	1			
	5	174	154	20	3	154			171	170		2	146	61.86	5	15,800	
	6	131	95	36		127			130	129			93	69.39	24	17,541	
	8	393	392	1		393			393	335		1	318	73.86			
	9	74	11	60	1	71		2	71	71		3	59	57.01	1		
	10	40	19	28		39		3	37	35			27	69.18	3	17,333	
	11	5	1	3		5		1	4	4			3	89.66			
	290	1	12	11	1		12			12	12			5	48.00	10	7,820
2		20	15	5		20			20	20			5	57.00	13	9,153	
3		26	22	4		26		3	26	26		1	3	67.33	8	8,333	
4		13	9	4		13			12	12			3	57.33	9	8,175	
5		6	3	3		6		2	6	6			3	19.33	1		
6		12	9	3		12			12	12		1	4	43.50	6	8,333	

<sup>1</sup>For renter - occupied dwelling units and vacant nonseasonal not dilapidated units, for rent.  
<sup>2</sup>For owner - occupied dwelling units and vacant nonseasonal not dilapidated units, for sale only.

HOUSING—BLOCK STATISTICS

Table 3.—CHARACTERISTICS OF HOUSING FOR CENSUS TRACTS, BY BLOCKS: 1950—Con.

Census tract	Block	All dwelling units by occupancy and tenure					All dwelling units by condition and plumbing facilities			Occupied dwelling units			Contract monthly rent <sup>1</sup>		Value <sup>2</sup> of one-dwelling-unit structures		
		Total	Owner occupied	Renter occupied	Vacant non-seasonal not dilap., for rent or sale	Other vacant and non-resident	Number reporting	No private bath or dilap.	No running water or dilap.	Total	Persons per room		Occupied by non-white	Number reporting	Average monthly rent (dollars)	Number reporting	Average value (dollars)
											Number reporting	1.51 or more					
290	7	13	6	7		13	7		13	13	2		7	501.4	4	7,225	
	9	25	22	3		25			25	25			3	473.3	18	9,627	
	10	23	17	6		23			23	23	1		6	595.0	13	8,192	
	11	44	29	14	1	44			43	42	4	2	15	359.3	23	8,339	
	12	21	19	1		21			20	20	1	1	1		17	9,005	
	13	23	15	7	1	23	2		22	22			7	542.8	11	9,054	
	14	26	19	6	1	25			25	25		1	6	350.0	17	9,941	
	15	13	9	4		13			13	13			4	455.0	8	9,375	
	16	27	17	10		26			27	27	1		10	387.0	11	10,645	
	17	18	12	6		18	2		18	18	1		6	431.6	9	9,888	
	18	12	11	1		12			12	12			1		9	9,777	
	291	1	144	25	119		142	2		144	142	7	1	115	675.3	11	14,318
		2	86	41	43	2	85			84	84	1	2	45	589.1	10	15,700
		3	108	36	72		108			108	108	3		68	568.8	14	13,978
		4	68	19	47	2	66	1		66	65			48	560.4	9	13,111
		5	99	43	56		98			99	97	1	1	55	553.6	30	13,383
		6	169	43	125	1	165	1	1	168	167	5		122	512.9	35	14,385
		7	278	10	267		267	3	2	278	274	2		263	638.2	2	
8		259	22	234		244	4	4	256	253	2		227	598.5	10	13,700	
9		24	9	14	1	24	5		23	23			14	383.5	2		
10		33	18	15		33			33	33	2		14	650.7	4	17,750	
12		212		208	3	211			208	208		1	207	512.2			
13		98	9	89		98	15		98	98	7		88	570.2			
292		1	20	15	4		20			19	19			4	460.0	11	8,454
	2	7	3	4		7			7	7			4	420.0	2		
	3	14	8	6		13	1	1	14	14	1		6	420.0	3	6,400	
	4	6	5	1		6			6	6			1		4	9,850	
	5	4	3	1		4			4	4			1		2		
	6	27	24	3		27			27	27			3	633.3	23	8,813	
	7	18	15	3		18			18	18			3	533.3	10	7,900	
	8	10	9	1		10			10	10			1		9	9,777	
	9	2				2			2	2					2		
	10	6	4	2		6			6	6			2		2		
	11	6	3	3		6			6	6			3	1056.6	1		
	12	2				2			2	2					4	9,500	
	16	1				1			1	1					1		
	17	3	6	3		3			3	3			3	400.0	4		
	18	1			1	1			1	1					1	11,109	
	19	15	13	2		15			15	15			2		18	11,272	
	20	27	20	7		27			27	27			1		13	10,015	
	21	17	15	2		17			17	17			2		22	9,909	
	22	28	24	4		27	1	1	28	28			2		9	10,766	
	23	9				9			9	9					6	9,716	
	24	6	6			6	1	1	6	6			1		1		
	25	3	3			3	1	1	3	3			3	366.6	2		
	26	3	3			3			3	3					2		
	29	3	3			3			3	3					2		
	30	13	10	3		13	3	3	12	12			1		10	9,120	
	31	4	3	1		4	2		4	4			1		2		
	32	5	2	3	1	5	2		5	5			1		4	9,250	
	33	7	5	2		7			7	7			1		6	10,200	
	34	8	7	1		8			8	8			2		14	10,342	
	35	20	16	3	1	19	1		19	19			2		7	11,800	
	36	14	10	4		14			14	14			3	316.6	4	9,500	
	37	6	5	1		6			6	6			1		9	8,277	
38	17	12	4		17	2	2	16	16		1	3	440.0	4	9,875		
39	5	5			5			5	5					4	9,742		
40	16	8	8	1	16			15	15			6	358.3	7			
41	5	2	3		5			4	4			2		2			
44	1				1			1	1					2			
47	3	1	2		3			3	3			2		3	10,000		
48	3	3			3			3	3					3			
49	3	3			3			3	3					3			
50	1				1			1	1					7	10,285		
51	21	14	7		21	1		21	21			6	641.6	7	12,000		
52	1	8			1	1		1	1			2	358.5	3	8,128		
53	3	2	1		3			3	3					14	8,275		
54	24	14	10		22			24	24			1	505.0	8	8,227		
55	22	18	3		22			22	22			10		11	8,227		
56	19	15	4		19	1	1	19	19			4	537.5	11	8,227		
58	3	2	1		3			3	3			1		1			
60	3	2	1		3	1	1	3	3			1		1			
293	1	55	34	20	1	54			54	54			20	705.5	16	12,843	
	2	16	7	8	1	12	1	1	15	15			9	594.4			
	4	1				1			1	1					1		
	5	4	2	2		4			4	4			2		1	13,875	
	6	102	56	46		100	2	1	102	102	1		45	526.6	24	9,928	
	7	46	26	19		46	1		45	45			19	754.7	7	10,222	
	9	48	25	23	1	48	1		48	48			23	529.5	9	10,222	
	10	42	31	11		41	3		42	42	2		11	445.4	24	9,583	

<sup>1</sup>For renter - occupied dwelling units and vacant nonseasonal not dilapidated units, for rent.  
<sup>2</sup>For owner - occupied dwelling units and vacant nonseasonal not dilapidated units, for sale only.

Table 3.—CHARACTERISTICS OF HOUSING FOR CENSUS TRACTS, BY BLOCKS: 1950—Con.

Census tract	Block	All dwelling units by occupancy and tenure					All dwelling units by condition and plumbing facilities			Occupied dwelling units			Contract monthly rent <sup>1</sup>		Value <sup>2</sup> of one-dwelling-unit structures		
		Total	Owner occupied	Renter occupied	Vacant non-seasonal not dilap., for rent or sale	Other vacant and non-resident	Number reporting	No private bath or dilap.	No running water or dilap.	Total	Persons per room		Number reporting	Average monthly rent (dollars)	Number reporting	Average value (dollars)	
											Number reporting	1.51 or more					Occupied by non-white
293	12	11	9	2		11			11	11	1						
	13	17		12		17			12	12		12				10,666	
	14	37	16	20	1	37			36	35	1	21	51.23	10	11,020		
295	1	959	2	956		912			958	949	30		50.83				
	4	116	1	114		109			115	111	8	1	60.90				
	5	149	25	121	3	142			146	143	5		59.79	24	12,537		
	6	49	34	14	1	47			48	48	3		61.00	29	12,482		
	7	23	19	4		21			23	23			69.75	14	11,400		
	8	52	37	15		51	1	1	52	52	4	6	58.86	30	10,266		
	9	83	43	39	1	78	1	1	82	81	1	3	59.37	16	9,837		
	10	48	20	22		42	2	2	42	41	1		54.85	17	10,441		
	11																
	12																
	13																
297	2	12	8	4		8			12	12			39.33	5	13,000		
	3	15	11	4		15			15	15			43.33	9	10,000		
	4	19	15	4		17			19	18			40.00	12	13,125		
	5	9	4	5		9			9	9			46.25	1			
	6	9	4	5		9			9	9			42.50	1			
	7	43	20	21		42	1	1	41	41			57.27	5	12,300		
	8	51	20	31		49			51	51	1		43.52	4	9,500		
	9	36	19	15	2	32			34	33			43.45	12	10,300		
	10	7	3	4		7			7	7			27.00	2			
	11																
299	2	2							6	6							
	6	6	3	3					6	6							
	7	12	9	3		12	1		12	12	2		36.66	1	6,937		
	8	16	12	4		15			16	15				10	13,600		
	14	30	27	3		30	2		30	30	1			12,057			
	15	66	58	8		65			66	66	2			52	11,894		
	16	21	17	4		21			21	21	2			13	12,923		
	17	50	36	13	1	49	1		49	49	1	14	54.64	22	11,227		
304	1	13	7	6		13	1	1	13	13			40.83	4	11,500		
	2	5	2	3		5	1		5	5			40.00				
	3	13	8	5		13	1	1	13	13			49.80	7	8,285		
	10	15	14	1		15	1	1	15	15			1	13	6,261		
	11	27	18	7	1	27			25	25	1		1	10	6,580		
	12	18	16	2	1	17	2	2	18	17	1		1	15	6,432		
	13	10	9	1		10			10	10	1		1	11	7,232		
	14	16	13	2	1	15	1	1	15	15	1		1	11	6,363		
	15	1				1			1	1							
	16	10	8	2		9			10	10				2	5	7,300	
	17	11	11			10			11	11					11	7,136	
	19	9	5	3		8			8	8				3	5	5,800	
	20	8	8			7			8	8					7	6,071	
	21	19	14	5		19			19	19	1		5	10	7,810		
	22	10	5	4		10			9	9			4	3	7,666		
	23	3	2	1		3			3	3			1	1			
	24	7	5	2		7			7	7			2	3	14,333		
	25	1				1			1	1							
	26	4	2	2		2			4	4			2	4			
	27	5	1	4		5	1	1	5	5			4	1	4,525		
	28	11	5	6		11			11	11		3	6	2	37.33		
	29	16	10	6		15			16	15			6	6	44.50		
	30	6	5	1		6			6	6			1	4		7,833	
	31	6	5	1		6			6	6			1	5		8,000	
	32	11	7	4	1	11			11	9	1		4	5		7,400	
	33	9	8	1		9			11	9			4	4		8,125	
	34	1				1			1	1		1	1	7		7,785	
35	13	10	2		13			12	11			2	7		7,714		
36	11	7	3	1	11			10	8			3	2				
37	1				1			1	1								
38	2				2			2	2								
39	7	5	2		7	1	1	7	7			2	3		7,500		
40	21	12	7	1	21	1	1	19	19			5	7		6,785		
41	2				2			2	2								
43	10	6	4		9			10	10			4	3		7,333		
309	1	6	6			6			6	6			6	6		10,833	
	2	13	7	6		13			13	13			2	3		8,833	
	3	9	4	5		9	2	2	9	9			3	5		8,600	
	4	9	6	3		9			9	9							
	5	1				1			1	1							
	8	128		128		128			128	128	5	18	127	32.45			
	10	65		65		65			65	65	4	9	65	34.00			
	11	81		80	1	80			80	80			81	34.00			
	13	47		46	1	46			47	47		11	47	31.23			
	14	37	14	22	1	37	2	2	36	36			21	84.61			
15	34	14	18	2	34			32	32			19	88.26				
16	1				1			1	1								
17	13	9	4		13			13	13			4	6		8,250		

<sup>1</sup>For renter-occupied dwelling units and vacant nonseasonal not dilapidated units, for rent.  
<sup>2</sup>For owner-occupied dwelling units and vacant nonseasonal not dilapidated units, for sale only.

HOUSING—BLOCK STATISTICS

Table 3.—CHARACTERISTICS OF HOUSING FOR CENSUS TRACTS, BY BLOCKS: 1950—Con.

Census tract	Block	All dwelling units by occupancy and tenure					All dwelling units by condition and plumbing facilities			Occupied dwelling units				Contract monthly rent <sup>1</sup>		Value <sup>2</sup> of one-dwelling-unit structures	
		Total	Owner occupied	Renter occupied	Vacant non-seasonal not dilap., for rent or sale	Other vacant and non-resident	Number reporting	No private bath or dilap.	No running water or dilap.	Total	Persons per room		Occupied by non-white	Number reporting	Average monthly rent (dollars)	Number reporting	Average value (dollars)
											Number reporting	1.51 or more					
309	18	45	28	16					44	43			16	38.93	16	8,562	
	20	37	22	14	1	1			36	36			15	63.93	13	8,184	
	21	32	20	12					32	32	1		12	69.83	15	11,466	
	22	13	7	6					13	13			6	45.66	5	12,600	
	24	98		98					98	98	4	10	98	31.60			
	26	78	1	77					73	78	3	7	77	31.46			
	28	172	1	171					172	172	6	14	171	33.94			
	30	89		84	1	4			84	84	4		85	33.98			
	32	64		64					64	63	6		64	34.00			
	34	115		110	4	1			110	108	3	16	114	33.91			
	36	58		58					58	58	1	6	58	33.98			
	37	165		165					165	165	2	18	165	34.00			
	40	161	1	160					161	161	7	13	159	32.05			
	43	91	3	88					91	91	1	6	88	31.75	1		
	45	14	8	6					14	14	1		5	44.40	6	5,833	
	46	13	9	4					13	13			4	51.25	5	7,100	
	47	74	35	39					74	74	2		39	56.43			
	48	32	12	19		1			32	31			19	58.78			
	49	55	37	18					55	55			18	63.16	12	10,208	
	50	48	36	12					48	48	1		11	56.90	27	14,277	
	51	46	45	1					46	46			1	77.00	38	12,342	
	52	25	20	5					25	24	1		5	34.47	17	11,864	
	53	216		215		1			213	212	12	18	209	34.47			
	55	9		9					9	9			5	38.00			
	58	5		4	1				5	4			4	66.25	30	11,916	
	59	47	42	4					44	46			4	67.85	11	11,863	
	61	27	19	7		1			24	26			7	34.12	1		
	62	17	1	16					17	17	2	2	16	41.12	1		
	63	42	15	27					42	42	2	1	26	47.42	8	13,187	
	64	58		52					57	58		3	52	38.92	3	12,500	
	65	58		56	1	1			58	56	6	10	57	38.56			
	69	94		93					94	94	9	8	91	33.93			
	70	29	12	17					29	29	2		17	44.29	1		
	71	70	55	15	1	1			72	73			14	62.07	48	13,020	
72	70	65	5					69	70	1		5	66.20	57	13,900		
73	91	51	40					91	91	3		38	57.78	34	6,802		
74	136	49	86		1			134	135	5		85	57.47	6	13,333		
76	131	49	82					131	130	1	10	80	52.06	13	12,500		
317	1	24	10	13				24	23			10	48.00	3	8,333		
	2	5	4	1		1		5	5			1		3	11,000		
	3	1															
	4	36	25	11				36	36	1		11	46.81	17	8,352		
	5	30	20	10				30	30	1		10	40.90	11	8,727		
	6	43	19	24		3		43	40	1		21	41.57	7	9,428		
	7	29	21	8				24	29	1		8	46.25	11	8,636		
	8	28	16	12				23	26			10	46.70	10	8,850		
	9	9	5	4				7	9			4	42.00	4	10,750		
	10	11	7	4				11	10	1		3	48.33				
	11	48	20	26		1		47	46	2		25	44.16	5	8,800		
	12	21	8	13		1		21	21	2		13	42.38	2			
	13	9	5	4				9	9			4	36.75	1			
	14	3	1	2				3	3	1	1		1				
319	4	1															
	5	86	1	85				80	86			85	70.32				
	6	70		70				66	70	1		70	71.67				
	7	46	15	30	1			45	44	3		30	53.80				
	8	18	8	10				18	18	1		10	38.50	3	8,333		
	9	5		5				5	5			2		3	9,000		
	10	8	4	4				8	8			4	42.50	1			
	12	16	3	13				16	16	1		9	51.22	2			
	13	51	1	46	3	1		50	47	3	3	47	69.61				
	14	91	1	89	1			89	90	2	2	88	67.71				
15	70	1	64	2	3		68	64	1	1	63	70.26					
320	1	7	3	4				7	7	1		4	46.25	3	10,333		
	4	1															
	5	1															
	7	6	4	2				6	6	1		1		2			
	9	5	3	2				5	5			1		3	8,333		
	10	4	4	2				4	4			1		2			
	11	4	3	1				4	4			1		3			
	12	15	10	5				15	15	1		5	67.60	7	8,100		
	13	6	5	1				6	6			1		7	9,071		
	14	4	4					4	4			1		4	12,375		
	15	2						2	2					3	9,000		
	16	2						2	2								
	19	9	8	1				9	9	1		1		7	8,571		
	20	4	4					4	4			1		4	8,250		
21	5	4	1				5	5	1		1		4	8,375			
22	23	11	10	1	1		23	21	2		11	44.81	7	7,928			

<sup>1</sup>For renter-occupied dwelling units and vacant nonseasonal not dilapidated units, for rent.  
<sup>2</sup>For owner-occupied dwelling units and vacant nonseasonal not dilapidated units, for sale only.

Table 3.—CHARACTERISTICS OF HOUSING FOR CENSUS TRACTS, BY BLOCKS: 1950—Con.

Census tract	Block	All dwelling units by occupancy and tenure					All dwelling units by condition and plumbing facilities			Occupied dwelling units				Contract monthly rent <sup>1</sup>		Value <sup>2</sup> of one-dwelling-unit structures	
		Total	Owner occupied	Renter occupied	Vacant non-seasonal not dilap., for rent or sale	Other vacant and non-resident	Number reporting	No private bath or dilap.	No running water or dilap.	Total	Persons per room		Occupied by non-white	Number reporting	Average monthly rent (dollars)	Number reporting	Average value (dollars)
											Number reporting	1.51 or more					
320	23	16	12	4		16	2		16	16			4	48.25	9	8,833	
	24	20	15	5		20	4		20	20	3		5	41.60	12	9,641	
	25	12	8	4		12			12	12			4	36.00	4	11,562	
	26	17	8	8	1	17	1		16	16			8	37.00	4	9,888	
	27	20	19	1		19			20	20				8	37.00	17	7,888
	28	29	20	8		27	3	2	28	27			1	29.16	19	6,071	
	29	13	10	2		12			12	11		1		1	7	7,587	
	30	10	8	1		10			9	9				1	8	7,587	
	31	10	5	5		9			10	10				4	47.75	3	8,156
	32	7	4			7			4	4				4		4	7,050
	33	20	17	3	2	20	2		18	17		1	1	1	17	9,458	
	34	20	17	3		20	1		20	19			3	26.66	16	9,093	
	35	16	9	6	1	16			15	15	2		6	53.66	6	8,500	
	36	30	20	10		29	2		30	30	1		9	47.11	12	7,416	
	37	5	4	1		5	1	1	3	3				1	3	9,000	
	38	3	1	2		3			4	3			2		1		
	39	7	5	2		6			7	6			1	1	9	7,000	
	40	26	14	12		24	1	1	26	26		1	9	41.55	9	7,888	
	41	9	4	5		9			9	8			5	43.00	1		
	42	40	26	14		40	2		38	38			11	39.81	22	6,659	
	43	19	11	8		18			19	16		1	7	31.71	6	7,000	
	44	6	6	1		6			6	6			1		6	7,166	
	45	14	13	1		14			14	14			1		13	7,192	
	46	12	7	4	1	12			11	11		1	4	44.00	4	6,860	
	47	8	4	4		8			8	8			2	34.00	3	7,266	
	48	9	9			9			9	9		2	5	39.40	2		
	49	1	1			1			1	1			2		1	8,600	
	50	1	1			1			1	1			1		1	9,000	
	51	15	6	9	4	13			11	11			7	56.57	4	8,500	
	52	17	5	5	7	17			10	10			5	54.20	4	8,500	
	53	13	9	3	1	12			12	11			3	41.66	6	7,833	
	54	11	6	5		11			11	11			3	49.33	5	8,000	
	55	11	10	1	4	11			11	11			1		5	8,300	
	56	20	10	10	3	20			17	17	2		4	63.75	13	9,600	
	57	4	4			4			4	4			2		1		
	58	7	4	3		7	1	1	7	7			1		2	5,625	
	59	5	5			5			5	5			1		4	8,625	
	60	5	5			5			5	4			1		1		
	61	4	2	2	1	4			3	3			1		2	8,166	
	62	3	3			3			3	3			2		3	6,200	
	63	4	4			4			4	4			3	46.66	1		
	64	4	4			4			4	4			1		1		
	65	4	4			4			4	4			2		2		
	66	4	4			4			4	4			2		2		
	67	4	4			4			4	4			2		2		
	68	2	2			2			2	2			3	22.33	1		
	69	5	3	2		5			5	5			3	26.66	2		
	70	5	4	1		5			5	5			1		3	5,000	
71	2	1	1		2			2	2			2					
72	1	1			1			1	1								
73	3	2	1	1	3			3	3			1		2			
74	3	3			3			3	3			1		2	8,166		
75	4	4			4			4	4			2		3	6,200		
76	4	4			4			4	4			3	46.66	1			
77	4	4			4			4	4			1		1			
78	4	4			4			4	4			2		2			
79	4	4			4			4	4			2		2			
80	4	4			4			4	4			2		2			
81	2	2			2			2	2			3	22.33	1			
82	4	3	1		4			4	4			3	26.66	2			
83	5	5			5			5	5			3		3			
84	5	4	1		5			5	5			1		3	5,000		
85	2	1	1		2			2	2								
86	1	1			1			1	1								
87	3	1	2		3	3	3	3	3			2					
321	1	103	47	54	1	102	1		101	100	1		54	80.25	29	11,741	
	2	68		67	1	68	1	1	67	66			65	69.15			
	3	80		81	4	80			76	75	1		20	97.75	27	12,174	
	4	68	55	62	1	67			67	66	1		5	113.00	52	11,413	
	5	132		130	2	128			132	130	3		128	94.50	2		
	6	129		125	4	128			125	124			128	94.22			
	7	98		97	1	97		1	97	96			96	66.22			
	8	112	1	110		102		1	111	110			108	65.62	108	65,622	
	9	70	1	68	1	69		1	69	68		2	68	64.25	68	64,225	
	327	1	70	48	19	3	69			67	66	1		18	54.27	34	13,808
		2	83	44	37	2	83			81	81	1		34	70.08	25	13,992
		3	30	23	7		30		3	30	30			7	39.42	18	11,750
4		77	38	39		72	1		77	72			36	61.75	13	13,815	
5		81	40	41		81			81	80			40	58.07	8	13,500	
6		70	35	33	1	70		1	68	68			33	55.30	14	12,428	
7		108	48	60		108			108	108			55	61.29	10	11,000	
8		128	44	80	4	128			124	124			81	64.65	1		
9		178	34	142	2	177			176	175			139	48.17	2		
328		1	12	8	3	1	12			11	11			4	46.25	2	
		2	17	12	5		17			17	17			5	48.00	9	7,444
		3	11	2	9		11			11	11	1		9	34.22	1	
	4	14	10	4		14			14	13			4	43.00	10	9,870	
	5	5	3	2		5			5	5			2		1		
	6	26	19	7		23			26	26			6	45.83	15	13,600	
	7	14	12	2		14			14	14			1		7	10,614	
	8	23	19	4		23			23	23			3	52.33	16	12,375	
	9	1				1			1	1							

<sup>1</sup>For renter - occupied dwelling units and vacant nonseasonal not dilapidated units, for rent.  
<sup>2</sup>For owner - occupied dwelling units and vacant nonseasonal not dilapidated units, for sale only.

HOUSING—BLOCK STATISTICS

Table 3.—CHARACTERISTICS OF HOUSING FOR CENSUS TRACTS, BY BLOCKS: 1950—Con.

Census tract	Block	All dwelling units by occupancy and tenure					All dwelling units by condition and plumbing facilities			Occupied dwelling units			Contract monthly rent <sup>1</sup>		Value <sup>2</sup> of one-dwelling-unit structures	
		Total	Owner occupied	Renter occupied	Vacant non-seasonal not dilap., for rent or sale	Other vacant and non-resident	Number reporting	No private bath or dilap.	No running water or dilap.	Total	Persons per room		Number reporting	Average monthly rent (dollars)	Number reporting	Average value (dollars)
											Number reporting	1.51 or more				
328	10	38	22	16		38	2	2	38	38		15	60.60	10	10,500	
	12	17	15	2		15			17	16		2		11	10,409	
	13	2														
	14	14	10	3	1	14	1	1	13	13		3	40.00	10	11,900	
	15	17		3		17			17	17		16	28.37			
	16	19	10	9		19	1	1	19	19	2	8	56.25	4	8,500	
	17	14	8	6		14			14	13		6	40.33	3	10,666	
	18	18	13	5		17			18	18		5	29.40	11	8,818	
	19	10	6	4		10			10	10		4	43.75	6	11,000	
	20	15	14	1		15			15	15	1	1		11	9,454	
	21	7	5	2		7			7	7		2		3	9,333	
	22	24	19	5		24			24	24		5	60.60	14	9,000	
	23	24	17	5	2	23			22	22		5	40.60	15	10,433	
	329	1	31	16	14	1	31	10		30	30	1	14	38.21	10	7,500
		2	16	9	6	1	16	2		15	15		7	37.85	5	7,000
		3	19	12	7		18			19	18		4	47.00		
		4	24	12	12		22			24	23		11	53.72	7	10,857
		5	45	43	10		50	6	1	53	52	5	9	62.88	36	10,811
		6	46	39	7		44	9	9	46	46	1	6	81.66	32	11,246
		7	19	10	3		10			11	11		3	51.66	8	20,787
		8	13	6	3		9			9	9		3	59.66	4	12,000
		9	13				40			40						
		10	30				30			30						
11		15	29	23	6	29	2	1	29	29	3	6	55.33	16	11,250	
12		19	19	13	5	19			18	18		5	62.60	9	10,944	
13		20	11	14		25	1		25	25	1	12	38.83	5	9,600	
14		22	35	23		35			35	35		6	62.66	26	13,711	
15		23	34	23		34	5	5	33	33		10	40.70	20	15,250	
16		24	10	2		10			10	10		2		7	13,000	
17		25	20	5	1	20	1	1	41	41	1	1	67.40	30	12,650	
18		26	61	56	2	61			64	64		6	71.66	49	12,979	
19		27	6	2		4			4	4		2		1		
20		29	60	45	14	59	1	1	59	59		14	60.64	32	13,593	
21		30	78	53	24	76	1	1	77	74		21	73.42	34	11,144	
330		1	41	26	15		41	1	1	41	41	2	13	45.53	19	10,526
		2	31	25	6		30			31	31		6	52.50	17	11,676
	3	74	49	25		73	1	1	74	74		25	50.88	32	9,171	
	4	7	3	4		6			7	7		4	57.50	1		
	5	19	17	2		19			19	19	1	2		16	8,718	
	6	58	2	56		57	1	1	58	57	1	52	10,432	1		
	7	29	23	6		29	2	2	29	29		6	61.66	20	10,770	
	8	29	15	11	3	28	1	1	28	26		11	46.63	9	10,766	
	9	21	16	5		19			21	21	1	4	64.25	13	10,023	
	10	13	10	3		13			13	13	1	3	56.66	9	11,111	
	11	8	6	1	1	8			7	7		1		3	11,666	
	12	10	9	1		10			10	9		1		6	9,666	
	13	14	9	5		14			14	14		5	52.00	4	9,750	
	14	4	1	2		3	2	2	3	3		2		1		
	15	18	16	2		17			18	18		2		13	8,346	
	16	43	30	13		40	1	1	43	43		12	40.16	22	10,227	
	17	40	36	3	1	39			39	39		3	48.00	32	8,515	
	18	37	29	8		33			37	36		7	51.42	24	9,625	
	19	26	25	1		26			26	26		1		23	9,056	
	20	37	35	2		37			37	37		1		32	8,875	
	21	37	34	3		37	1		37	36		3	40.66	31	9,838	
	22	13	12	1		13			13	13		1		10	9,950	
	23	4	3	1		4			4	4		1		2		
	24	2														
	25	16	11	4		16	2	2	15	15	1	4	33.75	11	10,136	
	26	7	6	1		7			7	7		1		6	11,333	
	27	11	8	2		11			10	10		2		8	8,312	
	28	44	28	15	1	44	2	2	43	43		14	37.85	26	9,526	
	29	19	13	6		17			19	19		6	38.00	11	7,500	
	30	5	4	1		5			5	5		1		3	10,833	
	31	14	10	4		14	1		14	14		4	56.25	7	5,428	
	32	24	16	8		24			24	24		8	47.50	11	15,936	
	33	21	17	3	1	21			20	20		3	45.00	13	15,646	
	34	30	23	5	2	29			28	28		7	52.14	14	10,392	
	35	29	23	6		28			29	29		6	49.00	16	10,968	
	36	47	35	11	1	44			46	45	1	10	55.70	23	18,239	
	37	27	23	3		25			26	26	1	3	34.33	19	11,500	
	38	2														
	39	1														
	40	40	34	4	2	38			38	38		4	44.75	26	11,403	
	41	1														
	43	9	7	2		7			9	9		2		5	9,200	
	45	10	8	2		10			10	10		2		7	9,714	
	46	14	12	2		14			14	14		2		9	12,111	
	47	2														
	48	14	9	5		14			14	14		5	66.60	6	11,050	

<sup>1</sup>For renter—occupied dwelling units and vacant nonseasonal not dilapidated units, for rent.  
<sup>2</sup>For owner—occupied dwelling units and vacant nonseasonal not dilapidated units, for sale only.

Table 3.—CHARACTERISTICS OF HOUSING FOR CENSUS TRACTS, BY BLOCKS: 1950—Con.

Census tract	Block	All dwelling units by occupancy and tenure					All dwelling units by condition and plumbing facilities			Occupied dwelling units			Contract monthly rent <sup>1</sup>		Value <sup>2</sup> of one-dwelling-unit structures		
		Total	Owner occupied	Renter occupied	Vacant non-seasonal not dilap., for rent or sale	Other vacant and non-resident	Number reporting	No private bath or dilap.	No running water or dilap.	Total	Persons per room		Occupied by non-white	Number reporting	Average monthly rent (dollars)	Number reporting	Average value (dollars)
											Number reporting	1.51 or more					
330	49	5	4	1		5			5	5			1		4	5.375	
	50	21	18	3		21			21	21			1		14	9.571	
	51	21	18	2	1	21			20	20			2		18	11.638	
	52	12	10	2		12			12	12			1		8	11.412	
	53	16	11	5		16			16	16	1		5	34.60	10	8.380	
	54	5	4	1		5			5	5			1		4	6.000	
	55	7	6	1		7			7	7			1		3	6.000	
	56	19	13	6		19			19	18	1		6	49.50	7	8.357	
	57	11	9	2		11	2	1	11	11			2		9	8.166	
	58	39	27	12		39			39	38			11	46.90	21	9.523	
334	2	22	13	9		22			22	21		2	9	43.00	8	7.625	
	3	24	20	4		24	1	1	24	24			4	37.25	17	6.735	
	6	16	13	3		16	2	1	16	16	1	4	2		13	7.769	
	7	17	13	4		17	2	2	17	17	1	5	4	42.00	11	6.681	
	8	16	7	9		16			16	16		3	9	35.88	3	7.333	
	10	23	21	1	1	23			22	22	2	21	1		21	7.390	
	11	6	5	1		6			6	6			1		4	6.875	
	12	17	10	7		17	4	1	17	17			6	30.50	7	6.542	
	13	16	11	5		16	2		16	16	2	1	5	47.00	9	7.811	
	14	11	9	2		11			11	11	1	1	2		8	8.287	
	16	37	2	28	6	1	32	20	19	30	30	10	14	12	6	45.16	
	33	25	19	6		25			25	25			6	42.00	19	8.194	
	34	23	16	7		23	1	1	23	23		10	7	51.71	11	6.909	
	35	9	4	5		9			9	9			4	43.75	2		
	36	5	3	2		5			5	5			3		5	10.333	
	37	9	7	2		9			9	9			2		3	7.800	
	38	11	9	2	1	10			10	10			1		4	10.250	
	39	15	14	1		15			15	15			1		13	7.215	
	40	16	12	3	1	15			15	15			3	53.33	12	9.125	
	41	17	17			16			17	17	1	2	3		17	11.294	
	42	9	9			9			9	9					9	12.000	
	43	4	4			4			4	4					4	12.750	
	44	7	4	3		7			7	7			3	43.33	4	12.500	
	45	26	24	1	1	26			25	25			1		23	9.173	
	47	20	18	2		20			20	20			2		14	8.000	
	48	8	5	3		8			8	8			3	61.66	4	9.125	
	49	1				1			1	1					6	11.166	
	67	8	7	1		8			8	8			1		18	7.750	
	68	19	18	1		19			19	19			1		20	8.075	
	69	24	22	2		24			24	24			2		20		
70	27	21	6		27			27	27			6	46.33	20	8.100		
71	60	43	16	1	60			59	58	2	2	14	45.57	35	7.834		
72	14	12	2		14			14	14	1		2		9	18.722		
73	13	8	5		13			13	13			5	61.60	8	15.750		
74	16	9	7		16			16	16			7	60.71	4	10.300		
75	6	5	1		6	1		6	6			1		4	10.750		
76	39	32	6		39	1		38	38			5	47.80	27	10.700		
77	22	21	1		22			22	22			1		20	10.500		
78	27	22	5		27			27	27			5	69.00	20	11.175		
79	29	23	6		27			29	27			5	51.00	19	10.157		
80	22	20	2		22			22	22			2		20	10.425		
81	13	12	1		13	1	1	13	13			1		11	9.409		
337	1	64	60	4		64	2	2	64	56	1		3	49.00	58	10.348	
	2	86	58	28		84	2	2	86	86			27	55.22	38	11.850	
	3	78	54	24		77			78	77			22	64.54	38	12.500	
	4	78	40	36	2	78			76	76	1		37	62.10	9	13.222	
	5	54	27	27		54	1	1	54	54			26	57.19	6	14.500	
	6	45	29	16		45			45	39			14	55.07	18	12.277	
	7	116	53	63		116			114	114	2		61	56.18	24	11.541	
	8	126	51	74		126			125	124	2		70	61.20	1		
	9	93	56	36	1	93			92	90	2		35	56.31	32	11.140	
	339	1	74	64	10		73			74	74	1		9	61.66	50	13.040
2		58	52	6		57	2	2	58	56			4	52.50	46	13.065	
3		64	39	25		64			64	64	3		25	53.64	19	13.884	
4		73	37	35	1	72			72	70			36	59.30	3	14.666	
5		83	35	48		83	2		83	83			46	62.02	7	13.500	
6		136	31	104		131			135	134	6		101	47.54	19	12.552	
7		1				1			1	1					1		
9		104	55	46	3	103			101	100	1	1	48	56.54	29	12.982	
347		1	82	47	34		82			81	81	2		32	95.81	19	13.547
	2	68	39	28	1	68	1		67	67	2		25	93.80	12	13.125	
	3	26	19	7		26			26	26			6	6	5	15.500	
	6	24	14	10		24		1	24	24	1		10	41.70	7	8.071	
	7	55	25	29		54			54	54			27	66.29	7	7.537	
	8	51	23	28		50		2	51	51	1		28	72.85	3	30.166	
	9	38	27	10	1	38			37	37			9	66.66	19	12.842	
	10	43	30	13		43			43	43	1		13	43.07	24	11.375	
	11	62	42	19	1	61			61	61			19	67.68	32	12.115	
	12	1				1			1	1					32		

<sup>1</sup>For renter - occupied dwelling units and vacant nonseasonal not dilapidated units, for rent.  
<sup>2</sup>For owner - occupied dwelling units and vacant nonseasonal not dilapidated units, for sale only.



## HOUSING—BLOCK STATISTICS

Table 3.—CHARACTERISTICS OF HOUSING FOR CENSUS TRACTS, BY BLOCKS: 1950—Con.

Census tract	Block	All dwelling units by occupancy and tenure					All dwelling units by condition and plumbing facilities			Occupied dwelling units				Contract monthly rent <sup>1</sup>		Value <sup>2</sup> of one-dwelling-unit structures	
		Total	Owner occupied	Renter occupied	Vacant non-seasonal not dilap., for rent or sale	Other vacant and non-resident	Number reporting	No private bath or dilap.	No running water or dilap.	Total	Persons per room		Occupied by non-white	Number reporting	Average monthly rent (dollars)	Number reporting	Average value (dollars)
											Number reporting	1.51 or more					
347	13	7	5	2		7			7	7			2		5	11,000	
	14	11	6	5		11			11	11			5		2		
	15	55	33	20		50			53	53			18	4,600	17	9,294	
	16	94	38	55		92	2	1	93	92	5		53	4,877	3	14,333	
	17	54	26	27	1	53			53	53	3		28	4,567	7	11,285	
351	1	79	52	26	1	78	2		78	78	1		23	5,678	36	8,369	
	2	73	35	38		71	1	1	73	73	3	1	36	4,655	11	8,063	
	3	57	37	19	1	57	1		56	56	2		18	4,805	22	9,400	
	4	68	36	31		67			67	66	1		30	5,270	15	10,200	
	5	132	22	109		131			131	129			106	4,666			
	6	60	47	13		60			60	59	1		12	51,75	38	8,934	
	7	190	19	170	1	188			189	189	17	1	167	5,205			
352	3	15	12	2		15			14	14			2		10	11,300	
	4	18	14	4		18			18	18			4	5,000	12	9,658	
	5	13	11	2		13			13	12			1		10	9,900	
	6	13	10	3		13	1	1	13	13			2		8	9,125	
	7	24	17	7		23			24	24			7	5,114	15	10,600	
	8	7	7			7			7	7					7	10,857	
	9	7	4	3		7			7	7			2		1		
	12	1															
	13	14	10	4		14			14	14			4	4,700	8	9,500	
	14	1															
	15	27	20	6		25			26	26	1		6	5,100	14	10,607	
	16	23	19	4		22			23	23	1		4	4,950	14	10,571	
	17	20	15	5		19			20	20			4	5,375	10	11,400	
	18	16	12	4		16			16	16			4	4,925	10	8,750	
	19	7	2	5		7			7	7	1		5	3,400	1		
	20	19	6	13		19			19	19			13	4,415	6	11,833	
	25	15	9	5	1	15			14	14			5	4,000	8	10,000	
	26	31	25	6		31			31	31			6	4,933	19	10,052	
	27	22	20	2		22			22	22			2	6	19	10,000	
	32	7	1	6		7	1	1	7	7			6	3,933	19		
	34	25	19	5	1	23			24	24			6	5,150	14	11,178	
	35	8	7	1		8			8	8			1		7	9,071	
	36	24	20	4		24			24	24			3	5,266	17	9,205	
	37	27	22	5		27			27	27	1		5	5,900	16	8,437	
	38	1															
	39	13	11	2		13			13	13			2		9	8,555	
	40	23	20	3		23			23	23	1		3	4,666	19	9,263	
41	5	4	1		5			5	5			3		3	8,833		
42	7	7			7			7	7			1		7	9,642		
43	8	8			8			8	8			8		8	12,187		
45	7	4	3		5			7	7			3	4,833	1			
47	29	17	12		29	2		29	29			12	5,250	9	10,500		
48	35	27	8		35			35	35			8	4,950	20	11,075		
353	1	69	40	29		69	1		69	69			29	5,706	22	11,318	
	2	62	32	30		62			62	62			29	5,092	11	8,954	
	3	44	28	16		43			44	43			16	4,943	12	8,125	
	4	13	10	3		13			13	13			3	5,900	7	9,214	
	6	44	31	12	1	43			43	43			12	4,400	22	7,168	
	7	43	36	7		43			43	43			6	4,500	27	7,333	
	8	55	40	14		54	1	1	54	53	1		11	5,890	30	8,606	
	10	18	7	11		14	1		18	18	1		11	4,890	4	7,000	
	11	20	11	9		18			20	20			8	4,587	5	7,300	
	12	91	29	62		91	3		91	91	2	36	61	4,103	7	7,642	
	13	45	17	28		45	4		45	45	3		12	4,964	5	7,300	
	14	102		102		101			102	101	9		1	60,14			
	355	2	12	9	3		12	3	1	12	12			3	3,500	7	7,714
		3	26	13	11	1	26	1	1	24	24	1		12	5,191	7	10,285
4		26	10	16		26			26	25			13	4,115	2		
5		10	7	2		10	3	2	9	9			1		2		
6		9	7	2		8	3		8	8	1		2		2		
7		6	3	3		6			6	6	1		2	4,900	1		
9		21	15	6		20	1	1	21	21	1		3	5,983	13	15,553	
10		53	33	19	1	51	3	1	52	51	4		6	4,426	15	12,133	
11		41	31	9		41	2	2	40	40			9	5,133	23	11,086	
12		34	17	17		33			34	34	2		17	4,370	7	12,500	
13		91	42	48		90			90	89	4		46	4,941	14	11,857	
14		30	11	18		30	1	1	29	29	1		18	4,538			
15		3	2	1		3			3	3			1		1		
16	3	3			3			3	3					1			
17	66	44	22		66			66	64			22	5,295	23	10,613		
18	56	33	21	1	55			54	54			18	5,300	19	10,736		
19	38	24	13		38	1	1	37	37	1		11	6,954	17	11,611		
20	34	19	15		32	3	1	34	33		1	11	4,672	9	9,555		
358	1	2															

<sup>1</sup>For renter - occupied dwelling units and vacant nonseasonal not dilapidated units, for rent.<sup>2</sup>For owner - occupied dwelling units and vacant nonseasonal not dilapidated units, for sale only.

Table 3.—CHARACTERISTICS OF HOUSING FOR CENSUS TRACTS, BY BLOCKS: 1950—Con.

Census tract	Block	All dwelling units by occupancy and tenure					All dwelling units by condition and plumbing facilities			Occupied dwelling units			Contract monthly rent <sup>1</sup>		Value <sup>2</sup> of one-dwelling-unit structures	
		Total	Owner occupied	Renter occupied	Vacant non-seasonal not dilap., for rent or sale	Other vacant and non-resident	Number reporting	No private bath or dilap.	No running water or dilap.	Total	Persons per room		Number reporting	Average monthly rent (dollars)	Number reporting	Average value (dollars)
											Number reporting	1.51 or more				
358	2	1							13	13		1			11	8,454
	3	13	12	1		13			13	13				11	8,590	
	4	16	13	3		16			16	16				7	9,000	
	5	13	10	3		12	1		13	13				3	10,333	
	6	28	4	23	1	28			27	27	8		22	42.59		
	7	22														
	8	26								25	25		6	46.33	16	11,387
	9	26	19	6		26		2	25	25			9	46.88	16	8,875
	10	30	21	9		29			30	30	1		9	50.60	5	8,000
	11	12	7	5		12			12	12			5			
	12	17	13	2		17			15	15			3	63.33	13	10,538
	13	16	12	4		16	1		16	16			4	55.00	8	14,000
	14	107	2	105		107			107	107			105	94.75	2	
	15	9	8	1		9		2	9	9			1		7	10,428
	16	10	10			10			10	10					10	8,400
	17	14	12	1		13	1		13	12			1		11	7,254
	18	11	10	1		10			11	11			1		10	9,500
	19	18	15	3		17			18	18			3	45.66	12	10,541
	20	17	15	2		17			17	17			2		12	7,766
	21	6	6			6			6	6					6	10,750
	22	10	6	2		10			8	8			2		5	10,200
	23	10	9	1		10	3		10	10			1		7	13,000
	24	19	16	3		18			19	19			3	43.33	9	9,966
	25	23	12	11		23	3	3	23	23			10	29.60	9	10,125
	26	33	15	18		33	3	1	33	33	2		18	41.50	11	8,727
	27	31	17	13	1	30	1	4	30	30		1	13	42.76	13	8,461
	28	10	6	4		10	4	4	10	10	1		4	33.25	5	11,900
	29	20	7	13		19	2		20	20			12	44.33	5	9,900
	30	6	3	3		6			6	6			3	40.00	2	
	31	8	2	6		8			8	8			2		2	9,400
	32	7	6	1		7			7	7					5	11,600
	33	10	5	5		10			10	10					10	24,800
	34	5	1	4		5			5	5					5	8,800
	35	10	9	1		10			10	10					9	12,111
	36	7	4	3		7			7	7			3	61.00	4	10,500
	37	8	5	3		8			8	8			4	42.50	1	
	38	12	8	4		12	4		11	11			3	56.33	6	7,333
	39	18	13	5		18	1		17	17			4	60.50	9	11,000
	40	9	7	2		9			9	9			2		6	10,000
	41	16	15	1		16			15	15			1		15	20,373
	42	19	18	1		19			19	19			1		17	19,029
	43	17	16	1		17	1		17	17	1	1	1		15	23,266
	44	21	18	3		20			21	21			3	59.33	12	17,666
	361	1	66	49	16		65			65	65	3		15	43.40	40
2		51	29	22		51			51	51			22	58.09	13	12,076
3		18	13	5		18			18	18			13	50.53	2	
4		58	21	36	1	58			57	57	1		37	41.67	10	11,000
5		131	9	117	5	126			126	126	10		116	42.68	6	13,666
6		13	11	2		13			13	13			1		10	12,500
7		12	12			12			12	12					1	
8		25	12	13		25			24	24			1	43.41	1	
9		26	11	15		26		1	26	26			1	42.20	1	
10		101	37	62	1	101			99	99			1	52	5	11,400
11		67	22	45	1	65		1	67	66			3	47.62	5	10,000
12													6	37.84	5	9,600
13		63	25	37		62	4		62	62	6	51	37	42.18	11	9,878
363	2	22	18	4		22			22	22			4	63.25	16	10,375
	3	49	24	25		47			49	49			1	50.48	16	9,812
	4	66	41	25		66		1	66	64		2	47.94	2		
	5	86	44	42		86			86	80		2	48.43	4	7,125	
	6	66	25	38		61	3		63	60		1	45.61	5	5,200	
	7	94	26	68		93		13	94	91			3	40.44	5	
	8	71	18	52		70		7	70	70			1	51	3	7,333
	9	73	24	49		68		11	73	71			5	42.45	5	7,200
													4	39.57	4	
365	1	39	17	22		37		5	39	38	3	27	21	41.85	5	7,700
	2	38	15	23		37		2	38	37		2	21	52.80	7	8,071
	3	70	29	41		68		4	70	68		5	39	45.35	12	7,375
	4	77	23	54		77		1	75	77		2	54	44.05	7	9,357
	5	5	5			5			5	5			5	36.60		
	6	71	34	37		71			71	71			2	44.70	5	9,400
	7	83	30	50		80		20	80	80			1	51	4	9,250
	8	71	18	52	1	70		13	70	70			1	41.88	4	9,250
	9	71	18	52		70		11	70	70			1	47.84	6	7,666
	10	73	29	42		73		3	71	71			1	43.09	8	8,875
	11	76	18	57		73		8	75	71			9	47.82	4	8,500
12	61	17	43		49			60	49	1	51	34	42.02	4	10,250	
366	1	22	15	7		21	1		22	22	1		7	47.14	9	9,700
	2	1														
	3	58	50	8		57			58	58			7	64.14	43	10,825
	4	22	17	5		21			22	21			4	41.75	12	10,083

<sup>1</sup>For renter-occupied dwelling units and vacant nonseasonal not dilapidated units, for rent.  
<sup>2</sup>For owner-occupied dwelling units and vacant nonseasonal not dilapidated units, for sale only.

HOUSING—BLOCK STATISTICS

Table 3.—CHARACTERISTICS OF HOUSING FOR CENSUS TRACTS, BY BLOCKS: 1950—Con.

Census tract	Block	All dwelling units by occupancy and tenure					All dwelling units by condition and plumbing facilities			Occupied dwelling units			Contract monthly rent <sup>1</sup>		Value <sup>2</sup> of one-dwelling-unit structures		
		Total	Owner occupied	Renter occupied	Vacant non-seasonal not dilapid., for rent or sale	Other vacant and non-resident	Number reporting	No private bath or dilap.	No running water or dilap.	Total	Persons per room		Occupied by non-white	Number reporting	Average monthly rent (dollars)	Number reporting	Average value (dollars)
											Number reporting	1.51 or more					
366	5	20	13	7		19			20	20			7	561.4	7	9,357	
	6	8	8			8			8	8					8	7,537	
	7	17	7	8		17			15	15			10	213.0	5	9,040	
	8	20	14	4		19			18	16			4	69.50	11	14,000	
	9	107	44	99		105		2	103	103	3	1	100	89.74	2		
	10	68	53	15		67			68	68			14	62.42	40	12,375	
	11	52	42	9		50			51	50	1		8	63.75	34	10,932	
	12	22	9	12	1	21			21	20			10	38.40	7	10,071	
	13	86	79	7		86			86	86	2		6	56.83	70	13,261	
	14	45	36	8	1	44			44	44			9	57.22	26	12,192	
	15	13	7	5	1	13			12	12			5	20.00	6	10,500	
	16	4				4			4	4					4	8,700	
	17	8				8			8	8					8	6,500	
	18	4				4			4	4	1		2		1		
	19	3				3			3	3					3		
	20	5				5			5	5			2		1		
	21	1				1			1	1					1		
	367	2	33	21	12		33			33	33		4	12	535.0	12	15,500
		3	64	48	15		63			63	63	3		15	488.0	41	8,617
		4	38	26	12		36			39	38			3	156.0	3	9,166
		5	47	26	21		47			45	45			2	266.0	4	15,000
6		95	60	35		95		2	95	95			4	489.2	1		
7		101	46	55		99		1	99	98	4	7	34	483.5	3	10,294	
8		4				4			4	4			50	51.26	17	10,205	
9		4				4			4	4			3	38.33	3		
10		43	28	15		42			43	42			3	71.20	3	10,500	
11		56	40	16		56		4	50	50	1		2	24.00	3	12,312	
12		48	28	20		48			48	48	2		2	49.83	4	12,250	
13		54	26	27	1	51			53	51			3	54.68	9	13,722	
14		39	11	28		38			37	37		1	6	53.16	5	12,600	
15		21	11	10		21			19	19			2	46.82	4	15,600	
16		6				6		2	6	6	1		3	36.66	1		
368	1	19	13	6		19			19	19			6	415.0	9	11,156	
	2	19	11	8		19			19	19	1		6	52.00	11	10,500	
	3	12	10	2		11			11	11			1	70.00	2	13,500	
	4	11	5	6	1	9			9	9			1	55.00	5		
	5	21	16	5		21			18	18			1	61.00	1	12,538	
	6	33	27	6		33			33	33			1	61.00	2	12,761	
	7	32	23	9		32			31	31			1	61.00	1	14,575	
	8	38	32	6		34			38	38			1	438.3	2	11,558	
	9	44	33	11		43			42	40			9	52.63	2	9,233	
	10	30	24	6		30			30	30			6	65.16	3	9,369	
	11	11	8	3		11			11	11			3	74.33	6	12,333	
	12	39	31	8		38			37	36			6	55.50	2	11,708	
	13	63	45	18		61		3	63	63		1	16	59.81	3	10,965	
	14	70	48	22		68			70	69			2	57.18	3	10,187	
	15	12	9	3		12			11	11			2	23.00	6	9,550	
	16	11	9	2	1	11			11	11			2	8.75	8	8,750	
	17	13	13			13			13	13			2	10.375	1	10,375	
	18	55	50	5		53		1	55	55			4	43.75	4	10,955	
19	36	32	4		36			36	36			2	10.220	2	10,220		
20	11	9	2		11			11	11			2	10.437	8	10,437		
21																	
22	6	4	2		6			6	6			2		1			
24	12	11	1		12			12	12	1		1		9	8,388		
369	2	1															
	3	1															
	4	1															
	6	11	6	5		10			11	10	1		4	40.00	2		
	7	6	5	1		6			6	6			1		2	11,500	
	8	54	32	21	1	47			53	53	1		16	49.00	18	9,694	
	13	5	5			5			5	5	1		1		2		
	14	2				2			2	2							
15	29	18	11		28			29	27		2	4	50.00	9	10,333		
16	45	34	11		42			45	43	2	4	8	44.50	19	10,210		
371	1	4	2	2		4			4	4			1	68	12	17,583	
	2	23	13	9	1	21			22	21		3	10	53.75	12	11,400	
	3	21	9	11		21			20	19		1	10	55.50	4	10,968	
	4	34	22	12		34			32	32			4	48.00	16	10,968	
	5	41	26	15		41			41	41			15	48.00	16	12,562	
	6	50	30	19		47			49	47			9	60.00	18	13,972	
	7	26	15	11	1	25			26	25	1		1	62.09	9	13,833	
	8	14	8	6		11		1	12	9			1	62.09	5	22,400	
	9	33	19	13		30			32	32			1	64.77	12	19,125	
	10	29	15	12	2	29			27	26			13	61.15	8	15,562	
	11	38	16	22		38			38	38		13	22	56.18	6	13,500	
373	1	4	1	3		3			4	4	1		3	36.00			

<sup>1</sup>For renter - occupied dwelling units and vacant nonseasonal not dilapidated units, for rent.  
<sup>2</sup>For owner - occupied dwelling units and vacant nonseasonal not dilapidated units, for sale only.

Table 3.—CHARACTERISTICS OF HOUSING FOR CENSUS TRACTS, BY BLOCKS: 1950—Con.

Census tract	Block	All dwelling units by occupancy and tenure					All dwelling units by condition and plumbing facilities			Occupied dwelling units			Contract monthly rent <sup>1</sup>		Value of one-dwelling-unit structures		
		Total	Owner occupied	Renter occupied	Vacant non-seasonal not dilap., for rent or sale	Other vacant and non-resident	Number reporting	No private bath or dilap.	No running water or dilap.	Total	Persons per room		Occupied by non-white	Number reporting	Average monthly rent (dollars)	Number reporting	Average value (dollars)
											Number reporting	1.51 or more					
373	2	8	4	4		8			8	8			4	43.75	3	9000	
	3	16	14	2		13			16	15		5	2		8	16875	
	4	23	10	13		23			23	23		1	12	60.08	5	13400	
	5	9	9			9			9	9			7		7	13857	
	6	22	13	9		21			22	22			4	56.50	4	6875	
	7	22	7	15		23			22	22		1	20	42.40	4	8666	
	8	23	22	1		22			23	23			6	45.47	6	8454	
	9	63	21	42		62			63	61	1.5	56	34	42.20	11		
	10	3	3			3			3	3			9	47.48	1		
	11	68	24	43	1	65		1	67	66	7	61	43	49.57	2	9000	
	12	44	11	33		43			44	44		28	33	42.98	4	11875	
	13	79	14	65		77			79	78	3	63	63	50.70	3	15000	
	14	19	9	10		19			19	19	2	11	10	33.75			
	15	9	4	4		9			9	8			4				
	375	1	62	26	36		61			62	62	2	13	36	43.27	6	8166
2		96	37	58	1	88		1	95	87	1	5	54	47.14	3	8166	
3		61	27	33	1	61			60	60		1	33	48.27	3	21666	
4		99	23	75		99			98	98		1	72	46.37	6	9083	
5		226	113	113		225			223	223	1.3	3	207	54.49	3	12666	
6		17	10	7		17			17	17		1	11	43.54			
7		16	2	14		16			14	14		1	11	42.18	1		
8		104	19	83		102			102	102	3	1	81	44.66			
9		20	10	10		20			20	20			10	45.40	3	9000	
10		53	25	28		50		1	53	53	2		28	48.57	7	11214	
11																	
12		19	5	14		17			19	17			13	39.38			
376		1	29	10	19		29			29	29			19	37.47	2	
		2	23	16	6		22			22	22			6	61.33	9	11500
		3	28	13	14		27			27	27			14	37.71	8	9875
	4	18	16	2		18			18	18			2		13	13769	
	5	32	26	6		31			32	32		1	5	68.20	22	11045	
	6	47	33	13		43		1	46	43			11	48.00	24	10900	
	7	50	39	11		50			50	50			10	57.60	28	9396	
	8	38	38	0		38			38	38			10	59.30	21	9266	
	9	20	14	5		19			19	19			4	50.00	12	9541	
	10	28	18	10		28		4	28	28			8	63.12	12	12708	
	11	32	24	7	1	32			31	31			6	50.83	19	12252	
	12	19	11	7	1	19			18	18			7	56.14	9	10937	
	13	24	16	8		24		1	24	24			5	64.40	8	12222	
	14	33	22	11		31			33	32			11	65.45	11	11181	
	15	35	21	12	1	34		1	33	32			12	61.00	10	10700	
	16	43	30	12	1	43		3	42	41			13	62.76	18	10722	
	17	31	28	2		31			30	30		1	2		22	11795	
	18	37	26	10	1	37		1	36	35		1	11	52.27	13	9730	
	19	37	26	11		37			37	37			10	53.60	12	11416	
	20	24	18	5		24			23	23			5	56.00	13	9538	
	21	14	12	2	1	12			12	12					8	7500	
	22	16	12	4		16			16	16			4	48.00	9	11500	
	23	18	15	3		18			18	18			3	62.66	14	10357	
	24	21	17	4		21			21	21			3	50.66	16	12156	
	25	19	18	1		19		2	19	19			1		16	10312	
	26	7	6	1		7			7	7			1		4	10000	
	27	9	8	1		9			9	9			1		5	7600	
	28	2	2			2			2	2							
	29	3	3			3			3	3							
	30	17	17			17			17	17							
	31																
	32	19	19			19			19	19							
	33	18	15	3		18			18	18		1	2		19	11289	
	34	15	12	3		15			15	15			1		10	10750	
	35	22	21	1		22			22	22			1		11	9272	
	36	22	20	2		22			22	22			1		20	9400	
	37	17	16	1		17			17	17					18	14250	
	38	20	16	4		20			20	20			4	52.50	15	7906	
	39	19	15	2		19			17	17			2		11	9136	
	40	25	24	1		25		1	25	25		1	2		15	8973	
	41	15	11	3	1	14			14	14			2		22	9400	
	42	52	21	17	7	40			38	38			1.6	47.31	15	10580	
	43	20	8	12		20			20	20		2	1.2	54.58	5	6880	
	44	52	44	7	1	51			51	51			7	50.14	37	9081	
	45	38	33	5		38			38	38			5	57.00	31	8745	
46	34	29	5		34			32	32			3	46.00	26	8769		
47	30	24	6		30		2	30	30		1	6	44.66	21	8190		
48	33	25	7		33			32	32			7	42.42	20	8875		
49	29	25	4		29			29	29			4	51.00	21	8761		
50	25	20	5		25			25	25		1	4	56.00	15	9250		
51	11	11			11			11	11					11	8954		
52	26	19	7		26			26	26		1	7	43.28	15	7820		
53	13	12	1		13			13	13			1		11	7090		
54	2	2			2			2	2								
55	14	10	3		13			13	13			2		7	10214		
56	16	14	2		16			16	16			2		11	7772		

<sup>1</sup>For renter - occupied dwelling units and vacant nonseasonal not dilapidated units, for rent.  
<sup>2</sup>For owner - occupied dwelling units and vacant nonseasonal not dilapidated units, for sale only.

## HOUSING—BLOCK STATISTICS

Table 3.—CHARACTERISTICS OF HOUSING FOR CENSUS TRACTS, BY BLOCKS: 1950—Con.

Census tract	Block	All dwelling units by occupancy and tenure					All dwelling units by condition and plumbing facilities			Occupied dwelling units			Contract monthly rent <sup>1</sup>		Value <sup>2</sup> of one-dwelling-unit structures	
		Total	Owner occupied	Renter occupied	Vacant non-seasonal not dilap., for rent or sale	Other vacant and non-resident	Number reporting	No private bath or dilap.	No running water or dilap.	Total	Persons per room		Number reporting	Average monthly rent (dollars)	Number reporting	Average value (dollars)
											Number reporting	1.51 or more				
377	1	100	23	75	2	100	4		98	98	6	82	74	451.0	4	10,500
	2	69	22	47		69	3		69	69	8	53	47	441.4	8	11,000
	3	52	15	35	2	52			50	50	2	33	35	550.8		
	4	111	27	82	2	109	1		109	109	6	41	82	479.3		
	5	62	17	45		62			62	62	3	31	44	627.9	5	11,400
	6	72	31	41		72	3		72	72		8	41	478.5	1	
	7	74	29	43	2	74			72	72	1	22	42	523.3	3	8,333
	8	56	20	33	3	54	12		53	47	1	12	35	443.4	5	8,400
	9	86	21	65		84			86	82	3	41	62	427.9	4	8,625
	10	46	17	29		46	3		46	42	1	18	28	425.0	7	10,285
379	1	77	24	52		77	22	18	76	76	7	66	49	439.7	7	6,385
	2	63	26	37		63			63	62	2	36	36	481.1	4	5,325
	3	78	21	57		71	1	1	78	78	5	60	56	434.8	5	10,000
	4	81	23	57	1	78	1	1	80	79	9	68	56	413.9	11	8,500
	5	88	18	69		87	6		87	87	5	70	67	415.6	2	
	6	60	9	50	1	57			59	58	2	24	47	382.9	1	
	7	83	25	58		82	9		83	82	6	51	56	416.9	3	7,666
	8	81	24	55	1	79	10	4	79	79	5	10	54	416.6	4	7,750
	9	74	20	53	1	70	8		73	73	2	16	52	424.0	5	9,000
	10	21	11	10		19			21	21		1	10	457.0	4	9,000
	11	82	29	51		82			80	80		35	51	455.2	10	8,050
	12	99	34	65		99	10	5	99	99	5	21	61	464.4	10	7,970
	13	88	41	44	2	85	3		85	79	4	43	43	439.3	9	8,333
381	1	1														
	2	18	8	10		18			18	18		9	8	431.2		
	3	30	15	15		30			30	29	1	24	15	466.0	6	9,333
	4	44	18	26		43	12		44	44	3	24	26	440.3	2	
	5	45	18	27		45	11	7	45	45	8	40	26	411.5	4	8,875
	6	63	16	45	2	63	13		61	61	5	29	42	419.0	3	9,333
	7	45	15	29	1	45	1		44	44	2	20	30	387.6	4	8,450
	8	98	33	63	2	97	12	1	96	95	5	30	61	484.5	8	8,750
	9	33	17	16		33	4		33	33	2	14	16	418.7	5	5,200
	10	46	18	28		39	2		46	46	2	7	28	444.2	9	7,166
	11	50	22	28		50	3	1	50	50	2	4	24	445.0	4	6,000
	12	97	39	57		97	8	8	96	96	4	38	55	446.3	8	8,250
	13	87	34	53	1	85			87	85	6	22	52	438.8	13	9,230
	14	90	31	59		85			90	88	3	18	57	434.2	7	10,285
	15	9	5	4		8			9	9	3		4	370.0		
383	1	2														
384	1	12	11	1		12			12	12					9	9,722
	2	10	9	1		10			10	10			1		8	11,125
	3	11	8	3		11			11	11			3	49.66	7	9,357
	4	24	19	5		24			24	24			5	50.40	16	7,464
	5	10	10			10			10	10					9	8,555
	6	25	25			17			25	25					23	9,504
	7	16	16			15			16	15					15	6,826
	8	28	27	1		26			28	28					24	7,850
	9	38	30	8		38			38	38					29	8,962
	10	43	41	2		42	1	1	43	42	1		8	60.50	39	9,143
	11	39	32	7		38	1		39	36			7	72.00	30	8,860
	12	34	33	1		33			34	34					30	10,803
	13	31	26	4	1	31	1	1	30	30			4	66.25	23	10,073
	14	19	17	2		19			19	19			2		17	9,870
	15	4	3	1		4			4	4			1		3	8,500
	16	10	9	1		10			10	10			1		8	11,262
	17	2	2													
	18	5	3	1	1	4			4	4			2		1	
	20	1	1													
	21	12	10	2		11			12	11			2		8	12,625
	22	9	8	1		9			9	9			1		7	10,000
	23	10	9	1		10			10	10			1		7	11,571
	24	2														
	25	1														
	26	1														
389	4	1														
	16	4	2	2		4			4	4			1			
394	1	16	14	2		16			16	16			2		11	10,863
	2	38	33	5		37			38	37			5	65.60	23	12,000
	3	31	28	3		31			31	30	1		3	76.66	23	10,500
	4	18	14	3	1	16	2	1	17	17			3	45.00	11	9,409
	5	12	8	4		11			12	12			3	50.00	7	14,142
	6	11	11			11			11	11					10	10,280
	7	31	24	7		31	2		31	31			7	59.00	17	10,976

<sup>1</sup>For renter-occupied dwelling units and vacant nonseasonal not dilapidated units, for rent.<sup>2</sup>For owner-occupied dwelling units and vacant nonseasonal not dilapidated units, for sale only.

Table 3.—CHARACTERISTICS OF HOUSING FOR CENSUS TRACTS, BY BLOCKS: 1950—Con.

Census tract	Block	All dwelling units by occupancy and tenure					All dwelling units by condition and plumbing facilities			Occupied dwelling units			Contract monthly rent <sup>1</sup>		Value <sup>2</sup> of one-dwelling-unit structures		
		Total	Owner occupied	Renter occupied	Vacant non-seasonal not dilap., for rent or sale	Other vacant and non-resident	Number reporting	No private bath or dilap.	No running water or dilap.	Total	Persons per room		Number reporting	Average monthly rent (dollars)	Number reporting	Average value (dollars)	
											Number reporting	1.51 or more					Occupied by non-white
394	8	12	9	3		12	2		12	12	1		3	57.66	7	9,214	
	9	32	23	9		31			32	31			9	57.22	16	9,337	
	10	22	13	9		22			22	22			8	54.12	9	10,333	
	11	10	5	5		10			10	10			4	87.50	5	10,400	
	12	27	13	14		27			27	27			14	43.50	12	11,000	
	13	36	25	11		34			36	36			11	53.54	17	10,941	
	14	34	29	5		33			34	34			5	58.60	20	9,230	
	15	25	15	10		24			25	25			10	55.40	10	12,650	
	16	15	10	4	1	14			14	13			4	43.75	7	12,142	
	17	38	31	7		38			38	38	1		6	53.33	24	11,750	
	18	46	26	20		46			46	46			20	53.25	13	13,923	
	19	22	16	5	1	22			21	21			5	54.40	10	11,200	
	20	20	17	3		20	1	1	20	20			3	41.66	14	11,785	
	21	33	27	6		32			33	33			6	65.66	15	12,733	
	22	23	18	5		22			23	23			3	40.00	17	11,323	
	23	38	25	12		36			37	37		1	12	54.16	19	11,368	
	24	15	8	4	3	15			12	12			4	43.50	3	11,333	
	25	37	31	6		34			37	37	1		4	56.25	25	10,960	
	26	39	28	4	7	39			32	31			4	42.50	25	11,480	
	27	3	3			3			3	3					3	10,666	
	398	1	15	12	3		14			15	15			3	49.66	9	14,111
		2	17	12	5		17			17	17			3	71.66	10	14,100
		3	35	28	5		35			33	33			5	49.80	23	12,086
		4	42	31	11		40	1	1	42	42			11	54.90	23	11,326
		5	22	17	2		22			19	19			2		15	12,600
		6	26	22	2		26			24	23	1		2		19	11,289
		7	37	30	7		37			37	36			7	59.57	27	10,962
8		16	12	3	1	16			15	15			4	71.25	7	13,214	
9		17	13	3		17			16	16			3	72.33	10	11,750	
10		11	10	1		11			11	11			1		9	11,666	
11		12	9	3		12			12	12			3	67.66	5	15,800	
12		34	27	6	1	34			33	33			5	62.00	21	11,857	
13		18	7	10	1	18			17	17			10	75.40	4	15,750	
14		25	16	9		25	1	1	25	25			8	60.12	10	12,300	
15		18	7	10	1	18			17	17	1		11	67.54	6	11,000	
16		17	10	6	1	17			16	16			7	77.57	7	11,142	
17		32	11	21		32			32	32	2		21	38.14	8	12,562	
18		18	6	12		18			18	18			12	44.00	3	10,333	
399	1	27	18	9		27			27	27	1	4	9	44.22	8	7,437	
	2	37	27	10		37			37	37			10	46.30	18	9,944	
	3	43	11	32		43			43	43	2	2	31	39.54	3	8,333	
	4	58	31	27		57	2	2	58	57	1	1	26	39.19	15	6,540	
	5	89	40	48	1	88	2	2	88	88	2		46	41.80	13	9,346	
	6	92	46	44	1	91	3	3	90	89	2		43	41.55	17	9,294	
	7	48	19	28		47	2		47	47	1		27	37.03	8	9,562	
400	1	23	14	9		21			23	22			6	52.00	10	9,950	
	2	36	29	7		35			36	36			5	57.80	24	9,895	
	3	42	31	11		42			42	42			11	53.18	21	9,509	
	4	10	9	1		10			10	10			1		8	10,187	
	5	13	5	7	1	13			12	12			7	66.71	1		
	6	28	20	6		28			26	26			5	70.80	14	12,357	
	7	23	21	2		20			23	22			17	12.241			
	8	23	11	12		23	1	1	23	23			11	42.45	6	11,383	
	9	5	4	1		5			5	5			4	16.250			
	10	17	15	2		15			17	17			1		13	16,384	
	11	8	7	1		8			8	8			1		6	14,166	
	13	14	12	2		14			14	14			1		11	16,818	
	14	32	29	2		31			31	31			2		26	14,269	
	15	20	13	7		18			20	17			7	66.14	4	16,500	
16	19	18	1		16			19	16					12	12,066		
18	15	13	2		15			15	15			2		12	14,583		
19	20	4	16		19			20	20	3		15	43.33				
21	15	13	2		15			13	12			10	46.20				
22	6	5			6			5	5					5	13,000		
23	14	11	3		14			14	14			3	48.33	5	13,400		
401	1	33	19	11	3	33			30	30			10	44.30	7	9,142	
	2	31	16	15		31			31	31	2		14	44.42	5	8,400	
	3	110	50	59	1	110	3		109	109		7	60	44.81	15	10,666	
	4	226	41	185		222	3	2	226	221	10		180	44.58	9	11,777	
	5	57	26	29	2	55			55	55		1	30	48.53	8	7,487	
	6	50	14	36		49	2	2	50	50			36	41.44	5	10,800	
	7	171	41	130		171	7	7	171	170	8	1	129	43.43	6	8,500	
	8	89	35	54		89	2	1	89	89	3		54	45.51	15	11,433	
	9	121	33	88		118	1	1	121	119	4	2	83	42.40	11	9,454	
	10	102	36	66		101	1		102	102	6		66	40.51	6	10,916	
	11	94	37	60	1	95	2	1	97	97	8	1	60	40.41	7	8,785	
402	1	27	23	4		27			27	27			4	65.00	20	12,550	

<sup>1</sup>For renter-occupied dwelling units and vacant nonseasonal not dilapidated units, for rent.  
<sup>2</sup>For owner-occupied dwelling units and vacant nonseasonal not dilapidated units, for sale only.

## HOUSING—BLOCK STATISTICS

Table 3.—CHARACTERISTICS OF HOUSING FOR CENSUS TRACTS, BY BLOCKS: 1950—Con.

Census tract	Block	All dwelling units by occupancy and tenure					All dwelling units by condition and plumbing facilities			Occupied dwelling units				Contract monthly rent <sup>1</sup>		Value <sup>2</sup> of one-dwelling-unit structures	
		Total	Owner occupied	Renter occupied	Vacant non-seasonal not dilap., for rent or sale	Other vacant and non-resident	Number reporting	No private bath or dilap.	No running water or dilap.	Total	Persons per room		Occupied by non-white	Number reporting	Average monthly rent (dollars)	Number reporting	Average value (dollars)
											Number reporting	1.51 or more					
402	2	7	7			7			7	7					6	13,000	
	3	27	23	4		27			27	26			4	73.75	19	11,552	
	5	4	2			4			4	4	1		2		1		
	6	22	20	1	1	22			21	21			2		19	13,684	
	7	23	19	4		22			23	22	1		3	70.00	14	12,321	
	8	24	18	5	1	22			23	23			6	60.83	9	15,111	
	9	25	17	8		24			25	25			8	66.25	8	12,375	
	10	21	18	3		21			21	20			3	50.00	16	13,125	
	11	9	9			9	5	5	9	9					9	12,444	
	12	18	16	2		16			18	18			2		15	13,866	
	13	25	21	3	1	23	1	1	24	20			2		17	13,235	
	14	25	18	6	1	24			24	23	1		7	108.14	12	18,416	
	15	31	19	11	1	31			30	29			12	63.75	8	13,937	
	16	33	22	10	1	31	1	1	32	31			10	81.50	15	10,100	
	17	35	27	8		34	1	1	35	33	2		8	63.87	17	10,452	
	18	31	24	7		29			31	31			7	56.85	16	10,281	
	19	32	24	7	1	29			31	29			7	82.28	21	10,452	
403	1	40	15	25		40	2		40	40			25	42.96	6	9,333	
	2	62	23	38	1	61	5		61	61	3	2	37	42.43	4	9,625	
	3	74	21	53		73	2		74	74	3	1	52	44.09	4	10,000	
	4	142	57	85		142			142	141		1	85	42.43	10	9,700	
	5	112	40	72		110	2	2	112	111	1		72	44.86	12	10,625	
	6	119	35	82	2	119	3	1	117	117	3		77	47.18	4	7,875	
	7	98	33	65		98			98	98			64	47.15	12	8,916	
	8	43	27	16		43			43	42			16	42.00	13	9,784	
	9	142	29	111	2	142	1	1	140	139	2		112	41.84	5	8,400	
	10	69	21	47		68			68	68	3		47	40.02	4	7,500	
404	3	39	36	3		37	2		39	37			3	55.66	26	13,019	
	4	54	53	1		54	1		54	52			47	9.957	47	9,957	
	5	53	48	3	2	50			51	51	1		2		46	9,830	
	6	34	31	2	1	32			33	31			2		25	9,580	
	7	31	3	28		31			31	31			2	83.92	2		
	8	119	16	102	1	118	2	1	118	118			102	85.07	1		
	9	70	32	38		66			70	68	1		37	87.97	20	10,275	
	11	8	8			8			8	7					7	9,428	
	13	2															
	14	27	27			26	1		27	27					23	12,000	
	15	43	39	4		41	2	1	43	43			4	60.00	33	11,454	
	16	13	12	1		12			13	13		1	1		9	9,333	
	17	21	16	5		21			21	21	1		5	59.60	12	10,000	
	18	17	12	5		16			17	16			5	53.00	4	10,500	
	19	22	17	5		22			22	22			5	47.40	11	12,545	
	20	43	41	2		41			45	44			4	57.50	27	11,555	
	21	73	69	4		70	2	2	73	73	1		3	58.33	55	10,600	
	22	48	45	2	1	48	1		47	47			2		39	10,717	
	23	37	36	1		36			37	37			1		31	11,064	
	24	24	22	2		23			24	23			2		17	13,794	
	25	27	23	4		27	1		27	27			4	53.25	19	10,315	
	26	28	21	7		28			28	28			7	51.28	14	10,000	
	27	14	12	2		14			14	14			2		10	10,700	
	28	31	23	8		30			31	31	1	1	8	59.87	15	10,760	
	29	14	5	9		14			14	14	1		8	46.12	2		
	30	12	8	4		12	1	1	12	12			4	115.25	7	12,500	
	31	21	14	7		21			21	20			7	55.71	8	12,500	
	32	7	7			7			7	7					7	12,857	
	33	8	6	2		8			8	8			2		4	14,375	
405	1	158	25	133		156	4	3	158	156	2		128	40.69	2		
	2	177	46	128	3	176			174	174	2		127	46.08	1		
	3	35	1	33	1	35	1	1	34	34	3		34	39.88			
	5	15	4	11		15			15	15	1		11	44.00			
	6	12	1	11		12			12	12		2	11	44.36			
	7	2															
	8	5	1	4		5			5	5			4	44.25	1		
	9	89	9	80		89	2		89	89	3		78	47.00	2		
	10	68	19	48	1	66	5	3	67	66	3		46	38.89			
407	1	100	36	63	1	100	11		99	99	4	14	62	48.38	7	9,714	
	2	93	28	64	1	92	1	1	92	91	4	4	63	44.95	4	8,250	
	3	91	37	53	1	90	3	3	90	90	1	1	53	50.98	4	11,750	
	4	30	12	18		30			30	30	1		18	52.05			
	5	216	72	143		214	4		215	214	5		141	46.75	3	6,033	
	6	126	61	65	1	125	1	1	126	126	1		65	54.43	1		
	7	42	10	32		41	2	2	42	42	3	1	32	45.03			
	8	36	13	23		34	1	1	36	36	3		22	39.04	4	6,825	
	9	2															
	10	162	10	149		160			159	156	6		142	44.07			
	11	37	14	23		36			37	36	3	1	22	44.72	3	14,333	
	12	40	5	35		39			40	36	2		28	39.85	4	13,500	
	13	265	16	242		258	2	2	258	257	9		238	42.57			
	14	78	20	57	1	77	1	1	77	77	6	2	57	43.35	5	16,100	

<sup>1</sup>For renter—occupied dwelling units and vacant nonseasonal not dilapidated units, for rent.<sup>2</sup>For owner—occupied dwelling units and vacant nonseasonal not dilapidated units, for sale only.

Table 3.—CHARACTERISTICS OF HOUSING FOR CENSUS TRACTS, BY BLOCKS: 1950—Con.

Census tract	Block	All dwelling units by occupancy and tenure					All dwelling units by condition and plumbing facilities			Occupied dwelling units			Contract monthly rent <sup>1</sup>		Value <sup>2</sup> of one-dwelling-unit structures	
		Total	Owner occupied	Renter occupied	Vacant non-seasonal not dilap., for rent or sale	Other vacant and non-resident	Number reporting	No private bath or dilap.	No running water or dilap.	Total	Persons per room		Number reporting	Average monthly rent (dollars)	Number reporting	Average value (dollars)
											Number reporting	1.51 or more				
407	15	18	5	13		18	1	1	18	18	1	12	31.00			
	16	15	3	11		15			14	14		11	40.90	2		
409	1	138	26	112		135			138	137	9	2	107	43.30		
	2	92	23	69		92			92	92	5		68	43.97	3	
	3	108	42	65	1	107	6		107	106	5		64	47.90	9	
	4	146	32	108		143	1	5	140	138	4		107	41.75	5	
	5	25	6	18	1	24	2	1	24	24			17	46.70	1	
	6	28	10	18		28			28	28			18	44.05	2	
	7	10	4	6		10			10	10			6	41.33		
	8	94	17	76	1	94			93	93	1		76	43.42	4	
	9	1														
	10	64	13	51		63			64	63			50	43.06		
	11	40	13	26		39		1	39	39			26	44.11	4	
	12	43	10	32	1	43		3	42	41	2		30	38.10	2	
410	2	4		4		4			4	4			4	41.25		
	3	4	1	3		4			4	4			2			
	4	1														
	5	28	18	10		27			28	28			10	48.60	14	
	6	12	8	4		11			12	12	1		4	72.00	6	
	7	5	3	2		5			5	5			2		3	
	8	13	9	3	1	13	1	1	12	12		1	3	55.00	10	
	10	13	10	3		13			13	13			3	45.00	10	
	11	32	25	7		31	1	1	32	32			7	35.28	20	
	12	47	42	5		47			47	47	1	14	5	42.60	40	
	13	75	52	22		75	2	2	74	74	1	55	21	46.19	36	
	14	64	18	45		63			63	63	3	32	45	49.20	2	
	16	95	39	54		89	1	1	93	90	3	68	51	42.27	1	
	17	83	41	42		82			83	82	5	53	40	41.57	19	
	18	23	14	9		23			23	23	1	20	9	37.77	9	
	20	95	38	54	3	94			92	92	4	40	55	48.70		
	21	46	21	25		46			46	46	4	45	25	49.80		
	27	12	2	10		12			12	12	5	12	10	32.30		
411	1	6	2	4		6	3		6	6	1		4	48.50		
	2	44	23	21		44	1	1	44	43	2		21	49.33	10	
	3	19	18	1		18			19	19			1		17	
	4	13	5	8		12			13	13			8	50.00		
	5	73	37	35		72			72	72			34	49.20	30	
	6	53	27	26	1	50			53	53	3		28	46.15	18	
	7	41	18	23		40	1	1	41	41			23	46.08	1	
	8	102	55	51		103	5	8	106	105	6		50	40.36	13	
	9	85	48	37		84			85	84			37	46.13	21	
	10	44	26	17	1	43			43	43			18	49.05	14	
	11	98	31	64	2	92	1	1	95	95	4	1	64	42.01	2	
	12	50	17	33		48			50	49			33	46.00		
	13	19	8	11		18			19	19			11	44.18		
413	3	34	14	20		33	6		34	34	5		19	39.10	2	
	4	82	30	51		74	8		81	81	6		50	35.98	8	
	5	68	31	36		60	2		67	61	1		34	47.35	14	
	6	43	18	24	1	43	5	1	42	42	2		24	43.91	3	
	7	48	5	42		48			47	47	2		41	44.46	3	
	8	58	24	31	2	58	1	1	55	54	4		31	44.93	8	
	9	11	4	7		11			11	11	3		6	44.66	1	
	10	46	13	32		46	5		45	45	6		32	35.84		
	11	144	11	110	2	140	3	1	141	139	9		110	40.40	6	
	12	37	13	23		37			36	36			22	41.00	1	
	14	38	15	23		38	1	1	38	37	1		22	38.45	6	
	15	80	31	47		79	1	1	78	77	1		41	45.04	5	
16	17	9	8		17	1	1	17	17	1		8	44.37	3		
414	1	79	29	50		77	1	1	79	79	1	69	42.65	8		
	2	20	11	9		20			20	20	1		9	41.66	7	
	4	121	13	107		111			121	114	10		3	54.33	7	
	5	24	1	22	1	25	3	1	24	24	1		1	44.36	7	
	6	22	15	7		22			23	23			11	44.25	14	
	7	29	8	21		28			29	27			8	49.00	14	
	8	25	12	13		25			25	25	1		13	41.76	8	
	9	40	15	25		39	11	11	40	35	2		15	35.22	8	
	10	15	7	8	1	13			12	12			8	43.66	6	
	11	28	21	5	1	28			27	27	1		28	45.00	15	
	12	35	19	16		33	1		35	35	1	33	16	45.37	13	
	13	40	21	19		40	1		40	38	2		19	51.84	12	
	14	33	19	14		33			33	33			14	46.64	13	
	15	20	12	8		20	1	1	20	20	1		19	59.25	9	
16	7	4	3		6			7	6			3	63.33	3		
18	8	7			8			7	7			7	77.85	7		
19	31	26	5		31	1	1	31	31	2	28	5	36.40	23		

<sup>1</sup>For renter - occupied dwelling units and vacant nonseasonal not dilapidated units, for rent.  
<sup>2</sup>For owner - occupied dwelling units and vacant nonseasonal not dilapidated units, for sale only.



## HOUSING—BLOCK STATISTICS

Table 3.—CHARACTERISTICS OF HOUSING FOR CENSUS TRACTS, BY BLOCKS: 1950—Con.

Census tract	Block	All dwelling units by occupancy and tenure					All dwelling units by condition and plumbing facilities			Occupied dwelling units			Contract monthly rent <sup>1</sup>		Value <sup>2</sup> of one-dwelling-unit structures		
		Total	Owner occupied	Renter occupied	Vacant non-seasonal not dilap., for rent or sale	Other vacant and non-resident	Number reporting	No private bath or dilap.	No running water or dilap.	Total	Persons per room		Occupied by non-white	Number reporting	Average monthly rent (dollars)	Number reporting	Average value (dollars)
											Number reporting	1.51 or more					
414	20	45	30	15		45	6	6	45	45		39	13	44.00	17	8,639	
	21	13	7	6		13	2	2	13	13	12	6	6	56.66	5	8,800	
	22	6	5	1		6			6	6	5	1	4		5	9,900	
	23	7	2	5		7			7	7		4	4	51.25	1		
415	2	19	5	14		19			19	17			8	39.25	1		
	3	93	30	63		91	1	1	93	92			58	40.87	8	5,125	
	4	72	26	46		69			72	72	4	3	41	39.04	9	5,533	
	6	8	1	7		8	1	1	8	8	1	1	7	34.14			
	7	98	29	68	1	97	2	1	97	97	4	4	68	39.36	4	3,325	
	8	101	42	59		101	2	1	101	100	2	2	56	40.83	8	7,000	
	9	21	10	11		21			21	21	4	4	9	37.44	2		
	10	82	24	58		81	4	4	82	82	2	6	57	37.54	5	5,800	
	11	79	16	61	2	79			77	77	5	4	63	40.34	7	9,785	
	420	1	16	15	1		16			16	16		14	1		11	13,836
		3	14	14			14			14	14		8			14	13,321
4		11	10			11			10	10		9			10	20,500	
5		32	21	10	1	32	1		31	31	1	16	10	103.90	14	16,428	
6		23	17	4		23			21	20		12	3	55.00	14	17,928	
7		56	48	8		56	2		56	56	2	19	8	65.25	41	13,109	
422		1	20	11	2	6	20	1	1	13	13		12	2		17	14,470
	2	32	21	6	5	32	2		27	27		20	6	62.16	24	13,729	
	3	14	14			14			14	14		14			13	10,307	
	4	21	19	1	1	20			20	20		7	1		18	17,416	
	5	18	16	1	1	18			17	17		9	1		17	16,382	
	6	23	19	4		23			23	23		15	3	68.00	16	18,331	
	7	24	22	2		24			24	24		15	2		20	16,350	
	8	21	20	1		21			21	21		6	2		20	17,825	
	9	15	14	1		15			15	15		2	1		13	20,230	
	11	7	5	1	1	7			6	6		1	1		4	21,000	
	12	13	10	3		13			13	13		2	3	94.33	9	19,833	
	424	1	17	15	2		16			17	17		14	2		15	11,800
2		19	18	1		17			19	19		1	1		18	17,055	
3		34	33	1		32			34	34		14			30	15,283	
4		24	23	1		24			24	24		16	1		22	17,090	
5		6	6			6			6	6		5			5	20,400	
6		14	13	1		14			14	14		14			11	18,590	
7		18	17	1		17			18	18		9	2		16	16,562	
8		3	3			3			3	3		2			2		
9		4	4			4			4	4		3			4	23,750	
10		7	6	1		7			7	7		3	1		5	16,000	
11		9	9			9			9	9		1			8	21,000	
426	1	23	5	18		21			23	23	1	18		60.00	1		
	2	12	2	10		12	1	1	12	12		10		58.70	1		
	3	12	7	5		12			12	11		4		50.50	7	10,857	
	4	29	27	1	1	29			27	27					25	10,760	
	5	14	13	1		14			14	14		1			13	9,653	
	6	7	2	4		7			7	7		2			7	17,648	
	8	17	12	4		16			16	15		2	4	75.00	7	16,133	
	9	24	18	4		24			24	24	1	10	6	72.16	15	14,592	
	10	18	14	1	2	16			15	15		7	2		14	14,592	
	11	8	4	3		8			7	7		2	2		2		
	427	1	94	44	50		93	13		94	90	3	47		83.10	7	9,714
2		35	13	22		34			35	35	1	22		45.13	2		
3		47	10	37		46	2	2	47	47	1	36		35.50	1		
4		53	12	40		51	2	2	53	52	3	41		38.14	7		
5		73	32	40		71	2	2	72	71	6	38		88.63	7	8,285	
6		101	71	42	1	92	3	3	100	100	12	69		48.52	1		
7		77	34	42		76			76	76	4	43	1	42.55	10	7,600	
8		69	21	46		68			67	67		46		40.86	4	10,000	
9		41	20	20		41			41	40		21		44.57	5	9,600	
10		26	7	19		22			26	26		19		41.78	1		
11																	
12		6	1	5		6			6	6		5		42.00			
432	3	12	9	3		12			12	12		11	3	45.33	7	13,285	
	4	44	19	24	1	35			43	43	2	23	4	93.37	11	13,000	
	5	29	23	6		28			29	29		18		57.00	18	13,444	
	6	21	19	1		20			20	20		18			19	12,526	
	7	23	14	9	1	23			23	23		15			9	13,388	
	8	33	25	8		32			33	33		17			16	13,750	
	9	29	20	8	1	28	1	1	28	28		15	5	146.00	16	12,018	

<sup>1</sup>For renter-occupied dwelling units and vacant nonseasonal not dilapidated units, for rent.<sup>2</sup>For owner-occupied dwelling units and vacant nonseasonal not dilapidated units, for sale only.

Table 3.—CHARACTERISTICS OF HOUSING FOR CENSUS TRACTS, BY BLOCKS, 1950—Con.

Census tract	Block	All dwelling units by occupancy and tenure				All dwelling units by condition and plumbing facilities			Occupied dwelling units			Contract monthly rent <sup>1</sup>		Value <sup>2</sup> of one-dwelling-unit structures		
		Total	Owner occupied	Renter occupied	Vacant non-seasonal not dilap., for rent or sale	Other vacant and non-resident	Number reporting	No private bath or dilap.	No running water or dilap.	Total	Persons per room	Occupied by non-white	Number reporting	Average monthly rent (dollars)	Number reporting	Average value (dollars)
432	10	9	3	6		8			9	8	1	5	113.00	2		
434	3	9	8	1		9			9	9		1		8	9,937	
	4	27	20	3	4	27			23	23	1	3	47.33	19	8,394	
	5	33	28	5		33	1	1	33	33	1	3	53.75	27	7,751	
	6	9	5	4		9			9	9		3	68.33	5	9,800	
	7	23	17	5	1	23			22	22	1	5	39.60	17	9,176	
	8	24	21	3		23	3	1	24	24		3	43.66	19	8,394	
	9	45	29	16		45			45	45	4	16	58.31	15	10,000	
	10	33	26	7		31	1	1	33	33		7	59.14	21	10,500	
	11	19	17	2		16			19	17		2		16	11,512	
	12	11	11			11	4		11	11	1			6	10,250	
	14	31	30	1		31	1		31	31		30		29	10,517	
	15	38	38			38			38	38		34		38	11,381	
	16	25	20	5		25			25	25		23	5	19	10,421	
	17	9	8		1	9			8	8		7		8	9,125	
	437	1	58	21	37		58	6	3	58	58	3	1	36	7	8,142
		2	54	19	34	1	54	12	4	53	53	2	1	35	10	9,400
		3	64	27	37		64	9	4	64	64	4	5	37	7	6,000
4		19	7	12		19	13	13	19	19		3	12	4	5,500	
5		64		64		62			64	63		6	62			
7		73		73		72			73	72	2	7	70			
10		8	3	5		8	1		8	8		5	5	1	2,900	
13		22	10	12		22	5		22	22		12	12	4	8,250	
14		35	11	24		35	6	6	35	35		23	23	1		
15		70	19	51		67	26	18	70	69	4	4	50	2	3,420	
16		3	2	1		3	1	1	3	3	1	1	1	1		
17		1				1			1	1						
19		8	4	4		8			8	8	2	4	50.00	1		
21		16	7	9		16			16	16	1	9	46.77	5	8,300	
22		50	21	29		49	2		50	44	3	29	39.24	9	8,333	
23		46	21	25		45	4		46	38	1	25	41.20	7	6,000	
24		30	13	17		30	1		30	28	2	17	39.29	1		
25	20	8	12		19	2		20	19	1	12	31.25	2			
26	13	7	6		13			13	12		5	47.00	3	6,833		
439	1	69	26	43		65	15	8	69	69	2	2	40	2	3,685	
	2	67	24	43		66	12	10	67	67	3	2	41	3	3,636	
	3	142	41	99		138	45	42	140	138	1	14	90	4	3,176	
	4	125	27	97		121	19	9	124	121	1	10	95	5	3,778	
	5	61	16	44		60	16	12	60	60	5	4	44	3	3,227	
	6	41	10	30		41	4		40	40		30	3	3	3,856	
	7	31	10	20		31			31	31	2	2	21	7	3,814	
	8	7	4	3		7			7	7		3	3	2	3,633	
	9	2				2			2	2						
	10	9	4	5		7			9	7		4	4	4	3,825	
	11	15	6	9		15	1	1	15	15	1	8	8	3	3,725	
	12	78	24	52	1	69	5	3	76	75	1	5	5	3	3,631	
	13	28	7	21		26	2		28	28	2	2	12	2	3,927	
	14	15	3	12		15			15	15		12	12	2	3,750	
	15	24	9	15		23	5	5	24	22	4	13	13	1	3,886	
	16	32	14	18		31	3	3	32	30	2	17	17	1	4,294	
440	1	63	26	36	1	62	3	2	62	61		3	36	20	9,800	
	2	56	30	25	1	56	2	2	55	55		3	25	24	9,916	
	3	54	28	24		52			52	52	1	1	25	26	9,865	
	4	12	3	9		11			12	12	1			2		
	5	9	1	8		9			9	9						
	6	19	1	13		19	8	8	19	19		2	2	1		
	7	45	22	22		45	5	3	44	44		3	3	5	10,437	
	8	35	10	22		33	4	1	32	32	1	3	3	7	6,857	
	10	19	4	15		19	3	1	19	19		4	4	2		
	11	34	7	27		34	5	4	34	34	1	14	27	4	8,125	
	12	29	13	16		29			29	29		5	5	9	7,500	
	13	48	23	23		44	1	1	46	46	2	3	3	12	8,525	
	14	35	22	13		33	1	1	35	34		11	11	11	8,294	
	15	23	13	10		23	1	1	23	23		10	10	11	8,454	
	16	16	5	11		16	3	3	16	16	4	4	10	17	5,080	
	17	34	25	9		34	6	6	34	33		30	30	17	9,962	
	18	23	21	2		21	2	2	23	22	2	2	2	2	6,323	
19	3	2	1		3			3	3		2	2	2	7,652		
20	12	7	5		12	1	1	12	12		5	5	5	6,600		
21	13	11	2		13	1	1	13	13		7	7	9	7,611		
22	8	3	5		8	4	4	8	8	1	7	5	3	7,066		
23	15	7	8		15	5	5	15	15		8	8	7	7,857		
24	35	21	14		35	5	2	35	35		13	13	14	11,000		
25	36	17	18		36	14	14	35	35		18	18	13	6,576		
26	46	32	14		44	6	6	46	45	3	44	14	24	7,354		
442	1	38	24	14		37	1	1	38	37		14	43.00	16	8,156	

<sup>1</sup>For renter-occupied dwelling units and vacant nonseasonal not dilapidated units, for rent.  
<sup>2</sup>For owner-occupied dwelling units and vacant nonseasonal not dilapidated units, for sale only.

## HOUSING—BLOCK STATISTICS

Table 3.—CHARACTERISTICS OF HOUSING FOR CENSUS TRACTS, BY BLOCKS: 1950—Con.

Census tract	Block	All dwelling units by occupancy and tenure					All dwelling units by condition and plumbing facilities			Occupied dwelling units			Contract monthly rent <sup>1</sup>		Value <sup>2</sup> of one-dwelling-unit structures		
		Total	Owner occupied	Renter occupied	Vacant non-seasonal not dilap., for rent or sale	Other vacant and non-resident	Number reporting	No private bath or dilap.	No running water or dilap.	Total	Persons per room		Occupied by non-white	Number reporting	Average monthly rent (dollars)	Number reporting	Average value (dollars)
											Number reporting	1.51 or more					
442	2	39	25	14					39	34							
	3	49	18	30	1			3	48	46			13	44.07	9	9,977	
	4	43	17	26				3	43	43			27	42.62	9	10,444	
	5	58	23	35				2	57	55	2	1	26	40.50	7	10,457	
	6	116	50	64	1			2	114	114	2	8	33	49.75	14	10,000	
	7	41	13	27		1		1	40	39	4	14	62	58.69	30	8,820	
									40	39			26	31.76	8	6,062	
443	1	40	14	26				5	40	40	1		25	35.20	3	6,833	
	2	21	12	9				2	21	21	1		9	40.55	7	7,571	
	3	7	1	6				1	7	7			6	40.66	1		
	4	118	1	115	1	1			117	116	3	12	114	34.00			
	5	8	5	3					8	8			3	38.33	2		
	6	19	10	9					16	17			8	41.00	2		
	7	22	7	15				1	21	22	2		15	34.33	3	6,833	
	8	23	7	16					22	23	2		15	30.73			
	9	17	7	10					17	17	1		9	38.44	2		
	10	16	7	9					15	16	1		9	33.77	5	4,400	
	11																
	12	42	19	22	1				42	40	4	5	23	37.52	8	5,500	
	13	64	32	32					63	63	3		32	34.59	18	6,750	
446.0	2	266	6	250	3	7		26	256	254	14		245	43.59	1		
	3	71	1	63	3	4		14	64	64	5	1	61	58.31			
	4	11		11					11	11	1		9	39.77			
	5	3		2		1			2	2			1				
	6	95	3	92					95	95	11		91	52.27	3	11,666	
	7	18	1	16	1			2	17	17	1		16	42.37	1		
446.1	1	49	10	38		1		28	48	48	8		37	41.13	7	23,428	
	2	13	4	9				4	13	13			9	60.55	1		
	3	9	2	7				7	9	9	1		6	42.66			
	4	19	5	14				12	19	19			14	45.28	2		
	5	93	16	77				48	93	88	14	1	73	46.42	7	13,714	
	6	47	13	32	1	1			47	45	4		32	49.71	3	12,666	
	7	21	9	12		3			17	18	1		8	59.62	5	13,000	
	8	102	11	88		3		1	94	97	3		86	66.73	2		
	9	67	23	44				2	66	66	1		41	52.60	15	13,600	
	10	115	7	108				2	115	115	2	1	107	58.21	4	26,250	
	11	18	5	11	1	1			17	16			10	52.90	3	35,000	
	12	101	4	92	3	2			96	92	1		85	68.96	1		
	448	1	44	19	25					44	44			25	57.52	5	14,400
2		44	23	21					44	44	1	3	21	69.23	14	19,857	
3		17	11	6					17	17			6	63.33	8	18,375	
4		36	14	21		1			35	35		3	20	49.10	9	16,222	
5		18	5	13					18	18			12	60.26	4	18,250	
6		21	14	7					21	21	1		7	54.71	9	13,333	
7		56	30	26				10	54	56	8	2	26	63.73	19	14,210	
8		56	35	21				1	55	56	1		20	59.80	20	14,525	
9		20	16	4					20	20			4	88.50	15	15,400	
10		41	26	15					41	41			13	60.00	11	15,636	
11		31	20	11					30	30			10	70.00	14	13,178	
12		62	41	21		2			62	62	1		20	64.30	27	12,648	
449		1	44		44					44	44		6	44	34.00		
	7	202	1	199	2			202	200	2	13	199	34.13	1			
	9	23	6	16	1			22	22	2	4	16	35.56	3	9,000		
450	1	53	44	7	2				51	51			7	76.14	36	11,041	
	2	22	21	1					22	22			1	11.583	18	11,583	
	3	47	37	9	1			4	46	46			9	71.22	31	12,548	
	4	32	17	14		1		1	31	30	1		13	69.23	7	15,142	
	5	13	9	4				1	13	13			4	66.25	4	9,250	
	6	27	18	9					27	27			8	58.00	5	9,200	
	7	25	18	7				3	25	25			7	55.71	13	11,307	
	8	36	30	6					33	36			4	60.00	25	11,340	
	10	48	27	20	1				43	46	1	1	21	57.57	17	12,000	
	11	19	18	1					19	19			1	17	12,058	17	12,058
	12	30	24	5	1				30	29			5	59.20	17	10,794	
	13	23	14	9					22	23			9	57.33	6	15,833	
	14	21	18	3					21	21	1		3	55.66	15	13,000	
	15	25	15	10					25	25			10	66.30	8	11,562	
	16	28	19	8		1			28	27			6	55.33	10	15,350	
	17	29	18	11				1	29	29	1		10	86.70	8	12,750	
	452	2	28	25	2	1				27	27		1	2		20	14,125
3		9	7	2				9	9				1		5	16,000	
4		14	11	2			1	14	13			2		10	12,900		

<sup>1</sup>For renter - occupied dwelling units and vacant nonseasonal not dilapidated units, for rent.<sup>2</sup>For owner - occupied dwelling units and vacant nonseasonal not dilapidated units, for sale only.

Table 3.—CHARACTERISTICS OF HOUSING FOR CENSUS TRACTS, BY BLOCKS: 1950—Con.

Census tract	Block	All dwelling units by occupancy and tenure					All dwelling units by condition and plumbing facilities			Occupied dwelling units			Contract monthly rent <sup>1</sup>		Value of one-dwelling-unit structures	
		Total	Owner occupied	Renter occupied	Vacant non-seasonal not dilap., for rent or sale	Other vacant and non-resident	Number reporting	No private bath or dilap.	No running water or dilap.	Total	Persons per room		Number reporting	Average monthly rent (dollars)	Number reporting	Average value (dollars)
											Number reporting	1.51 or more				
452	5	24	19	5		24			24	24		4	45.00	12	14,708	
453	1	4	2	2		4			4	4		1				
	2	34	12	22		33	2	1	34	33	2	18	47.77	1		
	3	14	6	8		14	1		14	11	1	17	42.85	2		
	4	63	33	30		61			63	63		26	49.37	13	11,423	
	5	65	30	35		65	3	1	65	65	2	34	47.27	11	8,827	
	6	57	22	34		57			56	56	3	33	48.30	5	9,500	
	7	13	9	4		13	1		13	13		4	40.80	5	8,600	
	8	28	16	12		28			28	28		11	48.90	9	9,555	
	9	41	27	14		41			41	41	1	14	51.92	15	9,133	
	10	38	27	9		38			36	36		9	50.11	24	8,958	
454	1	20	19	1		20			20	20		1		19	17,131	
	2	7	6		1	7	1	1	6	6				6	15,083	
	3	149	20	129		143	2	2	149	149	1	126	75.28	11	14,590	
	4	21	18	3		21			21	21		3	70.00	15	18,866	
	5	34	24	10		33			34	33		9	74.88	15	17,723	
	6	34	24	9		33	1	1	33	33		9	62.33	12	21,083	
	7	33	21	12	1	33			33	33		9	62.33	14	16,414	
	8	15	9	5		15		2	14	14		1	85.50	5	20,400	
	9	83	13	70		79	16		83	80	4	5	78.54	10	15,680	
	10	31	15	13		29	5		28	28		12	78.41	10	20,500	
	11	47	24	22		46			46	45	1	22	56.22	13	20,730	
	12	22	14	8		19			22	21		5	67.40	9	23,500	
	13	44	19	24	1	42	1	1	43	43		24	65.37	11	17,818	
	14	37	2	33	1	36			35	35	1	34	71.41			
455	1	92		92		92			92	92	2	4	35.03			
	2	80		78	1	80	1	1	78	78	3	8	34.74			
	3	79		78	1	78			78	78	2	3	34.35			
	7	96		96		96			94	94	3	9	33.77			
	8	83		83		82			81	81	1	2	34.67			
9	83		83		83			83	77	1	6	33.98				
456	1	31	26	5		31	1	1	31	31		5	69.00	21	14,595	
	2	19	17	2		19	1	1	19	19		2	10.73	5	10,733	
	3	23	16	7		22			23	23		7	53.42	10	16,900	
	4	7	6	1		7			7	7	1	1	14.20	5	14,200	
	5	21	17	3		20	1	1	20	19	1	3	71.66	11	14,454	
	6	8	8		1	8			8	8				8	15,568	
	7	25	23	2		25	2	2	25	25		1	72.40	21	17,309	
	8	20	15	5		19			20	20		5	72.40	11	14,272	
	9	9	8	1		9			9	9		1	72.40	7	13,142	
	10	41	26	15		41			41	41	1	15	67.20	16	14,718	
	11	9	7	1		9			8	8		1	72.40	6	25,000	
	12	24	19	5		24			24	24		4	73.25	13	15,076	
457	1	49	21	27	1	49	2		48	48		27	47.48	10	10,500	
	2	68	33	33	2	68			66	66	1	34	49.08	13	9,846	
	3	68	37	31		67			68	68		30	53.63	18	11,888	
	4	82	49	33		82	1	1	82	82	1	33	51.09	15	10,400	
	5	64	33	30	1	63	2		63	63	2	31	54.48	19	10,131	
	6	51	28	23		51			51	50		22	55.45	18	10,527	
	7	22	14	8		22	2	2	22	21		7	48.57	9	10,222	
	8	54	31	22		54	3	1	53	53	1	21	46.85	24	11,437	
	9	62	41	19	2	61	2		60	60		21	48.66	25	11,220	
	458	1	24	22	2		23			24	24		1		21	26,333
2		24	23	1		23			24	24		1		19	21,947	
3		22	21	1		22			21	21				19	23,052	
4		25	22	3		24			25	25		3	50.00	20	21,200	
5		29	24	4	1	29			28	28		4	76.75	20	18,150	
6		32	28	4		31			32	31	1	4	76.75	25	18,320	
7		17	17			15			17	17				17	19,352	
8		22	19	2		22			21	21		2		18	19,621	
9		45	11	33		44	1	1	44	44		31	74.00	10	19,300	
10		136	12	124		134	1	1	136	136		121	63.33	6	22,000	
11		22	10	10		22	1	1	20	20		10	79.20	5	18,200	
459	1	33	21	12		32			33	33		12	50.83	15	10,773	
	2	77	27	45	5	76			72	72		47	53.70	8	11,975	
	3	82	39	42		82			81	81	1	41	49.26	13	10,884	
	4	68	29	38		67			67	67		35	47.00	19	9,526	
	5	76	31	45		76			76	74	1	43	50.06	4	12,500	
	6	49	27	22		49			49	49		22	51.09	14	10,785	
	7	44	26	18		43			44	43	1	16	59.37	16	9,718	
	8	64	33	31		64			64	64		31	54.25	17	10,400	

<sup>1</sup>For renter - occupied dwelling units and vacant nonseasonal not dilapidated units, for rent.  
<sup>2</sup>For owner - occupied dwelling units and vacant nonseasonal not dilapidated units, for sale only.

Table 3.—CHARACTERISTICS OF HOUSING FOR CENSUS TRACTS, BY BLOCKS, 1950—Con.

Census tract	Block	All dwelling units by occupancy and tenure					All dwelling units by condition and plumbing facilities			Occupied dwelling units			Contract monthly rent <sup>1</sup>		Value <sup>2</sup> of one-dwelling-unit structures		
		Total	Owner occupied	Renter occupied	Vacant non-seasonal not dilap., for rent or sale	Other vacant and non-resident	Number reporting	No private bath or dilap.	No running water or dilap.	Total	Persons per room		Number reporting	Average monthly rent (dollars)	Number reporting	Average value (dollars)	
											Number reporting	1.51 or more.					Occupied by non-white
459	9	82	42	40		82			82	82	1	40	4 672	15	10 266		
460	1	45	2	43		44	5		45	39	1	41	5 285	1	13 000		
	2	14	7	7		14			14	14		8	5 100	3			
	3	13	4	8		11	3		12	12	1	7	6 625	2			
	4	115	11	103		97	4	1	114	107	5	102	5 436	1			
	6	79	1	78		74			79	75	10	71	5 414				
	7	79	4	75		66	11		79	70	4	69	5 411	1			
	8	38	5	33	1	35	3		37	37		32	5 259	1			
	9	37	1	36		33	6		37	37	1	36	4 930				
	10	31	10	21		28	7		31	29	1	21	5 757	6		12 833	
	11	160	10	150		136	6	3	160	151	11	148	5 666	8		12 250	
	12	34	14	20		34	4		34	32		19	4 447	6		8 333	
	13	58	22	33	3	56	7		55	54	2	33	5 796	12		8 941	
	14	20	8	12		15	1	1	20	19		9	3 655				
	16	34	7	26	1	33			33	32		26	4 734				
	17	11	3	6	2	11			9	9	1	8	4 775				
	18	2															
	19	65	8	56	1	63	6		64	63	1	54	4 748	4		24 750	
	20	91	15	73	3	89			88	86	5	73	5 024	7		12 428	
	461	1	40	10	30		40	3	1	40	40	1	29	3 793		4	8 250
		2	66	28	38		66	1	1	66	66		37	4 740		11	10 109
3		46	13	33		44			46	46		32	4 840	4	11 425		
4		57	11	44	2	55		1	55	55	3	45	3 888				
5		44	16	25	3	42			41	39		26	5 307	5	14 900		
6		12	1	11		10			12	12	3	11	4 445				
7		25	4	21		25			25	25	1	20	4 700				
8		24	13	11		24			24	24	1	10	5 600	6	9 583		
9		32	18	14		30			32	30		12	5 266	8	11 500		
10		55	17	37	1	55			54	54		35	4 134	2			
462	1	32	21	10		29			31	29		8	8 012	13	10 407		
	2	22	17	4		20			21	19		3	4 500	10	12 900		
	3	13	6	7		13			13	13		6	5 866	4	16 500		
	5	100	54	45		99			99	99	1	45	5 540	39	11 910		
	6	32	19	18		37	2	2	37	36		16	4 318	11	9 727		
	7	12	9	3		11			12	12		3	4 666	9	9 388		
	8	43	18	24	1	43			42	42		24	4 808	5	9 400		
	9	24	17	7		22			24	24	1	7	8 242	13	12 769		
	10	29	16	13		26			29	28		12	4 675	12	13 041		
	11	31	27	3		30			30	30		3	5 333	26	11 826		
	12	30	21	8		29			29	28	1	8	7 187	12	12 500		
	13	75	42	33		72	3		75	71		30	5 500	29	13 155		
	14	42	18	19	1	42			37	37		19	4 647	13	11 576		
	15	79	31	47	1	79	2		78	78		47	5 772	19	10 605		
	16	60	13	47		60			60	60	1	43	4 293	7	11 857		
	17	59	27	28	1	58		1	55	53		24	6 879	18	12 194		
	18	81	22	50	3	81	7	1	72	70	1	46	6 850	7	15 142		
	463	1	6	2	4		6	1		6	6		4	6 625			
2		49	10	36	2	48	3		46	46	2	34	5 597	1			
3		68	24	44		57			68	68		43	5 895	5	9 800		
4		99	37	61	1	85	1		98	97	2	57	5 868	12	9 233		
5		118	12	103	2	111	1		115	114	11	103	6 072	4	10 125		
6		17	2	3	12	17			5	5		15	10 933	1			
7		136	31	98		133	1	1	129	126	4	95	5 596	3	10 333		
8		58	24	33		57			57	52	1	33	4 172	7	9 428		
10		37	23	14		37			37	37	1	12	4 633	10	9 600		
11		95	46	46	1	94			92	92	1	45	5 335	14	8 964		
464		1	14	14			14			14	14				14	37 214	
	2	19	18	1		18			19	19		1		18	32 305		
	3	12	11	1		12	1	1	12	12				9	28 888		
	4	11	10	1		11			11	11		1		9	26 111		
	5	16	15	1		16			16	16		1		12	32 666		
	6	16	14	2		16			16	14		2		13	26 538		
	7	16	16			16			16	16				16	27 562		
	8	20	17	3		18			20	18		2		16	28 125		
	9	19	18	1		18			19	19				17	31 764		
	10	146	15	131		134	1		146	139	3	125	6 867	12	37 500		
	11	21	17	4		14			21	19		1		16	16 875		
465	1	7	3	4		7			7	7		4	4 600				
	2	28	12	16		27			28	27		16	4 843	1			
	3	52	41	41		49	8		52	51		39	5 464				
	4	63	21	41	1	61	2	1	62	61		41	4 500	1			
	5	74	21	53		74			74	73	1	52	4 890	7	11 428		
	6	97	22	74	1	97	1	1	96	96	2	75	4 928				

<sup>1</sup>For renter—occupied dwelling units and vacant nonseasonal not dilapidated units, for rent.<sup>2</sup>For owner—occupied dwelling units and vacant nonseasonal not dilapidated units, for sale only.

Table 3.—CHARACTERISTICS OF HOUSING FOR CENSUS TRACTS, BY BLOCKS: 1950—Con.

Census tract	Block	All dwelling units by occupancy and tenure					All dwelling units by condition and plumbing facilities			Occupied dwelling units			Contract monthly rent <sup>1</sup>		Value <sup>2</sup> of one-dwelling-unit structures		
		Total	Owner occupied	Renter occupied	Vacant non-seasonal not dilap. for rent or sale	Other vacant and non-resident	Number reporting	No private bath or dilap.	No running water or dilap.	Total	Persons per room		Occupied by non-white	Number reporting	Average monthly rent (dollars)	Number reporting	Average value (dollars)
											Number reporting	1.51 or more					
465	7	46	19	25	2	45	1	1	44	43	2	26	43.50	2			
	8	39	11	28		33			39	39		27	37.74	1			
	9	125	29	95	1	116			124	121	1	27	50.20				
	10	72	27	45		60			72	70		21	54.46	6	10,916		
	11	44	26	17		42	2	2	43	41		16	52.12	16	9,843		
	12	76	38	36	2	74			74	72		35	57.27	18	11,500		
13	48	10	38		44	1	1	48	47		37	47.29	2				
466	1	23	21	1		21	1		22	21		1		15	29,733		
	2	61	15	46		60			61	58	2	2		12	31,250		
	3	96	8	88		96			96	94	1	22	61.13	2			
	4	109	11	97		107	1		108	108	7	94	59.62	4	29,750		
	5	11	6	4		11	1		10	10		9	69.25	4	38,500		
	6	12	2	10		12			12	12	2	4	51.33				
7	17	7	9		14	2		16	16		4	64.50	2				
467	1	20	12	8		19			20	20	1	8	95.50				
	2	91	47	41		81	2	2	88	86	1	38	83.05	11	12,045		
	3	111	15	91	2	105	1	1	106	105	7	88	64.09	7	13,314		
	4	106	21	85		103			106	102	3	77	66.98	13	15,869		
	5	46	21	24	1	45			45	44		22	56.86	14	15,642		
	6	46	23	23		46			46	46		22	67.31	12	15,291		
	7	40	23	13		40			40	40		12	66.66	20	14,930		
	8	139	27	109	1	139	2	2	136	135	7	106	64.28	14	18,350		
	9	154	17	134	1	152	1	1	151	151	7	130	61.65	12	12,500		
	468	1	23	12	11		23	1	1	23	23		11	47.90	9	11,166	
2		24	12	12		24			24	24		12	49.23	7	10,285		
3		78	39	39		76	10	8	78	78	2	139	56.28	14	11,928		
4		56	33	20	1	56	3		53	53		20	67.40	24	12,312		
5		61	10	50		52	1	1	60	56	3	47	49.27	22	8,500		
6		50	35	15		48	13		50	49		13	46.15	22	8,477		
7		78	50	26		76	13		76	67		22	55.68	36	12,958		
8		70	42	26	1	67	14		68	67		22	49.33	24	10,604		
9		117	47	70		112			117	112	3	63	45.92	31	11,096		
10		101	56	45		95			101	93		36	54.25	18	10,611		
11		94	64	30		94	4	4	92	92	5	28	44.28	47	10,063		
12		42	29	13		42	5	5	42	42		12	48.00	18	9,444		
13		19	14	5		19	3	2	19	16		5	37.40	12	9,750		
469	1	13	5	8		13			13	13	1	7	69.71				
	2	12	14	11	1	12	2	1	12	12	1	109	66.04	4	15,125		
	3	16	10	6	1	16	1	1	14	14	3	64	43.30	6	15,500		
	4	71	8	63		68	1	1	71	68	3	57	66.43	8	11,751		
	5	81	16	65		72	1	1	81	80	6	63	55.95	16	14,000		
	6	124	21	103		121			124	123	2	100	61.99	16	17,333		
	7	196	44	191	1	191			195	195	2	184	58.03	3	15,888		
	8	47	19	28		47	10		47	46	2	24	62.12	9	15,888		
	9	114	27	86	1	110	1	1	113	111	2	84	62.12	9	9,988		
	10	121	24	96		119	2		120	120	2	98	57.80	9	13,777		
	11	112	2	109	1	110			111	110	3	105	60.82	1			
470	1	6	6			6			6	6				6	13,416		
	2	35	23	12		34			35	34		12	51.16	17	10,000		
	3	27	23	4		27			27	27		4	60.00	21	9,904		
	4	41	18	21		41		2	39	39		21	49.42	11	10,636		
	5	10	7	3		10			10	10		3	56.66	5	9,200		
	6	48	22	26		47	3	3	48	47		25	43.68	3	11,166		
	7	30	27	3		26			30	30		3	45.00	24	9,958		
	8	39	30	9		37			39	39		9	57.77	24	9,341		
	9	40	35	5		40			40	39		5	58.00	31	9,735		
	10	23	23			23			23	23				22	11,204		
	11	74	48	23	1	73			71	70	1	23	50.69	34	8,905		
	12	87	40	45	2	86			85	85	1	45	40.60	20	9,800		
	13	77	43	34		77			77	77	5	34	49.47	34	8,794		
	14	9	6	3		9	3	2	9	9	1	3	38.00	3	10,666		
	16	27	11	15		26		1	26	26		15	39.40	7	7,142		
	17	32	16	14	2	31			30	29		14	49.92	11	9,090		
	18	41	16	23	2	38			39	38		23	42.91	2			
19	24	17	7		23			24	24		7	42.14	16	9,968			
20	33	24	7		31			31	31		6	51.50	19	9,315			
21	37	22	15	2	37			37	37		15	45.13	16	9,031			
471	1	56	30	24	1	55			54	53	3	25	51.84	8	24,625		
	2	47	17	30		46			47	47	2	27	48.55				
	4	52	28	24		52			52	51		23	62.78	13	11,076		
	5	27	22	4		27	1		26	25	1	1		19	12,352		
	7	44	2	38		43			40	40	2	35	52.62				
	8	101	8	89		97	4		97	96	4	86	53.10	2			
9	114	9	103	1	109			112	110	5	96	46.39	3	14,500			

<sup>1</sup>For renter - occupied dwelling units and vacant nonseasonal not dilapidated units, for rent.  
<sup>2</sup>For owner - occupied dwelling units and vacant nonseasonal not dilapidated units, for sale only.

## HOUSING—BLOCK STATISTICS

Table 3.—CHARACTERISTICS OF HOUSING FOR CENSUS TRACTS, BY BLOCKS: 1950—Con.

Census tract	Block	All dwelling units by occupancy and tenure					All dwelling units by condition and plumbing facilities			Occupied dwelling units				Contract monthly rent <sup>1</sup>		Value <sup>2</sup> of one-dwelling-unit structures	
		Total	Owner occupied	Renter occupied	Vacant non-seasonal not dilap., for rent or sale	Other vacant and non-resident	Number reporting	No private bath or dilap.	No running water or dilap.	Total	Persons per room		Occupied by non-white	Number reporting	Average monthly rent (dollars)	Number reporting	Average value (dollars)
											Number reporting	1.51 or more					
471	10	68	47	19	1	1	68	1	66	66	1		20	64.75	37	10,508	
	11	72	40	29		3	71		69	69			29	60.34	21	11,333	
	12	34	14	19	1	3	34	10	33	33	1		19	34.42	13	8,830	
472	1	6	6			6			6	6					6	44,831	
	2	34	33	1		34			34	34			1		31	27,193	
	3	19	17	3		19			19	19			3	64.66	14	28,571	
	4	17	13	4		17			17	16					17	30,235	
	5	13	11	2		13			13	11					11	26,909	
	6	21	21		1	21			21	21					21	31,095	
	7	21	21			21			21	21					21	38,952	
	8	25	25			25			25	25					25	22,480	
	9	21	21			21			21	20					20	22,480	
	10	22	22			22			22	22					22	24,795	
	11	12	9		3	12			9	9					8	19,562	
	12	11	11			11			11	11					10	17,600	
	13	22	21	1		22			22	22					20	21,675	
	14	13	11	2		13			13	13				2	9	24,222	
	15	25	17	8		25			24	24				2	8	22,500	
	16	26	17	6	1	23			23	23				5	10	21,517	
	17	19	15	3	1	19			18	18				3	17	21,000	
	18	27	25	1	1	27			26	26					24	19,083	
	19	37	29	8		37			37	37				8	22	19,409	
	20	31	22	8	1	30			30	30				7	15	18,433	
	21	20	18	2		20			20	20				2	14	15,928	
	22	24	19	4	1	23		1	23	22				3	17	18,235	
	23	14	11	2		14		1	13	13				1	11	14,636	
473	1	62	27	32		3	59	3	59	58	2		30	53.63	11	11,363	
	2	63	28	32	1	2	62	3	60	60	2		30	43.53	8	8,162	
	3	63	28	33	1	1	61	2	61	61	2		30	54.62	4	13,350	
	4	39	22	16		1	39	3	38	38			1	55.93	11	9,909	
	5	3	1	2			3		3	3							
	6	7	5	2		1	6		6	5		1			4	7,700	
	7	2					2		2	2							
	8	33	5	20		8	24	3	25	23				19	33.26	1	
	10	11	2	9			11		11	11				9	52.66	6	11,666
	11	46	14	32			46		46	46	2		3	54.18	6		
	12	10	9	1			10		10	10			1		9	12,055	
	475	1	26	8	18			26	1	26	26			18	52.16	1	
2		27	12	15			27		27	27			15	58.13	7	12,142	
3		11	8	3			11		11	11			3	78.00	6	10,000	
4		7	4	3			7		7	7			3	30.00	3	12,000	
5		4	4				4		4	4			3	63.33	3		
6		36	15	21			34		36	36			21	55.47	3	16,000	
7		58	3	53	1	1	56	1	56	56	1		49	71.95			
8		46	17	28		1	44		45	45			26	69.53	14	12,214	
9		40	32	8			36		40	36	1		6	56.16	27	11,425	
10		53	38	11	1	3	51	1	49	49	1		11	48.36	24	12,375	
11		49	21	24	1	3	47	1	45	45	1		22	41.95	13	12,000	
476	1	4	3	1		4			4	4			1		3	19,166	
	2	3	3			3			3	3					3	25,000	
	3	3	3			3			3	3					3	15,000	
	4	7	6	1		7	1		7	7			1		6	22,333	
	5	5	4		1	5			4	4					4	15,500	
	6	10	10			10			10	10					8	19,687	
	7	13	13			13			13	13					11	22,727	
	8	6	6			6			6	6					5	24,500	
	9	26	21	4		26			25	25				4	19	24,157	
	10	30	22	5	1	3	30		28	28				24	19,916		
	11	11	8	1	2		11		9	9			1		9	17,555	
	12	16	13	2	1		15		15	15			1		11	24,161	
	13	14	11	1	1	1	14	1	12	12					11	18,272	
	14	31	23	8			29	1	31	30					18	22,944	
	15	13	7	1	4	1	12		8	8				1	7	19,928	
	16	16	6	4	6		16		10	10				4	11	25,636	
	17	32	24	8			32		32	31				7	19	22,105	
	18	7	5	2			7		7	7				1	3	19,000	
	19	38	34	4			37		38	37				3	27	19,796	
477	1	51	36	15		51			51	51			14	47.21	24	10,437	
	2	53	33	18		53			51	51			18	39.27	18	11,583	
	3	57	32	25		2	57	1	57	57	1		22	50.09	10	13,500	
	4	75	23	50		2	75	1	73	73			49	57.08	2		
	5	82	21	59	1	1	81		80	80		1	55	55.96	2		
	6	56	21	34		1	53		55	55	1	1	34	39.61	4	9,500	
	7	37	13	24			36		37	36			23	49.47	2		
	8	108	43	64	1		101	2	107	105	3	1	63	44.01	9	10,000	

<sup>1</sup>For renter-occupied dwelling units and vacant nonseasonal not dilapidated units, for rent.<sup>2</sup>For owner-occupied dwelling units and vacant nonseasonal not dilapidated units, for sale only.

Table 3.—CHARACTERISTICS OF HOUSING FOR CENSUS TRACTS, BY BLOCKS: 1950—Con.

Census tract	Block	All dwelling units by occupancy and tenure					All dwelling units by condition and plumbing facilities			Occupied dwelling units			Contract monthly rent <sup>1</sup>		Value <sup>2</sup> of one-dwelling-unit structures		
		Total	Owner occupied	Renter occupied	Vacant non-seasonal not dilap., for rent or sale	Other vacant and non-resident	Number reporting	No private bath or dilap.	No running water or dilap.	Total	Persons per room		Occupied by non-white	Number reporting	Average monthly rent (dollars)	Number reporting	Average value (dollars)
											Number reporting	1.51 or more					
478	1	9	7	2		8			9	8			1		7	315.00	
	4	175	2	1	169	3	165		3				99	96.76			
	5	111	1		110		92		1	1			76	96.61	1		
	6	10			10		10						10	91.50			
	8	16	12	4			13		16	14			3	48.33	10	17.950	
	9	7	6	1			6		7	7					6	25.600	
	10	3	3				3		3	3			1		1		
	11	9	9				9		9	9					9	26.444	
	12	12	12				11		12	12					12	25.666	
	13	4	2	2			4		4	4			2		2		
	14	27	21	4	2		26		25	25			4	77.50	17	18.323	
	15	21	14	7			21		21	21			7	69.42	11	22.272	
	16	101	12	81	7	1	91		93	91	3		79	98.37	11	140.90	
	17	13	8	5			7		13	13			5	87.80	8	241.25	
	18	12	10	2			11	1	12	11	1		2		6	241.66	
	19	10	7	3			9		10	10			3	80.00	5	15.400	
	20	10	4	6			9		10	10			6	118.33	1		
	21	31	25	5	1		30		30	30			5	55.00	21	15.452	
	23	37	31	6			37		37	37			4	58.75	27	115.74	
	24	47	33	14			47		47	47			14	46.85	31	101.54	
	25	42	32	10			41		42	42	1		10	49.30	29	9.689	
	26	47	39	7	1		46		46	46			7	60.28	34	8.985	
	27	99	36	59	2		89		95	94	2		58	78.27	34	8.794	
	28	29	22	5	1	1	27		27	27			5	70.60	19	105.00	
	29	24	18	6			23		24	24			6	55.83	16	11.993	
	30	47	14	19	12	2	46		33	33			29	99.27	14	12.357	
	479	1	113	24	89		113	1	1	113	113	7		81	57.97	12	124.16
		2	27	9	18		24	1	1	27	26			16	52.25	5	124.00
		3	52	23	29		51	1	1	52	52			28	63.82	13	130.00
		5	13	12	1		13	1	1	13	13			1		11	12.536
6		75	38	37		73	2	2	75	73			36	62.55	26	12.750	
7		70	31	39		70	1		70	70	1		38	64.84	16	12.656	
11		19	15	4		18	1		19	18			3	66.66	8	10.812	
13		109	49	57	2	1	109	1	1	106	104	5	58	57.56	44	112.84	
14		38	35	3			37		38	37			1		24	10.754	
15		43	36	6	1		42		42	42			6	57.50	29	11.862	
16		67	50	17			66	2	67	67	1		17	49.88	41	10.922	
17		49	37	12			49	1	49	49	1		12	47.75	32	10.328	
18		49	28	21			49	7	49	49	2		19	41.36	12	7.646	
19		50	22	28			50	5	50	50	1		28	45.53	3	9.333	
20		44	22	22			42	5	44	43	1		21	47.38	14	8.892	
21		28	14	13	1		26		27	27	1		14	55.07	7	9.657	
480		1	10	9	1		10			10	10			1		4	21.250
		2	26	15	11		25			26	26			10	58.80	9	10.377
		3	34	16	18		31			34	34			18	48.05	12	12.941
		4	51	30	20	1	51			50	50	1		21	51.61	23	10.769
		5	38	30	8		38	1		38	38			8	54.1	23	9.673
	6	54	33	21		54			54	54			20	49.60	27	10.281	
	7	32	30	2		32			32	32			1		28	10.107	
	8	34	29	4		34		1	34	33			3	68.33	25	9.700	
	9	28	20	8		28			28	28			8	66.75	17	10.382	
	10	21	15	6		19			21	19			4	52.75	10	14.400	
	11	16	12	4		15			16	16			4	40.50	9	14.722	
	12	19	14	5		18			19	17			4	77.50	8	18.875	
	13	35	12	21	2		35	1	33	33			23	53.91	2		
	14	18	11	7		17			18	18			7	70.42	4	14.375	
	15	9	4	4		9		1	8	7			4	54.00	2		
	16	5	2	2	1		4		4	4			3	73.33	2		
	17	16	11	5		16			16	16			3	61.66	8	12.750	
	18	19	14	5		19			19	19			5	42.20	6	11.333	
	19	20	16	4		18			20	20			3	41.66	12	9.666	
	20	73	51	20		72		2	71	71	1		19	51.15	35	8.894	
481	1	1															
	2	257	12	238	4	3	237	1	250	248	10		234	60.68	4	18.000	
	3	203	10	192			160	1	202	193	6		184	54.66	1		
	4	224	29	192	2	1	212		221	210	6		183	56.27	12	10.500	
	5	95	60	34			83	1	94	93			32	58.84	28	9.714	
	6	97	44	53			84	2	97	97	4		51	53.25	20	10.500	
	7	43	17	26			34	3	43	41			24	46.54	7	10.357	
	8	5		5			4		5	5	1		4	48.75			
	9	10		10			10		10	10			10	43.40			
482	1	37	29	8		35			37	37			8	64.12	23	17.173	
	2	28	27	1		28			28	28			1		26	22.346	
	3	117	14	100	3		115	1	114	112	1		97	62.91	13	23.692	
	4	21	16	3	1	1	21		19	19			3	110.00	15	25.000	
	5	22	22				22		22	21					22	21.772	
	6	18	13	5			18		18	18			4	52.00	11	15.681	
	7	16	14	2			16		16	16			1		10	17.100	
	8	25	10	14	1		25		24	24			14	46.28	3	17.333	

<sup>1</sup>For renter - occupied dwelling units and vacant nonseasonal not dilapidated units, for rent.  
<sup>2</sup>For owner - occupied dwelling units and vacant nonseasonal not dilapidated units, for sale only.



HOUSING—BLOCK STATISTICS

Table 3.—CHARACTERISTICS OF HOUSING FOR CENSUS TRACTS, BY BLOCKS: 1950—Con.

Census tract	Block	All dwelling units by occupancy and tenure					All dwelling units by condition and plumbing facilities			Occupied dwelling units			Contract monthly rent <sup>1</sup>		Value <sup>2</sup> of one-dwelling-unit structures		
		Total	Owner occupied	Renter occupied	Vacant non-seasonal not dilap., for rent or sale	Other vacant and non-resident	Number reporting	No private bath or dilap.	No running water or dilap.	Total	Persons per room		Occupied by non-white	Number reporting	Average monthly rent (dollars)	Number reporting	Average value (dollars)
											Number reporting	1.51 or more					
482	9	17	4	13					17	17			13	40.46	1		
	10	16	2	14		17			16	16			13	92.15	2		
	11	9	6	2	1	9			8	8			3	90.00	3	23,333	
	12	9	9			9			9	9					9	15,111	
	13	37	23	13	1	37	1		36	36			13	43.53	20	10,900	
483	1	103	50	52		1			102	102	4		50	58.36	21	10,476	
	2	87	27	57		3			83	84	3		57	57.45	3	14,500	
	3	26	10	16				1	26	25	1		15	46.20	5	8,700	
	4	69	20	49					67	69	3		49	45.93	3	10,833	
	5	89	36	52	1				88	86	5		49	39.10	13	10,961	
	6	34	15	18	1				34	33	1		19	45.21	2		
	7	43	23	18	1	2			43	41			18	46.77	10	12,650	
	8	40	25	15					40	40	1		15	48.13	10	12,120	
	9	24	10	14					23	24			14	53.42	4	14,000	
	10	84	32	51	1				80	82	1		52	38.53	3	6,333	
484	1	12	11	1			5	5	12	11	1		1		9	8,333	
	2	43	33	8	1	1			41	41			7	61.28	30	10,266	
	3	47	38	8	1				46	46			8	50.25	30	9,600	
	4	52	47	5					51	52			5	51.60	42	9,000	
	5	48	41	7					48	48	1		7	55.14	39	9,102	
	6	49	42	7					47	48			7	46.28	36	8,652	
	7	38	30	8					36	38			8	56.25	26	9,923	
	8	19	13	5		1			18	18			5	53.00	9	13,388	
	9	16	14	2				2	16	16			2		12	10,958	
	10	21	16	5				1	21	21	1		4	71.00	12	12,125	
	11	15	11	4				1	15	15			4	62.50	9	13,055	
	12	21	19	2				1	20	21			2		17	11,058	
	13	128	16	110	2			1	127	126	45		110	65.44	11	10,863	
	14	88	46	41	1			1	86	87			41	40.58	20	11,925	
	15	92	45	45	1	1		1	92	90			41	52.31	33	10,115	
485	1	20	11	7	1	1			18	18			8	55.00	5	16,100	
	2	29	23	6					29	29			6	61.33	21	15,476	
	3	43	18	24	1				42	41		1	23	50.95	5	15,600	
	4	26	8	18				1	26	26	1		17	39.11	2		
	5	11	5	6					11	11			6	32.50	2		
	6	13	7	6					13	13			6	57.16	4	16,500	
	7	3	2	1					3	3			1		2		
	10	4	2	2					4	4			2		2		
	11	29	16	13					29	29			11	62.27	4	17,750	
	489	1	3	2	1					3	3			1		1	
		2	32	11	21			6	4	32	30	1		19	32.57	6	10,833
3		10	2	7		1			9	9			7	35.00			
4		11	1	10					11	11	1		10	33.00			
5		3	2	1					3	3			1		1		
6		3	2	1			2		3	3	1		1		2		
8		6	3	3			2	1	6	6	1		3	33.33	1		
9		10	3	7					10	10			3	32.66	4	9,500	
10		21	10	11					21	21			11	44.00	5	10,400	
12		28	11	17				9	28	28	1		17	39.94	3	11,000	
13		10	6	4					10	10			3	35.00			
14		11	4	7					11	11			7	30.57	4	5,000	
15		1							1	1							
16		1							1	1							
18		23	22	1					23	23	1		1		21	11,857	
19	29	25	3		1			29	28	1		3	65.00	23	10,782		
20	7	5	1				3	7	7	2		12	63.91	43	11,174		
21	3	3						3	3					3	3,333		
22	7	4	3					7	7			3	28.33	3	12,666		
23	4	1	3				2	4	4			3	26.66	1			
25	2							2	2								
492	8	25	25						25	25					25	15,940	
	9	9	9						9	9					8	16,062	
	10	64	39	25			1	1	64	64			25	77.36	16	16,218	
	11	47	38	9					47	47	2	1	9	87.22	31	12,080	
	13	57	42	11	2	2		3	53	53	1		12	62.66	26	13,038	
	14	33	17	14					33	31			16	93.62	15	12,333	
	15	34	16	17		1		2	33	33			17	104.52	13	17,846	
	16	32	24	8					32	32			17	87.00	18	14,222	
	17	81	64	16		1			75	79			14	66.64	47	11,982	
	18	31	27	3	1			2	29	30		1	2		20	12,600	
	19	65	56	8		1			63	64			8	53.87	47	11,961	
20	57	39	18					57	57	1		18	66.66	28	12,428		
21	39	36	3					38	39			3	46.00	35	11,128		
493.0	1	37	26	11					37	37	1		11	55.90	20	11,625	

<sup>1</sup>For renter-occupied dwelling units and vacant nonseasonal not dilapidated units, for rent.  
<sup>2</sup>For owner-occupied dwelling units and vacant nonseasonal not dilapidated units, for sale only.

Table 3.—CHARACTERISTICS OF HOUSING FOR CENSUS TRACTS, BY BLOCKS: 1950—Con.

Census tract	Block	All dwelling units by occupancy and tenure					All dwelling units by condition and plumbing facilities			Occupied dwelling units			Contract monthly rent <sup>1</sup>		Value <sup>2</sup> of one-dwelling-unit structures		
		Total	Owner occupied	Renter occupied	Vacant non-seasonal not dilap., for rent or sale	Other vacant and non-resident	Number reporting	No private bath or dilap.	No running water or dilap.	Total	Persons per room		Occupied by non-white	Number reporting	Average monthly rent (dollars)	Number reporting	Average value (dollars)
											Number reporting	1.51 or more					
493.0	2	33	17	16					33	32	2		16	39.62	5	9,600	
	3	62	43	19				3	62	59	2		16	38.75	31	10,048	
	4	26	18	7		1			25	24			6	46.83	14	11,857	
	5	32	29	2					31	30			2		23	11,869	
	6	35	20	14	1				35	34	2		15	36.46	11	10,272	
	7	28	14	14					27	28	1		14	39.71	5	8,100	
	8	18	10	8					16	18			7	40.42	3	10,666	
	9	8	4	4					8	8			4	40.25	3	13,333	
	10	55	24	31					54	55	2		31	47.83	6	8,166	
	11	56	27	28	1				56	55			29	38.00	3	7,000	
	12	51	19	20	12				49	39	1		17	42.88	8	7,500	
	493.1	1	18	10	8				18	18	18	2		8	34.25	1	
2		157	68	83	2	4		154	151	145	2		84	41.03	3	8,000	
3		7	1	5		1		7	6	6			5	42.40			
4		73	19	53		1		72	72	71	3		51	41.17	1		
5		106	34	61		11		103	95	92	1		59	46.64	3	14,666	
6		38	11	27				36	38	37		1	25	43.80			
7		48	11	35	1	1		47	46	45			35	38.68	3	10,333	
8		80	25	54	1			80	79	79	1		54	43.81	1		
9		89	25	63	1			88	88	87			62	40.24	1		
10		31	11	19	1			27	3	30	1		18	39.27	4	10,750	
11		10	7	3				9	10	10	1		3	44.00	2		
12		22	4	17		1		20	2	21			17	35.29			
13		60	24	36				59	60	59			36	36.50	1		
14		33	20	13				33	33	33			13	44.53	9	10,222	
494	1	38	34	4			38	38	38	38	1		4	48.75	33	10,393	
	2	20	16	4			20	20	20	20			3	54.00	15	10,966	
	3	10	8	2			10	10	10	10			2		7	10,571	
	4	38	33	4	1		38	37	37	37			3	60.00	28	11,342	
	5	47	41	5	1		47	46	46	46			6	43.83	35	10,757	
	6	2															
	7	59	51	6		2		59	57	56	1		6	49.66	46	9,010	
	8	64	53	8	1	2		63	61	60			7	53.14	49	8,883	
	9	63	55	8				63	63	62		1	8	61.50	48	9,712	
	10	51	48	3				51	51	51			2		46	10,260	
	11	57	45	11	1			57	56	56			11	58.63	35	9,877	
	12	66	54	12				66	66	66	1		12	54.25	44	9,011	
	13	57	52	4	1			57	56	56			5	52.20	51	9,313	
	14	74	52	22				74	74	73			22	50.77	33	9,266	
495	2	17	9	8			17	2	17	17			8	33.00	6	7,916	
	3	14	6	8			14	2	14	14			8	35.37	4	5,625	
	4	26	10	16			26	1	26	26	2		16	34.50	5	9,200	
	5	52	20	32			52		52	52			31	35.48	5	8,600	
	6	48	20	28			48	5	48	48			28	35.21	6	10,916	
	7	29	14	15			29	1	29	29			15	33.13	9	10,222	
	8	38	21	16	1		38	9	37	37	3		17	41.64	6	12,166	
	9	36	15	20	1		35	2	35	35			21	30.42	8	7,750	
	10	16	10	5		1		16	15	15			5	41.00	5	5,600	
	11	52	30	22			51	7	52	52	1		21	40.19	17	8,147	
	12	72	24	48			71	16	9	72	72	2	48	35.04	7	9,428	
	13	53	24	29			52	6	6	53	53		29	43.96	10	9,750	
	14	36	13	22			36	9	2	35	35		22	38.04	9	9,500	
	15	73	31	42	1		73	1	1	73	72		39	40.15			
	16	39	17	22			39	1		39	39		22	42.00	2		
	17	31	20	11			31	2	2	31	31		10	41.10	13	10,192	
	496	1	39	32	3	1	3	39	2	2	35	35	1	2		29	11,810
2		43	38	5			43	4	4	43	43		5	57.60	33	11,469	
3		45	38	5		2	44	5	5	43	43		4	61.25	34	13,411	
4		46	40	6			45	5	5	46	46		5	53.20	36	9,597	
5		53	46	7			44			53	52		7	46.42	37	14,000	
6		60	41	18	1		52	2		59	59		19	50.26	22	9,486	
7		49	41	8			49			49	48	1	8	53.12	33	9,757	
8		30	9	21			29			30	30	2	20	36.95	7	10,357	
9		35	18	16	1		32			34	34	1	16	41.81	11	10,045	
10		33	23	9	1		29	2		32	31		9	38.00	19	9,763	
11		38	26	10	1	1	37			36	34		10	44.60	18	9,861	
12		60	20	40			58			60	58	2	40	48.32	14	10,092	
13		26	20	2	4		26			22	22		2		21	12,047	
14		22	6	13	2	1	22			19	19		15	52.73	4	13,500	
15		1															
497	1	53	35	18			51	1	1	53	52	2	17	58.29	20	12,200	
	2	20	13	7			20	2	2	20	20	1	7	38.00	10	8,700	
	3	80	42	38			79	6	1	80	80		36	46.16	19	8,605	
	4	113	61	52			113			113	113	2	52	43.48	23	10,304	
	5	40	36	4			38			40	39		4	56.50			

<sup>1</sup>For renter - occupied dwelling units and vacant nonseasonal not dilapidated units, for rent.  
<sup>2</sup>For owner - occupied dwelling units and vacant nonseasonal not dilapidated units, for sale only.

Table 3.—CHARACTERISTICS OF HOUSING FOR CENSUS TRACTS, BY BLOCKS: 1950—Con.

Census tract	Block	All dwelling units by occupancy and tenure					All dwelling units by condition and plumbing facilities			Occupied dwelling units			Contract monthly rent <sup>1</sup>		Value <sup>2</sup> of one-dwelling-unit structures		
		Total	Owner occupied	Renter occupied	Vacant non-seasonal not dilap., for rent or sale	Other vacant and non-resident	Number reporting	No private bath or dilap. <sup>3</sup>	No running water or dilap.	Total	Persons per room		Occupied by non-white	Number reporting	Average monthly rent (dollars)	Number reporting	Average value (dollars)
											Number reporting	1.51 or more					
497	6	55	44	11		55	1	1	55	55			11	53.90			
	7	71	51	20		71	2		71	71	2		19	48.47			
	8	44	35	9		44			44	44			8	34.62			
	9	53	36	17		46	1		53	53			17	39.29			
	10	49	23	26		48			49	49			22	39.27			
	11	53	18	35		52	2	1	53	53	1		33	32.93	5	11,740	
	12	91	39	52		91	10	4	91	91	1		49	36.00	8	9,375	
	498	1	44	42	2		40			44	37			1		41	9,102
		2	23	7	16		21	8	8	23	21			15	37.00	3	10,333
		3	81	48	33		79	2	1	81	73	2		30	45.90	24	10,145
		4	55	33	21	1	55	4	1	54	48			30	40.70	19	16,184
		5	12	10	2		12			12	12			2		9	9,500
6		65	47	18		65	1		65	63			18	44.00	36	10,527	
7		21	18	3		21			21	21			3	39.33	16	9,375	
8		4	4			4			4	4					4	9,125	
499		1	97	5	90	2	93			95	95	2		91	52.43	8	11,000
		2	90	18	71	1	90	1		89	88	2		66	52.42	9	12,555
	3	128	46	80	2	117	3	3	126	122	3		79	50.70	9	12,555	
	4	83	22	59	2	81	1	1	81	80			60	53.93	1		
	5	92	74	18		92			92	92			17	52.47	49	11,183	
	6	5	2	3		5	2		5	5			3	36.00	3		
	7	29	27	2		29			29	29			2		24	11,125	
	8	19	16	2		19			18	18			2		14	9,000	
	9	25	20	4		25	1		24	23			4	39.25	12	7,966	
	10	72	23	47	2	69	7	4	70	70	2	1	49	35.61			
	11	158	93	65		156	16	3	158	156	4		63	35.93	47	10,176	
	12	12	5	7		12			12	12			7	31.57	1		
	13	34	17	17		33	2	2	34	34	4		16	36.75	2		
	14	56	25	31		52	9	9	56	53	3		29	42.65	11	10,000	
	15	10	9	1		9			10	10			1		8	10,000	
	16	14	8	6		14			14	14			6	51.66	5	10,200	
	17	32	24	8		31	1	1	32	32	1		7	39.71	13	11,769	
500	1	20	12	8		20			20	20	1		7	54.28	8	10,875	
	2	1				1			1	1					3	11,666	
	3	36	5	31	2	31	1		36	36	3		30	49.36	3	11,666	
	4	47	15	32		46	1		45	45	3		30	57.76	5	11,100	
	5	141	55	86	1	140			140	139	2		128	80.47	2		
	6	103	12	90	1	100			102	102	3		19	58.77	3	15,275	
	7	22	19	3		22			22	22	1		18	49.63	3	18,666	
	8	24	16	8		24			24	24			18	39.77	3	11,000	
	9	16	10	6		16			16	16			5	44.00	7	8,885	
	10	10	7	3		10			10	10			5	43.33	5	8,800	
	11	10	8	1	1	10			9	9			1		7	20,714	
	13	13	8	5		13			13	13			5	67.00	5	12,300	
	14	55	1	54		54			55	54	1		52	52.55	1		
	15	10	8	2		9			10	10			2		4	19,500	
	16	7	5	2		7	1		7	7			2		3	15,333	
	502.0	1	12	9	2	1	11			11	11			1		7	11,571
2		21	12	9		20	2	2	21	20	2		1	47.77	9	15,222	
3		15	12	3		15			15	15			3	45.00	10	14,550	
4		17	10	7		14			17	16			7	52.28	7	12,142	
5		33	14	19		32			33	33			18	42.33			
6		30	18	12		29			30	30	2		12	44.91	13	12,423	
7		12	11	1		12			12	12			1		7	14,285	
8		33	24	9	1	32			31	31			1	53.57	20	13,825	
9		20	15	5		20			20	20			5	86.20	12	13,750	
10		32	26	6		31	2		32	32	1	1	6	78.66	21	14,928	
11		26	19	5	2	25			24	24			4	52.50	12	17,333	
12		27	21	6		27	2		27	27			5	61.00	16	13,562	
13		28	17	10	1	28			27	27			8	68.12	10	13,600	
502.1	1	21	17	4		21			21	21			4	47.50	10	11,720	
	2	14	15	3		13			14	14			3	86.66	14	11,571	
	3	13	12	1		13			13	13					9	12,055	
	4	19	19			19			19	19					19	11,921	
	5	7	7			7			7	7					7	11,142	
	6	31	23	8		30			31	31			8	55.87	15	12,700	
	7	24	20	4		23			24	24			4	52.50	16	10,250	
	8	39	32	7		38			39	39			4	60.50	21	10,928	
	9	33	25	7	1	31			32	31			6	64.28	15	13,566	
	10	28	24	3	1	28			27	27			3	54.33	15	12,566	
	11	45	35	10		45			45	45			10	46.50	31	11,435	
	12	39	36	3		39	1	1	39	39			3	40.00	33	11,696	
503	1	39	39			38	1		39	39					34	11,147	

<sup>1</sup>For renter - occupied dwelling units and vacant nonseasonal not dilapidated units, for rent.<sup>2</sup>For owner - occupied dwelling units and vacant nonseasonal not dilapidated units, for sale only.

Table 3.—CHARACTERISTICS OF HOUSING FOR CENSUS TRACTS, BY BLOCKS: 1950—Con.

Census tract	Block	All dwelling units by occupancy and tenure					All dwelling units by condition and plumbing facilities			Occupied dwelling units			Contract monthly rent <sup>1</sup>		Value <sup>2</sup> of one-dwelling-unit structures		
		Total	Owner occupied	Renter occupied	Vacant non-seasonal not dilap., for rent or sale	Other vacant and non-resident	Number reporting	No private bath or dilap.	No running water or dilap.	Total	Persons per room		Occupied by non-white	Number reporting	Average monthly rent (dollars)	Number reporting	Average value (dollars)
											Number reporting	1.61 or more					
503	2	8	6	2		8	3	2	8	8	1		2		4	6,250	
	3	8	5	3		8			8	8			3	35.66	5	6,800	
	4	24	18	6		24			24	24	1		6	43.50	12	11,250	
	5	23	22			23			22	22	1				21	10,955	
	6	60	52	5		59	4		57	57	1		4	47.50	44	12,138	
	7	56	51	5		56			56	56			5	50.20	47	12,953	
	8	21	17	4		21			21	21			4	82.50	15	10,600	
	9	9	6	3		9			9	9			3	50.00	3	8,500	
	10	13	8	5		13	1		13	13	1		5	70.00	6	10,833	
	504	1	106	11	92	2	1			105	102	4		90	58.13	7	17,571
2		41	30	11					41	41	1		10	77.00	15	15,033	
3		7	7						7	7					5	20,500	
5		26	24	2					26	26			2		22	15,272	
6		23	17	5		1			23	22			5	61.00	14	10,821	
7		13	11	2					13	13			2		9	10,111	
8		25	21	4					25	25			4	58.75	15	11,466	
9		17	17						17	17					16	11,187	
10		13	13						13	13					13	11,807	
11		33	25	8					33	33	1		8	57.00	23	11,526	
12		25	14	11					25	25			11	43.45	10	9,500	
13		25	21	4					25	25			4	56.25	17	11,205	
14		27	25	2					27	27			2		24	17,291	
15		10	9	1					10	10			1		7	20,714	
16		24	20	4					24	24	1		4	70.25	19	12,000	
17		28	20	8					28	28			8	58.62	14	11,857	
18		23	17	5		1			22	22			5	62.00	13	13,769	
20		14	10	4					14	14			4	46.25	4	16,750	
505		1	14	13	1			1	1	14	14	1				9	10,777
		2	31	15	16					30	30			15	48.66	3	8,000
	3	36	19	17					36	32			15	43.40	5	10,000	
	4	16	13	2		1		1	15	15			2		9	11,222	
	5	21	14	7					21	21			7	57.14	7	9,357	
	6	34	24	10				1	34	34			9	42.00	13	9,500	
	7	36	19	13		4			34	30			13	58.30	4	7,250	
	8	33	22	11					33	32	2		10	50.80	12	10,416	
	9	37	27	10					37	37			9	47.11	20	12,250	
	11	43	34	7	1	1			41	41			7	77.85	28	14,232	
	12	22	18	2		1			21	20			2		14	13,928	
	13	20	19			1			18	18					18	14,000	
	14	7	7						7	7					6	11,833	
	15	2															
	506	1	32	31	1					29	31			1		28	12,267
2		15	14	1					13	15			1		12	13,000	
3		23	5	18					23	23	1	1	18	49.72	2		
4		30	28	2					30	30			2		26	12,846	
5		38	33	5					38	38	1		5	69.40	29	13,106	
6		24	20	4					24	24			4	65.75	16	14,031	
7		43	38	5					42	43			5	52.80	31	15,467	
8		12	12						12	12					11	13,863	
9		11	11						11	11					11	13,954	
10		30	23	7			1	1	30	30			7	66.14	11	13,727	
11		18	16	2					18	18			2		13	18,192	
12		25	22	3					25	25			3	55.66	19	15,605	
13		40	36	4					40	40			4	61.25	30	15,766	
14		56	35	20		1			44	55			17	45.35	27	12,333	
507	1	27	17	10					27	27			10	43.70	12	8,875	
	2	45	31	12		2			40	38	1		11	64.81	18	11,577	
	3	51	43	7		1			50	50	2		7	60.00	38	13,105	
	4	34	21	11		2			34	32			11	50.09	10	9,250	
	5	30	28	2					30	30			2		26	11,615	
	6	18	16	2					18	18			2		14	11,571	
	7	31	25	6					31	31			6	73.66	24	12,895	
	8	57	49	8					55	57	3	1	8	51.87	44	11,590	
	9	67	46	20		1			67	66			20	96.05	31	11,854	
	10	50	45	5				2	50	50			5	72.00	43	12,127	
	11	47	32	14		1			47	46	1		14	53.00	23	12,421	
	12	30	19	10			1		29	29			10	55.00	11	11,454	
	13	32	28	4					31	32			4	45.00	22	11,295	
	14	30	24	6					28	30			5	71.00	19	10,973	
508	1	31	26	5					30	29			5	63.00	22	13,909	
	2	35	29	6					32	34	1		6	49.50	25	12,880	
	3	46	38	7		1			44	45	3		7	76.42	30	11,066	
	4	33	24	9					33	33			9	59.44	19	13,736	
	5	30	25	5					30	30			5	67.40	20	12,050	
	6	35	19	16					34	35			15	42.80	18	11,166	
	7	33	24	9					33	33			8	49.62	21	11,571	

<sup>1</sup>For renter - occupied dwelling units and vacant nonseasonal not dilapidated units, for rent.  
<sup>2</sup>For owner - occupied dwelling units and vacant nonseasonal not dilapidated units, for sale only.

## HOUSING—BLOCK STATISTICS

Table 3.—CHARACTERISTICS OF HOUSING FOR CENSUS TRACTS, BY BLOCKS: 1950—Con.

Census tract	Block	All dwelling units by occupancy and tenure					All dwelling units by condition and plumbing facilities			Occupied dwelling units				Contract monthly rent <sup>1</sup>		Value <sup>2</sup> of one-dwelling-unit structures	
		Total	Owner occupied	Renter occupied	Vacant non-seasonal not dilapidated, for rent or sale	Other vacant and non-resident	Number reporting	No private bath or dilap.	No running water or dilap.	Total	Persons per room	Occupied by non-white	Number reporting	Average monthly rent (dollars)	Number reporting	Average value (dollars)	
508	8	58	1	57					58	58			55	105.56	1		
	9	5	1	4				5	4			7	85.50	1			
	10	30	20	8	1	1		30	28			17	73.14	17	12,235		
	11	58	37	18	1	1		58	55	3	2	60	46.82	25	10,040		
	12	95	33	61				90	93			71	67.87	24	12,200		
	13	106	35	68				106	103			18	55.05	17	16,000		
	14	48	29	16	3			48	45			18	55.05	17	16,000		
15	50	30	18	2			50	48			18	45.61	26	17,807			
510	1	15	14	1			15	15				1		13	11,769		
	2	17	16	1			17	17				1		15	11,000		
	3	2															
	4	7	5	1	1		7	6				1		4	11,500		
	5	10	10				10	10						10	10,550		
	6	23	16	7			21	23				6	49.16	15	10,880		
	7	35	32	2	1		33	34	2	2		2		31	10,435		
	8	38	28	8			38	38				5	47.60	27	11,159		
	9	38	28	8			38	36	1	1		8	46.62	21	12,333		
	10	56	33	22	1		56	55			1	22	69.27	19	11,868		
	11	16	15	1			16	16				1		15	11,466		
	12	38	32	5	1		36	37				5	53.60	28	12,089		
511	1	68	29	39			65	3	2			37	37.40	7	7,642		
	2	48	25	23			48	4	1			22	41.90	13	7,769		
	3	78	26	52			71	6	5			41	36.92	8	15,525		
	4	78	33	45			71	7	5			41	36.60	9	8,000		
	5	80	5	15			19	1				15	40.53	1			
	6	15	7	8			15	1				8	39.12	2			
	7	11	1	10			11	2	2			9	41.66	1			
	8	11	5	6			11	1	1			6	34.16	4	4,250		
	9	49	19	30			48	10	6			30	32.20	4	7,000		
	10	78	20	56		2	78	76			7	52	37.46	8	7,862		
	11	46	22	24			46	46	2			23	34.17	17	7,882		
	13	15	12	3			15	15				3	48.33	12	7,583		
	14	2															
	15	27	17	9	1		27	26				9	42.22	4	8,875		
	16	31	13	18			31	31				18	40.38	4	8,250		
	17	18	13	5			18	18	2			5	38.60	9	8,611		
	18	8	7	1			8	8				1		7	7,428		
	512	1	39	35	4			37					3	75.00	30	12,733	
2		24	19	4	1		24	1	1			3	59.00	16	12,250		
3		14	13	1			12	1	1					11	12,818		
4		20	20				18				1	20	11.736	19			
5		35	27	8			30	1	1			8	62.62	23	11,886		
6		23	19	4			19	23				4	58.25	16	12,750		
7		36	30	5	1		35	35				5	56.00	24	11,270		
8		35	26	9			26	35		1		9	50.33	19	12,605		
9		20	15	5			20	20	1	1		5	62.80	10	14,500		
10		21	16	5			20	21				5	64.00	10	12,150		
11		22	21	1			15	22	22			1		13	11,461		
513		1	10	9	1			10					1		7	14,428	
	3	27	13	14			27	27				13	56.53	9	9,611		
	4	19	9	10			19	19				10	50.00	3	8,000		
	5	34	20	14			33	34				14	49.21	3	6,666		
	6	25	19	5	1		23	24			2	4	44.75	13	10,115		
	7	17	8	9			17	17				9	46.11	3	12,000		
	8	65	49	16			62	65	2			15	45.06	37	9,972		
	9	36	20	16			36	36				14	39.92	7	10,571		
	10	50	31	18		1	49	49	3	3		18	38.72	13	10,153		
	11	44	32	12			44	44	1	1		11	39.27	19	9,526		
	12	37	19	18			37	37	1			17	41.23	10	12,400		
	13	54	25	29			54	54				29	50.75	4	12,000		
	14	36	20	16			36	34				16	38.25	6	6,666		
	15	38	24	14			38	38	2	2		14	39.78	22	10,909		
	16	43	27	16			43	43	2			16	56.00	15	10,133		
	17	12	6	6			12	12				6	33.66	3	5,666		
	18	27	15	12			27	27				12	39.00	6	6,833		
	514	1	22	20	2			21					1		19	11,578	
2		23	21	2			23	1	1			1		18	11,427		
3		33	24	8		1	33	32				7		19	12,631		
4		27	24	2	1		27	26				2	59.71	20	12,150		
5		37	26	10		1	35	36				9	60.33	17	10,882		
6		44	37	7			44	44			1	7	62.14	35	10,357		
7		37	13	24			37	33			1	24	46.83	11	10,318		
8		30	21	4			26	25				4	63.00	19	11,447		
9		63	24	37			52	61				36	47.63	18	10,388		
10		25	20	4			23	24	1	1		4	73.25	15	11,266		
11		23	17	3	2	1	22	20				2		15	11,933		

<sup>1</sup>For renter—occupied dwelling units and vacant nonseasonal not dilapidated units, for rent.<sup>2</sup>For owner—occupied dwelling units and vacant nonseasonal not dilapidated units, for sale only.

Table 3.—CHARACTERISTICS OF HOUSING FOR CENSUS TRACTS, BY BLOCKS: 1950—Con.

Census tract	Block	All dwelling units by occupancy and tenure					All dwelling units by condition and plumbing facilities			Occupied dwelling units			Contract monthly rent <sup>1</sup>		Value <sup>2</sup> of one-dwelling-unit structures		
		Total	Owner occupied	Renter occupied	Vacant non-seasonal not dilap., for rent or sale	Other vacant and non-resident	Number reporting	No private bath or dilap.	No running water or dilap.	Total	Persons per room		Occupied by non-white	Number reporting	Average monthly rent (dollars)	Number reporting	Average value (dollars)
											Number reporting	1.51 or more					
514	12	41	28	13		29	1	1	41	41	1		13	58.53	22	11,704	
	13	8	8			8			8	8					8	15,250	
	14	35	31	4		27			35	35			4	58.75	30	9,850	
	15	36	29	7		34			36	36			7	60.00	22	11,181	
515	1	5	4	1		5			5	5		1	1		4	12,500	
	3	10	6	4		9			10	9			4	34.75	3	8,666	
	4	39	30	9		31			39	35			1				
	6	28	23	5		28			28	28			5	52.60	20	11,500	
	7	95	67	28	1	86			92	86		5	22	46.86	50	10,860	
	8	224	67	155	2	220	1	1	222	221	12	2	155	49.32	27	14,425	
	9	77	51	26		62	3		77	68	3		8	45.62			
	10	49	41	8		46	1		49	48	3		2		5	14,000	
	11	49	37	11	1	45	2		48	40	3		2		10	10,920	
	14	48	36	12		41	1	1	48	42	1		11	55.63			
	516	1	38	30	8		38	1		38	37	3		8	59.75	22	9,636
2		35	27	8		35			35	35			7	49.57	21	10,419	
3		38	28	10		38			38	38			10	56.80	19	10,368	
4		43	40	3		43			43	43			3	51.66	36	10,744	
5		57	31	24	1	56	2		55	55	1		23	55.00	10	9,900	
6		45	39	6		42			45	44			5	55.00	34	11,500	
7		40	27	13		40			40	40	1		13	48.07	13	10,730	
8		43	28	14	1	41			42	42	1		14	47.57	16	11,562	
9		34	28	6		34			34	33			5	58.20	25	10,172	
11		22	19	3		22			22	21			3	65.00	16	9,437	
12		43	40	3	1	42			42	41			2		38	11,565	
13		49	42	7	2	49			47	47			5	50.60	37	10,394	
14		60	33	26	1	56			59	59			26	101.15	18	11,222	
517		1	79	57	22		79	1		79	79			22	51.68	39	12,000
	2	50	43	6	1	50			49	49			6	57.50	39	10,769	
	3	19	12	7		19			19	19			7	41.85	11	10,227	
	4	1				1			1	1							
	5	27	7	16		23	1		23	23	1		16	39.75	3	6,166	
	6	16	6	10		16			16	16			10	34.50			
	7	8	7	1		8	2		8	8			6	25.00			
	9	29	12	16		28	3		28	28			15	35.60	1		
	10	28	9	19		28	3		28	28			19	24.94	2		
	11	25	12	13		25	1		25	25	1		13	33.84	2		
	12	8	4	4		8	3		8	8			4	47.50			
	13	2				2			2	2							
	14	22	10	12		22	3		22	22	1		12	34.66	3	8,333	
	15	40	11	29		40	6	1	40	40	1		25	29.52	2		
	16	48	17	31		47	4		48	48	3		31	32.67	3	7,666	
	17	23	8	15		23	4		23	23			15	35.26	2		
	518	1	38	31	7		38			38	37	1		6	67.33	25	9,780
2		32	28	4		32			32	31			3	56.00	24	10,062	
3		32	30	2		30			32	31			2		27	11,000	
4		32	27	5		32			30	30			3	33.33	25	10,240	
5		32	29	3		31			32	32			3	75.66	23	9,686	
6		54	47	7	1	54			52	52	1		6	61.50	42	9,304	
7		47	38	9	1	44			47	47			7	58.28	32	10,046	
8		39	33	6		38			39	39			6	54.66	29	10,803	
9		31	24	6		31			30	30			6	51.66	20	12,625	
10		76	65	11		65	5	5	76	75	3		10	49.70	53	12,100	
11		64	56	8		59	2	2	64	64			7	73.57	43	12,134	
12		60	53	6		57			59	59			6	66.16	42	12,009	
519	1	2															
	2	1															
	3	19	6	13		19			19	19			13	41.84	1		
520	1	17	16	1		17			17	17			1		15	12,400	
	2	37	31	5	1	37			36	36			6	58.83	28	14,500	
	3	22	21	1		22			22	22			1		18	16,861	
	4	15	10	4	1	15			14	14			4	48.75	11	10,545	
	5	34	30	4	1	33			31	30			2		23	10,304	
	6	33	29	3	1	33			32	32			4	50.75	25	10,700	
	7	30	24	5		28			29	29			5	39.00	22	12,840	
	8	31	22	9		26			31	29			7	59.42	14	11,642	
	9	37	26	10		37			36	35	1		10	56.00	21	10,904	
	10	67	61	5		63	1	1	66	65		1	5	55.00	55	11,718	
	11	63	54	8		56			62	62			7	62.57	49	10,153	
	12	35	26	9		34			35	35	1		8	74.12	16	10,093	
521	1	146	87	57		142			144	142	1		55	39.89	65	7,501	

<sup>1</sup>For renter - occupied dwelling units and vacant nonseasonal not dilapidated units, for rent.  
<sup>2</sup>For owner - occupied dwelling units and vacant nonseasonal not dilapidated units, for sale only.

HOUSING—BLOCK STATISTICS

Table 3.—CHARACTERISTICS OF HOUSING FOR CENSUS TRACTS, BY BLOCKS: 1950—Con.

Census tract	Block	All dwelling units by occupancy and tenure					All dwelling units by condition and plumbing facilities			Occupied dwelling units			Contract monthly rent <sup>1</sup>		Value <sup>2</sup> of one-dwelling-unit structures		
		Total	Owner occupied	Renter occupied	Vacant non-seasonal not dilap. for rent or sale	Other vacant and non-resident	Number reporting	No private bath or dilap.	No running water or dilap.	Total	Persons per room	Occupied by non-white	Number reporting	Average monthly rent (dollars)	Number reporting	Average value (dollars)	
										Number reporting	1.51 or more						
521	2	103	43	59		1	99			102	95		59	45.30	9	6,700	
	3	101	37	64			101	10		101	101		64	41.25	6	9,750	
	4	31	14	16		1	29	1		30	30		16	40.56	3	16,000	
	5	53	18	35			52	4	2	53	52	1	16	46.30			
	6	90	35	52		3	85			87	87	3	57	43.36	3	8,333	
	7	107	45	60		2	104	6	4	105	103	1	57	40.75	7	5,814	
	9	43	34	8		1	41			42	42		7	38.57	33	6,809	
	10	11	7	4			11			11	11		3	40.66	4	8,500	
	11	15	8	7			14	3	3	15	15		7	28.14	6	8,483	
	12	3	3				2			3	2				2		
	522	1	23	20	3			23	1	1	23	23		3	51.66	19	15,289
		2	20	20				18			20	20				19	16,947
3		23	21	1	1		23			22	21		2		19	14,131	
4		31	26	4		1	30			30	30		4	77.75	25	11,080	
5		31	28	3			30			31	31		3	48.33	25	10,260	
6		20	19	1			19			20	19		1		18	13,138	
7		31	22	9			29	1		31	31		9	59.77	18	10,750	
8		36	28	8			36	2		36	36	1	8	53.50	24	10,666	
10		40	29	11			40			40	40	2	11	55.63	20	11,125	
11		70	51	7	12		70			58	58	2	6	56.83	45	10,577	
12		66	59	6	1		65			65	65		6	53.00	53	9,956	
523		1	35	32	3			35			35	33		3	60.00	27	10,555
	2	49	36	13			47	1		49	49	1	12	51.66	26	13,288	
	3	11	5	6			11	4	4	11	11		6	27.83	1		
	7	60	22	38			60			60	60	1	37	29.37	9	5,966	
	8	94	29	64			92	1		93	90	1	57	28.15	2		
	9	76	24	50		2	72	2		74	72	2	47	29.68	3	5,666	
	10	102	33	69			49		1	102	90	3	54	28.20	2		
	11	74	26	48			32	2		74	72	3	46	29.78	13	10,230	
	524	1	14	13	1			13			14	14		1		12	16,375
		2	46	35	11			45			46	45		10	57.00	24	12,916
		3	53	38	14		1	53			52	52		13	59.92	25	12,396
4		33	27	6			32			33	33		5	71.40	21	14,047	
5		38	34	4			38	2	2	38	38		4	61.75	32	10,890	
6		49	40	9			49			49	49		9	54.11	33	10,266	
7		57	30	26		1	57	2		56	56		25	48.24	23	10,630	
8		46	34	10	1	1	44			44	44	1	9	47.55	27	10,814	
9		54	39	13		2	51			52	49		12	48.25	24	10,625	
10		26	22	4			26			26	26		4	47.00	20	9,475	
11		30	23	7			30			30	30	1	3	45.00	19	9,026	
12		47	40	6		1	47			46	45		6	44.66	31	10,338	
525	1	82	39	42		1	81			81	79	2	40	38.22	1		
	2	66	23	43			64			66	65		42	37.14			
	3	63	26	36	1		63	4	6	62	62	1	32	41.96			
	4	32	11	21			32	1		32	32		21	36.14	4	11,500	
	5	11	5	13			11	3	1	11	11		13	27.15	2		
	6	38	13	25			38			38	38	2	24	38.29			
	8	1					1			1	1						
	9	52	28	22	1	1	49	2	1	50	49		22	36.36	15	8,633	
	10	67	32	35			65	1		67	67	1	35	40.97	11	8,909	
	11	38	7	30	1		38			37	37	1	29	43.20	1		
	12	35	26	9			35			35	35		8	42.12	19	8,842	
	13	73	49	24			72			73	72	2	23	42.26	28	8,821	
14	40	25	14		1	39	10	10	39	38	2	13	26.53	21	8,565		
526	1	44	38	6			42			44	42		6	41.16	34	9,220	
	2	53	30	23			50	1	1	53	52	3	19	42.15	19	9,752	
	3	32	23	9			32	1	1	32	31		9	53.11	18	13,438	
	4	54	36	14	1	3	54			50	50		14	52.28	22	9,081	
	5	43	37	6			43			43	43		6	63.33	35	9,057	
	6	53	34	17	2		52	1	1	51	51		18	39.94	21	8,952	
	7	42	25	14	1	1	41			39	39		15	44.60	15	9,833	
	8	45	41	4			40	1	1	45	45		4	50.00	36	9,733	
	9	52	43	9			52			52	52		9	53.22	38	9,639	
	10	57	37	19	1		57	1	1	56	54	1	18	70.22	28	13,071	
	11	36	30	5	1		32			35	30		4	62.50	23	12,739	
	12	25	16	7	1	1	25			23	23		7	53.85	13	13,153	
527	1	28	6	22			26	1	1	28	27	4	21	22.90			
	2	57	16	41			56	14		57	57	1	38	27.36			
	3	103	16	87			101	53	41	103	101	6	66	23.52			
	4	90	33	55	2		88	13		88	88	3	52	25.19	1		
	5	74	20	54			69	10		74	74	1	52	31.25			
	6	30	9	21			30	3		30	30	1	21	31.61	2		
	7	68	17	50	1		68	10	6	67	66	1	49	33.34	1		

<sup>1</sup>For renter - occupied dwelling units and vacant nonseasonal not dilapidated units, for rent.  
<sup>2</sup>For owner - occupied dwelling units and vacant nonseasonal not dilapidated units, for sale only.

Table 3.—CHARACTERISTICS OF HOUSING FOR CENSUS TRACTS, BY BLOCKS, 1950—Con.

Census tract	Block	All dwelling units by occupancy and tenure					All dwelling units by condition and plumbing facilities			Occupied dwelling units			Contract monthly rent <sup>1</sup>		Value <sup>2</sup> of one-dwelling-unit structures		
		Total	Owner occupied	Renter occupied	Vacant non-seasonal not dilap., for rent or sale	Other vacant and non-resident	Number reporting	No private bath or dilap.	No running water or dilap.	Total	Persons per room		Occupied by non-white	Number reporting	Average monthly rent (dollars)	Number reporting	Average value (dollars)
											Number reporting	1.51 or more					
527	8	31	8	23					27	3	1			22	259.5	2	
	9	137	57	80					136	16	10			79	368.8	12	6,841
	10	16	3	13					16					13	381.5	1	
	11	79	38	39	1	1			79	5	2			40	335.5	12	8,791
	12	18	8	10					18	3	1			9	335.5	3	8,666
	13	63	25	38					63	5				37	358.1	2	
	14	13	10	3					13	2	2			3	316.6	10	4,000
	16	26	15	11					26	2				11	313.6	1	
	18	31	10	21					31	4	2			21	403.8	3	10,333
	19	22	5	17					22	4	2			17	299.4	1	
	20	52	31	20	1			52	9	5			21	400.4	20	9,500	
528	1	57	48	9				56	1	1				9	477.7	40	10,117
	2	30	23	7				30						7	835.7	15	13,280
	3	28	20	8				28	1					4	590.0	16	12,093
	4	17	8	9				17						4	662.5	5	13,200
	5	17	12	5				17						4	680.0	9	11,944
	6	25	6	17	2			25			2			18	478.3	3	12,000
	7	19	8	11				19	1	1				10	407.0		
	8	9	5	4				9						4	562.5	1	
	9	22	19	3				22	1	1				3	573.3	15	11,806
	10	38	14	24				37			4			24	501.2	8	9,875
	11	12	9	3				11						3	653.3	8	10,437
	12	17	10	7				17						7	408.5	7	11,857
	13	28	13	15				28	1	1				15	422.6	5	11,100
	14	33	24	9				33						8	502.5	16	13,875
	15	31	27	4				30						4	467.5	24	10,483
529	2	34	6	28				34	4	2				28	287.8	2	
	5	70	11	59				70						56	253.3	1	
	6	36	6	30				36	2	2				28	253.2		
	7	24	13	10		1		24						10	380.0		
	8	46	13	33				46	1	1				32	366.5	1	
	9	4	2	2				4						2			
	10	21	8	13				20	3	2				12	274.1	3	10,666
	11	17	9	8				17						6	395.0	1	
	12	5	1	4				5						4	457.5		
	14	21	7	14				21	2	2				14	356.4	1	
15	37	15	21		1		36	7	2				20	479.0	7	8,285	
16	1																
17	2																
19	25	10	15				25	1					14	374.2	2		
530	1	56	47	9				51	2	2				7	550.0	37	11,135
	2	53	43	10	1	1		47	2	2				8	575.0	33	10,939
	3	51	42	9				46	1	1				8	577.5	34	11,470
	4	53	49	3		1		50	2	2				2		45	9,755
	5	53	50	3				50						3	543.3	45	9,453
	6	59	46	11		2		55	5	7				11	538.1	33	9,615
	7	55	47	8				52	5	5				8	472.5	36	9,813
	8	36	30	6				34	3	3				6	490.0	25	8,620
	9	27	24	3				27	2	2				3	650.0	21	9,380
	10	41	24	17				37			1			16	471.8	15	9,613
11	44	32	12				42	1	1				12	499.1	19	9,684	
12	41	23	18				40						17	401.1	21	10,819	
13	29	26	3				26						3	483.3	23	9,391	
14	35	31	4				33						3	783.3	25	10,400	
532	1	19	16	3				18						1		13	16,276
	2	44	41	2		1		43						3	52.66	39	10,871
	3	35	35					34						1		34	11,323
	4	31	24	7				30						6	58.00	22	10,386
	5	30	23	7				29	1	1				5	53.00	18	10,777
	6	22	20	2				22						2		19	12,394
	7	47	29	16		2		47	2	2				18	794.4	17	14,205
	8	30	16	13				30						14	821.4	10	12,700
	9	33	26	7		1		31		4				6	780.0	19	12,273
	10	32	13	19				30						18	935.0	8	15,750
	11	68	58	9		1		68						8	571.2	46	11,489
	12	39	21	16		2		38						18	1040.5	17	11,558
	13	40	34	6				40						5	60.00	31	10,838
	14	41	20	19				40						18	935.5	14	11,821
	15	13	8	4				13						4	592.5	4	8,750
	16	31	23	8				31	1	1				8	491.2	18	10,677
534	1	38	31	7				37	1	1				6	696.6	21	12,423
	2	9	6	3				9						3	500.0	5	8,900
	3	43	31	12				41						11	525.4	21	8,833
	4	59	41	17				56						16	495.0	25	11,132
	5	50	41	9	1			49	1	1				9	495.5	30	12,933

<sup>1</sup>For renter-occupied dwelling units and vacant nonsensational not dilapidated units, for rent.  
<sup>2</sup>For owner-occupied dwelling units and vacant nonsensational not dilapidated units, for sale only.



Table 3.—CHARACTERISTICS OF HOUSING FOR CENSUS TRACTS, BY BLOCKS: 1950—Con.

Census tract	Block	All dwelling units by occupancy and tenure					All dwelling units by condition and plumbing facilities			Occupied dwelling units			Contract monthly rent <sup>1</sup>		Value <sup>2</sup> of one-dwelling-unit structures		
		Total	Owner occupied	Renter occupied	Vacant non-seasonal not dilap. for rent or sale	Other vacant and non-resident	Number reporting	No private bath or dilap.	No running water or dilap.	Total	Persons per room		Occupied by non-white	Number reporting	Average monthly rent (dollars)	Number reporting	Average value (dollars)
											Number reporting	1.51 or more					
534	7	33	33			31			33	33					31	10,967	
	8	51	42	7	2	50	1		49	48	1		7	4,900	35	12,157	
	9	23	16	6		21	1	1	22	22			6	4,766	9	10,111	
	10	15	12	3		15			15	14			2		8	10,900	
	11	17	15	1	1	17			16	15			1		16	11,093	
	12	32	20	10	2	32			30	30			12	8,866	15	11,666	
	13	11	9	2		11			11	11			2		6	10,466	
	14	13	11	2		13			13	13			2		9	11,111	
	15	47	14	33		44	1	1	47	46			33	9,372	10	10,500	
	16	9	1	1	7	9			2	2					2		
	535	1	3	1	2		3			3	3			2			
		2	1														
		3	10	4	6		10	3		10	10			6	2,916	2	
		4	14	4	9	1	14			13	13			10	3,700	1	
		5	34	10	23	1	33			33	33	1		22	2,495	3	5,833
		6	37	11	26		37	3		37	37	1		25	2,408	4	5,500
7		72	25	46	1	71	18	1	71	70	1	1	45	2,613	7	6,357	
8		3	3			3			3	3			3	2,433			
9		6	3	3		6			6	6			3	3,233	1		
10		36	3	30		36			36	36	1		30	2,633			
11		30	13	16		30			29	29			16	2,906			
12		97	12	83	1	96	1		95	95	2	1	83	2,395			
13		101	26	70		101	8	1	96	96	1		69	2,827	1		
14		41	7	31	1	40	4		38	38	1		30	3,063	3	8,333	
536		1	41	34	6	1	41			40	39			6	6,883	31	14,990
		2	38	33	5		38			38	37			5	6,700	29	11,517
	3	37	24	13		37		2	37	36			13	5,715	18	10,861	
	4	12	4	8		12			12	12			4	5,125	2		
	5	18	13	5		18			18	18			5	6,800	13	19,500	
	6	11	1	10		11			11	11			1		8	11,250	
	7	36	1	35		37			37	37			1		33	10,403	
	8	41	4	37		46			46	46			5	5,820	34	13,129	
	9	41	3	38		40			41	41			3	6,166	32	10,418	
	10	4				4			4	4			1		2		
	11	45	38	6	1	45			44	44			7	4,814	30	11,550	
	12	38	35	3		38			38	38	1		3	4,766	30	11,566	
	13	29	28	1		29			29	29			1		24	12,170	
	14	29	24	4	1	29			28	28			4	5,825	21	11,228	
	15	29	22	7		29			29	29			6	5,083	17	10,882	
	16	20	18	1	1	20	1	1	19	19	1		1		17	9,841	
538	1	34	24	10		33		2	34	33			2	5,375	20	12,050	
	2	26	23	3		26			26	26			8		22	12,513	
	3	28	26	2		28			28	28			1		21	12,785	
	4	29	26	3		29			29	29			2		24	11,075	
	5	19	14	4		19		1	18	18			4	6,550	11	10,500	
	6	22	16	6		21			22	21			5	6,240	12	12,000	
	7	14	12	2		14			14	14			2		3	12,666	
	8	33	23	10		33			33	33			9	5,277	15	10,800	
	9	38	29	9		38			38	38			9	5,666	25	10,440	
	10	38	30	8		37			38	38			8	5,475	21	10,714	
	11	29	25	4		29			29	29			4	4,000	24	10,187	
	12	40	30	10		40		1	40	40		3	10	6,310	23	10,695	
	13	39	30	7		39			37	37			7	5,985	22	13,477	
	14	38	25	11	2	37			36	36	1		11	6,136	23	10,260	
	539	1	1														
		2	12	1	9		10	1		10	10			9	2,044		
3		9	1	8		9	1	1	9	9	1		7	2,414			
4		6		6		6			6	6	2		6	2,363			
5		4	1	3		3			3	3			2				
6		18	11	7		18			18	18			15	2,673			
7		109	5	103	1	108	4	4	108	106	1		101	3,654			
8		31	6	23		29	2		29	29	2		21	2,304	2		
9		5	2	3		5			5	5	2		26	6,257	2		
10		16	16			16			16	16					16	10,062	
11		30	22	7	1	29	1	1	29	29			7	4,642	14	10,571	
540		1	25	7	18		25		1	25	25	1		18	5,038		
		2	18				18			18	18			10	5,120	6	13,666
		3	40	16	24		40			40	40	1		23	4,930	12	8,208
		4	39	16	23		39			39	39	1		14	4,591	14	9,464
		5	34	11	23		33			33	33	2		12	3,942	11	9,636
	6	16	13	3		16		1	16	16			4	6,333	9	7,777	
	7	16	11	5		16			16	16			3	6,250	7	11,428	
	8	20	11	9		20		2	20	20	1		4	5,114	9	11,666	
	9	33	24	9		33		4	33	33			7	3,775	18	9,083	
	10	18	9	9		18			18	18			8	4,462	5	8,600	

<sup>1</sup>For renter-occupied dwelling units and vacant nonseasonal not dilapidated units, for rent.  
<sup>2</sup>For owner-occupied dwelling units and vacant nonseasonal not dilapidated units, for sale only.

Table 3.—CHARACTERISTICS OF HOUSING FOR CENSUS TRACTS, BY BLOCKS, 1950—Con.

Census tract	Block	All dwelling units by occupancy and tenure					All dwelling units by condition and plumbing facilities			Occupied dwelling units			Contract monthly rent <sup>1</sup>		Value <sup>2</sup> of one-dwelling-unit structures		
		Total	Owner occupied	Renter occupied	Vacant non-seasonal not dilap., for rent or sale	Other vacant and non-resident	Number reporting	No private bath or dilap.	No running water or dilap.	Total	Persons per room		Occupied by non-white	Number reporting	Average monthly rent (dollars)	Number reporting	Average value (dollars)
											Number reporting	1.51 or more					
540	11	31	28	3					31	31					25	9,040	
	12	33	29	4					33	33	1		4	45.25	22	9,545	
	13	21	17	4				1	21	21			4	48.25	15	9,933	
	14	26	22	4				1	26	26	1	1	4	35.00	19	9,842	
	15	65	14	51					63	64			48	49.79	11	11,136	
	16	27	21	6					27	27			4	48.75	20	9,850	
	17	52	29	23	1			1	51	51			21	46.42	16	13,875	
	18	64	44	19	1			1	63	63			19	53.78	37	12,945	
	19	59	53	6					59	59			6	57.00	46	12,506	
	20	20	17	2	1			2	19	19			2		18	11,638	
	21	37	30	7				1	37	37	1		7	54.28	26	10,773	
	22	44	34	10				1	44	44			10	55.50	22	10,795	
	23	28	22	6					28	28			5	46.60	16	10,437	
	24	29	24	5				2	29	29			5	49.00	21	9,714	
	25	20	13	7					20	19	2		6	41.66	10	8,500	
	26	22	16	6					22	22			6	59.50	13	10,730	
	27	40	7	33				1	40	40	1		31	91.93	5	7,900	
	28	17	12	5				1	17	17	1		5	70.20	8	8,812	
	29	15	9	5	1				15	14			5	55.00	7	10,642	
	30	1															
541	1	2															
542	1	29	28	1					29	29			1		27	9,907	
	2	31	31						31	31	1		29	9,431	29	9,431	
	3	32	30	2					29	32			2		27	9,400	
	4	33	21	12					32	33			12	59.25	20	10,675	
	5	28	24	4					26	28			4	57.50	20	11,050	
	6	20	18	2					20	20			2		16	13,687	
	7	16	11	5					15	16			4	67.75	9	14,722	
	8	7	4	3					7	7			3	55.00	2		
	9	20	19	1					20	20			1		18	12,777	
	10	31	23	8				2	31	31			7	57.14	17	11,088	
	11	16	14	2					16	16		1	2		14	12,964	
	12	29	23	6					29	29			5	58.60	16	15,093	
	13	36	29	7					34	36			7	64.28	24	10,229	
	14	14	10	4					14	14			3	52.33	6	10,166	
	15	20	9	11					16	20		1	11	49.72	6	9,000	
	16	50	40	10				1	49	50			9	51.88	32	9,093	
	17	17	14	3					16	17			3	43.33	13	9,153	
	18	25	22	3					24	25			3	52.66	18	14,472	
	19	45	38	6					44	44			6	44.83	34	8,867	
	20	45	38	6					44	44			6	44.83	34	8,867	
	21	21	9	12					21	21			11	51.09	7	12,071	
	22	24	24						24	24			4		24	9,775	
	23	41	37	4				2	41	41			4	60.00	33	9,360	
	24	3	3						3	3					2		
	25	44	37	7	1				44	44	2		8	57.00	30	10,750	
	26	53	45	8				3	53	53			5	50.50	39	10,346	
	27	54	44	10					53	54			4	43.00	44	9,139	
	28	59	54	5					59	58			5	49.60	51	9,822	
	29	41	35	6					41	41	1		4	47.00	31	9,321	
	30	44	36	8					44	44			5	47.80	28	9,321	
	31	32	27	5					40	43	1		5	64.20	26	9,846	
	32	32	27	5					30	32	1	1	4	65.75	17	9,323	
	33	32	26	6					32	32			6	55.50	22	12,604	
	34	25	22	3					5	5			3	80.00	3		
	35	80	53	26					77	79			25	50.36	42	12,226	
	36	60	25	32	2				60	57			32	43.06	16	14,093	
	37	33	12	20				1	32	32	1		18	51.22	7	13,571	
	38	52	18	33					51	51			32	41.31	11	9,590	
	39	38	29	9					37	38			9	38.00	19	9,710	
	40	44	33	11					43	44			11	43.27	24	10,125	
	41	42	13	28					41	41			24	51.79	7	9,785	
	42	37	24	13				2	37	37	1		11	57.36	17	10,705	
	43	36	25	11					36	36			11	51.36	21	10,904	
	44	29	1	27					29	28			27	40.66	2		
	45	24	8	16					24	24			14	41.78	4	7,500	
	46	29	9	20					29	29			20	43.70	7	7,785	
543	1	123	30	93					122	123	1		93	28.90	1		
	2	108	39	69					108	108			67	29.94			
	3	98	26	56					97	97	1		65	29.94			
	4	77	34	41	3			3	76	74			43	30.67			
	5	50	4	5	2			2	49	48			3	40.11	19	12,078	
	6	99	4	5					99	99			5	45.20	37	10,832	
	7	30	2	26					30	30			26	40.00			
	8	17	9	8					17	17			9	23.69			
	9	54	6	48					54	51			27	26.03			
	10	22	14	8	1			2	22	19			13	25.48	1		
	11	111	21	86	3				88	88			86	31.58			
	12	71	22	46					68	67			41	43.68			
	13	44	37	7					43	43			6	40.66	26	10,423	
	14	41	34	7					40	36			1	40.66	30	10,950	

<sup>1</sup>For renter - occupied dwelling units and vacant nonseasonal not dilapidated units, for rent.  
<sup>2</sup>For owner - occupied dwelling units and vacant nonseasonal not dilapidated units, for sale only.

HOUSING—BLOCK STATISTICS

Table 3.—CHARACTERISTICS OF HOUSING FOR CENSUS TRACTS, BY BLOCKS: 1950—Con.

Census tract	Block	All dwelling units by occupancy and tenure					All dwelling units by condition and plumbing facilities			Occupied dwelling units			Contract monthly rent <sup>1</sup>		Value <sup>2</sup> of one-dwelling-unit structures		
		Total	Owner occupied	Renter occupied	Vacant non-seasonal not dilap., for rent or sale	Other vacant and non-resident	Number reporting	No private bath or dilap.	No running water or dilap.	Total	Persons per room		Occupied by non-white	Number reporting	Average monthly rent (dollars)	Number reporting	Average value (dollars)
											Number reporting	1.51 or more					
543	15	48	36	7	2	3	45			43	42	3	6	64.66	22	10.772	
545	1	113	12	101			110	1	1	113	112	1	100	245.2			
	2	101	11	88		2	99			99	98		86	25.70	2		
	3	81	14	67			79			81	80	2	65	27.38	1		
	4	85	12	72		1	83	4		84	83		70	25.11	2		
	5	81	12	68		1	81	4		80	80	1	67	27.50	1		
	6	156	16	136	3	1	156	1	1	152	152	3	135	27.69	2		
	7	176	20	155		1	174	1		175	174	4	152	27.20	3	9.333	
	8	134	14	121	3	1	133			135	133	4	122	25.54	1		
	9	162	15	143			159			158	156	2	144	25.17			
	10	94	10	84	4		88	1		94	94	1	84	25.64			
547	1	111	20	89	1	1	109	1		109	108	4	88	28.20			
	2	106	24	82			106			106	106		79	28.75			
	3	108	15	91	2	2	106			106	106		90	30.98	1		
	4	115	8	104	3	3	112			112	111	1	104	25.54			
	5	76	8	68			74			76	72		66	25.40			
	6	171	18	152	1	1	169	2	2	170	170		151	31.88	1		
	7	139	25	113	1	1	135			138	135	1	111	29.54			
	8	148	30	116		2	142	1	1	146	142	1	113	31.40			
	9	128	33	93		2	128	2		126	126	1	93	32.56			
	10	123	31	91	1		123			122	122		91	34.97	1		
	11	129	23	105	1		127	3	1	128	127	3	105	29.80			
548	1	38	28	10			38			38	38	1	10	50.50	22	9.727	
	2	31	21	10			31			31	31		10	54.00	16	11.312	
	3	59	44	15			57			59	57		15	110.60	25	13.020	
	4	35	13	22			15	1	1	15	15		2		10	121.00	
	5	33	31	2			33			33	33		2		27	10.814	
	6	32	22	5		1	27			27	27		4	50.75	18	10.511	
	7	32	4	26		2	32			30	30		4	65.00	24	11.250	
	8	57	50	7			57			57	57		7	53.57	42	101.90	
	9	67	56	11			67			67	67		10	62.50	49	9.381	
	10	69	64	5			68			69	69		4	60.50	57	9.015	
	11	72	61	11			72			72	72		11	58.09	57	9.780	
	12	86	81	3	1	1	85			84	84	1	4	71.25	76	10.776	
549	1	155	16	139			154	1		155	155		138	28.44			
	2	91	14	76	1		87	1	1	90	89		74	27.06			
	3	120	27	93			117	6	4	120	119		92	28.40	2		
	4	99	8	90		1	98	2		98	98	3	87	27.49			
	5	107	22	84	1		106			106	105	1	84	31.70			
	6	146	20	125		1	146	1		145	145	1	122	29.33			
	7	185	19	166			185	2	2	185	185	2	161	30.29			
	8	184	14	170			172	6	5	184	181	3	167	30.14			
	9	152	15	137			152	3		152	150	1	135	28.00			
	10	137	17	119	1		134	5	2	136	135	1	117	29.91			
	11	74	7	66		1	74		1	73	73		66	27.54			
	12	145	8	133	2	2	143		2	141	140	1	133	28.68			
	13	8		6	2		8		2	6	6		5	28.00			
551	1	12	35	12			12		1	12	12	1	11	43.09			
	2	88	51	37			74	1	1	86	84	1	50	39.32	1		
	3	99	67	32			98	6	1	99	98	4	65	45.55	1		
	4	199	14	181	2		195			195	192		181	28.73			
	5	195	20	173	1	1	184			193	181	1	169	28.31			
	6	199	18	179			198			197	197		178	27.71			
	7	123	12	110	1		121	4	4	122	122	3	109	28.84			
	8	121	12	109	1		121	2	1	120	120		113	32.83			
	9	115	19	96			115	8		115	115	1	96	31.58			
	10	90	5	84	1		86			89	87		81	26.93			
	12	29		29			29	1	1	29	29		29	31.93			
	13	162	17	142		3	154	1	1	159	149	1	140	31.59			
	14	190	17	171		2	187			184	187		170	28.81			
	15	20	4	16			19			20	19		15	37.80			
	552	1	7	5	2			7			7	7		2		4	23.750
2		14	12	2		1	14			13	13		1		11	17.727	
3		16	11	5			15			16	15		3	76.66	9	18.111	
4		18	15	3			16			18	18		2		13	19.615	
5		110	22	84		5	106	1	1	105	105	2	88	101.19	19	16.789	
6		47	4	41			47			46	46		42	101.42	5	12.800	
7		21	18	3			21			21	21		74	98.13	14	15.321	
8		39	10	28		1	39			38	38		28	99.10	7	17.000	
9		34	7	24		3	34			31	31		27	99.55	7	17.285	
10		34	8	30		1	38			38	37	1	31	96.61	7	17.285	
11		39															
17	11	7	4			11			11	11		4	52.50	4	10.500		

<sup>1</sup>For renter - occupied dwelling units and vacant nonseasonal not dilapidated units, for rent.  
<sup>2</sup>For owner - occupied dwelling units and vacant nonseasonal not dilapidated units, for sale only.

Table 3.—CHARACTERISTICS OF HOUSING FOR CENSUS TRACTS, BY BLOCKS: 1950—Con.

Census tract	Block	All dwelling units by occupancy and tenure					All dwelling units by condition and plumbing facilities			Occupied dwelling units				Contract monthly rent <sup>1</sup>		Value <sup>2</sup> of one-dwelling-unit structures	
		Total	Owner occupied	Renter occupied	Vacant non-seasonal not dilap., for rent or sale	Other vacant and non-resident	Number reporting	No private bath or dilap.	No running water or dilap.	Total	Persons per room		Occupied by non-white	Number reporting	Average monthly rent (dollars)	Number reporting	Average value (dollars)
											Number reporting	1.51 or more					
552	18	29	11	18		29			29	29			17	48.58	7	13,428	
	19	8	8			8			8	8					4	13,687	
	20	7	5	2		7			7	7			2		4	14,255	
	21	10	9	1		10			10	10					9	11,555	
	22	37	24	13		37			37	37			13	69.69	14	10,285	
	23	26	21	5	2	26			26	26			5	59.99	18	1,016	
	24	34	25	9		34	2	2	34	34			3	44.00	17	8,915	
	25	23	20	3		23			23	23			3	55.00	19	8,310	
26	29	27	1	1	27			27	27			2		26	8,730		
27	30	25	4		30	1	1	29	29			4	52.50	22	10,454		
553	1	2															
	3	37	2			37	3	1	36	36			33	31.69			
	4	20	4	34		20			20	20	2						
	5	79	19	58	2	79	9	9	77	77			16	28.56			
	6	164	36	128		163	5	2	164	164	1		126	33.24	6	7,083	
	7	66	33	33		74	3		76	75			40	30.81	2	7,300	
	8	204	46	158		201			204	204	1		155	36.57			
	9	270	13	257		243	3	1	270	270	2		255	33.21			
554	1	68	2	51	11	68	1	1	53	53			61	94.93	1	15,316	
	2	37	3	34		38			39	39			4	58.50	30	1,537	
	3	71	1	70		77			77	77			9	70.55	56	12,571	
	4	87	1	86	1	81	2	1	82	80			5	60.60	64	11,976	
	5	72	1	71		69			72	69			5	54.60	59	10,559	
	6	32	2	30		33			32	32			2		26	11,884	
	7	34	2	32		33			34	32			7	64.85	23	10,652	
	8	22	2	20		21			22	22			2		19	11,947	
	9	36	13	23		36	1	1	36	36			13	64.00	22	12,840	
	10	37	3	34		37	1	1	37	37	1		2		32	9,514	
	11	90	1	89	35	87	2	2	53	51			85	96.67			
	12	19	9	10	1	19	1		18	18	1		9	50.00	6	9,583	
13	28	20	7		28			27	27			7	57.85	16	10,500		
555	1	118	30	88		118			118	118	1		86	33.50	14	11,250	
	2	92	41	51		94			98	98			57	37.54	21	11,095	
	4	66	15	51		66			66	66			6	32.80	6	12,750	
	5	73	17	56		72	1	1	73	72			1	55.78			
	6	35	24	11	1	35	1		35	35	2		2	34.88	3	6,833	
	7	121	24	97		121	12	6	114	114	2		87	28.17	7	7,285	
	8	164	40	124		156			160	156	1		115	31.45	7	8,000	
	9	6	2	4		6			6	6			4	40.00			
556	1	72	71	1		69			72	71			1		64	9,700	
	2	83	76	7		83	1	1	83	80			7	60.00	69	9,946	
	3	36	31	5		35			36	36	2		4	35.25	28	11,803	
	4	70	58	12		69	1		70	70			12	56.66	49	11,363	
	5	73	63	10	1	72	2	1	72	71			8	57.00	53	10,075	
	6	63	58	5		62			63	63	1		5	74.30	52	10,401	
	7	31	29	2		31			31	31			2		28	9,482	
	8	31	29	2		31			31	31			2		29	8,768	
	9	26	21	5		26			26	26			2		26	12,603	
	10	21	19	2		21			20	20					18	11,805	
	11	31	30	1		31			31	31			1		29	9,241	
	12	36	33	3		32	1		36	33			1		29	9,120	
557	1	31	11	19		31			30	30			18	39.16			
	2	78	33	45		78			78	77			41	36.29	4	8,625	
	3	36	15	18	2	36			33	33	1		19	41.10	4	11,125	
	4	55	10	44	1	54			54	54			44	33.06			
	5	7	2	5		6			7	7			5	32.60			
	6	71	6	65		70			71	71			64	31.14			
	7	177	21	154	2	177			175	175			151	28.55			
	8	227	20	202	5	225	4	4	222	222			203	29.26			
	9	145	35	109	1	145			144	144	1		110	34.30			
	10	159	30	128		159			158	158			120	42.41	1		
	11	84	23	61		84	1		84	84			60	42.63	3	7,000	
	12	51	28	23		51	3	1	40	40			33	37.91	12	9,400	
	13	40	14	26		38			40	40			26	31.07	2		
	14	110	18	90		110			108	108			89	36.98	4	10,375	
	15	97	31	66		97			97	97			65	42.96			
558	1	38	33	5		38			38	38			4	68.75	27	9,870	
	2	32	28	4	1	32			31	31	1		7	54.28	19	10,526	
	3	28	25	3		28			28	28			1		24	10,875	
	4	27	25	2		26			27	27			1		24	9,345	
	5	26	24	2		26			25	25			1		22	9,136	
	6	33	24	9		33			33	33			8	45.62	22	9,443	
	7	32	31	1		32			32	32			1		29	9,286	
	8	16	15	1		16	2	1	16	16			1		14	9,571	

<sup>1</sup>For renter-occupied dwelling units and vacant nonseasonal not dilapidated units, for rent.  
<sup>2</sup>For owner-occupied dwelling units and vacant nonseasonal not dilapidated units, for sale only.

## HOUSING—BLOCK STATISTICS

Table 3.—CHARACTERISTICS OF HOUSING FOR CENSUS TRACTS, BY BLOCKS: 1950—Con.

Census tract	Block	All dwelling units by occupancy and tenure					All dwelling units by condition and plumbing facilities			Occupied dwelling units			Contract monthly rent <sup>1</sup>		Value <sup>2</sup> of one-dwelling-unit structures		
		Total	Owner occupied	Renter occupied	Vacant non-seasonal not dilap., for rent or sale	Other vacant and non-resident	Number reporting	No private bath or dilap.	No running water or dilap.	Total	Persons per room		Occupied by non-white	Number reporting	Average monthly rent (dollars)	Number reporting	Average value (dollars)
											Number reporting	1.51 or more					
558	9	16	16						16	16						14	10,250
	10	38	34	4		16			38	38					30	9,246	
	11	24	21	2	1	23			23	23			4	55.25	21	10,747	
	12	15	15			15		1	15	15					15	10,566	
	13	46	39	5	1	46		1	44	44			5	57.00	32	11,826	
	14	45	34	11		44			45	45	1		10	60.50	24	10,456	
15	46	39	7		45			46	46			6	60.16	33	12,045		
559	2	53	11	41	1	53		2	52	52	1		40	31.17	2		
	3	74	19	52	2	71		2	71	70	1		51	34.64	2		
	4	191	40	151		177			191	190	1		149	36.00	1		
	5	28	2	26		26			28	27	5		26	38.07			
	6	73	9	61	2	73			70	70	1		63	27.09			
	7																
560	1	20	6	13	1	19			19	19	1		13	48.07	4	9,250	
	2	29	16	2	9	27		2	18	18			2		17	11,794	
	3	31	27	4		29			31	31			3	76.66	19	9,789	
	4	4	4			4			4	4					3	10,333	
	5	24	21	3		24			24	24			3	55.00	20	9,425	
	6	18	18			18			18	18					16	10,956	
	7	7	7			7			7	7					7	12,071	
	8	28	21	7		28		1	28	28			7	52.42	18	10,250	
	9	57	40	16		57		1	56	56	1		15	60.53	29	11,603	
	10	19	16	2		19		1	18	18			2		12	10,625	
	11																
	12	19	13	6		19		1	19	19			4	47.25	11	10,818	
	13	17	10	6		17			16	16			4	50.16	3	9,833	
	14	32	27	4		32			31	31			4	56.50	24	10,075	
	15	2	2			2			2	2							
	16	15	11	4		15			15	15			4	95.00	11	9,863	
	17	15	12	3		15			15	15			3	60.66	11	9,745	
	18	41	33	8		41			41	41			5	49.60	30	9,450	
	19	23	20	3		23			23	23			2		17	11,176	
	561	1	3		3		3			3	3						
2		1		1		1			1	1							
3		1		1		1			1	1							
4		1		1		1			1	1							
5		1		1		1			1	1							
6		1		1		1			1	1							
7		1		1		1			1	1							
8		1		1		1			1	1							
9		1		1		1			1	1							
10		1		1		1			1	1							
562	1	25	21	4		23		1	25	25	1		3	65.00	15	10,300	
	2	33	21	6		31		1	27	27			5	80.00	16	12,968	
	3	33	26	7		31			33	32			6	55.83	19	9,615	
	4	29	27	2		28			29	27			2		25	9,176	
	5	54	42	12		51			54	51			9	52.00	32	9,818	
	6	26	25	1		25			26	26			1		21	9,571	
	7	26	25	1		26			26	25			1		20	10,225	
	8	28	26	2		28			28	28			1		24	10,197	
	9	20	19	1		20			20	20			1		19	12,221	
	10	31	21	10		31			31	31			9	55.55	20	13,900	
564	1	26	20	6		26			26	26			6	68.33	16	11,343	
	2	25	23	2		25			25	25			2		21	10,285	
	3	26	22	4		26		1	25	25			1		19	10,184	
	4	17	15	2		16			17	17			2		14	18,214	
	5	28	24	4		28			28	28			4	73.00	21	11,781	
	6	32	25	7	1	29			31	30	1		23	57.08	4	13,500	
	7	14	11	3		14			13	13			2		5	12,200	
	8	59	51	8		57		1	58	58			19	49.68	24	12,000	
	9	22	17	5		22		1	22	22			3	50.33	14	10,250	
	10	21	12	9		21			20	20			7	55.00	6	13,250	
565	1	25	21	4		23			24	24			21	39.80	1		
	2	39	33	6		39		1	39	39			9	57.22	21	10,904	
	3	39	28	11		39			39	39			10	46.80	18	10,861	
	4	79	67	12		69		2	79	73	3		62	75.00	10	11,100	
	5	84	79	5		83		1	82	79			79	74.69	10	9,730	
	6	16	13	3		16			16	16			2		13	9,730	
	7	18	17	1		17			18	17	1		10	53.40	22		
	8	29	28	1		29			29	29			2		26	11,519	
	9	4	4			4			4	4			1		3	8,166	
	10	16	13	3		16			16	16	1		2		12	11,333	

<sup>1</sup>For renter-occupied dwelling units and vacant nonseasonal not dilapidated units, for rent.<sup>2</sup>For owner-occupied dwelling units and vacant nonseasonal not dilapidated units, for sale only.

Table 3.—CHARACTERISTICS OF HOUSING FOR CENSUS TRACTS, BY BLOCKS: 1950—Con.

Census tract	Block	All dwelling units by occupancy and tenure					All dwelling units by condition and plumbing facilities			Occupied dwelling units			Contract monthly rent <sup>1</sup>		Value <sup>2</sup> of one-dwelling-unit structures	
		Total	Owner occupied	Renter occupied	Vacant non-seasonal not dilap., for rent or sale	Other vacant and non-resident	Number reporting	No private bath or dilap.	No running water or dilap.	Total	Persons per room		Number reporting	Average monthly rent (dollars)	Number reporting	Average value (dollars)
											Number reporting	1.51 or more				
565	5	32	12	17	1	2	32	1	29	29	1	16	35.68	6	7,583	
	6	31	19	12			30	1	31	31		11	29.81	14	5,778	
	7	1														
	8	19	11	8			19	2	19	19		8	28.37	6	5,583	
	9	14	5	8			14	1	13	13		8	28.75	3	4,333	
	10	14	8	5		1	14	2	13	13		5	32.00	4	7,125	
	11	15	10	2		3	15	3	12	12		2		6	7,616	
	566	1	18	16	2			18		18	18		1		15	12,666
		2	4	4				4		4	4				3	12,333
		3	57	10	47			57		57	57		46	50.56	8	13,437
		4	36	30	6			35	2	36	35		4	47.75	26	10,576
5		5	4	1			5		5	5		1		3	18,333	
6		1														
7		1														
8		35	31	4			35		35	35		4	64.50	28	12,242	
9		33	29	4			33		33	32		3	69.33	28	10,935	
10		39	31	8			39		39	39		8	44.50	25	11,980	
11		32	28	3	1		32		31	31		2		27	13,037	
12		11	5	6			11	1	11	11		5	45.60	4	20,500	
13		26	26				26		26	24		2		2	12,152	
14		18	16	2			17		18	17		2		14	12,857	
15		26	19	7			25		26	25		7	40.85	17	13,000	
567	4	156	53	103			156		156	156		103	36.01	1		
	2	84	26	58	1	2	84		81	81	1	55	33.14	4	8,750	
	3	96	58	36	1		94	1	94	93	1	35	47.82	22	9,777	
	4	85	41	43		1	84	3	84	84		43	38.37			
	5	86	34	52			85	1	85	86		51	42.00	2		
	6	57	48	9			53		57	53	1	4	36.75	43	10,093	
	7	51	23	28			51	4	51	51		27	44.14	2		
	8	22	12	10			22		22	22	1	10	43.00	2		
	9	44	24	20			43	1	44	44		19	39.68	2	10,055	
	10	46	30	16			46	6	46	46	1	16	41.12	16	9,437	
	11	62	29	33			61	4	62	61		33	38.42			
	12	57	33	24			57	1	57	57		24	44.29	13	8,769	
	568	1	8	6	2			8		8	8		2		4	8,750
3		16	13	3			16		16	15		3	90.00	13	8,615	
4		10	8	2			10		10	10		2		7	8,428	
5		2														
7		2					5		5	5		3	71.66			
8		33	8	25		1	32		33	32		25	96.60	6	8,583	
9		49	23	22			49		45	45	1	21	111.00	3	14,666	
10		22	17	5			22		22	22		5	56.00	12	10,766	
11		26	21	4	1		26		25	25		4	66.25	18	9,627	
12		26	21	5			26		26	26	1	5	49.00	20	8,650	
15		18	14	4			18		18	18		3	63.33	10	9,550	
16		27	22	5			27		27	27		5	67.40	18	11,916	
17		15	9	6			15		15	15	1	6	63.33	6	12,583	
18		26	18	8			26		26	25		6	61.33	14	9,714	
19		14	9	5			14		14	14		3	55.00	7	8,814	
20		33	23	10			33	1	33	33		8	55.50	15	9,626	
21		2														
22		9	8	1			9		9	9		1		8	8,500	
24		22	15	7			22		22	22		6	52.66	11	9,936	
25		8	4	4			8		8	8		3	43.33	1		
26		28	22	6			28		28	28	1	6	59.83	16	8,718	
27		11	6	5			11	1	11	11	2	5	49.00	5	15,100	
28		33	11	20	1	1	33	1	31	31		20	53.20	4	6,000	
29		14	8	4		2	14	2	12	12		4	77.25	4	13,625	
30		12	9	3			12		12	12		3	50.66	6	13,000	
31		12	8	4			12		12	12		4	46.25	5	14,300	
32		16	11	4		1	16		15	15		4	65.00	10	12,000	
33		11	10	1			11		11	11		4		10	13,950	
34		5	5				5		5	5				5	14,000	
35		9	7	2			9	1	9	7		2		6	10,666	
36		7	5	2			7		7	7		2		3	13,000	
37		17	13	3		1	17		16	16		4	57.50	11	11,909	
38		6	5			1	6		5	5		1		3	15,000	
39		25	15	9			24	1	24	24		8	53.75	11	11,436	
40		20	14	5		1	20		19	19		5	43.40	11	12,727	
41	38	14	24			38		38	38	1	24	43.12	12	12,000		
42	23	14	9			23		23	23		8	51.12	11	14,681		
43	24	10	14			24		24	22		12	44.75	3	11,000		
44	12	11	1			12		12	12		1		10	11,050		
45	33	11	22			32		33	33	1	20	36.45	7	12,285		
46	10	7	3			10		10	10		2		6	12,750		
47	36	33	3			35	3	36	36	1	3	44.66	29	10,413		
48	5	1			1	5		4	4			43.33	1			
49	10	10				10	4	10	10				8	13,250		
50	23	21	2			23		23	23	1			19	12,947		

<sup>1</sup>For renter - occupied dwelling units and vacant nonseasonal not dilapidated units, for rent.  
<sup>2</sup>For owner - occupied dwelling units and vacant nonseasonal not dilapidated units, for sale only.

## HOUSING—BLOCK STATISTICS

Table 3.—CHARACTERISTICS OF HOUSING FOR CENSUS TRACTS, BY BLOCKS: 1950—Con.

Census tract	Block	All dwelling units by occupancy and tenure					All dwelling units by condition and plumbing facilities			Occupied dwelling units			Contract monthly rent <sup>1</sup>		Value <sup>2</sup> of one-dwelling-unit structures	
		Total	Owner occupied	Renter occupied	Vacant non-seasonal not dilapid., for rent or sale	Other vacant and non-resident	Number reporting	No private bath or dilap.	No running water or dilap.	Total	Persons per room		Number reporting	Average monthly rent (dollars)	Number reporting	Average value (dollars)
											Number reporting	1.51 or more				
569	1	28	17	10		1	28		27	27		5	49.80	8	10.000	
	2	22	16	6			22	2	22	22		6	48.16	12	10.416	
	3	32	17	15			32		32	32		15	44.93	8	10.375	
	4	34	22	12			34		34	34		11	48.63	7	10.142	
	5	32	23	9			32		32	32	1	9	55.11	15	9.900	
	6	54	39	13	2		54		52	52		13	46.69	30	10.333	
	7	50	41	9			50		50	50		9	44.11	34	10.308	
	8	54	45	8	1		54		53	53		9	46.22	33	9.915	
	9	51	43	8			51	1	51	51	1	7	51.85	36	10.555	
	10	65	51	14			65		65	65		14	42.21	43	10.453	
	11	35	26	9			35		35	35		9	46.77	17	10.341	
	12	146	116	28		2	146		144	141		26	45.57	92	10.584	
577	1	86	28	57	1		86		85	85		56	44.03			
	2	169	18	149			167		167	167		149	30.14			
	3	158	14	142		2	158	1	156	155	5	140	36.44	1		
	4	13	5	8			13		13	13		7	34.85			
	5	22	2	20			22		25	25		23	27.86			
	6	26	2	24	1		26		25	25		23	27.86			
	7	39	5	34		1	39		39	39		34	44.50			
	8	96	18	76		2	96		94	94	1	76	33.32			
	9	48	11	37		2	48		48	48		37	36.32	1		
	10	64	22	42			64		64	63		42	39.59	7	10.285	
	11	44	16	28			44		44	44	1	27	37.70	3	10.000	
	12	142	54	88		2	142		142	140	1	85	38.82	6	10.500	
	13	158	46	110		2	157	5	156	156	1	109	34.32	6	9.583	
	14	149	58	88	2		147	1	146	146	1	91	41.24	12	8.358	
	15	86	29	55	3		85	1	84	84	1	57	43.92	2		
	16	65	25	39	1		65	2	64	64		40	39.62			
578	1	33	30	3			32		33	33		3	56.00	28	9.221	
	2	17	16	1		1	16		16	16		16	11.656			
	3	27	26	1			27		27	27		23	9.826			
	4	18	16	2			18		18	18		13	9.884			
	5	26	20	5		1	26		25	25	3	15	10.600			
	6	28	25	3	1		28		27	27		23	8.752			
	7	22	9	13	5		22		17	17		7	10.111			
	8	8	6	2			8		8	8		2	9.740			
	9	21	15	6			21		21	21		6	4.300	10	9.920	
	10	16	15	1			16		16	16		12	12.208			
	11	28	23	5			28		28	28		2	11.261	21	11.261	
	12	28	25	3			27		28	28		3	6.166	22	10.713	
	13	17	15	2			17	1	17	16		2	9.692	13	9.692	
	14	2					2		2	2		1		7	8.357	
	15	8	7	1			8		8	8		2		8	9.500	
	16	10	8	2		2	10		10	10		3	5.100	8	11.000	
	17	15	10	3			15	1	13	13		5	5.100	8	11.000	
	18	68	49	19	1		68	1	67	67	1	18	50.38	41	8.292	
	19	20	19	1			20		20	19		1	10.552	19	10.552	
	20	11	9	2		2	11		9	9		9	12.311			
	21	18	13	4	1		18	1	17	17	1	4	53.75	12	10.125	
	22	4	4				4		4	4		4	8.375	4	8.375	
	23	51	41	5	4	1	51	2	46	45		5	47.20	42	9.083	
	24	36	31	5			36		36	36	1	5	44.60	26	8.903	
	25	40	22	18			38		40	40		18	46.66	14	10.107	
	26	43	29	14			43		43	43	2	13	51.30	18	10.027	
	27	15	12	3			15		15	15		3	35.33	9	11.666	
	28	8	6	2	2		8		6	6		8		8	10.750	
579	1	46	32	13		1	45		45	45		11	50.81	18	9.611	
	2	147	25	119	2	1	146		144	142		120	33.31			
	3	196	19	177			196	1	196	196	1	176	29.41			
	4	24	17	7			24		24	24		7	47.28	12	9.416	
	5	161	18	141	1	1	161	1	159	159	1	139	33.71	3	9.000	
	6	70	30	40			70	1	70	70		40	43.95	2		
580	2	8	7	1			8		8	8		1		6	12.000	
	3	40	34	5	1		40		39	39		6	80.00	26	10.076	
	4	34	33	1			34		34	34	1	1		32	11.140	
	5	24	23	1			23		24	24		1		22	12.090	
	6	24	16	8			24		24	24		8		12	12.708	
	7	35	32	3			35		35	35	1	3	56.25	29	9.975	
	8	35	31	4			35		35	35		4	55.00	26	8.961	
	9	15	11	4			15	1	15	15		4	52.00	8	12.750	
	10	22	18	3		1	22		21	21		3	76.66	11	10.909	
	11	41	33	8			41		41	41		8	47.87	29	10.137	
	12	24	16	8			24	1	24	24		8	48.12	12	11.458	
	13	34	30	3		1	34	1	33	32		3	65.00	28	10.357	
	14	20	19	1			19		19	19		19		19	11.605	
	15	36	31	4	1		35		35	35	1	4	96.50	29	11.282	
	16	8	8				8		8	8		8		8	11.750	
	17	19	14	5			19		19	18		5	65.60	10	12.750	

<sup>1</sup>For renter—occupied dwelling units and vacant nonseasonal not dilapidated units, for rent.<sup>2</sup>For owner—occupied dwelling units and vacant nonseasonal not dilapidated units, for sale only.

Table 3.—CHARACTERISTICS OF HOUSING FOR CENSUS TRACTS, BY BLOCKS, 1950—Con.

Census tract	Block	All dwelling units by occupancy and tenure					All dwelling units by condition and plumbing facilities			Occupied dwelling units			Contract monthly rent <sup>1</sup>		Value <sup>2</sup> of one-dwelling-unit structures		
		Total	Owner occupied	Renter occupied	Vacant non-seasonal not dilap., for rent or sale	Other vacant and non-resident	Number reporting	No private bath or dilap.	No running water or dilap.	Total	Persons per room		Occupied by non-white	Number reporting	Average monthly rent (dollars)	Number reporting	Average value (dollars)
											Number reporting	1.51 or more					
580	18	26	23	3		26			26	25	1		3	53.33	20	12,480	
	19	14	12	2		14			14	14			2		10	13,600	
	20	13	11	2		13			13	13			2		7	14,857	
	21	22	15	7		22			22	22			7	77.14	6	15,833	
	22	34	29	4		30	2	2	33	33	1		3	46.33	24	13,208	
	23	21	21			20			21	21	2				21	12,142	
	24	10	6	2		8		2	8	8	1			2	3	10,000	
	25	12	9	3		12			12	12				3	8	13,750	
	26	15	13	2		14			15	15				2	10	12,300	
	27	13	9	4		12			13	13	1			4	8	12,937	
	28	9	6	1	1	1			7	7				2	4	10,000	
	29	10	9		1				9	9				1	7	10,928	
	30	12	4	6	1				10	10				7	4	12,000	
	31	29	21	6		2			26	27	1			6	18	12,722	
	32	8	7	1		8			8	8				1	6	12,000	
	33	4	4			4	1	1	4	4	1			1	4	5,500	
	34	13	8	3		10	1	1	11	11				3	6	9,000	
	35	28	16	4		18			20	20	3			4	13	10,076	
	36	21	15	4		19			19	19				2	13	12,346	
	37	22	19	1		22			20	20				1	18	12,750	
	38	18	16	1		15	1		17	17	1				18	11,466	
	581	1	59	38	21		49			59	58			19	41.57	25	8,960
		2	16		14	2	16	1	1	14	14			16	57.31		
		3	50	27	23		50			50	49			23	41.82	7	10,000
		4	103	31	72		103			103	102			71	31.85	6	10,000
		5	71	21	50		70	2		71	70	1		48	40.83	2	
		6	82	42	40		82	3		82	82			39	44.35	5	12,000
		7	172	43	128		172	1	1	171	171	1		128	45.98	2	
		8	119	27	91	1	117	2	2	118	115			87	30.39	1	
		9	121	12	109		120	1		121	121	2		106	39.85		
		10	69	2	67		68			69	69			63	50.17		
		12	21	6	15		21			21	20			13	35.00	1	
		13	57	2	54	1	57	3	2	56	55	2		53	32.62		
		583	1	102	32	68	2	102	3		100	100	3		68	36.75	
	2		108	47	61		108			108	108	2		58	39.74		
	3		100	33	67		99	2	1	100	99			65	38.58		
	4		80	37	43		78			80	80	1		38	41.65	3	12,833
	5		102	44	57		102	2	1	101	101			56	38.96		
6	128		37	84		128	1		121	121			82	44.22			
7	128		37	88	1	121	3	3	125	123	2		81	40.92			
8	132		45	86		131	5		131	129	2		84	38.75			
9	104		9	93	1	103	9		102	102	1		92	31.96			
10	13		2	11		13	1	1	13	13			11	30.54			
11	67		15	51	1	66	1		66	66			52	37.48			
12	140		8	132		126			140	140	3		131	28.81			
585	1	109	44	63	1	108	2		107	106			60	39.81	1		
	2	96	17	79		92	3		96	94	3		79	33.51			
	3	49	14	32	1	49	2		46	45	1		33	33.84			
	4	60	14	45	1	59	1		59	59			46	32.69			
	6	110	17	91	2	109	4	4	108	107	3		92	31.50	1		
	7	111	21	89		110	3		110	110			88	28.52			
	8	100	24	76	1	97			100	97	3		73	31.83	2		
	9	110	41	69		110	4		110	110			66	39.16	2		
	10	111	34	77		110			111	111	1		75	42.32			
	11	101	33	64	4	99	7		97	97	3		58	36.65			
	12	158	52	104	2	158	3	1	156	156	3		105	34.93			
	13	79	13	64	2	79			77	77			63	35.92			
	14	37	1	36		37	2		37	37			36	40.38			
	15	21	2	19		21			21	21			18	30.72			
	16	97	34	62	1	96	1	1	96	95			58	42.00	1		
	17	45	19	26		44			45	45	1		26	47.88			
	587	1	127	40	86	1	121			126	123	2		84	43.29	3	10,000
2		101	27	72	2	100	1		99	99	1		73	41.67	3	12,333	
3		118	28	90		116	6	1	118	116			87	30.72	3	9,333	
4		152	58	94		146			152	152	2		89	45.08	7	12,285	
5		156	38	115	1	153	2		153	153	1		115	35.60	1		
6		151	39	109	2	150	1		148	146	2		105	38.64			
7		115	49	66		112	2	1	115	114			62	37.59	1		
8		340	43	295		326	4		338	336	3		291	40.38	1		
588	1	10	6	1	3	10			7	7					6	9,083	
	2	12			12			12									
	3	10	9	1		10			10	10					9	14,166	
	4	16	13	3		16			16	16	1		3	41.66	13	10,538	
	5	29	22	5	1	29			27	27			5	67.80	17	13,941	
	6	34	23	4	7	34			27	27	1		2		20	10,950	

<sup>1</sup>For renter-occupied dwelling units and vacant nonseasonal not dilapidated units, for rent.  
<sup>2</sup>For owner-occupied dwelling units and vacant nonseasonal not dilapidated units, for sale only.



HOUSING—BLOCK STATISTICS

Table 3.—CHARACTERISTICS OF HOUSING FOR CENSUS TRACTS, BY BLOCKS: 1950—Con.

Census tract	Block	All dwelling units by occupancy and tenure					All dwelling units by condition and plumbing facilities			Occupied dwelling units			Contract monthly rent <sup>1</sup>		Value <sup>2</sup> of one-dwelling-unit structures		
		Total	Owner occupied	Renter occupied	Vacant non-seasonal not dilap., for rent or sale	Other vacant and non-resident	Number reporting	No private bath or dilap.	No running water or dilap.	Total	Persons per room		Occupied by non-white	Number reporting	Average monthly rent (dollars)	Number reporting	Average value (dollars)
											Number reporting	1.51 or more					
588	7	20	20			20	1	1	20	20					19	10,605	
	8	29	28		1	29			28	28				28	11,571		
	9	43	36	7		43			43	43		6	591.6	32	10,906		
	10	54	46	8		54			54	54		8	535.0	40	10,975		
589	1	14	2	12		14			14	14			12	307.5			
	2	42	2	40		41			42	42			32	299.4			
	3	191	13	176		191		2	189	189	2		175	297.4			
	4	18	2	16		18			18	18			16	338.7			
	5	213	15	197	1	212	1	1	212	212			197	280.8			
	6	141	22	118		139			140	140	2		117	295.8			
	7	123	29	93		121			122	121			91	301.0			
	8	111	20	89	1	110	3		109	107	1		89	276.2			
	9	57	14	41	1	57	1		55	55	1		41	294.8			
	10	53	14	39		52			53	52			38	284.2			
	11	205	22	182		204	2	1	204	204	2		182	269.9			
	12	152	17	135		151	14	14	152	152	3		135	261.8			
	13	103	19	83		103	11	11	102	102	3		82	265.6			
	14	122	19	102		122			121	121	1		102	282.0			
	15	82	15	65	1	82	10	7	80	80	1		66	315.4			
	16	80	17	62	1	80	2		79	79	1		61	270.8			
590	1	21	20	1		21	1	1	21	21			1		18	10,555	
	2	34	28	4	1	34			32	32			4	687.5	25	9,812	
	3	48	35	11	1	48			46	46	1		11	299	29	9,844	
	4	44	42	2		44			44	44			2	553.6	40	10,305	
	5	26	26			26			26	26					25	11,520	
	6	40	35	5		40			40	40	1		3	516.6	33	9,348	
	7	22	18	4		22			22	22	1		4	975.0	13	11,015	
	8	26	23	3		26			26	26			3	656.6	20	12,645	
	9	20	20			20			20	20					16	11,556	
	10	15	15			15			15	15					15	12,400	
	11	10	9	1		10			9	9					8	12,250	
	12	9	9			9			9	9					9	11,833	
591	1	130	27	102		130	1		129	129			102	279.7	1		
	2	111	31	77	1	109			108	107		1	76	290.9	1		
	3	133	28	105		134			133	133			103	291.8			
	4	120	26	93		119	4	1	119	119			92	300.6			
	5	103	25	78		103			103	102			78	302.9			
	6	26	3	23		26			26	26			22	341.3			
	7	100	27	73		100			100	100			72	292.2			
	8	79	15	64		79	2	1	79	79			63	323.2	1		
	9	145	22	122		144			144	144			121	279.2			
	10	129	13	114	2	129	7		127	127	1		116	307.6			
	11	117	23	94		115	11	2	117	116		2	94	272.8			
	12	134	23	110	1	133	2	2	133	133	1	2	110	275.6			
	13	136	19	115	2	135	3		134	134		1	116	262.2			
	14	131	16	113		128	2	2	129	128			113	262.5	1		
	15	151	16	134		149	3	5	150	149	2	2	133	275.1			
	16	144	18	96		112	1		114	114	2	2	94	266.3	2		
	592	1	34	33	1		34			34	34			1		31	11,812
2		37	33	4		37			37	37	1		4		30	12,466	
3		23	23			23			23	23					23	10,195	
4		42	38	4		42			42	42	2		4	700.0	34	11,035	
5		24	23	1		24			24	24			1		23	11,130	
6		28	28			28			28	28	1				28	10,571	
7		27	26	1		27			27	26			1		26	10,788	
8		26	25	1		26			26	24			1		22	11,568	
9		34	22	12		34			34	34			2		30	12,016	
10		35	34	1		35			35	34			1		33	12,348	
11		25	23	1	1	25			24	24			2		22	13,409	
593	1	70	18	52		69	18	9	70	69	4		52	351.1			
	2	54	19	34	1	54		2	53	53			35	398.5	1		
	3	60	31	29		60			60	60			29	451.0	2		
	4	18	6	11		17			17	17			12	387.5	1		
	5	96	31	65	1	93	1		96	94	2	2	64	367.5			
	6	58	28	30		56		4	58	58			29	392.7	7	8,414	
	7	83	23	59	1	81			82	81	1	3	58	330.6	3	8,600	
	8	29	5	24		29			29	29			24	278.7	1		
	9	110	33	77		108	4	2	110	110	3		76	340.7	5	6,500	
	10	62	29	32		62			61	61			31	434.8	2		
	11	101	25	75	1	99			100	99		1	72	377.9	3	8,666	
	12	120	41	78	1	119		1	119	119	1		79	432.5			
	13	109	41	67		109			108	108			65	355.3	1		
	14	125	11	113		121		3	124	123			113	448.4	2		
	15	41	4	37		41			41	41			36	414.4	1		
	16	68	12	55		67		1	67	67			55	385.4	2		

<sup>1</sup>For renter-occupied dwelling units and vacant nonseasonal not dilapidated units, for rent.  
<sup>2</sup>For owner-occupied dwelling units and vacant nonseasonal not dilapidated units, for sale only.

Table 3.—CHARACTERISTICS OF HOUSING FOR CENSUS TRACTS, BY BLOCKS: 1950—Con.

Census tract	Block	All dwelling units by occupancy and tenure					All dwelling units by condition and plumbing facilities			Occupied dwelling units			Contract monthly rent <sup>1</sup>		Value <sup>2</sup> of one-dwelling-unit structures		
		Total	Owner occupied	Renter occupied	Vacant non-seasonal not dilap., for rent or sale	Other vacant and non-resident	Number reporting	No private bath or dilap.	No running water or dilap.	Total	Persons per room		Number reporting	Average monthly rent (dollars)	Number reporting	Average value (dollars)	
											Number reporting	1.51 or more					Occupied by non-white
593	17	147	41	105		1			146	145	1		103	45.67	11	8,954	
594	1	19	19						19	19					19	13,736	
	2	32	27	3	1	1			30	30			4	81.25	23	13,108	
	3	31	28	3					31	31			3	51.66	26	12,557	
	4	35	34	1					35	35			1		32	12,156	
	5	48	47	1					48	48			1		46	11,930	
	6	48	41	6		1			48	47			5	95.00	39	10,982	
	7	49	44	4		1			48	48			4	96.25	41	11,292	
	8	31	31						31	31					31	12,403	
	9	31	30	1					31	31					29	11,879	
	10	44	43	1					44	44					42	10,995	
	11	46	45	1					46	46					45	10,855	
	12	30	29			1			29	29					29	12,234	
	13	30	30						30	30					30	12,100	
595	1	63	32	30	1				62	60	1		28	37.85	13	8,115	
	2	40	13	26		1			39	38			26	38.69	5	8,000	
	3	88	44	44					88	88			43	37.76	7	7,785	
	4	44	12	32				2	44	43		1	31	31.03	2		
	5	35	17	18				1	35	35			18	37.11			
	6	97	9	87	1			1	96	96			2	27.03			
	7	55	23	32				4	55	55			2	38.20	2		
	8	43	13	30				2	43	43			1	41.76	1		
	10	34	14	20		1		2	33	32			1	45.66	2		
	11	96	31	6		1		2	95	95			2	49.68	1		
	12	41	13	28				1	41	39		1	26	43.92	2		
	15	55	14	41				1	55	55			3	38.92	4	11,000	
	16	28	8	20				2	28	28			1	41.27	1		
	17	20	9	11				2	20	20			1	49.00	2		
	18	112	37	72	1	2		11	109	108			6	45.19			
	19	53	12	40		1		4	52	52		3	39	41.64	2		
	20	65	22	42		1		1	64	64		2	42	30.42	1		
	596	1	33	33						33	33					33	12,772
		2	34	30	4					34	34			4	65.75	26	13,288
		3	24	20	3	1				23	22			3	66.33	17	13,647
4		26	20	6				1	26	26			5	74.00	17	13,411	
5		34	28	5	1				33	33			4	45.00	24	16,308	
6		47	41	6					47	47			5	58.00	35	12,700	
7		46	43	3				2	46	46			3	49.66	42	12,600	
8		42	39	3				2	41	41			3	65.66	38	12,336	
9		42	34	8				1	42	42			8	54.50	34	11,214	
10		41	29	10	2			2	39	37			9	52.77	23	11,869	
11		37	21	14		2			36	35			13	54.53	10	12,100	
12		26	24	1	1			2	26	25			1		20	14,000	
597	1	17	11	5	1				16	15			5	35.40	4	8,750	
	2	27	9	18					27	27			18	35.77	1		
	3	14	3	11				1	14	14			10	32.70			
	4	44	21	21	2			1	42	41			22	33.22	12	7,641	
	5	10	7	3					10	10			3	22.66	5	7,300	
	6	40	12	27	1				39	37			25	30.36			
	7	93	14	78	1			21	92	92		5	79	22.87	4	8,875	
	8	24	6	17	1			1	24	23			16	23.25			
	9	52	10	41	1			6	51	51			42	23.92	2		
	10	72	13	57	2			11	71	69			58	23.44			
598	1	31	30	1					31	31			1		29	13,534	
	2	31	30	1					31	31			1		28	13,360	
	3	41	36	5					41	41			5	52.20	29	11,344	
	4	98	88	6	2	2			94	92			5	84.80	83	13,578	
	5	78	37	13	2	2			75	75			14	84.92	28	8,207	
	6	39	37	2					39	38			2		36	10,500	
	8	41	28	15					44	43			16	64.68	14	14,142	
	9	39	26	13	1				39	39			12	48.33	16	10,562	
	10	49	43	6				1	48	48			5	64.40	36	11,522	
	11	54	43	8	2	1		2	52	51			8	50.12	36	11,686	
	12	56	23	32		1			56	55			32	95.25	21	11,476	
	599	1	21	17	4					21	21			4	38.75	15	9,366
2		54	34	20				9	54	54			20	34.65	26	9,153	
3		25	14	11					25	25			11	46.72	4	12,250	
4		42	15	27					42	42			26	42.73			
5		43	24	19					42	43			19	46.47	7	9,714	
6		49	22	27					49	49			27	40.77	10	12,300	
7		3	1	2					3	3			1		1		
8		85	28	57					81	82			55	41.16	12	12,583	
9		133	48	82	1	2		9	130	127			81	47.46	11	11,090	

<sup>1</sup>For renter-occupied dwelling units and vacant nonseasonal not dilapidated units, for rent.  
<sup>2</sup>For owner-occupied dwelling units and vacant nonseasonal not dilapidated units, for sale only.

HOUSING—BLOCK STATISTICS

Table 3.—CHARACTERISTICS OF HOUSING FOR CENSUS TRACTS, BY BLOCKS: 1950—Con.

Census tract	Block	All dwelling units by occupancy and tenure					All dwelling units by condition and plumbing facilities			Occupied dwelling units			Contract monthly rent <sup>1</sup>		Value <sup>2</sup> of one-dwelling-unit structures	
		Total	Owner occupied	Renter occupied	Vacant non-seasonal not dilap. for rent or sale	Other vacant and non-resident	Number reporting	No private bath or dilap.	No running water or dilap.	Total	Persons per room		Number reporting	Average monthly rent (dollars)	Number reporting	Average value (dollars)
											Number reporting	1.51 or more				
599	10	49	39	9		1	49		48	48		9	39.44	33	9,348	
	11	31	26	5			31		31	31	1	5	53.00	23	9,913	
600	1	28	27	1			28		28	28		1		27	13,555	
	2	28	27	1		1	27		27	27				26	15,365	
	3	41	39	1			41		40	40	1	1		37	12,797	
	4	39	38	1			39		39	39				38	12,565	
	5	29	29				29		29	29	1			28	14,589	
	6	35	31	4			35		35	35		4	59.00	28	15,964	
	7	38	32	6			38		38	38		6	86.00	27	12,703	
	8	24	23	1			24	2	24	24		1		21	12,952	
	9	39	36	3			39		39	39		3	56.66	31	13,774	
	10	41	35	6			41	1	41	41		6	57.16	32	13,678	
	11	31	27	4			31	1	31	31		3	116.66	25	15,000	
601	1	141	64	75	1	1	140	6	139	139		74	38.52	16	8,781	
	2	179	71	108			177		179	178		106	39.40	17	7,970	
	3	62	24	38			62		62	61		38	43.50	6	7,916	
	4	42	20	22			40		42	41		21	37.71	9	8,500	
	5	67	35	32			67		67	67		32	38.43	10	10,650	
	6	95	46	49			95	6	95	95		49	40.28	9	13,500	
	7	11	4	7			11		11	11		7	41.42			
	8	37	17	20			37	2	37	37	1	18	45.61	2		
	9	71	21	50			68	3	71	67		48	37.14	6	8,166	
602	1	1					1		1							
	2	21	21				21		21	21				21	12,523	
	3	31	31				31		31	31				30	12,300	
	4	32	29	1		2	31		30	30		1		25	12,280	
	5	27	26	1			26		27	26	1	1		24	12,729	
	6	23	23				23		23	23				21	13,380	
	7	1					1		1	1						
	8	28	28				28		28	28				28	13,910	
	9	30	29	1			30		30	30		3		27	13,092	
	10	30	27	3			30		30	30		3	100.00	24	13,187	
	11	29	26	3			29		29	29	1	3	75.00	20	12,285	
	12	27	25	2			27		27	27		1		21	12,666	
603	1	2					2		2							
	2	35	16	19			34	2	35	35		19	36.05	13	8,730	
	3	55	30	25			55		55	55		25	33.64	15	10,100	
	4	31	21	10			31		31	30		10	46.50	5	10,200	
	5	36	19	17			36		36	36		17	38.88	5	10,166	
	6	56	22	32	1	1	56	4	54	54	1	31	36.09	3	7,727	
	7	64	24	40			64	3	64	64		40	36.85	11	9,200	
	8	42	16	25	1		42	1	41	41	2	25	37.48	5		
	9	47	14	33			46	2	47	47	2	33	34.27	1		
	10	47	22	25			46	2	47	47	2	25	34.36	6	7,766	
	11	12	3	9			12	1	12	12		9	55.77			
	12	4	1	3			4		4	4		3	27.66			
	13	17	8	9			17		17	17	1	9	51.44	1		
	14	1					1		1	1						
604	2	5	5				5		5	5				5	11,480	
	3	9	6	3			9		9	9	1	3	75.00	3	12,500	
	4	6	4	2			6		6	6		2		4	13,250	
	5	18	13	4		1	18		17	17		3	71.66	8	13,062	
	6	6	6				6		6	6				6	13,000	
	7	32	29	2		1	31		31	31		2		28	11,232	
	8	25	24	1			24		25	25		1		24	13,333	
	9	26	25	1			25		26	26		1		22	13,090	
	10	32	31	1			32		32	32		1		30	11,850	
	11	29	29				29		29	29				28	11,875	
	12	25	24	1			25		25	25		1		23	10,673	
	13	15	14	1			15	2	15	15		1		14	9,428	
	606	1	26	20	6			26		26	26	2	6	68.83	16	12,375
2		23	19	3	1		23		22	20		4	91.25	17	13,058	
3		28	24	4			28		28	28		4	95.00	23	11,108	
4		24	22	2			24	1	24	23		2		20	10,250	
5		23	21	2			23		23	23		2		20	13,400	
6		43	21	22		1	44		42	42	1	21	45.04	19	14,473	
7		23	21	2			23		23	23		2		21	13,857	
8		34	28	6			33		34	32		4	52.00	25	14,640	
9		33	29	4			33		33	33		4	70.00	27	14,888	
10		31	28	3			31		31	31		3	52.00	26	12,769	
11		33	30	3			33		33	33		3	93.00	29	11,672	
12		29	28	1			29		29	29		1		28	11,607	

<sup>1</sup>For renter - occupied dwelling units and vacant nonseasonal not dilapidated units, for rent.  
<sup>2</sup>For owner - occupied dwelling units and vacant nonseasonal not dilapidated units, for sale only.

Table 3.—CHARACTERISTICS OF HOUSING FOR CENSUS TRACTS, BY BLOCKS: 1950—Con.

Census tract	Block	All dwelling units by occupancy and tenure					All dwelling units by condition and plumbing facilities			Occupied dwelling units			Contract monthly rent <sup>1</sup>		Value <sup>2</sup> of one-dwelling-unit structures	
		Total	Owner occupied	Renter occupied	Vacant non-seasonal not dilap., for rent or sale	Other vacant and non-resident	Number reporting	No private bath or dilap.	No running water or dilap.	Total	Persons per room		Number reporting	Average monthly rent (dollars)	Number reporting	Average value (dollars)
											Number reporting	1.51 or more				
606	13	33	32	1		33			33	33		1		32	11,593	
	14	30	30			30			30	30				28	11,357	
607	1	20	14	4		17	3	3	18	18		2		10	9,600	
	2	26	21	5		22			26	25		2		17	10,411	
	3	12	11	1		11			12	11				10	11,800	
	4	31	28	3		28			31	31		3	4,333	22	10,636	
	5	63	63			49			63	63	2	3	3,407			
	6	21	2	19		17			21	21	1	3	3,773	1		
	7	6		6		5			6	6	1	6	4,066			
	8	51		50	1	47			50	50	1	1	51	3,409		
	9	17		17		17			17	17		1	17	3,400		
608	1	22	21	1		22			22	22		1		20	15,050	
	2	29	27	2		29			29	29		2		25	14,640	
	3	17	14	3		17			17	17		3	7,000	11	14,636	
	4	23	21	2		23	1	1	23	23		2		19	10,289	
	5	22	15	6	1	22			21	21	1	6	4,850	7	14,428	
	6	34	25	9		33			34	33	1	8	5,162	16	14,500	
	7	19	15	4		19			19	19		4	4,850	12	11,250	
	8	58	48	10		58			58	58		10	59.00	37	9,770	
	9	34	33	1		34			34	34		1		19	11,394	
	10	32	32			32			32	32				32	14,687	
	11	31	27	4		30			31	30		3	50.00	24	14,833	
	12	34	31	3		34			34	34		3	63.33	28	14,357	
610	1	29	29			29			29	29				29	12,982	
	2	27	24		3	27			24	23				24	11,841	
	3	27	22		4	23			22	22				21	12,804	
	4	19	17	1	1	19			18	17		1		16	11,937	
	5	25	25			25	1	1	25	25				22	11,922	
	6	6	6			6			6	6				6	13,250	
	7	9	9			9			9	9				9	14,777	
	8	10	10			10			10	10				9	12,555	
	9	12	12			12			12	12				11	12,090	
	10	24	24			24			24	24				23	11,478	
	11	26	26			26	1	1	26	26				26	12,226	
	12	14	14			14			14	14				13	13,530	
	14	2														
	15	13	8		5	13			8	8					8	12,125
	16	23	23			23	1		23	23					22	13,886
611	2	2														
	3	3				3			3	2		3	28.00			
	5	2														
	6	1														
	7	3		3		3			3	3		3	21.66			
	8	48	17	31		47			48	47		30	32.53			
	9	88	37	51		85			88	86	2	46	38.41	1		
	10	34	17	17		33	1	1	34	34		16	40.62	1		
	11	56	23	33		53	2		56	56		30	34.80	2		
	612	1	30	28	1	1	30			29	28		1		27	13,240
		2	28	27	1		28			28	28				26	11,461
3		26	26			26			26	24				26	12,673	
4		28	27	1		28			28	28		1		24	11,916	
5		28	27	1		28			28	28		1		24	11,875	
6		29	29			29			29	29				26	12,788	
7		25	25			25			25	25		1		24	13,916	
8		28	28			27			28	28				24	14,000	
9		32	32			31			32	31				29	12,865	
10		29	27	2		29			29	29		2		26	13,153	
11		26	26			26			26	26				25	12,832	
12		29	26	1		29			27	26		1		25	14,000	
13		31	26	4		31			30	30	1	4	92.50	24	12,741	
14		27	26	1		27			27	27		2		25	12,544	
15		29	27	2		29			29	29		2		25	12,388	
16		29	27	1	1	29		1	28	26		1		26	12,173	
613.0	1	100	45	55		94	10	9	100	98				52	3,525	
	2	39	15	24		38			39	39			24	4,229		
	3	96	35	61		84	1		96	95	1	1	60	4,486		
	4	140	52	88	3	138	8	1	137	137			85	4,181		
	5	8	4	4		8			8	8			4	4,525		
	6	56	22	32	2	56	2	2	54	54			31	4,374		
	7	123	46	77		95	2	2	123	120			77	4,559		
	8	200	23	175	2	200			198	198	1		176	3,951		
	9	91	34	56	1	91	2		90	89			56	4,314		

<sup>1</sup>For renter - occupied dwelling units and vacant nonseasonal not dilapidated units, for rent.  
<sup>2</sup>For owner - occupied dwelling units and vacant nonseasonal not dilapidated units, for sale only.

HOUSING—BLOCK STATISTICS

Table 3.—CHARACTERISTICS OF HOUSING FOR CENSUS TRACTS, BY BLOCKS: 1950—Con.

Census tract	Block	All dwelling units by occupancy and tenure					All dwelling units by condition and plumbing facilities			Occupied dwelling units			Contract monthly rent <sup>1</sup>		Value <sup>2</sup> of one-dwelling-unit structures		
		Total	Owner occupied	Renter occupied	Vacant non-seasonal not dilap., for rent or sale	Other vacant and non-resident	Number reporting	No private bath or dilap.	No running water or dilap.	Total	Persons per room		Occupied by non-white	Number reporting	Average monthly rent (dollars)	Number reporting	Average value (dollars)
											Number reporting	1.51 or more					
613.1	1	93	44	49					93	93	3	1	44	43.68			
	2	246	4	242			6	4	246	236	3		238	30.88			
	3	285	14	265	1	5		7	279	278	3		262	35.80	1		
	4	285	19	6					25	25			6	38.50	7	8,785	
	5	42	12	30					42	42			30	35.26			
	6	66	3	61		2			64	62			58	41.93			
	7	34	13	21					34	34			21	38.71	4	8,425	
	8	31	13	18				2	31	31			18	36.16	1		
614	1	19	19						19	18					19	10,763	
	2	27		1					27	24		1		26	11,211		
	3	20	20						20	20				20	15,050		
	4	28	28						28	28				28	13,285		
	5	28	28						28	28				27	13,111		
	6	30	26	4					30	30			4	73.75	24	13,375	
	7	27	26	1					27	27		1		25	14,680		
	8	27	27						27	27				27	13,259		
	9	33	31	2					33	33			2	29	13,724		
	10	27	26	1					27	27			1	24	13,350		
	11	25	24		1				24	24				25	14,020		
	12	6	6						6	6				6	14,166		
	13	4	4						4	4				4	13,000		
	14	18	16			2			17	16				15	13,200		
	15	2															
616	1	11	5		6				11	5					3	10,333	
	2	20	13			7		2	13	13				13	12,215		
	3	30	24	2		4			26	26		2		24	10,737		
	4	31	28			3			28	28				28	10,785		
	5	32	31			1			31	31				31	12,722		
	6	35	34			1			34	34				34	13,100		
	7	30	30						30	30				30	12,643		
	8	19	19						19	19				19	12,484		
	9	28	25	3					28	28		1	3	25	13,620		
	10	18	18						18	18				18	14,444		
	11	19	16			3			16	16				16	12,581		
	12	18	14	1		3		2	15	15			1	13	12,384		
	13	22	22						22	22				22	14,346		
	14	26	25						25	25				25	11,080		
	15	25	25						25	25		1		25	10,920		
	16	25	25						25	25				25	10,920		
	17	25	25						25	25				25	10,920		
	18	25	25						25	25				25	10,920		
	19	25	25						25	25				25	10,920		
	20	25	25						25	25				25	10,920		
	21	25	25						25	25				25	10,920		
	22	4	4						4	4				4	9,920		
	23	4	4						4	4				4	11,125		
	24	5	3	1		1			4	4				2	2		
	25	4	4						4	4				4	8,333		
26	4	4						4	4				4	3			
27	4	4						4	4				4	13,500			
28	4	4						4	4				4	13,500			
29	4	4						4	4				4	13,500			
30	4	4						4	4				4	13,500			
31	4	4						4	4				4	13,500			
32	4	4						4	4				4	13,500			
33	4	4						4	4				4	13,500			
34	4	4						4	4				4	13,500			
35	4	4						4	4				4	13,500			
36	9	9						9	9				9	12,000			
37	20	19	1					20	20				19	12,166			
38	30	29	1					30	30				29	12,000			
39	10	10						10	10				10	13,000			
618	1	9	8						9	9					7	13,785	
	2	4	4					1	4	4		1		3	13,000		
	3	6	6			1			5	5				3	6,186		
	4	6	6						6	6				6	11,000		
	5	12	11	1					12	12				10	11,050		
	6	11	10	1					11	11				9	11,388		
	7	6	6						6	6				6	11,000		
	8	29	28	1					29	28			1	28	9,357		
	9	24	23	1					24	23			1	72	9,180		
	10	2	2						2	2				2	8,920		
	11	8	8						8	8				8	8,920		
	12	7	7						7	7				7	8,920		
	13	2	2						2	2				2	8,920		
	14	2	2						2	2				2	8,920		
	15	2	2						2	2				2	8,920		
	16	2	2						2	2				2	8,920		
	17	2	2						2	2				2	8,920		
	18	2	2						2	2				2	8,920		
	19	2	2						2	2				2	8,920		
	20	2	2						2	2				2	8,920		
21	24	23	1					24	24				23	9,021			

<sup>1</sup>For renter - occupied dwelling units and vacant nonseasonal not dilapidated units, for rent.  
<sup>2</sup>For owner - occupied dwelling units and vacant nonseasonal not dilapidated units, for sale only.

Table 3.—CHARACTERISTICS OF HOUSING FOR CENSUS TRACTS, BY BLOCKS, 1950—Con.

Census tract	Block	All dwelling units by occupancy and tenure					All dwelling units by condition and plumbing facilities			Occupied dwelling units			Contract monthly rent <sup>1</sup>		Value <sup>2</sup> of one-dwelling-unit structures		
		Total	Owner occupied	Renter occupied	Vacant non-seasonal not dilap., for rent or sale	Other vacant and non-resident	Number reporting	No private bath or dilap.	No running water or dilap.	Total	Persons per room	Occupied by non-white	Number reporting	Average monthly rent (dollars)	Number reporting	Average value (dollars)	
										Number reporting	1.51 or more						
619	1	82	26	55		1	81		81	80	1		50	39.38	1		
	2	43	13	30		1	43	2	42	41			29	43.20			
	3	12	3	9			12		12	12			8	38.37	2		
	4	60	24	36			60	5	60	60	1		34	37.80	3	50.00	
	5	100	27	72	1		99	4	99	99	4	2	70	43.48			
	6	64	15	48	1		64	6	63	63	1		47	39.27			
	7	37	14	23			37	6	37	37	1		23	40.69			
	8	2															
	9	31	11	20			31	2	31	31	1		20	49.95	2		
	10	24	12	12			24	4	24	22		1	11	41.18	3	60.00	
	11	H	1	7			H		H	H			8	42.00			
	12	35	21	14			34	6	35	33	1		12	39.83	14	907.1	
	13	120	49	71			119	4	120	119	1		71	36.80	1		
	14	100	35	64		1	99	5	99	94	2		63	41.44	0	925.0	
	15	72	29	42		1	71	4	71	71	2	1	42	39.21	4	925.0	
	16	23	7	16			22	3	23	23			16	32.12			
	17	37	15	22			37	2	37	37			22	41.54			
	18	32	16	15	1		32		31	31			15	47.26	7	892.8	
620	1	3	3			3		3	3						3	1333.3	
	2	9	9			9		9	9						H	1343.7	
	3	29	26	2		1	29		28	28		2	24	1422.9	24		
	4	33	31	2			33		33	33		1	30	1213.0	30		
	5	63	60	3			62		63	63		3	58	1351.0	58		
	6	49	47	2		2	48		47	46			45	1282.8	45		
	7	61	57	3		1	60		60	60		3	54	1406.8	54		
	8	54	54				53		54	54			54	1454.6	54		
	9	37	37				37		37	37			36	1368.0	36		
	10	29	27	2			28		29	29		2	24	1416.6	24		
	11	30	29		1		30		29	29			30	1238.3	30		
	12	28	28				27		28	28			28	1353.9	28		
621.0	1	23	10	13			23		23	23			10	39.50	1		
	2	33	11	22			33		33	33	2		19	40.47	1		
	3	64	25	39			64		64	57		31	39.00	4	962.5		
	4	72	36	36			71		72	71	2		34	42.00	7	900.0	
	5	52	22	29		1	51		51	50	1		28	45.78	3	933.3	
	6	93	34	58		1	93	1	92	89	1		58	41.01			
	7	98	39	58			97		98	97	1		58	42.34	1		
	8	91	33	57		1	91		90	90			56	39.96	2		
	9	95	35	59	1		94	1	94	94	1	1	60	41.25			
	10	62	23	38		1	62	2	61	61			37	42.05	2		
621.1	1	100	53	43	2	2	100	1	96	95	2		41	42.60	21	935.7	
	2	49	20	29			49		49	49	1	1	29	36.10	9	607.7	
	3	42	15	27			42	3	42	42	1		27	39.55	1		
	4	41	21	19		1	41		40	40			19	42.21	9	1066.6	
	6	35	22	13			35	6	35	35			13	35.30	17	838.2	
	7	18	11	7			18		18	18			7	43.57	5	880.0	
	623	1	7	3	4			7	1	7	7			4	34.50	1	
2		23	5	18			23	1	23	23			18	41.94	3	700.0	
3		37	12	24		1	37	4	36	36			24	39.79	4	650.0	
4		48	23	25			46		48	47			24	47.66	2		
5		45	18	26	1		43		44	44			26	44.46	3	800.0	
6		111	32	78	1		108	4	110	107	1		77	39.36	4	875.0	
7		65	36	29			62		65	64	1		29	42.41	17	881.1	
8		57	24	32		1	57	1	56	55	1		31	38.67	6	650.0	
9		31	14	17			31		31	31			16	31.62	3	1300.0	
10		63	33	29		1	63	2	62	62	1		29	45.58	13	803.8	
11		109	16	89	2	2	109	1	105	105	1		90	45.14	1		
12		64	32	32			64	1	64	64			31	46.77	12	779.1	
13		50	12	35	2	1	49		47	46			36	45.52	5	960.0	
624	1	180	170	4	5	1	180	1	174	174			4	69.75	165	1162.7	
625	1	5	3				5		5	5			2		2		
	2	21	16	5			21		21	21	1		5	42.00	11	1063.6	
	3	26	22	4			26		26	26			4	46.25	22	1013.6	
	4	85	30	55			82		85	85			55	48.32	26	1130.7	
	5	91	41	50			87		91	91	1		50	34.04	18	972.2	
	6	50	37	12	1		50		49	49			13	44.15	25	1038.2	
	7	28	15	13			28		28	28			13	43.46	7	890.0	
	8	66	36	30			66	1	66	66	1		29	34.55	14	900.0	
	9	121	52	69			120	5	121	120	1		65	35.96	7	814.2	
	10	17	4	12		1	17	3	16	16			12	36.00			
	11	67	25	42			63		67	66		1	42	38.00			
	12	96	40	53	3		95		93	93			51	37.80			
	13	150	43	104	3		145		147	143			103	34.63			

<sup>1</sup>For renter-occupied dwelling units and vacant nonseasonal not dilapidated units, for rent.  
<sup>2</sup>For owner-occupied dwelling units and vacant nonseasonal not dilapidated units, for sale only.

HOUSING—BLOCK STATISTICS

Table 3.—CHARACTERISTICS OF HOUSING FOR CENSUS TRACTS, BY BLOCKS: 1950—Con.

Census tract	Block	All dwelling units by occupancy and tenure					All dwelling units by condition and plumbing facilities			Occupied dwelling units			Contract monthly rent <sup>1</sup>		Value <sup>2</sup> of one-dwelling-unit structures	
		Total	Owner occupied	Renter occupied	Vacant non-seasonal not dilap., for rent or sale	Other vacant and non-resident	Number reporting	No private bath or dilap.	No running water or dilap.	Total	Persons per room		Number reporting	Average monthly rent (dollars)	Number reporting	Average value (dollars)
											Number reporting	1.51 or more				
625	14	102	23	77	1	1	100	2	1	100	100	3	78	42.83	4	28,500
626	1	32	31	1			32			32	32		1		31	10,835
	2	36	35	1			36			36	36	1	4		34	11,029
	3	45	41	4			45			45	45		4	62.50	37	9,651
	4	17	16	1			17			17	17		1		16	11,375
	5	20	19	1			20			20	20	1	1		19	8,873
	6	18	17	1			18	2	2	18	17		1		15	9,633
	7	35	31	4			35	7	5	35	35		4	66.25	27	12,981
	8	35	33	2			35	3	3	35	35		2		31	11,677
	9	18	18				18	1	1	18	18		1		17	11,264
	10	21	14	7			21	5	5	21	21	1	6	33.83	13	9,153
	11	28	19	7	2		28	5	3	26	26	1	7	69.28	12	9,333
	12	13	10	3			13			13	13		2		9	11,555
	13	6	3	3			6	1	1	6	6		2		2	
	14	10	8	2			10			10	10		2		7	10,142
	15	10	10				10			10	10		9		9	11,277
	16	12	9	3			12	1	1	12	12		3	45.00	7	8,285
	17	24	15	6		3	24	2	2	21	21		6	51.33	9	10,722
	18	30	26	3		1	30	2	2	29	29	1	6	53.33	19	8,842
	19	40	30	9		1	39	1	1	39	38	1	7	60.00	24	9,050
	20	48	41	6		1	48			47	47	1	5	48.00	36	9,158
	21	18	11	7			18	1	1	18	18		7	48.85	9	12,222
	22	21	18	3			21	1		21	21		3	55.00	10	8,130
	23	12	9	3			12			12	12		3	48.66	7	8,614
	24	28	14	13		1	28			27	27	1	12	40.41	9	10,722
	25	10	2	8			10	1	1	10	10	4	8	36.00		
	26	28	23	5			28			28	28	1	5	43.00	16	9,781
	27	21	21				21	1		21	21		21		21	10,809
	28	7	5	2			7			7	7		2		5	9,600
627	1	38	28	9		38			37	37	1	9	49.66	20	9,135	
	2	44	40	4		44			44	44		3	38.33	36	11,708	
	3	37	32	5		36			37	37		4	45.75	26	12,923	
	4	39	30	8		38	2	2	38	37		6	38.33	21	13,071	
	5	75	38	36		75			74	74	1	34	43.94	7	10,571	
	6	89	36	53		86	2	2	89	86		50	35.96	4	9,500	
	7	89	25	64		89	1		89	89		63	34.93			
	8	81	35	46		81	3	1	81	81		45	46.33	3	8,833	
	9	146	42	102		146	4	4	144	144	1	100	36.46	1		
	10	144	42	102		144	4	1	144	144	2	100	35.47			
	11	135	32	100		133	14	13	132	126	1	98	35.01	1		
	12	141	55	86		138	11	7	141	139	3	84	40.77	4	10,625	
629	1	50	15	35		49			50	50		35	31.88	3	9,500	
	2	19	12	7		19			19	19		7	36.57	5	9,000	
	3	61	24	37		60	2	1	61	61		37	37.08	4	6,875	
	4	95	35	59	1	95			94	94		59	39.18	10	17,800	
	5	79	32	47		79	4	4	79	79	2	47	38.10	8	9,275	
	6	71	15	55		67	1	1	70	70	2	53	29.16	2		
	7	19	19			15			19	18		18	38.22			
	8	40	8	30		38	3	3	38	38	1	31	30.06			
	9	27	7	20		27	1	1	27	27		20	36.40	1		
	11	74	14	60		72	1	1	74	73	1	59	38.81	1		
	12	60	30	27	3	59			57	57		30	43.90	9	12,222	
	13	145	23	121	1	140			144	143	5	120	31.93			
	14	119	23	91	1	118	2	1	114	114	2	92	32.69	2		
	15	100	32	66	2	100			98	98		65	35.13	2		
	16	134	34	99		134	1		133	133		99	32.30	2		
	630	1	96	87	9		94			96	93		6	73.66	79	12,644
2		51	49	2		50			51	50		1		47	12,787	
3		36	35	1		36			36	36		35	11,442			
4		46	42	3		46	1	1	45	45		3	60.33	41	10,475	
5		76	65	11		76			74	74		9	57.22	59	12,491	
6		77	71	5		76			76	75		5	69.40	66	12,087	
7		14	6	8		14			14	14	1	8	59.75	5	15,800	
8		23	11	9	3	23			20	20		10	44.30	12	12,125	
9		12	9	3	1	12			10	10		2		7	11,642	
10		34	27	7		34			34	34		7	44.28	26	12,326	
632	1	47	44	3		47			47	46		3	72.33	38	14,460	
	2	20	20			20			20	20		2		17	15,470	
	3	10	10			10			10	10		11	58.45	14	13,642	
	4	50	49	1		51			50	50	1	44	14,745			
	5	53	49	2		54			53	53		2		44	11,904	
	6	57	55	2		57			57	57		2		44	9,372	
	7	56	55	1		56	2	2	56	56		1		22	12,292	
	8	22	18	4		22			22	22		3	89.00	14	13,357	
	9	23	22	1		23			23	23		21		14	13,904	
	10	24	20	4		23			24	21		4	39.00	17	13,352	

<sup>1</sup>For renter - occupied dwelling units and vacant nonseasonal not dilapidated units, for rent.  
<sup>2</sup>For owner - occupied dwelling units and vacant nonseasonal not dilapidated units, for sale only.

Table 3.—CHARACTERISTICS OF HOUSING FOR CENSUS TRACTS, BY BLOCKS: 1950—Con.

Census tract	Block	All dwelling units by occupancy and tenure					All dwelling units by condition and plumbing facilities			Occupied dwelling units			Contract monthly rent <sup>1</sup>		Value <sup>2</sup> of one-dwelling-unit structures		
		Total	Owner occupied	Renter occupied	Vacant non-seasonal not dilap., for rent or sale	Other vacant and non-resident	Number reporting	No private bath or dilap.	No running water or dilap.	Total	Persons per room		Occupied by non-white	Number reporting	Average monthly rent (dollars)	Number reporting	Average value (dollars)
											Number reporting	1.51 or more					
632	11	32	24	8					32	30			6	46.66	17	12,588	
	12	38	32	3	1	2			35	34	2	1	2		31	12,241	
	13	32	26	5	1				30	31			5	55.40	19	11,105	
	14	40	27	13				1	40	40	1	1	13	66.61	22	11,395	
	15	39	24	8	2	1			39	36			10	47.70	22	10,931	
	16	46	30	15		1			46	45		1	15	46.33	20	10,950	
	17	39	27	12					39	39	1	1	12	46.25	19	11,157	
	18	15	11	4					15	15			4	39.00	7	12,000	
	19	16	13	2		1			16	15			2		13	10,538	
6330	2	7	2	5					7	7			5	37.00			
	3	45	22	23	1				44	43			22	48.22	11	8,909	
	4	6	3	3					6	6			2		2		
	5	68	41	25	1	1		4	66	66			25	47.80	11	9,681	
	6	102	58	43	1			1	102	101	2		42	48.02	33	8,712	
	7	95	48	46		1		4	94	94			45	46.08	19	10,526	
	8	100	51	45	3	1			96	96	1		46	48.15	32	15,515	
	9	118	38	79		1			117	117	2		79	47.41	7	9,000	
6331	1	34	9	24	1				33	33	1		25	39.04	3	8,333	
	2	71	37	33	1				70	70	1		33	44.36	24	8,645	
	3	71	39	32			3		71	71			30	42.93	15	10,066	
	4	83	58	25				3	83	82			25	42.96	34	9,911	
	5	69	45	22		2		2	67	67			21	43.95	26	9,261	
	6	84	48	36					84	84			33	48.78	14	9,785	
	7	85	39	46				2	85	85			43	44.41	9	10,611	
	8	94	50	44					93	94			44	43.77	19	10,631	
635	1	18	12	6					17	18	1		6	59.00			
	2	7	2	5					7	7	1		5	59.00			
	3	43	35	3		5			38	38			3	47.00	34	14,735	
	4	48	36	9		3			45	45			8	48.37	27	14,881	
	5	17	13	4					15	16	1		4	33.75	8	11,750	
	6	159	70	88		1		1	154	155	2		83	44.65	18	10,100	
	7	90	33	57					87	87	1		50	47.22	6	8,250	
	8	142	55	85	2				132	135			81	42.41	8	11,062	
	9	99	39	57	1	2			98	95	1		57	43.54	7	19,714	
	10	120	52	63	1	4			117	114	1		61	46.11	3	13,500	
	11	79	42	36	1				78	78			36	52.41	3	11,333	
	12	170	80	89		1			168	167	1		87	54.45	22	12,386	
637	1	11	8	3					11	11			3	32.00	6	10,500	
	2	17	12	5					17	17			4	42.50	11	11,454	
	3	16	13	3					16	16			3	50.66	12	13,875	
	4	25	23	2					24	24			1	11,842	19	11,842	
	5	88	54	34					88	84			30	50.96	23	12,608	
	6	62	51	11					58	60			10	51.80	26	12,153	
	7	50	33	16					49	49			16	51.81	15	14,666	
	9	39	26	13	1			1	39	39			13	47.46	15	12,866	
	10	51	36	15				2	50	51	1		15	50.26	21	14,761	
	31	1															
	41	2															
638	1	10	8	2					10	10			2		5	7,900	
	2	17	17						17	17					17	14,705	
	3	24	24						24	24					24	15,083	
	4	6	5						6	6					4	8,800	
	5	3	3						3	3	1		3	68.33			
	6	10	9	1					10	10			1		8	15,875	
	7	19	18	1					19	19			1		17	10,558	
	8	25	22	2					24	24			2		21	10,309	
	9	16	15		1	1			15	14					13	11,846	
	10	9	9						9	9					9	14,000	
	11	21	21						21	21					21	10,404	
	12	14	11	3					14	14			3	48.33	11	13,000	
	13	23	21	2					23	23					20	11,225	
	14	16	11		5				16	10			1		11	10,818	
	15	4	1	2					3	3					1		
	16	9	7	1	1	1			8	8			1		7	9,857	
	17	25	19	1	1				25	20			1		18	11,833	
	18	12	10	1	1				12	11			2		8	13,250	
	19	7	7						7	7					7	11,142	
	21	2															
	22	4	3	1					4	4			1		3	11,500	
	23	1															
	24	4	4						4	4					4	7,800	
	25	4	4						4	4					4	13,750	
	26	13	13						13	13					12	11,666	
	27	15	14	1					15	15					14	9,928	
	28	21	20	1					21	21			1		18	10,305	
	29	14	13	1					14	13			1		13	11,753	

<sup>1</sup>For renter-occupied dwelling units and vacant nonseasonal not dilapidated units, for rent.  
<sup>2</sup>For owner-occupied dwelling units and vacant nonseasonal not dilapidated units, for sale only.



## HOUSING—BLOCK STATISTICS

Table 3.—CHARACTERISTICS OF HOUSING FOR CENSUS TRACTS, BY BLOCKS: 1950—Con.

Census tract	Block	All dwelling units by occupancy and tenure					All dwelling units by condition and plumbing facilities			Occupied dwelling units				Contract monthly rent <sup>1</sup>		Value <sup>2</sup> of one-dwelling-unit structures	
		Total	Owner occupied	Renter occupied	Vacant non-seasonal not dilap., for rent or sale	Other vacant and non-resident	Number reporting	No private bath or dilap.	No running water or dilap.	Total	Persons per room		Occupied by non-white	Number reporting	Average monthly rent (dollars)	Number reporting	Average value (dollars)
											Number reporting	1.51 or more					
638	31	11	10	1					11	11			1				
	33	20	12	7	1				19	19			7	50.71	9	11,822	
	34	44	16	6		2			19	19			9	10,055	9	10,055	
	35	42	36	7	1				42	41			6	44.66	29	9,793	
	36	10	7	4					41	40			6	54.33	27	11,666	
	37	24	12	4					10	10			6	45.00	2		
	38	17	12	1	1			1	23	22			12	48.16	6	11,166	
	39	22	17	5					17	17			8	45.40	9	10,777	
	40	16	15	3					22	22			2		14	10,857	
	41	15	14	1				1	15	15			8		15	10,700	
									15	15			1		13	8,692	
	42	37	31	6					37	37			6	41.66	28	10,392	
	44	17	14	3					17	17			3	48.33	13	9,500	
	45	3	1	2					3	3		1	2		1		
	46	3	2	1					3	3			1		1		
	47	2															
	48	19	15	3	1				18	17			4	43.75	14	11,714	
	49	14	14						14	14		1			14	12,035	
	50	14	13	1					14	14			1		12	12,000	
	51	16	15	1					16	16		1	1		15	9,633	
	52	15	14	1					15	15		1	1		13	10,884	
	53	2															
	54	10	7	3					10	10			3	51.00	5	11,700	
	55	14	11	3					14	14			2		9	10,777	
	56	17	16	1					17	17			1		15	11,566	
	57	13	12	1					13	13			1		6	9,600	
	58	20	13	7					20	20		1	6	57.16	6	10,500	
	59	17	16	1					17	17			1		15	11,533	
	60	3	1	1					3	2							
	61	8	3	4	1	1			8	7			4	43.75	1		
	62	3	3						3	3					3	10,333	
	63	19	17	1		1			18	17			1		15	12,500	
	64	4	4						4	4					4	8,500	
65	18	7	11					17	18		1	11	44.18	3	13,500		
66	15	7	7	1				14	14		2	7	33.85	7	8,571		
67	2																
639	1	43	34	9				43	43			9	57.88	28	11,321		
	2	17	13	3		1		16	16			3	47.33	9	10,822		
	3	80	44	36				80	80			36	50.11	17	15,764		
	4	79	42	37				79	79			36	53.47	15	15,600		
	5	84	34	50				83	84			48	77.64	16	15,375		
	6	52	19	33				52	51	3	2	33	46.78	9	12,888		
	7	12	4	8				12	12			8	79.37				
	8	106	41	62	2	1		106	102	3	2	60	49.11	11	14,636		
	9	25	14	11				25	25			11	45.09	10	11,700		
	10	93	32	61				93	88			56	47.48	14	10,785		
	11	1															
	12	28	23	5				28	28	2	2	5	39.40	19	9,105		
	13	41	14	26				41	40			24	35.95	3	8,666		
641	4	22	21			1		22	21					21	9,142		
	5	18	17	1				18	18			1		17	9,235		
	8	41	19	22				39	41			20	44.70	9	8,555		
	9	60	27	33				60	60			32	38.09	7	9,142		
	10	23	12	11				23	23			11	42.18	4	8,000		
645	1	37	26	10		1		36	36			7	54.42	13	14,461		
	2	26	20	6				25	26			5	76.00	17	14,823		
	3	25	19	5		1		25	24			5	66.00	14	12,500		
	4	40	32	8				40	40			8	52.62	22	11,954		
	5	46	24	19		3		44	43	2	2	18	41.33	13	12,923		
	6	56	32	24				54	56			21	49.38	20	10,420		
	7	49	35	13	1			46	48			9	63.88	29	11,044		
	8	12	7	5				12	12			5	35.60	3	11,333		
	9	38	29	9				38	38			9	54.66	22	10,204		
	10	51	26	17		8		50	43			15	54.93	20	9,575		
	11	2															
	12	6		6				6	6	5	5	6	35.83				
	13	70	44	24	1	1		69	67			23	42.60	31	9,241		
	14	70	49	21				70	70	1	1	21	43.66	37	10,456		
	15	65	38	27				65	65	2	2	27	53.22	32	9,393		
646	1	53	34	19				52	52	2	2	17	57.05	22	11,181		
	2	46	36	10				45	46			9	49.22	29	11,000		
	3	42	32	10				42	42			10	62.00	23	11,545		
	4	46	34	12				45	46			9	46.88	21	11,119		
	5	35	32	3				35	35	1	1	3	54.00	27	12,659		
	6	25	21	4				25	25			3	60.00	19	13,289		
	7	15	13	2				12	12			1		10	13,850		
	8	36	32	3			1		35	35			3	66.66	26	16,888	
	9	40	36	4				40	40			2		34	16,473		
	10	43	39	4				43	41			4	74.00	36	13,375		

<sup>1</sup>For renter - occupied dwelling units and vacant nonseasonal not dilapidated units, for rent.<sup>2</sup>For owner - occupied dwelling units and vacant nonseasonal not dilapidated units, for sale only.

Table 3.—CHARACTERISTICS OF HOUSING FOR CENSUS TRACTS, BY BLOCKS: 1950—Con.

Census tract	Block	All dwelling units by occupancy and tenure				All dwelling units by condition and plumbing facilities			Occupied dwelling units			Contract monthly rent <sup>1</sup>		Value <sup>2</sup> of one-dwelling-unit structures		
		Total	Owner occupied	Renter occupied	Vacant non-seasonal not dilap., for rent or sale	Other vacant and non-resident	Number reporting	No private bath or dilap.	No running water or dilap.	Total	Persons per room		Number reporting	Average monthly rent (dollars)	Number reporting	Average value (dollars)
											Number reporting	1.51 or more				
646	11	29	27	2		29			29			1		25	10,420	
	12	24	23			23			24					20	11,650	
	13	27	27	1		26			27			1		27	11,130	
	14	31	30	1		31			31					26	10,630	
	15	12	11	1		12			12					10	11,700	
	16	9	7	2		9			9					7	11,710	
	17	11	8	3		11			11					6	17,330	
	18	33	29	4		32			33				66.66	3	11,080	
	19	60	55	4	1	57			59					4	14,060	
	20	35	31	4		35			35					4	12,220	
21	24	20	4		24			24					4	71.50	19	11,470
22	34	30	4		34			34					4	71.35	28	11,870
647	1	46	34	12		46			46			12	41.25	30	9,930	
	2	54	40	14	1	51			53			13	50.92	29	10,890	
	3	36	20	16		35	1		35			14	85.71	15	13,200	
	4	39	31	8		39			39			6	54.37	23	11,320	
	5	36	24	12		31	2	2	36			5	56.80	18	11,160	
	6	38	24	14		38			38			11	45.81	10	12,050	
	7	38	22	16		33	2	2	38			15	46.80	60	12,790	
	8	66	33	33	10	63			65			15	46.80	60	12,790	
	9	75	38	37	1	74			74			6	57.50	26	12,190	
	10	1										5	99.85	16	12,370	
11	1															
12	20	17	3		16			20			2		14	10,460		
13	18	13	5	1	17			17			3		6	12,250		
14	53	44	9		42			53			4	50.00	6	15,210		
15	29	26	3		26			29			5	104.68	6	15,210		
16	37	31	6		35	1	1	37			9	52.22	37	13,740		
17	26	21	5		24	3	3	27			5	45.00	25	12,230		
18	21	15	6		19	2	2	20			5	39.40	19	13,230		
19	21	15	6		19			20			4	26.25	13	10,500		
650	1	38	33	4		37	2	2	37	36		4	53.00	27	11,590	
	2	46	40	6		46			46	46		6	62.16	34	10,800	
	3	44	37	7	1	44			43	43		6	57.00	31	10,370	
	4	36	33	3		36			36	35		4	50.50	28	10,640	
	5	33	27	6		31			32	32	1	2		27	14,480	
	6	33	27	6		33			33	33		2		19	19,870	
	7	33	27	6		33			33	33		2		20	19,870	
	8	33	27	6		33			33	33		2		24	20,580	
	9	35	29	6		35			35	35		2		24	18,790	
	10	27	22	5		27			27	27		1		21	19,260	
11	18	16	2		18	1	1	18	17		2		14	18,920		
12	22	17	5	1	22			21	21		1		14	17,420		
13	30	27	3	1	30			30	30	2	1		1	16,530		
14	24	21	3		24			24	24		3		3	14,900		
15	25	21	4		22			22	24		3	47.66	16	14,900		
16	25	23	2		25			25	24		3	63.33	19	19,520		
17	21	18	3	1	21			21	21		1		21	16,300		
18	38	22	16		37	2	2	37	35				19	16,730		
19	41	34	7		41			41	41		14	77.14	17	15,170		
20	7	7			6			7	7		6	54.00	26	11,650		
21	46	38	8		44			45	44		6	58.16	30	10,300		
22	35	22	13		34	1		35	34		2		29	10,560		
23	32	22	10		31			32	32		10	53.40	13	11,530		
24	39	26	13	1	38	1		38	38		12	57.66	20	9,450		
653	1	4	2	2		3			4	3		1				
654	1	12	9	3		11	1	1	12	12		3	46.66	8	9,420	
	2	3				2			3	3		2				
	3	19	10	9		19	1		19	19	1	8	54.37	5	9,400	
	6	14	11	3		14			14	14		3	51.66	9	9,440	
	8	15	12	3		15			15	15	1	3	53.66	9	11,000	
	9	18	15	3		18			18	18		2		13	9,920	
	10	22	19	3		22			22	20		1		17	9,230	
	11	21	20	1		21			21	18				18	9,380	
	12	29	23	6	1	28		2	28	28		6	50.83	18	10,300	
	13	23	22	1		22			23	23		1		19	12,540	
14	15	11	4		14			15	15	1	4	46.25	8	14,870		
15	20	11	9	1	20			19	19		9	46.88	5	12,300		
16	15	12	3		15			14	14		2		10	13,400		
17	24	18	6	1	24		2	23	23		5	50.00	11	10,950		
18	29	21	8		28			29	29		6	62.50	14	10,640		
19	26	22	4		26			26	26		4	55.00	17	10,700		
20	25	22	3		25		2	25	25		3	36.66	17	10,590		
21	25	20	5		24			24	25		5	61.00	16	11,560		
22	26	19	7		26			26	25		6	42.16	17	10,580		
23	20	17	3		20			20	20		3	77.33	12	10,160		
24	28	21	7		28			28	28	2	7	41.00	14	9,820		
25	23	20	3		23			23	23		3	51.66	17	10,910		
26	23	18	5		23			23	23	1	5	58.20	12	9,910		

<sup>1</sup>For renter-occupied dwelling units and vacant nonseasonal not dilapidated units, for rent.  
<sup>2</sup>For owner-occupied dwelling units and vacant nonseasonal not dilapidated units, for sale only.

HOUSING—BLOCK STATISTICS

Table 3.—CHARACTERISTICS OF HOUSING FOR CENSUS TRACTS, BY BLOCKS: 1950—Con.

Census tract	Block	All dwelling units by occupancy and tenure					All dwelling units by condition and plumbing facilities			Occupied dwelling units			Contract monthly rent <sup>1</sup>		Value <sup>2</sup> of one-dwelling-unit structures		
		Total	Owner occupied	Renter occupied	Vacant non-seasonal not dilap., for rent or sale	Other vacant and non-resident	Number reporting	No private bath or dilap.	No running water or dilap.	Total	Persons per room		Occupied by non-white	Number reporting	Average monthly rent (dollars)	Number reporting	Average value (dollars)
											Number reporting	1.51 or more					
65 4	37	51	36	14	1	51	1		50	50	2		15	49.80	23	10,130	
	28	44	34	10		44			44	44		1	9	46.77	25	9,800	
	29	34	22	12		34	3		34	34	1		12	61.08	13	9,884	
	30	26	18	7	1	26	2		25	25			8	61.87	11	10,272	
	32	24	23			22	2	2	23	23					18	9,944	
	33	15	14	1		14			15	15			1		14	10,000	
65 5	5	1															
	6	75	42	32		62	9	8	74	72	1		27	41.62	26	9,111	
	7	83	43	39		63	3	3	82	80			39	38.64	16	8,375	
	8	57	30	26	1	57	3	1	56	56			23	40.34	17	8,941	
	9	36	15	20		29	2		35	33			18	49.66	6	13,333	
	65 6	1	2														
2		13	12	1		13			13	12			1		11	10,845	
3		10	9	1		10			10	10			1		7	10,214	
4		13	12	1		13			13	13					12	10,208	
5		20	12	8		20	2		20	20			8	57.87	5	9,500	
6		17	13	4		17			17	17			3	42.33	8	9,250	
7		16	13	3		15			16	15			3	47.00	8	13,250	
8		22	16	6		22			22	22			5	48.60	8	11,425	
9		25	16	9		25			25	25	1		8	54.00	8	8,750	
10		17	12	5		17			17	17			4	53.00	7	11,928	
11		12	8	4		12	4		12	12			4	48.00	4	11,125	
12		21	18	3		21	2		21	21			3	51.66	15	8,333	
13		5	4	1		5	1	1	5	5	1		1		4	9,500	
14		17	11	4	2	17			15	15			4	56.25	4	10,688	
15		18	15	3		18	1		17	16			2		10	11,950	
16		8	7	1		8			8	8			3		6	8,250	
17		14	8	6		14	2	2	14	14			6	32.83	7	8,333	
19		5	3	2		5			3	3					3	8,333	
20		10	7	3		10			9	9			1		3	12,250	
21		14	10	4	1	14			13	13			4	58.75	6	10,750	
22		3	3			3			3	3					3	13,666	
24		6	4	2		6			5	5			1		2	9,500	
25		4	4		1	4			4	4					4		
28		2	2			2			2	2							
29		1	1			1			1	1							
30		7	5	2		7	2		7	7	1		2		4	7,625	
31		1				1			1	1					7	6,928	
34		10	8	2		10	1	1	10	10			1		1		
37		5	3	2	1	5			4	4			1		1		
38		1				1			1	1							
39		2	2			2			2	2							
40		5	3	2		5	1	1	5	5			3	41.66	2		
42	5	3	2		5			5	5	1		2		2			
43	2	2			2			2	2								
44	5	5			5			5	5					5	6,940		
45	6	4	2	1	6	1	1	4	4			1		4	12,375		
46	5	4	1		5			5	5			1		3	6,833		
47	2				2			2	2								
48	1				1			1	1								
49	13	11	2		13			13	13			2		8	6,500		
50	4	4			4			4	4					4	6,375		
53	1				1			1	1								
65 7.0	1	13	10	3		13			13	13			3	28.00	5	12,200	
	2	27	14	12	1	26	1		26	26			13	42.30	7	13,142	
	3	38	26	12		34	4		38	35	2		10	38.50	18	10,083	
	4	67	51	16		66	1	1	67	67			15	43.80	44	10,645	
	5	61	53	7		61			60	60			6	49.83	50	11,220	
	6	27	22	5		26			27	27			5	44.00	19	10,526	
	7	18	14	4		18			18	18	1		3	45.00	9	9,777	
	8	4	3	1		4			4	4			1		2		
	9	34	25	9		33			34	33			8	44.37	20	11,760	
	10	85	45	40		83			85	84			34	39.32	11	8,963	
	11	8	3	5		8			8	8			5	27.80			
	12	80	5	75		78			80	79	1		7	39.75			
	13	64	41	23		64	3		64	63	1		23	39.21	17	9,823	
	14	20	9	11		19			20	19			9	54.55	7	12,400	
65 7.1	1	88	41	47		87	1	1	88	86	2		46	38.97	12	9,875	
	2	31	17	14		30			31	30			14	47.92	7	8,428	
	3	82	30	52		82	2	2	82	82	5		52	36.55	15	9,000	
	4	75	32	42		74			74	73	1		41	41.26	5	12,200	
	5	37	17	19		35			36	34	1		17	41.94	7	7,571	
	6	57	19	38		53			57	56	1		36	38.50	2		
	7	21	8	12		18	1		20	18			9	43.44	2		
	8	24	2	22		23			24	24	1		21	34.38	1		

<sup>1</sup>For renter - occupied dwelling units and vacant nonseasonal not dilapidated units, for rent.

<sup>2</sup>For owner - occupied dwelling units and vacant nonseasonal not dilapidated units, for sale only.

Table 3.—CHARACTERISTICS OF HOUSING FOR CENSUS TRACTS, BY BLOCKS: 1950—Con.

Census tract	Block	All dwelling units by occupancy and tenure					All dwelling units by condition and plumbing facilities			Occupied dwelling units			Contract monthly rent <sup>1</sup>		Value <sup>2</sup> of one-dwelling-unit structures		
		Total	Owner occupied	Renter occupied	Vacant non-seasonal not dilap., for rent or sale	Other vacant and non-resident	Number reporting	No private bath or dilap.	No running water or dilap.	Total	Persons per room		Occupied by non-white	Number reporting	Average monthly rent (dollars)	Number reporting	Average value (dollars)
											Number reporting	1.51 or more					
659	1	36	31	4		1	36			35	35		4	77.50	27	11,944	
	2	56	45	11			56			56	56		10	48.50	37	10,635	
	3	20	15	5			19			20	20		5	53.00	10	10,550	
	4																
	7	15	11	2	1	1	15			13	13	1	2		7	8,000	
	8	42	31	11			41		1	42	42		11	38.72	22	6,945	
	9	38	23	14		1	38	2		37	37		14	42.71	13	7,961	
	10	62	35	26		1	62	2		61	61		26	42.50	9	8,500	
	11	13	11	2			13			13	13		2		9	8,444	
	12	1															
	13	1															
	14	41	26	15			41	2		41	41		15	44.80	13	8,846	
	15	5	2	3			5			5	5		3	85.00	1		
	16	42	28	14			42			42	42	1	13	41.07	12	9,791	
	17	27	21	6			25	1	1	27	27		6	44.66	17	7,676	
	660	1	19	15	4			17	2	1	19	19		4	51.25	9	8,888
		2	11	8	3			11			11	11		3	63.33	5	9,200
4		9	9				9			9	9		2		9	9,333	
5		16	14	2			16			16	16		2		12	11,558	
6		15	13	2			15			15	15		2		10	9,700	
7		3	3				3			3	3		2		2		
8		8	6	2			8			8	8		2		4	8,750	
12																	
13		10	9	1			10			10	10		2		8	10,250	
14		9	7	2			9	1	1	9	9		1		5	8,300	
15		1															
17		2															
18		14	9	4	1		14			13	13		5	43.20	8	9,437	
19		4	3	1			4	2		4	4		1		2		
20		8	7	1			8			8	8		1		6	6,500	
21		5	3	2			5	1	1	5	5		2		3	8,400	
22		4	4				4			4	4		4		4	7,500	
23	3	3				3			3	3		3		3	5,833		
24	2					2											
25	10	7	2		1	10			9	9		2		6	6,550		
26	21	13	4		4	19			17	16		3	32.00	12	7,500		
661	1	69	67	2			69	1	1	69	69		2		66	12,545	
	2	37	37				37			37	37		37		37	11,905	
	5	4	3	1			4			4	4		1		2		
	6	2					2			2	2						
	8	13	9	4			13	1	1	13	13	1	4	40.50	9	9,555	
	9	17	14	3			16	4	4	17	16		3	46.66	10	10,050	
	663	2	51	45	6			44			51	50		5	77.00	42	11,095
		3	36	33	3			36			36	36		3	54.33	28	11,642
		4	13	11	2			13			13	13		1		7	12,742
5		25	22	3			25			25	25		3	49.66	16	14,750	
6		32	24	8			31			32	32		8	48.50	17	13,235	
8		56	47	9		2	54	1	1	54	54		7	67.85	43	13,104	
9		70	57	13			70			70	69	1	12	54.83	46	12,630	
10		61	55	6			61	2		61	61		6	61.66	51	12,245	
13		46	39	7			46			46	45	1	7	67.57	34	12,514	
14		28	25	3			27			28	28		3	55.00	21	11,019	
15		8	7	1			8			8	8		1		6	11,000	
18		7	4	3			7			7	7		3	33.33	1		
19		8	5	3			8			8	8		3	36.66	3	6,000	
20		1															
21		11	10	1			11	1	1	11	10		1		9	7,777	
22		1															
23		2															
24	55	51	3		1	55			54	54		3	49.33	48	12,270		
25	64	47	13		4	63	1		60	59	2	12	66.50	31	13,574		
26	47	27	18	1		47			45	45		18	61.11	16	13,156		
28	30	13	15		2	30			28	28	1	15	57.20	5	12,300		
29	4	4				4			4	4		3		3	13,333		
30	61	47	14			45			61	61	1	14	50.00	28	12,750		
31	66	58	8			63			66	66		6	69.83	45	13,737		
32	86	61	18		1	74	4	4	79	78		15	51.33	48	11,812		
33	73	62	11			69	4	4	73	73	2	11	51.72	52	11,857		
664	2	54	38	15	1		54			53	53		15	53.66	25	9,536	
	3	10	10				10			10	10		9		9	10,833	
	4	12	10	2			12			12	12		2		8	11,000	
	5	29	24	4	1		28			28	28		4	66.75	21	10,600	
	6	27	25	2			27			27	27		2		21	9,904	
	7	27	22	5			27			27	27		5	44.60	18	10,055	
	8	2															
	9	56	50	6			55	1		56	56		6	58.16	42	10,345	
	10	12	9	3			12			12	12		2		6	9,916	
	11	19	10	4	5		19			14	14		3	59.33	7	9,357	

<sup>1</sup>For renter-occupied dwelling units and vacant nonseasonal not dilapidated units, for rent.  
<sup>2</sup>For owner-occupied dwelling units and vacant nonseasonal not dilapidated units, for sale only.

## HOUSING—BLOCK STATISTICS

Table 3.—CHARACTERISTICS OF HOUSING FOR CENSUS TRACTS, BY BLOCKS: 1950—Con.

Census tract	Block	All dwelling units by occupancy and tenure					All dwelling units by condition and plumbing facilities			Occupied dwelling units			Contract monthly rent <sup>1</sup>		Value of one-dwelling-unit structures		
		Total	Owner occupied	Renter occupied	Vacant non-seasonal not dilap., for rent or sale	Other vacant and non-resident	Number reporting	No private bath or dilap.	No running water or dilap.	Total	Persons per room		Occupied by non-white	Number reporting	Average monthly rent (dollars)	Number reporting	Average value (dollars)
											Number reporting	1.51 or more					
664	19	6	5	1		6			6	6					4	1227.5	
	20	15	14	1		15			15	15			1		13	1026.9	
	26	1															
	27	6	5	1		6			6	6			1		4	675.0	
	28	11	7	1		3			8	8			1		6	650.0	
	29	9	9						9	9					9	694.4	
	30	17	11	6					17	17	2		5	45.00	8	725.0	
	31	7	6	1					7	7					2		
	76	21	5	2		14			17	7			1		5	200.0	
	102	18	12	6					17	7	1		6	35.00	10	270.0	
665	1	40	32	8		36			40	40	2		8	55.62	22	1161.3	
	11	11	11			10			11	11				6		1183.3	
	12	36		36		34			36	36			35	32.94			
	13	13	12	1		13			13	13		1	1		12	637.5	
	14	40	29	11		40			40	40			11	44.90	23	906.0	
667	1	58	33	23	1	1			56	55	1		21	47.42	20	1045.0	
	2	41	20	21					40	40			18	47.00	7	1235.7	
	3	81	56	24		1			80	79			24	35.91	38	1048.6	
	4	49	16	33				2	48	47	1		30	35.96	4	900.0	
	5	37	16	21				1	35	36			20	39.25	7	1242.8	
	6	24	21	3					24	24	1		3	31.66	13	1000.0	
	7	33	23	10					33	33			10	41.00	15	880.0	
	8	13	8	5					13	13			5	36.40	7	871.4	
	9	8	4	4					8	8			4	42.50	2		
	10	40	30	10					40	40			10	37.40	21	1235.2	
	11	75	64	10		1			74	73	1		9	60.11	55	1266.9	
	12	62	55	6		1			59	59			6	56.66	44	1317.0	
	669	1	38	15	23					38	38	1	1	23	34.30	14	1278.5
2		69		68	1				68	68			68	33.00			
3		68	2	66					68	68			65	32.27			
4		1															
6		3	3						3	3					3	783.3	
7		30	18	12					29	28	2		10	33.00	13	1034.6	
8	38	32	5		1			38	35			5	63.20	26	1305.7		
671.0	1	9	9						9	9					7	1300.0	
	2	32	31	1					32	32	1	1	7		29	1324.1	
	3	49	41	7		1			48	48			9	60.85	34	1169.1	
	4	101	91	9		1			100	100	1		9	58.88	78	1153.4	
	5	6	6						6	6			14	50.35	73	1126.0	
	6	100	86	14					100	100	1		8	61.25	67	1199.5	
	7	92	80	12					92	91			8		69		
	7	77	74	2		1			76	76			2		69	1308.6	
671.1	1	75	68	6		1			68	67			5	64.80	63	1282.8	
	3	1															
	4	89	70	19					85	88			16	68.18	54	1218.5	
	5	84	71	12		1			79	83			12	53.41	63	1267.4	
	6	65	58	7					59	65	1		2	62.66	51	1305.4	
	7	26	24	2					26	24			2		22	1395.4	
	8	6	6						6	5					6	1618.6	
	9	39	36	3					39	34			2		34	1162.3	
	10	23	22	1					23	21			1		22	1186.3	
	674	1	12	7	5					12	11			5	37.00	5	600.0
2		3	3						3	3			1		2		
3		6	3	3					6	6			3	25.00	3	1500.0	
6		17	14					1	17	17			3	32.00	13	703.8	
7		1															
10		3	3						3	3					1		
14		4	4						4	4					4	412.5	
15		1	1						1	1							
16		10	6	3		1			10	9			3	28.66	5	580.0	
22		2															
23	1																
677	1	68	42	26					67	68	2	1	26	55.34	23	1254.3	
	2	50	41	8		1			49	49			7	57.85	34	1300.0	
	3	42	35	7					42	42			6	61.16	32	1264.0	
	4	51	37	14					51	51	1		14	63.42	27	1316.6	
	5	34	31	3					31	34			3	45.00	29	1191.3	
	6	45	41	12		1			54	53			12	50.83	30	1183.3	
	7	45	36	9					44	45			3	65.55	28	1264.2	
	8	21	16	5					20	21			9	46.66	10	1284.2	
	9	34	24	10					33	34			9	63.66	11	1309.0	
	10	28	24	4					28	28			4	38.50	18	1388.8	
	11	36	28	8					35	36			8	59.62	20	1047.5	

<sup>1</sup>For renter-occupied dwelling units and vacant nonseasonal not dilapidated units, for rent.<sup>2</sup>For owner-occupied dwelling units and vacant nonseasonal not dilapidated units, for sale only.

Table 3.—CHARACTERISTICS OF HOUSING FOR CENSUS TRACTS, BY BLOCKS: 1950—Con.

Census tract	Block	All dwelling units by occupancy and tenure					All dwelling units by condition and plumbing facilities			Occupied dwelling units			Contract monthly rent <sup>1</sup>		Value <sup>2</sup> of one-dwelling-unit structures	
		Total	Owner occupied	Renter occupied	Vacant non-seasonal not dilap., for rent or sale	Other vacant and non-resident	Number reporting	No private bath or dilap.	No running water or dilap.	Total	Persons per room		Number reporting	Average monthly rent (dollars)	Number reporting	Average value (dollars)
											Number reporting	1.51 or more				
677	12	29	25	4		29			29	29	2	4	50.00	20	9,515	
	13	2														
	14	75	65	10		75			75	74		10	48.90	55	9,689	
	15	50	37	12	1	50			49	48		13	50.00	34	10,852	
	16	16	13	3		16			16	16		3	53.33	11	13,409	
17	13	12	1		13			13	13		1		11	10,772		
679	3	31	19	12		31			31	31	1	12	60.83	11	10,090	
	4	27	22	5		27			27	27		4	48.75	17	8,676	
	5	68	53	15		68			68	68	1	14	56.85	42	13,480	
	6	40	18	21		40			39	39	1	21	43.14	13	12,076	
	7	70	18	52		70	1	1	70	70	1	52	44.76	14	11,607	
	8	33	17	16		33			33	33	1	15	52.73	14	11,375	
	9	73	6	67		73			73	73	1	67	79.37	5	17,200	
	10	99		97		99			97	97	2	96	83.80			
	11	67	50	16		66		1	66	65		15	66.46	39	13,710	
	12	55	35	18	2	55			53	53		20	64.70	28	11,178	
	13	31	24	7		31			31	31		6	67.66	18	15,555	
	14	32	26	6		31			32	32		6	51.66	20	15,875	
	680	1	55	50	5		55			55	55	1	5	49.20	47	11,127
		2	37	33	4		37			37	36		4	63.75	32	10,375
3		19	16	3		19			19	19		3	61.66	11	12,045	
4		1							8	8				8	5,812	
5		9		3		7	1	1	8	9		1		6	7,000	
6		10	7	3		10			10	10	1	3	50.66	5	8,600	
7		2							9	9		1		8	7,850	
8		9		1		9			9	9	1	1		8	8,000	
9		16	12	3		16			15	15		3	32.33	8	8,000	
10		18	10	7	1	18			17	17		6	43.33	7	8,071	
11		11	9	2		11			11	11		2		6	8,166	
12		11	10	1		11			11	11		1		9	7,888	
13		4	4			4			4	4		1		2		
14		2													2	
15		16	16			16			16	16					15	9,633
16		17	16		1	17			16	16		2		24	8,675	
17		28	22	6		31			30	30		4	62.50	21	13,790	
18		28	22	6		28			28	28		4		21	13,790	
19		16	14	2		16			16	16		2		11	10,681	
20		19	16	3		19			19	19		3	146.66	13	8,807	
21		5	4	1		5			5	5		4		4	8,450	
22		4	4			4			4	4		2		3	11,333	
23		12	8	4		12			11	11		2		3	8,400	
24		12	8	4		12			11	11		2		3	9,666	
25		9	8	1		9			9	9		1		1	8,416	
26		13	10	3		13			13	13		1	35.00	10	8,250	
27		16	14	2		16			16	16		2		11	8,045	
28		3	3			3			3	3		1		2		
29		14	10	3	1	14			13	13	1	3	46.66	9	6,911	
30		14	10	3		14			14	14		4	48.75	8	7,687	
31		12	7	5		12			12	11		4	48.25	5	7,700	
32		18	18			18			18	18		1		18	7,277	
33		10	7	1	1	10			8	7	1	2		4	7,075	
681	5	7	1	4		4		3	5	5		4	39.75			
	6	65	19	44		64		3	63	63	1	44	49.11			
	7	21	9	11		21			20	20		10	37.00			
	8	48	15	32		48		7	47	46	1	30	48.86	5	5,000	
	9	16	6	9		15		3	15	15		9	48.33	2		
	10	51	31	15	2	44		3	44	45		17	65.58	28	10,625	
	11	33	23	10		33		6	33	33	1	10	59.60	20	11,350	
	12	29	5	22	2	28		6	27	27		24	50.25			
	13	64	31	31	1	62		1	62	60		31	61.41	10	11,050	
	14	43	19	22	2	38			41	40	1	24	45.83	5	9,600	
	15	65	13	48	1	59		3	61	61	5	49	37.89	5	12,200	
	16	74	21	51	1	74			72	72	4	50	42.26	3	9,000	
	17	37	21	16		37			37	37	1	15	58.40	12	8,458	
	18	5	5			5			5	5				3	17,000	
19	11	9	1		11			10	10		1		9	10,777		
20	60	40	40		79			80	80		39	48.56	4	8,750		
21	38	19	17		38			36	36		16	41.12	6	7,833		
22	26	15	11		25			26	26	1	11	52.00	4	8,500		
682	1	52	39	13		51			52	51	1	11	60.00	30	10,700	
	2	25	22	2	1	24			24	24		2		22	10,909	
	3	12	10	2		12			12	11		2		9	11,388	
	4	3	2	1		3			3	3		1		1		
	5	5	3	2		5			5	5		2		2		
	6	3	1	2		3			3	3		2		2		
	7	12	4	8		12			12	12	1	8	35.87	3	10,333	

<sup>1</sup>For renter - occupied dwelling units and vacant nonseasonal not dilapidated units, for rent.  
<sup>2</sup>For owner - occupied dwelling units and vacant nonseasonal not dilapidated units, for sale only.

HOUSING—BLOCK STATISTICS

Table 3.—CHARACTERISTICS OF HOUSING FOR CENSUS TRACTS, BY BLOCKS: 1950—Con.

Census tract	Block	All dwelling units by occupancy and tenure					All dwelling units by condition and plumbing facilities			Occupied dwelling units			Contract monthly rent <sup>1</sup>		Value <sup>2</sup> of one-dwelling-unit structures	
		Total	Owner occupied	Renter occupied	Vacant non-seasonal not dilap., for rent or sale	Other vacant and non-resident	Number reporting	No private bath or dilap.	No running water or dilap.	Total	Persons per room		Number reporting	Average monthly rent (dollars)	Number reporting	Average value (dollars)
											Number reporting	1.51 or more				
682	8	53	45	8		53			53	53	1	8	51.50	40	111.50	
	9	9				9			9	9				9	10.444	
	10	10				10			10	10				7	11.214	
	11	13				13			13	13	1			10	10.000	
	12	20				20			20	20		13	54.69	5	101.00	
	13	11				11			10	10		3	56.66	6	10.416	
	14	7				7		1	7	7				7	10.000	
	15	16				16			16	16		6	55.83	6	8.250	
	16	17				17		2	15	15		1		11	10.045	
	17	H				H			8	8		7	38.00			
	19	7				7			7	7		5	61.00	2		
	20	1				1										
21	2				2											
683	1	38			37	1		38	37	5	5	38	34.26			
	2	54			54			54	54	3	3	53	34.18			
	6	6	1		4		1	6	4			3	25.66	1		
	7	96	1		95			96	95	1	7	95	34.44			
	8	84			84			84	84	3	4	83	35.10			
687	1	324			323	1		314	323	6	3	312	68.98			
	2	188			178			180	185		1	170	83.10			
	3	106			78			102	105	5		73	50.72	26	8.596	
	4	246			223			245	246	10		217	54.96	20	10.710	
	5	55			6			33	54			6	52.00	41	9.509	
	6	53			10			39	52			8	42.50	37	7.278	
	7	53			3	1		53	52		1	3	50.66	39	11.858	
	8	64			9			56	60		1	7	51.28	36	9.941	
	9	51			7		1	51	50			3	74.00	41	10.960	
	10	H			1			H	H		2	1		5	15.900	
	689	1	75			75			67	74	4	8	71	34.00		
		2	30			30			29	30	1	1	29	34.03		
7		1														
690	2	1			3			9	9			3	43.33	5	6.400	
	3	9			3			13	14			3	51.66	8	7.312	
	4	14			11			13	13					13	6.961	
	5	13			13			13	13					12	7.166	
	6	13			12			13	13			1		12	7.275	
	7	16			14		1	15	15			2		12	8.131	
	8	22			21			22	22			1		12	7.808	
	9	18			16			18	18			2				
	10	2						2	2							
	11	2						2	2							
	13	4			2			4	4			2		2		
	14	4			3			4	3		2			3	5.500	
15	15			11			15	15			3	40.00	9	6.888		
16	H			6			H	8			2		5	10.600		
17	1						1	1								
18	2						2	2								
19	10			2		1	10	8			6	34.50	2			
20	2						2	2								
21	11			11			11	11					11	7.045		
22	10			5		1	9	9		1	3	51.66	3	5.666		
23	7			5			7	7		2	2		4	5.875		
691	9	4			3			4	4					2		
					1			1	1							
693	1	347			345	1		331	346	18	2	337	66.04			
	2	24			23			24	24			23	66.13	1		
	3	33			28			32	29					26	10.230	
	4	75			67		2	74	74			63	61.30	5	9.400	
	5	68			61			66	62		3	56	60.60	3	9.333	
	6	79			42			79	78			40	54.95	29	11.258	
	7	186			170		1	169	183		1	150	79.44	7	5.742	
	8	27			9		1	27	26		10	8	62.50	13	12.692	
694	1	4			3			4	4			1		3	81.00	
	2	1						1	1					4	5.000	
	3	4			4			3	4			1		3	7.000	
	4	4			3			4	4			3		2		
	5	H			5			H	H			1	46.66	2		
	6	4			2			4	4			2		2		
	7	14			10			14	14		1	4	36.25	9	5.833	
	8	9			8			9	9			4		8	6.562	
	9	H			5			H	H			1		3	9.000	
	12															
	15	1						1	1							

<sup>1</sup>For renter - occupied dwelling units and vacant nonseasonal not dilapidated units, for rent.  
<sup>2</sup>For owner - occupied dwelling units and vacant nonseasonal not dilapidated units, for sale only.

Table 3.—CHARACTERISTICS OF HOUSING FOR CENSUS TRACTS, BY BLOCKS: 1950—Con.

Census tract	Block	All dwelling units by occupancy and tenure					All dwelling units by condition and plumbing facilities			Occupied dwelling units			Contract monthly rent <sup>1</sup>		Value <sup>2</sup> of one-dwelling-unit structures	
		Total	Owner occupied	Renter occupied	Vacant non-seasonal not dilap., for rent or sale	Other vacant and non-resident	Number reporting	No private bath or dilap.	No running water or dilap.	Total	Persons per room	Occupied by non-white	Number reporting	Average monthly rent (dollars)	Number reporting	Average value (dollars)
694	16	5	4	1		5	1		5	5		1		3	666.6	
	17	16	10	5		14			15	15	1	5	27.80	5	527.7	
	18	6	5		1	6			5	5		1		8	760.0	
	19	11	8	3		11	1	2	11	11	2	3	36.66	8	525.0	
40	9	3	5	1	8	2	2	8	8		4	42.50	2			
695	1	33	24	9		33			33	33		8	58.50	18	1483.3	
	2	64	52	12		64			74	73	2	8	62.50	40	1392.5	
	3	78	68	10		78	1	1	78	78	1	48	102.78	26	1575.0	
	4	62	57	5		62	2		62	62		5	77.80	54	1527.7	
	5	79	69	10		79	1	1	79	79	1	9	66.11	65	1421.5	
	6	109	82	27		109			109	109	3	83	62.60	11	1713.6	
	7	162	137	25	1	155		2	159	158	1	130	63.76	13	1684.6	
	8	128	103	25		124			128	128	1	99	67.10	17	1797.0	
	9	76	55	20	1	76	1	1	75	75	3	18	67.00	37	1508.1	
697	1	159	1	158	1	155	1	1	157	156		151	67.17			
	2	181	179	2		177	1	1	181	177	4	167	66.05	4	1475.0	
	3	107	106	1		102	1	1	106	105	4	86	61.54	11	1322.7	
	4	36	35	1		36			36	35		11	55.81	18	1500.0	
	5	134	132	2		134	2	2	134	132	4	131	88.90	2		
	6	160	150	10		158	3	2	158	158	3	52	63.94	70	1424.2	
	7	9	5	4		9			9	9		3	86.66	2		
	8	9	5	4		9			9	9				6	1616.6	
	9	27	26	1		27			27	27		1		26	1417.3	
	10	5	5			5			5	5				5	97.00	
	11	11	11			11			11	10					11	986.3
	12	31	20	11		31			31	31		9	75.55	10	1582.0	
	13	18	17	1		18			18	18		1		16	1285.6	
	14	11	11			11			11	11				10	990.0	
	15	8	8			8			8	8				8	1487.5	
	16	27	15	12		27			27	27		12	84.41	7	1542.8	
	17	23	14	9		22			22	22		9	78.88	6	1400.0	
	18	39	33	6		39			39	39		5	66.00	29	1234.4	
	19	25	21	4		25			25	24		1		19	1447.3	
	20	11	11			11			11	11				11	1509.0	
21	17	17			17			17	17				17	1523.5		
23	29	19	9		26	1	1	28	26		8	88.12	8	2312.5		
24	34	20	14		31			34	32		12	71.83	2			
25	48	36	12		47	1	1	48	47		12	66.08	20	1782.5		
26	157	135	22	1	150	1	1	156	155	1.7	131	63.81	7	1944.2		
27	59	34	25		56			59	57		21	74.33	16	2371.8		
28	54	10	42		53		2	52	52	1	39	58.64				
29	23	15	8		23			23	23		7	59.14	3	2000.0		
30	12	11	1		12			12	12		1		10	1250.0		
31	43	26	17		42			43	42	2	17	69.88	3	2200.0		
32	27	25	2		27			27	27		2		24	1366.6		
33	18	15	3		18		1	18	18		3	73.33	12	1462.5		
34	11	10	1		11			11	11		1		10	1445.0		
35	60	43	17		60	2	2	60	60	1	16	47.25	39	1156.6		
703	1	26	23	3		23			26	23				19	1631.5	
	2	86	74	10	1	85	3		84	82		9	55.55	62	2205.6	
	3	37	30	5	2	37			35	35		4	48.75	28	1108.9	
	4	39	31	6	2	39			37	37		6	79.50	27	1188.1	
	5	46	40	6		48			48	48	1	8	79.50	33	1278.7	
	6	41	32	6	3	41	1	1	38	38		6	97.50	25	1158.0	
	7	44	35	7	2	44			42	42		7	69.57	26	1210.7	
	8	61	50	9		61		2	59	59		7	59.57	39	1453.8	
	9	46	37	8		46		1	45	45		6	57.50	31	1445.1	
	10	18	13	5		18			18	18		5	47.40	10	1440.0	
12	84	48	36		83			84	83	1	33	74.12	28	1417.8		
14	21	13	8		20			21	21		8	54.00	10	1340.0		
15	19	11	8		19			19	19		8	45.62	6	1050.0		
17	20	15	5		20			20	20		5	44.00	8	950.0		
18	50	37	13		50			50	50		12	70.83	33	1222.7		
707	1	59	52	7		57	1	1	59	58		5	92.00	44	1418.1	
	2	61	55	5		61			60	60		3	81.66	51	1668.6	
	3	49	43	5		48			48	48		4	108.50	41	1560.9	
	4	82	48	33	1	76			81	80	1	30	73.96	34	1517.6	
	5	57	51	6		57			57	57		2		32	1395.3	
	6	52	41	10	1	51			51	50		10	77.50	32	1528.1	
	7	28	27	1		28			28	28		1		24	1533.3	
	8	50	48	2		50			50	50	1	1		46	1256.5	
	9	50	46	4		50		1	50	50		4	52.50	42	1191.6	
	10	18	16	2		17			18	17		2		13	1715.3	
11	58	50	7	1	58			57	57		7	51.42	44	1205.6		
12	38	31	7		38			38	38		7	52.14	25	994.0		
13	69	32	34		66			66	63	1	33	63.24	13	988.4		

<sup>1</sup>For renter-occupied dwelling units and vacant nonseasonal not dilapidated units, for rent.  
<sup>2</sup>For owner-occupied dwelling units and vacant nonseasonal not dilapidated units, for sale only.



HOUSING—BLOCK STATISTICS

Table 3.—CHARACTERISTICS OF HOUSING FOR CENSUS TRACTS, BY BLOCKS: 1950—Con.

Census tract	Block	All dwelling units by occupancy and tenure					All dwelling units by condition and plumbing facilities			Occupied dwelling units				Contract monthly rent <sup>1</sup>		Value <sup>2</sup> of one-dwelling-unit structures		
		Total	Owner occupied	Renter occupied	Vacant non-seasonal not dilap., for rent or sale	Other vacant and non-resident	Number reporting	No private bath or dilap.	No running water or dilap.	Total	Persons per room		Occupied by non-white	Number reporting	Average monthly rent (dollars)	Number reporting	Average value (dollars)	
											Number reporting	1.51 or more						
709	1	77	42	33	1	1	75	3	2	75	75	1	1	32	64.03	22	13,727	
	2	113	97	16			95	3	2	113	110	1	1	15	54.06	92	12,205	
	3	4	4				4			4	4					19	18,500	
	4	19	19				19	1	1	19	19					4	14,315	
	5	5	5				5			5	5					5	13,000	
	6	29	26	2	1		21	2	2	28	26			3	66.33	25	14,400	
	7	50	45	5			50	5		50	50			4	63.25	34	18,470	
	8	58	53	5			58	5		58	58		1	5	88.60	50	12,660	
	9	57	55	2			57	5		57	57			2		55	14,610	
	10	17	8	8	1		17	1		16	16			9	74.44	1		
	11	39	32	7			38	2		39	39		1	6	67.50	27	13,611	
	12	39	35	3		1	38			38	37	1	1	2		33	14,257	
	13	59	51	7			58			58	57			7	106.57	45	11,777	
711	2	246	14	231	1		234	7	1	245	244	1	4	228	53.53	11	11,181	
	3	61	54	7			61			61	61		4	4	76.25	46	13,347	
	4	49	38	7	4		48			45	44		5	5	65.00	29	16,568	
	5	39	37	2			39			39	39		1	1		37	18,070	
	6	99	52	45	1	1	96	4	1	97	96	2	1	36	79.36	41	15,987	
	7	166	12	153	1		165	2	2	165	164	1		147	68.47	4	16,500	
	8	67	59	8			66			67	67		1	7	76.71	57	12,149	
	9	13	12	1			13			13	13		1	1		11	14,818	
	713	3	26	24	2			24			26	26			1		23	19,695
4		250	7	243			242	1	1	250	246	3	3	233	74.52			
5		82		82			82	2	2	82	81	3	3	79	73.48			
6		1																
10		184	1	182			182			183	180	4	4	176	90.51			
11		149	1	146		2	149			147	147	1	1	143	73.04			
12		301	1	298			294			299	294	1	1	290	80.96			
13		223		223			223			223	222	1	1	222	81.72			
14		157		157			155			157	154	1	1	155	85.41			
15		118	2	116			110	1	1	118	117	1	1	114	88.84			
17		120		117	3		104	1	1	117	117			117	115.44			
19		173	41	128	2	2	172	4	4	169	168	1	1	127	147.21	38	18,750	
20		102	30	72			102	2	2	102	102			70	67.48	29	17,706	
21		73	5	67	1		73			72	72		1	1	65	64.47	6	14,000
22		17	15	2			17			17	17			65	64.47	1	11,933	
23	302	5	293	1	3	297	2	2	298	296	7		286	72.98	2			
24	93	19	74			93	1	1	93	93			72	117.44	18	15,222		
714	3	2																
	4	11	5	3	1	2	11	3	2	8	8			4	28.75	4	2,875	
	5	50	24	14		12	49	26	26	38	38	1		14	28.92	19	4,578	
715	1	466	10	447	6	3	445	1	1	457	444	1	2	437	128.16			
	2	300	1	298	1	3	286	1	1	299	296	1	9	293	67.67	1		
	3	235		232			225	1	1	232	231			230	68.80			
	6	185	33	152			185			185	183		4	148	71.27	28	12,142	
	7	238	2	234		2	235			236	233		4	227	112.85	1		
	8	335	1	334			330	2	1	335	330	2	0	323	65.08			
	9	69	57	11	1		68			68	68			10	57.50	45	13,700	
	10	52	42	10			51			52	52			10	55.10	34	14,161	
	11	261	3	256	1	1	245			259	252	1	6	243	70.04			
	716	1	231	3	217		11	217	140	138	220	217		8	214	18.62		
		2	5		5			5	4	4	5	5			5	29.00		
3		6		6			6	5	5	6	6			6	22.50			
717	2	5	4	1			5			5	5			1		4	9,250	
	3	18	6	9	3		17			15	15			11	82.72	5	12,740	
	4	6	5	1			5			5	5			1		4	10,200	
	5	5	4	1			5			5	4		1	1		3	8,833	
	6	152	12	139	1		149	3	3	151	150		1	133	139.97	8	14,062	
	7	408	2	396	8	2	404			398	396		7	402	132.82			
	9	25	10	15			25			25	23		1	13	69.15	2		
	10	32	14	17	1		32	1	1	31	31			17	59.64	5	16,200	
	11	33	12	20		1	33			32	32		1	19	69.05			
	719	1	12	10	2			11			12	11			1		10	13,700
		3	27	22	4		1	27	2	2	26	26			3	56.66	16	13,687
4		26	17	8			26			25	25			8	94.37	11	15,363	
5		51	37	14	1		49			51	50			13	65.69	23	15,391	
6		46	24	22			45			46	46			20	76.15	15	14,333	
7		36	31	5			35		1	36	36			5	82.00	27	13,629	
8		49	44	5			48	1	1	49	49			5	52.80	35	14,428	
9		54	42	12			53	1	1	54	54			12	52.75	30	14,800	
10		22	21	1			21			22	22			1		19	13,789	

<sup>1</sup>For renter—occupied dwelling units and vacant nonseasonal not dilapidated units, for rent.  
<sup>2</sup>For owner—occupied dwelling units and vacant nonseasonal not dilapidated units, for sale only.

Table 3.—CHARACTERISTICS OF HOUSING FOR CENSUS TRACTS, BY BLOCKS: 1950—Con.

Census tract	Block	All dwelling units by occupancy and tenure					All dwelling units by condition and plumbing facilities			Occupied dwelling units			Contract monthly rent <sup>1</sup>		Value <sup>2</sup> of one-dwelling-unit structures		
		Total	Owner occupied	Renter occupied	Vacant non-seasonal not dilap., for rent or sale	Other vacant and non-resident	Number reporting	No private bath or dilap.	No running water or dilap.	Total	Persons per room		Occupied by non-white	Number reporting	Average monthly rent (dollars)	Number reporting	Average value (dollars)
											Number reporting	1.51 or more					
721	1	54	50	4		51			54	51							
	3	431		429	2	419			429	421	4	6	416	132.37	48	13083	
	5	265	7	255		265			262	262		4	253	101.26			
	6	38	38			35			34	35					35	15028	
	7	135	37	96	1	132			133	131	1		91	111.34	36	16486	
	9	23	22	1		23			23	23			1		16	13750	
	10	185	48	135	1	183			183	182	1		132	116.56	45	17500	
	11	27	24	3		27			27	27	1	2	132	72.33	20	14050	
	725	1	13	2	11		13			13	13			11	53.18		
		8	4	3	1		4			4	4			1		3	43333
		9	184	1	177	2	180	6		178	176	4		171	81.47	1	
10		29	29			29			29	29			28		28	36000	
11		10	10			10			10	10			10		10	44000	
727	1	11	11			11			11	11					10	43450	
	2	25	22	2	1	25			24	21			2		19	29736	
	3	28	27	1		28			28	25			1		26	26038	
	4	44	39	4	1	44			43	42			4	147.00	38	20592	
	5	31	31			30			31	31					26	21519	
	6	30	27	3		30			30	30			3	60.00	24	26791	
	7	29	27	2		29			29	28	1	1	2		25	21280	
	8	27	27			26			27	25					26	26865	
	9	26	24	2		26			26	26	1		2		24	25750	
	10	25	25			25			25	25			2		23	21217	
	11	24	24			24			24	24					24	32208	
729	1	15	11	3	1	15			14	13			3	105.00	10	23250	
	2	3	3			3			3	3			6		3	21666	
	3	37	29	8		37			37	34			6	94.16	23	14826	
	4	30	24	6		30			30	30			6	65.00	20	18875	
	5	33	44	9		33			33	53			8	70.37	36	13180	
	6	51	43	6		51			49	49	2		6	65.83	38	10381	
	7	53	41	9		52	2		50	50	1		9	52.33	31	11177	
	8	53	39	9		52	3		44	43	1		7	81.42	33	11106	
	9	54	43	1		53			54	53			10	49.80	34	10250	
	10	47	44	3		47			47	47			3	51.66	40	10787	
	11	37	13	23		35			36	34			21	55.04	5	10900	
	12	15	8	5		14	2		13	13	1		5	32.20	7	11000	
	13	39	4	33		39			37	37			34	46.91	1		
731	1	34	32	2		33			34	32			1		30	13883	
	2	33	29	4		32	1		33	33			1		30	16566	
	3	30	1	1		30	1	1	30	30			1		27	17092	
	4	48	32	16		46			48	48			14	51.71	29	15810	
	5	36	38	16		35			34	53	1		13	56.46	23	13913	
	6	43	38	5		40			43	42			4	50.75	32	16666	
	7	30	43	7		49			50	49			7	59.28	30	15533	
	8	59	42	16		58			58	57			12	65.33	31	11967	
	9	54	18	35	1	49			53	50			34	49.35	2		
	10	43	28	15		42			43	42			14	67.50	19	13157	
	11	54	46	8		53			54	54			8	67.00	42	14095	
	12	65	28	36	1	54	1	1	64	63			34	39.91	20	14700	
733	1	176	20	156		147	3	2	176	170	2	1	149	76.51	2		
	2	22	14	8		21			22	22			6	105.62	6	17833	
	3	3	3			3			3	1			1				
	4	32	21	10	1	29			31	31			9	105.33	13	31384	
	5	19	10	8		15	1	1	18	16			5	98.80	6	20166	
	6	13	13			13			13	13					12	36416	
	7	35	33	1		35			34	32			1		31	30645	
	8	10	7	3		10			10	10			1		6	45000	
	9	22	20	2		22			22	22			2		18	31166	
	10	39	34	3	1	36			37	35			3	113.33	32	26074	
	11	38	35	2	1	38			37	37			2		34	19867	
	12	42	39	2	1	40			41	41			2		38	18921	
735	1	5	5			5			5	5	1				4	34500	
	2	13	13			12			13	12					10	41800	
	3	12	11	1		11			12	11			1		8	37875	
	4	15	15			15			15	13					14	38928	
	5	22	22			20			22	22					20	29425	
	6	7	7			6			7	6					6	42500	
	7	10	9	1		10			10	9			1		9	33333	
	8	18	16	2		17			18	16			1		14	29500	
	9	24	24			24			24	22					23	22086	
	10	23	22			21			22	22					15	25866	
	11	34	29	5		31	1		34	34			4	99.25	23	20260	

<sup>1</sup>For renter - occupied dwelling units and vacant nonseasonal not dilapidated units, for rent.  
<sup>2</sup>For owner - occupied dwelling units and vacant nonseasonal not dilapidated units, for sale only.

HOUSING—BLOCK STATISTICS

Table 3.—CHARACTERISTICS OF HOUSING FOR CENSUS TRACTS, BY BLOCKS: 1950—Con.

Census tract	Block	All dwelling units by occupancy and tenure					All dwelling units by condition and plumbing facilities			Occupied dwelling units				Contract monthly rent <sup>1</sup>		Value <sup>2</sup> of one-dwelling-unit structures	
		Total	Owner occupied	Renter occupied	Vacant non-seasonal not dilap., for rent or sale	Other vacant and non-resident	Number reporting	No private bath or dilap.	No running water or dilap.	Total	Persons per room		Occupied by non-white	Number reporting	Average monthly rent (dollars)	Number reporting	Average value (dollars)
											Number reporting	1.51 or more					
735	12	53	37	16		46	2	1	53	52	1		16	76.37	24	17,479	
	13	36	32	4		27			36	36			2		28	18,000	
737	1	2															
	2	177	9	167		149	5	5	176	174	5		161	62.27	3	21,000	
	3	100	7	92		78			99	99	3	2	89	63.98			
	4	84	1	23		23	1		24	24	1		20	53.30			
	5	192	1	186	1	183			187	184	5	4	181	49.82			
	6	67	17	49		67			60	65	1		44	98.43	13	19,076	
	7	52	7	44	1	52			51	51			44	121.95	5	19,600	
	8	18	16	2		18			18	18			2		20	30,375	
	10	44	24	20		43			44	42		2	17	64.47	12	22,125	
	12	96		82	11	95		3	82	81	2	1	76	110.55			
	13	18	15	1	2	18	1	1	16	13			2		7	39,285	
	14	11	10	1		11			11	8			1		5	44,000	
	15	17	15	1	1	17			16	16			1				
	18	101	1	95	5	99	2	1	96	95	1	1	86	137.01			
	19	3	2	1		3			3	3							
	739	1	83	16	67		82			83	80			65	75.23	16	24,187
		2	239	2	237		236	3	3	239	238	3		230	90.04	1	
		3	85	1	84		85	3	3	85	85	1		82	92.58	1	
		4	75	3	69	3	71			78	68	1		66	69.07	2	
5		79	15	63	1	75	1	1	78	77	2		62	81.93	10	27,250	
6		97		94	2	96	3	3	94	94			93	90.09			
7		187		187		170			187	183	2		179	145.54			
8		16	12	4		15			16	16			4	133.00	12	25,416	
9		72	15	57		63			72	71	7	1	55	70.90	13	26,076	
10		184	1	182		168	1		183	178			171	81.60			
11		47		47		46			47	47			45	74.24			
12		86	7	78		59		1	85	83	1		67	82.08	5	32,400	
13		11	10	1		11			11	11			1		9	22,333	
15		121	3	117		112		1	120	120	3		113	96.88	1		
16		211	1	209		197	16		210	209	11		204	96.66	1		
17		81		81		75	1	1	81	80			75	84.54			
741		1	30	30			30			30	30					30	22,426
	2	70			2	69			68	68	1	1	68	76.32	19	30,115	
	4	19		67	2	19			19	19					16	28,750	
	5	16				16			16	16							
	7	325		309	8	320	8		309	302	3	4	305	139.02			
	8	20	18	1		20	1		19	21			2		18	28,250	
	9	21	19	2		21			21	21			2		19	30,657	
	10	336		320	8	330	8		320	312	6	2	318	143.77			
	11	50		50		48			50	47			46	122.89			
	12	18	16	2		17			18	17			1		16	27,000	
	743	1	60	1	54	5	57			55	52	3		57	124.47		
		2	75	46	29		74	1		75	74	2		27	103.77	4	17,250
4		66	1	61	4	65			62	61			65	124.76			
5		36		33	3	36			33	33			36	124.72			
9		28	17	9	1	27		1	26	26			10	110.00	15	16,446	
10		54	51	3		53			54	53			3	125.00	49	18,434	
11		12	12			12			12	12					12	16,791	
12		16	13	2		15			15	14					13	17,423	
13		78	76		2	76			76	76			2		74	18,428	
745		6	23	17	4	2	23			21	21			4	60.00	17	11,941
		7	3	2	1		3			3	3			1			
		8	62	24	34		61		4	58	57			32	100.53		
		9	32	25	6		32		4	31	31	2		6	62.00	22	12,704
	10	17	11	6		17			17	17			5	84.00	6	14,833	
	12	44	38	6		44			44	44			6	97.50	31	15,322	
	13	35	17	18		35			35	35	2		18	98.11			
	747	1	84		1	83			84	1	1						
		2	90	2	1	85	2		90	3	3			84	91.20		
		3	111		14	97			111	14	14	1		86	88.16	1	
4		104	1	12	91			104	13	13	1		111	90.75			
5		96		14	82			96	14	14	1		103	90.44	1		
6		102		24	78			102	24	24	1		102	90.54			
7		61	5	1		55			60	6			102	92.70			
8		60	3	1		56			60	4			57	105.07	5	25,900	
9		400	16	192	191	1	394		208	203			373	105.33	3	30,666	
10		3	3			2			3	3				100.41	15	21,600	
11		24	23		1	24			23	23					3	32,282	
12		15	14			15			15	15					14	31,071	
13		5	4			4			5	4					3	35,000	

<sup>1</sup>For renter-occupied dwelling units and vacant nonseasonal not dilapidated units, for rent.  
<sup>2</sup>For owner-occupied dwelling units and vacant nonseasonal not dilapidated units, for sale only.

Table 3.—CHARACTERISTICS OF HOUSING FOR CENSUS TRACTS, BY BLOCKS: 1950—Con.

Census tract	Block	All dwelling units by occupancy and tenure					All dwelling units by condition and plumbing facilities			Occupied dwelling units			Contract monthly rent <sup>1</sup>		Value <sup>2</sup> of one-dwelling-unit structures		
		Total	Owner occupied	Renter occupied	Vacant non-seasonal not dilap., for rent or sale	Other vacant and non-resident	Number reporting	No private bath or dilap.	No running water or dilap.	Total	Persons per room		Occupied by non-white	Number reporting	Average monthly rent (dollars)	Number reporting	Average value (dollars)
											Number reporting	1.51 or more					
757	1	16	15			1			15	15					12	30,916	
	2	20	19			1			19	19					14	29,678	
	3	19	18			1			18	18					14	29,642	
	4	17	17						17	17					17	28,970	
	5	14	14						14	14					13	29,461	
	6	17	17						17	17					17	29,500	
	7	18	18						18	18					16	28,562	
	8	13	11			2			11	11					9	25,555	
	9	6	5	1					4	4			1		5	18,200	
	10	15	14	1					10	14					14	29,142	
	11	16	14	2					16	16					14	32,821	
	12	19	18		1				18	18					19	28,684	
	13	3	3						2	3					3	38,666	
	16	5	4	1					5	5					4	26,250	
	17	63	1	61		1			62	62	1	1	56	70.66	17	31,352	
	18	18	18						18	17					7	25,714	
	19	60	7	52		1			59	58	1		49	77.51	11	24,972	
	20	16	12	2		2			14	13			2		11	24,972	
	21	135	12	123		1			131	134	2		119	76.03	11	29,454	
	22	185	6	177		1			183	182	1		174	93.15	5	21,800	
	23	91	6	85					83	84	3		75	79.37	6	29,833	
	24	74		73		1			73	72	2		69	76.47			
	25	108	1	107					104	105	2		99	99.35			
	26	1															
	27	112		111		1			107	109	2		104	81.33			
	29	28		14		1			27	26			13	74.30			
	30	41	21	20					41	40			17	73.23	9	14,033	
	31	10		2					10	10			2		1		
	32	112	8	105		1			107	108			102	81.67	1		
	33	176	6	170					164	171	3		162	81.81	2		
	34	220	1	216		3			206	211	5	1	208	80.19			
	35	81		81					77	78	2		76	87.15			
	766	1	42	26	15		1		39	38			13	37.23	25	8,420	
		2	41	28	13		1		41	41	1		13	38.30	26	10,000	
		3	43	39	3		1		43	42	1		2		38	9,902	
4		20	18	2				20	20			2		17	7,964		
5		26	12	14				25	26	2		13	39.23	11	8,863		
6		13	7	6				12	13			5	43.60	6	7,500		
7		34	16	18				33	33			18	25.88	11	7,272		
8		20	10	9		1		19	19	4		9	32.77	5	4,900		
9		1															
10		3	2	1				3	3	1	1		1		2		
11		2															
12		1															
13		2															
14		6	2	4				6	6	1	1		4	40.25	1		
15		8	5	3				8	8	4	3		3	26.66	5	6,700	
16		18	4	14				14	10	10	18		14	26.21	2		
768	1	1															
	2	3	1	2				3	3			2					
	6	1															
	7	23	16	6	1			23	22			6	40.00	13	7,615		
	8	19	10	8	1			19	18	1		8	59.00	3	9,000		
	9	9	6	2	1			9	8	1		3	32.66	6	6,666		
	10	16	12	3	1			16	15			4	36.50	10	7,970		
	11	1															
	12	1															
	13	23	18	4	1			23	22			4	41.75	14	7,285		
	14	14	8	5		1		14	13			5	32.40	5	6,800		
15	4	3	1				4	4			1		3	7,166			
16	8	6			2		8	6					6	8,583			
769.0	1	350	2	345	1	2	349	2	2	347	346	18	2	334	67.01		
	2	127	38	88	1	1	123			126	124	6		86	73.87		
	3	345	33	343	1	1	338	4	4	343	336	6		326	80.38		
	4	38		5			38			38	38			5	112.60		
	5	304	63	304	3	1	301	3	1	304	303	11	7	296	77.00		
	6	547		480			541			543	543			476	66.33		
769.1	1	61	4	56	1		53			60	60	5		55	55.50		
	2	8		1			8			8	8			1	27,000		
	3	8		1			8			8	8			9	26,571		
	4	18		10			15			18	17			1	19,750		
	5	10		1			9			10	10			1	19,750		
	6	142	17	125			132			142	139	18		121	65.77		
	7	350	8	342			335			350	341	12		340	65.75		
771	1	15	15							15	15			13	24,230		

<sup>1</sup>For renter-occupied dwelling units and vacant nonseasonal not dilapidated units, for rent.  
<sup>2</sup>For owner-occupied dwelling units and vacant nonseasonal not dilapidated units, for sale only.

HOUSING—BLOCK STATISTICS

Table 3.—CHARACTERISTICS OF HOUSING FOR CENSUS TRACTS, BY BLOCKS: 1950—Con.

Census tract	Block	All dwelling units by occupancy and tenure					All dwelling units by condition and plumbing facilities			Occupied dwelling units			Contract monthly rent <sup>1</sup>		Value <sup>2</sup> of one-dwelling-unit structures	
		Total	Owner occupied	Renter occupied	Vacant non-seasonal not dilap., for rent or sale	Other vacant and non-resident	Number reporting	No private bath or dilap.	No running water or dilap.	Total	Persons per room	Occupied by non-white	Number reporting	Average monthly rent (dollars)	Number reporting	Average value (dollars)
771	2	38	22	15	1	36			37	36	1					
	3	4	4			3			4	4						
	4	14	11	3		11			14	13						
	5	44	25	19		43			44	44		1				
	6	13	12	1		13			13	13		17	90.56			
	7	5	5			5			5	5						
	8	15	14	1		12			15	12						
	9	13	13			11			13	13						
	10	19	19			19			19	19						
	11	8	6	2		6			8	6		1				
	12	5	5			5			5	5						
	13	19	18	1		17			19	19		1				
	14	14	13		1	14			13	13						
	15	8	7		1	8			7	7						
	16	25	21	4		21			25	24		1				
	773.0	1	319	2	316	1	294	2	1	318	313	9	7	305	73.99	
773.1	1	246	9	237		240			246	245	3					
	2	176	6	169	1	172	1		175	173		1	231	55.32	6	19.166
	3	124	10	114		122		1	124	124		1	165	53.90	6	23.166
	4	8	8			8			8	7			112	71.73	8	18.125
	5	21	16	5		21			21	20			4	70.50	6	45.833
	6	53	23	29	1	50			52	50			4	70.50	13	31.769
	7	22	20	2		21			22	21			28	70.42	13	25.730
775	1	18	16	2		17			18	16						
	2	23	22	1		22			23	22						
	3	200	15	181	2	197		2	196	192	4					
	4	46	31	15		43			46	42						
	5	18	16	2		17			18	17						
	6	14	13	1		14			14	14						
	7	100	23	77		88			100	91						
	8	44	8	36		44			44	44						
	9	8	6	2		6			8	6						
	10	12	10	2		10			12	10						
	11	31	4	27		30			31	30						
	12	17	14	3		14			17	14						
	13	280	8	267	5	274		2	275	274	3					
779	1	3	2	1		3			3	3						
	2	1														
	3	14	14			7			14	14						
	4	28	23	5		28			28	28						
	5	36	33	3		30			36	37						
	6	37	37			49			37	37						
	7	50	37	13		49			50	47						
	8	33	17	16		18		1	33	33						
	9	149	22	127		147			149	149						
	10															
	11	136		135		135			135	135						
	12	70		66		56			70	70						
	13	1	10	90	157	1	217		1	100	91					
	14	258	6	252		252			258	252						
	15	62	56	6		47			62	60						
	16	65	58	7		51			61	60						
	17	46	45	1		42			46	46						
	18	23	23			16			23	22						
	19	65	31	34		65			62	62						
	20	104	103	1		104			103	103						
	21															
	22	96	2	94	2	96			94	94						
	23	28		26		25			28	28						
	24	48		48		45			48	48						
	25		78	3		75			81	79						
26	82	40	42	1	35		1	45	45							
27	45	65	5		65			65	65							
28	56	56			56			56	56							
29	21	20			21			20	20							
30	22	22			22			22	22							
31		25			26			25	25							
32	43	41	2	1	40			43	42							
33	28	25	3		26			28	27							
34	28	28			25			28	29							
35	52	48	4		46			52	51							
36	28	1	27		28			28	28							
37	17		16		17			17	16							
38	19	17	2	3	19			19	18							
39	20	19	1		19			19	18							
40	43	42	1		43			43	43							
41																
42	99	27	1	71	99			28	28							

<sup>1</sup>For renter - occupied dwelling units and vacant nonseasonal not dilapidated units, for rent.  
<sup>2</sup>For owner - occupied dwelling units and vacant nonseasonal not dilapidated units, for sale only.

Table 3.—CHARACTERISTICS OF HOUSING FOR CENSUS TRACTS, BY BLOCKS: 1950—Con.

Census tract	Block	All dwelling units by occupancy and tenure					All dwelling units by condition and plumbing facilities			Occupied dwelling units			Contract monthly rent <sup>1</sup>		Value <sup>2</sup> of one-dwelling-unit structures					
		Total	Owner occupied	Renter occupied	Vacant non-seasonal not dilap., for rent or sale	Other vacant and non-resident	Number reporting	No private bath or dilap.	No running water or dilap.	Total	Persons per room		Number reporting	Average monthly rent (dollars)	Number reporting	Average value (dollars)				
											Number reporting	1.51 or more					Occupied by non-white			
779	51	48	1		47	48			1	1		47	9397	1						
	52	48			48	48						48	9418							
	55	123		1	121	123	1	1	1	1		122	9436							
	56	48			48	48						48	9425							
	57	62	14		48	62						48	9425	14	18,142					
	58	43	40	3		43						3	8133	40	14,315					
	60	19	18	1		19						1		18	15,500					
	61	7	7			7						7		7	20,500					
	63	75	2	1	72	75						73	9384	1						
	64	7	4	3		7						3	6266	3	10,666					
	67	56	17	37	1	55						54	53	1	38	10584	7	15,857		
	68	2																		
	69	12	11			11						11	11		11	12,909				
	70	51	40	11		50	1					51	50	1	10	9280	11	12,909		
	71	1																		
	73	3	2	1		3						3	3		1					
	74	21	17	1	3	21						18	18		3	8966	17	12,668		
	75	33	32		1	33						32	32		32	12,137				
	77	53	50	2	1	53						52	52		44	14,068				
	78	3	2	1		3						3	3	1	2					
	79	133	122	9	1	131	1	1	1	131	129			4	6625	115	15,934			
	80	58	56	2		58				58	58			2		56	16,446			
	81	53	53			52				53	53					51	15,754			
	82	25	17		8	25				17	17					17	20,294			
	83	10			10	10														
	84	159	14	144	1	152				158	155			143	7209	13	28,230			
	85	129		127		129	2	2	2	127	127			128	6829					
	86	49	49			46	1	1	1	49	49			47	7153					
	87	3	2	1		3				3	3			1		2				
	88	51	26	25		51				51	51			25	11200	26	15,538			
	89	31	30	1		27				31	30			1		29	11,827			
	90	64	63		1	64				63	63			1		63	12,239			
	91	37	36	1		37				37	37					35	12,282			
	92	39	38	1	1	39				38	38			1		38	12,402			
	93	64	63			64			1	63	63					63	12,304			
	94	15	14	1		15				15	15			2	1	14	16,357			
	95	85	22	62	1	84			1	84	83			63	9587	19	16,473			
	96	108		106	2	106	2		1	106	105	1	1	103	9680					
	98	78	12	66		74				78	77			66	6951	8	28,250			
	99	16	14	2		16	6	6	6	16	16			2		14	29,571			
	100	21	13	8		21				21	21			8	10812	11	32,818			
	101	9	1	1		9				9	8			1		5	32,200			
	102	25	24			25				25	25					24	31,583			
	104	183	1	180		174				180	178			177	6008					
	105	6	6	138	7	151	1	1	1	144	144			142	9689	6	15,833			
	106	25	13	10	2	25				23	23			1	10100	14	15,850			
	107	27	27			27				27	27			11		26	12,596			
	108	20	19		1	20				19	19					18	12,733			
	110	2																		
	111	47		47		47				47	46			1	47	9512				
	112	144	3	139	2	143				142	141			2	4	139	9830	3	14,166	
	113	175	2	173		171				175	172			5		170	6010			
	114	183	1	179	2	180			2	180	177			2		181	5923	1		
	116	60		60		60				60	60					60	9488			
	117	89	1	49	37	64			3	50	49			46	9352					
	118	16	13	3		15				16	15			1	1	2				
	119	12	6	6		12				12	12					5	5000	1	16,636	
	120	24	19	5		24				24	24			5		17	11,666			
	121	31	21	10		31				31	31			1		14	9,411			
	122	10	9	1		10				10	10			9	5577	8	9,857			
	124	714	2	706	4	705	1	1	1	708	702	10	82	706	11349					
	125	7	6	1		7	1	1	1	7	7					6	12,000			
	126	13	13			13				13	13					11	19,272			
788	1	1																		
	2	34	30	3		32				33	33			3	4400	27	8,240			
	3	33	24	9		33	1	1	1	33	33			8	4000	17	8,735			
	4	47	29	18		46				47	47			18	4	3950	20	7,795		
	5	36	31	5		35			2	36	36			4	3425	31	7,732			
	6	30	27	3	3	30			2	30	30			5	4100	30	7,500			
	7	34	24	10		33			3	34	34			2		26	7,250			
	8	20	15	5		19			1	20	19			10	3870	18	7,833			
	9	20	15	5		19				20	19			5	4420	13	7,884			
	10	33	25	8		33			2	33	33			8	4612	19	7,815			
	11	27	22	4	1	27				26	26			4	5900	19	7,578			
	12	26	24	1		26			1	25	25			1		24	8,416			
	13	28	22	6		28			1	28	28			6	4366	18	9,750			
	14	15	13	2		15				15	15			2		12	8,875			
790	1	35	16	17	1	33				33	33			18	3627	12	9,041			
	2	43	24	17		43				41	41			16	3843	16	7,575			
	3	29	18	11		29			1	29	29			11	4663	9	8,777			
	4	24	19	5		24				24	24			4	4825	16	8,406			
	5	46	41	5		46				46	46			4	3825	36	7,566			

<sup>1</sup>For renter-occupied dwelling units and vacant nonseasonal not dilapidated units, for rent.  
<sup>2</sup>For owner-occupied dwelling units and vacant nonseasonal not dilapidated units, for sale only.

Table 3.—CHARACTERISTICS OF HOUSING FOR CENSUS TRACTS, BY BLOCKS: 1950—Con.

Census tract	Block	All dwelling units by occupancy and tenure					All dwelling units by condition and plumbing facilities			Occupied dwelling units			Contract monthly rent <sup>1</sup>		Value <sup>2</sup> of one-dwelling-unit structures		
		Total	Owner occupied	Renter occupied	Vacant non-seasonal not dilap., for rent or sale	Other vacant and non-resident	Number reporting	No private bath or dilap.	No running water or dilap.	Total	Persons per room		Occupied by non-white	Number reporting	Average monthly rent (dollars)	Number reporting	Average value (dollars)
											Number reporting	1.51 or more					
790	6	19	11	7		1			18	18			7	38.57	6	5,466	
	7	58	10	46	1	1			56	56	5	1	46	44.86	7	8,571	
	8	15	12	3					15	15			3	31.66	9	7,500	
	9	17	13	4					17	17			4	52.50	11	8,345	
	10	35	33	1	1				34	33			1		29	8,017	
	11	7	6	1					7	7			1		5	11,700	
	12	14	12	2					14	14			1		11	10,490	
	13	7	6	1					7	7			1		5	8,600	
	14	5	3	2					5	5			2		1		
	15	22	16	4	2				20	18			3	43.33	12	7,583	
	16	27	24	3					24	27			3	38.33	23	8,252	
	792	1	27	24	3				27	27				3	45.66	20	7,405
		2	16	14	2				16	16				2		13	8,215
		5	5	5					5	5						5	10,000
		7	25	24	1				25	25				1		23	9,086
		8	20	16	4				19	20				2		13	6,884
9		8	7	1				8	8						7	8,571	
10		8	8					8	8						8	9,062	
11		4	4					4	4						4	9,500	
13		10	8	2				10	9				2		8	7,750	
14		9	8	1				9	9				1		7	8,214	
15		19	17	1		1		19	18						17	7,558	
797		1	30	2	28				30	30	24	3		27	53.40	1	
		2	3	1	2				3	3	1	1		2		1	
		3	121	8	111	2			121	119				1		1	
		4	76	34	39	3			76	73				4		1	
	5	6	3	3				6	6						1		
	6	50	11	39				49	50	2					3	9,666	
	7	36		36				36	36						1		
	8	97	10	86	1			97	96			1	2		2		
	11	13		13				11	11	5	5				1		
	14	16	11	5				16	16						4	6	11,250
	15	54	46	8				53	54	1			7	51.42	40	12,725	
	799	1	12	4	8				12	11				8	68.75		
		2	23	11	11				23	21				9	57.33		
		3	35	23	10		2		33	33				10	47.20	6	15,833
		4	38	17	18	1	2		35	34			1	18	62.44	6	13,633
5		28	16	12				27	28				12	67.00	2		
6		31	16	15				31	31				15	82.46	2		
7		34	19	14				33	33			1	14	55.92	10	11,850	
8		51	28	21		1		51	49				19	62.89	6	9,700	
9		43	26	16				42	42				16	78.50	6	13,916	
10		68	33	34	1	1		65	64				32	74.43	5	13,900	
11		3	3					3	3						3	13,000	
13		38	34	4				38	38				4	55.00	12	13,791	
14		32	30	1		1		32	31				1		14	16,357	
15		10	2	7				9	9					6	77.16	1	
16		40	36	4				38	40					3	76.00		
17		12	6	4				12	12	1	1			5	71.00	2	
18		23	10	6		2		23	21					11	56.45	6	12,666
19		3	3					3	3						3	14,833	
20		38	20	18				38	38					18	46.50	10	15,200
21		34	22	12				34	34					12	58.75	12	11,250
22		26	19	7				24	26				7	48.00	10	10,400	
803		2	20	10	8	2		20	18					9	71.00	1	
	3	28	16	11		1	28	27					11	49.54	8	11,875	
	4	2															
	5	22	16	5				22	21				6	75.00	9	13,388	
	6	31	19	11	1			31	30				12	49.41	9	9,611	
	7	53	31	20	1	1		52	49				21	77.61	10	11,400	
	8	41	22	16		3		41	38				17	53.88	6	10,333	
	9	19	12	7				19	19				7	50.85	6	9,833	
	10	31	20	10				30	30				10	52.90	12	11,250	
	11	41	26	14		1		41	40			3	1	55.00	15	12,733	
	12	16	11	5				16	16					5	35.60	6	12,333
	13	24	20	4				24	24					4	48.25	15	12,133
	14	25	16	9				25	25					9	45.33	9	16,111
	15	28	23	3				28	28					3	63.33	24	12,562
	17	45	23	22				45	45					21	48.85	10	11,650
	18	38	28	10				38	38	1				10	46.20	19	11,157
	19	36	25	10		1		36	35					10	60.50	16	11,062
	20	39	24	14		1		39	38					12	52.75	16	10,375
	21	15	12	3				15	15					3	70.00	7	13,214
	22	30	14	16				30	30					5	51.13	7	10,857
	23	27	18	9				27	27					8	64.37	9	11,388
	24	31	21	10				31	31					10	50.90	10	12,650

<sup>1</sup>For renter - occupied dwelling units and vacant nonseasonal not dilapidated units, for rent.  
<sup>2</sup>For owner - occupied dwelling units and vacant nonseasonal not dilapidated units, for sale only.

Table 3.—CHARACTERISTICS OF HOUSING FOR CENSUS TRACTS, BY BLOCKS: 1950—Con.

Census tract	Block	All dwelling units by occupancy and tenure					All dwelling units by condition and plumbing facilities			Occupied dwelling units			Contract monthly rent <sup>1</sup>		Value <sup>2</sup> of one-dwelling-unit structures	
		Total	Owner occupied	Renter occupied	Vacant non-seasonal not dilap., for rent or sale	Other vacant and non-resident	Number reporting	No private bath or dilap.	No running water or dilap.	Total	Persons per room		Number reporting	Average monthly rent (dollars)	Number reporting	Average value (dollars)
											Number reporting	1.51 or more				
803	25	26	20	6		26			26	26		6	6.300	15	11,233	
	26	44	28	16		44			44	44	2	16	69.87	12	11,416	
	27	1														
	28	7	4	2	1	7	2		6	6		2		2		
	29	19	11	8		19			19	19	1	8	83.12	4	11,750	
	30	4	3	1		4			4	4				3	10,833	
	31	9	7	2		9			9	9		2		5	11,200	
	32	8	7	1		8	1		8	8		1		6	8,833	
	33	19	10	9		19			19	19		9	48.88	3	14,666	
	34	35	29	5		35			34	34		5	46.60	28	14,107	
	35	40	34	6		40	2		40	40		5	81.00	31	12,441	
	36	13	6	6		13			12	12		5	42.20	3	10,000	
	37	9	9		1	9			9	9				3	10,655	
	38	5	4	1		5			5	5				3	10,466	
	39	13	9	4		13			13	13		1	87.00	2		
	40	34	33	1		34			34	34		1		30	13,330	
	41	3	3			3			3	3				3	13,166	
	42	3	2	1		3			3	3		1		1		
	43	2														
	44	1														
45	1															
809	4	14	14			14			14	14				14	16,464	
	5	10	10			10			10	10				10	18,550	
	8	3					3									
	9	1														
	12	9	9			9			9	9				9	18,500	
	13	17	12		5	16			12	12				16	20,000	
	14	46	38	7	1	38			45	43	2			23	17,130	
	15	8	7	1		7			8	7				6	20,000	
	16	4	4			4			4	4				4	17,250	
	17	35	34	1		34	1	1	35	33		1		30	16,233	
	18	53	51	2		45			53	48		2		40	14,830	
	19	49	47	2		41			48	46		1		44	15,590	
	20	44	42	2		40			44	44				39	14,371	
	21	53	49	4		51			50	45				44	17,870	
	24	50	49	1	1	47			49	47				45	18,193	
	25	21	21			17			21	18				20	17,325	
	27	22	22			20			22	21				22	16,545	
814	1	21	16	5		17	2	1	21	20		4	42.50	12	8,333	
	2	30	24	6		30	2	2	30	30	1	4	41.25	19	9,005	
	3	17	15	2		17			17	17		2		12	10,341	
	4	61	57	4	1	59	1	1	60	60		4	52.75	55	8,092	
	5	41	41			51	1	1	51	51	1	7	42.00	39	7,300	
	6	50	45	5		50			50	50		5	47.60	39	8,756	
	7	31	26	4	1	30			30	30		5	51.60	23	9,717	
	8	25	19	6		25			25	25	1	6	41.66	15	8,773	
	9	26	18	8		25			26	26		8	41.87	14	9,071	
	10	32	29	3		32			32	32		3	34.33	27	8,629	
	11	12	11	1		12			12	12		1		10	9,400	
	12	9	7	2		9			9	9	1	2		5	8,540	
	13	23	18	5		23	1	1	23	23		5	35.80	16	8,375	
	14	15	13	2		15			15	15		1		11	6,845	
	15	36	35	1		36	1	1	36	36		1		34	9,179	
	16	39	34	4	1	39			38	38		2		31	10,403	
816	1	22	12	10		21	1		22	22	1	10	40.20	9	7,888	
	2	31	17	14		31			31	31		12	56.41	7	11,000	
	3	11	7	4		11			11	11		4	44.75	3	10,000	
	4	48	31	16		48	2		47	47		15	50.73	23	8,217	
	5	52	32	19		52			51	51	3	19	47.00	24	8,512	
	6	57	36	20		57	2		56	55	1	20	45.20	22	9,431	
	7	67	44	23		67	2		67	67	2	23	47.00	34	9,088	
	8	27	23	4		27			27	27		4	41.75	18	8,277	
	9	47	34	13		47			47	46		12	48.41	26	8,584	
	10	42	38	4		42			42	42		4	51.25	32	8,462	
	11	55	50	5		55	2	1	55	55		5	40.60	40	7,822	
	12	18	15	3		18			18	18	1	3	41.66	12	6,375	
	13	23	18	5		23			23	23		4	50.00	14	9,321	
818	1	78	52	26		76	6	6	78	77	2	24	48.95	28	8,821	
	2	65	50	15		63	1	1	65	65		14	46.71	38	8,444	
	3	9	6	3		9			9	8	1	2		6	8,250	
	4	32	18	13		32	3	3	31	31		13	39.61	8	8,325	
	5	25	13	12		20			25	25		12	41.16	8	7,412	
	6	11	8	3		11			11	11		3	53.33	8	6,250	
	7	17	8	9		17	8		17	17		9	29.00	4	6,125	
	8	19	13	6		19			19	19	2	6	34.33	10	5,950	
	9	34	17	17		34	4		34	34	2	16	39.56	10	9,620	
	10	42	30	11		41	2		41	41		10	44.50	18	7,450	
	11	46	35	11		46	1		46	46		11	41.00	26	7,896	

<sup>1</sup>For renter - occupied dwelling units and vacant nonseasonal not dilapidated units, for rent.  
<sup>2</sup>For owner - occupied dwelling units and vacant nonseasonal not dilapidated units, for sale only.



HOUSING—BLOCK STATISTICS

Table 3.—CHARACTERISTICS OF HOUSING FOR CENSUS TRACTS, BY BLOCKS: 1950—Con.

Census tract	Block	All dwelling units by occupancy and tenure					All dwelling units by condition and plumbing facilities			Occupied dwelling units			Contract monthly rent <sup>1</sup>		Value <sup>2</sup> of one-dwelling-unit structures	
		Total	Owner occupied	Renter occupied	Vacant non-seasonal not dilap., for rent or sale	Other vacant and non-resident	Number reporting	No private bath or dilap.	No running water or dilap.	Total	Persons per room		Number reporting	Average monthly rent (dollars)	Number reporting	Average value (dollars)
											Number reporting	1.51 or more				
818	12	23	14	9		22	2		23	23		6	4 7.75	7	9,071	
820	1	7	4	3		7	1	1	7	7		3	3 4.33	2		
	2	1														
	4	7	5	1	1	7			6	5		1		4	7,750	
	5	1														
	6	2														
	7	7	6	1		7			7	7		1		5	8,500	
	8	11	6	4		11		1	10	10		4	5 4.50	3	7,333	
	9	4	3	1		3			4	4		1		2		
	10	49	29	20		48	6	2	49	49	4	20	39.15	19	8,331	
	11	2														
	12	10	5	4	1	9			9	9		5	5 3.00	1		
	13	11	6	5		11			11	11		5	4 7.00	6	8,666	
	14	29	17	12		25	1		29	29		12	39.41	11	7,454	
	15	20	11	8		18	2	1	19	19		8	40.75	6	6,216	
	16	33	11	22		30			33	32	3	22	4 4.27	4	9,250	
	17	17	7	9		17	1		16	16		8	4 5.62	4	15,125	
	18	31	15	14		29	1	1	29	29		13	5 6.46	9	6,944	
	19	11	5	5		11			10	10		5	4 9.00	3	6,000	
	20	5	1	4		4			5	5		4	4 5.00			
	21	10	2	8		10			10	10	3	8	3 6.00			
		37	2													
837	1	20	10	10		19			20	20		9	3 9.44			
	2	17	9	8		17			17	17		8	4 6.62			
	3	12	4	8		12			12	12		8	3 3.25			
	5	29	26	3		29			29	29		3	9 0.00	23	11,739	
	8	52	42	10		50	1		52	50	2	10	7 0.70	33	12,621	
	9	32	25	7		30	1		32	31		6	5 7.50	18	14,833	
	10	40	35	5		38			40	40		4	6 2.50	27	13,888	
	11	23	22			22			22	22				20	15,000	
	12	39	19	20		38			39	39	1	20	8 8.25	17	10,941	
	14	17	17			17			17	17						
	17	11	11			11			11	11	1				11	12,090
	19	31	29	2		30			31	30		1			29	12,931
	20	15	15			15			15	15					15	15,200
	21	32	28	4		32			32	31	1	4	5 1.25	23	13,565	
	22	39	39			39			39	39					39	13,038
	23	18	18			18			18	18					18	12,888
	24	19	13	1	5	19			14	14					13	11,923
	25	5	2		3	4			2	1					2	
	26	23	9	4	10	23			13	13		4	5 9.75			
	27	61	44	17		59			61	60		16	8 0.00	1		
	28	12	11	1		12	1	1	12	12					11	12,181
	29	59	58	1		57			59	59	1	1		56	12,117	
	30	46	44	2		46	1		46	46		2		42	11,102	
	31	24	21	3		24	2		24	24		3	5 3.33	16	11,250	
	32	20	17	3		20			20	20		3	9 9.33	17	12,205	
	33	72	68	2		72			70	70		2		67	12,156	
	34	21	19	1		20		1	20	20				3	15,000	
	35	17	14	3		16			17	17		3	5 8.33	9	12,000	
	36	23	22	1		23			22	22					9	
	37	5	5			5			5	5						
	38	25	25			25			25	25					25	12,880
	39	31	28	3		31			31	31		3	6 6.66	24	13,275	
	40	11	11			11			11	11				11	14,000	
	41	22	16	4	2	22			20	19		4	6 2.50	14	15,357	
	42	35	34	1		34			35	35	1	1		32	15,437	
	43	47	37	9	1	45			46	46	1	9	7 2.77	33	13,409	
	44	21	21			21			21	21				21	13,333	
45	24	21	2		24		1	23	23		2		21	12,523		
47	17	15	1		17			16	16		1					
48	5	5			4			5	5							
838	1	31	19	11	1	25	1		30	30	2	7	4 7.85	14	9,714	
	2	26	19	7		23		1	26	20		4	4 7.50	14	7,142	
	3	26	17	7		20	4	4	24	24	1	6	3 5.83	13	6,461	
	4	6	4	1		6			5	5		1		4	5,125	
	5	20	15	5		19		1	20	20		5	4 1.00	8	9,375	
	6	39	30	8		30			38	37	1	6	4 7.83	21	9,761	
	7	28	22	6		28	3		28	28	1	6	4 6.00	16	9,312	
	8	33	23	10		33	2		33	33	1	10	4 1.00	16	8,812	
	9	2														
	10	23	18	5		23			23	23		5	5 7.00	15	9,200	
	11	44	37	7		42			44	44		7	5 3.14	32	9,843	
	12	53	42	11		52			53	53	1	10	50.90	34	9,897	
	13	56	45	11		56	3	1	56	56		11	42.72	35	9,957	
	14	34	30	4		34			34	34	2	4	7 8.50	27	11,685	
	15	34	31	3		34			34	34		3	4 6.00	28	12,232	
	16	23	18	5		23			23	23		5	5 4.20	16	10,656	
	17	20	15	5		20		2	20	19	1	5	5 0.00	9	11,111	
	18	27	22	4		27			26	26		4	5 1.25	19	11,947	

<sup>1</sup>For renter - occupied dwelling units and vacant nonseasonal not dilapidated units, for rent.  
<sup>2</sup>For owner - occupied dwelling units and vacant nonseasonal not dilapidated units, for sale only.

Table 3.—CHARACTERISTICS OF HOUSING FOR CENSUS TRACTS, BY BLOCKS: 1950—Con.

Census tract	Block	All dwelling units by occupancy and tenure					All dwelling units by condition and plumbing facilities			Occupied dwelling units			Contract monthly rent <sup>1</sup>		Value <sup>2</sup> of one-dwelling-unit structures	
		Total	Owner occupied	Renter occupied	Vacant non-seasonal not dilap., for rent or sale	Other vacant and non-resident	Number reporting	No private bath or dilap.	No running water or dilap.	Total	Persons per room		Number reporting	Average monthly rent (dollars)	Number reporting	Average value (dollars)
											Number reporting	1.51 or more				
838	19	27	24	3		27			27	27		3	61.66	18	12,638	
	20	21	11	10		12	2	2	21	21	1	8	46.50	8	11,625	
	21	6	2	4		6			6	6		3	73.33	1		
	22	21	14	7		19	3	3	21	21		6	34.33	11	8,636	
	23	13	7	6		10	1		13	13	1	5	44.60	3	7,666	
	25	23	15	8		13			23	21	1	7	39.28	11	7,454	
840	1	17	11	6		17			17	17		5	40.80	7	7,142	
	2	69	45	24		69	5		66	65	2	21	47.14	24	7,610	
	3	49	22	27		48		5	49	47		20	37.25	18	7,572	
	4	57	38	19		57	1		57	57	3	19	43.84	29	7,703	
	5	44	32	12		44			44	44		11	44.09	23	7,673	
	6	45	26	19		43	4		45	44		18	36.27	13	6,364	
	7	4	1	3		4			4	4		3	40.00			
	8	8				8			8	8						
	9	8	7	1		8			8	8					7	11,357
	10	50	37	13		48		1	49	47	1	12	47.00	28	10,750	
	11	62	33	27		61		2	60	60	1	27	50.70	16	10,843	
	12	55	21	34		54			55	54	2	33	46.93	10	11,600	
	13	50	31	19		50	1	1	50	50	1	19	42.89	23	10,360	
	14	56	39	16	1	54			55	54		15	40.46	33	8,287	
	15	53	40	12	1	52			52	52		12	49.41	31	8,970	
	16	70	44	22		70	1		70	70		20	50.00	35	8,637	
	17	41	33	8		41			41	40		6	46.16	29	7,851	
	18	3	3			3			3	3				3	10,666	
	19	14	14			14			14	14				14	9,100	
	21	13	10	2	1	13			12	12	2	2		9	10,000	
	22	21	10	11		21	5		21	21	1	11	38.63	9	8,022	
	23	17	14	3		17			17	17	1	2		9	8,022	
	24	33	23	10		33	1	1	33	33	1	8	46.62	15	7,566	
	25	29	18	11		29		1	29	29	1	11	41.81	14	8,428	
	26	37	20	17		37	1		37	37	1	17	39.35	6	8,833	
	27	21	11	10		20		1	21	20	1	9	52.00	7	6,765	
	845	1	7	7		7	6		7	7	3		7	58.00		
2		14	10	3	1	13		1	13	13	1	3	40.00	10	15,050	
3		14	11	3		14	1	1	14	14	1	3	40.00	9	22,444	
4		47	25	22		46			47	44	2	20	48.65	14	13,035	
5		49	29	20		49			49	49	2	20	46.00	15	8,700	
6		31	21	9		31			31	30	1	8	52.12	16	8,968	
7		23	19	4		23			23	23	1	4	45.00	17	9,711	
8		12	8	4		12	1		12	12	1	4	45.00	17	9,711	
10		19	11	8		19			19	18	1	10	23.27	1		
11		1				1			1	1				1		
12		1				1			1	1				1		
13		1				1			1	1				1	8,642	
846		2	8	4	4		7			8	8		4	80.00	3	10,000
	3	6	4	2		6	1		6	6		2		3	8,500	
	4	10	9	1	1	10		1	9	9		4		3	8,500	
	6	30	26	4		30	2		30	30	3	4	27.50	23	7,833	
	7	21	19	2		21			21	20		4		15	9,891	
	8	25	24	1		25			25	25		2		17	10,676	
	9	24	17	7		24			24	15		2		9	9,888	
	10	4	3	1		4			4	4		1		3	8,333	
	11	26	22	4		26			26	26		4	73.00	16	11,906	
	12	17	10	7		17	2		17	17		7	42.14	6	21,833	
	13	20	12	8		20			20	20	1	8	48.87	4	14,750	
	14	18	14	4		18	1		18	17		4	45.50	4	11,350	
	15	17	12	5		17			17	17		5	71.00	6	10,250	
	16	18	8	10		16	2		18	17	2	10	40.50	1		
	19	25	13	12		20	3	2	25	23		11	52.36	4	12,000	
	20	18	9	9		15	2		18	18		9	35.88	4	9,000	
	21	7	4	3		7			7	7		3	45.00	2		
	22	4	3	1		4	2		4	4				1		
	23	4	2	2		4			4	4				2		
	24	7	6	1		7			7	7		1		2	9,100	
25	5	4	1		5			5	5		1		3	9,000		
26	7	4	3		7			4	4				6	9,250		
28	3	2	1		3			3	3		1		1			
30	13	4	9		12			13	13		9	19.88	4	7,750		
31	17	12	5		17	1	1	17	17	1	5	22.00	12	7,583		
32	20	15	4		19			19	16		4	48.75	13	6,846		
34	3	3	1		3			2	2		1		1			
36	15	6	9		15	1		15	15		9	23.88	5	7,800		
851	1	44	13	31		41		5	44	44	2	15	41.41	4	8,500	
	2	49	20	29		49		5	49	49	2	13	47.82	10	8,100	
	3	31	8	23		31	8	3	31	31	2	23	55.39	1		
	4	140	7	132	1	139	3	3	139	135	2	131	58.30	2		
	5	87	8	77	1	83	7		85	82	3	72	50.59	4	27,250	

<sup>1</sup>For renter - occupied dwelling units and vacant nonseasonal not dilapidated units, for rent.  
<sup>2</sup>For owner - occupied dwelling units and vacant nonseasonal not dilapidated units, for sale only.

Table 3.—CHARACTERISTICS OF HOUSING FOR CENSUS TRACTS, BY BLOCKS: 1950—Con.

Census tract	Block	All dwelling units by occupancy and tenure					All dwelling units by condition and plumbing facilities			Occupied dwelling units			Contract monthly rent <sup>1</sup>		Value <sup>2</sup> of one-dwelling-unit structures		
		Total	Owner occupied	Renter occupied	Vacant non-seasonal not dilap., for rent or sale	Other vacant and non-resident	Number reporting	No private bath or dilap.	No running water or dilap.	Total	Persons per room		Occupied by non-white	Number reporting	Average monthly rent (dollars)	Number reporting	Average value (dollars)
											Number reporting	1.51 or more					
851	67	271 106	15 19	253 87	2	1	271 106	4 2	1 2	268 106	268 106	12 2	2 1	252 82	45.23 46.65	4 9	10,500 9,000
853	1334567	125 32 6 106 103 41 26	2 11 2 5 6 4	121 203 6 97 33 22	2	1 1 1 1	111 26 6 102 98 39 25	3 2 4 1 2 13	2 2 2 1 1	123 31 5 106 102 39 26	123 29 5 90 98 38 26	4 4 4 1 1	1 1	121 203 86 89 25 22	47.57 47.70 56.47 82.91 65.48 80.54	1 9 5 5 2	9,777 32,600 14,000
855	123456	73 92 25 156 153 1	9 8 8 3 6	64 44 17 153 147			54 66 25 153 147	16 12 3 3 14	9 10 1 1 3	73 92 25 156 153	71 91 25 154 149	10 13 3 19 11		59 82 16 149 138	49.38 64.00 58.12 51.20 59.23	4 4 2 1 4	21,250 21,250 82,250
857	12345	36 171 195 485 56	17 9 8 12 30	18 161 187 345 25	1 1 127 1		31 170 190 473 51	4 1 1 1	2 1 1 1	35 170 195 357 56	31 166 188 352 54	3 3 3 12 1	1	15 152 177 462 24	62.06 57.96 60.17 68.35 69.25	10 7 4 8 21	12,150 14,285 11,000 13,375 11,757
859	12345678910	6 23 3 82 12 256 192 25 37 51	4 13 1 2 4	2 102 2 809 6 256 173 173 17 25			6 18 3 76 11 219 190 24 35 51	1 1 1 2 2 1 2	1 1 2 2 1	6 23 3 82 12 256 192 25 34 51	6 23 3 82 12 256 190 25 34 50	1 6 6 22 16 1	1 1	2 10 2 77 8 249 164 12 16 25	91.70 51.67 60.75 56.20 55.54 66.83 61.62 65.24	3 10 1 2 2 2 2 2 2	24,000 19,500 9,875
861	1234567891011	238 19 14 20 11 7 16 39 110	15 11 8 15 8 4 15 21 19	22 22 22 22 23 23 1 18 91	1		220 19 14 20 5 7 3 15 32 105	4 1 1 1 1	2 1 1	237 19 14 20 8 11 16 39 110	232 19 14 20 8 11 17 39 110	2 1 1 1 1 1 1 1 3		214 66 66 52 25 33 33 18 91	67.50 92.50 85.33 71.00 32.00 61.00 44.33 54.53	7 3 7 9 3 3 14 17 13	26,785 22,166 17,785 15,888 14,666 7,314 14,666 15,635 10,664 9,815
863	1234	131 42 103 36	27 31 22 9	99 11 78 25	1 2 2 1	4	127 42 102 34	4 2 2 15		126 42 100 34	123 42 99 34	14 3 6		91 11 74 25	54.40 62.63 54.68 57.56	19 20 9 3	12,052 12,460 12,388 28,666
864	12345678910111213141516171819202122232425262728293031323334353637383940414243444546474849	44 44 56 65 23 61 36 81 126 28	26 36 40 38 18 17 35 48 18	14 8 15 27 5 60 32 80 125 25	2 1 1 9 1 6	2	44 44 55 65 23 60 32 80 125 25	3 1 1 1 1 1 3 1 1	3 3	40 44 55 65 23 61 36 81 126 28	40 44 55 65 23 61 34 81 126 27	1 1 1 1 1 2 4 6		14 6 13 24 5 22 18 46 77 7	50.35 45.33 40.53 47.25 46.40 42.68 41.61 43.17 38.96 45.00	17 27 32 22 15 18 8 4 6 14	10,088 11,111 13,028 9,250 9,900 8,377 9,062 11,500 9,750 8,928
	202122232425262728293031323334353637383940414243444546474849	27 47 64 10 50 12 15 14 11 29	17 40 39 10 39 12 11 14 11 23	10 7 25 10 2 12 15 14 11 6			27 47 64 10 50 12 15 14 11 29			27 47 64 10 50 12 14 14 11 29	27 46 64 10 41 12 14 14 11 29	2 2 1		9 6 25	50.88 51.16 34.44	12 35 27 10 38 10 9 14	11,666 10,085 11,081 13,500 13,631 8,750 8,277 8,450 8,136 9,305
	4243444546474849	52 62 51 56 39 46 47 19	44 46 45 44 33 41 36 16	7 15 6 11 5 11 3	1 1 1		51 62 49 56 38 43 45 19			51 61 51 55 39 46 47 19	51 61 51 55 39 46 47 19	1 1		7 16 6 10 5 4 10 3	52.42 46.87 47.50 44.60 46.00 35.00 46.70 60.00	37 35 39 30 27 38 31 31 15	9,148 9,371 9,538 9,466 9,037 8,842 9,580 8,906

<sup>1</sup>For renter - occupied dwelling units and vacant nonseasonal not dilapidated units, for rent.  
<sup>2</sup>For owner - occupied dwelling units and vacant nonseasonal not dilapidated units, for sale only.

Table 3.—CHARACTERISTICS OF HOUSING FOR CENSUS TRACTS, BY BLOCKS: 1950—Con.

Census tract	Block	All dwelling units by occupancy and tenure					All dwelling units by condition and plumbing facilities			Occupied dwelling units			Contract monthly rent <sup>1</sup>		Value <sup>2</sup> of one-dwelling-unit structures	
		Total	Owner occupied	Renter occupied	Vacant non-seasonal not dilap., for rent or sale	Other vacant and non-resident	Number reporting	No private bath or dilap.	No running water or dilap.	Total	Persons per room		Number reporting	Average monthly rent (dollars)	Number reporting	Average value (dollars)
											Number reporting	1.51 or more				
864	59	1														
	65	4	3	1					4	4	1					
	74	20	18	2					20	20						
	75	11	9	1					10	10						
	76	49	41	6		1			10	10						
	86	1				2		1	47	47			5	57.40	37	10,416
865	1	178	3	175		161	1	1	178	176	2	169	57.23	3	30,000	
	2	219	8	208	3	197	1	1	216	215	1	201	61.17	3	12,333	
	3	70	17	53		68	2		70	68	5	51	68.37	13	12,092	
	4	153	15	135		145			150	148	47	130	59.83	12	14,250	
	5	10	4	6		10			10	9		5	59.60	2		
	6	40	14	26		38			40	40	1	25	48.28	7	14,648	
867	1	34	13	20	1	34	7		33	33	1	19	44.89	6	10,083	
	2	54	18	36		52	4		54	54	1	34	38.38	12	6,708	
	3	25	5	20		24	7		25	25	8	20	40.30	1		
	4	36	7	29		35	5		36	36	1	28	38.03	2		
	6	1														
	8	20	9	11		17	3	3	20	17	1	10	50.00	4	7,375	
	9	14	4	10		13	8	8	14	13	1	9	38.77	4	5,500	
	10	11	5	6		11	2	2	11	9	1	6	45.00	3	6,833	
	11	32	8	24		32	14	14	32	29	5	23	31.86	2		
	14	54	14	39	1	52	23	21	53	52	5	36	32.19	2		
	871	1	96	10	71		92	42	12	81	81	8	47	32.07	4	11,250
		2	20	3	16		17	5	1	19	16	1	15	47.53	1	
		3	23	13	10		21	7	1	23	23	4	68	48.60	8	8,375
		4	21	4	17		21	2	2	21	20	2	16	38.00	3	7,333
5		59	13	46		56	15	7	49	48	2	35	41.31	11	9,909	
6		42	4	38	1	41	3	3	39	38	1	34	44.82	1		
7		8	2	6		3	2	2	8	8	2	6	37.00			
8		13	2	11		13	1	1	13	13	8	11	37.63	1		
9		14	2	12		14	14	13	14	14	1	12	30.83			
10		26	1	24		25	10	10	25	24	1	22	34.63			
11		79	24	55		78	19	16	79	79	5	52	35.92	8	8,500	
875	2	21		18		21	19	19	18	18	2	18	37.88			
	3	25	7	17	1	25	11	11	24	24	1	18	30.27	1		
	4	38	21	17		38	18	14	38	38	3	17	30.52	17	3,341	
	5	8	5	3		8	2	2	8	8	5	8	37.77	4	4,550	
	6	26	19	7		26	3	3	25	25	3	18	40.00	16	4,518	
	7	32	19	13		31	9	1	32	32	2	13	40.40			
	9	9	4	5		9	1	1	9	9	3	5	40.40	16	4,518	
	10	22	11	10	1	22	5	5	21	21	4	10	36.20	8	6,187	
	11	40	10	30		40	5	5	40	40	1	28	39.35	1		
	12	24	4	20		22	4	3	24	24	1	20	30.45	1		
	878	2	9	4	5		9			9	9		5	30.80	1	
		4	4	3	1		4			4	4		2		1	
6		4	1	3		4			4	4		2		1		
7		4	2	2		4			4	4		2		1		
8		4	2	2		4			4	4		2		1		
9		23	17	6		23			23	23		6	34.83	15	6,920	
10		22	16	5		22			21	21		5	71.00	11	8,727	
11		25	18	6	1	24			24	24	1	6	45.83	14	7,642	
12		26	21	5		25			26	25		5	43.40	16	7,006	
13		14	6	8		14			14	14		8	32.12	2		
15		6	6			6			6	6		6		6	12,333	
16		1		7		13			13	13		7	37.85	6	6,500	
17		6	2	3		5	1	1	5	4		3	20.66	1		
22		7	4	3		7			7	7	1	3	38.33	2		
24		14	11	3		14			14	14		3	43.33	8	9,375	
25		28	19	7	1	28		1	26	26		6	50.00	14	9,592	
26		11	6	5		11	1	1	11	11		5	37.00	4	8,000	
27		4	3	1		4			4	4		1		3	7,666	
40		18	14	3	1	17			17	16		4	81.25	10	13,200	
41		3	2	1		3			3	3		1		2		
42		6	4	2		6			6	6		2		3	16,333	
43		8	8			8			8	8		5		5	13,900	
45		1														
46		11	8	3		11			11	11		3	80.00	8	13,687	
47		10	6	4		9			10	10		3	37.00	4	13,000	
51		20	16	4		20			20	20		4	61.50	12	8,541	
53		16	12	3		16		2	15	15		3	58.33	9	10,000	
54		24	18	5		24			23	23		4	62.50	10	9,300	
56		7	6	1		7			7	7		1		6	8,500	
58		27	22	5		27			27	27	2	5	36.80	20	8,125	
59		25	16	8	1	25			24	24	1	8	60.50	13	8,223	
60	20	12	8		20			20	20		7	59.71	8	8,500		
61	5	2	3		5			5	5		2		2			

<sup>1</sup>For renter - occupied dwelling units and vacant nonseasonal not dilapidated units, for rent.  
<sup>2</sup>For owner - occupied dwelling units and vacant nonseasonal not dilapidated units, for sale only.

## HOUSING—BLOCK STATISTICS

Table 3.—CHARACTERISTICS OF HOUSING FOR CENSUS TRACTS, BY BLOCKS: 1950—Con.

Census tract	Block	All dwelling units by occupancy and tenure					All dwelling units by condition and plumbing facilities			Occupied dwelling units			Contract monthly rent <sup>1</sup>		Value <sup>2</sup> of one-dwelling-unit structures		
		Total	Owner occupied	Renter occupied	Vacant non-seasonal not dilap., for rent or sale	Other vacant and non-resident	Number reporting	No private bath or dilap.	No running water or dilap.	Total	Persons per room		Occupied by non-white	Number reporting	Average monthly rent (dollars)	Number reporting	Average value (dollars)
											Number reporting	1.51 or more					
878	62	19	15	4		19	1	1	19	19			4	58.00	8	9,500	
	63	11	8	3		11			11	11			3	55.00	6	10,800	
	64	11	6	4		10			10	10			4	58.75	1		
884	1	10	6	4		10			10	10			4	42.75	6	11,500	
	2	26	21	5		26			26	26			5	45.60	20	8,300	
	3	1															
	4	6	5	1		6			6	5	1		1		5	16,400	
	5	25	19	6		25			25	25			1	48.33	15	9,466	
	6	20	13	5	2	18			18	18	1		5	63.00	12	9,333	
	7	25	20	5		24			25	25			5	45.60	19	10,894	
	8	41	25	16		40		1	41	40	1		13	54.23	18	9,333	
	9	18	15	3		18			18	18			2		10	11,300	
	10	30	19	10	1	30			29	29			10	56.50	12	11,166	
	11	27	21	4	1	27		1	25	24	1		2		16	9,250	
	12	5	2	3		5			5	2			3	41.00	2		
	13	26	6	18		26		2	24	24			14	37.21			
	14	32	16	16		31			32	30	2		16	26.43	15	1,220	
	16	91	56	21	3	86			77	74	6		21	23.71	53	4,696	
	17	71	42	18	11	63			60	59	2		16	24.93	37	4,943	
	18	26	20	6		23			26	25			3	27.50	18	4,750	
	19	7	3	3		7		3	6	5			3	32.66	3	4,166	
	20	33	21	10		31		2	31	29	1		9	35.77	18	6,427	
	21	95	55	29	1	87		20	84	78	5		23	32.30	45	5,428	
	22	20	15	4	1	20			19	19			4		12	10,083	
	23	19	17	2		18			19	19			2	40.00	16	9,062	
	24	15	13	2		15			15	15			13		13	10,307	
	25	20	17	3		20			20	19			3		15	11,333	
	26	9	6	3		9			9	9			3	50.00	3	18,333	
	27	5	5			5			5	5				43.33	5	14,200	
	28	4	4			4			4	4					3	9,000	
	29	3	3			3			3	3		1			4	9,666	
	30	17	10	4	3	17			14	14			4	34.75	7	10,428	
	31	32	18	14		32			32	32			14	42.71	10	8,550	
	33	20	12	7	1	19		1	19	19	1		7	46.57	7	11,857	
	34	20	17	2		17			19	19			7		13	9,846	
	35	6	4	2		6			6	6			4		5	10,900	
	36	13	8	4		11		1	12	12			3	46.50	2		
	37	13	8	4		12			12	12			3	78.33	2		
	39	4	4			4			4	4					2		
40	17	10	7		17			17	17			6	62.50	6	14,083		
41	1																
42	1																
43	27	18	9		27		1	27	27	1		9	54.55	11	10,318		
44	20	13	6		20			19	19			5	55.00	9	12,444		
48	7	5	1		5		1	6	6			1		5	4,900		
49	7	6	1		7			7	7			1		5	5,500		
50	3	2	1		3			3	3					2			
51	51	30	17	1	43		5	47	47	4		13	36.76	27	5,774		
52	10	5	3		7			8	8			3	40.00	5	4,700		
53	2																
54	18	11	6		16		3	17	16	1		6	34.16	10	4,950		
55	42	30	8	1	39		3	38	37	1		8	24.62	25	5,688		
56	27	11	13		19		3	24	21	1		9	35.33	9	12,222		
57	29	19	8		26		3	27	24	1		7	29.28	14	5,607		
58	3	1			3			3	3			2					
59	18	10	6	1	15		1	16	15			6	46.66	6	12,250		
60	9	8	1		9			9	9					5	11,900		
61	16	9	7		16			16	16			6	45.33	7	10,228		
62	14	8	6		14			14	14			4	63.25	4	9,625		
64	1																
889	1	2															
	2	1															
	9	2															
	18	3	1	2		3			3	3		1	2		1		
	19	1															
	20	25	4	21		23		5	25	22	2		17	27.17	2		
	21	68	19	48		66		20	67	65	3	20	46	31.89	2		
	22	92	27	65		86		37	92	90	7	29	57	32.12	2		
	25	12	6	5		11			11	11			4	45.25	2		
	26	9	8	1		8			9	9			1		7	9,142	
	27	36	12	23	1	35			35	35			1	42.63	8	7,937	
	28	21	15	5	1	20			20	20		10	5	47.00	9	11,055	
	29	180	6	174		174			180	178	11		166	43.68	3	13,000	
	30	112	5	107		112		2	112	112	12		5	41.19	1		
	31	1															
	32	10	2	8		9			10	9			6	40.16	5	8,000	
	33	43	14	29		43		6	43	43	2		29	40.24			
	34	55	24	31		55		1	55	55	3		31	38.83	11	8,763	
	35	81	21	58	1	81		1	79	79	3		57	35.21	6	7,233	
	36	21	5	16		20		1	21	21		14	14	37.28	2		
37	75	24	50		71		6	74	73	4		49	33.89	4	10,500		
39	26	14	12		26			26	26			12	33.75	2			

<sup>1</sup>For renter - occupied dwelling units and vacant nonseasonal not dilapidated units, for rent.<sup>2</sup>For owner - occupied dwelling units and vacant nonseasonal not dilapidated units, for sale only.

Table 3.—CHARACTERISTICS OF HOUSING FOR CENSUS TRACTS, BY BLOCKS, 1950—Con.

Census tract	Block	All dwelling units by occupancy and tenure					All dwelling units by condition and plumbing facilities			Occupied dwelling units			Contract monthly rent <sup>1</sup>		Value <sup>2</sup> of one-dwelling-unit structures		
		Total	Owner occupied	Renter occupied	Vacant non-seasonal not dilap., for rent or sale	Other vacant and non-resident	Number reporting	No private bath or dilap.	No running water or dilap.	Total	Persons per room		Occupied by non-white	Number reporting	Average monthly rent (dollars)	Number reporting	Average value (dollars)
											Number reporting	1.51 or more					
889	40	1															
	41	5		5		2	2	2	5	5	2		5	4 8.80			
	43	11	5	6		11	2	2	11	11		4	6	30.00	3	14,333	
892	12	1															
	21	2															
	23	3	3			3			3	3						3	9,666
	24	5	5			5			5	5						5	9,400
	26	1															
	30	1															
	66	1															
	103	1															
	104	1															
	106	3	2	1		3	2	2	3	2				1			
	109	1															
	128	1															
	129	4	2	1		1	1	1	3	3				1			2
	130	5	2	2		3	1	1	2	2	2			1			1
	133	3	2	1		2	2	2	3	3				1			1
	134	3	1	2		1	1	2	3	3				1			1
	135	4	2	1		1	1	1	3	3				1			1
	136	4	1	2		1	1	1	3	3				1			1
137	3	1	1		1	1	1	3	2				1			1	
138	2																
139	3	2	1			3		3	3				1				
140	1																
141	2																
142	14	2	2		10	12	10	10	4	4			1			2	
895	1	3		3		3	2	2	3	3							
	3	5		4		5	4	4	5	5	1		1	41.50			
	18	4	1	2		4	4	4	4	4			1				
	36	4	7	1		4	7	7	4	7			1				
	37	3	3			2	2	2	3	3						5	9,900
	38	12	12			12			12	12						12	9,208
	60	1															
	62	1															
907	5	15	6	9		14	1		15	15			9	38.77			
	6	8	2	6		8	1		8	8	1		6	37.16			
	7	2															
	8	16	3	13		16			16	15	1		13	41.46			
	9	21	14	7		19	2	1	21	18			4	42.50	8	7,562	
	10	15	10	5		13	1		15	15	1		5	43.00	6	7,716	
	11	2															
	12	3	2	1		3	1		3	3						1	
	40	1															
	48	6	5	1		6			6	6						5	5,700
	49	25	15	10		24			25	25	1		10	48.80	14	4,564	
	50	24	16	8		23	1	1	24	24			8	31.00	13	6,461	
51	4	2	2		4	1	1	4	4			1		2			
52	2																
916	2	691	96	18		577	561	409	58	114	111	2	9	30.88	85	4,022	
	3	113	5		108	113	3	1	5	5			1		5	5,500	
	4	53	4	1	48	52	4		4	4	1			4	5,375		
	5	59	2		57	59	2	1	2	2			1		2		
	6	47	5		42	47	23		5	4					5	4,500	
	7	168	13	1	154	164	60	1	14	12	1				13	4,576	
	8	114	17		97	111	92	2	17	17					17	4,647	
	9	146	17		129	146	133	5	17	17					17	3,864	
	10	39	1		38	39	1		1	1					1		
	11	97	4		93	96	37		4	3					4	5,625	
	12	78	3		75	78	66		3	3					2		
	13	1265	29	278	3	955	1245	387	15	307	291	152	6	272	38.22	22	5,204
92	22	3	19		18	1		22	22	21			19	71.42	22		
918	1	32	15	3		26			18	17			2			14	28,428
919	2	42	17	25		40	3		42	42			22	40.27	4	7,900	
	3	38	21	15		38	1		36	36			15	36.93	10	12,950	
	4	27	14	13		26			27	27			12	43.91	5	8,000	
	5	61	25	33		61	3		58	57	1		32	36.21	11	8,363	
	6	58	28	30		56			58	57			27	38.11	6	8,333	
	7	50	20	29	1	49	6	5	49	48	4		25	32.16	6	5,750	
	8	42	18	23	1	41	9	5	41	40	2		22	29.86	7	6,285	
	9	34	10	23		33	13	3	33	32	5		23	47.30	1		
	10	44	18	26		44	3	1	44	44			25	42.88	10	6,600	

<sup>1</sup>For renter—occupied dwelling units and vacant nonseasonal not dilapidated units, for rent.  
<sup>2</sup>For owner—occupied dwelling units and vacant nonseasonal not dilapidated units, for sale only.

HOUSING—BLOCK STATISTICS

Table 3.—CHARACTERISTICS OF HOUSING FOR CENSUS TRACTS, BY BLOCKS: 1950—Con.

Census tract	Block	All dwelling units by occupancy and tenure					All dwelling units by condition and plumbing facilities			Occupied dwelling units			Contract monthly rent <sup>1</sup>		Value <sup>2</sup> of one-dwelling-unit structures	
		Total	Owner occupied	Renter occupied	Vacant non-seasonal not dilap., for rent or sale	Other vacant and non-resident	Number reporting	No private bath or dilap.	No running water or dilap.	Total	Persons per room	Occupied by non-white	Number reporting	Average monthly rent (dollars)	Number reporting	Average value (dollars)
919	11	61	14	47		61	6	2	61	61	2	45	35.46	3	5833	
	12	3	1	2		3	2	2	3	3		2		1		
	16	32	8	24		32	5	1	32	32	1	24	33.33	2		
	17	28	13	15		28	1	5	28	28		15	40.53	5	9000	
	18	24	16	8		24	1		24	24		8	39.75	9	8144	
	19	68	34	34		68	2		68	68		34	39.41	6	8850	
	20	63	28	35		63			63	62		34	41.41	4	7200	
	21	1				1										
	22	14	8	6		14			14	14		6	39.66	4	7300	
	23	15	5	10		15			15	15		10	43.60	3	11100	
	28	6	4	2		6			6	6	1	2		3	14333	
	29	3	3			3			3	3		3		3	10666	
	31	26	16	10		26	1		26	25	2	9	50.00	12	10208	
	32	36	22	13		36			36	32		10	44.50	11	8694	
	33	26	18	7		26	1		26	25	1	7	44.00	11	8545	
	34	11	1	10		11			11	11		10	38.60			
	35	12	7	5		12	1	1	12	9		3	31.00	6	7416	
	36	7	7			7			7	7		7		7	8142	
	37	10	7	3		10			10	10		3	70.00	3	7333	
	38	44	32	12		44			44	44	1	12	38.50	25	7520	
	922	1	18	15		2	1		17	15					15	26866
		2	34	29	4		3		33	33				25	20160	
		3	4	2	1		1		3	3		4	68.25	14	27357	
		4	16	10	6		4		16	10	1	11	116.36	6	23333	
		5	40	19	21		15		47	45		38	125.63	4	26000	
		6	36	22	14		3		44	34		15	94.13	12	28500	
		7	9	8	1		1		3	3	1	10	156.80	13	25846	
		8	14	11	3		1		4	3		4	138.00	2	36600	
		9	15	12	3		1		2	2		2		5	36600	
		10	25	23	2		2		5	5		2		21	26142	
		11	24	22	1		1		2	2		1		21	26857	
		12	12	6	6		2		7	7		7		5	18660	
		13	23	9	14		3		9	9		8		8	20250	
		14	24	16	8		5		16	16		1		16	20875	
		15	24	16	8		6		16	16		1		16	23687	
		16	20	9	11		7		20	13		3	153.33	9	18333	
		17	15	8	7		6		11	9		8		8	17250	
		20	2													
21		7	5	2		1		6	6					5	33800	
22		30	4	1		25		5	5			1		4	20000	
23		26	8	18		15		10	11			2		8	26500	
24		26	17	9		17		17	18			16		16	21250	
25		42	29	13		6		40	34			25	139.00	25	21640	
26		10	8	2		1		10	9			8		8	20000	
27		9	8	1		1		9	9			1		8	37875	
28		19	18	1		1		19	17			17		17	28705	
29		10	5	5		5		6	5			5		5	43000	
30		7	6	1		1		6	6			6		6	53166	
31		8	7	1		1		8	8	1	1			7	36142	
32		18	5	13		2		17	16			11	78.18	4	40000	
33		11	5	6		5		7	6			1		5	29000	
34		11	4	7		7		4	4			1		3	25000	
35		15	10	5		12		12	12			2		10	28500	
36		15	14	1		13		14	13			13		13	39615	
37		12	9	3		10		10	10			1		9	45666	
38		16	12	4		14		14	14			2		11	46363	
39		13	9	4		11		9	10			7		7	42857	
40		16	10	6		12		12	10			9		9	42857	
41		20	16	4		17		17	16			1		14	53333	
42		15	10	5		11		11	11			8		8	33221	
925		1	5		5			4	5			1	5	32.20		
		2	22	7	15		22	8	5	22	22		15	38.06	3	7500
	3	53	21	32		53			53	53	1	32	39.78	3	8666	
	4	10	5	5		10	1		10	10	1	5	31.40	1		
	5	8	3	5		8			8	8		5	40.80			
	6	52	18	34		52	7		52	52	3	34	34.41	3	6500	
	7	61	17	44		61	8	3	61	61	3	43	33.11	6	7166	
	8	10	1	9		10			10	10	1	8	32.37	1		
	9	26	7	19		26	2		24	24		16	32.18	1		
	10	19	2	16		19	6		18	18	1	16	40.37			
	11	25	9	16		24	4		25	25		16	33.81	3	11833	
	12	29	11	18		25	6	1	29	25	1	16	41.00	3	6500	
	13	1														
	14	23	13	10		16	1		23	22		8	36.50	7	6500	
	15	48	20	28		44	5		48	48		27	36.96	5	7800	
	16	19	6	13		17	3		19	19	1	13	29.61	2		
	17	38	18	20		38	7		38	38	1	19	33.84	3	7166	
	18	54	14	37	2	54	11		51	50		36	32.80			
	19	60	20	39	2	60	17	15	59	59	2	36	33.23	8	6875	
	20	52	22	30	1	52	17	16	52	52	3	30	35.86	6	7583	
21	76	24	50	2	75	20	20	74	74	3	48	37.37	2			
22	21	4	16		20	15	15	20	20		16	31.06	2			
23	63	20	43		61	6		63	63		43	32.44	4	6875		

<sup>1</sup>For renter - occupied dwelling units and vacant nonseasonal not dilapidated units, for rent.  
<sup>2</sup>For owner - occupied dwelling units and vacant nonseasonal not dilapidated units, for sale only.

Table 3.—CHARACTERISTICS OF HOUSING FOR CENSUS TRACTS, BY BLOCKS: 1950—Con.

Census tract	Block	All dwelling units by occupancy and tenure					All dwelling units by condition and plumbing facilities			Occupied dwelling units			Contract monthly rent <sup>1</sup>		Value <sup>2</sup> of one-dwelling-unit structures		
		Total	Owner occupied	Renter occupied	Vacant non-seasonal not dilap., for rent or sale	Other vacant and non-resident	Number reporting	No private bath or dilap.	No running water or dilap.	Total	Persons per room	Occupied by non-white	Number reporting	Average monthly rent (dollars)	Number reporting	Average value (dollars)	
										Number reporting	1.51 or more						
925	24	46	21	23	2	46			44	44		23	34.08	16	7,637		
	25	34	17	17		34	2		34	34		16	38.37	8	9,750		
	26	10	5	5		10	3		10	10		5	45.00	2			
	28	27	5	22		26	1		27	27		21	39.42	2			
	29	24	5	19		14	1		24	24		19	41.26				
	30	59	10	49		59	8	1	59	59	3	48	33.39	3	7,333		
	31	28	6	22		26			28	27		22	37.68	1			
	32	34	16	17		29	5	2	33	30	1	14	31.71	8	7,875		
	33	14	7	7		14	2	1	14	14		7	32.42	4	5,875		
	928	1	45	27	9	1	45	4	1	36	36		8	99.00	13	21,538	
		2	31	21	6		30	2	2	27	26		6	69.16	14	20,857	
		3	34	22	8		34	2	2	30	29		8	87.87	12	20,416	
		4	40	22	11	1	40	1	2	33	33		11	134.45	6	25,166	
5		34	25	9		34			34	34		9	119.33	13	21,615		
6		24	12	12		24	1		23	22		4	137.00	11	22,000		
7		28	21	4		28	3		25	25		4	62.00	13	27,923		
8		22	15	3		22	4		18	18		3	195.33	8	21,625		
9		33	12	11		33	4		29	29		10	111.30	13	22,769		
10		33	23	10		33	2	1	33	32		9	82.11	18	21,833		
11		27	21	5		27			26	26		3	95.33	19	23,184		
12		35	24	8		35	1	1	32	30		5	78.60	20	25,050		
13		44	25	17		39	3		42	41		17	87.05	9	27,000		
14		29	16	8		26	2	2	24	24		7	102.14	8	28,000		
15		22	12	8		22	2		22	26		6	125.00	12	25,250		
16		37	20	9		37	1	1	29	29		9	87.22	9	27,777		
17		44	26	10		43	3		44	43		17	74.35	17	23,764		
18		40	22	11		39	1	1	33	30	1	9	82.55	16	25,000		
19		52	42	7		46	4		49	47		7	79.28	28	27,142		
20		36	23	10		33	3		33	31		8	98.75	12	29,666		
21		38	22	9		38	1		37	37		7	125.14	20	27,150		
22		16	16			16			16	16		15	23.88	15	23,886		
23		58	32	17		54	3		55	52	3	15	83.20	35	26,171		
24		42	22	8		42	3		36	36		5	150.20	23	30,782		
25		14	2	2	1	14	1		10	10	1	1		7	33,571		
26		9	5	1		9	3		6	5		5		5	23,000		
27	23	14	3	2	22	4		17	16		4	97.50	9	28,111			
28	50	41	6		49	3		47	46		6	130.83	35	27,342			
29	20	16	4		20	1	1	20	18		4	119.00	13	29,769			
30	29	19	3		28	1		22	21		3	67.66	13	35,000			
31	39	29	5		38			34	34		5	135.20	19	33,315			
32	12	10	1		12	1		11	11		1		7	24,428			
33	61	26	14	1	39	3		40	37		13	78.07	15	29,333			
34	31	13	8		21	10		21	21		6	84.66	5	27,400			
35	27	16	7		19	4		23	23		7	89.00	10	24,200			
36	72	25	27		51	3	3	52	51	1	24	94.16	12	29,250			
929	2	37	21	16		37	6		37	36	4	16	51.62	12	11,000		
	3	44	27	15		44	4		42	42	4	13	48.15	12	11,583		
	4	52	28	24		52	1		52	52		22	37.63	6	13,416		
	5	46	22	24		46	4		46	46		24	44.33	6	10,583		
	6	12	11	1		12	1		12	11		1		10	14,400		
	7	3	3			3			3	3				3	10,000		
	8	17	6	11		16	3		17	16	1	10	46.70	6	14,166		
	10	22	25	3		27	2		22	22		3	46.00	22	11,522		
	11	31	23	8		29	1	1	31	29		7	51.28	20	10,350		
	12	30	23	7		30	2		30	30		7	53.42	20	12,575		
	13	34	26	7	1	34	4	4	33	33		7	46.14	22	13,113		
	14	6	6			6			6	5		6		6	11,750		
	15	38	24	14		38	3	3	38	38		13	35.15	13	13,884		
	16	23	17	6		23	5	3	23	23	1	6	39.00	11	12,818		
	17	23	15	8		23	2		23	22		7	55.57	12	15,250		
	18	48	21	26		48	12	12	47	46	2	25	37.92	8	13,625		
	19	40	18	21	1	40	1		39	39	1	21	45.23	9	8,488		
	20	21	13	8		21	6		21	21		7	52.85	7	10,857		
	21	31	8	23		30	6	5	31	29	2	22	52.18	3	10,066		
	22	20	16	4		20			20	20		4	47.00	13	11,461		
	23	40	36	4		38			40	40		3	79.00	33	10,084		
	24	100	19	79	1	86	1		98	97	2	73	42.49	12	10,600		
	25	39	17	22		37			39	39		22	51.04	1			
	29	8	8			8			8	8		8	26.75				
	35	20	11	8	1	20	1		19	19		8	30.37	7	8,857		
	36	46	22	24		46	16	15	46	45	1	23	40.78	6	11,666		
38	53	13	40		51	31	31	53	52	2	38	35.31	7	12,214			
39	25	10	14		24	6	6	24	24	1	14	33.71	7				
40	42	14	28		42	20	19	42	42	1	28	37.82	4	16,250			
41	23	8	15		23	14	13	23	23		15	37.73					
42	19	9	10		17	1	1	19	18	1	8	42.50	5	10,900			
43	12	7	5		11			12	11		5	42.00	1				
44	17	3	14		17	1		17	17		14	39.85	2				
45	25	10	14	1	23	5	5	24	24	1	12	36.16	2				
46	16	6	10		16	2	1	16	16		10	41.20	3				
47	11	4	7		11	3	3	11	11		7	31.28	2				
48	15	2	12		14	1	5	14	14		12	36.66	1	14,666			
49	23	9	12	2	18	3		21	20		12	27.91	2				

<sup>1</sup>For renter - occupied dwelling units and vacant nonseasonal not dilapidated units, for rent.  
<sup>2</sup>For owner - occupied dwelling units and vacant nonseasonal not dilapidated units, for sale only.



Table 3.—CHARACTERISTICS OF HOUSING FOR CENSUS TRACTS, BY BLOCKS: 1950—Con.

Census tract	Block	All dwelling units by occupancy and tenure					All dwelling units by condition and plumbing facilities			Occupied dwelling units			Contract monthly rent <sup>1</sup>		Value <sup>2</sup> of one-dwelling-unit structures	
		Total	Owner occupied	Renter occupied	Vacant non-seasonal not dilap., for rent or sale	Other vacant and non-resident	Number reporting	No private bath or dilap.	No running water or dilap.	Total	Persons per room		Number reporting	Average monthly rent (dollars)	Number reporting	Average value (dollars)
											Number reporting	1.51 or more				
929	50	12	2	10		11	5	4	12	12	2	10	28.50	1		
	51	32	10	22		31	7	6	32	31		22	34.86	1		
	52	2														
	53	16	4	11	1	16	7	7	15	15	1	12	36.58	2		
	54	68	21	47		68	19	18	68	68	4	45	42.57	8	5,750	
	55	45	14	30		44	17	15	44	44	2	30	32.73	1		
	58	26	10	16		26	15	15	26	26		16	27.43	4	17,000	
934	2	10	2	1		10			3	3				1		
	3	18	11	6		17			17	16	1	1	66.66	1		
	4	26	16	11	2	14			14	17		8	85.22	2		
	5	19	13	5		10			10	16		4	86.22	5	16,000	
	6	41	18	11		22		1	22	29		11	82.54	7	21,857	
	7	60	22	9		29		1	29	31	2	9	73.11	11	22,363	
	8	46	20	15		11		5	35	35		15	66.33	3	16,250	
	9	49	20	26		31			46	38		24	55.08	4	19,333	
	10	49	14	29		6			43	43	1	28	66.46	5	23,600	
	11	59	27	21	1	10			48	47		19	55.05	10	16,800	
	12	29	20	19		16			39	36	3	17	78.94	5	13,800	
	13	29	15	8	1	5			23	20	1	6	63.66	6	18,333	
	14	55	11	36	1	7		1	47	47	3	33	55.77	3	15,000	
	15	104	30	41		43			103	45		38	42.63	1		
	16	119	19	43		55			111	62		43	50.44	1		
	17	77	31	30		26			69	24		29	53.55	2		
	18	112	13	60		39			108	40		17	59.94	2		
	20	45	11	22		12		2	41	11		19	69.73	1		
	21	72	20	21		6			29	19		16	83.18	7	18,000	
	22	59	11	14		34			25	17		14	59.00	1		
	23	57	16	25		16			41	41	2	24	85.33	3	16,333	
	24	36	17	16	1	2			33	32		15	67.60	2		
	25	46	23	11	1	11			34	34	1	11	76.36	7	18,857	
	26	37	20	3		6			31	31	1	9	104.77	8	20,525	
	27	77	16	52	3	6			68	66	1	48	113.64	6	17,833	
	28	28	11	8		8		2	20	19		8	77.25	3	30,000	
	29	60	17	37		10			50	47		33	93.09	8	23,500	
	30	59	16	27	1	15			43	42	2	26	70.80	1		
	31	81	14	14		58			23	21		13	66.38	1		
	32	73	15	16		42			31	30	3	12	73.33	3	27,666	
	33	82	22	31	1	28			53	53	5	30	61.60	5	20,500	
	34	20	3	1		15			4	4						
35	123	15	11		81			66	65	12	47	62.53	5	26,600		
36	134	13	4		19			137	125	26	3	60.88	4			
37	142	14	9		33			131	123		3	66.75	2	46,000		
38	40	1	3		30			11	12		2	61.66	2			
41	173	22	63	4	99		7	156	159		40	74.02	2			
42	105	17	32		88			88	83	10	59	47.74	1			
43	154	4	104		46			153	153	17	1	62.00	1	25,000		
938	1	6		5	1			6	5		5	36.40				
	2	55	1	9	45		2	55	10	3	5	46.00				
	3	36	2	6	24	6		1	12	12		9	63.77			
	4	70	4	6	62	6		1	68	68		5	61.40	1		
	7	96	4	1	77	9		2	15	14	1	15	62.46			
	8	36	4	10	22	2			23	13		9	41.44	3	10,000	
	10	1														
	12	49	24	24		1			47	46		23	86.30	11	16,545	
	13	47	26	19		2			47	44		18	64.50	14	16,221	
	14	40	14	22		4			38	36	2	22	62.54	2		
	15	39	19	17		3			35	33	1	15	61.53	8	19,500	
	16	20	6	3		3			19	16	2	10	65.50			
	17	12	1	1		1			10	11		3	80.00	2		
	18	11	4	6		1			11	10		6	62.50			
	19	10		1		1			10	9		9	43.33			
	21	121	13	82	2	24			104	93		79	44.29	4	12,500	
	22	308	1	76	25	206		1	304	262	47	75	62.28			
	23	231	22	42	4	163		3	214	127		42	51.83			
	24	326	16	36		273			322	243		35	49.37	2		
	25	223	22	45	1	155			218	166	9	43	67.55	6	19,166	
	26	4	3	5		1			2	3		6	65.50			
	27	24	5	19		15			23	9	1	19	73.42			
	28	27			1	201		108	88	49	2	2				
	29	69				68			67	26						
	30	26	2	2		22			22	11		2				
	31	119	33	2		108		41	118	67		7	61.57	1		
	32	67	2	1		64			67	19		3				
	33	19				18			19	15		1				
34	72		4		67			72	55		4	63.75				
35	189	1			179		4	180	10	1	7	47.85				
37	29	1	1		27			29	28		1	15	49.00			
38	55	3	3		107			114	82		12	47.33				
39	184	8	1		163			182	65		15	47.66				
40	63	5	2		45		1	65	33		1					
41	68	2			65			65	33		1					
42	35	2	1		32			35	3		1					

<sup>1</sup>For renter—occupied dwelling units and vacant nonseasonal not dilapidated units, for rent.  
<sup>2</sup>For owner—occupied dwelling units and vacant nonseasonal not dilapidated units, for sale only.

Table 3.—CHARACTERISTICS OF HOUSING FOR CENSUS TRACTS, BY BLOCKS: 1950—Con.

Census tract	Block	All dwelling units by occupancy and tenure					All dwelling units by condition and plumbing facilities			Occupied dwelling units			Contract monthly rent <sup>1</sup>		Value <sup>2</sup> of one-dwelling-unit structures		
		Total	Owner occupied	Renter occupied	Vacant non-seasonal not dilap., for rent or sale	Other vacant and non-resident	Number reporting	No private bath or dilap.	No running water or dilap.	Total	Persons per room		Occupied by non-white	Number reporting	Average monthly rent (dollars)	Number reporting	Average value (dollars)
											Number reporting	1.51 or more					
938	43	19		9		10	16	10	2	9	9		9	40.00			
	44	84	5	6		73	84	7		11	11	2	4	46.75	2		
939	3	4	2	2			4				4				1		
	4	14	9	4		1	14	5	5	13	13		2	20.25	7	5857	
	5	10	8	2			10	1	1	10	10	1	2		6	7083	
	6	21	15	6			21	2	2	21	21		6	42.00	12	8691	
	9	1															
	10	9	2	7			7			9	9		5	58.00			
	11	56	25	31			50	5	1	56	50		22	43.86	6	11583	
	13	18	9	9			18			18	18		7	36.42	1		
	14	23	11	11		1	19			22	19		6	38.33	8	12000	
	15	16	13	3			13			16	14	1	11		11	8590	
	16	18	12	6			18			18	17		4	45.25	5	6900	
	17	14	10	4			12	3		14	14	1	3	39.33	8	9437	
	18	11	8	3			11	2	2	11	10		2		4	8500	
	19	1															
	20	2															
	23	8	4	4			5			8	7		3	38.33	1		
	24	1															
	25	15	11	4			15	6	2	15	15		3	30.00	10	10250	
	26	6	5	1			6	1		6	6		4		4	13375	
	27	8	3	5			8	1	1	8	8		5	41.00	2		
	28	10	8	2			10			10	10		2		4	9750	
	29	6	3	3			6	2	2	6	5		3	25.00	2		
	30	12	9	2	1		12			11	11		1		8	9000	
	31	41	20	21			38			41	40		13	35.38	7	12142	
	32	51	25	25	1		49	1	1	50	43		25	43.72	8	10212	
	33	23	13	10			23			23	21	1	9	44.77	5	9400	
	34	26	11	15			26	6	6	26	26		15	34.40	1		
	35	17	12	5			17	1	1	17	17		5	40.20	8	7187	
	36	22	8	12		2	21	1	1	20	20		12	34.00	5	6400	
	37	20	14	6			20	1	1	20	20	1	6	39.33	8	11437	
	38	12	11			1	12			11	11		5	43.80	10	12130	
	39	15	7	8			15			15	15		3		4	7666	
	40	19	9	10			19	1		19	19		10	34.50	4	6125	
	41	17	10	7			17			17	17		6	47.83	4	8125	
	42	10	6	4			10	2		10	10	1	4	30.75	3	7166	
	43	3	2	1			3			3	3		1		2		
	44	33	13	20			33	1		33	32	2	19	37.26	1		
45	43	19	24			43	1	1	43	43		24	43.04	5			
46	45	16	26	1	2	44			42	42	1	26	41.26	2			
47	41	22	19			41	2		41	41		19	38.52	6	11083		
942	4	24	4	1		19	24	1		5	5		1		1		
	5	1															
	6	130	14	19		106	120			24	22	1	10	39.30	6	7333	
	7	224	25	19	2	178	212	64	1	44	44	2	17	40.88	20	4600	
	8	84	9	30		45	81	45	1	39	38	11	30	45.50			
	9	38	1			37	31			1	1						
	10	79	3	11		65	76	37		14	14	1	11	45.36			
	11	48	8	14		26	32	21	19	22	22		12	45.00	2		
	12	4	1	3			4			4	4		3	20.66			
	13	16	7	8		1	14	5	5	15	15		7	41.42	2		
	14	13	5	8			13	1		13	13	1	8	45.62	2		
	15	72	35	21	1	15	67	17	17	56	56		21	50.47	16	10487	
	16	37	17	16		4	35	5	3	33	33	1	13	49.76	13	13492	
	17	38	9	23		2	29	7	5	32	32	3	19	37.94	5	10500	
	18	72	9	16		4	24	5	4	25	25		16	40.25	2		
	19	155	21	44	6	84	145	48	5	65	65		41	43.60	4	7625	
	20	147	31	71	2	43	141	37	6	102	101	1	61	48.55	6	5666	
	21	19	2	16		1	19			18	18		16	50.56	1		
	22	71	8	45		1	71	34	24	53	53	15	18	35.55	3	9000	
	23	203	21	47		135	146	85	1	68	68		45	46.82	4	12250	
	24	225	15	67		143	116	28	8	82	80		61	43.55	4	14500	
	25	108	11	50		47	62	33	33	61	60	12	42	38.16	3	13166	
	26	92	4	32		56	43	31	31	36	36		32	36.40	1		
27	28	3	5		20	7			8	8		5	40.20	1			
28	48	5	14		29	18	5	5	19	19	1	12	42.08	1			
29	240	28	28		184	68	32	32	56	56		27	46.03	4	12500		
30	77	15	34		28	56	26	21	49	49	1	32	49.00	4	7300		
31	210	10	23	1	176	52	36	10	33	33		20	50.05	2			
32	75	24	28		23	50	11	11	52	51	2	27	45.70	7	10000		
33	48	7	11	6	23	37	22	10	18	18		11	49.36	2			
34			12			12	9	9	13	12		12	37.50				
35	13	1	26		6	260	172	122	44	44		25	38.44	2			
36	310	15	55	1	49	112	31	1	70	68	23	52	49.71	2			
38	60	2	1		57	59	46	1	3	3		1					
39	22	1	2		19	22	18		3	3		1					
40	59	1			58	54	53	1	1	1		4	116.25	1			
41	25	3	5		17	20	5		18	18				2			
945	1	13	12		1	13			12	12				11	27000		

<sup>1</sup>For renter-occupied dwelling units and vacant nonseasonal not dilapidated units, for rent.  
<sup>2</sup>For owner-occupied dwelling units and vacant nonseasonal not dilapidated units, for sale only.

HOUSING—BLOCK STATISTICS

Table 3.—CHARACTERISTICS OF HOUSING FOR CENSUS TRACTS, BY BLOCKS: 1950—Con.

Census tract	Block	All dwelling units by occupancy and tenure					All dwelling units by condition and plumbing facilities			Occupied dwelling units			Contract monthly rent <sup>1</sup>		Value <sup>2</sup> of one-dwelling-unit structures		
		Total	Owner occupied	Renter occupied	Vacant non-seasonal not dilap., for rent or sale	Other vacant and non-resident	Number reporting	No private bath or dilap.	No running water or dilap.	Total	Persons per room		Occupied by non-white	Number reporting	Average monthly rent (dollars)	Number reporting	Average value (dollars)
											Number reporting	1.51 or more					
945	2	17	16	1					17	16		1			15	31,733	
	3	11	10	1					11	10					9	26,111	
	4	7	6	1					7	7					6	26,666	
	5	12	11	1					12	12					11	24,909	
	6	19	19						19	19					19	21,894	
	14	2															
	15	13	7	6					13	12			6	55.00	4	8,375	
	17	14	9	5					14	14			5	40.40	7	7,785	
	18	13	7	6					13	12		1	6	35.83	4	5,500	
	27	1															
	29	7	7						7	7					7	24,428	
	30	14	14						14	14					14	27,142	
	31	16	15			1			16	15					14	20,857	
	33	5	5						5	5					5	25,600	
	34	4															
	35	10	9	1	4				10	9					8	19,625	
	36	3	2	1					3	2					2		
	37	3	1	2		1			3	3					2		
	38	13	11	2					13	12			1		9	14,122	
	39	5	4	1					5	5		1	1		3	13,500	
	40	6	6						6	6					6	12,583	
	41	8	8						8	8					8	15,250	
	43	5	3	2					5	5					2		
	44	12	6	6					12	12			2		2		
	45	9	6	3					9	9			6	48.33	2		
	46	10	6	4					10	9			3	75.00	5	10,400	
	47	5	4	1					5	5			4	38.00	3	10,666	
	48	13	8	4					13	10			1		4	10,666	
	49	1	1			1			1	1			4		1	10,625	
	50	34	16	18					34	34			18	46.05	2		
	51	34	15	20					34	35			20	41.00	2		
	52	35	20	36					35	36		3	33	38.75	3		
	53	8	2	6					8	8			6	36.66			
	54	8	2	6					8	8			4	47.75			
	55	7	2	5					7	7			4		2		
	56	7	4	4					7	7			4		2		
	57	2	2						2	2					2		
	58	8	4	4					8	8			4	56.25	6	11,333	
	60	6	6						6	6					6	12,500	
	61	5	4	1					5	5					4		
	62	3	2	1					3	3					1		
	63	10				10			9								
	64	1							1								
	66	2							2								
	67	5	5						5	5					4	9,250	
	68	8	8						8	8					8	15,750	
	69	19	12	6		1			19	18			6	45.66	8	11,437	
	70	1							1	1					1		
	72	6	4	1		1			6	5			1		2		
	87	5	3	2					5	5			2		2		
88	1							1	1					2			
947	1	22	10	12				22	22		1		12	40.16	1		
	2	32	20	12				32	31		1		11	37.90	7	8,214	
	3	38	18	18		2		38	36				18	36.00	8	10,312	
	4	56	31	24		1		56	55				23	37.78	9	9,222	
	5	24	13	11				24	24				10	34.30	6	7,666	
	6	29	16	13				29	29				13	37.53	5	9,300	
	7	42	26	16				42	41				15	38.40	6	10,333	
	8	26	12	13				26	24			1	10	40.40	6	8,583	
	10	32	11	20		1		32	31				16	43.93	6	12,750	
	11	7		6		1		7	6				6	45.00	4		
	12	25	13	12				25	25				10	41.70	6	10,500	
	13	40	18	22				40	39				17	40.52	2		
	14	45	23	22				45	45				22	45.36	5	11,600	
	16	4	3	1				4	4				1				
	19	4	3	1				4	4				1				
	20	8	4	4				8	8				4		2		
	21	4	2	2				4	4				4	41.25			
	22	49	21	28				49	47				2				
	23	40	13	27				40	48				28	41.25	3	8,666	
	24	40	14	25		1		40	39				27	37.62	1		
25	14	6	8				14	13				25	36.40	1			
26	3	2	1				3	3				1	38.75	4	7,375		
948	3	5	2	2				4	4		3		2		1		
	4	70	29	12		1		70	70				12	37.50	5	8,800	
	5	45	5	26		14		45	31			4	26	36.96	2		
	6	1						1	1								
	7	20		20				20	20			5	20	29.95			
	8	89	9	73		7		89	76		20	20	70	35.38			
	9	79	3	73		3		79	73		18	53	68	31.58	2		
	10	42	4	37		1		42	48		15	68	37	31.66	2		
	13	62	9	38	4	11		62	39		12	37	36	31.66	1		
	14	72	14	43	6	9		72	47		6	20	41	36.31	2		
	15	2						2	57		1	10	49	42.36	5	9,200	

<sup>1</sup>For renter - occupied dwelling units and vacant nonseasonal not dilapidated units, for rent.  
<sup>2</sup>For owner - occupied dwelling units and vacant nonseasonal not dilapidated units, for sale only.

Table 3.—CHARACTERISTICS OF HOUSING FOR CENSUS TRACTS, BY BLOCKS, 1950—Con.

Census tract	Block	All dwelling units by occupancy and tenure					All dwelling units by condition and plumbing facilities			Occupied dwelling units			Contract monthly rent <sup>1</sup>		Value <sup>2</sup> of one-dwelling-unit structures	
		Total	Owner occupied	Renter occupied	Vacant non-seasonal not dilap., for rent or sale	Other vacant and non-resident	Number reporting	No private bath or dilap.	No running water or dilap.	Total	Persons per room		Number reporting	Average monthly rent (dollars)	Number reporting	Average value (dollars)
											Number reporting	1.51 or more				
948	16	64	29	31		4	58	4	3	60	60	1	31	47.25	15	5,466
	17	22	7	12		3	18			19	19	2	11	50.27	3	10,333
	18	85	10	70	1	4	68	3	16	80	79	2	67	39.70	5	5,000
	19	70	7	50	1	12	50	25	6	57	57	2	49	43.30	5	8,900
	20	144	6	35		103	56			41	40	4	32	40.75		
	21	61	13	27		21	41			40	40	4	26	42.07		
	22	116	13	20		83	33	1	1	33	32	7	19	44.42	1	
	23	70		7		62	7			8	7	1	6	47.50		
	24	264	13	30		221	43	4	3	43	43	1	27	51.25	1	
	25	335	15	79	5	136	102	21	7	94	92	5	81	41.76		
	26	292	10	26		56	44	17		36	36	3	25	36.72		
	27	220	5	35	8	71	216	1	2	41	40	6	34	39.91		
28	109		19		85	95	6	1	24	23	1	17	41.64			
29	195	15	19		51	178	9		42	42	1	25	40.20	1		
952	3	2	2	3		4	6	3	3	5	5		3	27.00	2	
	4	9		1		2	2			2	2		1			
	5	4	1	1		2	2		1	20	20		8	34.00	3	7,666
	6	14	11	9		4	14	1		14	14		8	63.75	3	6,166
	7	5	6	2	1		5			5	5		2		4	7,000
	8	9	4	4			5	1	1	5	5		5			
	9	11	5	7			4			11	11	2	9	29.00	1	
	10	12	4	8			4			12	12	3	9	35.44	5	6,000
	11	15	4	9		2	11	6	5	18	18		19	41.78	6	7,866
	12	16	9	8		1	36	1	1	37	37	1	19	41.78	6	7,866
	13	17	17	20		1	36	1	1	37	37		19	41.78	6	7,866
	14	18	5	1	4		5	9	9	5	8	1	4	22.50	1	
15	19	8	3	4		7	9	1	7	8	1	7	27.00			
16	20	35	42	3	1	24	8	9	7	7	1	39	58.64	7	12,142	
17	21	10	6	3	1	9	1	7	7	8	1	59	51.00	6	10,333	
18	22	8	3	2		15	2	6	9	9		6	42.10			
19	23	24	3	1		10	1		22	22		6	48.33			
20	24	3	2	1		2	4		9	9		6	48.33			
21	25	5	1	2		3	4		33	32	4	18	47.27	1		
22	26	6	3	2		2	4		33	32	2	18	49.50			
23	27	11	16	3	2	7	2	3	44	42	1	26	47.96			
24	28	11	16	3	2	7	2	3	61	59	2	47	53.23			
25	29	10	4	5		5	13		56	54	5	41	47.58	1		
26	30	2	2	5		2	7		7	7		5	48.80			
27	31	10	1	5		3	10	1	10	9		2				
28	32	10	4	1		2	10	2	24	24		14	43.64	1		
29	33	4	5	1		3	1	2	10	10	4	9	51.66			
30	34	8	4	5		5	1	1	23	23	6	5	51.69			
31	35	5	2	4	1	1	10	1	23	23	2	14	40.71			
32	36	5	5	2		5	1	1	29	28	3	20	47.80			
962	1	9		3		6	8	8	3	3	3		3	63.33		
	2	1														
	3	17	6	7		4	17	6	4	13	13		7	60.71	2	
	4	2														
	5	2	3	2		4	8	3	2	5	5		2		1	
	6	9														
	7	10	4	11		4	18			15	15		11	36.54	2	
	8	11	19	12	1	1	19	1		17	17	1	6	59.66	8	10,562
	9	12	7	18		2	7	4	4	46	46	8	1	38.71	1	
	10	13	6	2		2	6			4	4		2		1	
	11	14	7	6	1	4	18			13	13		7	42.42	5	6,000
	12	15	18	20	2	1	4	1		38	38	2	22	54.86	9	8,611
13	16	12	5		5	11			7	7		4	48.25			
14	17	8	3		3	11	1	1	8	8		2		4	12,500	
15	18	11	2		2	3			32	32		20	44.75	2		
16	19	4	15		2	4	1		43	43		13	46.92	1	7,937	
17	20	20	7		1	20			19	19		7	46.57	4	11,500	
18	21	24	24		4	5	3		49	49	3	24	46.54	5	8,800	
19	22	25	27		1	5	10		42	42		27	50.25	1		
20	23	4	2		1	4			44	44		23	56.78	5	12,400	
21	24	7	2	2		1	7		70	70	1	47	46.53	2		
22	25	4	12	1		5			38	38		26	49.00			
23	26	3	1			3			34	34		17	58.41	2		
24	27	5	8			4		3	31	31	3	23	49.39			
25	28	17	2	13		2		1	15	15	2	12	52.08			
964	4	7	1	3		3	6			4	4	1	3	65.00		
	5	9	6	2		1	9			8	8		2		6	8,000
	6	13	6	4		3	13			10	10		4	62.50	5	9,400
	7	60	12	40		8	60			52	52		39	45.58	3	13,333
	8	3	2	1			3			3	3		1		1	
	9	1														
	10	7	3	4			7			7	7	1	4	46.75	1	
	11	31	14	14		3	31	1	1	28	27		14	41.71	11	6,545
	12	33	4	4			8			8	8		4	75.75		
	13	34	26	30			55	3	3	56	56		30	45.43	5	10,400
	14	35	7	12	4	16	69		1	55	55	2	41	37.68		
	15	42	8	21		13	41	1	10	29	29	1	6	46.85		
16	45	1	4			5			5	5		4	45.00			

<sup>1</sup>For renter-occupied dwelling units and vacant nonseasonal not dilapidated units, for rent.  
<sup>2</sup>For owner-occupied dwelling units and vacant nonseasonal not dilapidated units, for sale only.

Table 3.—CHARACTERISTICS OF HOUSING FOR CENSUS TRACTS, BY BLOCKS: 1950—Con.

Census tract	Block	All dwelling units by occupancy and tenure					All dwelling units by condition and plumbing facilities			Occupied dwelling units			Contract monthly rent <sup>1</sup>		Value <sup>2</sup> of one-dwelling-unit structures		
		Total	Owner occupied	Renter occupied	Vacant non-seasonal not dilap., for sale	Other vacant and non-resident	Number reporting	No private bath or dilap.	No running water or dilap.	Total	Persons per room	Occupied by non-white	Number reporting	Average monthly rent (dollars)	Number reporting	Average value (dollars)	
964	38	9	1	8		9	8	8	9	9		6	8	31.00	1		
	39	6		6		6	6	6	6	6	1	4	43.50				
	40	3	1	2		2			3	3							
	41	1															
	42	99	3	14	1	96	99	23		3	3		13	52.15			
	43	39	7			17	39	4		21	21	1					
	44	15				15	14										
	45	72	2			59	61	26	2	2	2						
	46	97	1			96	86	72	1	1	1						
	47	43				42	43	36									
	48	72	4	4	12	52	60	27		8	8		4	56.25	1		
	49	21	4	12		15	14			11	11	1	12	37.83	1		
	50	13	1	10		12	11			16	16		10	32.30			
	51	415	12	63	12	328	398	24		75	75		61	41.49			
	52	212	2	1	1	208	210	3		33	33		18	50.66			
	53	401	12	19	1	369	381	3		31	31	4	18	27.66			
	54	335	4	4	5	325	309	2		10	10	2	4	40.75			
	55	167	3	5	1	159	167	1		8	8		3				
	56	147	2	1		144	147	1		24	24						
	57	72	5	4		63	66	15		3	3	1	3	50.00	1		
	58	26	5			21	26			5	5						
	60	25				25	25	25									
	972	6	1														
		11	1														
		77	32	4	3		25	31	9	7	7						
		80	22	2	2		25	31	1	7	7	1	2				
		81	206	2	6	5	74	202	6	2	27	27	3	1			4.500
		82	103	17	3	1	82	102	2	4	20	20		4	37.50	14	7.398
		84	163	3	3		53	63	4	4	11	11		3	35.00	9	6.777
		85	33	5	7		21	33	2		12	12	1	7	77.85	2	7.714
		86	99	5	5		77	99	2		21	21		7	48.83	5	6.160
		87	54	10	7	1	38	54	2		15	15		6	56.16	4	8.500
		88	13	2	1		10	13			3	3		1		2	
97		1															
100		2															
104		15	1	2	1	11	15			3	3		1		1		
107		1															
109		14		1		13	14			1	1		1				
110		35	7	4		24	34			11	11		3	54.00	2		
111		42	9	5		28	42			14	14		5	58.60	2		
112		52	14	10	1	27	51	5	1	24	24	1	10	52.90	2		
113		32	6	7	1	18	32	7		13	13		6	39.83	2		
114		27	2	12		13	27	11	7	14	14	4	11	29.72	2		
115		133	2	2	1	116	132	4	3	16	16		8	63.12	2		
116		98	5	2		90	97	3	13	7	6		2				
117		9				9	9										
118		7				7	7										
119		15				15	15										
120		1															
126		158				158	158										
129		112				112	112										
130		291				291	279					1					
132		92			2	92	92										
133		72				70	62										
134		62	1	1		60	62			2	2						
136	41				41	41											
137	87			1	86	87	25	1									
138	76	2		3	71	76	10	2	2	2							
139	52				52	52	21	1	2	2							
140	65	2			63	65	24		2	2							
141	44	1	1		42	44	9		2	2		1		2			
142	56				56	56	34	13									
143	61	1		1	59	61	19		1	1				1			
144	48		1		47	48	1	1	1	1		1		1			
145	34		1	1	32	33			1	1		1					
146	134	5	8		121	123	14	1	13	13	2	1		3	120.00		
148	64			1	63	61	30	27									
149	67	2	1		64	67			3	3		1					
973	1	4	1	1		4			2	2							
	2	7	3	4		7			7	7	1	1	66.66	1			
	3	3	2	1		3			3	3				2			
	4	5	4	1		5			5	5				4	26.250		
	6	5	5	1		5			5	5				4	40.000		
	7	7	4		3	7			4	4				3	26.666		
	8	14			14	14											
	9	28	12		15	1	28			12	11	1		12	12.975		
	10	4	4			4	4		12	4	4			3	23.333		
	11	3	3			3	3		4	3	3			3	21.000		
	12	22	13	9		22	22		22	22		8	76.25	4	15.625		
	15	25	21		4	24	24		21	21				18	21.972		
	16	24	19		2	24	24	1	1	19	18			19	15.526		
17	6	6			6	6		6	6				6	18.000			

<sup>1</sup>For renter-occupied dwelling units and vacant nonseasonal not dilapidated units, for rent.  
<sup>2</sup>For owner-occupied dwelling units and vacant nonseasonal not dilapidated units, for sale only.

Table 3.—CHARACTERISTICS OF HOUSING FOR CENSUS TRACTS, BY BLOCKS, 1950—Con.

Census tract	Block	All dwelling units by occupancy and tenure					All dwelling units by condition and plumbing facilities			Occupied dwelling units			Contract monthly rent <sup>1</sup>		Value <sup>2</sup> of one-dwelling-unit structures		
		Total	Owner occupied	Renter occupied	Vacant non-seasonal not dilap., for rent or sale	Other vacant and non-resident	Number reporting	No private bath or dilap.	No running water or dilap.	Total	Persons per room		Occupied by non-white	Number reporting	Average monthly rent (dollars)	Number reporting	Average value (dollars)
											Number reporting	1.51 or more					
973	18	5	4	1		5			5	5					4	19,000	
	19	2															
	20	27	24	3		27	5		27	27	1		3	58.33	20	18,425	
	21	5	4	1		5			5	5			1		3	9,333	
	22	3															
	23	31	28	3		29			31	29		1	2		20	18,770	
	24	16	16	1		16			16	16				1	15	15,766	
	25	4	4			4	1	1	4	5			1		4	14,000	
	26	22	15	7		22	1	1	22	20			6	59.83	7	25,142	
	27	2															
	28	31	19	11		29			30	28	1		9	48.22	12	7,750	
	29	6	6			6			6	6					6	15,500	
	30	5	3	1		4			4	4			1				
	31	48	28	20		46	6	6	48	47			14	40.71	14	9,407	
	32	1															
	33	68	33	35		65	8	7	68	68	1		34	39.88	18	8,777	
	34	4	4	1		5			5	5			1		4	10,500	
	35	5	4	1		5	1	1	5	4	1		1		2		
	36	4	2	2		4			4	4			2		1		
	37	53	13	39		53			52	51			38	83.02	11	12,909	
	38	27	24	2		25			26	25			2		22	10,531	
39	20	17	3		20	2		20	19			2		16	13,062		
40	11	11			11			11	11					11	18,409		
41	17	14	3		17	2		17	17			2		12	15,541		
981	1	7	5	2		7	3	3	7	7			1		4	10,375	
	2	4	1	3		4			4	4			2		1		
	3	6	5	1		6			6	6			1		5	14,200	
	4	6	5	1		6			6	6			1		5	15,200	
	5	13	13			13			13	13					13	12,592	
	6	12	8	3		12			11	11			3	43.33	5	13,700	
	7	18	6	12		18	1		18	18	1		11	77.54	3	14,666	
	8	2															
	9	7	4	3		7			7	7			3	46.00	2		
	10	24	23	1		24			24	24	1		1		23	12,895	
	11	19	18			17			18	17					17	13,852	
	12	14	11	3		12			14	13			1		9	13,944	
	13	11	5	5		11	1		11	11			4	65.25	3	11,000	
	16	22	14	8		22	2		22	22			8	69.50	10	9,850	
	17	17	16	1		17			17	17			1		15	12,866	
	18	13	7	6		13	1		13	13			6	50.83	4	10,000	
	19	12	8	4		11			12	12			4	40.00	5	9,400	
	20	10	7	3		10			10	10	1		3	43.33	7	14,857	
	21	25	15	10		25			25	25			10	53.00	11	11,818	
	22	26	21	5		25	2		26	26			5	43.00	18	8,722	
	23	23	18	5		23	2		23	23	1		4	71.25	15	9,853	
24	25	16	9		25			25	24			8	48.00	12	9,958		
25	11	7	4		11			11	11			3	58.33	6	8,000		
26	35	23	11		33	2	1	34	33	1		10	48.80	13	9,000		
27	41	25	16		41	4	1	41	41	1		15	34.26	17	12,217		
28	34	13	21		34	7	2	34	34		1	21	34.33	5	7,600		
29	36	13	23		35	7	6	36	36		1	23	39.43	6	9,933		
30	59	15	43		57	5	2	58	57	1	1	42	40.95	6	7,416		
987	1	26	16	10		26	1		26	22			10	82.80	10	18,400	
	2	35	22	13		34			35	33			13	59.15	18	13,622	
	3	16	8	7		15			15	15	1		7	61.71	6	12,666	
	4	1															
	5	1															
	7	5	2	3		5			5	5			2				
	9	3	2	1		3			3	3			1		1		
	10	13	13			13			13	12	1				12	14,125	
	11	3	3			3			3	3					3	12,000	
	12	15	7	8		15			15	15	1		8	29.75	6	12,666	
	13	7	5	2		7			7	7			2		5	9,800	
	14	28	25	1		26	1	1	26	26			1		23	12,282	
	15	4	2	2		4			4	4			2		2		
	16	30	21	9		29			30	28			8	53.12	19	15,878	
	17	32	25	7		32	2	2	32	32	1		6	57.00	20	10,500	
	18	24	17	7		24	4	4	24	24	1		7	41.85	12	11,333	
	19	8	1	7		8			8	8			6	41.00	1		
	20	61	59	2		61	1	1	61	61	1		1		58	10,668	
	21	45	42	1		44	1	1	43	43			1		42	10,726	
	22	26	15	11		26	1	1	26	26			11	52.36	13	10,846	
	23	26	12	13		24	1	1	25	24			12	35.41	10	9,600	
991	1	21	16	3		21			19	19			2		14	32,285	
	2	97	9	87		91	1	1	96	94	17		83	53.63	7	19,042	
	3	20	16	4		19			20	20			4	52.75	15	10,766	
	4	2															
	5	45	41	4		43			45	44			3	100.00	37	11,283	
	6	61	44	17		58			61	59			15	62.73	32	13,446	
	7	11	10	1		10			11	10					9	16,333	

<sup>1</sup>For renter-occupied dwelling units and vacant nonseasonal not dilapidated units, for rent.  
<sup>2</sup>For owner-occupied dwelling units and vacant nonseasonal not dilapidated units, for sale only.

HOUSING—BLOCK STATISTICS

Table 3.—CHARACTERISTICS OF HOUSING FOR CENSUS TRACTS, BY BLOCKS: 1950—Con.

Census tract	Block	All dwelling units by occupancy and tenure					All dwelling units by condition and plumbing facilities			Occupied dwelling units			Contract monthly rent <sup>1</sup>		Value <sup>2</sup> of one-dwelling-unit structures	
		Total	Owner occupied	Renter occupied	Vacant non-seasonal not dilap., for rent or sale	Other vacant and non-resident	Number reporting	No private bath or dilap.	No running water or dilap.	Total	Persons per room		Number reporting	Average monthly rent (dollars)	Number reporting	Average value (dollars)
											Number reporting	1.51 or more				
991	8	17	12	5					17	16		4	53.75	9	11,355	
	9	1														
	13	1														
	14	6	4				2		6	4					4	38,500
	15	11	7	4					10	10		4	130.00	7	19,285	
	16	11	9		1		1		10	9				9	17,922	
	18	19	12			1	1		16	18		5	67.00	9	19,555	
	19	20	15						19	20		5	59.00	9	13,466	
	20	24	17	6					23	23		6	54.66	12	13,500	
	21	4	4				1		4	4				4	25,125	
	24	10	7	3					10	10		3	88.33	6	21,250	
	25	17	15	2					17	17		1		12	14,125	
	26	44	36	8					44	43		8	58.62	31	10,806	
	27	27	15	12					27	25	1	12	54.50	7	9,428	
	28	28	24	3	1				27	27		3	63.33	21	14,523	
	29	3	3						3	3				2		
	30	10	10						10	10				10	20,750	
	31	9	8	1					9	9				8	22,875	
	32	1														
	33	6	5	1					6	6		1		5	18,200	
	34	9	8		1				9	8	1			9	23,444	
	35	14	12			2			14	12				12	22,666	
	36	8	7		1	1			8	7				8	16,000	
	37	7	6	1					7	7		1		6	20,833	
	38	17	15	1	1				17	16				14	15,785	
	39	42	23	17		2		2	39	39	2	16	51.56	12	13,291	
	40	29	23	4	2	2			29	27		4	67.00	19	14,342	
	41	8	7						8	8	1	4	38.16			
	42	2														
	43	32	21	11					32	31		11	45.36	14	13,321	
	44	20	16	3		1			20	19		1		11	13,363	
	45	11	4	7					11	11		6		1		
	46	8	6	2				1	8	8		2	36.83	5	4,800	
47	14	14						14	14				11	17,272		
48	14	13		1				14	13	1			12	18,916		
49	5	4						5	5		1		3	17,666		
50	7	4	3					7	7		3	75.00	3	17,833		
51	19	13	3	3				18	16		3	80.33	9	17,611		
52	13	8	5					13	13		5	61.00	6	23,500		
53	2															
54	6	5	1					6	6		1		5	15,520		
55	5	5						5	5				5	15,800		
56	12	11		1	1			12	11				12	16,125		
57	19	17	1					19	18		1		18	17,277		
58	4	4						4	4				4	14,375		
59	12	12						12	12				12	17,916		
60	1															
62	4	4						4	4				4	21,500		
63	5	5						5	5				5	13,800		
64	7	7						7	7				7	17,285		
65	14	13			1			14	13				12	17,775		
66	1															
992	1	24	18	5	1			23	22		1	6	66.66	14	14,214	
	2	16	6	5	5			15	11	2	2	4	54.25	5	18,600	
	3	18	11	6	1			18	17			7	96.14	11	18,454	
	4	9	5			3		7	4	4				3	9,533	
	5	2														
	6	1														
	7	1														
	12	18	3	1		14			15	4			1	1		
	14	35	8	10	3	14			30	17		1	7	5	10,900	
	15	88	11	17	1	59		10	79	28		16	58.68	3	10,666	
	17	8	4	4					8	8				1		
	18	36	17	1		10			27	25		3	45.00	2		
	19	34	9	2		17			32	15		18	57.00	9		
	20	53	18	22	8	5			51	40	3	22	54.33	22		
	21	71	10	30	10	3			71	31	4	24	57.04	4	6,625	
	22	25	2	1	12	10			24	3	3			1		
	26	20	2	2	7	9			18	4	1			2		
	27	30	3	2	18	7			30	5		3	88.33	2		
	28	50	3	43	4	4			48	3		2				
	29	58	3	8	46	1			55	11		7	55.42	2		
	30	3	1			2			3	1				1		
	31	18	13						18	16		14	54.85			
	32	28	26						27	28		5	54.91			
	34	21	3			16			19	5		2		1		
	35	49	11			38			49	11		10	37.50			
	36	79				79			79							
	37	118	7			104			117	14	3	5	73.40			
38	54	9			36			52	18		9	61.11	1			
39	29	2			22			27	7		2					
40	92	6	1		75			89	17		10	55.20				
41	292	10	64		218		130	281	74		58	52.50	2			
42	25				25			25								

<sup>1</sup>For renter - occupied dwelling units and vacant nonseasonal not dilapidated units, for rent.  
<sup>2</sup>For owner - occupied dwelling units and vacant nonseasonal not dilapidated units, for sale only.

Table 3.—CHARACTERISTICS OF HOUSING FOR CENSUS TRACTS, BY BLOCKS: 1950—Con.

Census tract	Block	All dwelling units by occupancy and tenure					All dwelling units by condition and plumbing facilities			Occupied dwelling units			Contract monthly rent <sup>1</sup>		Value <sup>2</sup> of one-dwelling-unit structures		
		Total	Owner occupied	Renter occupied	Vacant non-seasonal not dilap., for rent or sale	Other vacant and non-resident	Number reporting	No private bath or dilap.	No running water or dilap.	Total	Persons per room		Number reporting	Average monthly rent (dollars)	Number reporting	Average value (dollars)	
											Number reporting	1.51 or more					Occupied by non-white
992	43	22	1	11	2	8	22										
	44	206	5	5	1	195	197	99	1	12	12	2	10	62.50	1		
	45	226	3	3		220	225	181		10	9	5	5	38.00			
	46	38				38	38			6	6	3	3	49.66			
	47	16				16	16										
	48	293	4	6	1	282	289	266		10	10	2					
	49	228	1	1		226	227	181		2	2	1					
	50	37				37	37	37									
	51	8				8	8										
	52	133				133	133	74									
	53	7	2	1	1	3	7			3	3		1				
	54	24	1			23	24			1	1						
	55	133				133	133	48									
	56	75		1		74	75			1	1		1				
	57	42	8	15	1	18	42			23	23	1	14	69.07			
	58	21		2		19	21			2	2		2				
	59	68				68	68										
	60	44				44	44	24									
	61	89				89	89	42									
	997	4	1														
		23	6	2	3		6			5	5		3	106.66			
44		2															
53		1															
71		2															
72		2															
73		7	5	2		7				7	7		2				
74		2															
75		1															
77		4	3	1		4		1	1	4	4		1				
81		8	6	2		7				8	7		2				
88		11	11			11				11	11						
89		7	6			1	7			6	6						
90		15	14			1	14			14	14						
91		23	19	4		23		1		23	23		4	57.50	13	11.961	
92		43	34	4		5	42			38	38	1	4	59.00	32	12.196	
93		2															
94		1	2			1	3			2	2						
95		3								3	3						
96		34	33	1		33				34	34	2					
97		34	34			34				34	34						
98	38	37			1	38			37	37							
99	36	34		1	1	35			34	33	1						
100	12	6			6	9			6	6							
114	1																
115	5	5				5			5	5							
116	3	3				3			3	3							
118	12	9			3	10			9	8							
119	9	8			1	9			8	8							
120	5	5				4			5	5							
121	7	7				7			7	7							
122	1																
998	1	68	9	55	4	65	2	1	64	64	1	1	49	48.51	1		
	2	35	1	32	2	33			33	33	1		29	58.68	1		
	3	75	5	58	5	73	34		63	61	13	1	61	46.13	1		
	4	28	1	11	16	15	10	2	12	11	3	2	10	58.20			
	5	13	5	6	2	13	4		11	11	3	4	6	36.16			
	6	4	2	2		4			4	4			2				
	7	13		10	1	2	13	2	10	10			11	58.09			
	8	53	26	6		21	53	14	1	32	32		6	70.33	19	13.052	
	9	28	7	21		27				28	27		15	59.26			
	10	2															
	11	4	1	1		2				2	2						
	12	16	3	13		16	4			16	16	3	12	58.75	1		
	13	21	1	15	4	1	20	14		16	15		18	48.05			
	14	48	6	17		25	42	23	1	23	23		16	51.25	2		
	16	16	12	3		1	16			15	15		2		12	11.250	
	17	3	2	1		3				3	3						
	18	16	9	5		2	16			14	14		5	49.80	6	11.500	
	19	21	8	12		1	21	2		20	20		10	48.40	4	14.500	
	20	46	11	24	1	10	46	8		35	35	5	24	60.75	6	12.666	
	21	25	8	10		7	25			18	18	1	10	64.50	3	12.333	
	22	30	2	2		28	6			2	2	1	2				
23	4		2		2	4			2	2		2					
24	23	1	6	1	15	23			7	7	3	7	54.28				
25	35	5	20		10	35			25	25	3	19	45.78				
26	7	4			3	7			4	4				1			
27	36	7	8	1	20	35	7		15	14		7	53.28	2			
28	16	4	1		11	16	4		5	5		1			11.000		
29	58	10	20	1	27	57	13		30	30		19	57.47	4	16.500		
30	26	5	4		17	26	10		9	9		3	58.33	2			
31	29	2	16	6	5	28	3		18	17	2	21	72.52	1			
32	53	2	1		49	53	17	2	3	3		2					
33	78	3	9	1	65	78	4		12	12	1	9	61.22	1			

<sup>1</sup>For renter - occupied dwelling units and vacant nonseasonal not dilapidated units, for rent.  
<sup>2</sup>For owner - occupied dwelling units and vacant nonseasonal not dilapidated units, for sale only.



Table 3.—CHARACTERISTICS OF HOUSING FOR CENSUS TRACTS, BY BLOCKS: 1950—Con.

Census tract	Block	All dwelling units by occupancy and tenure					All dwelling units by condition and plumbing facilities			Occupied dwelling units				Contract monthly rent <sup>1</sup>		Value <sup>2</sup> of one-dwelling-unit structures	
		Total	Owner occupied	Renter occupied	Vacant non-seasonal not dilap., for rent or sale	Other vacant and non-resident	Number reporting	No private bath or dilap.	No running water or dilap.	Total	Persons per room		Occupied by non-white	Number reporting	Average monthly rent (dollars)	Number reporting	Average value (dollars)
											Number reporting	1.51 or more					
998	34	10	3	1		6	10	3	4	4			1				
	35	33		1		32	33		1	1							
	36	74	18	1		55	74	48	19	19			1				
	37	46		10	16	19	46	15	11	11		1	25	101.40	15	121.66	
	38	8				8	8		6	6			3	81.66			
	39	8				8	8		6	6			3	81.66			
	42	68	2	4		62	68	59	6	6		1	3				
	43	1				1	1		4	4							
	44	11		4	1	6	11		4	4							
	47	87				87	87	1	2	2							
	48	80	2			78	80		2	2							
	49	163		1	1	161	163	1	1	1		1	1				
	50	118	5	3		110	118		8	8			3	55.00	4	128.75	
	51	104	1	10	1	92	104		11	11			11	46.09			
	52	309				309	309	15	308	308							
	53	208				208	208	193	208	208							
	54	216				216	216	189	216	216							
	55	141				141	141	136	141	141							
56	79	1		4	74	79		1	1			4	201.25				
999	1	89		87	1	1	83	8	87	84	2	6	82	89.64			
	1008	1	41	11	27	1	2	38	4	2	38	36	3	27	48.29	2	
	2	26	16	9		1	25		4		25	25	9	49.33	9	144.66	
	3	12	7	5			12				12	12	4	76.25	4	21.500	
	4	14	7	6		1	13				13	13	4	93.50	3	20.333	
	5	23	13	5		1	22				23	23	5	69.00	13	23.000	
	6	7	3	1		1	7				6	6	1	7.00	5	25.400	
	7	14	8	4	1		14				13	13	4	78.75	2		
	8	18	12	4			18				18	18	6	58.83	9	18.666	
	9	15	11	4			15				15	15	6	98.25	9	19.888	
	10	34	13	21			34				34	34	19	55.89	6	11.833	
	11	86	34	51		1	83	11	11	3	85	83	3	49	55.66	11	12.590
	12	49	12	35		2	48		3	3	47	45	3	48.12	4	16.250	
	13	20	13	7			19		2	2	20	20	7	49.28	4	23.775	
	14	5	3	2			5		2	2	5	5	3	64.66	4		
	15	49	21	25	1	2	48		3	3	46	45	2	70.50	12	18.875	
	16	14	6	8			14		2	2	14	14	8	44.12	4	12.750	
	17	8	5	3			7		2	2	8	8	3	48.33	3	11.666	
	18	110	18	90	2	2	105		3	3	108	108	3	95.14	18	14.666	
	19	82	3	79			82	3	3	3	82	82	10	43.66	2	13.500	
	20	12		12			12	1	1	1	12	12	1	39.50			
	21	51		50	1		47				50	50	1	46.42			
	22	17	4	11	2		15	5	5	5	15	15	1	52.66	3		
	23	40	13	22			39	7	7	7	35	34	2	76.36	1	11.666	
	24	11	6	4	1		10				10	10	5	71.00	3	13.666	
	25	3	2	1			3				3	3	1		1		
	28	2					2				2	2					
	30	12	5	6	1		12	1	1	1	11	11	7	49.57	1		
	31	65	42	22		1	64	1	1	1	64	64	22	68.90	18	16.777	
	32	25	15	7	2		23				22	22	6	51.16	8	22.750	
	33	18	16	1		1	16				17	16	1		13	19.884	
	34	10	8	2			10				10	10	2		6	28.000	
	35	19	17	2			18				19	19	1		16	20.937	
	36	2					2				2	2					
	37	1					1				1	1					
	38	6	5	1			6				6	6					
	40	10	7	3			10				10	10	7	77.14	1		
	41	10	4	1			10	7	7	7	5	5	1		3	12.000	
	43	25	14	9			24				23	23	9	63.88	10	17.700	
	44	27	5	15	4		27				20	20	15	61.26			
	45	40	8	32			40	4	4	4	40	40	31	57.29	1		
	46	23	3	16	4		21	8	8	8	19	19	4	20	8	22.25	
	47	43	7	20	7	9	42	20	20	20	27	26	7	22	61.81	1	
1010	1	75	25	48	1	1	61	1	1	1	73	70		40	63.70	14	19.285
	3	61	9	48		4	54				57	57		45	88.62	4	21.750
	4	96	11	83	1	1	96				94	94	5	81	50.03	4	19.500
	5	12	2	8			12				10	10		8	60.62		
	6	24		21			24	15	15	15	21	21	1	20	24.40		
	7	18	1	16	1		18				17	17	1	15	32.93		
	8	19	2	17			18				19	18		12	37.91		
	9	71	14	54	2	1	67	5	5	5	68	68	2	52	47.67	7	11.571
	10	42	5	37			42	1	1	1	42	42		35	48.57	1	
	11	25	1	24			25				25	25		22	44.68	1	
	12	140	21	112	1	6	118	2	2	2	133	133	4	107	70.36	8	13.250
	13	100	15	11	2	72	92	2	2	2	26	26		12	13.675	6	12.500
	14	81	35	13	16	17	63				48	48		13	71.15	15	14.466
	19	44	14	30			44				44	44		30	54.76	8	11.875
22	19	3			16	3				3	3						
23	42	6	7		29	22	9	1	1	13	13		7	52.71			
25	207	15	21	3	168	43	9	9	9	36	34	1	19	44.52	6	9.583	
26	75	5	48	1	21	42	3	3	3	53	53	7	47	44.17	2		
27	24	8	11	4	1	22	5	5	5	19	19	7	10	69.50	2		

<sup>1</sup>For renter - occupied dwelling units and vacant nonseasonal not dilapidated units, for rent.  
<sup>2</sup>For owner - occupied dwelling units and vacant nonseasonal not dilapidated units, for sale only.

Table 3.—CHARACTERISTICS OF HOUSING FOR CENSUS TRACTS, BY BLOCKS: 1950—Con.

Census tract	Block	All dwelling units by occupancy and tenure					All dwelling units by condition and plumbing facilities			Occupied dwelling units			Contract monthly rent <sup>1</sup>		Value <sup>2</sup> of one-dwelling-unit structures		
		Total	Owner occupied	Renter occupied	Vacant non-seasonal not dilap., for rent or sale	Other vacant and non-resident	Number reporting	No private bath or dilap.	No running water or dilap.	Total	Persons per room		Occupied by non-white	Number reporting	Average monthly rent (dollars)	Number reporting	Average value (dollars)
											Number reporting	1.51 or more					
1010	28	78	16	13	2	47	30	1	1	29	29		13	90.76	1		
	29	76	5	17	4	50	44	33		22	20	4	15	45.66			
	32	71	6	9		56	28			15	14		7	62.14			
	33	46	4	10	1	31	33	3		14	14		7	59.42	1		
	39	6				6	6										
	40	4				4	4										
	43	1				1	1										
1017	1	8	5	3			8			8	8		3	58.33	4	15.750	
	3	10	9	1			10			10	10		1		9	14.555	
	5	1					1										
	6	29	28	1		2	29	4		29	29		2		28	13.267	
	8	6	2	4			5			4	4		2		1		
	9	10	5	5	1		5			9	5				3	14.333	
	11	9	7	2			9			9	9		2		6	9.650	
	16	16	14	2			15	1	1	16	15				10	21.250	
	19	2					2										
	21	1					1										
	23	1					1										
	27	16	11			5	10			11	11				10	11.090	
	28	1					1										
	32	6	4			2	6			4	4				4	8.400	
	33	23	23				23			23	23				22	11.550	
	36	10			9		10			10	10				10	10.940	
	37	32	12		19		32	1	1	12	12				24	11.362	
	38	33	26	9		7	31	1	1	26	26	1			9	11.933	
	39	9			9		9			9	9						
	46	9			32		9			9	9						
	47	32			14	1	32			32	32				23	11.504	
	54	39	24		6		39			24	24				4	10.750	
	55	10	4				10			4	4				16	11.156	
	56	18	17	1			18			18	18		1		37	12.213	
	57	51	43	6	1	1	42	2	1	49	43	2	1		7	11.857	
	58	8	4			1	7			7	7				1		
	62	5					5			5	5						
	64	1					1			1	1						
	65	3	3				3			3	2				2		
	66	26	24	2			25			26	25	1		1	22	13.672	
	67	24	23	1			24			24	24		1		18	13.077	
	68	39	32	7			31	1		39	34	1		12	13.431		
	69	19	17	2			19			19	19				17	12.447	
	70	47	28	12	2	5	24			40	22				21	13.714	
	71	14	10	1		3	11			11	11				7	15.071	
	72	13	7	6			13	3		13	13	2			5	13.400	
	73	33	25	8			30	1		33	31		2		16	13.781	
1020	1	58	44	13		1	57			57	56		13	66.30	27	19.851	
	2	18	15	3			18			18	17		2		13	15.923	
	3	11	8	2		1	11			10	10				4	21.500	
	4	8	6	2			8			8	8				5	20.800	
	8	7	6	1			7			7	7				5	17.200	
	9	5	2	3			5			5	5						
	12	1					1										
	18	12	4	8			12			12	12	3		8	3	6.333	
	19	17	5	12			17			17	17				3	9.333	
	20	13	8	3	2		13			11	11	1	16	11	9	9.444	
	25	1					1										
	27	17	11	6			16			17	17			6	4	7.950	
	28	1					1										
	33	24	2	1			21			3	3				1		
	34	21					21			1	1				1		
	35	59	1				58			1	1				1		
	36	28			1		27										
	37	15					15										
	38	4	1				3			1	1				1		
	39	14		1			13			1	1			1	1		
	40	17	5	1		11	6			6	6			1	5	19.200	
	41	33	11	2		20	13			13	13			2	10	11.200	
1029	1	13	8	4		1	13			12	12	1		4	6	12.333	
	2	14	9	5			14			14	14			4	5	13.600	
	3	5	1	4			5			5	5			4	4	4.575	
	4	45	10	33	2		45	5	2	43	42	1		34	4	9.375	
	5	1					1										
	6	8	3	5			8			8	8			5	5	4.480	
	7	7	1	6			7	1		7	7			5	6	67.00	
	8	2					2										
	9	16	7	9			16			16	14			7	2	60.00	
	10	11	6	4		1	11			10	10			4	4	12.000	
	11	4	2	2			4	1		4	4			2	1		
	12	27	19	8			27	4	4	27	27	1		6	15	7.700	

<sup>1</sup>For renter-occupied dwelling units and vacant nonseasonal not dilapidated units, for rent.  
<sup>2</sup>For owner-occupied dwelling units and vacant nonseasonal not dilapidated units, for sale only.

HOUSING—BLOCK STATISTICS

Table 3.—CHARACTERISTICS OF HOUSING FOR CENSUS TRACTS, BY BLOCKS: 1950—Con.

Census tract	Block	All dwelling units by occupancy and tenure					All dwelling units by condition and plumbing facilities			Occupied dwelling units			Contract monthly rent <sup>1</sup>		Value <sup>2</sup> of one-dwelling-unit structures		
		Total	Owner occupied	Renter occupied	Vacant non-seasonal not dilap., for rent or sale	Other vacant and non-resident	Number reporting	No private bath or dilap.	No running water or dilap.	Total	Persons per room		Occupied by non-white	Number reporting	Average monthly rent (dollars)	Number reporting	Average value (dollars)
											Number reporting	1.51 or more					
1029	13	12	6	6		12			12	12			6	7 4.50	5	81.00	
	14	7	2	5		7			7	7			5	4 0.40	1		
	15	15	7	8		15			15	15			8	4 0.75	6	7.333	
	16	16	8	8		16			16	16			8	4 1.87	6	7.500	
	17	24	15	8	1	24			23	22			9	4 4.33	6	12.00	
	19	5	2	3		5			5	2			1				
	21	4	1	3		4			4	4			3	3 6.33			
	22	3	2	1		3			3	3			1				
	23	1				1											
	24	1				1											
	25	1				1			5	5			2				
	27	6	2	3		6			3	3			1				
	30	3	2	1		3			2	2							
	33	3	2	1	1	3			2	2			1				
	36	4	2	2	4	3			1	1							
	37	4	2	2	1	4			2	2			1				
	38	3	1	2	1	3			2	2			1				
	39	3	2	1		3			6	6			2				
	40	8	6	2		8			7	7			5	4 6.40			
	45	3	2	1		3			3	3			1				
	46	4	3	1		4			4	4			1				
	47	5	2	1		5		1	3	3			1				
	1032	1	70	33	37		70	3	2	70	70		9	33	51.51	8	9.375
		2	13	2	11		12	3	3	13	13	2	11	11	25.90	1	
3		1				1			1	1							
4		14		13		13	13	11	13	13	4	13	13	23.92			
6		1				1			1	1							
7		7	2	5		7	7	7	7	7	1	5	4	21.00			
8		85	4	80		84	69	47	84	84	17	77	74	27.78	1		
10		1				1			1	1							
11		5	2	3		5			5	5		1	2				
12		31	4	26		30			30	30	3	1	25	4 4.20	1		
13		18	7	11		18		1	18	18		1	8	4 5.25	3	8.566	
14		9	8	1		9			9	9			1		8	9.812	
16		2				2			2	2							
17		20	8	12		20			20	20			12	41.91	7	16.928	
18		30	5	25		30			30	30			25	48.48	3	19.000	
19		9	6	3		9		2	9	9			3	75.00	4	22.250	
20		21	18	3		21			21	21			3	85.00	12	19.916	
21		5	5			5			5	5			5		5	27.000	
22		3	2			3			2	2			2		2		
23		16	7	8		16			15	15			7	9 1.14	3	25.333	
24		7	3	4		7			7	7			4	63.25	9	18.222	
25		24	16	5	2	24		1	21	21			5	85.40	4	13.750	
26		9	6	2		9		1	8	8		1	2		5	13.400	
27		44	15	25	2	44			40	40			25	63.28	5	18.875	
28	79	23	55		79			78	78	2		54	55.18	8	25.625		
29	16	11	5		15		1	16	15		1	6	68.75	8	27.714		
30	19	11	7		18			18	18		1	4	83.33	7	22.625		
31	56	16	38		55		1	54	53		1	37	57.02	8			
32	2				2			2	2								
33	36	4	15	17	35			19	19			15	65.60	15	14.000		
34	10	10			10			10	10					9	21.777		
36	10	9	1		10			10	10			1		9	20.322		
37	9	7	2		9			9	9			2		5	19.100		
38	15	10	5		15			15	15			4	91.25	2			
39	23	9	14		22			23	23			14	69.85	5	19.800		
40	83	30	52		83		1	82	82			51	57.88	1			
41	175	11	134	28	175		2	145	144	2	1	131	74.34	2			
1033	1	25	18	7		25	2	1	25	25			6	33.50	15	81.00	
	2	26	20	6		26			26	26			6	46.00	16	7.125	
	3	11	8	3		11			11	11			2		5	84.20	
	4	26	19	5		26	3	1	24	24			5	40.00	13	7.907	
	5	22	16	4		22	3	1	20	20			4	44.75	13	7.753	
	6	24	14	10	2	24			24	24			10	42.90	7	7.200	
	7	27	22	5		27			27	27			5	54.00	19	61.57	
	8	18	16	2		18			18	18			2		13	9.346	
	9	38	32	5	1	37		1	37	36			5	54.00	22	7.277	
	10	34	27	7		34		1	34	34			7	46.00	13	9.500	
	11	8	7	1		8			8	8			1		5	9.500	
	12	3	3			3			3	3					2		
	13	1				1											
	14	1				1											
	15	3	2	1		3			3	3			1				
	17	6	6			6		1	6	6							
	18	37	36	1		37		4	37	37			1		29	10.241	
	19	19	14	5		19		1	19	19			4	72.50	7	10.428	
	20	23	8	13	2	23		2	21	21			15	117.00	7	13.285	
	21	7	6	1	1	7			6	6					4	9.000	
	22	8	5	3		8			8	8			3	47.66	4	10.250	
	24	1				1											
	27	1				1											

<sup>1</sup>For renter-occupied dwelling units and vacant nonseasonal not dilapidated units, for rent.  
<sup>2</sup>For owner-occupied dwelling units and vacant nonseasonal not dilapidated units, for sale only.

Table 3.—CHARACTERISTICS OF HOUSING FOR CENSUS TRACTS, BY BLOCKS, 1950—Con.

Census tract	Block	All dwelling units by occupancy and tenure					All dwelling units by condition and plumbing facilities			Occupied dwelling units			Contract monthly rent <sup>1</sup>		Value <sup>2</sup> of one-dwelling-unit structures		
		Total	Owner occupied	Renter occupied	Vacant non-seasonal not dilap., for rent or sale	Other vacant and non-resident	Number reporting	No private bath or dilap.	No running water or dilap.	Total	Persons per room	Occupied by non-white	Number reporting	Average monthly rent (dollars)	Number reporting	Average value (dollars)	
										Number reporting	1.51 or more						
1033	28	3	2		1	1	3		2	2							
	22	27	4	21	1		26	1	1	25	25	1	21	105.33	2	8.266	
	33	11	8	3	1	1	11			11	11		2		3	9.437	
	35	15	15				15			15	15				8	10.600	
	36	1													5		
	38	1															
	40	27	24	3			27			27	27		3	86.66	20	16.085	
	41	9	6	3			9			9	9		3	80.33	5	13.400	
	1039	1	28	7	21			28	1	1	28	28	2	20	46.65	1	
		2	53	15	37		1	53			52	52	1	37	47.21	2	
3		5	2	3			5	3	3	5	5		3	45.00	1		
4		9	5	4			9	2	2	9	9		4	35.50	3	8.666	
5		22	18	3		1	21	1	1	21	21	1	3	47.33	10	11.750	
6		17	10	7			17	2	2	17	17	1	7	41.71	5	8.000	
7		15	12	2		1	15	1	1	14	13		2		7	14.571	
8		16	16				16			16	16				16	10.337	
9		19	9	9		1	19			18	18		9	48.88	8	11.437	
10		20	19	1			20			20	20		1		15	12.000	
11		27	27				27			27	26				26	12.269	
12		8	7			1	7			7	7				7	11.428	
13		30	26	4			28	2	1	30	30		4	40.00	19	9.684	
14		1															
15		33	21	12			32			33	33		11	51.54	11	10.409	
16		56	40	16			55			56	56		16	43.28	26	10.461	
17		36	23	13			35			36	34		10	49.10	18	14.611	
18		44	33	11			41			44	40		4	47.75	20	10.605	
19		34	27	7			34	4		34	34		7	52.57	26	12.673	
20		43	21	22			43	1		43	43	1	21	51.14	4	10.000	
21		23	20	3			23			23	23		3	43.33	19	10.736	
22		21	16	4	1		21			20	20		3	70.00	15	13.000	
23		16	14	2			15			16	16		2		12	12.500	
24		10	8	2			10			10	10		2		5	9.700	
25		39	32	7			39			39	39		7	63.28	26	11.115	
26		40	33	7			39			40	40		6	62.83	25	11.060	
27		20	13	6	1		20	3	1	19	19		7	57.85	8	11.125	
28		31	24	7			31			31	31		7	50.85	19	11.015	
29		26	21	4	1		25			25	24		5	62.00	16	10.812	
30		25	19	5	1		24			24	24	1	4	68.00	14	11.642	
31		44	33	9	2		44			42	42		8	55.37	21	12.666	
32		58	42	15	1	1	58	4		57	57	1	14	68.00	36	10.438	
33		19	13	6			19			19	19		6	39.33	9	15.611	
34		27	20	7			25			27	27		6	59.00	15	11.366	
35		2															
36		32	29	3			32			32	31		3	103.33	26	10.173	
37		21	17	4			21			21	21		4	44.50	15	10.086	
38		40	32	8			38			40	40		8	51.12	24	10.833	
39		54	25	25	2	1	54	2		51	51		25	98.56	23	11.491	
40		35	33	2			35			35	35		2		32	10.546	
41	32	26	5		1	32	1	1	31	31	2	5	40.80	23	11.260		
42	22	20	2			21			22	22		2		19	12.864		
1044	1	1															
	2	29	4	24		1	29	19	16	28	28	7	25	23	29.60		
	3	54	11	43			54	22	19	54	54	6	37	43	31.60	3	7.000
	4	26	6	18		2	26	9	6	24	24	2	12	17	39.58	1	
	5	33	14	18		1	32	12	9	32	32	3	18	18	42.50	5	14.600
	6	6	4	2			6			6	6		2		2		
	7	8	3	4		1	8			7	7		3	59.33	2		
	8	20	12	7		1	20			19	19		5	61.20	9	11.666	
	9	7	6	1			7			7	7		1		6	9.000	
	10	22	16	6			22			22	22		6	54.16	10	8.050	
	11																
	12	172	25	135	9	3	169			160	160	2	143	86.63	15	8.713	
	13	107	33	73		1	105	1	1	106	106	2	72	50.00	7	14.571	
	14	141	26	110	1	4	141			136	136	6	108	52.02	5	16.400	
	15	29	14	14		1	29			28	28	1	13	51.61	7	14.857	
	16	53	26	23	3	1	52	8	1	49	49	2	22	47.95	14	12.785	
	17	13	6	6		1	12			12	12		7	39.42	2		
	18	38	15	23			37	9		37	37	1	12	40.04	8	8.625	
	19	24	11	13			23			24	24		12	45.58	5	9.100	
	20	15	6	8		1	15			14	14		8	53.37	4	16.000	
21	6		5		1	6			5	5		5	54.40				
22																	
23	16	8	7		1	15			15	15	1	7	40.00	4	9.750		
24	22	2	20			18	2	2	22	22	2	19	47.94	1			
25	146	16	122		8	143	11	4	138	136	7	119	51.41	3	11.666		
26	42	9	31		2	40			40	40		30	47.80	6	11.666		
27	21	9	10		2	21			19	19		10	43.70	7	14.000		
28	3	1	2			3			3	3		2					
29	2																
30	34	2	31		1	33			33	33		31	45.29	1			
31	139	12	120		7	138			132	132	5	117	66.91	6	15.466		
1047	1	28	15	10		3	28			25	25		10	59.70	9	10.277	

<sup>1</sup>For renter-occupied dwelling units and vacant nonseasonal not dilapidated units, for rent.  
<sup>2</sup>For owner-occupied dwelling units and vacant nonseasonal not dilapidated units, for sale only.

## HOUSING—BLOCK STATISTICS

Table 3.—CHARACTERISTICS OF HOUSING FOR CENSUS TRACTS, BY BLOCKS: 1950—Con.

Census tract	Block	All dwelling units by occupancy and tenure					All dwelling units by condition and plumbing facilities			Occupied dwelling units			Contract monthly rent <sup>1</sup>		Value of one-dwelling-unit structures	
		Total	Owner occupied	Renter occupied	Vacant non-seasonal not dilap., for rent or sale	Other vacant and non-resident	Number reporting	No private bath or dilap.	No running water or dilap.	Total	Persons per room		Number reporting	Average monthly rent (dollars)	Number reporting	Average value (dollars)
											Number reporting	1.51 or more				
1047	2	23	15	7		1	23			22			7	4 3.00	13	11,638
	3	9	5	4			9			9			4	4 5.00	3	10,833
	4	26	22	4			26			26			4	5 5.75	19	11,184
	5	12	9	3			12	1	1	12			3	5 5.66	7	10,428
	6	15	11	2			15			13			4	4 9.25	9	11,444
	7	28	23	5			27			28			3	6 9.00	19	12,473
	8	24	23	1			24			24			1		19	10,142
	9	30	26	4			30			30		2	4	4 9.50	24	10,458
	10	14	14				14			14			1		12	12,416
	11	7	5	2			7			7			1		3	15,000
	13	1														
	14	48	40	8			47			48			6	3 9.16	35	11,328
	15	46	40	6			46			46			6	6 7.50	39	13,102
	16	28	22	6			28			28			5	8 1.00	19	15,000
	17	1														
	18	2														
	19	1														
	24	32	30	2			32			32		1	2		25	12,340
	25	1														
	29	2														
	36	17		17			17			17			17	7 0.05		
	37	1														
	38	5	5				5			5					5	23,600
	39	1														
	41	13	13				13			13					9	21,555
	42	8	8				8			8					8	28,000
	43	1														
	44	3	3				3			3		1			2	
	45	5	5				5			5					5	50,000
	46	18	17	1			18			18			1		16	23,687
	47	8	8				8			8					7	18,857
	48	10	10				10			10					10	16,000
	49	1														
	50	69	2	66		1	68			68			64	6 5.93	1	
	51	24	17	7			24			24			7	6 4.85	14	10,928
	52	19	14	5			19			19			5	5 8.00	11	12,454
	53	21	13	8			21			21		1	7	5 7.85	10	11,600
1059	1	10	9	1			10			10			1		9	16,666
	4	4	3	1			4			4			1		2	
	5	14	11	3		2	12			12					11	11,272
	6	16	13	3			16			16			4	10 0.00	8	10,500
	7	23	12	11			23			23			11	10 0.90	3	16,166
	8	5	4	1			5			5			1		8	
	9	2														
	10	7	7				7			7					3	20,000
	12	33	32	1			33			33			1		27	11,377
	13	23	22	1			23			23			1		21	12,380
	14	2														
	15	12	12				12			12					11	11,272
	17	6	5	1			6	1	1	6			1		3	13,000
	18	42	13	28		1	41			41			28	8 9.64	4	15,500
	19	21	13	8			21			21			13	10 3.07	6	13,000
	20	7	5	2			7			7			2		4	11,750
	21	2														
	22	18	18				18			18					18	15,750
	23	44	30	12		2	44			42		1	12	9 2.50	29	13,510
	24	6	6				6			6			6	14 6.66	6	14,666
	26	40	34	6			40			40			5	7 2.00	32	15,156
	27	31	29	2			30			31			2		27	15,500
	28	11	10	1			11			11			1		9	18,888
	29	14	12	2			14		3	14			1		10	17,150
	30	17	16	1			17			17					15	11,833
	31	33	18	15		2	33			31			13	5 8.84	14	13,285
	32	1														
	33	15	12	3			15			15			3	4 1.66	10	19,300
	34	8	8				8			8					8	20,250
	35	3	3				3			3					3	25,000
	36	9	8	1			9			9			1		8	15,750
	37	9	8	1			9			9			1		8	15,750
	38	2														
	39	20	6	14			20			20		1	13	3 6.46	6	17,750
1064	1	8	6	1		1	6	1	1	7					5	13,400
	2	3	3				3			2						
	9	26	21	5		1	26			24			2		13	13,384
	11	15	11	4			15			15					7	7,928
	16	11	7	4			11			10					7	7,928
	18	15	11	4			14			14			4	9 1.25	7	10,785
	21	15	13	2			13			12			3	10 0.00	1	
	22	14	13	1		1	14			14			3	5 3.33	3	12,666
	23	11	8	3			11			14			9	7 7.44	7	
	24	39	19	18		2	38		1	1			2		7	23,142
	27	12	7	4		1	12			37			18	5 0.00	8	14,437
										11			4	5 9.50	3	15,333

<sup>1</sup>For renter - occupied dwelling units and vacant nonseasonal not dilapidated units, for rent.<sup>2</sup>For owner - occupied dwelling units and vacant nonseasonal not dilapidated units, for sale only.

Table 3.—CHARACTERISTICS OF HOUSING FOR CENSUS TRACTS, BY BLOCKS: 1950—Con.

Census tract	Block	All dwelling units by occupancy and tenure					All dwelling units by condition and plumbing facilities			Occupied dwelling units			Contract monthly rent <sup>1</sup>		Value <sup>2</sup> of one-dwelling-unit structures	
		Total	Owner occupied	Renter occupied	Vacant non-seasonal not dilap., for rent or sale	Other vacant and non-resident	Number reporting	No private bath or dilap.	No running water or dilap.	Total	Persons per room		Number reporting	Average monthly rent (dollars)	Number reporting	Average value (dollars)
											Number reporting	1.51 or more				
1064	28	25	14	9	1	1	24	1	23	23	1	9	59.11	8	16,750	
	34	9	4	4	1	1	9		8	8	4	79.75	1			
	35	6	3	3			6		6	6	3	94.33	1			
	36	1					1									
	37	3	1	1	1		3		2	2		1		1		
1072	10	46	13	1	1	31	46	5	14	14				14	2,464	
	14	35	18	11	4	2	33	1	29	29	1	10	38.00	12	4,416	
	15	4	1	3			3	2	4	3				3	3,766	
	17	4	5			1	4		3	3				5	3,700	
	19	11	5	1		5	11		6	6		1		2	5,285	
	20	20	3	6		11	20	6	9	9	2	6	59.00	2		
	26	23	8	4		11	22	3	12	12		4	33.75	7		
	28	1					1									
	30	7	3	4			6	1	7	7		3	41.00	2		
	34	20	13	6		1	19	4	19	18	1	4	40.00	6	4,416	
	35	7	5	1		1	7		6	6		1		4	5,625	
	36	27	10	8		4	22	1	18	18		7	39.28	8	4,500	
	37	26	15	4		7	25	4	19	19		4	27.00	13	4,484	
	38	38	13	5		20	37	3	18	18		4	45.00	11	4,772	
	39	49	16	8		25	48	12	24	24	4	7	31.14	14	5,057	
	40	43	21	10		12	42	4	31	31		10	43.00	20	4,055	
	41	23	12	3		8	23	3	15	15		11		11	5,911	
	42	162	120	28	6	8	159	3	148	148		25	41.00	103	4,738	
	43	34	11	10		13	30	4	21	21	2	9	29.77	3	3,333	
	44	16	3	3		10	11	3	8	8		3	65.00	3	4,000	
	45	27	7	8		12	26	7	15	15	2	8	48.12	5	5,800	
	50	16	10	6		12	16	1	12	12		5	36.00	7	6,642	
	51	21	17	2		2	20	3	19	19	1	1		16	4,218	
	52	29	13	1		15	29	7	14	14	1	1		13	5,115	
	53	23	17	3		3	22	3	20	20		3		15	4,866	
	54	55	39	5		11	53	2	44	43	4	5	33.33	36	4,902	
	55	49	36	7		7	47	7	42	42		5	44.00	32	5,296	
	56	47	37	7		7	44	6	40	40		3	45.40	32	5,488	
	57	65	41	8		16	62	11	49	49	1	8	30.00	36	4,888	
	58	54	28	12		14	52	20	40	39	1	10	31.87	40	5,462	
	59	100	55	16	1	28	98	9	71	69	1	16	46.80	25	5,180	
	60	5	4				5		5	5		1		48	5,220	
	61	20	10	5		5	20	1	15	14		4		10	5,550	
62	3	2			1	3	1	2	2				2			
1081	11	4				4		4	4					4	14,750	
	12	14	13	1		14		14	14		1		13	15,000		
	31	18	16	2		17		18	18		2		15	14,733		
1083	1	7	7			7		7	7					7	15,000	
	2	13	12	1		13	1	13	13	1	1		12	15,833		
	3	17	17			17		17	17				15	14,733		
	4	21	21			21		21	21				19	15,868		
	5	20	19		1	20		19	19				17	15,264		
	6	27	26	1		27		27	27		1		23	15,369		
	7	24	22	2		24		24	24		2		20	13,310		
	8	9	9			9		9	9				8	13,000		
	9	22	22	2		22		22	22		22	90.18	43	12,220		
	11	44	42	2		44		42	42					32	11,931	
	12	32	32			32		32	32		1			25	12,800	
	13	26	25	1		26		26	26			1		24	12,562	
	14	25	24		1	25		24	24					21	11,233	
	15	21	21			21		21	21					25	12,672	
	16	28	26	2		28		28	28					13	11,000	
17	50	46	3		50	3	50	50		1	33	48.21	25	11,328		
18	15	15			15		15	15		1			13	11,000		
19	27	27			27		27	27		1			25	11,328		
20	54	51	3		54	1	54	54		4	41	43.46	12	11,000		
1091	2	1				1		1	1					4	22,500	
	3	4	4			4		4	4					6	20,500	
	4	6	6			6		6	6					7	19,750	
	5	9	9	3		9		9	9		1			4	19,944	
	6	11	11		2	11		11	11					9	21,181	
	7	13	12	1		13		12	12		1	5	70.80	6	20,000	
	8	12	7	5		12		7	7					2		
	9	3	2	1		3		3	3					2		
	10	21	9	12		21	3	21	21		1	12	71.41	4	23,500	
	11	15	11	4		15		14	14			3	70.00	9	18,722	
	12	11	10	1		11		11	11			1		8	13,500	
	13	6	5	1		6		6	6			1		5	17,200	
14	8	7		1	8		7	7					7	15,142		
15	21	12	9		21		21	21			9	57.55	10	16,150		
16	6	5	1		6		6	6			1		5	14,800		
17	1				1		1	1								

<sup>1</sup>For renter - occupied dwelling units and vacant nonseasonal not dilapidated units, for rent.  
<sup>2</sup>For owner - occupied dwelling units and vacant nonseasonal not dilapidated units, for sale only.

HOUSING—BLOCK STATISTICS

Table 3.—CHARACTERISTICS OF HOUSING FOR CENSUS TRACTS, BY BLOCKS: 1950—Con.

Census tract	Block	All dwelling units by occupancy and tenure					All dwelling units by condition and plumbing facilities			Occupied dwelling units			Contract monthly rent <sup>1</sup>		Value <sup>2</sup> of one-dwelling-unit structures		
		Total	Owner occupied	Renter occupied	Vacant non-seasonal not dilap., for rent or sale	Other vacant and non-resident	Number reporting	No private bath or dilap.	No running water or dilap.	Total	Persons per room		Occupied by non-white	Number reporting	Average monthly rent (dollars)	Number reporting	Average value (dollars)
											Number reporting	1.51 or more					
1091	18	5	5						5	5					5	17,000	
	19	3	1	2				3	3				2		5	14,060	
	20	7	6	1				7	7				1		9	15,333	
	21	9	9					9	9						7	13,785	
	22	7	7					7	7						5	14,800	
	23	15	10	5				14	14	2		1	4	67.50	7	14,800	
	24	41	12	28	1			41	40				28	71.10	11	17,590	
	25	15	14	1				15	15				1		13	18,576	
	26	15	14	1				15	15				1		13	23,615	
	27	9	9					9	9						8	26,187	
	28	14	13	1				14	14				1		12	23,625	
	29	3	3					3	3						3	25,833	
	30	5	3	1		1		5	4						2		
	31	1															
	32	1															
	33	2															
	37	17	17					17	17							17	20,911
	38	9	8	1				9	9						7	18,928	
	39	10	9	1				10	10				1		9	21,000	
	40	16	16					16	16						16	24,656	
41	9	6	3				9	9						6	23,583		
42	33	28	5				33	32				3	128.33	26	18,223		
43	26	25	1				26	26				1		24	12,679		
44	21	21					21	21						21	13,547		
1097	1	24	20	3	1		24	23	23				2		18	15,027	
	3	2															
	4	8	6	1		1	8	7	7				1		4	9,875	
	5	32	27	5			32	32	32		1		5	65.20	25	14,072	
	6	22	22				21	22	21						21	15,071	
	7	7	7				7	7	5						6	14,500	
	8	34	33		1		33	33	29						30	9,616	
	9	41	36	4	1		39	40	37					5	74.60	29	11,068
	10	22	20	2			20	22	21				2		17	12,864	
	11	41	25	15		1	40	40	40				2	14	53.57	13	12,807
	12	46	32	13		1	45	45	44		1		11	46.54	16	10,812	
	13	12	11	1			11	12	12						8	15,500	
	14	3	2	1			3	3	3						1		
	15	17	17				17	17	16						17	15,088	
	16	16	16				16	16	16						16	11,156	
	17	8	5	1	1	1	8	6	6						3	22,333	
	18	9	8	1			9	9	9						7	14,071	
	19	12	12				12	12	12						12	11,791	
	20	3	3				3	3	3						3	19,333	
	21	10	10				10	10	10						10	18,150	
	22	19	17	1	1	1	19	18	18						2	15	16,766
	23	7	4	2		1	7	6	6						2		
	24	6	5	1			6	6	6						5	17,900	
	26	10	4	6			10	10	10						6	48.66	
	27	14	2	12			14	14	14				10	47.60	1		
	28	10	5	5			10	10	10		1		5	43.00	5	17,100	
	29	23	11	9	1	2	23	20	20	2	2		8	62.75	8	12,750	
	30	17	15	1	1		17	16	16				1		14	15,478	
	31	12	8	4			12	12	12				3	87.33	7	18,857	
	32	11	7	4			11	11	11	2	2		3	49.33	4	13,500	
	33	5	4			1	5	4	4						3	14,333	
	34	16	14	1	1		16	15	15				2		12	14,833	
35	13	8	5			13	13	13						3	12,666		
36	20		20			20	20	20				18	116.11				
37	20	1	19			19	20	20									
38	14	6	8			12	14	13				6	42.66	2			
39	33	24	8		1	32	32	32		1		8	61.00	13	10,230		
40	28	26	2			25	28	28				1		18	10,211		
41	23	21	2			22	23	18				2		21	13,285		
42	21	20	1			20	21	20						18	12,500		
43	28	16	10	2		28	26	25				12	117.91	16	12,625		
1099	1	27	24	3		22	27	27					2		24	9,125	
	2	57	52	4	1	48	56	56					4	36.75	51	7,823	
	3	64	56	8		50	64	63				3	50.16	51	7,901		
	4	53	51	2		39	53	53				2		51	8,309		
	5	49	48	1		48	49	48					1		48	8,595	
	6	90	47	42		79	89	89				5		39	35.74	44	11,534
	7	63	15	48		60	63	63				2		48	41.91	12	8,466
	8	31	23	8		29	31	31					7	40.85	22	8,009	
	9	47	33	14		47	47	47					13	55.61	26	7,373	
	10	47	43	3	1	43	46	46				1	3	61.66	42	7,035	
	11	50	44	6		49	50	49					6	38.16	41	7,068	
	12	49	46	1	2	49	47	47							48	7,066	
	13	48	43	4	1	48	47	47			1				4	43.50	
	14	51	45	6		51	51	51					6	56.16	44	7,306	
	15	30	16	10	4	30	26	26					13	118.84	16	12,312	
	16	1															
	17	43	27	14	2	43	41	41					16	114.81	26	11,011	

<sup>1</sup>For renter - occupied dwelling units and vacant nonseasonal not dilapidated units, for rent.  
<sup>2</sup>For owner - occupied dwelling units and vacant nonseasonal not dilapidated units, for sale only.

Table 3.—CHARACTERISTICS OF HOUSING FOR CENSUS TRACTS, BY BLOCKS: 1950—Con.

Census tract	Block	All dwelling units by occupancy and tenure					All dwelling units by condition and plumbing facilities			Occupied dwelling units			Contract monthly rent <sup>1</sup>		Value <sup>2</sup> of one-dwelling-unit structures		
		Total	Owner occupied	Renter occupied	Vacant non-seasonal not dilap. for rent or sale	Other vacant and non-resident	Number reporting	No private bath or dilap.	No running water or dilap.	Total	Persons per room		Number reporting	Average monthly rent (dollars)	Number reporting	Average value (dollars)	
											Number reporting	1.51 or more					Occupied by non-white
1099	18	36	33	3		36			36	36		3	48.33	31	10,596		
	19	40	38			40			40	40		2		37	10,472		
	20	60	59	1		60	1	1	58	58	5	48	38.00	39	10,166		
1111	2	1															
1113	2	17	16	1		17			17	17		1		15	20,100		
	3	26	25		1	26			25	25				24	10,854		
	4	13	10	2		12			12	12		2		11	11,909		
	5	13	11	2		12			13	13				12	10,916		
	6	22	20	2		19	3		20	20	3	18	17	34.70			
	7	25	23	2		25	1		25	24		6	52.12	12	11,500		
	8	11	10	1		11	1	1	11	10		1		9	14,033		
	9	17	15	2		16			17	16		2		15	12,866		
	10	23	19	4		23			23	22		3	49.66	16	14,656		
	11	8	8			8	1	1	8	8	1			7	13,500		
	12	5	3	2		5			5	5		2		1			
	13	15	12	3		15			15	15		3	75.00	11	24,681		
	14	8	7	1		8			8	8		1		7	21,500		
	15	1				1			1	1							
	16	7	7			7			7	8					6	11,916	
	17	25	22	3		25			25	25		1		3	76.66	21	16,261
	18	8	7	1		8			8	8		1		4	15,000		
	19	13	10	3		12			13	12		3	58.33	6	20,500		
	20	26	21	5	1	24	2	2	25	19	1	3	50.33	5	15,000		
	21	6	5	1		6			6	6		1		5	10,800		
	22	16	15	1		15			16	15		1		13	12,000		
	23	31	20	11		30			31	31		10	66.20	11	11,194		
	24	11	10	1		11			11	10		1		7	19,285		
25	8	4	4		8			8	8		4	80.00	4	25,500			
26	11	10	1		11	1	1	11	11		5	43.80	3	16,666			
27	3	3			3			3	2		1		1				
28	9	9			9			9	9				9	19,111			
29	8	8			8			8	8		1		7	15,857			
30	13	11	2		13			13	13		2		9	22,333			
31	4	4			4			4	4		3		3	20,666			
32	12	11	1		12			12	12		1		10	28,800			
33	1				1			1	1								
34	2				2			2	2								
37	11	10	1		11			11	11		1		10	14,250			
38	11	9	2		11		2	11	9				7	18,285			
39	10	9	1		10			10	6		1		4	17,250			
40	13	10	3		13			13	10		2		5	11,360			
41	13	10	3		13			13	13		4	62.75	5	10,700			
42	12	9	3		12			12	12		3	65.00	6	11,666			
1123	1	26	11	14	1	26	9	9	25	25	1	12	15	33.80	7	6,500	
	2	24	11	11		24	3	3	24	24			11	40.36	6	8,416	
	4	11	5	6		11			11	11		6	59.00	3	14,333		
	5	2				2			2	2							
	6	17	8	9		17			17	16		9	56.44	3	14,000		
	7	32	13	19		32			32	32		19	54.21	5	8,400		
	8	43	14	29		43	1		43	43	1	3	33.03	6	13,250		
	9	16	7	9	1	15			14	14		8	47.50	5	10,000		
	10	14	9	5		14			14	14		5	83.00	8	13,500		
	11	18	13	5		18	3	2	18	18	2	5	62.80	10	10,050		
	12	27	9	18		26			27	27	1	18	35.94	2			
13	3				3			3	3		2						
14	52	4	48		52			52	52		41	71.55	7	16,500			
15	21	11	10		20			20	20		10	85.50	2				
16	46	1	45	1	44			44	43	2	37	45.48	1				
17	24	4	20		24		2	24	23	1	18	43.94	1				
18	39	1	38		39			39	39		27	48.77	8	10,312			
19	27	1	26		27			27	26	1	20	37.00	3	20,666			
20	13	4	9		13			13	13	1	8	40.00	3	10,666			
21	5	3	2		5			5	5		1		2				
22	12	12			12			12	12				12	14,458			
23	17	12	5		16			17	16		4	71.25	11	9,454			
1129	1	14	11	2	1	14			13	13	1	3	44.33	8	13,062		
	2	19	13	6		19			19	19		4	58.75	12	12,825		
	3	16	11	5		16			16	16		6	60.00	4	14,625		
	4	14	11	3		14			14	14		2		10	15,150		
	5	10	9	1		10		1	10	8		2		5	18,000		
	6	9	9			9			9	8				8	15,187		
	8	11	10	1		11			11	11		1		8	15,062		
	9	25	22	3		24			24	24		3	76.66	19	14,894		
	10	17	12	5		16			16	16		4	83.75	12	19,833		
	11	22	17	5		22	1	1	22	22	1	5	71.60	14	13,357		
	12	23	18	5		23			23	23		5	72.80	16	14,214		

<sup>1</sup>For renter-occupied dwelling units and vacant nonseasonal not dilapidated units, for rent.  
<sup>2</sup>For owner-occupied dwelling units and vacant nonseasonal not dilapidated units, for sale only.



HOUSING—BLOCK STATISTICS

Table 3.—CHARACTERISTICS OF HOUSING FOR CENSUS TRACTS, BY BLOCKS: 1950—Con.

Census tract	Block	All dwelling units by occupancy and tenure					All dwelling units by condition and plumbing facilities			Occupied dwelling units			Contract monthly rent <sup>1</sup>		Value <sup>2</sup> of one-dwelling-unit structures		
		Total	Owner occupied	Renter occupied	Vacant non-seasonal not dilap., for rent or sale	Other vacant and non-resident	Number reporting	No private bath or dilap.	No running water or dilap.	Total	Persons per room		Occupied by non-white	Number reporting	Average monthly rent (dollars)	Number reporting	Average value (dollars)
											Number reporting	1.51 or more					
1129	13	49	11	33	4	1	49			44	44		38	93.05	6	16,250	
	14	25	14	9	2		25	2	2	23	23		10	69.40	8	10,625	
	15	7	7				7			7	7				7	19,285	
	16	19	17	2			18			19	18		2		14	17,428	
	17	12	11	1			8			12	12		1		10	20,700	
	18	17	13	4			17			17	17		4	58.00	11	18,227	
	19	19	1	18			1			19	17		17	113.88			
	20	16	7	9			12			16	16		9	105.22	5	24,200	
	21	9	9				8			9	9				8	15,062	
	22	29	5	24			29			29	28	1	1	22	72.36	2	
	23	12	8	4			12			12	12		4	64.50	4	14,500	
1133	1	11	9	1		1	11			10	10		1		7	10,000	
	2	98	1	89	1	7	94	2	2	90	90	2	89	86.96			
	3	68	8	60			68			68	68		60	90.38	7	10,000	
	4	9	9				9			9	9				9	12,500	
	5	31	19	12			30			31	31	1	12	47.16	9	13,000	
	6	26	13	9	2	2	26			22	22		11	108.63	12	13,233	
	7	38	5	30	3		38			35	35		33	98.24	4	12,500	
	10	24	21	3			23			24	24		3	90.00	20	11,500	
	11	32	32				32			32	32				32	11,218	
	12	30	26	4			29			30	30		3	55.00	33	14,586	
	13	23	20	3			21			23	23		3	96.00	17	15,382	
	14	14	13	1			14			14	14		1		13	10,461	
	15	16	16				16			16	16				15	10,000	
	16	13	12	1			12			13	12	1	1		10	10,000	
	17	22	20	1		1	21			21	21		1		19	10,000	
	18	18	18				18			18	18				17	9,241	
	19	12	4	8			12			12	12	1	8	53.12	4	10,000	
	20	4	4				4			4	4				4	10,000	
	21	18	17	1			18			18	18		1		16	10,000	
	22	20	14	5		1	19			19	19		5	61.00	8	10,000	
	23	11	11				11			11	11				11	10,000	
	24	12	9	3			11			12	12		3	63.33	8	16,812	
	25	10	10				9			10	10				10	14,550	
1139	2	6	6				6			6	6				6	16,666	
	3	25	21	4			25			25	25		3	80.00	15	12,066	
	4	22	16	4	2		22			20	20		3	78.33	13	12,738	
	5	16	15	1			16			16	16		1		14	17,607	
	6	39	33	5	1		37			38	37		4	70.50	27	15,988	
	7	20	17	3			20			20	20	1	3	72.66	16	16,645	
	8	39	34	4	1		39	1	1	38	38		4	62.25	28	13,221	
	9	46	12	34	1		45			46	46	4	32	58.65	10	12,650	
	10	8	6	1		1	8			7	7		1		4	10,250	
	11	1															
	12	17	6	10	1		17			16	16		10	111.50			
	13	43	2	41			42			43	43	1	40	84.37	2		
	14	67	14	53			65			67	67	3	53	76.37	8	14,500	
	15	39	13	25		1	39			38	38		25	63.00	8	16,125	
	16	34	2	31	1		33			33	33	2	31	64.38	1		
	18	14	6	7	1		14			13	13		7	109.28	2		
	19	27	5	21	1		27			26	26		22	79.68	3	14,000	
	20	6	4				6			6	6				2		
	21	2					2			2	2				3	16,000	
	22	3	3				3			3	3				3	16,000	
	23	13	7	5	1		13			12	12		6	63.33	4	10,000	
	27	8	3	2	1	2	8			5	5		2		2		
	28	10	4	5		1	10			9	9		5	100.00	3	14,666	
	29	46	1	43	2		46			44	44	3	45	62.02			
	30	1					1										
	31	148	39	92	16	1	148	1	1	131	131	5	94	87.84	39	12,038	
1141	3	8	7				7			7	5				7	16,000	
	4	27	27				20			27	24		1		26	17,153	
	5	2															
	6	17	13	4			15			17	17		4	58.75	9	17,111	
	7	5	4	1			2			5	4		1		4	16,750	
	8	16	15	1			11	1		16	16		1		15	12,933	
	9	35	33	1		1	28	1		34	33		1		26	13,730	
	10	24	22	1		1	23			23	22				20	16,350	
	11	39	37	2			33			39	39		2		35	17,328	
	13	20	19	1			19			20	19	1	1		17	12,723	
	14	1															
	15	26	23	3			26			26	26		3	60.00	23	16,539	
	16	32	27	5			32			32	32		5	70.60	23	17,456	
	17	22	21	1			22			22	22		1		20	20,975	
	18	33	29	3		1	28			32	32	1	3	73.33	22	18,272	
	19	49	48	1			44	1	1	49	49		1		42	14,809	
	20	50	45	3		2	50			48	48		2		43	11,330	
	21	23	21	2			23			23	23	1	2		16	16,281	
	22	15	15				14			15	15				14	16,464	
	23	22	21	1			22			22	22		1		19	17,289	

<sup>1</sup>For renter-occupied dwelling units and vacant nonseasonal not dilapidated units, for rent.  
<sup>2</sup>For owner-occupied dwelling units and vacant nonseasonal not dilapidated units, for sale only.

Table 3.—CHARACTERISTICS OF HOUSING FOR CENSUS TRACTS, BY BLOCKS: 1950—Con.

Census tract	Block	All dwelling units by occupancy and tenure					All dwelling units by condition and plumbing facilities			Occupied dwelling units			Contract monthly rent <sup>1</sup>		Value <sup>2</sup> of one-dwelling-unit structures	
		Total	Owner occupied	Renter occupied	Vacant non-seasonal not dilap., for rent or sale	Other vacant and non-resident	Number reporting	No private bath or dilap.	No running water or dilap.	Total	Persons per room		Number reporting	Average monthly rent (dollars)	Number reporting	Average value (dollars)
											Number reporting	1.51 or more				
1141	24	24	19	4		1	24			23	23					
	25	25	23	2			25			25	25		77.00	17	14,823	
	26	11	10	1			11			11	11			21	14,428	
	27	22	17	5			22			22	22			10	13,600	
	28	42	34	5		1	39			39	39			14	13,985	
	29	38	28	9		1	35	1	1	37	34		86.00	28	14,214	
	30	38	32	6	1		38			38	38		491.6	25	12,360	
	31	33	32	1			32			33	32	1	801.2	24	14,708	
	32	32	30	2			32			32	32		78.33	29	14,293	
															29	14,293
															27	14,981
	1147	1	31	28	3			29			31	29				
2		30	18	12			30	1		30	30			12	11,984	
3		62	49	13			62	1		62	62	1	71.08	17	14,870	
4		42	30	8	4		40			38	38		57.81	32	10,759	
6		26	19	7			24			26	25		71.87	12	13,166	
7		29	21	8			29			29	29		78.00	13	18,076	
8		14	13	1			14		1	14	13		66.12	15	17,033	
9		11	9			2	10			9	7			10	23,700	
10		7	4	3			7			7	5			8	23,375	
11		28	28				28			28	28			2	27,700	
															4	27,700
															28	16,164
12		16	11	5			16			16	16		89.20	9	21,055	
13		16	12	4			16			16	16		67.50	9	16,000	
14		34	30	3		1	34			33	32		92.00	26	15,692	
15		48	30	16	2		46			46	45		74.28	27	15,240	
16		47	25	20	2		47			45	44		77.00	14	13,535	
17		31	26	4	1		30			30	20		71.66	23	20,934	
18		27	24	1	2		25			25	19			20	20,900	
19	26	26	1			26			26	24			24	20,583		
1151	1	37	18	17	2		37			35	35	1		17	18,558	
	3	25	16	9			25			25	25		64.52	14	12,071	
	4	20	14	6			20			20	20		59.22	14	12,071	
	5	20	17	3			20			20	20		58.00	12	12,875	
	6	17	17				17			17	17		60.00	13	16,076	
	7	14	13		1		14			13	13			14	14,794	
	8	16	16				16			16	16			14	19,500	
	9	16	16				16			16	15			15	19,500	
	10	24	23	1	1		24			24	15			16	20,531	
	11	25	23	2			23			23	23			21	18,857	
							23			25	24			2	25,476	
	12	24	23	1			24			24	23			1	24,272	
	13	20	19	1			19			20	19			1	20,000	
	14	40	32	8			39			40	40		62.75	18	20,000	
	15	57	35	22			57	1	1	57	57		59.77	22	14,630	
													22	15,500		
1155	1	28	21	7			28	1		28	27			6	57.50	
	2	23	20	3			23	1	1	23	23			3	60.00	
	3	23	18	5			23			23	23			5	82.00	
	4	25	18	6		1	24	2		24	23			5	71.00	
	5	26	24	2			25			26	25			2	88.44	
	6	21	12	9			20			21	20			8	69.75	
	7	52	36	14		2	52			50	50	1		14	54.42	
	8	26	26				26	1		26	26			27	11,222	
	9	119	15	103	1		117			118	117	1		101	40.70	
	10	63	17	45	1		63			62	62	12		45	42.73	
															14	15,857
	11	168	3	164		1	166			167	166	4		158	52.79	
	12	22	10	12			22			22	22			11	55.90	
	13	20	11	9			20			20	20			9	55.33	
14	34	22	12			34			34	34			10	62.50		
														12	13,583	
1157	1	18	12	5	1		18			17	16			5	47.20	
	2	19	16	3			19			19	18			3	58.00	
	3	18	14	4			17			18	18			2	11,318	
	4	20	20	8		1	28	2		28	27			8	18,090	
	5	24	21	3			23			24	24			8	69.37	
	6	18	15	3			18			18	18			3	59.00	
	7	28	22	6			28			18	18			2	16,307	
	8	16	11	5			15	2		28	28			5	70.00	
	9	9	6	3			8			16	16			4	50.50	
	10	27	20	7			27			9	9			3	48.33	
										27	27			5	66.20	
	11	24	22	2			24			24	24			2	13,575	
	12	18	13	5			18			18	16			5	16,750	
	13	11	10	1			10	4		11	10			10	15,400	
	14	23	14	9			23			23	23			8	10,954	
	15	7	6	1			7	2		7	6			1	19,083	
	16	12	12				12			12	12			1	17,291	
	17	12	11	1			12			12	12			10	20,400	
	18	8	6	2			8			8	8			2	27,750	
	19	5	5				5			5	5			4	27,750	
20	11	9	2			10			11	11			2	20,714		
														7	20,714	
21	41	16	22	1	2	41			38	38			21	69.14		
22	4	2	2			4			4	4			1	9.636		
23	12	4	8			12			12	12			8	43.50		

<sup>1</sup>For renter - occupied dwelling units and vacant nonseasonal not dilapidated units, for rent.  
<sup>2</sup>For owner - occupied dwelling units and vacant nonseasonal not dilapidated units, for sale only.

HOUSING—BLOCK STATISTICS

Table 3.—CHARACTERISTICS OF HOUSING FOR CENSUS TRACTS, BY BLOCKS: 1950—Con.

Census tract	Block	All dwelling units by occupancy and tenure					All dwelling units by condition and plumbing facilities			Occupied dwelling units				Contract monthly rent <sup>1</sup>		Value <sup>2</sup> of one-dwelling-unit structures	
		Total	Owner occupied	Renter occupied	Vacant non-seasonal not dilap., for rent or sale	Other vacant and non-resident	Number reporting	No private bath or dilap.	No running water or dilap.	Total	Persons per room		Occupied by non-white	Number reporting	Average monthly rent (dollars)	Number reporting	Average value (dollars)
											Number reporting	1.51 or more					
1157	24	22	11	11		22	4		22	22			11	66.63	9	10,833	
	25	9	6	3		9			9	9			3	53.33	2		
	26	19	13	6		19			19	19			5	59.20	10	13,500	
	27	19	9	10		19	1	1	19	19	1		10	47.20	3	14,000	
1159	1	15	14	1		14	1	1	15	15					11	24,545	
	2	57	42	15		57	1	1	57	57			13	788.4	31	17,741	
	3	38	6	32		38			38	38	1	1	32	469.6	4	18,250	
	4	38	17	20	1	33	1	1	37	37			19	482.1	12	15,375	
	5	53	42	11		51	1	1	53	52			11	569.0	15	14,680	
	6	16	11	5		16			16	16			5	840.0	7	14,671	
	7	13	9	4		12	1	1	13	13			3	866.6	5	19,400	
	8	14	8	5	1	14			13	13			5	524.0	7	15,285	
	9	21	18	3		21			21	21			3	500.0	13	12,384	
	10	44	25	19		42	1	1	44	41	1		19	584.7	6	13,833	
	11	43	26	17		43	4		43	42			17	571.1	13	11,699	
	12	17	10	7		17	1		27	27	1	1	9	617.7	7	12,071	
	13	25	18	7		23	1		25	23	1		7	798.5	14	12,857	
	14	20	15	5		20			20	20			5	662.0	9	14,555	
	15	63	23	39		62			62	62	1		39	519.2	17	13,647	
	16	66	27	37	1	66	10	7	64	64			36	562.5	11	9,954	
	17	23	17	5	1	22	3	1	22	22			5	470.0	15	9,933	
1161	1	13	11	2		13			13	13			2		10	21,900	
	2	7	7			7			7	7					6	10,000	
	3	25	16	9		25	1		25	25			9	712.2	12	20,583	
	4	111	46	64	1	110			110	108	3	2	63	618.0	38	14,184	
	5	49	27	18	2	49	17	14	45	45	5		20	590.0	21	16,833	
	6	201	3	196	1	197	14	1	199	198	14	2	190	587.0	1		
1163	1	42	13	29		24	10	10	42	29	6	2	307	569.3	3	10,000	
	2	58	1	57		53	1	1	58	53	2		50	461.2			
	3	31	5	26		24	2		28	24	4	1	218	643.4			
	4	21	11	9		21	1	1	20	20	1		8	850.0	7	17,071	
	5	74	21	51	2	72	8	3	72	72	2	2	48	652.5	18	18,972	
	6	218	4	202	6	206	1		206	205	3		207	1,013.3	2	26,333	
	7	53	4	48		50			52	51	1		49	833.6	3		
	8	56	21	34	1	55	5	2	55	55	1		31	643.8	3	17,333	
	9	25	16	9		23	2		25	24	1		8	701.2	9	14,055	
	10	18	8	8		18	5		16	15	4		8	800.0	5	18,600	
1167	1	34	18	16		15			34	29	1		12	505.0	12	10,541	
	2	8	5	3		7			8	7			3	426.6	2		
	4	33	12	19		22	2		31	31	2		18	425.0	8	13,062	
	5	12	7	5		8			12	9			4	535.0	4	13,500	
	6	18	8	9		12	1		17	16	1		9	770.0	5	11,500	
	7	21	9	12		19			21	20			12	506.6	4	14,500	
	8	47	21	26		46			47	47			25	835.2	2		
	9	80	7	73		79	1	1	80	79	4	2	72	505.4	3	13,666	
	10	24	9	14		23			23	23			14	540.7	3	9,833	
	11	38	7	31		35			38	38	2		30	560.0	7	17,142	
	13	32	7	25		31			32	31			24	462.0	3	12,266	
	14	12	4	8		8			12	8			8	540.0	3	14,666	
	15	27	9	18		21			27	25	1		17	727.0	7	14,714	
	1171	1	57	20	35		54	2	1	55	53	4		32	577.8	7	17,357
		2	52	20	30	2	51			50	49	1		31	543.2	12	22,666
3		145	45	96		142	2		141	136	4	1	93	484.6	24	22,854	
4		25	18	5		25	2		23	19			4	412.5	13	19,769	
5		30	20	10		29	3	1	30	28			9	454.4	9	20,111	
6		21	21			21			21	20	2				15	18,233	
7		16	16			15			16	16					12	15,666	
8		6	2	4		6			6	4			4	585.0	1		
9		12	6	6		12			12	7			4	671.6	4	17,125	
10		20	11	7	1	20			18	18			6	657.1	5	13,100	
11		33	1	32		32	2	2	33	33	3		31	474.5			
12		29	17	11		28	1	1	28	28			10	654.0	4	12,500	
13		1				1			1	1						4	
14		11	9	1		11			10	10			1		4	23,250	
15		11	11			11			11	11					3	16,666	
16		7	5	2		7	1	1	7	7					4	13,000	
18		22	12	10		20			22	22			2		4	13,000	
20		20	4	15		18	3	2	19	22			10	531.0	4		
23		11	4	6		11			11	17			15	402.0	1		
25		2				2			10	10			5	390.0	3	22,333	
26		36	15	21		34	10	10	36	34			19	502.6	7	11,857	
27		22	10	12		20			22	22			10	694.0	4	16,125	
28		37	13	19		37			32	32			19	475.2	7	15,000	
29		14	10	4		13			14	14			4	825.0	6	15,000	
30		133	7	125	1	126	1	1	132	131	12		119	435.6	2		

<sup>1</sup>For renter - occupied dwelling units and vacant nonseasonal not dilapidated units, for rent.  
<sup>2</sup>For owner - occupied dwelling units and vacant nonseasonal not dilapidated units, for sale only.

Table 3.—CHARACTERISTICS OF HOUSING FOR CENSUS TRACTS, BY BLOCKS: 1950—Con.

Census tract	Block	All dwelling units by occupancy and tenure					All dwelling units by condition and plumbing facilities			Occupied dwelling units			Contract monthly rent <sup>1</sup>		Value <sup>2</sup> of one-dwelling-unit structures	
		Total	Owner occupied	Renter occupied	Vacant non-seasonal not dilap., for rent or sale	Other vacant and non-resident	Number reporting	No private bath or dilap.	No running water or dilap.	Total	Persons per room		Number reporting	Average monthly rent (dollars)	Number reporting	Average value (dollars)
											Number reporting	1.51 or more				
1175	1	54	18	36		52			54	54		36	93.00	14	15,628	
	2	38	24	14		37	1	1	38	37		14	86.00	22	16,931	
	3	16	16			15			16	16				14	15,500	
	4	24	20	4		24			24	24		3	80.00	15	16,266	
	5	93	23	69		86		1	92	90	3	68	46.77	16	16,968	
	6	53	26	27		48			53	53		23	59.78	19	12,947	
	7	17	16	1		16			17	17		1		14	21,535	
	8	17	16			17			16	16				16	21,875	
	9	42	19	21	1	35		1	40	40		21	80.14	10	17,540	
	10	94	3	90	1	92			93	93	2	91	63.43			
	11	12	8	4		12			12	12		3	71.33	8	28,687	
	12	11	10			11			11	11	1			10	19,050	
	13	311	3	302	4	2	310	2	2	305	303	10	298	61.29	4	13,150
	14	105	8	92	4	1	97	1	1	100	97	5	92	50.46	3	13,000
	15	25	15	8	1	1	24			23	23		9	70.88	6	13,166
	16	8	7	1		7			8	8		1		3	13,000	
	17	10	6	4		8			10	10		3	53.33	3	11,000	
	18	33	8	24	1	29			32	32		24	89.75	3	12,333	
	20	16	10	6		16			16	15		6	80.00	7	13,285	
	21	14	13	1		14			14	14		1		13	14,846	
	22	29	25	4		29	2	2	29	29		4	150.00	21	14,285	
	23	15	13	2		15			15	15		2		12	13,416	
	24	12	10	2		12			12	12		2		8	16,500	
	25	15	15			15			15	15				15	14,013	
	26	15	11	4		15			15	15		4	66.25	6	14,166	
	27	22	22			22			22	22				22	13,000	
	28	19	18	1		19			19	19		1		18	13,833	
	29	9	9			9			9	9				9	10,000	
	30	4	4			3			4	4				4	12,000	
	31	1														
	32	5	5			5			5	5				5	10,800	
	33	21	19	2		20			21	21		2		18	12,755	
	34	27	25	2		27			27	27		1		24	11,645	
	35	6	6			6			6	6				6	14,583	
	36	15	8	7		15			15	15		7	97.71	8	10,437	
	37	24	15	9		24			24	23		7	75.71	9	14,666	
	38	24	12	12		24			24	24		12	64.50	7	10,642	
	39	49	9	40		48			49	49	3	39	42.43	2		
	40	22	15	7		21			22	22		5	57.00	10	13,100	
	1181	1	28	20	7		28			27	27		7	64.28	12	13,025
2		48	14	33	1	48			47	46		34	77.88	6	13,166	
3		18	10	8		18			18	18		8	72.62	8	12,250	
4		48	15	31	2	48	1		46	46	1	32	85.50	12	15,250	
5		78	5	32	40	77	1	1	37	36		68	86.14	1		
6		84	5	23	55	84			28	28	1	77	75.75	2		
7		10	8	2		10			10	10		2		6	14,166	
8		26	6	20		26			26	26		20	48.75	1		
9		15	12	3		15			15	15		3	56.66	11	15,818	
10		42	33	9		42			42	42		7	79.00	26	11,803	
11		47	44	3		47			47	47		3	247.33	39	14,410	
12		9	6	3		9	1	1	9	9		3	66.66	3	15,666	
13		9	4	5		9			9	9		5	74.80	2		
1185	2	2							7	7		3	73.33	3	14,100	
	3	7	4	3		7			7	7		1		4	14,750	
	4	7	6	1		7			7	7		2		8	14,875	
	5	12	10	2		11			12	12		2		8	12,785	
	6	63	16	46	1	60	1	1	62	62	2	45	43.04	7	12,785	
	7	27	20	7		26			27	26		7	63.14	12	11,541	
	8	33	15	17	1	33			32	32		17	52.88	9	12,333	
	9	32	23	8		31		1	31	30		7	67.28	17	12,264	
	10	54	15	39		49	1	1	54	54	1	39	48.41	10	13,800	
	11	102	16	85		102	2	2	101	101	8	84	51.23	8	13,812	
	12	97	19	74	2	95			93	93	4	68	48.23	8	16,875	
	13	29	22	7		29			29	29		7	65.28	14	18,607	
	1187	1	65	24	41		65	2	1	65	65	14	39	40.05	17	10,764
2		97	23	73	1	97	1	1	96	96	3	71	50.49	18	10,194	
3		36	29	7		36			36	36		6	61.66	19	13,105	
4		22	10	12		22			22	22		12	69.75	9	16,277	
5		15	9	3	3	13			12	12		5	55.40	9	17,444	
6		2														
7		89	20	69		87	2		89	87	4	60	57.45	15	13,186	
8		16	10	6		16	2		16	16		6	77.16	7	13,857	
9		29	20	8	1	27			28	26		4	75.00	19	10,131	
10		57	9	47	1	57	1		56	56	3	47	52.53	3	15,666	
11		41	29	12		41	4		41	40		10	57.60	19	13,052	
12		28	14	14		28			28	28		12	51.75	4	14,125	
1189	1	27	16	11		26			27	27		11	57.09	5	9,300	

<sup>1</sup>For renter—occupied dwelling units and vacant nonseasonal not dilapidated units, for rent.  
<sup>2</sup>For owner—occupied dwelling units and vacant nonseasonal not dilapidated units, for sale only.

Table 3.—CHARACTERISTICS OF HOUSING FOR CENSUS TRACTS, BY BLOCKS: 1950—Con.

Census tract	Block	All dwelling units by occupancy and tenure					All dwelling units by condition and plumbing facilities			Occupied dwelling units			Contract monthly rent <sup>1</sup>		Value <sup>2</sup> of one-dwelling-unit structures		
		Total	Owner occupied	Renter occupied	Vacant non-seasonal not dilap., for rent or sale	Other vacant and non-resident	Number reporting	No private bath or dilap.	No running water or dilap.	Total	Persons per room		Occupied by non-white	Number reporting	Average monthly rent (dollars)	Number reporting	Average value (dollars)
											Number reporting	1.51 or more					
1189	2	39	26	12		1	39	1	1	38	37	1	12	53.66	16	9,812	
	3	33	19	14			28	5	1	33	33	2	14	60.50	9	14,444	
	4	44	20	24			44			44	42		24	64.58	10	12,040	
	5	39	32	7			39	1		39	39		6	55.83	22	11,000	
	6	6	6				6			6	6				6	11,333	
	8	49	29	19	1		49			48	48	1	19	65.89	20	11,325	
	9	52	19	33			52	1		52	51	1	33	45.15	10	11,800	
	10	43	15	28			42			43	38	4	27	53.51	11	14,545	
	11	41	27	13	1		41			40	40		12	65.83	17	13,352	
	12	42	30	10		2	39			40	36	1	10	64.40	22	13,250	
	13	34	17	17			31			34	34		17	57.05	12	17,125	
	14	33	25	8			32	1		33	33	1	8	65.50	13	13,384	
	1191	1	35	16	19			35			35	35		19	44.21	5	10,400
		2	60	29	31			58	1		60	59	1	30	52.10	15	8,246
3		40	21	19			39	1	1	40	39		19	47.21	8	8,625	
4		93	17	76			91	1		93	93	5	74	70.82	11	11,090	
5		75	27	47	1		73			74	74		46	49.04	12	10,000	
6		53	27	25	1		51	3	2	52	52	2	25	46.96	11	10,636	
7		43	27	14	1	1	41			41	39		14	54.14	11	14,027	
8		44	23	21			44			44	41	1	20	41.40	16	10,312	
9		61	16	44	1		60	2	2	60	53	1	39	45.82	3	12,666	
10		45	19	26			45	2	2	45	38	1	24	57.00	10	8,950	
1193	1	40	35	4			40			39	36		4	56.25	30	13,070	
	2	32	25	6		1	32			31	31		3	70.00	21	12,809	
	3	37	31	6			35			37	37		6	72.50	29	16,437	
	4	45	35	10			44			45	43		10	59.40	26	12,903	
	5	44	39	5			43			44	44		5	60.00	30	12,716	
	6	36	23	12	1		34	1		35	35	3	12	76.16	17	14,029	
	7	76	23	51	1	1	56			74	72	2	49	47.38	9	11,700	
	8	114	28	85			75	5	4	111	111	6	84	43.71	13	11,615	
	9	74	32	39	2	1	71	2	2	71	71	5	39	45.74	24	9,725	
	10	85	32	52	1		80	4	1	84	84	1	51	45.68	11	10,272	
1195	1	27	21	6			22			27	27		5	61.40	17	13,147	
	2	35	30	5			29	6	6	35	34		5	41.00	24	12,604	
	3	30	20				29			30	30		30	12.84	30	12,843	
	4	40	34	6			40			40	39		5	60.00	29	12,065	
	5	33	24				27			33	33		9	57.88	20	11,975	
	6	13	9	4			12			13	12		4	66.75	5	11,960	
	7	48	44	3		1	47			47	45		2	40	13,550		
	8	46	33	12	1		40	2	2	45	44	1	13	43.30	24	12,154	
	9	33	22	11			33			33	31	1	1				
	10	61	34	27			60	2	2	61	61	1	26	54.61	13	9,000	
1197	1	1															
1199	1	57	36	19	1	1	56			55	55	3	19	48.68	21	17,047	
	2	44	26	17	1		44			43	42		18	54.50	16	12,906	
	3	55	39	16			55			55	55		16	60.25	22	12,409	
	4	33	28	4	1		33			32	32		3	75.66	21	13,976	
	5	44	22	14	1		44			43	43		13	67.61	21	13,500	
	6	39	26	13			39			39	39	1	12	62.08	12	14,041	
	7	25	16	9			25			25	25		9	59.22	13	15,730	
	8	23	19	4			23			23	23		3	52.33	16	15,187	
	9	19	11	7			19			19	19		1		17	17,054	
	10	22	11	11			22			22	22	1	4	60.50	16	16,312	
1201	1	29	20	9			29			29	29	1	8	48.62	13	11,000	
	2	26	24	2			25			26	26		2		20	11,545	
	3	37	13	18	1		34	1	1	36	35		19	41.84	9	7,633	
	4	59	20	39			50			59	59	2	39	54.92	15	12,266	
	5	40	29	10	1		39	3		39	39	1	10	71.30	19	8,236	
	6	20	17	3			20	2		20	20		3	55.00	14	15,678	
	7	33	24	9			33			33	33		7	63.57	14	17,678	
	8	19	13	6			19			19	19		5	65.40	9	11,111	
	9	16	15	1			16			16	16		1		14	9,928	
	10	7	5	2			7			7	7	1	2		5	16,800	
1203	11	18	6	12			18			18	18		12	69.91	4	17,000	
	12	13	10	3			13			13	13	1	3	70.00	5	6,720	
1203	1	4	4				4			4	4				4	16,500	
	2	32	24	8			32	5	3	32	32		8	43.87	16	10,375	
	3	13	11	2			13			13	13		2		8	14,075	
	4	24	17	7			24	1		24	24		7	64.14	8	10,375	
	5	22	17	5			22			22	22		5	54.60	9	14,333	
	6	8	7	1			8			8	8		5		5	17,200	
	7	25	18	7			25			25	25		7	66.85	11	13,311	

<sup>1</sup>For renter - occupied dwelling units and vacant nonseasonal not dilapidated units, for rent.  
<sup>2</sup>For owner - occupied dwelling units and vacant nonseasonal not dilapidated units, for sale only.

Table 3.—CHARACTERISTICS OF HOUSING FOR CENSUS TRACTS, BY BLOCKS: 1950—Con.

Census tract	Block	All dwelling units by occupancy and tenure					All dwelling units by condition and plumbing facilities			Occupied dwelling units				Contract monthly rent <sup>1</sup>		Value* of one-dwelling-unit structures	
		Total	Owner occupied	Renter occupied	Vacant non-seasonal not dilap., for rent or sale	Other vacant and non-resident	Number reporting	No private bath or dilap.	No running water or dilap.	Total	Persons per room		Occupied by non-white	Number reporting	Average monthly rent (dollars)	Number reporting	Average value (dollars)
											Number reporting	1.51 or more					
1203	8	15	14	1		15			15	15					11	22,000	
	9	29	25	4		27			29	28	1		4	68.75	21	15,157	
	10	6	5	1		6			6	6			1		4	16,000	
	11	20	16	3	1	20	1	1	19	19			3	62.66	11	11,000	
	12	43	23	20		43			43	43			19	411.0	15	11,266	
	13	5	4	1		5			5	5			1		4	16,500	
1205	14	13	9	4		12			12	13	1		1		7	27,142	
	15	21	19	2		21	2		21	21			2	71.25	14	17,285	
	1	73	27	45		70	5	1	72	72	3	3	43	419.0	11	9,181	
	2	42	28	14		42	1		42	42		3	11	48.18	19	8,157	
	3	14	9	5		13	3	3	14	14	1	10	5	29.00	7	8,785	
	4	48	23	24		44	3		47	47		1	5	49.81	10	11,957	
	5	24	6	18		24	2		24	24	2	2	18	52.05	2	9,900	
	6	26	7	18	1	26			25	25		1	19	39.73	5	9,900	
	7	59	19	38	1	59	1	1	57	57	4	4	5	441.3	10	11,200	
	8	56	18	38		56			56	56			37	441.3	12	9,500	
	9	28	16	11		28			27	27			11	61.27	9	7,833	
	10	21	11	10		21			21	21			10	51.30	8	14,687	
1207	11	26	17	8	1	26			25	25			8	55.00	11	9,227	
	12	42	35	6	1	42	2		41	41		2	6	82.50	28	10,085	
	1	34	17	17		33	1	1	34	34	2	2	17	48.52	7	7,714	
	2	56	27	29		56	5	3	56	55	2	1	28	87.78	18	7,555	
	3	31	15	16		31			31	30		3	15	37.60	8	9,250	
	4	37	23	13	1	37			36	36			10	53.10	20	11,725	
	5	19	17	1		19			18	18		1	1	14.38	15	14,386	
	6	34	23	11	1	34			30	30			3	59.83	13	16,576	
	7	25	20	4	1	25			24	24			4	64.33	14	16,714	
	8	23	19	4		23			22	22		1	4	62.50	15	15,933	
	9	24	18	6		24			24	24			5	58.50	11	14,681	
	10	19	11	8		19			19	19			8	62.87	6	17,833	
1215	12	22	16	4	2	22			16	16					17	11,841	
	13	6	4			6			6	6					4	10,000	
	14	1				1			1	1							
	15	2				2			2	2							
	16	8				8			8	8							
	17	7	7			7			7	7					7	11,642	
	18	10	10			10			10	10					10	20,500	
	19	10	10			10			10	10					10	11,950	
	20	14	6	7	1	14		1	14	14					10	10,000	
	21	21	19	1		21			19	19	1				19	9,894	
	22	26	25	1	1	26			25	25			1		25	9,800	
	23	4	3	1		4			3	3					3	9,500	
1223	1	23	17	2	4	18			19	19	1		2		16	13,281	
	2	40	30	9	1	38			39	37			8	62.50	24	13,187	
	3	51	33	18		50			51	50			18	49.94	17	13,176	
	4	39	26	13		38		6	39	39	1		12	49.94	17	11,000	
	5	8	7			8		6	7	7			12	53.33	7	14,000	
	6	23	22	1		23			23	23					14	14,828	
	7	26	25	1		26			23	23					22	15,090	
	8	13	13			13			13	13			1		24	14,648	
	9	2				2			2	2					13	13,500	
	10	3	3			3			3	3					2		
	11	33	23	10		33	3	1	33	33	1		10	51.00	9	9,166	
	12	36	26	10		35			36	35	1		10	56.40	18	9,472	
1223	13	25	20	4	1	24			24	24			5	45.60	17	9,323	
	14	41	35	6		41		1	41	41			5	60.00	23	10,717	
	15	46	37	9		46		1	46	46			9	55.33	23	9,977	
	16	52	23	28		50		1	51	48			27	49.25	9	11,388	
	17	47	35	12		45			47	44			12	55.58	22	9,136	
	18	27	21	5	1	27			26	26			6	44.83	17	11,176	
	19	41	33	8		41			41	41			8	54.62	23	12,586	
	20	68	48	19		64		2	67	64			16	59.43	36	12,180	
	21	36	27	9		34		1	36	36	2		9	46.11	15	10,233	
	22	29	27	2		29			29	29			2		25	10,240	
	23	36	21	14		36		1	35	35			14	50.42	14	11,357	
	24	33	21	12		32			33	33			11	51.36	10	11,900	
25	26	17	8		26			25	25			17	63.70	3	10,333		
26	26	21	5		26			26	26			2		21	11,142		
1223	1	8	4	4		8			8	8			3	36.66	3	9,500	
	2	7	5	2		7	1	1	7	7			2		4	9,750	
	3	2				2			2	2							
	4	2				2			2	2							
	5	3	1	2		3			3	3			1				
	6	19	10	9		19			19	19	3		9	50.00	6	8,000	
1223	7	17	6	10	1	17		1	16	16			9	34.88	1		
	8	19	2	10		18		3	19	19			8	42.50	13	9,300	
	9	17	11	5		16			16	16			4	55.00	8	9,125	
	10	34	16	17	1	34	6		33	33			18	61.50	1		
	11	27	21	6		27	1	1	27	27	1		5	59.00	12	9,266	

<sup>1</sup>For renter—occupied dwelling units and vacant nonseasonal not dilapidated units, for rent.  
<sup>2</sup>For owner—occupied dwelling units and vacant nonseasonal not dilapidated units, for sale only.

Table 3.—CHARACTERISTICS OF HOUSING FOR CENSUS TRACTS, BY BLOCKS: 1950—Con.

Census tract	Block	All dwelling units by occupancy and tenure					All dwelling units by condition and plumbing facilities			Occupied dwelling units			Contract monthly rent <sup>1</sup>		Value <sup>2</sup> of one-dwelling-unit structures		
		Total	Owner occupied	Renter occupied	Vacant non-seasonal not dilap., for rent or sale	Other vacant and non-resident	Number reporting	No private bath or dilap.	No running water or dilap.	Total	Persons per room		Number reporting	Average monthly rent (dollars)	Number reporting	Average value (dollars)	
											Number reporting	1.51 or more					Occupied by non-white
1223	12	36	22	12		2	35	5	3	34	34	2	11	54.54	10	10,600	
	13	7	6	1			7			7	7		1		5	17,200	
	14	39	22	16		1	38	3	3	38	38	1	16	49.00	11	7,890	
	15	18	16	1		1	18			17	17		1		12	14,250	
	16	23	16	6		1	23			22	22	1	4	37.50	12	17,000	
	17	24	19	4	1		24		2	23	23		4	49.50	10	16,500	
	18	11	10	1			10			11	11				8	15,000	
	19	31	20	7	4		29			27	26	1	11	61.45	9	13,722	
	20	15	12	1		2	15			13	13		2		10	14,150	
	21	17	15	2			17			17	17		2		13	13,469	
	22	27	21	4	2		27	1		25	25		5	115.00	20	16,260	
	23	13	5	4	1	2	13	1		10	10		4	28.00	4	13,875	
	24	11	11				11			11	11				11	13,381	
	25	23	16	1	6		23			17	17		1		10	13,187	
	26	8	7	1			8			8	8		1		6	15,916	
	27	4	4				4			4	4				4	15,750	
	28	9	4	4			9			9	9				9	13,644	
	29	12	9		3		12			12	12				10	13,650	
	30	12	11	1			12			12	12		1		9	12,111	
	31	13	11	2			13			13	13		1		5	15,400	
	32	7	5	1		1	7			6	6						
	33																
	34	12	10	2			12			12	12		2		8	12,812	
	35	6	6				6			6	6				6	10,833	
	36	23	2	2			23			23	23		2		17	10,470	
	1227	1	30	17	13		30	6	5	30	30	2	12	37.83	6	8,333	
		2	17	13	3	1	16	1		16	16		2		11	13,727	
		3	15	9	4	2	13			13	13		4	47.25	7	14,142	
		4	29	19	6	4	25	1		25	25		5	35.80	15	11,833	
		5	36	13	23	1	33	3	3	34	34		2	45.45			
		6	6	3	3		6			6	6						
		7	6	4	2		6			6	6					3	14,000
		8	50	21	29		49	1	1	50	50	2	28	43.03	5	12,000	
		9	19	8	8	1	19			19	18	3	9	55.11	3	12,000	
		10	3	3			3			3	3					3	10,666
		11	9	3	2	4		9			5	5		2		2	
12		55	21	14	7	4	34			33	33		13	43.61	9	11,666	
13		26	13	7	4	1	26			25	25		7	44.71	13	12,230	
14		7	4	3			7			7	7	1	4	41.00	3	18,333	
15		25	22	3			25			25	25		3	43.33			
16		9	3	3			9			9	9				3	10,000	
17		9	3	3			9			9	9		1		6	9,166	
18		4	3	1			4			4	4		1		2		
19		9	7	2			9			9	9		2		5	8,800	
20		7	3	2	2		5			5	5		3	70.33	1		
21		15	12	3			15	1	1	15	15	1	3	40.33	8	13,750	
22		11	11				11			11	11				11	13,090	
23		11	5	4			16	1	1	16	16		5	74.00	8	12,125	
24		24	18	4	15		28			28	28		5	12.659	22	12,659	
25		18	18		3		18			18	18		5	53.00	18	11,944	
26		11	9		4		11			9	9				9	13,277	
27		40	37	3			40			40	40		3	42.33	34	13,470	
28		9	7	2			9			9	9		2		5	12,300	
29		11	9	1		1	11			10	10		1		7	10,857	
30		7	6	1			7			7	7		1		5	9,800	
31		9	9				9			9	9				9	15,444	
32		8	6	1		1	8	1	1	7	7		1		3	21,000	
33		2	2				2			2	2						
34		2	1	1			3			3	3		1		1		
1241		3	4	3	1		4	2	1	4	4	2	1		3	6,666	
		5	11	11			11			11	11				10	12,250	
	6	15	14	1		15	1	1	15	15		1		12	14,541		
	7	9	9			9	1	1	9	9		2		9	9,888		
	8	11	10		1	11			10	10		4		8	10,312		
	12	22	22			22			22	22							
	16	45	42	2	1	45			44	44					38	16,013	
	17	33	30	4	8	33			30	30					33	14,151	
	18	34	30	4		33			34	34					30	12,333	
	19	32	20	12		32			32	32		1	4	54.75	9	10,388	
	20	11	7	4		11	1	1	11	11	1	1	3	37.00	3	9,666	
	21	9	8	1		9			9	9		1			7	9,000	
	22	19	12	7		19			19	19		1	7	47.71	9	8,277	
	23	18	18		1	18			18	18		1	10	49.10	5	7,300	
	24	14	11	3		14			14	14		1	2		10	8,700	
	25	46	44	2		46			46	45			1		43	11,879	
	26	42	41	1		42			42	42			1		40	12,025	
	27	58	57	1		58			58	58		1	1		1		
28	62	55	7	1	62			61	61			3	58.33				
29	36	30	6		36			36	36			6	85.83	1			
30	23	23			23			23	23		1	5	49.00	13	9,192		
31	14	14			14			14	14					12	9,708		
32	18	18	2		18			18	18					14	9,071		
33	29	19	10		29			29	29		2	8	43.50	12	8,083		

<sup>1</sup>For renter - occupied dwelling units and vacant nonseasonal not dilapidated units, for rent.  
<sup>2</sup>For owner - occupied dwelling units and vacant nonseasonal not dilapidated units, for sale only.

Table 3.—CHARACTERISTICS OF HOUSING FOR CENSUS TRACTS, BY BLOCKS: 1950—Con.

Census tract	Block	All dwelling units by occupancy and tenure					All dwelling units by condition and plumbing facilities			Occupied dwelling units			Contract monthly rent <sup>1</sup>		Value of one-dwelling-unit structures		
		Total	Owner occupied	Renter occupied	Vacant non-seasonal not dilap., for rent or sale	Other vacant and non-resident	Number reporting	No private bath or dilap.	No running water or dilap.	Total	Persons per room		Occupied by non-white	Number reporting	Average monthly rent (dollars)	Number reporting	Average value (dollars)
											Number reporting	1.51 or more					
1241	34	71	18	50	3	71			68	68	1		51	39.70	1		
	36	10	5	5		10			10	10			5	66.40			
	37	37	27	10		37			37	37			10	105.90			
	38	7	7			7			7	7							
	39	11	10	1		11			11	11			1				
1247	1	51	44	7		49			51	48			5	95.00	33	21.53	
	2	46	42	3		46			45	45			2		34	13.20	
	3	41	33	8		40		1	41	38			1		30	20.87	
	4	29	25	1		29			26	26		1			20	26.02	
	5	6	2	4		6		1	6	6	1		3	79.33	2		
	7	2															
	8	19	16	1	1	18			17	17			1		13	18.92	
	9	55	40	15		53		1	55	55			12	91.91	25	17.86	
	10	61	57	4		58			61	61			3	81.66	37	13.94	
	11	17	15	2		16			17	16					7	12.37	
	12	29	27	2		29			29	29	1		1		6	13.30	
	13	33	31	2		33			33	33			2		30	14.56	
	15	39	39			35			39	38					37	15.87	
	16	16	16			16			16	16					16	16.28	
	17	16	16			16			16	16					16	16.18	
	18	48	47	1		46			48	48			1		45	16.28	
	19	42	41	1	1	41			41	41					42	18.09	
	20	18	15	3		18			18	18			3	56.00	42	17.62	
	21	8	7	1		8			8	8			1		6	19.00	
	22	31	17		12	2	31			17	17			1	16	18.37	
	23	5		1	4		5			1	5				5	16.80	
	24	2			8		2			2	2				2	12.67	
	25	7	5	17		4	7	1		7	5			14	99.21	27	12.67
	26	4		1		2	4			4	4			10	85.10	21	14.23
	27	31	14			1	31		1	31	31	1		5	76.40	22	15.90
	28	41	15			1	41			41	40			11	89.45	24	18.48
	29	19	18			1	19			18	18				18	17.05	
	30	27	27				27			27	24				23	17.78	
	31	5		1		4	5			5	5				4	18.37	
	32	33	33				33			33	32				31	18.09	
	33	33	33				33			33	32				33	18.90	
34	31	31			2	31			31	28		2		29	19.12		
35	31	31				31			31	28				29	19.12		
36	28	28				28			28	25				27	20.40		
37	28	28				28			28	28				23	14.78		
38	26	26			1	26			26	26				23	14.78		
39	12	12				12			12	12				12	16.66		
1257	1	22	15	7		21			22	22		11	7	45.14	10	8.92	
	2	5				5			5	4			5	8.60	5	8.60	
	3	22	20	10		22			22	21	1		9	44.22	8	18.31	
	4	3		1		3			3	3			1		2		
	6	30	23	7		28			30	30			7	58.71	18	81.77	
	7	59	44	14		59			57	56			14	50.28	25	8.92	
	8	4	4		1	4			4	4					3	8.33	
	9	4	4			4			4	4					2		
	10	4	4			4			4	4			2		1	8.00	
	11	14	12	2		14			14	14					8	8.37	
	12	25	21	4		25			25	25					4	7.81	
	13	11	9	2		11		1	11	11		1		4	2	8.62	
	14	13	13			13			13	13					4	9.85	
	15	17	14		3	14			14	14					4	8.50	
	16	10	5	5		10			10	10		1		5	48.40	11	9.50
	17	21	19	2		21			21	20				5	50.00	13	8.76
	18	13	11	2		13			13	13				2	47.20	8	9.18
19	9	4	5		9			9	9				2	57.7	7	9.71	
20	17	10	7		16		1	17	17				7	53.14	7	9.71	
21	34	21	12	1	33			33	33			11	50.72	12	9.29		
22	24	15	8		24			23	23		1		7	45.14	11	8.70	
23	13	8	3	2	13			11	11				5	86.66	6	9.08	
24	20	15	5		20			20	20		1		5	51.60	13	9.15	
25	7	3	4		6			6	6				4	36.25	4		
26	3	3			3			3	3				3	30.00	2		
27	5	4	1		5			5	5				1		4	7.50	
1265	1	22	17	4	1	22		1	21	20			4	63.25	15	15.86	
	2	14	12	1		14			13	13			1		5	15.86	
	3	14	13			13			13	12				9	14.22		
	4	18	14	3		17			17	13			3	41.66	8	13.12	
	5	7	7			7			7	7				6	14.22		
	6	7	7			7			7	7				6	14.22		
	7	18	16	2		18		1	16	15				13	14.22		
	8	26	23	3		26			26	22			3	46.00	10	15.22	
	9	31	21	10		31		1	31	24		1		9	84.55	11	11.00
	10	7	6	1		7			7	7			6	55.83	6		
	11	17	14	3		17			17	17			2		12	11.50	
1265	1	86	49	36	1	83		1	85	85	5		35	75.05	21	9.99	

<sup>1</sup>For renter - occupied dwelling units and vacant nonseasonal not dilapidated units, for rent.  
<sup>2</sup>For owner - occupied dwelling units and vacant nonseasonal not dilapidated units, for sale only.



Table 3.—CHARACTERISTICS OF HOUSING FOR CENSUS TRACTS, BY BLOCKS: 1950—Con.

Census tract	Block	All dwelling units by occupancy and tenure					All dwelling units by condition and plumbing facilities			Occupied dwelling units			Contract monthly rent <sup>1</sup>		Value <sup>2</sup> of one-dwelling-unit structures			
		Total	Owner occupied	Renter occupied	Vacant non-seasonal not dilap., for rent or sale	Other vacant and non-resident	Number reporting	No private bath or dilap.	No running water or dilap.	Total	Persons per room		Occupied by non-white	Number reporting	Average monthly rent (dollars)	Number reporting	Average value (dollars)	
											Number reporting	1.51 or more						
1265	12	50	39	8	1	2	47	1	1	47	47		1	8	53.75	31	9,274	
	13	37	30	6			37			36	36			7	65.00	27	10,111	
	14	36	29	7			35			36	36			7	51.85	23	10,760	
	15	11	10	1			11			11	11	2		1		9	11,444	
1267	2	32	32				32			32	31					22	13,190	
	3	29	28	1			29			29	29		1			21	17,023	
	4	34	34				33			34	34					30	13,050	
	5	34	32	2			31			34	34	1		2		28	13,000	
	6	34	34				33			34	34					33	12,796	
	7	46	35	11			44			46	46	1		11	66.81	26	11,942	
	8	41	37	4			41	2	2	41	41			4	49.50	33	14,166	
	9	48	42	6			44			48	48			6	70.83	40	12,025	
	10	37	26	11			33			37	37	2		11	52.72	17	9,105	
	11	30	28	2			28			30	30			2		27	10,944	
	12	1																
	13	40	34	5		1	36			39	39			5	50.00	27	10,685	
	14	33	30	3			31			33	33			3	65.00	26	10,096	
	15	16	16				16	1	1	16	16					14	12,285	
	1269	6	30	27	3			30			30	30			3	50.00	25	11,440
7		12	12				12			12	12					11	12,545	
8		18	17	1			18			18	18		1		16	13,687		
9		29	25	4			29			29	29		4	68.25	24	10,333		
10		1	1				1			1	1					6	20,500	
1273	2	42	37	5			42			42	42			4	58.75	32	21,671	
	3	24	21	3			24	1	1	24	24			3	56.66	18	20,694	
	4	37	33	4			37	1	1	37	36			3	61.00	24	20,483	
	5	21	21				23			23	23			2		17	23,054	
	6	17	16	1			17			17	17			1		16	27,000	
	7	28	26	2			27			28	28			2		24	26,583	
	8	42	40	2			40	1	1	41	41			1		39	24,179	
	9	6	6		1		6			6	6					6	39,166	
	10	14	14				14			14	14					14	28,107	
	11	33	32	1			33			33	33		1			27	19,444	
	12	28	28				28			28	28					26	24,769	
	13	16	14	1		1	16			15	15			1		13	38,692	
	14	17	15			2	17			15	15					14	39,214	
	15	17	17				16			17	17					15	27,866	
	1275	1	30	28	2			30			30	30			1		25	22,800
2		30	30				30			30	30					29	23,413	
3		28	28				28			28	28					28	20,674	
4		25	23	2			25			25	25	1		2		20	19,200	
5		20	16	4			20			20	20			4	180.00	16	21,750	
6		19	19				19			19	19					19	23,184	
7		33	31	2			33	1	1	33	33			2		27	19,925	
8		21	15	5			20			20	20			6	34.50	13	18,076	
9		27	16	10		1	27			24	24			11	40.90	15	18,200	
10		33	33			3	33			33	33		2			33	20,239	
11		12	11	1			12			12	12			1		8	25,250	
12		19	19				19			19	19					19	25,052	
13		22	21				21			21	21					21	23,952	
14		28	27	1		1	28			28	28			1		25	25,440	
15		29	28	1			29			29	29			1		27	22,022	
16		19	14	5		3	18		1	18	16			1		14	27,428	
17		12	12				12			12	12					12	32,750	
18		11	11				11			11	11					11	27,727	
19		12	11	1			12			11	11					11	22,727	
20		26	25	1		1	25			25	24					23	21,304	
21		28	28				28			28	28					27	19,225	
22		27	27				27			27	27					25	22,480	
23		27	26	1			27			27	27			1		25	23,220	
24		12	10		1	1	11			10	10			1		10	10,800	
25		14	14				14			14	14					14	10,000	
26		14	13				13			13	12					12	10,000	
27		16	7		2		11			7	7				8	11,250		
28		24	21	3			24		1	24	24		1	3	70.00	20	10,000	
29		15	14				14			14	14					14	10,000	
30		30	26	2	1	1	28			28	26			2		23	10,000	
31	24	18	2			19			20	20			2		17	10,529		
32	22	21				21			21	19					19	10,894		
33	11	10		1		11			11	11			1		8	10,000		
34	16	11		1	2	13			12	12			1		13	16,000		
35	24	20	3			23			23	23			3		17	10,000		
36	22	17		2	3	19		1	17	17					19	11,157		
37	1																	
38	8	7		1		8			8	8			1		6	8,916		

<sup>1</sup>For renter - occupied dwelling units and vacant nonseasonal not dilapidated units, for rent.  
<sup>2</sup>For owner - occupied dwelling units and vacant nonseasonal not dilapidated units, for sale only.

Table 3.—CHARACTERISTICS OF HOUSING FOR CENSUS TRACTS, BY BLOCKS: 1950—Con.

Census tract	Block	All dwelling units by occupancy and tenure					All dwelling units by condition and plumbing facilities			Occupied dwelling units			Contract monthly rent <sup>1</sup>		Value <sup>2</sup> of one-dwelling-unit structures	
		Total	Owner occupied	Renter occupied	Vacant non-seasonal not dilap., for rent or sale	Other vacant and non-resident	Number reporting	No private bath or dilap.	No running water or dilap.	Total	Persons per room		Number reporting	Average monthly rent (dollars)	Number reporting	Average value (dollars)
											Number reporting	1.51 or more				
1283	4	16	16						16	16				14	15,535	
1291	3	1														
	10	1														
	18	11							11	10				10	24,480	
	20	11														
	22	12							12	12				11	29,318	
	23	3							3	3				3	48,500	
	24	1														
	25	109		46	62	1	9	1	46	46			108	98.29		
	26	44	43	1			44		44	44			1	43	20,279	
	27	19	19				19		19	19				19	23,605	
	28	3	1		2		3		1	1				1	17,814	
	29	2			1		2		2	2				2	17,869	
	30	2					2		2	2				2	17,764	
	31	19		1			19		19	19				19	18,657	
	32	20		2			20		20	20			1	19	17,250	
	33	26					26		26	26				26	17,013	
	34	23		1			23		23	23				23	17,423	
	35	16			7		16		16	16				16	17,125	
	36	1			4		1		1	1				1	20,283	
	37	12		4	2		12		12	12				12		
	38	13	10		2	1	13		10	10				10	23,730	
	39	1			5		1		1	1				1	25,000	
	40	9					9		9	9				9	25,000	
	41	26		1	2		26		26	26			1	25	22,880	
	42	25					25		25	25				25	22,636	
	43	23		2		1	23		23	23				23	20,477	
	44	26					26		26	26				26	18,550	
	45	27		1		1	27		27	27				27	18,450	
	46	13					13		13	13				13	20,923	
	47	15		97	53		149	5	4	100			148	98.18		
	48	1					1		1	1				1		
	49	179		13	161	1	177	1	1	177			170	97.70		
	50	19					19		19	19				19		
	51	14					14		14	14				14		
	52	4					4		4	4				4		
	53	3					3		3	3				3		
	54	2					2		2	2				2		
	55	2					2		2	2				2		
	56	1					1		1	1				1		
	57	13					13		13	13				13	22,750	
	58	16		2	3		16		16	16			2	10	27,050	
	59	13					13		13	13				13	22,750	
	60	26					26		26	26				26	18,560	
	61	25					25		25	25				25	18,100	
	62	34		2	1	2	34	1	31	31			3	28	18,825	
	63	28					28		28	28				28	16,422	
	64	29					29		29	29				29	16,051	
	65	13					13		13	13				13	15,794	
	66	9					9		9	9				9	15,878	
	67	21		1			22		22	22				21	22,690	
	68	11		2			16		13	12			2	10	27,050	
	69	13					13		13	13				13	22,750	
	70	26					26		26	26				26	18,560	
	71	25					25		25	25				25	18,100	
	72	34		2	1	2	34	1	31	31			3	28	18,825	
	73	28					28		28	28				28	16,422	
	74	29					29		29	29				29	16,051	
	75	13					13		13	13				13	15,794	
	76	9					9		9	9				9	15,878	
	77	21		1			22		22	22				21	22,690	
	78	11		2			16		13	12			2	10	27,050	
	79	13					13		13	13				13	22,750	
	80	26					26		26	26				26	18,560	
	81	25					25		25	25				25	18,100	
	82	34		2	1	2	34	1	31	31			3	28	18,825	
	83	28					28		28	28				28	16,422	
	84	29					29		29	29				29	16,051	
	85	13					13		13	13				13	15,794	
	86	9					9		9	9				9	15,878	
	87	21		1			22		22	22				21	22,690	
	88	11		2			16		13	12			2	10	27,050	
	89	13					13		13	13				13	22,750	
	90	26					26		26	26				26	18,560	
	91	25					25		25	25				25	18,100	
	92	34		2	1	2	34	1	31	31			3	28	18,825	
	93	28					28		28	28				28	16,422	
	94	29					29		29	29				29	16,051	
	95	13					13		13	13				13	15,794	
	96	9					9		9	9				9	15,878	
	97	21		1			22		22	22				21	22,690	
	98	11		2			16		13	12			2	10	27,050	
	99	13					13		13	13				13	22,750	
	100	2					2		2	2				2	15,089	
1301	2	13	11				13		13	13				5	14,000	
	3	34	32				33		34	34				28	15,089	
	4	42	38				42	1	42	42				32	14,000	
	5	33	31				33		33	33				31	15,048	
	6	34	32				33		34	34				30	10,023	
	7	12	12				12		12	12				10	11,610	
	8	34	34				33		34	34				31	14,196	
	9	18	18				18		18	18				17	15,741	
	10	9	8		1		9		8	8				6	15,350	

<sup>1</sup>For renter-occupied dwelling units and vacant nonseasonal not dilapidated units, for rent.  
<sup>2</sup>For owner-occupied dwelling units and vacant nonseasonal not dilapidated units, for sale only.

HOUSING—BLOCK STATISTICS

Table 3.—CHARACTERISTICS OF HOUSING FOR CENSUS TRACTS, BY BLOCKS: 1950—Con.

Census tract	Block	All dwelling units, by occupancy and tenure					All dwelling units by condition and plumbing facilities			Occupied dwelling units			Contract monthly rent <sup>1</sup>		Value <sup>2</sup> of one-dwelling-unit structures		
		Total	Owner occupied	Renter occupied	Vacant non-seasonal not dilap., for rent or sale	Other vacant and non-resident	Number reporting	No private bath or dilap.	No running water or dilap.	Total	Persons per room		Occupied by non-white	Number reporting	Average monthly rent (dollars)	Number reporting	Average value (dollars)
											Number reporting	1.51 or more					
1301	11	21							27	27							
	20	21							27	27							
	21	18	19	8		27			18	18			8	79.37	7	16.500	
	22	18	17	1		17			19	19			1		13	15.153	
	23	19	19			17			19	19					18	15.972	
	24	13	10	3		12			13	13			3	59.66	10	13.970	
	25	28	23	5		26			27	27			5	68.00	11	12.000	
	26	35	40	13		47	2	2	53	52	2		13	64.61	14	10.985	
	27	40	33	6		23	1	1	39	39			5	48.80	25	11.340	
	28																
	31	22	20	2		22			22	22						17	12.029
	34	11	10	1		11			11	11						8	11.187
	35	20	19	1		13			20	20						18	10.500
	36	63	46	17		47			63	62	2	2	15	49.06	35	11.071	
	1333	2	87	67	20		86			87	87			17	99.11		
		3	89	74	15		88			89	85			15	92.66		
		4	67	40	14	13	65			54	53			13	90.00		
		5	31	18		13	31			18	18					18	16.555
6		38	35	2		37			37	37		1			33	10.909	
7		36	36			36			36	36		1			36	10.000	
8		37	36	1		37			37	37					35	10.028	
9		35	35			35			35	35		1	3		30	20.000	
10		31	31			31	1	1	31	31	1				27	20.000	
11		31	31			28	2	2	31	31					24	19.833	
12		31	31			30	1	1	31	31					25	18.600	
13		30	30			30			30	30					30	17.133	
14		29	28	1		29			29	29			1		27	17.022	
15		30	30			30			30	30					29	17.620	
16		26	25			26			25	25					25	17.360	
17		25	25			25		1	25	25					24	17.562	
18		22	22			22			22	22					21	17.547	
19		42	41	1		41			42	41			1		39	17.833	
20		39	39			39			39	39					38	16.900	
21		38	37			38	1		37	37					37	16.486	
22		40	35	5		39			40	40	1		3	46.66	35	18.042	
23		33	33			33			33	33					33	17.984	
24		33	32	1		33			33	33			1		31	16.612	
25		34	33	2		33			34	34	1		2		29	17.327	
26		15	15			15	2	2	15	14					12	17.500	
27		46	45	1		42	1	1	46	46			1		43	19.651	
28		29	29			28			29	29					26	19.615	
29		33	33			33			33	33					33	10.000	
30	36	35	1		35			36	35			1		33	10.660		
31	36	35	1		34			36	33					32	10.000		
32	85	55	9	21	85			64	63			7	94.28	18	17.222		
33	13	7		3	13			10	10			3	88.33				
34	72	66	6		72			72	72			6	101.00	3	18.333		
35	49	41	8		49			49	49			8	96.25				
1339	1	22	21			22			21	21					21	18.861	
	2	24	24			24			24	24					23	19.326	
	3	24	23	1		24			24	24					22	18.000	
	4	28	28			27			28	27					26	18.807	
	5	27	25	2		27			27	27			2		23	19.213	
	6	42	41	1		41			42	42			1		41	14.243	
	7	62	60	2		60			62	61			2		60	13.416	
	8	52	50	2		49			52	50			2		47	15.500	
	9	42	40	2		40	1	1	42	42			2		40	15.810	
	10	42	38	4		42			42	42	1		4	145.00	38	17.921	
	11	43	42			43			42	40					39	16.833	
	12	39	39			39			39	39					38	15.852	
1341	1	8	8			8			8	8					6	13.416	
	2	6	6			6			6	6					6	15.250	
	3	22	21	1		22			22	22			1		17	16.588	
	4	16	15	1		14		1	16	16			1		12	14.916	
	5	10	10			10			10	10					10	14.540	
	6	10	10			10			10	10					10	17.500	
	7	18	14	1	3	18			15	15			1		14	14.392	
	8	7	7			7			7	7					2		
	11	5	2	3		3			5	5			3	45.00	1		
	14	9	9			8			9	9					9	20.333	
	15	21	21			19			21	21			1		8	15.875	
	16	19	19			17			19	19			1		14	14.857	
	17	38	35	3		36			38	37			2		32	14.218	
	18	17	17			17		1	17	16					16	16.468	
	19	30	30			28			30	29					28	15.546	
	20	31	30			30			30	30					30	15.766	
21	31	30	1		29			31	31			1		27	15.925		
22	35	35			33			35	34					29	16.134		
23	7	7			7			7	7					7	17.285		
24	3	3			3			3	3					3	14.666		

<sup>1</sup>For renter—occupied dwelling units and vacant nonsessional not dilapidated units, for rent.  
<sup>2</sup>For owner—occupied dwelling units and vacant nonsessional not dilapidated units, for sale only.

Table 3.—CHARACTERISTICS OF HOUSING FOR CENSUS TRACTS, BY BLOCKS, 1950—Con.

Census tract	Block	All dwelling units by occupancy and tenure					All dwelling units by condition and plumbing facilities			Occupied dwelling units			Contract monthly rent <sup>1</sup>		Value <sup>2</sup> of one-dwelling-unit structures	
		Total	Owner occupied	Renter occupied	Vacant non-seasonal not dilap., for rent or sale	Other vacant and non-resident	Number reporting	No private bath or dilap.	No running water or dilap.	Total	Persons per room		Number reporting	Average monthly rent (dollars)	Number reporting	Average value (dollars)
											Number reporting	1.51 or more				
1341	26	15	13	2		14			15	15	2			13	14,000	
	27	4	4			4			4	4				2		
	28	25	25			25			25	25				24	18,291	
	30	35	34			35		1	34	34				32	17,421	
	31	40	40			39		1	40	39	1			36	15,500	
	32	43	42	1		38			43	39				35	17,800	
	33	39	39			37			39	39				39	14,948	
	34	41	41			38			41	40	1			40	15,315	
	35	40	39	1		32			40	40		1		38	15,289	
	1347	6	54	53		1	54			53	53				53	11,075
7		55	54	1		54			55	54		1		40	10,437	
8		64	62	2		62			64	63				61	12,049	
9		54	37		17	54			37	37				44	10,602	
12		310	15	228	4	9	2	223	6	6	229	228	4	8	2277	102.47
14		6	6			6			6	6				6	27,500	
16		718	30	686	2	2		713	716	715	2		685	28	16,410	
17		28	26	1		1		1	27	25				25	16,640	
18		37	37					22	37	21				27	16,351	
1367		1	5	2	1	1	3			3	3			1	2	9
	2	14	12	2		13			14	13						
	3	2														
	5	1														
	6	2														
	7	1														
	8	7							4	4				6	18,250	
	9	9	4		3		7		6	6				9	17,788	
	10	6	6		3		6		6	6				6	18,883	
	11	1					6									
1377	12	4	2		2	4			2	2				4	20,625	
	13	5	4		1	5		1	4	4				5	19,100	
	14	6	6			6		1	6	6				6	18,583	
	16	4	3	1		4			4	4				2		
	17	1							4	4			1			
	18	22			22		22							22	10,818	
	19	24			24		24							24	11,000	
	23	477	473	4		471		5	477	477	1		1	194	10,501	
	25	129	129			127			129	129				18	10,500	
	26	40			40		40							40	10,025	
1385	27	32			31	1		32	32	1	1			31	9,870	
	28	42			42			42	42					42	10,000	
	29	44			44			44	44					44	9,750	
	30	38			38			38	38					38	9,263	
	31	42			41	1		42	42					41	9,243	
	33	1														
	34	201		1	200		201		1	1			200			
	35	112			112		112						112	8830		
	36	15			15		15		1	1			15	8000		
	37	48	1		47		48		1	1			47	8340		
38	193	192			1	190		192	191					136	10,494	
1377	2	1														
	3	8			6	1		8	1	1				7	11,142	
	4	5	1		4			5	1	1				5	10,400	
	5	1														
	6	7			1		8		7	7				8	16,975	
	7	169	2	157	9	1	162		159	155		3	159	98,74	1	
	8	95		88	7		95		88	88			91	96,59		
	9	134	1	126	7		133		127	126		1	132	97,93		
	10	193		173	16	4	191	1	127	172	2		188	97,87		
	11	186	2	161	18	5	184	3	163	162	3		170	96,05	4	24,000
1377	12	25	20		5	24			20	20				25	15,140	
	13	11	6		5	11			6	6				11	15,027	
	14	12	1		11	12			1	1				12	11,291	
	15	6			6	6								6	10,500	
	22	255	2	217	36	254			219	219			252	97,86		
	23	225		198	27	225			198	198		5	225	97,47		
	24	187	1	178	8	183		1	179	178		2	186	99,65		
	25	164	1	156	7	160			157	156			162	97,67		
	27	17	1	14	1	12			15	12			15	112,40		
	1385	8	3	1	2		3		3	2	2			2		
20		15	6	1	5	15	3	2	7	7			3	135,00	1	
21		14	14			14			14	14				14	12,885	
1399	1	9	7		2	9			7	6				7	17,285	
	2	17	16	1		17			17	17		1		16	16,906	
	3	26	26			24			26	25				24	13,270	
	4	27	25	1		25			26	19				24	15,395	
	5	26	26			25			26	23				22	13,781	

<sup>1</sup>For renter-occupied dwelling units and vacant nonseasonal not dilapidated units, for rent.

<sup>2</sup>For owner-occupied dwelling units and vacant nonseasonal not dilapidated units, for sale only.

Table 3.—CHARACTERISTICS OF HOUSING FOR CENSUS TRACTS, BY BLOCKS: 1950—Con.

Census tract	Block	All dwelling units by occupancy and tenure					All dwelling units by condition and plumbing facilities			Occupied dwelling units			Contract monthly rent <sup>1</sup>		Value <sup>2</sup> of one-dwelling-unit structures		
		Total	Owner occupied	Renter occupied	Vacant non-seasonal not dilap., for rent or sale	Other vacant and non-resident	Number reporting	No private bath or dilap.	No running water or dilap.	Total	Persons per room		Number reporting	Average monthly rent (dollars)	Number reporting	Average value (dollars)	
											Number reporting	1.51 or more					Occupied by non-white
1399	6	27	27		1				27	26					24	14,479	
	8	27	26						26	25	1				24	14,320	
	9	25	25						25	25					25	16,020	
	10	34	27	11					34	34		11	10 6.3 6		11	18,363	
	11	35	22	13					35	34		11	11 2.3 6		1	1	
	13	16	2		14				2	2					15	12,600	
	14	24	23	1					24	24	1	1			23	16,195	
	15	21	21						21	20					21	15,714	
	16	26	24	2					26	26		1			23	16,260	
	17	24	24						24	24					23	16,434	
	18	28	24	4					28	28	1	1		3	15 3.3 3	23	16,804
	19	35	33	2					34	32		2			29	15,396	
	20	20	20						20	20					19	14,947	
	21	29	28	1					28	27					25	15,440	
	1403	1	26	26					26	26						26	14,230
		2	30	28	1		1		30	29			1		26	12,576	
		3	5	5					5	5					5	10,200	
		7	6	6					6	6					6	11,583	
		8	18	15	3				18	18		3	5 6.0 0		12	10,041	
		9	5	5					5	5					5	14,700	
		10	7	7					7	7					7	16,142	
11		27	26	1				27	27					25	14,720		
12		30	27	3				30	30			2		23	14,069		
13		12	11			1		12	11					10	13,450		
14		58	56	2				58	58			2		56	11,953		
15		49	44	4		1		49	48			4	11 6.0 0	44	10,000		
16		22	22					22	22	1	1			22	9,818		
17		2															
19		18	17	1				18	18			1		16	15,250		
20		23	23					23	23					23	13,000		
21		29	29					29	29					29	16,551		
22		22	10		12			22	10					22	9,136		
23		11	1		10			11	1					11	20,990		
25		23	23					23	23					23	14,086		
26		58	56	2				57	58			2		56	10,410		
27	69	63	6				68	69			6	8 5.0 0	59	11,804			
28	13	11	2				13	13					9	12,944			
29	41	23	18				38	39	1	1	17	10 5.9 4	18	14,611			
30	39	24	15				37	38			14	11 1.2 8	18	14,277			
1409	2	25	25				24	25						25	15,500		
	4	18	9	5		4	18	14			5	8 7.0 0	8	10,137			
	5	27	26	1			23	27			1		25	12,936			
	6	13	13				13	13					13	14,623			
	7	38	34	4			37	38			4	8 6.2 5	29	13,437			
	8	47	45	2			46	47			2		44	12,077			
	9	50	44	6			47	50	3	3			41	11,821			
	10	41	40	1		1	41	40			1		40	12,312			
	11	28	28				28	28						28	11,178		
	12	24	22	2			24	24			2		22	12,863			
	13	17	15	2			17	17			1		14	11,107			
	14	22															
	16	23	20		2	1	23	20			2		22	10,090			
	17	28	27	1			28	27					24	14,804			
	18	31	30	1			30	31			1		30	14,746			
	19	21	21				21	21					21	14,514			
	20	27	27				27	27					27	14,185			
	21	15	15				15	15					15	15,133			
	22	20	20				20	20					19	14,605			
	23	30	30				30	30					29	14,844			
	24	26	25	1			26	26			1		25	13,480			
25	26	26				26	26					25	13,020				
26	34	33	11			33	34			11	11 5.0 0	20	13,400				
27	21	20	1			21	21			1		19	13,026				
30	4	4				4	4					3	16,833				
31	12	12				12	12					12	13,333				
32	24	24				24	24					24	14,083				
33	22	22				22	22			2		19	13,973				
34	18	18				18	18					18	13,250				
35	11	11				11	11					11	14,318				
38	13	12	1			13	13			1		11	16,818				
39	21	20			1	21	20					20	15,475				
40	9	9				9	9					9	17,222				
41	13	13				13	13					13	16,230				
42	28	28				28	28					27	16,074				
1417	1	16	12	4			16	16			3	6 5.0 0	8	15,687			
	2	43	44				43	43			1	6 7.3 3	37	11,635			
	3	48	48				48	47			1	6 0.0 0	42	13,750			
	4	46	44				46	46	3	3	3		42	13,964			
	5	44	44				44	47			2		5	14,800			
	6	31	31				31	31			1		31	12,483			

<sup>1</sup>For renter - occupied dwelling units and vacant nonseasonal not dilapidated units, for rent.  
<sup>2</sup>For owner - occupied dwelling units and vacant nonseasonal not dilapidated units, for sale only.

Table 3.—CHARACTERISTICS OF HOUSING FOR CENSUS TRACTS, BY BLOCKS: 1950—Con.

Census tract	Block	All dwelling units by occupancy and tenure					All dwelling units by condition and plumbing facilities			Occupied dwelling units			Contract monthly rent <sup>1</sup>		Value <sup>2</sup> of one-dwelling-unit structures			
		Total	Owner occupied	Renter occupied	Vacant non-seasonal not dilap., for rent or sale	Other vacant and non-resident	Number reporting	No private bath or dilap.	No running water or dilap.	Total	Persons per room		Occupied by non-white	Number reporting	Average monthly rent (dollars)	Number reporting	Average value (dollars)	
											Number reporting	1.51 or more						
1417	7	31	28	3					31	31								
	8	31	30			1			30	29			3	51.66	25	12,720		
	9	8	7	1					8	8			1		29	12,775		
	10	22	21	1					22	22			1		6	12,750		
	11	35	35						35	35			1		19	11,763		
	12	29	28	1					29	29			1		35	11,794		
	13	28	27	1					28	28			1		27	11,770		
	14	9	9						9	9			1		26	12,230		
	15	42	39	3					42	42	1		3	80.66	9	12,111		
	16	49	47	1		1			49	48			1		38	11,263		
	17	25	25						25	25					46	11,543		
	18	1													25	11,820		
	19	1																
	20	22	20	2					22	22			2		18	13,055		
	21	15	14	1					15	15			1		13	12,615		
	22	8	8						8	8					8	10,062		
	23	2																
	24	14	14						14	14					14	11,214		
	25	17	17						17	17					17	11,647		
	26	1																
	27	9	1						8	8					8	10,500		
	28	37	17		20				37	17					36	10,958		
	29	36	32		3				33	32			1		33	12,448		
	30	20	19	1					20	19					18	16,794		
	31	6	6						6	6					6	17,250		
	32	27	25	2					27	25			2		24	15,312		
	33	26	23	3					26	25			3	90.33	20	15,350		
	34	6	6						6	6					6	14,833		
	35	14	10						14	10					12	10,858		
	36	1	1						1	1					7	10,500		
	37	2																
	38	7	3	4					7	7			4	25.25	1			
	39	2																
	40	2																
	41	2																
	42	2																
	43	2																
	44	2																
	45	2																
	46	2																
	47	2																
	48	2																
	49	2																
	1429	2	6							6	6							
		3	17	14	3				17	17				3	48.33	6	16,333	
		4	29	28	1				29	29				1		11	12,500	
		5	27	23	4				27	27	1			1		7	15,942	
		6	30	25	4	1				30	29			4	70.00	11	15,136	
		7	16	15	1					16	16			4	53.75	16	14,406	
8		17	16	1					17	16			1		10	14,850		
9		3	3						3	3					11	14,814		
10		3	3						3	3					3	12,666		
11		33	32	1					33	33			1		31	15,370		
12		51	44	7					51	51	2		6	62.00	38	15,302		
13		28	15	12		1			27	27			1		13	11,307		
14		24	20	3		1			23	23			3		3	51.66		
15		41	40	1					41	41					40	16,100		
16		46	35	11					46	46			10		31	14,096		
17		15	12	3					15	15			3	52.30	6	14,333		
18		5	2			2			2	2			1		2			
19		19	18	1		1			19	19			1		15	15,066		
20		11	11						11	11					10	15,800		
21		23	21			2			22	21					20	14,850		
22		24	18			5	1		22	18	3		1		22	14,245		
23																		
24																		
25		3	2	1					3	3			1		1			
26		39	34	4		1			38	38			5	121.00	34	13,352		
27		23	23						23	23					23	14,208		
28		2																
29		7	5	2					7	7			2					
30		3	3						3	3								
31		9	9						9	9								
32		3	3						3	3								
33		10	7	2					9	9			2		6	17,333		
34		35	28	7		1			34	35	1		6	48.83	18	15,000		
35																		
36		42	33	9					42	42			6		6	19,000		
37		22	22						22	22			9	72.33	20	18,722		
38																		
39																		
1435		1	41	40	1				41	41								
		2	28	26	2				27	27								
		3	32	29	2				31	29								
		4	32	30	2	1			32	32								
		5	18	15	3				18	18								
		6	17	11	6				13	17								
		7	12	8	4				11	12								
		8	42	31	11				38	42								
		9	30	23	7				30	30				10		4	11,625	
		10	46	33	13				45	46				4		24	10,333	
		11	23	13	10				23	23				4		15	10,933	
	12	18	10	7	1			18	17				12	41.08	25	10,060		

<sup>1</sup>For renter-occupied dwelling units and vacant nonseasonal not dilapidated units, for rent.  
<sup>2</sup>For owner-occupied dwelling units and vacant nonseasonal not dilapidated units, for sale only.

## HOUSING—BLOCK STATISTICS

Table 3.—CHARACTERISTICS OF HOUSING FOR CENSUS TRACTS, BY BLOCKS, 1950—Con.

Census tract	Block	All dwelling units by occupancy and tenure					All dwelling units by condition and plumbing facilities			Occupied dwelling units			Contract monthly rent <sup>1</sup>		Value <sup>2</sup> of one-dwelling-unit structures		
		Total	Owner occupied	Renter occupied	Vacant non-seasonal not dilap., for rent or sale	Other vacant and non-resident	Number reporting	No private bath or dilap.	No running water or dilap.	Total	Persons per room		Number reporting	Average monthly rent (dollars)	Number reporting	Average value (dollars)	
											Number reporting	1.51 or more					Occupied by non-white
1435	13	32	27	5					32	32							
	14	35	27	5		1		2	32	32		5	56.00	22	11,545		
	15	25	5		20				5	5		5	64.00	26	13,326		
	16	29	5		24				5	5				21	12,276		
	17	30	23	6	1				29	29		6	56.00	29	11,551		
	18	35	32	3					35	35		3	54.66	18	10,738		
	19	12	10	1	1				11	11		1		30	10,300		
	20	26	14	12					26	26	1	12	51.66	10	11,900		
	21	44	27	17					44	44		17	50.47	7	12,000		
	22	42	33	9			1		42	42	2	7	58.28	13	11,961		
	23	3	2	1					3	3		1		20	12,175		
	24	8	7	1					8	8		1		1	11,800		
	25	10	8	2			1		10	10		2		5	11,000		
	26	16	14	2					16	16		2		6	13,346		
	27	29	29						29	29				13	14,795		
	28	24	24						24	24				28	14,795		
	29	27	27						27	27				23	14,173		
	30	7	7						7	7				27	13,870		
														7	15,685		
	1441	1	4		4				4	4			4	88.00			
		2	1						1	1							
		3	2						2	2							
		4	64	5	37	15	7		60	42	42		50	94.46	5	15,380	
		5	95	19	63	11	2		91	82	82	1	73	92.89	14	11,964	
		6	37	23	14				37	37	37	1	12	102.75	13	12,807	
		7	34	24	9		1		32	33	32	1	9	92.00	9	11,744	
		8	64	44	20				61	64	64	2	19	89.26	12	12,450	
		9	113	85	28				108	111	110	2	84	86.54	12	12,408	
		10	154	2	148	3	1		152	150	148	2	149	86.61	12	12,408	
		11	138		72	60	6		133	72	72	1	127	90.65			
13		22						22	22	22	1	1		23	16,978		
14		28	27	1				28	28	28	1	1		14	18,178		
15		17	17					16	17	17				19	16,157		
16		21	20	1				20	21	20				42	16,178		
17		47	45	2				43	47	47	1	2		16	14,718		
18		19	18	1				17	19	18				17	15,647		
19		19	18	1		1		18	18	16				10	16,850		
20		10	10					10	10	10				11	16,454		
21		11	11					11	11	11				21	16,904		
22		23	22	1				23	23	23		1		23	15,869		
23		25	24	1				25	25	25		1		31	15,548		
24		35	34	1				35	35	35		1		4	18,500		
25		4	4					4	4	4							
1447		1	13	5	8			13	3	3	13	13		7	41.42	2	
	2	20	7	13			20	2	1	20	20	1	12	42.25	5	10,200	
	3	18	4	14			18	2	1	18	18	7	14	35.54	1		
	4	41	11	30			41	10	1	41	41	1	29	35.37	6	11,500	
	5	12	4	8			12	1	1	12	12	17	8	48.12	4	7,875	
	6	45	14	30		1		45	9	44	44	4	29	35.41	5	10,000	
	7	33	16	17				33	3	33	33	2	17	30.76	7	8,114	
	8	24	8	16				24	3	24	24	1	15	39.13	3	10,000	
	9	14	10	4				14	1	14	14	5	4	30.00	9	7,444	
	10	18	11	7				18	3	18	18	1	7	36.57	8	5,875	
	12	19	5	13				19	2	18	18	1	14	36.28	4	9,750	
	13	38	11	1	23	3		37	1	12	11		1	1	31	11,000	
	14	21	9	12				21	4	21	21	1	3	39.72	3	6,666	
	15	16	6	10				16	2	16	16	7	10	33.20	4	6,500	
	16	10	5	5				10	1	10	10	5	5	45.20			
	17	21	7	14				21	3	21	21	1	5	32.50	4	7,250	
	18	15	8	7				15	1	15	15	1	3	35.00	5	6,400	
	19	5	1	4				5	1	5	5	1	4	31.25	9	9,444	
	20	10	9	1				10	1	10	10	1	5	53.60	1		
	21	9	4	5				9	1	9	9	5	1	7	47.57	1	
	22	10	3	7				10	1	10	10	7					
	23	1						1		1	1						
	1451	1	34	14	19		1	33	14	10	33	33	2	24	40.77	6	8,083
		2	10	4	6			8	1	1	10	10		18	30.40	2	
		3	8	6	2			6			8	8		2			
4		4	4	2			4			4	4		1				
5		4	3	1			3			4	4		1				
6		1					1			1	1						
7		5	5				5			5	5						
8		10	9	1			10			10	10						
9		24	22	2			24			24	24						
10		37	33	4			34	2		37	37		2	74.00	27	15,581	
11		33	29	4			33			33	33		4	72.75	23	15,608	
12		39	21	16	2		39	1		37	37		16	111.25	15	13,466	
13		15	13	2			14			15	15				4	13,250	
14		43	41	2			43			43	43				34	14,588	
16		17	17				17			17	17				17	14,517	
17		9	9				9			9	9				9	14,111	

<sup>1</sup>For renter-occupied dwelling units and vacant nonseasonal not dilapidated units, for rent.<sup>2</sup>For owner-occupied dwelling units and vacant nonseasonal not dilapidated units, for sale only.

Table 3.—CHARACTERISTICS OF HOUSING FOR CENSUS TRACTS, BY BLOCKS: 1950—Con.

Census tract	Block	All dwelling units by occupancy and tenure					All dwelling units by condition and plumbing facilities			Occupied dwelling units			Contract monthly rent <sup>1</sup>		Value <sup>2</sup> of one-dwelling-unit structures		
		Total	Owner occupied	Renter occupied	Vacant non-seasonal not dilap., for rent or sale	Other vacant and non-resident	Number reporting	No private bath or dilap.	No running water or dilap.	Total	Persons per room		Occupied by non-white	Number reporting	Average monthly rent (dollars)	Number reporting	Average value (dollars)
											Number reporting	1.61 or more					
1451	1801	3		3					3	3							
	1802	3	1	2				3	3								
	1803	3	4	3				3	3								
	1804	5	4	4				5	5								
	1805	129	88	77				129	129			1		45.00		2	8.125
	1806	129	88	77				129	129					37.57		4	9.250
	1807	129	88	77				129	129					34.00		6	8.416
	1808	133	103	13		5		133	133					73.69	13	4	8.250
	1809	37	10	13				24	23					8	8	14.730	
	1810	32	1	15		17		15	16					13	14	8	14.712
1459	1044	34	1	15			15	16						14	14	2	
	1045	13	3	10			12	13		2			9	9	4	10.375	
	1046	31	14	17			31	31					17	17	2		
	1047	42	28	14			42	42					13	13	2		
	1048	31	22	10	1		31	30					5	5	5	2	13.440
	1049	44	34	10			44	44		1			10	10	2	11.804	
	1050	20	14	6			20	20					5	5	1	12.269	
	1051	19	11	8			19	19					1	1	1	12.700	
	1052	49	34	15			49	48			1		1	1	1	16.500	
	1053	63	44	19	1		63	63			1		1	1	1	18.500	
1463	1099	44	34	10			43	44					9	9	2	12.047	
	1100	35	29	6	1		34	34					4	4	2	13.103	
	1101	21	14	7			21	21					7	7	1	13.365	
	1102	37	34	3			35	37					2	2	1	14.807	
	1103	35	33	2			34	34					1	1	1	15.433	
	1104	17	12	5	1		17	16					5	5	1	13.686	
	1105	45	38	7			45	45					7	7	1	13.000	
	1106	45	41	4			44	45					4	4	1	16.370	
	1107	39	38	1			39	39					1	1	1	12.117	
	1108	8	6	2			8	8					2	2	1	12.837	
1467	1099	52	33	19			50	52			1		1	1	1	14.500	
	1100	31	26	5			31	31					5	5	1	10.325	
	1101	12	9	3			12	12					5	5	1	11.600	
	1102	23	20	3			23	23					3	3	1	14.416	
	1103	23	20	3			23	23					3	3	1	11.735	
	1104	2	1	1			2	2					5	5	1	17.250	
	1105	17	12	5			17	17					8	8	1	13.363	
	1106	14	10	4			14	14					9	9	1	14.833	
	1107	37	35	2	1		37	35			2		10	10	1	14.750	
	1108	75	68	7		1	75	74			2		9	9	1	13.055	
1467	1099	14	14				14	14					1	1	1	16.483	
	1100	9	8	1			9	9					1	1	1	11.857	
	1101	83	75	8		1	82	81			3		7	7	1	16.750	
	1102	14	11	3			14	14					2	2	1	14.772	
	1103	49	49				49	49			2		3	3	1	13.272	
	1104	46	46				46	46					9	9	1	12.666	
	1105	9	8	1			9	9			1		3	3	1	16.500	
	1106	27	26	1			27	27					4	4	1	12.500	
	1107	29	28	1			28	28					4	4	1	12.500	
	1108	55	52	3		1	55	55		1		6		4	4	1	12.500
1467	1099	1	3				6	6					3	3	1	6.566	
	1100	10	6	4			10	10					3	3	1	5.666	
	1101	35	20	15			34	35			2		13	13	1	6.930	
	1102	1					1	1					8	8	1	13.500	
	1103	20	9	11			20	20					10	10	1	11.666	
	1104	16	8	8			16	16			1		8	8	1	13.000	
	1105	8	5	3			8	8					3	3	1	10.333	
	1106	14	10	4			13	14					4	4	1	10.333	
	1107	12	7	5			11	12		4			5	5	1	8.666	
	1108	58	55	3	5	1	54	6	2	2			5	5	3	9.878	
1467	1099	44	33	11			41	42					3	3	1	5.281	
	1100	11	4	7			11	11					2	2	1	6.125	
	1101	14	11	3			14	14					2	2	1	15.714	
	1102	29	22	7			28	28					12	12	1	16.000	
	1103	37	33	4		1	37	36					13	13	1	16.000	
	1104	16	13	3		1	15	15					11	11	1	18.384	
	1105	28	19	9		1	28	27			1		20	20	1	17.727	
	1106	28	19	9		1	28	27					8	8	1	17.785	
	1107	91	80	11		8	90	11	1	1			8	8	7	9.942	
	1108	133	82	51		2	128	5	4	4			127	127	1	9.111	
1467	1109	83	1	82			83	1	1				82	82	1	9.163	
	1110	19	9	10			17	17					9	9	1	6.888	
	1111	13	5	8			12	13			1		8	8	1	26.377	
	1112	13	5	8			12	13					3	3	1	4.167	
	1113	45	36	9			45	45					4	4	1	6.279	
	1114	36	11	25			35	36					2	2	1	6.279	
	1115	59	50	9		1	58	58					4	4	1	6.914	
	1116	22	13	9			21	22					1	1	1	6.569	

<sup>1</sup>For renter—occupied dwelling units and vacant nonseasonal not dilapidated units, for rent.  
<sup>2</sup>For owner—occupied dwelling units and vacant nonseasonal not dilapidated units, for sale only.



HOUSING—BLOCK STATISTICS

Table 3.—CHARACTERISTICS OF HOUSING FOR CENSUS TRACTS, BY BLOCKS: 1950—Con.

Census tract	Block	All dwelling units by occupancy and tenure					All dwelling units by condition and plumbing facilities			Occupied dwelling units			Contract monthly rent <sup>1</sup>		Value <sup>2</sup> of one-dwelling-unit structures		
		Total	Owner occupied	Renter occupied	Vacant non-seasonal not dilap., for rent or sale	Other vacant and non-resident	Number reporting	No private bath or dilap.	No running water or dilap.	Total	Persons per room		Occupied by non-white	Number reporting	Average monthly rent (dollars)	Number reporting	Average value (dollars)
											Number reporting	1.51 or more					
1467	19	4		4		1			4	4			4	47.50			
	20	9	4	5		8			9	9			4	45.00	3	15,333	
	21	33	3	28	2	26	1	1	31	31	1		30	87.10	1		
	22	32		21	11	30			21	21			30	94.96			
	23	43		33	10	40			33	32	2		42	91.28			
	24	10		3		10		1	10	10			3	68.33			
	25	14		5		14		2	14	14			3	66.66	4	9,900	
	27	17		5	12		17	1	17	17	1		10	53.10	5	16,500	
1471	5	14	4	10		14			14	14			10	38.00	3	13,000	
	6	3				3			3	3					6	11,500	
	7	11	10	1		10			10	10			1		6	14,916	
	8	4		1		4			4	4					6	13,166	
	9	5		1		5			5	5			1		3	14,666	
	10	17		5	1	14			17	13			1		10	17,350	
	11	17		5		16			17	16					16	16,875	
	12	12		1		12			12	12					12	17,000	
	13	12		4		12			12	9					3	20,666	
	14	13		1		13			13	13			4	75.00	11	15,181	
	15	19	16	3		19			19	19			3	48.00	15	7,866	
	16	13		4		13		1	13	13			4	73.75	4	11,000	
	17	11		5		11		2	11	11			6	50.00	4	8,750	
	18	10		3		10		2	10	10			2		6	12,916	
	19	13		7		12		2	12	12			7	44.00	2		
	20	13		5		12		2	12	9			1		7	18,285	
	21	5		1		5			5	5			2	67.57	4	13,125	
	22	5		4	1	5		1	5	5			4	61.09	2		
	23	5		1		5		1	5	5			2	58.23	8	15,525	
	24	5		1		5		3	5	5			1		5	11,800	
	25	23	18	5		23			23	23			5	61.00	17	11,447	
	26	23	21	2		23			23	23			2		2	12,285	
	27	50	44	5	1	49		2	49	49			6	59.00	36	10,458	
	28	25	23	1	1	24		1	24	24			1		23	12,456	
	29	3		1		3			3	3			1		1		
	32	12		1		12			12	12			1		1		
	33	12		3	1	12		2	12	10		1	4	74.50	7	12,937	
	34	2				2			2	2					1		
1479	1	6	6		6			6	6						6	16,583	
	4	14	11	2		14			13	13			2		9	17,000	
	5	5	4	1		5			5	5			1		3	24,000	
	6	76	9	63		75			72	72	1		61	78.49	9	16,166	
	7	2				2			2	2					1		
	8	5	3	2		5			5	5					1		
	9	18	12	6		18		1	18	18			5	63.00	12	14,333	
	10	15	11	3		15		1	14	14			3	64.66	10	15,500	
	11	17	15	2		17			17	17			2		13	12,500	
	12	11	10	1		11			11	11			1		10	13,350	
	13	9	9			9			9	9					9	21,722	
	14	10	10			10			10	10					10	19,350	
	15	5	4	1		5			5	5			1		3	16,666	
	16	2				2			2	2							
	17	43	3	40		43			43	43			39	82.30	2		
	18	7	3	2	1	7			7	5			2		2		
	21	1				1			1	1							
	22	3	1	2		3			3	3			2		3	13,333	
	32	12	4	8		12			12	12			7	74.71	15	26,200	
	33	19	15	2		19		1	17	16			2		15		
	34	3	3			3			3	3					3	18,500	
	35	33	31	1	1	32			32	31			1		31	18,354	
	36	7	6			6			6	6					6	14,000	
	37	2				2			2	2							
	38	30	29	1		30			30	30			1		29	7,282	
	39	4	4			4			4	4					4	9,250	
	40	14	13	1		14			14	13					13	11,500	
	41	11	10	1		11			11	10			1		8	12,437	
	42	9	8	1		9			9	9			1		7	15,571	
	44	16	14	2		16			16	16			2		13	10,961	
	45	15	13	2		15			15	15			1		13	14,115	
	46	10	10			10			10	10					10	17,700	
47	4	4			4			4	4					4	15,650		
48	5	4	1		5			5	5			1		4	20,000		
49	14	13	1		14			14	14			1		13	14,230		
50	31	19	11	1	31			30	29		1	12	55.83	15	13,546		
51	9	9			9			9	9			1		9	14,777		
52	13	12	1		13			13	13			1		11	15,500		
53	19	18	1		19			19	19			1		18	13,433		
54	13	13			13			13	12					13	13,038		
55	13	13			13			13	13					12	14,875		
56	20	7	13		20		7	20	20			13	33.38	7	10,185		
57	28	24	4		28			28	28			4	57.50	23	7,417		
58	15	14	1		15			15	15			1		14	19,357		
59	18	2	15	1	18			17	17			1	44.20	3	11,000		
60	1				1			1	1								

<sup>1</sup>For renter - occupied dwelling units and vacant nonseasonal not dilapidated units, for rent.  
<sup>2</sup>For owner - occupied dwelling units and vacant nonseasonal not dilapidated units, for sale only.

Table 3.—CHARACTERISTICS OF HOUSING FOR CENSUS TRACTS, BY BLOCKS: 1950—Con.

Census tract	Block	All dwelling units by occupancy and tenure					All dwelling units by condition and plumbing facilities			Occupied dwelling units			Contract monthly rent <sup>1</sup>		Value <sup>2</sup> of one-dwelling-unit structures		
		Total	Owner occupied	Renter occupied	Vacant non-seasonal not dilap., for rent or sale	Other vacant and non-resident	Number reporting	No private bath or dilap.	No running water or dilap.	Total	Persons per room		Occupied by non-white	Number reporting	Average monthly rent (dollars)	Number reporting	Average value (dollars)
											Number reporting	1.51 or more					
1479	61	22	16	5		1	20			21	19		5	47.80	13	7,030	
	62	26	22	4			26			26	26	2	4	26.25	22	7,227	
	63	5	4	1			3			5	3		4		3	7,000	
	64	37	32	4		1	36			36	36		4	45.00	31	7,177	
	65	61	57	4			61			61	60		4	48.75	57	7,149	
	66	42	41	1			41			42	42		1		40	8,487	
	67	22	18	4			22			22	22		4	47.75	14	9,142	
	68	26	23	3			26			26	26		3	41.33	23	7,478	
	69	2															
	72	22	1	21			22			22	21		19	42.52	1		
	73	29	7	21			29			28	28		21	75.85	7		
	74	29	9	19	1		29			28	28		18	63.72	1	15,000	
	75	25	17	7		1	24	1		24	24		6	66.66	14	14,142	
	77	16	1	15			16	1		16	16		14	62.00	1		
	78	4	2	2			4			4	4		2		1		
	79	3	1	2			3			3	3		2		1		
	84	3	2	1			3	1		3	3		1		1		
	87	2															
	1483	2	3	3			3			3	3					3	45,000
		3	3	3			3			3	3					3	33,333
5		11	11			11	1		11	10			10		10	23,700	
6		4	4			4			4	4					3	41,000	
7		3	3			3			3	3					2		
9		9	9			9			9	8					9	21,555	
10		23	23			23			23	23					23	19,891	
12		5	4	1			5			5	5				4	27,000	
13		5	5				5			5	5				4	24,500	
14		5	4	1			5			5	4			1	4	28,000	
15		5	4	1			5			5	4				4	28,000	
16		2	2				2			2	2						
18		2	2				2			2	2						
21		36	18	16	1	1	35	5	3	34	33	1	9	15	43.80	16	10,762
24		17	17				17			17	17				17	22,823	
26		5	5				5			5	5				5	30,400	
27		5	5				5			5	5				4	33,250	
28		4	4				4			4	4				4	35,000	
29		3	3				3			3	3				3	54,666	
30		15	14	1			15			14	14				15	23,466	
31		19	17	2			19			19	19				16	18,062	
32		17	17				17			17	17				17	16,617	
33		9	8	1			9			9	9			1	8	28,687	
34		5	5				5			5	5				5	24,000	
36		5	5				5			5	5				5	24,400	
37		2	2				2			2	2						
38		5	4	1			5			5	5			1	4	26,750	
39		10	10				10			10	10				10	23,800	
40		29	25	4			29			29	29		3	85.00	25	19,420	
41		14	13	1			14			14	14				13	19,200	
42		11	11				11			11	11				11	23,090	
43		7	7	1			8			8	8				6	26,500	
44		4	4				4			4	4				4	39,500	
45		5	4			1	5			4	4				5	31,000	
46		7	7				7			7	7				7	21,428	
47		6	6				6			6	6				6	20,833	
48		7	6			1	7			6	6				7	17,714	
49		9	9	2		1	9			7	7			1	6	16,666	
50		5	4	1			5			5	5			1	4	21,500	
51		8	8				8			8	8				7	22,500	
52	22	21	1			22	1	1	22	22			1	19	21,131		
53	16	15			1	16			15	14				15	26,400		
54	8	8				8			9	9			1	7	24,285		
55	5	5				5			5	5				5	24,800		
56	4	4				4			4	4				4	20,500		
57	3	3				3			3	2				2			
58	4	4				4	1	1	4	4				4	23,000		
59	7	5	2			7			7	7			2	4	35,250		
60	2	2				2											
61	1																
62	1								7	7				6	41,666		
63	7	7				7			4	4				4	20,375		
64	4	4				4			14	14		1		10	18,000		
65	14	12	2			13			8	6				7	6,571		
67	8	5	1	2		8			6	6				1			
70	5	3	2			5			5	5				2			
1507	1	34	7	27		34			34	34	1		26	36.26	3	12,333	
	2	55	30	23	1	54	1	1	53	53			22	53.36	22	9,309	
	3	1															
	5	9	8	1		9			9	9					8	13,687	
	6	19	10	8	1	19	1		18	18			8	44.12	8	12,375	
	7	20	5	15		19			20	20			15	41.46	4	12,550	
	8	21	18	2	1	20			20	20			2		18	13,944	
	9	11	5	6		9			11	10			6	40.16	4	20,000	

<sup>1</sup>For renter-occupied dwelling units and vacant nonseasonal not dilapidated units, for rent.  
<sup>2</sup>For owner-occupied dwelling units and vacant nonseasonal not dilapidated units, for sale only.

HOUSING—BLOCK STATISTICS

Table 3.—CHARACTERISTICS OF HOUSING FOR CENSUS TRACTS, BY BLOCKS: 1950—Con.

Census tract	Block	All dwelling units by occupancy and tenure					All dwelling units by condition and plumbing facilities			Occupied dwelling units			Contract monthly rent <sup>1</sup>		Value <sup>2</sup> of one-dwelling-unit structures		
		Total	Owner occupied	Renter occupied	Vacant non-seasonal not dilap., for rent or sale	Other vacant and non-resident	Number reporting	No private bath or dilap.	No running water or dilap.	Total	Persons per room		Occupied by non-white	Number reporting	Average monthly rent (dollars)	Number reporting	Average value (dollars)
											Number reporting	1.51 or more					
1507	10	13	8	5		13			13	13			5	41.00	7	9,571	
	11	35	32	2	1	34			34	33			1		28	15,214	
	12	14	12	2		14			14	14			2		11	15,363	
	13	13	11	1		12			12	12			1		11	14,681	
	14	11	10	1		10	1		11	11			1		8	17,062	
	15	1															
	16	5	5			5			5	5					5	18,200	
	17	6	6			6			6	6					6	22,833	
	18	3	2			3			2	2					2		
	19	8	8			8			8	8					8	20,437	
	20	10	9			10			9	9					9	17,444	
	21	20	19	1		20			20	20			1		16	14,093	
	22	13	11	2		13	1	1	13	12			1		11	13,590	
	23	10	10			10			10	9					7	16,285	
	24	17	14	3		17			17	17			2		11	10,681	
	25	1															
	26	7	3	4		7			7	7			4	70.00	1		
	27	5	5			5			5	5					4	25,000	
	28	2															
	29	8	6	1		8	1	1	7	7			1		4	22,375	
	30	7	6	1		7			7	7					5	21,000	
	36	49	21	24	1	45			45	43	1		25	95.44	19	19,526	
	37	4	3	1		4			4	4			1		2		
	38	15	13	2		14			15	14			1		10	25,500	
	39	8	8			8			8	8					8	19,500	
	40	17	10	7		16			17	17			7	118.57	9	18,333	
	41	5	4	1		5			5	5			1		4	18,250	
	43	5	3	1		4			4	4			1		3	6,000	
	44	10	9	1		10	2	2	9	9					9	6,055	
	45	20	20			20	2	2	20	20					19	7,368	
	46	24	23	1		24			24	24					22	14,681	
	47	24	23	1		24			24	23					22	12,931	
	48	14	13	1		14			14	14					13	16,538	
	49	18	12	6		18			18	18			6	69.83	12	18,333	
	50	18	14	2		18			16	16			2		15	19,066	
	51	10	9	1		10			10	10			1		9	15,644	
	52	5	4	1		5			5	5			1		4	15,750	
	53	21	20	1		21			20	20					21	17,176	
	54	2															
	55	6	4	2		6	1		6	6			2		3	18,666	
	56	10	10			10			10	10					10	22,300	
	57	16	14	1		16			15	15			1		13	22,807	
	58	1															
	59	4	4			4			4	4					4	17,250	
	60	13	12		1	13			12	12					13	15,038	
	61	12	11		1	12			11	11					12	15,375	
	62	4	4			4			4	4					4	12,500	
	63	5	5			5			5	5					5	12,900	
	64	14	12	1	1	14			13	13			1		13	13,615	
	65	29	28	1		29			29	29					26	13,730	
	66	4	4			3			4	3					1		
	68	28	26	2		27			28	27			1		26	12,923	
	69	23	21	2		23			23	23			2		19	13,894	
	70	18	17	1		16			18	16			1		10	17,900	
	71	6	5	1		6			6	6			1		5	19,000	
	72	5	5			5			5	5					5	23,000	
	73	15	15			15			15	15					14	18,964	
	74	9	9			9			9	9					7	21,142	
	75	29	5	22	1	29			27	27			23	86.73	5	15,200	
	76	7	6	1		7	1	1	7	7			1		6	20,333	
	77	4	4			4			4	4					4	19,000	
	78	9	8	1		9			9	9			1		6	18,500	
	79	32	32			32			32	32					26	14,307	
	80	29	26	2		28			28	28			2		24	12,875	
	81	4	4			4			4	4					4	14,000	
	82	6	6			6			6	6					6	13,333	
	83	5	2	3		5			5	5		1	3	51.00	2		
	84	1															
	86	1															
	87	11	10	1		11			11	11			1		8	17,250	
	88	8	6	2		8			8	8			1		6	17,500	
	89	11	11			11	1	1	11	11			2		8	15,000	
	90	8	8			8			8	8					7	17,857	
	91	14	10	3	1	14			10	10					13	21,692	
	92	15	11	3	1	15			11	11					14	19,714	
	95	2															
	97	4	4			4			4	4					3	23,333	
	98	11	10	1		11			11	11			1		9	14,555	
	102	9	8		1	9			8	8					9	17,655	
	103	5	5			5			5	5					5	19,000	
	104	12	12			12			12	12					12	17,083	
	105	15	15			15			15	15					15	15,466	
	106	7	7			6			7	6					6	14,750	
	107	1															
	108	3	3			3			3	3					3	18,333	
	109	9	9			9			9	9					9	16,611	

<sup>1</sup>For renter - occupied dwelling units and vacant nonseasonal not dilapidated units, for rent.  
<sup>2</sup>For owner - occupied dwelling units and vacant nonseasonal not dilapidated units, for sale only.

Table 3.—CHARACTERISTICS OF HOUSING FOR CENSUS TRACTS, BY BLOCKS: 1950—Con.

Census tract	Block	All dwelling units by occupancy and tenure					All dwelling units by condition and plumbing facilities			Occupied dwelling units			Contract monthly rent <sup>1</sup>		Value <sup>2</sup> of one-dwelling-unit structures			
		Total	Owner occupied	Renter occupied	Vacant non-seasonal not dilap., for rent or sale	Other vacant and non-resident	Number reporting	No private bath or dilap.	No running water or dilap.	Total	Persons per room		Number reporting	Average monthly rent (dollars)	Number reporting	Average value (dollars)		
											Number reporting	1.51 or more					Occupied by non-white	
1529	10	4	4			4			4	4				4	16,500			
	11	3	3			3			3	3				3	14,666			
	12	4	2			4	3	3	2	2				2				
	19	13	13			12	1	1	13	12	1			12	13,416			
	20	1																
	26	3	2	1		3			3	3				1				
	27	17	17			16			17	17				17	12,588			
	28	12	11	1		12			12	12			1	11	11,909			
	29	3	2			3			2	2				2				
	30	5	4			5			4	4				4	12,000			
	31	8	8			7			8	8				8	10,750			
	32	8	8			8			8	8				8	10,062			
	33	12	12			12			12	12	1			11	14,636			
	34	23	17	2	3	1	22		19	18				18	10,527			
	35	15	14		1		15		14	14	1			15	9,726			
	36	17	15	1		1	16		16	16				14	8,992			
	37	4	4				4		4	4				4	10,000			
	38	13	11	2			13		13	13			2	9	10,966			
	39	27	17		10		16		17	17				27	9,255			
	41	12	12				11	1	1	12	12			10	12,720			
	52	20	20				18		20	19				19	13,947			
	53	10	6		4		10		6	6				10	14,700			
	75	9	4	1	3	1	7		5	5				5	13,900			
	86	2																
	98	1																
	1551	10	1															
		11	90		87	3	90	1	1	87	87			87	86,68	3	15,000	
		12	137		120	5	12	137	1	1	120	120	1	2	120	90,30	4	15,000
		14	104	1	102	1		103			103	103	1	1	103	86,61		
		16	1															
		24	221	8	211	2		213	3	2	219	213	1	4	210	100,31	3	6,833
		25	245		239	3	3	242			239	236			238	86,80		
		26	192		190		2	190		1	190	189		2	187	96,97		
		27	186	1	181	3	1	186			182	182	1	1	181	97,85		
		28	140		136	4		136			136	136	1	1	136	98,57		
		29	138		132	4	2	132			132	132			136	101,37		
		31	100	1	98	1		96			99	95	1		96	100,85		
		32	44		43	1		44			43	43			44	101,20		
33		171		169	2		168			169	169			171	98,82			
35		175		174		1	165		1	174	172	2		171	101,03			
36		203	10	190	3		203	1	1	200	200		3	188	105,77	10	10,200	
37		179	1	176	1	1	179	2	2	177	177			176	87,05			
39		11	11				11			11	11				11	10,954		
40		25	24	1			25			25	25				23	11,717		
41		23	22		1		23			22	22			1	23	11,413		
42		25	25				25			25	25				25	11,640		
43		23	22	1			23			23	23			1	22	11,222		
44		23	21	1		1	23			22	22			1	21	11,000		
45		15	14	1			15			15	15	1		1	13	11,030		
46		30	28	1		1	30		1	29	29			27	11,611			
47		16	14		1	1	16		1	14	14	1		1	14	10,350		
48		23	22	1			23			23	23			21	10,061			
51		5	5				5			5	5			4	10,750			
52		9	9				9			9	9			9	10,866			
53		7	5		1	1	7			5	5			6	12,000			
54		13	11	2			13		4	13	13			1	9	11,666		
55		13	12			1	13			12	12	1		11	11,227			
56		14	9		1		14			9	9			9	13,111			
57		7	2		4	1	7			2	2			2				
1571		1	7	6	1		7			7	7			1	5	12,640		
		2	16	14	2		16			16	16			1	12	12,000		
		3	18	18			18			18	18				18	12,166		
		4	18	15			18			18	18				15	13,733		
	5	157	26		3	3	154			150	150			124	98,41			
	6	170		124	3	4	169			166	166			167	91,51			
	7	159	5		2	2	158			155	155	2		150	88,51			
	8	108	2		1	1	106			107	105			102	89,76			
	9	28	23				23			25	25			1	21	11,785		
	10	66	65	1			66			66	66			63	10,684			
	11	35	30	5			35			35	35		5	27	13,251			
	12	13	13				13			13	12			13	13,923			
	14	29	29				29			29	29			4	12,625			
	15	31	31				31			31	29	1		2				
	16	33	33				32			33	32			9	11,111			
	17	34	47				47			48	47			39	11,907			
	18	35	33	1			35		1	35	35		2	1	12,316			
	19	34	34				34			34	34			30	13,604			
	20	22	20	2			22			22	22			19	13,010			
	21	8	7	1			8			8	8			7	15,600			
	22	10	10				10			10	10			10	14,390			
	26	10			10		10			10	10			10	10,500			
	27	11	5		6		11			5	5			1	10,950			

<sup>1</sup>For renter-occupied dwelling units and vacant nonsessional not dilapidated units, for rent.  
<sup>2</sup>For owner-occupied dwelling units and vacant nonsessional not dilapidated units, for sale only.

Table 3.—CHARACTERISTICS OF HOUSING FOR CENSUS TRACTS, BY BLOCKS: 1950—Con.

Census tract	Block	All dwelling units by occupancy and tenure					All dwelling units by condition and plumbing facilities			Occupied dwelling units			Contract monthly rent <sup>1</sup>		Value <sup>2</sup> of one-dwelling-unit structures		
		Total	Owner occupied	Renter occupied	Vacant non-seasonal not dilap., for rent or sale	Other vacant and non-resident	Number reporting	No private bath or dilap.	No running water or dilap.	Total	Persons per room		Occupied by non-white	Number reporting	Average monthly rent (dollars)	Number reporting	Average value (dollars)
											Number reporting	1.51 or more					
1571	28	6	6			6			6	6					5	12,200	
	29	6	6			6			6	6				6	12,383		
	30	29	29			29			29	29				29	13,706		
	31	30	30			30			30	30				30	12,500		
	32	26	26			26			26	26				26	12,720		
	33	30	30			30			30	30				29	12,427		
	34	23	21	2		23			23	23				21	11,833		
	35	30	25	2		30		5	30	23				3	10,533		
	36	36	25		2	36		9	25	22				6	11,166		
	37	13	11		2	13		2	11	8				4	12,250		
	38	3				3		3									
	39	10				10		7									
	40	7				7		2									
	41	35	27	6		34		3	1	33	31			6	57.50	16	11,162
	42	19	14			19		5		14	14		1			2	
	43	11	1		10	11				1	1					11	9,727
	44	11	11			10				11	11					10	12,000
	45	30		1		29				30	28			1		25	11,784
	46	34	32	2		34				34	34			2		30	12,446
	47	30	29	1		30				30	30			1		28	12,857
	48	10	7		3	9				7	6					9	10,944
	49	27	22		5	27				22	22					25	11,120
	50	15	3		12	15				3	3			1		14	10,692
	54	8	8			8				8	8					8	11,125
	55	10	10			10				10	10					10	11,850
	56	5	5			5				5	5					4	9,200
	57	17	16	1		17				17	17			1		16	11,625
	58	26	24	1	1	26				25	25			1		25	13,300
	59	25	22	3		25				25	25			3	94.33	20	13,315
	60	18	16	1		18		1		17	17					15	12,200
	61	19	17	1	1	18				18	17			1		17	12,111
	62	20	16		4	20				16	16		1			1	
	63	18	12		3	18		3		12	4					5	14,000
	64	8	8			8				8	7					3	10,333
	66	33	22	10	1	31				32	29			10		6	10,716
	67	36	21	13	2	33		2		34	32			13	82.50	9	11,500
	68	33	32	1		31				33	30			1		29	11,675
	69	31	29	2		27		1		31	29		1			29	11,913
	70	29	26	2		29				28	28			2		26	12,269
	71	30	29	1		29				30	30					27	12,000
	72	25	23	2		25				25	25					23	11,891
	73	20	18	2		20				20	20			1		16	12,700
	74	20	20			20				20	20					20	12,100
	75	11	11			11				11	11					11	12,272
	76	2															
77	12	12			12				12	12					12	11,050	
78	17	11	6		17				17	17		1		6	58.33	10	11,550
79	20	20			20				20	20					20	8,645	
80	20	20			20				20	20					20	9,345	
81	33	29	4		33		2	2	33	32		2		4	53.50	24	9,520
82	11	11			11				11	11					11	11,227	
83	16	14	1	1	15				15	14			1		13	10,884	
84	2																
86	17	16			17		1		16	16					15	11,986	
87	21	21			21				21	21					21	11,547	
88	19	18			18		1		18	18					18	11,722	
90	21	21			21				21	21					21	10,761	
91	21	21			21				21	21					21	12,214	
92	24	21		3	24		1	1	21	21					21	11,619	
93	24	24			22				24	23					24	11,562	
94	52	32	19		50				51	46			18	86.11	16	11,500	
95	39	27	9	2	37		1		36	35			10	74.50	13	10,576	
1579	1	6	6			6			6	6		1			6	9,933	
	2	2															
	3	2															
	4	6	6			6			6	6					6	11,300	
	5	5	5			5			5	5					5	12,000	
	7	19	18	1		19			19	19		1			17	13,882	
	8	13	13			13			13	13		1			13	10,769	
	9	15	15			15			15	15					14	11,835	
	10	28	26	2		27			28	28				2		26	10,761
	12	11	11			11			11	11					11	10,045	
	13	9	9			9			9	9					9	10,777	
	14	19	19			18			19	19					18	11,316	
	15	7	7			7			7	7					7	11,071	
	16	20	18	2		20			20	20				1		17	11,205
	17	3	2		1	3			2	2	2				3	12,666	
	18	9	7		7	9			7	7	7				9	11,511	
	19	7	7			7			7	7					7	13,857	
	20	5			5	5			5						5	11,200	
21	1																
22	7			6	7		1							6	12,000		
23	4	3		1	4				3	3				4	11,000		
24	13	10		3	13				10	10				13	11,130		

<sup>1</sup>For renter - occupied dwelling units and vacant nonseasonal not dilapidated units, for rent.  
<sup>2</sup>For owner - occupied dwelling units and vacant nonseasonal not dilapidated units, for sale only.

Table 3.—CHARACTERISTICS OF HOUSING FOR CENSUS TRACTS, BY BLOCKS: 1950—Con.

Census tract	Block	All dwelling units by occupancy and tenure					All dwelling units by condition and plumbing facilities			Occupied dwelling units			Contract monthly rent <sup>1</sup>		Value <sup>2</sup> of one-dwelling-unit structures	
		Total	Owner occupied	Renter occupied	Vacant non-seasonal not dilap., for rent or sale	Other vacant and non-resident	Number reporting	No private bath or dilap.	No running water or dilap.	Total	Persons per room		Number reporting	Average monthly rent (dollars)	Number reporting	Average value (dollars)
											Number reporting	1.51 or more				
1579	25	12	5		7	12			5	5				12	10,583	
	26	18	18			18			18	18				18	10,394	
	27	3			3	3								3	11,000	
	29	13	11		2	13			11	11	1			13	10,200	
	33	7	7			7			7	7				6	11,366	
	34	1														
	35	7	7			6			7	7				5	12,380	
	36	20	19		1	20			19	19	1			19	12,168	
	37	13	12	1		13			13	13			1	9	13,500	
	38	1														
	40	15	15			15			15	15				15	14,620	
	41	29	29			29	1	1	29	29				29	14,706	
	42	27	26	1		27			27	26			1	25	13,012	
	43	27	27			27			27	27			1	25	12,288	
	44	26	26			26			26	26	2			25	11,992	
	45	29	26	2	1	29			28	28		2		27	11,781	
	46	22	22			22			22	22			2	20	11,255	
	47	6	6			6			6	6				6	10,750	
	49	25	1		23	25	1	1	25	1			1	23	10,608	
	50	20			20	20			1	1			1	20	9,910	
	51	23	23			23			23	23				23	10,769	
	52	8	8			8			8	8				8	11,337	
	55	13	6		7	13			6	6				13	9,949	
	56	35	18	1	16	35			19	19			1	34	10,747	
	57	7	7			6			7	7				7	11,142	
	62	12	12			12			12	12				12	10,891	
	63	11	11			11			11	11				11	13,063	
	64	10	8	1	1	10			9	9			1	8	10,975	
	65	14	6		5	11			6	6			1	11	10,154	
	66	11	9		1	4	1	1	9	9				10	10,200	
	67	22	11		11	22			11	11	1		3	21	9,923	
	68	1	6		1	15			6	6				14	10,264	
	69	2														
	70	12	9	1	2	12		1	10	10				10	11,700	
	71	30	27		3	30		1	27	27				29	11,796	
	73	28	16		9	28			16	16				25	12,680	
	74	22	9		12	22			9	9				21	13,033	
	75	18			18	18			18	18				12	13,000	
	76	19	18	1		19			19	19				17	11,441	
	77	18	18			18			18	18				17	11,370	
	78	13	13			13			13	13				13	14,441	
	79	29	27	1	1	29			28	28			1	25	12,880	
	80	43	41	1	1	43			42	42			1	39	12,576	
	81	37	34	1	2	36		1	35	35			1	33	13,546	
	82	27	17		10	27		1	18	18				21	13,357	
	83	21	8		13	20			8	8			1	20	12,810	
	84	17	6		11	16			6	6				17	12,235	
	85	27	18	1	8	27			19	19			2	24	9,945	
	86	18	9		8	16			9	9				17	11,635	
	87	19	17	2		19		1	19	19			2	15	11,086	
	88	34	31		1	33		1	33	33			2	30	11,253	
	89	11	11			11			11	11				11	11,845	
	90	20	19		1	20			20	20			1	18	11,905	
	91	6	3		1	6		1	4	4			1	3	11,333	
	92	123	3		118	122		1	3	3			118	2		
	93	48	8		48	48			8	8			48	8	11,700	
	96	8	5			5			5	5				5	13,500	
	97	5	5			5			5	5				5	13,777	
	98	10	10			10			10	10				9		
	99	12	12			12			12	12				12	13,666	
	100	13	10		1	13			12	12			1	10	11,300	
	101	24	12	1	11	24			13	13			2	22	10,418	
	102	12	7		4	12			8	8			1	11	9,363	
	103	24	15	6	3	24			21	21			6	12	9,625	
	104	25	23	2		23			25	25			2	22	14,331	
	105	22	20	2		20			22	21			1	19	12,247	
	106	23	22	1		23			23	23			1	20	13,000	
	107	25	25			25			25	25				24	12,229	
	108	29	24	4		28		1	28	27			4	23	13,021	
	109	9	9			9			9	9				9	12,833	
	110	14	13	1		14			14	14			1	12	12,216	
	111	8	8			8			8	8				8	12,625	
	112	18	17		1	18			17	17				16	12,456	
	113	16	16			15			16	16				16	12,412	
	114	23	22	1		23		1	23	23			1	20	11,745	
	115	37	37			37			37	37				37	12,345	
	116	36	34	1		36		1	35	35			1	31	11,322	
	117	27	27			26			27	27			1	25	13,060	
	118	47	38	7	2	44		1	45	45			7	31	12,832	
	119	24	20	4		23			24	24			3	17	9,058	
	120	18	13	5		12		6	18	17			5	13	8,538	
	121	14	13	1		14		2	14	14			1	12	6,666	
	122	4	3	1		4			4	4			1	3	9,100	
	123	2														
	124	8	8			8			8	8				8	9,775	
	125	14	6		8	14		1	6	6				13	9,861	

<sup>1</sup>For renter-occupied dwelling units and vacant nonseasonal not dilapidated units, for rent.

<sup>2</sup>For owner-occupied dwelling units and vacant nonseasonal not dilapidated units, for sale only.

HOUSING—BLOCK STATISTICS

Table 3.—CHARACTERISTICS OF HOUSING FOR CENSUS TRACTS, BY BLOCKS: 1950—Con.

Census tract	Block	All dwelling units by occupancy and tenure					All dwelling units by condition and plumbing facilities			Occupied dwelling units			Contract monthly rent <sup>1</sup>		Value <sup>2</sup> of one-dwelling-unit structures	
		Total	Owner occupied	Renter occupied	Vacant non-seasonal not dilap., for rent or sale	Other vacant and non-resident	Number reporting	No private bath or dilap.	No running water or dilap.	Total	Persons per room		Number reporting	Average monthly rent (dollars)	Number reporting	Average value (dollars)
											Number reporting	1.51 or more				
1579	131	7	5	1	1	6			6	6				6	8,333	
	132	12	5			12			5	5				12	10,708	
	133	33	28	3	1	33	3	3	31	31	1	3	7 6.66	26	8,857	
	134	26	19	6	1	26	1	1	25	25		5	51.00	19	8,842	
	135	28	24	4		28	3	3	28	28		4	43.75	20	7,985	
	136	23	21	2	1	22			22	22		1		21	8,871	
	137	22	20	2		22	1	1	22	22		2		17	8,864	
	139	21	21			21			21	21				21	12,028	
	140	20	18	1		20	1	1	19	19		1		17	10,364	
	141	20	19	1		20			20	20		1		19	12,647	
	142	11	11			11			11	11				11	11,136	
	143	42	39	3		42			42	42		2		38	10,073	
	144	23	23			23			23	23				20	9,175	
	145	33	26	7		33			33	33		6	5 4.33	16	10,250	
	146	34	22	11	1	34	5	5	33	33		10	61.40	14	9,214	
	147	23	19	4		23			23	23		4	56.75	15	9,200	
	148	18	10	7	1	16	1	1	17	17		7	46.00	11	9,883	
	149	7	7			7			7	7				7	10,500	
	150	5	3	2		2			5	5		2		2		
	151	16	13	3		10	1	1	16	16		2	4 6.56	10	9,200	
152	21	18	3		21			21	21		3	65.00	14	10,107		
153	24	18	6		24	1		24	24	1	6	48.66	10	9,900		
154	10	9	1		10			10	10		1		6	9,500		
155	40	2	38		40			40	40	1	37	108.10	2			
157	10	8	2		10	2	2	10	10		2		8	10,062		
158	8	7	1		8			8	8		1		5	11,000		
159	4	3	1		4			4	4		1		2			
1617	1	52	38	9	5	50	3	2	47	47	1	9	7 3.66	35	10,828	
	2	30	29	1		30			30	30		1		29	11,965	
	3	26	26			26			26	26				26	13,134	
	4	22	21	1		22			22	22				19	12,105	
	5	12	11	1		12			12	12		1		10	13,000	
	6	20	20			20			20	20				20	12,885	
	7	27	25	1		26			26	26		1		25	13,380	
	8	17	16	1	1	17			17	17		1		16	14,156	
	9	19	18	1		19	1	1	19	19	2	1		17	11,705	
	10	6	3	1		6			4	4		1		3	12,333	
	11	21	7			20			7	7				6	11,000	
	12	27	25	2		26			27	27		2		24	11,687	
	13	46	42	3	1	42			45	45		3	7 8.33	32	10,421	
	14	9	9			7			9	9				8	8,625	
	15	21	17	4		21	1	1	21	21		4	6 8.75	13	11,269	
	16	11	3			9			3	3				3	13,000	
	17	12				12	1	1	12	12				8	12,625	
	18	9	9			8			9	9				31	10,806	
	19	33	32	1		33	1	1	33	33		1		16	12,500	
	20	17	16	1		17			17	17				16	12,500	
	21	16	16			16			16	16				16	12,937	
	22	43	43			43			43	43				40	13,775	
	23	23	21	2		23			23	22		1		19	12,315	
	24	50	45	4	1	49			49	49		4	4 8.75	46	11,695	
	25	10	1	1		9			10	10				9	12,777	
	26	18	13	4		16			17	16	1	3	65.00	13	10,846	
	27	38	32	4	1	38			38	38		6	55.16	30	11,300	
	28	47	37	4	2	47	2	2	45	44		6	60.83	37	11,472	
	29	33	28	4	1	32	2	2	32	32		4	98.75	27	10,481	
	30	62	50	10		62	3	2	60	60		9	54.00	42	11,647	
	32	9	8	1		9			9	9				7	10,214	
	33	26	21	5		26			26	26		5	47.40	16	9,281	
	34	52	25	27		52			52	52		26	40.65	11	9,954	
	35	62	46	12	1	62	5		58	58		11	45.00	29	9,975	
	36	35	31	4		35			35	35		4	45.00	28	10,560	
	37	59	53	6		58			59	58		5	64.00	45	10,320	
	38	29	23	6		29			29	29		6	55.83	13	9,961	
	39	16	16			16			16	16				16	19,687	
	40	41	40			41			40	40	1			40	11,632	
	41	29	26	3		29			29	29		3	3 6.66	21	10,261	
42	36	33	3		36			36	34		3	4 6.66	29	9,568		
43	46	41	5		45			46	45		5	63.00	39	9,807		
44	51	44	6		50	1	1	50	50		6	47.00	38	10,100		
45	56	47	8	1	55	1	1	55	54		6	51.66	36	9,952		
46	41	28	13		41	1	1	41	41			60.00	25	9,240		
47	11	11			10			11	11	2	1	4 4.54	11			
48	35	16	19		34	1		35	35		18	37.38	11	8,954		
49	44	38	6		44			44	44		6	50.00	32	10,134		
50	26	24	1		26			25	24		1		21	9,747		
51	2															
1621	1	48	42	6		48	1	1	48	48		6	49.83	38	10,000	
	2	37	30	7		37			37	37		7	57.28	24	13,333	
	3	20	16	4		20			20	20		4	57.00	9	11,111	
	4	7	5	2		7			7	7				5	7,900	
	5	15	7	7		15			14	14		7	3 5.71	4	8,250	
	6	6	2	2	2	6	2	1	4	4	1			1		

<sup>1</sup>For renter - occupied dwelling units and vacant nonseasonal not dilapidated units, for rent.  
<sup>2</sup>For owner - occupied dwelling units and vacant nonseasonal not dilapidated units, for sale only.

Table 3.—CHARACTERISTICS OF HOUSING FOR CENSUS TRACTS, BY BLOCKS: 1950—Con.

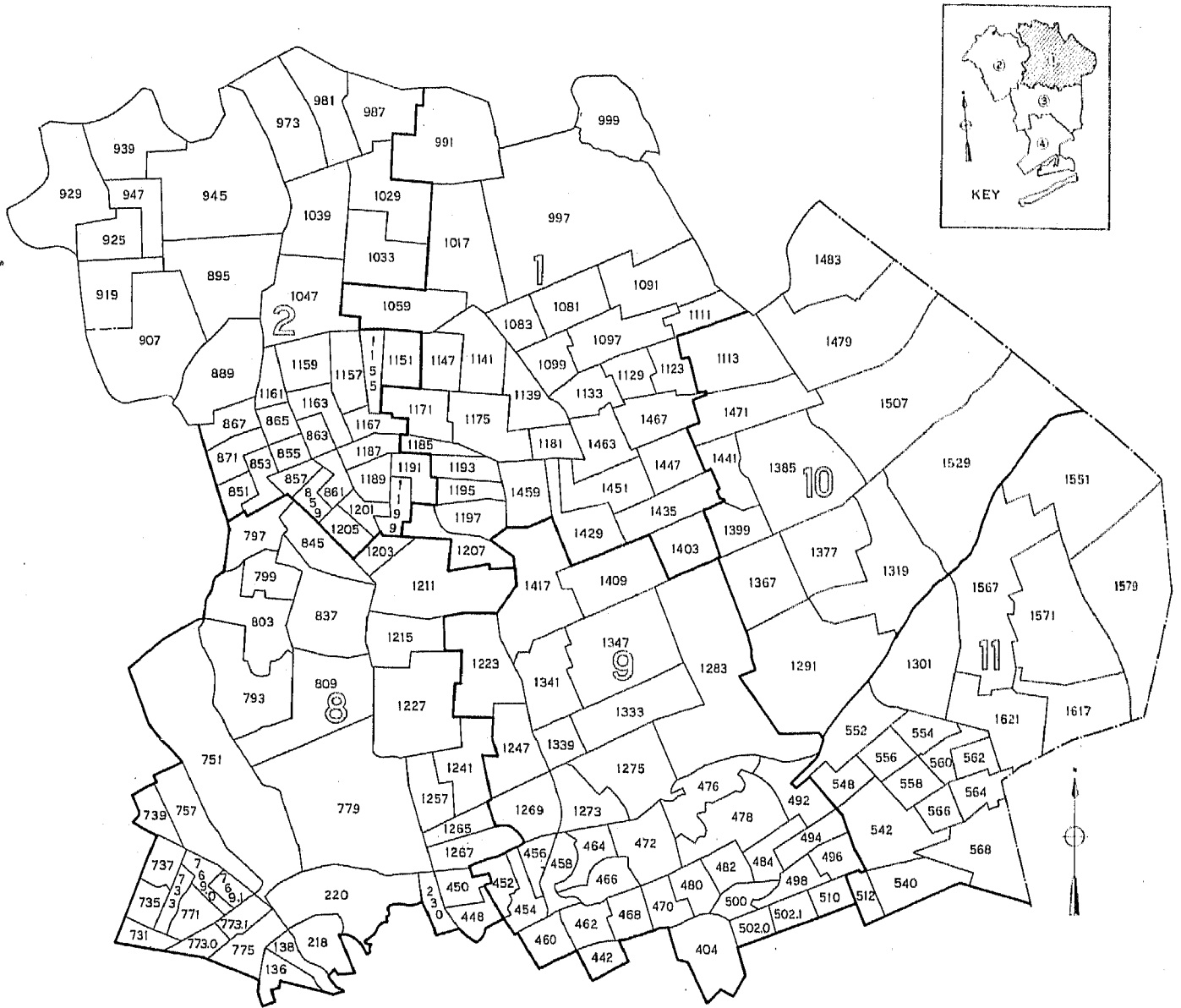
Census tract	Block	All dwelling units by occupancy and tenure					All dwelling units by condition and plumbing facilities			Occupied dwelling units			Contract monthly rent <sup>1</sup>		Value <sup>2</sup> of one-dwelling-unit structures		
		Total	Owner occupied	Renter occupied	Vacant non-seasonal not dilap., for rent or sale	Other vacant and non-resident	Number reporting	No. private bath or dilap.	No running water or dilap.	Total	Persons per room		Occupied by non-white	Number reporting	Average monthly rent (dollars)	Number reporting	Average value (dollars)
											Number reporting	1.51 or more					
1621	7	6	1	5		6	2		6	6	1		4	19.50	1		
	8	25	19	6		25			25	25	1		5	54.20	14	9.778	
	9	9	4	5		9	4		9	9			5	34.60	3	10.333	
	11	28	25	3		28			28	28			3	75.00	25	10.152	
	13	29	19	8	2	29			27	27			8	44.87	14	9.535	
	14	31	22	7	2	31			29	29			7	43.71	16	10.250	
	15	32	24	8		32	2		29	29			6	45.83	16	10.281	
	16	34	25	9		34	2		34	34			6	48.66	16	10.187	
	17	42	30	11	1	42			41	41			12	54.58	20	10.455	
	18	37	22	15		37			37	37	1		14	60.14	17	10.147	
	19	1															
	20	37	26	11		37			37	37			11	55.63	15	10.000	
	21	46	35	11		46			46	46			11	56.09	24	10.325	
	22	49	40	9		49			49	49			11	53.33	29	9.896	
	23	43	25	17	1	42	1	1	42	44			17	44.47	19	10.000	
	24	44	30	14		42			44	44			12	45.91	17	10.352	
	25	48	39	7	2	47			46	46			7	44.14	31	9.919	
	26	54	41	13		54	2	1	54	54			7	44.14	31	9.919	
	27	41	29	12		36	1	1	41	41	1		12	50.58	30	12.616	
	28	27	25	2		26			27	27	1		12	42.06	21	10.523	
	29	49	38	11		47			27	27	1		1		23	13.173	
	30	10	9	1		9			49	49			10	45.30	30	9.766	
	31	14	14			13			10	9			1		8	10.125	
	32	21	19	2		20			14	14			1		13	10.538	
	33	27	23	4		22			21	21			2		14	10.500	
	34	32	25	7		26			27	26			4	62.75	19	10.105	
	35	4	1	3		4			32	29			6	48.50	19	11.157	
	36	21	17	4		19			4	4			3	65.00	1		
	37	32	26	4	2	29			21	19			3	56.66	13	10.346	
	38	51	38	12		42		1	30	28			4	61.25	20	10.650	
	40	40	35	5		40		1	50	49	2		10	64.30	28	11.696	
	41	10	10			10			40	40	1		5	41.60	28	10.625	
	42	42	31	11		42			10	10			1		10	11.100	
	43	41	34	6	1	39			42	42			11	80.36	27	10.555	
	44	9	8	1		8		1	40	38			6	56.66	27	10.851	
	45	6	4	2		5			9	8			1		7	10.857	
	47	3	2	1		3			6	5			1		3	13.333	
	48	2							3	3			1		2		
	49	4	4			4			4	4					4	11.625	

<sup>1</sup>For renter-occupied dwelling units and vacant nonseasonal not dilapidated units, for rent.  
<sup>2</sup>For owner-occupied dwelling units and vacant nonseasonal not dilapidated units, for sale only.



QUEENS BOROUGH, NEW YORK, BY CENSUS TRACTS: 1950

KEY MAP  
PART 1 OF 4 PARTS



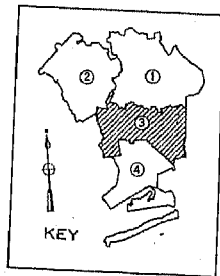
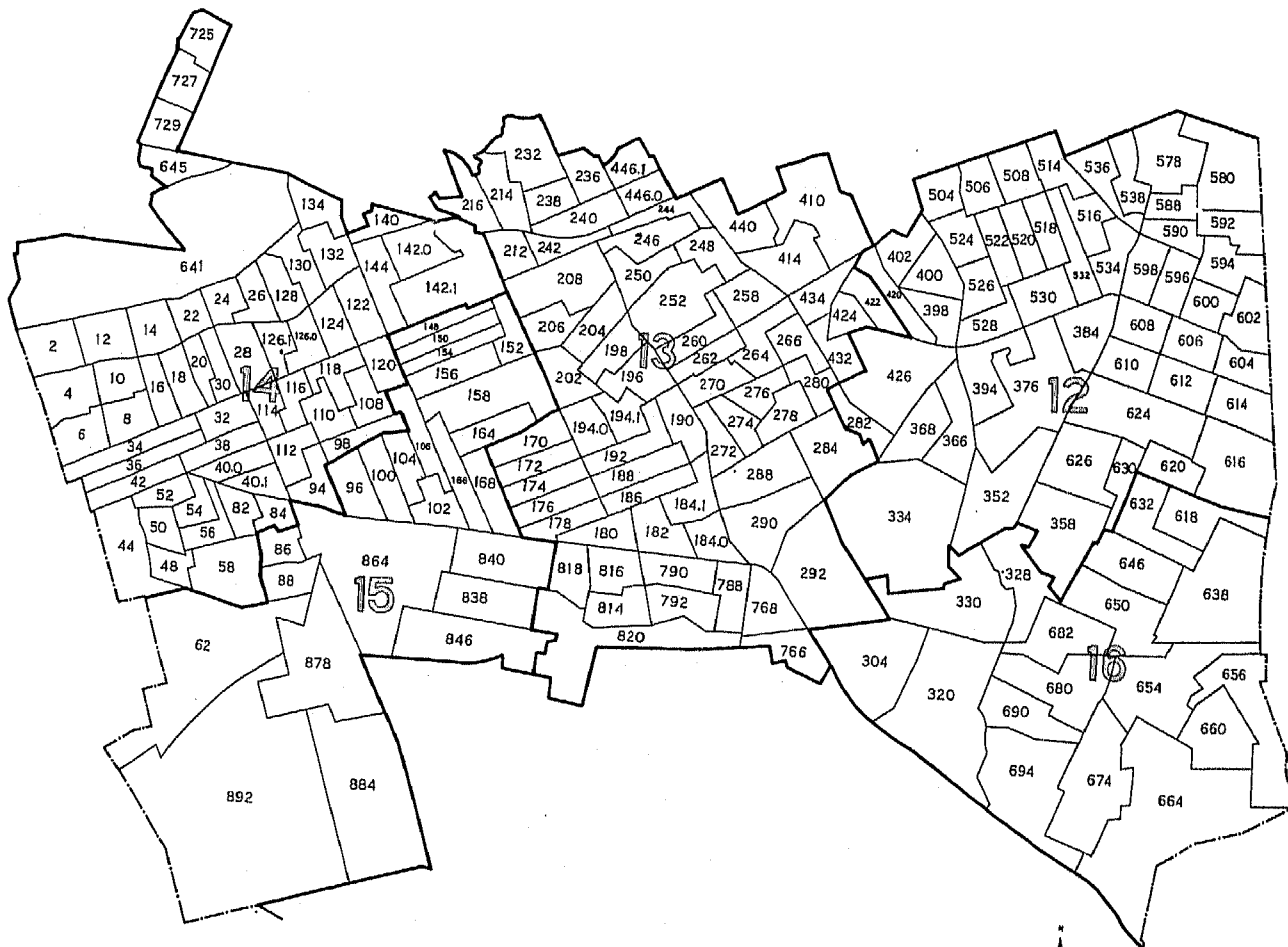
LEGEND  
TRACT NUMBER  
PART NUMBER



QUEENS BOROUGH, NEW YORK, BY CENSUS TRACTS: 1950

KEY MAP

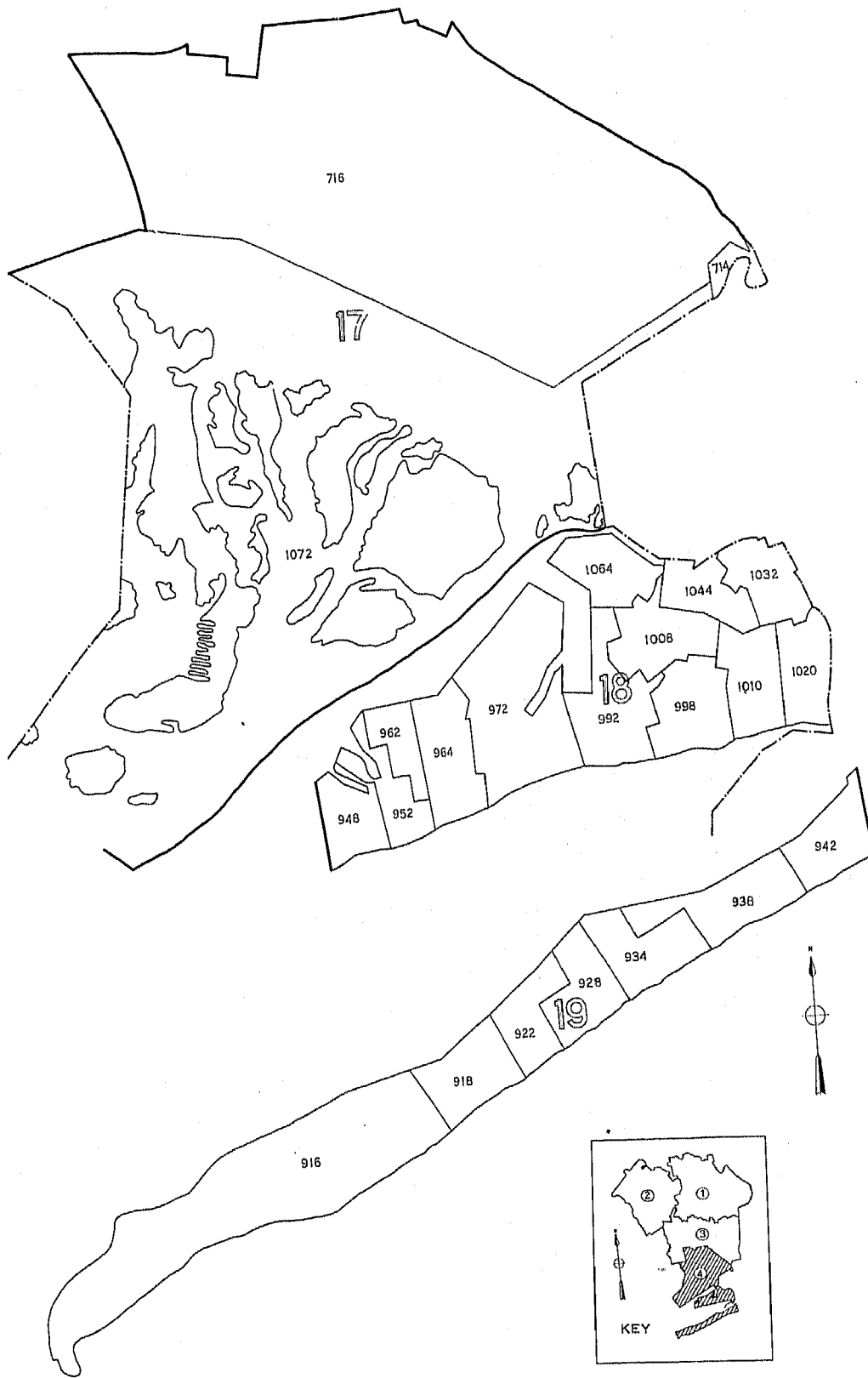
PART 3 OF 4 PARTS



LEGEND  
TRACT NUMBER  
PART NUMBER


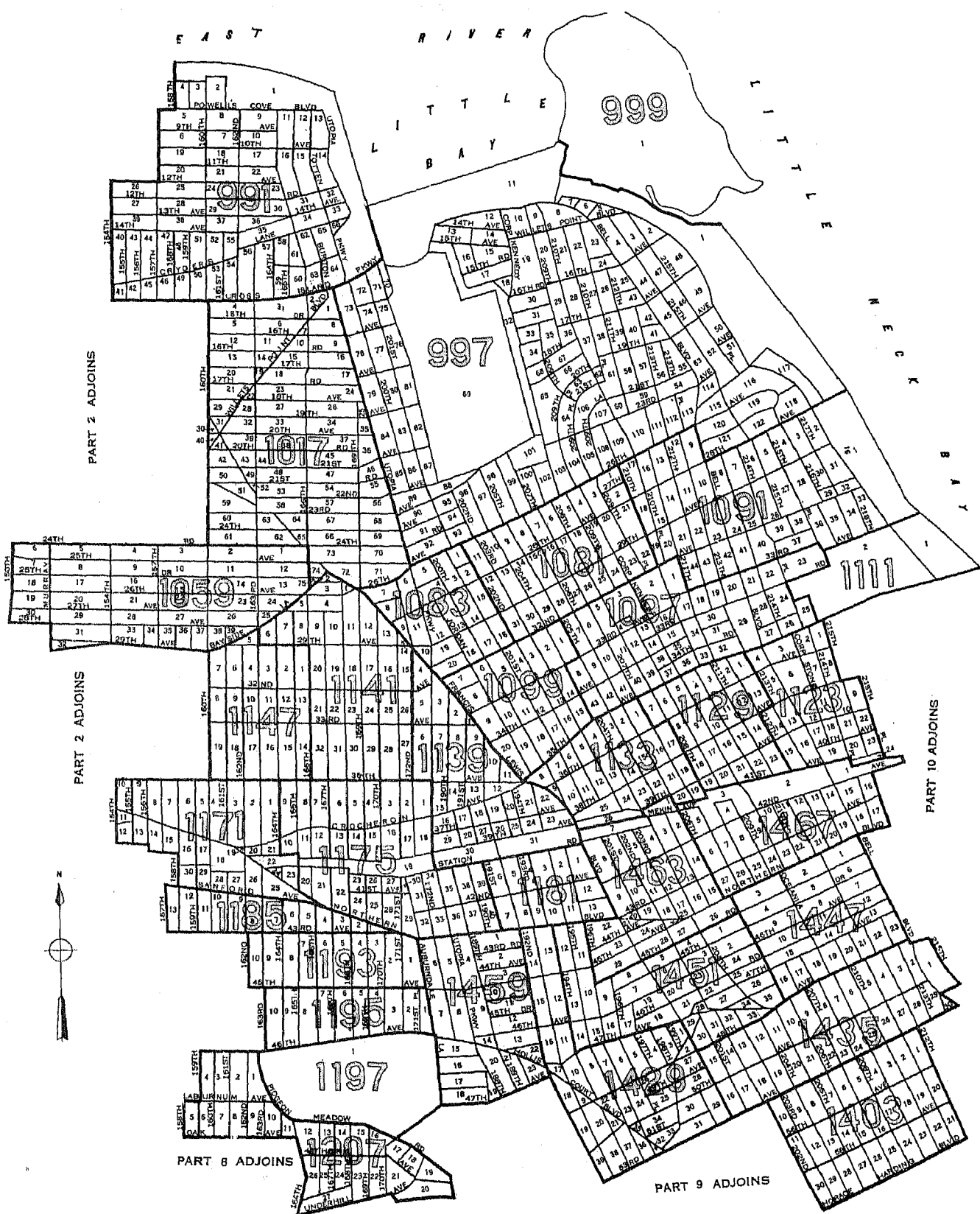
QUEENS BOROUGH, NEW YORK, BY CENSUS TRACTS: 1950

KEY MAP  
PART 4 OF 4 PARTS



LEGEND  
TRACT NUMBER 9  
PART NUMBER 1

QUEENS BOROUGH, NEW YORK, BY CENSUS TRACTS AND BLOCKS: 1950  
PART 1 OF 19 PARTS



LEGEND

BLOCK NUMBERS 25

TRACT NUMBERS 2

TRACT BOUNDARIES

U.S. DEPARTMENT OF COMMERCE, BUREAU OF THE CENSUS

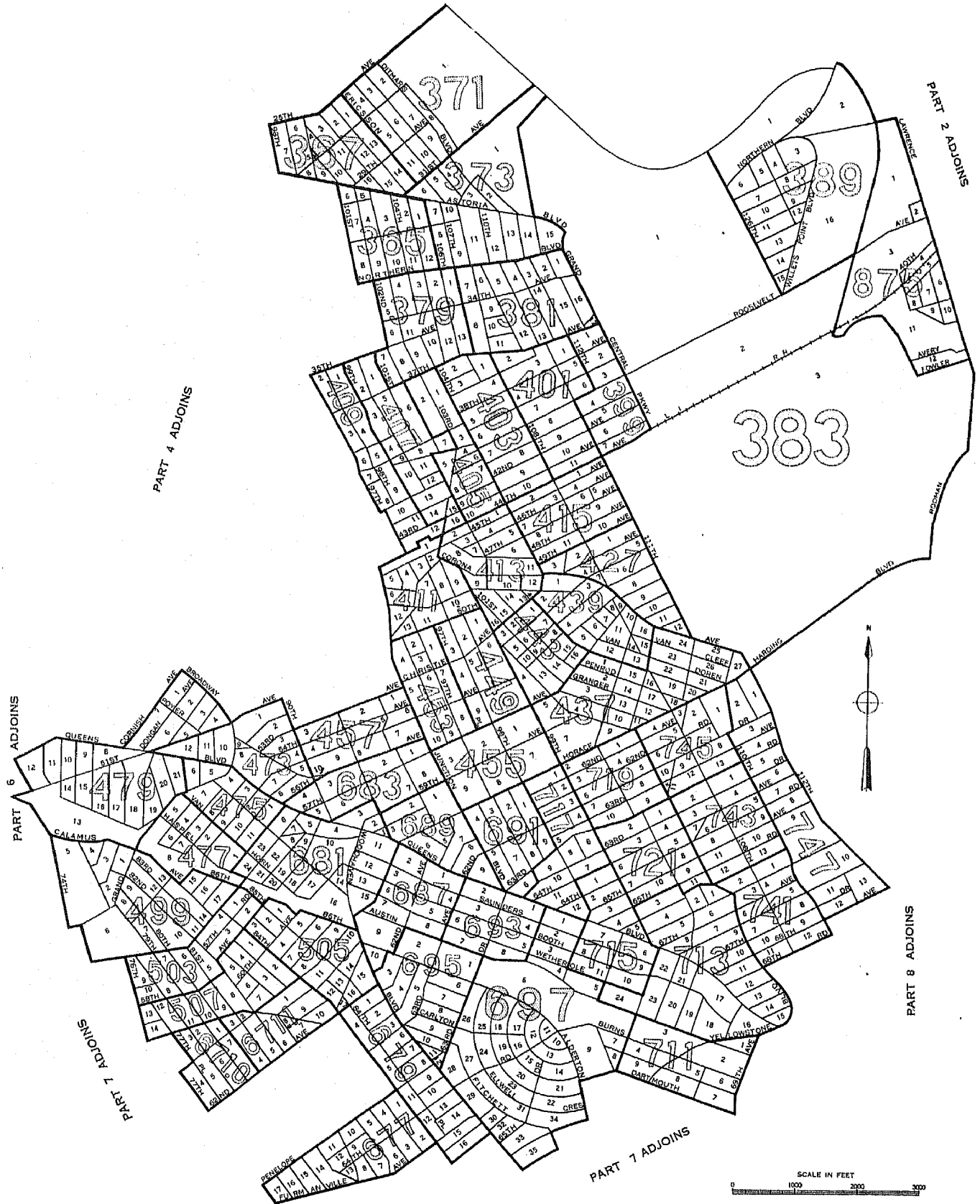
QUEENS BOROUGH, NEW YORK, BY CENSUS TRACTS AND BLOCKS: 1950  
 PART 2 OF 19 PARTS



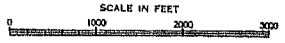
LEGEND

BLOCK NUMBERS	25
TRACT NUMBERS	2
TRACT BOUNDARIES	—

U.S. DEPARTMENT OF COMMERCE, BUREAU OF THE CENSUS



383



LEGEND

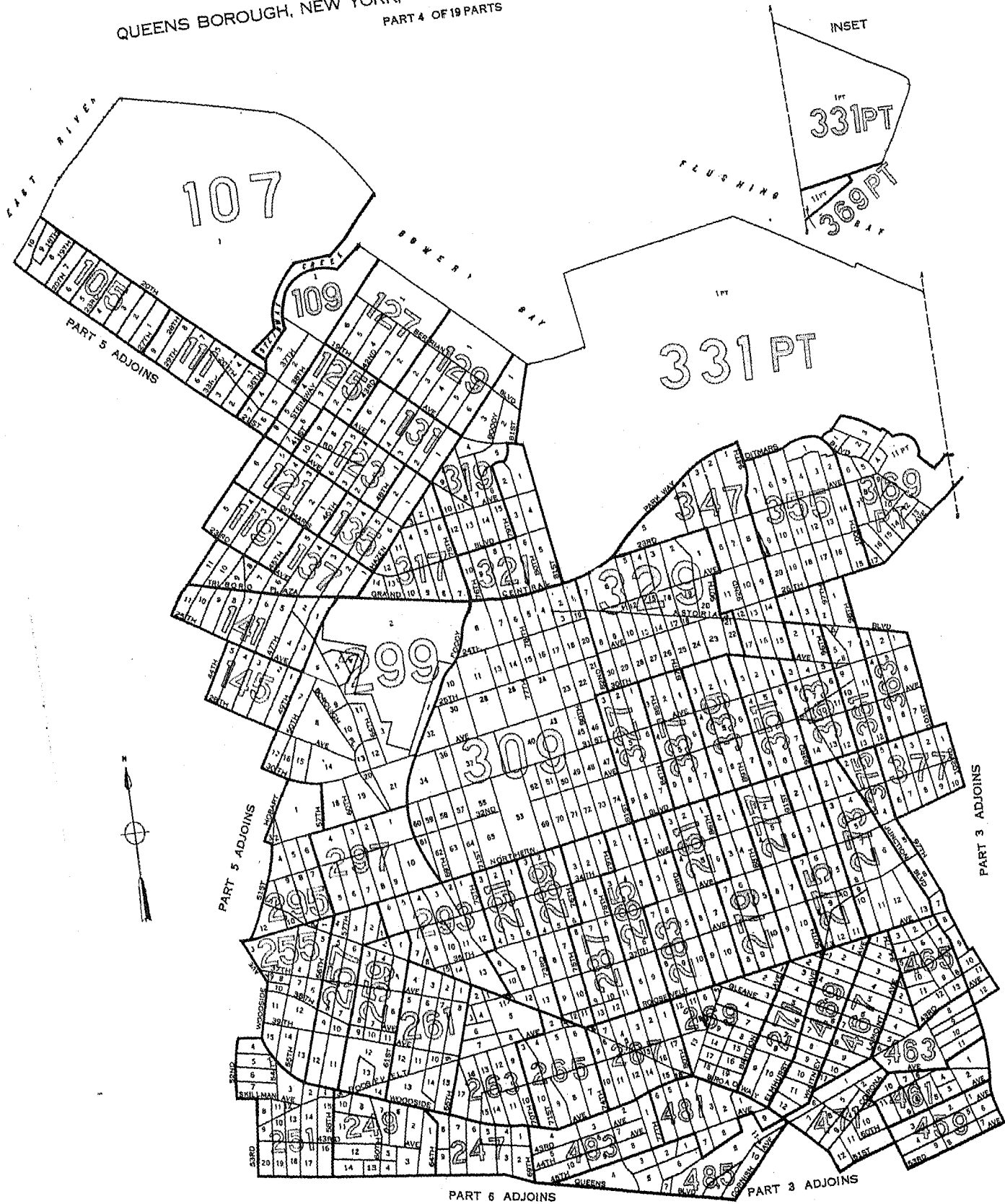
BLOCK NUMBERS

TRACT NUMBERS

TRACT BOUNDARIES

U.S. DEPARTMENT OF COMMERCE, BUREAU OF THE CENSUS

QUEENS BOROUGH, NEW YORK, BY CENSUS TRACTS AND BLOCKS: 1950  
PART 4 OF 19 PARTS



LEGEND

25  
2

BLOCK NUMBERS  
TRACT NUMBERS  
TRACT BOUNDARIES

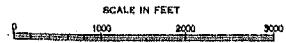
U.S. DEPARTMENT OF COMMERCE, BUREAU OF THE CENSUS





PART 4 ADJOINS

PART 6 ADJOINS



LEGEND

BLOCK NUMBERS

TRACT NUMBERS

TRACT BOUNDARIES

U.S. DEPARTMENT OF COMMERCE, BUREAU OF THE CENSUS

QUEENS BOROUGH, NEW YORK, BY CENSUS TRACTS AND BLOCKS: 1950

PART 6 OF 19 PARTS



LEGEND

BLOCK NUMBERS 25

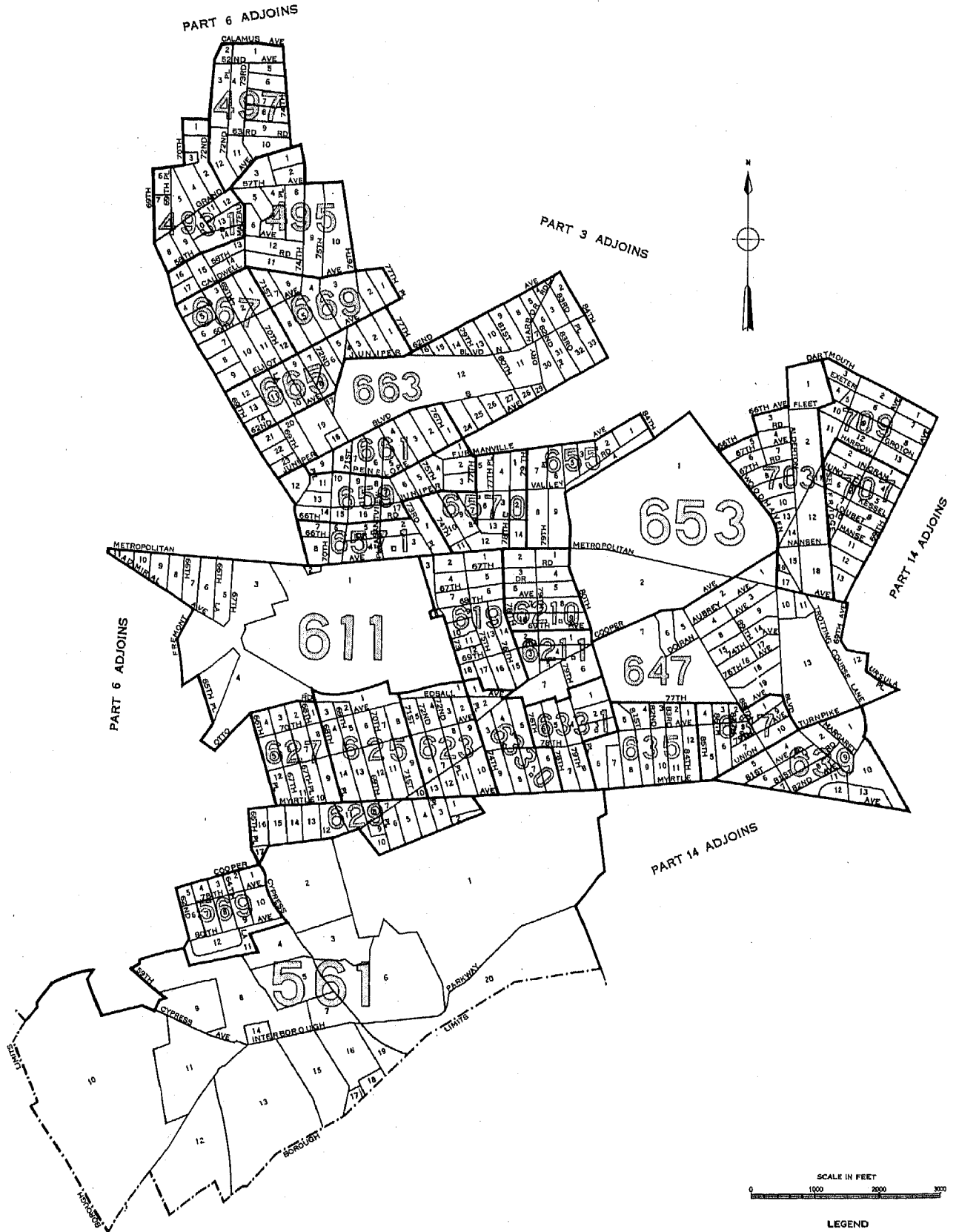
TRACT NUMBERS 2

TRACT BOUNDARIES

US DEPARTMENT OF COMMERCE, BUREAU OF THE CENSUS

QUEENS BOROUGH, NEW YORK, BY CENSUS TRACTS AND BLOCKS: 1950

PART 7 OF 19 PARTS



LEGEND

BLOCK NUMBERS

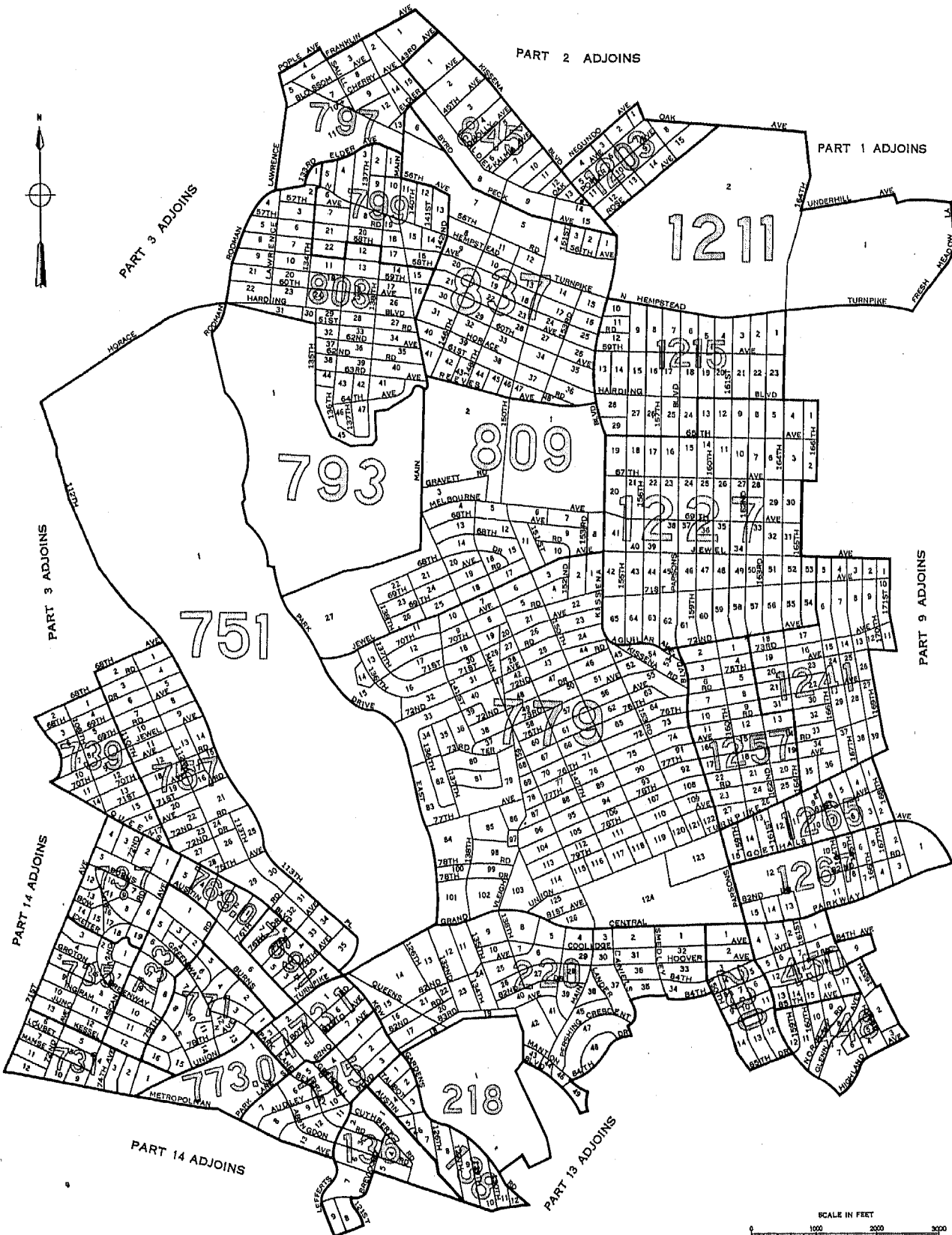
TRACT NUMBERS

TRACT BOUNDARIES

U.S. DEPARTMENT OF COMMERCE BUREAU OF THE CENSUS

QUEENS BOROUGH, NEW YORK, BY CENSUS TRACTS AND BLOCKS: 1950

PART 8 OF 19 PARTS



LEGEND

BLOCK NUMBERS

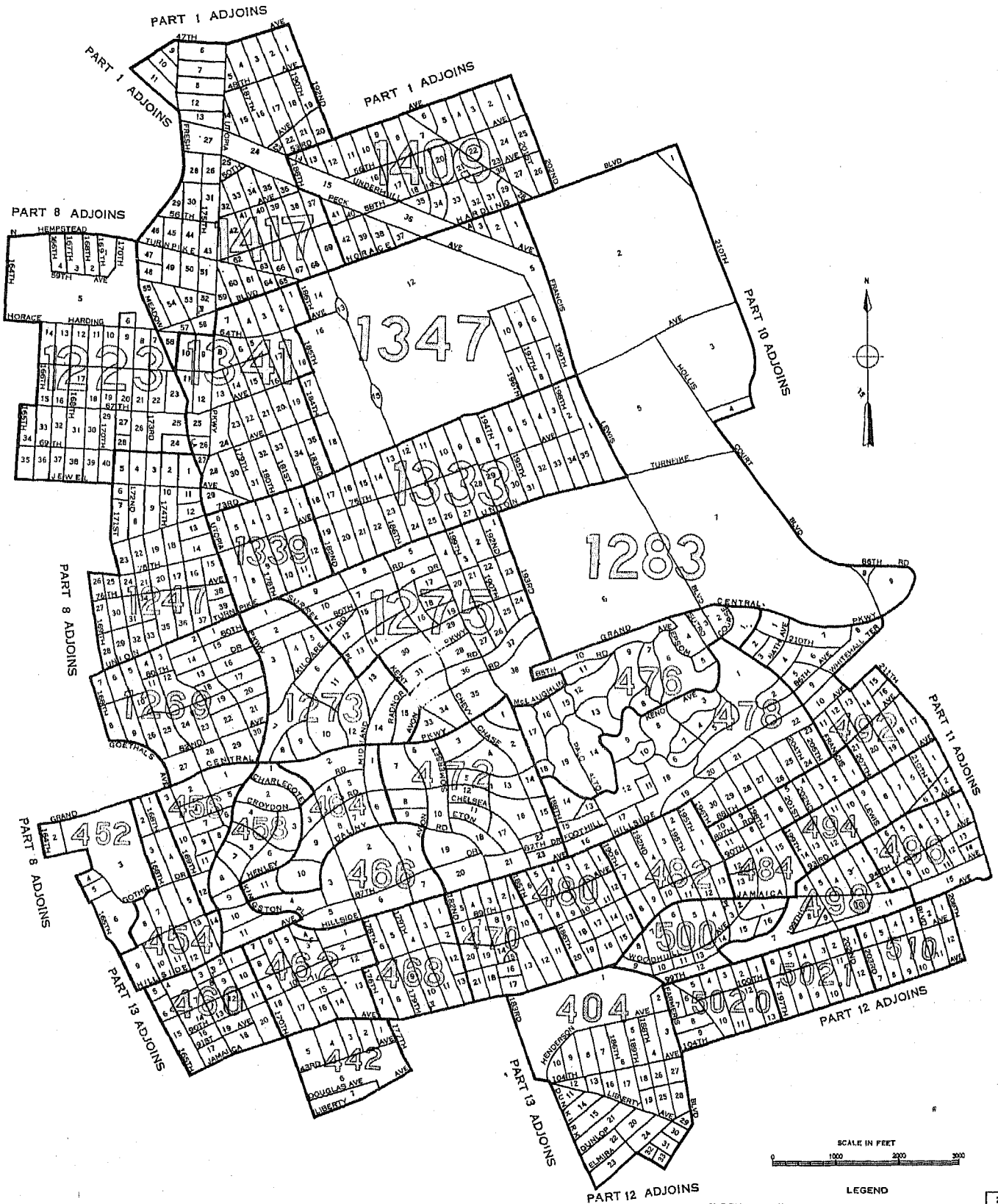
TRACT NUMBERS

TRACT BOUNDARIES

U.S. DEPARTMENT OF COMMERCE, BUREAU OF THE CENSUS

QUEENS BOROUGH, NEW YORK, BY CENSUS TRACTS AND BLOCKS: 1950

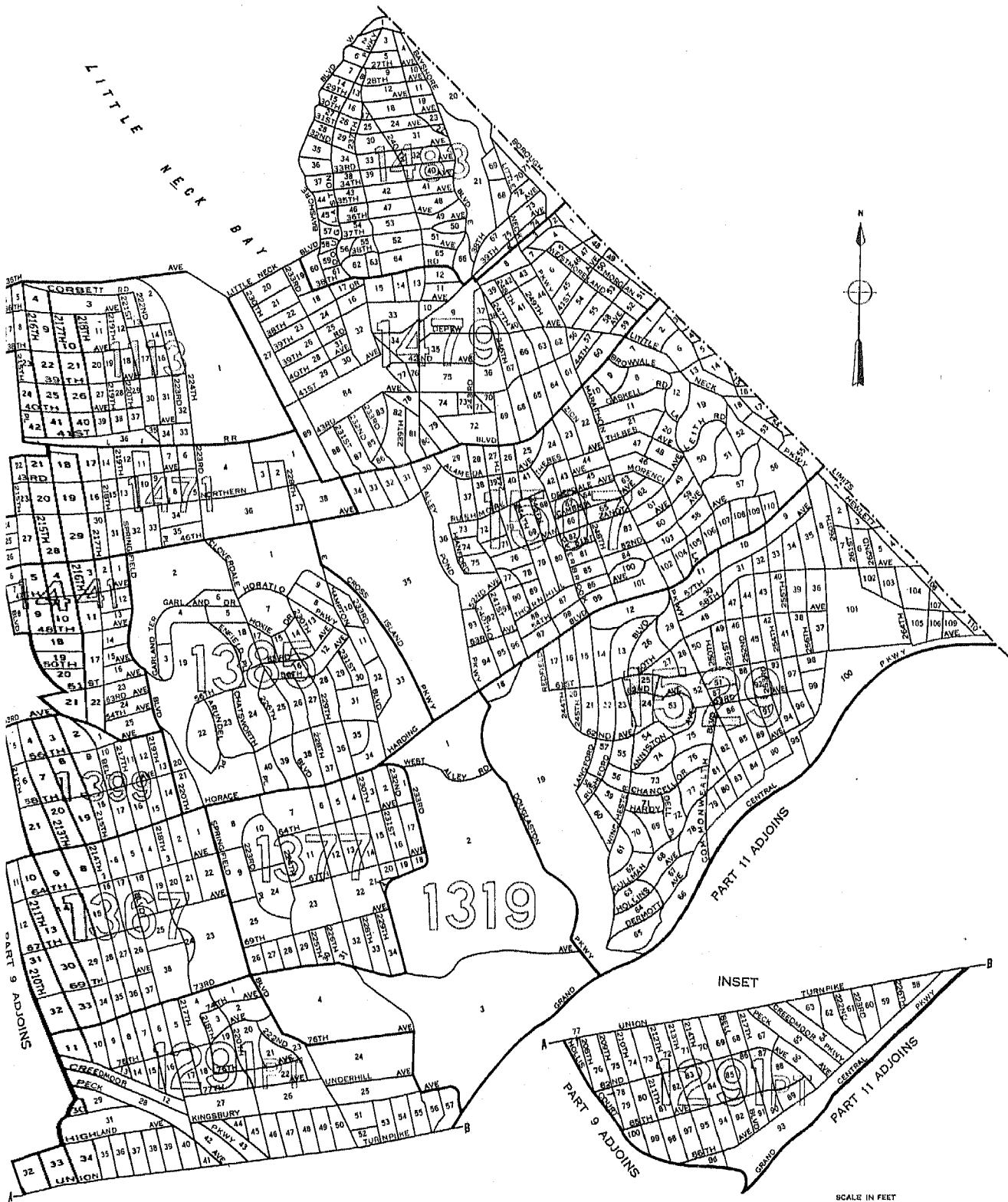
PART 9 OF 19 PARTS



BLOCK NUMBERS  
 TRACT NUMBERS  
 TRACT BOUNDARIES  
 U.S. DEPARTMENT OF COMMERCE, BUREAU OF THE CENSUS

QUEENS BOROUGH, NEW YORK. BY CENSUS TRACTS AND BLOCKS: 1950

PART 10 OF 19 PARTS



LEGEND

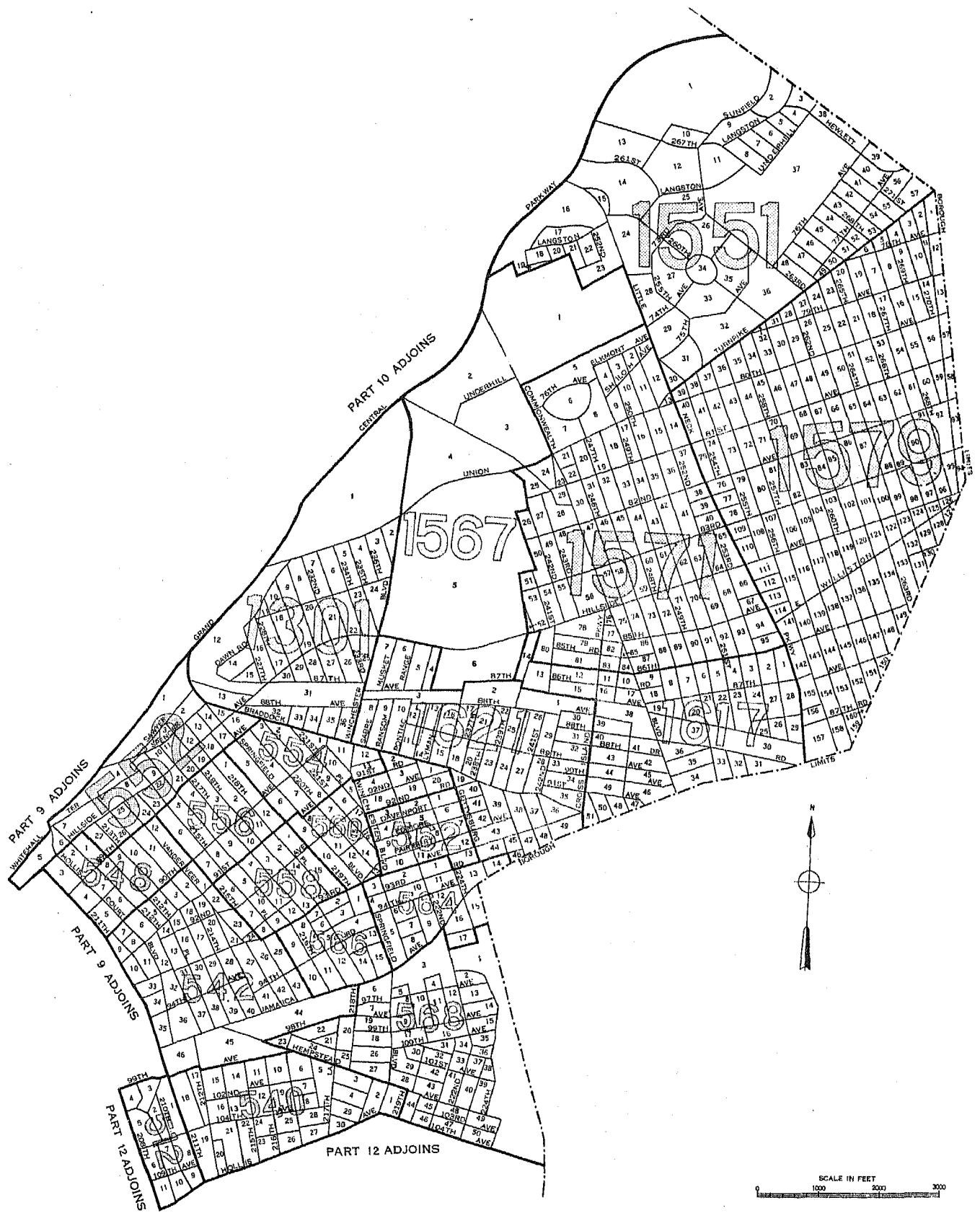
- BLOCK NUMBERS
- TRACT NUMBERS
- TRACT BOUNDARIES
- U.S. DEPARTMENT OF COMMERCE. BUREAU OF THE CENSUS

25

2

QUEENS BOROUGH, NEW YORK, BY CENSUS TRACTS AND BLOCKS: 1950

PART 11 OF 19 PARTS



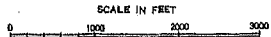
LEGEND

- BLOCK NUMBERS
- TRACT NUMBERS
- TRACT BOUNDARIES

U.S. DEPARTMENT OF COMMERCE, BUREAU OF THE CENSUS

QUEENS BOROUGH, NEW YORK, BY CENSUS TRACTS AND BLOCKS: 1950

PART 12 OF 19 PARTS



LEGEND

BLOCK NUMBERS

TRACT NUMBERS

TRACT BOUNDARIES

U.S. DEPARTMENT OF COMMERCE, BUREAU OF THE CENSUS



QUEENS BOROUGH, NEW YORK, BY CENSUS TRACTS AND BLOCKS: 1950

PART 13 OF 19 PARTS

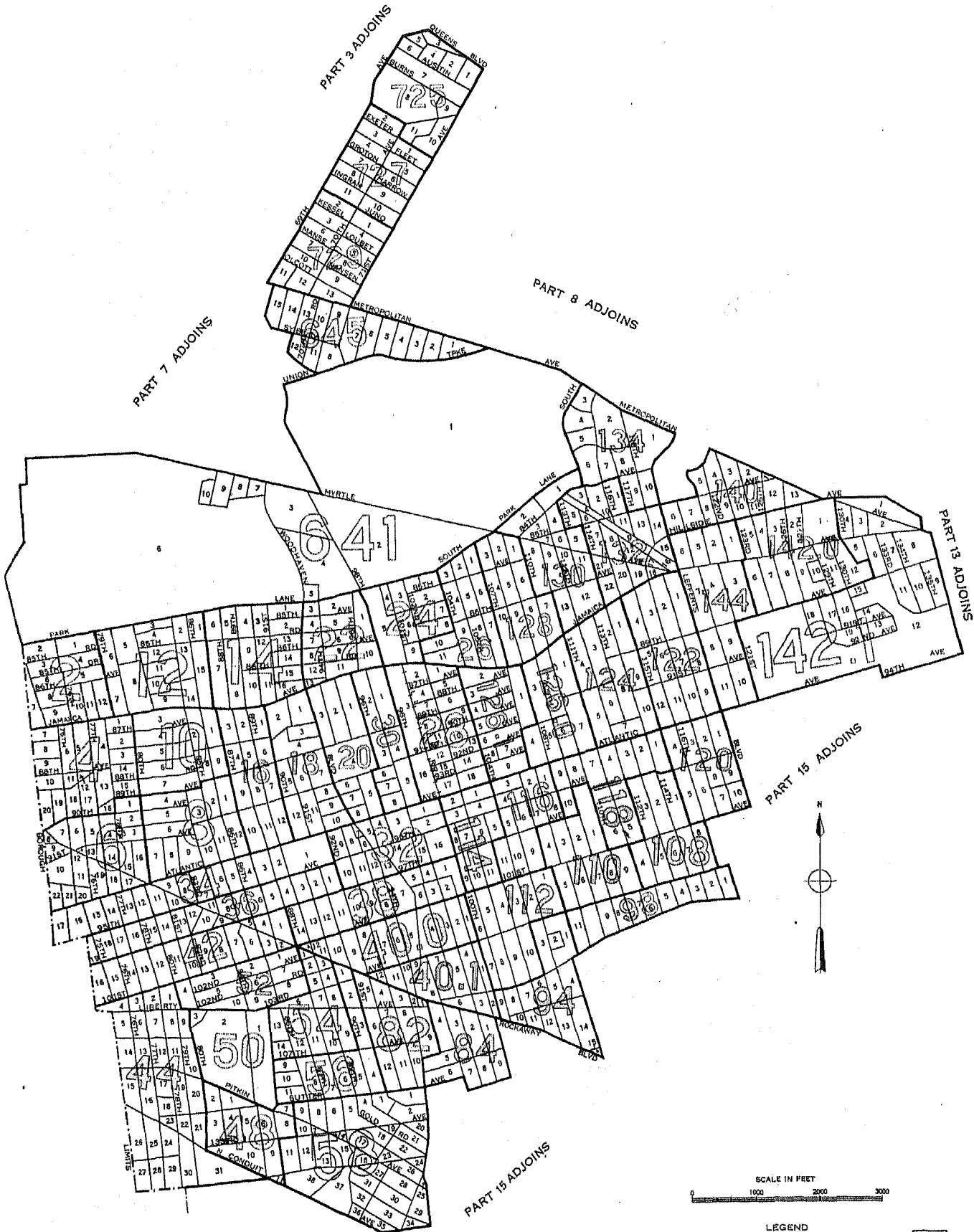


LEGEND

- BLOCK NUMBERS
- TRACT NUMBERS
- TRACT BOUNDARIES
- U.S. DEPARTMENT OF COMMERCE, BUREAU OF THE CENSUS

QUEENS BOROUGH, NEW YORK, BY CENSUS TRACTS AND BLOCKS: 1950

PART 14 OF 19 PARTS

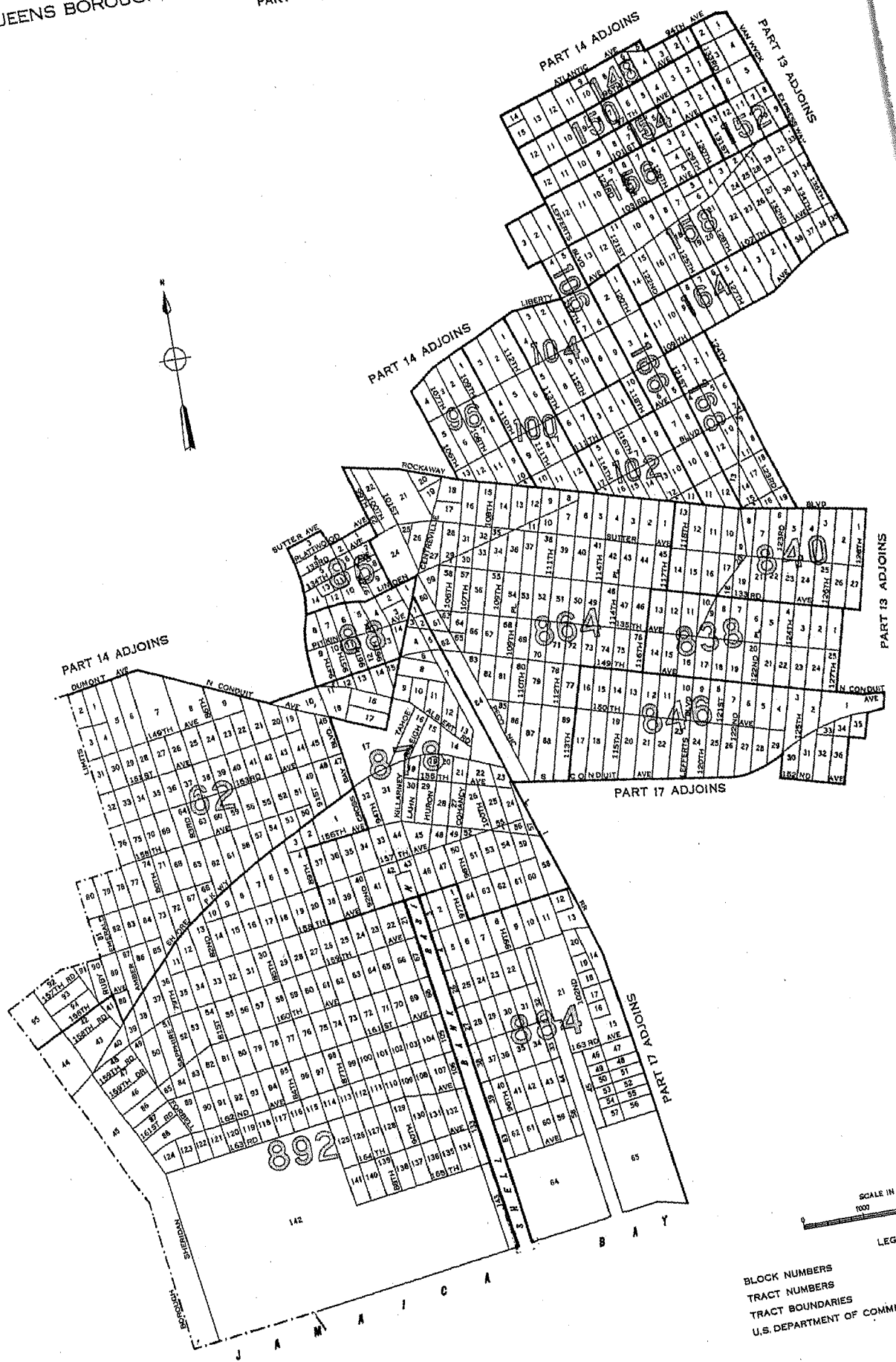


LEGEND

BLOCK NUMBERS  
TRACT NUMBERS  
TRACT BOUNDARIES  
U.S. DEPARTMENT OF COMMERCE, BUREAU OF THE CENSUS

25  
2

QUEENS BOROUGH, NEW YORK, BY CENSUS TRACTS AND BLOCKS: 1950  
 PART 15 OF 19 PARTS

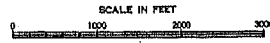


LEGEND

BLOCK NUMBERS  
 TRACT NUMBERS  
 TRACT BOUNDARIES  
 U.S. DEPARTMENT OF COMMERCE, BUREAU OF THE CENSUS

QUEENS BOROUGH, NEW YORK, BY CENSUS TRACTS AND BLOCKS: 1950

PART 16 OF 19 PARTS



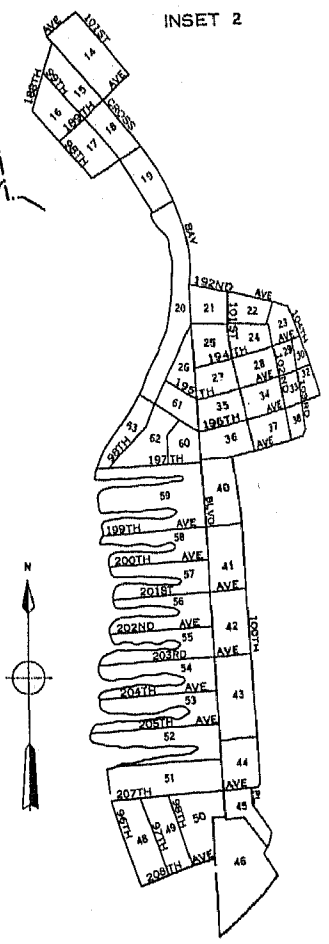
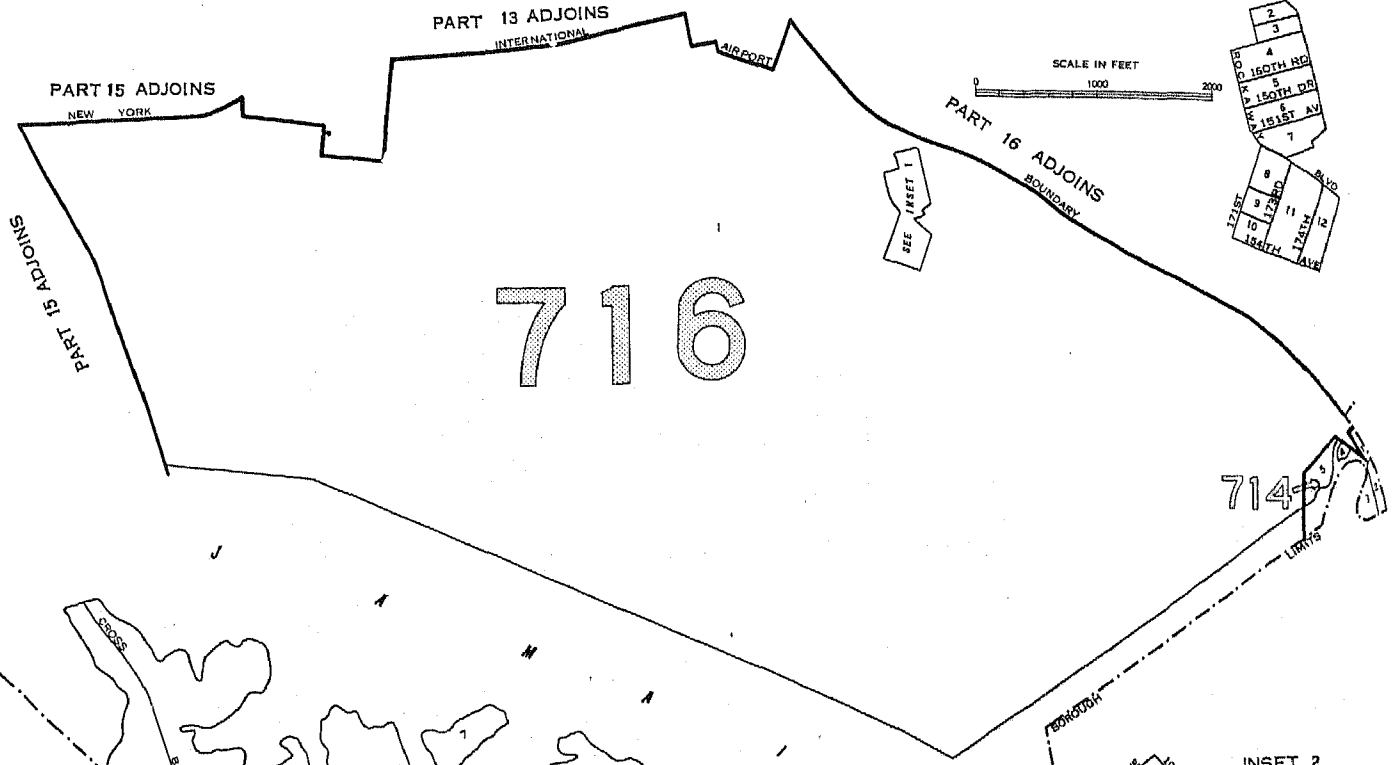
LEGEND

- BLOCK NUMBERS
- TRACT NUMBERS
- TRACT BOUNDARIES
- U.S. DEPARTMENT OF COMMERCE, BUREAU OF THE CENSUS

QUEENS BOROUGH, NEW YORK, BY CENSUS TRACTS AND BLOCKS: 1950

PART 17 OF 19 PARTS

INSET 1



SCALE IN FEET  
0 1000 2000 3000 4000

LEGEND

BLOCK NUMBERS 25

TRACT NUMBERS 2

TRACT BOUNDARIES

U.S. DEPARTMENT OF COMMERCE, BUREAU OF THE CENSUS

QUEENS BOROUGH, NEW YORK, BY CENSUS TRACTS AND BLOCKS: 1950

PART 18 OF 19 PARTS



SCALE IN FEET  
0 1000 2000 3000

LEGEND

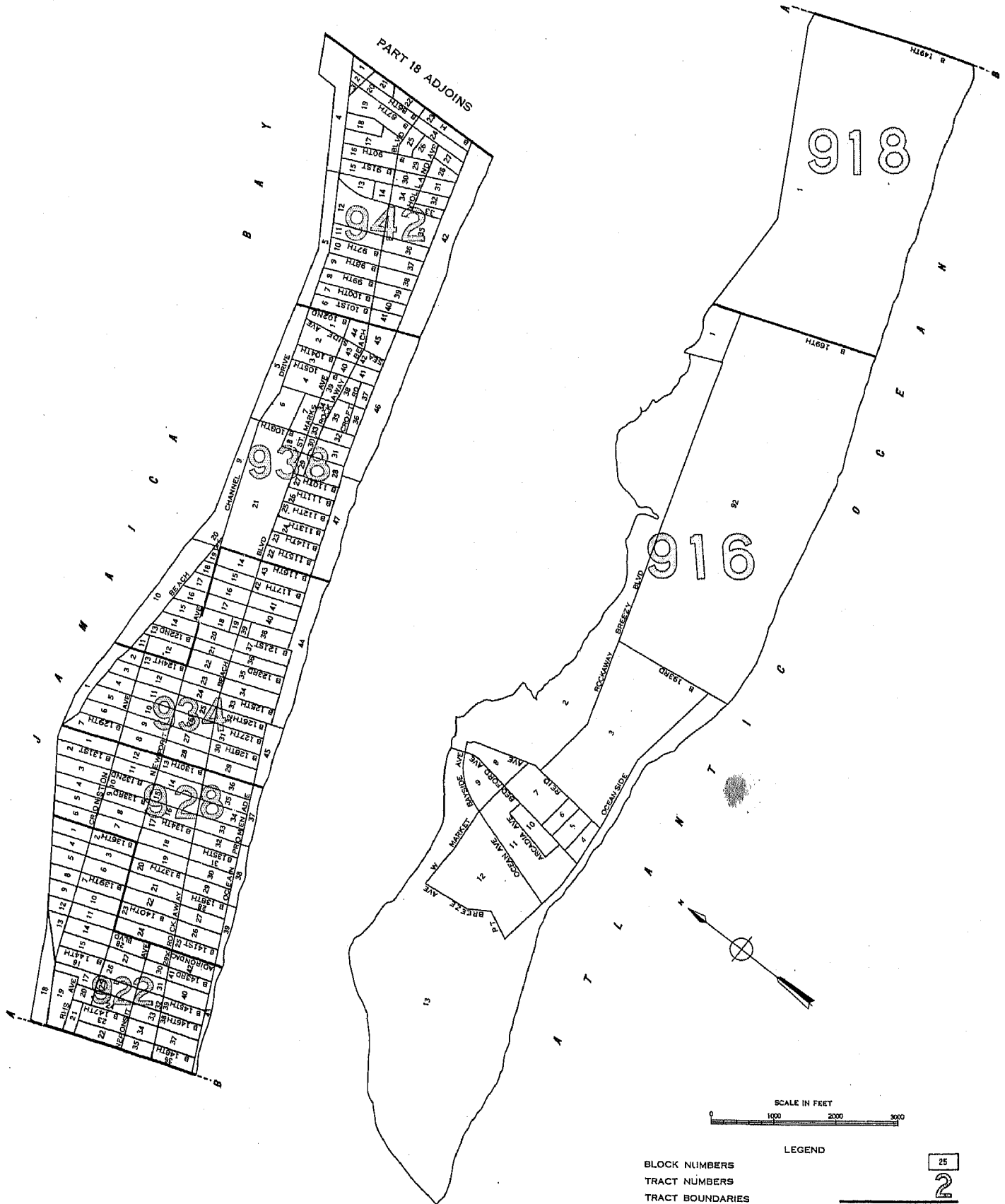
- BLOCK NUMBERS
- TRACT NUMBERS
- TRACT BOUNDARIES

25  
**2**

U.S. DEPARTMENT OF COMMERCE, BUREAU OF THE CENSUS

QUEENS BOROUGH, NEW YORK, BY CENSUS TRACTS AND BLOCKS: 1950

PART 19 OF 19 PARTS



25  
2  
LEGEND  
BLOCK NUMBERS  
TRACT NUMBERS  
TRACT BOUNDARIES  
U.S. DEPARTMENT OF COMMERCE, BUREAU OF THE CENSUS