


1950 UNITED STATES CENSUS OF HOUSING

U. S. DEPARTMENT OF COMMERCE • BUREAU OF THE CENSUS



RICHMOND BOROUGH
NEW YORK CITY

**BLOCK
STATISTICS**

U. S. CENSUS OF HOUSING: 1950

Volume

- I General Characteristics
- II Nonfarm Housing Characteristics
- III Farm Housing Characteristics
- IV Residential Financing
- V Block Statistics

Housing statistics for census tracts are to be included in the Population reports on census tracts.

U. S. CENSUS OF POPULATION: 1950

Volume

- I Number of Inhabitants
- II Characteristics of the Population

Succeeding volumes will cover the following subjects:

Census Tracts, Nativity and Parentage, Nonwhite Population by Race, Persons of Spanish Surname, Institutional Population, Differential Fertility, Labor Force Characteristics, Occupation, Industry, Income, Internal Migration, Education, Characteristics of Families and Households.

UNITED STATES CENSUS of HOUSING : 1950
U. S. DEPARTMENT OF COMMERCE BUREAU OF THE CENSUS
CHARLES SAWYER, Secretary ROY V. PEEL, Director



BLOCK STATISTICS


RICHMOND BOROUGH
NEW YORK CITY

Prepared under the supervision of
Howard G. Brunsman, Chief
Population and Housing Division

1950 HOUSING CENSUS REPORT
VOLUME V, PART 130

UNITED STATES GOVERNMENT PRINTING OFFICE 1952

BLOCKS • CENSUS TRACTS





BUREAU OF THE CENSUS

ROY V. PEEL, *Director*

A. ROSS ECKLER, *Deputy Director*
HOWARD C. GRIEVES, *Assistant Director*
CONRAD TAEUBER, *Assistant Director*
MORRIS H. HANSEN, *Assistant Director for Statistical Standards*
ROBERT Y. PHILLIPS, *Assistant Director for Operations*
CALVERT L. DEDRICK, *Coordinator, International Statistics*
FRANK R. WILSON, *Information Assistant to the Director*

Population and Housing Division—

HOWARD G. BRUNSMAN, *Chief*
WAYNE F. DAUGHERTY, *Assistant Chief for Housing*
ROBERT B. VOIGHT, *Assistant Chief for Operations*
HENRY S. SHRYOCK, Jr., *Assistant Chief for Population*
EDWIN D. GOLDFIELD, *Program Coordinator*

Quality and Equipment Statistics—ROBERT C. HAMER, *Chief*
Inventory Statistics—CARL A. S. COAN, *Chief*
Developmental Programs—J. HUGH ROSE, *Chief*
Residential Financing—JUNIA H. HONNOLD, *Chief*
Territories and Possessions—JOEL WILLIAMS, *Chief*
Statistical Sampling—JOSEPH STEINBERG, *Chief*
Statistical Procedure—MORTON A. MEYER, *Chief*
Processing Operations—MILTON D. LIEBERMAN, *Chief*

Administrative Service Division—WALTER L. KEHRES, *Chief*
Agriculture Division—RAY HURLEY, *Chief*
Budget Officer—CHARLES H. ALEXANDER
Business Division—HARVEY KAILIN, *Acting Chief*
Field Division—LOWELL T. GALT, *Chief*
Foreign Trade Division—J. EDWARD ELY, *Chief*
Geography Division—CLARENCE E. BATSCHLET, *Chief*
Governments Division—ALLEN D. MANVEL, *Chief*
Industry Division—MAXWELL R. CONKLIN, *Chief*
Machine Tabulation Division—C. F. VAN AREN, *Chief*
Personnel Division—HELEN D. ALMON, *Chief*

SUGGESTED IDENTIFICATION

U. S. Bureau of the Census. *U. S. Census of Housing: 1950. Vol. V, Block Statistics, Part 130.*
U. S. Government Printing Office, Washington, D. C., 1952.

For sale by the Superintendent of Documents, U. S. Government Printing Office, Washington 25, D. C.,
or any of the Field Offices of the Department of Commerce - Price 35 cents

PREFACE

This report presents statistics on characteristics of dwelling units by blocks for the city. The tabulations are based on data from the 1950 Census of Housing, taken as of April 1, 1950. Authorization for the 1950 Census of Housing as part of the Seventeenth Decennial Census was provided by the Housing Act of 1949, approved July 15, 1949.

The major portion of the information compiled from the 1950 Census of Housing appears in Volume I, *General Characteristics*; Volume II, *Nonfarm Housing Characteristics*; Volume III, *Farm Housing Characteristics*; Volume IV, *Residential Financing*; and Volume V, *Block Statistics*. Volume V consists of separate reports, issued as bulletins for each of the 200 cities which in 1940 or in a subsequent census had a population of 50,000 or more. These reports will not be bound into a single publication.

The subjects covered in both the 1950 and 1940 reports on characteristics of dwelling units by blocks are substantially similar.

This report was prepared under the direction of Howard G. Brunsman, Chief, Population and Housing Division, and Wayne F. Daugherty, Assistant Chief for Housing. Robert C. Hamer, Chief, Quality and Equipment Statistics Section, was in charge of coordinating the content and the format of the report with assistance from Carl A. S. Coan, Chief, Inventory Statistics Section; Floyd D. McNaughton, Chief, Equipment and Facilities Unit; Beulah Washabaugh, Chief, Tenure and Vacancy Unit; and Walter A. Hines. The compilation of the statistics was under the supervision of Robert B. Voight, Assistant Chief for Operations.

The collection of the information on which these statistics are based was under the supervision of Lowell T. Galt, Chief, Field Division. The geographic work, including the assignment of all block numbers and the preparation of maps, was under the supervision of Clarence E. Batschelet, Chief, Geography Division. The data were tabulated under the supervision of C. F. Van Aken, Chief, Machine Tabulation Division.

June 1952.

NEW YORK CITY—RICHMOND BOROUGH

CONTENTS

INTRODUCTION

	Page		Page
General.....	1	Definitions and explanations—Continued	
Related reports.....	1	Condition and plumbing facilities.....	2
Census tracts.....	1	Persons per room.....	2
Use of data.....	1	Color of occupants.....	2
Comparability with 1940 Housing Census data.....	1	Contract monthly rent.....	2
Definitions and explanations.....	1	Value of one-dwelling-unit structures.....	2
Dwelling unit.....	1	Number reporting.....	2
Occupancy and tenure.....	2	Block identification.....	2

TABLES

	Page
Table 1.—Characteristics of housing for New York City, by boroughs: 1950.....	3
Table 2.—Characteristics of housing by census tracts: 1950.....	3
Table 3.—Characteristics of housing for census tracts, by blocks: 1950.....	5

Map of city, by blocks, appears following last page of tables.

BLOCK STATISTICS

INTRODUCTION

GENERAL

Volume V of the Reports on Housing consists of a separate report for each of the 209 cities which in 1940, or in a subsequent census prior to 1950, had a population of 50,000 or more. Each report presents for the city, by blocks, tabulations for a limited number of subjects obtained in the Census of Housing. The subjects in these reports are similar to those in the block statistics supplements to Volume I of the reports of the 1940 Census of Housing. The subjects in this report present the number of dwelling units classified by occupancy and tenure, condition and plumbing facilities, persons per room, color of occupants, average contract monthly rent of renter-occupied and selected vacant units, and the average value of one-dwelling-unit owner-occupied and selected vacant structures. In table 1, the statistics for these subjects are summarized for the city. Table 2 contains the statistics for census tracts. In table 3, the data are presented by blocks within census tracts. Maps identifying the location of each block and the census tract boundaries are a part of this report.

Related reports.—Related statistics for this city are contained in the Reports on Housing, Volume I, *General Characteristics*; and in the Reports on Population, Volume I, *Number of Inhabitants*, and Volume II, *Characteristics of the Population*.

The Reports on Housing for each State in Volume I present data on the characteristics of dwelling units for the State by residence (urban, rural nonfarm, and rural farm), for standard metropolitan areas, urbanized areas, counties, for urban places, places of 1,000 to 2,500 inhabitants, and rural-nonfarm and rural-farm dwelling units for each county. Each report includes the following subjects: occupancy, tenure, race of occupants, type of structure, year built, condition and plumbing facilities, water supply, toilet and bathing facilities, number of rooms, number of persons, persons per room, electric lighting, heating equipment, heating and cooking fuels, refrigeration equipment, kitchen sink, radio, television, and, for nonfarm units, the contract monthly rent, gross monthly rent, and value of one-dwelling-unit structures.

Volume I of the Reports on Population shows the 1950 population of each county and of each minor civil division within the county. It also contains figures for each incorporated place, for each unincorporated place with 1,000 or more inhabitants, and for incorporated places of 5,000 or more by wards. A special series of tables presents data for each urbanized area giving the incorporated places and portions of minor civil divisions within it.

Volume II of the 1950 Population Reports contains statistics on the general characteristics of the population. Chapter A of this volume repeats the figures on number of inhabitants as shown in Volume I; Chapter B presents demographic, economic, and social characteristics of the population; and Chapter C gives more detailed cross-classifications for States and large cities and standard metropolitan areas.

Census tracts.—Census tracts are small areas into which certain large cities have been subdivided for statistical and local administrative purposes. In most cases the tracts are permanently established, so that comparison may be made from census to census. The boundaries of tracts are established so as to include approximately equal numbers of inhabitants or equal areas; and each tract is designed to represent an area that is fairly

homogeneous in population characteristics. Although the tracted areas of some cities extend into the suburbs, the data shown in this report are restricted to the tracts within the corporate limits of the city.

Use of data.—The tabulation of housing characteristics for areas as small as city blocks provides descriptive material of considerable value for technical studies of housing in the city. The statistics will be useful in compiling totals for special types of areas that may be defined to meet the requirements of individual investigators. Users of the data should bear in mind that in practically all cases the data for a given block represent the work of only one enumerator. Consequently, housing characteristics for blocks are subject to a wider margin of error than is to be expected in the figures for tracts or wards which represent returns made by a number of enumerators. Misinterpretation of instructions by one enumerator may cause a significant bias in the statistics for a block even though it may have a negligible effect upon the figures for larger areas. In particular, the enumeration of "condition" depended to a considerable extent upon the judgment of the individual enumerator. Also, failure to indicate the correct block number for a significant number of dwelling units may introduce errors into the block data.

Comparability with 1940 Housing Census data.—In the 1940 Census of Housing, reports entitled "Block Statistics" were issued as supplements to the first series of Housing bulletins. These supplements consisted of separate reports for each of the 191 cities which had 50,000 inhabitants or more in 1930.

In the 1950 reports, the block numbers used are different, in most cases, from those used in the 1940 reports. Therefore, to compare 1940 and 1950 data for a given block, it is necessary to locate the block on the maps to obtain the corresponding 1940 and 1950 block numbers.

The subjects in both the 1940 and 1950 reports are substantially similar. However, data on number of structures, year built, and mortgage status have been omitted from the 1950 report. Furthermore, in the 1940 reports average contract or estimated monthly rent was reported for all dwelling units while in 1950 average contract monthly rent is reported for some, and average value for other, dwelling units.

DEFINITIONS AND EXPLANATIONS

More detailed and complete definitions are presented in Volume I of the Housing Reports.

Dwelling unit.—In general, a dwelling unit is a group of rooms or a single room, occupied or intended for occupancy as separate living quarters, by a family or other group of persons living together or by a person living alone.

A group of rooms, occupied or intended for occupancy as separate living quarters, is a dwelling unit if it has separate cooking equipment or a separate entrance. A single room, occupied or intended for occupancy as separate living quarters, is a dwelling unit if it has separate cooking equipment or if it constitutes the only living quarters in the structure. Also, each apartment in a regular apartment house is a dwelling unit even though it may not have separate cooking equipment. Excluded from the dwelling unit count are large rooming houses, institutions, dormitories, and transient hotels and tourists courts.

In the 1940 Census, a dwelling unit was defined as the living quarters occupied or intended for occupancy by one household.

A household consisted of a family or other group of persons living together with common housekeeping arrangements, or a person living entirely alone. However, the enumerator was not explicitly instructed to define rooms as dwelling units on the basis of cooking equipment or separate entrance.

The number of dwelling units in the 1950 Census may be regarded as comparable with the number of dwelling units in the 1940 Census. Some living quarters may have been classified as separate dwelling units in the one census and not in the other. Further, in the 1950 Census, living quarters with five or more lodgers were not tabulated as dwelling units; generally, such quarters were included in the 1940 dwelling unit count. However, the net effect of these changes is probably small.

Occupancy and tenure.—Dwelling units are classified by occupancy and tenure into four groups: owner-occupied; renter-occupied; vacant nonseasonal not dilapidated, for rent or sale; and other vacant and nonresident. A dwelling unit is classified as owner-occupied if it was owned wholly or in part by the head of the household or by some related member of his family living in the dwelling unit. All other occupied units are classified as renter-occupied whether or not cash rent was actually paid for living quarters. Rent-free units and living accommodations received in payment for services performed are thus included with the renter-occupied units.

A dwelling unit is considered vacant if no persons are living in it at the time of enumeration. New units not yet occupied were enumerated as vacant dwelling units if construction had proceeded to the extent that all the exterior windows and doors were installed and final usable floors were in place. The classification "Vacant nonseasonal not dilapidated, for rent or sale" is descriptive of the vacant dwelling units reported in this classification. "Other vacant and nonresident" units include all dilapidated and seasonal vacant units as well as the not dilapidated units which were not for rent or sale.

Because of changes in enumeration procedures, the counts of total vacant units in 1940 and 1950 are not strictly comparable. In 1940, vacant units were enumerated if they were habitable; units uninhabitable and beyond repair were excluded from the enumeration. In 1950, units were included regardless of condition if they were intended for occupancy as living quarters. Therefore, no comparison should be made between the data on "vacant nonseasonal not dilapidated, for rent or sale" units from the 1950 Census and data in the 1940 Census reports.

In both censuses, dwelling units occupied entirely by non-residents were included with vacant units not for rent or sale. Trailers, tents, houseboats, and "allroad cars which were vacant were excluded from the dwelling unit inventory in both 1950 and 1940.

Condition and plumbing facilities.—Data on condition of a dwelling unit are shown in combination with data for selected plumbing facilities and are, therefore, limited to units for which both condition and plumbing facilities are reported. Plumbing facilities include water supply, toilet facilities, and bathing facilities.

The category "with private bath" includes those dwelling units reported with both a flush toilet and a bathtub or shower inside the structure for the exclusive use of the occupants of the unit. The category "no private bath" includes those dwelling units not having private flush toilet or not having private bathing facilities. The "no running water" category includes units with only piped running water outside the structure or with only other sources such as a hand pump.

A dwelling unit is "dilapidated" when it is run-down or neglected, or is of inadequate original construction, so that it does not provide adequate shelter or protection against the elements or it endangers the safety of the occupants.

Persons per room.—The number of persons per room has been computed for each occupied dwelling unit by dividing the number

of persons in the dwelling unit by the number of rooms in the dwelling unit. All persons enumerated in the Population Census as members of the household (including lodgers, servants, and other nonrelated persons) are counted in determining the number of persons that occupy the dwelling unit. The number of rooms in the dwelling unit includes all rooms available for living quarters throughout the year. Not counted as rooms are bathrooms, closets, pantries, halls, screened porches, and unfinished rooms in the basement and attic.

Color of occupants.—Occupied dwelling units are classified by color of head of household according to the definition used in the 1950 Census of Population. The group designated as "non-white" consists of Negroes, Indians, Japanese, Chinese, and other nonwhite races. Persons who are not definitely Indian or of other nonwhite race are classified as white.

Contract monthly rent.—Contract monthly rent is the rent, at the time of enumeration, contracted for by the renter regardless of whether it includes furniture, heating fuel, electricity, cooking fuel, water, or personal services.

Monthly rent for vacant dwelling units is the amount asked for the dwelling unit at the time of enumeration. The average monthly rent relates to renter-occupied dwelling units and vacant nonseasonal not dilapidated units for rent. Dwelling units which are occupied "rent-free" are not included with the units reporting rent.

Value of one-dwelling-unit structures.—Average value is shown for owner-occupied dwelling units and vacant nonseasonal not dilapidated units which are for sale only. Value is shown only if the unit is in a one-dwelling-unit structure without business and if it is the only dwelling unit included in the property. The value represents the amount for which the owner estimates that the property, including such land as belongs with it, would sell under ordinary conditions and not at a forced sale. For vacant units, value is the sale price asked by the owner.

Number reporting.—Occupancy and tenure are reported for all dwelling units, and color of occupants is reported for all occupied units. The corresponding distributions for these subjects in table 1 are based on all dwelling units and on occupied units, respectively. For all other subjects, the distributions are based on the units for which the specific characteristics are reported, that is, the "Number reporting."

The number of dwelling units for which the enumerator obtained no report on a particular item is shown for the city totals only; however, the number "not reported" can easily be derived for each area in tables 2 and 3 by subtracting the number reporting from the total number of dwelling units (or total occupied).

Block identification.—A map or series of maps is included in this report showing block numbers for each block, number and letter designations for tracts, and the names of principal streets.

Blocks are identified by serial numbers, a separate series of numbers being used for each tract. Thus, the location of each block for which data are presented in table 3 may be determined by referring to the tract and block number shown on the map. Similarly, data for a specific block may be located in the table by reference to the map for identification numbers of the tract and block.

If no dwelling units are reported for a block, the block number is not listed in table 3, although it is shown on the map. Dwelling units for which the block number was not reported are indicated in the table by the symbol "NR." Detailed data are not shown for such dwelling units, nor for blocks containing fewer than three dwelling units. Average monthly rent is not shown when the monthly rent was reported for fewer than three dwelling units. Average value is not shown when the value of one-dwelling-unit properties was reported for fewer than three dwelling units. All dwelling units are included, however, in the statistics for the city and for each tract.

Table 1.—CHARACTERISTICS OF HOUSING FOR NEW YORK CITY, BY BOROUGH: 1950

Subject	New York City		Bronx Borough		Brooklyn Borough		Manhattan Borough		Queens Borough		Richmond Borough	
	Number	Per-cent	Number	Per-cent	Number	Per-cent	Number	Per-cent	Number	Per-cent	Number	Per-cent
OCCUPANCY AND TENURE												
All dwelling units.....	2,433,465	100.0	432,259	100.0	814,134	100.0	635,944	100.0	495,308	100.0	55,820	100.0
Owner occupied.....	450,185	18.5	41,735	9.7	173,131	21.3	13,532	2.1	194,698	39.3	27,089	48.5
Renter occupied.....	1,907,734	78.4	383,285	88.7	622,534	76.5	610,966	96.1	266,530	53.8	24,418	43.7
Vacant nonsessional not dilapidated, for rent or sale.....	27,345	1.1	4,511	1.0	8,182	1.0	4,834	0.8	9,149	1.8	669	1.2
Other vacant and nonresident.....	48,201	2.0	2,727	0.6	10,287	1.3	6,612	1.0	24,931	5.0	3,644	6.5
CONDITION AND PLUMBING FACILITIES												
All dwelling units.....	2,433,465	...	432,259	...	814,134	...	635,944	...	495,308	...	55,820	...
Number reporting.....	2,333,151	100.0	417,605	100.0	786,347	100.0	598,856	100.0	476,592	100.0	53,751	100.0
With private bath, not dilapidated.....	2,109,445	90.4	397,941	95.3	720,613	91.6	487,877	81.5	454,227	95.3	48,787	90.8
No private bath, with running water, not dilapidated.....	111,589	4.8	4,444	1.1	33,655	4.3	55,555	9.3	14,782	3.1	3,153	5.9
No running water or dilapidated.....	112,117	4.8	15,220	3.6	32,079	4.1	55,424	9.3	7,583	1.6	1,811	3.4
Condition or plumbing facilities not reported.....	100,314	...	14,654	...	27,787	...	37,088	...	18,716	...	2,069	...
No private bath or dilapidated.....	223,706	9.6	19,664	4.7	65,734	8.4	110,979	18.5	22,365	4.7	4,964	9.2
COLOR OF OCCUPANTS												
Occupied dwelling units.....	2,357,919	100.0	425,021	100.0	795,665	100.0	624,498	100.0	461,228	100.0	51,507	100.0
White.....	2,161,593	91.7	400,576	94.2	742,189	93.3	519,598	83.2	448,765	97.3	50,465	98.0
Nonwhite.....	196,326	8.3	24,445	5.8	53,476	6.7	104,900	16.8	12,463	2.7	1,042	2.0
PERSONS PER ROOM												
Occupied dwelling units.....	2,357,919	...	425,021	...	795,665	...	624,498	...	461,228	...	51,507	...
Number reporting.....	2,318,553	100.0	420,536	100.0	785,278	100.0	606,266	100.0	455,413	100.0	51,060	100.0
1.50 or less.....	2,107,768	95.4	400,006	95.1	750,907	95.6	565,751	93.3	444,416	97.6	49,688	97.3
1.51 or more.....	107,785	4.6	20,530	4.9	34,371	4.4	40,515	6.7	10,997	2.4	1,372	2.7
Not reported.....	39,366	...	4,485	...	10,387	...	18,232	...	5,815	...	447	...
CONTRACT MONTHLY RENT												
Renter-occupied, and vacant nonsessional not dilapidated units, for rent—Number reporting.....	1,843,604	...	372,209	...	606,712	...	579,632	...	261,365	...	23,686	...
Total contract monthly rent..... dollars	90,395,064	...	16,825,266	...	25,839,462	...	32,587,171	...	14,091,109	...	1,052,056	...
Average monthly rent..... dollars	49.03	...	45.20	...	42.59	...	56.22	...	53.91	...	44.62	...
VALUE OF ONE-DWELLING-UNIT STRUCTURES												
Owner-occupied, ¹ and vacant nonsessional not dilapidated units, for sale only—Number reporting.....	211,144	...	15,075	...	53,150	...	1,158	...	123,231	...	18,530	...
Total value or sale price..... dollars	2,565,203,600	...	181,746,600	...	636,668,100	...	42,154,600	...	1,507,815,400	...	196,818,900	...
Average value..... dollars	12,149	...	12,056	...	11,979	...	36,403	...	12,236	...	10,622	...

¹Restricted to 1-dwelling-unit properties.

Table 2.—CHARACTERISTICS OF HOUSING BY CENSUS TRACTS: 1950

Census tract	All dwelling units by occupancy and tenure					All dwelling units by condition and plumbing facilities			Occupied dwelling units			Contract monthly rent ¹		Value ² of one-dwelling-unit structures		
	Total	Owner occupied	Renter occupied	Vacant nonsessional not dilap., for rent or sale	Other vacant and nonresident	Number reporting	No private bath or dilap.	No running water or dilap.	Total	Persons per room		Number reporting	Average monthly rent (dollars)	Number reporting	Average value (dollars)	
										Number reporting	1.51 or more					Occupied by non-white
TOTAL	55 820	27 089	24 418	6 69	3 644	53 751	4 964	1 811	51 507	51 060	13 72	1 042	23 686	4 442	185 30	10 622
1	794	66	714	8	6	782	101	71	780	776	30	11	704	50.91	29	15 000
3	668	53	601	9	5	652	105	27	654	649	53	4	585	50.47	21	13 476
4	253	88	162	3	3	237	29	3	250	246	15	1	156	45.78	46	11 532
6	346	159	178	1	8	334	57	50	337	335	3	3	169	44.86	104	11 434
7	376	120	248	4	4	364	39	3	368	367	7	33	244	37.55	45	10 295
8	451	180	264	1	6	437	65	12	444	440	12	2	254	31.89	87	8 091
9	716	254	442	9	11	706	73	19	696	683	28	8	428	48.22	98	14 624
10	333	150	179	1	3	328	16	5	329	329	7	7	175	33.43	75	7 342
11	649	245	395	5	4	644	42	22	640	634	14	8	395	39.28	53	9 133
13	620	153	459	1	7	601	36	4	612	608	29	30	446	39.05	54	9 444
14	410	230	174	6	2	405	12	8	404	400	4	1	172	43.67	142	9 580
15	339	52	268	2	17	334	78	61	320	319	20	40	260	30.70	18	6 033
17	506	183	318	4	1	502	16	8	501	499	5	8	313	49.09	112	15 493
18	101	7	94	*	9	98	4	4	101	99	1	1	90	71.87	5	12 800
20	517	268	231	9	9	510	33	4	499	495	6	6	221	47.67	150	13 316
21	567	204	347	10	6	555	121	88	551	546	13	1	337	42.17	89	9 213
27	465	91	356	5	13	456	82	56	447	442	9	8	331	38.16	37	8 508
29	734	280	441	2	11	719	147	78	721	720	22	57	418	32.17	151	8 593
31	509	158	332	6	13	504	91	49	490	485	13	4	317	37.90	80	8 042
33	704	223	471	4	6	679	33	12	694	685	31	4	441	60.70	149	17 273
36	237	120	115	2	2	237	26	8	235	235	6	6	113	32.30	78	9 025
39	98	61	35	2	2	96	9	9	96	92	4	4	31	69.45	56	26 464
40	1 079	218	843	15	3	1 037	8	6	1 061	1 055	344	26	845	40.47	155	9 634
41	587	297	273	4	13	580	42	10	570	563	4	9	261	38.75	182	9 222
47	414	248	156	10	10	412	9	1	404	403	1	1	148	48.27	185	14 167
50	603	363	234	3	3	600	21	7	597	597	5	5	230	38.37	256	10 300

¹For renter-occupied dwelling units and vacant nonsessional not dilapidated units, for rent.

²For owner-occupied dwelling units and vacant nonsessional not dilapidated units, for sale only.

HOUSING—BLOCK STATISTICS

Table 2.—CHARACTERISTICS OF HOUSING BY CENSUS TRACTS: 1950—Con.

Census tract	All dwelling units by occupancy and tenure					All dwelling units by condition and plumbing facilities			Occupied dwelling units				Contract monthly rent ¹		Value ² of one-dwelling-unit structures	
	Total	Owner occupied	Renter occupied	Vacant non-seasonal not dilap., for rent or sale	Other vacant and non-resident	Number reporting	No private bath or dilap.	No running water or dilap.	Total	Persons per room		Occupied by non-white	Number reporting	Average monthly rent (dollars)	Number reporting	Average value (dollars)
										Number reporting	1.51 or more					
59	587	305	275	2	5	585			580	579	1	2	270	58.64	243	14809
60	262	149	96	2	15	258	20	2	245	245	6		92	43.18	107	13955
61	490	255	442		23	477	25	16	467	464	12	32	433	66.88	12	7375
62	589	340	246		3	584	5	1	586	583	1		235	59.92	256	13019
63	1387	377	394	15	601	1211	2	102	771	767	39	1	379	44.37	225	6945
64	425	215	206		1	425	15		421	419	6		202	50.62	111	13622
65	763	182	353		22	725	1	56	535	532	13		344	39.66	68	9820
66	508	174	326		2	485	24	8	500	493	10	18	319	43.89	61	11240
67	529	161	360		6	526	6	39	521	520	26		359	36.76	68	8950
68	531	232	293		4	522	7	38	525	521	17	47	279	31.42	149	9026
69	297	122	173		2	296	24	10	295	294	8		166	35.55	57	8464
70	465	193	267		3	460	40	23	460	460	9	3	264	42.72	118	10865
71	49	30	18		1	49	1	1	48	47	1		8	61.25	26	17673
72	223	184	36		3	221			220	212			34	92.02	166	18073
73	500	240	229		3	480	47	17	469	467	16		218	38.78	119	8257
74	493	294	192		4	488	16	5	486	483	8		188	46.84	186	10937
75	539	330	193		5	527	30	5	523	512	8		188	72.23	279	11873
76	698	191	496		9	678	25	7	687	674	23	6	490	41.30	105	10151
77	460	279	174		1	458	22	6	453	452	6	6	166	48.31	195	11746
78	537	230	299		3	532	30	10	529	524	13	46	292	39.67	93	10755
79	475	297	174		4	471	20	7	471	470	4	3	169	46.34	180	11726
80	268	230	230		3	268	50	10	268	268	20	1	209	33.23	257	5057
81	422	267	146		5	421	22	6	413	413	5		138	42.84	200	8741
82	480	402	69		7	479	6		471	470	3		69	63.57	368	14447
83	292	123	141		2	289	9	2	286	264			139	60.32	96	9406
84	314	267	43		4	312	2		310	310	1	1	42	55.59	235	12364
85	935	657	267		5	927	6	3	922	921	8		264	52.29	531	12716
86	518	248	115		4	510	15	1	506	358	2		109	51.53	216	8376
87	449	283	164		1	436	4		444	444	4	2	163	48.76	199	12814
88	699	235	222		1	653	14	7	657	654	12		203	40.91	157	8035
89	340	168	169		2	337	3	17	337	337	13		167	38.47	97	8451
90	222	42	43		1	222			222	222			85	92.80	37	11918
91	493	223	258		2	478	32	17	481	479	11	14	253	38.03	116	8775
92	388	500	158		1	388	22		388	388	6		152	47.66	406	12090
93	368	148	233		13	376	46	62	379	375	19	104	222	33.45	66	7409
94	363	362	33		3	362	10	8	361	359	7	1	239	53.94	270	13165
95	364	154	255		17	355	5	24	355	351	13	56	193	34.73	82	8374
96	407	288	104		6	407	13	13	403	391	4	4	85	51.58	238	12954
97	475	222	244		4	469	15	3	471	471	1	3	235	45.67	135	10454
98	698	401	293		3	681	19	7	694	688	5	1	281	47.51	233	10427
99	146	620	141		13	766	24	3	766	749	4	9	128	46.75	525	10111
100	771	541	211		10	747	7	3	771	751	9	3	206	52.97	367	12841
101	930	578	221		13	920	7	4	908	893	5		213	57.11	499	13061
102	154	787	159		3	751	1	30	428	424	10		137	36.37	222	6424
103	156	706	144		10	751	1	12	999	987	14	1	268	43.82	594	2734
104	168	15	15		1	168	21	27	168	168	1		13	62.07	12	7475
105	169	351	140		4	351	27	17	351	351	8	1	152	43.44	264	11831
106	170	640	185		3	640	33	17	799	786	6		144	45.08	264	8993
107	173	377	33		1	377	35	3	428	424	2	29	515	72.24	228	7140
108	176	408	193		1	307	5	22	275	269	4		70	45.34	163	8598
109	177	593	395		6	572	17	10	575	569	3		171	45.43	294	17772
110	179	326	207		3	319	16	6	306	305	2		90	48.33	156	13615
111	185	207	99		17	180	1	10	180	180			6	32.83	3	226
112	187	64	21		5	180	45	7	596	593	10		475	66.6	257	9421
113	189	322	211		4	322	5	14	499	499	7	31	168	24.3	243	9007
114	196	411	110		1	411	49	11	554	553	4	4	117	43.77	335	9427
115	199	656	110		1	656	5	5	551	551	4		198	52.38	357	10905
116	201	641	119		3	611	8	22	613	608	4		221	47.77	257	10724
117	207	207	121		2	207	4	20	448	445	16		223	32.8	123	8819
118	208	550	121		5	532	57	32	514	511	6		108	33.89	346	8540
119	209	49	49		5	49	7	11	493	480	19		322	35.50	69	7810
120	210	220	11		2	220	15	15	220	220	23		330	39.83	75	8617
121	211	33	33		7	33	13	1	33	33	2		117	11.7	151	10067
122	212	34	34		3	34	5	1	34	34	10		42	42.62	206	10439
123	213	34	34		3	34	5	1	34	34	6		152	37.69	104	9326
124	214	34	34		3	34	5	1	34	34	10		142	31.28	42	8464
125	215	34	34		3	34	5	1	34	34	10		142	31.28	42	8464
126	216	34	34		3	34	5	1	34	34	10		142	31.28	42	8464
127	217	34	34		3	34	5	1	34	34	10		142	31.28	42	8464
128	218	34	34		3	34	5	1	34	34	10		142	31.28	42	8464
129	219	34	34		3	34	5	1	34	34	10		142	31.28	42	8464
130	220	34	34		3	34	5	1	34	34	10		142	31.28	42	8464
131	221	34	34		3	34	5	1	34	34	10		142	31.28	42	8464
132	222	34	34		3	34	5	1	34	34	10		142	31.28	42	8464
133	223	34	34		3	34	5	1	34	34	10		142	31.28	42	8464
134	224	34	34		3	34	5	1	34	34	10		142	31.28	42	8464
135	225	34	34		3	34	5	1	34	34	10		142	31.28	42	8464
136	226	34	34		3	34	5	1	34	34	10		142	31.28	42	8464
137	227	34	34		3	34	5	1	34	34	10		142	31.28	42	8464
138	228	34	34		3	34	5	1	34	34	10		142	31.28	42	8464
139	229	34	34		3	34	5	1	34	34	10		142	31.28	42	8464
140	230	34	34		3	34	5	1	34	34	10		142	31.28	42	8464
141	231	34	34		3	34	5	1	34	34	10		142	31.28	42	8464
142	232	34	34		3	34	5	1	34	34	10		142	31.28	42	8464
143	233	34	34		3	34	5	1	34	34	10		142	31.28	42	8464
144	234	34	34		3	34	5	1	34	34	10		142	31.28	42	8464
145	235	34	34		3	34	5	1	34	34	10		142	31.28	42	8464
146	236	34	34		3	34	5	1	34	34	10		142	31.28	42	8464
147	237	34	34		3	34	5	1	34	34	10		142	31.28	42	8464
148	238	34	34		3	34	5	1	34	34	10		142	31.28	42	8464
149	239	34	34		3	34	5	1	34	34	10		142	31.28	42	8464
150	240	34	34		3	34	5	1	34	34	10		142	31.28	42	8464
151	241	34	34		3	34	5	1	34	34	10		142	31.28	42	8464
152	242	34	34													

Table 3.—CHARACTERISTICS OF HOUSING FOR CENSUS TRACTS, BY BLOCKS: 1950

[Detailed statistics not shown for blocks containing fewer than 3 dwelling units, nor for dwelling units not allocated by blocks (designated by NR)]

Census tract	Block	All dwelling units by occupancy and tenure					All dwelling units by condition and plumbing facilities			Occupied dwelling units			Contract monthly rent ¹		Value ² of one-dwelling-unit structures			
		Total	Owner occupied	Renter occupied	Vacant non-seasonal not dilap., for rent or sale	Other vacant and non-resident	Number reporting	No private bath or dilap.	No running water or dilap.	Total	Persons per room	Occupied by non-white	Number reporting	Average monthly rent (dollars)	Number reporting	Average value (dollars)		
1	1	28	2	23		3	27	23	23	25	25		5	23	33.08			
	2	58	7	51			58			58	58			50	40.92	4	12,500	
	3	25	1	24			24	14		25	25	2		24	46.08			
	4	103	17	85	1		99	3	2	102	99	1		82	58.56	8	13,375	
	5	386	19	364	3		381	13	3	383	382	1		362	47.25	7	18,285	
	6	154	12	139	3	3	153	23	21	151	151	19	3	132	62.43	5	16,600	
	7	2																
	8	1																
	9	11																
	10	26	8	16	2		26	13	13	24	24	5		18	54.60	5	13,400	
3	1	85	7	84		1	85			84	82	1		81	53.17			
	3	201	7	188	4	2	199	9	3	195	195	13		184	53.32	2		
	5	115	5	104	2	1	115			112	111			99	59.77	9	12,388	
	6	52	8	46	1		51	35	2	51	51	19		46	52.50	2		
	7	102	29	71	2		97	33	7	100	99	8	4	72	41.01	7	10,785	
	8	6		6			4			6	6			5	27.00			
	9	25	2	23			22	11	11	25	25	2		23	35.30			
	10	54	2	51		1	53	17	4	53	53	9		49	38.69	1		
	11	28		28			26			28	27	1		26	49.15			
	4	1	22	4	18			22			22	22			18	43.94	3	12,333
		2	19	8	11			17			19	18			11	59.37	1	
		3	16		17			16			16	16			7	45.14	8	14,750
4		6	24	4			6	5		6	6			4	50.09	7	11,857	
5		60	23	37			55	18		60	60	10		35	41.94	15	11,700	
6		87	9	16		2	80	2	2	85	82	3		13	59.61	3	11,666	
8		1		1			1			1	1			1	40.00	8	8,000	
9		28	9	18		1	28	3	1	27	27	1		17	23.50			
10		6		6			6			6	6			5	23.00			
6		3	4	2	2		4			4	4				2		1	1,400
		4	6	5	1		7		2	6	7				2		5	11,400
	5	7	15	3		4	28	85	9	49	49	2	2	32	33.84	4	7,750	
	6	9	34	3		4	7	10	9	59	59	1		31	37.45	7	8,500	
	7	8	28	3		5	6	10	12	12	12	1		8	37.45	12	10,083	
	8	10	10	1		9	9	6	9	12	12			2	36.36	6	9,444	
	9	9	14	1		3	11	8	6	21	21			11	36.36	6	11,083	
	10	39	15	15	1	3	34			39	39			24	39.04	6	10,450	
	11	23		23			22			23	23			12	53.33	6	10,450	
	12	3		3			3			3	3			23	85.73	10	17,250	
	13	39	13	25		1	38	2	1	38	37			23	30.65	9	5,277	
	16	13	10	3		1	13			13	13		1	3	55.66	7	18,714	
	17	11	8	2		1	11			10	10			2		7	16,857	
	18	11	11				11			11	11			2		7	12,200	
19	3		3			3			3	3			1		10	10,000		
20	9		9			9			9	9			1		7	10,000		
21	3		3			3			3	3			1		3	10,000		
7	1	24	11	13		3	24	14	1	24	24	3	12	11	48.72	6	14,333	
	2	22	27	91	3	1	120	13	1	118	117	1	11	91	36.43	4	11,875	
	3	18	2	16			18			18	17			15	17.80	1		
	4	43	10	30	1	2	39	1	2	40	40			30	24.86	3	10,666	
	5	21	7	13		1	20			20	20			13	45.07			
	6	38	18	20			37			38	38			20	43.10	9	8,866	
	7	57	18	39			53	1		57	57			38	42.78	9	11,000	
	8	53	27	26			53	2		53	53			26	47.07	13	8,884	
	8	1	39	21	18		33	1		39	37	3	1	16	38.06	13	7,400	
		2	20	4	16		18	2	1	20	20	2		16	24.56	2		
		3	19	9	10		19	3		19	19	1		10	25.90	5	7,200	
		4	34	13	21		34	3		34	34			20	33.60	6	5,550	
		5	50	19	31		50	2	2	50	50			31	30.64	4	7,000	
6		10	6	3		10			9	9	8			1	1.60	5	8,600	
7		21	6	15		17	2	2	21	21	2		15	31.60	4	20,750		
8		29	15	13		29	2	2	28	28	27		11	39.18	9	8,055		
9		22	12	9		22			21	21	21		8	34.75	7	8,000		
10		15	7	8		14			15	15	15		8	38.50	3	8,000		
11		17	11	6		17			17	17			6	39.66	8	8,875		
12		14	5	9		14	5		14	14	14	1		9	27.32	4	5,125	
14		35	11	23		34	9	1	34	34	34		22	41.22	3	7,833		
15		62	17	45		62	21	3	62	52	52		45	27.86	4	6,375		
16		41	14	26		41	11		40	40	40	2		25	31.78	5	8,300	
17		23	10	11		23	4	1	21	21	21	1		11	35.90	5	6,000	
9		1	50	23	23	3	1	48	7	46	44	2		22	62.90	16	18,087	
	2	12	4	8			12	6	12	11	3		8	52.37	2			
	3	9	8	1			9		9	9			1		7	25,714		
	4	152	37	115			150	2	1	152	147	2		112	63.09	16	9,812	
	5	80	31	47	2		79	12	11	78	78	1		43	36.67	9	6,888	

¹For renter - occupied dwelling units and vacant nonseasonal not dilapidated units, for rent.
²For owner - occupied dwelling units and vacant nonseasonal not dilapidated units, for sale only.

HOUSING—BLOCK STATISTICS

Table 3.—CHARACTERISTICS OF HOUSING FOR CENSUS TRACTS, BY BLOCKS: 1950—Con.

Census tract	Block	All dwelling units by occupancy and tenure					All dwelling units by condition and plumbing facilities			Occupied dwelling units				Contract monthly rent ¹		Value ² of one-dwelling-unit structures		
		Total	Owner occupied	Renter occupied	Vacant non-seasonal not dilap. for rent or sale	Other vacant and non-resident	Number reporting	No private bath or dilap.	No running water or dilap.	Total	Persons per room		Occupied by non-white	Number reporting	Average monthly rent (dollars)	Number reporting	Average value (dollars)	
											Number reporting	1.51 or more						
9	6	78	28	45	2	3	76	1		73	70	3		44	34.11	5	9200	
	7	58	18	40			58	7	2	58	57	2	3	39	30.05			
	8	69	26	39			68	9		65	65	1	2	39	30.94	3	4766	
	9	52	25	27		4	51	3	2	52	52			27	39.51	11	8454	
	10	52	20	29		3	52	4		49	49			27	38.14	5	9200	
	11	30	22	7	1		30			29	29			7	56.85	17	19941	
	12	33	2	31			32			33	33			30	67.10	1		
	13	26	6	19		1	26	9	1	25	24	1	3	18	68.44	4	34000	
	14	33	4	11			15	13		15	15	8		11	46.63	2		
	10	1	22	6	16			22	7	5	22	22	1		15	26.73	1	
		2	23	9	23			23			23	23			23	31.56	2	
		3	23	11	12			23			23	23			12	35.91	9	7111
		4	23	15	8			23	4		23	23			8	32.87	7	8214
		5	26	11	15			26			26	26			15	37.66	3	8333
6		45	21	23		1	45	4		44	44			23	35.47	11	8136	
7		22	10	12			22			22	22			12	34.50	5	7200	
8		45	20	25			43			45	45			23	35.47	9	8444	
9		31	12	19			31	1		31	31	1	2	18	30.83	7	5742	
10		31	22	8		1	30			30	30	1	1	8	37.50	7	9000	
11		1	39	22	17			39			39	39	1		16	40.43	7	8957
		2	33	50	82		1	133	19	15	132	132	4		82	32.40	6	6750
		3	44	17	25		1	44	2		42	42		4	26	38.84	1	
		4	58	25	33			57	1		58	58			33	52.21	8	10250
	5	93	36	55		2	93	5		91	90	1	3	57	43.82	10	9600	
	6	26	12	14			26	1		26	26		1	14	42.85	6	10333	
	7	27	47	76		2	124	4		123	118	3		75	40.84	10	9000	
	8	29	36	93			128	10		129	129	4		92	36.08	5	7780	
	13	1	64	19	43		2	62	13	1	62	62	4		42	32.69	7	8714
		2	97	8	88		1	97	2		96	96	9	8	87	44.88	1	
		3	58	49	85			58	5		58	56			45	56.57	2	
		4	88	25	63			85			88	88	3		63	41.60	11	10609
		5	61	27	34			61	1		61	61			34	45.94	12	9500
		6	47	14	33			47	10		47	47	1	2	32	32.65	4	8750
7		72	21	49		2	71	3		70	70	3	10	48	31.39	7	6000	
8		9	2	7			9			9	9			7	28.71	4		
9		38	8	30			34	2		38	38	2		28	29.39	3	8333	
10		38	8	29		1	33			37	35	2	7	27	28.29	2		
14		1	14	7	13		1	13			13	13	2		14	27.64	3	
		2	23		16			22			23	23			14	37.50	1	
		3	10	5	5			9			10	10	2	3	5	32.00	2	11333
		4	1															
	5	34	17	16		1	33	2		33	33			17	54.23	7	13357	
	6	26	4	2			26			26	26			2		3	12333	
	7	66	18	48		1	66	9		67	67	9		9	50.22	12	15000	
	8	77	12	65		2	77	17		77	77			7	52.14	5	11600	
	9	11	11	5			16			16	16			5	45.00	8	9000	
	10	21	13	8			21			21	20			7	47.28	7	11000	
	11	18	6	11		1	17			17	17			11	45.27	4	10250	
	12	49	21	28			46	3		49	46	2		11	45.27	7	10250	
	13	37	25	12			37	4		37	37	1		11	36.25	8	8687	
	15	1	17	5	12			17			17	17			12	41.16	4	10500
2		38	21	17			38			38	38	1		17	36.17	12	8250	
3		7	6	6			7			7	7			5	59.00	1		
4		10	5	5			10			10	10			5	52.00	3	9333	
5		5	4	4			5			5	5			4	35.25	1		
6		26	20	6			26			26	26			6	31.83	16	6468	
7		38	8	30		1	38			37	37		1	8	41.87	21	9071	
8		8	3	5			8			8	8			5	43.20	2		
9		31	18	13			31	3		31	31			12	39.83	13	8846	
15		3	1															
		4	70	10	52		1	69	8	5	62	62	4	6	51	28.41	4	6700
		5	30	11	18		7	30	1		29	29			18	44.88	4	6625
		6	21	6	15			20	2		21	21	1	2	14	32.50	3	5500
		7	17	15	5			17	14	1	17	17	2	14	15	19.06	1	
	8	34	25	9			34	4		33	33	4	4	23	34.65	2		
	9	39	30	9			37	10		38	38	1	2	23	38.75	3		
	10	11	7	7		1	11	6	6	11	11	2		8	31.25	2		
	11	8	25	7		1	8			8	8		3	7	25.71	3		
	12	26	25	25			26			25	25	1		25	29.72	1		
	13	25	3	21		1	25	14	17	24	24			21	33.04	2		
	14	11	11	21		1	11	5	7	10	10		4	2	27.77	2		
	15	28	28	26			27			27	27			2	30.11	1		
	16	18	15	15		3	18			18	18		6	14	27.35	1		

¹For renter - occupied dwelling units and vacant nonseasonal not dilapidated units, for rent.
²For owner - occupied dwelling units and vacant nonseasonal not dilapidated units, for sale only.

Table 3.—CHARACTERISTICS OF HOUSING FOR CENSUS TRACTS, BY BLOCKS: 1950—Con.

Census tract	Block	All dwelling units by occupancy and tenure					All dwelling units by condition and plumbing facilities			Occupied dwelling units			Contract monthly rent ¹		Value ² of one-dwelling-unit structures		
		Total	Owner occupied	Renter occupied	Vacant non-seasonal not dilap. for rent or sale	Other vacant and non-resident	Number reporting	No private bath or dilap.	No running water or dilap.	Total	Persons per room		Occupied by non-white	Number reporting	Average monthly rent (dollars)	Number reporting	Average value (dollars)
											Number reporting	1.51 or more					
17	1	68	18	50					68	67	1	4	50	431.6	5	10,900	
	2	38	14	24					38	38			24	51.58	4	12,750	
	3	13	9	4					13	13			4	64.50	5	18,500	
	4	44	7	37					44	44			35	48.80			
	5	104	14	88	1	1	104		102	102	2		86	45.63	11	7,818	
	6	12	5	6	1		12		11	11			7	54.00	4	13,500	
	7	68	44	23	1		68		67	67		1	24	72.83	35	19,894	
	8	27	19	8			27	3	3	27	26		8	33.75	15	8,500	
	9	16	9	7			16	1		16	16		6	76.66	8	24,125	
	10	74	23	51			74	2	2	74	74	2	2	50	40.48	10	14,200
	11	17	7	9	1		17			16	16		9	58.00	3	15,666	
	12	25	14	11			25			25	25		10	67.80	12	15,916	
18	1	92		92					92	90	1	1	89	71.95			
	2	9	7	2					9	9			1		5	12,800	
20	1	39	23	16					39	39			16	50.50	13	11,038	
	2	51	29	21	1				50	49	1		20	56.55	15	12,800	
	6	9	5	4					9	9			4	72.50			
	7	5	4	1					5	5			1		2		
	8	9	5	4					9	9			4				
	9	7	5	2					7	7			2	60.50	2		
	10	13	3	9	1		13	3		12	12		10	34.60	2		
	11	19	11	8			19			19	18		7	36.00	9	13,444	
	12	1															
	13	9	4	4		1	9	1	1	8	8		4	49.50	2		
	14	2															
	15	19	10	9			19			19	19		7	44.00	6	11,000	
	16	12	8	4			12	3		12	12		4	41.50	6	8,500	
	17	9	4	5			9			9	9		5	60.40	2		
	18	7	2	5			7			7	7		5	34.80	1		
	19	29	18	11			29			29	29		10	38.00	15	14,133	
	20	12	4	8			12			12	12		7	45.42	1		
	21	13	5	8			12	2	2	13	13		5	38.20	3	10,000	
	22	5	5				4			5	5		5		5	10,400	
	23	1															
	24	12	6	5		1	12			11	11		5	44.40	1		
	25	1															
	26	24	17	7			22			24	23		7	38.57	11	12,909	
	27	4	4	2			4			4	4		2		2		
	28	11	9	2			11			11	11		2		6	17,000	
	29	12	7	5			12			12	12		5	56.00	5	17,000	
	30	10	7	3			10			10	10		3	60.00	3	15,666	
	31	22	15	6		1	22			21	21		6	34.33	13	14,230	
	32	21	6	9	5	1	20	12		15	15	2	9	49.66	5	14,800	
	33	26	11	14		1	26	6		25	25	1	13	45.07	4	13,250	
	34																
	35	20	7	11	1	1	20	2		18	18	1	11	53.90	2		
	36	30	10	18	1	1	29			28	27		18	47.33	4	8,500	
37	27	10	16		1	26	1		26	26		16	45.50	2			
38	26	12	13		1	26			25	25		12	48.50	3	12,166		
21	1	42	12	26	4				38	38	2		25	42.08	5	7,500	
	2	73	34	38		1			72	72			38	33.86	19	9,110	
	3	37	21	15	1		37		36	36			14	60.50	14	10,507	
	4	55	33	22			55	3		54			32	41.31	2		
	5	50	23	27			50	2		50			27	45.77	10	8,400	
	6	38	14	22		2	38	3	3	36	36		22	41.40	3	11,666	
	7	34	11	22			34	2		33	33	3	22	33.54	5	5,300	
	8	18	8	10		1	18	2		18	18		9	38.88	6	9,466	
	9	3	1	2			3			3	3		1		1		
	10	22	8	12		2	21			20	19		11	39.27	2		
	11	3	2	1			3			3	3		1		2		
	12	47	19	28			45	23	16	47	46	4	1	25	36.96	2	9,555
	13	73	16	56		1	70	22	29	72	72	4	1	55	42.21	9	9,750
	14	68	12	52	2	2	64	4	36	64	62		5	50.24	3	11,166	
	15	4	1	3			4			4	4		2				
27	1	2							2	2			2				
	3	28	3	25					28	28			23	34.69			
	4	59	6	47		6	59	18	15	53	53	2	2	46	31.34	1	
	5	38	31	3			38		37	35			30	27.80			
	6	78	22	54			73	11	20	76	75	1	1	50	38.00	12	8,083
	7	20	7	12			20	7	1	19	19		12	43.16	4	61,225	
	8	98	18	78	1		96	8		96	95		7	46.17	6	91,666	
	9	124	28	91	3	2	123	5	3	119	119	1	4	39.66	13	9,792	
	10	14		14			13			14	13		1				

¹For renter - occupied dwelling units and vacant nonseasonal not dilapidated units, for rent.
²For owner - occupied dwelling units and vacant nonseasonal not dilapidated units, for sale only.

HOUSING—BLOCK STATISTICS

Table 3.—CHARACTERISTICS OF HOUSING FOR CENSUS TRACTS, BY BLOCKS: 1950—Con.

Census tract	Block	All dwelling units by occupancy and tenure					All dwelling units by condition and plumbing facilities			Occupied dwelling units			Contract monthly rent ¹		Value ² of one-dwelling-unit structures		
		Total	Owner occupied	Renter occupied	Vacant non-seasonal not dilap., for rent or sale	Other vacant and non-resident	Number reporting	No private bath or dilap.	No running water or dilap.	Total	Persons per room		Occupied by non-white	Number reporting	Average monthly rent (dollars)	Number reporting	Average value (dollars)
											Number reporting	1.51 or more					
27	11	4	1	2	1	4	2		3	3			3	25.00			
29	1	27	3	24		25	3		27	27			22	31.63	1		
	2	21	5	15		21	5	1	21	21	1	4	14	28.50			
	3	21	5	16		20	1	1	21	21	1	7	15	44.20	2		
	4	62	4	56	1	51	28	16	60	59	8	18	56	25.89	1		
	5	107	37	66	1	106	19	19	103	103	3	6	64	33.03	22	6,681	
	6	77	24	53		77	30	30	77	77	1	4	49	28.79	12	6,666	
	7	29	16	12	1	29	3	3	28	28	1	1	12	35.83	6	7,833	
	8	17	7	7		17	5	5	15	15	2		7	29.71	7	7,428	
	9	26	12	14		26	4		26	26			12	28.50	9	8,611	
	10	20	4	16		20	1		20	20			13	30.76	3	4,666	
	11	5	1	4		5	2	1	5	5			4	25.00			
	12	20	1	17		20	8		20	20	3	1	7	24.62			
	13	23	5	18		23	10		23	23		8	18	22.83	2		
	14	5		2		5	1	1	5	5			1				
	15	29	13	15		29	7		28	28		1	14	36.21	5	6,200	
	16	22	12	10	1	22	9	1	22	22	2	1	100	38.55	70	9,315	
	17	16	14	2		16	20		16	16		1	1		11	11,772	
31	1	65	17	47		64	16	11	64	64	2		44	55.29	11	9,000	
	2	51	20	29		49	16	15	49	47	1		28	33.10	14	7,357	
	3	10	5	5		10	5		10	10			5	42.00			
	4	10	6	4		10	7	5	10	10	1	1	4	24.75	4	4,750	
	5	28	3	25		27	1		28	27	1	3	23	28.34	3	9,666	
	6	116	55	54	1	116	7	2	109	109	3		54	34.70	26	8,269	
	7	47	8	39		47	4		47	47	1		37	32.81	1		
	8	28	10	18		28	2		28	28	1		17	31.00	4	8,625	
	9	29	8	19		29	7	4	27	27	1		18	30.94	5	7,300	
	10	73	22	49	1	73	15		71	70			47	37.93	9	7,377	
	11	52	4	43	4	51	11		47	46	3		40	43.47	1		
33	1	103	21	82		101	1	1	103	103	3		79	52.40	8	16,375	
	2	19	10	9		18	6		19	19	1		8	42.87	8	24,125	
	3	42	19	23	1	42	3	1	41	41			18	51.66	16	15,500	
	4	20	14	5	1	20	2		19	19			4	60.25	10	11,350	
	5	5	2	2		5			5	5			1		2		
	6	19	13	6		18			19	18			4	67.50	10	13,100	
	7	21	13	8		21	2	1	21	21	1		7	61.00	7	16,857	
	8	105	43	60		104	7	2	103	102	1		59	45.47	29	12,655	
	9	23	3	19		23	5	5	22	22	1		19	33.57	2		
	10	6	3	2		6			5	5			2		1		
	11	115	64	50	1	110	7	2	114	113	3		43	46.27	47	19,453	
	12	225	13	209	1	210			222	216	21		197	75.81	8	34,750	
36	1	3	1	2		3	1		3	3			2		1		
	2	28	12	15		28	7	6	27	27			15	26.66	9	8,611	
	3	5	4	1		5			5	5			5		5	6,800	
	4	14	4	10		14	1		14	14			10	34.40	2		
	5	20	13	7		20	7	1	20	20			7	27.14	11	5,227	
	6	30	12	18		30	2		30	30	2		17	29.88	7	7,142	
	7	11	2	6		11	1		11	11	1		6	30.16	1		
	8	7	2	4		7	2		6	6			4	23.00	1		
	9	11	5	6		11	1		11	11			5	33.00	3	7,666	
	10	8	3	5		8	1	1	8	8			5	33.40	2		
	11	2	1	4		2			2	2			4	40.50			
	12	5	1	4		5			5	5			7	30.14	2		
	13	13	6	9		13			13	13			9	37.77	1		
	14	14	5	9		14			14	14			9	29.71	2		
	15	12	5	7		12	2		12	12			7	39.71	2		
	16	12	5	7		12			12	12			7	39.71	2		
	17	11	7	4		11	1		11	11	1		4	42.50	5	10,900	
	18	9	8	1		9			9	9			1		8	11,875	
	19	12	11	1		12			12	12			1		9	10,333	
	20	11	7	4		11	9		9	9			1		2		
	21	9	8	1		9			9	9			1		1		
	22	12	11	1		12			12	12			2		1		
	23	6	4	2		6			6	6			2		2		
	24	2				2			2	2							
	25	2				2			2	2							
	26	2				2			2	2							
39	1	9	9			8			9	9					9	38,333	
	2	6	6			6			6	5					6	40,233	
	3	19	9	9	1	19			18	18			8	70.00	6	16,233	
	4	16	11	5		16			16	16			5	89.60	11	17,818	
	5	35	19	15	1	34			34	31			14	68.21	17	29,235	
	11	1	1			1			1	1					2		
	12	9	6	3		9			9	9			2		6	15,000	
	13	3	1	2		3			3	3			2		1		
40	1	173	29	143	1	173			172	172	66	3	144	36.18	29	12,678	

¹For renter - occupied dwelling units and vacant nonseasonal not dilapidated units, for rent.²For owner - occupied dwelling units and vacant nonseasonal not dilapidated units, for sale only.

Table 3.—CHARACTERISTICS OF HOUSING FOR CENSUS TRACTS, BY BLOCKS, 1950—Con.

Census tract	Block	All dwelling units by occupancy and tenure					All dwelling units by condition and plumbing facilities			Occupied dwelling units				Contract monthly rent ¹		Value ² of one-dwelling-unit structures		
		Total	Owner occupied	Renter occupied	Vacant non-seasonal not dilap., for rent or sale	Other vacant and non-resident	Number reporting	No private bath or dilap.	No running water or dilap.	Total	Persons per room		Occupied by non-white	Number reporting	Average monthly rent (dollars)	Number reporting	Average value (dollars)	
											Number reporting	1.51 or more						
40	2	230	7	217	6	1	227	2	1	224	222	71	14	222	51.81			
	3	52	11	35	5	1	51	2		46	46	11	1	36	69.02	8	15,062	
	5	5		5			5			5	5	4		5	38.00			
	6	9	4	4	1		9			8	8			4	69.25	4	11,250	
	7	13	11	2			12	1	1	13	13			1		10	9,580	
	8	15	14	1			15	1	1	15	15			1		14	9,535	
	11	13	6	7			12			13	13			7	54.85	4	9,150	
	12	28	21	7			28			28	28			7	49.71	16	8,968	
	13	23	19	4			23			23	23			4	58.25	16	8,593	
	14	38	17	21			37	1	1	38	37	2		20	27.00	8	7,500	
	15	13	9	4			13			13	12			4	39.25	3	3,833	
	16	1																
	17	10	6	4			9	1	1	10	10	1		3	22.66	5	7,800	
	18	5	4	1			5			5	5			1		3	6,000	
	19	8	8				8			8	8					8	7,000	
	20	14	12	2			14			14	14			2		11	7,018	
	21	3	1	2			3			3	3			2		1		
	22	8	3	5			8			8	8			5	35.40	1		
	23	1																
	26	1																
	27	10	6	3		1	10	1		9	9			3	45.00	3	7,333	
	29	148		148			135	1	1	148	147	76	4	145	33.37			
	30	3	3				3			3	3					3	15,833	
	31	238	16	219	2	1	218			235	234	111	4	220	31.82	1		
	32	1																
	33	16	9	7			16			16	16			7	41.71	5	7,200	
	41	1	18	9	8	1	18	1		17	16			8	50.37	8	6,587	
		2	28	15	13		28			28	28			11	33.09	10	8,000	
		3	31	22	6	2	1	31	1		28	26		4	48.00	20	14,225	
		4	49	29	20			49	4		49	49		18	44.61	16	9,825	
		5	16	6	10			16	1		16	16		10	43.10	3	7,166	
		6	1															
		7	17	14	2			17			16	16			2		13	8,038
8		52	24	26		2	51	2		50	50	1		26	37.84	12	7,666	
9		15	8	7			15	1		15	15			6	49.83	3	8,666	
10		18	9	7		2	18	4	2	16	16		4	28.57	5	8,560		
12		18	7	11			18	4		18	18			11	34.81	3	11,833	
13		25	9	14		2	25	2		23	22			11	40.54	3	7,333	
14		4	1	3			4			4	4			3	56.66			
15		16	14	2			16			16	16			2		12	10,333	
16		7	5	1	1		7			6	6			2		4	8,275	
17		10	4	6			10	1		10	10			6	30.00	3	12,333	
18		2																
19		27	8	18		1	25	4		26	26		3	18	35.16	6	9,500	
20		42	22	19			41	6	6	41	41	2	1	19	34.31	14	7,678	
21		32	9	23			32	1	1	32	32	1		23	36.91	4	8,875	
22		33	19	13		1	33	1		32	31			12	42.33	13	9,192	
23		43	27	16			43	3		43	42			15	37.53	16	7,531	
24		53	25	28			52			53	53			28	40.42	7	9,142	
25		27	10	16		1	25	4	1	26	25			15	35.53	6	8,833	
26		3	1			1	3	1		2	2			1		1		
47		1	13	9	4		12			13	13			4	54.75	4	12,750	
	2	29	20	9		29			29	29			9	49.55	13	15,846		
	3	27	15	10		27			25	25			10	58.10	10	13,350		
	4	31	20	9		2	31			29	29		9	54.88	20	11,600		
	5	30	23	7			30			30	30		7	58.00	22	11,931		
	6	50	28	21		1	50			49	49		21	51.28	18	14,000		
	7	14	9	5		1	13			14	14		4	40.50	5	11,400		
	8	14	12	2			14			14	14		2		12	13,791		
	9	11	9	2			11			11	11		2		7	11,000		
	10	8	6	2			8			8	8			2		5	10,800	
	11	11	8	3			11			11	11			3	72.66	7	12,214	
	12	15	4	11			15			15	14			11	50.54	4	12,000	
	13	8	6	2			8		2	8	8			2		4	14,000	
	17	35	19	15		2	35	2		33	33		12	46.83	12	18,666		
	18	8	8				8			8	8			8		8	23,675	
	19	5	5				5			5	5			5		5	28,600	
	20	4	4				4			4	4			4		4	24,500	
	21	1																
	22	37	9	25		3	37	1		34	34		1	23	40.73	7	14,857	
	23	9	7	2			9			9	9			2		6	9,833	
	24	15	10	5			15	2	1	15	15			5	55.00	2		
	25	15	7	8			15			15	15			7	34.28	4	8,750	
	26	24	10	14			24	2		24	24			13	38.23	5	7,700	
	50	1	19	7	12		19			19	19			12	32.91	4	10,500	
		2	19	9	10		19		1	19	19			10	36.10	2		
		3	14	10	4		14			14	14			4	39.25	5	9,800	
4		14	5	9		14		1	14	14			9	34.00				
5		7	6	1		7			7	7			1		6	7,916		
6		6	5	1		6			6	6			1		4	10,875		

¹For renter-occupied dwelling units and vacant nonseasonal not dilapidated units, for rent.
²For owner-occupied dwelling units and vacant nonseasonal not dilapidated units, for sale only.

HOUSING—BLOCK STATISTICS

Table 3.—CHARACTERISTICS OF HOUSING FOR CENSUS TRACTS, BY BLOCKS: 1950—Con.

Census tract	Block	All dwelling units by occupancy and tenure					All dwelling units by condition and plumbing facilities			Occupied dwelling units			Contract monthly rent ¹		Value ² of one-dwelling-unit structures		
		Total	Owner occupied	Renter occupied	Vacant non-seasonal not dilap. for rent or sale	Other vacant and non-resident	Number reporting	No private bath or dilap.	No running water or dilap.	Total	Persons per room		Occupied by non-white	Number reporting	Average monthly rent (dollars)	Number reporting	Average value (dollars)
											Number reporting	1.51 or more					
50	7	6	3	3					6	6			3	45.00	2		
	8	6	4	2					6	6			3		2		
	9	15	7	8				2	15	15			8	52.25	2		
	10	16	6	9					15	15			9	44.44	6	7750	
	11	1															
	12	1															
	13	12	7	5				2	12	12							
	14	4	2	2					4	4				5	49.00	2	13600
	15	5	5						5	5				2		5	13400
	16	7	5	2					7	7				2		4	13400
	17	3	2	1					3	3							
	20	10	7	3					10	10				1	43.66	6	9333
	21	4	4						4	4				3		4	7625
	22	15	12	3					15	15				3	44.66	4	9222
	23	27	17	10					27	27				10	36.20	9	8187
	24	14	7	7					14	14				7	34.00	8	8187
	25	16	10	6					16	16				7	34.00	4	5325
	26	16	10	6					16	16				6	34.16	6	6750
	27	8	5	3	1				8	8		1		5	26.60	7	6085
	28	19	7	12					19	19				3	31.66	4	6900
	29	9	5	4					9	9				1	39.16	5	8200
	30	10	5	5					10	10				4	36.25	3	6666
	31	26	11	15					26	26				5	37.40	3	8333
	32	12	12						12	12				15	41.33	3	11000
	33	14	6	7		1			14	14						12	9041
	34	12	2	10					12	12				7	29.14	4	6625
	35	11	3	3					11	11				10	23.00		
	36	13	12	1					13	13				3	33.33	7	7214
	37	6	4	2					6	6				1		9	7555
	38	6	3	3					6	6				2		3	7666
	41	3	2	1					3	3				1			
	42	2	2						2	2				1			
	43	2	2						2	2				4	40.00	1	
	44	10	6	4		1			10	10				3	48.66	5	9000
	45	8	6	2					8	8				1		5	7200
	51	2	2						2	2				1			
	53	14	8	6					14	14				5	47.60	4	10500
	54	7	6	1					7	7		1		1		3	7000
	55	2	2						2	2				1		5	11100
	58	5	2	3					5	5				2			
59	2	1	1		1			2	2				6	27.00	2		
61	2	2						2	2		1		4	34.50	2		
62	5	3	2					5	5				2		1	12666	
63	7	7						7	7				1		4	8500	
64	9	5	4					9	9				3	42.00	4	12666	
65	12	8	4					12	12				3	42.00	4	8500	
66	11	3	8					11	11				4	47.50	8	9000	
67	30	26	4					30	30				4	41.00	2	9000	
71	2	2						2	2				4	35.00	26	12050	
72	3	1	2					3	3				2				
75	7	6	1					7	7				1		5	17400	
76	22	17	5		1			22	22				5	53.80	16	18250	
77	12	11	1					12	12				1		11	17818	
59	1	31	16	15				31	31				13	40.61	9	14666	
	2	119	31	87		1		119	118				86	62.39	25	14240	
	3	100	27	73				100	99				71	63.01	19	12578	
	4	64	27	33		2		60	60		1		35	52.48	14	11392	
	5	67	34	33				67	67				32	60.21	27	11562	
	6	31	29	2				31	31				2		27	20888	
	7	14	14					14	14					13	23.961		
	8	3	3					3	3					3	22.333	3	
	9	13	12	1		1			13	13				4	47.50	4	13125
	10	6	4	2					6	6				2		2	14083
	11	4	4						4	4						4	11750
	12	6	6						6	6						6	10833
	14	16	16						16	16						15	21066
	15	1	1						1	1							
	16	3	3						3	3						3	20333
	17	4	4						4	4						2	
	21	1	1						1	1				1			
	23	3	3						3	3							
	27	7	6	1					7	7				1		3	14000
	28	13	9	4					13	13				4	47.50	6	9566
29	3	3						3	3						4	13125	
30	3	3						3	3						2		
31	3	4	3					3	3						3	11000	
32	5	5						5	5				3	46.66	4	12750	
33	18	14	4					18	18						5	15800	
34	25	16	9					25	25				4	49.00	11	11354	
35	20	11	8		1			20	20				8	54.50	14	10392	
60	1	5	5					5	5						8	12562	
															5	20400	

¹For renter - occupied dwelling units and vacant nonseasonal not dilapidated units, for rent.
²For owner - occupied dwelling units and vacant nonseasonal not dilapidated units, for sale only.

Table 3.—CHARACTERISTICS OF HOUSING FOR CENSUS TRACTS, BY BLOCKS: 1950—Con.

Census tract	Block	All dwelling units by occupancy and tenure					All dwelling units by condition and plumbing facilities			Occupied dwelling units			Contract monthly rent ¹		Value ² of one-dwelling-unit structures		
		Total	Owner occupied	Renter occupied	Vacant non-seasonal not dilap., for rent or sale	Other vacant and non-resident	Number reporting	No private bath or dilap.	No running water or dilap.	Total	Persons per room		Number reporting	Average monthly rent (dollars)	Number reporting	Average value (dollars)	
											Number reporting	1.51 or more					Occupied by non-white
60	2	1															
	3	2	1														
	4	3															
	5	1															
	6	1															
	7	1															
	8	5															
	9	6													5	15,800	
	10	2													6	18,500	
	11	2															
	12	5	4	1													
	13	8	7													4	22,750
	14	13	9	3		1										7	18,714
	15	12	11	1												7	12,000
	16	1														9	17,555
	18	2															
	20	10	2	8													
	21	2															
	22	11	7	4													
	23	5	3	2												5	9,200
	24	15	14	1												3	13,000
	25	4	4														
	26	4	4													13	12,769
	27	14	6	7												4	11,250
	28	11	4	6	1											3	4,900
	29	1															
	30	4	1	3													
	31	4	2	2													
	32	6	3	1													
	33	1															
	34	2															
	36	15	6	9													
	37	18	6	10													
	38	18	4	9													
	39	7	4	3													
	40	15	10	5													
	41	29	10	18													
	64	1	5	3	2												
		2	5	2	3												
		3	5	2	3												
		4	1	2													
5		1		4													
6		1															
7		39		39	6	2											
8		2		2													
9		13	3	5													
10		14	3	2													
11		20	9	4													
65	1	24	8	16													
	2	57	30	27													
	3	8	8	8													
	4	8	8	8													
	5	8	6	2													
	6	2															
	7	25	18	7													
	8	29	25	3													
	9	17	13	4		1											
	10	38	8	30													
	11	4	3	1													
	12	55	41	13													
	13	32	24	8													
	14	30	23	7													
15	12	11	1														
16	31	15	16														
17	26	20	6														
18	12	9	3														
19	37	27	9														
20	17	15	2		1												
21	6	2	4														
22	17	4	13														
23	30	6	24														
24	6	6															
70	1	6	3	1													
	2	5	1	1													
	3	1															
	4	6															
	5	27	2	7	4	14											
	6	14	2	3	3	4											
	7	9	2	1													
	8	16	1	6													
	9	8	2		1												

¹For renter-occupied dwelling units and vacant nonseasonal not dilapidated units, for rent.
²For owner-occupied dwelling units and vacant nonseasonal not dilapidated units, for sale only.

HOUSING—BLOCK STATISTICS

Table 3.—CHARACTERISTICS OF HOUSING FOR CENSUS TRACTS, BY BLOCKS: 1950—Con.

Census tract	Block	All dwelling units by occupancy and tenure					All dwelling units by condition and plumbing facilities			Occupied dwelling units			Contract monthly rent ¹		Value ² of one-dwelling-unit structures	
		Total	Owner occupied	Renter occupied	Vacant non-seasonal not dilap., for rent or sale	Other vacant and non-resident	Number reporting	No private bath or dilap.	No running water or dilap.	Total	Persons per room	Occupied by non-white	Number reporting	Average monthly rent (dollars)	Number reporting	Average value (dollars)
70	12	1														
	17	1														
	18	4		3		1		1	3	3		3	36.00			
	19	13	3	9		1		1	12	12	1	9	34.11			
	20	20	6	11	1	2			17	17	1	12	38.50	2		
	21	18	6	10		2			16	16		10	35.70	2		
	22	1														
	23	8	5	3					8	8		3	35.33	3	7,000	
	24	18	3	12					14	15		12	40.33			
	25	59	13	30		16		11	43	43	3	30	38.73	6	7,583	
	26	55	20	18	2	15			40	38	1	17	43.76	11	7,727	
	27	39	10	7	2	20			21	17		7	36.00	4	6,750	
	28	21	9	8		4			17	17	1	7	33.42	6	7,833	
	29	11	6	5					11	11	1	4	60.00	3	5,000	
	32	44	11	5		8			24	16		5	49.60	8	10,500	
	33	16	6	5		5			15	11		4	42.75	3	5,833	
	34	16	6	4		6			16	10		3	44.00	4	8,000	
	35	13	7	1		5			12	10	1	1		4	9,250	
	36	9	7	1		1			9	8		1		5	7,800	
	37	18	4	6		8			17	10	1	5	47.40	1		
	38	11	6	5					11	11	1	5	41.00	3	7,666	
	39	9	6	2		1			9	8		2		2		
	40	1	1	4					5	5	1	4	30.00	1		
	41	6	3	1		2			6	4		1		3	7,666	
	42	44	20	18		6			43	38		15	41.60	5	8,600	
	44	11	3	5		3			10	8		5	32.00	1		
	45	19	4	14		1			19	18	2	14	45.42	2		
	46	3	2	2					3	3		2				
	47	16	6	9		1			15	15	1	9	38.88	2		
	48	15	4	9		7			13	8		4	55.25	3	12,000	
	49	24	8	11		5			24	19		11	52.36	4	11,000	
	50	140	22	1		7			10	3		1		2		
	51	3	1			2			3	1	1	1		1		
	52	2														
	53	3	2			4			9	5		1		3	10,166	
	54	16	5	6		5			16	11		6	34.16	2		
	55	21	7	10	1	4			21	16	1	9	45.22	5	4,180	
	56	31	10	10		11		14	29	20	4	10	39.10	6	7,416	
	57	9	9			3			9	18		9	52.22	5	8,740	
	58	17	10	4		3			17	14		4	42.50	7	10,571	
	59	5	2	2		1			5	3	1	2		1		
	60	4	1	1		2			4	1	1	1		1		
	64	5	4	2		2			5	3		2		3	10,666	
	67	10	3	3		4			9	6	1	3	41.66	3		
	68	7	6	3					7	6		3	45.33	3	8,833	
	69	1	3	2					4	4		3	57.66	4	8,000	
	70	6	3	2					6	3	1	2				
	71	9	5	5					9	9		3	55.00	3	10,000	
	72	3	1	10	1	8			3	21	1	11	44.27	5	7,600	
	73	2	3	3		3			9	6		2		3	5,333	
74	1	6						1	1							
75	1	3			3			6	3		3		3	4,833		
76	1	2						3	3				2			
77	1	7			6			7	1	1	1					
78	9	4	2		3			9	6		2		4	3,325		
79	1	13	14		28			16	27	2	13	42.38	9	5,822		
82	3	11	6		20			37	17	1	6	37.50	11	3,381		
83	1															
84	1	2	3		2			11	11	1	1		8	2,937		
85	1	6	4		11			17	10		4	35.00	5	2,380		
86	1	9	14		15			170	23	2	11	51.90	8	8,500		
87	1	4	2		8			2	6		2		4	3,875		
88	1	4	1		9			5	5		1		4	4,500		
89	1															
90	1	3	10		7			6	13	2	8	43.50	3	4,000		
91	1	9	8		13			12	11	1	8	33.00	1			
92	1	3	16		16			19	17		9	42.66	6	3,666		
93	1	1														
94	1	1			3			1	1		1					
95	1	2			56			54	2	1	1		1			
96	1															
97	1															
98	1															
99	1															
100	1															
71	1	1														
	1	10							10			5	48.40			
	1	15							15		1	12	32.08			
	1	19							19			8	37.25	1		
	1	17							17		2	33.00	2			
	1	6							6		3	46.21	15	8,866		
	1	21							21		6	61.83	8	9,812		
	1	30							29		13	46.84	12	11,958		

¹For renter - occupied dwelling units and vacant nonseasonal not dilapidated units, for rent.
²For owner - occupied dwelling units and vacant nonseasonal not dilapidated units, for sale only.

Table 3.—CHARACTERISTICS OF HOUSING FOR CENSUS TRACTS, BY BLOCKS: 1950—Con.

Census tract	Block	All dwelling units by occupancy and tenure					All dwelling units by condition and plumbing facilities			Occupied dwelling units			Contract monthly rent ¹		Value ² of one-dwelling-unit structures		
		Total	Owner occupied	Renter occupied	Vacant non-seasonal not dilap., for rent or sale	Other vacant and non-resident	Number reporting	No private bath or dilap.	No running water or dilap.	Total	Persons per room		Occupied by non-white	Number reporting	Average monthly rent (dollars)	Number reporting	Average value (dollars)
											Number reporting	1.51 or more					
71	11	28	17	11		28			28	28			10	52.30	10	1,141.00	
	12	78	19	59		78	1	1	78	78	1		58	49.20	10	915.50	
	13	41	19	22		41			41	41			22	59.45	11	1,618.1	
	14	28	19	8		28			27	27			8	63.37	12	1,483.3	
	15	19	14	4	1	19		1	18	17			4	80.50	11	2,463.6	
	17	35	26	9		35			35	35			4	66.75	15	1,616.6	
	18	16	9	7		16			16	16			7	69.28	4	1,550.0	
	74	1	66	28	31	2	63	8	2	59	59	1		31	38.67	20	9,950
3		26	10	14		25	1		24	24			14	36.21	2		
5		31	8	22		31	4	4	30	30			22	40.45	2		
6		41	14	25		40	3		39	38	1		24	42.54			
7		15	3	12		14			15	15			3	42.63			
8		3		3		3			3	3			3	36.66			
9		38	8	26		34	3		34	34			8	38.80			
10		65	16	45		60	4		61	60	3		44	36.88	5	6,100	
11		63	22	11	1	49	3	2	4	13	13		11	37.27	1		
14		39	12	14		26			26	26	2		13	38.92	1		
15		40	10	26		36	3	1	2	36	36	4		25	54.76	3	9,166
16		34	9	22	1	34	1		1	31	31	4		23	37.93	3	4,266
17		19	9	9		18	1		1	17	17			8	49.73	4	9,000
19		108	15	38	1	54	108	55	29	53	53	2		36	37.25	5	1,680.0
21		41	17	22	1	1	40			39	39			22	36.31	10	9,850
22	59	18	29	1	11	56	13	11	47	47			28	35.32	11	1,195.4	
26	75	3	4		68	75	53	1	7	7			3	43.66	1		
75	1	95	30	64	1	93	7	2	94	94	2	10	65	36.24	11	7,781	
	2	54	22	33		52	3	3	54	54		4	31	33.45	5	6,900	
	3	63	18	45		60	10		63	62			45	29.53	4	4,500	
	4	21	8	10	1	21	3	2	18	18			9	33.66	3	5,133	
	5	2															
	6	29	15	12	2	26		1	1	27	27	1		12	48.41	8	11,250
	7	36	17	19		35			36	35			19	60.10	3	17,000	
	8	110	30	79	1	100	55		109	106	2		77	51.09	3	1,233.3	
	9	57	17	40		55			57	55			40	52.12	11	16,909	
	10	41	18	22	1	41			40	40			21	50.85	13	12,938	
77	1	64	20	42	1	63	9	1	62	61	1	1	42	32.95	4	5,500	
	2	39	15	24		39	10		39	39			24	27.16	2		
	3	65		65		65			65	65	1	1	63	42.20	2		
	4	69	4	65		69	1	1	69	69			4	42.49	2		
	5	4		4		4			4	4			4	43.75			
	7	11	10	1		11			11	11			1	77.3	8	8,662	
	8	12	9	3		12			12	12			3	99.66	7	11,857	
	9	21	19	2		21			21	21			2	99.66	17	10,176	
	10	1	9			1			1	1			9	10.277	9	10,277	
	11																
	12	3	1	2		3			3	3			2				
	13	30	9	21		29		2	30	30	2		21	39.14	2		
	14	2				2			2	2							
	15	46	22	24		46	6	2	46	46	1	3	24	32.75	8	6,475	
	16	17	7	10		17	1	1	17	17			10	33.00			
17	3	1	2		3			3	3			2					
18	54	14	40		54	17	16	54	54	3	20	40	27.72	1			
19	27	8	16	1	26	10	8	24	24	2		17	28.11	2			
20	52	11	38		52			49	49	2		38	36.23	5	7,200		
81	1	196	46	145	2	190	30	10	191	190	8	34	141	27.00	13	6,269	
	2	13	4	9		13	1	1	13	13	1		7	34.22	3	7,333	
	3	17	10	7		17	3		17	17			10	32.28	8	6,812	
	4	39	23	16		39			39	39	1		16	47.00	16	6,625	
	5	30	19	11		29	1		30	29			11	48.63	13	9,453	
	6	25	11	13		24			24	24			11	41.54	9	10,977	
	7	37	31	6	1	37	1	1	37	37		1	6	47.83	27	9,092	
	8	91	28	63		90	33	22	91	91	5	11	58	25.75	10	6,260	
	9	11	6	5		11	1		11	10			6	51.66	6	8,650	
	10	28	22	6		28			28	27			6	49.16	17	12,147	
	11	21	15	6		21		1	21	21		1	5	55.20	11	11,681	
	12	23	17	6		23			23	23	2		5	29.16	16	10,262	
83	1	31	6	25		31	3	3	31	31			24	40.16	16	8,468	
	2	68	32	35	1	67	1	1	67	67			33	35.00			
	3	2				2			2	2							
	4	14	6	8		14			14	14	1		8	33.12	4	7,750	
	5	33	12	21		33	2	1	33	33	1		21	39.57	2		
	6	45	28	17		45	7	1	45	45			28	43.75	16	10,812	
	7	104	38	65	1	104	11	4	103	102	6		68	30.83	19	6,421	
85	2	23	8	15		23		2	23	23	1		15	28.73	3	7,666	
	3	59	13	46		59		2	59	59			45	28.04	6	7,833	

¹For renter - occupied dwelling units and vacant nonseasonal not dilapidated units, for rent.
²For owner - occupied dwelling units and vacant nonseasonal not dilapidated units, for sale only.

HOUSING—BLOCK STATISTICS

Table 3.—CHARACTERISTICS OF HOUSING FOR CENSUS TRACTS, BY BLOCKS: 1950—Con.

Census tract	Block	All dwelling units by occupancy and tenure					All dwelling units by condition and plumbing facilities			Occupied dwelling units			Contract monthly rent ¹		Value ² of one-dwelling-unit structures		
		Total	Owner occupied	Renter occupied	Vacant non-seasonal not dilap., for rent or sale	Other vacant and non-resident	Number reporting	No private bath or dilap.	No running water or dilap.	Total	Persons per room		Number reporting	Average monthly rent (dollars)	Number reporting	Average value (dollars)	
											Number reporting	1.51 or more					Occupied by non-white
85	4	40	16	24		40	2		40	40			23	3508	5	8400	
	5	39	14	25		39			39	39			23	5908	7	12542	
	6	27	10	16	1	27			26	26			17	5576	6	15166	
	7	10	7	3		10			10	10			3	5500	5	17600	
	8	34	20	14		34	8		34	34	4		14	4728	15	13400	
	9	27	5	22		27			27	27			22	6590	2		
	10	16	5	11		16			16	16		1	11	4118	5	14800	
	11	22	19	2		22			21	21			2		15	8233	
	12	64	16	45	1	59	25	21	61	61	2	2	46	3119	3	5000	
	13	79	35	44		79			79	79	2		43	5181	24	9041	
	14	25	25			25	1	1	25	25					22	9445	
	89	3	11		11		11	1	1	11	11	1		1			
		4	2														
		5	10	6	3		10			9	9			3	5666	4	11875
6		9	5	4		9			9	9			4	6000	3	18333	
7		6	6			6			6	6					6	18750	
8		8	8			8			8	7					8	19875	
9	3	3			3			3	3					3	19833		
91	1	23	18	3	2	22			21	20			4	10250	18	14900	
	2	1															
	4	1															
	5	11	11			11			11	11					11	18727	
	6	20	19	1		20			20	19					19	17578	
	7	28	26	2		27			28	28			2		23	19086	
	8	28	22	6		28			28	28			5	9800	20	15100	
	10	19	19			19			19	18					16	19500	
	11	1															
	12	29	28	1		29			29	28			1		25	20360	
	13	32	30	2		32			32	28			1		23	18173	
	14	30	8	21	1	30			29	29			21	8590	8	17125	
	92	2	1							6	6			1		2	
		4	6	4	2		6			6	6					3	
5		15	5	10		15			15	15			10	4340	11	8333	
6		9	4	5		9			9	9	1		5	3400	11		
7		12	9	3		12			12	12			2		6	7983	
8		8	5	3		8			8	8			3	5666	3	8000	
9		3	3			3			3	3					3	7666	
10		10	7	3		10	2		10	10			3	3400	5	9400	
14		6	3	3		6	1		6	6			3	3333	2		
15		10	3	7		10			10	10			6	3983	1		
16		19	8	11		19	7	4	19	19	2		10	3150	4	8750	
17		6	2	4		6			6	6			4	3950	1		
18		4	2	1		4			3	3	1		1		2		
19		12	7	5		12	4		12	12			5	3320	2		
20		14	8	3		12	4	2	11	10			2		4	11000	
21		14	9	5	1	14	2	2	14	13			5	3300	5	8700	
22		2															
23		14	10	4		14			14	14	1		4	4125	3	9666	
24		16	9	7		16			16	16			7	5228	4	11000	
26		20	9	9		19	2		18	18	1		7	3785	1		
27		41	9	32		40	4		41	41			32	4353	1		
28		2															
31		26	12	13		25	4	2	25	25			12	2675	4	8625	
32		17	7	10		17	2		17	17	5		10	3850	1		
33		8	6	2		7	1		8	8			2		3	13000	
34		9	5	4		9			9	9			4	4250	3	9333	
35		1															
36		4	2	1	1	4	1	1	3	3			1		1		
37		5	3	2		5			5	5			2		1		
38		1															
39		7	5	1		6	1		6	6			1		5	7500	
40		14	5	9		14			14	14			9	3400	3	8000	
41		9	5	4		9	1	1	9	9			4	3750	3	5600	
43		5	3	1	1	4	2	1	4	4			1		2		
44		1															
45		2															
46		2															
47		3	2	1		3			3	3			1		1		
48	10	5	5		10	1		10	10	1		4	2250	4	5750		
49	17	8	9		17			17	17			9	4300	4	6250		
50	9	5	2		8			7	7			2		4	7250		
51	17	6	3		13	5	1	9	9	1		3	3166	4	7500		
52	7	3	2		5			5	5			2		1			
53	13	6	6		10	5	5	6	6	1		6	4700	2			
54	4	2	2		4			4	4			2		1			
59	15	8	6		14			14	14	2		6	4000	4	9250		
60	17	7	9		16			16	16			9	3677	2			
61	12	7	5		12			12	12			5	3700	4	7875		
62	7	3	4		7			7	7			4	4625	1			
63	14	7	7		14			14	14			6	4416	4	9250		

¹For renter - occupied dwelling units and vacant nonseasonal not dilapidated units, for rent.
²For owner - occupied dwelling units and vacant nonseasonal not dilapidated units, for sale only.

Table 3.—CHARACTERISTICS OF HOUSING FOR CENSUS TRACTS, BY BLOCKS: 1950—Con.

Census tract	Block	All dwelling units by occupancy and tenure					All dwelling units by condition and plumbing facilities			Occupied dwelling units			Contract monthly rent ¹		Value ² of one-dwelling-unit structures		
		Total	Owner occupied	Renter occupied	Vacant non-seasonal not dilap., for rent or sale	Other vacant and non-resident	Number reporting	No private bath or dilap.	No running water or dilap.	Total	Persons per room		Occupied by non-white	Number reporting	Average monthly rent (dollars)	Number reporting	Average value (dollars)
											Number reporting	1.51 or more					
96	1	22	13	9					22	22			9	4 5222	8	12 625	
	7	20	12	7		1		1	19	19	2		7	4 7855	5	8 400	
	9	11	7	4					11	11			4	5 2000	5	10 500	
	10	34	19	15					34	34			14	4 3228	10	10 700	
	12	25	14	10		1			24	23			10	3 9900	9	10 333	
	13	14	9	5			2	2	14	14	1		5	4 2800	6	9 583	
	14	7	3	4					7	7			4	3 7500	2		
	15	21	17	4				1	21	21			4	5 2000	14	10 285	
	16	14	10	4					14	14	1		4	4 2500	7	10 142	
	17	18	11	7			1		18	18			4	5 114	7	14 214	
	18	10	8	2				2	10	10			2	3	6	10 166	
	19	7	4	3					7	7			1	49 66	1		
	20	33	21	11		1		1	33	32			10	43 400	9	10 000	
	21	20	10	9					20	18			9	5 588	5	12 400	
	22	8	3	5					8	8			5	4 4200	1		
	23	20	14	5		1			20	19			5	4 9000	1	14 187	
	24	19	11	7		1		2	18	17		2	6	4 533	7	10 142	
	25	2	1						2	2			1		8	10 750	
	26	2	1						2	2			1		5	10 400	
	27	6	5	1					6	6			1		5	10 400	
	28	25	14	11					25	25			11	4 390	13	9 530	
	29	2	2						2	2			2		1		
	30	3	1	2				1	3	3			2		5	9 100	
	31	7	6	1					7	7			1		5	9 100	
	34	7	7	2				1	8	8			1		6	7 250	
	36	9	3	3				1	9	9		1	1		3	8 333	
	37	3	3						3	3					3	9 800	
	38	13	9	4					13	13			4	5 750	5	9 800	
	39	34	16	17		1			33	33			17	5 058	8	14 625	
	40	29	12	17					29	29			17	5 005	7	13 571	
	41	22	9	13					22	22		2	13	3 961	5	12 500	
	42	26	14	12					26	26	1		12	4 716	7	12 428	
	97	2	3	2	1				3	3				1		2	9 330
		3	44	28	12		1	3	41	40			11	46 36	13	8 184	
		4	15	13	2				13	15			2		14	10 964	
		5	18	14	4				18	18			4	72 00	7	10 421	
		6	150	97	49		2	2	144	145	2		47	5 512	3	10 400	
		7	12	7	5				12	10			5	5 300	3	11 333	
		8	17	5	11		1		16	16	2		11	6 209	3	11 450	
		10	12	11	1				12	11	1	1		10	11 450		
		11	5	3	2				5	4			3	11 666			
		12	115	28	85		2		115	109		6	86	9 076	22	12 318	
13		27	21	6				27	27			5	5 060	21	13 309		
14		6	3			3		6	3			1		10	14 666		
15		12	11	1				12	11			1		20	15 270		
16		24	21	1		2		24	22			1		20	14 925		
17		39	29	10				39	39			10	5 800	23	12 673		
18		30	29	1				30	30			1		25	13 732		
19		10	8	2				10	9			2		6	19 166		
99		1	3	3				3	3		3	3	3	36 00			
	2	356	13	340		1	2	343	353	11 5	50 3	340	38 97				
	3	115	51	61		1		114	112			57	41 31	23	7 473		
	4	105	57	43		2	5	100	100		3	42	4 519	31	10 112		
	5	119	70	49				119	119		1	48	5 477	51	11 382		
105	1	29	17	12				29	29			1	12	6 558	10	13 350	
	2	22	9	11				22	20			1	5	5 990	8	17 250	
	3	24	19	5				24	23			3	5 120	18	12 166		
	4	17	1	16				17	17			3	15	5 033			
	5	86	39	45				84	84		3	42	3 883	19	8 426		
	6	68	42	26		2		68	68			1	25	4 396	26	11 961	
	7	54	45	9				54	54			8	5 287	39	9 807		
	8	44	24	19		1		44	43		2	18	3 838	14	7 035		
	9	32	20	12				32	32			12	5 750	15	12 133		
	10	18	14	4				18	18			4	5 625	11	12 727		
	11	8	7			1		8	7			6		8	14 875		
	12	17	10	7				17	17			2	5 166	6	13 666		
	13	7	5	2				7	7			5		7	15 357		
	14	18	13	5				18	18			5	7 000	7	15 357		
	15	16	14	1		1		16	15			1		12	16 833		
107	1	31	9	22				31	29		2	21	3 004	2			
	2	22	4	17		1		22	21		1	16	3 893	2			
	3	20	5	15				19	20		10	9	3 173	1			
	4	74	24	50				71	72		3	15	3 677	48	7 200		

¹For renter - occupied dwelling units and vacant nonseasonal not dilapidated units, for rent.
²For owner - occupied dwelling units and vacant nonseasonal not dilapidated units, for sale only.

Table 3.—CHARACTERISTICS OF HOUSING FOR CENSUS TRACTS, BY BLOCKS: 1950—Con.

Census tract	Block	All dwelling units by occupancy and tenure					All dwelling units by condition and plumbing facilities			Occupied dwelling units			Contract monthly rent ¹		Value ² of one-dwelling-unit structures	
		Total	Owner occupied	Renter occupied	Vacant non-seasonal not dilap., for rent or sale	Other vacant and non-resident	Number reporting	No private bath or dilap.	No running water or dilap.	Total	Persons per room		Number reporting	Average monthly rent (dollars)	Number reporting	Average value (dollars)
											Number reporting	1.51 or more				
107	5	43	13	28		2	43		41	41		27	38.66	2		
	6	70	33	37			70	8	70	70	2	37	38.81	18	10,388	
	7	58	28	30			58		58	58		27	52.51	13	11,446	
	8	48	30	17	1		48		47	47		18	54.00	20	12,075	
	9	16	11	4	1		16		15	15		4	62.25	8	13,750	
	10	34	33	1			34	1	34	34	1	11	55.54	7	13,928	
	11	41	13	28			41	5	41	41	2	28	32.53	6	10,166	
	12	26	12	13		1	25	4	25	25		12	28.16	4	8,000	
	13	54	25	27	1	1	54	4	52	52	1	28	39.67	5	6,700	
	109	1	66	46	20			65	1	66	66	1	20	52.35	32	14,268
		2	57	43	13		1	55		56	55		13	68.23	33	13,345
		3	44	23	21			44	2	44	44		21	51.42	7	11,428
		4	61	35	26			61	2	61	61	1	26	44.07	18	9,461
5		58	28	30			58	4	58	58		28	40.21	9	8,666	
6		64	36	27		1	64	3	63	63		27	39.18	21	9,452	
7		36	19	17			36	4	36	36	1	16	38.50	9	8,277	
8		18	15	3			18		18	18		3	39.33	12	11,416	
9		14	12	1		1	13		13	13		1		11	13,318	
10		18	15	3			18	1	18	18		2		11	11,681	
11		16	7	9			16		16	16		8	49.37	2		
12		23	18	4		1	23	3	22	22	1	4	46.25	15	11,633	
112		3	29	8	9		12	21	2	17	16	1	8	38.12	8	5,000
	4	6	2	2		2	4	2	4	4		2				
	7	6	3	3			6		6	6		3	30.66	1		
	8	6	4	2			6		6	6		2		2		
	9	12	12				12		12	12				12	10,833	
	10	7	6	1			7		7	7		1		5	6,100	
	16	19	5	1		13	7	5	6	6		1		3	5,000	
	25	3	3				3		3	3				3	7,666	
	26	1					1									
	32	8				8										
	34	70		1	1	69	2		2	2		1				
	35	13	1	1	11	2	1		2	2		1			1	
	36	14	1	1	10	4	3	1	4	4	1	2			1	
	37	17	8	3	6	6	1		11	11	1	2			7	
	38	15	7	2	6	6	1		9	9		2			7	
	39	12	4	2	6	6	1		6	6		1			3	
	40	1														
	42	2														
	43	2														
	62	6	4	2			6	1	6	6		2			4	
	71	8	4		4	4	4		4	4					4	
	73	3			2	2	1		1	1					1	
	75	3			3	3			2	2					1	
	76	5	2		3	2			2	2					2	
	77	5	2		3	2			2	2					1	
	78	47	22	4	41	46	43		6	5		3	25.00	1		
	79	16	1	2	13	3	2	1	3	3		2			1	
	81	32	9	5	18	13	3		14	13	1	4	28.75	8	4,137	
	84	17	6	2	9	8	1		8	8	2	2		6	4,083	
	85	10	4	1	5	5	2		5	5		1		4	3,500	
	86	34	18	6	10	24	3		24	24		5	22.40	15	3,806	
	95	5	2	2	4	4			5	4		1		3	5,000	
98	3	1	1	3	3	1		3	3					2		
99	4	1	1	4	4			4	4		3	41.66	1			
100	7	3	3	6	6			6	6		3	48.66	2			
101	36	20	8	8	28	2		28	28	2	6	30.83	18	4,555		
102	1															
107	21	7	1	13	8			8	8					6		
110	21	5	3	13	7	3		8	7		2			4		
111	15	6	3	6	9	2		9	9	2	3	30.00	6	3,500		
112	13	4		9	5	3		4	4					4		
113	7	1	1	4	3			3	3		1			2		
114	8	4		4	8	3		4	4	1				4		
115	20	5	1	14	16	8		5	6		1			5		
116	14	3	3	8	14	8		6	6		3			2		
117	15	1	3	11	15	13		4	4		3	40.00	1			
118	31	2	3	26	31	29		5	5		3	24.66	1			
119	20	4	1	15	20	15		10	10		3	43.33	2			
120	3	2	2	3	3	2		3	3		2			2		
121	26	5	2	19	26	22		10	7		1			3		
123	7	2	2	3	7	4		4	4		2			1		
124	35	4	2	31	33	24		4	4		2			4		
125	27	2	2	25	27	23		2	2					2		
126	16	2		14	14	11		2	2					1		
127	14	3	7	4	13	2		10	10		6	35.33				
128	36	6	8	23	35	21		13	13	1	1		5	4,000		
129	26	5	5	15	25	18		11	11		5	32.80	5	4,160		
130	17	1	7	9	17	12		8	8		7	26.57				
131	39	5	5	29	38	30		10	10	1	5	30.00	3	3,100		
132	37	14	3	20	36	23		17	17	1	3	41.66	11	3,636		
133	26	11	10	5	26	10		21	21	2	10	24.50	7	5,300		

¹For renter - occupied dwelling units and vacant nonseasonal not dilapidated units, for rent.
²For owner - occupied dwelling units and vacant nonseasonal not dilapidated units, for sale only.

Table 3.—CHARACTERISTICS OF HOUSING FOR CENSUS TRACTS, BY BLOCKS: 1950—Con.

Census tract	Block	All dwelling units by occupancy and tenure					All dwelling units by condition and plumbing facilities			Occupied dwelling units			Contract monthly rent ¹		Value ² of one-dwelling-unit structures		
		Total	Owner occupied	Renter occupied	Vacant non-seasonal not dilap., for rent or sale	Other vacant and non-resident	Number reporting	No private bath or dilap.	No running water or dilap.	Total	Persons per room		Occupied by non-white	Number reporting	Average monthly rent (dollars).	Number reporting	Average value (dollars)
											Number reporting	1.51 or more					
112	134	45	11	15		19	45	27	1	26	26		15	23.80	5	4,800	
	135	33	11	12	1	9	33	16		23	23		11	27.37	8	3,475	
	136	12	5	5		2	12	2		10	10		5	36.40	4	6,250	
	140	6	1	4		1	5			5	5		3	50.00			
	142	10	5	2		3	10	5		7	7		1		4	4,575	
	144	15	7	8			15	1	1	15	15		8	21.37	7	5,500	
	145	16	4	8		4	16	3		12	12		7	42.71	4	5,325	
	146	23	7	5		11	23	10		12	12		5	42.60	6	5,733	
	147	24	8	3		13	24	17		11	11	2	2		5	5,800	
	148	14	3	5		6	14	6		8	8		5	26.40	2		
	149	27	3	6		19	27	18	3	8	8		5	33.20			
	150	24	3	9		12	24	13		12	12	1	7	46.85	1		
	151	15	2	7		6	15	3		9	9		7	38.00	1		
	152	23	1	3		19	23	20		4	4		3	24.66			
	153	2					2										
114	1	18	12	6			18	1	1	18	18	1	6	52.83	9	10,277	
	7	1					1			1	1						
	8	1					1			1	1						
	22	5	3	2			5			5	5		2		2		
	23	5	5				5			5	5		5		5	10,100	
	24	1					1			1	1						
	25	8	8				8			8	8				7	9,071	
	26	16	14	2			16			16	16		2		12	8,783	
	27	4	4				4			4	4				4	7,250	
	28	14	12	1		1	14			13	13		1		11	8,227	
	29	5	5				5	1	1	5	5				5	9,200	
	30	9	6	3			9			9	9	1	3	49.33	4	10,850	
	31	3	2	1			3			3	3		1		1		
	33	27	21	6			27			27	27		6	51.50	18	9,694	
	34	9	8	1			9			9	9		1		7	8,071	
	35	12	10	2			12			12	12		2		9	9,322	
	36	26	17	8	1		26			25	25		8	37.50	12	9,508	
	37	12	8	4			12	2		12	12		4	42.25	6	9,250	
	38	14	4	10			14			14	14	1	10	38.70	3	7,500	
	39	3	2	1			3			3	3		1		1		
	40	17	10	7			17	3		17	17		7	40.28	6	9,416	
	41	11	10			1	11			10	10				9	10,666	
	42	14	10	4			14			14	14		4	32.00	8	8,312	
	43	39	20	17	1	1	39	1		37	37		16	42.37	10	8,350	
	44	45	13	31	1	1	45	3	1	44	44	1	30	46.16	9	8,111	
45	17	16	1			17			17	17		1		15	8,200		
46	11	8	3			11			11	11		3	40.00	8	7,125		
47	7	4	3			7	6		7	7		3	55.00	1			
50	16	8	8			16			16	16		8	42.00	3	6,666		
51	21	9	10	1	1	21	5		19	19		7	40.71	5	7,500		
52	19	9	9	1		19	1		18	18	1	8	39.00	4	8,625		
53	12	6	6			12	3	1	12	12		4	26.25	4	7,250		
115	1	7	6	1		7			7	7		1		5	12,600		
	2	16	15	1		16			16	16		1		15	13,866		
	3	11	11	16	1		28		2	27	27	17	54.05	9	12,444		
	4	15	12	3			15			15	15	2		10	13,550		
	5	7	5	2			7			7	7			4	13,750		
	6	17	16	1			17			17	17		16	17,312			
	7	23	14	9			23			23	23	1	57.25	12	14,500		
	9	23	18	5			23			23	23		5	52.40	16	11,225	
	10	21	18	2		1	21			20	20	1	2		14	13,571	
	11	27	20	7			27			27	27		7	64.57	19	13,394	
	12	19	16	3			19			19	19		3	80.00	16	14,187	
	13	17	16	1			17			17	17		1		14	14,250	
	14	24	23			1	24			23	23				22	15,181	
	15	23	22	1			23			23	23		1		21	16,380	
	16	22	19	2	1		22		2	21	21		3	53.33	15	11,733	
	17	25	23	2			25			25	25		2		22	12,477	
	18	23	15	4	4		23		2	19	19		4	44.50	12	14,083	
	19	18	18				18			18	18				18	11,222	
	20	11	9	2			11			11	11		2		9	19,000	
	21	12	11	1			12			12	12	1	1		9	17,388	
22	2					2			2	2							
23	13	12	1			13			13	13		1		11	14,636		
24	20	18	1	1		19			19	19		2		17	15,411		
25	7	7				7			7	7				7	22,571		
26	6	6				6			6	6				6	22,166		
27	5	5				5			5	5				5	19,700		
28	6	6				6			6	6				6	23,750		
29	17	17				17			17	17				16	11,562		
30	26	23	3			26			26	26		3	71.00	22	12,477		
116	1	12	12			12			12	12				12	9,141		
	2	15	13			15		1	15	15			12	9,566			
	3	5	4			5			5	5		1		4	10,375		
	4	3	2			3			3	3		1		1			

¹For renter - occupied dwelling units and vacant nonseasonal not dilapidated units, for rent.
²For owner - occupied dwelling units and vacant nonseasonal not dilapidated units, for sale only.

HOUSING—BLOCK STATISTICS

Table 3.—CHARACTERISTICS OF HOUSING FOR CENSUS TRACTS, BY BLOCKS, 1950—Con.

Census tract	Block	All dwelling units by occupancy and tenure					All dwelling units by condition and plumbing facilities			Occupied dwelling units			Contract monthly rent ¹		Value ² of one-dwelling-unit structures			
		Total	Owner occupied	Renter occupied	Vacant non-seasonal not dilap., for rent or sale	Other vacant and non-resident	Number reporting	No private bath or dilap.	No running water or dilap.	Total	Persons per room		Number reporting	Average monthly rent (dollars)	Number reporting	Average value (dollars)		
											Number reporting	1.51 or more					Occupied by non-white	
116	5	116		96	19	1	116			96	96		7	95	6998			
	8	16	11	4	1		16			15	15			4	2800	9	8111	
	9	19	11	8			19	4	1	19	19			7	3157	8	9062	
	10	28	12	12	2	2	28			24	24			12	4641	7	7214	
	11	20	13	12	1		20			19	19			12	3483	7	9857	
	12	14	10	3		1	14		1	13	13			1	3486	10	10800	
	13	9	8	1			9			9	9			1		6	9750	
	14	9	8			1	9		1	8	8			1		7	10071	
	15	18	13	5			18	1		18	18			5	4600	8	9375	
	16	8	6	2			8			8	8			2		5	10600	
	121	1	20	13	7			20			20	20			7	4928	12	10333
		2	24	17	7			24			24	24			7	5428	11	12818
		3	30	22	2			30			30	30			28		28	11125
		4	35	31	1		1	35			34	34			29	5666	29	11293
		5	33	17	5		1	33			22	22	1		14	4660	14	12392
		6	14	12	2			14			14	14			10		10	10150
7		26	22	2		1	26			25	25			18	6666	18	12722	
8		29	22	3			29			29	29		1	24	7666	24	12604	
9		22	20	1			22			21	21			19		19	14684	
10		29	28	1			29			29	29			26		26	12542	
11		1	1				1			1	1			2		2	12000	
12		23	11	2			23			25	25			3	5000	17	15000	
13		3	3				3			3	3			3		3	13000	
14		4	4				4		1	4	4			1		2	2	15000
15		6	6				6			6	6			3		3	11333	
16		3	3				3		1	3	3			2		2	7666	
122	1	35	23	12			34			35	35			11	5081	19	9289	
	2	19	10	8		1	18			18	18			5	5875	5	13000	
	3	26	12	1			26			25	25			13	6969	11	13090	
	4	28	11	1		1	28			27	27		1	15	5833	8	13375	
	5	14	11	4			14			14	14			10		10	13800	
	6	18	14	4			18			18	18			13	6025	13	13692	
	7	15	11	2			15			15	15			9		9	11888	
	8	14	11	4			14			14	14			13		13	12384	
	9	11	11	4			11			11	11			6	4875	6	14000	
	10	12	9	3			12			12	12			3	5566	8	13750	
	11	7	6			1	6			6	6			6		6	13500	
	12	16	9	7			16			16	16		1	6	5083	6	13333	
	13	30	13	16		1	30			29	29			16	5506	9	12555	
	14	9	8	1			9			9	9			1		6	13333	
	15	23	19	4			23		2	23	23			4	4450	14	12321	
	16	17	6	11			17		2	17	17		2	11	5863	5	13300	
	17	9	4	5			9		1	9	9			5	5800	2	2	
	18	5	5				5			5	5			5		5	12300	
	19	15	13	2			15			15	15			2		12	14375	
	20	4	3	1			4			4	4			1		3	19000	
	21	11	6	5			10			11	11			5	5680	5	12200	
	22	10	8	2			10			10	10			2		5	12600	
	23	2					2			2	2							
	24	27	14	13			27		2	27	27			13	4907	6	11666	
	25	21	15	6			21			21	21			6	6000	12	13625	
	26	29	24	5			29			29	29			5	5000	18	12638	
	27	16	13	3			16			16	16			3	5833	10	12000	
	28	22	17	5			22			22	22			5	4400	13	13153	
	29	27	19	7		1	27			26	26			8	5287	10	11500	
	30	23	15	8			23			23	23			8	4612	11	11045	
	31	16	13	3			16			16	16			3	4866	13	11384	
	32	11	15			1	15			14	14			2	12875	12	12875	
	33	22	11	11			22			21	21			11	4072	10	12800	
	34	20	10	10			20			20	19		1	10	4320	6	11083	
	35	13	8	5			13			13	13			5	4660	8	11000	
	36	17	14	2		1	17			16	16			2		13	12923	
37	16	12	4			16			16	16			4	5550	11	11863		
38	23	17	6			23			23	23			6	4800	16	11875		
39	17	11	6			17			17	17			6	4666	6	13833		
40	14	12	2			14			14	14			2		8	13125		
41	19	13	6			19			19	19			6	5783	8	12187		
42	28	25	3			28			28	28			3	6166	21	12914		
43	25	24	1			25			25	25			1		24	14458		
44	18	17	1			18			18	18			1		15	12866		
45	11	10	1			11			11	11			1		9	14222		
46	3	2				3			3	3			1		1	1		
47	14	11	3			14			14	14			3	5166	8	13125		
48	11	8	3			11			11	11			3	5000	5	12000		
49	6	6				6			6	6			6		6	14750		
51	22	18	4			21			22	21			4	5775	15	15200		
52	16	8	8			16			16	16			7	4428	6	13166		
53	1					1			1	1								
54	50	37	11		1	49			48	48			11	4436	34	12382		
55	9	6	3			9			9	9			3	3333	6	11333		
56	14	10	4			14		1	14	14			4	3625	9	10111		

¹For renter - occupied dwelling units and vacant nonseasonal not dilapidated units, for rent.
²For owner - occupied dwelling units and vacant nonseasonal not dilapidated units, for sale only.

Table 3.—CHARACTERISTICS OF HOUSING FOR CENSUS TRACTS, BY BLOCKS: 1950—Con.

Census tract	Block	All dwelling units by occupancy and tenure					All dwelling units by condition and plumbing facilities			Occupied dwelling units			Contract monthly rent ¹		Value ² of one-dwelling-unit structures	
		Total	Owner occupied	Renter occupied	Vacant non-seasonal not dilap., for rent or sale	Other vacant and non-resident	Number reporting	No private bath or dilap.	No running water or dilap.	Total	Persons per room Number reporting 1.51 or more	Occupied by non-white	Number reporting	Average monthly rent (dollars)	Number reporting	Average value (dollars)
124	1	16	14	2		16			16	16		2		14	9,142	
	2	10	7	3		10			10	10		3	52.33	6	10,166	
	3	8	6	2		8			8	8		2		6	12,650	
	4	3	1	2		3			3	3		2				
	5	7	5	2		7			7	7		1		5	7,700	
	9	7	7			7			7	7		1		7	8,714	
	10	29	28	1	1	28	1	1	28	27		28	85.10	10	8,200	
	11	12	10	2		12			11	11		1		4	11,725	
	12	6	2	2	2	6			4	4		2		4	11,725	
	13	5	5			5			5	5				5	6,400	
	14	1				1			1	1						
	15	7	5	2		7			7	7		2		3	7,166	
	16	23	17	6		23	2		23	22		6	53.83	13	8,692	
	17	8	6	2		8			8	8		2		5	10,900	
	18	7	7			7			7	7		6		6	8,166	
	19	15	10	5		15	1		12	12		2		8	6,687	
	20	14	14			14	1	1	14	14		14		14	9,321	
	21	6	5	1		6			6	6		1		5	13,200	
	22	14	13	1		14			14	14		1		12	9,708	
	23	20	14	3		20			17	17		3	58.66	13	8,346	
	24	6	5	1	1	6			5	5		6		6	9,833	
	25	7	5	2		7		1	5	5		4		4	6,000	
	26	28	18	4		28	1	1	22	21		3	33.33	17	7,176	
	27	10	5	5		10			10	10		5	40.40	2		
	28	26	13	11		26	1	1	24	23		10	28.50	10	7,150	
	29	16	6	6		16			11	11		4	30.75	3	5,666	
	30	16	8	4		16			12	12	1	4	44.25	7	6,000	
	31	18	12	4		17			14	14		2		10	6,900	
	32	14	5	8		14			13	13		7	33.14	4	6,750	
	33	13	6	2		13			12	12		6	36.33	2		
	34	9	4	3		9			6	6		2		4	7,500	
	35	10	6	2		10			8	7	1	2		2	7,750	
	36	9	3	3		9		1	5	5		2		2		
	37	5	1	1		5			3	3		1		1		
	38	8	8			8			3	3		2		2		
	39	3				3			1	1				1		
	40	3				3			2	2						
	41	100				100			100	100						
	42															
125	1	63	34	28		62	2	2	62	61	1	2	40.25	19	9,815	
	2	58	33	25		54			58	58		25	47.60	19	10,447	
	3	36	24	12		32			36	36		12	44.58	12	12,666	
	4	52	28	23	1	49			51	50	1	23	54.21	18	9,944	
	5	4	1	3		4			4	4		3	45.00	1		
	6	21	6	15		21			21	21	1	15	44.00	3	13,333	
	7	22	15	7		22			22	22		7	39.28	12	11,208	
	8	4	4			4			4	4		2		2		
	9	20	19	1		20	1	1	20	20		1		18	12,055	
	10	65	46	19		65	2		65	64		19	51.68	35	12,442	
	11	26	21	5		26			26	26	1	5	66.60	15	14,333	
	12	30	14	16		30	2		30	30		16	56.00	10	10,250	
	13	5	5			5			5	5				5	28,800	
	14	5	5			5			5	5				5	21,200	
	15	6	6			6			6	6				6	18,500	
	16	13	9	4		13			13	13		4	61.50	6	18,166	
	17	1				1			1	1						
	18	18	14	4		18	2		18	18		3	62.33	12	13,791	
128	5	3	1	2		3			3	3		1				
	20	11				11			11	11						
	24	32	12	13		32	7	1	25	25		11	40.18	6	13,333	
	25	3	1	2		3			3	3		1				
	26	11	6	4		11	1	2	10	10	1	4	35.00	1	12,666	
	27	9	1	1		9			9	9		1		1		
	28	9	3	2		9	4		9	9		2		1	9,333	
	29	8	4	1		8			8	8		1		1	8,125	
	30	30	13	4		30	5	3	17	17		4	47.50	12		
	32	7				7			7	7				2		
	33	3	1	2		3			3	3				1		
	34	27	9	12		27	6	2	21	21		10	38.60	5	7,666	
	35	2				2			2	2		4	38.75		6,700	
	36	6				6			6	6		4				
	37	27	11	9		27	6		20	20		8	39.00	7	10,571	
	38	63	28	22		61	13		50	50		21	37.47	20	8,275	
	42	22	10	1		22	4		18	18	2	10	32.90	5	12,500	
	43	13	5	7		13			13	13		1		3	10,166	
	44	16	1	1		16			16	16		6	48.33	3		
	45	9	2			9			9	9		2			6,333	
	46	14	4	7		14			11	11		6	107.33	1		
	47	15	5	6		14			15	15		6	51.66	3	8,500	
	48	29	4	5		29	20		9	9		4	46.00	3	4,500	
	49	26	7	9	1	26	8		15	15		6	31.00	3	6,500	
	50	51	11	27		51	13		38	38		26	42.61	6	10,083	
	53	45	12	8		45	25		20	20		7	34.57	7	10,285	
	54	27	9	12		27	6		21	21		11	30.63	7	6,000	

¹For renter - occupied dwelling units and vacant nonseasonal not dilapidated units, for rent.
²For owner - occupied dwelling units and vacant nonseasonal not dilapidated units, for sale only.

HOUSING—BLOCK STATISTICS

Table 3.—CHARACTERISTICS OF HOUSING FOR CENSUS TRACTS, BY BLOCKS: 1950—Con.

Census tract	Block	All dwelling units by occupancy and tenure					All dwelling units by condition and plumbing facilities			Occupied dwelling units			Contract monthly rent ¹		Value ² of one-dwelling-unit structures		
		Total	Owner occupied	Renter occupied	Vacant non-seasonal not dilap. for rent or sale	Other vacant and non-resident	Number reporting	No private bath or dilap.	No running water or dilap.	Total	Persons per room		Occupied by non-white	Number reporting	Average monthly rent (dollars)	Number reporting	Average value (dollars)
											Number reporting	1.51 or more					
128	55	35	14	12		9	32	10	5	26	25		10	34.60	10	8,400	
	56	37	10	14		13	32	5	3	24	24	1	14	39.50	9	5,111	
	57	3	2	1			3	1		3	3		1		2		
	58	20	7	5		8	19	10	3	12	11	1	4	33.75	6	5,750	
	59	36	11	10		15	32	11	1	21	21		10	39.50	7	5,142	
	60	33	12	5		16	31	13	3	17	17	1	5	39.00	10	6,150	
61	29	6	6		17	29	12	1	12	12		6	35.83	6	6,666		
129	1	80	37	40	2	1	80	6	1	77	77	1	39	37.61	13	9,153	
	2	62	23	39			62	6	2	62	62	2	38	40.26	9	8,777	
	3	63	36	27			62	3	1	63	63	2	27	38.14	25	9,080	
	4	64	35	29			63	4	1	64	64	4	29	37.93	27	8,500	
	5	71	37	34			70	15	8	71	71	4	34	38.17	23	7,186	
130	1	171	3	33	135		171			36	36		161	94.69	2		
	2	21					21			7	7		1		6	10,916	
	3	17	6	1			7			2	2		1		1		
	4	7					3			3	3		3		3	15000	
	5	3	1	1			3			3	3		1		9	8,777	
	6	11	10	1			11			11	11		1				
	7	2					2			4	4				1		
	8	2	4	3	1		4			6	6		2		4	12,875	
	9	6	4	2			6			6	6		2		3	14,000	
131	1	6		6			6			6	6		6	36.66			
	2	42	11	23			42			42	42	2	31	38.16	15	6,733	
	3	45	21	23	1		45	5	5	44	44	1	22	38.31	10	7,900	
	4	45	15	30	2		43	6	3	45	45	1	27	31.33	11	9,045	
	5	33	15	18			33			31	31	2	15	33.20	10	8,058	
	6	46	22	24			46	3	1	45	45	1	18	42.33	12	8,658	
	7	49	21	28			49	2	2	48	48		22	37.22	15	7,844	
	8	39	15	21	1	2	38	11	7	36	34	2	22	46.04	9	7,844	
	9	25	13	12			25	1		25	25		15	35.40	11	9,510	
	10	39	23	16			35	4		39	39		15	40.20	15	10,466	
132	1	20	15	5		2	20			20	20		4	46.25	9	9,777	
	2	46	17	27	2		44			44	44		28	38.82	5	10,300	
	3	44	22	22			44			44	44		2		2		
	4	23	17	6			21			23	23		17	44.47	2		
	5	31	10	19	2		27			29	29	2	19	38.31	2		
	6	1					1			1	1		5	44.40	5	8,600	
	7	26	15	10		1	25	3		25	24		11	55.00	9	9,466	
133	1	11					11			11	11		5	44.40	5	8,600	
	2	11					11			11	11		11	55.00	9	9,466	
	3	11					11			11	11		2		6	12,666	
	4	11					11			11	11		1		3	8,500	
	5	11					11			11	11	1	1		2		
	6	11					11			11	11		1		7	9,928	
	7	11					11			11	11		1		1		
	8	11					11			11	11		7	13.88	7	13,285	
	9	11					11			11	11		7	13.57	5	12,400	
	10	11					11			11	11		5		5	12,400	
	11	11					11			11	11		1		1		
	12	11					11			11	11		1		3	8,666	
	13	11					11			11	11		3		3	8,166	
134	1	15					15			13	12		3	66.66	8	7,812	
	2	11				1	11			11	11		1		1	9,000	
	3	11					11			11	11		1		5		
	4	11					11			11	11		1		5	10,900	
	5	11					11			11	11		3		1		
	6	11					11			11	11		3	47.66	1		

¹For renter - occupied dwelling units and vacant nonseasonal not dilapidated units, for rent.
²For owner - occupied dwelling units and vacant nonseasonal not dilapidated units, for sale only.

Table 3.-CHARACTERISTICS OF HOUSING FOR CENSUS TRACTS, BY BLOCKS: 1950-Con.

Census tract	Block	All dwelling units by occupancy and tenure					All dwelling units by condition and plumbing facilities			Occupied dwelling units			Contract monthly rent ¹		Value ² of one-dwelling-unit structures		
		Total	Owner occupied	Renter occupied	Vacant non-seasonal not dilap., for rent or sale	Other vacant and non-resident	Number reporting	No private bath or dilap.	No running water or dilap.	Total	Persons per room		Number reporting	Average monthly rent (dollars)	Number reporting	Average value (dollars)	
											Number reporting	1.51 or more					Occupied by non-white
132	68	1							3	3							
	69	3	3													1	
	78	1															
	79	1															
	80	3	3						3	3						3	13,333
	82	7	6			1			6	6						6	15,166
	83	12	9	3					12	12			3	49.33	6	6	15,000
	84	4	4						4	4					4	4	12,750
	85	18	16	2					18	18			2		14	14	13,000
	86	12	11	1					12	12			1		11	11	17,181
	87	30	16	14					29	30	1		14	51.28	12	12	13,750
	88	14	10	4					14	14			4	40.00	6	6	11,666
	90	8	8						8	8					7	7	12,314
	93	38	19	18		1			38	37			16	45.06	17	17	12,529
	94	2	2						2	2							
	95	4	2		1	1			4	2					2	2	
	96	12	6	6					12	12	1		5	35.00	3	3	14,333
	97	15	7	6	2				15	13			6	55.63	6	6	9,750
	98	10	8	2					10	8					6	6	16,833
	100	2							2								
	101	7	5		2				7	5	1		1		5	5	13,300
	102	1							1								
	103	1							1								
	104	13	13						13	13					10	10	14,600
	106	16	10	4	2				16	14			4	51.75	10	10	13,700
	107	4	4						4	4					4	4	15,000
	108	12	7	3	1	1			12	10			4	48.75	5	5	13,800
	109	11	11						11	11					9	9	13,777
	110	5	5						5	5					3	3	5,666
	111	32	22	9		1			31	31			8	39.62	12	12	11,333
	112	25	14	10		1			24	24	1		10	38.30	9	9	8,666
	113	19	10	3					19	19			9	50.00	5	5	12,000
	114	10	7	3					10	10	1		3	48.33	5	5	8,400
	115	10	7	3		1			10	9			2		2	2	
	117	5	3	2					5	5			2		2	2	12,666
	118	14	11	3					14	14			3	48.33	10	10	12,250
	119	2	2						2	2							
	120	1	1						1	1							
	121	6	3	3					6	3			2		3	3	15,333
	122	3	2	1					3	3			1		2	2	
	127	1	1						1	1							
	131	3	2	1					3	3			1				
	133	1	1						1	1							
	134	4	4						4	4			1				14,000
	135	3	3						3	3			1				
	136	2	2						2	2			1				
	137	4	4						4	4			2				
	138	1	1						1	1							
	144	1	1						1	1							
	154	2	2						2	2							
	155	4	4						4	4					4	4	15,000
	156	4	4			1			4	4					4	4	11,750
	157	7	7						7	7					7	7	13,071
	158	7	7						7	7					7	7	9,785
159	7	7						7	7			1		7	7	9,300	
160	7	7			1			7	7			1		7	7	14,285	
161	7	7						7	7					4	4	10,325	
162	4	4						4	4			2					
163	1	1						1	1								
164	2	2						2	2								
166	5	5						5	5					5	5	11,060	
168	8	8						8	8					8	8	10,875	
169	8	6	1					8	7			1		5	5	11,200	
170	3	2	1					3	3			1		1	1		
171	1	1						1	1								
172	6	5	1					6	6			1		5	5	8,700	
173	5	4	1					5	5			1		4	4	9,500	
175	5	5						5	5					5	5	13,400	
176	3	3						3	3					3	3	13,666	
178	1	1						1	1								
180	1	1						1	1								
181	5	4	1					5	5			1		3	3	11,666	
182	3	3						3	3					3	3	12,666	
184	2	2						2	2								
186	2	2						2	2								
133	1	12	4	8				12	12		1	9	281.4	2	2		
	2	2						2	2			9	32.71	1	1		
	3	2						2	2			8	31.09	4	4	4,875	
	4	2						2	2			2	32.38				
	5	3						3	3			20	32.60				
	6	2						2	2			1	27.33				
	7	1						1	1			1	32.16	1	1	5,850	
	8	2			1	1			2	2			1	33.87	1	1	6,069
	9	50	31	19					50	48			38	34.71	28	28	9,446

¹For renter-occupied dwelling units and vacant nonseasonal not dilapidated units, for rent.
²For owner-occupied dwelling units and vacant nonseasonal not dilapidated units, for sale only.

HOUSING—BLOCK STATISTICS

Table 3.—CHARACTERISTICS OF HOUSING FOR CENSUS TRACTS, BY BLOCKS: 1950—Con.

Census tract	Block	All dwelling units by occupancy and tenure					All dwelling units by condition and plumbing facilities			Occupied dwelling units			Contract monthly rent ¹		Value ² of one-dwelling-unit structures	
		Total	Owner occupied	Renter occupied	Vacant non-seasonal not dilap., for rent or sale	Other vacant and non-resident	Number reporting	No private bath or dilap.	No running water or dilap.	Total	Persons per room		Number reporting	Average monthly rent (dollars)	Number reporting	Average value (dollars)
											Number reporting	1.51 or more				
133	10	21	6	15					21	21		15	48.73	1		
134	1	4	2	2		4			4	4		2		2		
	3	6	3	3		6			6	6		3		3		
	4	6	3	3		6			6	6		3		3		
	5	9	1	8		9	1		9	9		1	67.18	1	211.11	
	6	9	1	8		9			9	9		1	58.00	1	173.00	
	7	9	4	5		9			9	9		5	64.60	2	46.00	
	8	9	3	6		9			9	9		4	54.79	4	18.25	
	9	10	5	5	1	10		1	10	10	1	4	65.4	5	12.62	
	10	17	1	16		17			17	17		1	11	56.54	1	12.62
	11	24	13	11		24			24	24		9	3	66.6	7	120.71
	12	21	1	20		21	1	1	21	21		1	13	43.89	1	14.70
	13	12		12		12			12	12		2	1	62.50	1	14.70
	14	10		10		10			10	10		2	2	27	3	15.66
	15	10		10		10			10	10		2	2	7	3	11.00
	16	10		10		10			10	10		3	3	4	4	10.50
	17	10		10		10			10	10		5	5	7	5	13.57
	18	10		10		10			10	10		7	7	1	1	13.57
	19	10		10		10			10	10		7	7	1	1	13.57
	20	10		10		10			10	10		7	7	1	1	13.57
21	10		10		10			10	10		7	7	1	1	13.57	
22	10		10		10			10	10		7	7	1	1	13.57	
23	10		10		10			10	10		7	7	1	1	13.57	
24	10		10		10			10	10		7	7	1	1	13.57	
25	10		10		10			10	10		7	7	1	1	13.57	
26	10		10		10			10	10		7	7	1	1	13.57	
27	10		10		10			10	10		7	7	1	1	13.57	
28	10		10		10			10	10		7	7	1	1	13.57	
29	10		10		10			10	10		7	7	1	1	13.57	
30	10		10		10			10	10		7	7	1	1	13.57	
31	10		10		10			10	10		7	7	1	1	13.57	
32	10		10		10			10	10		7	7	1	1	13.57	
33	10		10		10			10	10		7	7	1	1	13.57	
34	10		10		10			10	10		7	7	1	1	13.57	
35	10		10		10			10	10		7	7	1	1	13.57	
36	10		10		10			10	10		7	7	1	1	13.57	
37	10		10		10			10	10		7	7	1	1	13.57	
38	10		10		10			10	10		7	7	1	1	13.57	
39	10		10		10			10	10		7	7	1	1	13.57	
40	10		10		10			10	10		7	7	1	1	13.57	
41	10		10		10			10	10		7	7	1	1	13.57	
42	10		10		10			10	10		7	7	1	1	13.57	
43	10		10		10			10	10		7	7	1	1	13.57	
44	10		10		10			10	10		7	7	1	1	13.57	
45	10		10		10			10	10		7	7	1	1	13.57	
46	10		10		10			10	10		7	7	1	1	13.57	
47	10		10		10			10	10		7	7	1	1	13.57	
48	10		10		10			10	10		7	7	1	1	13.57	
49	10		10		10			10	10		7	7	1	1	13.57	
50	10		10		10			10	10		7	7	1	1	13.57	
51	10		10		10			10	10		7	7	1	1	13.57	
52	10		10		10			10	10		7	7	1	1	13.57	
53	10		10		10			10	10		7	7	1	1	13.57	
54	10		10		10			10	10		7	7	1	1	13.57	
55	10		10		10			10	10		7	7	1	1	13.57	
56	10		10		10			10	10		7	7	1	1	13.57	
57	10		10		10			10	10		7	7	1	1	13.57	
58	10		10		10			10	10		7	7	1	1	13.57	
59	10		10		10			10	10		7	7	1	1	13.57	
60	10		10		10			10	10		7	7	1	1	13.57	
61	10		10		10			10	10		7	7	1	1	13.57	
135	1	48	10	35		48	11	4	45	45	1	11	32	25	59.00	
2	5	15	14	1		5	3		5	5		4	4	3	75	
3	3	10	8	2		3	2		3	3		1	1	3	30	
4	3	10	8	2		3	2		3	3		1	1	3	30	
5	3	10	8	2		3	2		3	3		1	1	3	30	
6	3	10	8	2		3	2		3	3		1	1	3	30	
7	3	10	8	2		3	2		3	3		1	1	3	30	
8	3	10	8	2		3	2		3	3		1	1	3	30	
9	3	10	8	2		3	2		3	3		1	1	3	30	
10	3	10	8	2		3	2		3	3		1	1	3	30	
11	3	10	8	2		3	2		3	3		1	1	3	30	
12	3	10	8	2		3	2		3	3		1	1	3	30	
13	3	10	8	2		3	2		3	3		1	1	3	30	
14	3	10	8	2		3	2		3	3		1	1	3	30	
15	3	10	8	2		3	2		3	3		1	1	3	30	
16	3	10	8	2		3	2		3	3		1	1	3	30	
17	3	10	8	2		3	2		3	3		1	1	3	30	
18	3	10	8	2		3	2		3	3		1	1	3	30	
19	3	10	8	2		3	2		3	3		1	1	3	30	
20	3	10	8	2		3	2		3	3		1	1	3	30	
21	3	10	8	2		3	2		3	3		1	1	3	30	
22	3	10	8	2		3	2		3	3		1	1	3	30	
23	3	10	8	2		3	2		3	3		1	1	3	30	
24	3	10	8	2		3	2		3	3		1	1	3	30	
25	3	10	8	2		3	2		3	3		1	1	3	30	
26	3	10	8	2		3	2		3	3		1	1	3	30	
27	3	10	8	2		3	2		3	3		1	1	3	30	
28	3	10	8	2		3	2		3	3		1	1	3	30	
29	3	10	8	2		3	2		3	3		1	1	3	30	
30	3	10	8	2		3	2		3	3		1	1	3	30	
31	3	10	8	2		3	2		3	3		1	1	3	30	
32	3	10	8	2		3	2		3	3		1	1	3	30	
33	3	10	8	2		3	2		3	3		1	1	3	30	
34	3	10	8	2		3	2		3	3		1	1	3	30	
35	3	10	8	2		3	2		3	3		1	1	3	30	
36	3	10	8	2		3	2		3	3		1	1	3	30	
37	3	10	8	2		3	2		3	3		1	1	3	30	
38	3	10	8	2		3	2		3	3		1	1	3	30	
39	3	10	8	2		3	2		3	3		1	1	3	30	
40	3	10	8	2		3	2		3	3		1	1	3	30	

Table 3.—CHARACTERISTICS OF HOUSING FOR CENSUS TRACTS, BY BLOCKS: 1950—Con.

Census tract	Block	All dwelling units by occupancy and tenure					All dwelling units by condition and plumbing facilities			Occupied dwelling units			Contract monthly rent ¹		Value ² of one-dwelling-unit structures	
		Total	Owner occupied	Renter occupied	Vacant non-seasonal not dilap., for rent or sale	Other vacant and non-resident	Number reporting	No private bath or dilap.	No running water or dilap.	Total	Persons per room		Number reporting	Average monthly rent (dollars)	Number reporting	Average value (dollars)
											Number reporting	1.51 or more				
138	43	3	2		1				2							
	44	3	2		1				2							
	46	13	8	1	1				2	2						
	47	1		4					1			1	4	42.00	3	10,333
	49	1							2						1	1,350.00
	54	2														
	55	34	22	10		2	30	2	2	32	32	1	8	45.00	16	13,937
	69	7	5	2			7			7	7	1	1		5	9,000.00
	70	9	8	1			6		1	9	9				5	15,000.00
	71	18	12	5		1	17			17	17		5	56.00	11	10,045
	72	1														
	73	1														
	74	1														
	76	5	3	2			5			5	5		2		3	15,000.00
	77	35	31	4			35	1	1	35	34	1	4	56.25	26	14,923
	78	26	20	5	1		18			25	25		6	63.83	14	14,357
	79	4	2	2			4			4	4				1	
	80	13	9	4			13			13	13		2		6	16,333
	81	4	2	2			4			4	4		2		2	
	82	27	18	9			27			27	27		9	59.44	15	10,900
	83	7	6	1			7			7	7		1		6	10,716
	84	10	5	4		1	10			9	9		4	57.00	3	10,666
	85	9	7	1		1	9			8	8		1		6	15,083
	95	1														
96	5	2	2	1		5			4	4		2		2		
97	1															
100	1															
102	1															
103	2															
104	6	4	2			5			6	6		1		3	18,333	
141	1	41	20	21		40			41	41	1	21	46.09	16	10,062	
	2	22	9	13		21			22	22		11	38.00	6	10,166	
	3	25	14	11		25			25	25		11	40.72	10	11,700	
	4	14	5	9		14			14	14		9	36.00	2		
	5	27	10	17		27			27	27		15	43.33	6	13,500	
	6	22	16	6		22			22	22		6	48.00	10	10,600	
	7	11	8	3		11			11	11		3	54.66	7	9,000	
	8	66	21	44		65		1	65	65		44	45.95	10	8,950	
	9	147	60	85		144	9	3	145	145	1	83	48.77	32	9,134	
	10	28	15	13		28	2		28	28	1	13	41.46	8	12,812	
	11	1														
	12	21	13	7		21			20	20		6	47.16	11	11,636	
	13	50	33	17		50	4		50	50		13	47.46	17	12,882	
	145	1	23	9	14		23		2	23	23		13	48.00	6	10,833
2		2														
3		30	16	14		29			30	27	2	14	33.35	10	8,700	
4		3	1	2		3			3	3		2				
5		5	3	2		4		2	5	5		2		1		
6		14	6	8		14			14	14	1	8	45.12	1		
7		44	24	20		44		1	44	44		18	39.33	19	8,668	
8		15	9	6		15			15	15		6	47.16	2		
9		26	15	11		26			26	26		11	53.09	11	8,363	
10		24	16	8		24			24	24		8	46.25	7	9,857	
11		39	32	7		39		1	39	39		7	47.42	26	10,692	
12		23	17	6		23			23	23		6	47.00	15	8,466	
13		10	3	7		10			10	10		6	50.66	2		
14		7	3	4		7			7	7		4	40.00	1		
15		18	10	8		17			18	17		7	44.00	1		
16		25	20	5		25		2	25	25		4	51.75	16	9,343	
17		29	18	11		28			29	29		11	53.72	11	8,045	
18		41	16	24	1	40			40	40		24	46.70	9	9,500	
19		27	14	11		27			25	25		11	52.27	8	9,562	
20		39	17	22		39		4	39	39	1	20	42.90	9	10,000	
21		28	17	11		28			28	28		11	38.63	10	10,050	
22	26	17	9		26			26	26		9	63.00	12	14,000		
23	25	17	8		25			25	23		7	75.42	2			
24	29	18	11		27		2	29	29		10	47.80	9	11,555		
26	4	4			4			4	4				3	11,666		
27	27	21	6		27			27	27		6	50.83	13	13,884		
28	61	19	42		55		2	61	61	1	41	48.09	9	12,666		
29	7	4	3		4			7	7		3	55.00	4	11,250		
30	2															
32	2															
33	7	6	1					7	7		1			3	12,833	
35	36	27	9		36			36	36		9	47.11	11	13,818		
146	3	1														
	4	1														
	9	4	4			4			4	4				3	7,666	
	11	19	9	9	1	17		2	18	18		5	30.80	7	9,571	
12	3				3			3	3				3	8,100		

¹For renter - occupied dwelling units and vacant nonseasonal not dilapidated units, for rent.
²For owner - occupied dwelling units and vacant nonseasonal not dilapidated units, for sale only.

HOUSING—BLOCK STATISTICS

Table 3.—CHARACTERISTICS OF HOUSING FOR CENSUS TRACTS, BY BLOCKS: 1950—Con.

Census tract	Block	All dwelling units by occupancy and tenure					All dwelling units by condition and plumbing facilities			Occupied dwelling units			Contract monthly rent ¹		Value ² of one-dwelling-unit structures	
		Total	Owner occupied	Renter occupied	Vacant non-seasonal not dilap., for rent or sale	Other vacant and non-resident	Number reporting	No private bath or dilap.	No running water or dilap.	Total	Persons per room		Number reporting	Average monthly rent (dollars)	Number reporting	Average value (dollars)
											Number reporting	1.51 or more				
146	26	7	7						7	7					7	9,685
	27	11	7	4					9	9			4	68.75	5	9,460
	28	11	13						13	12					2	9,250
	29	12	12						12	12					1	10,236
	30	1														
	33	6	5	1					6	6			1		5	9,500
	34	7	6		1				7	6					6	9,716
	35	15	15						15	15					15	10,440
	36	12	12						12	12					12	10,691
	37	11	10	1					11	11			1		7	14,000
	38	1														
	45	5	5						5	5					5	8,000
	46	2														
	48	2														
	49	2														
	50	14	9	3	2				14	12			3	38.33	9	10,111
	53	5	5						4	5					4	8,750
	55	2														
	65	11	9	2					11	6			2		6	11,000
	66	6	6						6	6					5	8,100
	67	17	17						17	17					17	10,794
	68	13	13						13	13					13	10,038
	69	7	7						7	7					5	12,360
	82	7	7						7	7					7	14,285
	83	3	2						2	2					2	
	84	2				1										
	85	16	14	2					16	16			2		11	9,227
	97	3	3	5					8	8			5	27.00	3	8,333
	99	1														
	100	1														
	101	4	3			1		1	3	3					3	12,666
	102	4	3						4	3			1		1	
	103	2														
	104	4	3	1					4	4			1		3	10,000
	105	1														
	106	5	5						5	5					5	9,520
	108	6	5	1					6	6			1		5	7,100
	118	4	4						4	4					4	11,375
	119	1														
	121	5	3	2					5	5			1		2	
	123	29	25	4					29	29			4	66.25	20	11,600
	124	16	14	1				1	16	15			1		14	12,342
	126	1														
	132	1														
	136	1														
	140	7	5	1	1				7	2	1				6	6,416
	141	2														
	142	3	3						3	3			1		3	7,666
	143	2														
	144	5	5						5	5					5	8,300
	145	7	7						7	7					5	10,400
	146	5	3	2					5	5			2		2	
	147	5	5						5	5					4	9,625
	148	9	7	1				1	8	8			1		5	10,000
	149	5	4	1					5	5					3	9,166
	150	6	4	1					6	6					3	13,333
	151	7	4	1					7	7			4	43.00	2	
	152	30	23	6	1				30	29			6	47.50	20	9,475
	153	10	10						10	10					9	10,777
	161	9	8	1				1	9	8			1		8	7,625
	162	11	8	3					11	11			3	44.00	6	8,500
	163	10	7	2	1				10	9			3	23.33	5	8,600
	164	4	4						4	4					3	10,000
	165	11	10	1					11	11			1		9	10,111
	166	6	6						6	6			1		4	9,500
	167	3	2	1					3	3			1		2	
	168	5	3	2					5	5			2		2	
	169	1														
	170	7	6	1					7	7			1		5	10,000
	171	7	6	1					7	7			1		6	8,500
	174	3	2	1					3	2					2	
	175	1														
	179	2														
	180	4	3	1					4	4			1		2	
	181	11	10	1					11	11			1		9	10,666
	182	18	15	2		1			17	17			2		9	13,466
	183	20	15	4	1				20	19			5	66.00	11	9,954
	184	2														
	185	9	4	4		1			9	7			1	36.25	2	
	186	6	4	2					6	6			2		4	15,750
	187	3	3						3	3					3	12,000
	188	1														
	192	4	3	1					4	4			1		3	7,833
	198	13	7	6					13	13			5	47.60	5	6,800
	199	39	21	15	3				36	36			13	46.92	15	10,313
	201	2														
	202	15	10	5					15	15			5	46.00	9	11,666

¹For renter-occupied dwelling units and vacant nonseasonal not dilapidated units, for rent.
²For owner-occupied dwelling units and vacant nonseasonal not dilapidated units, for sale only.

Table 3.—CHARACTERISTICS OF HOUSING FOR CENSUS TRACTS, BY BLOCKS: 1950—Con.

Census tract	Block	All dwelling units by occupancy and tenure					All dwelling units by condition and plumbing facilities			Occupied dwelling units			Contract monthly rent ¹		Value ² of one-dwelling-unit structures		
		Total	Owner occupied	Renter occupied	Vacant non-seasonal not dilap., for rent or sale	Other vacant and non-resident	Number reporting	No private bath or dilap.	No running water or dilap.	Total	Persons per room		Number reporting	Average monthly rent (dollars)	Number reporting	Average value (dollars)	
											Number reporting	1.51 or more					Occupied by non-white
146	203	1															
	204	5							5	5		3	75.00	2	1,100.00		
	205	6							6	6				4	1,100.00		
	207	4							4	4				3	1,100.00		
	209	3							3	3				2			
	210	2															
	211	6							6	6		1		4	8,625		
	213	2															
	214	2															
	215	28		19					28	28		8	38.25	13	10,000		
	216	29		25					27	27		1		22	9,431		
	217	9		6					9	9		2		5	8,000		
	218	17		13					16	16		2		11	7,545		
	219	7		5					7	7		1		4	14,250		
	147	1	6						6	6					2		
3		1															
5		6						6	6					1			
6		7						7	7					6			
9		3						3	3					4			
10		12						12	12					7			
11		3						3	3					2			
12		16						16	16					2			
13		17						17	17					2			
14		30						30	30					3			
15		14						14	14					5			
16		15						15	15					5			
17		30						30	30					2			
18		15						15	15					2			
19		10						10	10					2			
20		17						17	17					2			
21		20						20	20					1			
22		21						21	21					2			
23		30						30	30					2			
24		28						28	28					9			
25		23						23	23					2			
26		25						25	25					2			
27		30						30	30					2			
28		6						6	6					2			
29		6						6	6					2			
30		6						6	6					2			
31		15						15	15					1			
32		12						12	12					1			
33		12						12	12					1			
34		9						9	9					5			
35		21						21	21					19			
36		5						5	5					4			
151		2	9					9	9						9		
		3	29					29	29						14		
		4	15					15	15						7		
		5	11					11	11						9		
	6	10					10	10						9			
	7	31					31	31						14			
	8	13					13	13						11			
	9	15					15	15						9			
	10	32					32	32						12			
	11	4					4	4						19			
	12	2					2	2						3			
	13	15					15	15						2			
	14	22					22	22						2			
	15	16					16	16						2			
	16	16					16	16						2			
	17	15					15	15						1			
	18	26					26	26						2			
	19	10					10	10						1			
	20	21					21	21						1			
	21	23					23	23						4			
	22	5					5	5						5			
	23	1					1	1						3			
	24	29					29	29						5			
	25	34					34	34						2			
	26	29					29	29						2			
	27	25					25	25						2			
	28	18					18	18						1			
	29	20					20	20						1			
	30	35					35	35						1			
	31	13					13	13						1			
	32	21					21	21						2			
	33	38					38	38						1			
	34	14					14	14						2			
	35	2					2	2									
	36	22					22	22						7			
	37	12					12	12						1			

¹For renter - occupied dwelling units and vacant nonseasonal not dilapidated units, for rent.
²For owner - occupied dwelling units and vacant nonseasonal not dilapidated units, for sale only.

Table 3.—CHARACTERISTICS OF HOUSING FOR CENSUS TRACTS, BY BLOCKS: 1950—Con.

Census tract	Block	All dwelling units by occupancy and tenure					All dwelling units by condition and plumbing facilities			Occupied dwelling units			Contract monthly rent ¹		Value ² of one-dwelling-unit structures		
		Total	Owner occupied	Renter occupied	Vacant non-seasonal not dilap., for rent or sale	Other vacant and non-resident	Number reporting	No private bath or dilap.	No running water or dilap.	Total	Persons per room		Occupied by non-white	Number reporting	Average monthly rent (dollars)	Number reporting	Average value (dollars)
											Number reporting	1.51 or more					
151	38	23	20	2		1			22	21			2		16	13,556	
	39	16	12	4					16	16			4	49.25	5	13,000	
	40	26	30	6					36	35			5	47.20	4	12,450	
	41	42	33	9					42	42			9	46.66	6	12,066	
	42	62	39	23					62	62			22	57.68	16	12,750	
	43	56	36	19	1				55	53	2		19	54.57	28	11,850	
	44	4	3	1					4	4			1		2		
	45	11	7	4					11	11			4	49.00	3	9,333	
	46	4	3	1					4	4			4		2		
	47	3	3						3	3			1		3	10,000	
	48	2															
154	9	1															
	10	2															
	11	2															
	12	4	3	1					4	4			1		3	17,666	
	13	9	8	1					9	9			4		8	12,312	
	14	13	8	4	1				12	12			6	56.75	5	9,200	
	15	15	8	6	1				14	14			6	33.00	7	8,142	
	16	2															
	17	4	2	2					4	4			2		2		
	18	4	4						4	4			4		4	7,750	
	19	31	17	12		2			29	28	1		10	41.00	11	8,409	
	20	16	11	4		1			15	15			4	26.50	7	9,000	
	21	3	1			2			3	3			1		1		
	22	4	2	1		1			4	4			1		1		
	23	4	2			1			4	4			1		1		
	24	9	7			2			9	9			1		1		
	25	7	7			1			7	7	1		1		2	6,083	
	26	1							1	1							
	27	1							1	1							
	28	1							1	1							
	29	1							1	1							
	30	2							2	2							
	31	3	3						3	3			1		3	11,666	
	32	3	2	1					3	3			1		2		
	33	1							1	1					3	4,666	
	34	3	3						3	3	1				3		
	35	1							1	1					1		
	36	2	1						3	3			1		1		
	37	1							1	1							
	38	2							2	2							
	39	2							2	2							
	40	4	1						4	4							
	41	1							1	1							
	42	2							2	2							
	43	2							2	2							
	44	3	2						3	3							
	45	4	3						4	4							
	46	9	5						9	8							
	47	4	2						4	4							
	48	7	3						7	7							
	49	3	2						3	3							
	50	4	2						4	4							
	51	7	3						7	7							
	52	2							2	2							
	53	3							3	3							
	54	3	3	1					3	3							
	55	1							1	1							
	56	3	2						3	3							
	57	1							1	1							
	58	3							3	3							
	59	1							1	1							
	60	3	2						3	3							
	61	1							1	1							
	62	2							2	2							
	63	3	2						3	3							
	64	1							1	1							
	65	2							2	2							
	66	4	2						4	4							
	67	3	1						3	3							
	68	1							1	1							
	69	2							2	2							
	70	4	2						4	4							
	71	2							2	2							
	72	4	1						4	4							
	73	4	1						4	4							
	74	19	11						18	18			9	31.33	18	4,833	
	75	20	8						11	11			7	36.28	18	4,694	
	76	6	5						6	6					4	4,500	
	77	14	7						13	13							
	78	6	5						6	6							
	79	3	1						3	3							
	80	4	1						4	4							
	81	2	1						2	2							
	82	4	3						4	4							
	83	4	1						4	4							
	84	9	5						9	8							
	85	4	2						4	4							
	86	7	3						7	7							
	87	20	11						13	13							
	88	6	4						6	6							
	89	1	1						1	1							
	90	17	6						17	17							
	91	4	4						4	4							
	92	1							1	1							
	93	22	7						22	22							
	94	11	4						10	10							
	95	7	1						7	7							
	96	1							1	1							
	97	6	2						6	6							
	98	58	26			2			40	40							
	99	28	7						16	16			13	31.23	24	5,395	
	100	15	3						11	11							
	101	3	8						11	11							
	102	19	5						11	11							
	103	78	3						70	76							
	104	19	6						19	19							
	105	3	3						3	3							
	106	5	5						5	5							
	107	39	12						22	39							
	108	28	5						13	38							
	109	1							1	1							
	110	78	3						77	77							
156	1	10	7	3					10	10			3	88.33	6	10,166	
	2	2							2	2							
	3	10	6	4					10	10			4	47.50	4	8,500	
	4	12	5	7					12	12			7	57.42	5	12,800	
	5	1							1	1							
	6	7	5	1					7	6							
	7	18	15	3					18	18							
	8	6	5	1					6	6							
	9	2							2	2							
	10	5	5						5	5							
	11	1							1	1							

¹For renter - occupied dwelling units and vacant nonsensonal not dilapidated units, for rent.²For owner - occupied dwelling units and vacant nonsensonal not dilapidated units, for sale only.

Table 3.—CHARACTERISTICS OF HOUSING FOR CENSUS TRACTS, BY BLOCKS: 1950—Con.

Census tract	Block	All dwelling units by occupancy and tenure					All dwelling units by condition and plumbing facilities			Occupied dwelling units			Contract monthly rent ¹		Value ² of one-dwelling-unit structures	
		Total	Owner occupied	Renter occupied	Vacant non-seasonal not dilap., for rent or sale	Other vacant and non-resident	Number reporting	No private bath or dilap.	No running water or dilap.	Total	Persons per room		Number reporting	Average monthly rent (dollars)	Number reporting	Average value (dollars)
											Number reporting	1.51 or more				
156	16	4	2	1		1			3	3				2		
	19	9	2	7					9	9			7	45.57	2	
	20	4	3	1					4	4						
	21	4	2	2					4	4			1		1	
	22	1						1	1	1						
	24	3	3						3	3					2	
	25	7	5	2					7	7			2		4	7.875
	26	4	2	2					4	4			2		2	
	28	1														
	29	1														
	34	4	3	1					4	3			1		2	
	40	8	8						8	8					8	11.475
	41	8	8						8	8					8	11.062
	42	6	5	1					6	6			1		5	9.100
	43	19	15	4					19	19			4	50.25	12	9.625
	44	11	10	1					11	11			1		9	9.625
	45	3	2	1					3	3			1		1	7.822
	46	20	16	4					20	20			4	46.75	14	9.642
	47	9	8	1					9	9			1		7	10.300
	49	9	8	1					9	9			1		6	14.500
	50	12	9	3					12	12			3	48.33	6	13.666
	51	12	7	5					12	11	1		5	65.40	6	15.833
	52	11	10	1					11	11			1		6	11.225
	53	11	8	3					11	11			3	35.33	5	11.333
	54	5	5						5	5					5	9.600
	55	8	6	2					8	8			2		4	28.250
	56	11	10	1					11	11			1		9	8.944
	57	3	3						3	3			1		3	9.500
	58	7	7	1					7	7			1		5	9.760
	59	3	1	1	1				3	2			2			
	65	3	2			1			3	2					2	
	66	4	1			1			4	3			1		2	
	67	3	2	1					3	2					3	17.666
	75	1			1											
	86	1														
	90	1														
	92	13	8	3					11	11			3	70.00	7	11.685
	93	12	9			2			9	9					7	11.571
	94	19	16	3					19	19			2		15	9.733
	95	18	15	2		1			17	17	1		2		12	8.833
	96	15	13	2					15	15			2		13	9.261
	97	20	14	6					20	20			6	48.00	10	9.700
	98	18	12	5	1				17	17			5	50.00	10	9.300
	99	12	10	1		1			11	10			1		9	8.111
	100	25	18	5		2			23	23			3	41.66	12	8.166
	101	17	10	6	1				16	16			6	38.00	9	9.144
	102	14	10	3	1				13	13			3	38.33	7	8.142
	103	10	8	2		1			10	10			2		7	10.142
	104	3	3						3	3					3	9.333
	108	18	15	2		1			17	17			2		13	8.523
	109	3	3						3	3					3	10.000
	110	12	10	1		1			11	11			1		9	11.611
	116	1														
	117	1														
	118	5	4			1			4	4					4	8.000
	119	3	3													
	120	3														
	121	1														
	122	2														
	123	5		1	1	3			1	1						
	124	1														
	126	1														
	128	3	2	1					3	3	1	1	1		2	
	129	4	3		1				3	3					3	25.000
	131	1														
	132	8	6	2					8	8			2		6	9.166
	133	3	3						3	3					3	10.666
	137	4	4						4	4					4	11.000
	138	17	14	1		2			15	15	1		1		13	10.192
	139	6	4	2					6	6			2		2	
	140	19	15	3	1				18	18			3	27.66	13	8.461
	141	11	6	5					11	11			5	51.00	2	
	142	25	13	12					25	25			11	39.09	6	7.583
	143	11	8	3					11	11			3	33.33	7	7.285
	144	7	4	3					7	7			3	32.66	4	6.375
	145	17	13	2	1				15	15			1		9	7.888
	146	29	17	7	1				24	24	3		5	43.60	14	8.678
	147	63	29	7		19			44	44	1		27	32.66	11	8.027
	149	4														
	150	3	2	1					3	3			1		2	
	151	106	50	36		20			86	86	2		37	36.56	41	6.865
	152	12	6	5		1			11	11			5	44.00	4	5.625
	153	14	8			1			11	11			8		8	9.437
	154	11	7	3		1			10	10			3	26.66	5	6.400
	155	7	5	2					7	7					4	11.250
	156	5	3						3	3			3	41.00	3	6.833
	157	21	12	5		4			17	17			4	39.25	9	7.388

¹For renter-occupied dwelling units and vacant nonseasonal not dilapidated units, for rent.
²For owner-occupied dwelling units and vacant nonseasonal not dilapidated units, for sale only.

HOUSING—BLOCK STATISTICS

Table 3.—CHARACTERISTICS OF HOUSING FOR CENSUS TRACTS, BY BLOCKS: 1950—Con.

Census tract	Block	All dwelling units by occupancy and tenure					All dwelling units by condition and plumbing facilities			Occupied dwelling units			Contract monthly rent ¹		Value ² of one-dwelling-unit structures			
		Total	Owner occupied	Renter occupied	Vacant non-seasonal not dilap., for rent or sale	Other vacant and non-resident	Number reporting	No private bath or dilap.	No running water or dilap.	Total	Persons per room		Occupied by non-white	Number reporting	Average monthly rent (dollars)	Number reporting	Average value (dollars)	
											Number reporting	1.51 or more						
156	158	24	12	10		2	23	6	2	22	22		8	32.00	11	6,409		
	161	12	9	2		1	12			11	11		2		9	10,222		
	162	24	15	7		2	22	1		22	22		6	38.33	14	7,985		
	163	9	8	1			9			9	9		1		8	7,337		
	164	2																
	165	10		10			10	3		10	9	1	9	71.66				
	166	1																
	167	4	1	3			4			4	4		3	78.33	1			
	168	8	8				8			8	8				8	18,125		
	169	1																
	172	10	7	2		1	10			9	9	1	1		6	18,500		
	176	5	3	2			5			5	5		4	33.25	3	5,666		
	177	8	1	4	1	2	5	1		5	5				1			
	179	12				1	2			2	2		1		2			
	181	3	1	1		1	2			2	2		1		1			
	182	13	2	8		3	10	5		10	10		2	31.57	2			
	184	54	22	3		49	10	5	2	10	4		2		1			
	168	1	29	15	14		28	8	2	29	28	1	13	26.07	12	7,475		
169	1	1																
	3	9	4	5		9			9	9		5	49.60	3	12,833			
	4	5	4	1		5			5	5		1		3	8,333			
	5																	
	6	2																
	7	17	10	5		2	12		2	15	15		5	42.00	6	9,000		
	8	14	11	3			13			14	14		3	58.33	10	9,190		
	9	2								2	2		2		11	7,590		
	10	14	12	2			11			14	14		3	38.33	10	10,050		
	11	20	13	3		4	15			16	16		3		10			
	12	14	11	3			14			14	14	1	3	61.66	7	10,957		
	13	3	3				3			3	3		3		3	13,066		
	14	11	5	3			11			11	11		3	31.66	6	12,116		
	15	15	12	3			14			15	15		3	32.33	11	12,636		
	16	3	3				3			3	3		7	48.57	21	13,642		
	17	3	3				3			3	3		10	50.10	13	8,884		
	18	3	3				3			3	3		10	48.57	13	9,200		
	19	3	3				3			3	3		11	47.36	11	9,090		
	20	2	2				2			2	2		11		6	21,666		
	21	7	7				7			7	7		6	54.50	38	9,804		
	22	4	4				4			4	4		13	52.92	25	10,220		
	23	4	2	1		1	3			3	3		1		1			
	24	4	2	2			2			3	3		2		1			
	25	4	1	3			4			4	4		2		1			
	26	6	6				6			6	6		4	47.50	1			
	27	6	5	1			6			6	6		4	20.75	6	5,000		
	28	13	8	5			13			13	13		6	34.83	1			
	29	9	9				9			9	9		4	38.00	2			
30	4	4				4			4	4		4	37.90	2				
31	5	2	3			5			5	5	1	2		3	46.66	1		
32	7	7				7			7	7		1		3	7,666			
33	7	7				7			7	7		2		2				
34	21	11	8			20			19	19		8	42.75	4	8,750			
35	15	8	3			14			11	11		2		5	7,200			
36	2																	
37	1																	
38	3	5	4			9			9	9	1	4	31.00	1				
39	3	1	2			3			3	3		2						
40	8	3	5			8		1	8	8		5	41.00	1				
41	5	4	1			5			5	5	2	1		6	19,666			
42	6	6				6			6	6		6		6	23,666			
43	6	6				6			6	6		4		4	17,500			
44	6	6				6			6	6		1		3	45,000			
45	4	4				4			4	4		4		4	32,500			
170	2	4	1	3		4			4	4		3	56.66					
9	1	5	4	1		5			5	5		1		1				
15	5	3	2			5		2	5	5		2		3	4,666			
22	2																	
23	2																	
24	2																	
25	2																	
26	4																	
27	4																	
28	5																	
29	3																	
30	6	10	1			11			11	11		1		8	5,937			
31	4	4				4			4	4		4		4	5,250			
32	22	15	6			22			21	21		6	37.50	12	7,916			
33	1																	

¹For renter - occupied dwelling units and vacant nonseasonal not dilapidated units, for rent.
²For owner - occupied dwelling units and vacant nonseasonal not dilapidated units, for sale only.

Table 3.—CHARACTERISTICS OF HOUSING FOR CENSUS TRACTS, BY BLOCKS: 1950—Con.

Census tract	Block	All dwelling units by occupancy and tenure					All dwelling units by condition and plumbing facilities			Occupied dwelling units			Contract monthly rent ¹		Value ² of one-dwelling-unit structures	
		Total	Owner occupied	Renter occupied	Vacant non-seasonal not dilap., for rent or sale	Other vacant and non-resident	Number reporting	No private bath or dilap.	No running water or dilap.	Total	Persons per room		Number reporting	Average monthly rent (dollars)	Number reporting	Average value (dollars)
											Number reporting	1.51 or more				
170	99	4	4				4		4	4				4	7,300	
	100	5	4	1			5	1	5	5		1		3	10,933	
	101	7	6	1			7	1	7	6		1		5	4,100	
	102	5	4	1			5		5	5		1		3	6,000	
	109	4	2	1		1	3	1	3	3		1		2		
	111	3	2	1			3		3	3		1		2		
	114	1					1		1	1						
	115	3	3				3		3	3				3	5,766	
	119	4	3	1			4		4	4				3	9,333	
	120	3	3				3		3	3				3	6,666	
	121	6	5			1	6		5	5				5	11,400	
	122	3	2	1	1		3		3	3			1	2		
	123	4	2	1	1		4		3	3			1	1		
	140	3	2	1			3		3	3				3	10,066	
	147	5	3	2			5	3	5	5		3	46.00	1		
	153	1					1		1	1						
	158	5	5				5		5	5				5	10,000	
	159	1					1		1	1						
	160	1					1		1	1						
	168	4	4				4		4	4				4	10,125	
	169	5	5				5		5	5				5	11,200	
	170	1					1		1	1						
	172	1					1		1	1						
	173	1					1		1	1						
	174	1					1		1	1						
	177	1					1		1	1						
	179	4	4				4		4	4				4	12,000	
	184	5	4			1	5		4	4				3	6,833	
	185	1					1		1	1						
	187	1					1		1	1						
	189	1					1		1	1						
	190	10	10				10		10	10				10	7,750	
	191	7	7				7		7	7				7	7,428	
	196	1					1		1	1						
	200	9	7	1		1	9		8	8			1	6	9,000	
	201	8	6	1	1		7		7	6			1	6	8,833	
	202	2					2		2	2						
	203	3	2	1			3		3	3			1	2		
	204	2					2		2	2						
	214	2					2		2	2						
	218	2					2		2	2						
	219	2					2		2	2						
	222	2					2		2	2						
	223	9	8	1			9		9	9			1	7	9,571	
	224	5	4	1			5		5	5			1	4	9,625	
	228	2					2		2	2						
	229	21	18	3			20	1	21	20			3	17	8,470	
	230	6	6				6		6	6				6	9,333	
	233	3	3				3		3	3				2		
	234	4	2	1		1	4		3	3			1	2		
	235	3	3				3		3	3				1		
	238	1					1		1	1						
	239	2					2		2	2						
	240	13	11	1		1	13		12	12				9	8,222	
	252	1					1		1	1						
	253	8	5	3			8		8	8		1	3	5	8,300	
	254	1					1		1	1						
	255	2					2		2	2						
	256	1					1		1	1						
	257	12	12				12	1	12	10				6	10,166	
	258	12	8	4			12		12	12			4	6	9,166	
	259	3	3				3		3	3				2		
	265	2					2		2	2						
	266	1					1		1	1						
	271	1					1		1	1						
	272	1					1		1	1						
	273	9	6	3			9		9	9			3	5	8,200	
	277	4	1	3			4	1	4	4			3	1		
	287	4	4				4		4	4				4	8,000	
	288	2					2		2	2						
	289	2					2		2	2						
	290	11	10	1			11		11	11			1	9	8,277	
	291	6	5	1			6		6	6			1	5	9,400	
	292	11	7	4			10		11	11			4	7	9,857	
	294	1					1		1	1						
	297	1					1		1	1						
	298	25	18	6		1	25		24	24			6	14	12,107	
	299	6	6	2			6		6	6			2	5	14,400	
	301	8	3	3			6	2	8	5			3	2		
	303	1					1		1	1						
	304	1					1		1	1						
	308	8	4	3		1	8		7	7			2	2		
	312	4	3	1			4		4	4			1			
	313	2					2		2	2						
	314	33	24	7		2	33	1	31	31			7	22	9,477	
	315	8	7	1			8		8	8			1	6	9,700	
	316	15	14	1			15		15	14			1	14	8,807	

¹For renter-occupied dwelling units and vacant nonseasonal not dilapidated units, for rent.
²For owner-occupied dwelling units and vacant nonseasonal not dilapidated units, for sale only.

HOUSING—BLOCK STATISTICS

Table 3.—CHARACTERISTICS OF HOUSING FOR CENSUS TRACTS, BY BLOCKS: 1950—Con.

Census tract	Block	All dwelling units by occupancy and tenure					All dwelling units by condition and plumbing facilities			Occupied dwelling units			Contract monthly rent ¹		Value ² of one-dwelling-unit structures			
		Total	Owner occupied	Renter occupied	Vacant non-seasonal not dilap., for rent or sale	Other vacant and non-resident	Number reporting	No private bath or dilap.	No running water or dilap.	Total	Persons per room		Number reporting	Average monthly rent (dollars)	Number reporting	Average value (dollars)		
											Number reporting	1.51 or more					Occupied by non-white	
170	317	36	35	2		1			37	36							8,178	
	318	8	3	1		4			5	4							10,166	
	322	1																
	323	1																
	324	1																
	325	8	7	1					8	8								9,800
	327	8	8						8	8								8,037
	328	3	3						3	3								2
	329	9	8	1					9	9								8,675
	330	11	8	2		1			10	10								7,914
	331	9	7	2					9	9								9,783
	332																	
	333	35	24	10		1			34	34				433.3	19			7,742
	334	1	7	1					8	8								7,866
	335	2																
	336	2	1	2					3	3								1
	337	1																
	338	13	10	3		1			13	13				57.66	6			9,333
	340	10	8	1					9	9								10,142
	341	5	3	2					5	5								10,333
	342																	
	343	2																
	344	14	11	2		1			14	13	1							6,366
	345	11	4	6					10	10				42.00	4			10,800
	346	1																
	347	3	3						3	3								6,766
	348	19	13	6					19	19	1			55.50	10			8,100
	349	8	6	2					8	8								8,875
	350	6	6						6	6								8,750
	351	5	4	1					5	5								2
	352	5							5	5								16,000
	353																	
	354	1																
	355	3	2	1					3	3								2
	356	7	5	2					7	7								18,400
	357	7	5	2					7	7								1
	358	9	9						9	9								11,444
	359	2																
	360	4	5	1					6	6	1							8,760
	361	12	6	5		1			11	11				39.60	5			6,375
	173	4	50		37	12	2		50	37	2	2	49	73.39				
		8	8	5	3				8	8			3	39.33	2			
		3	1						3	3			1		2			
		11	7	2					7	7			2		3			8,666
		12	4	1					4	4			1		2			
13		7	4					7	7			4		2				
14		1						1	1									
15		9	6	3				9	9	1	1			3			5,250	
16		11	7	3		1		10	10					3			48.33	7,166
20		4	4					4	4									6,750
176	1	4	3	1				4	2									2
	6	2																
	9	1																
	10	2																
	13	1																
	16	4	3	1				4	4					1				2
	17	2																
	19	2																
	21	1																
	22																	
	23	4	2	2				4	4									2
	24	3	3					3	3									3
	27	7	5	1		1		6	6									9,000
	28	2																8,360
	29	8	5	3				8	8					37.00	5			8,700
30	3	2	1				3	3									1	
31	2																	
32	5	2	3				5	5					37.66	2				
33																		
34	1																	
35	4	3	1				4	4									3	
36	7	7					6	7									13,333	
39	9	9					9	9									8,385	
																	7,782	

¹For renter - occupied dwelling units and vacant nonseasonal not dilapidated units, for rent.
²For owner - occupied dwelling units and vacant nonseasonal not dilapidated units, for sale only.

Table 3.—CHARACTERISTICS OF HOUSING FOR CENSUS TRACTS, BY BLOCKS: 1950—Con.

Census tract	Block	All dwelling units by occupancy and tenure					All dwelling units by condition and plumbing facilities			Occupied dwelling units			Contract monthly rent ¹		Value ² of one-dwelling-unit structures		
		Total	Owner occupied	Renter occupied	Vacant non-seasonal not dilap., for rent or sale	Other vacant and non-resident	Number reporting	No private bath or dilap.	No running water or dilap.	Total	Persons per room		Occupied by non-white	Number reporting	Average monthly rent (dollars)	Number reporting	Average value (dollars)
											Number reporting	1.51 or more					
176	40	2															
	41	14	8	6		14	3		14	14			5	50.00	5	9,400	
	42	1															
	43	4	3	1		4			4	4			1		3	7,000	
	45	6	6			6			6	6					6	7,166	
	46	2															
	47	11	9	2		11			11	11			2		9	9,000	
	53	1															
	54	4	4						4	4					4	8,500	
	55	1															
	59	1															
	62	2															
	69	1															
	72	1															
	73	2															
	74	1															
	78	1															
	82	1															
	90	1															
	104	3	1				3	2	1	1	1					1	
	105	2															
	106	1															
	107	2															
	127	1															
	130	3															
	132	6	2	1		3	2	2	1	3	3		1				
	139	7				7	6	3	2								
	140	2															
	143	2															
	144	3	3				3			3	3					3	10,000
	145	2															
	146	7	4	3			7			7	7		3	46.66	3	5,333	
	147	1															
	148	2															
	149	2															
	150	1															
	151	9	2	2		5	9	3		4	4		2		2		
	152	1															
	158	1															
	164	1															
	165	18	6	6		6	17	9	7	12	11		5	30.00	6	5,000	
	166	3	2	1			3	1		3	3				2		
	168	2															
	169	6	3	2		1	5	2		5	5		2		2		
	173	4	3			1	3			3	3				3	14,500	
	178	1															
	179	4	2	2			4			4	4		2		2		
	180	3	1			2	1			1	1				1		
	181	8	4	4			8			8	8		4	58.75	4		
	182	2															
183	15	1			14	1			1	1					1		
184	7	2	2		3	4			4	4	1	2					
185	1																
189	1																
190	7	2	4		1	6			6	6		4	32.75				
191	3	1	1		1	2			2	2		1		1			
194	1																
195	8	4			4	3	1		4	4				4	3,750		
200	7	5	2			7			7	7		1		5	7,000		
202	2																
206	1																
207	2																
208	11	7	4			11			11	11		4	35.00	7	7,857		
209	2																
210	11	3	5		3	8	1		8	8		4	47.25	3	4,333		
211	23	8	3		12	11	1		11	11		2		6	8,433		
212	1																
214	2																
216	2																
217	9	1	1		7	2	1	1	2	2		1					
218	16	2			14	1			2	2	1				2		
219	2																
220	6	1	2		3	3			3	3	1				1		
223	6	1			5	1	1		1	1							
225	2																
227	16				16												
177	1	7	5	2		5			7	5					3	12,000	
	2	14	12	2		14			14	14		2		12	20,208		
	3	5	2	3		5			5	5		3	56.66	1			
	4	1															
	6	1															
	8	4	4			4			4	4				4	32,750		
	9	14	14			14			14	14				14	25,678		
	10	13	13			13			13	13				13	26,115		
	11	17	17			17	1	1	17	17				17	22,764		

¹For renter - occupied dwelling units and vacant nonseasonal not dilapidated units, for rent.
²For owner - occupied dwelling units and vacant nonseasonal not dilapidated units, for sale only.

HOUSING—BLOCK STATISTICS

Table 3.—CHARACTERISTICS OF HOUSING FOR CENSUS TRACTS, BY BLOCKS: 1950—Con.

Census tract	Block	All dwelling units by occupancy and tenure					All dwelling units by condition and plumbing facilities			Occupied dwelling units			Contract monthly rent ¹		Value ² of one-dwelling-unit structures	
		Total	Owner occupied	Renter occupied	Vacant non-seasonal not dilap., for rent or sale	Other vacant and non-resident	Number reporting	No private bath or dilap.	No running water or dilap.	Total	Persons per room		Number reporting	Average monthly rent (dollars)	Number reporting	Average value (dollars)
											Number reporting	1.51 or more				
177	12	18	12	4		2			16	16			47.00	11	15,636	
	13	27	9	16					27	27			39.55			
	14	33	13	8	1	1			31	31			41.47	3	9,666	
	15	10	7	3					10	10		1	39.00	5	11,200	
	16	12	4	6	1				12	12			39.00	2		
	17	11	6	4					10	10			43.20	4	12,500	
	18	2														
	19	18	9	9				2	1	18	18		8	41.25	5	11,600
	20	17	15	1		1				16	16		1		15	31,533
	21	1														
	22	15	9	5	1					14	14		6	41.66	7	10,428
	23	1														
	24	10	7	3						10	10		3	40.00	4	13,000
	25	8	7	1						8	8		1		7	10,928
	26	3	2	1						3	3		1		2	
	27	1														
	28	10	10							10	10				10	13,350
	29	34	23	11				1	1	34	34		9	46.44	17	12,823
	30	17	8	9						17	17		9	44.77	6	12,500
	31															
	32	4	3	1		1				4	4		1		2	
	33	40	22	17				3	2	39	38		15	50.00	11	9,727
	34	6	5	1						6	6		1		2	
	35	14	8	5		1		1	1	13	12		5	49.20	6	6,833
	36	9	5	4						9	9		3	30.66	4	7,000
	37	3	3							3	3				3	7,000
	38	6	3	3				2		6	6		3	31.33	2	
	39															
	40	9	7	2						9	9		2		4	12,150
	41	25	22	3				1	1	25	25		3	60.66	17	11,323
	42	1														
	43	10	6	4						10	10		4	48.75	5	11,600
	44	26	16	9		1		1	1	25	25		9	49.33	9	11,611
	45	20	13	6						19	19		6	49.16	9	12,444
	46	26	16	10		1		3	2	42	42		15	38.26	21	20,738
	47	3	3							3	3					
	48	9	7	2						9	9		2		4	12,150
	49	25	22	3				1	1	25	25		3	60.66	17	11,323
	50	1														
	51	10	6	4						10	10		4	48.75	5	11,600
	52	26	16	9		1		1	1	25	25		9	49.33	9	11,611
	53	20	13	6						19	19		6	49.16	9	12,444
	54	26	16	10		1		3	2	42	42		15	38.26	21	20,738
	55	3	3							3	3					
	56	1														
	57	3	2			1				3	2				2	
	58	2														
	59	2														
	60	2														
	61	2	5	5						5	5				4	23,500
	62	3	3							3	3				3	30,466
	63	7	5	1		1				7	6				1	
	64	3	2	1						3	3				2	
	65	5	5							5	5				5	19,400
	66	5	5							5	5				4	42,500
	67	5	5							5	5				4	38,000
	68	8	6	1		1				7	6				5	
	69															
	70															
	71	1														
72	28	17	9		2			3	26	26		9	27.33	14	10,000	
73	2															
74	6								6	6				5	10,400	
75	3	1	2					1	3	3				3	12,666	
76	3	3							3	3				3	9,822	
77	2								2	2				18	10,352	
78	3	3							3	3				17		
79	3	3							3	3				3	15,666	
80	1													3	11,000	
81	1															
82	6	3	1		2				4	4		1		3	8,666	
83	16	10	6						16	16		5	60.00	9	10,511	
84	17	6	11						17	17		11	50.54	3	8,333	
85	22	21	1		1			2	21	21				18	8,477	
86	4	3	1					2	4	4				2		
87	8	7	1					2	8	8				2	8,060	
88	32	17	15						32	31		15	53.40	8	11,875	
89	39	19	16		2				35	35		14	63.57	13	19,307	
90	11	9	1		2			1	10	10				5	23,400	
91	5	3	2						5	5		1		3	23,000	
92																
93	3	2	1						3	3				1		
94	3	1			2				3	3				1		
95	2															
96	4	4							4	4				2		
97	5	5							5	5				4	22,250	
98																
99																
100																
101																
102																
103																
104																
105																
106																
107																
108																
109																
110																
111																
112																
113																
114																
115																
116																
117																
118																

¹For renter - occupied dwelling units and vacant nonseasonal not dilapidated units, for rent.
²For owner - occupied dwelling units and vacant nonseasonal not dilapidated units, for sale only.

Table 3.—CHARACTERISTICS OF HOUSING FOR CENSUS TRACTS, BY BLOCKS: 1950—Con.

Census tract	Block	All dwelling units by occupancy and tenure					All dwelling units by condition and plumbing facilities			Occupied dwelling units			Contract monthly rent ¹		Value ² of one-dwelling-unit structures		
		Total	Owner occupied	Renter occupied	Vacant non-seasonal not dilap., for rent or sale	Other vacant and non-resident	Number reporting	No private bath or dilap.	No running water or dilap.	Total	Persons per room		Number reporting	Average monthly rent (dollars)	Number reporting	Average value (dollars)	
											Number reporting	1.51 or more					Occupied by non-white
185	1	10		10					10	10			6	32.83			
187	1	26	18	8		26	1	1	26	26			8	38.12	13	9,207	
	2	23	18	5		23	1		23	23			5	46.00	14	8,228	
	3	4	4			4			4	4					2		
	4	24	15	9		24			24	24			9	47.88	11	10,636	
	5	2				2			2	2							
	6	92	67	25		92			92	92			24	53.83	52	9,523	
	7	33	23	9		33			33	33			9	44.00	18	10,444	
	8	10	9	1		10			10	10			1		7	9,714	
	9	21	15	4	2	21			19	19			4	59.50	12	10,791	
	10	20	15	4	1	20			19	19			4	46.75	12	10,000	
	11	28	13	15		28			28	28		1	14	50.55	8	10,125	
	12	23	10	12		23			22	22		1	10	72.50	4	8,500	
	13	8	5	3		8		2	8	8			2		3	8,000	
	14	4	2	2		4			4	4			2		2		
	15	14	9	5		14		1	14	14	2		4	44.00	6	10,750	
	16	12	3	9		12			12	12			3	37.56	7	9,500	
	17	14	13	1		14			14	14			1		11	12,318	
	18	43	34	9		43			43	43			9	50.66	27	9,944	
	19	9	6	2	1	9			8	8			1		4	10,625	
	29	18	11	6		18		1	17	17			6	42.33	4	10,000	
	31	4	3	1		4			4	4			1		3	9,333	
	32	2				2			2	2							
	33	21	15	5		21		2	20	18	1		5	49.40	11	8,318	
	34	15	7	8		15			15	15		1	8	42.50	1		
	35	19	5	14		19			19	19			4	27.50	1		
	36	19	4	15	1	16	4		14	14			9	31.11	2		
	37	11	4	7		11			11	11	1		3	31.00	2		
	38	16	7	9		16		2	14	14			2		1		
	54	7	4	3		7			7	7			2		1		
	55	9	4	3		9		2	7	7			3	35.00	3	4,000	
	56	2				2			2	2							
	57	13	4	9		13		1	13	13			9	34.33	2		
58	8	4	4		8		2	8	8			4	191.75	1			
59	9	7	2		9			9	9		2	2	36.42				
60	8	3	5		8		2	6	6	1				1			
78	3	2	1		3			3	3					2			
79	5	2	3		5		1	4	4					2			
80	13	4	9		13		6	7	7	1		3	31.66	2			
81	7	3	4		7		1	6	6		1	1	43.33	1			
82	3				3			3	3					2			
84	19	4	15		19		2	17	17			7	29.44	2			
85	19	5	14		19			19	19		1	4	46.75	3	6,666		
86	7	3	4		7		2	5	5			3		1			
189	1	5	4	1		5			5	5			1		4	9,725	
	2	11	7	4		11		1	10	10			1	31.00	6	10,333	
	3	29	28	1		29			29	29			1		27	9,151	
	4	36	23	13		36		9	36	36			21	45.92	13	10,961	
	5	45	18	27	1	45			44	44	1		21	38.11	17	10,045	
	6	11	3	8		11			11	11			1	43.33	1	9,214	
	7	4	3	1		4			4	4					1		
	8	8	6	2		8			8	8					5	11,600	
	9	3	3			3			3	3					3	11,500	
	10	2				2			2	2							
	12	3	1	2		3		1	3	3					4	8,000	
	16	5	4	1		5			4	4					1		
	17	3	2	1		3			3	3					2		
	18	4	2	2		4		1	4	4					2		
	19	8	8			8			8	8					8	10,100	
	20	6	4	2		6			6	6					2		
	21	6	5	1		6			6	6					4	10,250	
	22	5	1	4		5			5	5				4	43.33	1	
	23	4	4			4			4	4					4	8,300	
	25	4	3	1		4			4	4					3	7,833	
	26	2				2			2	2							
	27	4	2	2		4			4	4					2		
	31	1				1			1	1							
	35	1				1			1	1							
	36	13	10	3		13			12	12		1			9	8,700	
37	15	12	3		15		1	15	15				3	38.33	9	10,911	
38	10	7	3		10			10	10				3	32.00	7	8,714	
39	6	3	3		6			6	6					3	38.33		
40	3	1	2		3			3	3					1			
41	2			1	2			2	2					2			
43	13	10	3		13			13	13				3	50.66	7	9,071	
44	8	5	3		8			8	8		1		2		4	6,250	
45	2				2			2	2								
47	1				1			1	1								
48	5	5			5			5	5					3	7,833		
49	3	3			3		2	3	3					3	9,000		
50	7	5	2		7			7	7					5	11,400		
51	5	1	2	1	5		1	5	5			2		1			

¹For renter-occupied dwelling units and vacant nonseasonal not dilapidated units, for rent.
²For owner-occupied dwelling units and vacant nonseasonal not dilapidated units, for sale only.

HOUSING—BLOCK STATISTICS

Table 3.—CHARACTERISTICS OF HOUSING FOR CENSUS TRACTS, BY BLOCKS: 1950—Con.

Census tract	Block	All dwelling units by occupancy and tenure					All dwelling units by condition and plumbing facilities			Occupied dwelling units			Contract monthly rent ¹		Value ² of one-dwelling-unit structures				
		Total	Owner occupied	Renter occupied	Vacant non-seasonal not dilap., for rent or sale	Other vacant and non-resident	Number reporting	No private bath or dilap.	No running water or dilap.	Total	Persons per room		Occupied by non-white	Number reporting	Average monthly rent (dollars)	Number reporting	Average value (dollars)		
											Number reporting	1.51 or more							
189	523	1																	
	533	1																	
	544	1																	
	555	3	3	2					5	5			2						
	565	4	4	3					7	7			3						
	578	4	4	3		1			7	7			3				10.000		
	590	4	4						4	4							11.500		
	607	5	5						4	4									
	620	4	4	1				1	6	6			1						
	631	5	5						6	6									
	652	3	3						3	3								8.500	
	663																		
	688	2																	
	699	17	7	7		3	17	6	1	14	14	1	6	7	3.400	6	5.000		
	705	8	3	5			8	8	2	8	8			5	3.460	2			
	712	2	1	1		2	3	2		2	2		2	1					
	723	1																	
	744	1																	
	773	2		1			3			3	3							1	
	776	2																	
	777	2																	
	789	4	4				4			4	4							6.250	
	799	2																	
	800	2																	
	827	6	2	2		2	6	4	3	4	4		1	1				1	
	838	3	3				3			3	3								
	844	3		1			3			3	3								
	899	2																	
	909	2																	
	1000	1				2	3	2	1	1	1							1	
	101	1																	
	102	4	3		1		4			4	4							2	
	103	2				1	2			2	2		5	1	3.946	5		7.400	
104	1					1			1	1				3.209	3		7.666		
104	1					1			1	1				3.100	6		6.000		
105	1					1			1	1				3.311	3		9.666		
106	1					1			1	1				4.925	3		6.500		
107	1					1			1	1				4.071	4		4.250		
110	2					2			2	2									
196	12	7	5			10			12	12			4	4.500	5		8.600		
	10	1			2	8			8	8			1		6		10.000		
	5	3	2			5			5	5			1		3		11.000		
	4																		
	7								8	8								4	
	8	18	7	1			8			8	8			1				13.000	
	9	18	9				18			18	17					17		10.735	
	10	8	6	2			10			10	10			2				12.857	
	11	4	4				4			4	4							5	
	12	8	6	1		1	8			4	4			2				15.500	
										7	7			2				4	
																			13.500
										4	4								11.250
	13	4	1	3			4			4	4			3	6.500				
	14	10	7	3			10			10	10			3	4.000	6		8.333	
	15	10	7	3			10			10	10			3	4.000	4		11.250	
	16	20	18	2			20	2		20	20			2		16		11.031	
	17	20	12	7		1	18	4	1	20	19			5	4.880	9		7.677	
	18	10	8	2			10	1		10	9			1		6		8.500	
	19	32	22	9		1	30	4	1	31	31		1	7	4.142	13		7.230	
	20	13	11	2			13			13	13			2				9	
	21	17	11	6			17		2	17	17			5	3.800	7		7.777	
	22	2																	8.571
	23	2																	
	25	4								3	3		1	3	21.66				
	26	4								2	2			2					
	27	1																	
	28	3								3	3								3
	30	1																	11.666
	31	5	3	2			5		1	5	5			2					2
	32	4	3				4			4	4			1					8
	33	1																	
	37	3					3			3	3								3
	38	3					3			1	1								1
	40	8	6	2		2	8			8	8			2					6
	41	2																	
	42	2																	
	43	4	2	2			4			4	4			2					2
	44	3					3			3	3								3
	45	2																	
	46	7					7			7	6								7
51	6	5	1			6			6	6			1					3	
52	8	7	1			8			8	7			1					5	
53	8	4	2			8		2	6	6			2					4	
54	6					6			4	4								3	
61	17	12	4			16			16	16			4	25.25	12			18	
62	5	4	1			5			5	5								2	
67	4	3	1			4			4	4			1					3	
68	1																		
69	2																		
71	2																		

¹For renter - occupied dwelling units and vacant nonseasonal not dilapidated units, for rent.
²For owner - occupied dwelling units and vacant nonseasonal not dilapidated units, for sale only.

Table 3.—CHARACTERISTICS OF HOUSING FOR CENSUS TRACTS, BY BLOCKS: 1950—Con.

Census tract	Block	All dwelling units by occupancy and tenure					All dwelling units by condition and plumbing facilities			Occupied dwelling units			Contract monthly rent ¹		Value ² of one-dwelling-unit structures	
		Total	Owner occupied	Renter occupied	Vacant non-seasonal not dilap., for rent or sale	Other vacant and non-resident	Number reporting	No private bath or dilap.	No running water or dilap.	Total	Persons per room		Number reporting	Average monthly rent (dollars)	Number reporting	Average value (dollars)
											Number reporting	1.51 or more				
196	74	1														
	75	20	18	2		20			20	20		1		15	10.600	
	76	3	3			3			3	3				2		
	78	9	8	1		9			9	9		1		7	10.000	
	80	10	8	2		10			10	10		2		7	8.642	
	81	4	4			4			4	4				4	9.500	
	82	4	3	1		4			4	4				2		
	83	17	12	1		4	14	3	13	13		3	31.66	9	6.222	
	85	3	3				3		3	3				2		
	87	5	5				5		5	5				5	7.700	
	89	4	2	2			4		4	4			2		2	
	90	1														
	94	3	3				3		3	3					3	7.033
	95	5	3	1		1	5		4	4		1		3	14.000	
	97	1														
	102	6	2	3		1	6	1	1	5	5		3	38.33	2	
	103	3	3				3			3	3				2	
	105	1														
	106	2														
	107	10	5	4		1	10	2	1	9	9		4	42.75	5	10.400
	108	5	3	1		1	5			4	4		1		1	
	114	6	6				6			6	6				6	8.000
	115	4	3	1			4			4	4		1		2	
	118	7	5	2			7			7	7		2		5	8.600
	119	14	6	3		5	9	1		9	9		3	28.33	5	6.600
	121	2														
	122	1														
	127	1														
	133	2														
	134	7	4			3	7	1		4	4				4	10.550
	135	1														
	137	1														
	141	3	2	1			3			3	3		1		2	
	142	1														
	143	3	1	1		1	3	1		2	2		1		1	
	147	1														
	148	5	3	1		1	5			4	4		1		3	11.000
	149	2														
	150	19	4	3		12	9	2		7	7		2		3	6.333
	151	11	5	1		5	11	5		6	6		1		4	10.250
	152	26	5	10		11	21	9	3	15	15		9	30.88	3	6.000
	155	7	1	1									1		1	
	156	1														
	157	1														
	160	1														
	161	1														
	162	1														
	163	42	5	1			6			6	5				4	14.000
164	28	17	2		5	19			19	19				1		
166	7	1	1		3	5	2		2	2		1		5	6.600	
166	8	1			7	1			1	1		1				
168	10		1		9	1	1		1	1		1				
169	1															
170	1															
171	4	1	3			4	1	1	4	4		3	41.66	1		
197	1	15	10	3	2	14	1		13	12		3	48.33	6	10.666	
	2	5	4			5			5	5		1		3	12.166	
	3	15	12	1		15	2		15	15		3	63.33	9	10.388	
	4	11	6	3		11	2		11	11		1		1		
	5	6	3	3		6			6	6				4	11.875	
	6	13	5	5		13			13	13		5		5	9.700	
	7	11	10	1		11	1		11	11				9	10.888	
	8	10	9	1		10			10	10		1		8	11.812	
	9	11	11			11			11	11				9	11.266	
	10	6	5	1		6			6	6		1		4	9.875	
	11	9	8	1		9			9	9		1		7	10.500	
	12	10	8	2		10			10	10		2		7	11.714	
	13	17	16	1		17			17	17				16	11.281	
	14	10	9	1		10			10	10		1		8	10.687	
	15	13	13			13			13	13				13	10.730	
	16	9	8	1		9	1	2	1	9	9		1	5	12.000	
	17	10	9	1		10			10	10				9	10.666	
	18	13	11	2		12			12	12				9	10.566	
	19	13	9	4		13	4		13	13				8	11.250	
	20	22	19	3		22	1	1	22	22		3	60.33	14	9.964	
	21	12	10	2		12			12	12				9	11.666	
	22	9	7	2		9	2		9	9		2		5	11.500	
	23	9	6	3		9			9	9				1		
	24	15	14	1		15			15	15					13	10.000
	25	12	11	1		12	1		12	12				10	10.150	
	26	13	10	3		13	1	1	13	13				9	11.277	
27	6	6			6			6	6					6	10.833	
28	6	6			6			6	6					6	10.500	
29	9	8	1		9			9	9			1		8	10.875	
30	19	18	1		19			19	19		1		18	10.750		
31	19	13	6		19		3	19	19		1		5	53.60	12	11.291

¹For renter - occupied dwelling units and vacant nonseasonal not dilapidated units, for rent.
²For owner - occupied dwelling units and vacant nonseasonal not dilapidated units, for sale only.

HOUSING—BLOCK STATISTICS

Table 3.—CHARACTERISTICS OF HOUSING FOR CENSUS TRACTS, BY BLOCKS, 1950—Con.

Census tract	Block	All dwelling units by occupancy and tenure					All dwelling units by condition and plumbing facilities			Occupied dwelling units			Contract monthly rent ¹		Value ² of one-dwelling-unit structures		
		Total	Owner occupied	Renter occupied	Vacant non-seasonal not dilap., for rent or sale	Other vacant and non-resident	Number reporting	No private bath or dilap.	No running water or dilap.	Total	Persons per room		Number reporting	Average monthly rent (dollars)	Number reporting	Average value (dollars)	
											Number reporting	1.51 or more					Occupied by non-white
197	32	22	18	4					22	22							
	33	17	12	4	1				16	16			4	5 6.00	15	10 400	
	34	64	49	13	1	1			62	62		13	5 5.00	8	12 812		
	35	21	17	4			1		20	21		4	52.61	31	10 790		
	36	17	15	2					17	17		2	43.25	10	11 200		
	37	14	10	4					14	13		3	4 8.66	6	12 166		
	39	37	29	7	1				37	36		7	42.85	24	12 000		
	43	5	2	3					5	5		3	35.00		9 941		
	201	1	55	38	16		1			54	54			15	4 3.06	28	9 042
		2	65	37	28			1	1	65	64			27	43.00	23	9 065
		3	39	24	15					39	38		13	43.46	13	9 576	
		4	17	10	7					17	17		7	39.71	7	9 428	
		5	1														
		6	28	16	12					28	28		11	53.45	8	10 812	
8		9	2	2					9	9		7	35.71	2			
9		20	16	4				1	20	20		4	57.50	9	12 222		
10		21	14	7					21	21		6	47.50	5	10 800		
11		13	11	2					13	13		2		8	11 937		
12		18	11	7					17	17		6	50.16	4	10 750		
13		9	9						9	9				9	11 166		
14		6	5	1					6	6		1		5	12 200		
15		12	9	3					12	12		3	45.00	7	10 857		
16		7	5	2					7	7		2		5	10 200		
17		14	9	5					14	14		5	47.20	5	9 900		
18		11	9	2					11	10		2		8	10 937		
19		8	5	3			1		7	7		2		4	12 500		
20		6	5	1					6	6		1		4	10 250		
21		12	6	6					12	12		6	48.00	3	8 266		
22		22	14	8					22	22		8	37.62	9	10 833		
23		24	15	9					24	24		9	52.66	9	12 500		
24		14	6	8				1	14	14		8	45.00	1			
25		7	7						7	7		7		7	11 071		
26		17	7	10					17	17		9	51.00	3	8 500		
27		7	3	4					7	7		3	55.66	1			
28		29	17	11			1		29	28		11	47.81	9	14 444		
29		30	20	10				4	30	30		10	52.00	14	11 357		
30		5	5						5	5		5		5	11 300		
32		30	18	11	1				29	29		11	40.54	14	9 878		
33		18	11	7					18	18		7	44.14	6	11 666		
34		14	9	5					14	14		5	50.00	7	10 257		
36		11	8	3					11	11		3	58.66	5	11 400		
37		19	13	5	1				18	17		6	60.66	10	13 350		
207		1	48	13	35				48	48	2	6	33	29.36	6	8 166	
		2	17	8	9				17	17	1	1	8	35.12	4	7 000	
		3	36	8	28				36	36	2	2	27	49.07	6	9 916	
	4	24	18	6				24	24		5	45.00	15	11 366			
	5	22	25	4				22	24	4	4	43	30.09	10	8 450		
	6	53	21	31				53	52	1	1	30	37.43	7	9 928		
	7	24	15	9		1		24	24	1	1	9	52.77	9	9 188		
	8	40	30	9			1		39	38	2	1	45.87	21	8 761		
	9	18	10	8					18	17		6	39.66	7	9 000		
	10	67	33	33		1			66	66	2	30	41.30	18	6 916		
	11	53	26	26		1			52	52		26	47.38	20	8 480		
	208	1	1														
		6	11														
		8	3							3	3					3	7 333
10		3							3	3					2		
11		5	1	2		2			3	3	1			2	1		
12		1															
13		1															
14		1															
15		12	7	4		1			11	10		3	23.00	4	4 125		
16		13	9	4					13	13		4	34.75	9	6 777		
17		6	2	4					6	6		4	21.25				
18		6	2	4					6	6		3	33.33	2			
19		6	2	4					6	6							
20		6	5	1					6	6		1		4	6 500		
21		6	2	4					6	6		2		3	4 833		
22		6	2	4		1			5	5		1		2			
23		6	2	4					6	6		2		2			
24	6	2	4					6	6		2		2				
25	6	2	4				1	6	6		4	25.00					
27	7	1	5					7	7		4	35.75	2				
28	1																
36	1																
47	2																
51	1																
55	2																
56	2																
72	1																

¹For renter - occupied dwelling units and vacant nonseasonal not dilapidated units, for rent.
²For owner - occupied dwelling units and vacant nonseasonal not dilapidated units, for sale only.

Table 3.—CHARACTERISTICS OF HOUSING FOR CENSUS TRACTS, BY BLOCKS: 1950—Con.

Census tract	Block	All dwelling units by occupancy and tenure				All dwelling units by condition and plumbing facilities			Occupied dwelling units			Contract monthly rent ¹		Value ² of one-dwelling-unit structures			
		Total	Owner occupied	Renter occupied	Vacant non-seasonal not dilap., for rent or sale	Other vacant and non-resident	Number reporting	No private bath or dilap.	No running water or dilap.	Total	Persons per room Number reporting	1.51 or more	Occupied by non-white	Number reporting	Average monthly rent (dollars)	Number reporting	Average value (dollars)
208	73	1															
	78	2															
	94	15	3	12					15	15	1		12	24.58	3	6000	
	104	1															
	107	1															
	108	2															
	111	1															
	112	1															
	114	1															
	126	2															
	130	1															
	131	1															
	136	1															
	137	1															
	138	2															
	140	1															
	146	1															
	150	7	3			4		3	3	3					2		
	151	3	2			1		3	1	1					2		
	155	1															
	156	5	4	1				5	5	5			1		3	7.333	
	157	6	5	1				6	6	6			1		4	7.500	
	160	1															
	162	1															
	163	2															
	168	23	12	9		2	2	11	9	21	21	1	10	8	27.87	7	39.57
	170	1															
	173	1															
	179	4	2	2				4		4			2		1		
	182	2															
	183	1															
	190	1															
	196	4	4					3		4					4		9.375
	197	1															
	199	2															
	200	3	3					3		3					3		7.333
	201	5	5					5	1	5	5	1			5		7.700
	202	1															
	223	5	4			1		5	2	4	4				4		5.500
	225	2															
	226	8	5	3				8		8			3	39.00	4		10.250
	227	8	7			1		8		7					7		9.785
	228	2															
	229	2															
	232	2															
	233	2															
	234	7	6			1		7		6					6		7.450
	236	5	5					5		5					5		8.200
	237	7	7					7		7					7		5.357
	238	1															
	239	11	9	2				11	1	11	11		2		8		10.500
	240	5	5					5		5					5		12.500
	243	4	3	1				4		4			1		2		
	253	1															
	264	2															
	265	3	3					3		3	3				3		8.333
	266	2															
	268	5	4			1		5	2	4	4				4		5.750
	269	1															
	270	7	5	1		1		6	1	6	6		1		4		10.000
	271	6	6					6		6	6				6		9.000
	273	5	3	1	1			5		4	4		2		3		6.000
	274	6	4	1		1		6		5	5		1		4		8.250
	275	2															
	276	1															
	277	3	3					3	1	3	3				3		6.733
	278	4	3			1		4		3	3				3		12.333
	279	3	3					3	1	3	3				3		6.166
	290	3	3					3		3	3				3		11.000
	291	2															
	292	5	2	1		2		5		3	3				2		
	295	1															
	297	2															
	298	1															
	302	7	5	2				7	2	7	7		2		4		7.750
	303	9	6	3				9	1	9	9		2		5		7.000
	304	13	8		1	1		13	1	11	11		2		8		6.125
	305	1															
	306	12	11			1		12	1	11	11				11		7.227
	307	1															
	308	2															
	310	5	4	1				5		5	5		1		4		9.500
	311	4	4					4		4	4				4		7.125
	312	5	4	1				5	1	5	5		1		3		11.333
	315	1															
	316	1															
	319	5	2	2		1		5		4	4		1				

¹For renter-occupied dwelling units and vacant nonseasonal not dilapidated units, for rent.
²For owner-occupied dwelling units and vacant nonseasonal not dilapidated units, for sale only.

HOUSING—BLOCK STATISTICS

Table 3.—CHARACTERISTICS OF HOUSING FOR CENSUS TRACTS, BY BLOCKS: 1950—Con.

Census tract	Block	All dwelling units by occupancy and tenure					All dwelling units by condition and plumbing facilities			Occupied dwelling units			Contract monthly rent ¹		Value ² of one-dwelling-unit structures	
		Total	Owner occupied	Renter occupied	Vacant non-seasonal not dilap. for rent or sale	Other vacant and non-resident	Number reporting	No private bath or dilap.	No running water or dilap.	Total	Persons per room		Number reporting	Average monthly rent (dollars)	Number reporting	Average value (dollars)
											Number reporting	1.51 or more				
208	320	7	5			2	7			5	5				5	11,800
	321	1														
	322	1														
	323	17	15	2			17	1		17	17			2	13	12,346
	324	3	3				3			3	3				3	16,666
	325	5	3	1		1	5			4	4			1	3	10,000
	326	1														
	328	2														
	329	2														
	330	6	4	1		1	6			5	5			1	4	8,500
	332	1														
	333	8	5	3			8			8	8			3	4	9,000
	334	26	23	3			26			26	26		31.66	3	20	9,000
	335	5	4	1			5	1	1	5	5		54.33	1	4	12,000
	340	1														
	341	1														
	343	5	5				5	1		5	5				4	7,000
	344	4	4				4			4	4				4	7,500
	345	3	1	2			3			3	3			2	1	
	346	1														
	347	1														
	348	1														
	352	1														
	353	5	5				5			5	5				5	9,860
	354	2														
	355	15	7	6	1	1	15			13	13	1	35.83	6	7	12,714
	356	1														
	357	9	9				9			9	9				9	13,111
	358	1														
	209	1	18	3	15		17	3		18	17	4	5	14	2	27.00
		2	29	8			27	7	2	29	26	1	2	20	3	45.10
		3	34	19	14	1	30	1		33	31	1		14	5	32.35
		4	43	19	24		42	1		43	43			24	10	38.66
		5	64	29	35		62	1		64	60	1		28	13	39.57
6		24	8	16		23	4	1	24	24	2		16	6	40.37	
7		28	11	17		27	1		28	25	4	4	15	6	29.06	
8		56	14	42		56	13	1	56	56	3	14	38	6	27.84	
9		12	6	6		12	1		12	12	1		6	3	40.00	
10		41	11	30		40	14	2	41	41	1	9	30	6	26.36	
11		22	3	19		21	4		22	22	1	1	19	2	44.00	
12		30	4	26		30	4	2	30	30			24	2	37.91	
13		38	5	31	2	37	6		36	36	2	3	32	2	36.96	
14		9	3	6		9			9	9			4	2	31.50	
15		33	4	27	2	32	12		31	31	1	1	27	2	36.11	
16		17	5	12		16	2		17	17	2	1	11	3	41.90	
211	1	1														
	2	38	9	29		37	16		38	36	2		28	5	37.03	
	3	30	12	18		30	7	1	30	30	1	1	16	4	52.50	
	4	29	4	24		28	11		28	27	6		22	1	43.31	
	5	13	6	7		13	2		13	13			7	5	31.14	
	6	31	15	16		30	6		31	30	2		15	7	41.86	
	7	54	17	37		54	13		54	54	2	14	35	8	30.65	
	8	63	13	48	1	60	7	3	61	59	4	5	45	4	32.02	
	9	29	13	15		29			28	28			15	2	43.53	
	10	23	8	15		23	8	6	23	23			15	1	36.53	
	11	47	24	22		46	11	1	46	46	2		20	12	40.20	
	12	40	16	24		39	2		40	40			24	2	36.00	
	13	47	20	26	1	46	5		46	46			24	3	36.16	
	14	29	16	12		28			28	27			12	5	42.08	
	15	43	18	25		43	1		43	43	2		25	8	49.24	
	16	15	5	8		15	1	1	13	13		1	8	2	74.37	
	17	17	7	10		17	3		17	17	1		10	5	39.50	
18	15	7	8		15	2		15	15	1		8	1	56.75		
213	1	11	5			11	1		11	11			5	4	7.000	
	2	50	27	23		47			50	48			22	11	81.54	
	3	20	9	11		19			20	20			29	6	9.000	
	4	104	72	32		104	3		104	104			29	56	11.125	
	5	102	70	31		101	7	1	101	101			30	51	10.686	
	6	59	38	21		59	2		59	59			21	23	7.847	
215	1	48	21	27		47	2	1	48	48			26	12	8866	
	2	28	16	12		28			28	28			10	10	12,950	
	3	35	18	16	1	34	3		34	34	3		16	14	14,142	
	4	24	14	9		23			23	23			9	11	17,545	
	5	57	23	34		57	5		57	56	1		34	6	11,500	
	6	42	25	17		42	5		42	41	1		16	13	9,500	
	7	38	22	14	1	38	2	1	36	36			15	16	9,250	
	8	42	27	14		42	2		41	41			14	16	10,937	
	9	36	26	10		36	2		36	36			8	20	10,400	
	10	26	11	13	1	26	2	1	24	23			12	5	5,360	

¹For renter-occupied dwelling units and vacant nonseasonal not dilapidated units, for rent.
²For owner-occupied dwelling units and vacant nonseasonal not dilapidated units, for sale only.

Table 3.—CHARACTERISTICS OF HOUSING FOR CENSUS TRACTS, BY BLOCKS: 1950—Con.

Census tract	Block	All dwelling units by occupancy and tenure					All dwelling units by condition and plumbing facilities			Occupied dwelling units			Contract monthly rent ¹		Value ² of one-dwelling-unit structures		
		Total	Owner occupied	Renter occupied	Vacant non-seasonal not dilap., for rent or sale	Other vacant and non-resident	Number reporting	No private bath or dilap.	No running water or dilap.	Total	Persons per room		Occupied by non-white	Number reporting	Average monthly rent (dollars)	Number reporting	Average value (dollars)
											Number reporting	1.51 or more					
215	11	53	29	23		53	2	1	52	51	1		23	367.3	13	7,753	
	12	45	32	13		45	7		45	45	2		11	390.0	24	8,937	
	13	52	30	22		52			52	51	1		22	465.0	17	9,470	
	14	23	14	9		23			23	23			6	337.5	11	14,418	
	15	38	20	18		38	1	1	38	38	1		17	351.1	8	8,125	
	16	22	14	8		22			22	22			8	353.7	10	7,350	
217	1	13	6	7		12			13	13			7	451.4	3	33,333	
	2	5				5			5	5					5	11,600	
	3	11	9	2		11			11	11			2		9	18,444	
	4	38	23	14	1	38			37	36			2	415.3	10	10,350	
	5	47	24	23		47	2		47	47	1		18	452.1	12	12,625	
	6	50	31	19		50			50	50			18	402.4	8	9,500	
	7	15	8	8		16			16	16	1		8	308.7	4	8,500	
	8	37	19	10	1	37		1	37	37			10	308.6	5	10,650	
	9	31	11	20	1	31		1	31	31	1		20	325.5	10	6,720	
	10	58	34	22	1	58		3	56	56	2		23	357.3	23	3,878	
	11	2															
12	51	27	24		51	5	1	51	50	1		24	348.7	15	3,446		
219	1	2				2			2	2			17	272.3	5	5,300	
	2	6	14	18		31	12		32	32			19	286.3	5	9,800	
	3	24	10	14		24	6	6	24	23			14	329.2	5	5,800	
	4	1				1			1	1							
	5	35	12	22		35	4	1	34	33			22	247.2	2		
	6	18	7	11		18			18	18	1		11	315.4			
	7	37	18	19		37	2	2	37	36			19	328.9			
	8	30	22	8		30			30	30			8	345.7	13	8,750	
	9	41	16	25		41	5	4	41	41			24	393.7	4	9,500	
	10																
	11																
	12	8		8		8	1	1	8	8			8	277.5			
	223	1	1		5		7	3	1	7	7	1		5	36.00	2	
2		2	2			2			2	2			3	273.3	4	6,900	
3		9	6	3		9	1		9	9	1		15	414.0	16	7,406	
4		19	26	15		19			19	19			11	381.8	2		
5		44	28	16		42			42	42			12	516.8	22	7,727	
6		44	32	16		48	3		48	45			18	406.6	6	7,833	
7		48	18	18		30	4		30	30			1	311.6	7	7,571	
8		30	12	7		18			19	18	2		6	311.6	7	7,571	
9		20	12	7	1	18		1	19	18			6	311.6	7	7,571	
10		2				2			2	2			2	29.00	2		
11		56	37	16		53	5	2	53	52	1		16	405.6	25	6,180	
12		33	30	22		33			33	33			21	357.1	16	8,468	
13		52	33	19		52		6	52	52			18	300.0	28	9,096	
14		43	30	18		47		3	48	48	1		18	360.0	16	7,500	
15		1				1			1	1							
16		21	10	10		21	2	2	20	20			9	29.00	2		
17		21	13	8	1	21	4	2	21	21	1		8	305.0	9	8,277	
18		51	29	31		51		1	60	59			31	359.6	10	8,950	
19		36	15	20	1	36		4	35	35			20	345.5	10	6,850	
20		26	9	15		26	5	5	24	24	2		14	296.4	6	7,750	
21	9	3	6		9			9	9			6	333.3				
22	2				2			2	2								
226	1	2				4			5	5			3	20.00	1		
	2	8	2	3		5	2		6	6			2		3	5,666	
	3	6	3	3		2	1		3	3			1				
	4	3		4		7		1	6	5	1		5	24.00	2		
	5	8	2	3		8			8	8			15	193.3	21	4,952	
	6	47	26	16		31	11	5	42	41	5	16	12	193.3	21	4,952	
	7	2				2			2	2							
	8	71	47	22		55	10		69	68	1	18	19	229.4	40	6,162	
	9	2				2			2	2							
	10	2				2			2	2							
	11	9	7	2		9	1		9	9			1		6	7,833	
	12	14	10	4		13	5	3	14	14			4	187.5	9	5,833	
	13	4		2		4			4	4			1				
	14	32	15	17		25	11	1	32	30	1		13	266.1	8	5,212	
	15	9	6	3		9	1		9	9			3	143.3	3	6,500	
	16	59	41	18		56	12	2	59	59	1		16	271.2	28	8,410	
	17	2				2			2	2							
	18	1				1			1	1							
	19	5	4	1		5			5	5	1		1		3	9,333	
	20	6	6			6			6	6			1		6	8,750	
21	2				2			2	2								
22	1				1			1	1								
23	1				1			1	1								
24	5	4	1		5			5	5	1		1		3	9,333		
25	6	6			6			6	6			1		6	8,750		
26	1				1			1	1								
27	6	6			6			6	6	1		20	208.0	6	8,416		
28	32	10	22		32	20	1	32	32	1		20	208.0	3	8,666		
29	10	7	2		10	1	1	9	9			1		5	7,600		
30	3	3	2		3			3	3			2		1			
31	9	8	2		9	2		9	9			2		9	7,811		
32	1				1			1	1								

¹For renter-occupied dwelling units and vacant non-seasonal not dilapidated units, for rent.²For owner-occupied dwelling units and vacant non-seasonal not dilapidated units, for sale only.

HOUSING—BLOCK STATISTICS

Table 3.—CHARACTERISTICS OF HOUSING FOR CENSUS TRACTS, BY BLOCKS: 1950—Con.

Census tract	Block	All dwelling units by occupancy and tenure					All dwelling units by condition and plumbing facilities			Occupied dwelling units			Contract monthly rent ¹		Value ² of one-dwelling-unit structures			
		Total	Owner occupied	Renter occupied	Vacant non-seasonal not dilap., for rent or sale	Other vacant and non-resident	Number reporting	No private bath or dilap.	No running water or dilap.	Total	Persons per room		Occupied by non-white	Number reporting	Average monthly rent (dollars)	Number reporting	Average value (dollars)	
											Number reporting	1.51 or more						
226	108	2																
	110	1																
	112	1																
	113	2																
	125	1																
	126	3	2		1				3		3							
	127	10	4		6				10	1	10			1	5	3	7,166	
	128	4	4						4		4					3	14,000	
	130	5	3		2				5		5			2	2	3	14,500	
	132	8	7		1				8		8			1	1	6	8,500	
	133	8	3		5				8		8							
	134	11	3		8				11	1	11			5	5	1		
	135	4	1		3				4		4			7	3	3	3,280	
	136	4	4						4		4			3	3	1		
	141	1							1		1					4	8,650	
	142	13	12		1				13		13			1	1	10	5,940	
	147	1	4						5		5							
	148	11	11						11		11			3	3	10	7,500	
	152	3	2		1				3		3					10	7,500	
	153	2							2		2							
	154	6	1		5				6		6		1	5	5	1	4,720	
	156	3	3						3		3			2	2	1		
	157	2							2		2							
	158	11	8		3				11		11			3	3	7	6,900	
	159	15	6		9				15	1	15			8	8	4	7,750	
	160	1							1		1					7		
	162	1							1		1					4		
	163	3	3						3	1	3					3	3,400	
	164	1							1		1							
	165	2							2		2							
	166	2							2		2							
	167	1							1		1							
	168	4	4						4		4					4	6,500	
	169	1							1		1							
	172	4	4						4		4					4	8,650	
	174	4	2		2				4		4					4	2	7,800
	175	13	10		3				13	1	13			2	2	5	7,800	
	176	4	3		1				4		4			1	1	7	8,357	
	177	8	7		1				8		8			1	1	3	8,666	
	178	5	4		1				5		5			1	1	3	8,666	
	179	17	13		4				17		17	1		3	3	10	8,750	
	180	5	4		1				5		5			1	1	3	7,000	
	182	1							1		1							
	183	1							1		1							
	184	6	4		2				6		6			1	1	1		
	185	3	1		2				3		3					1		
	188	4	4						4		4			2	2	4	6,250	
	231	1	27	14	12		1		27		27							
		2	42	12	29	1	1		42	1	42				10	3,380	8	6,425
		3	23	9	13		1		23	4	23			2	2	1	1	2,982
		5	97	44	48	1	4		95	14	3			2	2	6	6	6,050
		6	40	15	25				40	2	2			2	2	21	21	7,857
		7	3		3				3		3				2	2	6	6,583
		8	55	30	24		1		54	1	1			1	1	16	16	9,312
		9	28	17	11				28	1	1				9	9	9	5,388
		10	37	7	29		1		36	2	2				2	2	3	6,000
		11	12	5	7				12		12				1	1	2	3,500
12		11	5	6				11		11				6	6	2	2,700	
13		13		5				13	2	2				4	4	4	8,925	
14		18	11	7				16	2	2				7	7	7	7,071	
15		32	18	13		1		32	5	5				13	13	7	6,857	
16		20	8	12				19	2	2				12	12	4	6,250	
17		20	11	9				20	2	2				9	9	4	6,375	
18		46	28	18				46	4	4				1	1	18	6,722	
19		49	28	20		1		48	2	2				2	2	18	6,647	
20		2						2		2								
21		13	6	7				13		13				5	5	5	7,200	
22		12	6	5				11		11						2		
23		4	2	2		1		4	1	1				5	5	1		
24		7	5	2				7		7				2	2	3	8,333	
25		8	4	4				8		8				4	4	3	6,500	
26		5	3	2				5		5				2	2	1		
27		12	9	3				12		12				3	3	8	6,612	
28		14	10	4				14		14				4	4	7	8,500	
29		20	13	6		1		19		19				6	6	11	7,500	
30	23	14	9				23		23				9	9	9	8,888		
31	7	6	1				7	1	1				1	1	4	7,125		
32	1						1		1									
33	1						1		1									
34	2						2		2									
236	1	18	7	11			16		18							7	10,714	
	6	8	7	1			8	1	8						6	6	9,666	

¹For renter - occupied dwelling units and vacant nonseasonal not dilapidated units, for rent.²For owner - occupied dwelling units and vacant nonseasonal not dilapidated units, for sale only.

Table 3.—CHARACTERISTICS OF HOUSING FOR CENSUS TRACTS, BY BLOCKS: 1950—Con.

Census tract	Block	All dwelling units by occupancy and tenure					All dwelling units by condition and plumbing facilities			Occupied dwelling units			Contract monthly rent ¹		Value ² of one-dwelling-unit structures	
		Total	Owner occupied	Renter occupied	Vacant non-seasonal not dilap., for rent or sale	Other vacant and non-resident	Number reporting	No private bath or dilap.	No running water or dilap.	Total	Persons per room		Number reporting	Average monthly rent (dollars)	Number reporting	Average value (dollars)
											Number reporting	1.51 or more				
236	7	17	12	5		2	17		17	17		4	50.00	11	6,772	
	8	7	4	1			7	1	5	5		1		4	14,000	
	13	12	8	4			12	1	12	12		4	50.00	6	10,500	
	14	1														
	25	2														
	38	1														
	43	1														
	46	4	4				3		4	4					4	11,625
	47	1														
	48	1														
	49	2														
	54	3	1	2			3		3	3		1				
57	1															
62	2															
239	1	22	7	15		22	8		22	22		15	20.40			
	2	2														
	4	8	5	3		8			8	8		3	31.66	2		
	5	32	20	11		1	31		31	31	1	11	35.54	14	5,928	
	6	12	8	4			12	2	12	12		4	33.50	6	9,250	
	7	17	8	9			17	1	17	17	1	9	30.44	6	7,633	
	8	13	8	5			13		13	13		5	47.00	3	8,666	
	9	1														
	11	20	8	11		1	20		19	19		11	33.81	2		
	12	20	10	9		1	20		19	19		9	37.33	3	4,966	
	13	11	8	3			11		11	11		3	38.66	5	9,900	
	14	15	5	10			15	2	15	15		10	56.90	4	9,750	
	16	2														
	17	2														
	18	4	2	2			4		4	4	1	2		1		
	19	6	5	1			6	2	6	6		1		3	6,833	
	20	13	8	5			13		13	13		4	44.50	6	7,666	
	21	8	6	2			8		8	8		2		5	12,700	
	22	9	7	2			9		9	9		2		5	8,400	
	23	12	8	4			12		12	12		4	50.50	6	7,083	
	24	5	2	3			5		5	5	2	3	38.33	1		
	244	2	4	3	1		4			4	4		1		2	
		3	10	6	4		10	2		10	10		3	33.33	2	
		4	3	2	1		3			3	3	1	1		1	
5		1														
9		1														
10		9	6	3			9		9	9		3	60.00	4	9,000	
11		9	9				9		9	9		9		9	8,111	
12		9	8	1			9	1	9	9		7		9	9,214	
14		4	2			2	2		2	2		2		2		
15		6	2				6		6	6		6		2	6,833	
16		7	6	1			7		7	7		1		5	5,840	
17		12	9	3			12	2	12	12		2		7	10,071	
18		6	5	1			6		6	6		5		7	9,500	
19		13	10	3			13	3	13	13		2		9	6,900	
20		8	8				8		8	8		8		8	8,287	
21		7	4	3			7		7	7		2		4	8,875	
22		10	9	1			10	2	10	10	1	2		9	9,388	
23		8	6	2		1	8		7	7		1		5	11,000	
24		9	6	3			9		9	9		3	45.33	4	8,750	
25		21	13	7		1	17	3	1	20	18		5	43.20	12	7,250
26		14	4	10			11	1		14	12		9	31.77	3	10,333
27		4	3	1			4			3	3		2			
28		3	2	1			3			3	3	1		1		
29		11	5	6		1	11		9	11	9	1		4		
30		13	10	3		1	13	4	1	13	13	1		3	21.75	
31		22	11	10		1	22	1		21	21	3	60.00	8	8,187	
32		12	9	3		1	12			12	12	9	29.77	9	8,000	
33		14	10	3		1	13			13	13	3	31.00	9	8,833	
34		10	8	2		1	10	1	1	10	10	2		9	7,388	
35		12	9	3			12	3		12	12	2		6	7,000	
36		7	7				7			7	7				7	9,928
40		3	2	1			3	2		3	3		1		1	
41		5	5				5			5	5				5	7,700
43	2	2				2			2	2				6	6,083	
44	7	6	1			7			7	7						
46	2	1	1			2			3	3		1		1		
47	3	2	1			3	2		3	3		1		6	8,166	
48	10	8	1		1	10	1		9	9	1		6	9,916		
51	8	5	2		1	8			7	7		2		6	5,700	
52	5	5				5			5	5				5		
53	6	5	1			6			6	6				6	9,416	
54	6	4	1			5			5	5				5	9,500	
55	5	4	1			5			5	5				4	7,250	
56	12	2	10		1	12			11	11		3	21.33	9	6,000	
57	20	16	4		2	18	4	1	18	18		2		16	7,531	
58	18	17	1			18			18	18		1		17	8,470	
59	14	9	5			14	4		14	14		5	18.00	9	5,633	

¹For renter-occupied dwelling units and vacant nonseasonal not dilapidated units, for rent.
²For owner-occupied dwelling units and vacant nonseasonal not dilapidated units, for sale only.

HOUSING—BLOCK STATISTICS

Table 3.—CHARACTERISTICS OF HOUSING FOR CENSUS TRACTS, BY BLOCKS: 1950—Con.

Census tract	Block	All dwelling units by occupancy and tenure					All dwelling units by condition and plumbing facilities			Occupied dwelling units			Contract monthly rent ¹		Value ² of one-dwelling-unit structures		
		Total	Owner occupied	Renter occupied	Vacant non-seasonal not dilap., for rent or sale	Other vacant and non-resident	Number reporting	No private bath or dilap.	No running water or dilap.	Total	Persons per room		Occupied by non-white	Number reporting	Average monthly rent (dollars)	Number reporting	Average value (dollars)
											Number reporting	1.51 or more					
244	60	21	12	9		20			21	21	1		9	41.22	8	7.813	
	61	24	6	18		22	1		24	23	2		17	38.76			
	62	3				3			3	3					2		
	63	3				3			3	3					2		
	64	1				1			1	1					1		
	65	3				3			3	3					1		
	66	20	17	3		20			20	20		1	3	54.00	15	7.093	
	67	3				3			3	3					3	4.333	
	68	3				3			3	3					2		
	69	1				1			1	1					2		
	70	3				3			3	3					4	10.875	
	71	5				5			5	5					1		
	72	4				4			4	4					2		
	73	3				3			3	3					1		
	74	4				4			4	4					3	8.666	
	75	1				1			1	1					1		
	76	1				1			1	1					2		
	77	4				4			4	4					2		
	78	1				1			1	1					2		
	79	4				4			4	4					3		
	80	5				5			5	5					3		
	81	3				3			3	3				40.00	1		
	82	1				1			1	1					3	9.500	
	83	2				2			2	2							
	84	1				1			1	1							
	85	1				1			1	1							
	86	1				1			1	1							
	87	2				2			2	2							
	88	1				1			1	1							
	89	1				1			1	1							
	90	1				1			1	1							
	91	1				1			1	1							
	92	1				1			1	1							
	93	1				1			1	1							
	94	1				1			1	1							
	95	1				1			1	1							
	100	11	5	3	1	2	10	3	2	8	8			3	38.56	5	7.800
	101	21	13	8		2	21	9		21	21	2		8	22.62	11	7.390
	102	29	14	10		5	29	4	1	24	24		10	10	24.00	14	5.607
	103	20	8	5		7	13	3		13	13		5	5	31.60	7	5.428
	104	24	17	5		2	21	1		22	21		5	5	35.80	14	7.642
	107	2				2	2			2	2						
	108	9	6	1		2	8	3	2	7	7				5	6.500	
109	7				5	2		2	2	2		1	2				
111	2				2	2			2	2							
114	1				1	1			1	1							
115	2				2	2			2	2							
116	6	3	2		1	5			5	5					3	22.333	
117	1				1	1			1	1							
118	2				2	2			2	2							
120	2				2	2			2	2							
121	6		1		5	6			1	1							
122	8				8	8			8	8							
123	18	2	1		1.5	3	1		3	3		1	1		1		
124	3				3	3			3	3							
125	3	1	1		1	1			2	1					1		
126	3				3	3			3	3							
127	27	17	4		7	21	6		20	19		1	1	3	7.352		
128	32	12	4		16	16	5		16	16	1		3	23.33	17	4.600	
129	14	5	5		4	14	4		10	10			5	5	6.500		
130	18	9	5		4	16	2		14	14			5	5	6.250		
131	19	7	3		9	14	4		10	10			3	3	6.383		
132	3				3	3			3	3					2		
137	1				1	1			1	1							
139	2				2	2			2	2							
141	1				1	1			1	1							
148	2				2	2			2	2							
149	1				1	1			1	1							
152	12				11	12	9	2	7	7					1		
153	29	13	4	1	21	29	18	2	17	17		5	47.40	2			
154	16	7	2		7	9	3		9	9				6	4.583		
155	4				3	4			1	1							
156	2				2	2			2	2							
157	3	1			2	3			1	1					1		
158	1				1	1			1	1							
159	19		1		18	1			1	1							
245	1	51	27	23	1	51	9		50	50		3	21	35.52	13	6.346	
	2	11	9	2		11			11	11			1	1	7	9.000	
	3	22	9	13		22			22	22			11	33.90	6	8.416	
	4	17	5	12		17	2	1	17	17	3	3	11	38.75	2		
	5	23	8	15		23			23	23			15	45.93	1		
	6	14	8	6		14			14	14			6	33.16	4	11.750	
	7	44	24	20		44			44	44	2	2	20	35.30	6	12.500	
	8	9	3	6		9	1		9	9			6	45.83	1		
	9	32	20	12		32			32	32			12	37.16	1	10.000	
	12	9	5	4		9			9	9	1		4	42.50	3	11.833	
	13	14	7	7		14			14	14			7	47.28	4	9.750	
	14	10	6	4		10			10	10			3	30.00	4	9.625	
	15	12	6	5		12			12	12			5	35.20	4	10.750	
18	21	13	8		21			21	21		1	8	51.50	9	8.222		
247	1	35	26	9		35	2		35	35			8	42.62	18	10.416	
	2	46	37	9		46	1		46	46			8	43.00	32	8.750	
	3	28	10	1		26			26	26	1		16	42.62	4	9.875	
	4	12	8	4		12			12	12			8	42.62	8	10.062	
	5	8	5	3		8			8	8			24	47.12	3	9.909	
	6	8	16	11	1	8	3	2	7	7			11	40.36	12	8.066	
	7	14	22	10		13	2		13	13			10	51.30	16	8.643	

¹For renter—occupied dwelling units and vacant nonseasonal not dilapidated units, for rent.
²For owner—occupied dwelling units and vacant nonseasonal not dilapidated units, for sale only.

Table 3.—CHARACTERISTICS OF HOUSING FOR CENSUS TRACTS, BY BLOCKS: 1950—Con.

Census tract	Block	All dwelling units by occupancy and tenure					All dwelling units by condition and plumbing facilities			Occupied dwelling units			Contract monthly rent ¹		Value ² of one-dwelling-unit structures	
		Total	Owner occupied	Renter occupied	Vacant non-seasonal not dilap., for rent or sale	Other vacant and non-resident	Number reporting	No private bath or dilap.	No running water or dilap.	Total	Persons per room		Number reporting	Average monthly rent (dollars)	Number reporting	Average value (dollars)
											Number reporting	1.51 or more				
247	8	40	29	11		40	1		40	40	1	9	40.00	17	9135	
	9	12	6	6		12	1		12	12	1	6	39.66	8	8875	
	10	24	14	9	1	23		1	23	23	1	12	39.11	1	10333	
	11	32	20	12		32			32	32		12	41.16	12	9250	
	13	17	13	8		16	3	3	16	16		7	56.11	10	9250	
248	1	10	2	6		10	8	3	8	8	1	6	9.16	1		
	2	5	1	4		3	2	2	5	5		4	22.75	1		
	3	14	5	7		13	4	2	12	12	1	6	24.33	1	4433	
	4	7	5	1	1	6			6	6		2		2		
	8	1														
	9	12		11	1	12	4		11	11		11	14.90			
	12	2														
	15	2														
	16	3	3			3			3	3					3	3333
	17	18	10	8		17	2		18	18	1	8	33.37	7	6357	
	18	36	32	4		35	2		36	35		4	32.75	30	7916	
	19	55	29	26		55	1	1	55	55	1	26	31.34	21	7590	
	20	42	24	17		40	9	4	41	39		16	28.82	16	7812	
	21	52	23	27	2	51	4	4	50	49		26	31.26	17	7882	
	22	37	27	10		37	8		37	37		9	33.11	20	7500	
	23	33	19	14		32	2		33	33		12	37.66	14	7535	
	24	39	27	12		39	2		39	39		12	31.83	20	7490	
	25	25	15	10		25	1		25	25		10	40.90	20	8320	
	26	31	20	8		30	1	1	28	27		8	33.87	17	9135	
	27	9	8	1		9			9	9		1		5	6640	
	28	6	5	1		6			6	6	1	1		4	6625	
	29	19	10	6		19			19	19		9	34.77	4	8750	
	30	10	5			10			10	10		6	35.00	4		
	31	5	5			5			5	5				5	7700	
	32	21	21			21			21	21	5	21	19.09	21		
	33	1				1			1	1						
	34	6	5	1		6			6	6		1		4	7250	
251	1	30	17	13		29	2		30	30		13	53.69	13	13346	
	2	12	8	4		10	4		12	12		3	71.66	5	15400	
	3	10	8	2		10			10	10		2		7	14571	
	4	4	3	1		4			4	4		1		2		
	5	7	2	5		7	2		7	7		5	39.60	2		
	6	4	3	1		4	1	1	5	5		20	40.40	26	12176	
	7	5	2	1	1	5			4	4		17	54.82	25	15600	
	8	7	7			7			7	7				7	16000	
	9	1														
	13	2														
	16	1	5			5			5	4		1		2		
	17	8	8	4	1	8			8	8					2	13833
	20	6	5	2	1	6			6	6		2		11	15363	
	21	14	11	2	1	14			13	13		2		4	12750	
	22	5	2	3	4	4			2	2				4	12750	
	23	48	8	36		48			44	44	1	36	58.13	10	9600	
	24	12	11	1		11			12	10		1		11	11800	
	25	15	15			15			15	12				15	11266	
	26	15	15			14			15	10				12	9500	
	27	23	23		1	23			22	21	1	1		22	11495	
	28	7	7			7			7	6				7	11428	
	29	3	1	2		3			3	1		2				
	32	4	3	1		4			4	3		1		2		
	33	4	4			4			4	3				4	7475	
	34	11	10	1		11			11	8		1		9	8888	
	35	2	6			6			6	4				6	13000	
	36	6	6			6			6	8				9	13111	
	37	10	10			7			10	8				11	18227	
	38	12	12			10			12	8	1			8	9187	
	39	9	9			9			9	8						
	40	4	4			4			4	3				4	9000	
	43	3	3			3			3	3				2		
	44	16	16			15			16	6				16	13281	
45	6	6			6			6	4				6	10533		
46	5	4	1		5			5	4				4	10625		
47	7	4	2	1	6	15	4	7	5	2	24	35.83	35	9757		
48	24	19	5		23	2		24	24		5	47.40	13	9461		
49	24	23	1		24		1	24	24		1		7	8414		
50	1															
54	5	3	2		5	1		5	5		2					
59	12	7	4		11			11	11	1	4	37.50	1			
60	11	7	4		11	1	1	11	11	2	4	35.25				
61	32	18	13	1	32			31	31		12	31.25	5	10800		
62	20	6	13		19			19	19	1	13	37.15				
63	10	5	4	1	9			9	9		4	38.75	1			
64	1															
67	1															
75	2															
81	1															
82	5	3	1		4			4	4	1	1		1			

¹For renter - occupied dwelling units and vacant nonsensonal not dilapidated units, for rent.
²For owner - occupied dwelling units and vacant nonsensonal not dilapidated units, for sale only.

HOUSING—BLOCK STATISTICS

Table 3.—CHARACTERISTICS OF HOUSING FOR CENSUS TRACTS, BY BLOCKS: 1950—Con.

Census tract	Block	All dwelling units by occupancy and tenure					All dwelling units by condition and plumbing facilities			Occupied dwelling units			Contract monthly rent ¹		Value ² of one-dwelling-unit structures		
		Total	Owner occupied	Renter occupied	Vacant non-seasonal not dilap., for rent or sale	Other vacant and non-resident	Number reporting	No private bath or dilap.	No running water or dilap.	Total	Persons per room		Occupied by non-white	Number reporting	Average monthly rent (dollars)	Number reporting	Average value (dollars)
											Number reporting	1.51 or more					
251	86	1															
	93	2															
	100	2															
	101	1															
	107	1	6	6			1	2	1	2	2		6	4.083	2	1	
	108	4	3							4	4						
	112	2	6	5			1	1	1	1	5		5	35.40	1	1	
115	5	2	3						5	5		3	24.33				
264	2	1															
	3	2															
	4	9	7	2					9	9	1	2		5	10.300		
	5	7	4	3					11	12		3	36.66	5	9.920		
	6	12	4	8					12	12		8	25.62	3			
	7	11	5	6					11	11		6	30.83	3	7.333		
	8	12	4	7		1			11	10	1	6	24.00	1			
	9	9	1	8					9	9		8	17.12				
	10	14	10	4					14	14		3	16.33	8	6.887		
	11	29	16	13					29	29		11	28.27	11	6.545		
	12	30	12	18					29	30		17	32.11	4	10.500		
	13	1								8							
	15	9	8			1			9	8					8	8.375	
	16	30	12	18					29	30	2	18	42.38	7	11.785		
	17	31	12	19					30	30	1	17	32.47	10	10.050		
	18	39	24	14		1			39	38		13	38.84	23	8.078		
	19	20	14	6					20	20		5	46.20	13	10.576		
	20	29	21	7		1			29	28	1	6	46.16	13	10.707		
	21	14	13	1					14	13		1		12	7.908		
	22	15	10	5					15	15		5	48.00	7	10.571		
	23	7	5	2					7	6		2		5	10.800		
	24	1															
	25	15	12	2					15	14		2		11	9.663		
26	30	17	13		1			30	30		12	51.66	16	10.123			
27	14	9	4		1			14	13	1	12		8	8.812			
28	34	29	5					33	33	1	27	39.55	2				
29	30	15	14		1			29	29		14	28.28	14	10.392			
30	38	24	14					38	38		13	40.92	14	10.400			
31	12	4	8					12	11		5	39.20	2				
273	2	4	4					4	4					4	7.750		
	11	19	1	18				19	19	1	17	43.70	1				
	20	1															
	21	15	13	1		1		14	14		1		12	9.416			
	22	4	2	2				4	4	3	2		1				
24	16	11	5				16	16		4	53.75	10	11.200				
275	2	6	4	2				6	6				2		4	10.375	
	8	1															
	10	2	1					3	3		1		1				
	11	1									1						
	22	1															
29	3	1					4	4				1		2			
39	4																
277	1	5	4		1			4	4					4	16.500		
	6	12	10	2				12	12				2	9	10.611		
	7	2															
	18	1															
	38	1															
	39	1															
	40	4	3	1				4	3			1		1			
	41	1															
	42	3	2	1				3	3			1		1			
	45	1															
	47	1															
	48	2															
	49	1															
51	1																
53	1																
54	1																
59	1																
61	1																
66	2																
67	1																
74	1																
76	1																
77	1																
78	2																
279	2	2	3					3	3					3	14.666		
	5	3															

¹For renter-occupied dwelling units and vacant nonsensational not dilapidated units, for rent.

²For owner-occupied dwelling units and vacant nonsensational not dilapidated units, for sale only.

Table 3.—CHARACTERISTICS OF HOUSING FOR CENSUS TRACTS, BY BLOCKS: 1950—Con.

Census tract	Block	All dwelling units by occupancy and tenure					All dwelling units by condition and plumbing facilities			Occupied dwelling units			Contract monthly rent ¹		Value ² of one-dwelling-unit structures		
		Total	Owner occupied	Renter occupied	Vacant non-seasonal not dilap., for rent or sale	Other vacant and non-resident	Number reporting	No private bath or dilap.	No running water or dilap.	Total	Persons per room		Number reporting	Average monthly rent (dollars)	Number reporting	Average value (dollars)	
											Number reporting	1.51 or more					Occupied by non-white
279	6	8	6		1	1	8			6	6				7	14,214	
	7	28	22	4		2	26	5	5	26	25	1	3	35.00	19	12,684	
	8	1															
	9	8	5	1	2		8	1	1	6	6		1		6	17,233	
	10	1															
	11	3	2			1	3			2	2				2		
	12	19	13	3		3	19	3	3	16	16		3	34.00	11	8,090	
	13	6	1	3		2	4	2		4	4		3	20.00	4		
	14	15	7	7		1	12	2		14	14		4	31.00	4	7,125	
	15	12	7	5			12	4	2	12	12	1	4	30.50	3	9,666	
	16	10	4	5		1	10	2	1	9	9		4	22.25	4	5,500	
	17	6	4	2			6			6	6		2		2		
	18	12	8	4			12	2	2	12	12		4	48.50	7	23,571	
	19	4	3			1	4	1	1	3	3		4		3	10,000	
	21	1															
	22	11	2	9			11			11	11		9	42.55	2		
	23	3		2		1	3			2	2		2		8	10,000	
	24	16	9	6		1	16			15	15		5	33.60	4	10,500	
	25	9	5	3		1	9			8	8		2		5	8,700	
	26	8	6	1		1	8			7	7		1		3		
	27	1															
	28	24	10	11	1	2	23	1	1	21	20		11	44.63	4	11,250	
	29	2															
	30	9	4	4		1	9			8	8		3	36.00	3	5,766	
	31	4	2	2			4			4	4		2		1		
	32	2															
	33	26	8	17		1	24	5	1	25	24	1	15	34.33	3	6,266	
	36	1															
	291	1	8	5	3		8			8	8		3	34.66	3	10,000	
		5	56	33	22	1	48	7	1	55	54		19	23.26	24	9,083	
		6	7	6	1		7			7	7		1		3	7,666	
		7	16	15			16			15	15		15	6.506	15	6,506	
		8	21	16	5		21	4	1	21	21		5	31.80	14	5,928	
		16	34	18	16		34			34	34	2	2	27.13	14	7,085	
		19	1													8	15,250
		20	10	9	1			10	1		10	10		1		6	4,666
21		7	6	1			7	5		7	7		1		19	6,305	
22		39	26	13			38	6		39	39	2	11	23.90	12	7,541	
23		19	14	5			19	1		19	19	1	5	23.60	17	8,123	
24		26	21	5			26	5		26	26		3	40.33	13	11,538	
25		23	14	8	1		18	1		22	22		5	19.40	13	7,576	
26		25	16	7	1	1	25	4		23	23		6	24.00	3	8,666	
27		2													7	7,552	
28		4	3	1			4			4	4		1		11	10,272	
29		28	21	7			23	1	1	28	28	1	7	18.85	19	7,552	
30		21	14	7			19	4		21	21	1	7	18.00	11	10,272	
31		2															
32		2															
36		53	25	26		2	53	16	12	51	51	1	26	24.88	20	7,375	
38		1															
39		6	4	2			6			6	6		2		2		
293	1	10	7	2		9	2	1	9	8		2		6	7,083		
	2	7	6		1	6			6	6		6		6	8,700		
	3	3	3			3	1		3	3		2		5	6,300		
	6	8	6	2		8	1		8	8		2		8	6,462		
	8	11	9	2		11	1		11	11	1	1		4	15,500		
	9	8	7	1		8			8	8		1					
	10	2															
	13	2															
	14	4															
	15	8	3	1			4	2		4	4		1		3	6,666	
	16	29	16	12		1	26	4		28	28	1	12	31.50	10	8,450	
	17	5	2	3			5			5	5		3	25.00	2		
	18	21	16	5			21	1		21	21		5	37.00	15	6,520	
	19	16	7	4			16	2		16	16	1	3	20.00	9	15,000	
	22	7	5	2			7	1		7	7		2		4	18,500	
	25	11	9	2			11	1	1	11	11		2		9	8,055	
	35	11					11			11	11		2		9	8,055	
	37	11					11			11	11	2	4	27.00	5	4,300	
	39	2															
303	1	7	1	6		7			7	7		3	39.33	2			
	2	5	2	3		5			5	5		3	48.33	2			
	3	9	6	3		9			9	9		3	64.33	2	8,500		
	4	4	4			4			4	4		1		5			
	5	8	6	2		8	1		8	8		1		5	7,300		
	6	7	7			7			7	7		4	31.75	2			
	8	1															
	9	1				1											
	10	6	4	2		1	6	2		5	5		4	27.00	4		
	11	20	1	2			3	1		3	3		2		9	4,344	
	11	20	9	11			20			20	20		9	43.44	4	7,125	
	12	18	11	6		1	18	1		17	17		5	27.60	10	7,100	

¹For renter-occupied dwelling units and vacant nonsensational not dilapidated units, for rent.
²For owner-occupied dwelling units and vacant nonsensational not dilapidated units, for sale only.

Table 3.—CHARACTERISTICS OF HOUSING FOR CENSUS TRACTS, BY BLOCKS: 1950—Con.

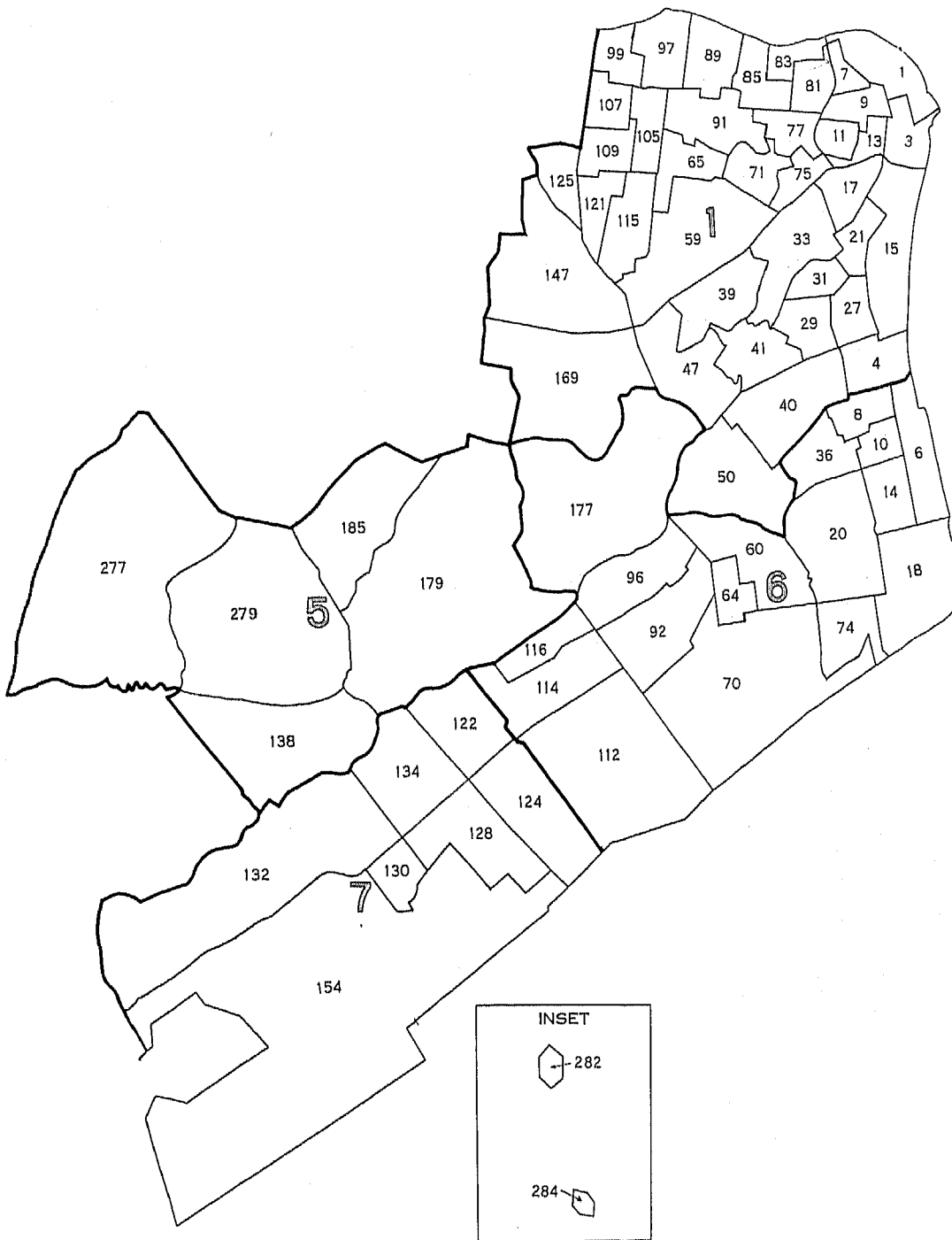
Census tract	Block	All dwelling units by occupancy and tenure					All dwelling units by condition and plumbing facilities			Occupied dwelling units			Contract monthly rent ¹		Value ² of one-dwelling-unit structures		
		Total	Owner occupied	Renter occupied	Vacant non-seasonal not dilap., for rent or sale	Other vacant and non-resident	Number reporting	No private bath or dilap.	No running water or dilap.	Total	Persons per room		Occupied by non-white	Number reporting	Average monthly rent (dollars)	Number reporting	Average value (dollars)
											Number reporting	1.51 or more					
303	13	10	5	5		10	3	1	10	10			5	28.40	2		
	14	10	4	6		10	5		10	10			6	24.16	3	10,333	
	15	12	1	1		12	2		12	12			11	26.72			
	16	7	2	4		7	1		6	6		2	4	19.75	2		
	26	2				2											
	28	4				4			4	4			4	26.50			
	33	4		4		4	2		4	4		2					
	34	8	7			8		1	7	7					4	10,625	
	37	4				4			4	4					2		
	40	13	11	2		13			13	13			1		7	10,642	
	45	32	6	5		32	2	1	11	11			3	65.00			
	46	1				1											
	77	2		1		2			3	3			1			1	
	78	4		2		4			4	4			2			1	
	79	4		2		4		1									
	90	1				1											
319	1	8	4	4		8	1	1	8	8	3	1	3	39.54	2	6,944	
	2	3	1	2		3	1		3	3			9	43.33	2	5,937	
	3	24	5	19		24	1		24	24	2		9	50.00	3	8,666	
	4	17	9	7		17	4		16	16			7	32.42	6	7,833	
	5	9	6	2		9			9	9	1	1	2	7.50	4	7,750	
	6	27	13	13	1	27	3		26	26	1		3	33.23	7	8,571	
	7	42	25	16		41	6	1	41	41			1	33.84	2	6,500	
	8	30	23	7		30	9		30	30	1		7	34.85	1	8,500	
	9	9	8	1		9	6	6	9	9	2		6	29.33	1	8,500	
	10	8		7		8			8	8			1		7	9,000	
	11	14	12	2		14			14	14			2		10	7,850	
	12	19	15	2		19			19	19	1		15	29.60	3	8,000	
	13	9	7	1		9			9	9			1		3	8,924	
	14	13	11	2		13	2	1	13	12			2		9	6,722	
	15	11	6	4		11	2		10	10			4	34.25	3	6,500	
	17	17	10	7		17	7	1	17	17	1		10	35.90	3	6,833	
	18	28	20	8		28	2		28	28			8	35.62	1	9,411	
	19	40	16	24		40	2	1	40	40	2		23	41.34	10	8,700	
	20	5	3	2		5			5	5		1	2		1		
	21	1		6		1			1	1			5	39.40	1		
	22	13	10	3		13	1	1	13	13	2	1	3	34.66	6	7,500	
	23	9	7	2		9	2	2	9	9			5	25.40	3	9,000	
	24	17	14	3		17	3		17	17			3	41.33	1	6,750	
	25	31	16	15		31	3		31	31			3	35.50	10	6,800	
	26	3		1		3			3	3			1		1		
	28	5	2	3		5	1		5	5	1		3	42.09	1	6,230	
	29	6	2	4		6	2		6	6			1	31.00			
	34	20	7	13		20	1		20	20			4	28.16	2		
	35	27	14	13		27	3	3	27	27		5	11	30.16	10	8,300	
	36	2				2											
	38	5	5			5			5	5	1		3	23.16	5	9,780	
	40	12	3	7		12	9	7	10	10	1	3	6	44.20	2		
	41	8	3	5		8	2		8	8			5		2		
	42	8	8			8			8	8					1	8,937	
	43	3	1	1		3	2	2	3	3			1				
	44	1				1											
	45	5	5			5			5	5					5	10,000	
	46	2				2											
	47	5	3	2		5			5	5			2		2		
	48	22	13	9		22	2		22	22		1	9	39.22	2	7,212	
323	1	2				2			2	2							
	2	14	5	8		14	8	5	13	13	1	5	7	18.14	4	5,125	
	3	64	20	44		64	9		64	64			35	24.42	6	5,000	
	7	37	16	21		37			37	37		2	20	40.10	9	7,588	
	8	2				2											
	9	5	4	1		5			5	5			1		3	8,000	
	10	6	4	2		6			6	6			2		4	7,225	
	11	3	3			3			3	3					3	6,666	
	12	4				4			4	4							
	16	2		1		2							1		2		
	19	2				2											
	20	2				2											
	21	4	3			4	3	3	3	3					2		
	22	1				1											
	28	2				2											
	39	11	6	4		11	2	2	10	10	1		3	40.00	4	5,125	

¹For renter - occupied dwelling units and vacant nonseasonal not dilapidated units, for rent.²For owner - occupied dwelling units and vacant nonseasonal not dilapidated units, for sale only.

RICHMOND BOROUGH, NEW YORK, BY CENSUS TRACTS: 1950

KEY MAP

PART 1 OF 2 PARTS

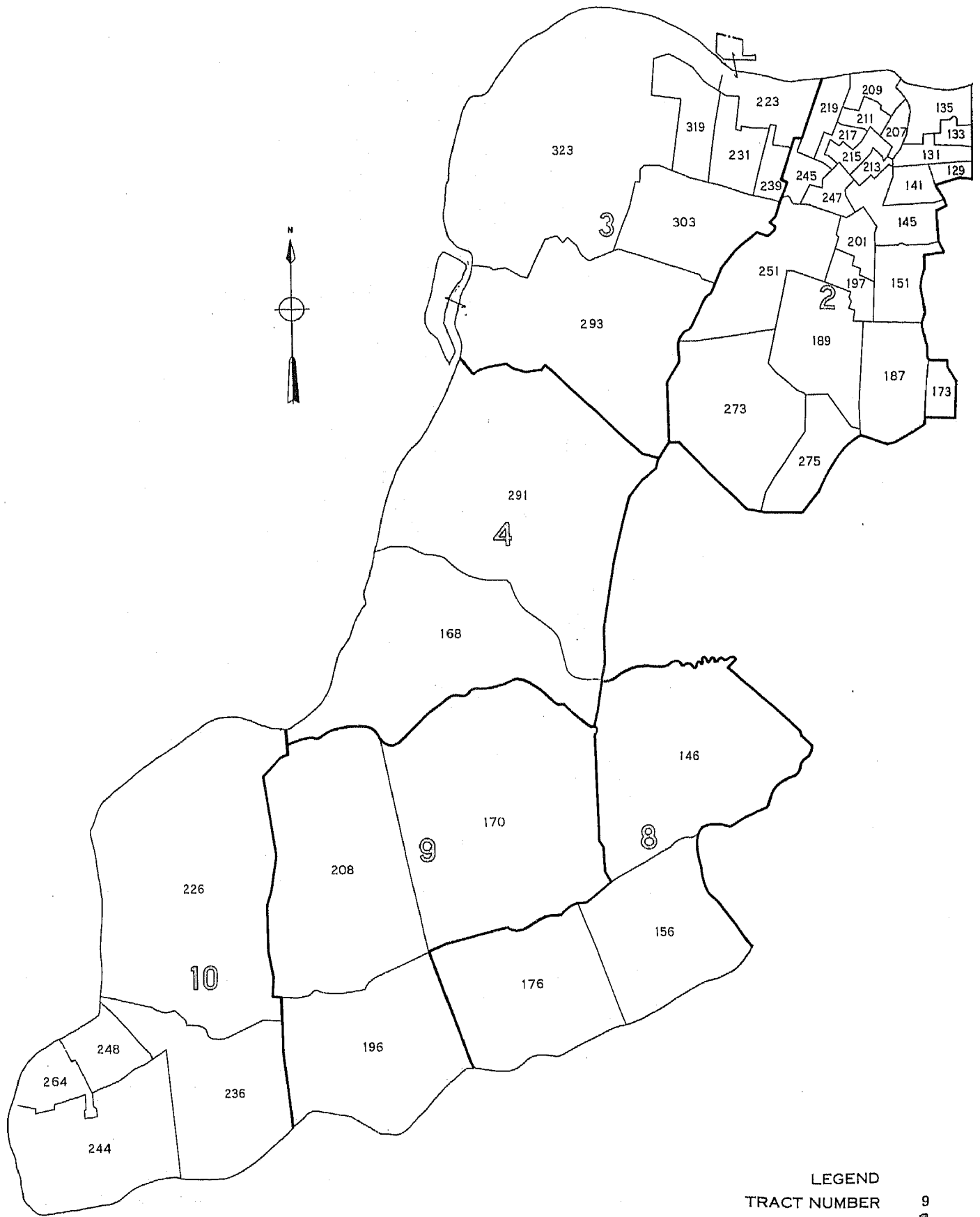


LEGEND
TRACT NUMBER 9
PART NUMBER 1

RICHMOND BOROUGH, NEW YORK, BY CENSUS TRACTS: 1950

KEY MAP

PART 2 OF 2 PARTS



LEGEND
TRACT NUMBER
PART NUMBER

9
1

RICHMOND BOROUGH, NEW YORK, BY CENSUS TRACTS AND BLOCKS: 1950

PART 1 OF 10 PARTS



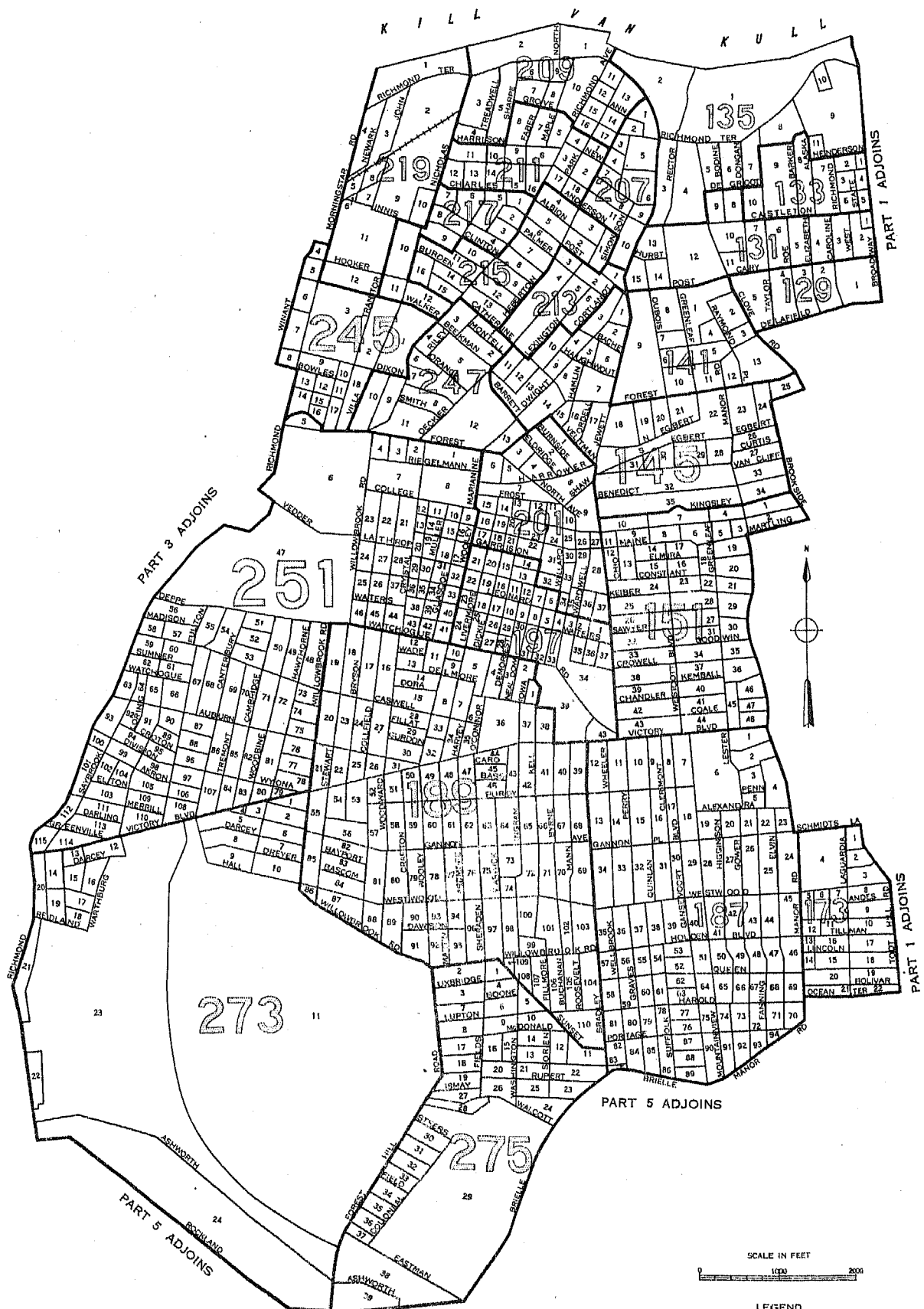
LEGEND

BLOCK NUMBERS
TRACT NUMBERS
TRACT BOUNDARIES
U.S. DEPARTMENT OF COMMERCE, BUREAU OF THE CENSUS

25
2

RICHMOND BOROUGH, NEW YORK, BY CENSUS TRACTS AND BLOCKS: 1950

PART 2 OF 10 PARTS



SCALE IN FEET
 0 1000 2000

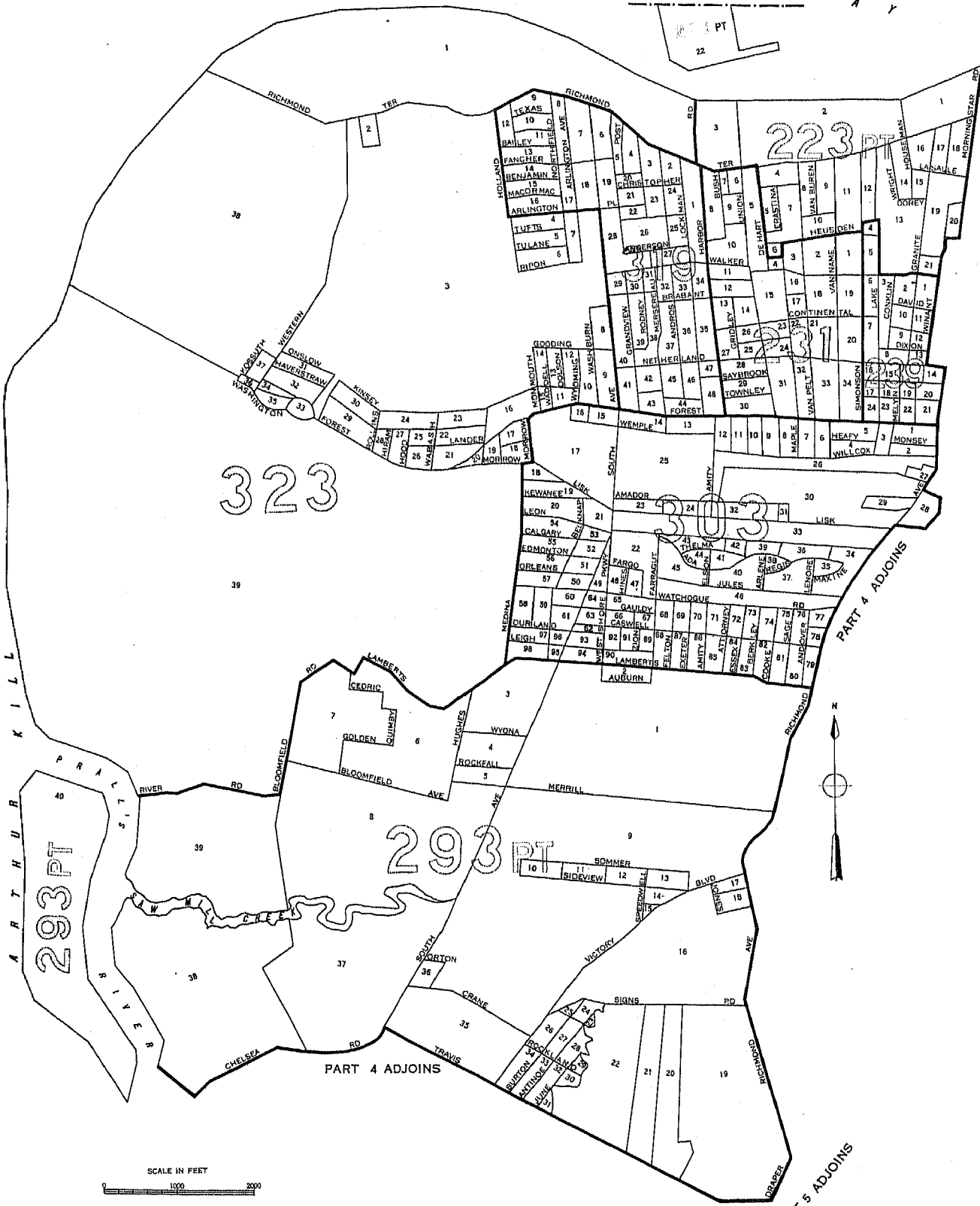
LEGEND

BLOCK NUMBER(S)
 TRACT BOUNDARIES
 TRACT NUMBERS
 U.S. DEPARTMENT OF COMMERCE, BUREAU OF THE CENSUS

RICHMOND BOROUGH, NEW YORK, BY TRACTS AND BLOCKS: 1950

PART 3 OF 10 PARTS

N E W A R K B A Y



SCALE IN FEET
0 1000 2000

LEGEND

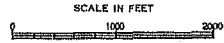
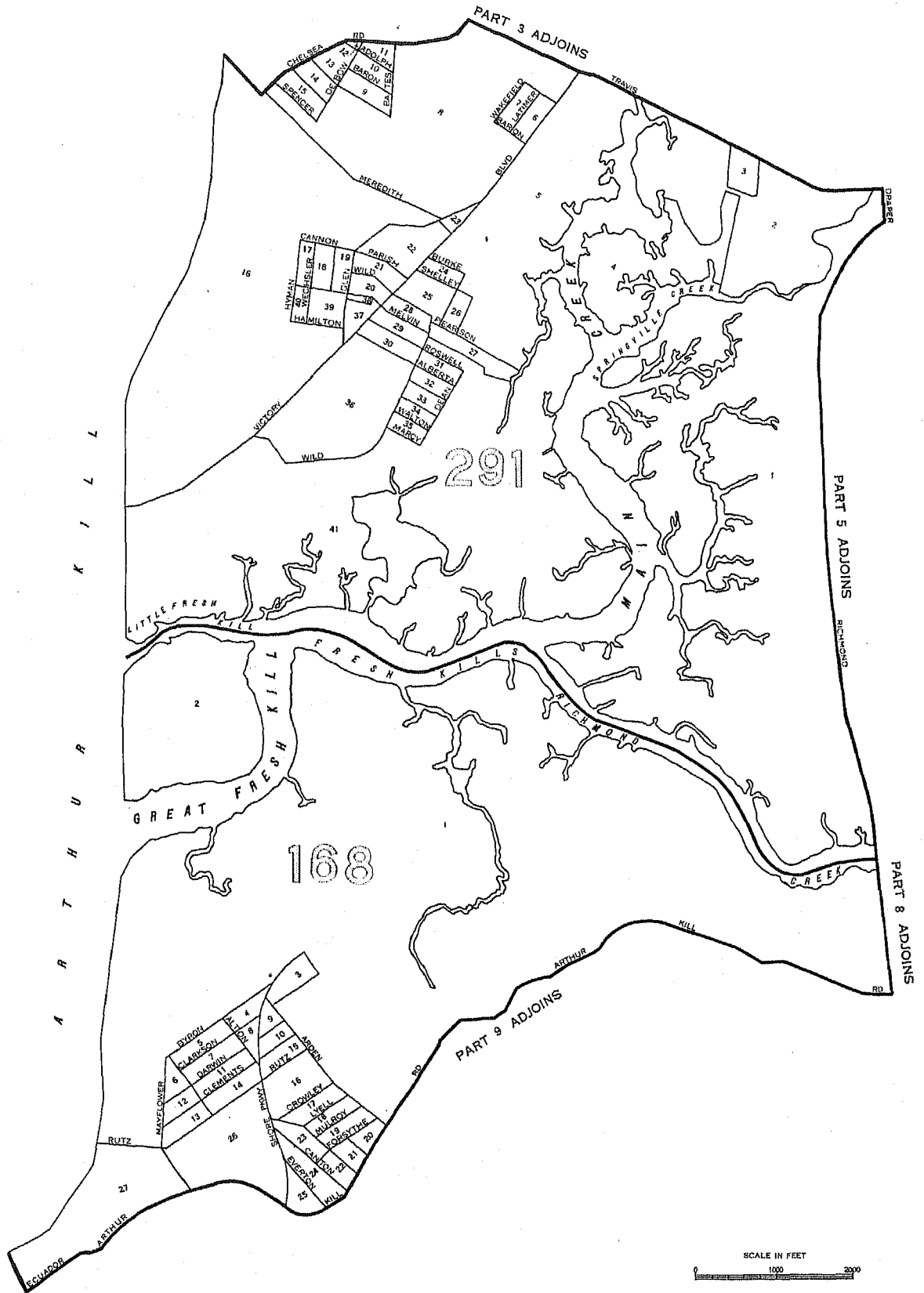
- BLOCK NUMBERS
- TRACT NUMBERS
- TRACT BOUNDARIES



U.S. DEPARTMENT OF COMMERCE, BUREAU OF THE CENSUS

RICHMOND BOROUGH, NEW YORK, BY CENSUS TRACTS AND BLOCKS: 1950

PART 4 OF 10 PARTS

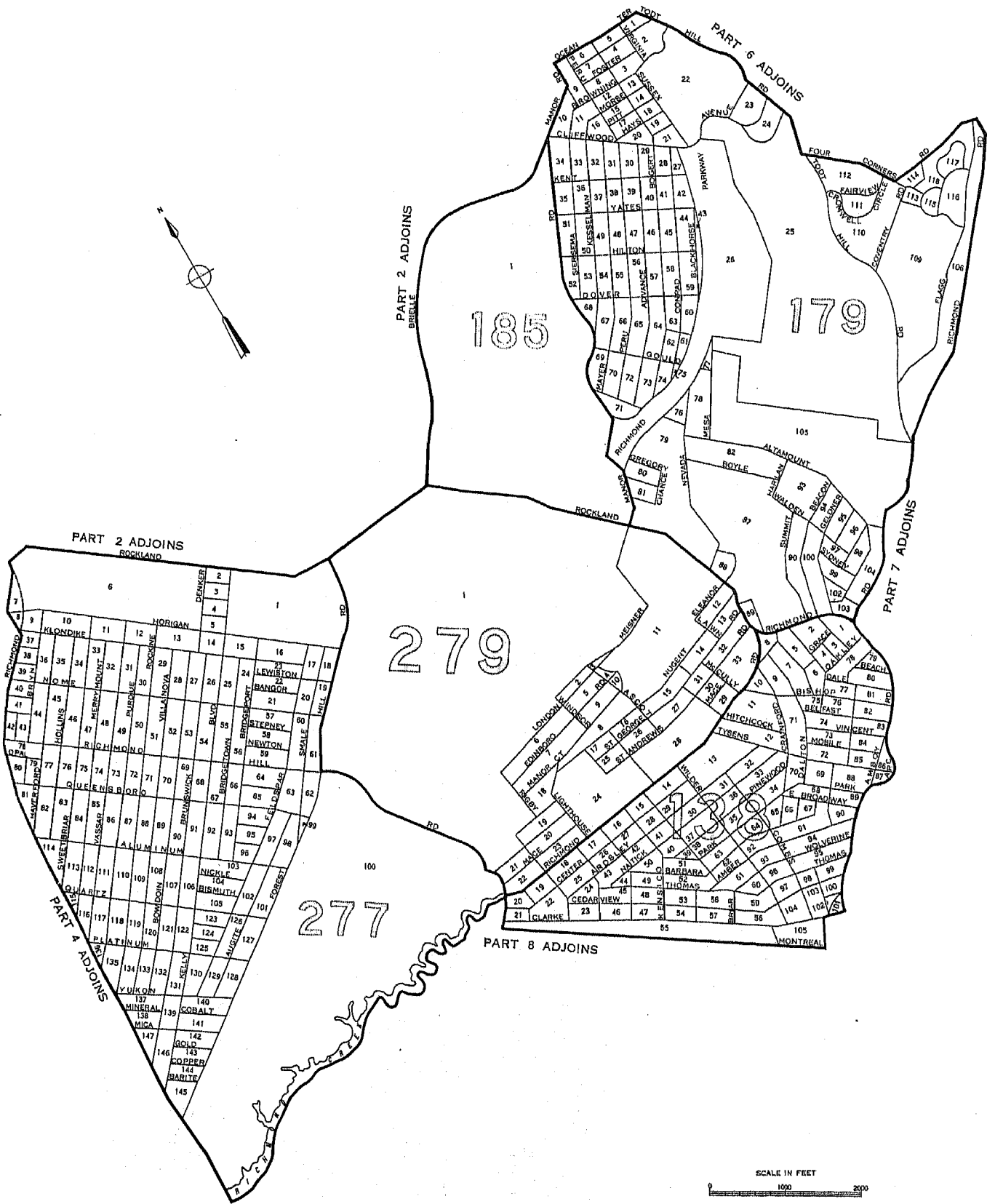


LEGEND

- BLOCK NUMBERS
- TRACT NUMBERS
- TRACT BOUNDARIES
- U.S. DEPARTMENT OF COMMERCE, BUREAU OF THE CENSUS

RICHMOND BOROUGH, NEW YORK, BY CENSUS TRACTS AND BLOCKS: 1950

PART 5 OF 10 PARTS



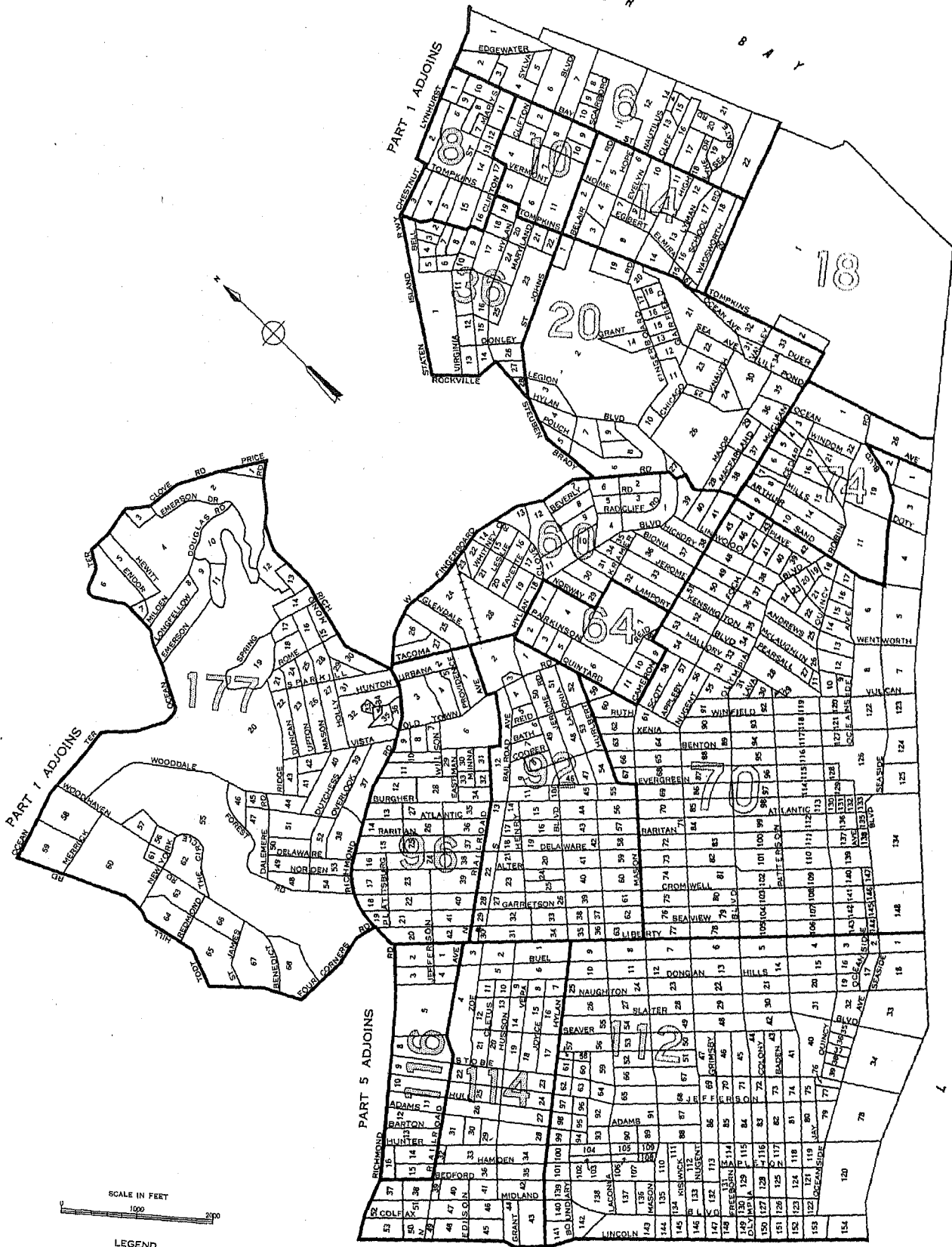
SCALE IN FEET
0 1000 2000

LEGEND
BLOCK NUMBERS
TRACT NUMBERS
TRACT BOUNDARIES
U.S. DEPARTMENT OF COMMERCE, BUREAU OF THE CENSUS

RICHMOND BOROUGH, NEW YORK, BY CENSUS TRACTS AND BLOCKS: 1950
PART 6 OF 10 PARTS

U P P E R

B A Y



L O W E R B A Y



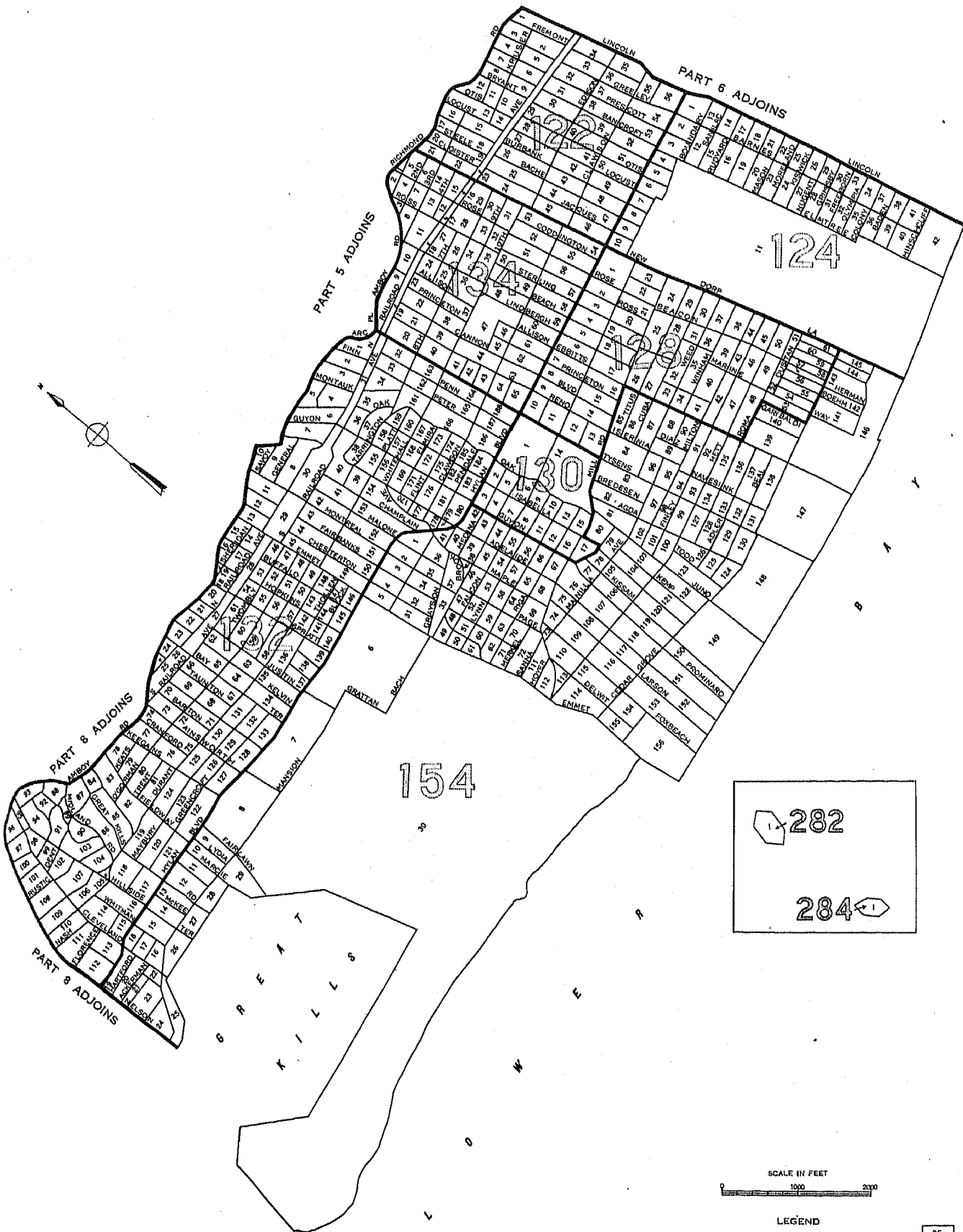
LEGEND
 BLOCK NUMBERS
 TRACT NUMBERS
 TRACT BOUNDARIES
 U.S. DEPARTMENT OF COMMERCE, BUREAU OF THE CENSUS

25
2

PART 7 ADJOINS

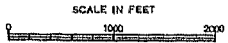
RICHMOND BOROUGH, NEW YORK, BY CENSUS TRACTS AND BLOCKS: 1950

PART 7 OF 10 PARTS



282

284



LEGEND

BLOCK NUMBERS

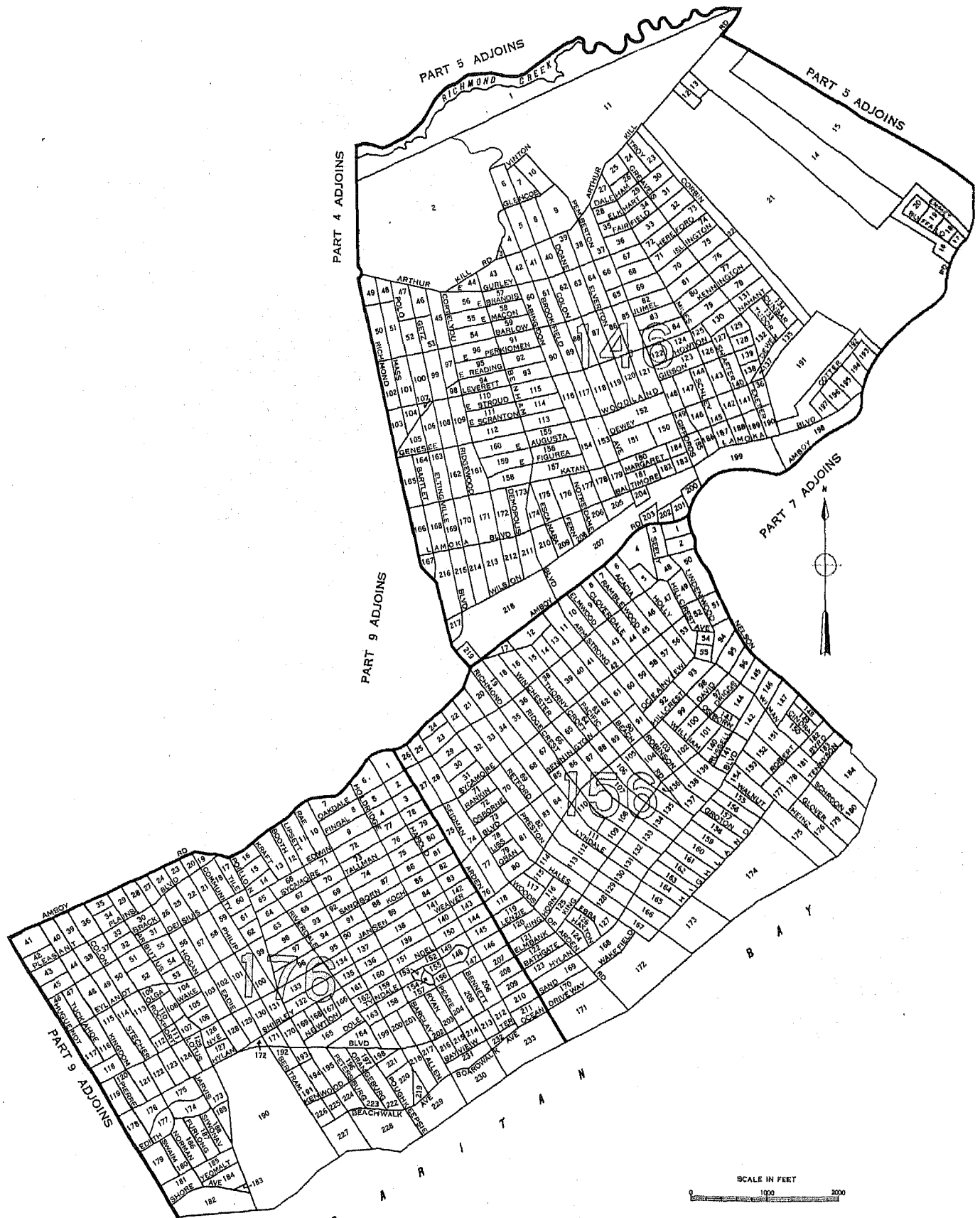
TRACT NUMBERS

TRACT BOUNDARIES

U.S. DEPARTMENT OF COMMERCE, BUREAU OF THE CENSUS

RICHMOND BOROUGH, NEW YORK, BY CENSUS TRACTS AND BLOCKS: 1950

PART 8 OF 10 PARTS



LEGEND
BLOCK NUMBERS
TRACT NUMBERS
TRACT BOUNDARIES
U.S. DEPARTMENT OF COMMERCE, BUREAU OF THE CENSUS

