


1950 UNITED STATES CENSUS OF HOUSING

U. S. DEPARTMENT OF COMMERCE • BUREAU OF THE CENSUS



NIAGARA FALLS, N. Y.

**BLOCK
STATISTICS**

U. S. CENSUS OF HOUSING: 1950

Volume

- I General Characteristics
- II Nonfarm Housing Characteristics
- III Farm Housing Characteristics
- IV Residential Financing
- V Block Statistics

Housing statistics for census tracts are to be included in the Population reports on census tracts.

U. S. CENSUS OF POPULATION: 1950

Volume

- I Number of Inhabitants
- II Characteristics of the Population

Succeeding volumes will cover the following subjects:

Census Tracts, Nativity and Parentage, Nonwhite Population by Race, Persons of Spanish Surname, Institutional Population, Differential Fertility, Labor Force Characteristics, Occupation, Industry, Income, Internal Migration, Education, Characteristics of Families and Households.

UNITED STATES CENSUS of HOUSING : 1950
U. S. DEPARTMENT OF COMMERCE
CHARLES SAWYER, Secretary

BUREAU OF THE CENSUS
ROY V. PEEL, Director



BLOCK STATISTICS


NIAGARA FALLS
NEW YORK

Prepared under the supervision of
Howard G. Brunzman, Chief
Population and Housing Division

1950 HOUSING CENSUS REPORT
VOLUME V; PART 131

UNITED STATES GOVERNMENT PRINTING OFFICE 1951

BLOCKS • WARDS





BUREAU OF THE CENSUS

ROY V. PEEL, *Director*

A. ROSS ECKLER, *Deputy Director*
HOWARD C. GRIEVES, *Assistant Director*
CONRAD TAEUBER, *Assistant Director*
MORRIS H. HANSEN, *Assistant Director for Statistical Standards*
ROBERT Y. PHILLIPS, *Assistant Director for Operations*
CALVERT L. DEDRICK, *Coordinator, International Statistics*
FRANK R. WILSON, *Information Assistant to the Director*

Population and Housing Division—

HOWARD G. BRUNSMAN, *Chief*
WAYNE F. DAUGHERTY, *Assistant Chief for Housing*
ROBERT B. VOIGHT, *Assistant Chief for Operations*
HENRY S. SHRYOCK, Jr., *Assistant Chief for Population*
EDWIN D. GOLDFIELD, *Program Coordinator*

Quality and Equipment Statistics—Robert C. Hamer, *Chief*
Inventory Statistics—Carl A. S. Coan, *Chief*
Developmental Programs—J. Hugh Rose, *Chief*
Residential Financing—Junia H. Honnold, *Chief*
Territories and Possessions—Joel Williams, *Chief*
Statistical Sampling—Joseph Steinberg, *Chief*
Statistical Procedure—Morton A. Meyek, *Chief*
Processing Operations—Milton D. Lieberman, *Chief*

Administrative Service Division—WALTER L. KEHRES, *Chief*

Agriculture Division—RAY HURLEY, *Chief*
Budget Officer—CHARLES H. ALEXANDER
Business Division—HARVEY KAILIN, *Acting Chief*
Field Division—LOWELL T. GALT, *Chief*
Foreign Trade Division—J. EDWARD ELY, *Chief*
Geography Division—CLARENCE E. BATSCHLET, *Chief*
Governments Division—ALLEN D. MANVEL, *Chief*
Industry Division—MAXWELL R. CONKLIN, *Chief*
Machine Tabulation Division—C. F. VAN AKEN, *Chief*
Personnel Division—HELEN D. ALMON, *Chief*

SUGGESTED IDENTIFICATION

U. S. Bureau of the Census. *U. S. Census of Housing: 1950. Vol. V, Block Statistics, Part 131.*
U. S. Government Printing Office, Washington, D. C., 1952

For sale by the Superintendent of Documents, U. S. Government Printing Office, Washington 25, D. C.,
or any of the Field Offices of the Department of Commerce - Price 15 cents

PREFACE

This report presents statistics on characteristics of dwelling units by blocks for the city. The tabulations are based on data from the 1950 Census of Housing, taken as of April 1, 1950. Authorization for the 1950 Census of Housing as part of the Seventeenth Decennial Census was provided by the Housing Act of 1949, approved July 15, 1949.

The major portion of the information compiled from the 1950 Census of Housing appears in Volume I, *General Characteristics*; Volume II, *Nonfarm Housing Characteristics*; Volume III, *Farm Housing Characteristics*; Volume IV, *Residential Financing*; and Volume V, *Block Statistics*. Volume V consists of separate reports, issued as bulletins for each of the 209 cities which in 1940 or in a subsequent census had a population of 50,000 or more. These reports will not be bound into a single publication.

The subjects covered in both the 1950 and 1940 reports on characteristics of dwelling units by blocks are substantially similar.

This report was prepared under the direction of Howard G. Brunsman, Chief, Population and Housing Division, and Wayne F. Daugherty, Assistant Chief for Housing. Robert C. Hamer, Chief, Quality and Equipment Statistics Section, was in charge of coordinating the content and the format of the report with assistance from Carl A. S. Coan, Chief, Inventory Statistics Section; Floyd D. McNaughton, Chief, Equipment and Facilities Unit; Beulah Washabaugh, Chief, Tenure and Vacancy Unit; and Walter A. Hines. The compilation of the statistics was under the supervision of Robert B. Voight, Assistant Chief for Operations.

The collection of the information on which these statistics are based was under the supervision of Lowell T. Galt, Chief, Field Division. The geographic work, including the assignment of all block numbers and the preparation of maps, was under the supervision of Clarence E. Batschelet, Chief, Geography Division. The data were tabulated under the supervision of C. F. Van Aken, Chief, Machine Tabulation Division.

January 1952.

NIAGARA FALLS, N. Y.

CONTENTS

INTRODUCTION

	Page		Page
General.....	1	Definitions and explanations—Continued	
Related reports.....	1	Persons per room.....	2
Use of data.....	1	Color of occupants.....	2
Comparability with 1940 Housing Census Data.....	1	Contract monthly rent.....	2
Definitions and explanations.....	1	Value of one-dwelling-unit structures.....	2
Dwelling unit.....	1	Number reporting.....	2
Occupancy and tenure.....	2	Block identification.....	2
Condition and plumbing facilities.....	2		

TABLES

	Page
Table 1.—Characteristics of housing for the city: 1950.....	3
Table 2.—Characteristics of housing by wards: 1950.....	3
Table 3.—Characteristics of housing for wards, by blocks: 1950.....	4

Map of city, by blocks, appears following last page of tables.

BLOCK STATISTICS

INTRODUCTION

GENERAL

Volume V of the Reports on Housing consists of a separate report for each of the 209 cities which in 1940, or in a subsequent census prior to 1950, had a population of 50,000 or more. Each report presents for the city, by blocks, tabulations for a limited number of subjects obtained in the Census of Housing. The subjects in these reports are similar to those in the block statistics supplements to Volume I of the reports of the 1940 Census of Housing. The subjects in this report present the number of dwelling units classified by occupancy and tenure, condition and plumbing facilities, persons per room, color of occupants, average contract monthly rent of renter-occupied and selected vacant units, and the average value of one-dwelling-unit owner-occupied and selected vacant structures. In table 1, the statistics for these subjects are summarized for the city. Table 2 contains the statistics for wards; these are the only statistics for wards that will be published from the 1950 Census of Housing. In table 3, the data are presented by blocks within wards and block areas. Maps identifying the location of each block and the ward boundaries are a part of this report.

Related reports.—Related statistics for this city are contained in the Reports on Housing, Volume I, *General Characteristics*; and in the Reports on Population, Volume I, *Number of Inhabitants*, and Volume II, *Characteristics of the Population*.

The Reports on Housing for each State in Volume I present data on the characteristics of dwelling units for the State by residence (urban, rural nonfarm, and rural farm), for standard metropolitan areas, urbanized areas, counties, for urban places, places of 1,000 to 2,500 inhabitants, and rural-nonfarm and rural-farm dwelling units for each county. Each report includes the following subjects: occupancy, tenure, race of occupants, type of structure, year built, condition and plumbing facilities, water supply, toilet and bathing facilities, number of rooms, number of persons, persons per room, electric lighting, heating equipment, heating and cooking fuels, refrigeration equipment, kitchen sink, radio, television, and, for nonfarm units, the contract monthly rent, gross monthly rent, and value of one-dwelling-unit structures.

Volume I of the Reports on Population shows the 1950 population of each county and of each minor civil division within the county. It also contains figures for each incorporated place, for each unincorporated place with 1,000 or more inhabitants, and for incorporated places of 5,000 or more by wards. A special series of tables presents data for each urbanized area giving the incorporated places and portions of minor civil divisions within it.

Volume II of the 1950 Population Reports contains statistics on the general characteristics of the population. Chapter A of this volume repeats the figures on number of inhabitants as shown in Volume I; Chapter B presents demographic, economic, and social characteristics of the population; and Chapter C gives more detailed cross-classifications for States and large cities and standard metropolitan areas.

Use of data.—The tabulation of housing characteristics for areas as small as city blocks provides descriptive material of considerable value for technical studies of housing in the city. The statistics will be useful in compiling totals for special types of areas that may be defined to meet the requirements of individual investigators. Users of the data should bear in mind that in

practically all cases the data for a given block represent the work of only one enumerator. Consequently, housing characteristics for blocks are subject to a wider margin of error than is to be expected in the figures for tracts or wards which represent returns made by a number of enumerators. Misinterpretation of instructions by one enumerator may cause a significant bias in the statistics for a block even though it may have a negligible effect upon the figures for larger areas. In particular, the enumeration of "condition" depended to a considerable extent upon the judgment of the individual enumerator. Also, failure to indicate the correct block number for a significant number of dwelling units may introduce errors into the block data.

Comparability with 1940 Housing Census data.—In the 1940 Census of Housing, reports entitled "Block Statistics" were issued as supplements to the first series of Housing bulletins. These supplements consisted of separate reports for each of the 191 cities which had 50,000 inhabitants or more in 1930.

In the 1950 reports, the block numbers used are different, in most cases, from those used in the 1940 reports. Therefore, to compare 1940 and 1950 data for a given block, it is necessary to locate the block on the maps to obtain the corresponding 1940 and 1950 block numbers.

The subjects in both the 1940 and 1950 reports are substantially similar. However, data on number of structures, year built, and mortgage status have been omitted from the 1950 report. Furthermore, in the 1940 reports average contract or estimated monthly rent was reported for all dwelling units while in 1950 average contract monthly rent is reported for some, and average value for other, dwelling units.

DEFINITIONS AND EXPLANATIONS

More detailed and complete definitions are presented in Volume I of the Housing Reports.

Dwelling unit.—In general, a dwelling unit is a group of rooms or a single room, occupied or intended for occupancy as separate living quarters, by a family or other group of persons living together or by a person living alone.

A group of rooms, occupied or intended for occupancy as separate living quarters, is a dwelling unit if it has separate cooking equipment or a separate entrance. A single room, occupied or intended for occupancy as separate living quarters, is a dwelling unit if it has separate cooking equipment or if it constitutes the only living quarters in the structure. Also, each apartment in a regular apartment house is a dwelling unit even though it may not have separate cooking equipment. Excluded from the dwelling unit count are large rooming houses, institutions, dormitories, and transient hotels and tourist courts.

In the 1940 Census, a dwelling unit was defined as the living quarters occupied or intended for occupancy by one household. A household consisted of a family or other group of persons living together with common housekeeping arrangements, or a person living entirely alone. However, the enumerator was not explicitly instructed to define rooms as dwelling units on the basis of cooking equipment or separate entrance.

The number of dwelling units in the 1950 Census may be regarded as comparable with the number of dwelling units in the 1940 Census. Some living quarters may have been classified as separate dwelling units in the one census and not in the other. Further, in the 1950 Census, living quarters with five or more

lodgers were not tabulated as dwelling units; generally, such quarters were included in the 1940 dwelling unit count. However, the net effect of these changes is probably small.

Occupancy and tenure.—Dwelling units are classified by occupancy and tenure into four groups: owner-occupied; renter-occupied; vacant nonseasonal not dilapidated, for rent or sale; and other vacant and nonresident. A dwelling unit is classified as owner-occupied if it was owned wholly or in part by the head of the household or by some related member of his family living in the dwelling unit. All other occupied units are classified as renter-occupied whether or not cash rent was actually paid for living quarters. Rent-free units and living accommodations received in payment for services performed are thus included with the renter-occupied units.

A dwelling unit is considered vacant if no persons are living in it at the time of enumeration. New units not yet occupied were enumerated as vacant dwelling units if construction had proceeded to the extent that all the exterior windows and doors were installed and final usable floors were in place. The classification "Vacant nonseasonal not dilapidated, for rent or sale" is descriptive of the vacant dwelling units reported in this classification. "Other vacant and nonresident" units include all dilapidated and seasonal vacant units as well as the not dilapidated units which were not for rent or sale.

Because of changes in enumeration procedures, the counts of total vacant units in 1940 and 1950 are not strictly comparable. In 1940, vacant units were enumerated if they were habitable; units uninhabitable and beyond repair were excluded from the enumeration. In 1950, units were included regardless of condition if they were intended for occupancy as living quarters. Therefore, no comparison should be made between the data on "vacant nonseasonal not dilapidated, for rent or sale" units from the 1950 Census and data in the 1940 Census reports.

In both censuses, dwelling units occupied entirely by non-residents were included with vacant units not for rent or sale. Trailers, tents, houseboats, and railroad cars which were vacant were excluded from the dwelling unit inventory in both 1950 and 1940.

Condition and plumbing facilities.—Data on condition of a dwelling unit are shown in combination with data for selected plumbing facilities and are, therefore, limited to units for which both condition and plumbing facilities are reported. Plumbing facilities include water supply, toilet facilities, and bathing facilities.

The category "with private bath" includes those dwelling units reported with both a flush toilet and a bathtub or shower inside the structure for the exclusive use of the occupants of the unit. The category "no private bath" includes those dwelling units not having private flush toilet or not having private bathing facilities. The "no running water" category includes units with only piped running water outside the structure or with only other sources such as a hand pump.

A dwelling unit is "dilapidated" when it is run-down or neglected, or is of inadequate original construction, so that it does not provide adequate shelter or protection against the elements or it endangers the safety of the occupants.

Persons per room.—The number of persons per room has been computed for each occupied dwelling unit by dividing the number of persons in the dwelling unit by the number of rooms in the dwelling unit. All persons enumerated in the Population Census as members of the household (including lodgers, servants, and other nonrelated persons) are counted in determining the number of persons that occupy the dwelling unit. The number of rooms in the dwelling unit includes all rooms available for living quarters throughout the year. Not counted as rooms are bathrooms, closets, pantries, halls, screened porches, and unfinished rooms in the basement and attic.

Color of occupants.—Occupied dwelling units are classified by color of head of household according to the definition used in the

1950 Census of Population. The group designated as "nonwhite" consists of Negroes, Indians, Japanese, Chinese, and other non-white races. Persons who are not definitely Indian or of other nonwhite race are classified as white.

Contract monthly rent.—Contract monthly rent is the rent, at the time of enumeration, contracted for by the renter regardless of whether it includes furniture, heating fuel, electricity, cooking fuel, water, or personal services.

Monthly rent for vacant dwelling units is the amount asked for the dwelling unit at the time of enumeration. The average monthly rent relates to renter-occupied dwelling units and vacant nonseasonal not dilapidated units for rent. Dwelling units which are occupied "rent-free" are not included with the units reporting rent.

Value of one-dwelling-unit structures.—Average value is shown for owner-occupied dwelling units and vacant nonseasonal not dilapidated units which are for sale only. Value is shown only if the unit is in a one-dwelling-unit structure without business and if it is the only dwelling unit included in the property. The value represents the amount for which the owner estimates that the property, including such land as belongs with it, would sell under ordinary conditions and not at a forced sale. For vacant units, value is the sale price asked by the owner.

Number reporting.—Occupancy and tenure are reported for all dwelling units, and color of occupants is reported for all occupied units. The corresponding distributions for these subjects in table 1 are based on all dwelling units and on occupied units, respectively. For all other subjects, the distributions are based on the units for which the specific characteristics are reported, that is, the "Number reporting."

The number of dwelling units for which the enumerator obtained no report on a particular item is shown for the city totals only; however, the number "not reported" can easily be derived for each area in tables 2 and 3 by subtracting the number reporting from the total number of dwelling units (or total occupied).

Block identification.—A map or series of maps is included in this report showing block numbers for each block, number and letter designations for wards and block areas, and the names of principal streets.

Blocks are identified by serial numbers, a separate series of numbers being used for each ward or for a group of wards. Thus, the location of each block for which data are presented in table 3 may be determined by referring to the ward and block number shown on the map. Similarly, data for a specific block may be located in the table by reference to the map for the identification numbers of the ward and block.

In some cities "block areas" have been established to facilitate the numbering of blocks in groups of less than 1,000. This may cause a break in the sequence of block numbers within a ward. Where this occurs each part of the ward that is in a separate block area is distinguished on the map, and in the table the data are shown for blocks in numerical order within each block area section of the ward. When a boundary of a ward cuts through a block separating the block into segments, the statistics for each segment are tabulated in the ward in which it is physically located on the map. In such cases, to obtain the statistics for the entire block it is necessary to add the statistics for all segments.

If no dwelling units are reported for a block, the block number is not listed in table 3, although it is shown on the map. Dwelling units for which the block number was not reported are indicated in the table by the symbol "NR." Detailed data are not shown for such dwelling units, nor for blocks containing fewer than three dwelling units. Average monthly rent is not shown when the monthly rent was reported for fewer than three dwelling units. Average value is not shown when the value of one-dwelling-unit properties was reported for fewer than three dwelling units. All dwelling units are included, however, in the statistics for the city and for each ward.

Table 1.—CHARACTERISTICS OF HOUSING FOR THE CITY: 1950

Subject	Number	Percent	Subject	Number	Percent
OCCUPANCY AND TENURE			PERSONS PER ROOM		
All dwelling units.....	26,202	100.0	Occupied dwelling units.....	25,754	...
Owner occupied.....	12,835	49.0	Number reporting.....	25,582	100.0
Renter occupied.....	12,919	49.3	1.50 or less.....	25,024	97.8
Vacant nonseasonal not dilapidated, for rent or sale.....	212	0.8	1.51 or more.....	558	2.2
Other vacant and nonresident.....	236	0.9	Not reported.....	172	...
CONDITION AND PLUMBING FACILITIES			CONTRACT MONTHLY RENT		
All dwelling units.....	26,202	...	Renter-occupied, and vacant nonseasonal not dilapidated units, for rent—Number reporting.....	12,535	...
Number reporting.....	25,860	100.0	Total contract monthly rent..... dollars.....	504,638	...
With private bath, not dilapidated.....	22,798	88.2	Average monthly rent..... dollars.....	40.26	...
No private bath, with running water, not dilapidated.....	2,206	8.5	VALUE OF ONE-DWELLING-UNIT STRUCTURES		
No running water or dilapidated.....	856	3.3	Owner-occupied, ¹ and vacant nonseasonal not dilapidated units, for sale only—Number reporting.....	6,833	...
Condition or plumbing facilities not reported.....	342	...	Total value or sale price..... dollars.....	94,866,000	...
No private bath or dilapidated.....	3,062	11.8	Average value..... dollars.....	10,740	...
COLOR OF OCCUPANTS					
Occupied dwelling units.....	25,754	100.0			
White.....	24,981	97.0			
Nonwhite.....	773	3.0			

¹ Restricted to 1-dwelling-unit properties.

Table 2.—CHARACTERISTICS OF HOUSING BY WARDS: 1950

Ward	All dwelling units by occupancy and tenure					All dwelling units by condition and plumbing facilities			Occupied dwelling units				Contract monthly rent ¹		Value ² of one-dwelling-unit structures	
	Total	Owner occupied	Renter occupied	Vacant nonseasonal not dilap., for rent or sale	Other vacant and nonresident	Number reporting	No private bath or dilap.	No running water or dilap.	Total	Persons per room		Occupied by nonwhite	Number reporting	Average monthly rent (dollars)	Number reporting	Average value (dollars)
										Number reporting	1.51 or more					
TOTAL	26202	12835	12919	212	236	25860	3062	856	25754	25582	558	773	12535	40.26	8833	10,740
1	603	56	527	8	12	595	154	74	583	576	32	9	512	51.13	31	211.61
2	831	244	572	10	5	815	101	10	816	806	10	22	559	47.10	124	141.54
3	1023	232	769	15	7	1004	461	114	1001	997	52	145	754	30.02	66	84.06
4	1735	643	1073	9	10	1713	693	34	1716	1710	47	81	1034	28.59	219	83.82
5	4101	2041	2003	20	37	4057	289	14	4044	4024	58	13	1901	38.75	1117	101.19
6	1156	331	801	15	9	1128	205	154	1132	1119	18	1	794	4.65	162	104.06
7	626	146	456	14	10	615	64	5	602	598	16	2	444	4.91	88	13.58
8	947	382	554	4	7	938	55	26	936	932	12	8	536	4.46	227	10.27
9	3253	1701	1516	18	18	3222	202	40	3217	3193	39	11	1484	41.44	1052	102.18
10	1878	1182	682	5	9	1859	81	20	1864	1849	12	1	659	43.29	873	110.54
11	571	138	427	4	2	557	111	71	565	558	12	7	418	4.27	65	11.80
12	2373	1310	1003	9	51	2334	169	74	2313	2295	127	35	977	35.16	1069	13.89
13	1525	872	629	14	10	1513	86	29	1501	1488	24	9	607	40.12	661	94.90
14	2768	2046	656	45	21	2742	269	29	2702	2690	46	12	637	41.81	1719	8.96
15	2812	1511	1251	22	28	2768	122	95	2762	2747	53	3	1219	41.24	1360	11.53

¹For renter-occupied dwelling units and vacant nonseasonal not dilapidated units, for rent.
²For owner-occupied dwelling units and vacant nonseasonal not dilapidated units, for sale only.

HOUSING—BLOCK STATISTICS.

Table 3.—CHARACTERISTICS OF HOUSING FOR WARDS, BY BLOCKS: 1950

[Detailed statistics not shown for blocks containing fewer than 3 dwelling units, nor for dwelling units not allocated by blocks (designated by NR)]

Ward	Block	All dwelling units by occupancy and tenure					All dwelling units by condition and plumbing facilities			Occupied dwelling units			Contract monthly rent ¹		Value ² of one-dwelling-unit structures		
		Total	Owner occupied	Renter occupied	Vacant non-seasonal not dilap., for rent or sale	Other vacant and non-resident	Number reporting	No private bath or dilap.	No running water or dilap.	Total	Persons per room		Occupied by non-white	Number reporting	Average monthly rent (dollars)	Number reporting	Average value (dollars)
											Number reporting	1.51 or more					
1	753	723	1	71					72	72	2	2	71	4 4.84			
	754	407	3	36	1				40	39	3	5	36	4 9.47	2		
	755	992	10	81	4				99	97	7		84	5 5.89	3	11,666	
	756	324	3	47					32	50	4		47	4 1.17			
	757	524	6	26					52	31	2	1	26	3 4.92	3	17,666	
	759	255	2	22	1				25	24	1		23	4 4.78			
	761	100		20					10	19	2		19	3 6.47			
	762	200		20					20	20	1		17	6 8.76			
	763	60	6	20	2				15	15	5	1	13	5 9.94	1		
	764	60															
	805	17	13	4					17	17			2		13	24,000	
	806	24	2	22					24	23			21	3 4.19	2		
	809	44	5	29				10	34	34	4		27	5 7.74	3	15,000	
	816	6	4	1					5	5	1		1		4	25,000	
2	747	22	13	13	2				27	26			15	3 9.46	7	8,500	
	748	68	32	32					68	68	2	2	31	4 1.45	21	7,595	
	749	106	38	71	2	1			106	98		1	73	4 1.31	10	8,150	
	750	66	18	44					62	60	3		41	4 1.80	8	8,625	
	751	22	5	17					22	22	1		17	3 5.70	3	6,666	
	752	32	2	35	1	1			37	36	1		35	3 8.54			
	753	77	2	7					77	77			7	5 0.91	9	15,555	
	765	130	2	107	1				128	7		1	103	5 0.91	7	15,742	
	766	61	19	41	1	1			61	60			37	5 0.40	7	15,742	
	767	57	15	41	1	1			53	56	1	3	40	4 3.95	8	13,250	
	768	54	8	44	2	1			48	11	2	1	43	5 3.13	3	11,000	
	770	7	3	7					7	7	1		7	3 0.00			
	802	18	3	45	2				77	75			46	5 5.00	17	14,294	
	803	18	4	14					18	18			14	6 2.57	2		
	804	64	14	48	1	1			62	60			45	4 8.86	9	19,555	
	816	11	4	4					15	15			4	7 5.25	9	29,722	
	818	23	15	8					23	23			7	6 5.85	11	23,545	
	819	1															
3	739	722	14	56	1	1			71	36			56	2 7.78	4	13,750	
	740	141	2	64	2				86	41			63	3 0.09	3		
	741	146	2	119				7	141	87			116	2 6.98	4	12,966	
	742	147	2	117					146	85			116	2 9.40	7	7,500	
	743	97	2	66	4	2			96	13			66	3 0.53	12	10,083	
	744	83	3	52	1	1			83	13			50	3 4.60	12	7,666	
	745	68	3	7					65	4			31	4 1.03	13	7,261	
	746	107	3	7					10	2			7	3 8.42	1		
	747	87	18	67	2				86	42		1	65	3 1.03	1		
	773	94	12	77	2	3			89	68	4	3	74	2 8.20	2		
	774	73	11	62					70	51			62	2 5.01	6	6,333	
	796	23	6	22	1				19	7			16	3 6.31	1		
	797	30	5	25					29	12			24	3 1.54	1		
	798	100	5	7		1			10	7			7	4 5.85	1		
	801	3	2	1					3	3			1		2		
4	726	59	42	17					58	9			16	3 2.12	29	7,868	
	727	43	38	5				1	43	1			4	3 5.00	34	8,844	
	728	42	10	14				1	42	2			14	3 3.71	17	8,117	
	729	17	7	7					17	17	1		7	2 7.85	3	12,433	
	730	50	23	27					49	20			25	2 5.44	6	8,166	
	731	21	11	10				5	21	5			10	2 8.70	4	6,750	
	732	11	2	2					11	4			2				
	733	26	14	12					26	4			12	5 1.00	4	17,500	
	734	72	20	52					72	21			49	3 2.00	2		
	735	68	30	37	1				68	13			36	3 0.52	5	12,200	
	736	61	25	36					60	4			35	3 0.02	4	8,750	
	737	86	34	51		1			85	19			45	3 1.51	12	8,333	
	738	69	33	36					69	16			34	2 9.73	10	11,200	
	775	118	43	142		3			186	11			135	2 2.86	4	6,750	
	776	100	18	82					95	7			75	2 4.77			
	777	66	30	35		1			66	5			33	4 1.60	16	8,250	
	778	28	14	14					28	1			13	3 3.30	5	9,000	
	779	108	3	5				1	10	9			10	2 4.87			
	780	8	3	5					8	4			5	2 6.50	3	14,166	
	781	7	1	6					7	7			6	2 7.66			
	782	13	3	9	1				13	9			10	1 8.90			
	783	60	14	45		1			59	4			44	2 6.02	4	7,875	
	784	141	26	110	4	1			141	10			112	2 9.65	4	10,250	
	785	61	18	43					60	24			41	2 8.97	3	6,666	
	786	100	40	58	1	1			100	55			57	2 7.66	6	6,000	
	787	59	27	31		1			59	22			31	2 7.09	11	7,545	
	788	28	28	45					73	34			45	2 8.82	9	7,666	
	789	69	24	45					66	33			43	2 9.20	12	4,666	
	790	22	4	48	1				71	28			47	2 7.10	4	7,625	
	791	31	12	19					27	9			19	2 6.15	5	5,500	
	792	14	3	11					14	7			10	3 0.20	1		
	795	18	5	11	1	1			16	10			11	3 1.18	2		

¹For renter - occupied dwelling units and vacant nonsessional not dilapidated units, for rent.
²For owner - occupied dwelling units and vacant nonsessional not dilapidated units, for sale only.

Table 3.—CHARACTERISTICS OF HOUSING FOR WARDS, BY BLOCKS: 1950—Con.

Ward	Block	All dwelling units by occupancy and tenure					All dwelling units by condition and plumbing facilities			Occupied dwelling units				Contract monthly rent ¹		Value ² of one-dwelling-unit structures	
		Total	Owner occupied	Renter occupied	Vacant non-seasonal not dilap. for rent or sale	Other vacant and non-resident	Number reporting	No private bath or dilap.	No running water or dilap.	Total	Persons per room		Occupied by non-white	Number reporting	Average monthly rent (dollars)	Number reporting	Average value (dollars)
											Number reporting	1.51 or more					
5	416	7	5	2					7								
	417	27	14	12		1			26				2	4 1.00	2	8 300	
	418	1											12		11		
	421	32	6	25	1				31	31	2		26	4 1.42	3	9 166	
	422	48	17	30		1			47	47			30	3950	5	17200	
	423	104	30	73	1		1		104	103	1		9	4 655	9	14500	
	424	23	14	9					23	23			7	4 088	7	9 428	
	425	47	16	31					47	47			30	3860	9	9 555	
	426	53	19	33	1				53	52			34	3 464	7	10357	
	427	51	14	37					51	51	2		36	2958	6	14000	
	428	48	19	29					46	46	2		29	3744	9	7944	
	429	34	19	14		1			34	33			14	4 314	4	8250	
	430	39	20	19					39	39			19	4 194	8	7875	
	431	39	9	30					39	39		1	28	3 450	3	8 666	
	432	48	17	30	1				48	47	1		31	3 561	5	7200	
	433	29	16	12		1			29	28			11	4 472	12	8833	
	434	36	17	19					36	36		1	18	4 688	8	12625	
	435	29	17	12					29	29			12	3925	11	7554	
	436	19	14	5					19	19	2	1	5	4 320	9	8 777	
	437	38	28	9		1			38	37			10	3990	19	11394	
	438	15	11	4					15	15			4	5 450	10	11400	
	439	14	12	2					14	14			2		10	12420	
	441	24	22	2					24	24			1		20	9055	
	442	22	14	8					22	20	1		7	3 942	11	8727	
	443	30	16	14					29	30		1	14	2750	13	7153	
	444	24	19	5					24	24			5	4 300	17	9705	
	445	27	22	5					27	27			5	2 460	19	9868	
	446	20	13	7					20	20	1		7	4 928	10	10060	
	447	12	9	3					12	12			2		8	9612	
	456	5	3	1		1			4	4			1		1		
	457	17	7	10					17	16	1	1	9	3 311	4	5 775	
	458	22	19	3					22	22	2	2	3	4 533	19	7842	
	459	29	29						29	29	1		28		28	8839	
	460	30	30						30	30			29		29	9103	
	461	24	22	2					24	24			22		22	10018	
	462	37	30	7					37	37			7	37.00	27	10374	
	463	23	21	2					23	23			2		19	9921	
	464	32	23	7	1	1			32	30			7	3 071	22	10009	
	465	21	15	6					21	21		2	5	37.00	15	8006	
	466	32	28	3		1			32	31			3	3866	25	8760	
	467	34	26	8					33	33			7	3714	19	7873	
	468	28	19	9					28	28	1		8	2837	13	10807	
	469	24	19	5					24	24			5	5200	17	9911	
	470	25	16	9					25	25			9	4 344	8	11375	
	471	45	29	14		2			44	43			12	3 433	13	9430	
	472	38	16	22					38	38			21	3814	9	8722	
	473	56	19	37					56	54			37	3 383	4	10250	
	474	46	24	20					44	43	2		20	3810	14	9535	
	475	32	23	9					32	32			8	4 612	12	10166	
	476	93	28	64		1			92	92	1	5	62	2956	12	8041	
	477	61	31	27		2			61	58	1		27	3259	17	8441	
	478	75	34	40		1			74	74	2		39	3951	17	8764	
	479	63	26	34		3			60	60		1	26	4 042	11	11272	
	480	73	37	36					72	73			30	4 076	10	12000	
	481	52	30	22					51	52			20	4 830	13	16615	
	482	98	36	62					97	98		2	60	3160	10	10100	
	484	39	19	19		1			39	38			17	5100	14	15642	
	485	76	41	31		4			71	72			29	5206	19	11273	
	486	50	14	36					50	50			33	4787	7	13571	
	487	79	25	52		1	1		77	76	1		49	4773	9	9444	
	488	40	20	20					40	40			19	4 184	14	8571	
508	33	14	19					33	33			18	4 350	5	10400		
509	89	40	48		1			88	88			48	4760	17	9294		
510	88	22	64		2			86	86			62	4 635	8	16812		
511	57	26	30		1			57	55			26	4 880	10	16250		
512	80	33	46		1			80	79			45	4931	12	12708		
513	32	11	19		2			32	30			18	4977	6	14900		
514	32	16	16					32	32			15	5 473	7	15571		
515	44	22	22					44	44			19	4 405	9	18666		
516	37	23	13		1			37	36			13	4 092	12	14000		
517	35	15	20					35	35			17	4241	5	10100		
518	20	11	9					20	20			9	4744	6	14333		
519	55	20	33		2			51	53			33	3569	5	12000		
520	98	48	48		2			98	96			45	3137	16	11562		
521	100	41	59					100	100		1	56	3 466	10	12000		
522	118	45	71		1			114	116		2	71	3278	22	8818		
523	51	23	26		2			51	49			24	3829	9	8444		
524	46	34	11		1			41	45			8	4 412	22	11136		
525	95	48	45		1			94	93			40	3890	19	9552		
526	35	18	16		1			34	33			15	3153	8	9437		
527	64	11	53					64	64			51	2856				
528	57	15	42					57	57		1	42	3014	1			
529	46	27	19					46	46			16	2956	10	8860		
530	78	47	33		1			77	77			31	3870	19	13157		
531	63	37	26					63	63			26	3811	23	9465		
532	27	12	15					27	27			13	2607	7	8142		
533	55	34	20					54	53			16	2668	17	8441		

¹For renter - occupied dwelling units and vacant nonseasonal not dilapidated units, for rent.
²For owner - occupied dwelling units and vacant nonseasonal not dilapidated units, for sale only.

HOUSING—BLOCK STATISTICS

Table 3.—CHARACTERISTICS OF HOUSING FOR WARDS, BY BLOCKS: 1950—Con.

Ward	Block	All dwelling units by occupancy and tenure					All dwelling units by condition and plumbing facilities			Occupied dwelling units			Contract monthly rent ¹		Value ² of one-dwelling-unit structures		
		Total	Owner occupied	Renter occupied	Vacant non-seasonal not dilap. for rent or sale	Other vacant and non-resident	Number reporting	No private bath or dilap.	No running water or dilap.	Total	Persons per room		Number reporting	Average monthly rent (dollars)	Number reporting	Average value (dollars)	
											Number reporting	1.51 or more					Occupied by non-white
5	534	37	19	18			37	9			37	37	1	17	31.00	9	7,777
	535	41	21	20			41	8			41	41	2	18	28.55	7	8,500
	536	25	14	11			25				25	25	1	10	34.70	7	9,500
	537	36	27	9			36				36	36		7	41.71	20	7,160
	538	51	42	7	1	1	50				49	48	1	6	34.83	38	9,694
	539	18	10	8			18				18	18		8	22.87	8	5,750
	540	3	2	1			3				3	3		1		1	
	541	14	7	6	1		14				13	13		7	35.00	4	6,000
542																	
6	400	29	14	15			28	2		29	29		15	46.53	8	8,750	
	401	96	23	71	2		95	5	2	94	93		70	50.35	11	12,636	
	402	37	10	26	1		34	1	1	36	36	1	26	61.80	5	18,400	
	411	29	7	22			29	1	1	29	29		21	37.38	2		
	412	66	20	46			64	3		66	65	1	45	45.53	8	9,687	
	413	24	14	10			24	2		24	24		9	64.22	8	13,375	
	414	33	18	15			33			33	33		15	51.66	13	9,961	
	415	13	10	3			13			13	13		3	53.00	7	11,257	
	490	91	29	57	5		91	2		86	86		61	63.39	16	8,968	
	491	43	13	29	1		43			42	42		30	46.26	3	12,000	
	492	106	25	80		1	106	11	3	105	105		79	42.34	11	10,318	
	493	88	24	62	2		87			86	86		63	46.96	13	12,115	
	503	102	32	67	1	2	102	5	2	99	95	2	66	44.22	13	7,961	
	504	114	22	87	1	4	110	52	47	109	106	7	82	43.24	17	10,000	
	505	186	23	159	2	2	175	88	71	182	180	7	157	40.84	4	11,000	
506	85	38	47			81	25	22	85	84		47	45.48	16	9,468		
507	14	9	5			13		6	14	13		5	44.20	7	8,071		
7	405	39	10	29			39			39	39		28	61.57	8	16,500	
	406	20	17	2		1	19			19	19		2		16	17,812	
	407	39	18	20	1	1	38	1		38	37		20	59.55	16	14,750	
	408	72	26	42	2	2	72			68	68		39	47.23	15	11,320	
	409	26	11	15			25			26	25		15	52.66	7	16,428	
	494	49	12	34	3		49	5		46	46		36	45.41	2		
	495	1															
	496	82	9	68	2	3	80	12		77	76	5	67	51.11	7	10,571	
	497	6	1	4			5			5	5		3	34.33			
	499	28	4	24		1	28	5	4	28	28	1	23	37.82	2		
	500	15	6	9			13	1		15	15	1	9	33.44	4	11,750	
	501	109	12	90	4	3	106	26	1	102	101	3	89	44.55	6	8,250	
502	140	20	118	2		140	14		138	138	6	112	51.62	5	7,800		
8	287	20	11	9			20			20	20		9	49.44	9	9,688	
	288	19	6	13			19	2		19	19	1	12	35.25	2		
	291	29	9	20			28			29	29		20	36.80	5	9,600	
	292	39	14	25			39			39	39	1	25	36.56	8	7,375	
	293	18	11	7			18	5		18	18	2	7	58.14	2		
	343	4	2				4			4	4		2				
	344	6	1	5			6			6	6		5	30.60			
	345	28	3	25			28	1	1	28	27		25	36.44	1		
	346	30	13	17			30	2		30	30		17	45.64	8	6,637	
	347	33	22	10	1		33	2		32	32		11	46.36	17	8,194	
	348	65	34	29		2	65	5	5	63	63		27	42.66	28	12,053	
	349	14	2	11		1	14			13	13		10	43.00			
	350	66	45	21			63			66	65		19	57.05	31	15,032	
	351	72	34	38			71			72	72	1	34	44.29	19	11,631	
	352	70	17	51		2	70			69	68	1	51	47.96	3	12,000	
	353	21	7	14			20			21	21		14	46.71	4	10,750	
	354	95	29	64		2	95	14	14	93	93		62	39.37	20	7,900	
	355	102	33	68	1		101	11	6	101	100	3	66	46.80	19	11,473	
	356	27	14	13			27			27	27		11	41.00	8	9,375	
403	61	22	37			60			61	60	1	37	43.43	11	10,681		
404	127	50	75	2		126	13		125	125	2	72	52.02	31	11,354		
498	1																
9	311	1															
	313	29					29			29	29		8	37.12	21	9,547	
	314	74	57	17			73	2	2	74	67	4	16	45.06	44	10,629	
	315	45	30	15			44	7	2	45	45		13	49.30	20	9,333	
	316	8	6	2			8			8	8		5			5	6,200
	317	69	35	34			67			69	69	2	34	40.82	26	8,750	
	318	56	24	32			55			56	56	1	31	38.35	14	8,071	
	319	62	25	36			62		1	61	61		35	40.14	16	10,628	
	320	52	19	31		2	52			50	46	2	29	36.89	8	7,250	
	321	29	15	14			29		2	29	29	2	13	34.92	8	6,187	
	322	18	5	13			17			18	18	1	12	25.83	4	6,625	
	323	30	14	16			30			30	30		16	30.81	10	11,500	
	324	31	11	19			30			30	30		18	48.27	2		
325	44	13	31		1	43	6		44	43	2	29	41.86				
326	24	16	8			23	4		24	24		8	45.75	9	12,833		
327	9	5	4			9	2		9	9		4	45.50	2			
328	46	28	17		1	44	3	1	45	45	2	17	37.11	21	6,852		

¹For renter - occupied dwelling units and vacant nonseasonal not dilapidated units, for rent.
²For owner - occupied dwelling units and vacant nonseasonal not dilapidated units, for sale only.

Table 3.—CHARACTERISTICS OF HOUSING FOR WARDS, BY BLOCKS: 1950—Con.

Ward	Block	All dwelling units by occupancy and tenure					All dwelling units by condition and plumbing facilities			Occupied dwelling units			Contract monthly rent ¹		Value ² of one-dwelling-unit structures	
		Total	Owner occupied	Renter occupied	Vacant non-seasonal not dilap., for rent or sale	Other vacant and non-resident	Number reporting	No private bath or dilap.	No running water or dilap.	Total	Persons per room		Number reporting	Average monthly rent (dollars)	Number reporting	Average value (dollars)
											Number reporting	1.51 or more				
9	3389	35	17	16		35			35	35		16	38.00	9	5,244	
	3330	44	20	24		44	1		44	44	1	23	42.47	9	9,300	
	3331	59	30	29		58	9	8	59	58		28	44.25	22	9,581	
	3332	76	41	34	1	74	2		75	71		32	50.56	24	11,262	
	3333	29	17	11	1	28	1		28	28		11	48.54	16	9,575	
	3334	25	18	7		25			25	25		7	52.85	14	9,357	
	3335	56	44	10	1	56	2		54	54	1	11	54.63	38	11,394	
	3336	40	22	18		39	2	2	40	39		18	43.88	15	11,000	
	3337	67	33	33		66	7	1	66	66	1	29	39.72	9	9,352	
	3338	51	20	31		51	3		51	51		29	45.02	17	16,650	
	3339	50	29	20	1	50	2		49	49		19	39.63	19	10,926	
	3340	57	32	25		57	2		57	57		25	57.52	23	10,117	
	3341	42	19	23		42	1	1	42	42	1	21	35.38	9	7,166	
	3358	15	12	3		15			15	15	1	3	40.66	9	5,012	
	3359	43	23	20		43	4		43	43	1	18	36.88	12	5,741	
	3360	65	29	35		65	3		64	64	2	34	29.55	15	9,773	
	3361	58	39	19	1	57	3		58	57		17	39.05	27	8,722	
	3362	31	18	13		31	5		31	31	2	10	50.50	12	9,291	
	3363	75	30	41	4	74	13		71	71	1	44	37.56	7	12,571	
	3364	49	31	18		46	1		49	49		18	45.33	16	7,656	
	3365	40	29	25		54	6	1	54	54	1	25	36.32	13	16,538	
	3366	40	28	12		39	3	1	40	40		12	41.50	17	7,776	
	3367	33	22	11		33	11		33	33		11	45.81	14	9,771	
	3368	40	32	1	1	40	2	2	39	39	2	8	49.87	26	9,392	
	3369	62	47	15		62	7		62	62		15	45.80	36	11,555	
	3370	41	32	8	1	41	7		40	40		8	78.12	26	10,000	
	3371	45	38	7		45	1		45	45		7	71.14	27	9,925	
	3372	51	40	10	1	51	5		50	50	2	10	61.00	28	13,642	
	3373	43	29	14		42	4		43	43	1	14	45.50	19	10,973	
	3374	21	13	8		21	2		21	21		8	40.62	10	9,650	
	3375	26	17	9		25		1	26	26	1	9	40.66	9	9,555	
	3376	29	15	14		28	6	1	29	29	1	14	42.85	4	10,500	
	3377	60	27	32		60	1		59	59	1	32	40.18	12	11,250	
	3378	43	23	20	1	42	2		43	43	2	20	47.05	12	10,795	
	3379	18	15	3		18			18	18		3	63.33	12	13,755	
	3380	59	38	21		59	5		59	59		21	48.04	11	11,455	
	3381	33	26	7		33	1		33	33	2	7	52.28	17	9,232	
	3382	26	22	4		26	6		26	26		4	57.50	16	10,000	
	3383	12	7	5		12			12	12		5	61.00	6	10,000	
	3384	20	11	9		20			20	20		9	50.77	8	9,375	
	3385	15	10	5		15			15	15		5	45.80	8	11,062	
	3386	79	28	50	1	78	6	1	78	78	3	50	36.28	14	13,857	
	3387	44	16	28		43		1	44	44		28	43.21	8	13,750	
	3388	26	11	14		26	3	1	25	25		14	42.71	4	11,875	
	3389	85	36	47	1	85	10	7	83	82		47	37.89	17	9,852	
	3391	108	46	59	3	107	20	7	105	105	2	60	39.98	22	9,636	
	3392	89	50	37	1	89	7		87	86		35	43.82	28	10,928	
	3393	88	40	45	2	88	5	1	85	85		45	41.28	23	10,000	
	3394	83	47	35		83	7		82	81		33	44.75	32	10,484	
	3395	35	15	20		35	3		35	35	1	20	41.95	8	10,875	
	3396	42	23	19	1	42	2		42	42	1	19	44.73	14	14,464	
	3398	42	19	21	1	42	1		40	39		22	40.13	7	7,928	
	449	167	1	165	1	166	1		166	165	2	165	34.57	1		
10	2336	5	5			5			5	5				5	14,380	
	2337	7	6	1		7			7	7		1		5	11,600	
	2338	28	22	6		28			28	28		5	56.20	18	11,627	
	2339	28	23	5		28			28	28		5	55.00	22	12,477	
	2340	12	12			12			12	12				12	11,666	
	2341	23	23			22			23	23				21	11,285	
	2342	54	41	12	1	54			53	53		11	51.36	34	11,735	
	2343	39	32	7		39	1	1	39	39		7	48.42	25	9,860	
	2344	99	63	34		98			97	97		34	46.61	46	10,728	
	2345	51	22	27		50	1		49	48	1	27	42.00	12	15,600	
	2346	19	14	5		19			19	19	1	5	44.00	9	12,111	
	2347	37	18	19		36			37	36		18	43.38	8	9,687	
	2348	45	14	29		45		2	43	43		28	37.53	7	13,428	
	2349	4	2	2		4			4	4		2		1		
	2356	7	1	6		7	1	1	7	7		6	30.50	1		
	2357	5	3	2		5			5	4		1		3	9,666	
	2358	37	18	18	1	37	3		36	36		16	41.93	8	9,975	
	2359	57	28	29		57	7		57	55		28	40.82	14	9,000	
	2361	58	26	32		58	7	3	58	57		30	46.43	15	11,333	
	2362	32	27	5		32			32	32		4	41.25	22	9,250	
	2363	33	26	7		33			33	33		7	35.57	24	11,250	
	2364	56	47	8	1	56	1		55	55		8	55.00	40	13,600	
	2365	19	15	4		18			19	19		4	51.25	11	12,409	
	2366	23	20	3		23			23	22		3	38.33	18	13,944	
	2367	4	4			4			4	4				4	13,750	
	2368	3	3			3			3	3				3	16,666	
	2369	4	3	1		4			4	4		1		2		
	2370	21	20	1		21			21	21		17	7	12,777	18	12,777
	2371	33	26	7		33			33	33		7	70.00	25	13,388	
	2372	17	11	6		17			17	17		5	51.00	9	13,777	
	2373	5	4	1		5			5	5		1		3	9,666	

¹For renter-occupied dwelling units and vacant nonseasonal not dilapidated units, for rent.
²For owner-occupied dwelling units and vacant nonseasonal not dilapidated units, for sale only.

HOUSING—BLOCK STATISTICS

Table 3.—CHARACTERISTICS OF HOUSING FOR WARDS, BY BLOCKS: 1950—Con.

Ward	Block	All dwelling units by occupancy and tenure					All dwelling units by condition and plumbing facilities			Occupied dwelling units				Contract monthly rent ¹		Value ² of one-dwelling-unit structures	
		Total	Owner occupied	Renter occupied	Vacant non-seasonal not dilap., for rent or sale	Other vacant and non-resident	Number reporting	No private bath or dilap.	No running water or dilap.	Total	Persons per room		Occupied by non-white	Number reporting	Average monthly rent (dollars)	Number reporting	Average value (dollars)
											Number reporting	1.51 or more					
10	275	63	45	18		63			63	63			18	51.88	39	11,977.6	
	276	59	50	8	1	59			58	58			8	56.87	45	12,577.7	
	277	31	22	9		31	3		31	31			3	51.33	16	10,593.3	
	278	25	22	3		25			25	25				3	35.00	19	11,342.2
	279	61	40	19	1	60			59	57			1	43.17	36	9,673.3	
	280	64	38	26		63	8		64	63				41.57	25	9,718.9	
	281	29	20	9		28			29	29		1	1	45.75	13	9,700.3	
	282	17	38	19		56		2	17	17				44.73	4	8,000.0	
	283	10	10			7			17	17				39.85	4	8,000.0	
	284	28	9	19		28	1		28	28		1	1	38.00	5	9,600.0	
	285	113	37	76		113	18	1	113	113	3		7	40.15	18	7,822.2	
	286	43	16	26	1	43	5	1	42	41			2	37.68	9	8,055.5	
	287	53	24	29		53	1		53	53			2	42.64	11	7,011.8	
	288	52	31	21		52			52	52		1	1	42.90	21	7,231.8	
	289	7	31	46		90	6	6	9	8		1	4	38.51	34	8,652.0	
	290	80	47	32		80	11	4	79	77			2	47.23	30	9,322.0	
	291	61	42	19		61			61	60		1	1	47.50	33	10,622.1	
	292	66	52	14		65			66	65		1	1	53.69	41	11,877.8	
	293	19				19	1		19	19			5	49.80	8	15,262.2	
	11	135	1														
		136	27	12	15		27	5		27	27			1	45.35	7	8,571.1
		137	21	9	12		21	3		21	21	3		12	37.25	3	14,666.6
		138	21	8	13		21	10		35	34	3		3	37.96	1	
		139	107	16	90	1	105	14	3	106	105	7	5	5	86.66	5	10,100.0
		140	19	1	18		19	3		19	19			1	37.00		
		141	12		12		12	4		12	12			1	34.66		
		142	11	1	10		11			11	11			1	39.08		
		143												1	35.90		
		144	38	7	30	1	38			37	37			3	37.46	3	9,333.3
		145	59	22	37	1	59			58	57	1		2	45.72	6	8,016.6
		146	49	11	38	1	48			47	46	1		4	44.23	10	11,050.0
		147	33	3	30		33			33	33			3	33.76	3	13,333.3
148		11	7	4		11			11	11			7	47.57	4	15,750.0	
149		20	1	19		20	5	2	20	20			1	42.63	2		
150		21	1	20		21	5	1	21	20			1	42.33	2		
151		14		14		14			14	14			2	56.00	3	18,333.3	
152		18		18		18			18	18			2	44.18	6	9,833.3	
153		9	20	22		41	4	2	42	41			2	52.00	11	14,545.5	
12		13	1				20			20	20			1		19	13,605.5
		14	20	3	17		20	6		20	20			1	17.00	3	17,000.0
		15	3	3			3			3	3			2	19.83	6	19,833.3
		16	15	13	2		15			15	15			2	24.00	11	24,000.0
		17	14	13	1		13	1	1	14	14			1	24.85	10	24,850.0
	18	13	11	2		12			11	11			1	23.27	11	23,227.7	
	19	11	9	2		10			10	10			1	19.44	9	19,444.4	
	20	7	7			7			7	7			1	14.71	7	14,714.4	
	21	9				9			9	9					8	13,112.2	
	22																
	23	184	3	173		183	2	2	173	171	34	12	1	28.09			
	24	131	3	121		127	8	8	124	120	21	7	2	27.48	1		
	25	151	5	131		147	20	19	136	135	35	6	5	28.04	3	10,000.0	
	26	26	25	1		26			26	26			1		25	12,872.7	
	27	11	11			11			11	11					11	23,545.5	
	28	21	20	1		20			21	21			1		19	19,157.7	
	29	8	8			8			8	8					8	25,500.0	
	30	36	35	1		36			36	36			1		35	13,062.2	
	31	43	40	3		43			43	43			3	69.33	39	13,397.7	
	32	13	13			13			13	13					12	24,375.5	
	33																
	34	9	8	1		9			9	9				1	8	19,000.0	
	35	14	13	1		14			14	14				1	13	22,000.0	
	36	11	10	1		11			11	11				1	10	12,700.0	
	37	19	15	4		19	2		18	18			3	76.66	15	12,500.0	
	38	21	21			21			21	21			1		21	14,104.4	
	39	4	1	3		4			4	4		1	2		2		
	40	5	3	2		5	1	1	4	4			2		3	4,566.6	
	41	2	6			2			6	6			1		5	4,700.0	
	42	1				1			1	1							
	43																
	44	9	8	1		9			9	9				1	8	21,312.2	
45	6	6			6			6	6					5	19,500.0		
46	33	29	4		33			33	33				2	28	15,567.7		
47	14	13	1		14			14	13			1		12	16,250.0		

¹For renter - occupied dwelling units and vacant nonseasonal not dilapidated units, for rent.
²For owner - occupied dwelling units and vacant nonseasonal not dilapidated units, for sale only.

Table 3.—CHARACTERISTICS OF HOUSING FOR WARDS, BY BLOCKS: 1950—Con.

Ward	Block	All dwelling units by occupancy and tenure					All dwelling units by condition and plumbing facilities			Occupied dwelling units			Contract monthly rent ¹		Value of one-dwelling-unit structures		
		Total	Owner occupied	Renter occupied	Vacant non-seasonal not dilap., for rent or sale	Other vacant and non-resident	Number reporting	No private bath or dilap.	No running water or dilap.	Total	Persons per room		Number reporting	Average monthly rent (dollars)	Number reporting	Average value (dollars)	
											Number reporting	1.51 or more					Occupied by non-white
12	51	21	14	7					21	21		7	67.42	14	13,500		
	52	30	21	9					30	30		9	42.66	18	10,611		
	53	5	5						5	5				4	8,625		
	54	10	8	2					10	9		2		4	5,875		
	55	12	10	2					12	10				6	5,833		
	56	3	3						3	3				3	4,833		
	57	12	12						12	12				12	4,875		
	58	2															
	59	7	6	1					7	7				5	10,800		
	60	11	8	3					11	11		3	65.00	8	12,968		
	61	14	14						14	14				13	14,038		
	62	8	6	1		1			8	7		1		7	14,071		
	63	16	12	4					16	16		3	47.33	12	16,041		
	64	16	15	1					16	16				15	19,300		
	65	26	25	1					26	26		1		23	27,913		
	66	8	7	1					8	8		1		5	11,400		
	67	11	8	3					11	10		1		6	42,500		
	68	6	5	1					6	6		1		5	19,000		
	69	14	13	1					14	14		1		13	16,076		
	70	6	6						6	6				6	16,750		
	71	4	4						4	4				4	17,250		
	72	32	32						32	32				31	19,290		
	73	7	7						7	7				7	22,857		
	74	19	18	1					19	19		1		16	12,875		
	76	18	15	3					18	18		3	58.00	12	14,166		
	77	15	9	6					15	15		5	65.00	4	12,000		
	78	11	13	5					11	18		5	49.00	7	16,857		
	79	30	19	11					30	30		11	35.90	17	10,011		
	80	27	28	8					27	27		8	51.51	71	13,452		
	82	22	19	3					22	22		3		12	12,433		
	83	8	2	5					8	8	2	6	38.50	1			
	84	4	5	4					4	4		3	25.50	4	7,200		
	85	4	4						4	4		4	21.25	4			
	86	66	36	29					66	66	3	39	42.65	18	9,361		
	87	168	70	94		1			168	138	7	9	34.21	35	6,742		
	88	39	12	25		2			39	37		4	33.80	4	6,500		
	89	1							1	10				8	6,562		
	90	10		1					10	10				5	9,600		
	91	11	7	4					11	11		4	25.75	8	9,600		
	92	2							2								
	94	1		2					1	7	1	2		5	7,800		
	95	7	5	2					7	3		2					
	96	3	1	1		1			3	3	1	1		1			
	97	3	2	1					3	3							
	98	7	7						7	7							
	114	49	2	49					48	5	7	47	48	3	35.00		
	117	5							5	5					2		
	120	14	11	3					14	14							
	121	53	34	19					53	53		1	3	11	6,245		
	122	9	5	8		2			9	3		4	3	21	6,904		
	123	20	7	13					20	3		2	2	3	7,666		
	124	39	19	17		2			36	8		1	2	5	7,600		
	125	38	20	15		3			37	6		2	2	10	8,800		
	126	24	14	9					23	4	1	1	15	16	7,093		
	127	42	25	17					42	11		2	10	11	6,909		
	128	11	15	1					27	1		2	16	14	9,071		
	129	15	12	3		1			15	1		3	15	5	7,900		
	130	10	10						10	10			3	11	6,409		
	131	27	7	19					24	5	3	20	4	3	7,666		
	132	18	13	5		1			18	5	1	5	4	8	9,187		
	133	21	16	5					20	5	2	21	4	14	9,750		
	137	22	15	1		1			20	7	4	21	1	4	6,575		
	138	22	21	1					26	8		36	15	11	6,500		
	212	51	22	29					50	4		51	2	19	8,084		
	213	9	1	8					8	9		9	4	19	8,084		
	13	99	6	3	3				6	2	2	6	3	22.66	3	9,333	
		100	2						2								
		101	3	1	2				3						1		
		108	4	1	2				4				1		1		
		109	6	4	2		1			6			3	24.33	2		
		110	2	1	1		1			2			1		2		
		111	2							2							
		112	4							4							
		113	6	3	3					6	3		3	5	2	3	6,666
		114	8	7	1					8	2	1	8	1	3	6,666	
		115	18	10	8					18	5	5	18	7	4	4,750	
		116	22	13	9					22	3	8	21	8	7	5,428	
		119	24	10	13		1			23	9	8	23	2	8	4,125	
		140	2							2							
		153	2							2							
		166	2							2							
		171	1							1							
	174	12	8	3					12				3	28.33	8	7,875	
	175	1							1								
	176	2							2								

¹For renter-occupied dwelling units and vacant nonseasonal not dilapidated units, for rent.
²For owner-occupied dwelling units and vacant nonseasonal not dilapidated units, for sale only.

HOUSING—BLOCK STATISTICS

Table 3.—CHARACTERISTICS OF HOUSING FOR WARDS, BY BLOCKS: 1950—Con.

Ward	Block	All dwelling units by occupancy and tenure					All dwelling units by condition and plumbing facilities			Occupied dwelling units			Contract monthly rent ¹		Value ² of one-dwelling-unit structures	
		Total	Owner occupied	Renter occupied	Vacant non-seasonal not dilap. for rent or sale	Other vacant and non-resident	Number reporting	No private bath or dilap.	No running water or dilap.	Total	Persons per room		Number reporting	Average monthly rent (dollars)	Number reporting	Average value (dollars)
											Number reporting	1.51 or more				
13	177	10	4	6					10	10						
	178	26	17	9			1		26	25		5	3 6.60	2		
	179	7	5	2					7	7		8	29.75	12	6.666	
	180	1										2		5	6.000	
	181	11	7	4					11	11		2		6	7.083	
	182	21	15	6					21	21		4	4 3.00	13	9.800	
	183	23	19	4					23	23		3	26.66	17	9.129	
	184	17	15	1	1			2	17	16		1		13	9.376	
	185	18	12	6					18	18		1	4 0.00	10	8.400	
	186	9	3	5		1			9	8		5	29.00	2		
	187	12	1	11					12	12	1	11	21.63	1		
	188	10	2	8					10	10		8	34.87			
	189	8	5	3					8	8		3	36.66	5	8.200	
	190	14	10	3	1				14	13	1	3	30.00	7	8.942	
	191	12	4	6	1	1			12	10		6	39.16	4	9.500	
	192	17	12	5					17	17		5	35.60	12	9.891	
	193	19	9	10					19	19		10	24.30	9	7.900	
	194	20	11	9					20	19	1	8	25.37	9	8.444	
	195	21	14	6	1				21	20		5	32.60	14	8.392	
	196	57	30	27					56	56	1	27	52.03	20	11.010	
	197	34	18	15	1				33	33		15	37.80	11	9.954	
	198	49	36	13					49	49	1	12	44.25	27	9.233	
	199	46	29	16	1				46	45		14	51.92	21	10.490	
	200	72	41	30		1		6	72	71		28	40.67	25	10.060	
	2001	70	47	23				5	70	68		21	42.04	35	9.042	
	2002	58	32	25		1			57	57		22	45.00	26	9.550	
	2003	3	3						3	3				3	11.500	
	2004	41	26	15					41	41	1	15	39.46	21	7.166	
	2005	33	21	11	1				32	31	1	10	35.30	12	6.333	
	2006	19	9	10					19	19		9	28.22	8	6.125	
	2007	21	16	5					21	21		5	46.60	14	7.178	
	2008	14	12	2					14	14		2		12	7.250	
	2009	47	19	27		1			44	45		27	41.74	12	11.916	
	2010	42	27	15					42	42		15	36.86	23	11.978	
	2011	67	41	4		1			67	66	2	41	48.36	16	11.593	
	2014	4	4						4	4		4	27.50			
2026	22	12	10					22	22		9	62.66	10	10.500		
2027	21	17	4					20	20	2	4	55.50	14	10.892		
2028	46	23	23					46	46		23	48.43	13	13.923		
2029	47	31	15		1			47	46		15	45.06	22	10.295		
2030	58	38	20					58	58	3	19	38.26	30	9.390		
2031	38	23	15					38	38		14	43.64	14	9.607		
2032	67	43	23		1			67	64	1	24	46.70	29	9.868		
2033	31	22	3					31	31	1	3	45.33	26	9.184		
2034	25	22	2		1			24	24		2		20	10.000		
2035	15	15						15	15				14	18.357		
14	445	8	5	3				8	8		3	31.66	3	9.166		
	445	6	4	2				6	6		2		6	7.333		
	445	6	4	2				6	6		2		4	9.375		
	446	2	1	1					2	2	2	8	27.75	4	3.780	
	447	30	10	18	2			4	28	28	1	20	32.90	5	7.142	
	448	19	10	9		1			18	17		8	42.12	7	7.142	
	449	11	11						11	11		2		7	7.142	
	450	3							3	3		3	26.66			
	451	6	4	2					6	6	1	4	33.19	31	7.745	
	452	6	2	4					6	6		4	55.00	1		
	456	4	2	2					4	4		2		1		
	458	5	2	3					5	5		3		2		
	459	2	1	1					2	2	2	2	25.00	1		
	460	19	10	9					19	18		8	32.87	11	6.872	
	461	18	11	7					18	18	1	9	30.44	7	5.214	
	462	6	6						6	6		5	42.60	13	5.969	
	463	15	5	5					15	14		6		9	7.000	
	464	20	11	9		1			14	14	1	5	36.40	6	6.500	
	465	5	4	1					5	5	2	1	36.75	10	4.400	
	466	10	7	3					10	10	2	3	41.33	3	7.500	
	467	1												6	5.250	
	470	2														
	471	1														
	473	1														
	474	52	46	6					52	52	3	5	44.80	5	7.800	
	475	1														
	476	42	29	5	8				42	34		6	48.80	14	9.035	
	477	15	10	5					15	15		5	44.00	9	6.588	
	478	11	6	5					11	11	2	5	27.80	4	9.375	
	479	15	9	5		1			15	14		5	45.00	6	9.366	
	480	48	27	20		1			47	47		19	51.84	24	8.470	
	481	40	21	19					40	40		18	52.88	17	8.047	
	482	11	10						11	11		1		10	10.450	
	483	21	17	1					18	18		1		15	9.846	
	484	12	7			3			7	7	1			5	9.000	
	479	23	21	2		5			23	22		2		20	7.975	
480	1															
481	6	6						6	6				6	8.166		
482	14	10	4					14	13		3	23.33	9	7.611		

¹For renter - occupied dwelling units and vacant nonseasonal not dilapidated units, for rent.
²For owner - occupied dwelling units and vacant nonseasonal not dilapidated units, for sale only.

Table 3.—CHARACTERISTICS OF HOUSING FOR WARDS, BY BLOCKS: 1950—Con.

Ward	Block	All dwelling units by occupancy and tenure					All dwelling units by condition and plumbing facilities			Occupied dwelling units			Contract monthly rent ¹		Value ² of one-dwelling-unit structures		
		Total	Owner occupied	Renter occupied	Vacant non-seasonal not dilap., for rent or sale	Other vacant and non-resident	Number reporting	No private bath or dilap.	No running water or dilap.	Total	Persons per room		Occupied by non-white	Number reporting	Average monthly rent (dollars)	Number reporting	Average value (dollars)
											Number reporting	1.51 or more					
15	890	9	8	1		9			9	9			1		7	7,571	
	891	12	11	1		12			12	11			1		11	8,727	
	892	50	33	17	1	50			49	49	1		17	4,570	22	9,772	
	893	35	22	13		35			35	35			10	4,800	18	15,166	
	894	21	18	3		21	1	1	21	21			3	4,000	17	8,241	
	895	19	16	3		19			19	19					17	10,229	
	896	12	11	1		12			12	12					17	10,450	
	897	30	28	2	1	30			29	29	1		3	4,400	4	10,450	
	898	11	10	1		11			11	11			3	7,166	20	12,300	
	899	1				1			1	1			6	5,250	2		
	900																
	901	20	8	12		20		1	20	19			11	5,654	5	9,400	
	902	42	26	16		42		1	42	42			16	4,412	21	9,485	
	903	6	6			6			6	6			3	4,500			
	904	19	5	9	1	17	3	3	18	18	1		10	3,420	8	6,875	
	905	5	5			5			5	5					4	10,625	
	906	42	30	12		42		2	42	42			11	4,709	21	8,928	
	907	21	13	6	1	21		1	19	19			6	2,933	9	9,777	
	909	3	3			3			3	3					3	14,000	
	910	7	7			7			7	7					7	18,500	
	911	2															
	912																
	913	2		1		2			2	1		1	1		11	15,772	
	914	12	12			12			12	12					11	14,363	
	915	12	7	5	1	12			12	12					7	14,633	
	916	20	16	4		20	1		20	20			4	6,500	15	14,366	
	917	12	10	1		12			12	12			1		10	10,300	
	918	9	9			9			9	9					9	14,813	
	919	8	8			8			8	8					8	16,250	
	920	5	5			5			5	5					5	19,400	
	921	11	10			11			10	10					10	17,250	
	922	13	12	1		13			13	13			1		12	16,875	
	923	4	4			4			4	4					4	28,750	
924	17	16	1		17			17	17					15	16,733		
925	3				3			3	3					3	12,000		
929	1				1			1	1								

¹For renter - occupied dwelling units and vacant nonseasonal not dilapidated units, for rent.
²For owner - occupied dwelling units and vacant nonseasonal not dilapidated units, for sale only.

NIAGARA FALLS, NEW YORK, BY WARDS AND BLOCKS: 1950

PART 1 OF 2 PARTS



PART 2 ADJOINS

SCALE IN FEET

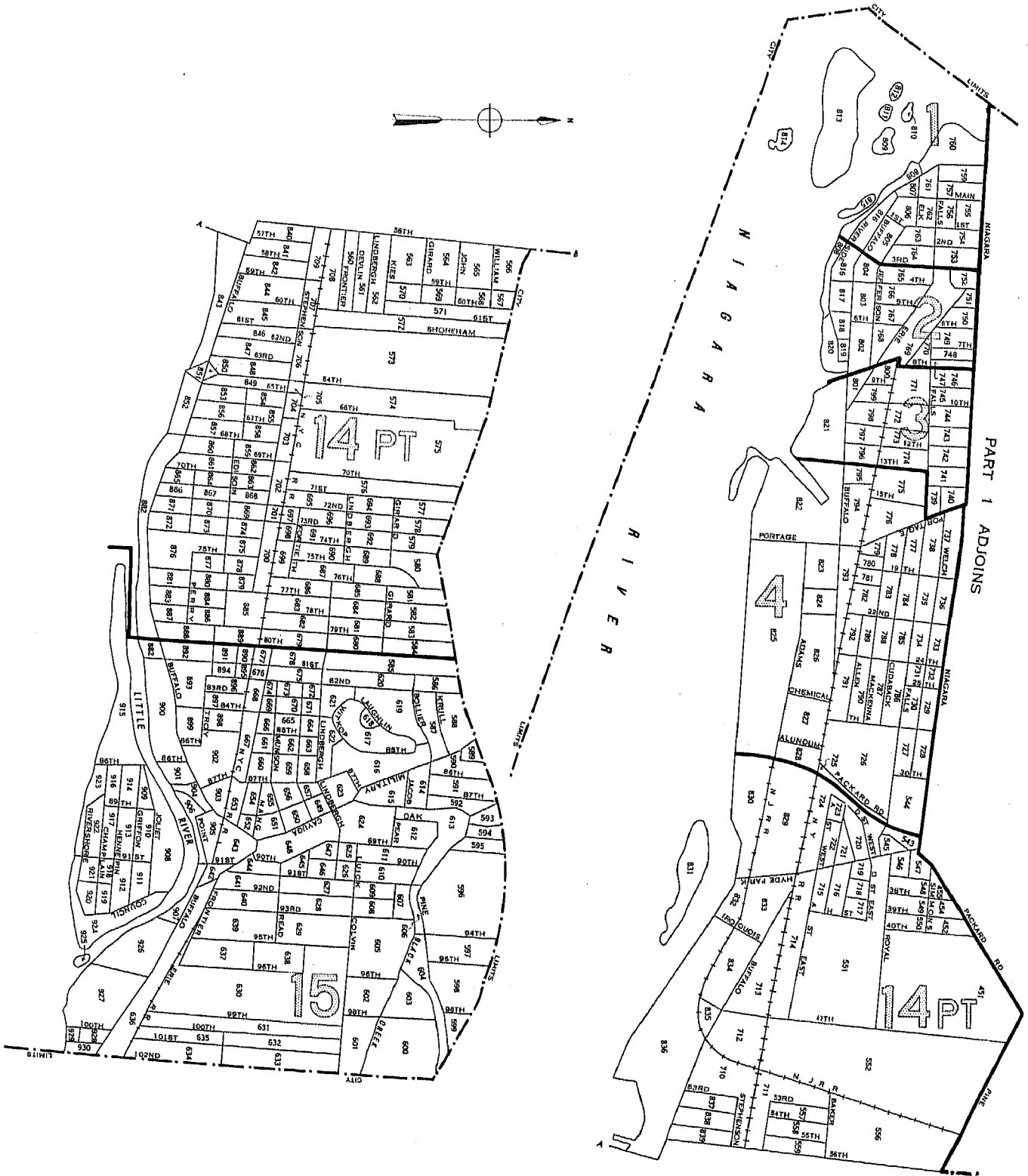


LEGEND

- BLOCK NUMBERS
- WARD NUMBERS
- WARD BOUNDARIES
- U.S. DEPARTMENT OF COMMERCE, BUREAU OF THE CENSUS

NIAGARA FALLS, NEW YORK, BY WARDS AND BLOCKS: 1950

PART 2 OF 2 PARTS



LEGEND

- BLOCK NUMBERS
- WARD NUMBERS
- WARD BOUNDARIES
- U.S. DEPARTMENT OF COMMERCE, BUREAU OF THE CENSUS

