


1950 UNITED STATES CENSUS OF HOUSING

U. S. DEPARTMENT OF COMMERCE • BUREAU OF THE CENSUS



NORFOLK, VA.

**BLOCK
STATISTICS**

U. S. CENSUS OF HOUSING: 1950

Volume

- I General Characteristics
- II Nonfarm Housing Characteristics
- III Farm Housing Characteristics
- IV Residential Financing
- V Block Statistics

Housing statistics for census tracts are to be included in the Population reports on census tracts.

U. S. CENSUS OF POPULATION: 1950

Volume

- I Number of Inhabitants
- II Characteristics of the Population

Succeeding volumes will cover the following subjects:

Census Tracts, Nativity and Parentage, Nonwhite Population by Race, Persons of Spanish Surname, Institutional Population, Differential Fertility, Labor Force Characteristics, Occupation, Industry, Income, Internal Migration, Education, Characteristics of Families and Households.

UNITED STATES CENSUS of HOUSING : 1950
U. S. DEPARTMENT OF COMMERCE
CHARLES SAWYER, Secretary

BUREAU OF THE CENSUS
ROY V. PEEL, Director



BLOCK STATISTICS


**NORFOLK
VIRGINIA**

*Prepared under the supervision of
Howard G. Brunzman, Chief
Population and Housing Division*

1950 HOUSING CENSUS REPORT
VOLUME V, PART 132

UNITED STATES GOVERNMENT PRINTING OFFICE 1951

BLOCKS • CENSUS TRACTS





BUREAU OF THE CENSUS

ROY V. PEEL, *Director*

A. ROSS ECKLER, *Deputy Director*
HOWARD C. GRIEVES, *Assistant Director*
CONRAD TAEUBER, *Assistant Director*
MORRIS H. HANSEN, *Assistant Director for Statistical Standards*
ROBERT Y. PHILLIPS, *Assistant Director for Operations*
CALVERT L. DEDRICK, *Coordinator, International Statistics*
FRANK R. WILSON, *Information Assistant to the Director*

Population and Housing Division—

HOWARD G. BRUNSMAN, *Chief*
WAYNE F. DAUGHERTY, *Assistant Chief for Housing*
ROBERT B. VOIGHT, *Assistant Chief for Operations*
HENRY S. SHRYOCK, Jr., *Assistant Chief for Population*
EDWIN D. GOLDFIELD, *Program Coordinator*

Quality and Equipment Statistics—Robert C. Hamer, *Chief*
Inventory Statistics—Carl A. S. Coan, *Chief*
Developmental Programs—J. Hugh Rose, *Chief*
Residential Financing—Junia H. Honnold, *Chief*
Territories and Possessions—Joel Williams, *Chief*
Statistical Sampling—Joseph Steinberg, *Chief*
Statistical Procedure—Morton A. Meyer, *Chief*
Processing Operations—Milton D. Lieberman, *Chief*

Administrative Service Division—WALTER L. KEHRES, *Chief*
Agriculture Division—RAY HURLEY, *Chief*
Budget Officer—CHARLES H. ALEXANDER
Business Division—HARVEY KAILIN, *Acting Chief*
Field Division—LOWELL T. GALT, *Chief*
Foreign Trade Division—J. EDWARD ELY, *Chief*
Geography Division—CLARENCE E. BATSCHULET, *Chief*
Governments Division—ALLEN D. MANVEL, *Chief*
Industry Division—MAXWELL R. CONKLIN, *Chief*
Machine Tabulation Division—C. F. VAN AKEN, *Chief*
Personnel Division—HELEN D. ALMON, *Chief*

SUGGESTED IDENTIFICATION

U. S. Bureau of the Census. *U. S. Census of Housing: 1950. Vol. V, Block Statistics, Part 132.*
U. S. Government Printing Office, Washington, D. C., 1952.

For sale by the Superintendent of Documents, U. S. Government Printing Office, Washington 25, D. C.,
or any of the Field Offices of the Department of Commerce - Price 25 cents

PREFACE

This report presents statistics on characteristics of dwelling units by blocks for the city. The tabulations are based on data from the 1950 Census of Housing, taken as of April 1, 1950. Authorization for the 1950 Census of Housing as part of the Seventeenth Decennial Census was provided by the Housing Act of 1949, approved July 15, 1949.

The major portion of the information compiled from the 1950 Census of Housing appears in Volume I, *General Characteristics*; Volume II, *Nonfarm Housing Characteristics*; Volume III, *Farm Housing Characteristics*; Volume IV, *Residential Financing*; and Volume V, *Block Statistics*. Volume V consists of separate reports, issued as bulletins for each of the 200 cities which in 1940 or in a subsequent census had a population of 50,000 or more. These reports will not be bound into a single publication.

The subjects covered in both the 1950 and 1940 reports on characteristics of dwelling units by blocks are substantially similar.

This report was prepared under the direction of Howard G. Brunsman, Chief, Population and Housing Division, and Wayne F. Daugherty, Assistant Chief for Housing. Robert C. Hamer, Chief, Quality and Equipment Statistics Section, was in charge of coordinating the content and the format of the report with assistance from Carl A. S. Coan, Chief, Inventory Statistics Section; Floyd D. McNaughton, Chief, Equipment and Facilities Unit; Beulah Washabaugh, Chief, Tenure and Vacancy Unit; and Walter A. Hines. The compilation of the statistics was under the supervision of Robert B. Voight, Assistant Chief for Operations.

The collection of the information on which these statistics are based was under the supervision of Lowell T. Galt, Chief, Field Division. The geographic work, including the assignment of all block numbers and the preparation of maps, was under the supervision of Clarence E. Batschelet, Chief, Geography Division. The data were tabulated under the supervision of C. F. Van Aken, Chief, Machine Tabulation Division.

January 1952.

NORFOLK, VA.

CONTENTS

INTRODUCTION

	Page		Page
General.....	1	Definitions and explanations--Continued	
Related reports.....	1	Condition and plumbing facilities.....	2
Census tracts.....	1	Persons per room.....	2
Use of data.....	1	Color of occupants.....	2
Comparability with 1940 Housing Census data.....	1	Contract monthly rent.....	2
Definitions and explanations.....	1	Value of one-dwelling-unit structures.....	2
Dwelling unit.....	1	Number reporting.....	2
Occupancy and tenure.....	2	Block identification.....	2

TABLES

	Page
Table 1.—Characteristics of housing for the city: 1950.....	3
Table 2.—Characteristics of housing by census tracts: 1950.....	3
Table 3.—Characteristics of housing for census tracts, by blocks: 1950.....	4

Map of city, by blocks, appears following last page of tables.

BLOCK STATISTICS

INTRODUCTION

GENERAL

Volume V of the Reports on Housing consists of a separate report for each of the 209 cities which in 1940, or in a subsequent census prior to 1950, had a population of 50,000 or more. Each report presents for the city, by blocks, tabulations for a limited number of subjects obtained in the Census of Housing. The subjects in these reports are similar to those in the block statistics supplements to Volume I of the reports of the 1940 Census of Housing. The subjects in this report present the number of dwelling units classified by occupancy and tenure, condition and plumbing facilities, persons per room, color of occupants, average contract monthly rent of renter-occupied and selected vacant units, and the average value of one-dwelling-unit owner-occupied and selected vacant structures. In table 1, the statistics for these subjects are summarized for the city. Table 2 contains the statistics for census tracts. In table 3, the data are presented by blocks within census tracts. Maps identifying the location of each block and the census tract boundaries are a part of this report.

Related reports.—Related statistics for this city are contained in the Reports on Housing, Volume I, *General Characteristics*; and in the Reports on Population, Volume I, *Number of Inhabitants*, and Volume II, *Characteristics of the Population*.

The Reports on Housing for each State in Volume I present data on the characteristics of dwelling units for the State by residence (urban, rural nonfarm, and rural farm), for standard metropolitan areas, urbanized areas, counties, for urban places, places of 1,000 to 2,500 inhabitants, and rural-nonfarm and rural-farm dwelling units for each county. Each report includes the following subjects: occupancy, tenure, race of occupants, type of structure, year built, condition and plumbing facilities, water supply, toilet and bathing facilities, number of rooms, number of persons, persons per room, electric lighting, heating equipment, heating and cooking fuels, refrigeration equipment, kitchen sink, radio, television, and, for nonfarm units, the contract monthly rent, gross monthly rent, and value of one-dwelling-unit structures.

Volume I of the Reports on Population shows the 1950 population of each county and of each minor civil division within the county. It also contains figures for each incorporated place, for each unincorporated place with 1,000 or more inhabitants, and for incorporated places of 5,000 or more by wards. A special series of tables presents data for each urbanized area giving the incorporated places and portions of minor civil divisions within it.

Volume II of the 1950 Population Reports contains statistics on the general characteristics of the population. Chapter A of this volume repeats the figures on number of inhabitants as shown in Volume I; Chapter B presents demographic, economic, and social characteristics of the population; and Chapter C gives more detailed cross-classifications for States and large cities and standard metropolitan areas.

Census tracts.—Census tracts are small areas into which certain large cities have been subdivided for statistical and local administrative purposes. In most cases the tracts are permanently established, so that comparison may be made from census to census. The boundaries of tracts are established so as to include approximately equal numbers of inhabitants or equal areas; and each tract is designed to represent an area that is fairly

homogeneous in population characteristics. Although the tracted areas of some cities extend into the suburbs, the data shown in this report are restricted to the tracts within the corporate limits of the city.

Use of data.—The tabulation of housing characteristics for areas as small as city blocks provides descriptive material of considerable value for technical studies of housing in the city. The statistics will be useful in compiling totals for special types of areas that may be defined to meet the requirements of individual investigators. Users of the data should bear in mind that in practically all cases the data for a given block represent the work of only one enumerator. Consequently, housing characteristics for blocks are subject to a wider margin of error than is to be expected in the figures for tracts or wards which represent returns made by a number of enumerators. Misinterpretation of instructions by one enumerator may cause a significant bias in the statistics for a block even though it may have a negligible effect upon the figures for larger areas. In particular, the enumeration of "condition" depended to a considerable extent upon the judgment of the individual enumerator. Also, failure to indicate the correct block number for a significant number of dwelling units may introduce errors into the block data.

Comparability with 1940 Housing Census data.—In the 1940 Census of Housing, reports entitled "Block Statistics" were issued as supplements to the first series of Housing bulletins. These supplements consisted of separate reports for each of the 191 cities which had 50,000 inhabitants or more in 1930.

In the 1950 reports, the block numbers used are different, in most cases, from those used in the 1940 reports. Therefore, to compare 1940 and 1950 data for a given block, it is necessary to locate the block on the maps to obtain the corresponding 1940 and 1950 block numbers.

The subjects in both the 1940 and 1950 reports are substantially similar. However, data on number of structures, year built, and mortgage status have been omitted from the 1950 report. Furthermore, in the 1940 reports average contract or estimated monthly rent was reported for all dwelling units while in 1950 average contract monthly rent is reported for some, and average value for other, dwelling units.

DEFINITIONS AND EXPLANATIONS

More detailed and complete definitions are presented in Volume I of the Housing Reports.

Dwelling unit.—In general, a dwelling unit is a group of rooms or a single room, occupied or intended for occupancy as separate living quarters, by a family or other group of persons living together or by a person living alone.

A group of rooms, occupied or intended for occupancy as separate living quarters, is a dwelling unit if it has separate cooking equipment or a separate entrance. A single room, occupied or intended for occupancy as separate living quarters, is a dwelling unit if it has separate cooking equipment or if it constitutes the only living quarters in the structure. Also, each apartment in a regular apartment house is a dwelling unit even though it may not have separate cooking equipment. Excluded from the dwelling unit count are large rooming houses, institutions, dormitories, and transient hotels and tourists courts.

In the 1940 Census, a dwelling unit was defined as the living quarters occupied or intended for occupancy by one household.

A household consisted of a family or other group of persons living together with common housekeeping arrangements, or a person living entirely alone. However, the enumerator was not explicitly instructed to define rooms as dwelling units on the basis of cooking equipment or separate entrance.

The number of dwelling units in the 1950 Census may be regarded as comparable with the number of dwelling units in the 1940 Census. Some living quarters may have been classified as separate dwelling units in the one census and not in the other. Further, in the 1950 Census, living quarters with five or more lodgers were not tabulated as dwelling units; generally, such quarters were included in the 1940 dwelling unit count. However, the net effect of these changes is probably small.

Occupancy and tenure.—Dwelling units are classified by occupancy and tenure into four groups: owner-occupied; renter-occupied; vacant nonseasonal not dilapidated, for rent or sale; and other vacant and nonresident. A dwelling unit is classified as owner-occupied if it was owned wholly or in part by the head of the household or by some related member of his family living in the dwelling unit. All other occupied units are classified as renter-occupied whether or not cash rent was actually paid for living quarters. Rent-free units and living accommodations received in payment for services performed are thus included with the renter-occupied units.

A dwelling unit is considered vacant if no persons are living in it at the time of enumeration. New units not yet occupied were enumerated as vacant dwelling units if construction had proceeded to the extent that all the exterior windows and doors were installed and final usable floors were in place. The classification "Vacant nonseasonal not dilapidated, for rent or sale" is descriptive of the vacant dwelling units reported in this classification. "Other vacant and nonresident" units include all dilapidated and seasonal vacant units as well as the not dilapidated units which were not for rent or sale.

Because of changes in enumeration procedures, the counts of total vacant units in 1940 and 1950 are not strictly comparable. In 1940, vacant units were enumerated if they were habitable; units uninhabitable and beyond repair were excluded from the enumeration. In 1950, units were included regardless of condition if they were intended for occupancy as living quarters. Therefore, no comparison should be made between the data on "vacant nonseasonal not dilapidated, for rent or sale" units from the 1950 Census and data in the 1940 Census reports.

In both censuses, dwelling units occupied entirely by non-residents were included with vacant units not for rent or sale. Trailers, tents, houseboats, and railroad cars which were vacant were excluded from the dwelling unit inventory in both 1950 and 1940.

Condition and plumbing facilities.—Data on condition of a dwelling unit are shown in combination with data for selected plumbing facilities and are, therefore, limited to units for which both condition and plumbing facilities are reported. Plumbing facilities include water supply, toilet facilities, and bathing facilities.

The category "with private bath" includes those dwelling units reported with both a flush toilet and a bathtub or shower inside the structure for the exclusive use of the occupants of the unit. The category "no private bath" includes those dwelling units not having private flush toilet or not having private bathing facilities. The "no running water" category includes units with only piped running water outside the structure or with only other sources such as a hand pump.

A dwelling unit is "dilapidated" when it is run-down or neglected, or is of inadequate original construction, so that it does not provide adequate shelter or protection against the elements or it endangers the safety of the occupants.

Persons per room.—The number of persons per room has been computed for each occupied dwelling unit by dividing the number

of persons in the dwelling unit by the number of rooms in the dwelling unit. All persons enumerated in the Population Census as members of the household (including lodgers, servants, and other nonrelated persons) are counted in determining the number of persons that occupy the dwelling unit. The number of rooms in the dwelling unit includes all rooms available for living quarters throughout the year. Not counted as rooms are bathrooms, closets, pantries, halls, screened porches, and unfinished rooms in the basement and attic.

Color of occupants.—Occupied dwelling units are classified by color of head of household according to the definition used in the 1950 Census of Population. The group designated as "non-white" consists of Negroes, Indians, Japanese, Chinese, and other nonwhite races. Persons who are not definitely Indian or of other nonwhite race are classified as white.

Contract monthly rent.—Contract monthly rent is the rent, at the time of enumeration, contracted for by the renter regardless of whether it includes furniture, heating fuel, electricity, cooking fuel, water, or personal services.

Monthly rent for vacant dwelling units is the amount asked for the dwelling unit at the time of enumeration. The average monthly rent relates to renter-occupied dwelling units and vacant nonseasonal not dilapidated units for rent. Dwelling units which are occupied "rent-free" are not included with the units reporting rent.

Value of one-dwelling-unit structures.—Average value is shown for owner-occupied dwelling units and vacant nonseasonal not dilapidated units which are for sale only. Value is shown only if the unit is in a one-dwelling-unit structure without business and if it is the only dwelling unit included in the property. The value represents the amount for which the owner estimates that the property, including such land as belongs with it, would sell under ordinary conditions and not at a forced sale. For vacant units, value is the sale price asked by the owner.

Number reporting.—Occupancy and tenure are reported for all dwelling units, and color of occupants is reported for all occupied units. The corresponding distributions for these subjects in table 1 are based on all dwelling units and on occupied units, respectively. For all other subjects, the distributions are based on the units for which the specific characteristics are reported, that is, the "Number reporting."

The number of dwelling units for which the enumerator obtained no report on a particular item is shown for the city totals only; however, the number "not reported" can easily be derived for each area in tables 2 and 3 by subtracting the number reporting from the total number of dwelling units (or total occupied).

Block identification.—A map or series of maps is included in this report showing block numbers for each block, number and letter designations for tracts, and the names of principal streets.

Blocks are identified by serial numbers, a separate series of numbers being used for each tract. Thus, the location of each block for which data are presented in table 3 may be determined by referring to the tract and block number shown on the map. Similarly, data for a specific block may be located in the table by reference to the map for identification numbers of the tract and block.

If no dwelling units are reported for a block, the block number is not listed in table 3, although it is shown on the map. Dwelling units for which the block number was not reported are indicated in the table by the symbol "NR." Detailed data are not shown for such dwelling units, nor for blocks containing fewer than three dwelling units. Average monthly rent is not shown when the monthly rent was reported for fewer than three dwelling units. Average value is not shown when the value of one-dwelling-unit properties was reported for fewer than three dwelling units. All dwelling units are included, however, in the statistics for the city and for each tract.

Table 1.—CHARACTERISTICS OF HOUSING FOR THE CITY: 1950

Table with 6 main columns: Subject, Number, Percent, Subject, Number, Percent. Sections include OCCUPANCY AND TENURE, PERSONS PER ROOM, CONDITION AND PLUMBING FACILITIES, CONTRACT MONTHLY RENT, COLOR OF OCCUPANTS, and VALUE OF ONE-DWELLING-UNIT STRUCTURES.

1 Restricted to 1-dwelling-unit properties.

Table 2.—CHARACTERISTICS OF HOUSING BY CENSUS TRACTS: 1950

Large data table with 17 columns: Census tract, Total, Owner occupied, Renter occupied, Vacant nonsensational not dilapidated, for rent or sale, Other vacant and non-resident, Number reporting, No private bath or dilap., No running water or dilap., Total, Persons per room (Number reporting, 1.51 or more, Occupied by non-white), Contract monthly rent (Number reporting, Average monthly rent), Value of one-dwelling-unit structures (Number reporting, Average value).

1For renter - occupied dwelling units and vacant nonsensational not dilapidated units, for rent.
2For owner - occupied dwelling units and vacant nonsensational not dilapidated units, for sale only.

Table 3.—CHARACTERISTICS OF HOUSING FOR CENSUS TRACTS, BY BLOCKS: 1950—Con.

Census tract	Block	All dwelling units by occupancy and tenure					All dwelling units by condition and plumbing facilities			Occupied dwelling units			Contract monthly rent ¹		Value ² of one-dwelling-unit structures		
		Total	Owner occupied	Renter occupied	Vacant non-seasonal not dilap., for rent or sale	Other vacant and non-resident	Number reporting	No private bath or dilap.	No running water or dilap.	Total	Persons per room		Occupied by non-white	Number reporting	Average monthly rent (dollars)	Number reporting	Average value (dollars)
											Number reporting	1.51 or more					
3	11	128	2	122	4	128			124	124			123	78.47			
	12	21	21			21			21	21					21	128.228	
	13	17	13	4		17			17	17			4	93.25	13	158.659	
	14	12	7	3		12			10	10			2		6	142.50	
	15	3	1	1		3			3	3							
	16	39	10	29		39	5		39	39	1	1	28	48.82	6	51.66	
	17	42	15	24	1	41	8	1	39	39	1		24	49.16	11	103.653	
	18	4	3	1		4			4	4			1		3	70.00	
	19	5	1	4		5			5	5			4	52.50	1		
	20	13	5	8		13	2		13	13			8	43.75	2		
	21	2				2											
	22	11	4	7		11	4		11	11			7	42.00	1		
	23	64	10	51		63	19		61	61			49	42.27	3		
	24	94	18	74		93	39		92	92			73	38.64	11	135.000	
	25	65	21	40	1	65	18	5	61	60	6	6	40	41.52	14	84.254	
	26	13	11	3		13			13	13			1		11	72.250	
	27	14	11	3		14			14	14			1		11	116.030	
	28	19	19			19			19	19			2		19	148.385	
	29	17	15	2		17			17	17			1		14	130.741	
	30	12	9	2		12			11	11			2		9	118.33	
	31	83	20	59	2	83	27	3	79	79	2		57	41.01	11	51.46	
	32	17	6	10	1	17	10		16	16			9	46.33	3	58.68	
	33	9	3	5		9			8	8			5	56.00	1		
	34	14	3	9		14	5		12	12			9	46.44	2		
	35	10	5	5		10	2		10	10	1		5	76.80	4	65.000	
	36	15	7	5		14	4		12	12			3	66.66	7	71.42	
	37	10	4	4		10			8	8	1		4	65.00	3	58.333	
	38	22	8	13		21	2		21	21			13	64.46	6	48.333	
	39	14	6	8		13	2		14	13			8	45.00	5	60.000	
	40	13	7	5	1	13	2		12	12			6	42.16	4	82.500	
41	31	13	16		31	4		29	29			15	51.13	8	66.25		
42	7	6	1		7	1		6	6			5	88.000				
43	4	4			4			4	4			3	17.666				
44	15	14	1		15			14	14			14	16.357				
45	7	7			7			7	7			7	22.642				
46	6	6			6			6	5			6	17.000				
47	4	4			4			4	4			4	16.000				
4	1	15	5	6	2	13	2	2	11	10	1		8	52.50	2		
	2	18	10	7		18			17	17	1		5	62.00	9		
	3	34	6	16	6	34	11	6	22	22	1		19	53.10	2	102.77	
	4	37	5	27		37	18		32	32	1		26	55.96	2		
	5	39	11	17	3	39	6	10	32	32	1		20	62.90	3	140.00	
	6	29	4	20		29	13	12	24	24			18	58.38	1		
	7	33	9	15	1	33			24	24	4		16	62.06	4	97.50	
	8	22	8	11		22			19	19			11	67.72	6	103.33	
	9	40	16	19		39	1	1	35	35			19	63.57	12	83.75	
	10	29	11	9	2	27	1	1	20	20			11	65.00	8	93.12	
	11	23	7	10	1	22	6		17	17			9	58.11	4	95.00	
	12	60	29	23	1	54	4		52	52			20	58.70	24	73.66	
	13	3	2	1		3			3	3			1		1		
	14	6	2	4		6	3	3	6	6	1		4	61.25	2		
	15	5	3	2		5	1	1	5	5			2		3	55.33	
	16	10	3	7		10	6		10	10	2		7	55.71	2		
	17	7	1	6		7			7	7			6	45.83			
	18	2				2											
	19	7	3	3		7			6	6			3	53.33	2		
	20	19	8	8	1	19	4		16	16			9	62.77	5	84.00	
	21	11	4	4		11			8	8			4	60.00	3	73.33	
	22	5	3	2		5			5	5			2		1		
	23	6	4	2		6			6	6			2		3	80.66	
	24	18	6	11		18	5		17	17			10	64.10	3	61.66	
	25	28	14	11	2	28	7	1	25	25			13	49.30	12	68.25	
	26	46	12	28	4	46	7	2	40	40			30	58.33	8	100.37	
	27	31	7	19	2	29	11	2	26	26			19	58.10	2		
	28	47	10	31	1	46	14	8	41	41	1		32	52.81	6	72.50	
	29	40	14	22	3	40	5		36	36			23	52.04	11	46.18	
	30	25	5	19		25	2	1	24	24		1	19	36.21	4	33.75	
31	5	4		1	5			4	4			1		3	69.000		
32	19	6	12		18			18	17	1		13	72.20	5	76.000		
33	18	11	5		18			16	16	1		5	51.80	10	102.000		
34	23	13	6		23	3		19	19			6	52.50	10	110.500		
35	21	10	9		21			19	19			8	58.87	6	79.16		
36	2				2												
37	5	4	1		5			5	5			1		4	82.50		
38	12	3	5		12	2		8	8			5	55.80	2			
39	8	3	3		8	1		6	5			2		1			
40	4	3	4		4	3	3	4	4	1		4	37.50				
41	5	2	3		5			5	5			3	50.66	1			
5	1	11	5	6		11	5	5	11	11			6	24.16	4	61.25	
	2	17	7	8		17	3	3	15	15			8	46.25	3	61.66	
	3	14	5	8		14	9	9	13	13			8	49.37	4	36.75	
	4	14	10	2		13	8	6	12	12			2		7	46.42	

¹For renter - occupied dwelling units and vacant nonseasonal not dilapidated units, for rent.
²For owner - occupied dwelling units and vacant nonseasonal not dilapidated units, for sale only.

HOUSING—BLOCK STATISTICS

Table 3.—CHARACTERISTICS OF HOUSING FOR CENSUS TRACTS, BY BLOCKS: 1950—Con.

Census tract	Block	All dwelling units by occupancy and tenure					All dwelling units by condition and plumbing facilities			Occupied dwelling units			Contract monthly rent ¹		Value ² of one-dwelling-unit structures	
		Total	Owner occupied	Renter occupied	Vacant non-seasonal not dilap., for rent or sale	Other vacant and non-resident	Number reporting	No private bath or dilap.	No running water or dilap.	Total	Persons per room		Number reporting	Average monthly rent (dollars)	Number reporting	Average value (dollars)
											Number reporting	1.51 or more				
5	506	146	3	3	2	6	2	2	6	6		3	46.33	2	9,866	
	507	145	10	1		145	2	2	122	120		1		3	8,333	
	508	145	4	3		145	2	2	122	120		1		3	7,666	
	509	145	5	4		145	5	3	133	133		1	46.55	4	7,750	
	510	145	1	1	3	177	5	3	133	133		1	58.75	4	7,750	
	511	145	1	1	1	145	1	1	145	145		1		4	7,500	
	512	145	4	4		145	1	1	145	145		1		4	7,500	
	513	145	2	2	1	145	6	6	177	177		1	50.00	2	7,500	
	514	145	5	5	1	145	8	7	153	153		1	53.80	1	7,500	
	515	145	10	10		145	10	3	10	10		1	49.00	10	6,560	
	516	145	7	7	5	145	4	3	11	11		1	49.00	4	5,250	
	517	145	3	3	6	145	3	2	11	11		1	44.00	4	7,250	
	518	145	7	7	1	145	11	7	18	18		1	41.11	6	5,916	
	519	145	6	6	1	145	4	3	4	4		1	91.00	3	9,100	
	520	145	7	7	2	145	8	2	9	9		1	86.33	6	8,633	
	521	145	9	9	1	145	8	2	9	9		1	48.75	4	4,875	
	522	145	13	13	4	145	12	1	13	13		1	57.50	7	5,500	
	523	145	9	9	1	145	9	1	9	9		1	46.25	8	5,525	
	524	145	9	9	1	145	9	4	9	9		2	46.10	14	7,864	
	525	145	1	1	1	145	1	4	1	1		2	46.50	14	4,954	
	526	145	1	1	1	145	1	1	1	1		1	62.22	8	6,222	
	527	145	7	7	4	145	7	2	7	7		1	59.00	11	6,444	
	528	145	8	8	2	145	8	1	8	8		1	75.50	13	6,469	
	529	145	8	8	1	145	8	1	8	8		1	57.25	12	7,550	
	530	145	8	8	1	145	8	1	8	8		1	58.80	11	7,618	
	531	145	12	12	5	145	12	1	12	12		1	41.20	7	7,571	
	532	145	8	8	5	145	8	1	8	8		1	54.00	7	7,157	
	533	145	4	4	1	145	4	4	4	4		1	60.00	3	8,000	
	534	145	3	3	1	145	3	1	3	3		1	60.00	3	8,000	
	535	145	7	7	1	145	7	1	7	7		1	107.75	4	10,775	
	536	145	12	12	1	145	12	1	12	12		1	81.66	7	8,166	
	537	145	12	12	3	145	12	3	12	12		3	73.66	12	10,166	
	538	145	13	13	1	145	13	1	13	13		1	109.61	13	10,961	
	539	145	15	15	1	145	15	1	15	15		1	109.44	12	10,944	
	540	145	10	10	1	145	10	1	10	10		1	107.22	9	10,722	
541	145	4	4	4	145	4	4	4	4		4	105.00	4	10,500		
542	145	1	1	1	145	1	1	1	1		1	62.50	19	6,250		
543	145	1	1	1	145	1	1	1	1		1	71.33	7	7,133		
544	145	1	1	2	145	1	1	1	1		1	104.09	11	10,409		
545	145	10	10	2	145	10	2	10	10		2	103.50	8	10,350		
546	145	10	10	1	145	10	1	10	10		1	105.00	8	10,500		
547	145	10	10	1	145	10	1	10	10		1	103.50	10	10,350		
548	145	10	10	1	145	10	1	10	10		1	68.66	14	6,866		
549	145	10	10	1	145	10	1	10	10		1	112.22	7	11,222		
550	145	11	11	1	145	11	1	11	11		1	102.22	10	10,222		
551	145	14	14	1	145	14	1	14	14		1	71.00	10	7,100		
552	145	5	5	1	145	5	1	5	5		1	76.33	12	7,633		
553	145	7	7	1	145	7	1	7	7		1	124.28	7	12,428		
554	145	7	7	1	145	7	1	7	7		1	91.50	6	9,150		
6	601	12	8	4		12	3		12	12		4	35.00	8	6,667	
	602	12	1	1		12	1		12	12		1	68.75	12	7,221	
	603	12	3	3		12	3		12	12		2	45.00	10	7,666	
	604	12	1	1		12	1	1	12	12		2	51.33	10	7,033	
	605	12	6	6		12	6	1	12	12		2	81.00	10	8,100	
	606	12	1	1	4	12	4	1	12	12		7	55.28	11	8,399	
	607	12	1	1	3	12	1	1	12	12		1	86.77	9	8,677	
	608	12	3	3		12	3	1	12	12		3	45.00	5	6,750	
	609	12	1	1	1	12	1	1	12	12		1	92.07	13	9,207	
	610	12	1	1	1	12	1	1	12	12		1	110.84	13	11,084	
	611	12	1	1	1	12	1	1	12	12		1	193.33	12	19,333	
	612	12	1	1	1	12	1	1	12	12		1	101.66	15	10,166	
	613	12	4	4	2	12	4	2	12	12		2	104.66	3	10,466	
	614	12	5	5	2	12	5	2	12	12		2	102.50	4	10,250	

¹For renter - occupied dwelling units and vacant nonseasonal not dilapidated units, for rent.
²For owner - occupied dwelling units and vacant nonseasonal not dilapidated units, for sale only.

Table 3.—CHARACTERISTICS OF HOUSING FOR CENSUS TRACTS, BY BLOCKS, 1950—Con.

Census tract	Block	All dwelling units by occupancy and tenure					All dwelling units by condition and plumbing facilities			Occupied dwelling units			Contract monthly rent ¹		Value ² of one-dwelling-unit structures		
		Total	Owner occupied	Renter occupied	Vacant non-seasonal not dilap., for rent or sale	Other vacant and non-resident	Number reporting	No private bath or dilap.	No running water or dilap.	Total	Persons per room		Number reporting	Average monthly rent (dollars)	Number reporting	Average value (dollars)	
											Number reporting	1.51 or more					Occupied by non-white
6	27	19	12	5	1	1	18		17	16			4	86.25	12	8,950	
	28	6	6				6		6	6					6	7,233	
	29	6	6				6		6	6					6	6,886	
	30	8	6	2			8		8	8					6	6,850	
	34	15	4	4			15		15	15			2	78.33	10	9,580	
	35	16	15	1			16		16	16			1		14	9,428	
	36	18	15	3			18		18	18			2		13	11,038	
	37	19	13	5	1		19		18	18	1		5	55.80	10	7,100	
	38	4	4				4		4	4					4	8,375	
	39	20	10	9		1	19		19	19	1		8	51.00	10	6,220	
	43	12	2	10			12	3	12	12			9	37.33	1		
	44	466	7	457	1	1	466	1	464	464			456	73.64	5	5,900	
	47	5	4	1			5	1	5	5			1		4	6,625	
	48	1					1		1	1							
	49	4	3	1			4		4	4			1		3	7,166	
	50	24	24				24		24	24			1		3	7,834	
	51	19	18	1			19		19	19	1		1		18	8,561	
	52	33	28	4		1	33		32	32			3	95.00	28	8,571	
	53	1					1		1	1							
	54	1					1		1	1							
	55	15	15				15		15	15					15	7,406	
	56	19	14	2		3	18		16	11					11	7,090	
	57	4	3	1			4		4	4			1		3	7,000	
	58	2					2		2	2							
	59	21	16	3		2	21		19	19			1		16	9,362	
	60	5	5				5		5	5					5	9,600	
	61	4	4				4		4	4					3	7,500	
	62	23	21	2			23		23	23			2		21	6,966	
	63	14	9	4		1	14	3	13	13			4	56.25	6	7,166	
	7	1	30	27	3		30	1	1	30	30	1		3	67.00	26	7,476
		2	6	6			6		6	6						6	8,000
		3	9	5	2	1	1	9	1	7	7			2		5	7,800
		5	16	9	2	6	1	16	1	9	8					8	7,812
		6	10	8	2			10		10	9			2		7	6,571
		7	28	23	5			28		28	28			5	84.80	22	7,050
		8	24	23	1			24		24	23			1		21	6,957
9		7	5	2			7		7	6			2		5	8,700	
10		22	15	7			21	1	22	22		1	7	62.85	10	7,400	
11		14	10	3		1	13		13	10			3	55.00	8	7,537	
12		15	10	3	5		15	4	15	13			2		8	9,325	
13		18	14	3		1	18	1	17	17			2		12	7,983	
14		25	22	2	1		25		24	23			1		20	7,950	
15		6	5	1			6		6	6			1		5	6,720	
16		8	7	1			8		8	8			1		7	8,971	
17		18	14	1	1	2	17		15	15			1		12	10,000	
18		14	9	4		1	14	1	14	9					9	10,688	
19		25	19	6			25		25	24			5	72.00	17	13,176	
20		3	3				3		3	3					3	19,000	
21		2					2		2	2							
23		19	17	1	1		19		18	18			1		16	10,887	
24		7	6				7		7	7					3	9,333	
25		13	3	10			13	1	13	13			9	65.77	3	14,000	
26		1					1		1	1							
28		18	12	2	4		18		14	14	1		7	38.85	7	7,571	
29		16	8	7		1	16	3	15	15			1		6	6,500	
30		11	8	2			11		11	11			1		7	6,514	
31		39	19	19	1		39	1	38	38			15	51.80	16	6,243	
32		14	10	3		1	13	1	13	12	1		2		8	7,533	
34																	
35		1					1		1	1							
36		2					2		2	2			6	52.16	5	6,820	
40		11	5	6			11		11	11							
41		1					1		1	1			7	54.85	5	6,580	
42		13	6	7			13	2	13	13			7		5	7,100	
43		13	5	7		1	13		12	12			7		9	7,133	
44	13	9	4			13		13	13			4	65.75	5	6,200		
45	12	5	7			12		12	12					5	6,200		
46	45	30	15			45	2	45	45			14	52.92	26	7,338		
47	34	23	10	1		34		33	33			10	59.00	23	7,021		
8	1	1				1		1	1								
	2	35	30	4		35	1	34	33			3	96.66	28	12,160		
	3	22	22			22		22	22	2		1		22	4,295		
	4	14	14			14		14	14			14		10	3,800		
	5	10	10		1		10		10	10			20		10	3,800	
	6	27	22	5			27	2	25	25			27	39.77	27	3,977	
	7	16	16				16		16	16			16		16	3,981	
	8	11	11				11		11	11			115	43.91	115	4,391	
	9	26	26		1		26		26	26			26	44.00	26	4,400	
	10	26					26		26	26							
	11	26	26				26		26	26					26	4,296	
	12	20	20				20		20	20					20	4,495	
	13	38	35	3			38		38	38			3	83.33	33	10,630	
	14	14	14				14		14	14					12	11,208	

¹For renter - occupied dwelling units and vacant nonseasonal not dilapidated units, for rent.
²For owner - occupied dwelling units and vacant nonseasonal not dilapidated units, for sale only.

HOUSING—BLOCK STATISTICS

Table 3.—CHARACTERISTICS OF HOUSING FOR CENSUS TRACTS, BY BLOCKS: 1950—Con.

Census tract	Block	All dwelling units by occupancy and tenure					All dwelling units by condition and plumbing facilities			Occupied dwelling units				Contract monthly rent ¹		Value ² of one-dwelling-unit structures	
		Total	Owner occupied	Renter occupied	Vacant non-seasonal not dilap., for rent or sale	Other vacant and non-resident	Number reporting	No private bath or dilap.	No running water or dilap.	Total	Persons per room		Occupied by non-white	Number reporting	Average monthly rent (dollars)	Number reporting	Average value (dollars)
											Number reporting	1.51 or more					
8	15	22	20	2					22	22						20	11,850
	16	13	13						13	13						13	11,292
	17	14	13	1					14	14					1	12	11,166
	18	36	31	4	1				36	35					4	30	8,733
	19	30	26	4					30	30					4	25	7,976
	20	16	15	1					16	16					1	15	8,333
	22																
	23	8	2	5	1				7	6				5	90.00	1	
	24	1															
	25	3	3						3	3						3	10,333
	26	8	8						8	8						8	14,500
	27	1															
	9	1	61		56	5				56	56			61	89.80		
		2	6		6					6	6			6	120.00		
3		14		14					14	13			13	123.84			
4		27		22	4	1			27	21			25	119.92			
5		4		4					4	4			4	109.50			
10		22		20	2				22	20			22	115.45			
11		12		12					12	12			12	115.83			
18		1															
27		1															
33		5		5					5	5			5	68.00			
34		31		30	1				24	24	1	1	25	68.00			
35		186	1	183					170	183			184	119.53			
36		15		15					15	14			14	43.50			
10		1	13		13					13	13				15.00		
	2	141	134	6	1			11	59	7		8	5	28.40	4	2,500	
	4	5	2	3				5	5	7		1	3	27.00			
11	1	54	45	8		1			53	52	1		7	34.42	33	6,806	
	2	10	8	2				13	10		1		1		8	7,025	
	3	14	10	1	1	1			14	11			1		10	6,970	
	4	30	10	18					30	28			19	40.00	9	6,611	
	5	19	13	6					19	19	1		6	42.16	12	7,416	
	6	20	14	6					20	20			6	45.33	14	8,357	
	7	22	20	2					22	22			2		20	6,675	
	8	28	8	1					9	9			1		8	7,375	
	9	28	24	4					27	27			4	48.00	23	6,900	
	10	17	16	1					17	17			1		16	7,437	
	11	24	19	5					24	24			4	64.25	16	8,656	
	12	30	13	15	1	1			30	28			16	43.56	11	7,109	
	13	18	14	3					18	17			4	64.50	8	7,762	
	14	18	6	12					18	18			12	59.33	5	7,900	
	15	15	5	7		1			15	12			7	47.71	2		
	16	11	6	3					11	9			3	73.33	4	7,125	
	17	17							17	17							
	18	99	8	168	1				99	176			3	169	35.53	8	6,187
	19	99		98	1				98	98				98	35.57		
	23	83	1	80	2				83	81			3	82	35.17		
	24	121		117	4				121	117			2	120	35.22		
	25	120		120					120	120			5	119	35.04		
	26	83		81	2				83	81				82	35.41		
	27	108		105	2		1		105	105	1		2	107	34.53		
	28	108		71	2		1		77	71			1	79	34.86		
	29	112		109	3				112	109				111	35.34		
	30	65		65					65	65			1	65	35.55		
	31	23		23					23	23				23	38.52		
	32	93		92			1		90	92				92	35.68		
	33	72		70	2				68	70	3	1		72	35.66		
	34	31		31					31	31			2	31	36.22		
	35	64		64					64	64				64	35.75		
	36	12		12					12	12				12	36.91		
12	1	101	4	97					101	101	8	101	97	23.08	4	3,250	
	2	19		19				1	19	19	1	19	17.21				
	3	193	33	142	6	12			193	175	5	28	141	74.91	25	7,856	
	4	13		13					13	13			2				
	6	25	4	25					25	25			8	11.77	4	3,225	
	7	25		25					25	25			25	23.72			
	8	25		25					25	25	8	1	25	24.12			
	9	21		21					21	21			21	24.80			
	10	16	6	10					16	16			1	19.40	5	1,740	
	11	15	9	6					14	15			1	14.00	9	2,377	
	12	16	9	7					16	15			15	7	6	2,142	
	13	8	1	6		1			7	6			7	4	1	4,133	
	14	19		19					19	19	1	19	19	24.84			
	13	1	10		9					10	1			1			

¹For renter-occupied dwelling units and vacant nonseasonal not dilapidated units, for rent.
²For owner-occupied dwelling units and vacant nonseasonal not dilapidated units, for sale only.

HOUSING—BLOCK STATISTICS

Table 3.—CHARACTERISTICS OF HOUSING FOR CENSUS TRACTS, BY BLOCKS: 1950—Con.

Census tract	Block	All dwelling units by occupancy and tenure					All dwelling units by condition and plumbing facilities			Occupied dwelling units			Contract monthly rent ¹		Value ² of one-dwelling-unit structures		
		Total	Owner occupied	Renter occupied	Vacant non-seasonal not dilap., for rent or sale	Other vacant and non-resident	Number reporting	No private bath or dilap.	No running water or dilap.	Total	Persons per room		Number reporting	Average monthly rent (dollars)	Number reporting	Average value (dollars)	
											Number reporting	1.51 or more					Occupied by non-white
16	37	17	6	10	1	17			16	16	1	10	31.70	6	6,916		
	38	10	7	2	1	10			9	9		2		7	9,214		
	39	6	6			6			6	6				6	3,216.66		
	40	10	7	3		10			10	10		3	123.33	7	26,000.00		
	41	28	11	17		26			28	26		16	95.00	11	20,363		
	42	17	16	1		17			17	17		1		16	23,843		
	43	2															
	44	6	5			6			6	6					6	23,666	
	45	5	5			5			5	5					5	27,600	
	46	4	4			4			4	4					3	25,000	
	48	7	7			7			7	7					7	37,000	
	49	12	10	2		12			12	12		1			9	38,333	
	50	2															
	52	1															
	53	6	6	6	3	2	6			6	6	1	1	6	6	65.09	
	54	6	7	4			6			6	6				6	25,333	
	55	7	7	2			7			7	7				5	19,800	
	56	6	5	2			6			6	6		2		3	5,266	
	57	17	15	12	1		17	1		17	17		12	31.58	5	5,900	
	58	11	10	1			11	6	4	11	11		1		10	15,810	
	59	1															
	60	15	11	4			15	10	4	15	15	1	15	4	11	2,445	
	61	39	25	11	2	1	38	13	2	36	36	3	18	11	21	18,471	
	62	13	11	1		1	13			12	12		1		11	22,136	
	63	1															
	64	4	3	1			4			4	4		1		3	20,000	
	65	1															
	66	38	36	1	1		38			37	37		1		33	27,575	
	67	1															
	68	2															
	69	5	4	1			5			5	5		1		4	15,750	
	70	30	29	1		1	30			29	29		29	55.68			
	71	11	2	9			11			11	11		9	70.00	1		
	17	1	8	7	1		8			8	8		1		6	15,666	
		2	1														
		3	7	6			7			7	7				6	11,416	
		4	8	7	1		8	2		8	8		8	58.57			
		5	40	38	2		40			38	38		36	57.97			
		6	30	29	1		30	1	1	29	25		24	85.8			
		9	43	42	1		43	1	1	43	43		41	92.66			
		10	27	26	1		27			27	27		26	73.0			
		11	31	29	2		31			31	30		29	84.4			
		12	196	187	4		195			192	190		191	98.65		1	
		13	48	47	1		47			47	47		48	42.7			
		16	1														
		17	28	19	18	1		28			27	27		19	82.47	8	22,750
		18	13	12	1			13			12	12		1		12	29,583
19		16	16				16			16	16				6	22,333	
20		1															
21		18	17	1			18			18	18				7	17,785	
22		15	14	1			15			15	15		1		14	17,428	
23		18	14	3			18			15	15		1		14	18,964	
24		6	6				6			6	6				5	32,200	
25		10	10				10			10	10				10	20,500	
26		14	14				14			14	14				14	17,357	
27		17	16	1			17			17	16				16	17,187	
28		7	7				7			7	7				7	21,142	
29		22	21	1			22			22	22		1		20	21,400	
30		18	18				18			18	18				18	18,572	
31		221	212	6	3		221	1	1	212	212		218	85.95			
18		3	24	14	10		24	11	4	24	24	1	24	9	14	9,500	
		4	24	15	9		24	14	5	24	24	4	24	7	15	5,600	
		5	147	133	13	1	147	8	4	146	146	4	23	13	127	12,652	
		6	21	20	1		21			21	21		1		19	13,426	
		7	20	19	1		20			20	20		1		19	14,078	
	8	19	16	3		19			19	19		3	48.66	13	14,423		
	9	24	15	9		24			24	24		9	74.77	14	13,035		
	10	43	42	1		43			43	43		1		42	12,369		
	19	1	2														
		2	2														
3		2	2		1	3			2	2				2			
5		2															
11		3	3			3			3	3				3	11,666		
18		7	7			6			7	6				6	10,833		
20	8	44	41	3		44			44	44		3	63.33	41	6,912		

¹For renter - occupied dwelling units and vacant nonseasonal not dilapidated units, for rent.
²For owner - occupied dwelling units and vacant nonseasonal not dilapidated units, for sale only.

Table 3.—CHARACTERISTICS OF HOUSING FOR CENSUS TRACTS, BY BLOCKS: 1950—Con.

Census tract	Block	All dwelling units by occupancy and tenure					All dwelling units by condition and plumbing facilities			Occupied dwelling units			Contract monthly rent ¹		Value ² of one-dwelling-unit structures		
		Total	Owner occupied	Renter occupied	Vacant non-seasonal not dilap., for rent or sale	Other vacant and non-resident	Number reporting	No private bath or dilap.	No running water or dilap.	Total	Persons per room		Occupied by non-white	Number reporting	Average monthly rent (dollars)	Number reporting	Average value (dollars)
											Number reporting	1.51 or more					
20	12	2															
	13	8															
	14	5															
21	1	19	15	2		2			17	17	1		2			13	26,230
	2	25	24	1					25	24			1			22	30,409
	3	3							3							3	28,333
	4	2							2								
	5	2							2								
	6	2							2								
	7	2							2								
	8	2							2								
	9	2							2								
	10	2							2								
	11	3	3						3	3						3	22,166
	12	9	9	2					11	11			2			8	31,625
	13	8	8						8	8						7	11,428
	14	3	3						3	3						34	10,902
	15	6	3	3					3	3				76.66		11	7,045
16	13	13	6	3	4	1		6	8	1		6	66.19	6	30,833		
22	1	78	78		1			78	77							60	14,896
	2	8	8				1	8	8							8	11,750
	3	4	4	3				3	3			3	103.75		4	19,875	
	4	17	17					17	17							17	29,852
	5	1	1					1	1								
	6	17	17					17	17								
	7	20	17		3			20	16							17	20,794
	8	31	25	3		1		31	28				3	96.66	24	18,770	
	9	6	6					6	6							6	19,166
	10	13	13					13	13							13	13,230
	11	11	10	1				11	11							10	14,350
	12	18	17	1				18	18							17	12,588
	13	18	16	2				18	18				1			15	14,586
	14	30	28	2				30	30							28	14,728
	15	21	19	3				22	20				1			17	16,205
16	22	22	3				25	25				2			18	21,722	
17	3	3					3	3							3	31,000	
18	4	3	1				4	4				1			3	14,500	
19	5	4	1				5	5				1			3	33,333	
20	4	3	1				4	4								2	
23	1	10	8	2				10	10				1			8	13,812
	2	11		1				11	5				11	90.00			
	3	25	19	6				25	25				6	66.33	18	11,000	
	4	27	25	2				27	27				2		22	12,409	
	5	28	19	8				27	26				8	87.00	14	11,571	
	6	13	8		5	1		13	8						8	14,562	
	7	11	11					11	11							11	17,636
	8	15	14		1			15	14				1		14	18,228	
	9	12	11	1				12	12						10	17,300	
	10	14	11	3				14	14				3	97.00	9	15,111	
	11	13	7	4	2			13	11				5	56.00	6	10,466	
	12	1						1									
	13	25	18	7				25	25				4	87.75	13	11,076	
	14	7	4	2				7	6				3	90.00	4	13,250	
	15	12	4	7	1			11	10				5	65.60	3	12,666	
	16	15	10	5				15	15				5	61.40	10	14,100	
	17	9	9					9	9						7	20,142	
	18	21	17	4				19	20				3	67.66	15	11,666	
	19	19	14	4		1		19	18				5	94.60	14	11,500	
	20	18	16	2				18	18				2		14	12,964	
21	21	18	3				21	21				2		16	12,937		
22	10	5	5				10	10				5	41.80	3	20,000		
23	95	11	80	3			94	90				79	45.55	7	19,428		
24	25	4	4		1		25	24	1	1		3	47.00	17	13,441		
25	25	14	10				25	24				8	41.12	13	13,269		
26	49	48	1				49	48				48	100.29				
27	32	32					32	32			1		101.50				
28	15	13	2				14	15		1		2		10	13,850		
29	12	9	3				12	12				1		9	14,000		
30	10	9	1				10	10				1		9	12,555		
31	110	110					109	110				109	71.44				
32	59	58	1				59	58				56	74.21				
33	58	58					58	58				57	99.50				
34	43	41	2				43	41				43	96.58				
35	39	36	3				39	36				39	100.92				
24	1	16	16				16	16							16	21,625	

¹For renter - occupied dwelling units and vacant nonseasonal not dilapidated units, for rent.
²For owner - occupied dwelling units and vacant nonseasonal not dilapidated units, for sale only.

HOUSING—BLOCK STATISTICS

Table 3.—CHARACTERISTICS OF HOUSING FOR CENSUS TRACTS, BY BLOCKS: 1950—Con.

Census tract	Block	All dwelling units by occupancy and tenure					All dwelling units by condition and plumbing facilities			Occupied dwelling units			Contract monthly rent ¹		Value ² of one-dwelling-unit structures		
		Total	Owner occupied	Renter occupied	Vacant non-seasonal not dilap., for rent or sale	Other vacant and non-resident	Number reporting	No private bath or dilap.	No running water or dilap.	Total	Persons per room		Occupied by non-white	Number reporting	Average monthly rent (dollars)	Number reporting	Average value (dollars)
											Number reporting	1.51 or more					
24	2	10	10						10	10					10	18.250	
	3	7	6	1					7	7			1		5	21.600	
	4	12	11	1					12	12			1		10	22.100	
	5	2															
	6	5	5						5	5					5	18.600	
	7	15	12	2	1		15		14	14			2		12	10.750	
	8	7	6	1			7		7	7			1		6	10.500	
	9	3	1	1		1	3		2	2			1		1		
	11	10	8	1	1		10		9	9			1		7	12.714	
	12	8	6	1		1	8		7	7			1		6	11.866	
	13	19	13	6			19		19	19			6	7.233	7	13.785	
	14	9	7	1	1		9		8	8			7		7	14.571	
	16	10	7	2		1	10		9	9			2		7	13.857	
	17	41	36	5			41		41	41			5	71.60	36	15.125	
	18	22	22				22		22	22					22	15.818	
	19	10	10				10		10	10					10	17.050	
	20	5	5				5		5	5					5	20.000	
	21	15	15				15		15	15					15	12.900	
	22	22	19				22		21	21					19	12.763	
	23	33	29	4	1		32	1	33	32			4	9.000	19	29.026	
	24	14	14				14		14	14					14	14.000	
	25	9	8				9		8	8					8	11.950	
	26	3	3				3		3	3					3	19.500	
	27	30	27	3			30		30	30			3	64.66	26	13.403	
	28	21	18	3	1		21		20	20			1		17	12.411	
	29	8	7	1			8		8	8			1		7	12.000	
	31	29	26	3			29		29	29			3	55.00	24	11.516	
	33	15	15				15		15	15					15	13.153	
	34	10	9	1			10		10	10			1		9	12.611	
	35	10	9	1			10		10	10			1		9	11.755	
	36	16	16				16		16	16					16	12.412	
	37	11	11				11		11	11		1			11	9.818	
	38	8	8				8		8	8					8	12.150	
	39	27	23	4			27		27	27			3	82.00	22	13.886	
	40	30	24	5	1		30		29	29			6	70.83	21	12.261	
	41	9	9				9		9	9					9	14.462	
	42	7	7				7		7	7					7	15.285	
	43	14	10	4			13		14	13	1		4	9.000	6	16.083	
	45	23	17	6			22		23	23			6	81.00	16	15.062	
	46	20	17	3			20	2	20	17			3	80.00	16	14.250	
	47	10	10				10		10	10					10	15.150	
	48	17	14	3			17		17	17			3	103.00	14	17.321	
	49	12	12				12		12	12					12	16.708	
	50	19	16	3			19		19	19			2		15	14.040	
	51	19	13	5	1		19		18	18			5	97.00	9	12.333	
	52	16	12	4			16	1	16	16		1	3	103.33	10	23.950	
	53	17	17				17		17	17					17	16.588	
54	18	18				18		18	18					18	13.916		
55	21	14	6		1	21		20	20			6	65.83	8	20.375		
56	20	14	6			20		20	20	1		6	95.83	10	17.200		
57	37	26	11			37	1	37	37	2		7	82.71	21	15.833		
58	29	5	22	1	1	29	13	27	27			23	41.13	4	6.000		
59	25	19	6			25		25	25			6	64.66	16	12.331		
60	24	18	6			24		24	24			6	68.33	15	14.160		
61	11	11				11		11	11					10	11.500		
62	10	8	2			10		10	10			1		8	13.375		
63	6	6				6		6	6					6	15.000		
64	3	3	1			3		3	3			1		1			
65	20	15	4			20	2	20	20			4	83.00	14	12.178		
66	45	31	12	2		45	10	43	43	2		13	51.53	26	7.653		
67	14	12	2			14		14	14			2		11	9.272		
68	13	9	4			13		13	13			4	38.00	9	7.666		
69	29	23	6			29	2	29	29			6	55.33	21	7.500		
70	12	9	3			12	1	12	12			3	54.00	7	7.142		
71	18	11	7			18		18	18			7	92.14	11	9.000		
73	19	9	8		1	18	5	17	17	2		9	43.77	7	7.500		
74	26	18	8		1	26	10	26	26	1		7	38.42	12	7.583		
75	18	12	6			18	2	18	18			6	46.00	10	7.050		
76	9	6	3			9	2	9	9			3	47.66	4	9.625		
78	9	4	4		1	9		8	8			4	53.75	3	5.333		
79	36	13	23			36	14	36	36	1		23	37.91	9	4.555		
80	11	5	5	1		11	2	10	10			6	42.16	4	6.000		
81	5	1	4			5	3	5	5			4	39.00	1			
82	31	11	19		1	31	12	30	30	5		19	42.10	8	5.812		
83	23	17	6			23	1	22	22			6	57.50	13	5.884		
84	15	11	4			15	3	15	15			3	47.66	8	5.625		
85	9	4	4		1	9	5	8	8			5	56.40	2			
88	6	4	2			6	2	6	5	1		2		3	4.233		
25	1	30	20	9	1	30	4	29	29			10	40.70	18	3.822		
	2	6	3	3		6	2	6	6			3	33.00	3	3.666		
	3	10	6	4		10	3	10	10			3	30.66	3	2.640		
	5	41	35	6		41	1	41	41			6	27.16	7	3.297		
	7	24	15	13		24	16	24	24	24		6	14.15	10	2.400		
	10	45	9	32	4	45	23	41	41	39	1		9	10.00	5	3.800	

¹For renter - occupied dwelling units and vacant nonseasonal not dilapidated units, for rent.
²For owner - occupied dwelling units and vacant nonseasonal not dilapidated units, for sale only.

Table 3.—CHARACTERISTICS OF HOUSING FOR CENSUS TRACTS, BY BLOCKS: 1950—Con.

Census tract	Block	All dwelling units by occupancy and tenure					All dwelling units by condition and plumbing facilities			Occupied dwelling units			Contract monthly rent ¹		Value ² of one-dwelling-unit structures			
		Total	Owner occupied	Renter occupied	Vacant non-seasonal not dilap., for rent or sale	Other vacant and non-resident	Number reporting	No private bath or dilap.	No running water or dilap.	Total	Persons per room		Number reporting	Average monthly rent (dollars)	Number reporting	Average value (dollars)		
											Number reporting	1.51 or more					Occupied by non-white	
25	11	30	7	20	3													
	12	16	1	15														
	13	61	21	40														
	14	25	13	12														
	15	12	5	7														
	16	68	34	32	1	1												
	17	26	18	8														
	19	22	10	11		1												
	20	29	14	14		1												
	21	7	1	6														
	22	23	14	9														
	23	29	19	10														
	24	43	11	32														
	25	17	11	6														
	26	29	16	13														
	27	23	14	9														
	28	6	3	3														
	29	6	2	4														
	30	6	3	3														
	31	10	3	7														
	32	17	11	6														
	33	19	7	12														
	34	8	4	4														
	35	4	4															
	36	33	19	14														
	37	33	5	26														
	38	33	12	21														
	39	34	4	16														
	40	30	13	17														
	41	26	6	20														
	42	20	6	14														
	43	23	12	11														
	44	40	5	32														
	45	23	11	12														
	46	7	2	5														
	47	3	6	7														
	49	11	6	5														
	50	24	11	13														
	51	29	12	17														
	52	33	17	16														
	53	20	9	11														
	54	4	1	3														
	55	23	8	15														
	56	29	18	11														
	57	16	10	6														
	58	39	16	22														
	59	3	2	1														
	60	29	13	16														
	61	25	11	14														
	62	16	8	8														
	63	27	16	11														
	65	3	2	1														
	66	7	4	3														
	26	1	6	5	1													
		2	1	4														
		3	8	8														
		4	19	10	8													
		5	23	15	8													
		6	25	14	11													
		7	1	1														
		8	3	3	6													
		9	4	4	1													
		10	3	5	7													
		11	4	2	2													
		12	4	2	2													
		13	4	2	2													
14		1	1	3														
15		1	2	8														
16		3	2	10														
17		2	6	3														
18		3	2	3														
19		3	2	6														
20		3	2	3														
21		2	7	9														
22		1	1	4														
23		1	5	1														
24		2	2	2														
25		3	3	3														
26		3	3	3														
27		2	2	2														
28		3	3	3														
29		4	2	18														
30		6	4	2														
31		3	2	17														
32		16	6	9														

¹For renter - occupied dwelling units and vacant nonseasonal not dilapidated units, for rent.
²For owner - occupied dwelling units and vacant nonseasonal not dilapidated units, for sale only.

HOUSING—BLOCK STATISTICS

Table 3.—CHARACTERISTICS OF HOUSING FOR CENSUS TRACTS, BY BLOCKS: 1950—Con.

Census tract	Block	All dwelling units by occupancy and tenure					All dwelling units by condition and plumbing facilities			Occupied dwelling units			Contract monthly rent ¹		Value ² of one-dwelling-unit structures		
		Total	Owner occupied	Renter occupied	Vacant non-seasonal not dilap., for rent or sale	Other vacant and non-resident	Number reporting	No private bath or dilap.	No running water or dilap.	Total	Persons per room		Number reporting	Average monthly rent (dollars)	Number reporting	Average value (dollars)	
											Number reporting	1.51 or more					Occupied by non-white
26	33	38	10	26	2												
	34	15	19			38	13	7	36	36		28	4 15.0	4	3 875		
	35	4	2			34	16	1	34	34	2	17	4 082	11	4 254		
	36	40	21	19		4	4		4	4		2					
	38	1				39	11	8	40	40	1	19	3 478	18	6 194		
	39	31	16	13	2												
	40	3	2	1		31	8		29	29		12	4 925	13	5 961		
	41	17	7	10		2	2		3	3		1					
	42	7	4	3		17	8		17	17		10	3 630	6	4 583		
	45	24	11	13		7	1	1	7	7		2		3	3 333		
		46	14	9	5	24	2		24	24		12	4 383	7	5 500		
		47	6	4	2				14	14		4	3 350	6	4 583		
						14	5		6	6		2		3	3 666		
	27	1	35	21	14												
		2	32	21	11					35	5	1	13	5 400	17	6 923	
3		39	13	24	2				32	31		11	4 427	14	8 428		
4		36	17	19					37	37		26	3 588	11	6 800		
5		23	9	13	1				36	36		15	4 106	14	7 100		
6		1							23	11	2	12	4 558	6	6 166		
7		60	34	22	1	3			56	56	1	22	4 322	28	5 892		
8		50	22	27					49	49		25	4 404	17	7 494		
9		24	15	9					24	24		8	4 787	15	7 526		
10		37	22	14	1				37	36		11	4 754	17	8 588		
11		33	12	21					33	33		21	4 995	9	7 444		
12		42	9	32		1			41	40		32	4 540	6	8 000		
13		36	17	19					36	36		16	3 981	10	13 950		
14		33	19	14					33	33		14	4 657	14	7 164		
15		49	23	25	1				49	47	1	24	4 525	18	6 394		
16		20	13	4	1				17	16	4	5	4 100	11	6 118		
17		66	18	43		2			61	61	5	40	4 360	12	7 508		
18		45	15	27	1				42	42		26	4 938	7	7 642		
19		47	20	25	1				45	43		26	4 538	12	7 875		
20		21	7	13		1			21	20		13	4 046	2			
21		39	6	32	1				39	38	5	30	4 566	2			
22		30	14	16					30	30	1	16	4 287	7	7 071		
23		19	10	9					19	19		9	4 000	6	7 166		
24		26	18	8					26	26	2	8	4 687	13	7 307		
25		1															
26		4		4					4	3					4	6 750	
27		6		2					6	3					2		
28		20	11	7					19	18		8	4 562	10	7 400		
29		4		4					4	4					4	8 625	
30		28	3	25					28	28		24	4 054	1			
31		17	2	14	1				17	16		15	5 126				
32		8	2	6					8	8		6	3 466	2			
33		6		6					6	6		1		5	7 300		
34		37	16	20		1			36	35		20	4 460	10	5 940		
35		15	8	7					15	15		7	5 571	5	10 300		
36	47	9	37	1				46	46		37	4 235	4	8 500			
37	35	15	20					35	35	6	20	4 695	11	7 418			
38	35	15	9	1				34	33	1	17	4 705	11	7 681			
39	3		3					3	3		2		1				
40	12	10	2					12	12		2		9	7 000			
41	24	9	15					24	24	1	15	4 820	6	6 416			
43	37	11	24	1				36	35	1	23	4 969	8	8 537			
44	30	10	20					30	30		10	6 140	13	7 615			
45	25	13	13					25	25	1	13	4 553	6	8 666			
46	18	10	8					18	18		8	3 400	10	6 750			
47	10	3	7					10	8	1	5	4 900	1				
49	24	13	11		2			24	23		10	3 940	12	7 325			
51	14	10	4					14	14		4	3 800	10	6 310			
52	20	11	9					20	20		9	3 833	8	7 225			
53	4		4					4	4		1						
54	1																
55	4		4					4	4		4	3 950					
57	4	3	1					4	4		1		3	8 333			
59	24	4	20					24	24		20	3 300	3	7 166			
60	12	9	3					12	12	1	3	6 100	8	7 675			
61	15	10	5					15	15		5	4 560	8	7 187			
62	3		3					3	3		3	4 433					
66	60	59		1				59	58	1	59	4 384					
67	2							2	2								
68	57	1	55	1				57	56	4	1	4 498					
69	79		76	3				78	75		77	4 353					
70	53		51	1	1			53	51		51	4 607					
71	69		68	1				68	67		67	4 400					
28	1	5	5											5	17 800		
	2	9	9											9	22 255		
	3	5	4		1									4	18 750		
	4	3	2	1								1		1			
	5	3	2	1								1		1			
	6	23	18	5					23	23		4	6 375	15	12 333		
	7	23	19	4					23	23		4	6 500	17	12 470		

¹For renter - occupied dwelling units and vacant nonseasonal not dilapidated units, for rent.
²For owner - occupied dwelling units and vacant nonseasonal not dilapidated units, for sale only.

Table 3.—CHARACTERISTICS OF HOUSING FOR CENSUS TRACTS, BY BLOCKS: 1950—Con.

Census tract	Block	All dwelling units by occupancy and tenure					All dwelling units by condition and plumbing facilities			Occupied dwelling units			Contract monthly rent ¹		Value ² of one-dwelling-unit structures		
		Total	Owner occupied	Renter occupied	Vacant non-seasonal not dilap., for rent or sale	Other vacant and non-resident	Number reporting	No private bath or dilap.	No running water or dilap.	Total	Persons per room		Occupied by non-white	Number reporting	Average monthly rent (dollars)	Number reporting	Average value (dollars)
											Number reporting	1.51 or more					
28	8	18	13	4	1	18			17	17			3	57.00	11	15863	
	9	6	5	1		6			6	6	1		4		4	18500	
	10	9	4	4	1	9			8	8			4	51.25	4	18875	
	11	5	2	2		4			5	5			2	63.15	16	13281	
	12	2	2			2			2	2			2	55.00	17	10329	
	13	2	2			2			2	2			2		2	8865	
	15	2															
	16	10	6	4		10			10	10			3	39.33	5	10700	
	17	7	5	2		7			7	7			2		2		
	18	4	3	1		4			4	4			1				
	19	20	12	6	2	20			18	18			6	64.16	7	11285	
	20	16	8	7		15			15	15			5	68.00	5	12600	
	21	20	13	7		20			20	20			7	54.22	12	9833	
	22	3	2	1		3			3	3			1	56.93	17	11023	
	24	9	10	1	1	8	4		3	3			1	55.17	8	20562	
	25	3	2	1		3			2	2			2		3	16166	
	26	3	2	1		3			3	3			7	60.28	18	9527	
	27	3	2	1		3			3	3			2		17	11064	
	28	2	1	1		2			2	2			8	43.50	12	9308	
	29	2	1	1		2			2	2			8		12	8600	
	30	1	1			1			1	1			1		10		
	31	3	2	1		3			3	3			6	57.00	24	11033	
	32	3	1	2	1	3	2	2	3	3			14	54.00	30	11550	
	33	2	1	1		2			2	2			4		3	16666	
	34	1	1			1			1	1			4	57.50	9	9388	
	35	1	1			1			1	1			3	63.33	21	11547	
	36	1	1			1			1	1			2		14	9335	
	37	5	5			5			5	5			5		5	9800	
	39	3				3			3	3							
	40	3				3			3	3							
	41	3				3			3	3							
	42	3	1	2		3			3	3			2		3	14166	
	44	4	3	1		4			4	4			2	58.25	13	14692	
	45	5	3	2		5			5	5			1		3	15833	
	46	5	3	2		5			5	5			4	56.23	27	12500	
	47	5	3	2		5			5	5			4	67.50	10	9250	
	48	5	3	2		5			5	5			5	62.94			
	49	6	2	4	1	6			6	6			2	63.27	4	8981	
	50	2	1	1		2			2	2			1		16	10406	
	51	2	1	1		2			2	2			1	55.45	12	10166	
	52	2	1	1		2			2	2			2	73.62	8	14000	
	53	3	1	2		3			3	3			2		14	11214	
	54	3	1	2		3			3	3			1	58.25	16	10000	
	55	3	1	2		3			3	3			1		27	10165	
	56	3	1	2		3			3	3			6	53.15	19	9157	
	57	3	1	2		3			3	3			14	60.16	14	9607	
	58	3	1	2		3			3	3			1	40.71	10	5000	
	59	3	1	2		3			3	3			5	71.40	9	10500	
	60	3	1	2		3			3	3			10	52.75	18	10972	
	61	3	1	2		3			3	3			1	66.50	13	10538	
	62	3	1	2		3			3	3			3	57.00	13	8720	
	63	3	1	2		3			3	3			6		9	10111	
	64	3	1	2		3			3	3			18	53.86	6	21533	
	65	3	1	2		3			3	3			2	40.83	2		
	66	3	1	2		3			3	3			2		32	9750	
	67	5	3	2		5			5	5			2	52.75	8	5250	
	68	2	1	1		2			2	2			2	44.68	13	7269	
	69	2	1	1		2			2	2			2		4	8750	
	70	3	1	2		3			3	3			9	47.77	16	10687	
	71	3	1	2		3			3	3			9	62.66	15	14066	
	72	3	1	2		3			3	3			6		5	13200	
	73	2	1	1		2			2	2			9	74.22	4	12250	
	74	3	1	2		3			3	3			13	56.07	10	10250	
	75	3	1	2		3			3	3			1		2		
	76	11	10	1		11			11	11			1		9	8166	
29	2	27	5	19	3	27			24	24			22	60.95	3	12000	
	3	3	1	2		3			3	3			15	51.73	11	9218	
	4	5	1	4		5			5	5			5		5	11100	
	5	1	1			1			1	1					11	12363	
	6	1	1			1			1	1			2	54.60	8	11625	
	7	1	1			1			1	1			3		2		
	8	1	1			1			1	1			3	58.33	7	11571	
	9	1	1			1			1	1			2	48.92	7		
	10	4	2	2	3	4			4	4			1	53.15	1	8000	
	11	1	1			1			1	1			7	43.71	4		
	12	1	1			1			1	1			4	49.85	2		
	13	4	3	1		4			4	4			3		3	9666	
	14	4	3	1		4			4	4			2	45.85	9	9511	
	15	4	3	1		4			4	4			6	42.12	9	9544	
	16	4	3	1		4			4	4			3	43.43	4	6850	
	17	4	3	1		4			4	4			3	47.18	6	20750	
	18	4	3	1		4			4	4			2	43.31			
	19	3	2	1		3			3	3			2	49.08	25		
	20	3	2	1		3			3	3			3	45.66	5	6700	
	21	3	2	1		3			3	3			1	41.26	2		
	22	3	2	1		3			3	3			1	36.75	7	6357	
	23	3	2	1		3			3	3			9	42.66			
	24	3	2	1		3			3	3			19	47.33	1	4666	

¹For renter - occupied dwelling units and vacant nonseasonal not dilapidated units, for rent.
²For owner - occupied dwelling units and vacant nonseasonal not dilapidated units, for sale only.

HOUSING—BLOCK STATISTICS

Table 3.—CHARACTERISTICS OF HOUSING FOR CENSUS TRACTS, BY BLOCKS: 1950—Con.

Census tract	Block	All dwelling units by occupancy and tenure					All dwelling units by condition and plumbing facilities			Occupied dwelling units			Contract monthly rent ¹		Value ² of one-dwelling-unit structures		
		Total	Owner occupied	Renter occupied	Vacant non-seasonal not dilap., for rent or sale	Other vacant and non-resident	Number reporting	No private bath or dilap.	No running water or dilap.	Total	Persons per room		Occupied by non-white	Number reporting	Average monthly rent (dollars)	Number reporting	Average value (dollars)
											Number reporting	1.51 or more					
29	25	26	13	13		26	2		26	24			13	54.46	5	7.000	
	26	65	9	56		64	8		65	65			56	47.12	2		
	27	8	2	5		8			7	7			5	41.80			
	28	1															
	29	8		8		8	2	2	8	8	1		8	41.25			
	30	19	7	10	1	19	7		17	17			10	48.00			
	31	78	21	53	4	78	14		74	74	3		53	46.47	10	5.500	
	32	16	11	5		16	1		16	16			5	39.00	8	5.437	
	33	31	6	22	3	31	11		28	28			25	50.84	5	7.000	
	34	62	14	47	1	62	11		61	61			48	50.54	6	8.500	
	35	51	11	37	2	51	16		48	48			38	46.50	6	5.250	
	36	69	18	50	1	64	17		68	64			48	51.06	7	8.142	
	37	23	7	16		23	3		23	23			16	46.93	6	7.416	
	38	18	6	12		18	11		18	18	3		12	40.50	2		
	39	1															
	40	7	4	3		7	6		7	7			3	59.66	3	8.500	
	41	6	3	3		6	9		6	6	1		3	75.00	2		
	42	9	4	4		9	4		8	8			4	33.75	2		
	43	24	11	10	2	24	3		21	19			10	45.40	7	8.571	
	44	18	5	12	1	18	11		17	17			10	45.30	1		
	45	5	2	3		5	4		5	5			3	46.33	1		
	47	14	7	7		14	4		14	14			7	52.85	3	6.166	
	49	4		4		4	4		4	4	1		4	43.25			
	50	13	2	11		13	4		13	13			11	30.36			
	51	10	3	7		10	2	1	10	10			7	40.00	1		
	52	9	1	7	1	9	9		8	8			7	56.57	1		
	53	43	19	23		43	15		42	42	1		23	39.95	9	8.166	
	54	41	6	34	1	40	12		40	40	1		32	42.96	1		
	47	19	6	27	1	47	16		46	46	4	1	27	42.92	13	8.692	
	56	36	16	18	2	35	14		34	34	2		18	48.22	8	6.375	
	57	39	8	31		39	8		39	39	2		30	40.50	2		
	47	47	21	24	2	47	11		45	45	2		26	45.92	8	8.812	
	59	24	4	20		24	14		24	24	3		20	50.05			
	60	33	3	28	2	33	15		31	31	3		28	40.10	1		
	61	25	5	20		25	9		25	25	1		20	33.45	3	5.666	
	62	21	4	16		21	4		20	20			15	29.00	4	6.625	
	63	14	8	5	1	14	4		13	13			5	49.80	4	7.875	
	64	21	4	17		21	4		21	21			17	31.05	1		
	65	16	14	1		16	2		15	15			1	67.38	13	6.738	
	66	20	14	5	1	20	2		19	19			6	41.33	10	7.450	
	67	11	10	1		11	2		11	11			1	79.44	9	7.944	
	68	11	9	2		10	1		11	11	2		2	81.00	5	8.100	
	69	17	12	2		17	3		17	17			5	35.80	10	6.300	
	70	34	7	22	5	34	3		29	29	4		25	61.80	3	6.000	
	71	17	12	5		17	4		17	17	1		5	38.60	8	5.562	
	72	12	6	5	1	12	4		11	10			5	29.20	4	6.500	
	73	4		4		4	6		4	4			4	50.75			
	74	32	8	22	2	32	10		30	30			24	32.79	4	6.000	
	75	25	6	17	2	25	6		23	23			19	43.89	1		
	76	24	2	21	1	24	6	2	23	23	2		22	45.27			
	77	56	22	33		56	14		55	55	1		33	46.63	11	6.681	
	78	38	16	21	1	38	13		37	36	1		19	41.42	6	5.966	
	79	30	10	19	1	29	7		29	29			18	50.38	6	7.333	
	80	29	11	17	1	29	3		28	28	1		16	46.75	7	7.214	
	81	44	12	30	2	44	17		42	42	1		30	41.63	6	5.666	
	82	61	20	38	3	60	14		58	57			40	43.27	12	6.333	
	83	14	3	11		14	1		14	14			11	38.90	2		
	84	13	3	9	1	13	7		12	11			10	42.00	1		
	85	18	4	14		18	8		18	18			4	55.00	4	4.750	
	86	27	1	26		27	3		27	27	1	1	26	39.69	1		
	87	8	2	5	1	8	4		7	7			6	35.50	1		
	88	18	10	8		18	2		18	18			8	49.37	6	6.283	
	89	18	6	12		18	2		18	18			8	46.87	3	5.166	
	91	12	2	9	1	12	2		11	11			10	34.10	2		
	92	1															
	93	40	7	32	1	40	21		39	39	2		32	31.37	3	5.000	
	94	17	5	12		17	4		17	17	1		7	42.14	3	7.033	
	95	25	4	21		25	6		25	25	1		21	31.19	1		
	96	11	2	7	2	11	5		9	9	3		9	40.44	1		
	97	19	7	11	1	19	6		18	18	2		11	38.09	5	5.100	
	98	35	8	26	1	35	9		34	34	5		26	29.42	4	6.750	
	99	18	9	9		18	8		18	18			8	43.62	6	6.000	
	100	16	4	9	1	16	4		13	13	1		9	49.44	1		
	101	8	3	5		8	1		8	7			5	37.00	2		
	102	6		6		6			6	6	1		6	46.66			
	104																
	105																
	106	18		17	1	16	2		17	17			18	36.22			
	108		5	3			2		8	8			1				
	109	12	8	4		12	2		12	12			1		6	5.583	
	113	4		4		4	4		4	4			2				
	30	1	36	27	8	1	36	1		35	35	1		8	54.62	22	11.795
		3															
		4	6				6			6						6	10.500

¹For renter - occupied dwelling units and vacant nonseasonal not dilapidated units, for rent.
²For owner - occupied dwelling units and vacant nonseasonal not dilapidated units, for sale only.

Table 3.—CHARACTERISTICS OF HOUSING FOR CENSUS TRACTS, BY BLOCKS: 1950—Con.

Census tract	Block	All dwelling units by occupancy and tenure					All dwelling units by condition and plumbing facilities			Occupied dwelling units			Contract monthly rent ¹		Value ² of one-dwelling-unit structures	
		Total	Owner occupied	Renter occupied	Vacant non-seasonal not dilap., for rent or sale	Other vacant and non-resident	Number reporting	No private bath or dilap.	No running water or dilap.	Total	Persons per room		Number reporting	Average monthly rent (dollars)	Number reporting	Average value (dollars)
											Number reporting	1.51 or more				
30	5	10	9		1	10			9	9				10	10 700	
	6															
	7	20	20	2		22			22	20		1		20	11 105	
	8	21	17	4		21			21	21	1	4	62.50	14	10 178	
	9	22	17	3		22		2	20	20		3	60.00	14	11 678	
	10	22	17	4		22			12	12		4	54.75	8	9 437	
	11	25	4	1		5			5	5		1		3	7 833	
	12	50	35	13	1	50	4		48	48		13	47.07	25	8 576	
	13	27	20	6	1	27	1		26	24		5	48.40	17	9 352	
	14	8	7	1		8			8	8				7	9 185	
	15	12	12	2		12			12	12		2		9	16 166	
	16	16	16	4		16			16	16		4	70.50	9	8 388	
	17	17	16	1		17		2	16	16		1		5	9 100	
	18	23	18	5		23			23	23		9	54.66	12	7 291	
	19	23	18	5		23		2	23	23		7	67.85	4	9 000	
	20	23	18	5		23			12	12		7		4	9 000	
	21	33	23	10		33			6	6		3	73.33	2		
	22	33	23	10		33			9	9		6	56.00	1		
	23	33	23	10		33			17	17		9	59.44	6	9 166	
	24	25	16	9		25	3		25	24		15	57.46	3	17 500	
	25	19	19	5		19			19	23		4	53.75	14	9 892	
	26	29	19	10		29	2		29	29		17	48.82	5	11 500	
	27	22	11	11		22	4		22	22		10	50.70	5	8 000	
	28	14	7	7		14	3		14	14		6	63.50	3	9 000	
	29	30	14	16		30	4		30	29		14	56.21	10	9 400	
	30	24	15	8		24	6	2	23	22		9	57.77	8	8 687	
	31	21	14	5	1	21	3	2	19	19		5	55.60	10	10 450	
	32	21	14	5		21	3		23	23		10	53.30	10	10 400	
	33	45	24	19	1	42	8		43	39		18	51.44	18	9 277	
	34	23	13	10		23	8		23	23		10	48.10	7	10 428	
	35	40	20	16		36	5		36	36		16	46.75	11	9 772	
	36	13	12	1		13			13	13		1		12	9 416	
	37	12	12			12			16	16		3	59.66	10	9 400	
	38	20	10	10		20	2		20	20		10	61.50	6	13 166	
	39	33	22	11		33	5		33	33		3		1		
	40	15	11	4		15	5		15	15		3	39.33	9	8 433	
	41	37	16	18		34	8	1	34	34		18	49.16	14	7 285	
	42	10	10	1		10			10	10		2		6	8 333	
	43	11	10	1		11	1		11	10		1		9	8 166	
	45	14	11	3		13			14	14		2		10	10 050	
	46	4	3	1		4			4	4		1		2		
	31	1	27	10	16		27			26	26		15	52.33	8	11 562
		2	34	18	16		32			34	34		10	49.70	15	7 540
		3	16	8	8	1	16		1	14	14		3	50.00	8	7 300
		4	11	6	5		11			13	13	1	5	51.00	7	7 385
		5	10	6	4		10			15	15		9	50.00	5	7 340
		6	17	10	7		17			16	16		6	50.16	10	7 020
		7	18	11	7		18			18	18		7	55.00	11	7 363
		8	4	4			4			4	4				4	8 000
		9	20	18	2		20			20	20		2		18	8 094
10		17	17			16			17	16				16	8 437	
11		12	12			12			12	12				12	7 116	
12		16	16			16			16	16				16	8 562	
13		17	17			18			18	18				17	8 523	
14		15	13	1		15			15	15				13	7 430	
15		7	7			8		2	8	8		1		6	6 416	
16		11	10	1		11	1		11	11	1	1		9	7 166	
17		8	8			9			8	8				8	7 675	
18		22	11	11	2	22			30	30		1		28	7 057	
19		23	23			25			25	25		1		22	7 195	
20		28	26	2		28			28	28		2		24	7 066	
21		9	8	1		9		1	9	9		1		7	8 257	
22		16	15	1		16			16	16		1		14	7 678	
23		21	21			21			21	21		1		21	7 300	
24		19	19			19			19	19				18	7 933	
25		16	14	2		16			16	16		2		14	7 721	
26		19	15	4		19			19	19		3		13	6 253	
27		16	15	1		16			16	16		9	43.55	4	4 750	
28		31	16	7		31	6		26	26		12	43.41	12	4 383	
29		17	12	5		17			17	17	1	5	36.00	11	5 236	
30		17	11	6		17			17	16		6	32.00	7	4 971	
31		5	5			5			5	5		3	41.66			
32		30	14	16		30	14		30	30		14	37.92	7	4 671	
33	28	25	3		28			28	25		12	34.58	10	4 580		
34	26	26			26			26	26		11	35.54	12	5 591		
35	21	17	4		21			21	20	2	4	30.25	16	5 956		
36	19	17	2		19			19	19	2	6	39.33	10	5 050		
37	17	11	6		17			17	17	2	9	38.66	11	5 109		
45	108	64	43		107	16		107	106	1	42	28.76	46	6 319		

¹For renter-occupied dwelling units and vacant nonseasonal not dilapidated units, for rent.
²For owner-occupied dwelling units and vacant nonseasonal not dilapidated units, for sale only.

HOUSING—BLOCK STATISTICS

Table 3.—CHARACTERISTICS OF HOUSING FOR CENSUS TRACTS, BY BLOCKS: 1950—Con.

Census tract	Block	All dwelling units by occupancy and tenure					All dwelling units by condition and plumbing facilities			Occupied dwelling units			Contract monthly rent ¹		Value ² of one-dwelling-unit structures	
		Total	Owner occupied	Renter occupied	Vacant non-seasonal not dilap. for rent or sale	Other vacant and non-resident	Number reporting	No private bath or dilap.	No running water or dilap.	Total	Persons per room		Number reporting	Average monthly rent (dollars)	Number reporting	Average value (dollars)
											Number reporting	1.51 or more				
32	1	13	7	5	1	13	1	1	12	12		6	36.00	4	4,500	
	2	22	14	5		22	1	1	22	22		6	33.75	12	5,708	
	3	26	20	5	1	26	2	2	25	25		6	37.33	18	6,161	
	4	25	15	10		25	1		25	25		10	32.30	15	5,713	
	5	32	24	8		31	6	1	32	32	1	7	45.00	22	5,218	
	6	30	18	12		30	6	1	30	29	2	11	44.18	11	6,027	
	7	20	16	4		20			20	20		3	45.00	14	5,700	
	8	22	11	9	1	22	3	1	20	19		10	33.00	9	4,833	
	9	23	12	11		23			23	23		11	36.27	8	6,312	
	10	27	15	12		27	8	4	27	27		12	35.25	11	5,590	
	11	25	13	11	1	25	5	2	24	24		11	32.54	10	6,100	
	12	35	13	21	1	35	13	2	34	34	1	22	48.13	8	6,787	
	13	17	12	4		17	2		16	16		3	44.33	10	7,200	
	14	24	16	8		24	8	5	24	24		6	39.50	15	6,333	
	15	18	9	9		18	5		18	18		9	34.66	8	5,425	
	16	23	22	1		23			23	23		9	52.04	22	5,204	
	17	22	18	4		22	3		22	22	1	4	31.00	17	4,488	
	18	21	14	7		21		1	21	21	1	6	41.83	13	5,030	
	19	29	25	2	2	29	1		27	27		3	59.20	25	5,920	
	20	22	18	3	1	22			21	21	1	3	41.00	17	6,141	
	21	29	22	7		29	4		29	29		6	46.66	20	7,215	
	22	18	14	4		18	1	1	18	18		4	53.50	13	4,446	
	23	10	8	2		10	2		10	10		2		7	4,714	
	24	15	13	2		15			15	15		2		12	7,041	
	25	15	13	2		15			15	15		2		11	6,772	
	26	17	16			17		1	16	16		2		16	6,312	
	27	15	13	2		15			15	14		2		12	8,400	
	28	15	10	5		15			15	15		5	35.80	9	5,944	
	29	12	9	3		12			12	11		5	43.66	8	6,325	
	30	17	14	3		17			17	17		3	78.33	13	7,115	
31	17	12	4		17		1	17	16		4	55.75	11	8,045		
32	17	16	1		17			17	17		1		15	7,000		
33	16	16			16			16	16		16		16	9,081		
36	18	16	2		18	1	1	18	18		2		16	7,093		
37	15	10	3	2	14			13	12		3		10	7,180		
38	10	7	3		10	3	3	10	10		3	58.33	5	6,100		
39	7	6	1		7			7	7		1		6	7,733		
40	12	11	1		12			12	12	1	1		11	7,381		
41	22	21	1		22			22	22		1		20	7,455		
42	14	12	2		14			14	14		1		12	6,966		
43	8	8			8			8	8				8	6,937		
44	8	7	1		8			8	8		1		7	8,357		
45	15	14		1	15			14	14				14	8,714		
46	16	13	3		16			16	16		3	66.66	12	8,908		
47	18	15	3		18			18	18		2		12	8,083		
48	10	10			10			10	10				10	9,080		
49	8	8			8			8	8				8	8,187		
51	10	9	1		10			10	10		1		9	8,033		
52	12	10	2		11			11	12		1		10	8,200		
53	8	7		1	8			7	7		1		7	7,628		
54	6	5	1		6	1		6	6		1		4	6,925		
55	4	4			4			4	4				3	8,333		
56	3	1	2		3	2		3	3		2					
33	1	2			2			2	2							
	2	10	4	4	1	10	3		8	8		5	36.40	2		
	3	2			2			2	2							
	4	2			2			2	2							
	6	10	7	2	1	10			9	9		2		5	7,900	
	7	19	10	8	1	18	4	1	18	17		8	29.62	7	7,428	
	8	10	8	2		10	2		10	10		2		6	8,500	
	9	7	4	3		7	4	1	7	7	1	3	58.33	2		
	10	11	7	4		11	3	3	11	10	1	4	19.50	7	6,571	
	11	6	6			6			6	6				6	7,250	
	12	22	17	5		22	8		22	22	1	4	44.25	13	7,038	
	13	21	14	7		21			21	20	1	5	50.00	10	7,400	
	14	17	13	3	1	16	3	1	16	16		3	37.66	12	7,500	
	15	11	9	1	1	11	2		10	10		2		7	6,428	
	17	1				1			1	1						
	18	19	17	2		19	2		19	19		2		17	6,323	
	19	18	16	2		18			18	18				12	7,516	
	20	16	9	6	1	15	4		15	15			63.66	7	8,428	
	21	20	18	2		20	2		20	20		1		16	7,450	
	22	12	9	3		12	2		12	12		3	48.33	7	6,642	
	23	14	12	2		14	1	1	14	14		1		12	6,416	
	24	5	4			5			4	4				4	6,000	
	32	11	9	2		11			11	8		2		8	7,462	
33	17	15	2		17	1		17	17		2		13	7,153		
34	18	16	2		18	2		18	18				15	6,633		
35	18	13	4		18			17	17	1	4	35.25	7	7,071		
36	27	14	13		27	3		27	27		1	51.36	11	6,772		
37	19	11	8		18			18	18		7	45.00	10	6,920		
38	9	5	4		9	1		9	9		3	46.00	5	6,200		
40	2				2			2	2							
41	3	3			3			3	3					3	6,166	

¹For renter - occupied dwelling units and vacant nonseasonal not dilapidated units, for rent.
²For owner - occupied dwelling units and vacant nonseasonal not dilapidated units, for sale only.

Table 3.—CHARACTERISTICS OF HOUSING FOR CENSUS TRACTS, BY BLOCKS, 1950—Con.

Census tract	Block	All dwelling units by occupancy and tenure					All dwelling units by condition and plumbing facilities			Occupied dwelling units			Contract monthly rent ¹		Value ² of one-dwelling-unit structures		
		Total	Owner occupied	Renter occupied	Vacant non-seasonal not dilap., for rent or sale	Other vacant and non-resident	Number reporting	No private bath or dilap.	No running water or dilap.	Total	Persons per room	Occupied by non-white	Number reporting	Average monthly rent (dollars)	Number reporting	Average value (dollars)	
33	42	23	16	6			23	1	22	22			6	513.33	14	583.5	
	43	23	17	5		1	23		22	22			5	610.00	14	805.7	
	44	19	17	2			19		19	19			2		17	822.9	
	45	18	16	2			18		18	18			2		15	738.6	
	46	19	16	3			18	2	19	19			3	566.6	14	725.7	
	49	3	2	1			3		3	3	1		1		2		
	51	21	14	7			21	2	21	21			6	433.3	9	822.2	
	52	6	5	1			6		6	6			1		5	760.0	
	53	1															
	55	1															
	56	7	7				7		7	7					7	750.0	
	57	9	9				9		9	9					9	844.4	
	58	21	17	4			21	3	21	20			3	450.0	13	719.2	
	59	14	12	2			14		14	13			2		11	745.4	
	60	6	6	2			6		6	4			2		2		
	61	2	2				2		2	2							
	62	5	1	4			5	3	5	5	1		4	570.0	1		
	63	3	1	2			3		3	3			2		1		
	64	11	7	4			11		11	10			4	382.5	7	635.7	
	65	6	6				6		6	6			4		5	1060.0	
	68	11	10	1			11		11	11			1		8	631.2	
69	12	10	2			12	1	12	12		1	2		8	706.2		
70	6	4	2			6		6	6			2		3	533.3		
71	1																
34	4	2															
	6	8	7	1					8	7		8	1		4	500.0	
	9	13	4	9			7	4	3	3			9		1		
	10	13	6	7			12	5	3	3			7	265.5	5	580.0	
	11	1															
	12	11	9	2			10		11	11			2		7	571.4	
	13	12	10	2			11		12	12			2		8	637.5	
	14	17	15	2			15		17	17			1		15	552.0	
	15	34	28	5		1	27	2	33	31			4	237.5	23	582.1	
	16	14	11	3			13	6	14	14	2		3	226.6	9	505.5	
	17	8	6	2			8	4	8	8			2		6	308.3	
	18	5	3	2			5	5	5	4	1		1		2		
	20	9	7	2		1	9	6	9	8			1		7	271.4	
	21	7	7			1	7	5	7	7			1		7	300.0	
	22	4	3	1			4	4	4	4			1		3	283.3	
	23	1	1				1		1	1							
	24	2	2				2		2	2							
	25	1	1				1		1	1							
	26	2	2				2		2	2							
	27	4	4				4	3	4	4	1		4		3	283.3	
	28	3	3				3	2	3	3			3		3	266.6	
	29	2	2				2		2	2							
	30	10	8	2		1	9	8	9	9			1		7	245.7	
	31	9	6	3			9	8	9	8	1		3	180.0	6	258.3	
	32	10	5	5			10	8	10	10	1		5	134.0	5	352.0	
	33	10	8	2			11	8	11	11			2	226.6	7	571.4	
	34	11	9	2			11	2	11	11			2	234.0	8	633.7	
	35	15	10	5		1	14	1	15	15	1		5	234.0	6	337.7	
	36	6	5	1			6	6	6	6			2	242.0	2	533.3	
	37	14	14				14		14	13			1		12	495.8	
	38	33	23	10			33	11	4	33	2		10	216.0	18	388.8	
	39	24	15	9			24	4	4	24	2		8	250.0	14	489.2	
	40	24	12	12			24	2	2	24			12	240.0	12	508.3	
	41	24	18	6			24	4	4	24			11	276.3	15	606.6	
	42	24	10	14		1	23	4	2	19	1		15	313.3	8	646.2	
43	24	10	14			24	1	1	25	2		15	184.6	7	492.8		
44	10	8	2		1	10	4	4	9			1		8	375.0		
45	10	4	6			10	2	2	9			1					
46	4	3	1			4	4	4	4			2	387.5	4	492.8		
47	16	13	3			16	5	5	5			3	250.0	2			
50	26	20	6			26	7	2	26	26		6	223.3	18	426.6		
51	39	26	13			37	10	3	39	39		13	273.8	21	447.1		
53	16	15	1			15	1	1	16	16	1			14	635.7		
54	8	6	2			7	1	1	8	8		2		5	370.0		
55	10	8	2			10	7	4	10	9	1	10		8	346.2		
56	4	4				4	1	1	4	4		4		4	392.5		
57	4	3	1			4	6	4	4	8	3	5	138.0	3	316.6		
58	4	3	1		1	4	3	3	3	3		3		3	240.0		
59	8	5	3			8	3	5	8	8		3	123.3	2			
60	7	4	3			7	5	2	7	7	1	2		4	400.0		
61	4	4				4	4	2	4	4		4		4	332.5		
62	8	6	2			8	6	3	8	8	1	2		5	284.0		
63	9	7	2		1	9	5	3	8	8	1	1		7	264.2		
64	1																
65	4	3	1			4	3	3	4	2		4		2			
66	21	15	6			21	10	4	21	4		6	206.6	13	358.4		
67	17	13	4		1	17	8	2	16	16	1	2		10	372.0		
68	19	11	8			19	10	3	19	19		7	208.5	10	360.0		
69	11	10	1			11	6	3	11	11	1	1		10	258.0		
70	10	6	4			10	9	4	10	10	1	4	187.5	3	283.3		
71	1																

¹For renter - occupied dwelling units and vacant nonseasonal not dilapidated units, for rent.
²For owner - occupied dwelling units and vacant nonseasonal not dilapidated units, for sale only.

HOUSING—BLOCK STATISTICS

Table 3.—CHARACTERISTICS OF HOUSING FOR CENSUS TRACTS, BY BLOCKS: 1950—Con.

Census tract	Block	All dwelling units by occupancy and tenure					All dwelling units by condition and plumbing facilities			Occupied dwelling units			Contract monthly rent ¹		Value ² of one-dwelling-unit structures			
		Total	Owner occupied	Renter occupied	Vacant non-seasonal not dilap., for sale	Other vacant and non-resident	Number reporting	No private bath or dilap.	No running water or dilap.	Total	Persons per room		Occupied by non-white	Number reporting	Average monthly rent (dollars)	Number reporting	Average value (dollars)	
											Number reporting	1.51 or more						
35	1	25	13	12			25	7	1	25	25	1	25	12	21.75	11	4,818	
	2	28	5	23			28	26	1	28	28	4	28	23	17.43	3	1,900	
	3	35	8	27			35	29	3	35	35	3	35	27	14.18	7	3,571	
	4	19	3	16			19	5	1	19	19	2	19	16	21.25	2		
	5	9	1	6	1	1	9	3	1	9	7	1	7	7	18.71	1	4,470	
	6	53	21	32			53	20	3	53	53	4	53	31	21.64	17	5,227	
	7	29	13	16			29	17	1	29	28		28	14	18.07	11	5,227	
	8	35	14	21			35	10		35	35	2	35	21	18.47	11	7,236	
	9	1																
	10	7	5			2	7	1	1	5	5		5			5	5,960	
	11	37	12	25			37	17	2	37	35	1	36	24	23.16	8	6,612	
	12	33	14	18			33	12	4	32	32	2	32	18	21.38	14	4,607	
	13	36	9	25		2	36	27	5	34	34	3	34	25	15.04	8	4,312	
	14	66	25	41			66	28	6	66	66	3	66	41	19.19	19	5,105	
	15	21	1	19		1	21	18	2	20	20	2	20	18	21.66			
	16	8	1	7			8	8	4	8	8	1	8	6	14.33			
	18	15	6	9			15	13	6	15	15	3	15	9	20.44			
	19	72	18	54			72	42	14	72	70	8	71	54	17.90	8	5,875	
	20	41	14	24		1	40	20	3	38	38	3	37	24	21.00	11	4,590	
	21	48	28	19		1	47	15		47	47	3	47	19	20.63	24	4,391	
	22	24	11	13			24	13	12	24	24		24	13	17.00	11	4,636	
	23	12	9	3			12	3	2	12	12	1	12	3	17.00	9	3,800	
	24	40	32	8			40	19	9	40	40	1	40	7	17.14	30	4,150	
	25	110	48	60		1	108	46	1	108	106	5	105	56	18.05	40	6,375	
	26	40	11	29			40	17	10	40	40	2	40	28	16.17	9	4,188	
	27	15	4	11			14	6	1	15	14		15	11	20.36	3	4,666	
	28	13		13			13	13		13	13	5	13	13	12.07			
	29	1																
	30	42	14	27			42	19	2	41	41	4	41	27	17.48	13	5,153	
	31	28	10	18			27	13		28	27	1	28	18	18.16	8	5,750	
	32	25	5	18		2	25	14		23	22	1	23	18	17.72	4	4,125	
	33	46	2	44			46	41	4	46	46	10	46	44	16.27			
	34	91	37	52		2	89	36	4	89	89	4	89	48	15.62	31	5,032	
	35	23	7	16			23	16		23	22	1	23	16	14.22	60	6,500	
	36	43	20	22		1	43	26	20	42	42	2	42	22	14.09	20	4,020	
	37	14	4	10			14	7		14	14	1	14	10	14.30			
38	29	15	14			28	9		29	27	1	29	13	19.92				
39	37	24	13			36	13		37	35	1	37	13	33.32	12	4,750		
40	28	12	15		1	28	16	13	27	27	1	27	15	24.66	10	5,604		
42	113	33	79		1	97	61	21	112	110	12	111	78	17.64	22	4,170		
43	85	18	67			85	48	25	85	84	7	85	65	21.61	12	4,625		
44	52	14	35		3	52	33	3	49	45	5	49	33	20.48	9	5,580		
45	64	15	48		1	63	33	7	63	63	4	63	44	19.04	11	4,290		
46	87	40	46			87	47	19	87	82	9	85	42	19.59	31	3,238		
47	49	13	35		1	48	25	17	48	47	3	48	35	16.45	8	2,650		
48	30	11	19			30	27	14	30	30	5	30	19	19.22	9	3,855		
49	119	50	69			117	55	5	117	114	3	117	10	18.60	15	3,866		
50	27	16	11			27	13	4	27	26	2	27	10	16.40	16	4,300		
51	66	17	49			64	13	4	66	63	3	66	38	14.84	24	4,454		
52	47	28	19		2	40	17	7	45	45	5	44	15	18.86	23	4,234		
53	35	10	25			32	24	10	35	33	4	35	25	17.12	6	9,450		
54	72	34	37		1	70	35	4	71	71	4	70	35	18.11	30	4,886		
55	84	5	77		2	83	77	9	82	82	14	80	77	14.22	5	4,800		
56	26	7	19			26	15		26	26	6	26	19	16.68	5	4,900		
57	47	13	34			47	29	16	47	47	4	46	34	16.52	10	3,800		
58	22	8	14			22	12	1	22	22	3	22	14	20.50	6	5,416		
59	17	9	8			16	8	5	17	17	2	17	7	17.85	7	4,428		
60	43	12	30		1	42	39	26	42	42	6	42	30	12.96	10	4,020		
61	34	11	23			34	30	20	34	34	5	33	23	15.65	10	2,870		
62	89	4	84		1	89	87	74	88	88	2	88	83	12.53	3	3,666		
63	48	6	40		1	47	41	13	46	46	6	46	40	14.77	2			
64	120	5	113		2	116	114	21	118	118	33	118	113	12.67	4	2,125		
65	83		83			83	83		83	83	17	83	82	13.39				
66	121		121			121	120	3	121	120	17	121	121	14.89				
67	63	1	61		1	61	55	15	62	62	4	62	62	15.95				
68	106		106			106	106	59	106	106	18	103	106	11.40				
69	17		17			17	16	2	17	17	1	17	17	15.41				
70	57	2	53			56	49	11	55	54	8	54	51	15.37	1			
71	62	3	58		1	61	59	14	61	61	11	61	57	14.75	2			
72	49	4	45			49	49	48	49	49	15	49	42	12.71	3	2,000		
36	10	1																
	18	16				16	6	2	15	15	1		6	43.16	4	19,000		
	20	11	9	6		11	8		11	11			8	46.87	1			
	21	10	5	5		10	2	2	10	10	1		5	33.80	3	7,666		
	22	42	15	25		42	10		40	38	1		25	48.32	9	7,333		
	23	42	15	25		42	16	2	40	40			25	45.96	7	7,571		
	24	44	18	25		44	10		42	42			23	35.69	10	7,500		
	25	26	6	20		26	12		26	26	1		19	40.26	3	6,333		
	26	1																
	27	2																
31	10		10			10	2		10	10		9	10	18.50				
32	12		12			12	11	11	12	12		11	12	17.75				
34	11		7			11	2		11	11			7	43.85	3	5,333		
35	27	10	16		1	27	12	4	26	26	3		16	39.62	6	3,666		
36	34	14	20			34	4	3	34	31			20	46.30	8	7,625		

¹For renter - occupied dwelling units and vacant nonseasonal not dilapidated units, for rent.
²For owner - occupied dwelling units and vacant nonseasonal not dilapidated units, for sale only.

Table 3.—CHARACTERISTICS OF HOUSING FOR CENSUS TRACTS, BY BLOCKS: 1950—Con.

Census tract	Block	All dwelling units by occupancy and tenure					All dwelling units by condition and plumbing facilities			Occupied dwelling units			Contract monthly rent ¹		Value ² of one-dwelling-unit structures			
		Total	Owner occupied	Renter occupied	Vacant non-seasonal not dilap., for rent or sale	Other vacant and non-resident	Number reporting	No private bath or dilap.	No running water or dilap.	Total	Persons per room		Occupied by non-white	Number reporting	Average monthly rent (dollars)	Number reporting	Average value (dollars)	
											Number reporting	1.51 or more						
36	37	53	26	26	1													
	38	39	12	24	3													
	39	25	6	19														
	40	23	11	12														
	42	49	17	29	3													
	43	54	17	31	2													
	44	34	6	26		4												
	45	9	4	5														
	48	12	1	11														
	49	26	9	17														
	50	52	14	34	1	3												
	51	26	9	15	2													
	52	23	3	19	1													
	53	14	3	11														
	54	44	8	33	1													
	55	27	7	18														
	56	47	7	37	1	3												
	57	43	17	23		3												
	58	59	16	38	3													
	59	15	5	10														
	60	7	1	6														
	61	18	1	17														
	62	2	2	2														
	63	5	1	4	1													
	64	2	3	3		2												
	65	3	3	3														
	66	10	14	24	8	2												
	67	39	14	39	1													
	68	40	5	33	2													
	69	3	2	1														
	70	14	2	11														
	71	3	1	2														
	72	50	17	48	1													
	73	6	5	1														
	74	46	9	36	1													
	75	24	9	15														
76	1																	
37	2	1																
	3	1																
	4	6	3															
	5	4	3															
	6	6	3															
	7	3	1															
	8	1	1															
	9	1	1															
	10	2	1															
	11	1	1															
	12	4	3															
	13	1	1															
	14	1	1															
	15	4	2															
	16	2	1															
	17	1	1															
	18	1	1															
	19	1	1															
	20	1	1															
	21	1	1															
	22	1	1															
	23	1	1															
	24	1	1															
	25	1	1															
	26	1	1															
	27	1	1															
	28	1	1															
	29	1	1															
	30	1	1															
	31	1	1															
	32	1	1															
	33	1	1															
	34	1	1															
	35	1	1															
	36	1	1															

¹For renter - occupied dwelling units and vacant nonseasonal not dilapidated units, for rent.
²For owner - occupied dwelling units and vacant nonseasonal not dilapidated units, for sale only.

HOUSING—BLOCK STATISTICS

Table 3.—CHARACTERISTICS OF HOUSING FOR CENSUS TRACTS, BY BLOCKS: 1950—Con.

Census tract	Block	All dwelling units by occupancy and tenure					All dwelling units by condition and plumbing facilities			Occupied dwelling units			Contract monthly rent ¹		Value ² of one-dwelling-unit structures		
		Total	Owner occupied	Renter occupied	Vacant non-seasonal not dilap., for rent or sale	Other vacant and non-resident	Number reporting	No private bath or dilap.	No running water or dilap.	Total	Persons per room		Occupied by non-white	Number reporting	Average monthly rent (dollars)	Number reporting	Average value (dollars)
											Number reporting	1.51 or more					
38	2	4		3		1	4	4	4	3	3			3	10.66		
	3	2															
	4	15	13	2			15			15	15		2		11	15,500	
	5	15	15				15			15	15				15	15,200	
	6	14	13	1			14			14	14		1		13	14,000	
	7	13	1	12			13			13	13		12	51.41			
	8	23	9	23			23			23	23		23	44.30	7	12,742	
	9	23	13	10			23			23	23		10	58.60	8	13,537	
	10	33	2	30		1	33			33	31		30	53.50			
	11	64	19	43		2	63	1		62	62		43	54.93	16	16,562	
	12	13	13				13			13	13				13	19,538	
	13	11	11				11			11	11				11	18,454	
	14	16	14	2			16			16	16		2		11	19,318	
	15	15	13	2			15			15	15		2		13	20,923	
	16	74	26	48			67			74	74		48	56.58	23	12,173	
	17	4	4				4			4	4				4	20,875	
	18	8	4	4			6	1	1	8	8		1		3	16,666	
	19	32	14	16	1	1	31			30	30		16	44.31	11	17,636	
	20	5	4	1			5			5	5		1		4	11,000	
	21	10	8	2			10			10	10		2		8	15,062	
	22	13	12	1			13			13	13		1		12	26,500	
	23	4	4				4			4	4				2		
	24	16	13	3			15	1	1	16	15		1		10	19,100	
	25	45	24	21			42	1	1	45	45		21	62.42	7	11,928	
	26	25	10	14	1		25			24	24		14	62.35	9	14,944	
	27	14	11	3			13	2	2	14	14		3	22.33	11	17,090	
	28	9	8	1			9			9	9	1	1		6	19,966	
	29	19	12	7			19			19	19		6	55.66	8	17,750	
	30	21	17	4			21			21	21		4	52.25	15	20,900	
	31	12	11	1			12			12	12		1		11	25,818	
	32	29	22	7			29			29	28		7	52.85	17	16,117	
	33	6	5	1			6	4		6	6		1		4	5,875	
	34	20	18	2			20			20	20		1		17	10,529	
	35	26	23	3			26			26	26		3	53.66	20	12,325	
	36	21	20	1			21			21	21		1		18	17,305	
	37	52	9	43			52			52	51		43	56.00	6	15,833	
	38	42	13	28	1		42			41	41		28	48.46	8	18,250	
	39	50	13	37			50			50	50		37	58.75	11	16,909	
	40	32	9	23			32			32	32		22	55.13	7	15,000	
	41	35	8	24	1	2	34			32	32		24	87.37	6	14,666	
	43	49	11	37		1	47			48	48		36	69.30	2		
44	25	15	10			20		2	25	25		10	54.00	8	11,437		
45	57	16	38		3	56		2	54	52	2	38	47.28	4	9,500		
46	48	5	41		2	48			46	46		42	49.90	4	8,250		
47	26	18	7		1	25		2	25	25		7	26.00	17	9,558		
48	19		19			19		3	19	19		1	43.31				
49	4	2	2			4			4	4	1	2		1			
50	3	3				3			3	3		3		2			
51	3	3				3			3	3		3		3			
52	33	9	21		3	33		6	30	30		24	50.75	5	11,500		
55	38	12	20	6		38	10		32	32	2	26	53.84	11	8,681		
60	8	4	3	1		8			7	7		3	48.33	2			
61	2																
39	5	25	1	19	2	3	25	14	10	20	20	1	5	19	26.84		
	6	5	4	1			5	2	2	5	5			1		2	
	7	22															
	8	22															
	9	23	4	8			12	5	5	12	12		8	29.37	3	2,933	
	10	23	2	20		1	23	12	3	22	22	2	19	18.94	2		
	11	18	8	8			18	6	7	18	18		7	24.28			
	12	18	4	7	1		12	3	1	11	11		8	34.37	3	2,833	
	13	57	7	49		1	57	23	18	56	56		48	47.95	4	5,250	
	14	84	12	67	3	2	77	36	21	79	77	6	67	54.59	4	11,666	
	15																
	17	68	7	59		2	61	21	4	66	63	11	56	57.50	1		
	18	36	8	46		2	47	4		54	48	1	39	59.05	5	13,800	
	20	37	3	30		1	37	7		36	36	1	31	51.93	1		
	21	46	5	36		5	41	24		41	40	3	35	39.82			
	22	49	3	46			47	25	25	49	47	1	44	37.18	3	2,966	
	23	33	3	33		1	33	12		32	32	2	17	27.47	3	3,233	
	24	44	12	17			24	12		32	23		11	31.36	9	2,744	
	25	51	13	36	1	2	51	18	2	49	49	4	38	33.15	8	4,225	
	26	10	7	2			10			9	9		3	32.66	5	4,460	
28	6					6			6	6		2		3	8,333		
30	39	11	28			39	24	20	39	39	6	27	31.48	6	4,350		
31	45	13	41		1	52	22	20	54	53	4	42	27.04	5	3,300		
32	47	9	38			47	20	22	47	44	2	35	25.94	3	2,933		
33	16	5	9		1	16	8	1	16	16	2	9	28.88	2	2,275		
34	26	7	20		1	23	18	13	25	24	5	18	38.11	2			
35	10	1	9			10			10	10		3	67.71	2			
36	17	3	14		1	17	10		14	14		7		1			
37	5	3	2		2	5			5	5		2		3	1,211		
38	7	4	3			7			7	7		3		4	1,816		
39	30	11	18		1	30		1	29	29	2	18	100.00	10	12,000		
40	29	10	16		3	24		1	26	25		14	49.92	6	15,200		

¹For renter-occupied dwelling units and vacant nonseasonal not dilapidated units, for rent.
²For owner-occupied dwelling units and vacant nonseasonal not dilapidated units, for sale only.

Table 3.—CHARACTERISTICS OF HOUSING FOR CENSUS TRACTS, BY BLOCKS: 1950—Con.

Census tract	Block	All dwelling units by occupancy and tenure					All dwelling units by condition and plumbing facilities			Occupied dwelling units			Contract monthly rent ¹		Value ² of one-dwelling-unit structures		
		Total	Owner occupied	Renter occupied	Vacant non-seasonal not dilap., for rent or sale	Other vacant and non-resident	Number reporting	No private bath or dilap.	No running water or dilap.	Total	Persons per room		Occupied by non-white	Number reporting	Average monthly rent (dollars)	Number reporting	Average value (dollars)
											Number reporting	1.51 or more					
42	46	113	4	7			113	6	2	113	11	1	10	7	20.57	3	4,666
	47	333	33	31			333	17	8	333	33	2	33	31	17.67	2	2,222
	48	223	21	23			223	17	7	223	26	3	26	23	12.43	3	5,000
	49	558	213	36		1	557	24	12	577	57	2	57	35	20.54	11	6,181
	50	344	13	21			333	17	5	333	33	1	34	20	17.95	8	4,712
	51	555	175	28			535	29	17	533	33	3	9	29	25.58	3	2,533
	52	374	17	51	1	2	373	49	44	68	68	5	36	52	24.48	12	4,116
	53	363	5	9			358	15	4	16	16	8	8	9	29.77	6	3,750
	54	233	16	16		1	223	23	16	14	21	2	10	17	24.05	3	3,566
	55	68	18	49		1	67	43	19	67	67	10	66	48	22.02	11	4,754
	56	39	5	32		2	37	15	12	37	36	4	37	31	19.22	3	4,433
	57	33	3	34			37	25	25	35	34	3	35	33	18.12	1	3,333
	58	44	9	25			28	24	22	28	28	5	28	33	16.12	3	3,833
	59	33	3	33		1	27	27	27	42	42	6	42	33	19.09	6	4,900
	60	36	3	33			33	33	28	36	36	12	36	33	19.00		
	61	6	2	3		1	6	6	6	5	5	1	5	3	27.66		
	43	1	32	4	127	157	323	24	11	169	168	5	169	283	39.85	41	3,692
		2	26	8	1		14	7	17	11	11	8	11	8	19.50	2	2,666
		3	10	7	1		10	10	3	8	8	8	8	8	14.10	9	3,983
		4	22	11	11		22	16	16	21	21	9	21	10	16.09	9	3,033
5		44	11	9		33	17	2	24	24	4	24	11	19.77	2	2,827	
6		31	9	38		20	16	16	30	30	1	30	9	17.42	1	2,138	
7		22	3	2		58	48	4	60	60	14	60	38	17.42	14	2,255	
9		20	4	1		22	42	4	22	22	8	22	42	13.80	15	3,757	
10		55	19	12	1	51	25	25	50	50	8	50	42	14.90	15	3,966	
11		31	9	9		30	25	25	30	30	2	31	11	20.11	11	4,636	
12		19	12	4		19	5	5	19	19	1	19	4	14.00	15	5,633	
13		15	5	4		19	9	9	19	19	9	19	4	18.00	4	6,125	
14		9	3	15		18	17	13	18	18	1	18	15	23.40	2	2,340	
15		23	1	22		23	23	2	23	23	3	23	22	11.86	1	1,186	
18		11	1	42		60	26	1	60	60	11	60	42	17.19	13	3,500	
19		22	2	20		21	18	1	21	21	4	22	20	19.65	2	1,965	
21		20	8	23		32	25	3	31	31	6	31	24	15.54	5	3,260	
22		32	18	13	1	32	16	7	31	30	4	31	14	7.885	17	3,317	
23		23	12	11	1	22	7		23	22	1	23	11	23.90	7	6,600	
24		4	6			10	6		10	10	1	10	6	14.00	4	8,000	
25		20	14	6		20	9	8	20	20	2	20	6	18.66	14	3,533	
26		34	9	25		34	20	2	34	34	3	34	25	19.88	7	5,871	
27		4	2	2		4	4	1	4	4	1	4	2	2	2	1	1
28		11	8	8		11	9	7	10	10	1	10	7	21.14	1	1	
29		18	14	4		18	18		18	18		18	18	2	11	7,090	
30		6	4	1		6	6		5	5		5	5	1	4	14,000	
31		12	12			12	12		12	12		12	12	1	11	13,636	
32		13	5	1		20	20	6	18	18	1	13	6	23.50	13	5,692	
33		30	19	3	1	30	10	2	30	30	7	30	19	18.00	10	5,650	
34		11	11			32	17		32	30		32	21	17.38	11	6,136	
35		24	39	3		60	28	12	63	63	7	59	39	25.92	19	4,984	
36		10	14	14		21	16	4	24	24	4	24	14	14.35	8	3,062	
37	9	9	14		21	15	3	23	23	2	23	14	17.00	4	3,375		
38	7	7	7	1	6	6	4	8	8	2	8	8	16.00				
39	1	7	7		7	7	2	7	7	7	7	6	13.83				
40	36	10	26		31	16	13	36	36	1	36	25	17.52	9	2,444		
41	9	4	5		9	5	2	9	9	9	9	4	28.75	4	3,875		
42	16	8	8		16	11	4	16	16	1	16	8	18.50	6	4,166		
43	24	11	13		24	11	6	24	24	1	24	13	27.30	10	5,850		
44	9	9			9	9		9	9		9	9	9	9	9,066		
45	5	5			5	5		5	5		5	5	5	5	11,200		
44	2	2			10	10		10	10		10	10	22.30				
	5	10			25	25		25	25	2	25	24	25.58				
	8	32	1		32	32		32	32	1	32	32	25.68				
	9	54			54	54	1	54	54	1	54	54	24.88				
	10	73	3		72	72	1	72	70		72	68	24.86	3	6,666		
	12	22															
	14	1															
	15	1															
	17	10	9	1		10	4	2	10	9	1	10	1	9	4,833		
	20	2															
	21	44	7	36	1	43	3	2	43	43		41	36	24.30	4	6,250	
	22	3				3			3	3		3					
	23	2															
	24	4				4	1	1	4	4	1	4					
25	3				3			3	3		3						
26	4				4	1	1	4	4		4						
27	5				4	1	1	4	4		4						
28	3				3	1	1	3	3		3						
29	11	11			11	4		11	9		11			11	8,390		
30	1																
31	1																
32	5				5	1		5	5		5			5	7,520		
33	3				3			3	3		3			3	15,000		
34	13	7	6		13	6		13	13	3	12	6	19.83	7	6,785		

¹For renter - occupied dwelling units and vacant nonseasonal not dilapidated units, for rent.
²For owner - occupied dwelling units and vacant nonseasonal not dilapidated units, for sale only.

HOUSING—BLOCK STATISTICS

Table 3.—CHARACTERISTICS OF HOUSING FOR CENSUS TRACTS, BY BLOCKS: 1950—Con.

Census tract	Block	All dwelling units by occupancy and tenure					All dwelling units by condition and plumbing facilities			Occupied dwelling units			Contract monthly rent ¹		Value ² of one-dwelling-unit structures	
		Total	Owner occupied	Renter occupied	Vacant non-seasonal not dilap. for rent or sale	Other vacant and non-resident	Number reporting	No private bath or dilap.	No running water or dilap.	Total	Persons per room		Number reporting	Average monthly rent (dollars)	Number reporting	Average value (dollars)
											Number reporting	1.51 or more				
44	36	4	4			4			4	3					4	6,750
	37	22	19		2	22	2	1	20	20	19	1		18	6,888	
	38	15	9	6		14	1		15	12	15	5	254.0	9	7,055	
45	1	225	1	224		225			225	225	15	224	224	1	296.4	
	2	10	6	4		10	4		10	10		6	4	6	5,950	
	3	22	19	3		22			22	22		3	3	17	5,800	
	4	18	16	2		18	1		18	18		1	1	10	4,120	
	5	24	16	8		24	3	2	24	24	1	8	8	15	6,293	
	6	11	8	3		11	3		11	11		3	3	6	6,000	
	7	15	2	13		15		2	15	15	2	15	2	2		
	8	52		52		52			52	52	2	50	53			
	9	47		47		47			47	45	2	47	46			
	10	42	2	40		41			42	36	2	42	40			
	11	19	1	17	1	19			18	18		18	18			
	12	24		24		24			24	24		24	24			
	13	40		39	1	40			39	39	3	39	40			
	14	48	1	47		48			48	48	8	48	47			
	15	61		61		61	1		61	59	2	55	61			
	16	30		30		30			30	30	6	29	30			
	17	38		38		38			38	37	8	38	38			
	18	27		27		26			27	26		26	27			
	19	49	2	47		49			49	49	2	49	47			
	20	72		71		71	1		71	71	8	70	71			
	21	20		20		20			20	20		20	20			
22	32		32		32			32	32	3	32	32				
23	46		45	1	46			45	44	2	45	46				
25	12		12		12			12	12	1	12	12				
46	2	11	7	4		10			11	8	1			7	5,800	
	3	9	8	1		9			9	9				8	5,975	
	9	10	6	4		10	1	1	10	10		3	3	4	3,000	
	10	12	8	4		12			12	12		4	4	8	4,787	
	11	22	17	5		21			21	21		3	3	13	4,769	
	12	26	15	11		26			26	25		11	11	10	3,720	
	13	5	4	1		5	1	1	5	5				3	2,333	
	14	14	11	3		14			14	14		3	3	9	5,555	
	15	14	11	3		14			14	14		3	3	8	6,362	
	18	16	16			16			16	16		1		15	6,066	
	19	24	24			24			24	24				21	5,857	
	20	5	5			5			5	5	1			4	5,950	
	21	4	1	3		4			4	4			2			
	23	23	21	2		22			23	22			2			
	25	3	3			3			3	3				2	6,200	
	27	26	24	2		26	1	1	26	26		2	2	22	7,022	
	28	12	12			12			12	12				12	5,933	
	29	2	2			2			2	2						
	31	17	8	9		17			17	17			8	5	5,100	
	32	39	20	19		39	12	1	39	39			19	14	4,450	
	33	16	13	3		16	2		16	16		3	3	12	3,775	
34	7	5	2		6			7	6		2	2	4	3,575		
35	38	25	13		38			38	38			12	24	6,241		
36	18	15	3		18	2		18	18		3	3	12	6,291		
37	12	10	2		12		1	12	11		1	1	8	7,937		
40	4	4			4			4	4		3		1			
42	19	17	2		19			19	19			2	15	8,000		
43	18	11	7		18			18	18			7	11	7,909		
44	33	28	5		33	3		33	33			4	20	7,150		
45	1															
46	17	14	3		17			17	17			2	11	9,690		
47	32	21	11		32			32	32			11	16	11,737		
48	13	10	3		13	1		13	13			3	7	7,500		
49	2															
47	2	53	26	24	3	50	14	2	50	48	1	31	24	23	3,813	
	3	23	19	4		23	3		23	21	1	22	4	12	5,475	
	4	48	12	35		45	9	2	47	39	2	30	34	10	4,120	
	6	9	4	5		9	2		9	9		8	5	3	4,100	
	7	61	20	41		60	3	6	61	61	6	49	40	13	4,200	
	8	12	3	9		12	10		12	12		10	9	2		
	9	6	3	3		6	1		6	6		1	1	2		
	10	22	6	16		22	14		22	22	1	14	3	4	4,500	
	11	68	20	48		65	6	4	67	67	1	57	15	4	2,500	
	12	59	11	48		58	2	10	59	59	2	57	46	11	4,363	
	13													3	4,566	
	14	46	16	29	2	45	18		45	39	2	31	29	12	5,600	
	15	38	20	15		37	19	1	35	31	2	31	16	13	4,469	
	16	21	3	18		21	6		21	21		2	2	3	5,500	
	17	16	7	8		16	4		15	15		3	3	6	4,166	
	18	28	12	14		28	11	2	28	26		2	2	11	3,736	
	19	27	7	18		27	7		27	26		1	1	6	3,416	
	20	31	9	18		30	1	1	29	27		2	2	7	3,728	
21	54	18	35		54	4		53	53		4	4	14	3,550		
	26	12	13		25	8		25	25	1	11	12	9	3,855		

¹For renter - occupied dwelling units and vacant nonseasonal not dilapidated units, for rent.
²For owner - occupied dwelling units and vacant nonseasonal not dilapidated units, for sale only.

Table 3.—CHARACTERISTICS OF HOUSING FOR CENSUS TRACTS, BY BLOCKS: 1950—Con.

Census tract	Block	All dwelling units by occupancy and tenure					All dwelling units by condition and plumbing facilities			Occupied dwelling units			Contract monthly rent ¹		Value of one-dwelling-unit structures		
		Total	Owner occupied	Renter occupied	Vacant non-seasonal not dilap., for rent or sale	Other vacant and non-resident	Number reporting	No private bath or dilap.	No running water or dilap.	Total	Persons per room		Number reporting	Average monthly rent (dollars)	Number reporting	Average value (dollars)	
											Number reporting	1.51 or more					Occupied by non-white
51	9	1															
	10	4	4			4			4	4				4	11,250		
	11	19	14	5		19	6		19	19		4	45.75	11	8,309		
	12	11	7	4		11	2		11	11		4	41.75	4	11,475		
	13	8	5	3		8	4		8	8		3	27.00				
	14	59	50	9		59	53	2	59	59	4	7	47.00				
	15	10	1	9		10	4	1	10	10		9	26.22	3	5,133		
	16	20	4	15	1	20	8		19	19		16	42.51	1			
	17	2															
	18	2															
	19	16	8	8		16	5		16	16	1	6	46.16	6	8,283		
	20	20	10	10		20	4		20	20		10	44.30	8	8,237		
	21	9	8		1	9			8	8		1		6	10,800		
	22	10	8	2		10	2		10	10		2		8	7,962		
	23	2															
	24	2															
	25	16	11	4		16	3	1	15	15		4	41.00	9	5,711		
	26	5	5			5			5	5				1	5,500		
	27	8	3	5		8	3		8	8		4	35.00	5			
	28	14	10	4		14	2		14	14		4	46.25	10	8,500		
	29	18	11	7		18	2		18	18		7	42.57	10	6,410		
	30	17	3	14		17	2	1	17	17		14	27.21	3	7,166		
	31	5	3	2		5	2		5	5		1		3	5,000		
	32	68	25	38	2	67	20	2	63	62	1	4	35.22	15	5,766		
	33	20	12	8		20			20	20		40	46.14	9	8,777		
	34	19	14	5		19	6		19	19		4	37.75	10	8,000		
	35	1															
	36	7	5	2		7			7	7	1			4	5,125		
	37	14	12	2		14	1	1	14	14		2		10	6,790		
	38	1															
	39	1															
	40	10	1	9		10			10	10		9	20.11	1			
	41	1															
	42	5	4	1		5			5	5		1		4	6,250		
	43	8	6	2		8			8	8		2		5	7,800		
	44	14	11	3		13			14	14		3	54.33	9	5,844		
	45	19	7	10	2	19	5		17	17		12	36.58	5	5,700		
	46	5	3	2		5	2		5	5		2		2			
	47	13	3			13			13	13				3	5,833		
	48	1															
	49	3	2	1		3			3	3		1		3	5,166		
	50	3	3			3			3	3				3	6,000		
	51	6	3	3		6			6	6		3	45.00	1			
	52	1	1			1			1	1							
53	6	4	2		6			6	6		2		3	3,833			
54	13	7	6		13			13	13		6	42.83	6	5,633			
55	1																
56	5	5			5			5	5		5	33.60					
57	19	9	10		18			19	18		7	53.57	6	4,800			
58	32	20	12		31	10		32	32	3	1	38.80	10	7,750			
52	1	277	1	266	4	6		275	18	17		267	266	20	265	291.7	1
	2	130		130				130				130	130		130	297.2	
	3	11	11					11	9	4		16	16	2	10	191.6	10
	4	13	5	8	1			17	6	4		18	18	5	18	23.80	12
	5	5	3	2				5	3	1		3	3	1	5	40.00	2
	6	4	4		1	1		5	5	5		1		3	4,000		
	7	4	3	1				4	3	3		1		3	7,333		
	8	4	4					4	4	4		4		3	3,100		
	9	1															
	10	1															
	11	14	6	8				14	14	1		14	14	8	5	2,480	
	12	10	7	3				10	10			9	3	3	6	3,000	
	13	17	3	14				16	6	1		1	6	3	3	1,600	
	14	15	14	1				15	11	3		1	6	3	3	3,016	
	15	21	15	6				21	11	19		3	19	5	14	4,221	
	16	11	8	3				11	11	5		2	11	7	3	2,766	
	17	2															
	18	4	3	1				3	3	2		1		4	3	3,433	
	19	7	4	3				7	7	1		1		3	2	2,433	
	20	7	6	1				7	6	2		7	6	3	2	3,116	
	21	7	6	1				7	6	2		7	6	3	2	6,050	
	22	7	6	1				7	6	2		7	6	3	2	6,050	
	23	9	9					9	9			2		9	4	2,625	
	24	5	5					5	5			1		1	3	1,833	
	25	6	6					6	6			2		2	3	1,833	
	26	17	11	6				17	15	1		1	6	5	10	3,340	
	27	23	17	6				23	20	4		1		6	14	2,050	
	28	22	16	6		1		22	20	4		1		5	16	3,237	
	29	34	20	14				34	23	4		2		14	16	2,443	
	30	23	10	13				23	13	1		13	15.69	8	4,625		
	31	7	2	5				7	6	1		4		1	1	2,166	
	32	6	5	1				6	4	1		6		1	3	2,166	
	33	5	5					5	5			5		5	5	2,260	

¹For renter-occupied dwelling units and vacant nonseasonal not dilapidated units, for rent.
²For owner-occupied dwelling units and vacant nonseasonal not dilapidated units, for sale only.

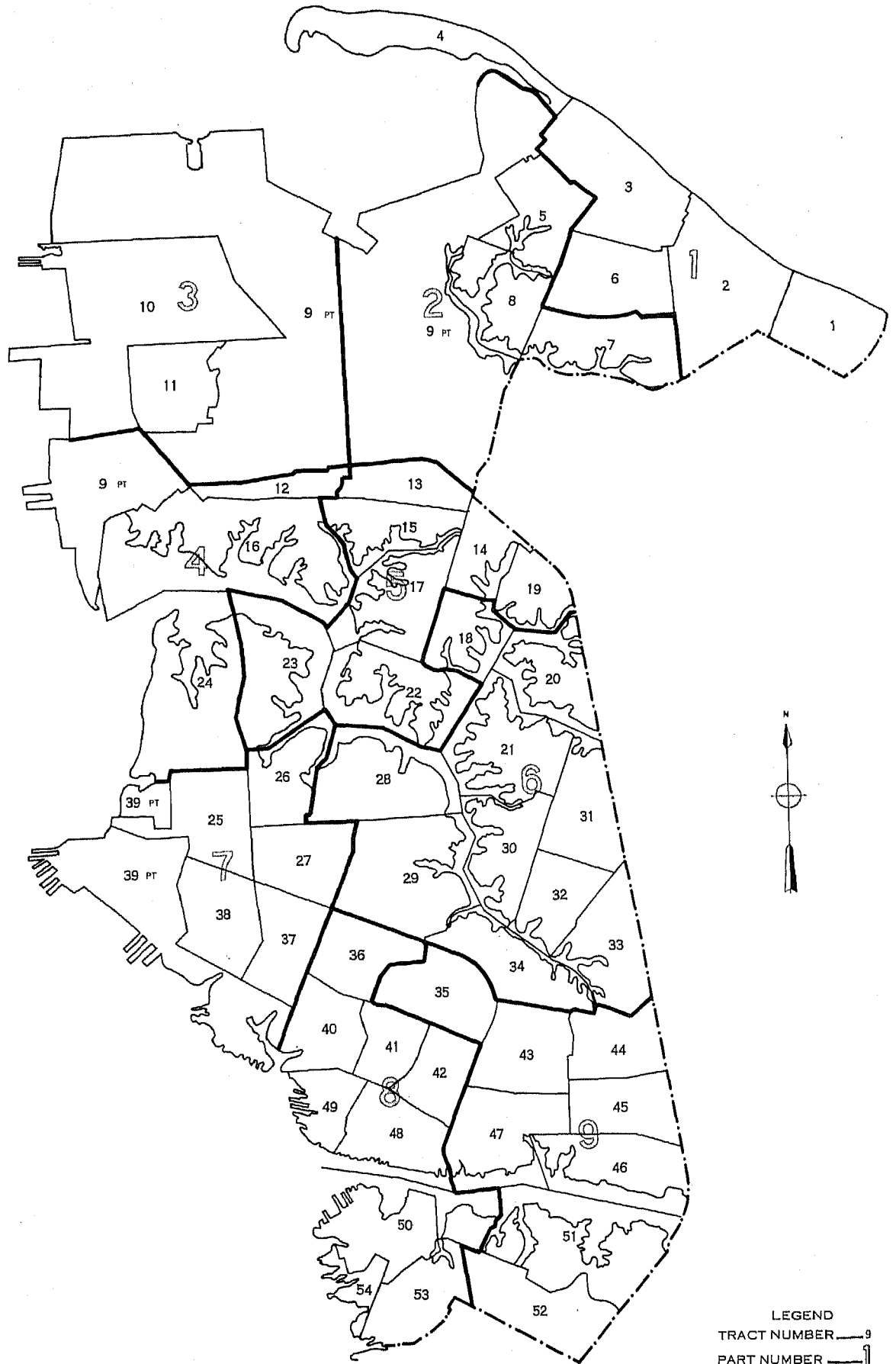
Table 3.—CHARACTERISTICS OF HOUSING FOR CENSUS TRACTS, BY BLOCKS: 1950—Con.

Census tract	Block	All dwelling units by occupancy and tenure					All dwelling units by condition and plumbing facilities			Occupied dwelling units			Contract monthly rent ¹		Value ² of one-dwelling-unit structures		
		Total	Owner occupied	Renter occupied	Vacant non-seasonal not dilap., for rent or sale	Other vacant and non-resident	Number reporting	No private bath or dilap.	No running water or dilap.	Total	Persons per room		Occupied by non-white	Number reporting	Average monthly rent (dollars)	Number reporting	Average value (dollars)
											Number reporting	1.51 or more					
53	91	15	10	5		13	12	2	15	15	1	15	5	24.60	10	4,040	
	92	4	3	1		4	4	2	4	4		4	1		3	3,000	
	93	4		4		4			4	4	1	4	4	41.25			
	96	3	2	1		3	1	1	3	3			1		1		

¹For renter - occupied dwelling units and vacant nonseasonal not dilapidated units, for rent.

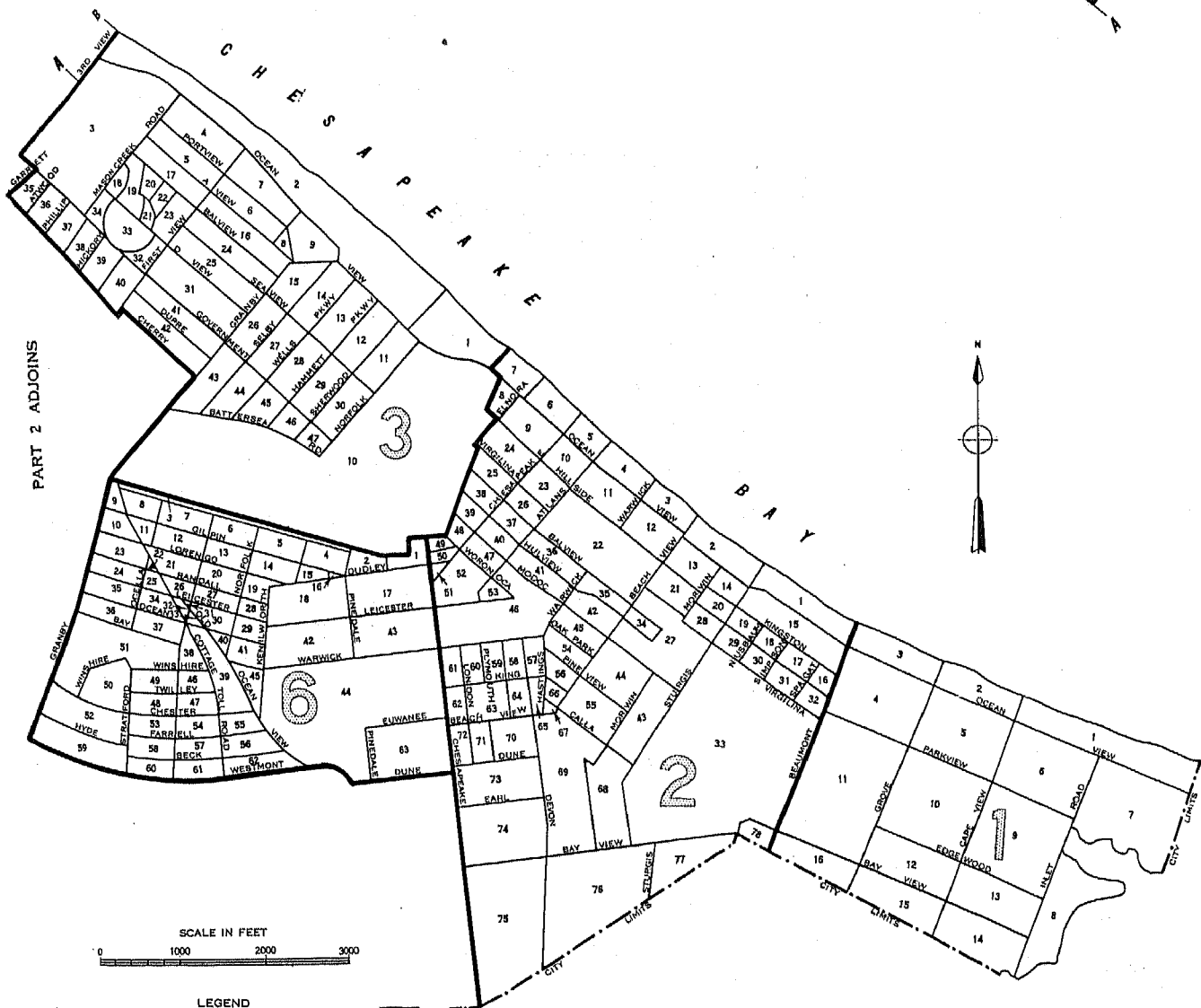
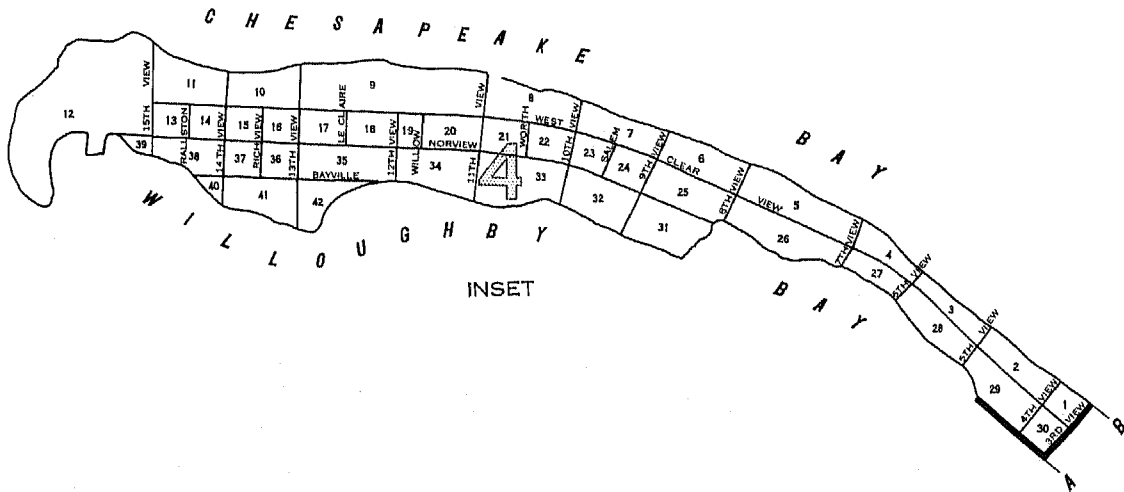
²For owner - occupied dwelling units and vacant nonseasonal not dilapidated units, for sale only.

NORFOLK, VIRGINIA, BY CENSUS TRACTS: 1950
KEY MAP



NORFOLK, VIRGINIA, BY CENSUS TRACTS AND BLOCKS: 1950

PART 1 OF 9 PARTS



25
2

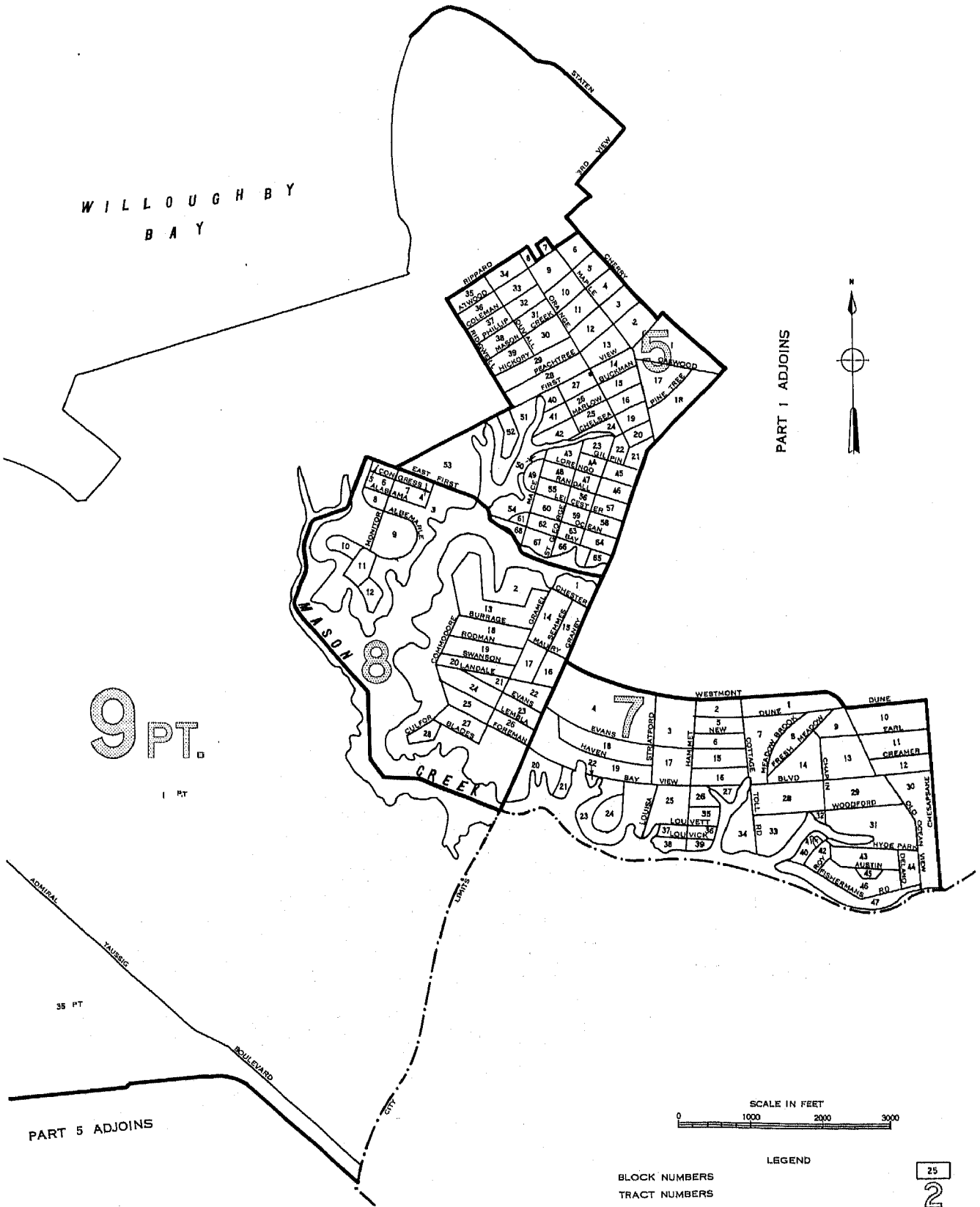
NORFOLK, VIRGINIA, BY CENSUS TRACTS AND BLOCKS: 1950

PART 2 OF 9 PARTS

PART 3 ADJOINS

PART 1 ADJOINS

PART 5 ADJOINS



9 PT.
1 PT.

35 PT.



LEGEND

BLOCK NUMBERS

TRACT NUMBERS

TRACT BOUNDARIES

U.S. DEPARTMENT OF COMMERCE, BUREAU OF THE CENSUS

NORFOLK, VIRGINIA, BY CENSUS TRACTS AND BLOCKS: 1950

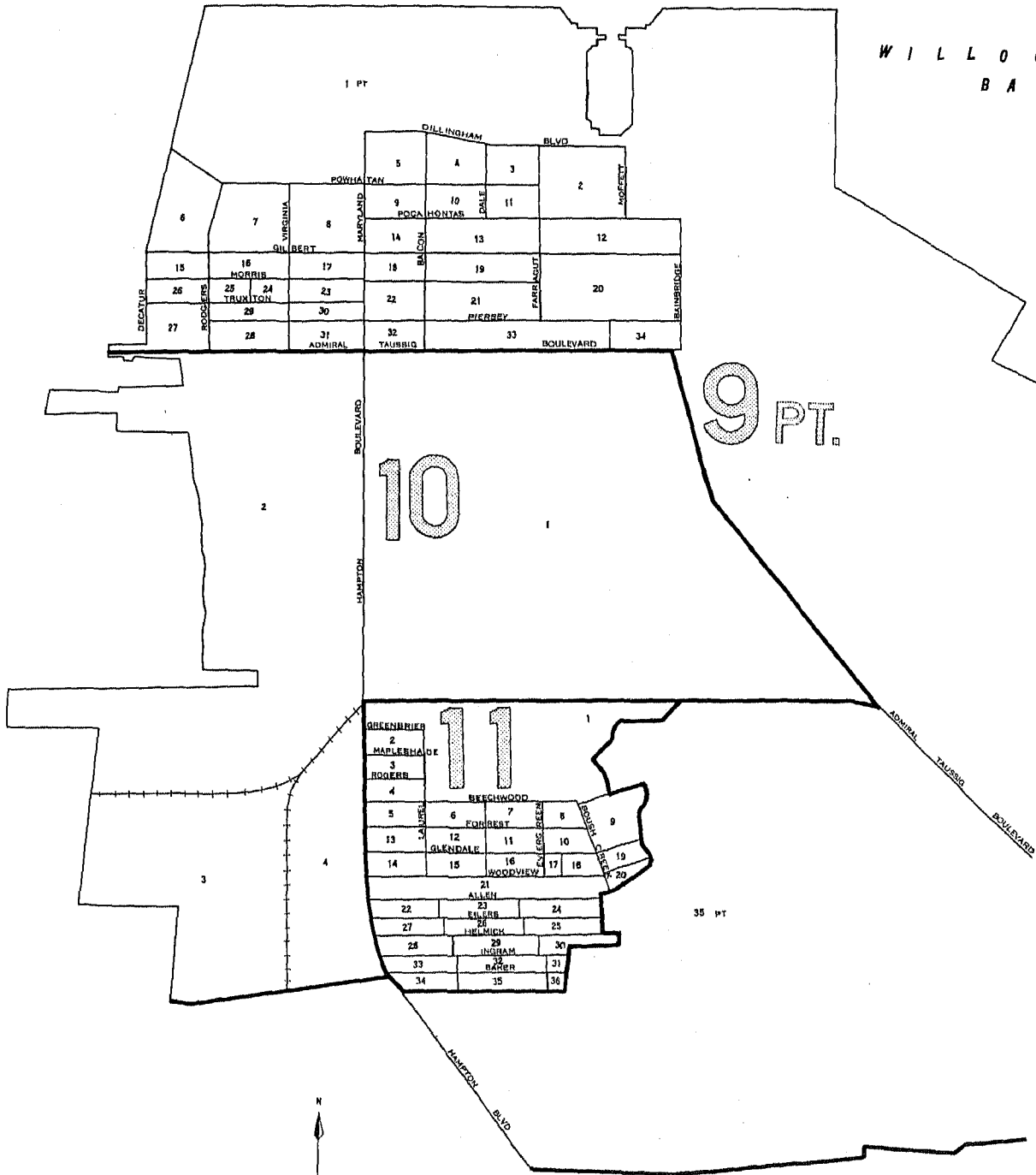
PART 3 OF 9 PARTS

H A M P T O N R O A D S

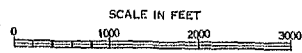
W I L L O U G H B Y
B A Y

H A M P T O N
R O A D S

PART 2 ADJOINS



PART 4 ADJOINS



LEGEND

BLOCK NUMBERS

TRACT NUMBERS

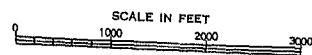
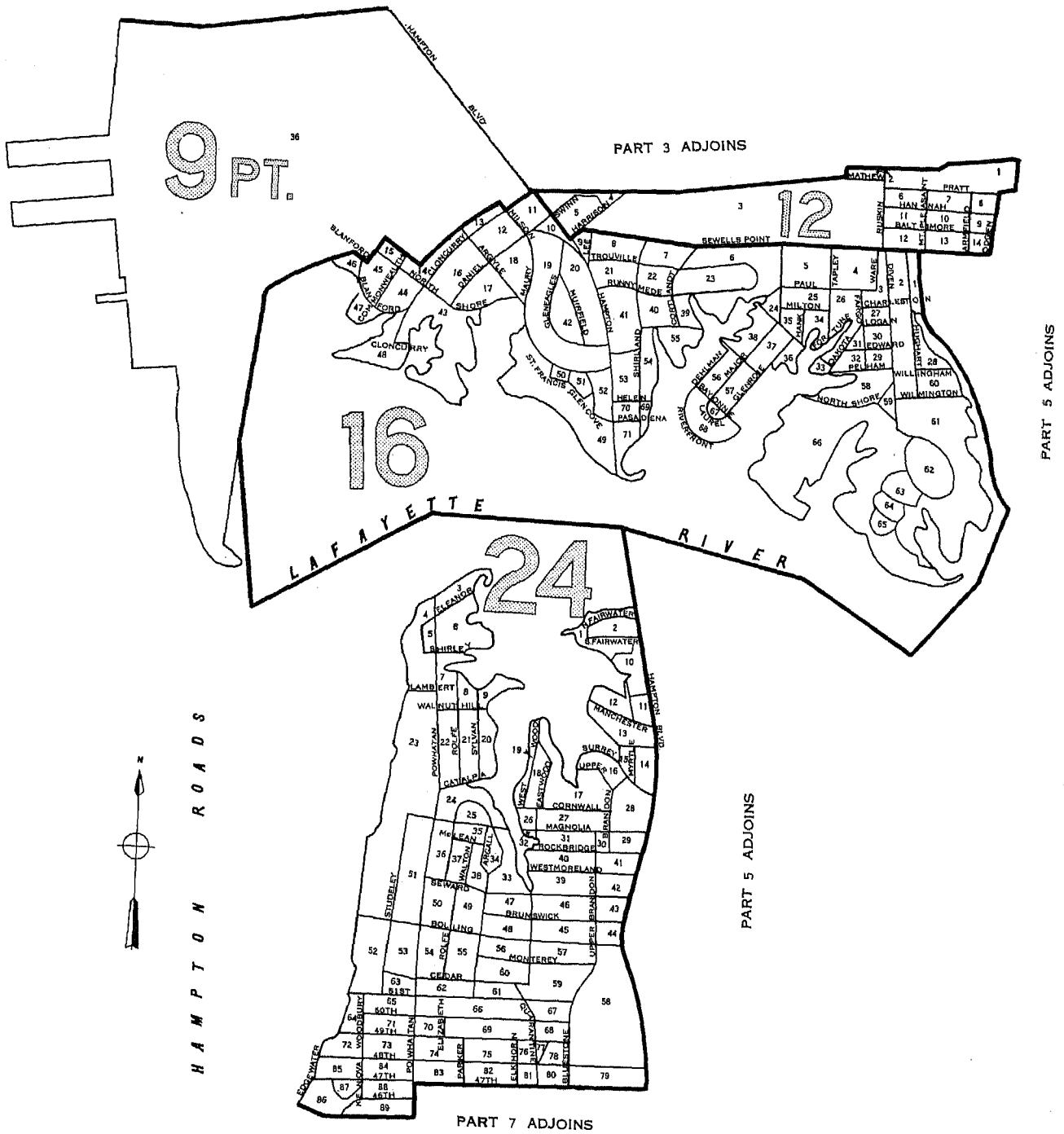
TRACT BOUNDARIES

U.S. DEPARTMENT OF COMMERCE, BUREAU OF THE CENSUS

25

2

NORFOLK, VIRGINIA, BY CENSUS TRACTS AND BLOCKS: 1950
 PART 4 OF 9 PARTS



LEGEND

BLOCK NUMBERS

TRACT NUMBERS

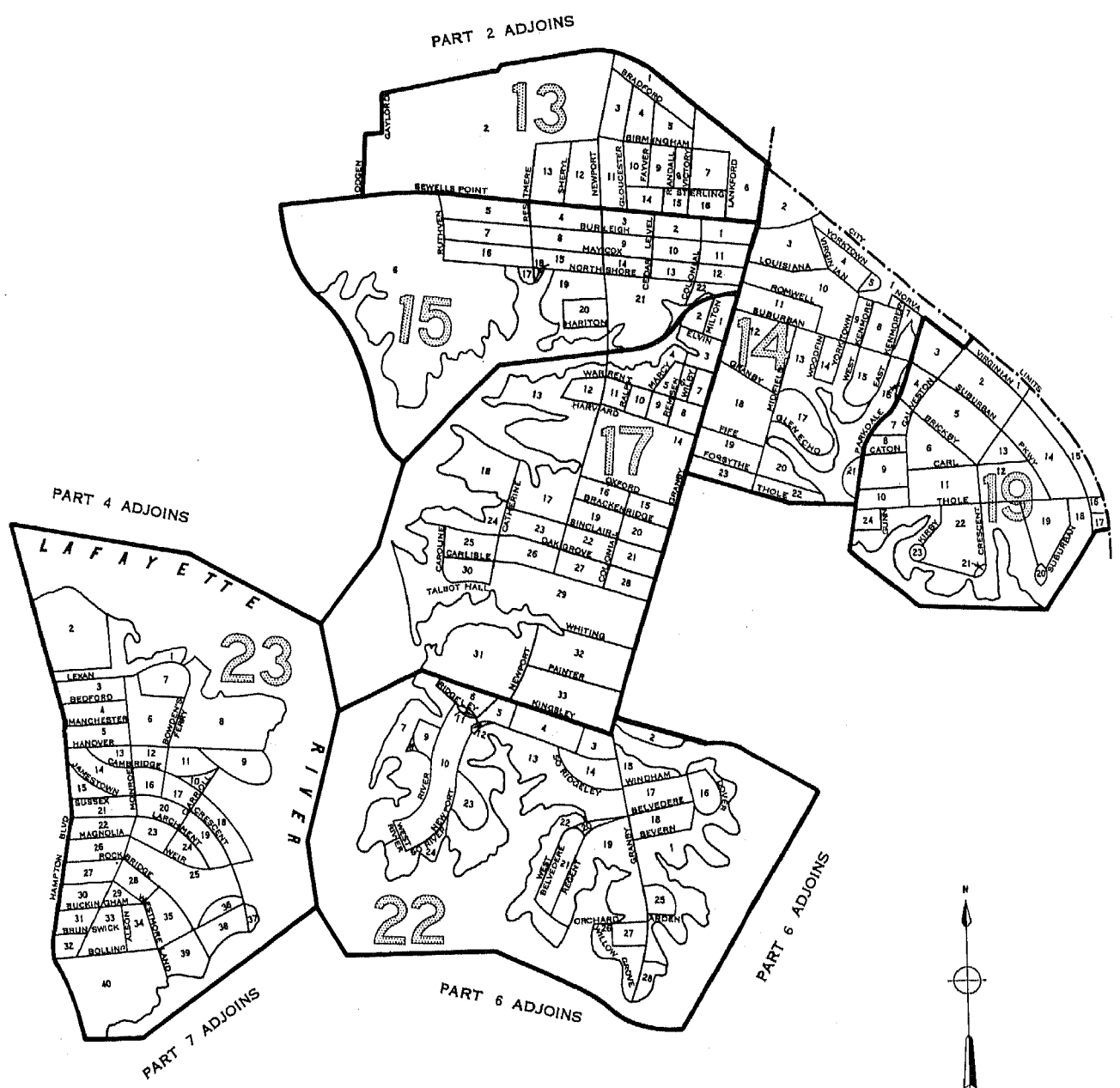
TRACT BOUNDARIES

U.S. DEPARTMENT OF COMMERCE, BUREAU OF THE CENSUS

25
 2

NORFOLK, VIRGINIA, BY CENSUS TRACTS AND BLOCKS: 1950

PART 5 OF 9 PARTS



LEGEND

BLOCK NUMBERS

TRACT NUMBERS

TRACT BOUNDARIES

U.S. DEPARTMENT OF COMMERCE, BUREAU OF THE CENSUS

25
2

NORFOLK, VIRGINIA, BY CENSUS TRACTS AND BLOCKS: 1950

PART 7 OF 9 PARTS



LEGEND

BLOCK NUMBERS

TRACT NUMBERS

TRACT BOUNDARIES

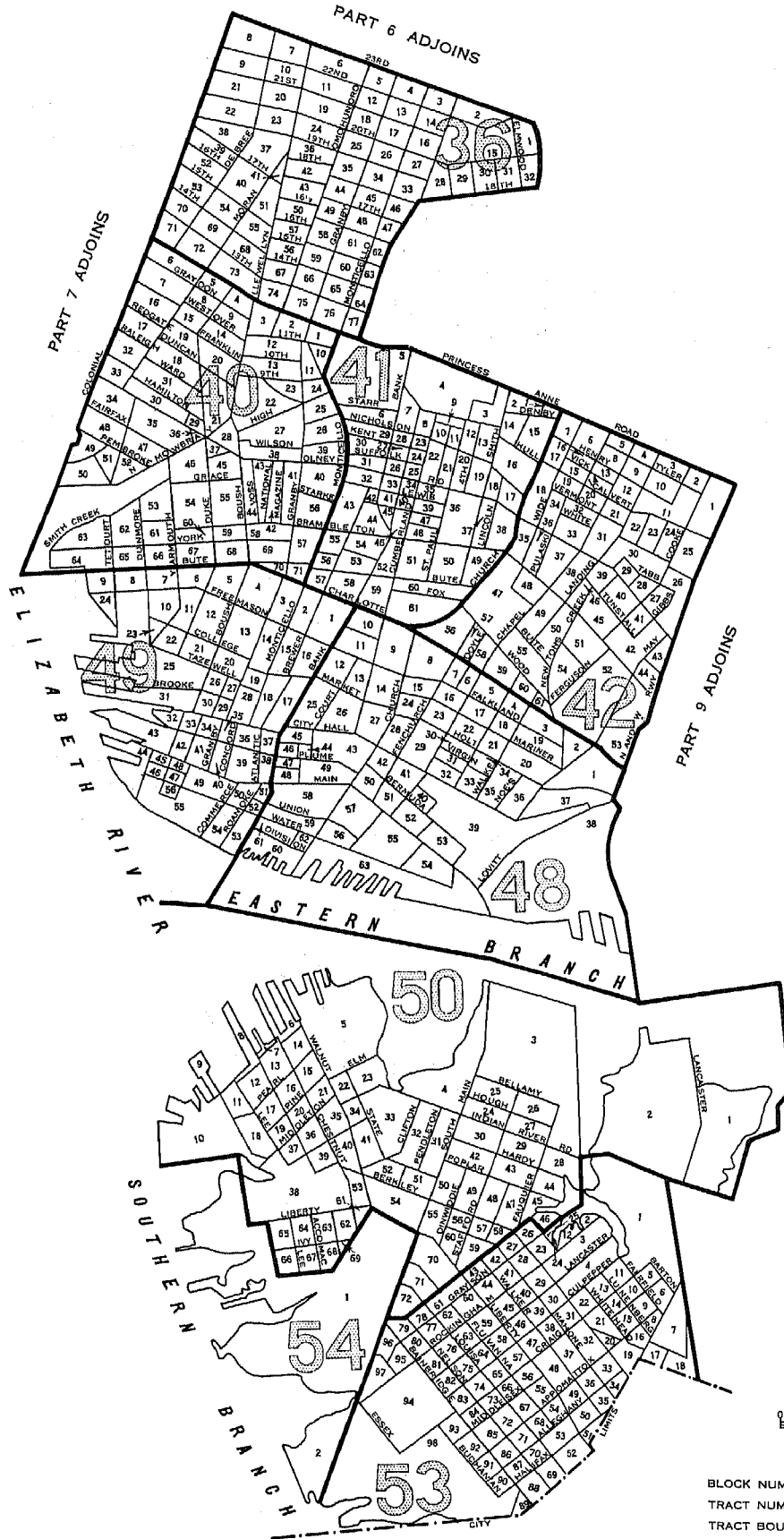
U.S. DEPARTMENT OF COMMERCE, BUREAU OF THE CENSUS

25

2

NORFOLK, VIRGINIA, BY CENSUS TRACTS AND BLOCKS: 1950

PART 8 OF 9 PARTS

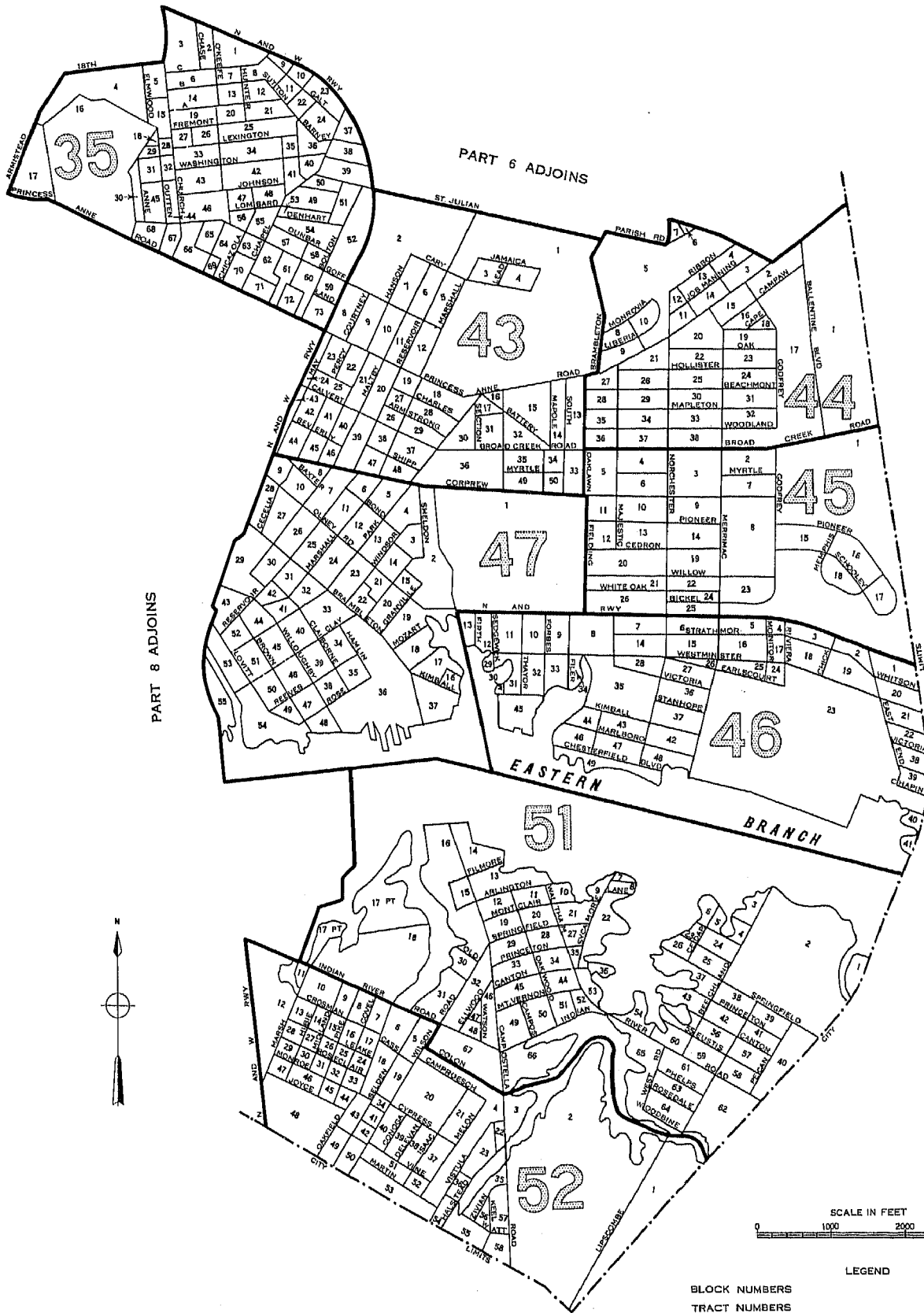


LEGEND

- BLOCK NUMBERS
- TRACT NUMBERS
- TRACT BOUNDARIES
- U.S. DEPARTMENT OF COMMERCE, BUREAU OF THE CENSUS

NORFOLK, VIRGINIA, BY CENSUS TRACTS AND BLOCKS: 1950

PART 9 OF 9 PARTS



BLOCK NUMBERS
TRACT NUMBERS
TRACT BOUNDARIES
U.S. DEPARTMENT OF COMMERCE, BUREAU OF THE CENSUS