


# 1950 UNITED STATES CENSUS OF HOUSING

U. S. DEPARTMENT OF COMMERCE • BUREAU OF THE CENSUS



**OMAHA, NEBR.**

**BLOCK  
STATISTICS**

## U. S. CENSUS OF HOUSING: 1950

### Volume

- I General Characteristics
- II Nonfarm Housing Characteristics
- III Farm Housing Characteristics
- IV Residential Financing
- V Block Statistics

Housing statistics for census tracts are to be included in the Population reports on census tracts.

## U. S. CENSUS OF POPULATION: 1950

### Volume

- I Number of Inhabitants
- II Characteristics of the Population

Succeeding volumes will cover the following subjects:

Census Tracts, Nativity and Parentage, Nonwhite Population by Race, Persons of Spanish Surname, Institutional Population, Differential Fertility, Labor Force Characteristics, Occupation, Industry, Income, Internal Migration, Education, Characteristics of Families and Households.

**UNITED STATES CENSUS of HOUSING : 1950**  
U. S. DEPARTMENT OF COMMERCE  
CHARLES SAWYER, Secretary

BUREAU OF THE CENSUS  
ROY V. PEEL, Director



**BLOCK STATISTICS**

**OMAHA  
NEBRASKA**

*Prepared under the supervision of  
Howard G. Brunsmann, Chief  
Population and Housing Division*

1950 HOUSING CENSUS REPORT

VOLUME V, PART 136

UNITED STATES GOVERNMENT PRINTING OFFICE 1952

**BLOCKS • CENSUS TRACTS**



## BUREAU OF THE CENSUS

ROY V. PEEL, *Director*

A. ROSS ECKLER, *Deputy Director*  
HOWARD C. GRIEVES, *Assistant Director*  
CONRAD TAEUBER, *Assistant Director*  
MORRIS H. HANSEN, *Assistant Director for Statistical Standards*  
ROBERT Y. PHILLIPS, *Assistant Director for Operations*  
CALVERT L. DEDRICK, *Coordinator, International Statistics*  
FRANK R. WILSON, *Information Assistant to the Director*

### Population and Housing Division—

HOWARD G. BRUNSMAN, *Chief*  
WAYNE F. DAUGHERTY, *Assistant Chief for Housing*  
ROBERT B. VOIGHT, *Assistant Chief for Operations*  
HENRY S. SHRYOCK, Jr., *Assistant Chief for Population*  
EDWIN D. GOLDFIELD, *Program Coordinator*

Quality and Equipment Statistics—Robert C. Hamer, *Chief*  
Inventory Statistics—Carl A. S. Coan, *Chief*  
Developmental Programs—J. Hugh Rose, *Chief*  
Residential Financing—Junia H. Honnold, *Chief*  
Territories and Possessions—Joel Williams, *Chief*  
Statistical Sampling—Joseph Steinberg, *Chief*  
Statistical Procedure—Morton A. Meyer, *Chief*  
Processing Operations—Milton D. Lieberman, *Chief*

Administrative Service Division—WALTER L. KENRES, *Chief*  
Agriculture Division—RAY HURLEY, *Chief*  
Budget Officer—CHARLES H. ALEXANDER  
Business Division—HARVEY KAILIN, *Acting Chief*  
Field Division—LOWELL T. GALT, *Chief*  
Foreign Trade Division—J. EDWARD ELY, *Chief*  
Geography Division—CLARENCE E. BATSCHLET, *Chief*  
Governments Division—ALLEN D. MANVEL, *Chief*  
Industry Division—MAXWELL R. CONKLIN, *Chief*  
Machine Tabulation Division—C. F. VAN AKEN, *Chief*  
Personnel Division—HELEN D. ALMON, *Chief*

### SUGGESTED IDENTIFICATION

U. S. Bureau of the Census. *U. S. Census of Housing: 1950. Vol. V, Block Statistics, Part 136.*  
U. S. Government Printing Office, Washington, D. C., 1952.

For sale by the Superintendent of Documents, U. S. Government Printing Office, Washington 25, D. C.,  
or any of the Field Offices of the Department of Commerce - Price 30 cents

## PREFACE

This report presents statistics on characteristics of dwelling units by blocks for the city. The tabulations are based on data from the 1950 Census of Housing, taken as of April 1, 1950. Authorization for the 1950 Census of Housing as part of the Seventeenth Decennial Census was provided by the Housing Act of 1949, approved July 15, 1949.

The major portion of the information compiled from the 1950 Census of Housing appears in Volume I, *General Characteristics*; Volume II, *Nonfarm Housing Characteristics*; Volume III, *Farm Housing Characteristics*; Volume IV, *Residential Financing*; and Volume V, *Block Statistics*. Volume V consists of separate reports, issued as bulletins for each of the 209 cities which in 1940 or in a subsequent census had a population of 50,000 or more. These reports will not be bound into a single publication.

The subjects covered in both the 1950 and 1940 reports on characteristics of dwelling units by blocks are substantially similar.

This report was prepared under the direction of Howard G. Brunsman, Chief, Population and Housing Division, and Wayne F. Daugherty, Assistant Chief for Housing. Robert C. Hamer, Chief, Quality and Equipment Statistics Section, was in charge of coordinating the content and the format of the report with assistance from Carl A. S. Coan, Chief, Inventory Statistics Section; Floyd D. McNaughton, Chief, Equipment and Facilities Unit; Beulah Washabaugh, Chief, Tenure and Vacancy Unit; and Walter A. Hines. The compilation of the statistics was under the supervision of Robert B. Voight, Assistant Chief for Operations.

The collection of the information on which these statistics are based was under the supervision of Lowell T. Galt, Chief, Field Division. The geographic work, including the assignment of all block numbers and the preparation of maps, was under the supervision of Clarence E. Batschelet, Chief, Geography Division. The data were tabulated under the supervision of C. F. Van Aken, Chief, Machine Tabulation Division.

February 1952.

# OMAHA, NEBR.

## CONTENTS

### INTRODUCTION

	Page		Page
General.....	1	Definitions and explanations—Continued	
Related reports.....	1	Condition and plumbing facilities.....	2
Census tracts.....	1	Persons per room.....	2
Use of data.....	1	Color of occupants.....	2
Comparability with 1940 Housing Census data.....	1	Contract monthly rent.....	2
Definitions and explanations.....	1	Value of one-dwelling-unit structures.....	2
Dwelling unit.....	1	Number reporting.....	2
Occupancy and tenure.....	2	Block identification.....	2

### TABLES

	Page
Table 1.—Characteristics of housing for the city: 1950.....	3
Table 2.—Characteristics of housing by census tracts: 1950.....	3
Table 3.—Characteristics of housing for census tracts, by blocks: 1950.....	5

Map of city, by blocks, appears following last page of tables.

# BLOCK STATISTICS

## INTRODUCTION

### GENERAL

Volume V of the Reports on Housing consists of a separate report for each of the 209 cities which in 1940, or in a subsequent census prior to 1950, had a population of 50,000 or more. Each report presents for the city, by blocks, tabulations for a limited number of subjects obtained in the Census of Housing. The subjects in these reports are similar to those in the block statistics supplements to Volume I of the reports of the 1940 Census of Housing. The subjects in this report present the number of dwelling units classified by occupancy and tenure, condition and plumbing facilities, persons per room, color of occupants, average contract monthly rent of renter-occupied and selected vacant units, and the average value of one-dwelling-unit owner-occupied and selected vacant structures. In table 1, the statistics for these subjects are summarized for the city. Table 2 contains the statistics for census tracts. In table 3, the data are presented by blocks within census tracts. Maps identifying the location of each block and the census tract boundaries are a part of this report.

**Related reports.**—Related statistics for this city are contained in the Reports on Housing, Volume I, *General Characteristics*; and in the Reports on Population, Volume I, *Number of Inhabitants*, and Volume II, *Characteristics of the Population*.

The Reports on Housing for each State in Volume I present data on the characteristics of dwelling units for the State by residence (urban, rural nonfarm, and rural farm), for standard metropolitan areas, urbanized areas, counties, for urban places, places of 1,000 to 2,500 inhabitants, and rural-nonfarm and rural-farm dwelling units for each county. Each report includes the following subjects: occupancy, tenure, race of occupants, type of structure, year built, condition and plumbing facilities, water supply, toilet and bathing facilities, number of rooms, number of persons, persons per room, electric lighting, heating equipment, heating and cooking fuels, refrigeration equipment, kitchen sink, radio, television, and, for nonfarm units, the contract monthly rent, gross monthly rent, and value of one-dwelling-unit structures.

Volume I of the Reports on Population shows the 1950 population of each county and of each minor civil division within the county. It also contains figures for each incorporated place, for each unincorporated place with 1,000 or more inhabitants, and for incorporated places of 5,000 or more by wards. A special series of tables presents data for each urbanized area giving the incorporated places and portions of minor civil divisions within it.

Volume II of the 1950 Population Reports contains statistics on the general characteristics of the population. Chapter A of this volume repeats the figures on number of inhabitants as shown in Volume I; Chapter B presents demographic, economic, and social characteristics of the population; and Chapter C gives more detailed cross-classifications for States and large cities and standard metropolitan areas.

**Census tracts.**—Census tracts are small areas into which certain large cities have been subdivided for statistical and local administrative purposes. In most cases the tracts are permanently established, so that comparison may be made from census to census. The boundaries of tracts are established so as to include approximately equal numbers of inhabitants or equal areas; and each tract is designed to represent an area that is fairly

homogeneous in population characteristics. Although the tracted areas of some cities extend into the suburbs, the data shown in this report are restricted to the tracts within the corporate limits of the city.

**Use of data.**—The tabulation of housing characteristics for areas as small as city blocks provides descriptive material of considerable value for technical studies of housing in the city. The statistics will be useful in compiling totals for special types of areas that may be defined to meet the requirements of individual investigators. Users of the data should bear in mind that in practically all cases the data for a given block represent the work of only one enumerator. Consequently, housing characteristics for blocks are subject to a wider margin of error than is to be expected in the figures for tracts or wards which represent returns made by a number of enumerators. Misinterpretation of instructions by one enumerator may cause a significant bias in the statistics for a block even though it may have a negligible effect upon the figures for larger areas. In particular, the enumeration of "condition" depended to a considerable extent upon the judgment of the individual enumerator. Also, failure to indicate the correct block number for a significant number of dwelling units may introduce errors into the block data.

**Comparability with 1940 Housing Census data.**—In the 1940 Census of Housing, reports entitled "Block Statistics" were issued as supplements to the first series of Housing bulletins. These supplements consisted of separate reports for each of the 191 cities which had 50,000 inhabitants or more in 1930.

In the 1950 reports, the block numbers used are different, in most cases, from those used in the 1940 reports. Therefore, to compare 1940 and 1950 data for a given block, it is necessary to locate the block on the maps to obtain the corresponding 1940 and 1950 block numbers.

The subjects in both the 1940 and 1950 reports are substantially similar. However, data on number of structures, year built, and mortgage status have been omitted from the 1950 report. Furthermore, in the 1940 reports average contract or estimated monthly rent was reported for all dwelling units while in 1950 average contract monthly rent is reported for some, and average value for other, dwelling units.

### DEFINITIONS AND EXPLANATIONS

More detailed and complete definitions are presented in Volume I of the Housing Reports.

**Dwelling unit.**—In general, a dwelling unit is a group of rooms or a single room, occupied or intended for occupancy as separate living quarters, by a family or other group of persons living together or by a person living alone.

A group of rooms, occupied or intended for occupancy as separate living quarters, is a dwelling unit if it has separate cooking equipment or a separate entrance. A single room, occupied or intended for occupancy as separate living quarters, is a dwelling unit if it has separate cooking equipment or if it constitutes the only living quarters in the structure. Also, each apartment in a regular apartment house is a dwelling unit even though it may not have separate cooking equipment. Excluded from the dwelling unit count are large rooming houses, institutions, dormitories, and transient hotels and tourists courts.

In the 1940 Census, a dwelling unit was defined as the living quarters occupied or intended for occupancy by one household.

A household consisted of a family or other group of persons living together with common housekeeping arrangements, or a person living entirely alone. However, the enumerator was not explicitly instructed to define rooms as dwelling units on the basis of cooking equipment or separate entrance.

The number of dwelling units in the 1950 Census may be regarded as comparable with the number of dwelling units in the 1940 Census. Some living quarters may have been classified as separate dwelling units in the one census and not in the other. Further, in the 1950 Census, living quarters with five or more lodgers were not tabulated as dwelling units; generally, such quarters were included in the 1940 dwelling unit count. However, the net effect of these changes is probably small.

**Occupancy and tenure.**—Dwelling units are classified by occupancy and tenure into four groups: owner-occupied; renter-occupied; vacant nonseasonal not dilapidated, for rent or sale; and other vacant and nonresident. A dwelling unit is classified as owner-occupied if it was owned wholly or in part by the head of the household or by some related member of his family living in the dwelling unit. All other occupied units are classified as renter-occupied whether or not cash rent was actually paid for living quarters. Rent-free units and living accommodations received in payment for services performed are thus included with the renter-occupied units.

A dwelling unit is considered vacant if no persons are living in it at the time of enumeration. New units not yet occupied were enumerated as vacant dwelling units if construction had proceeded to the extent that all the exterior windows and doors were installed and final usable floors were in place. The classification "Vacant nonseasonal not dilapidated, for rent or sale" is descriptive of the vacant dwelling units reported in this classification. "Other vacant and nonresident" units include all dilapidated and seasonal vacant units as well as the not dilapidated units which were not for rent or sale.

Because of changes in enumeration procedures, the counts of total vacant units in 1940 and 1950 are not strictly comparable. In 1940, vacant units were enumerated if they were habitable; units uninhabitable and beyond repair were excluded from the enumeration. In 1950, units were included regardless of condition if they were intended for occupancy as living quarters. Therefore, no comparison should be made between the data on "vacant nonseasonal not dilapidated, for rent or sale" units from the 1950 Census and data in the 1940 Census reports.

In both censuses, dwelling units occupied entirely by non-residents were included with vacant units not for rent or sale. Trailers, tents, houseboats, and railroad cars which were vacant were excluded from the dwelling unit inventory in both 1950 and 1940.

**Condition and plumbing facilities.**—Data on condition of a dwelling unit are shown in combination with data for selected plumbing facilities and are, therefore, limited to units for which both condition and plumbing facilities are reported. Plumbing facilities include water supply, toilet facilities, and bathing facilities.

The category "with private bath" includes those dwelling units reported with both a flush toilet and a bathtub or shower inside the structure for the exclusive use of the occupants of the unit. The category "no private bath" includes those dwelling units not having private flush toilet or not having private bathing facilities. The "no running water" category includes units with only piped running water outside the structure or with only other sources such as a hand pump.

A dwelling unit is "dilapidated" when it is run-down or neglected, or is of inadequate original construction, so that it does not provide adequate shelter or protection against the elements or it endangers the safety of the occupants.

**Persons per room.**—The number of persons per room has been computed for each occupied dwelling unit by dividing the number

of persons in the dwelling unit by the number of rooms in the dwelling unit. All persons enumerated in the Population Census as members of the household (including lodgers, servants, and other nonrelated persons) are counted in determining the number of persons that occupy the dwelling unit. The number of rooms in the dwelling unit includes all rooms available for living quarters throughout the year. Not counted as rooms are bathrooms, closets, pantries, halls, screened porches, and unfinished rooms in the basement and attic.

**Color of occupants.**—Occupied dwelling units are classified by color of head of household according to the definition used in the 1950 Census of Population. The group designated as "non-white" consists of Negroes, Indians, Japanese, Chinese, and other nonwhite races. Persons who are not definitely Indian or of other nonwhite race are classified as white.

**Contract monthly rent.**—Contract monthly rent is the rent, at the time of enumeration, contracted for by the renter regardless of whether it includes furniture, heating fuel, electricity, cooking fuel, water, or personal services.

Monthly rent for vacant dwelling units is the amount asked for the dwelling unit at the time of enumeration. The average monthly rent relates to renter-occupied dwelling units and vacant nonseasonal not dilapidated units for rent. Dwelling units which are occupied "rent-free" are not included with the units reporting rent.

**Value of one-dwelling-unit structures.**—Average value is shown for owner-occupied dwelling units and vacant nonseasonal not dilapidated units which are for sale only. Value is shown only if the unit is in a one-dwelling-unit structure without business and if it is the only dwelling unit included in the property. The value represents the amount for which the owner estimates that the property, including such land as belongs with it, would sell under ordinary conditions and not at a forced sale. For vacant units, value is the sale price asked by the owner.

**Number reporting.**—Occupancy and tenure are reported for all dwelling units, and color of occupants is reported for all occupied units. The corresponding distributions for these subjects in table 1 are based on all dwelling units and on occupied units, respectively. For all other subjects, the distributions are based on the units for which the specific characteristics are reported, that is, the "Number reporting."

The number of dwelling units for which the enumerator obtained no report on a particular item is shown for the city totals only; however, the number "not reported" can easily be derived for each area in tables 2 and 3 by subtracting the number reporting from the total number of dwelling units (or total occupied).

**Block identification.**—A map or series of maps is included in this report showing block numbers for each block, number and letter designations for tracts, and the names of principal streets.

Blocks are identified by serial numbers, a separate series of numbers being used for each tract. Thus, the location of each block for which data are presented in table 3 may be determined by referring to the tract and block number shown on the map. Similarly, data for a specific block may be located in the table by reference to the map for identification numbers of the tract and block.

If no dwelling units are reported for a block, the block number is not listed in table 3, although it is shown on the map. Dwelling units for which the block number was not reported are indicated in the table by the symbol "NR." Detailed data are not shown for such dwelling units, nor for blocks containing fewer than three dwelling units. Average monthly rent is not shown when the monthly rent was reported for fewer than three dwelling units. Average value is not shown when the value of one-dwelling-unit properties was reported for fewer than three dwelling units. All dwelling units are included, however, in the statistics for the city and for each tract.



Table 1.—CHARACTERISTICS OF HOUSING FOR THE CITY: 1950

Subject	Number	Percent	Subject	Number	Percent
<b>OCCUPANCY AND TENURE</b>			<b>PERSONS PER ROOM</b>		
All dwelling units.....	73,741	100.0	Occupied dwelling units.....	72,707	...
Owner occupied.....	43,654	59.2	Number reporting.....	70,724	100.0
Renter occupied.....	29,053	39.4	1.50 or less.....	68,198	96.4
Vacant nonseasonal not dilapidated, for rent or sale.....	503	0.7	1.51 or more.....	2,526	3.6
Other vacant and nonresident.....	531	0.7	Not reported.....	1,983	...
<b>CONDITION AND PLUMBING FACILITIES</b>			<b>CONTRACT MONTHLY RENT</b>		
All dwelling units.....	73,741	...	Renter-occupied, and vacant nonseasonal not dilapidated units, for rent—Number reporting.....	26,937	...
Number reporting.....	71,179	100.0	Total contract monthly rent..... dollars.....	1,254,975	...
With private bath, not dilapidated.....	59,378	83.4	Average monthly rent..... dollars.....	46.59	...
No private bath, with running water, not dilapidated.....	8,542	12.0	<b>VALUE OF ONE-DWELLING-UNIT STRUCTURES</b>		
No running water or dilapidated.....	3,259	4.6	Owner-occupied, <sup>1</sup> and vacant nonseasonal not dilapidated units, for sale only—Number reporting.....	36,399	...
Condition or plumbing facilities not reported.....	2,562	...	Total value or sale price..... dollars.....	306,621,500	...
No private bath or dilapidated.....	11,801	16.6	Average value..... dollars.....	8,424	...
<b>COLOR OF OCCUPANTS</b>					
Occupied dwelling units.....	72,707	100.0			
White.....	68,369	94.0			
Nonwhite.....	4,338	6.0			

<sup>1</sup> Restricted to 1-dwelling-unit properties.

Table 2.—CHARACTERISTICS OF HOUSING BY CENSUS TRACTS: 1950

Census tract	All dwelling units by occupancy and tenure					All dwelling units by condition and plumbing facilities			Occupied dwelling units			Contract monthly rent <sup>1</sup>		Value <sup>2</sup> of one-dwelling-unit structures		
	Total	Owner occupied	Renter occupied	Vacant nonseasonal not dilapidated, for rent or sale	Other vacant and nonresident	Number reporting	No private bath or dilap.	No running water or dilap.	Total	Persons per room	Occupied by nonwhite	Number reporting	Average monthly rent (dollars)	Number reporting	Average value (dollars)	
									Number reporting	1.51 or more						
<b>TOTAL</b>	<b>73741</b>	<b>43654</b>	<b>29053</b>	<b>503</b>	<b>531</b>	<b>71179</b>	<b>11801</b>	<b>3259</b>	<b>72707</b>	<b>70724</b>	<b>2526</b>	<b>4338</b>	<b>26937</b>	<b>46.59</b>	<b>36399</b>	<b>8,424</b>
1	1															
2	1548	1350	189	2	7	1529	59	26	1539	1512	13		159	50.96	1246	10.667
3	1084	873	209	1	1	1068	42	6	1082	1065	12		184	47.93	760	8.371
4	630	461	155	1	13	609	295	90	616	612	74	7	135	29.02	334	3.937
5	5	2	3			2			5	5			2			
6	1235	880	340	12	3	1216	131	5	1220	1161	24	1	326	43.79	719	7.363
7	1234	754	463	9	8	1209	155	72	1217	1197	25	45	442	42.02	599	5.568
8	1410	899	503	1	7	1358	177	14	1402	1355	32	5	457	49.28	634	6.560
9	1418	574	827	14	3	1332	325	34	1401	1339	67	62	773	43.04	386	5.436
10	791	550	231	6	4	779	145	72	781	773	17	634	217	33.37	471	4.340
11	1229	772	446	5	6	1200	348	168	1218	1195	54	1157	405	29.21	641	3.226
12	1134	348	774	6	6	1076	255	106	1122	1077	49	680	733	28.05	263	4.138
13	1046	379	653	9	5	984	206	70	1032	969	61	139	619	38.77	258	5.016
14	538	143	376	15	4	511	186	52	519	494	40	184	370	29.71	88	3.018
15	743	412	328	1	2	663	212	108	740	691	50	488	264	30.05	288	3.439
16	2014	536	1450	10	18	1940	678	113	1986	1921	167	12	1367	45.41	352	6.462
17	1842	110	1695	26	11	1708	953	129	1805	1696	237	23	1598	44.60	29	5.910
18	854	62	758	27	7	784	315	55	820	773	50	45	730	47.87	18	3.927
19	1596	132	1438	13	13	1561	372	122	1570	1529	134	15	1396	42.80	76	5.251
20	1301	783	508	1	9	1282	296	101	1291	1261	48	11	444	31.84	614	5.452
21	1226	562	634	7	23	1174	397	115	1196	1175	45	32	588	25.67	419	5.280
22	821	375	424	2	20	805	271	141	799	794	36	9	398	34.30	289	5.537
23	764	528	229	1	6	756	178	67	757	750	22	2	203	29.85	380	4.682
24	1331	815	507	2	7	1301	194	62	1322	1299	16	2	471	34.20	683	5.928
25	1129	847	271	6	5	1086	137	21	1118	1104	23		253	39.91	738	6.702
26	810	587	219	1	3	772	50	13	806	773	14	8	187	38.82	516	6.762
27	912	600	309	2	1	838	134	31	909	850	40	2	264	32.19	502	5.325
28	1067	834	226	4	3	1038	194	31	1060	1032	41	11	199	30.02	743	5.993
29	1935	905	1000	12	18	1889	518	315	1905	1853	130	381	947	27.59	775	5.367
30	1642	1448	176	4	14	1587	118	34	1624	1599	56	5	148	37.77	1339	7.375
31	1214	927	279	3	5	1191	325	137	1206	1195	49	2	231	33.04	787	6.017
32	1246	653	580	4	9	1193	253	61	1233	1206	51	21	541	38.52	503	6.233
33	1523	866	638	11	8	1495	325	56	1504	1471	52	2	589	38.47	652	5.447
34	1470	1087	305	69	9	1420	42	17	1392	1358	26	1	313	57.31	948	8.624
35	514	429	76	5	4	506	53	25	505	497	20		73	49.71	400	8.681
36	1742	1579	146	7	10	1707	75	61	1725	1690	14	1	126	59.07	1432	11.168
37	1074	979	82	8	5	1062	13	3	1061	1045	9		74	65.12	923	11.736
38	1622	819	788	10	5	1537	228	32	1607	1546	68	8	710	48.78	565	10.001
39	1350	370	973	5	2	1240	313	36	1343	1292	23	4	926	46.49	199	6.904
40	1860	286	1531	29	14	1750	650	92	1817	1769	148	6	1475	46.36	98	8.236
41	1244	126	1090	3	25	1187	415	43	1216	1162	88	5	1034	49.92	23	11.913
42	867	321	534	9	3	819	75	5	851	836	22	5	505	59.80	200	8.713
43	1227	458	743	13	13	1168	104	18	1201	1152	18	2	647	69.63	300	10.609
44	940	685	269	5	1	871	5	17	934	897	10	1	245	54.80	551	8.439
45	1130	904	216	5	5	1100	11	8	1120	1098	3	2	190	80.89	827	12.533
46	579	497	75	2	5	561	13	2	572	559	3	1	63	91.68	447	16.508
47	679	641	25	5	8	669	4	4	666	645	2	2	12	129.16	602	25.533
48	1674	941	725	1	7	1625	46	26	1666	1618	12	7	688	71.30	767	12.111
49	1653	958	662	24	9	1573	150	37	1620	1551	18	3	612	63.88	735	8.555
50	1659	713	918	11	17	1603	125	6	1631	1569	22	6	859	60.85	497	10.287

<sup>1</sup>For renter-occupied dwelling units and vacant nonseasonal not dilapidated units, for rent.  
<sup>2</sup>For owner-occupied dwelling units and vacant nonseasonal not dilapidated units, for sale only.

## HOUSING—BLOCK STATISTICS

Table 2.—CHARACTERISTICS OF HOUSING BY CENSUS TRACTS: 1950—Con.

Census tract	All dwelling units by occupancy and tenure					All dwelling units by condition and plumbing facilities			Occupied dwelling units			Contract monthly rent <sup>1</sup>		Value <sup>2</sup> of one-dwelling-unit structures		
	Total	Owner occupied	Renter occupied	Vacant non-seasonal not dilap., for rent or sale	Other vacant and non-resident	Number reporting	No private bath or dilap.	No running water or dilap.	Total	Persons per room		Occupied by non-white	Number reporting	Average monthly rent (dollars)	Number reporting	Average value (dollars)
										Number reporting	1.51 or more					
5 1	1408	699	696	6	7	1382	118	7	1395	1356	22	8	658	55.45	488	8.185
5 2	662	522	136	22	2	657	81	25	658	651	21	66	127	38.65	479	5.759
5 3	767	570	186	22	9	760	178	73	756	741	31	100	169	41.49	487	5.053
5 4	1244	996	241	3	4	1227	63	23	1237	1222	23	3	215	46.49	696	8.125
5 5	1689	1496	173	15	5	1664	34	21	1669	1645	6	6	156	65.36	1407	13.961
5 6	1397	1021	347	13	16	1361	83	32	1368	1342	45	3	321	34.68	942	7.873
5 7	1314	1032	261	9	12	1296	60	14	1293	1281	16	1	239	53.07	930	9.098
5 8	1289	1083	195	5	6	1251	38	7	1278	1248	6	1	164	63.35	1021	10.773
5 9	1940	1600	301	6	33	1895	189	80	1901	1865	34	115	266	45.78	1496	7.645
6 0	1449	1186	249	4	10	1405	90	20	1435	1421	22	2	215	42.83	1069	7.176
6 1	663	523	119	3	18	625	156	55	642	620	46	1	97	54.03	472	5.947
6 2	1362	1186	152	10	14	1321	99	43	1338	1324	21	1	117	44.88	1096	10.213

<sup>1</sup>For renter—occupied dwelling units and vacant nonseasonal not dilapidated units, for rent.<sup>2</sup>For owner—occupied dwelling units and vacant nonseasonal not dilapidated units, for sale only.

Table 3.—CHARACTERISTICS OF HOUSING FOR CENSUS TRACTS, BY BLOCKS: 1950

(Detailed statistics not shown for blocks containing fewer than 3 dwelling units, nor for dwelling units not allocated by blocks (designated by NR))

Census tract	Block	All dwelling units by occupancy and tenure					All dwelling units by condition and plumbing facilities			Occupied dwelling units			Contract monthly rent <sup>1</sup>		Value <sup>2</sup> of one-dwelling-unit structures	
		Total	Owner occupied	Renter occupied	Vacant non-seasonal not dilap., for rent or sale	Other vacant and non-resident	Number reporting	No private bath or dilap.	No running water or dilap.	Total	Persons per room		Number reporting	Average monthly rent (dollars)	Number reporting	Average value (dollars)
											Number reporting	1.51 or more				
1	1	1														
2	3	48	43	5		45			48	45		4	59.00	37	18,648	
	4	5	5			5			5	5					7,760	
	5	3	1	2		2	1		3	3		2		5		
	6	10	9	1		9			10	10		2	12.00	11		
	7	3	3			3			6	6		1		1		
	8	3	3			3			18	18	6			4	5,250	
	9	3	3			3			3	3		2		2	5,125	
	11	7	5	2		7			7	7		2		2		
	12	3	3			3			3	3		7	53.57	2		
	13	3	3			3			14	14		7		6	6,316	
	14	7	7			7			7	7		1		6	6,250	
	15	4	4	1		4			4	4		3		3	6,166	
	16	4	4			4			15	15		13		3	4,500	
	17	15	15			15	1	1	12	12		6	47.50	6	6,383	
	18	12	6	6		12			4	4		3		3	6,900	
	19	4	3	1		4			4	4		1		1	5,588	
	20	11	9	2		11			11	11		2		2	5,333	
	21	14	12	2		12			14	14		1		1	6,471	
	22	8	7	1		8			4	4		4		4	6,625	
	23	4	4			4			4	4		9		7	6,471	
	24	12	10	2		10			12	10		1		9	6,311	
	25	5	5			5			5	5		5		5	6,400	
	26	7	6	1		7			7	7		6		6	6,183	
	27	4	4			4			4	4		4		4	5,625	
	28	9	5	4		9			9	9	1	3	21.66	2		
	29	2				2			2	2		4		5	9,100	
	30	11	7	4		11			11	10		4	27.50	11	8,727	
	31	12	11	1		12			12	12		1		3	4,333	
	32	7	4	3		7			7	7		2		1	5,333	
	33	5	4	1		5			4	4		3	53.33	4	5,375	
	34	4	1	3		4			4	3		3		1		
	35	3	3			3			3	2		1		3	10,000	
	36	9	8	1		9			9	9		2		7	7,000	
	37	3	3			3			3	3		1		1		
	38	6	5	1		6			6	6		1		5	7,200	
	39	8	7	1		8			8	8		1		5	7,500	
	40	10	6	4		10			10	10	2	3	50.00	5	6,500	
	41	7	5	2		7			6	6		2		5	7,700	
	42	7	4	3		7			6	6		2		4	7,625	
	43	9	5	4		9			9	9		3	22.33	4	5,250	
	44	6	6			6			6	6		6		6	4,583	
	53	5	4	1		5			5	5		1		4	9,750	
	54	8	7	1		8			8	8		1		6	9,833	
	55	7	6	1		7			7	7		1		6	10,500	
	56	8	7	1		8			8	8		6		6	10,916	
	57	7	6			7			6	6		6		6	12,250	
	58	2			1	2			6	6		3		3	8,333	
	60	3	3			3			3	3		1		24	11,516	
	64	1				1			37	37		1		37	12,102	
	66	25	24	1		25			25	25		1		24		
	67	37	37			37			37	37		1		37		
	69	20	19	1		20			20	19	1	1		18	12,694	
	70	14	14			14			14	14		13		13	12,423	
	71	6	6			6			6	6		6		6	12,216	
	72	23	23			23			23	23		23		23	11,536	
	74	9	9			9			9	9		9		9	10,533	
	75	2				2			6	6		6		6	19,833	
	79	2				2			14	14		14		14	12,750	
	80	6	6			6			30	30		30		30	11,473	
	81	14	14			14			14	14		2		12	13,208	
	82	30	30			30			14	14		2		2		
	83	14	12	2		14			3	3		2		2		
	84	2				2			3	3		2		2	11,837	
	85	32	30	2		32			26	26		4	47.75	29	12,675	
	86	26	22	4		26			23	23		23		23	11,583	
	87	23	23			23			25	25		2		2	10,933	
	88	25	21	4		25			27	27		4		4	11,733	
	89	27	23	4		27			24	24		4	67.50	21	11,833	
	90	24	20	4		24			24	24		4	48.75	18	11,833	
	91	28	24	4		28			28	28		23	61.25	23	10,573	
	92	25	20	5		24	1	1	25	24		4	59.60	17	10,029	
	93	22	18	4		22			20	20		1		17	10,394	
	94	25	22	3		25			25	25		2		22	9,863	
	95	21	19	2		21			21	21		2		18	10,266	
	96	28	26	2		28			28	28		25		25	12,580	
	97	26	24	2		26			26	26		23		23	10,439	
	98	29	26	3		29			29	29		1	48.33	25	10,536	
	99	1				1			2	2		1		27	10,074	
	100	29	28	1		29			29	29		4	51.25	25	9,232	
	101	31	27	4		31			31	31	1	1		18	10,622	
	102	20	19	1		20			20	20		1		1		
	103	26	22	4		26			26	26		3	35.33	21	10,185	
	104	26	24	2		26			26	26		1		24	10,254	
	105	23	22	1		23			23	23		1		22	14,081	

<sup>1</sup>For renter - occupied dwelling units and vacant nonsensonal not dilapidated units, for rent.  
<sup>2</sup>For owner - occupied dwelling units and vacant nonsensonal not dilapidated units, for sale only.

HOUSING—BLOCK STATISTICS

Table 3.—CHARACTERISTICS OF HOUSING FOR CENSUS TRACTS, BY BLOCKS: 1950—Con.

Census tract	Block	All dwelling units by occupancy and tenure					All dwelling units by condition and plumbing facilities			Occupied dwelling units			Contract monthly rent <sup>1</sup>		Value <sup>2</sup> of one-dwelling-unit structures		
		Total	Owner occupied	Renter occupied	Vacant non-seasonal not dilap., for rent or sale	Other vacant and non-resident	Number reporting	No private bath or dilap.	No running water or dilap.	Total	Persons per room		Number reporting	Average monthly rent (dollars)	Number reporting	Average value (dollars)	
											Number reporting	1.51 or more					Occupied by non-white
2	106	24	22	2					24	23				21	11,095		
	107	24	21	3				24	24					21	10,557		
	108	20	19	1				20	20					19	11,115		
	109	27	24	3				27	27	1	1		57.66	23	10,413		
	110	34	23	10				34	33	1	1		58.12	21	9,619		
	111	23	20	3		1		23	23				50.00	20	10,245		
	112	18	18					18	18					17	10,600		
	113	42	35	6		1		42	40		1		57.00	34	10,508		
	114	22	21	1				22	21					21	12,680		
	115	32	32					31	31		1			28	10,803		
	116	26	23	3				26	26					22	11,059		
	117	26	21	5				26	26				50.60	20	10,840		
	118	28	26	1		1		27	26	1	1			25	9,560		
	119	29	26	3				28	28					23	10,586		
	120	20	19	1				20	20					19	9,736		
	121	14	13	1				14	14					13	10,923		
	122	20	16	3		1		20	19				68.33	13	12,961		
	3	1	69	49	20			64	8	1	69	64	1	17	43.17	37	11,208
		2	30	23	7			30			30	30		7	50.42	21	10,476
		3	1														
		4	35	30	5			34			35	34		3	36.66	25	9,892
		5	20	19	1			20			20	20		1		16	10,556
6		26	25	1			26			26	25		1		24	11,458	
7		28	27	1			28			28	27				26	9,346	
8		6	6				6			6	6				6	9,133	
9		16	14	2			16			16	16		1		14	8,685	
10		17	11	6			17			17	17	2	6	40.00	10	8,400	
11		34	25	9			32	3		34	31	1	6	39.16	23	8,226	
12		5	5				5			5	5				4	8,000	
13		14	12	2			14			14	14		1		11	8,090	
14		29	26	3			29			29	29		3	50.00	23	10,434	
15		26	25	1			26			26	25		1		25	9,844	
16		35	25	10			35	1	1	35	35		10	59.50	19	7,973	
17		27	15	11		1	26			26	26		9	73.77	8	8,825	
18		31	25	6			30	1		31	30		4	72.00	25	7,320	
19		19	15	4			19	2	1	19	19		3	45.00	13	7,530	
20		32	27	5			32			32	32		4	55.00	27	7,388	
21		41	39	2			40			41	40	1	1		36	6,569	
22		12	12				12			12	12				11	7,090	
23		10	8	2			10			10	10		2		6	5,666	
24		31	25	6			31	1		31	31		6	40.50	23	7,634	
25		25	25				25			25	25		2		22	7,068	
26		34	30	4			33			34	34		4	47.00	26	6,942	
27		26	20	6			26			26	26		6	53.50	16	8,937	
28		45	30	15			45	4		45	45		15	45.26	23	9,100	
29		30	20	10			30	2	1	30	29	2	8	51.62	15	8,200	
30		44	35	9			44	4	1	44	44	1	8	43.67	27	7,718	
31		39	30	9			36	2		39	38		17	37.76	17	7,729	
32	30	23	7			30	8		30	30	1	7	47.85	15	6,133		
33	24	22	2			23			24	23		2		20	7,800		
34	23	20	3			23	1	1	23	23	1	3		17	6,600		
35	47	38	9			47	1		47	47		9	61.00	17	6,600		
36	45	36	9			45	1		45	45		9	34.66	16	7,405		
37	40	36	3			40			39	39		2	43.22	32	7,965		
38	40	36	3		1	40			39	38	1	2		34	7,814		
39	38	30	8			38	3		38	38		6	42.66	27	7,270		
4	3	25															
	4	25	21	2			22	22	3	23	23	7					
	5	25	4	1			5	3	1	5	5		1		4	5,950	
	6	25	6	1		1	11	9		11	11	2	5	27.80	4	7,875	
	7	22															
	8	22															
	9	67	65	2			66	42		67	67	10	2		11	5,454	
	10	5	4	1			5	1		5	5		1		4	6,575	
	11	2															
	12	2															
	13	2															
	14	2															
	15	2															
	16	2															
	17	2															
	18	2															
	19	2															
	20	2															
21	2																
22	2																
23	2																
24	2																
25	2																
26	2																
27	2																
28	2																
29	2																
30	2																
31	2																
32	2																
33	2																
34	2																
35	2																
36	2																
37	2																
38	2																
39	2																
40	2																
41	2																
42	2																
43	2																
44	2																
45	2																
46	2																
47	2																
48	2																

<sup>1</sup>For renter - occupied dwelling units and vacant nonseasonal not dilapidated units, for rent.  
<sup>2</sup>For owner - occupied dwelling units and vacant nonseasonal not dilapidated units, for sale only.

Table 3.—CHARACTERISTICS OF HOUSING FOR CENSUS TRACTS, BY BLOCKS: 1950—Con.

Census tract	Block	All dwelling units by occupancy and tenure					All dwelling units by condition and plumbing facilities			Occupied dwelling units			Contract monthly rent <sup>1</sup>		Value <sup>2</sup> of one-dwelling-unit structures	
		Total	Owner occupied	Renter occupied	Vacant non-seasonal not dilap., for rent or sale	Other vacant and non-resident	Number reporting	No private bath or dilap.	No running water or dilap.	Total	Persons per room		Number reporting	Average monthly rent (dollars)	Number reporting	Average value (dollars)
											Number reporting	1.51 or more				
4	52	10	9	1		9	4	2	10	9	1				7	4285
	53	10	8	2		10	3	2	10	10				2	7	3971
	54	4	4			4	1	1	4	4					2	
	55	5	5			4	1		4	5					5	4200
	56	11	7	4		11	4	2	11	11		1	4	27.75	7	4014
	57	4	4			4	1		4	4					3	5333
	58	6	5	1		6	3	3	6	6		1	1		3	3000
	59	12	10	2		12	6		12	12		1	1		8	3687
	60	2														
	61	8	7	1		8	8	7	8	8		2	1		7	2614
	62	16	14	2		16	3		16	16		1	1		14	3442
	63	22	15	7		21	8	1	22	22		2	5	31.60	13	3500
	64	4	3	1		4	4		4	4		1	1		3	3500
	65	6	5	1		6	2	1	6	6		1	1		5	4100
	66	10	7	3		10	1		10	10		2	3	23.66	7	3871
	67	17	7	10		16	5	1	17	17		5	10	27.40	6	3883
	68	8	4	3		7	3		7	7			3	45.00	3	3666
	69	17	9	8	1	17	6	4	17	17		1	8	33.62	8	3687
	70	19	12	7		19	5	3	19	19		1	4	22.00	12	4733
	71	14	10	2		11	7	1	12	12		1	2		9	3222
	72	20	17	3		20	7	1	20	20		2	1		12	3016
	73	16	11	5		16	5	2	16	16		2	5	36.00	9	3677
	74	16	13	1		16	9	4	14	14		1	1		7	2828
	75	11	10	1		11	10	3	11	10		5	8		8	2775
	76	3	3			3	2		3	3					3	4800
	77	11	4	6	1	11	10	1	10	10		1	5	27.20	4	3300
	78	21	15	5	1	20	9	2	20	20		4	4	42.50	11	3400
	79	17	15	2		17	6	3	17	17		1	2		14	4157
	80	9	8	1		9	4		9	9					5	3500
	81	31	8	23		27	18	11	31	29		4	21	19.14	6	6166
	82	24	13	9		22	5	2	22	22		2	9	45.55	8	3137
5	2	5	2	3		2			5	2			2			
6	1	3	2	1		3			3	3			1		2	
	2	26	19	7		26			26	26			7	45.00	17	8664
	3	19	11	6	2	18	1		17	16			7	50.00	9	6944
	4	22	14	8		22			22	22			8	50.12	10	8530
	5	53	44	9		51	5	1	53	44			8	37.25	37	7429
	6	16	10	6		16	2		16	14		1	6	46.66	8	7687
	7	25	22	3		23	2		25	20			3	31.00	18	6711
	8	12	11	1		12			12	7			1		7	7142
	9	24	17	7		23	7	1	24	21		1	5	40.20	11	8063
	10	30	24	6		30	2		30	23		1	5	61.00	16	7187
	11	47	38	9		45	3		47	38			7	39.71	32	6715
	12	25	18	7		24			25	18			7	45.42	12	6391
	13	29	24	5		29			29	29			5	43.00	22	7522
	14	27	23	3	1	27			27	26			4	48.75	23	7686
	15	15	13	2		15			15	14		1	2		10	8080
	16	45	37	8		45	5		45	45			6	37.33	33	7248
	17	16	10	5	1	14			15	14			4	42.50	6	7166
	18	8	8			8			8	8					7	6614
	19	8	6	1	1	7			7	7			2		5	12600
	20	1														
	21	8	5	3		7	2		8	8		1	2		1	5725
	22	23	21	1	1	22			22	22			2		20	6115
	23	26	17	9		26	8		26	26			2	33.00	13	6115
	24	15	12	2	1	15			14	14		2	2		12	7358
	25	29	20	9		29	3	1	29	29			9	37.88	18	6283
	26	28	21	7		28	4		28	28			7	30.00	21	6542
	27	14	12	2		13			14	13			1		9	6077
	28	6	5	1		6	2		6	6		1	1		4	6325
	29	7	7			7			7	7					7	7000
	30	21	18	2	1	21			20	20			2		19	6563
	31	11	9	2		11			11	11			2		9	6555
	32	20	17	3		20	2		20	20			3	55.00	15	6733
	33	21	17	4		21	1		21	21			3	58.25	14	7785
	34	36	21	14	1	36	1	1	35	34		4	14	50.35	19	6384
	35	74	43	29	2	74	17		72	71		2	30	43.36	37	6829
	36	59	35	24		58	4		59	59			24	45.37	29	8324
	37	12	9	3		12	2		12	12			3	46.66	5	8400
	38	9	5	4		9	3		9	9			2		4	8525
	39	19	11	8		19	2		19	19			2	48.12	7	7000
	40	13	11	2		13			13	13			2		10	8920
	41	15	11	4		15			15	15			4	33.75	10	7900
	42	14	12	2		14			14	14			2		12	6491
	43	27	25	2		27			27	27			2		23	7047
	44	13	12	1		13			13	13			1		9	9100
	45	10	10			10			10	10					10	8870
	47	31	19	12		31			31	31			10	33.50	13	5707
	48	70	45	23	1	68	7	1	68	67		2	23	47.26	37	6797
	49	23	12	11		22			23	23			10	47.10	4	10250
	50	6	2	4		6			6	6			4	32.00	2	
	51	31	14	16		31	9		30	30		1	16	42.75	8	6187

<sup>1</sup>For renter - occupied dwelling units and vacant nonseasonal not dilapidated units, for rent.  
<sup>2</sup>For owner - occupied dwelling units and vacant nonseasonal not dilapidated units, for sale only.

HOUSING—BLOCK STATISTICS

Table 3.—CHARACTERISTICS OF HOUSING FOR CENSUS TRACTS, BY BLOCKS: 1950—Con.

Census tract	Block	All dwelling units by occupancy and tenure					All dwelling units by condition and plumbing facilities			Occupied dwelling units			Contract monthly rent <sup>1</sup>		Value <sup>2</sup> of one-dwelling-unit structures		
		Total	Owner occupied	Renter occupied	Vacant non-seasonal not dilap., for rent or sale	Other vacant and non-resident	Number reporting	No private bath or dilap.	No running water or dilap.	Total	Persons per room		Occupied by non-white	Number reporting	Average monthly rent (dollars)	Number reporting	Average value (dollars)
											Number reporting	1.51 or more					
6	52	14	10	4		14	4		14	14			4	39.50	7	10,285	
	53	15	9	6		15	1		15	15	1		5	52.40	5	8,300	
	54	45	22	22	1	45	16		44	44	2		20	44.10	14	7,642	
	55	14	7	7		14			14	14			7	42.85	6	7,316	
	56	5	2	3		5			5	5	1		3	45.00			
7	1	11	2	9		8	8	8	11	8	1		8	16.87	1		
	2	15	12	2	1	15			14	14			3	46.00	11	4,772	
	3	19	12	7		18			19	18	1		7	41.57	10	5,480	
	4	21	13	7	1	20	1		20	20	2		8	37.50	11	6,318	
	5	16	8	8		15	2	2	16	14	1		6	31.16	5	7,200	
	6	20	5	15		20	1		20	20			15	38.86	3	5,166	
	7	13	11	2		13			13	11			2		8	6,500	
	8	14	7	7		14	1		14	14	1		7	52.85	7	7,714	
	9	7	5	2		7			7	7			2		5	4,200	
	10	7	3	4		7	1		7	7			4	30.75	2		
	11																
	12	4	1	3		4	1	1	4	4			2		1		
	13	5	2	3		5			5	5			3	38.33	2		
	14	6	6			6			6	6			3		6	3,033	
	15	3	2	1		3	1	1	3	3			1		2		
	16	2				2			2	2							
	17	2				2			2	2							
	18	2				2			2	2							
	19	1				1			1	1							
	20	8	2	6	1	8			8	8		1		6	53.33	2	
	21	14	8	6		14	6	6	13	13	1		5	35.00	7	3,371	
	22	10	7	2		10	1	1	9	9			2		7	4,500	
	23	14	11	3		14	1	1	14	14			3	41.66	11	4,663	
	24	13	11	2		13			13	13			2		10	5,350	
	25	20	15	5		19	2	2	20	19			5	49.00	15	4,700	
	26	17	4	11	1	17	7	6	15	14		1	11	49.27	3	4,666	
	27	23	17	6		22	2	2	23	22	2		5	40.00	13	4,423	
	28	23	43	15		57	3	1	58	57			15	35.86	35	4,708	
	29	58	36	21	1	54	8	8	57	56			20	41.00	31	4,612	
	30	16	13	3		16	1	1	16	16			3	33.66	12	5,083	
	31	17	12	5		17			17	15			5	39.80	10	5,560	
	32	9	8	1		9	1	1	9	9			1		8	5,812	
	33																
	34	13	11	2		13			13	13			2		11	4,645	
	35	9	7	2		9	3	3	9	8			2		7	4,857	
	36	12	10	2		12	1	1	12	12			2		10	5,310	
	37	13	11	2		12			13	13			2		8	5,212	
	38	7	6	1		7	2	1	7	7			1		5	5,600	
	39	3	2	1		3	2	2	3	3			2		1		
	40	12	6	6		12	1	1	12	12			4	44.25	6	4,333	
	41	18	6	12		18	3	3	18	17			12	33.33	6	5,583	
	42	17	12	5		17			17	17		1	5	47.20	9	6,500	
	43	31	16	12	2	31	3	2	28	28			13	47.30	10	5,640	
	44																
	45	55	18	35		55	32	15	53	53	2		34	39.67	10	6,680	
	46	24	14	10		24	4		24	24			10	44.50	9	6,111	
47	33	21	11	1	33	4		32	32			11	47.09	18	6,577		
48	16	11	4		15	1	1	15	15		1	4	45.50	8	5,812		
49	18	13	5		18	2		18	18			5	49.40	8	5,750		
50	1				1			1	1								
51	16	3	12	1	16			15	15	1		11	43.00	2			
52	12	7	5		12	2		12	12			2		4	5,250		
53	29	19	10		29	1		29	29	1		9	49.11	14	5,885		
54	43	30	13		43	3		43	43		2	11	37.81	20	4,865		
55																	
56	40	24	16		39	6		40	39			15	47.13	20	6,050		
57	26	26			26			26	26			24		24	6,458		
58	27	20	7		26	1		27	27			7	41.42	15	7,633		
59	41	13	28		41	1		41	41		4	28	56.25	13	7,407		
60	40	18	22		40	2		40	40			19	49.57	14	8,057		
61	98	64	33		97	11	2	97	96			30	44.43	49	5,506		
62	51	30	21		50	5	1	51	51	1		21	38.57	25	6,112		
63	10	6	4		10	1		10	10	1		4	37.25	3	5,333		
64	22	12	10		19	10	1	22	22			10	29.00	7	4,928		
65	30	21	9		29	3		30	30		2	8	38.12	9	4,888		
66																	
67	24	17	6		24	2		23	23			6	33.33	13	6,407		
8	1	1															
	2	8	3	5		7	4	2	8	8	1		3	33.33	2		
	3	11	8	3		10	2	1	11	11	1		3	30.00	6	3,483	
	4	5	5			5	1		5	5			5		5	3,900	
	5	10	8	2		10	2		10	10	1		2		6	5,966	
	6	1				1			1	1							
	7	11	7	4		11			11	11			4	38.25	4	7,625	
	8	15	13	2		14			15	14		1	4		10	5,850	
	9	8	8			8			8	8					7	6,428	
	10	4	3	1		4			4	4			1		2		
	11	5	3	2		5			5	5			2		2		
	12	2				2			2	2			2		2		
	13	5	3	2		5			5	5			2		2		
	14	8	6	2		8	1		8	8	1		1		4	7,150	
15	17	15	2		17			17	17			1		15	7,266		
16	15	15			15			15	15	1		1		12	6,258		

<sup>1</sup>For renter-occupied dwelling units and vacant nonseasonal not dilapidated units, for rent.  
<sup>2</sup>For owner-occupied dwelling units and vacant nonseasonal not dilapidated units, for sale only.

Table 3.—CHARACTERISTICS OF HOUSING FOR CENSUS TRACTS, BY BLOCKS: 1950—Con.

Census tract	Block	All dwelling units by occupancy and tenure					All dwelling units by condition and plumbing facilities			Occupied dwelling units			Contract monthly rent <sup>1</sup>		Value <sup>2</sup> of one-dwelling-unit structures	
		Total	Owner occupied	Renter occupied	Vacant non-seasonal not dilap., for rent or sale	Other vacant and non-resident	Number reporting	No private bath or dilap.	No running water or dilap.	Total	Persons per room		Number reporting	Average monthly rent (dollars)	Number reporting	Average value (dollars)
											Number reporting	1.51 or more				
8	18	34	30	4		33			34	31	1	4	43.75	21	6.833	
	19	13	13			13			13	13				7	6.571	
	20	21	19	2		21			21	21		2		13	7.915	
	21	22	14	8		21	4		22	21		7	49.28	11	7.445	
	22	19	12	7		19	3		19	19		6	44.16	7	7.857	
	23	15	9	6		14	2		15	14		5	68.60	5	7.000	
	24	42	19	23		39	13	1	42	39		21	36.71	10	6.010	
	25	20	14	6		20	2		20	19		6	35.50	8	5.850	
	26	29	24	5		29	1		29	29		5	43.00	18	5.600	
	27	20	14	6		20	2		20	20	2	5	45.00	11	5.318	
	28	13	7	6		13			13	13		6	52.50	1		
	29	24	23	1		23			24	22				15	6.153	
	30	15	14	1		14			15	15		1		12	6.700	
	31	23	19	3	1	22			22	22		1		16	7.412	
	32	60	39	21		53	7	1	60	54	3	16	26.31	24	6.095	
	33	3	2	1		3	3	2	3	3	1	1		5	5.700	
	35	5	5			5			5	3						
	36	27	19	8		26	4		27	24		5	30.00	13	5.207	
	37	11	23	11		34	2		34	34	1	10	46.10	17	6.647	
	38	19	15	4		19	2		19	19		4	33.25	13	6.307	
	39	19	15	4		19			19	18		4	37.50	12	6.333	
	40	19	17	2		13	2	2	19	19		1		13	6.576	
	41	29	24	4	1	29	1		28	28	1	4	44.75	19	6.121	
	42	2	5			2			2	2						
	43	14	7	7	2	14			12	11		7	41.57	2		
	44	25	19	6		25	2	1	25	25		6	54.33	11	6.618	
	45	11	8	3		11			11	10		3	42.33	5	6.020	
	46	22	14	8		21	4		22	21	1	4	37.75	10	5.950	
	47	15	7	8		15	3		15	15		8	45.62	7	5.328	
	48	19	11	8		19	3		19	19	1	8	39.50	11	5.300	
	49	23	15	8		23	5		23	23	1	8	42.87	12	5.283	
	50	25	16	9		25	2	1	25	25		9	27.77	13	4.861	
	51	16	10	6		16	4		16	16	1	6	43.16	8	5.350	
	52	20	17	2	1	20	2		19	19		3	45.00	16	6.431	
	53	21	17	4		21	3		21	21		4	44.50	14	7.957	
	56	39	32	7		38	1		39	39		7	89.57	22	7.500	
	57	11	3	8		11			11	11	1	8	53.12	2		
	58	16	5	8		16	6	3	16	16		5	51.00	7	6.714	
	59	30	22	8		29	4		30	28		6	43.66	18	7.711	
	60	26	16	10		26	7		26	26		9	45.11	9	7.311	
	61	22	11	11		22	5		22	22	3	11	47.36	9	7.222	
	62	27	24	3		26	3		27	26		7	52.66	18	5.777	
	64	19	11	8		19	5		19	19		7	46.14	7	6.257	
	65	16	10	6		14	4		16	15		5	49.00	8	7.437	
	66	17	11	6		16	5		17	15		6	40.16	5	8.200	
	67	28	12	16		27	6		28	28		14	54.64	5	7.600	
	68	21	8	13		20	3	1	21	20		12	62.33	2		
	69	28	7	21		24	10		28	24	1	15	46.53	4	8.250	
	70	16	8	8		16	6		16	16		8	40.25	5	7.400	
	71	17	6	11		17			17	17	2	11	49.54	3	7.766	
	72	29	5	29		28			29	29		29	56.62			
	73	67	59	8	3	57	8		64	58	1	54	71.53	1		
	74	30	14	16		29	3		30	30		13	66.92	11	9.363	
	75	11	6	5		10			11	11	3	4	39.75	4	6.750	
	76	38	22	16		38	6		38	38		16	45.06	12	7.291	
	77	38	28	10		38	7		38	38		10	45.70	22	6.877	
9	1	4	2	2		4	3	1	4	4		1		1		
	3	20	16	4		20	1		20	20		3	48.33	14	6.407	
	4	31	21	10		31	6		31	30		9	44.55	16	6.025	
	5	18	8	10		18	1		18	18	1	8	53.87	5	7.800	
	6	15	7	8		15			15	15		5	47.40	5	9.000	
	7	21	13	8		20			21	20	1	8	42.87	9	7.000	
	8	57	56	1		57			57	57		56	73.94	1		
	9	20	12	8		20			20	19		8	45.12	10	6.700	
	10	32	22	10		32			32	31		20	45.50	6	6.666	
	11	32	9	22	1	29	1		31	31	1	22	40.54	5	5.100	
	12	52	12	39	1	40	2		51	41	7	33	39.93	5	9.200	
	13	28	16	12		25			28	23	2	12	43.16	7	6.928	
	14	20	11	8	1	20	1		19	19		6	46.00	7	5.785	
	15	17	10	7		17			17	17	2	5	44.20	9	6.500	
	16	16	7	9		15			16	15		6	50.00	7	8.471	
	17	32	18	14		32	7		32	32	1	12	49.33	12	6.291	
	20	25	19	6		25	2		25	25		5	53.60	16	5.831	
	21	23	6	16	1	23	9		22	18		15	39.26	5	8.300	
	22	9	5	4		9	1		9	9		4	41.25	2		
	23	32	15	15	2	30	17	2	30	27		10	34.00	4	8.000	
	24	21	6	15		17	10		21	20	2	15	42.80	2		
	25	32	14	18		31	17		32	29		17	44.35	2	6.300	
	26	61	10	51		59	46	1	61	56		51	43.64	2		
	27	43	13	30		38	18		43	43	6	30	46.46	8	7.937	
	28	81	18	61	1	71	44	1	79	76	7	62	39.32	5	7.600	
	29	31	6	25		30	14		31	31	2	24	38.37	1		
	30	2				2			2	2						
	31	10	8	2		9	1		10	10		2		6	6.533	
	32	15	4	11		14	7		15	15		11	45.36	2		

<sup>1</sup>For renter - occupied dwelling units and vacant nonseasonal not dilapidated units, for rent.

<sup>2</sup>For owner - occupied dwelling units and vacant nonseasonal not dilapidated units, for sale only.

HOUSING—BLOCK STATISTICS

Table 3.—CHARACTERISTICS OF HOUSING FOR CENSUS TRACTS, BY BLOCKS: 1950—Con.

Census tract	Block	All dwelling units by occupancy and tenure					All dwelling units by condition and plumbing facilities			Occupied dwelling units				Contract monthly rent <sup>1</sup>		Value <sup>2</sup> of one-dwelling-unit structures		
		Total	Owner occupied	Renter occupied	Vacant non-seasonal not dilap., for rent or sale	Other vacant and non-resident	Number reporting	No private bath or dilap.	No running water or dilap.	Total	Persons per room		Occupied by non-white	Number reporting	Average monthly rent (dollars)	Number reporting	Average value (dollars)	
											Number reporting	1.51 or more						
9	33	12	4	7	1	1	12			11	11	1		8	41.25	3	5,500	
	36	15	7	7		1	14	14	14	14	2	1	6	41.66	5	1,360		
	37	22	13	8	1		22	14	5	21	2		8	24.62	7	5,000		
	38	21	15	3	2		20	6		18	2		3	32.66	14	3,007		
	40	39	11	28		1	37	2		39	3		27	36.85	9	3,555		
	41	56	10	45	1		55	5		55	5	4	1	39	35.76	6	3,483	
	42	37	12	25			29			37	3		1	25	43.60	10	3,460	
	43	23	16	7			21			23	2		2	6	33.66	15	3,760	
	44	43	20	23			35	10		43	4	1	2	20	36.25	13	5,861	
	45	18	4	13	1		17	12		17	1		3	12	37.50	1		
	46	23	13	10			18	1		23	1		1	9	31.66	6	4,916	
	47	22	17	5			17	8		22	2	1	1	5	36.80	15	4,300	
	48	25	14	10	1		25	5		24	3		11	29.36	14	4,457		
	49	45	20	25			44	19	1	45	4	5	3	24	33.70	10	3,610	
	50	9	4	4			9	3	1	9	2		4	4	36.25	4	3,125	
	51	20	13	7			19	2		20	2		4	7	31.14	11	4,781	
	52	23	13	10			23	12		23	1		2	23	29.65	18	3,911	
	53	44	17	27			44	3	1	44	4		1	25	45.96	14	5,607	
	54	66	26	40			66	3	4	66	2	2	15	38	54.47	18	4,694	
	55	29	16	13			28	5		29	2		1	17	33.72	15	4,406	
	56	3	1	2			1			3	1		1	1				
	10	1	113	70	42	1	111	31		112	112	4	18	40	37.12	53	4,705	
		2	15	12	3		15			15	15			3	36.00	10	5,150	
		3	10	6	4		10			10	10			4	78.75	1	10,000	
		4	49	35	13	1	48	6		48	48	1	7	33	33.09	31	5,048	
		5	81	56	25		79	7		81	81	1	7	70	31.13	46	3,399	
		6	24	22	2		24	1		24	24			2	23	50.00	6	5,000
		7	26	22	4		25	1		26	25			2	23	30.33	18	3,766
		8	35	25	10		35	5	4	35	35			10	26	38.20	12	3,722
		9	17	13	4		17	5		17	17			3	37	37.50	12	4,381
		10	32	23	9		31	4	4	32	32	1		4	2	48.2	20	4,015
		11	30	24	6		30	4	4	30	30			6	6	27.83	22	4,204
		12	34	24	10		34	5	3	34	34	1		28	9	20.11	19	4,631
13		9	6	3		9	4	4	9	9			9	3	30.66	6	4,333	
14		22	16	4		22	3	4	20	20	1		20	5	36.00	14	4,535	
15		21	13	8	2	21	10		21	21			21	3	30.28	11	3,136	
16		11	11			11		7	11	10			11	1	11	10	4,450	
17		18	14	4		18			18	18			18	4	23.50	12	4,683	
18		18	15	3		18			18	18			18	3	55.00	11	4,818	
19		19	15	3		19	1		19	19			19	2	28	17	3,676	
20		19	14	3	1	1	16		17	15			17	3	56.66	12	3,350	
21		45	31	14		44	16	15	45	45	3	4	13	8	29.76	29	3,010	
22		35	25	9		34	7	2	34	32	2		34	5	30.37	19	3,315	
23		13	7	5		13	2		12	12			12	5	30.20	6	2,750	
24		12	8	4		12	10	10	12	12	1		12	4	32.50	7	3,142	
25		11	7	4		11	4	4	11	11			10	3	31.33	7	4,714	
26		5	3	2		5			5	5			5	2		3	4,500	
27		27	16	10		27	14	12	26	26	2		26	10	24.80	13	3,538	
28		18	8	9	1	1	3	3	17	17			17	6	34.66	6	4,833	
29		18	8	9		18		3	17	17			17	6	34.66	6	4,833	
30		22	7	15		22	8		22	22			21	15	31.33	7	4,705	
11		1	14	4	10		14	2		14	14	1	14	9	26.33	4	3,100	
		2	11	10	1		11	1	1	11	11			9		9	3,500	
		3	17	8	9		16	4		17	16		17	8	24.62	7	2,142	
	4	10	10			10	2	2	10	10		10	10	10	26.60			
	5	24	15	9		24	7	5	24	24		2	24	9	31.22	9	3,077	
	6	11	11			11			11	11			11			11	3,090	
	7	17	12	5		17	10	6	17	17			17	4	20.00	9	3,166	
	8	15	11	3		15	4	3	14	14		1	14	2		9	2,888	
	9	10	8	2		10	1	1	10	10		1	10	1		7	4,657	
	11	17	14	3		15			17	15			16	1		13	3,007	
	12	15	10	5		15	1		15	15	1	1	5	5	26.60	10	3,930	
	13	12	6	6		10			12	10			12	4	26.75	4	6,250	
	14	12	5	7		9	3		12	10	1		12	3	21.00	2		
	15	23	17	6		22	6		23	23			23	6	27.00	12	3,616	
	16	37	18	19		35	11	1	37	36			37	19	26.15	15	3,306	
	17	19	15	3		18	5	4	18	17			18	2		14	2,407	
	18	15	11	3		15	5	4	15	15		1	15	4	27.25	7	3,285	
	19	8	8			8			8	8			8			8	3,375	
	20	13	13			13	3	3	13	13			9			13	2,107	
	21	8	3	5		8	5	5	8	8			8	5	30.80	3	1,700	
	22	8	7	1		8	5	5	8	8			8	1		6	3,316	
	23	5	5			5	2	2	5	5			5			5	2,580	
	24	15	9	6		15	2	2	15	15			15	6	21.33	9	2,133	
	25	36	25	11		36	20	7	36	36	3		36	11	23.63	22	2,536	
	26	13	6	7		13	7	1	13	13			13	7	35.28	5	2,400	
	27	27	17	10		27	11	1	27	27	1		27	10	28.90	15	2,860	
	28	43	26	17		42	15	14	43	43			43	17	27.41	21	4,085	
	29	30	12	18		29	11	11	30	30			28	18	30.44	9	3,466	
	30	25	12	13		24	16	3	25	25			24	13	29.24	10	2,740	
	31	23	19	4		23	3	3	23	23			23	4	27.50	17	4,164	
	32	25	17	8		25	3	3	25	25			24	8	32.25	17	4,588	
	33	22	6	16		22	16		22	22	1		22	16	35.37	3	3,433	

<sup>1</sup>For renter - occupied dwelling units and vacant nonseasonal not dilapidated units, for rent.  
<sup>2</sup>For owner - occupied dwelling units and vacant nonseasonal not dilapidated units, for sale only.



Table 3.—CHARACTERISTICS OF HOUSING FOR CENSUS TRACTS, BY BLOCKS: 1950—Con.

Census tract	Block	All dwelling units by occupancy and tenure					All dwelling units by condition and plumbing facilities			Occupied dwelling units			Contract monthly rent <sup>1</sup>		Value <sup>2</sup> of one-dwelling-unit structures		
		Total	Owner occupied	Renter occupied	Vacant non-seasonal not dilapidated, for rent or sale	Other vacant and non-resident	Number reporting	No private bath or dilap.	No running water or dilap.	Total	Persons per room		Occupied by non-white	Number reporting	Average monthly rent (dollars)	Number reporting	Average value (dollars)
											Number reporting	1.51 or more					
11	34	23															
	35	3				3			3	3						3	2,333
	36	15	14	1		14	2	2	15	14		2				12	3,258
	37	8	5			8			8	7						5	6,380
	38	26	15	10	1	26	9		25	25		1	10	2,650	12	3,333	
	39	22	24	8		32	10		32	32		3	8	2,662	19	2,652	
	40	27	21	6		25	1	1	27	27		3	6	2,550	20	3,525	
	41	32	18	14		32	8	5	32	32		2	14	3,528	13	3,176	
	42	22	13	8		21	1		21	21		1	7	3,057	8	3,500	
	43	21	18	3		19	3		21	21		2	3	3,266	11	2,972	
	11	44	39	22	17		39	10		39	39		3	17	2,570	16	3,412
45		20	12	7	1	20	3		19	19	1	7	2,614	11	3,954		
46		14	11	3		14	6	2	14	14		3	2,833	10	2,490		
47		17	16	1		17	1		17	17		1	3,185	14	3,185		
48		8	7	1		8	1		8	8		5	1	2,585	7	2,585	
49		14	11	3		14	1		14	13		2	3,400	10	3,400		
50		17	12	5		17	6	4	17	17	3	5	5	3,480	9	3,866	
51		34	19	15		34	17	1	34	34		3	14	27.00	14	3,235	
52		12	7	5		11	2	1	12	12	3	5	5	2,680	5	3,800	
53		10	8	2		9			10	8		9	1		5	3,500	
11		54	25	6	19		25	14	12	25	24	1	24	18	27.55	5	3,400
	55	18	9	8	1	18	3	2	17	17	1	5	5	2,600	9	3,188	
	56	23	15	8		23	2	1	23	23		8	8	3,200	14	2,028	
	57	12	7	4	1	12	2		11	11		4	4	2,650	6	3,450	
	58	20	14	6		20	5	2	20	20	1	6	6	2,216	14	2,628	
	59	20	17	3		20	4	2	20	20		19	1		16	2,575	
	60	18	16			18	2	2	16	16	2	9	1		16	4,093	
	61	32	24	8		28	4	1	32	27	2	28	6	4,800	20	2,775	
	62	19	7	11	1	19	3		18	18	2	7	7	3,614	6	1,883	
	63	38	9	28		38	25	2	37	37	4	37	27	2,870	5	2,860	
	11	64	9	8	1		9	1	1	9	9		9		4	4,500	
65		42	23	19		40	11	7	42	40	1	40	15	35.33	16	3,668	
12	1	43	25	18		43	18		43	42	2	28	17	3,611	20	4,850	
	2	30	26	4		30	5		30	30		4	4	3,200	22	5,409	
	3	31	15	16		30	10		31	30	2	15	15	3,426	11	5,000	
	4	32	20	9	2	31	8	1	29	29		9	9	3,833	16	4,562	
	5	24	17	7		24	1		24	24		6	6	3,400	14	4,607	
	6	58	34	22	2	58	12		56	56		20	20	3,530	26	4,015	
	7	39	17	22		39	18		39	39	2	35	21	2,976	16	4,043	
	8	46	19	27		46	20		46	46	1	44	27	2,870	16	3,418	
	9	40	19	21		40	21	3	40	40	1	37	21	2,580	10	3,870	
	10	40	16	24		40	21	18	40	40	3	36	24	2,820	9	3,588	
	12	11	13	11	2	1	13	2	1	13	13	1	13	2	3,265	14	4,225
12		46	19	26		46	24	1	45	45	1	44	26	5,178			
13		4	4			4			4	4		4	4	3,500			
14		19	10	9		18	5		18	18	1	17	17	3,500	6	4,750	
15		31	12	17	2	31	9	6	29	29	2	28	9	1,862	10	3,600	
16		17	8	9		17	6		17	17		2	2	2,870	7	3,128	
17		37	12	25		37	1		37	30	2	20	20	2,560	6	3,666	
18		22	3	19		22	24	22	24	24		20	20	2,875	2		
19		50	21	29		49	42	42	50	50	5	29	29	17,966	19	2,468	
20		34	24	10		32	2	2	34	32		20	8	2,275	18	4,000	
12		21	33	19	14		19			33	22		30	7	2,948	13	3,507
	22	27	1	26	1	27	15	9	27	27	2	7	270	27	3,769		
	23	50		50		47			50	48		49	50	2,708			
	24	114		114		113			114	112		9	114	2,678			
	13	1	12	5	7		12	7	6	12	12	2	4	7	2,285	5	3,800
		4	5	4	1		4	4	3	5	5		1	1	1,775	4	
		5	44	18	26		43	3		46	43		26	26	5,176	14	5,714
		6	28	17	11		21			21	20	2	17	17	4,205	3	6,666
		7	28	16	12		24	5	5	26	24	4	10	9	3,866	11	4,045
		8	34	11	23		27	12	8	27	27	9	19	14	3,078	6	3,883
		9	34	10	24		33	12	8	34	34	3	16	27	2,274	2	
11		34	5	29		33	14	8	34	34	5	25	38	3,347	41	6,817	
12		34	16	18		33	3		34	34		3	3	3,666	15	6,466	
13		10	8	2		10			10	10		1	1		6	4,833	
13		15	27	13	13	1	24	1	1	26	24		11	11	4,816	11	5,272
	16	27	14	13		26			27	26		14	14	4,871	11	5,390	
	17	5	5			5			5	5		5	5	4,544	2		
	18	27	9	18		14	4	4	15	13	1	1	9	4,683	5	7,200	
	19	27	11	16	2	14	7	2	15	15	1	1	10	4,388	7	4,357	
	20	34	10	24		33	3		34	34		1	10	4,600			
	21	34	19	15		38	12	6	39	38	3	18	18	3,138	15	4,433	
	22	35	17	18		35	6		35	35		16	16	3,312	10	3,280	
	23	48	22	26		47	13		48	44	6	4	4	3,548	17	3,923	
	24	51	25	26		49	16		51	47	2	25	25	2,868	14	2,928	
	13	25	32	11	20	1	30	14		31	28	4	19	19	3,510	5	4,000
26		3	2	1		3			3	3		1	1		2		
27		5	3	2		5		5	5	4		5	5	3,205	1	4,950	
28		3	3			3			3	3		3	3	3,695	4	4,128	
29		13	18	1		13	11		13	11	2	19	19	3,811	14	4,128	
30		60	44	16		60	22	9	60	60	7	43	43	3,695	14	4,128	
31		70	34	32	3	67	16	1	66	63	3	4	34	3,811	24	5,125	

<sup>1</sup>For renter-occupied dwelling units and vacant nonseasonal not dilapidated units, for rent.  
<sup>2</sup>For owner-occupied dwelling units and vacant nonseasonal not dilapidated units, for sale only.

HOUSING—BLOCK STATISTICS

Table 3.—CHARACTERISTICS OF HOUSING FOR CENSUS TRACTS, BY BLOCKS: 1950—Con.

Census tract	Block	All dwelling units by occupancy and tenure					All dwelling units by condition and plumbing facilities			Occupied dwelling units			Contract monthly rent <sup>1</sup>		Value <sup>2</sup> of one-dwelling-unit structures		
		Total	Owner occupied	Renter occupied	Vacant non-seasonal not dilap., for rent or sale	Other vacant and non-resident	Number reporting	No private bath or dilap.	No running water or dilap.	Total	Persons per room		Number reporting	Average monthly rent (dollars)	Number reporting	Average value (dollars)	
											Number reporting	1.51 or more					Occupied by non-white
13	36	63	20	40	3				60	60	2	20	43	3 1.06	9	5 277	
14	1	8	4	4		8	8	8	8	8	1	2	3	8.00	4	1 300	
	2	1															
	3	89	25	62	1	1	85	37	20	87	77	6	59	3 5.61	13	4 230	
	4	87	29	57	1		83	37		86	83	11	57	3 5.43	13	4 007	
	5	49	20	29	1	1	45	14	2	47	44	5	26	3 1.80	13	3 207	
	6	31	17	12	1	1	29	6		29	28	2	11	2 0.18	10	2 880	
	7	38	13	23	2		37	16	3	36	36	5	22	2 2.31	9	3 466	
	8	25	11	12	2		23	10		23	23	2	17	2 2.84	8	2 650	
	9	15	8	7			15	3	2	15	15	2	9	2 8.85	6	2 616	
	11	6		6			5			6	6		6	3 1.16			
	12	98	2	96			98			98	93	1	98	2 4.92			
	13	5		5			5			5	5		5	1 9.40			
	14	17		16			11	11		16	15	2	14	1 8.28			
	16	1															
	21	18	1	17			18	13		18	18	1	17	4 2.23			
	23	1					1			1	1		1				
	25	8	7	1			8	8	8	8	6	1	1		7	2 42	
	26	2		4		2	6	3		4	4		6	5 7.33			
	27	6		9			9			9	9		7	4 3.00			
	28	1		7			7	5	5	7	7	3	2	3 7.50	2		
29	7	2	5			7	5	5	7	7	3	2	3 7.50	2			
32	1		10		5	13	11		11	11		15	2 4.53	1			
33	16																
15	1	36	16	20		34	9	5	36	36	4	29	20	2 7.50	14	3 864	
	2	25	19	6		25	5		25	25	1	25	6	2 3.83	16	3 956	
	3	31	26	5		31	4	1	31	31	1	29	5	2 6.00	23	2 386	
	4	6	6			6	1		6	6		6	6	2 5.00	6	2 500	
	5	6	6			6			6	6		6	6	3 5.83	6	3 583	
	6	14	12	2		13			14	14		5		11	3 409		
	7	12	10	2		9			12	12			1	7	4 500		
	8	15	11	2		13		1	14	13		10	2	11	3 590		
	9	46	23	23		36	19	4	46	36	1	25	20	3 6.25	13	2 653	
	10	20	12	8		20	8	4	20	20	1	20	8	3 6.25	12	3 083	
	11	18	11	7		18	6	2	18	18	1	18	6	2 8.33	8	4 375	
	12	30	10	20		27	13		30	29	3	3	19	2 9.94	10	3 860	
	13	45	15	30		45	28	21	45	45	4	10	30	2 2.66	13	3 561	
	14	45	18	26		43	25	17	44	42	2	10	23	2 6.82	15	3 273	
	15	133	62	71		129	44	18	133	131	2	81	64	3 2.39	40	3 595	
	16	30	12	18		28	15	6	30	30		30	18	2 5.77	8	2 575	
	17	66	39	26		48	10	7	65	56	6	59	20	2 4.15	22	3 200	
	18	126	78	48		100	23	22	126	110	3	41	16	4 1.25	36	2 930	
	19	31	22	9		28	2		31	29	1	31	4	3 3.75	14	5 578	
	20	8	4	4		5			8	5		1	2		3	4 833	
16	1	27	3	19		18	7	3	22	18	1	1	15	2 4.73	3	2 766	
	2	4	2	2		3	1	1	4	3		1	2		1		
	3	30	10	20		29	16	2	30	29		1	20	4 2.80	8	5 000	
	4	52	21	31		52	12	8	52	52	1	1	31	4 0.96	18	4 944	
	5	24	11	12		24	2		23	23	2	2	8	3 8.87	8	4 850	
	6	3		3		3	1		3	3			2				
	7	37	22	15		37	5		37	35		1	7	5 5.00	15	7 213	
	8	59	18	40		58	4		58	58	1	41	41	9 8.85	14	9 892	
	9	18	10	8		17	1	1	18	17		8	8	5 2.75	8	7 825	
	10	42	26	16		42	5	3	42	42		14	14	4 4.50	22	5 786	
	11	40	26	14		35	1		40	37	2		13	4 3.61	21	7 619	
	12	7	1	4		7			5	5			4	2 8.50	1		
	13	17	1	17		17	16	13	17	16	1		16	3 8.68			
	14	11	5	6		9	2		11	9		1	5	4 7.00			
	15	43	10	31		41	24	13	41	38		1	30	3 9.83	2		
	16	34	12	22		31	10	1	34	31	1		19	4 2.78	3	4 000	
	17	32	10	22		32	7		32	32		1	20	4 7.90	3	5 333	
	18	48	6	41		43	40	11	47	43	9		36	3 3.16			
	19	12	2	10		11			12	11			9	3 8.55	1		
	20	34	9	24		34	1		33	33	1		24	4 8.54	8	8 250	
21	26	6	20		26	4		26	26			20	4 9.85	3	11 666		
22	65	17	48		63	6	1	65	54	3		44	6 2.29	13	8 961		
23	44	27	17		44	1		44	44			16	3 6.68	23	6 008		
24	28	19	9		26			28	27		2	9	4 1.77	13	5 730		
25	15	10	5		15			15	14		5	5	5 7.80	9	6 788		
26	62	37	25		59	12	4	62	60	1	34	34	3 2.11	14	6 714		
27	36	15	21		35	9	2	36	35	4	18	18	3 9.38	12	6 541		
28	11	5	6		11			11	11		6	6	4 3.66	4	5 375		
29	33	1	32		32	32		33	33	5	1	31	3 2.29				
30	53	7	43		52	36	6	50	48	6	6	41	3 7.48	2			
31	28		26		27	24	11	26	26	9		24	4 1.45				
32	25	1	24		24	19	4	25	24	2		24	4 2.75				
33	35	7	27		32	17		34	33	4		22	4 5.60	2			
34	60	23	37		58	28		60	60	9		35	3 5.42	12	4 500		
35	47	15	32		45	23		47	47	4		31	3 4.77	8	5 625		
36	36	25	10		36	8	1	35	33	3	2	10	3 0.60	20	5 575		

<sup>1</sup>For renter - occupied dwelling units and vacant nonseasonal not dilapidated units, for rent.  
<sup>2</sup>For owner - occupied dwelling units and vacant nonseasonal not dilapidated units, for sale only.

Table 3.—CHARACTERISTICS OF HOUSING FOR CENSUS TRACTS, BY BLOCKS: 1950—Con.

Census tract	Block	All dwelling units by occupancy and tenure					All dwelling units by condition and plumbing facilities			Occupied dwelling units			Contract monthly rent <sup>1</sup>		Value <sup>2</sup> of one-dwelling-unit structures		
		Total	Owner occupied	Renter occupied	Vacant non-seasonal not dilap., for rent or sale	Other vacant and non-resident	Number reporting	No private bath or dilap.	No running water or dilap.	Total	Persons per room		Occupied by non-white	Number reporting	Average monthly rent (dollars)	Number reporting	Average value (dollars)
											Number reporting	1.51 or more					
16	37	10	1	9		10	4		10	10	1		9	21.88	1		
	38	8	7	1		6	1		8	7			1		6	7,333	
	39	48	15	32		47	11	1	47	46	2		30	50.53	11	7,090	
	40	35	17	18		31	5		35	31			13	42.69	12	6,416	
	41	100	20	76	4	99	62		96	96	14		73	31.10	11	5,454	
	42	99	13	85		99	71		98	98	13		84	33.92	4		
	43	70	3	67		69	24		70	68	5		66	43.84	4		
	44	33	1	31		30	6	1	32	32	2		30	54.93	1		
	45	88	2	86		83	34	21	88	88	6	1	85	47.88			
	47	122	2	120		118	33	1	122	116	24		114	86.43			
	48	77	6	71		76	31	1	77	76	13		69	41.34	2		
	49	81	11	70		81	23		81	81	2	1	67	41.08	9	6,500	
	50	23	13	10		23			23	23	1		7	43.28	12	6,500	
	51	41	18	22	1	39	8	1	40	38	5		21	51.42	12	6,375	
	203	1															
	17	1	4	3	1		4	4	4	4	4	2				1	
		1	38	11	34		37	21	11	35	35	1		32	38.59	1	
		5	15	11	14		15	3		15	15			14	46.14		
		6	6	3	3		6	2		6	6			3	51.66	2	
		7	29	3	25	1	29	6		28	27	2	1	26	37.76	2	
8		24	1	23		23	6	1	24	24	3		23	33.30	1		
9		31	2	27	1	31	25		29	29	9		27	23.74	1		
10		29	3	26		29	12	1	29	29			26	36.96	2		
11		43	3	35	5	43	25		38	38	3	1	40	39.45			
12		30	2	28		29	19		30	30	4		26	37.53	1		
13		48	3	44	1	47	44		47	47	14		44	32.75			
14		6	4	2		3	1		6	3			1		2		
15		33		33		32	22		33	33	4		33	27.12			
17		1	3	3		3	3	3	3	3		3	3	11.33			
18		3				3	4		3	3			3	25.00			
19		4	1	4		4	4		4	4	11	3	4	25.31			
20		30		29		30	4	2	30	30	9		29	35.31			
21		24		24		24	22	2	24	23	9		23	32.52			
22		28	4	19	5	27	20		23	23	8		24	34.41	4	4,000	
23		22		22		22	20		22	22	4		22	29.31			
24		43	2	41		42	13		43	43	6		39	43.84	1		
25		49	9	38	1	48	34	1	47	47	4		39	41.41	4	5,700	
26		65	9	55	1	63	52		64	62	10		54	35.68			
27		35	1	33	1	33	22	1	34	34	9		33	40.36	2		
28		60	4	56		55	46		60	60	12		55	35.32			
29		15	2	12	1	15	14		14	14	4		13	30.50			
30		18	1	17		18	11		18	18	4		17	41.88			
31		30	1	29		30	9	1	30	28	4		28	42.14			
32		30	1	29		30	9	6	30	28	9		28	26.22			
38		12	3	9		9	6	4	12	8	1		4	17.00			
40	85	2	81	2	82	80		83	80	2		79	47.00				
41	5				5	1		5	5			4	41.00				
42	116	1	113		115	58	2	116	116	13		109	39.92				
43	79		74		77	30	9	79	78	19		72	41.55	2			
44	46	5	41	2	46	32		44	44	8		41	36.92	1			
45	91	5	83		89	80	6	90	88	19		80	33.30	1			
46	34	7	27		34	20	6	34	34	4		32	38.37				
47	108	4	104	1	106	86	6	102	102	10		98	37.44	1			
48	64	5	58	1	61	32		63	51	14	1	44	38.54				
49	54	2	50	2	51	47	1	52	46	4		41	36.12				
50	28	1	27		27	10		28	21	1		15	40.33				
51	27		27		27	9		27	26	2		26	35.07				
52	1				2	2		3	3		2	2					
53	14	1	13		13			14	13			13	127.69				
55	45	2	43		43	39	2	45	43	7	1	42	35.16				
56	72	2	69	1	67	44		71	54	3	1	67	40.95				
57	46		46		46	6		46	46		1	9	41.11				
59	114	2	112		100			114	111	1		110	128.26				
71	1																
73	23		23		22	4	4	23	21	4	1	21	44.33				
18	6	2															
	7	11															
	8	1															
	10	23		23		23		23	23	2		22	44.59				
	11	81	3	78		80		81	80	1		78	111.66				
	13	1															
	14	4															
	16	1															
17	3		3		3			3	3			3	81.66				
19	1																
20	1				2			5	1			1	32.00				
22	5	2	3		8	2	2	2	2			8	32.14				
23	8		8	6	8	2	1	10	7		1	7					
36	11	2		1													
38	1																

<sup>1</sup>For renter - occupied dwelling units and vacant nonseasonal not dilapidated units, for rent.  
<sup>2</sup>For owner - occupied dwelling units and vacant nonseasonal not dilapidated units, for sale only.

HOUSING—BLOCK STATISTICS

Table 3.—CHARACTERISTICS OF HOUSING FOR CENSUS TRACTS, BY BLOCKS: 1950—Con.

Census tract	Block	All dwelling units by occupancy and tenure					All dwelling units by condition and plumbing facilities			Occupied dwelling units				Contract monthly rent <sup>1</sup>		Value <sup>2</sup> of one-dwelling-unit structures	
		Total	Owner occupied	Renter occupied	Vacant non-seasonal not dilap., for rent or sale	Other vacant and non-resident	Number reporting	No private bath or dilap.	No running water or dilap.	Total	Persons per room		Number reporting	Average monthly rent (dollars)	Number reporting	Average value (dollars)	
											Number reporting	1.51 or more					Occupied by non-white
18	39	17		17		13			17	13	1		17	4429			
	43	12	3	9		6			12	6			6	35.00			
	67	4	2	2		4		2	4	4			2				
	70	19		16	1	2	19	8		16	16		16	72.37			
	71	12	1	11		12			12	12	1		11	46.27			
	73	23	1	22		23			23	23			18	49.94			
	77	25	1	24		22	2		25	24			22	53.36			
	78	77	2	73	2	64	27	1	75	68			71	40.30	2		
	79	110	8	93	5	99	71	11	101	100	5	3	96	32.65	2		
	80	92	6	86		91	4		92	90	1		83	51.54	3	3,066	
	81	18	1	17		15	13	13	18	16	2		14	35.35			
	82	62	1	61		57	54	12	62	60	12		58	30.77			
	83	4		4		4			4	4			4	42.50			
	84	22		22		22			22	22			22	53.18			
	88	1															
	93	4		4		3	2		4	4	1		3	15.00			
	106	13		11	2	13	13		11	11	3		12	36.08			
	110	53	1	47	5	51	33		48	48	3		51	37.09			
	111	8	1	6	1	8			7	7			7	79.28			
	112	43	11	30	1	43	27	1	41	41	3	2	29	34.72	9	3,555	
	116	7	2	5		7	2		7	7	1		5	39.00			
	119	10	1	9		9	8	4	10	9	3		3	14.00			
	121	8	2	6		8	1		8	8			5	30.60			
	122	17	2	15		14	13	3	17	14		14	14	22.35			
	123	20		20		17	10	4	20	17	2	14	15	16.60			
124	5		5		5	4	1	5	5	3	5	5	19.60				
129	24	4	17	3	24	11		21	21	1	5	20	36.95	2			
19	1	8	2	6		4	1	8	3	1		2					
	2	42		40		42	31	40	39			38	37.42				
	3	11		11		6	6	11	10			10	50.30				
	4	179	6	173		175	30	1	179	165	10	172	45.29	1			
	5	15	4	11		15	3	1	15	15		10	42.60				
	6	101		96	3	100	40	2	96	96	14	94	39.60				
	7	233	5	224	4	230	53	29	229	215	9	219	50.25				
	8	347	3	341	1	345	30	28	344	343	68	336	42.52	1			
	9	261	2	259		259	38	30	261	261	10	257	46.07				
	10	58	16	37	2	56	21	5	53	53		32	32.21	10	4,250		
	11	100	34	65		92	16	2	99	96	5	1	58	32.89	22	4,854	
	12	87	19	67		86	44	5	86	84	5	1	61	30.83	12	5,191	
	13	82	14	65	3	81	24	3	79	79	5	1	65	42.47	7	4,100	
	14	32	13	18		31	15	5	31	31	2		17	31.17	12	3,875	
	15	40	14	25		39	20	11	39	39	4		25	21.96	11	4,754	
20	1	11		11		11	2	2	11	11		11	21.81				
	2	1															
	3	7	6	1		7	2	2	7	7		1	1	6	4,000		
	4	83	22	61		83	23	10	83	82	2	1	60	29.75	15	4,733	
	5	24	16	6		24	9		24	23		7	36.71	12	4,208		
	6	11	5	8		11	3		11	11	1	4	24.75	5	4,200		
	7	1															
	8	7	5	2		7	1		7	7			2	4,000	4		
	9	39	24	15		39	10	2	39	39		2	13	26.07	19	4,557	
	10	15	7	8		15	5	2	15	15	1		5	31.00	2		
	11	36	25	11		36	8	4	36	36	3		9	33.00	21	6,400	
	12	50	34	16		45	7	2	50	45	2		6	50.33	24	5,083	
	13	22	12	10		18	5	3	22	22			5	26.80	4	4,275	
	14	2															
	15	2															
	16	25	15	12		27	6	1	27	27			12	34.66	11	6,481	
	17	25	15	10		24	4	1	25	24	1		8	26.25	13	4,461	
	18	24	18	6		24	2		24	22			5	35.00	14	3,271	
	19	16	11	5		16			16	16			5	20.00	11	4,500	
	20	17	7	10		17	6	3	17	17	1		10	27.90	3	4,000	
	21	13	6	6		12	5	5	12	12			5	60.00	4	5,250	
	22	15	10	5		15	3	3	15	15	1		4	25.00	9	5,644	
	23	6	1	5		6			6	6			5	30.20	1		
	24	13	8	5		13	1	1	13	13	3		3	51.00	7	4,014	
	25	50	30	20		50	10		50	50	1		20	30.10	26	5,396	
26	25	21	4		25			25	25	3		4	41.25	19	6,684		
27	18	14	4		17			18	18			3	33.33	12	1,237.5		
28	19	3	15	1	19	15	2	18	17			14	41.78	2			
29	6		1		6			6	6			1		5	6,000		
30	12	9	3		12	6	5	12	11	1		3	35.00	7	3,000		
31	20	16	4		20	3		20	20	2		4	37.50	15	3,746		
32																	
33	20	15	5		20	2	1	20	20			3	25.00	14	5,642		
34	24	15	9		24	8		24	24			9	47.22	12	6,250		
35	30	13	17		30			30	29	2	3	12	34.00	14	7,142		
36	24	15	9		24			24	24			9	39.77	12	6,666		
37	28	14	14		28			28	28			13	15.15	14	7,392		
38	26	20	6		26	6	4	26	26	1		4	32.75	18	6,266		
39	104	74	27		102	20	6	101	101	4		25	33.48	55	4,514		
40	51	36	15		51	13	7	51	51			14	27.21	27	4,396		
41	42	27	14	1	41	7	2	41	41			13	30.46	22	6,590		
42	53	31	21		53	22	16	52	52	2		18	28.61	25	4,948		
43																	
44	37	24	12		36	12	9	36	35	1		11	23.09	19	5,342		

<sup>1</sup>For renter—occupied dwelling units and vacant nonseasonal not dilapidated units, for rent.

<sup>2</sup>For owner—occupied dwelling units and vacant nonseasonal not dilapidated units, for sale only.

Table 3.—CHARACTERISTICS OF HOUSING FOR CENSUS TRACTS, BY BLOCKS: 1950—Con.

Census tract	Block	All dwelling units by occupancy and tenure					All dwelling units by condition and plumbing facilities			Occupied dwelling units			Contract monthly rent <sup>1</sup>		Value <sup>2</sup> of one-dwelling-unit structures	
		Total	Owner occupied	Renter occupied	Vacant non-seasonal not dilap., for rent or sale	Other vacant and non-resident	Number reporting	No private bath or dilap.	No running water or dilap.	Total	Persons per room		Number reporting	Average monthly rent (dollars)	Number reporting	Average value (dollars)
											Number reporting	1.51 or more				
20	45	24	12	11		1	24	5	1	23	23	1	11	43.27	6	7.666
	46	24	12	11		1	24	5	1	23	23	1	11	37.58	9	5.466
	47	33	17	16			33	15		33	33		12	28.36	21	5.814
	48	36	24	12			36	22		36	36	1	11	20.83	15	4.233
	49	29	16	8			29	6		29	29	3	6	29.66	15	7.266
	50	24	20	9			24	4		24	24		6	29.60	8	5.333
	51	17	7	9			17	7		16	16	2	5	35.00	3	3.187
	52	23	15	8		1	23	7	1	23	23	1	1		6	4.166
	53	7	5	1			7	1		5	5		1		5	5.400
	54	5	5				5			11	11	1	1	37.28	9	4.000
21	55	11	9	2			11	2	1	11	11	1	1		9	4.000
	56	29	14	15			29	16	3	29	29	4	3		9	6.500
	58	5	3	2			5			5	5		1		3	5.666
	60	2					2			18	18		10	24.90	5	1.140
	1	18	7	11		1	18	5	4	18	18	4	10	13.15	2	2.250
	2	20	4	20			20	14		19	19	9	13	26.68	6	4.500
	3	24	3	4			24	18	17	24	24	3	19	25.78	5	4.040
	4	7	3	4			7	7	5	7	7		4	23.79	6	2.766
	6	60	10	44		1	56	31	20	54	54	1	39	16.51	4	3.125
	7	71	17	46		5	63	50	33	50	51	2	41	25.00	6	3.425
22	8	56	13	40		58	60	31	58	61	5	39	18.76	12	3.425	
	9	56	19	42		58	60	31	59	59	7	39	46.00	6	4.166	
	10	15	8	7		15	15	2	15	15		7	46.00	10	6.400	
	11	33	18	14		32	12	1	32	31		13	28.69	13	4.015	
	12	56	39	17		53	5	1	56	52	1	15	31.20	33	6.600	
	13	48	25	23		47	12	2	48	47	1	22	27.21	19	7.526	
	14	52	18	33		47	18	2	51	50	3	33	20.45	6	4.200	
	15	37	18	27		35	16	1	36	36	1	26	21.80	6	4.666	
	16	13	9	4		13	2	1	13	13		8	25.00	7	7.000	
	17	43	20	22		41	22	3	42	40	5	21	22.14	14	4.021	
18	30	9	21		29	12		30	30		20	25.60	5	4.560		
19	24	12	12		17	2	2	24	24		11	24.80	8	5.875		
20	27	13	14		27	2	2	27	27		13	31.76	10	6.400		
21	33	17	15		32	5		32	31		13	40.53	15	5.900		
22	52	12	35		50	28		47	45	1	32	22.56	8	6.187		
23	13	10	3		13	1		13	13		2	2	8	6.250		
24	18	15	2		17	1	4	17	16		1	1	16	6.356		
25	37	24	12		36	5		36	36		12	28.33	23	4.452		
26	43	25	18		43	16		43	43		19	16	27.62	19	5.421	
27	47	23	24		47	6		47	47	4	23	23	29.04	17	5.647	
28	47	31	16		47	4		47	47	1	16	16	31.43	25	6.360	
29	36	22	14		33	5		36	35	2	14	14	43.00	16	5.812	
30	28	21	7		27	5		28	28		7	7	33.28	16	5.450	
31	22	14	8		20	5		22	22		5	5	33.00	13	5.292	
32	23	7	16		21	7		23	23		15	15	18.60	4	5.575	
33	22	6	6		22	1		22	22		6	6	30.83	15	3.953	
34	22	16	6		22	1		22	22		4	4	37.50	14	4.700	
35	20	13	7		20	10		20	20		6	6	29.16	12	5.158	
36	26	9	17		26	5		26	26	2	14	14	26.07	7	4.171	
37	17	8	9		17	5		17	17		9	9	45.55	7	4.800	
38	17	6	9		17	8		17	17		1	1		5	6.480	
39	17	13	4		17			17	17		4	4	35.00	12	5.550	
22	2	6	4	2		6	2	2	6	6	1	2		3	4.233	
	3	21	6	14		20	2	18	20	20	2	14	31.64	3	4.500	
	4	32	12	18		32	13	10	30	30	2	18	32.38	8	3.150	
	5	27	12	12		24	3	10	24	24	3	9	21.00	11	3.545	
	6	42	4	37		41	9	1	41	39		34	48.52	2		
	7	12	11	1		12	10	9	11	11	2	11	36.45	4	7.250	
	8	34	9	25		33	2	8	34	34		24	36.29	4	8.142	
	9	21	11	9		21	3	2	20	20		9	49.66	18	7.416	
	11	21	18	3		21	3	2	21	20	1	1	28.32	14	5.607	
	12	48	21	26		47	16	9	47	47		25		14	5.607	
13	14	11	3		14	4	3	14	14		3	3	20.00	7	5.714	
14	19	9	10		19	7	3	19	19		9	9	22.11	4	6.250	
15	28	14	14		28	8	5	28	28		14	14	32.35	7	5.000	
16	25	18	6		24	5		24	24	1	6	6	28.33	13	3.430	
17	23	7	16		22	13	7	23	23	3	13	13	27.23	5	3.260	
18	6	6			6	3	5	6	6		7	7	19.85	5	3.700	
20	25	16	9		25	1	5	25	25	1	1	1		15	3.346	
22	3	2	1		3	9		3	3		2	2		3	3.466	
23	3	3			3	7		3	3		8	8		2		
24	9	3	5		9	7		9	8		1	1		5	1.800	
25	5	3	2		5	5	3	5	5		1	1		5	4.000	
26	6	5	1		6	6	16	6	4	5	1	3	17.96	13	4.000	
27	45	15	30		44	28	13	44	44	1	11	11	22	22	3.241	
28	46	22	22		46	20	3	44	44	1	11	11	11	11	12	4.091
29	25	14	11		25	5		25	25		1	1		2		
30	3	2	1		3	3	5	3	3		15	15	38.80	17	7.111	
31	14	9	2		13	5		11	11	4	2	2	40.16	13	8.205	
32	36	21	15		36	9		36	36		18	18	44.74	16	8.730	
33	37	18	18		36	6	12	36	36		63	63		16	8.406	
34	8	22	6		8	12		8	8		3	3	40.66	4	11.250	
35	7	4	3		7			7	7		1	1		4		

<sup>1</sup>For renter - occupied dwelling units and vacant nonseasonal not dilapidated units, for rent.  
<sup>2</sup>For owner - occupied dwelling units and vacant nonseasonal not dilapidated units, for sale only.

HOUSING—BLOCK STATISTICS

Table 3.—CHARACTERISTICS OF HOUSING FOR CENSUS TRACTS, BY BLOCKS: 1950—Con.

Census tract	Block	All dwelling units by occupancy and tenure					All dwelling units by condition and plumbing facilities			Occupied dwelling units			Contract monthly rent <sup>1</sup>		Value <sup>2</sup> of one-dwelling-unit structures		
		Total	Owner occupied	Renter occupied	Vacant non-seasonal not dilap., for rent or sale	Other vacant and non-resident	Number reporting	No private bath or dilap.	No running water or dilap.	Total	Persons per room		Occupied by non-white	Number reporting	Average monthly rent (dollars)	Number reporting	Average value (dollars)
											Number reporting	1.51 or more					
22	37	8	2	6		8	7	7	8	8	1		4	26.50	6	2,966	
	38	7	6	1		7	7	4	7	7		1	1		9	3,188	
	39	11	9	2		11	3	1	11	11			2		7	5,928	
	45	2														11	7,772
	48	9	7	2		9	1		9	9	1		1		13	7,561	
	49	14	12	2		14			14	14							
50	39	19	20		39	5		39	39	3		19	48.31				
23	1	3	2	1		3	3	3	3	3					1		
	2	2															
	3	1															
	4	9	8	1		9	5	2	9	9			1		7	3,857	
	5	8	7	1		8	3	1	8	8		1			6	3,333	
	6	17	13	3		17	1		16	16				2833	11	4,454	
	7	16	12	4		16	2		16	16		1		17,866	7	4,208	
	8	66	48	17		66	8		65	65			16	31,688	33	4,648	
	9	68	36	32		68	3	2	68	67		1	32	33,334	23	5,413	
	10	36	14	22		34	1		36	35			20	30,555	8	8,250	
	11	53	21	32		53	11	7	53	53			32	30.96	17	5,264	
	13	5	4	1		5			5	5					3	3,600	
	14	6	5	1		6	2	1	6	6		1		1	3	2,900	
	15	14	13	1		14	3	2	14	14				1	4	2,000	
	16	8	6	2		8	6	2	8	8				1	2		
	17	6	3	3		6	1	1	6	6				1	2	2,750	
	18	9	9			9	2		9	9							
	19	16	13	3		16	7	1	16	16			2		11	3,454	
	20	9	6	3		9			9	9				3866	5	9,600	
	21	10	7	3		10	1		10	10		1	3	20.00	6	7,466	
	22	15	12	3		15	3	1	15	15		2	3	18.33	10	6,050	
	23	14	11	3		14	3	1	14	14		1	3	23.33	10	5,560	
	24	27	22	5	1	27	7	3	27	23		4	24	17.41	6	2,755	
	25	23	22	1		23	7	3	23	23			8		21	7,690	
	26	21	13	8		21			21	21		1	7	4.400	11	6,772	
	27	23	11	12		22	7		23	22			8	26.12	9	4,833	
	28	28	22	6		28			28	28		1	6	45.50	19	6,421	
	29	4	3	1		4			4	4			1		2		
	30	31	24	7		31	9	1	31	31			7	20.28	13	2,692	
	31	19	18	1		19			19	19		1	1		17	4,782	
	33	17	13	4		16	2		17	16			4	42.50	8	7,775	
	34	6	2	4		6	5		6	6		1	3	58.33	1		
	35	6	3	3		6			6	6			3	30.66	2		
36	13	8	5		13	4	4	13	13			4	42.25	4			
37	16	11	5		16	6	1	16	16		1	4	21.25	9	2,477		
38	39	34	5		38	9	1	39	39		1	4	25.00	16	3,881		
24	1	10	5	5		10		10	10				5	24.20	4	6,875	
	2	19	13	6		19		19	19				6	40.00	9	8,288	
	3	19	16	3		19		19	19				3	50.00	14	5,907	
	4	37	25	12	1	37	12	5	34	29			21	33.90	7	4,571	
	5	8	8			8			8	8					7	1,328	
	6	8	7	1		8			8	7					7	1,407	
	7	46	23	23		46	11	9	46	46			22	32.18	16	4,043	
	8	14	10	4		14	2	2	14	14			3	39.33	10	4,250	
	9	15	12	3		15	1		15	15		1	12	36.75	3	5,660	
	10	8	7	1		8			8	8			1		7	8,071	
	11	15	12	3		15	2		15	15			3	40.00	11	5,454	
	12	28	16	12		28	3		28	28		1	12	42.00	13	6,346	
	13	16	16			16			16	16					14	6,571	
	14	31	20	11		29	3	2	31	30			11	24.18	19	4,884	
	15	53	34	19		52	5	1	53	53		1	18	30.55	27	6,014	
	16	24	8	16		24	10		24	24		1	16	43.31	8	5,937	
	17	29	20	9		26	7		29	28			8	33.25	12	6,166	
	18	49	32	17		48	3		49	49			16	14.31	28	5,592	
	19	142	101	40	1	136	13	6	141	135		1	34	42.41	87	6,050	
	20	60	34	26		58	4	4	60	58			25	34.72	26	5,715	
	21	26	11	15		24	4		26	26			15	26.73	9	5,500	
	22	14	13	1		14			14	14			1		12	4,591	
	23	50	35	15		50	4		50	50		2	13	34.84	30	4,920	
	24	30	12	18		30			30	30			18	39.50	9	6,611	
	25	13	5	8		13			13	13			7	22.44	5	7,100	
	26	27	16	11		26	2	5	25	25			9	39.55	15	5,086	
	27	16	13	3		14	1	1	16	16		1	2		13	5,500	
	28	20	17	3		20	3		20	20			2		17	5,411	
	29	20	12	8		20	4		20	20		1	5	37.25	10	5,380	
	30	17	10	6		17	5	2	16	16			8	37.00	9	4,966	
	31	38	19	19		38	12	6	38	38			18	29.66	15	5,500	
	32	17	7	10		17	11		17	17		1	10	24.80	4	5,377	
	33	27	20	7		27	6		27	27			7	42.85	15	5,366	
34	49	39	10		47	9		49	47			9	26.22	29	4,792		
35	17	14	3		17			17	17			3	36.00	4	5,207		
36	9	7	2		9	2		9	9			2		2	4,866		
37	19	18	1		19	1		19	19			1		16	6,633		
38	8	6	2		8	2	1	8	8			1		6	8,055		
39	12	10	2		12			12	12		1	2		9	5,566		
45	15	13	2		14	1		15	14			2		11	5,136		

<sup>1</sup>For renter - occupied dwelling units and vacant nonseasonal not dilapidated units, for rent.  
<sup>2</sup>For owner - occupied dwelling units and vacant nonseasonal not dilapidated units, for sale only.

Table 3.—CHARACTERISTICS OF HOUSING FOR CENSUS TRACTS, BY BLOCKS: 1950—Con.

Census tract	Block	All dwelling units by occupancy and tenure					All dwelling units by condition and plumbing facilities			Occupied dwelling units			Contract monthly rent <sup>1</sup>		Value <sup>2</sup> of one-dwelling-unit structures		
		Total	Owner occupied	Renter occupied	Vacant non-seasonal not dilap., for rent or sale	Other vacant and non-resident	Number reporting	No private bath or dilap.	No running water or dilap.	Total	Persons per room		Occupied by non-white	Number reporting	Average monthly rent (dollars)	Number reporting	Average value (dollars)
											Number reporting	1.51 or more					
24	46	28	18	10		28	4	3	28	27			7	37.57	11	5772	
	47	15	13	2		16	4		15	15			3	30.00	10	9800	
	48	21	18	3		21			21	21			3	30.00	18	5177	
	49	20	15	5		20			20	20			3	38.33	15	7166	
	50	6				6			6	6	1				5	7900	
	51	4	24	19		42	2		4	42	1		18	34.61	20	7335	
	52	12	13		1	24	9	4	25	24			13	31.38	10	5400	
	53	35	3	32		35	3	1	35	35			3	30.19	22	5590	
	54	27	4	23		24	8	6	27	27			2	25.90	2		
	55	34	12	22		33	13	3	34	33	3		20	32.25	7	6428	
	25	3	11	9	2		11			11	11			2		7	9142
		4	18	16	2		18			18	18			2		14	8071
		5	31	26	5		31	3	2	31	31	1		4	26.25	27	6519
		6	33	31	2		33	1		33	33			2		27	6759
7		35	31	4		35			35	35	1		4	38.75	30	7266	
8		23	19	3		23	2		23	23			3	45.00	16	6062	
9		13	9	4		13	2		13	13			4	43.75	7	4500	
10		13	10	3		13			13	13			3	28.33	10	7500	
11		33	25	8		33	2	1	33	33			8	56.25	22	6909	
12		16	14	2		16			16	16			2		13	8523	
13		27	17	10		27	5		27	27			10	39.10	11	7500	
14		30	24	6		30	4	1	30	30	1		5	32.00	22	7204	
15		18	13	4		17	1		17	17			4	46.25	12	7708	
16		40	31	8	1	38	4	1	39	38			8	41.25	28	8596	
17		38	17	21		36	11		38	36	1		19	41.63	13	7476	
18		28	18	9	1	28	13	3	27	26	1		10	39.40	13	6592	
19		43	16	26		34	16		42	42			25	41.60	13	6976	
20		25	15	9	1	22	2	2	24	23	1		8	42.00	10	7800	
21		30	16	14		24	2		30	29			14	42.28	12	7141	
22		16	8	8		15	6		16	16			6	35.16	4	7250	
23		15	9	6		15	4	2	15	15			6	46.66	6	6833	
24		14	10	4		14			14	13			4	46.25	9	6500	
25		27	14	11	1	25	2		25	25			11	42.81	11	4790	
26		25	19	5		20	2		24	24			5	43.40	15	6366	
27		44	38	6		44	4		44	44	1		6	26.16	36	7775	
28		29	28	7		29	6	1	29	29			7	24.42	19	5205	
29		21	17	4		21	2		21	21	1		4	36.25	15	7940	
30		17	17			17	3		17	17					17	5300	
31		17	14	3		17	3		17	17					17	5300	
32		24	14	10		24	3		24	24			9	42.33	12	4625	
33		20	15	5		20	1		20	20			5	44.80	12	6466	
34		31	25	6		31	4		31	31	1		6	42.66	21	7809	
35		37	29	8		37	4		37	37	1		7	54.71	27	8807	
36		13	11	2		12			13	13			2		8	5437	
37		36	29	7		36	6		36	36	3		4	33.75	26	5607	
38		40	36	6		36	6		36	36	4		6	26.16	29	5679	
39		37	35	2		35	2		37	37	2		2		33	6348	
40		9	4	5		8	4		9	9	1		5	47.00	2		
41		6	3	3		6	2		6	6			2		2		
42		85	75	9	1	79	12	2	84	77	2		6	25.16	65	5215	
43		4	3	1		4			4	4			1		3	4333	
44		5	1	4		4			5	5			4	53.75			
45	30	27	3		30			30	30			2		26	6942		
46	24	18	5	1	24			23	23			4	48.75	18	5722		
47	19	17	2		19	1	1	19	19	1		2		16	6131		
26	1	74	67	7		74	5	1	74	74	2		6	41.50	62	7220	
	2	18	12	6		18			18	12			3		11	7272	
	3	23	19	4		23			23	22	1		1	37.00	19	7026	
	4	14	11	1		14			12	12			1		9	7888	
	5	17	17			16	1		17	16	1				13	5730	
	6	26	20	6		17			26	17			1		13	5446	
	7	18	15	3		18			18	18			1		13	7076	
	8	17	15	2		17			17	17			2		14	6928	
	9	14	14			14	1	1	14	14					13	5923	
	10	12	9	3		10	2	1	12	12			3	31.66	8	5187	
	11	7	5	2		7			7	7			2		4	5625	
	12	7	5	2		7			7	7	1		4		4	7250	
	13	8	7	1		8			8	8			1		7	5885	
	14	7	5	2		7			7	7			2		5	4200	
	15	17	10	7		16			17	15			7	59.28	8	6062	
	16	22	18	4		21			22	22			3	41.66	17	5988	
	17	19	12	7		16			19	16			6	62.16	7	8214	
	18	27	14	13		22			27	22			8	36.87	10	7050	
	19	29	16	13		29			29	29			12	33.33	12	7833	
	20	39	16	23		37	2		39	39	3		22	33.50	15	6966	
21	32	17	15		32	3		32	32			15	36.33	14	7500		
22	22	14	7		22			21	21			7	43.14	14	7464		
23	27	18	9		27	3		27	27	2		9	37.55	15	7020		
24	21	19	2		21			21	21			2		18	6694		
25	14	13	1		14			14	14			1		12	5791		
26	11	10	1		11			11	11			1		10	3450		
27	5	5			5	1	1	5	5			7		5	5400		
28	18	17	1		18			18	17			1		16	7187		
29	12	6	6		11	2		12	12			6	46.66	5	5600		

<sup>1</sup>For renter - occupied dwelling units and vacant nonseasonal not dilapidated units, for rent.  
<sup>2</sup>For owner - occupied dwelling units and vacant nonseasonal not dilapidated units, for sale only.

HOUSING—BLOCK STATISTICS

Table 3.—CHARACTERISTICS OF HOUSING FOR CENSUS TRACTS, BY BLOCKS: 1950—Con.

Census tract	Block	All dwelling units by occupancy and tenure					All dwelling units by condition and plumbing facilities			Occupied dwelling units			Contract monthly rent <sup>1</sup>		Value <sup>2</sup> of one-dwelling-unit structures	
		Total	Owner occupied	Renter occupied	Vacant non-seasonal not dilap., for rent or sale	Other vacant and non-resident	Number reporting	No private bath or dilap.	No running water or dilap.	Total	Persons per room		Number reporting	Average monthly rent (dollars)	Number reporting	Average value (dollars)
											Number reporting	1.51 or more				
26	30	20	19	1		19	1	1	20	19				17	6.000	
	31	22	19		1	22	6		21	21				17	4.876	
	32	30	25			30	3	1	30	30	2			22	5.795	
	33	25	20	5		25	2		25	25			4	19	9.552	
	34	15	15			15	1		15	15				14	6.750	
	35	55	29	26		53	8	4	55	53		21	29.28	24	7.833	
	36	7	5	2		7			7	7		2		5	7.900	
	38	12	6	6		11			12	12	1	6	44.66	5	8.300	
	39	19	12	7		18	1		19	17		6	43.00	11	8.090	
	40	19	9	10		18			19	19		10	37.00	7	6.257	
	41	9	2	7		9	3	3	9	9		6	25.16	2		
	27	2	1													
3		35	26	9		26	1		35	26		3	53.33	21	6.547	
4		11	9	2		11			11	10		1		9	5.666	
5		19	11	8		14	2	1	19	14		3	78.33	9	4.666	
6		32	30	2		30			32	31	1	2		28	6.303	
7		57	48	9		48	8	1	57	48	1	6	36.16	34	4.685	
8		27	22	5		25	1		27	27	1	5	42.80	21	4.919	
9		48	31	17		46	9	1	48	46		15	27.26	26	5.184	
10		13	6	7		13			13	12		7	33.71	2		
11		12	3	9		12	2		12	12	1	9	35.33	1		
12		30	7	22	1	22	2	2	29	23	2	20	34.70	3	7.666	
13		29	11	18		29			29	29		18	32.88	9	6.566	
14		2										5	16.60			
15		5		5		5			5	5		5	16.60			
16		9	6	3		9	1		9	9	1	3	36.66	3	6.166	
17		11	9	2		11			11	11		2		9	4.944	
19		4	4			4	1		4	4				4	5.500	
20		17	15	2		15			17	15		1		14	5.685	
21		5	3	2		3			5	3				2		
22		20	17	3		19	1		20	19		2		16	6.656	
23		27	22	5		27	3	2	27	27		4	32.75	22	8.227	
24		40	33	7		36	8	2	40	35	1	3	25.00	32	7.484	
25		6	5	1		6			6	6		5		5	5.600	
26		12	3	9		12	2		12	12	2	8	26.50	1		
27		4	2	2		4	2		4	4		2		1		
28		14	14			14	3	1	14	14	1	1		1		
29		10	8	2		10	10	1	10	10	1	7	29.28	11	4.363	
30		16	8	8		16			16	16		2		7	3.614	
31		34	13	21		34	1		34	34		10	31.50	4	6.375	
32		11	3	8		11			11	11	1	21	28.09	10	4.650	
33		6	4	2		6			6	6		2		2		
34		23	16	7	1	23	7		22	22		2	29.85	13	4.100	
35	9	6	3		9			9	9		7		13	4.346		
36	30	19	11		28	4		30	29	3	10	34.50	17	5.500		
37	4	2	2		4			4	4		2		17	4.676		
38	18	14	4		18	5	2	18	18	1	2	29.00	12	4.333		
39	9	8	1		8	2		9	9		1		7	4.428		
40	2															
41	4	4			4			4	4	1			3	5.666		
44	12	10	2		12	9	4	12	12	2	1		10	4.470		
45	8	6	2		7	6		8	7	3	1		6	3.166		
46	26	18	7		20	14	5	25	19	1	3	20.00	15	3.466		
47	22	19	3		20	2		22	22		2		18	4.183		
48	12	11	1		10			12	12		1		10	6.600		
49	27	19	8		26	4	1	27	27	2	8	30.25	14	4.857		
50	8	4	4		7	2		8	8	1	4	30.00	3	4.233		
51	29	15	14		29	4		29	29	3	14	32.14	10	5.900		
52	18	7	11		14	8	1	18	16		8	30.37	3	6.00		
53	42	22	20		39	6	1	42	42		20	33.70	17	4.500		
54	20	15	5		20	1		20	20	2	4	31.25	13	4.692		
55	15	13	2		14	5	3	15	13		1		12	3.166		
28	2	26	21	5		21	3	1	26	22	1	3	36.66	18	6.027	
	3	4	4			4			4	4			4	18.000		
	4	36	31	4	1	36	26	7	35	35	7	5	23.40	31	2.806	
	5	6	5	1		6	3		6	6	1	1		4	5.375	
	6	24	17	7		24	4		24	24		6	20.33	15	5.460	
	7	39	22	17		38	14	2	39	39	1	16	19.75	18	5.222	
	8	37	25	12		36	1	1	37	37	1	11	23.81	22	6.040	
	9	25	15	10		24	7	1	25	25	2	10	23.30	11	6.545	
	10	22	18	4		22	1		22	22		3	39.33	17	4.823	
	11	45	20	25		39	9	1	45	45	1	25	31.28	15	4.566	
	12	24	18	6		24	1		24	24		6	26.33	17	7.547	
	13	32	20	12		32	8		32	32	1	11	24.09	16	5.562	
	14	36	21	15		36	12	5	36	36	2	13	41.00	18	4.611	
	15	22	17	5		22	3		22	20		5	39.00	16	5.550	
	16	28	23	5		28	6	1	28	28		5	31.60	18	6.472	
	17	28	17	11		28	7		28	27	2	3	26.37	11	4.200	
	18	36	33	3	1	31	3		35	32	1	1		27	6.600	
	19	19	16	3		19	2		19	19	1	3	24.00	16	5.625	
	21	11	8	3		11			11	8		1		7	4.457	
	22	3	2	1		3	4	2	3	3		3	23.33	2		

<sup>1</sup>For renter - occupied dwelling units and vacant nonseasonal not dilapidated units, for rent.  
<sup>2</sup>For owner - occupied dwelling units and vacant nonseasonal not dilapidated units, for sale only.



Table 3.—CHARACTERISTICS OF HOUSING FOR CENSUS TRACTS, BY BLOCKS: 1950—Con.

Census tract	Block	All dwelling units by occupancy and tenure					All dwelling units by condition and plumbing facilities			Occupied dwelling units			Contract monthly rent <sup>1</sup>		Value <sup>2</sup> of one-dwelling-unit structures		
		Total	Owner occupied	Renter occupied	Vacant non-seasonal not dilap., for rent or sale	Other vacant and non-resident	Number reporting	No private bath or dilap.	No running water or dilap.	Total	Persons per room		Occupied by non-white	Number reporting	Average monthly rent (dollars)	Number reporting	Average value (dollars)
											Number reporting	1.51 or more					
28	23	13	13			12	4	4	13	11						11	7.18 1
	24	16	13			15	3	1	16	12		2	1		12	4.98 3	
	25	16	11	3	1	16			15	15			4	63.25	10	5.93 0	
	26	20	18	2		20	3		20	20	2		1		16	4.13 7	
	27	22	21	1		22	3		22	22					20	6.24 5	
	28	20	18	2		20	2		20	20	1		2		18	6.16 6	
	29	23	18	5		22	5		23	22	2		4	14.75	14	6.32 1	
	30	34	25	9		34	5		34	34	4		7	19.57	22	5.54 5	
	31	33	26	7		33	8		33	33	1		6	33.66	23	5.49 1	
	32	21	19	2		21	3		21	21			1		18	5.58 3	
	33	5	5			5	1	1	5	4	2				4	5.32 5	
	35	11	8	2		11	2		10	10			2		8	6.12 5	
	36	9	8	1		9	1		9	9	2		1		7	3.71 4	
	37	5	4	1		5			5	5					4	6.75 0	
	38	6	6			6			6	6		1			6	5.08 3	
	39	7	7	1		7			7	7			1		6	5.58 3	
	40	5	4	1		4			4	4					3	5.33 3	
	41	7	7			7			7	7					7	7.85 7	
	42	10	10			10	1		10	10			1		10	6.50 0	
	43	7	6	1		7			7	7					6	6.25 0	
	44	5	4	1		5	1		5	5		1	1		4	5.75 0	
	45	9	8	1		9	2		9	8					7	6.35 7	
	46	4	4			4			4	4					4	4.50 0	
	47	5	5			5			5	5					4	5.80 0	
	48	4	4			4		1	4	4					4	4.45 0	
	49	7	7			7			7	7					4	5.78 5	
	50	7	2	3		5			2	2	2		2		1	7.70 6	
	51	3	3			3			3	3			2		3	7.70 6	
	52	1	1			1			1	1			1		4	9.25 0	
	53	6	5	1		6			6	6							
	54	17	17			17	1		17	17	1				16	8.50 0	
	55	22	17	5		22	6	1	22	22			5	25.00	15	6.53 3	
	56	8	8			8			8	8					8	6.45 0	
	57	9	8	1		9	1	1	9	9			1		8	6.78 7	
	58	15	12	3		15	1		15	15			3	26.66	11	5.07 2	
	59	18	12	6		18	4	1	18	18	1		5	31.20	10	5.55 0	
	60	19	17	2		19	2		19	19		1	2		16	8.37 5	
	61	14	11	3		14	3		14	14			3	38.33	11	7.40 0	
	62	12	11	1		11	1		12	11			1		10	6.30 0	
	63	14	13	1		10	4		14	10					9	3.68 8	
	64	9	8	1		9			9	9			1		8	5.75 0	
	65	18	16	2		17	1		18	17			1		15	7.73 3	
	66	15	11	3	1	15			14	14			3	42.66	10	8.30 0	
	67	1															
	29	1	26	11	15		23	9	8	26	24	2	14	14	2	23.14	8
2		4	2	2		3	2	2	4	2		2	2	7			
4		10	8	2		9	2	4	10	9	1	8	8	2	24.00		
5		33	28	5		30	28	20	33	32	5	30	27	1	18.18	3	23.33
6		42	12	30		41	24	6	42	41	5	25	29	2	23.62	6	5.50 0
7		22	15	7		20	17	13	22	21	3	16	14	1	27.35	4	3.50 0
8		16	5	11		15	8	3	16	16	3	1	8	1	30.87	3	4.16 6
9		21	9	12		20	10	6	21	20	2	7	9	2	23.22	5	4.90 0
10		24	9	15		22	7		24	18	2	9	9	1	29.91	6	6.55 0
11		6	3			6	1		6	6			3		2		
12		2															
13		2															
14		15	8	7		14	5	1	15	15			7	18.57	8	6.50 0	
15		23	10	8		23	10		18	18			7	32.00	6	6.08 3	
16		44	16	28		43	22	5	44	44	4	24	25	2	23.24	12	4.25 0
17		17	13	4		17	11		17	16	2	11	4	1	15.25	12	4.33 3
18		76	1	74		75			75	71	1	10	71	2	26.88		
19		58	3	52	3	54	1	1	55	54	2	51	54	1	25.09	1	
20		18	11	7		18	10	5	18	18	2	13	19	2	27.00	10	3.26 0
21		32	12	20		30	11	8	32	29	2	5	19	1	28.31	9	4.14 4
22		13	5	8		10	6	3	13	13	4	6	8	2	25.62	5	3.90 0
23		170	1	163	4	170	1	1	164	163	5	1	164	2	28.21		
24		110	3	106	1	109			109	108	1	1	102	1	29.04	1	
25		18	10	8		18	8		18	16	1	3	16	3	38.00	8	54.37
26		28	11	17		27	5	3	28	28	1		16		25.62	8	4.31 2
27		4	3	1		4			4	4					2		
28		18	10	7		18	6	2	17	17	1	4	8	3	30.75	6	8.25 0
29		22	16	5		20	4		22	21			4		13	4.57 6	
30		29	19	10		29	5	3	29	29	2		8	30.12	16	5.90 0	
31		25	22	3		25	3		25	25		1	2		21	5.07 6	
32		13	3	10		13	3	4	13	13	5		10	31.90	1		
33		26	19	7		23	7	2	26	26	1	7	7	2	26.57	14	5.00 0
34		17	13	4		17	8		17	16	2	5	4	2	35.00	13	4.13 8
35		6	5	1		6	4	2	6	5		1	1		5	4.30 0	
36		1	1			1			1	1							
37		21	17	3	1	11	16	13	20	20	1	11	110	3	30.86	15	4.06 6
38		21	17	3		21	7	6	20	20	1		3	18.66	6	4.83 3	
40		8	7	1		8	13	13	8	8	1	12	10	1	16.80	7	4.52 8
41		20	12	12		24	16	16	24	24	5	7	11	2	31.00	11	3.45 4
42		24	19	5		24	2		24	24	3		4		16	5.83 1	
43		24				24			24	24							
44		23	19	4		23	4		23	23	1		4	25.00	16	5.62 5	

<sup>1</sup>For renter - occupied dwelling units and vacant nonseasonal not dilapidated units, for rent.  
<sup>2</sup>For owner - occupied dwelling units and vacant nonseasonal not dilapidated units, for sale only.

HOUSING—BLOCK STATISTICS

Table 3.—CHARACTERISTICS OF HOUSING FOR CENSUS TRACTS, BY BLOCKS: 1950—Con.

Census tract	Block	All dwelling units by occupancy and tenure					All dwelling units by condition and plumbing facilities			Occupied dwelling units			Contract monthly rent <sup>1</sup>		Value <sup>2</sup> of one-dwelling-unit structures	
		Total	Owner occupied	Renter occupied	Vacant non-seasonal not dilap., for rent or sale	Other vacant and non-resident	Number reporting	No private bath or dilap.	No running water or dilap.	Total	Persons per room	Occupied by non-white	Number reporting	Average monthly rent (dollars)	Number reporting	Average value (dollars)
29	45	13	13				13	1		13	13				13	7,076
	46	13	12				13			13	13				11	7,045
	47	13	10	1			13			13	13				11	5,500
	48	16	14			1	16		2	15	15	1	1		9	4,555
	49	14	10	4			14			14	14				7	6,285
	50	14	7	7			14		2	14	7	7			5	5,300
	51	14	5	9			14		2	14	5	9			4	6,500
	52	14	11	3			14		1	14	11	3	1		12	7,233
	53	14	11	3			14		2	14	11	3			12	6,375
	54	16	13	3			16		2	16	13	3		121.66	12	10,291
	55	7	6	1			7	1	1	7	7		1		6	6,916
	56	7	7				7			7	7		1		2	
	58	2					2			2	2				7	4,785
	59	2					2			2	2				3	
	60	14	11	3			14	6	2	14	13	2	2	18.33	8	3,312
	61	22	21	1			22	2	2	22	22				21	6,880
	64	25	20	5			25	3	3	25	18	7	12	17.75	18	3,638
	65	6	3	3			6	3	3	6	3		2	18.33	2	
	66	3					3			3	3		1		3	2,333
	67	1					1			1	1				3	2,833
	69	7	4	3			7	5	6	7	5	2	3	12.33	3	2,833
	70	5					5			5	5				3	1,666
	71	24	17	7		1	24	9	4	23	21	2	15	22.50	17	3,588
	72	42	41	1		2	42	14	10	42	24	18	10	14.00	20	3,545
	73	42	40	2		1	42	1		41	41	1			38	7,200
74	52	44	8			52	10	7	52	41	11	11		49	7,300	
75	16	10	6			16	10		16	14	2	2	17.80	10	2,880	
76	6					6	3	1	6	4		1		5	3,600	
78	2					2			2	2				6	5,133	
80	10	7	3		1	10	5	4	9	3	6	1		5	2,800	
81	10	11				10	2	2	10	6	4	4		3	3,600	
82	10	11				10	3	4	10	3	7	1	12.50	9	1,144	
83	14	10	4			14	3	1	14	6	8	3		5	4,500	
84	14	10	4			14	3		14	6	8	4	33.00	6	4,983	
85	11	7	4			11	2		11	11	1	4		15	5,193	
87	19	19				19	2		19	21				4	4,375	
89	11	8	3			11	5	5	11	7	4	3		7	5,714	
90	11	7	4			11	5	2	11	6	5	2		5	3,160	
91	6	3	3			6	3		6	3		1		3	6,833	
92	3					3			3	3				12	4,708	
93	13	11	2			13	5	5	13	13			35.33	12	3,958	
94	11	11				11	1	8	11	11	3			10	5,200	
95	13	13				13	1		13	13				8	3,812	
96	15	15				15	5	5	15	15	5	1	23.00	2		
97	4	4				4	4	4	4	4				2		
98	16	12	4			16	11	7	16	16	3	8	23.33	10	3,750	
99	9	8	1			9	1		9	9	2	1		7	6,242	
100	8	6	2			8	5	2	8	8	1			4	2,625	
101	42	44				42			42	42		3	25.65	4	6,300	
102	3					3			3	3			25.00	4		
103	10	8	2			10	1		10	10	1	1		8	6,000	
104	7	4	3		1	7	3	3	6	6		1		3	3,833	
105	3	3				3	2	2	3	3		2		3	2,433	
106	10	10				10	3	2	10	10				10	4,750	
107	7	6	1			7	2		7	7		1		5	6,920	
108	11	11				11	7	6	11	11	1	2		9	5,077	
110	8	7	1			8	4		8	8		1		7	6,257	
111	4	4				4	4	3	4	3		1		7		
113	11	11			1	11	9	8	11	10	1	4	29.00	7	3,214	
114																
30	4	3	3			3			3	3				3	4,166	
	6	1				6			6	6				7	3,271	
	7	7				7	2		7	7	1			7	8,000	
	8	6				6	1		6	6		3	33.33	3	4,088	
	9	12	10	2		12	2		12	11	1			9	5,961	
	10	23	21	2		23	4		23	20				18	6,923	
	11	29	28	1		29	2	1	29	29				26	6,804	
	12	25	23	2		25	5		25	24				21	6,804	
	13	24	22	2		24	3	1	24	22	2			18	7,494	
	15	20	16	4		20	2		20	20	1	4	41.25	15	7,133	
	16	20	15	5		20	2	1	20	19		5	55.00	13	6,423	
	18	41	33	8		41	1	1	41	41	2	8	26.00	11	6,787	
	19	20	19	1		20	5	4	19	19		2		19	6,789	
	20	4	4			4	4		4	4		1		3	7,066	
	21	5	5			5	1	1	5	5		1		5	8,600	
22	6	6			6	1	1	6	6		6	23.00	14	7,428		
23	6	6			6	6		6	6		6		5	7,700		
24																
25	9	7	2			9	1	1	9	9		2		6	4,833	

<sup>1</sup>For renter - occupied dwelling units and vacant nonseasonal not dilapidated units, for rent.  
<sup>2</sup>For owner - occupied dwelling units and vacant nonseasonal not dilapidated units, for sale only.

Table 3.—CHARACTERISTICS OF HOUSING FOR CENSUS TRACTS, BY BLOCKS: 1950—Con.

Census tract	Block	All dwelling units by occupancy and tenure					All dwelling units by condition and plumbing facilities			Occupied dwelling units			Contract monthly rent <sup>1</sup>		Value <sup>2</sup> of one-dwelling-unit structures		
		Total	Owner occupied	Renter occupied	Vacant non-seasonal not dilap., for rent or sale	Other vacant and non-resident	Number reporting	No private bath or dilap.	No running water or dilap.	Total	Persons per room		Occupied by non-whites	Number reporting	Average monthly rent (dollars)	Number reporting	Average value (dollars)
											Number reporting	1.51 or more					
30	26	24	13	10		1			23	23	1		7	241.4	8	6,562	
	27	5	3	2				2	5	5			2		2		
	28	17	13	3	1			2	16	16			3	383.3	12	6,250	
	29	13	11	2					13	13			10		10	8,000	
	30	30	27	3				1	30	29	1		2		24	8,220	
	31	21	16	5					21	21			4	260.0	15	6,613	
	32	28	23	4		1		2	27	27			4	417.5	21	6,366	
	33	18	16	2					18	18			2		16	7,212	
	34	9	7	2					9	9	1		1		6	10,583	
	35	12	11	1				1	12	12	1		1		10	7,200	
	36	10	8	2					10	10			2		6	8,666	
	37	10	9	1				1	10	10			1		8	4,375	
	38	22	19	3				1	22	21	1		1		17	6,529	
	39	12	12					1	12	12			10		10	7,200	
	40	26	21	5				1	26	26			5	313.0	19	7,131	
	41	17	15	2				1	17	17	1		2		13	7,053	
	42	9	8	1					9	9			1		8	8,175	
	43	12	10	1	1				11	10			1		9	8,833	
	44	14	12	2				1	14	14			2		11	7,363	
	45	11	10	1					11	11			1		9	5,611	
	46	21	18	3				2	21	21			2		15	5,900	
	47	20	16	3		1			19	19			3	293.3	12	7,333	
	48	13	11	2					13	13			2		10	6,120	
	49	15	14	1					15	15			1		13	5,676	
	50	34	34						34	33			32		32	10,881	
	52	16	12	4				1	16	16	2		3	293.3	12	8,083	
	53	9	7	2				1	9	8			2		6	7,166	
	54	8	8						8	8					8	10,962	
	55	9	9						9	9					8	8,125	
	56	18	14	4				2	18	18	1		4	450.0	13	9,076	
	57	18	17	1					18	18	2		1		17	7,488	
	58	21	21						21	21					21	8,714	
	59	4	3	1					4	4			1		3	5,500	
	60	24	19	5				2	24	24			4	415.0	16	7,218	
	61	12	11			1		2	11	11	1				10	6,770	
	62	13	13					2	13	13					12	8,050	
	63	36	35			1			35	34			32		32	10,771	
	64	16	15	1					16	16					15	9,866	
	65	17	17						17	17					16	7,543	
	66	9	9					1	9	9	1				9	5,577	
	67	3	3						3	3					3	7,333	
	68	7	7						7	7					7	6,785	
	69	20	19		1				20	19	1				19	10,284	
	70	20	20						20	20					19	10,584	
	71	24	24						24	24					24	9,150	
	72	30	29	1					27	27					26	8,430	
	73	25	25						25	25	1				25	8,784	
	74	31	31					1	31	31					29	8,200	
	75	38	35	1		2			36	36	3				34	7,558	
	76	10	9	1				1	9	9					8	7,725	
	78	4	4						4	4					4	8,000	
	79	8	8					1	8	8					8	5,487	
	80	6	5	1					6	6			1		4	4,950	
	81	5	4	1				3	5	5	2		1		3	2,833	
	82	9	8	1					9	8					8	6,275	
	83	20	20						20	20					20	8,010	
	84	20	19	1					19	19					19	7,473	
	85	12	12						12	12	2				11	6,190	
	86	21	20	1				1	21	21			1		20	7,535	
	87	23	22	1				1	23	23	2		1		21	7,342	
	88	16	16						16	16					16	6,937	
	89	8	8						8	8					8	6,787	
	90	11	9	2				1	11	11			2		9	8,944	
	91	19	18			1			18	18					17	9,882	
	92	26	20	2		4			22	22					19	9,589	
	93	23	22	1				1	23	23	1		1		21	9,180	
	98	1							1								
	99	3	3					1	3	3					3	5,000	
	100	14	12	2				1	14	14	1		2		10	5,100	
	101	7	7					1	7	7					7	6,514	
	102	9	7	2				3	9	9	1		1		5	5,900	
	103	7	6	1				3	7	7	2		2		6	5,250	
	104	7	5	2				3	7	7	2		2		3	3,666	
	105	7	5	2				1	7	7	2		1		5	4,600	
	106	9	6	3				1	9	9	2		1	77.66	6	5,750	
	107	4	4					2	4	4	1		2		4	5,000	
	108	9	8	1				2	9	9	2				8	3,000	
	109	8	7	1					8	8			1		7	5,242	
	110	6	6					2	6	6					6	7,333	
	111	13	9	4				2	13	13	3		4	22.25	9	6,333	
	112	5	4	1				1	5	5			1		3	5,100	
	113	3	3					1	3	3	1				1	3	
	114	2	2					2	2	2					2	6,333	
	117	3	3					2	3	3					3	4,833	
	119	3	3					2	3	3					3	3,475	
	120	9	8			1		2	9	8					8	3,475	
	121	6	5			1		2	6	5					5	4,800	

<sup>1</sup>For renter - occupied dwelling units and vacant nonseasonal not dilapidated units, for rent.  
<sup>2</sup>For owner - occupied dwelling units and vacant nonseasonal not dilapidated units, for sale only.

HOUSING—BLOCK STATISTICS

Table 3.—CHARACTERISTICS OF HOUSING FOR CENSUS TRACTS, BY BLOCKS: 1950—Con.

Census tract	Block	All dwelling units by occupancy and tenure					All dwelling units by condition and plumbing facilities			Occupied dwelling units			Contract monthly rent <sup>1</sup>		Value <sup>2</sup> of one-dwelling-unit structures			
		Total	Owner occupied	Renter occupied	Vacant non-seasonal not dilap., for rent or sale	Other vacant and non-resident	Number reporting	No private bath or dilap.	No running water or dilap.	Total	Persons per room		Number reporting	Average monthly rent (dollars)	Number reporting	Average value (dollars)		
											Number reporting	1.51 or more					Occupied by non-white	
30	122	14	11	3					14	14						10	5,350	
	123	11	11						11	11						11	5,772	
	124	10	8	2				1	10	10						7	5,428	
	125	13	7	6					13	13						3	3,928	
	126	3	3						3	3						5	6,500	
	127	6	5	1					6	6							5	8,120
	128	4	4					1	4	4							3	6,100
	129	4	4						4	4							11	4,063
	130	13	12	1					13	13						5	6,100	
	131	5	5						5	5								
	132	12	10	2					12	10							8	6,762
	133	15	11	4					15	15							9	5,611
	134	9	8	1					9	9							8	6,062
	135	6	6						6	6							6	5,333
136	1							1										
137	2							2										
31	1	5	3	2				5	5							2		
	2	10	9	1				10	10							9	6,788	
	3	13	12	1				13	13							12	7,458	
	4	12	8	4				12	12							7	6,357	
	5	4	1	3				4	4							1		
	6	2							2									
	7	2							2									
	8	15	12	3					15	15							10	6,050
	9	21	19	2					21	21							16	6,268
	10	8	4	4					8	8							4	5,250
	11	9	9						9	9							8	5,812
	12	6	6						6	6							6	4,633
	13	6	6						6	6							6	4,383
	14	8	7	1					8	7							7	5,214
	15	1							1									
	16	6	2	4					6	6							3	2,125
	17	3	2	1					3	3							1	
	18	3	2	1					3	3								
	19	3	2	1					3	3								
	20	1							1									
	21	1							1									
	22	16	14	1		1			15	15							14	4,321
	23	23	18	3		2			21	21							2	3,866
	24	11	10	1					11	11							15	6,944
	25	13	12	1					13	13							11	6,454
	26	11	9	2					11	11							8	5,187
	27	3	3						3	3							3	2,666
	28	1							1									
	29	9	8	1					9	9							8	6,525
	30	15	12	3		1			15	15							11	6,545
	31	8	6	2					8	8							5	6,420
	32	15	8	6		1			14	14							7	2,600
	33	12	10	2					12	12							9	8,222
	34	11	8	3					11	11							6	5,233
	35	9	8	1					9	9							7	6,071
	36	4	4						4	4							2	
	37	4	4						4	4							4	8,375
	38	1							1									
	39	1							1									
	40	2	2						2	2								
	41	4	4						4	4								
	42	2	2						2	2								
	43	15	8	6					14	14								
44	12	10	2					12	12									
45	11	8	3					11	11									
46	9	8	1					9	9									
47	4	3	1					4	4									
48	4	4						4	4									
49	1							1	1									
50	2	2						2	2									
51	4	4						4	4									
52	1							1										
53	2							2										
54	2							2										
55	8	8						8	8							8	5,562	
56	10	8	2					10	10							8	8,250	
57	6	3	3					6	6							3	9,000	
58	11	11						11	11							11	7,181	
59	6	6						6	6							8	6,250	
60	12	9	3					12	12							6	6,312	
61	11	10	1					11	11							10	7,850	
62	10	10						10	10							9	5,666	
63	6	6						6	6							6	3,716	
64	7	6	1					7	7							6	5,600	
65	11	7	4					11	11							6	4,283	
66	5	4	1					5	5							3		
67	3	3						3	3									
68	5	4	1					5	5									
69	7	6	1					7	7									
70	9	8	1					9	9									
71	15	14	1					15	15							12	5,025	
72	17	15	2					17	17							12	6,083	
73	12	6	6					12	12							2		
74	13	12	1					13	13							10	8,330	
75	8	8						8	8							8	8,875	
76	12	7	5					12	12							4	5,125	
77	8	7	1					8	8							7	6,271	
78	8	6	2					8	8							5	8,400	
79	19	13	6					17	17							11	5,681	
80	11	10	1					11	11							9	5,055	
81	9	7	2					9	9							7	4,442	
82	14	13	1					14	13							10	4,560	
83	14	8	6		1			14	14							6	5,716	

<sup>1</sup>For renter - occupied dwelling units and vacant nonseasonal not dilapidated units, for rent.  
<sup>2</sup>For owner - occupied dwelling units and vacant nonseasonal not dilapidated units, for sale only.

Table 3.—CHARACTERISTICS OF HOUSING FOR CENSUS TRACTS, BY BLOCKS: 1950—Con.

Census tract	Block	All dwelling units by occupancy and tenure					All dwelling units by condition and plumbing facilities			Occupied dwelling units			Contract monthly rent <sup>1</sup>		Value <sup>2</sup> of one-dwelling-unit structures	
		Total	Owner occupied	Renter occupied	Vacant non-seasonal not dilap., for rent or sale	Other vacant and non-resident	Number reporting	No private bath or dilap.	No running water or dilap.	Total	Persons per room	Occupied by non-white	Number reporting	Average monthly rent (dollars)	Number reporting	Average value (dollars)
31	93	10	5	5			10	6	6	10	10	2	4	39.50	3	9,000
	94	17	12	5			17	2	1	17	17		4	29.50	11	5,954
	95	18	12	6			18	5		18	18		4	18.75	10	6,760
	96	16	13	3			16	7	6	16	16	1	3	20.00	13	4,730
	97	7	5	2			7	1		7	7		1		7	
	99	9	8	1			9	4	1	9	9		1		1	4,114
	100	4	4				4	4	1	4	4	1	3		3	3,166
	101	8	5	3			8	3	1	8	8		2		4	4,875
	102	10	6	3		1	9	1		9	9	1	3	47.00	5	3,400
	103	32	26	6			30	16	1	32	31	1	5	39.00	22	5,704
	104	6	5	1			6	6		6	6		1		4	7,750
	105	10	8	2			10	10		10	10	1	1		8	7,125
	106	11	10	1			11	1		11	11	1	1		9	6,888
	107	13	11	2			13	13		13	13	1	2		11	9,136
	108	20	18	2			20	2		20	20	1	1		16	7,218
	109	10	9	1			10	10		10	10		1		9	7,322
	110	5	3	2			5	5		5	5		1		3	5,000
	111	17	11	6			17	3		17	17	1	4	50.00	9	5,811
	112	15	14	1			15	15	1	15	15	1	1		12	6,400
	113	37	28	9			37	8		37	37	1	9	37.44	21	7,285
	114	26	16	10			26	7	1	26	26	1	9	39.55	13	4,892
	115	12	11	1			12	12		12	12	2	1		10	5,150
	116	15	7	8			15	8	5	15	15		7	4,428	7	6,285
	117	12	8	4			12	5	2	12	12		4	2,450	5	5,200
	118	21	13	8			21	9	3	21	21	1	4	3,925	11	5,636
	119	6	5	1			6	4	2	6	6		1	16.66	1	
	120	25	8	17			23	18	5	25	25	1	8	2,253	8	4,150
	121	30	19	11			26	9	6	30	27	1	12	2,437	12	6,166
	122	18	12	6			18	3	1	18	18	1	6	3,800	8	5,375
	123	17	6	10	1		17	6	5	16	16		10	3,020	4	8,375
	125	12	8	4			12	6	4	12	12		3	18.33	5	4,560
	126	24	18	6			24	7	1	24	24		13	19.40	13	6,500
	127	21	17	4			21	4	1	21	21	1	3	5,666	13	6,784
	128	14	11	3			14	4	1	14	14		3	4,000	9	8,277
	129	20	15	5			20	9	1	20	20	1	4	3,750	13	4,684
	130	6	5	1			6	6		6	6		1		5	5,900
	131	2	2				2	1	1	2	2		1		4	5,875
	132	4	4				4	2	1	4	4		1		9	5,875
	133	11	10	1			11	8	1	11	11	1	3	2,333	3	6,222
	134	45	41	3	1		45	8	1	44	44		3	2,333	38	5,863
	135	4	3	1			4	2	2	4	4		2		2	
	139	5	3	2			5	3	2	5	5	1	2		2	
	32	1	45	33	12		42	4	2	45	44	1	8	3,400	29	5,458
		2	25	17	8		22	6	1	24	24		4	8,875	4	8,875
		3	20	14	6		22	3		24	24		7	4,685	14	7,764
		4	30	26	4		35	10		38	38	1	27	4,122	4	8,000
		5	20	17	3		17	15		18	18		4	3,150	13	6,661
		6	10	7	3		15	16		16	16		6	5,733	8	6,375
		7	11	12		1	24	2		23	23		12	4,125	11	7,872
		8	11	12			16	2		16	16	1	4	3,650	11	7,136
9		11	13			16	2		17	17		3	4,600	11	10,863	
11		23	26			22	2		23	23	1	6	4,516	10	8,200	
12		49	13	35		47	15		48	48	1	35	4,588	6	9,666	
13		21	15	6		20			21	21		5	4,680	15	7,066	
14		22	9	13		20			22	19		8	4,425	10	4,670	
15		5	1	4		5			5	5		4		4	5,500	
16		20	17	3		19			20	18		2		13	5,076	
17		23	20	3		23	1		23	23		2		20	6,360	
18		14	11	3		25			25	25		10	4,590	10	8,400	
19		25	13	12		21	5		25	25		13	4,261	8	7,337	
20		42	26	16		38	25		39	37	2	23	4,421	7	5,985	
21		42	31	11	2	38	16	4	42	40	2	29	3,962	3	7,833	
22		27	16	10	1	26	6		26	26	2	10	4,200	9	5,888	
23		7	4	3		7	2		7	7		4	3,800			
24		20	15	5		20	3		20	20		3	4,333	14	7,000	
25		27	19	8		27	2		27	27		8	4,400	19	5,921	
26		11	8	3		11	5		11	11	1	7		5	5,900	
27		13	8	5		13	8		13	13		1		4	4,250	
28		23	19	4		23	3	1	23	23	1	4	1,514	17	4,250	
29		7	5	2		7			7	7		2	3,625	5	5,617	
30		52	30	22		50	2		52	52		20	4,685	24	6,800	
31		36	31	5		36	2		36	36	1	29	3,241	1	6,529	
32		6	3	3		6			6	6		3	4,333	1	5,714	
33		37	24	13		37			37	37	2	12	3,966	21	5,133	
34		6	6			6			6	6		6		6	7,000	
35		12	8	4		12	4		12	12		4	5,250	7	5,244	
36		11	9	2		11	2	2	10	10		1		1	9	4,200
37		6	5	1		6	3		6	6	3	1		1	5	
38		2				2			2	2						
39		14	9	5		14	8	7	14	14		5	3,420	5	3,500	
40		22	14	8		22	10		22	22	3	7	2,742	12	4,766	
41		12	10	2		12			12	12		2		8	5,312	
43	18	10	8		18	3		18	18		12	3,675	9	6,111		
44	19	6	13		19			19	19		2	3,666	3	6,333		

<sup>1</sup>For renter - occupied dwelling units and vacant nonseasonal not dilapidated units, for rent.  
<sup>2</sup>For owner - occupied dwelling units and vacant nonseasonal not dilapidated units, for sale only.

HOUSING—BLOCK STATISTICS

Table 3.—CHARACTERISTICS OF HOUSING FOR CENSUS TRACTS, BY BLOCKS: 1950—Con.

Census tract	Block	All dwelling units by occupancy and tenure				All dwelling units by condition and plumbing facilities			Occupied dwelling units			Contract monthly rent <sup>1</sup>		Value <sup>2</sup> of one-dwelling-unit structures			
		Total	Owner occupied	Renter occupied	Vacant non-seasonal not dilap., for rent or sale	Other vacant and non-resident	Number reporting	No private bath or dilap.	No running water or dilap.	Total	Persons per room		Occupied by non-white	Number reporting	Average monthly rent (dollars)	Number reporting	Average value (dollars)
											Number reporting	1.51 or more					
32	45	42	23	19			41	14	2	42	42	2	1	19	281.0	19	5,947
	46	14	10	4			14	5		14	14	1		4	25.75	10	7,000
	47	28	11	17			27	2	3	28	28	3		17	39.94	8	5,837
	48	11	7	4			8	5		11	8	1		2		3	3,500
	49	22	13	8		1	22	10	7	21	21	2		6	25.83	12	4,183
	50	27	16	11			26	7	7	27	27	3		11	35.54	14	5,050
	51	37	13	24			37	6	1	37	37	3		24	42.12	8	6,750
	52	20	11	8		1	20	6	1	19	19			7	31.57	6	4,750
	53	22	4	17		1	18	8	7	21	21			17	29.76	3	7,166
	54	17	4	12		1	17	7		16	16	1		12	30.58		
	55	7	5	2			6	1	1	7	6			2		2	
	56	6	6				6	6		6	6			6		6	7,666
	58	1	3	8			10	5	5	11	11		3	6	33.33	2	
	59	4	1	3			4			4	3			2	26.62	1	
	60	1	1				1			1							
	61	1	1	9		1	8	4	2	10	7	2	3	8	33.62		
	62	4		4			4	4	2	4	3		1	4	29.25		
	63	15	2	13			15	3	1	15	14	2	3	13	52.76		
	66	4	1	3			4			4	3			3	58.33		
	67	12	7	5			10	4		12	10	1	2	5	25.60	5	3,540
	68	11	4	7			9	5		11	9	1	4	6	22.83	3	4,633
	69	2	4	4			8	6	1	8	7		2	4	22.75	1	
	70	12	4	8			12	3		12	11	2	2	7	31.42	2	
	71	12	4	8			12	6		12	11	2	2	4	22.75	1	
	33	3	5	4	1		5			5	5			1		3	4,600
		4	8	4	4		8		2	8	8	1		4	16.25	3	4,833
		5	2	2	5		3	5		3	3	1	1	4	18.25	2	3,975
		6	30	19	11			30	2		30	30		10	39.80	15	5,633
		7	18	13	4	1		18	3	1	17	17		3	55.00	12	5,500
		8	38	21	15	2		38	3		36	36	1	13	43.61	17	6,988
		9	51	23	28			49	12		51	49	1	23	47.30	10	9,300
		10	46	29	17			46	14		46	46	1	19	48.58	21	6,523
11		32	13	19			32	2		32	32		12	48.73	10	7,300	
12		34	22	12			33	8	5	34	33		10	32.30	17	5,029	
13		48	23	25			45	15	5	48	46	6	24	21.58	15	4,600	
14		21	13	8			21	1	1	21	21		8	27.62	10	5,380	
15		24	22	2			24	4	3	24	24	1	2		21	5,380	
16		11	8	3			11	3		11	11	1	1		6	4,000	
17		31	15	16		1	31	6		31	30	1	3	6	30.16	23	5,169
18		44	29	15			44	7		44	42		3	2	42.66	6	5,833
19		37	21	16			37	3	6	37	37		20	33.15	10	7,000	
20		37	21	16			37	6	3	37	37		13	43.00	16	5,943	
21		64	41	23		2	62	33		64	62	1	41	38.56	8	5,812	
22		71	18	51		2	64	23		69	66	1	50	45.84	5	6,300	
23		59	27	32			58	22		59	57		29	40.75	15	6,166	
24		49	27	22			47	10		49	47	2	21	43.90	20	6,322	
25		54	33	21		1	54	22		53	53	3	33	39.24	10	6,880	
26		33	20	13			33	15		33	37	1	18	36.72	17	6,522	
27		39	28	11			39	5	1	39	39	1	10	44.90	24	7,195	
28		31	23	8			31	7		31	31		8	40.50	20	6,923	
30		18	4	14		1	18	5		17	17		3	58.33	3	4,166	
31		5	2	3			5			5	5		2		3	3,333	
32		44	22	21		1	44	19	4	43	43		19	36.42	14	4,833	
33		48	30	17		1	48	11	6	47	47	1	14	30.71	24	5,383	
34		53	27	25	1		53	21	5	52	47	2	23	40.17	14	5,885	
35		29	19	10			29	4	1	29	27		9	41.77	14	7,085	
36	27	16	10		1	27	1		26	24		9	39.11	11	5,827		
39	20	10	9		1	20	6	2	19	19	1	9	40.00	6	2,500		
41	44	24	19		1	41	4	4	43	40	3	15	42.40	22	3,334		
42	44	26	17		1	44	11	4	43	43	4	16	29.25	23	3,204		
43	23	12	11			23	9	7	23	23	3	11	27.45	10	2,850		
44	25	15	9		1	24			24	24		8	29.87	15	6,866		
45	23	12	11			22			23	23		11	25.27	7	4,214		
46	14	13	1			14			14	14		1		13	4,423		
47	15	8	7			15	3	1	15	15	1	7	30.28	5	3,360		
48	14	11	3			14			14	14		3	25.00	11	5,363		
49	13	11	2			12	3		13	13	2	2		9	3,444		
50	13	11	2			13	1		13	13		2		10	5,080		
51	21	19	2			21	1		21	21		2		18	4,861		
52	27	19	8			26	2	2	27	26	1	7	46.57	14	5,250		
53	1					1			1	1		2		1	6,031		
54	17	16	1			17	9	2	17	17	2	1	1	6	6,333		
55	9	7	2			8			9	8		2		6	4,000		
56	8	6	2			8			8	8		2		6	4,000		
57	18	14	2		2	18	6	1	16	16	2	2		14	4,664		
58	6	5			1	6	3	1	5	5	2			5	3,700		
204	1					1			1	1							
34	1	38	31	7		38			38	38			7	53.57	29	8,706	
	2	18	13	5		18	1	1	18	18			5	61.00	12	7,500	
	5	81	11	52	17		79	1	1	63	62		66	76.24	11	6,954	

<sup>1</sup>For renter - occupied dwelling units and vacant nonseasonal not dilapidated units, for rent.  
<sup>2</sup>For owner - occupied dwelling units and vacant nonseasonal not dilapidated units, for sale only.

Table 3.—CHARACTERISTICS OF HOUSING FOR CENSUS TRACTS, BY BLOCKS: 1950—Con.

Census tract	Block	All dwelling units by occupancy and tenure					All dwelling units by condition and plumbing facilities			Occupied dwelling units			Contract monthly rent <sup>1</sup>		Value <sup>2</sup> of one-dwelling-unit structures	
		Total	Owner occupied	Renter occupied	Vacant non-seasonal not dilap., for rent or sale	Other vacant and non-resident	Number reporting	No private bath or dilap.	No running water or dilap.	Total	Persons per room		Number reporting	Average monthly rent (dollars)	Number reporting	Average value (dollars)
											Number reporting	1.51 or more				
34	6	7		7		7			7	7		7	85.00	7	6785	
	9	8				8			8	2		1		2		
	10	3		1		3			3	3				3	9000	
	11															
	12															
	13	29		5		32		3	34	30	1	3	53.33	25	9820	
	14	25		6		28			31	31		6	43.00	22	7850	
	15	15		5		18			20	19	1	4	55.00	8	5875	
	16	18		4	1	23			22	22		4	56.25	16	7056	
	17	15				14			15	14				10	7550	
	18															
	20	26		1		25			26	26		1		24	10479	
	21	10		2		10			10	10		2		7	9428	
	22	9				9			9	9				9	7888	
	23	9		1	1	11			10	10		2		9	10888	
	24	13				13			12	12				9	8500	
	25	9		1	1	9			9	9				6	10333	
	26	12		1	1	14			13	13		1		11	11000	
	27	9				6			12	12	1		48.33	9	6777	
	28	13				13		1	13	12			33.33	7	6157	
	29	14		2		14			14	14		2		11	7000	
	30	2														
	31	6				6			6	6				6	6583	
	32	26		5		26		1	26	26		5	28.00	21	8809	
	33	10				10			10	10		1		8	8812	
	34	10				10			10	10		2		7	10500	
	35	16				16			16	16				15	6486	
	36	11		1		12			12	12		1		11	6481	
	37	5				5			5	5				5	8700	
	38	5				5			5	5				5	7400	
	39	10				10			10	10	2			10	6910	
	40															
	41	7				7			7	7	1			6	8916	
	42	12				12			12	12		3	64.33	5	6700	
	43	10				10			10	10			43.33	6	7833	
	44	21		1		19			21	19	2	11	45.90	5	6900	
	45	15				15			15	13			48.33	6	8466	
	46	8				8			8	7	2	1		3	7400	
	47	8			1	8			11	11		3	48.00	3	8000	
	48	10				10			10	10				10	6390	
	49	6				6			6	6	1			6	6266	
	50	11		4		9			11	11		4	33.75	7	5214	
	51	8		4		8			8	8	1			3	5333	
	52	4				4			4	3				3	10000	
	53	24		3		24			24	19		2		13	7269	
	54	9				9			9	7				4	6250	
	55	5				5			5	5				5	9200	
	56	10		1		10			10	9		1		8	18250	
	57	7		2		7		2	7	7		1		2		
	58	4				4			4	4				3	5666	
	59	7		2		7		2	7	7	1			5	5260	
	60															
	61	16		5		16			16	16	2			4	6575	
	62	11		1		11		1	11	11				15	6473	
	63	22		3	4	25			25	23		18	71.66	20	11518	
	64	24		2	1	24			23	23		22	66.13	1	11980	
	65															
	66	1				1			1	1						
	67	10		2		10			10	9		1		7	7857	
	68	8				8			8	8				7	9142	
	69	3		2		3		1	3	3		1		28	9089	
	70															
	71	20		1	1	20			19	19		1		18	9416	
	72	23		3		23		1	23	23		2		18	19083	
	73	23		4		23		1	23	23		4	51.25	18	9305	
	74	9		2		9			9	9		2		6	7833	
	75	3				3			3	3				3	6833	
	76	13				13			13	13		1		10	7600	
	77	15				15			15	15		2		11	9772	
	78	12				12			12	12		2		9	9000	
	79	11		2		13			13	13		5	43.00	9	18722	
	80	12		5		16			16	16		4	62.50	12	9375	
	81	17		4		16			16	16						
	82															
	83	14		2		14			14	14		2		10	17150	
	84	7				7			7	7				4	9250	
	85	9				9			9	9				9	7611	
	86	15		2		16			17	16		1		15	8733	
	87	14				14			21	21		7	51.14	11	9554	
	88	16		1	1	18		2	17	17		1		12	10083	
	89	17				17			17	17		2		14	9357	
	90	15		2		17			16	16		1		14	7178	
	91	15		1		16			11	11		2		8	9500	
	92	9		2		11			11	11		1		8	9500	
	93	29		7		36		2	36	36		7	59.00	24	9604	
	94															
	95	4				4			4	4				4	5400	
	96	15		3		14			14	14		3	58.33	10	6050	
	97	7		2		9			9	9		2		7	5500	
	98	12				12		2	12	12				11	4327	
	99	16		4		16		1	16	16		4	41.25	12	9608	
	100	17		2		17			17	17		2		15	7420	
	101	6		1		7		2	7	7		1		5	10200	

<sup>1</sup>For renter - occupied dwelling units and vacant nonseasonal not dilapidated units, for rent.  
<sup>2</sup>For owner - occupied dwelling units and vacant nonseasonal not dilapidated units, for sale only.

HOUSING—BLOCK STATISTICS

Table 3.—CHARACTERISTICS OF HOUSING FOR CENSUS TRACTS, BY BLOCKS: 1950—Con.

Census tract	Block	All dwelling units by occupancy and tenure					All dwelling units by condition and plumbing facilities			Occupied dwelling units			Contract monthly rent <sup>1</sup>		Value <sup>2</sup> of one-dwelling-unit structures	
		Total	Owner occupied	Renter occupied	Vacant non-seasonal not dilap., for rent or sale	Other vacant and non-resident	Number reporting	No private bath or dilap.	No running water or dilap.	Total	Persons per room		Number reporting	Average monthly rent (dollars)	Number reporting	Average value (dollars)
											Number reporting	1.51 or more				
34	102	4	1	3		4	1		4	4	1	3	25.66	1		
	103	20	12	8		20	2		20	20		8	40.87	10	6,590	
	104	21	13	8		21			21	21		8	78.75	11	7,927	
	105	10	9		1	9			9	9		9		9	6,088	
	107	14	12	2		14			14	14		2		11	6,409	
	108	17	16	1		17	1	1	17	17		1		16	7,062	
	110	18	15	3		18			18	18		3	27.66	15	6,333	
	111	10	7	3		9	1		10	9	2	2		5	6,920	
	112	13	10	2		11	2	2	12	12		2		6	5,200	
	113	18	10	8		18	4		18	18	1	8	42.12	8	4,737	
	114	14	10	3		13	1		13	13	1	3	71.66	7	8,114	
	115	17	14	3		17	1		17	17	1	3	53.33	12	6,358	
	35	1	13	8	5		13	1	1	13	13	2	5	54.00	8	7,937
		3	3	2	1		3	2	1	3	3	1	1		2	
		5	1				1			1	1		1			
6		13	12	1		13			13	13		1		12	10,275	
7		15	14	1		14			15	14		1		12	10,083	
8		11	10	1		10			11	10				10	9,810	
9		8	8			6			8	6				6	9,750	
10		7	4	3		7			7	7		3	50.00	4	6,250	
11		11	9	2		11			11	11	1	2		8	5,625	
12		20	16	3		20	2		19	19		3	31.66	16	8,293	
13		13	9	4		13	1		13	13		4	66.25	7	9,714	
14		7	1	1		7	1		7	7		1		6	7,333	
15		7	3	4		7	2	2	7	7		4	35.00	2		
17		4	2	2		4			4	4	1	2		2		
18		6	6			6			6	6				5	10,300	
19		61	53	7	1	61	7	1	60	60	1	8	56.87	52	8,865	
20		16	9	5	2	16			14	14		5	63.20	9	9,711	
21		35	34	1		32	1		35	32		1		32	10,478	
22		13	10	3		13	3	1	13	13	1	3	79.00	9	10,122	
23		3	3			3			3	3				3	7,933	
24		6	4	2		6			6	6	2	2		1		
25		5				5			5	5		2		3		
26		3	3	2		3			3	2		2		2	7,666	
27		3	3			3			3	2		3		13	8,815	
32		17	14	3		17	4	4	17	17		3	31.66	13	7,470	
36		10	10			10	1		10	10		2		10	7,470	
37		7	5	2		7			7	7		2		5	8,000	
39		2				2			2	2		4	42.00	4	9,125	
41		11	6	5		11	2		11	11						
43		2				2			2	2		1		1		
44		12	11	1		12			12	12	1	1		1	8,309	
45		16	15	1		16			16	16	1	1		1	8,720	
46		21	21			21			21	21		2		2	8,580	
47		2				2			2	2		1		3	3,400	
48		5	4	1		5	1		5	5	1	1		7	4,628	
49		1				1			1	1		1		3	9,500	
50	8	7	1		8	2	2	8	8		1		7	4,628		
51	3	3			3			3	3	1	1		3	9,500		
52	2				2			2	2				3	5,500		
53	3	3			3	2		3	3	1			3	5,500		
54	9	7	2		9	4	2	9	9	3	2		6	5,750		
55	1				1			1	1							
56	24	22	1	1	24			23	23		1		22	8,804		
57	4	4			4			4	4				4	8,800		
58	8	8			8			8	8				4	10,250		
59	13	11	1		13			12	12		1		1	9,936		
60	1				1			1	1				3	6,666		
62	3	3			3	1	1	3	3							
63	1				1			1	1							
64	4	1	3		4	3	3	4	4		3	26.00	1			
65	1				1			1	1							
66	3	3			3			3	3				3	11,333		
67	4	2	2		4	4	3	4	4	1	2					
68	4	3			4			4	3							
69	4	3	1		4	2	2	4	3		1		2			
70	5	5			5			5	5		1		4	8,666		
71	3	3			3	1		4	5				4	9,750		
72	1				1			1	3				3	12,333		
73	1				1			1	1							
77	1				1			1	1							
78	4	4			4			4	4				3	10,333		
79	6	4	2		6	1	1	6	6		2		4	4,500		
80	4				4			4	4				2			
81	1				1			1	1							
36	1	6	4	2		6			6	6		2		4	10,000	
	2	18	15	3		18			18	18		1		15	8,633	
	3	11	11			11			11	11				11	9,881	
	4	7	5	2		7			7	7		1		5	12,000	
	5	13	12	1		13			13	13		1		10	8,250	
	6	21	17	3		21			21	21		3	55.00	17	14,676	

<sup>1</sup>For renter - occupied dwelling units and vacant nonseasonal not dilapidated units, for rent.  
<sup>2</sup>For owner - occupied dwelling units and vacant nonseasonal not dilapidated units, for sale only.



Table 3.—CHARACTERISTICS OF HOUSING FOR CENSUS TRACTS, BY BLOCKS: 1950—Con.

Census tract	Block	All dwelling units by occupancy and tenure					All dwelling units by condition and plumbing facilities			Occupied dwelling units			Contract monthly rent <sup>1</sup>		Value <sup>2</sup> of one-dwelling-unit structures	
		Total	Owner occupied	Renter occupied	Vacant non-seasonal not dilap., for rent or sale	Other vacant and non-resident	Number reporting	No private bath or dilap.	No running water or dilap.	Total	Persons per room		Number reporting	Average monthly rent (dollars)	Number reporting	Average value (dollars)
											Number reporting	1.51 or more				
36	7	16	15	1		15			16	16				14	10,785	
	8	25	23	2		24			25	25				19	15,078	
	9	13	9	4		10			10	10				7	11,485	
	10	13	11	2		13			13	13				8	12,812	
	11	18	14	4		16			18	18			56.25	13	13,230	
	12	3	3			3			3	3				3	14,666	
	13	18	16	2		17		1	18	18				15	11,806	
	14	26	23	3		26			26	26			88.33	18	14,194	
	15	20	19	1		20			20	20				18	18,194	
	16	21	21			20			21	19				20	11,950	
	17	25	23	2		23			25	25	1			18	11,227	
	18	13	10	3		12			13	12				18	12,250	
	19	18	17	1		18			18	18				16	14,312	
	20	8	7	1		8			8	8				5	14,400	
	21	14	13	1		14			14	14	1			11	12,318	
	22	11	9	2		11			11	11				9	11,388	
	23	15	14	1		15			15	15				14	10,214	
	24	27	26	1		26			27	27				26	12,223	
	25	9	8	1		9			9	9				7	9,285	
	26	24	24			24			24	24				23	11,208	
	27	21	20	1		21			21	21				19	8,510	
	28	1														
	29	20	13	6		20	1		19	19			66.66	13	9,038	
	30	1														
	31	25	25			25			25	25				24	10,287	
	32	26	26			26			26	26				25	10,112	
	33	24	24			24			24	24				23	11,404	
	34	19	15	4		19			19	19			70.50	13	7,230	
	35	16	13	2		16			15	15				10	7,770	
	36	5	5			5	1		5	5				4	9,125	
	37	27	25	2		24	1	1	27	24	1			23	11,165	
	38	23	23			22			23	23				22	12,750	
	39	22	20	2		22			22	22				20	13,825	
	40	14	14			13			14	14				12	10,541	
	41	16	14	2		15	1	1	16	15				10	12,770	
	42	26	25	1		26			26	25				21	10,357	
	43	11	11			11			11	10				10	11,800	
	44	37	32	4		35	1		36	35				27	11,122	
	45	18	18			18			18	18			27.66	17	11,029	
	46	3	3			2			3	3				1		
	47	12	11	1		12			12	11				11	12,363	
	48	10	8	2		9			10	9				8	13,312	
	49	28	27	1		28	1	1	28	28				26	13,942	
	50	23	23			22			23	23				21	12,523	
	51	27	22	4		19			26	18				18	14,416	
	52	18	18			18	1	1	18	18				17	12,605	
	53	17	14	3		17			17	17			46.66	14	10,092	
	54	14	13	1		14			14	14				13	10,338	
	55	18	15	2		18	2	2	17	17				13	8,876	
	57	7	7			7			7	7				7	8,714	
	58	13	13			13			13	13				12	8,116	
	59	14	12	2		14			14	14				12	6,375	
	60	21	19	2		21			21	21				19	8,878	
	61	9	8	1		9			9	9				8	9,625	
	62	17	14	2		17			16	16				14	14,500	
	63	25	25		1	25			25	25				25	15,480	
	64	20	17	3		20			20	20			34.00	15	9,300	
	65	10	8	2		10			10	9				8	10,125	
	66	9	7	2		9			9	9				7	9,642	
	67	22	22			22			22	22				22	9,922	
	68	24	20	4		23			24	23				19	11,157	
	69	26	24	2		25			26	25				22	15,113	
	70	19	17	2		17			19	17				16	13,875	
	71	13	10	2		13			12	12				10	9,180	
	72	20	18	2		20	2	1	19	18				18	11,638	
	73	24	24		2	24			24	24	1			24	11,583	
	74	29	28			29			28	26				28	12,635	
	75	23	22	1		23			23	22				22	11,386	
	76	23	19	4		23			23	23				18	11,305	
	77	21	19	2		21			21	21			48.66	18	11,433	
	78	17	15	1		17			16	16				15	8,173	
	79	28	24	4	1	28			28	28			16.25	22	9,650	
	80	2														
	81	16	15	1		16			16	16				15	12,353	
	82	2														
	83	25	22	2		25	23	23	24	24	1			2	7,166	
	84	6	4	2		6			6	6				3	7,166	
	85	18	8	9		18	3	2	17	17			55.00	8	8,700	
	86	21	18	3		21	1		21	21			48.33	18	7,172	
	87	19	15	3		19	1	1	18	18			54.33	15	9,666	
	88	21	21			20			21	21				21	12,309	
	89	18	18			18			18	18				17	11,323	
	90	23	22	1		23			23	22				22	11,990	
	91	14	12	1		14			13	13				11	10,000	
	92	11	11		1	11			11	11	1			11	11,500	
	93	23	22	1		23			23	23				21	11,585	
	94	21	21			20			21	20				19	12,631	

<sup>1</sup>For renter - occupied dwelling units and vacant nonseasonal not dilapidated units, for rent.  
<sup>2</sup>For owner - occupied dwelling units and vacant nonseasonal not dilapidated units, for sale only.

HOUSING—BLOCK STATISTICS

Table 3.—CHARACTERISTICS OF HOUSING FOR CENSUS TRACTS, BY BLOCKS: 1950—Con.

Census tract	Block	All dwelling units by occupancy and tenure					All dwelling units by condition and plumbing facilities			Occupied dwelling units			Contract monthly rent <sup>1</sup>		Value <sup>2</sup> of one-dwelling-unit structures		
		Total	Owner occupied	Renter occupied	Vacant non-seasonal not dilap., for rent or sale	Other vacant and non-resident	Number reporting	No private bath or dilap.	No running water or dilap.	Total	Persons per room		Number reporting	Average monthly rent (dollars)	Number reporting	Average value (dollars)	
											Number reporting	1.51 or more					Occupied by non-white
36	95	22	18	4					22	22							
	96	25	23	2					25	25		4	77.50	17	13,588		
	97	13	13						13	13		2		23	7,643		
	100	26	26				2	1	13	13	1			13	7,830		
	101	2							25	25	5			1			
	102	1															
	103	7	6	1					7	7		1		6	5,250		
	104	11	10		1				11	10	1			9	5,744		
	105	17	17				1	1	17	17				17	6,700		
	106	12	11	1			1		12	12		1		9	6,755		
37	1	17	13	4					17	16		3	38.33	11	7,590		
	2	18	16	2					17	17		1		13	7,076		
	3	17	14	3					17	14		3	48.33	12	10,500		
	4	29	28	1					28	27		1		24	9,970		
	5	23	22	1				3	23	23		1		22	8,536		
	6	17	16	1					17	17		1		15	6,953		
	9	25	19	5					17	17		5		15	7,533		
	10	21	20	1	1				21	21	1		33.40	19	10,436		
	11	26	25	1					26	26		1		25	11,188		
	12	18	17	1					18	17		1		15	8,613		
	13	19	17	2					19	19		2		15	9,600		
	14	11	11						11	10				11	11,181		
	15	23	23						23	23				22	12,886		
	16	18	17	1					18	18		1		17	12,735		
	17	27	24	2	1				25	24		3	120.00	21	10,452		
	18	19	17	2					19	19		2		16	10,550		
	19	22	20	2					22	22		2		19	10,152		
	20	9	8	1					9	9		1		8	9,187		
	21	6	3	3					6	6	2	3	37.66	1			
	22	1															
	23	14	13	1					14	14		1		12	9,358		
	24	24	21	2	1				24	23		2		20	10,200		
	25	20	16	4				1	20	20		3	60.66	14	10,571		
	26	19	19						19	19				19	10,473		
	27	15	15						15	15				13	11,100		
	28	24	24						24	24	1			23	14,652		
	29	18	18						17	18				16	13,406		
	30	10	10						10	10				10	14,100		
	31	5	5						5	5				5	11,800		
	32	28	27	1					28	28		1		27	12,166		
	33	15	15						15	15				14	11,464		
	34	30	26	4				1	30	30	1	4	56.25	25	11,900		
	35	14	12	2					14	14		2		12	11,000		
	36	31	28	1	2				31	29	1	1		25	10,060		
	37	2															
	38	1															
	41	10	9	1					10	10				9	10,388		
	42	16	15	1					16	16		1		12	10,608		
	43	29	21	8					29	29		8	87.50	21	12,214		
	44	21	21						21	21	1			21	13,800		
45	33	30	2		1			33	32	1			29	14,186			
46	20	20						20	19				20	11,945			
47	11	11						11	11				11	14,727			
48	10	10						10	10				10	12,900			
49	8	8						8	8				8	13,937			
50	19	19						19	19				18	15,111			
51	13	12	1					13	13				12	14,250			
52	17	12	5					17	17		4	81.25	12	14,750			
53	16	14	2					16	16		1		14	13,571			
54	8	8						8	8				8	18,375			
55	39	35	4					35	35		2		33	14,342			
56	8	8						8	8				7	11,071			
57	24	23	1					24	24		1		22	15,681			
58	10	9	1		1			10	9				9	13,533			
59	10	8	2					10	10		2		7	14,714			
60	28	28						28	28				28	13,946			
61	24	22	2		1	1		24	22				22	13,631			
62	9	9						9	9				9	13,833			
64	22	19	1		2			22	20	2	1		17	10,205			
65	6	4	1	1				6	5	1	1		4	10,125			
66	1																
67	12	9	3					12	12	1	3	63.00	9	11,811			
68	7	7						7	7				6	6,416			
69	7	5	2					7	7	1	2		5	6,200			
38	1	56	23	33					56	54	20	1	30	41.76	7	5,500	
	2	40	21	19					40	39			15	6,433	4	6,750	
	3	88	17	70	1				87	75	4	1	60	50,488	2		
	4	66	22	44					57	66	2		37	49,944	10	7,720	
	5	100	17	83					91	15			74	49,744	4	8,500	
	6	27	27	3	3				60	59	11	2		32	48,755	15	71,333
	7	14	9	5					14	14				5	8,875		
	10	27	25	2					27	27	1			8	8,875		
	11	20	18	2					20	20	1			23	10,895		
														15	10,933		

<sup>1</sup>For renter - occupied dwelling units and vacant nonseasonal not dilapidated units, for rent.  
<sup>2</sup>For owner - occupied dwelling units and vacant nonseasonal not dilapidated units, for sale only.

Table 3.—CHARACTERISTICS OF HOUSING FOR CENSUS TRACTS, BY BLOCKS: 1950—Con.

Census tract	Block	All dwelling units by occupancy and tenure					All dwelling units by condition and plumbing facilities			Occupied dwelling units			Contract monthly rent <sup>1</sup>		Value <sup>2</sup> of one-dwelling-unit structures	
		Total	Owner occupied	Renter occupied	Vacant non-seasonal not dilap., for rent or sale	Other vacant and non-resident	Number reporting	No private bath or dilap.	No running water or dilap.	Total	Persons per room		Number reporting	Average monthly rent (dollars)	Number reporting	Average value (dollars)
											Number reporting	1.51 or more				
38	16	29	25	4					29	29	1		66.25	22	15,090	
	17	29	23	4	1	1			27	27	1		52.00	20	11,375	
	18	23	14	9					23	23			54.42	11	11,409	
	19	21	16	5					21	21		1	56.20	15	12,233	
	20	60	19	41					60	59	2	1	59.07	10	8,830	
	21	77	17	60					77	74	4	4	44.65	5	7,780	
	22	50	22	27	1			1	49	47		1	47.92	4	7,500	
	23	97	16	80		1			96	89	6	6	46.91	5	6,800	
	24	17	7	10					17	15	1	1	47.14	3	6,833	
	25	93	19	74					82	41	6	7	38.18	2		
	27	21	15	6					21	21			54.00	13	10,553	
	28	18	17	1					18	18	1	1		17	11,558	
	29	18	14	4					18	18			60.00	13	11,692	
	30	23	20	3					23	23			61.66	17	15,176	
	31	23	23						23	23				22	12,000	
	33	12	9	3					12	12				9	14,555	
	34	21	18	3					21	21			48.33	17	12,794	
	35	25	21	4					22	22			51.00	14	12,000	
	36	34	23	11					34	34		11	59.72	21	13,509	
	37	61	24	36	1				58	17	4		44.25	15	7,400	
	38	19	10	8	1				19	18			46.77	9	6,875	
	39	16	14	2					16	12				10	15,750	
	40	27	22	5					27	27			56.20	15	9,486	
	41	18	12	6					18	18			57.50	15	8,011	
	42	21	14	7					21	21	1	1	40.71	14	7,107	
	43	25	15	9	1				24	24			50.00	11	7,090	
	44	26	21	5					26	26			55.30	19	8,842	
	45	37	25	11	1				36	34	4	4	53.83	17	8,588	
	46	22	17	5					22	22			65.00	15	11,600	
	47	13	11	1		1			13	12	1			11	10,045	
	48	23	17	6					23	23			72.16	14	9,835	
	49	18	13	4		1			18	16			36.00	13	7,346	
	50	30	18	12					30	17	4	3	34.45	13	3,692	
	51	57	35	22					56	57			42.04	26	5,380	
	52	7	5	2					7	7				5	8,100	
	53	38	29	8		1			38	37	1		59.16	26	8,484	
	39	1	88	11	77				88	87			76	47.11	4	3,875
2		8	5	3				8	8			3	51.66	4	6,500	
3		53	2	51				53	53			48	47.16	1		
4		14	2	11		1		14	13	1		11	34.27	1		
5		37	15	22				37	37			21	33.23	11	5,390	
6		45	12	33				44	45		1	33	39.66	2		
7		63	11	52				62	63		1	51	48.27	3	7,666	
8		136	2	133	1			133	133			129	53.16			
9		25	11	14				24	24		1	14	45.21	8	7,437	
10		27	5	22				27	23		1	17	39.35			
11		54	25	29				49	51			26	48.34	11	6,909	
12		50	27	23				50	43			20	53.75	11	6,863	
13		29	11	18				28	28		2	18	39.50	5	6,500	
14		31	16	15				31	31		3	13	34.38	12	6,958	
15		24	16	8				24	24			7	47.00	13	5,730	
16		27	9	18				27	27			17	28.76	8	5,500	
17		30	18	12				30	30		3	12	33.50	13	7,300	
18		38	18	20				38	38		1	20	25.00	12	4,691	
19		28	15	12		1		28	27		2	10	25.30	8	7,250	
20		38	14	24				38	37		1	23	40.08	10	7,150	
21	89	28	59		2		84	86			59	42.42	12	7,833		
22	173	17	156				160	173		3	142	49.57	2			
23	32	4	27		1		32	31		1	27	47.88	1			
24	55	12	43				51	55		2	40	46.40	4	8,375		
25	69	21	47		1		69	67		3	45	51.80	12	5,625		
26	87	43	44				87	87		1	44	60.00	31	9,225		
40	1	28	12	16			26	28		2	13	49.84	6	6,550		
	2	108	11	95		2	80	106		6	85	37.25	3	5,833		
	3	222	17	202		1	202	219		3	199	38.75	6	7,000		
	4	151	10	138			149	148			132	49.39				
	5	112	16	91		1	110	107		2	88	39.23	7	6,214		
	6	71	9	59			71	68		2	61	45.22	3	6,666		
	7	49	21	27		1	49	48		2	28	46.24	10	5,700		
	8	30	4	24			24	28			23	46.24	1			
	9	40	5	33			38	38		7	33	51.42				
	10	132	17	113		2	130	75		1	129	45.33	1			
	11	97	12	84			96	24		4	81	50.85	2			
	12	31	7	23		1	28	17		7	23	46.85	1			
	13	4	1	3			4	4			3	51.33	1			
	14	22	4	14		3	21	15		1	18	40.76	3	10,666		
	15	62	20	42			62	11			41	51.53	10	7,300		
	17	66	12	54			62	11			48	72.10	8	13,812		
	18	9	4	5			8	8			2	2		4	11,250	
	19	98	48	48		2	89	2		2	91	69.76	16	9,056		
	20	46	7	39			34	1		1	41	53.70	3	7,333		
	23	17	2	15			16	5			17	55.38				
24	81	9	72			80	19	16		81	68	48.80	2			

<sup>1</sup>For renter - occupied dwelling units and vacant nonseasonal not dilapidated units, for rent.  
<sup>2</sup>For owner - occupied dwelling units and vacant nonseasonal not dilapidated units, for sale only.

HOUSING—BLOCK STATISTICS

Table 3.—CHARACTERISTICS OF HOUSING FOR CENSUS TRACTS, BY BLOCKS: 1950—Con.

Census tract	Block	All dwelling units by occupancy and tenure					All dwelling units by condition and plumbing facilities			Occupied dwelling units			Contract monthly rent <sup>1</sup>		Value <sup>2</sup> of one-dwelling-unit structures		
		Total	Owner occupied	Renter occupied	Vacant non-seasonal not dilap., for rent or sale	Other vacant and non-resident	Number reporting	No private bath or dilap.	'No running water or dilap.	Total	Persons per room		Number reporting	Average monthly rent (dollars)	Number reporting	Average value (dollars)	
											Number reporting	1.51 or more					Occupied by non-white
40	25	59	5	50	4	59	17	4	55	55	2	1	53	61.54	1		
	26	47	3	42		47	16		45	45	6		41	49.39			
	27	63	8	55		63	51		63	62	8		55	36.20	2		
	28	3	1	2		3	1		3	3			1		1		
	29	24	2	22		23	6		24	22	1		22	40.81			
	30	15	1	14		15	1		15	15			14	43.50			
	31	50	8	39		48	3	3	47	44	8		38	36.92	3	60.00	
	32	35	2	32		35	2	2	34	34	1		32	39.53	2		
	33	13	3	10		13	8		13	13	1		10	42.10	1		
	34	55	5	49		55	4	6	54	53	7		49	35.14	1		
	35	14		13		13	6		13	12	2		13	41.23			
	36	6		6		6	4		6	6			6	37.66			
41	1	9	3	6		9	3	2	9	8	3		4	43.75	2		
	2	72	2	70		66	35	1	71	67	9		65	43.18	1		
	3	52	2	49		50	44		51	50	3		47	38.38			
	6	14	1	13		14	10		14	14	3		13	19.46			
	7	17	13	4		14	11		17	15			3	43.00			
	8	48	14	34		45	16		48	48	1		33	47.51	2		
	9	24	15	19		24	1	1	24	23			18	50.55			
	10	12	6	5	1	10			11	11			6	58.00	4	9,500	
	12	62	26	34		60	2	2	60	57	3		29	72.79	5	13,400	
	13	57	4	53		55	24	1	57	55	2		49	51.69	1		
	15	22	4	18		21	1	1	22	20		1	18	37.27			
	16	25	2	23		23	18		25	25	4		21	39.66			
	17	12		12		12	6		12	12	1		11	39.45			
	18	1															
	19	34		34		29	25		34	34	5		32	33.34			
	20	33	4	29		32	16		33	33		1	27	47.11			
	21	112	2	108		102	1	1	110	105			102	55.24			
	22	49	1	48		47	35	1	49	43			47	48.93			
	23	38	3	26		34	7		29	11	3		25	101.40			
	24	74		74		74	19		74	74	2		69	44.05			
	25	82	1	80		82	64	15	81	81	16		79	44.92			
	26	19		19		19			19	19			17	50.00			
	27	13	2	11		13	1		13	13			11	53.45			
	28	6		5		6			6	6			5	84.20			
29	37	1	34	1	37	7		35	35	2		32	61.56				
30	50	7	42		49	4		49	49		1	41	68.48	5	20,500		
31	11	6	5		10	2		11	10			5	55.60	3	6,666		
33	47	6	40		47	4		46	46			39	54.53				
34	10	2	7		10	2		9	9			7	55.28				
35	9		9		9	5		9	9	1		9	55.77				
36	10	3	6		10	6		9	9			6	54.16				
38	47	3	40	1	46	21	18	43	42		1	39	48.82				
40	28	2	27		26	2		27	26			25	42.38				
41	78		76		75	9		78	75			73	46.57				
41	30	1	29		26	17		30	27	3		25	38.84				
42	1	45	6	39		43	1	45	42	2		38	56.73				
	2	53		44		53	7	53	52			40	64.12	4	11,500		
	4	40		32		40	8		39	39	1		42.80	10	1,180		
	4	45		39		44	10	1	44	44	4		42.80	8	2,377		
	5	35		26		33	1	1	33	33	3		42.82	4	700		
	6	36		23		34	1		33	33			63.88	1	8,500		
	7	20		15		17	1		20	20	3		49.00	2			
	8	16		11		16	3		16	16		3	11	59.27	3	11,333	
	9	24		8	1	24	1		23	23			11	55.25	4	8,750	
	10	24	10	14		22	2		24	22			12	48.83	7	8,357	
	11	42	9	33		39	4	1	42	39			31	49.03	4	4,375	
	12	32	9	15	7	32	4	1	24	23			22	73.77	4	6,875	
	14	46	9	36	1	46	6		45	45	2		33	78.33	5	6,400	
	15	30	7	22		30	6		30	30			22	62.18	5	7,500	
	16	19	8	12		19	9		19	19			10	50.30	4	7,750	
	17	20	1	19		19	2		20	19	1		8	52.75	8	7,625	
	18	14	5	8		14	1		14	14	2		8	66.25			
	19	38	10	28		37	1	1	38	38	1		26	94.61	7	4,200	
	20	6	5	2		10	5		10	10			4	62.50	1		
	21	5	3	2		5	1	1	5	5			2		1	7,750	
	22	37	4	33		36	1		37	36			26	71.61	3	9,000	
	23	73	8	66		74	8		74	71			66	43.00	5	7,700	
	24	35	2	27		33	4		35	35	1		26	52.19	3	9,138	
	25	37	15	18		37	4		37	35			33	53.84	18	8,166	
	26	23	1	18		23	1		23	23			19	61.66	13	8,953	
	27	40	2	20		37	11		40	40	1		30	46.66	16	9,218	
	30	18	4	14		18	3		18	18	1		14	48.84	12	12,000	
	30	18	4	14		18	3		18	18	1		14	50.65	1		
	43	1	52	12	38	2	50	7	50	47		1	31	74.48	8	12,875	
		2	51	16	35		44	13	51	43			30	52.60	4	12,750	
3		111	12	96	2	99	21	12	108	96		76	68.00	1			
4		55	10	41	3	50	4		51	50	3		37	88.89	6	18,083	

<sup>1</sup>For renter - occupied dwelling units and vacant nonseasonal not dilapidated units, for rent.  
<sup>2</sup>For owner - occupied dwelling units and vacant nonseasonal not dilapidated units, for sale only.

Table 3.—CHARACTERISTICS OF HOUSING FOR CENSUS TRACTS, BY BLOCKS: 1950—Con.

Census tract	Block	All dwelling units by occupancy and tenure					All dwelling units by condition and plumbing facilities			Occupied dwelling units			Contract monthly rent <sup>1</sup>		Value <sup>2</sup> of one-dwelling-unit structures		
		Total	Owner occupied	Renter occupied	Vacant non-seasonal not dilap., for rent or sale	Other vacant and non-resident	Number reporting	No private bath or dilap.	No running water or dilap.	Total	Persons per room		Occupied by non-whites	Number reporting	Average monthly rent (dollars)	Number reporting	Average value (dollars)
											Number reporting	1.51 or more					
43	5	16	4	11		1	15	1	15	15			11	55.27			
	6	17	8	9			17	1	17	17			8	56.50		8,000	
	7	38	18	20			38		38	38			20	52.10	12	7,083	
	8	20	3	17			20		20	20			16	61.62	2		
	9	12		12			12	1	12	11			12	46.75			
	10	24	7	17			24	7	24	24		1	14	58.42	2		
	11	25	2	23			25		25	25			20	26.65	1		
	12	46	11	35			44	16	46	44		4	33	64.24	2		
	13	22	6	16			19		22	19			14	84.50	4	13,625	
	14	18	6	10		2	16		16	15			5	46.00	4	15,500	
	16	67	4	63			63		67	63			51	74.41	1		
	17	21	9	12	3		17	2	18	14	3		7	67.00	5	22,500	
	18	12		12			12		12	12	2		3	86.00	1	11,444	
	19	17	8	9			17		17	17			9	66.00	5	12,200	
	20	26	13	15			26		26	26			15	58.97	10	8,700	
	21	47	13	34			45	10	47	45	1		32	60.18	9	9,166	
	22	13	6	7			13		13	12			7	119.28	6	17,916	
	23	12	4	8			12		12	11			7	104.85	4		
	24	14	4	9		1	14		14	14		1	4	151.00	4	19,125	
	25	16	4	11			15	2	15	15			11	60.27	1		
	26	12	7	5		2	12		10	10			3	73.33	6	12,083	
	27	47	8	37		1	41		46	46			32	112.46	5	14,760	
	28	9	5	4		2	9		7	7			2	7.00	4	17,825	
	29	44	8	36			40		44	44			2	22.00	2		
	30	10	9	1			10		10	10			7	71.00	2	8,200	
	31	18	9	9			18	3	18	17			7	37.00	5	5,771	
	32	35	7	28			35		35	35			2	7.00	7	6,300	
	33	11	5	6			11		11	11			5	48.60	8	8,600	
	34	18	1	17			18	1	18	16			13	113.54	5	7,400	
	38	15	3	11	1		15		14	14			12	85.41	2		
	39	32	17	15		2	32		30	30			12	48.91	12	8,333	
	40	14	10	4			14		14	14			4	42.50	9	13,111	
	41	21	19	2			21		21	21			3	70.00	3		
	42	33	11	22			33		33	33	1		8	59.50	3	6,833	
	43	44	5	39			44	1	44	40			1	200.00	3	7,611	
	44	47	1	46			47	2	47	47			1	19.7	3	6,666	
	48	47	9	38			47		47	47			1	7.00	1		
	49	16	11	5			16		16	16			1	53.33	6	5,500	
	50	18	9	9			18		18	16			1	50.20	11	10,090	
	51	9	9				9		9	9			9	46.77	6	8,283	
	52	24	17	7			24		24	18			1	7.00	6	8,916	
53	20	16	4			20		20	20			7	75.00	15	8,720		
54	20	16	4			20		20	20			4	69.50	12	8,500		
55	16	9	7			16		16	16			4	45.00	9	9,755		
56	19	10	9			19		19	16			7	32.00	7	14,928		
57	19	14	5			19	2	19	19			9	42.55	9	13,166		
58	17	14	3			17	2	17	16		1	3	29.66	9	12,333		
59	9	7	2			9		9	9			2	7.00	7	5,528		
60	2					2		2	2			1	53.33	1			
61	8	6	2			8		8	8			1	7.00	3			
62	15	10	5		2	15		15	15			5	50.20	5	9,300		
44	1	61	28	33		48	6	61	56			31	68.64	15	8,246		
	2	13	5	8		9		13	12			7	67.00	2			
	4	1	1	2		2		2	2			1	7.00	1			
	5	21	11	10		20	3	21	20			10	60.30	8	8,687		
	6	30	14	16		26		30	28		1	15	61.33	7	8,114		
	8	1							1				1	7.00	1		
	9	40	22	18		33	1	40	39			18	71.83	11	8,818		
	10	45	23	22		38	2	45	45			21	52.66	11	7,618		
	11	44	22	22		34		44	44		2	20	48.30	14	8,500		
	12	19	12	7		17	10	19	17			5	52.40	11	8,572		
	13	2							2				9	58.00	5	8,200	
	14	19	8	11		19	2	19	19	1			2	7.00	9	7,555	
	17	13	10	2	1	11		12	11				2	7.00	2		
	19	3	3			3		3	3				3	7.00	3		
	20	24	14	9		23	6	23	22				9	56.66	11	9,000	
	24	5	5			5		5	5				3	46.00	5	4,600	
	25	11	8	3		11		11	11				3	40.66	8	7,700	
	26	12	9	3		12		12	10				3	70.00	7	8,142	
	27	14	13	1		13		14	14				1	7.00	12	8,041	
	28	13	10	2		13		13	11				2	7.00	9	6,222	
	29	4	1	3		2		4	3				3	44.33	3		
	31	19	16	3		19		19	19				3	61.66	15	8,733	
	32	12	11	1		12		12	12				1	7.00	7	8,714	
	33	13	11	2		13		13	13				12	8.33	12	8,833	
	34	17	16	1		16		17	16				11	8.38	11	8,381	
	35	23	11	12		23		23	21				10	8.90	10	8,900	
	36	19	9	10		19	2	18	18		1		9	48.55	7	6,428	
	37	24	15	9		23	3	24	24		2		9	40.00	12	7,250	
	38	19	15	4		18		19	17				4	43.50	14	7,035	
	39	12	7	5		11		12	12				5	30.00	7	6,571	
	40	7				6		7	7		1		2	7.00	4	5,500	

<sup>1</sup>For renter - occupied dwelling units and vacant nonseasonal not dilapidated units, for rent.  
<sup>2</sup>For owner - occupied dwelling units and vacant nonseasonal not dilapidated units, for sale only.

HOUSING—BLOCK STATISTICS

Table 3.—CHARACTERISTICS OF HOUSING FOR CENSUS TRACTS, BY BLOCKS: 1950—Con.

Census tract	Block	All dwelling units by occupancy and tenure					All dwelling units by condition and plumbing facilities			Occupied dwelling units				Contract monthly rent <sup>1</sup>		Value <sup>2</sup> of one-dwelling-unit structures	
		Total	Owner occupied	Renter occupied	Vacant non-seasonal not dilap. for rent or sale	Other vacant and non-resident	Number reporting	No private bath or dilap.	No running water or dilap.	Total	Persons per room		Occupied by non-white	Number reporting	Average monthly rent (dollars)	Number reporting	Average value (dollars)
											Number reporting	1.51 or more					
44	42	23	19	4		1	23	5	3	23	23	1		4	51.25	18	6,272
	43	31	27	4			31	2		31	31		10	41.60	19	7,742	
	44	31	27	4			30	8		31	30	1	2		23	7,217	
	45	31	27	4			30	8		31	30				7	10,857	
	46	22	20	2			20	16		22	20		1		19	8,894	
	47	16	14	2			16	16		16	16		2		14	9,000	
	48	17	13	4			17	17		17	17		4	47.75	11	9,363	
	49	25	23	2			24	24		25	25	1	1		23	12,282	
	50	14	13	1			14	14		14	14		1		18	9,416	
	51	19	17	2			19	19		19	18		2		17	8,647	
	52	25	23	2			24	24		25	25		2		21	10,833	
	53	22	20	2		1	22	22		21	21		1		17	8,576	
	54	15	14	1			15	15		15	15		1		14	8,714	
	55	12	10	2			12	12	1	12	12		1		10	7,000	
	56	33	28	5			33	33		33	33		5	43.00	26	9,000	
	57	29	25	4			29	29	1	28	28		1		23	8,391	
	58	33	31	2			32	32		33	33		2		29	8,689	
	45	1	26	17	9		26	26		26	24			8	73.75	15	13,700
		2	26	20	6		26	26		26	25			5	59.60	17	10,876
		3	50	33	17		47	47		48	46		1		42	12,097	
4		39	11	28		29	29		29	29			18	96.11	9	13,333	
5		23	16	7		22	22		23	23			7	63.85	12	14,583	
6		23	20	3		22	22		22	22			2		19	15,342	
7		20	20	0		22	22		22	22			2		18	16,027	
8		18	18	0		18	18		18	18		1		16	20,406		
9		19	18	1		17	17		19	19			18		18	19,944	
10		24	22	2	1	24	24		23	23			1		20	16,100	
11		23	20	3		21	21		23	23			1		20	14,407	
12		20	18	2		19	19		20	20			1		18	13,555	
13		28	28	0	1	28	28	1	28	27			2		26	18,519	
14		17	17	0		17	17	1	17	17			4	100.00	12	14,750	
15		29	26	3		26	26	1	29	28			4		20	16,600	
16		10	10	0		10	10	1	10	10			3	49.50	7	10,000	
17		11	11	0		11	11		11	11			6	66.66	6	10,916	
18		11	11	0		11	11		11	11			3	53.12	30	10,083	
19		20	20	0		20	20	1	20	20		1		20	12,500		
20		25	25	0		25	25	1	25	25		1		23	86.66	23	11,891
21	21	20	1		21	21	1	21	21				20	16.75	20	16,750	
22	17	15	2	1	17	17	1	16	16			1		15	15,733		
23	9	9	0		9	9		9	9				1		9	17,111	
24	28	26	2		28	28		28	28			2		24	11,083		
25	21	21	0		22	22	1	22	22			1		19	10,578		
26	53	35	18	2	50	50	3	51	48			17	54.88	28	8,714		
27	44	36	8		43	43	1	43	43			7	49.71	31	9,854		
28	9	9	0		9	9	1	9	9					9	10,777		
29	12	10	2		12	12		12	12			1		10	11,510		
30	12	10	2		12	12		12	11			2		10	11,700		
31	13	13	0		13	13		13	13					13	13,000		
32	15	14	1		15	15		15	15			1		14	11,107		
33	11	11	0		11	11		11	11					11	9,272		
34	14	10	4		14	14		14	14			4	84.50	9	10,888		
35	32	18	14		32	32		32	31			12	48.58	15	11,566		
36	15	13	2		15	15		15	15			1		9	10,555		
37	17	16	1		17	17		17	17			1		16	9,656		
38	13	13	0		13	13	1	13	12					13	10,384		
39	26	24	2		25	25	1	25	25			1		24	9,583		
40	17	15	2		17	17		17	17			2		13	11,461		
41	33	32	1		32	32		33	33					32	11,796		
42	25	20	5		25	25		25	25			4	72.50	17	16,647		
43	13	13	0		13	13		13	13					13	14,222		
44	13	13	0		13	13		13	13					13	11,077		
45	20	19	1		20	20		20	20			1		19	18,500		
46	19	19	0		19	19		19	19					19	10,163		
47	11	11	0		11	11		11	11			1		19	10,163		
48	20	19	1		20	20		20	20					18	11,538		
49	28	28	0		28	28		28	28			2		18	11,088		
50	47	35	12		46	46		47	46		1		12	66.66	25	10,620	
51	2	2	0		2	2		2	2			1	70.16	32	11,787		
46	1	23	16	7		21	21		23	23			7	118.42	14	19,750	
	2	20	17	3		18	18		19	18			2	125.53	12	19,375	
	3	11	11	0		11	11		11	11				12	20,958		
	4	11	11	0		11	11		11	11				11	22,363		
	5	28	27	1		28	28		28	28		1		15	18,500		
	6	28	27	1		28	28		28	28			1		17	22,705	
	7	28	27	1		28	28		28	28			1		17	21,647	
	8	21	21	0		21	21		21	21			1		10	12,000	
	9	21	21	0		21	21		21	21			1		17	18,264	
	10	16	15	1		17	17		16	16			1		13	16,576	
11	12	12	0		12	12		12	12					10	18,000		
12	12	12	0		12	12		12	12					7	25,142		
13	12	12	0		12	12		12	12					15	19,566		
14	23	23	0	1	23	23		23	22			4	115.25	15	22,733		

<sup>1</sup>For renter - occupied dwelling units and vacant nonseasonal not dilapidated units, for rent.  
<sup>2</sup>For owner - occupied dwelling units and vacant nonseasonal not dilapidated units, for sale only.

Table 3.—CHARACTERISTICS OF HOUSING FOR CENSUS TRACTS, BY BLOCKS: 1950—Con.

Census tract	Block	All dwelling units by occupancy and tenure					All dwelling units by condition and plumbing facilities			Occupied dwelling units			Contract monthly rent <sup>1</sup>		Value <sup>2</sup> of one-dwelling-unit structures		
		Total	Owner occupied	Renter occupied	Vacant non-seasonal not dilap., for rent or sale	Other vacant and non-resident	Number reporting	No private bath or dilap.	No running water or dilap.	Total	Persons per room		Occupied by non-white	Number reporting	Average monthly rent (dollars)	Number reporting	Average value (dollars)
											Number reporting	1.51 or more					
46	15	22	22						22	22						22	17,354
	16	30	20	10					29	30			9	71.11	20	12,400	
	17	16	15	1					16	16			1		15	17,833	
	18	29	27	2					29	29					27	17,851	
	19	18	17	1					17	18					17	16,823	
	20	19	18	1					19	19			1		17	15,500	
	21	14	9	5					13	14			5	71.60	8	13,312	
	22	17	16			1			17	16			1		16	16,687	
	23	25	14	11					25	25			11	74.09	8	16,312	
	24	22	18	4					22	22			4	82.50	18	12,916	
	25	28	26	2					28	28			2		26	15,665	
	26	24	23	1					21	24					21	15,452	
	27	1															
	28	8	5	1	1	1			8	6			2		3	19,166	
	29	10	7	1					10	10					7	10,642	
	30	7	7						7	7	1		3		7	6,842	
	31	7	6			1			7	6					5	8,400	
	32	10	9	1					10	10			1		8	5,500	
	33	12	10	1		1			12	11			1		10	10,670	
	34	10	10						10	10					10	8,700	
	35	7	7						7	7	1				7	4,628	
	47	2	34	30	2	1	1		34	32			2		28	21,678	
		3	19	19					19	19					19	15,236	
		5	25	24	1				25	24					23	20,695	
		6	29	29					29	29	1	1			29	15,655	
		7	35	35					35	35					35	21,114	
		8	32	32					31	32					32	20,718	
		9	27	26	1				27	26				1		26	20,646
		10	18	16	1				18	16				1		15	29,800
		11	17	16	1				17	17				1		16	23,437
		12	22	21	1				22	22	1	1				20	25,950
		13	2							6	6			2		4	26,750
		14	6	4	2					11	11			1		9	32,388
		15	11	9	2					12	12					11	26,272
17		12	12						14	14			1		13	29,615	
18		15	13	1		1			12	12					11	25,454	
19		12	12						9	8					9	22,277	
20		10	10						5	5					5	22,400	
21		1							6	6					6	27,083	
22		5	5						5	5					4	27,625	
23		5	6	1					7	6					5	16,760	
24		6	6						10	9					6	21,916	
25		11	10	1					13	13			1		13	22,653	
26		13	13						11	11					9	24,444	
28		1							11	11			2		11	27,136	
29		12	9	2					12	11					7	26,142	
31		11	11						12	11	1	1			5	20,700	
32		12	12						5	4					5	23,500	
33		7	7						7	7					5	23,500	
34		14	12	2					14	13			1		10	22,600	
35		3	2	1					3	2					2	22,535	
36		16	15	1					15	15					14	22,535	
37		16	16						16	15					15	29,000	
38		12	11	1		1			11	11					11	27,181	
39		7	7						7	6					6	40,833	
40		5	5						5	5					5	38,000	
41		10	9	1					10	9					9	29,355	
42		12	12						12	10					10	33,700	
43		4	4						4	4					4	27,500	
44		2							7	7					6	50,833	
45		7	7						7	7					6	34,423	
46		15	14	1					14	14					13	41,000	
47		5	5						5	5					5	20,750	
48		3	3						3	3					2	27,083	
49		7	6	1					7	7					6	56,428	
50		8	8						8	8					7	27,083	
51		2	2						3	3					2	56,428	
52		3	3						3	3					3	27,083	
53	7	7						8	8					7	56,428		
54	8	8						3	3					3	27,083		
55	3	3						8	8					8	56,428		
56	3	3						3	3					3	27,083		
57	8	8						8	8					8	56,428		
58	3	3						3	3					3	27,083		
59	17	15	1		1			17	16					14	37,857		
60	13	13						13	13					13	20,038		
61	9	8	1					9	8					6	20,750		
62	9	9						9	9					9	20,833		
63	2							7	7					7	20,833		
64	7	6	1					4	4					4	20,750		
65	3	3						3	3					3	19,333		
66	2							4	4					4	26,500		
67	4	3	1		1			3	3					3	20,166		
68	3	3						3	3					3	20,166		
70	7	7						7	7					7	21,428		
71	12	12						12	12	1		1		12	22,291		
72	9	8	1					8	9					8	33,125		

<sup>1</sup>For renter - occupied dwelling units and vacant nonseasonal not dilapidated units, for rent.  
<sup>2</sup>For owner - occupied dwelling units and vacant nonseasonal not dilapidated units, for sale only.

HOUSING—BLOCK STATISTICS

Table 3.—CHARACTERISTICS OF HOUSING FOR CENSUS TRACTS, BY BLOCKS: 1950—Con.

Census tract	Block	All dwelling units, by occupancy and tenure					All dwelling units by condition and plumbing facilities			Occupied dwelling units				Contract monthly rent <sup>1</sup>		Value <sup>2</sup> of one-dwelling-unit structures	
		Total	Owner occupied	Renter occupied	Vacant non-seasonal not dilap., for rent or sale	Other vacant and non-resident	Number reporting	No private bath or dilap.	No running water or dilap.	Total	Persons per room		Occupied by non-white	Number reporting	Average monthly rent (dollars)	Number reporting	Average value (dollars)
											Number reporting	1.51 or more					
47	73	1															
48	3	14	11	3					14	14							8,611
	4	32	27	5					31	30				3	6,433	9	11,637
	5	12	9	3					12	12				3	6,200	24	14,250
	6	5	4	1					5	5				1		2	17,000
	7	4	4						4	4						4	16,033
	9	15	15						15	15						15	16,333
	10	12	12						12	12						12	16,333
	11	23	21	2					23	23				1		20	11,700
	12	21	21						21	21						19	12,636
	13	7	5	2					7	7				2		4	9,375
	14	6	6						6	6						6	6,166
	19	3	3						3	3						3	9,000
	20	9	7	2					9	9				2		7	10,571
	21	6	6						6	6						6	9,583
	22	6	6	2					6	6				2		6	10,083
	23	22	22						22	22						20	15,100
	24	20	20						20	20						18	16,666
	25	21	19	2					21	21				1		15	15,200
	26	12	9	3					12	12				3	68.33	9	12,333
	27	8	5	3					8	8				2		5	10,700
	28	8	7	1		1			7	7				1		7	9,114
	29	8	5	1					6	6				1		5	9,060
	30	8	8						8	8						8	9,125
	31	6	5	1					6	6				1		5	7,800
	33	11	9	2					11	11				2		9	10,000
	34	16	10	6					16	16				6	48.83	6	10,533
	35	17	13	4					17	17				4	60.00	12	9,841
	36	3	3						3	3						3	8,912
	37	3	3						3	3		1		4	80.00	27	12,481
	38	19	18	1					19	19						16	17,000
	39	17	13	4					17	16				4		10	13,000
	40	18	15	3					18	15				4	80.25	21	10,428
	41	25	25						25	25						21	10,428
	42	13	13						13	14				1	59.28	4	10,875
	43	20	13	7					22	22				9	62.66	9	8,055
	44	11	9	2					10	10				1	48.00	6	8,833
	45	11	11						11	17				9	85.00	9	9,333
	46	12	20	8					31	31				1	57.05	9	9,444
	47	3	2	1					3	3				1	72.75	16	10,093
	48	4	3	1					3	2				6	77.50	23	9,717
	49	4	3	1					3	2				1		6	12,726
	50	4	3	1					3	2				1		6	12,726
	51	16	16						16	17				20	69.65	16	12,437
	52	24	24						24	24				1		14	12,398
	53	26	18	8					26	25				1	98.62	14	12,398
	54	8	8						8	8				13	70.42	13	12,000
	55	16	16						16	30				16	66.00	12	10,500
56	27	27						27	22				1		21	10,389	
57	22	22						22	22				1		21	10,389	
58	29	21	8					29	26				5	75.40	17	12,500	
59	7	4	3					7	5				4	77.17	3	13,500	
60	9	8	1					9	5				4	77.17	3	13,500	
61	7	3	4					7	5				1		7	11,428	
62	38	38		1	1			45	44				3	80.50	7	11,428	
63	24	18	6					24	24				6	79.66	15	12,726	
64	21	18	3					21	21				3	85.00	16	15,500	
65	4	4						4	4				1		7	12,142	
66	19	19						19	40				20	80.35	9	12,142	
67	3	3						3	2				14	75.71	7	13,555	
68	20	7	13					20	18				13	68.53	7	10,857	
69	6	5	1					6	6				5	51.07	4	8,250	
70	28	13	15					28	28				1	86.85	8	9,500	
71	22	20	2					22	22				14	86.85	19	14,052	
72	17	13	4					17	17				3	123.33	13	19,038	
73	12	6	6					12	11				6	105.00	5	14,500	
74	25	23	2					24	24				2		21	14,095	
75	5	3	2					5	5				3		6	10,750	
76	14	14						14	14				4	84.97	6	12,500	
77	16	16						16	16				2	61.66	11	10,345	
78	11	11						11	11				2	74.81	5	10,000	
79	10	10						10	10				4	75.00	20	11,950	
80	4	4						4	4				3	68.73	20	12,875	
81	6	6						6	6				4	75.00	20	11,950	
82	9	9						9	9				2	68.73	20	12,875	
83	19	13	6					19	18				5	94.60	9	11,255	
84	24	14	10					24	24				10	51.00	13	11,538	
85	4	3	1					4	4				3	76.24	3	9,666	
86	4	3	1					4	4				3	80.65	5	9,200	
87	1	1						1	1				2		3	9,200	
49	1	4	3	1				4	4				1		2	3,333	
	2	18	12	6				18	18				6	381.6	9	6,333	
	3	60	36	24	1			56	59				2	48.52	24	7,679	
	4	26	13	13				20	26				10	45.80	6	6,650	
	5	20	7	13		1		19	19				12	31.66	5	3,800	
	6	9	5	4				8	9				3	48.33	5	3,800	
	8	18	10	8				14	14				5	35.40	8	5,537	
	9	29	23	6				24	29				3	91.66	14	6,271	
	10	4	3	1				4	4				1		3	2	
	11	4	3	1				4	4				1		3	2	
12	12	9	3				11	12				3	46.00	7	5,357		
13	16	14	2				15	16				1		13	6,961		

<sup>1</sup>For renter - occupied dwelling units and vacant nonseasonal not dilapidated units, for rent.  
<sup>2</sup>For owner - occupied dwelling units and vacant nonseasonal not dilapidated units, for sale only.





HOUSING—BLOCK STATISTICS

Table 3.—CHARACTERISTICS OF HOUSING FOR CENSUS TRACTS, BY BLOCKS: 1950—Con.

Census tract	Block	All dwelling units by occupancy and tenure					All dwelling units by condition and plumbing facilities			Occupied dwelling units			Contract monthly rent <sup>1</sup>		Value <sup>2</sup> of one-dwelling-unit structures		
		Total	Owner occupied	Renter occupied	Vacant non-seasonal not dilap., for rent or sale	Other vacant and non-resident	Number reporting	No private bath or dilap.	No running water or dilap.	Total	Persons per room		Occupied by non-white	Number reporting	Average monthly rent (dollars)	Number reporting	Average value (dollars)
											Number reporting	1.51 or more					
50	12	7	5	2		7			7	7			1		5	20.000	
	13	1															
	14	90	50	40		86	7		90	87		1	38	57.07	42	81.07	
	15	43	30	12	1	43			42	41			12	61.35	28	94.07	
	16	50	12	36		50	3	1	48	48			36	53.86	9	94.44	
	17	84	43	40	1	83	5	1	83	81	1		38	47.31	34	82.50	
	18	27	20	7		27	1		27	27			6	70.50	17	12.941	
	19	91	17	74		88			91	91	1		69	68.82	14	12.785	
	20	22	11	11		22	4		22	22			11	55.36	8	10.375	
	21	11	6	5		10			11	10			5	76.40	4	8.250	
	22	41	22	19		41	2		41	41	2		19	64.89	18	10.416	
	23	35	23	12		35	7	1	35	35	3		12	54.16	17	9.764	
	24	54	16	38		54	14		54	46			38	43.60	7	12.142	
	25	27	16	11		27	3		27	25			11	61.00	7	12.000	
	26	1															
	27	26	13	13		26			26	26			13	50.23	9	9.777	
	28	18	16	2		18			18	18			2		12	17.125	
	29	30	17	12		30	2		29	29			11	66.27	12	12.458	
	30	59	1	58		59			59	59	1		57	66.66	1		
	31	11	5	6		11			11	11			6	49.83	3	15.666	
	32	33	25	7		33			32	30			6	73.00	21	9.690	
	33	44	22	22		44	5		44	44			21	58.33	18	10.555	
	34	32	15	17		32	2		32	32	1		16	48.68	13	8.423	
	35	24	15	9		24			24	24			8	50.12	13	8.307	
	36	21	12	9		21	5	1	21	21			8	65.50	9	7.188	
	37	56	25	31		56	13		56	56	4		29	53.24	13	9.753	
	38	65	30	32	3	64	5		62	62		1	32	60.62	13	8.923	
	39	40	27	13		36	2		40	36		1	11	61.63	21	9.309	
	41	1															
	42	19	7	11		17			18	16			11	97.27	3	6.500	
	43	110	24	82	1	90			106	90	2	3	65	79.75	10	5.910	
	44	45	15	29	1	38			44	37	1		26	59.34	2		
	45	26	18	8		18			26	17			4	51.50	7	14.714	
	46	17	4	13		17	2		17	17			12	67.25	3	13.000	
	47	32	12	19	1	32	4		31	31	1		19	53.73	7	7.571	
	51	1	20	10	9		20			19	19			9	45.88	10	6.300
		2	19	12	7		19	2		19	19	1		7	30.42	10	7.750
		3	23	15	8		23	4		23	23			7	33.85	14	5.564
		4	18	15	3		17	4		18	17			3	31.00	13	7.076
		5	19	8	11		19	4		19	18		1	10	45.20	6	9.250
		6	14	10	4		14	4	1	14	14			4	45.00	7	5.928
		7	24	17	7		24	5		24	24			6	46.66	11	7.272
		8	24	17	7		24	5		24	22	1		7	54.14	15	7.533
		9	20	11	9		20	3		20	15			9	48.11	9	7.244
		10	20	14	5	1	20	1	1	19	19	1		6	78.33	14	10.464
		11	18	13	5		18			18	18			5	65.00	9	8.055
		12	15	11	4		15			15	15			4	56.25	11	7.681
13		9	7	2		9			9	9			2		6	7.400	
14		29	22	6		28	2		28	27			5	56.20	17	8.029	
15		21	15	6		21	2		21	21			6	48.50	14	10.571	
16		27	16	9		27	1	1	25	25			7	59.57	9	7.277	
17		32	13	19		31	4		32	32	1		19	51.05	7	9.114	
18		13	7	5	1	13			12	11			3	64.33	6	12.000	
19		32	19	12		32	5	1	31	29	1		11	58.36	16	12.531	
20		50	28	21		49	1	1	49	47			20	58.00	19	9.494	
21		31	26	5		31	2		31	31	1		5	55.00	23	8.639	
22		25	20	5		25			25	25			4	57.50	18	10.083	
23		23	19	4		23			23	23			4	52.50	16	9.656	
24		3	3			3			3	3					3	10.500	
25		29	24	5		29			29	29			5	57.60	21	9.619	
26		24	19	5		24	1		24	24			5	66.00	17	9.588	
27		14	9	5		14			14	14	1		5	61.00	8	5.775	
31		28	12	15		28	1		27	27			15	48.93	11	6.427	
32		47	27	20		47	7	1	47	47			20	42.45	23	6.165	
33		69	33	34	2	68	7		67	66	1		33	41.12	20	6.975	
34		28	12	16		28			28	28			16	39.12	11	6.318	
35		50	15	34	1	50		10	49	49			13	47.57	8	7.037	
36		61	24	37		61	5		61	61	2	4	33	53.02	19	7.078	
37		31	13	18		31	2		31	31	3		18	54.22	9	8.550	
38		36	15	21		34	7		36	36			14	53.31	9	9.000	
39		55	25	30		55	12	1	55	55			28	40.00	15	7.800	
40		75	11	64		71	3		75	71			28	45.52	3	5.000	
41		37	14	23		37	2		37	36			21	46.38	11	6.181	
42		9	4	5		9			9	9	1		5	50.00	2		
43		24	7	17		24	6		24	24			1	61.17	3	8.333	
44		148	31	116	1	147	8		147	145	2		112	60.65	7	8.500	
45		56	26	30		52			56	51			23	41.78	3	6.700	
46		58	30	28		48			58	49		2	23	75.56	6	8.750	
52		1	23	12	11		22	7		23	22	2	18	11	29.81	11	3.181
		2	23	20	3		23			23	23			3	56.66	19	7.373
		3	9	9			9			9	9				9	7.166	
		4	1														

<sup>1</sup>For renter - occupied dwelling units and vacant nonseasonal not dilapidated units, for rent.  
<sup>2</sup>For owner - occupied dwelling units and vacant nonseasonal not dilapidated units, for sale only.

Table 3.—CHARACTERISTICS OF HOUSING FOR CENSUS TRACTS, BY BLOCKS: 1950—Con.

Census tract	Block	All dwelling units by occupancy and tenure					All dwelling units by condition and plumbing facilities			Occupied dwelling units			Contract monthly rent <sup>1</sup>		Value <sup>2</sup> of one-dwelling-unit structures	
		Total	Owner occupied	Renter occupied	Vacant non-seasonal not dilap., for rent or sale	Other vacant and non-resident	Number reporting	No private bath or dilap.	No running water or dilap.	Total	Persons per room		Number reporting	Average monthly rent (dollars)	Number reporting	Average value (dollars)
											Number reporting	1.51 or more				
52	505	12	4			16			16	16			4	47.50	11	6,836
	106	10				10			10	10			1		10	7,500
	112	16	1			16			16	16			1		6	7,250
	114	16				16			16	16					14	6,871
	115	16				16			16	16					7	3,571
	116	16				16			16	16					4	6,125
	117	16				16			16	16					8	7,750
	118	16				16			16	16					5	6,335
	119	16				16			16	16					2	5,400
	120	3	3			3			3	3					3	4,000
	121	3	3			3			3	3					8	4,650
	122	3	3			3			3	3					9	4,000
	123	3	3			3			3	3					8	4,650
	124	3	3			3			3	3					7	5,022
	125	3	3			3			3	3					14	7,035
	126	3	3			3			3	3					25	3,516
	127	3	3			3			3	3					6	6,470
	128	3	3			3			3	3					8	6,750
	129	3	3			3			3	3					15	5,740
	130	3	3			3			3	3					13	4,333
	131	3	3			3			3	3					7	5,571
	132	3	3			3			3	3					11	6,027
	133	3	3			3			3	3					10	5,250
	134	3	3			3			3	3					11	6,363
	135	3	3			3			3	3					10	5,400
136	3	3			3			3	3					13	5,423	
137	3	3			3			3	3					15	4,793	
138	3	3			3			3	3					17	4,158	
139	3	3			3			3	3					18	4,866	
140	3	3			3			3	3					17	6,276	
141	3	3			3			3	3					6	1,666	
142	3	3			3			3	3					13	6,723	
143	3	3			3			3	3					19	6,868	
144	3	3			3			3	3					8	5,600	
145	3	3			3			3	3					10	7,210	
146	3	3			3			3	3					11	6,527	
147	3	3			3			3	3					20	4,575	
148	3	3			3			3	3					10	5,870	
149	3	3			3			3	3					9	6,333	
150	3	3			3			3	3					9	6,333	
53	1	32	8			32	9	7	32	32	5	21	8	25.50	20	3,315
	2	6	1			6	4	2	6	6					4	1,950
	3	6				6			6	6					2	5,687
	4	8				8			8	8					8	7,433
	5	18	15	3		18			18	18			3	56.66	15	7,433
	6	18	15	3		18			18	18					15	7,433
	7	18	15	3		18			18	18					15	7,433
	8	18	15	3		18			18	18					15	7,433
	9	18	15	3		18			18	18					15	7,433
	10	18	15	3		18			18	18					15	7,433
	11	1				1			1	1					3	3,733
	12	4				4			4	4					6	2,533
	13	7				7			7	7					4	3,450
	14	6				6			6	6					9	6,733
	15	9				9			9	9					1	2,250
	16	9				9			9	9					4	3,020
	17	9				9			9	9					4	3,020
	18	9				9			9	9					4	3,020
	19	9				9			9	9					4	3,020
	20	9				9			9	9					4	3,020
	21	8				8			8	8					8	9,412
	22	7				7			7	7					1	7,300
	23	6				6			6	6					7	8,666
	24	6				6			6	6					7	4,486
	25	6				6			6	6					7	4,486
26	6				6			6	6					7	4,486	
27	6				6			6	6					7	4,486	
28	6				6			6	6					7	4,486	
29	6				6			6	6					7	4,486	
30	6				6			6	6					7	4,486	
31	17	12	5		17			17	17					10	3,320	
32	17	12	5		17			17	17					6	4,833	
33	17	12	5		17			17	17					6	4,833	
34	17	12	5		17			17	17					6	4,833	
35	17	12	5		17			17	17					6	4,833	
36	17	12	5		17			17	17					6	4,833	
37	17	12	5		17			17	17					6	4,833	
38	17	12	5		17			17	17					6	4,833	
39	17	12	5		17			17	17					6	4,833	
40	17	12	5		17			17	17					6	4,833	
41	17	12	5		17			17	17					6	4,833	
42	17	12	5		17			17	17					6	4,833	
43	17	12	5		17			17	17					6	4,833	
44	17	12	5		17			17	17					6	4,833	
45	17	12	5		17			17	17					6	4,833	
46	17	12	5		17			17	17					6	4,833	

<sup>1</sup>For renter-occupied dwelling units and vacant nonseasonal not dilapidated units, for rent.  
<sup>2</sup>For owner-occupied dwelling units and vacant nonseasonal not dilapidated units, for sale only.

HOUSING—BLOCK STATISTICS

Table 3.—CHARACTERISTICS OF HOUSING FOR CENSUS TRACTS, BY BLOCKS: 1950—Con.

Census tract	Block	All dwelling units by occupancy and tenure					All dwelling units by condition and plumbing facilities			Occupied dwelling units			Contract monthly rent <sup>1</sup>		Value <sup>2</sup> of one-dwelling-unit structures	
		Total	Owner occupied	Renter occupied	Vacant non-seasonal not dilap., for rent or sale	Other vacant and non-resident	Number reporting	No private bath or dilap.	No running water or dilap.	Total	Persons per room		Number reporting	Average monthly rent (dollars)	Number reporting	Average value (dollars)
											Number reporting	1.51 or more				
53	47	7	5	1		1			6	5		3			4	2,500
	48	9	7			9	1	1	9	9					9	4,722
	49	10	10		1				9	9			40.00		7	4,428
	50	13	10	2		1	1		13	8	2				7	2,642
	52	4	2						4	4					2	
	53	11	7	3		1	1		11	6	2				5	4,200
	54	12														
	55	13	10	3					13	13			38.00	10	6,250	
	56	13														
	57	1														
	59	1														
	60	16	13	3			16	1		16	16		3	42.00	13	5,746
	61	9	9				9	1		9	9	1			9	4,833
	63	3	3				3		1	3	3		1		3	4,500
	64	1														
	65	1														
	66	1														
	67	4	2				6	4	4	6	6		6	1	4	1,500
	68	12	9	2		1	11	3	2	11	10		6		8	5,862
	69	4	4				4			4	4		4		4	5,750
	70	3														
	71	3														
	72	36	27	9			36	6	1	36	36	1	1	9	21	5,295
73	32	26	6			30	5	3	32	29	2		5	22	5,350	
74	4	4				4			4	4			1	3	4,333	
75	8	5	3			8			8	8			2	4	5,625	
76	14	7	7			14	2		14	14			7	3	7,500	
77	13	8	5			13			13	13			4	8	7,125	
78	55	38	16		1	55	11	2	54	51		13	109.23	30	6,243	
79	1															
80	29	24	5			29	4	2	29	29		4	52.50	18	6,300	
81	53	34	18		1	52	15		52	49		18	51.50	25	6,960	
82	12	12				12	1	1	12	12				11	6,427	
83	12	8	3	1		12			11	11		3	61.66	5	6,200	
54	1	17	13	4		17			17	17		4	52.50	13	7,384	
	2	17	13	4		17	1		17	17	2	4	37.25	12	8,266	
	3	20	15	5		20	1	1	20	20		5	40.40	12	6,958	
	4	30	27	3		30	1		30	30		3	45.00	26	7,384	
	5	18	14	3	1	1	18	2	1	16	16	1	1	15	6,793	
	6	9	6	3			9			9	9			3	5	6,500
	7	13	11	2			13			13	13			2	11	7,054
	8	14	11	3			14			14	14		1	3	11	6,818
	9	9	9				9			9	9				9	9,722
	10	43	37	6			43			43	43	1	4	43.75	35	8,142
	11	39	34	5		1	39			39	39		3	50.00	33	6,939
	12	7	5	2			6			6	5				6	7,250
	13	1														
	14	18	14	4			18	3		18	18		4	37.50	13	7,653
	15	16	10	6			16	1	1	14	14		4	42.50	9	8,055
	16	14	11	3			14			13	13		4		11	9,436
	17	15	14	1			15			15	15		1		14	8,785
	18	9	8	1			9			9	9				8	8,687
	19	13	11	2			13	1		13	13		1		11	7,636
	20	8	7	1			8			8	8	1	2		7	9,000
	21	27	25	2			27			27	27		2		24	10,950
	22	9	7	2			9			9	9		1		7	11,285
	23	11	8	3			11			11	11		3	32.33	7	8,428
	24	15	14	1			15			15	15				14	9,521
	25	15	15				15			15	15				15	8,766
	26	10	9	1			10			10	10				9	8,722
	27	18	15	3			18	1	1	18	18		2		14	9,428
	28	16	14	2			16			16	16		2		14	7,357
	29	26	21	5			26			26	26		5	49.00	21	9,142
	30	45	35	10			45	2		45	45	1	10	52.00	29	10,000
	31	39	32	6		1	35	1	1	38	34		3	67.33	27	11,500
	32	6	6				6			6	6				5	9,400
33	38	32	6			38	2		38	38	2	6	46.50	28	8,992	
34	5	5				5			5	5				5	8,420	
35	15	13	2			15	1	1	15	15				12	8,923	
36	16	13	3			16			16	16	1		50.00	11	7,772	
37	23	16	7			23			23	23			43.00	14	8,421	
38	29	20	9			29	1	1	29	29			48.85	14	6,392	
39	26	22	4			26	1	1	26	26		3	66.66	17	6,488	
40	32	20	12			32	5		32	32	1	11	53.27	14	6,500	
41	26	15	11			26	4	1	26	26		10	44.20	12	6,000	
43	15	10	5			15			15	15				9	5,277	
44	28	21	7			28	2		28	28		1		15	7,326	
45	34	17	17			34	2	1	34	34		1		16	7,500	
46	19	14	5			19	2		19	19		5	53.60	11	6,400	
47	15	11	4			15			15	15				11	10,400	
48	17	14	3			17	2	2	17	17		1		13	6,230	
49	37	33	4			37			37	37		3	63.66	32	8,937	
50	11	10	1			11			11	11				10	9,150	
51	20	20				20			20	20				17	8,617	
52	23	10	13			20	4		23	21	2	12	45.08	5	5,900	

<sup>1</sup>For renter - occupied dwelling units and vacant nonseasonal not dilapidated units, for rent.  
<sup>2</sup>For owner - occupied dwelling units and vacant nonseasonal not dilapidated units, for sale only.

Table 3.—CHARACTERISTICS OF HOUSING FOR CENSUS TRACTS, BY BLOCKS: 1950—Con.

Census tract	Block	All dwelling units by occupancy and tenure					All dwelling units by condition and plumbing facilities			Occupied dwelling units			Contract monthly rent <sup>1</sup>		Value <sup>2</sup> of one-dwelling-unit structures		
		Total	Owner occupied	Renter occupied	Vacant non-seasonal not dilap., for rent or sale	Other vacant and non-resident	Number reporting	No private bath or dilap.	No running water or dilap.	Total	Persons per room		Occupied by non-white	Number reporting	Average monthly rent (dollars)	Number reporting	Average value (dollars)
											Number reporting	1.51 or more					
54	53	22	19	9		22	3		22	26	1	1	7	54.85	17	7,464	
	57	22	20	2		22	2		22	21			2	54.66	17	6,770	
	58	22	22			22			22	28			9	54.66	20	8,300	
	59	17	13	4		17	1	1	17	17	1		4	32.75	9	8,300	
	60	22	14	8		22	1	3	22	22			1	41.50	14	8,928	
	61	22	22			22			22	22			1	45.33	22	9,142	
	62	22	22			22			22	22			1	47.50	17	6,894	
	63	22	22			22			22	22			1	47.50	31	7,861	
	64	22	22			22			22	22			1	47.50	19	7,500	
	65	22	22			22			22	22			1	47.50	19	7,500	
	66	13	7	6		13	4	3	13	10			5	44.00	5	6,900	
55	1	16	14	2		16			16	16			2		13	11,538	
	2	15	14	1		15	1		15	15			1		13	14,884	
	3	27	19	8		27			27	26			7	84.57	19	15,015	
	4	22	21	1		22			22	22			1		21	18,047	
	5	21	21			21			21	21					21	19,428	
	6	21	21			21			21	21					21	19,166	
	7	20	20			20			20	20					18	18,916	
	8	28	19	9		28			28	28			9	49.11	16	9,937	
	9	15	14	1		15			15	15			1		12	7,766	
	10	22	24	8		22			22	22			6	51.66	20	7,290	
	11	30	26	4		30	1		30	30			4	50.75	25	8,212	
	12	20	16	4	1	19			19	18			3	66.66	14	8,785	
	13	18	14	4		18			18	18			4	57.75	11	7,845	
	14	9	7	2		9			9	9			2		7	14,785	
	15	19	15	4		19			19	19			4	60.00	14	11,385	
	16	21	19	2		21			21	21			2		18	20,222	
	17	16	16			16			16	16					16	18,750	
	18	5	5			5			5	5					5	21,400	
	19	21	20	1		21			21	21					20	17,725	
	20	33	31	2		33			33	33			2		30	14,333	
	21	17	17			17			17	17					16	13,093	
	22	24	24			24			24	24					24	13,354	
	23	26	23	3		26			26	25			3	52.66	21	11,476	
	24	23	18	5		23	3		23	23			5	65.60	16	8,437	
	25	29	25	4		29	1		29	27			3	69.33	22	9,545	
	26	30	26	4		30	1		30	30			4	59.50	22	9,095	
	27	22	15	7		22	2		22	22			7	49.28	14	9,164	
	28	5	5			5			5	4					5	6,700	
	29	11	7	4		11			11	11			4	58.75	7	6,600	
	30	14	12	2		13	1	1	14	14		1	2		10	8,300	
	31	14	12	2		13	1	1	14	14			2		11	6,136	
	32	23	20	3		23			23	23			2		16	7,343	
	33	28	19	9		28			28	27			7	82.28	18	10,405	
	34	22	19	3		22			22	22			3	53.33	18	10,805	
	35	27	22	5		27			27	22		1	2		18	9,161	
	36	24	23	1		24			24	24			1		22	10,286	
	37	25	22	3		25	2		25	25			3	55.33	21	11,819	
	38	16	16			16			16	16					16	14,237	
	39	11	8	3		11			11	11			3	60.00	8	15,062	
	40	22	22			22			22	22					22	16,204	
41	21	19	2		21			21	21			1		19	19,215		
42	27	24	3		27			27	26			2		23	18,717		
43	22	22			22			22	22					21	17,857		
44	21	20	1		21			21	21					19	18,631		
45	12	12			12			12	12					11	8,090		
46	14	14			14			14	14					14	13,250		
47	28	25	3		28			28	28			3	41.66	23	8,917		
48	8	5	3		8			8	5					5	9,360		
49	12	11	1		12			12	12			1		11	23,636		
50	13	11	2		13	2	2	11	11					10	23,550		
52	2				2			2									
54	10	9	1		10			10	10					9	21,888		
56	1				1			1									
57	3	3			3	2	2	3	3					3	5,133		
58	2				2			2									
59	2				2			2									
60	1				1			1									
62	24	23	1		24			24	23			1		22	16,454		
63	21	21			21			21	21		1			20	14,500		
64	16	16			16			16	16					15	19,326		
65	3	3			3			3	3					3	18,333		
66	13	11	2		13	3	3	13	13			2		11	12,136		
67	19	13	6		19			19	15			3	141.66	11	16,863		
68	5	3	2	1	5			5	5					3	10,266		
69	2				2			2									
70	8	7	1		8			8	8					6	16,916		
71	16	15	1		16			16	15			1		15	16,366		
72	22	21	1		22			22	22			1		20	14,175		
73	22	22			22			22	22			1		23	19,862		
74	21	20	1		21			21	21			1		20	15,625		
75	21	19	2		21			21	20			2		19	15,973		
77	14	13	1		14			14	14			1		13	17,615		
78	34	26	8		34	1	1	30	30			4	78.75	26	14,846		

<sup>1</sup>For renter - occupied dwelling units and vacant nonseasonal not dilapidated units, for rent.  
<sup>2</sup>For owner - occupied dwelling units and vacant nonseasonal not dilapidated units, for sale only.

HOUSING—BLOCK STATISTICS

Table 3.—CHARACTERISTICS OF HOUSING FOR CENSUS TRACTS, BY BLOCKS: 1950—Con.

Census tract	Block	All dwelling units by occupancy and tenure					All dwelling units by condition and plumbing facilities			Occupied dwelling units			Contract monthly rent <sup>1</sup>		Value <sup>2</sup> of one-dwelling-unit structures		
		Total	Owner occupied	Renter occupied	Vacant non-seasonal not dilap. for rent or sale	Other vacant and non-resident	Number reporting	No private bath or dilap.	No running water or dilap.	Total	Persons per room		Occupied by non-white	Number reporting	Average monthly rent (dollars)	Number reporting	Average value (dollars)
											Number reporting	1.51 or more					
55	79	17	15	2					17	17						11	1.354
	80	23	20	3					23	23	1					19	1.257
	81	21	18	3					21	21	1					16	1.053
	82	10	7	3					10	10	1					1	0.666
	83	19	16	3	1				19	19	1					15	0.850
	84	5	5						5	5	1		1			1	0.000
	85	4	4						4	4	1					1	0.000
	86	15	14	1	1				15	15	1					14	1.066
	87	10	9		1			3	10	10	1					9	0.664
	88	24	23		1				24	23						23	1.324
	89	26	25		1				26	25						20	1.289
	90	12	12						12	12						11	1.472
	91	14	14						14	14						12	1.629
	93	30	28	1					30	30				1		27	1.572
	94	25	24	1	1				24	24				1		17	1.632
	95	11	11						11	11						10	1.255
	96	15	14	1					15	15						14	0.920
	97	20	20						20	20						20	1.535
98	5	5	2					5	5						3	1.000	
99	2	2						2	2						2	0.000	
100	21	20	1					21	21						19	7.421	
101	10	9	1					10	10						8	6.375	
56	1	1						1	1								
	3	3						3	3								
	4	4						4	4								
	7	7	1					7	7	6				7	25.00		
	6	6						6	6					5	25.00		
	7	7	1					7	7	10				7	25.00		
	8	8						8	8	1							
	9	9	3	1				9	9	2				14	25.00	32	8.687
	10	10	4					4	4							4	5.000
	11	1	1					1	1								
	12	9	8	1				9	9							7	7.014
	14	1	1					1	1							1	1.7
	15	1	1					1	1							1	7.0
	16	1	1					1	1							1	10.357
	17	1	1					1	1							1	6.916
	19	10	10					10	10							12	9.144
	20	1	1					1	1							9	9.144
	21	1	1					1	1							8	8.612
	22	1	1					1	1							8	8.612
	23	1	1					1	1							8	8.612
	25	15	15					15	15							15	6.746
	26	19	19					19	19							19	8.133
	27	18	18					18	18							17	7.947
	28	18	18					18	18							17	7.947
	29	18	18					18	18							11	8.427
	30	18	18					18	18							11	8.427
	31	21	20	1				20	20							20	8.427
	32	15	14	1				15	15							14	7.266
	33	15	14	1				15	15							14	7.266
	34	11	11					11	11							11	5.590
	35	8	8					8	8							7	7.500
	36	5	5					5	5							5	4.000
37	13	12	1				13	13							12	8.600	
38	19	18	1				19	19							12	9.066	
39	10	10					10	10							12	6.667	
40	8	8					8	8							7	7.542	
41	13	10	3				13	13							10	4.100	
42	17	14	3				17	17							13	4.330	
43	14	13	1				14	13							11	7.254	
44	11	10	1				11	11							9	8.055	
45	11	10	1				11	10							8	6.687	
46	6	6					6	6							1	8.833	
47	18	17	1				18	17							18	7.472	
48	10	10					10	10							7	7.928	
49	5	5					5	5							5	6.500	
50	5	5					5	5							4	13.75	
51	5	5					5	5							1	6.66	
52	11	11					11	11							1	6.66	
53	5	5					5	5							2	5.860	
54	8	7	1				8	8							7	6.571	
55	7	7					7	7							4	6.875	
56	16	16					16	16							12	8.708	
57	20	20					20	20							12	6.990	
58	20	20					20	20							16	8.781	
59	34	34					34	34							11	8.072	
60	20	20					20	20							11	7.318	
61	15	15					15	15							14	7.392	
62	24	24					24	24							10	8.400	
63	18	18					18	18							9	8.555	
64	24	24					24	24							10	8.555	
65	18	18					18	18							5	8.000	
66	21	17	4				21	20							16	7.812	

<sup>1</sup>For renter-occupied dwelling units and vacant nonseasonal not dilapidated units, for rent.  
<sup>2</sup>For owner-occupied dwelling units and vacant nonseasonal not dilapidated units, for sale only.

Table 3.—CHARACTERISTICS OF HOUSING FOR CENSUS TRACTS, BY BLOCKS: 1950—Con.

Census tract	Block	All dwelling units by occupancy and tenure					All dwelling units by condition and plumbing facilities			Occupied dwelling units			Contract monthly rent <sup>1</sup>		Value <sup>2</sup> of one-dwelling-unit structures		
		Total	Owner occupied	Renter occupied	Vacant non-seasonal not dilap., for rent or sale	Other vacant and non-resident	Number reporting	No private bath or dilap.	No running water or dilap.	Total	Persons per room		Number reporting	Average monthly rent (dollars)	Number reporting	Average value (dollars)	
											Number reporting	1.51 or more					Occupied by non-white
56	57	4	4						4						4	5,750	
	58	22	16	5		1			22	19		4	40.50	12	6,708		
	59	22	18	4					22	21		3	34.33	16	8,418		
	70	31	24	6	1				30	30		6	47.50	23	8,500		
	71	27	24	3					27	27		3	45.00	22	8,204		
	72	22	19	2		1			22	21		1		19	13,368		
	73	14	12	2					14	14	2			11	6,927		
	74	4	4						4	4				3	81.66		
	75	9	8		1				8	8				9	8,277		
	76	5	5						5	5				5	8,500		
	77	7	7						7	7				7	9,500		
	78	7	4	3				3	1	7	7		2	4	4,250		
	79	2															
	80	5	5					2		5	5				4	2,250	
	81	4	4					1	1	4	4	1		4	4,125		
	82	6	7	1				5	2	8	8		1	5	3,640		
	83	4	2	2				4	1	4	4		2	1			
	84	3	2	1				1		3	3		1	2			
	85	3	2	1				1		3	3		1	3	6,833		
	86	3	2	1				3		3	3			2			
	87	4	3	1				4		4	4		1	2	5,120		
	88	5	6					5	1	5	5			5	5,050		
	89	7	6	1				7		7	7		1	6	7,600		
	90	15	15					15		15	15			15	7,600		
	91	21	18	3				21		20	20		3	50.00	18	7,361	
	92	20	18	2				20		20	20		1	18	7,450		
	93	23	16	7				23		22	22		7	38.71	14	8,207	
	94	4	4			1		4		4	4	1	4	42.00	20	8,350	
	95	4	4					4		4	4	2	4	47.00	17	7,547	
	96	2	2	7				2		2	2		6	47.66	15	8,553	
	97	21	20	1				21		21	21		1	20	8,275		
	98	24	20	4				24		24	24		3	56.66	20	8,250	
	99	27	23	4				27	1	27	27	1	3	61.66	23	9,121	
	100	16	15	1				16		16	16		1	14	9,000		
	101	17	16	1				17		17	17		1	15	9,300		
	102	24	20	4				24		24	24	1	4	39.50	20	7,225	
	103	25	24	1				25		25	25		1	24	8,062		
	104	17	12	4		1		17		16	16		3	40.00	11	8,363	
	105	13	11	2				13		13	13		2	11	7,818		
	57	1	16	11	4	1		15		15	15		4	45.00	9	10,444	
		2	8	8				8		8	8				8	8,162	
		3	3	3				3		3	3				3	8,333	
		4	10	6	2		2		9	6	8	2			5	5,200	
		5	14	13	1				14	3	14	14	2	1	11	8,072	
		6	8	8					8	2	8	8	1		8	4,262	
		7	13	12	1				12	1	12	12			11	7,263	
		8	16	12	3				13	1	13	13			12	9,250	
		9	26	23	3				25	1	26	26	1	3	43.66	21	11,202
		10	18	14	1		2		17		15	15		1	14	9,392	
		11	22	19	2		1		22	1	21	21	1	2	16	8,181	
		12	15	12	3				15	1	15	15		1	10	6,840	
		13	3	3					3		3	3			3	9,500	
		14	8	7	1		1		8	3	7	7		5	69	9,179	
		15	105	91	14				105	3	105	105	1	13	50.60	89	9,508
		16	28	26	2				28		28	28		2	58.07	26	7,596
		17	10	10					10		10	10			10	11,200	
18		6	6					6		6	6			6	9,566		
19		10	9	1				10	1	10	10	1		9	7,777		
20		1															
21		3	3					3		3	3				3	7,166	
22		2	2					2		2	2				2	9,333	
23		3	3					3		3	3				3	8,800	
24		5	5					5		5	5				5	8,915	
25		25	22	3				25		25	25		3	33.33	20	8,915	
26		2	2					2		2	2				11	10,581	
27		1	1					1		1	1				11	9,590	
28		13	11	2		1		13	1	12	12		3	63.33	20	9,200	
29		24	20	4				24		23	23		1	5	9,200		
30		6	5	1				6		6	6				5	8,657	
31		21	21					21		21	21				21	8,657	
32		12	11	1				12		12	12	1	1	11	9,436		
33		9	6	3				9		9	9		2	8	9,300		
34		8	8					8		8	8				8	7,612	
35		8	8					8		8	8				8	8,363	
36		23	22	1				23	2	23	23		4	63.75	22	8,363	
37		21	17	4				21	1	21	21	1	4	15	11,933		
38		1						1		1	1				7	6,857	
39		7	7					7		7	7				7	6,857	
40		1						1		1	1						
41		1						1		1	1						
42		1						1		1	1						
43		62	53	9				62	2	62	62	2	8	46.37	52	8,263	
44																	
45		22	21	1				22		22	22		1	21	9,538		
46		22	19	3		1		22	1	21	21		2	18	10,361		
47		12	9	3				12		12	12		2	7	8,571		
48		3	3					3		3	3				7	7,692	
49		25	17	8				25		25	25		10	32.14	13	7,692	
50		43	30	12		1		43	6	42	41			27	9,640		
51		1						1									

<sup>1</sup>For renter - occupied dwelling units and vacant nonseasonal not dilapidated units, for rent.  
<sup>2</sup>For owner - occupied dwelling units and vacant nonseasonal not dilapidated units, for sale only.

HOUSING—BLOCK STATISTICS

Table 3.—CHARACTERISTICS OF HOUSING FOR CENSUS TRACTS, BY BLOCKS: 1950—Con.

Census tract	Block	All dwelling units by occupancy and tenure					All dwelling units by condition and plumbing facilities			Occupied dwelling units			Contract monthly rent <sup>1</sup>		Value <sup>2</sup> of one-dwelling-unit structures			
		Total	Owner occupied	Renter occupied	Vacant non-seasonal not dilap., for rent or sale	Other vacant and non-resident	Number reporting	No private bath or dilap.	No running water or dilap.	Total	Persons per room		Occupied by non-white	Number reporting	Average monthly rent (dollars)	Number reporting	Average value (dollars)	
											Number reporting	1.51 or more						
57	52	14	9	4	1	14			13	13			5	65.60	7	8,500		
	53	17	15	2		17			17	17			1		13	6,923		
	54	4	3	1		3			4	4			1		2			
	55	17	14	2		17	3		16	16			2		13	8,369		
	56	20	19		1	20			19	19			1		16	7,968		
	57	18	18			18			18	18					17	8,117		
	58	18	13	5		18	1		18	18			5	33.80	12	7,337		
	59	15	11	3		15		1	14	14			3	38.33	11	7,277		
	60	30	25	5		30			30	30	1		3	30.00	22	8,100		
	61	20	14	6		20	1		20	20			6	38.33	13	7,269		
	62	1																
	63	3	2	1		3	1		3	3					1			
	64	23	20	3		23	2		23	23			3	25.00	19	7,157		
	65	25	24	1		25	1	1	25	22			1		22	6,440		
	66	27	15	12		27	1		27	26	1		12	35.66	13	8,400		
	67	30	20	10		30			30	27			9	50.44	15	8,333		
	68	4		4		4			4	4			4	47.50				
	69	1																
	70	13	10	3		13			13	13			3	32.66	9	7,277		
	71	32	12	20		32			32	32			17	53.23	8	10,437		
	72	26	14	12		26	6		26	26	1		11	46.72	9	10,000		
	73	32	7	25		31			32	32	1		25	63.12	1			
	74	1																
	75	45	23	22		45			45	45			21	79.42	5	12,900		
	76	13	10	3		13			13	13			3	75.00	9	15,511		
	77	9	9			9			9	9					9	21,144		
	78	10	10			10			10	10					10	17,470		
	79	14	9	5		14			14	14			4	78.75	6	18,416		
	80	17	13	4		17			17	17			4	64.00	11	10,272		
	81	28	17	11		28			28	28			11	50.45	15	9,133		
	58	1	33	22	10		28	8	3	32	28	1		1		18	6,305	
		2	1															
		3	3	3			3			3	3					3	12,333	
		4	5	4	1		5	2	2	5	5			1		4	10,000	
		5	2															
6		2																
7		29	25	2	2	29	1	1	27	26			1		25	12,812		
8		9	8	1		9			9	9					8	9,437		
9		24	16	8		24			24	24			8	52.87	15	11,480		
10		13	11	2		13			11	11					11	11,500		
11		10	10			10			10	10					10	18,200		
12		20	20			20			20	20					19	16,263		
13		1																
14		17	17			17			17	17					17	16,617		
15		3	3			3			3	3					3	14,666		
16		25	22	2		25			24	24			2		21	8,857		
17		21	16	5		21			21	21			5	59.00	16	10,718		
18		22	22			22	1		22	22					22	8,240		
19		18	17	1		18			18	18			1		15	17,733		
20		14	14			14			14	14					14	17,142		
21		14	13	1		14			14	14			1		13	16,076		
22		22	20	2		17			22	18					18	14,333		
23		22	21	1	1	22			21	21	1				22	13,854		
24		21	16	5		21			21	21			4	53.25	14	13,071		
25		33	32			33		1	32	32					31	13,706		
26		14	14			14			14	14					14	12,321		
27		14	12	2		13			14	14			2		12	9,500		
28		14	13	1		14			14	14	1				13	9,423		
29		9	8	1		9		1	9	9			1		7	13,928		
30		17	16	1		17			17	17			1		16	8,612		
31		19	14	5		12			19	12			2		10	9,080		
32		22	20	2		17			22	18					18	14,333		
33		22	21	1		22			21	21	1				22	13,854		
34		21	16	5		21			21	21			4	53.25	14	13,071		
35		33	32			33		1	32	32					31	13,706		
36		14	14			14			14	14					14	12,321		
37		14	12	2		13			14	14			2		12	9,500		
38		14	13	1		14			14	14	1				13	9,423		
39		9	8	1		9		1	9	9			1		7	13,928		
40		17	16	1		17			17	17			1		16	8,612		
41		19	14	5		12			19	12			2		10	9,080		
42		22	20	2		17			22	18					18	14,333		
43	22	21	1		22			21	21	1				22	13,854			
44	21	16	5		21			21	21			4	53.25	14	13,071			
45	33	32			33		1	32	32					31	13,706			
46	14	14			14			14	14					14	12,321			
47	14	12	2		13			14	14			2		12	9,500			
48	14	13	1		14			14	14	1				13	9,423			
49	9	8	1		9		1	9	9			1		7	13,928			
50	17	16	1		17			17	17			1		16	8,612			
51	19	14	5		12			19	12			2		10	9,080			
52	22	20	2		17			22	18					18	14,333			
53	22	21	1		22			21	21	1				22	13,854			
54	21	16	5		21			21	21			4	53.25	14	13,071			
55	33	32			33		1	32	32					31	13,706			
56	14	14			14			14	14					14	12,321			
57	14	12	2		13			14	14			2		12	9,500			
58	14	13	1		14			14	14	1				13	9,423			
59	9	8	1		9		1	9	9			1		7	13,928			
60	17	16	1		17			17	17			1		16	8,612			
61	19	14	5		12			19	12			2		10	9,080			
62	22	20	2		17			22	18					18	14,333			
63	22	21	1		22			21	21	1				22	13,854			
64	21	16	5		21			21	21			4	53.25	14	13,071			
65	33	32			33		1	32	32					31	13,706			
66	14	14			14			14	14					14	12,321			
67	14	12	2		13			14	14			2		12	9,500			
68	14	13	1		14			14	14	1				13	9,423			
69	9	8	1		9		1	9	9			1		7	13,928			
70	17	16	1		17			17	17			1		16	8,612			
71	19	14	5		12			19	12			2		10	9,080			
72	22	20	2		17			22	18					18	14,333			
73	22	21	1		22			21	21	1				22	13,854			
74	21	16	5		21			21	21			4	53.25	14	13,071			
75	33	32			33		1	32	32					31	13,706			
76	14	14			14			14	14					14	12,321			
77	14	12	2		13			14	14			2		12	9,500			
78	14	13	1		14			14	14	1				13	9,423			
79	9	8	1		9		1	9	9			1		7	13,928			
80	17	16	1		17			17	17			1		16	8,612			
81	19	14	5		12			19	12			2		10	9,080			
82	22	20	2		17			22	18					18	14,333			
83	22	21	1		22			21	21	1				22	13,854			
84	21	16	5		21			21	21			4	53.25	14	13,071			
85	33	32			33		1	32	32					31	13,706			
86	14	14			14			14	14					14	12,321			
87	14	12	2		13			14	14			2		12	9,500			
88	14	13	1		14			14	14	1				13	9,423			
89	9	8	1		9		1	9	9			1		7	13,928			



Table 3.—CHARACTERISTICS OF HOUSING FOR CENSUS TRACTS, BY BLOCKS: 1950—Con.

Census tract	Block	All dwelling units by occupancy and tenure					All dwelling units by condition and plumbing facilities			Occupied dwelling units			Contract monthly rent <sup>1</sup>		Value <sup>2</sup> of one-dwelling-unit structures	
		Total	Owner occupied	Renter occupied	Vacant non-seasonal not dilap., for rent or sale	Other vacant and non-resident	Number reporting	No private bath or dilap.	No running water or dilap.	Total	Persons per room		Number reporting	Average monthly rent (dollars)	Number reporting	Average value (dollars)
											Number reporting	1.51 or more				
58	59	40	24	14	2	37	10		38	38		12	43.91	18	111.38	
	60	29	25	4		29			29	29		4	58.75	24	109.58	
	61	23	21	2		23			23	23		2		21	82.71	
	62	27	24	3		27			27	27	1	3		23	95.65	
	63	27	24	3		27	2		27	27		3	88.33	23	95.65	
	64	32	22	10		28	1	1	28	28		7	48.33	20	94.78	
	65	25	10	15		25			25	25		15	71.42	8	101.50	
	66	13	11	2		13			13	13		2	72.93	10	72.62	
	67	18	17	1		18			18	18		2		17	72.64	
	68	6	5	1		5			6	5		1		5	80.00	
59	1	10	7	3		9			10	10		2		6	131.66	
	2	16	11	5		16	2	1	16	16		5	42.60	11	62.72	
	3	24	14	9	1	22			23	23		10	61.50	8	95.00	
	4	26	17	9		24	1	1	26	24	1	14	38.22	14	65.00	
	5	16	11	5		16			16	16		9	52.00	9	48.33	
	6	18	17	1		17			18	16		17		17	75.64	
	7	21	19	2		21			21	21		15		15	103.13	
	8	20	20			17			20	20		20		20	72.65	
	9	20	25	2		25			27	27		25		25	82.68	
	10	15	15			15			15	15		15		15	85.40	
	11	13	12	1		13			13	13	1	1		12	74.75	
	12	20	17	3		20	2		20	20	1	3	106.66	16	83.31	
	13	15	13	2		14			15	14		10		13	71.69	
	14	10	10			10			10	10		10		10	120.00	
	15	8	7	1		8	2		8	8	1	1		6	92.66	
	16	8	7		1	8			7	7		7		7	117.57	
	17	12	5			17			17	17		5	42.20	12	79.33	
	18	16	4		1	21			20	20		3	71.66	17	91.47	
	19	22	21	1		22	1	1	22	22	1	1		20	82.25	
	20	19	13	3		16			22	16		15		15	62.53	
	21	24	20	4		24	1		24	24		20		20	64.90	
	22	17	14	3		17			17	17		3	51.66	14	85.78	
	23	14	4			5			5	5	1	4		4	48.75	
	24	20	13	6	1	20			19	19		6	36.16	13	52.69	
	25	24	22	2		23	4		24	23	1	1		18	62.44	
	26	23	19	4		23			23	23		4	38.75	15	57.33	
	27	19	15	4		18	3	3	19	18		3	65.00	15	61.33	
	28	33	31	2		31			33	31		2		26	72.26	
	29	4	4			4			4	4		4		4	85.00	
	30	24	20	4		23			24	24	1	4	36.50	18	92.44	
	31	18	17			17			18	17		18		18	94.83	
	32	3	3			3			3	3		3		3	43.33	
	33	5	5			5			5	5		4		4	40.00	
	34	5	4			5			5	5		4		4	53.75	
	35	5	3			5			3	3		3		3	75.00	
	36	17	15	2		17	2		17	17		2		15	58.93	
	37	10	10			9			10	10		10		10	73.40	
	38	10	10			10	1		10	10	1	9		9	53.77	
	39	23	18	3		20	2		21	18		2		14	75.55	
	40	19	13	4		19	5		17	17	1	4	48.25	12	69.08	
	41	22	20	2		21	1		22	22		2		19	77.94	
	42	20	20			20			20	20	1	20		20	81.15	
	43	24	23	1		24	2		24	24		23		23	80.52	
	44	21	16	3		21			19	19		1	32.33	16	72.81	
	45	12	10	1		12	1		11	11		1		10	87.20	
	46	14	11	2		14	4	1	13	13		2		10	62.50	
	47	17	15	2		16			17	16		1		15	73.66	
	48	5	3			5			5	5		2		3	53.33	
	49	8	7	1		7			8	8	1	1		7	82.28	
	50	9	8		1	9			8	8		8		8	69.12	
	51	11	9	2		11	2		11	11	1	2		8	82.12	
	52	23	21	2		23			23	22		20		20	81.05	
	53	29	29			29	1	1	29	29		22		22	74.10	
	54	25	19	6		24	3	1	25	24		5	56.00	18	75.23	
	55	22	18	4		22			22	22		4	39.75	18	60.00	
	56	25	22	3		24			25	24		3	36.33	21	81.00	
	57	27	25	2		26			27	26		2		24	75.16	
	58	18	17	1		18	1	1	18	18		17		17	82.23	
	59	6	3	3	1	6	2		5	5		1		3	60.00	
	60	11	11			11	3		11	11	1	11		11	61.18	
	61	16	10	3	1	15	1		13	13		2		10	87.30	
	62	21	17	3		21	4		20	20	1	3	36.66	15	74.93	
	63	18	18			18	1		18	18		18		18	80.00	
	64	22	21	1		22	1		22	22		1		20	62.20	
	65	21	16	4		20	4		16	16	1	14		14	63.50	
	66	20	16	6		16	8	1	15	15	4	6	49.50	5	74.00	
	67	2	2			2			2	2		2		19	41.05	
	68	23	21	2		23	4	1	23	23		2		19	41.05	
	69	10	9	1		10	1		10	10		9		9	45.77	
	70	11	7	4		10			11	10	1	4	30.75	6	48.33	
	71	1	1			1			1	1		8	39.62	9	43.33	
	72	21	11	10	1	20	2	2	19	19	1	7	49.22	10	49.00	
	73	31	15	11	5	31	12	2	26	26		9		9	49.00	

<sup>1</sup>For renter - occupied dwelling units and vacant nonseasonal not dilapidated units, for rent.  
<sup>2</sup>For owner - occupied dwelling units and vacant nonseasonal not dilapidated units, for sale only.

HOUSING—BLOCK STATISTICS

Table 3.—CHARACTERISTICS OF HOUSING FOR CENSUS TRACTS, BY BLOCKS: 1950—Con.

Census tract	Block	All dwelling units by occupancy and tenure					All dwelling units by condition and plumbing facilities			Occupied dwelling units			Contract monthly rent <sup>1</sup>		Value <sup>2</sup> of one-dwelling-unit structures	
		Total	Owner occupied	Renter occupied	Vacant non-seasonal not dilap., for rent or sale	Other vacant and non-resident	Number reporting	No private bath or dilap.	No running water or dilap.	Total	Persons per room	Occupied by non-white	Number reporting	Average monthly rent (dollars)	Number reporting	Average value (dollars)
59	80	22	17	5		22	5	3	22	22	12	5	33.60	14	3242	
	81	16	12	3		16	9	9	15	15	3	3	26.66	12	3583	
	82	14	12	2		14			14	14	1	2		11	4272	
	83	7	5	2		7	1	1	7	7	1	2		5	5100	
	84	5	2	3		5	5	5	5	5	1	2		2	2	
	85	4	4			4	4	4	4	4		4		4	1025	
	86	12	8	4		12	5	3	12	12		4	42.00	7	6328	
	87	8	4	3		8	2		7	7	3	3	37.66	3	5233	
	88	12	11	1		12	1	1	12	12		1		11	7609	
	89	18	15	3		18	1		18	18		3	45.00	15	8320	
	90	13	9	4		13	4		13	13	1	4	62.50	7	5471	
	91	14	10	4		14	2		14	14		4	33.00	9	6111	
	92	17	14	3		17	1		17	16		3	26.66	13	6907	
	93	8	8			8	2	1	8	8		8		8	7562	
	94	19	17	2		19			19	19		2		17	8582	
	95	16	14	2		16	2		16	16		14		14	9142	
	96	14	12	2		14	1	1	14	14		2		12	6525	
	97	10	7	3		7	1		10	7		1		6	7333	
	98	15	13	2		14			15	14		1		12	6650	
	99	12	9	3		12			12	12		3	30.66	8	7187	
	100	25	23	2		25			25	25		2		23	9330	
	101	17	17			17			17	17		17		17	10735	
	102	22	22			22			22	22		22		22	13945	
	103	21	20			21			20	20		20		20	13550	
	104	12	11	1		12			12	12		1		11	14790	
	105	26	21	5		25	1		26	25	1	4	61.00	18	14622	
	106	16	11	5		16	2		16	16		5	54.00	11	8390	
	107	15	14	1		15			15	15		1		14	7550	
	108	15	12	3		15	1		15	15		2		11	7363	
	109	19	16	3		18			19	19		2		15	8766	
	110	14	12	2		14	2		14	12		1		10	7300	
	111	18	14	4		18	2		18	18	1	3	59.33	12	10266	
	112	15	13	2		15			15	15		13		13	8900	
	113	19	16	2		19			18	18		2		16	8093	
	114	19	15	4		18			19	18		4	38.25	13	7269	
	115	17	15	2		17	3		17	17		2		15	6686	
	116	22	18	4		22			22	22		4	37.50	18	8538	
	117	15	14	1		15	1		15	15		1		14	7492	
	118	29	23	6		29			29	29	1	6	86.66	21	8771	
	119	10	10			10			10	10	1	1		10	6920	
	120	4	2	2		4	1		4	4		1		2	2	
	121	8	6	2		8	8	7	8	8	1	5		6	1200	
	122	1				1			1							
	123	4	4			4	4	3	4	4		4		4	1750	
	124	15	15			15	8	7	15	15	1	14		15	2373	
125	2				2			2								
126	2				2			2								
127	19	9	8	1	19	12	9	17	17	1	17	19.77	9	2677		
128	21	15	6		21	3	2	21	21		15	48.00	12	4041		
129	23	13	9		23	9	4	22	21	1	12	56.55	10	3800		
60	1	7	5	2		7	2	2	7	7		2		5	3820	
	2	7	7			7			7	7		7		7	4571	
	3	7	7			7	1		7	7	2	7		7	3842	
	4	9	9			9			9	9		9		9	3722	
	5	5	4	1		5			5	5	1	1		4	4125	
	6	6	5	1		5	2	1	5	5		5		5	4000	
	7	6	4	2		6	1	1	6	6		2		3	2500	
	8	9	7	2		9	1		9	9	1	2		7	5928	
	9	12	10	2		12	2		12	12		2		10	6850	
	10	9	9			9	5		9	9		9		9	3455	
	11	9	5	3		9	5	1	8	8		3	32.33	3	4933	
	12	15	12	3		15			15	15	1	3	27.66	12	5708	
	13	16	14	2		16	4	2	16	16		12		12	7116	
	14	10	7	3		10			10	10		3	31.66	7	5900	
	15	1				1			1							
	16	5	4	1		5			5	5		1		4	4250	
	17	7	6	1		7			7	7	1	1		6	4833	
	18	4	4			4	2		4	4		4		4	2250	
	19	9	9			9	1		9	9		8		8	5812	
	20	5	5			5	1		5	5		5		5	4700	
	21	3	3			3	1		3	3		3		3	3000	
	22	5	4	1		5	2	1	5	5		1		2	2	
	23	5	3	2		5			5	5		2		2	2	
	24	19	14	5		19	2	1	19	19	1	5	39.60	10	7610	
	25	16	16			16	2	1	16	16		16		16	7218	
	26	8	4	4		8	2		8	8	1	4	30.00	3	8000	
	27	6	4	2		6		1	6	6		4		4	6750	
	28	7	7			7	1		7	7		6		6	9416	
	29	12	7	5		12	1	1	12	12		3	46.66	7	8071	
	30	17	14	3		17			17	17		2		12	7025	
31	5	4	1		5			5	5		1		4	4500		
32	18	10	8		18	3		18	18	1	8	41.25	6	5450		
33	13	11	2		13			13	13	1	10		10	5520		
34	11	9	2		11			11	11		8		8	6562		
35	15	13	2		15	1		15	15		12		12	6000		
36	15	12	3		15	2	1	15	15		12		12	6041		

<sup>1</sup>For renter - occupied dwelling units and vacant nonseasonal not dilapidated units, for rent.  
<sup>2</sup>For owner - occupied dwelling units and vacant nonseasonal not dilapidated units, for sale only.

Table 3.—CHARACTERISTICS OF HOUSING FOR CENSUS TRACTS, BY BLOCKS: 1950—Con.

Census tract	Block	All dwelling units by occupancy and tenure					All dwelling units by condition and plumbing facilities			Occupied dwelling units			Contract monthly rent <sup>1</sup>		Value <sup>2</sup> of one-dwelling-unit structures		
		Total	Owner occupied	Renter occupied	Vacant non-seasonal not dilap., for rent or sale	Other vacant and non-resident	Number reporting	No private bath or dilap.	No running water or dilap.	Total	Persons per room		Occupied by non-white	Number reporting	Average monthly rent (dollars)	Number reporting	Average value (dollars)
											Number reporting	1.51 or more					
60	37	32	29	3					32	32			3	65.00	29	6,603	
	38	21	17	4					21	21			4	22.50	17	5,970	
	39	15	14	1					15	15			1		14	6,000	
	40	16	13	3					16	16	1		2		12	4,541	
	42	18	13	5				3	18	18			4	35.75	11	7,072	
	43	29	22	7					29	29	2		5	61.00	17	7,500	
	44	27	22	5					27	27			5	56.00	18	7,333	
	45	29	27	2					29	26			2		23	6,391	
	46	60	50	10					60	60	1		2	37.30	44	7,531	
	47	24	22	2					24	24			1		20	9,085	
	48	23	20	3					23	23			3	46.66	19	7,473	
	49	32	20	12					32	28			9	44.44	14	8,278	
	50	26	22	4					26	26	2		4	48.75	21	8,180	
	51	20	18	2					20	20			2		15	8,466	
	52	23	20	3					23	23			3	58.33	20	8,165	
	53	48	46	2					48	48			2		45	8,311	
	54	23	21	2					23	23			1		21	8,323	
	55	21	17	4		1			21	19			2		16	8,700	
	56	19	18	1					19	19			1		17	8,052	
	57	27	24	3					27	27			3	42.66	22	7,872	
	58	12	11	1					12	12					10	7,750	
	59	16	16						16	16					16	7,068	
	60	18	18						18	18					18	6,705	
	61	15	14	1					15	15	1		1		14	6,485	
	62	22	20	2	1				22	21			1		19	9,042	
	63	20	18	2					20	20					17	7,494	
	64	27	24	3					27	25			1		21	8,119	
	65	17	15	2					17	16			1		15	8,066	
	67	7	6	1		1			7	7			1		6	9,166	
	68	32	29	3	1				32	31	1		1		28	7,978	
	69	5	4	1					5	5			1		4	9,500	
	70	6	5	1					6	6			1		4	9,000	
	71	29	23	6					29	28			5	37.80	20	8,755	
	72	20	16	4		1			20	18			2		16	8,293	
	73	13	9	4					13	12			2	44.00	8	7,475	
	74	24	20	4				6	24	23			4		17	7,852	
	75	19	16	3					19	18			2		15	7,633	
	76	9	7	2					9	9			2		6	7,250	
	77	8	4	4					8	8			4	36.25	3	6,500	
	78	23	17	6					23	23			5	34.00	15	6,093	
	79	6	3	3					6	6			1		3	5,500	
	80	15	5	10					15	10			3	47.66	14	7,285	
	81	22	4	18					22	26	2		4	33.75	16	8,812	
	82	22	6	16					22	28	1		5	44.00	17	7,258	
	83	27	10	17		1			27	26			9	53.11	12	8,208	
	84	24	3	21					24	23			3	53.33	18	7,544	
	85	25	7	18	1				25	24			6	36.66	12	5,316	
	86	4	2	2					4	4			2		1		
	87	14	11	3					14	13			3	39.00	6	6,083	
	88	12	10	2					12	12	1		2		9	4,944	
	89	32	19	13					32	32	4		13	24.53	18	8,027	
	90	23	14	9					23	23			8	42.37	12	7,983	
61	1	6	4	2					6	6			2		4	7,625	
	3	8	7	1					8	8			1		6	4,416	
	4	9	9						9	9					9	5,888	
	7	2	4						2	4					4	12,500	
	8	4	4						4	4							
	9	2	2						2	2							
	12	2							2	2							
	13	6	5	1					6	6			1		5	6,260	
	15	1							1	3					3	11,333	
	20	3	3						3	3							
	21	4	3	1					4	4			1		3	4,833	
	22	9	5	4					9	6			1		5	3,700	
	23	5	5						5	5					4	7,550	
	24	5	2	3					5	4			2		2		
	25	7	7						7	7			2		7	4,200	
	26	11	7	4					11	10			3	21.66	7	6,285	
	27	4	2	2					4	3			1		1		
	28	7	6	1		1			7	7					5	8,560	
	29	4	3	1					4	4			1		2		
	30	4	4						4	4					4	6,875	
	32	10	9	1					10	9			1		9	4,755	
	33	5	5						5	5					3	3,833	
	34	7	7						7	7			1		5	5,020	
	35	9	7	2					9	9					8	4,075	
	36	7	7						7	7					7	2,471	
	37	4	4						4	4					3	2,333	
	38	5	4	1					5	5			1		3	2,166	
	39	5	4	1					5	5					3	2,666	
	40	12	14						12	14			2		9	4,244	
	41	5	4	1					5	5			1		3	6,166	
	42	2							2								
	43	2	6						2	6					3	9,500	

<sup>1</sup>For renter - occupied dwelling units and vacant nonseasonal not dilapidated units, for rent.  
<sup>2</sup>For owner - occupied dwelling units and vacant nonseasonal not dilapidated units, for sale only.

HOUSING—BLOCK STATISTICS

Table 3.—CHARACTERISTICS OF HOUSING FOR CENSUS TRACTS, BY BLOCKS: 1950—Con.

Census tract	Block	All dwelling units by occupancy and tenure					All dwelling units by condition and plumbing facilities			Occupied dwelling units			Contract monthly rent <sup>1</sup>		Value <sup>2</sup> of one-dwelling-unit structures	
		Total	Owner occupied	Renter occupied	Vacant non-seasonal not dilap., for rent or sale	Other vacant and non-resident	Number reporting	No private bath or dilap.	No running water or dilap.	Total	Persons per room		Number reporting	Average monthly rent (dollars)	Number reporting	Average value (dollars)
											Number reporting	1.51 or more				
61	44	3	3			3			3	3					3	6,666
	45	5	5			5			5	5					4	7,000
	46	1														
	47	6							6	6	1				5	4,780
	48	7							7	7	1				5	5,400
	49	10							10	10	3				9	4,255
	50	13							13	13	3	1			12	4,083
	51	13							13	13	5				5	4,260
	52	8							8	8	1				7	2,971
	53	7							7	7	3				7	4,500
	54	10			1	1	9		4	13	13	3			13	6,523
	55	13					13		4	10	10				10	9,750
	56	10					10		4	6	6				2	4,444
	57	5					5		4	4	4				2	6,950
	58	5					5		4	4	4				4	7,833
	59	8					8		2	8	8				1	5,000
	60	11					11		1	11	11	1			7	2,350
	61	4					4		3	4	4				1	2,340
	62	8					8		6	8	8				2	5,550
	63	7					7		2	7	7				6	8,250
	64	4					4		1	4	4				3	6,500
	65	4					4		2	4	4				4	5,875
	66	5					5		1	5	5				5	5,400
	67	4					4		1	4	4				3	7,381
	68	7					7		1	7	7				3	9,015
	69	4					4		2	4	4				6	6,400
	70	7					7		3	7	7				3	5,166
	71	7					7		2	7	7				5	6,800
	72	5					5		2	5	5				5	6,225
	73	7					7		2	7	7				5	5,625
	74	9					9		2	9	9				5	6,100
	75	10					10		4	10	10				5	5,000
	76	11					11		1	11	11				9	5,222
	77	14					14		1	14	14				1	4,444
	78	4					4		1	4	4				4	6,250
	79	4					4		1	4	4				4	7,425
	80	4					4		4	4	4				7	6,442
	81	2					2			2	2				4	3,875
	82	1					1			1	1				3	6,800
	83	7					7		3	7	7				5	5,500
	84	21					21		1	21	21	1			21	8,000
	85	15					15		2	15	15				13	10,046
	86	11					11		1	11	11				9	4,568
	87	4					4		2	4	4				4	3,750
88	2					2		1	2	2				5	6,600	
89	11					11		2	11	11				1	5,290	
90	27					27		2	27	27				4	8,573	
91	10					10		3	10	10	2			10	5,010	
92	9					9		1	9	9				7	19,000	
93	10					10		1	10	10				4	12,450	
94	8					8		6	8	8				2	5,037	
95	11					11		1	11	11				6	5,750	
96	18					18		1	18	18				1	9,729	
97	5					5		1	5	5				4	11,750	
98	4					4		2	4	4				4	4,873	
99	1					1		3	1	1				7	5,642	
100	1					1		5	1	1				2	4,000	
101	5					5		2	5	5				8	2,666	
102	8					8		4	8	8				6	2,666	
103	3					3		1	3	3				1	4,000	
104	3					3		2	3	3				1	2,666	
105	3					3		3	3	3				3	2,666	
106	3					3		2	3	3				3	3,000	
107	3					3		3	3	3				3	3,166	
108	3					3		2	3	3				10	10,900	
109	3					3		2	3	3				1	9,000	
110	3					3		2	3	3				1	6,885	
111	14					14		3	14	14				12	6,141	
112	3					3		3	3	3				3	6,666	
113	7					7		3	7	7				3	3,640	
114	15					15		3	15	15				10	10,900	

<sup>1</sup>For renter - occupied dwelling units and vacant nonseasonal not dilapidated units, for rent.  
<sup>2</sup>For owner - occupied dwelling units and vacant nonseasonal not dilapidated units, for sale only.

Table 3.—CHARACTERISTICS OF HOUSING FOR CENSUS TRACTS, BY BLOCKS: 1950—Con.

Census tract	Block	All dwelling units by occupancy and tenure					All dwelling units by condition and plumbing facilities			Occupied dwelling units			Contract monthly rent <sup>1</sup>		Value <sup>2</sup> of one-dwelling-unit structures		
		Total	Owner occupied	Renter occupied	Vacant non-seasonal not dilap., for rent or sale	Other vacant and non-resident	Number reporting	No private bath or dilap.	No running water or dilap.	Total	Persons per room		Occupied by non-white	Number reporting	Average monthly rent (dollars)	Number reporting	Average value (dollars)
											Number reporting	1.51 or more					
62	39	2															
	41	1															
	42	1															
	43	1															
	44	1															
	45	1															
	46	1															
	47	1															
	48	1															
	49	1															
	50	1															
	51	1															
	52	1															
	53	1															
	54	1															
	55	1															
	56	1															
	57	1															
	58	1															
	59	1															
	60	1															
	61	1															
	62	1															
	63	1															
	64	1															
	65	1															
	66	1															
	67	1															
	68	1															
	69	1															
	70	1															
	71	1															
	72	1															
	73	1															
	74	1															
	75	1															
	76	1															
	77	1															
	78	1															
	79	1															
	80	1															
	81	1															
	82	1															
	83	1															
	84	1															
	85	1															
	86	1															
	87	1															
	88	1															
	89	1															
	90	1															
	91	1															
	92	1															
	93	1															
	94	1															
	95	1															
	96	1															
	97	1															
	98	1															
	99	1															
	100	1															
	101	1															
	102	1															
	103	1															
	104	1															
	105	1															
	106	1															
	107	1															
	108	1															
	109	1															
	110	1															
	111	1															
	112	1															
	113	1															
	114	1															
	115	1															
	116	1															
	117	1															
	118	1															
	119	1															
	120	1															
	121	1															
	122	1															
	123	1															
	124	1															
	125	1															
	126	1															
	127	1															
	128	1															
	129	1															
	130	1															
	131	1															
	132	1															
	133	1															
	134	1															
	135	1															
	136	1															
	137	1															
	138	1															
	139	1															
	140	1															
	141	1															
	142	1															
	143	1															
	144	1															

<sup>1</sup>For renter - occupied dwelling units and vacant nonseasonal not dilapidated units, for rent.  
<sup>2</sup>For owner - occupied dwelling units and vacant nonseasonal not dilapidated units, for sale only.

## HOUSING—BLOCK STATISTICS

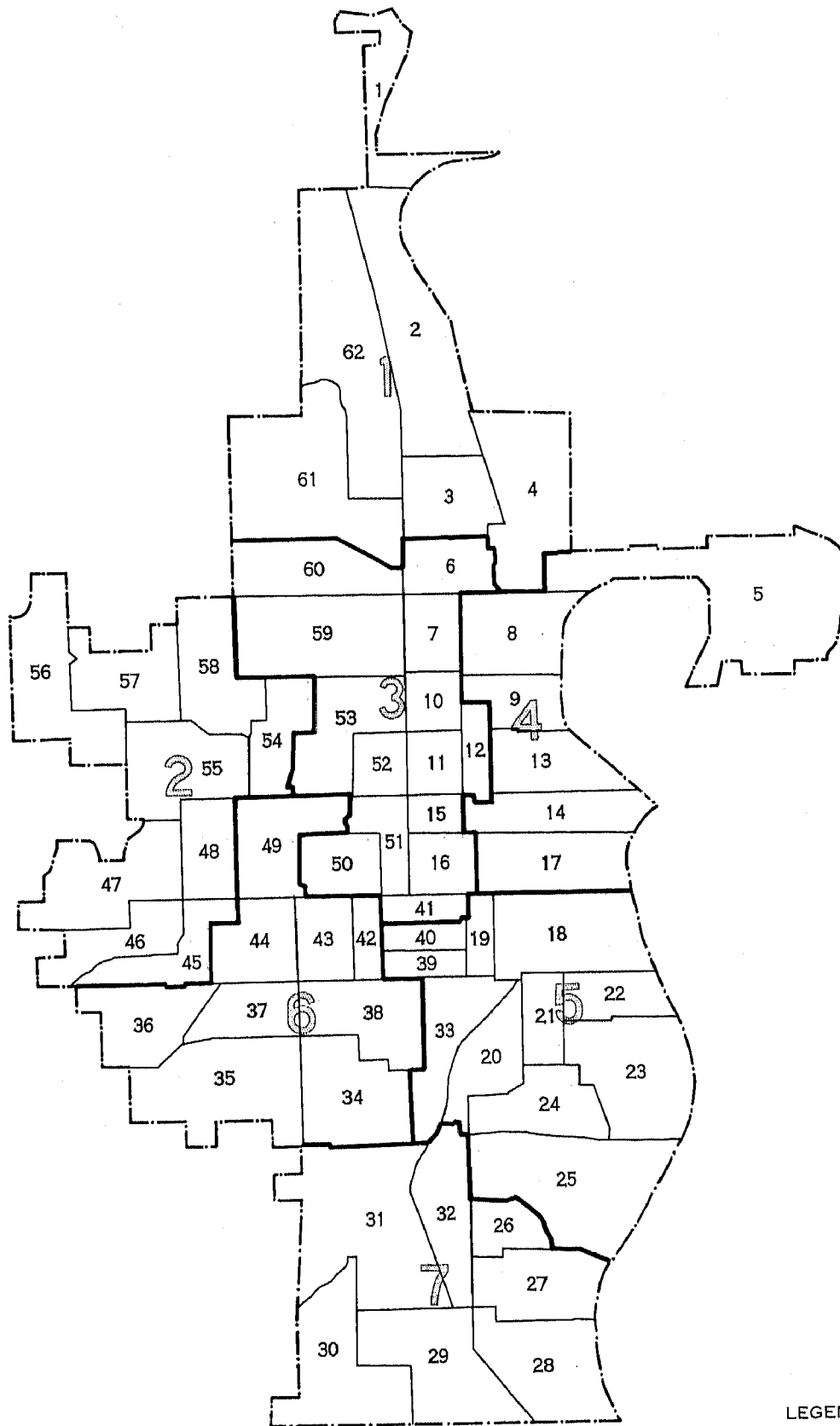
Table 3.—CHARACTERISTICS OF HOUSING FOR CENSUS TRACTS, BY BLOCKS: 1950—Con.

Census tract	Block	All dwelling units by occupancy and tenure					All dwelling units by condition and plumbing facilities			Occupied dwelling units			Contract monthly rent <sup>1</sup>		Value <sup>2</sup> of one-dwelling-unit structures		
		Total	Owner occupied	Renter occupied	Vacant non-seasonal not dilap., for rent or sale	Other vacant and non-resident	Number reporting	No private bath or dilap.	No running water or dilap.	Total	Persons per room		Occupied by non-white	Number reporting	Average monthly rent (dollars)	Number reporting	Average value (dollars)
											Number reporting	1.51 or more					
62	145	18	17	1		18	4	1	18	18		1	1		16	8,437	
	146	1															
	147	10	9			8			9	8					8	9,400	
	148	15	14	1		15			15	15			1		14	9,050	
	149	14	13	1		14			14	14			1		12	10,041	
	150	8	8			8			8	8					8	12,875	
	151	13	11		1	13		1	11	11					11	13,909	
	152	35	26	9		35	5	1	35	35	1		6	47.50	23	9,826	
	153	19	17	2		19			19	19			2		17	9,794	

<sup>1</sup>For renter - occupied dwelling units and vacant nonseasonal not dilapidated units, for rent.<sup>2</sup>For owner - occupied dwelling units and vacant nonseasonal not dilapidated units, for sale only.

PO 112

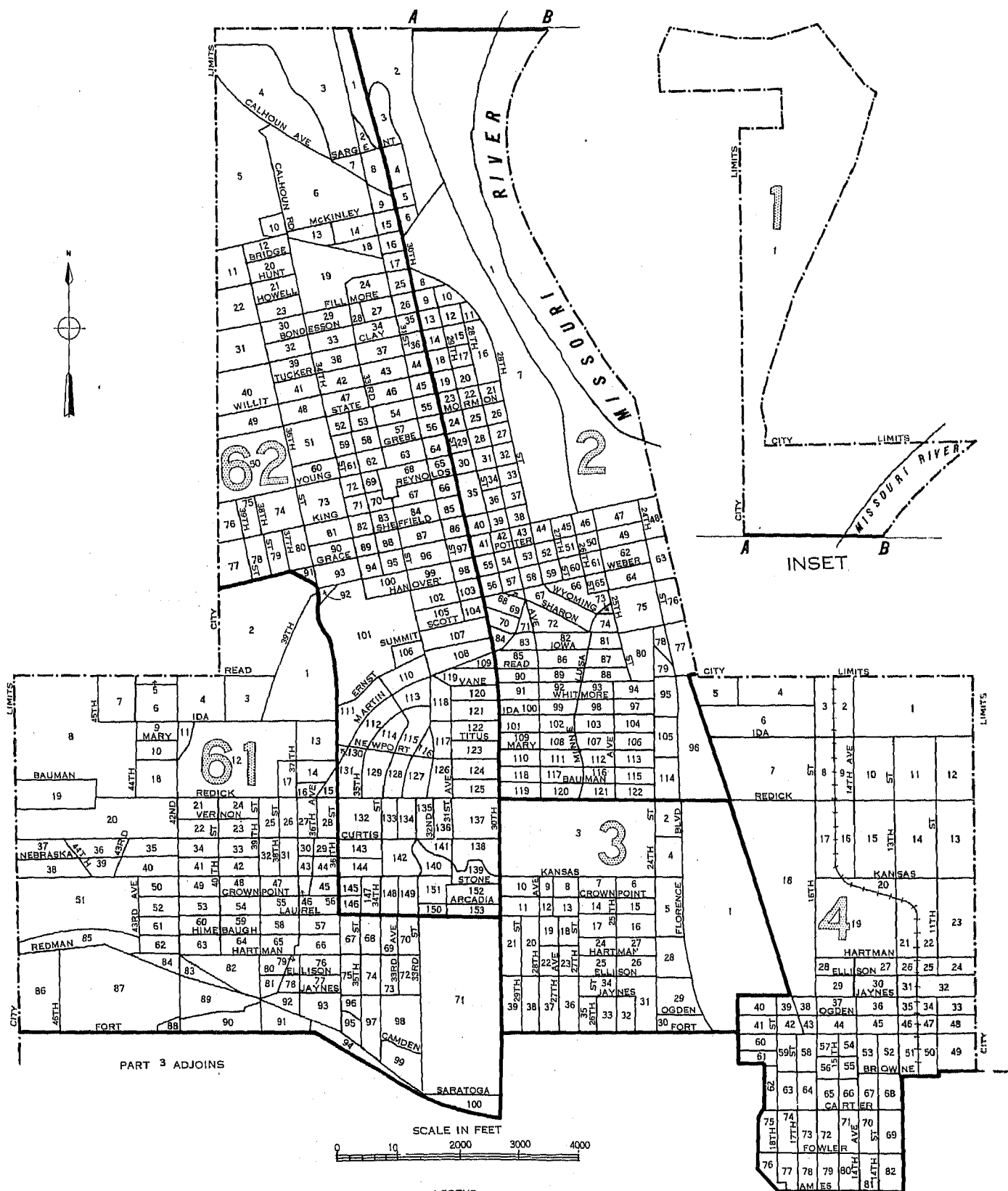
OMAHA, NEBRASKA, BY CENSUS TRACTS : 1950  
KEY MAP



LEGEND  
TRACT NUMBER — 9  
PART NUMBER — 1

# OMAHA, NEBRASKA, BY CENSUS TRACTS AND BLOCKS: 1950

PART 1 OF 7 PARTS



LEGEND

BLOCK NUMBERS

TRACT NUMBERS

TRACT BOUNDARIES

U.S. DEPARTMENT OF COMMERCE, BUREAU OF THE CENSUS

25

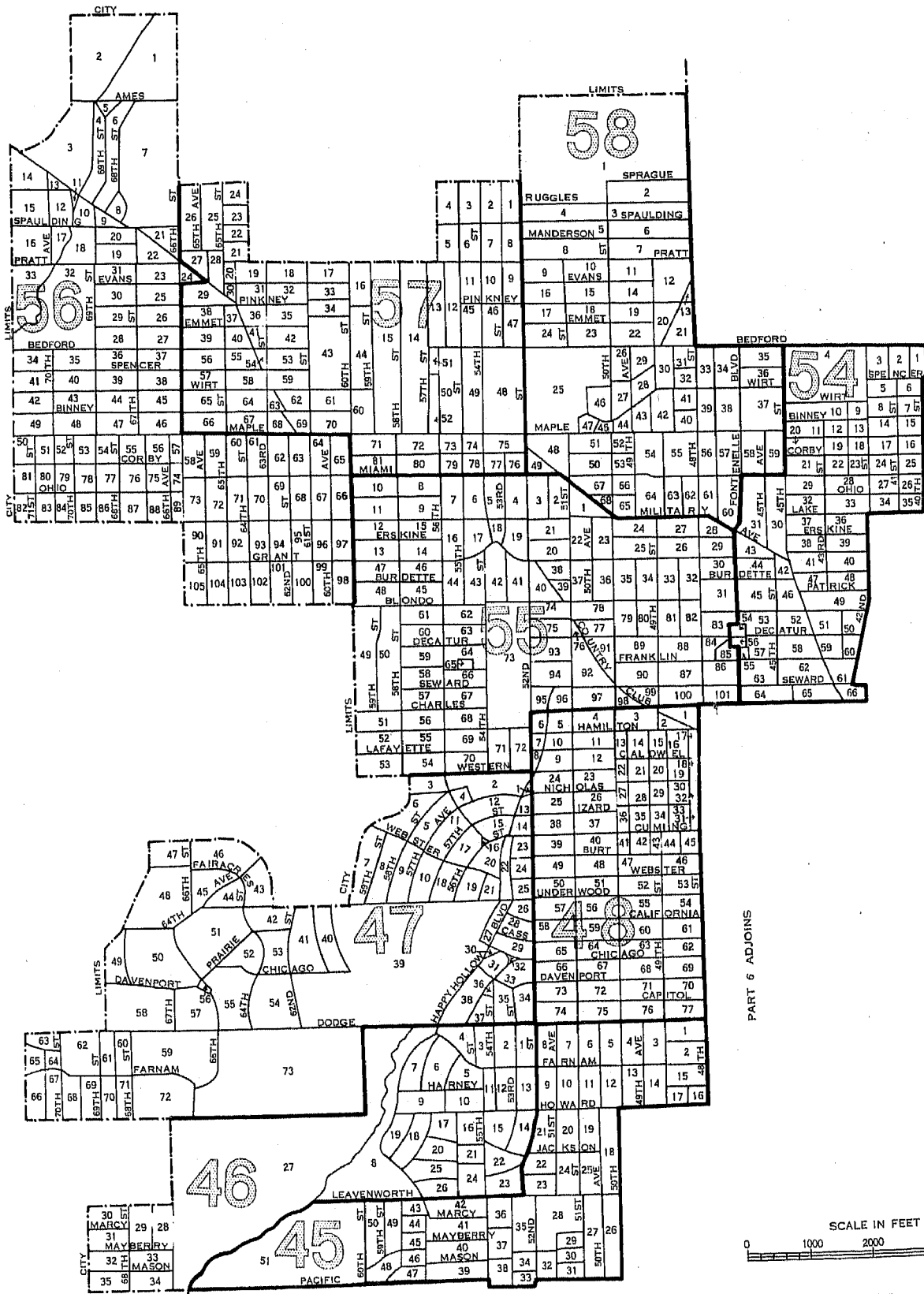
2

PART 4 ADJOINS



# OMAHA, NEBRASKA, BY CENSUS TRACTS AND BLOCKS: 1950

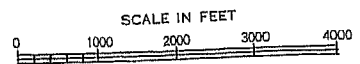
PART 2 OF 7 PARTS



PART 3 ADJOINS



PART 6 ADJOINS



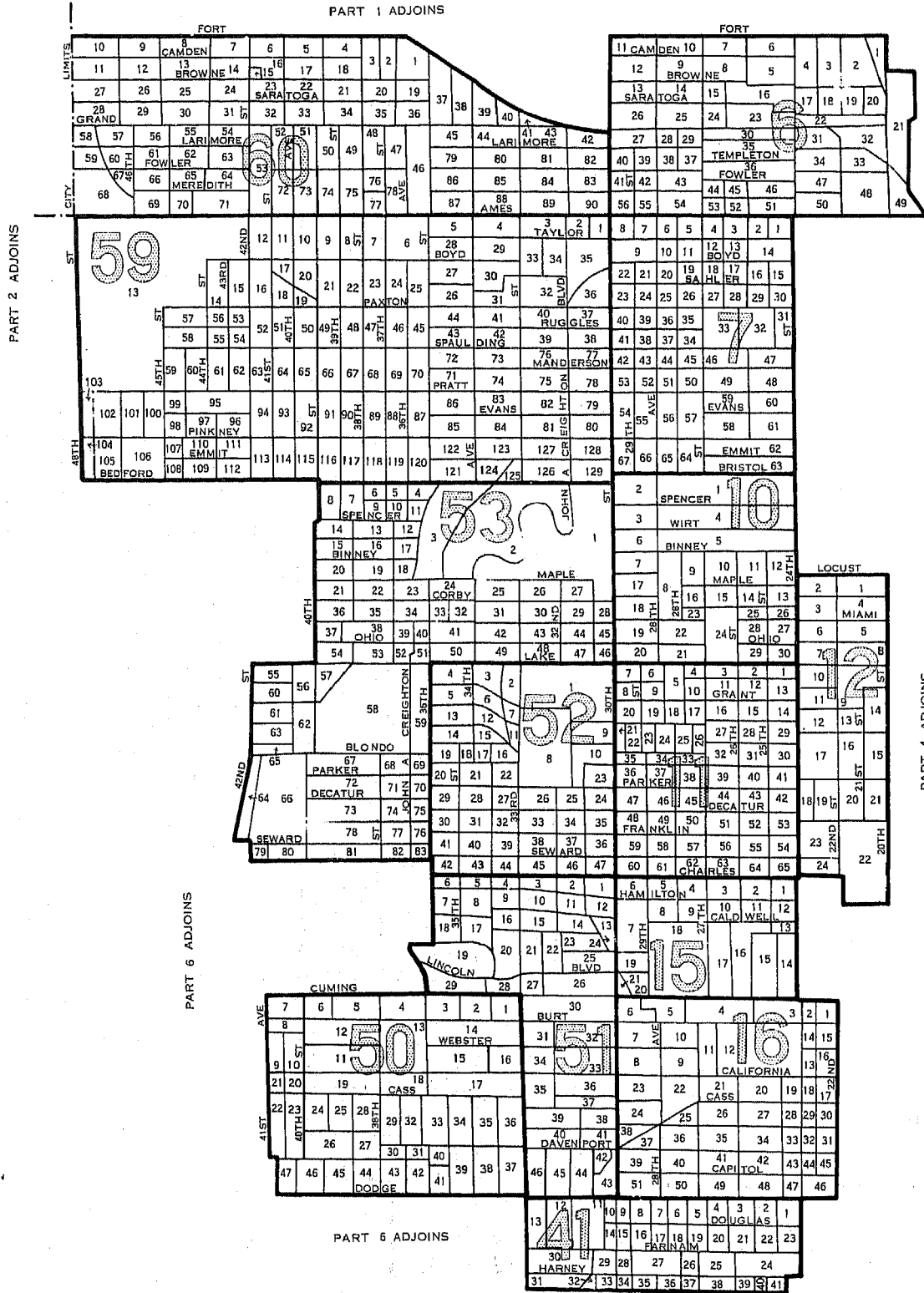
LEGEND

- BLOCK NUMBERS
- TRACT NUMBERS
- TRACT BOUNDARIES
- U.S. DEPARTMENT OF COMMERCE, BUREAU OF THE CENSUS

PART 6 ADJOINS

# OMAHA, NEBRASKA, BY CENSUS TRACTS AND BLOCKS: 1950

PART 3 OF 7 PARTS



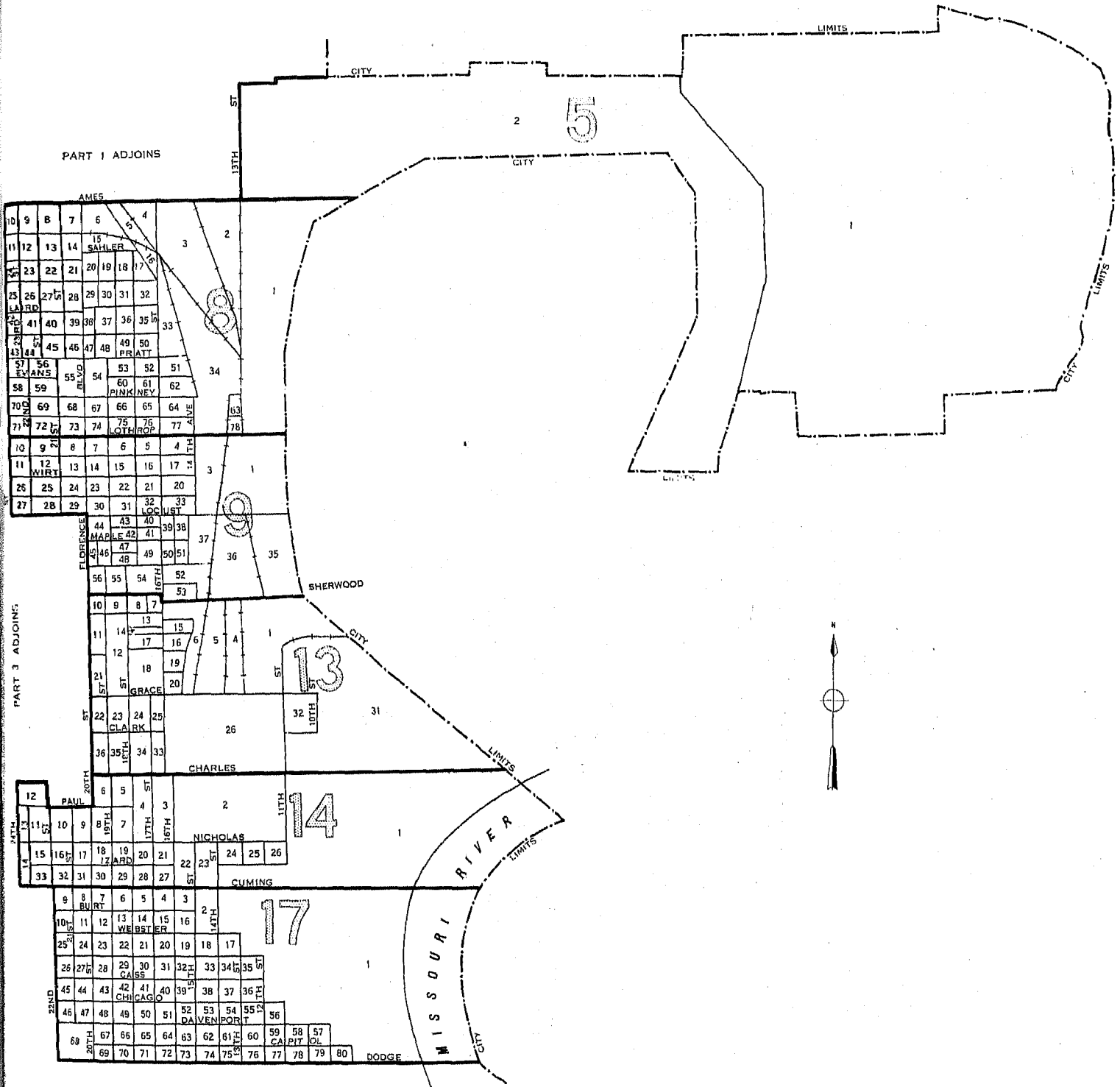
SCALE IN FEET  
0 1000 2000 3000 4000

LEGEND

- BLOCK NUMBERS
- TRACT NUMBERS
- TRACT BOUNDARIES
- U.S. DEPARTMENT OF COMMERCE, BUREAU OF THE CENSUS

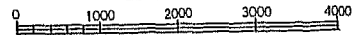
# OMAHA, NEBRASKA, BY CENSUS TRACTS AND BLOCKS: 1950

PART 4 OF 7 PARTS



PART 5 ADJOINS

SCALE IN FEET



LEGEND

BLOCK NUMBERS  
TRACT NUMBERS  
TRACT BOUNDARIES

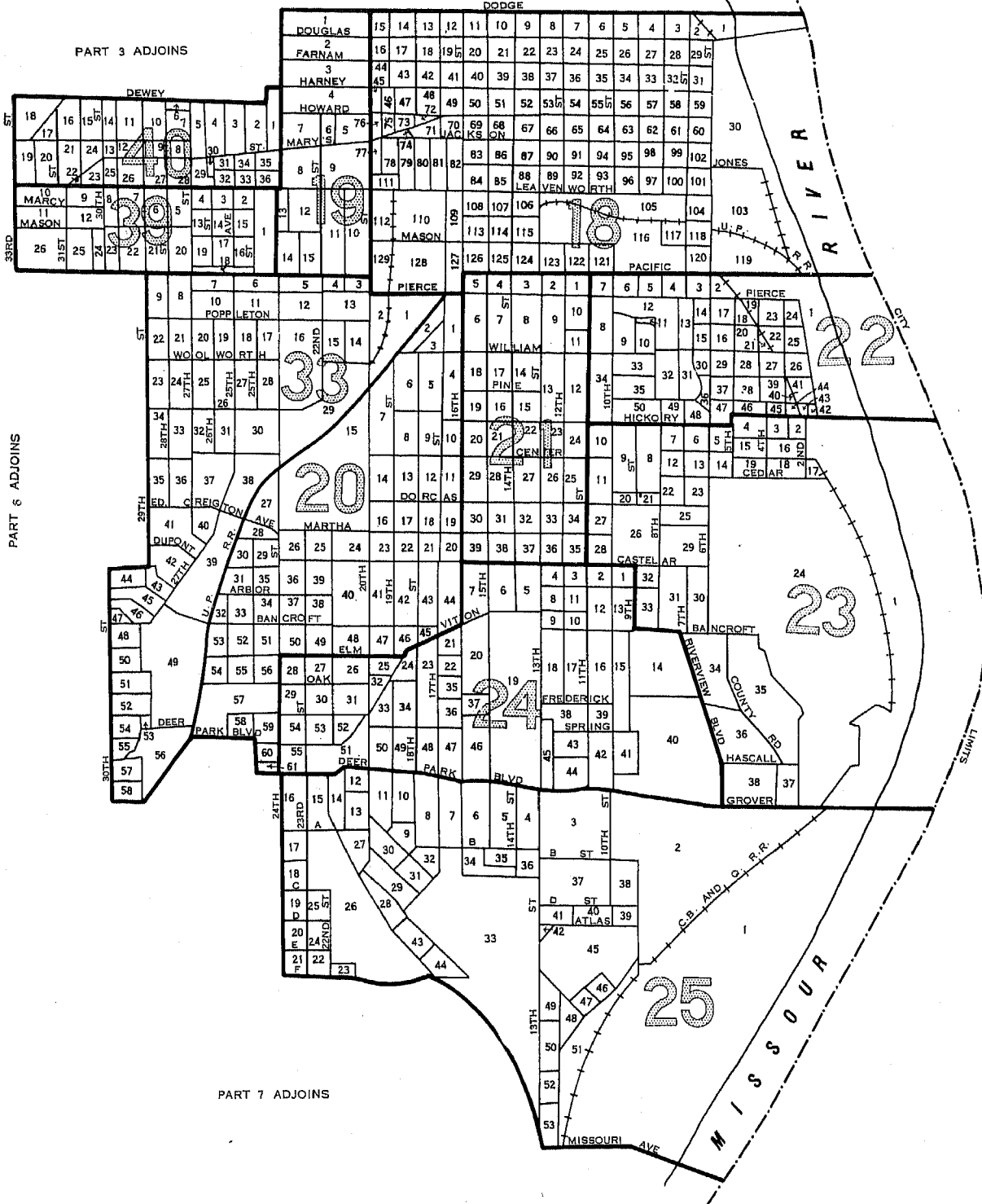
25  
**2**

U.S. DEPARTMENT OF COMMERCE, BUREAU OF THE CENSUS

OMAHA, NEBRASKA, BY CENSUS TRACTS AND BLOCKS: 1950

PART 5 OF 7 PARTS

PART 4 ADJOINS



LEGEND

- BLOCK NUMBERS
- TRACT NUMBERS
- TRACT BOUNDARIES
- U.S. DEPARTMENT OF COMMERCE, BUREAU OF THE CENSUS

25

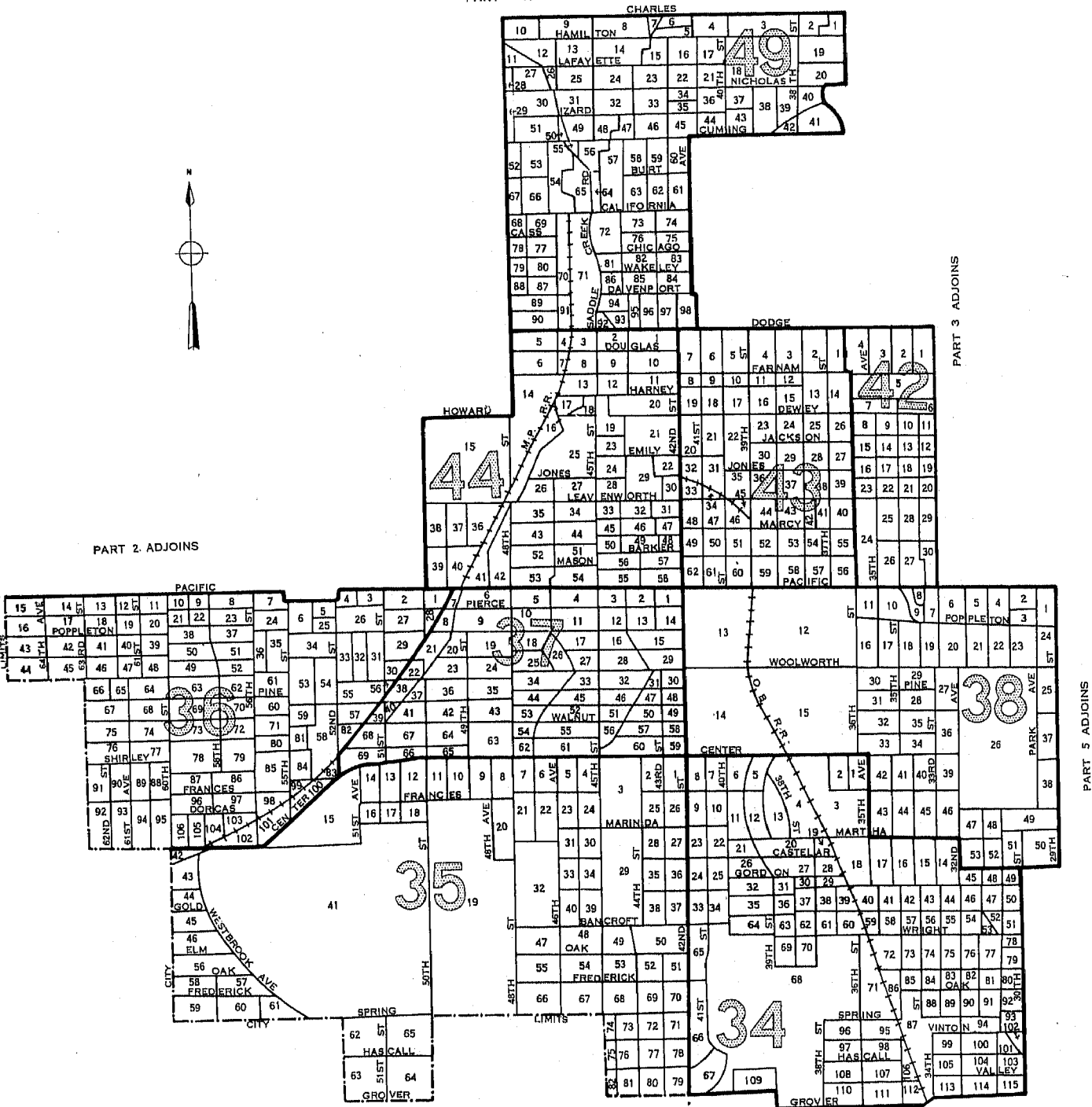
2

# OMAHA, NEBRASKA, BY CENSUS TRACTS AND BLOCKS: 1950

PART 6 OF 7 PARTS

PART 2 ADJOINS

PART 3 ADJOINS

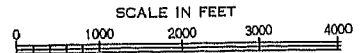


PART 2 ADJOINS

PART 3 ADJOINS

PART 5 ADJOINS

PART 7 ADJOINS



LEGEND

BLOCK NUMBERS

TRACT NUMBERS

TRACT BOUNDARIES

U.S. DEPARTMENT OF COMMERCE, BUREAU OF THE CENSUS

