


# 1950 UNITED STATES CENSUS OF HOUSING

U. S. DEPARTMENT OF COMMERCE • BUREAU OF THE CENSUS



**ORLANDO, FLA.**

**BLOCK  
STATISTICS**

## U. S. CENSUS OF HOUSING: 1950

### Volume

- I General Characteristics
- II Nonfarm Housing Characteristics
- III Farm Housing Characteristics
- IV Residential Financing
- V Block Statistics

Housing statistics for census tracts are to be included in the Population reports on census tracts.

## U. S. CENSUS OF POPULATION: 1950

### Volume

- I Number of Inhabitants
- II Characteristics of the Population

Succeeding volumes will cover the following subjects:

Census Tracts, Nativity and Parentage, Nonwhite Population by Race, Persons of Spanish Surname, Institutional Population, Differential Fertility, Labor Force Characteristics, Occupation, Industry, Income, Internal Migration. Education, Characteristics of Families and Households.

**UNITED STATES CENSUS of HOUSING : 1950**  
U. S. DEPARTMENT OF COMMERCE      BUREAU OF THE CENSUS  
CHARLES SAWYER, Secretary      ROY V. PEEL, Director



**BLOCK STATISTICS**


**ORLANDO**  
**FLORIDA**

*Prepared under the supervision of*  
Howard G. Brunsman, Chief  
*Population and Housing Division*

1950 HOUSING CENSUS REPORT  
VOLUME V, PART 137

UNITED STATES GOVERNMENT PRINTING OFFICE 1952

**BLOCKS**





## BUREAU OF THE CENSUS

ROY V. PEEL, *Director*

A. ROSS ECKLER, *Deputy Director*  
HOWARD C. GRIEVES, *Assistant Director*  
CONRAD TAEUBER, *Assistant Director*  
MORRIS H. HANSEN, *Assistant Director for Statistical Standards*  
ROBERT Y. PHILLIPS, *Assistant Director for Operations*  
CALVERT L. DEDRICK, *Coordinator, International Statistics*  
FRANK R. WILSON, *Information Assistant to the Director*

### Population and Housing Division—

HOWARD G. BRUNSMAN, *Chief*  
WAYNE F. DAUGHERTY, *Assistant Chief for Housing*  
ROBERT B. VOIGHT, *Assistant Chief for Operations*  
HENRY S. SHRYOCK, JR., *Assistant Chief for Population*  
EDWIN D. GOLDFIELD, *Program Coordinator*

Quality and Equipment Statistics—Robert C. Hamer, *Chief*  
Inventory Statistics—Carl A. S. Coan, *Chief*  
Developmental Programs—J. Hugh Rose, *Chief*  
Residential Financing—Junia H. Honnold, *Chief*  
Territories and Possessions—Joel Williams, *Chief*  
Statistical Sampling—Joseph Steinberg, *Chief*  
Statistical Procedure—Morton A. Meyer, *Chief*  
Processing Operations—Milton D. Lieberman, *Chief*

Administrative Service Division—WALTER L. KERRES, *Chief*  
Agriculture Division—RAY HURLEY, *Chief*  
Budget Officer—CHARLES H. ALEXANDER  
Business Division—HARVEY KAILIN, *Acting Chief*  
Field Division—LOWELL T. GALT, *Chief*  
Foreign Trade Division—J. EDWARD ELY, *Chief*  
Geography Division—CLARENCE E. BATSCHLET, *Chief*  
Governments Division—ALLEN D. MANVEL, *Chief*  
Industry Division—MAXWELL R. CONKLIN, *Chief*  
Machine Tabulation Division—C. F. VAN AKEN, *Chief*  
Personnel Division—HELEN D. ALMON, *Chief*

### SUGGESTED IDENTIFICATION

U. S. Bureau of the Census. *U. S. Census of Housing: 1950. Vol. V, Block Statistics, Part 137.*  
U. S. Government Printing Office, Washington, D. C., 1952.

For sale by the Superintendent of Documents, U. S. Government Printing Office, Washington 25, D. C.,  
or any of the Field Offices of the Department of Commerce - Price 15 cents

## PREFACE

This report presents statistics on characteristics of dwelling units by blocks for the city. The tabulations are based on data from the 1950 Census of Housing, taken as of April 1, 1950. Authorization for the 1950 Census of Housing as part of the Seventeenth Decennial Census was provided by the Housing Act of 1949, approved July 15, 1949.

The major portion of the information compiled from the 1950 Census of Housing appears in Volume I, *General Characteristics*; Volume II, *Nonfarm Housing Characteristics*; Volume III, *Farm Housing Characteristics*; Volume IV, *Residential Financing*; and Volume V, *Block Statistics*. Volume V consists of separate reports, issued as bulletins for each of the 209 cities which in 1940 or in a subsequent census had a population of 50,000 or more. These reports will not be bound into a single publication.

The subjects covered in both the 1950 and 1940 reports on characteristics of dwelling units by blocks are substantially similar.

This report was prepared under the direction of Howard G. Brunzman, Chief, Population and Housing Division, and Wayne F. Daugherty, Assistant Chief for Housing. Robert C. Hamer, Chief, Quality and Equipment Statistics Section, was in charge of coordinating the content and the format of the report with assistance from Carl A. S. Coan, Chief, Inventory Statistics Section; Floyd D. McNaughton, Chief, Equipment and Facilities Unit; Beulah Washabaugh, Chief, Tenure and Vacancy Unit; and Walter A. Hines. The compilation of the statistics was under the supervision of Robert B. Voight, Assistant Chief for Operations.

The collection of the information on which these statistics are based was under the supervision of Lowell T. Galt, Chief, Field Division. The geographic work, including the assignment of all block numbers and the preparation of maps, was under the supervision of Clarence E. Batschelet, Chief, Geography Division. The data were tabulated under the supervision of C. F. Van Aken, Chief, Machine Tabulation Division.

February 1952.

# ORLANDO, FLA.

## CONTENTS

### INTRODUCTION

	Page		Page
General.....	1	Definitions and explanations—Continued	
Related reports.....	1	Persons per room.....	2
Use of data.....	1	Color of occupants.....	2
Comparability with 1940 Housing Census data.....	1	Contract monthly rent.....	2
Definitions and explanations.....	1	Value of one-dwelling-unit structures.....	2
Dwelling unit.....	1	Number reporting.....	2
Occupancy and tenure.....	2	Block identification.....	2
Condition and plumbing facilities.....	2		

### TABLES

	Page
Table 1.—Characteristics of housing for the city: 1950.....	3
Table 2.—Characteristics of housing by wards: 1950.....	—
Table 3.—Characteristics of housing for block areas, by blocks: 1950.....	4

Map of city, by blocks, appears following last page of tables.

# BLOCK STATISTICS

## INTRODUCTION

### GENERAL

Volume V of the Reports on Housing consists of a separate report for each of the 209 cities which in 1940 or in a subsequent census prior to 1950, had a population of 50,000 or more. Each report presents for the city, by blocks, tabulations for a limited number of subjects obtained in the Census of Housing. The subjects in these reports are similar to those in the block statistics supplements to Volume I of the reports of the 1940 Census of Housing. The subjects in this report present the number of dwelling units classified by occupancy and tenure, condition and plumbing facilities, persons per room, color of occupants, average contract monthly rent of renter-occupied and selected vacant units, and the average value of one-dwelling-unit owner-occupied and selected vacant structures. In table 1, the statistics for these subjects are summarized for the city. Table 2 of the standard series is omitted, as this city was not reported by wards or tracts. In table 3, the data are presented by blocks within block areas. Maps identifying the location of each block and the block area boundaries are a part of this report.

**Related reports.**—Related statistics for this city are contained in the Reports on Housing, Volume I, *General Characteristics*; and in the Reports on Population, Volume I, *Number of Inhabitants*, and Volume II, *Characteristics of the Population*.

The Reports on Housing for each State in Volume I present data on the characteristics of dwelling units for the State by residence (urban, rural nonfarm, and rural farm), for standard metropolitan areas, urbanized areas, counties, for urban places, places of 1,000 to 2,500 inhabitants, and rural-nonfarm and rural-farm dwelling units for each county. Each report includes the following subjects: occupancy, tenure, race of occupants, type of structure, year built, condition and plumbing facilities, water supply, toilet and bathing facilities, number of rooms, number of persons, persons per room, electric lighting, heating equipment, heating and cooking fuels, refrigeration equipment, kitchen sink, radio, television, and, for nonfarm units, the contract monthly rent, gross monthly rent, and value of one-dwelling-unit structures.

Volume I of the Reports on Population shows the 1950 population of each county and of each minor civil division within the county. It also contains figures for each incorporated place, for each unincorporated place with 1,000 or more inhabitants, and for incorporated places of 5,000 or more by wards. A special series of tables presents data for each urbanized area giving the incorporated places and portions of minor civil divisions within it.

Volume II of the 1950 Population Reports contains statistics on the general characteristics of the population. Chapter A of this volume repeats the figures on number of inhabitants as shown in Volume I; Chapter B presents demographic, economic, and social characteristics of the population; and Chapter C gives more detailed cross-classifications for States and large cities and standard metropolitan areas.

**Use of data.**—The tabulation of housing characteristics for areas as small as city blocks provides descriptive material of considerable value for technical studies of housing in the city. The statistics will be useful in compiling totals for special types

of areas that may be defined to meet the requirements of individual investigators. Users of the data should bear in mind that in practically all cases the data for a given block represent the work of only one enumerator. Consequently, housing characteristics for blocks are subject to a wider margin of error than is to be expected in the figures for tracts or wards which represent returns made by a number of enumerators. Misinterpretation of instructions by one enumerator may cause a significant bias in the statistics for a block even though it may have a negligible effect upon the figures for larger areas. In particular, the enumeration of "condition" depended to a considerable extent upon the judgment of the individual enumerator. Also, failure to indicate the correct block number for a significant number of dwelling units may introduce errors into the block data.

**Comparability with 1940 Housing Census data.**—In the 1940 Census of Housing, reports entitled "Block Statistics" were issued as supplements to the first series of Housing bulletins. These supplements consisted of separate reports for each of the 191 cities which had 50,000 inhabitants or more in 1930.

In the 1950 reports, the block numbers used are different, in most cases, from those used in the 1940 reports. Therefore, to compare 1940 and 1950 data for a given block, it is necessary to locate the block on the maps to obtain the corresponding 1940 and 1950 block numbers.

The subjects in both the 1940 and 1950 reports are substantially similar. However, data on number of structures, year built, and mortgage status have been omitted from the 1950 report. Furthermore, in the 1940 reports average contract or estimated monthly rent was reported for all dwelling units while in 1950 average contract monthly rent is reported for some, and average value for other, dwelling units.

### DEFINITIONS AND EXPLANATIONS

More detailed and complete definitions are presented in Volume I of the Housing Reports.

**Dwelling unit.**—In general, a dwelling unit is a group of rooms or a single room, occupied or intended for occupancy as separate living quarters, by a family or other group of persons living together or by a person living alone.

A group of rooms, occupied or intended for occupancy as separate living quarters, is a dwelling unit if it has separate cooking equipment or a separate entrance. A single room, occupied or intended for occupancy as separate living quarters, is a dwelling unit if it has separate cooking equipment or if it constitutes the only living quarters in the structure. Also, each apartment in a regular apartment house is a dwelling unit even though it may not have separate cooking equipment. Excluded from the dwelling unit count are large rooming houses, institutions, dormitories, and transient hotels and tourist courts.

In the 1940 Census, a dwelling unit was defined as the living quarters occupied or intended for occupancy by one household. A household consisted of a family or other group of persons living together with common housekeeping arrangements, or a person living entirely alone. However, the enumerator was not explicitly

instructed to define rooms as dwelling units on the basis of cooking equipment or separate entrance.

The number of dwelling units in the 1950 Census may be regarded as comparable with the number of dwelling units in the 1940 Census. Some living quarters may have been classified as separate dwelling units in the one census and not in the other. Further, in the 1950 Census, living quarters with five or more lodgers were not tabulated as dwelling units; generally, such quarters were included in the 1940 dwelling unit count. However, the net effect of these changes is probably small.

**Occupancy and tenure.**—Dwelling units are classified by occupancy and tenure into four groups; owner-occupied; renter-occupied; vacant nonseasonal not dilapidated, for rent or sale; and other vacant and nonresident. A dwelling unit is classified as owner-occupied if it was owned wholly or in part by the head of the household or by some related member of his family living in the dwelling unit. All other occupied units are classified as renter-occupied whether or not cash rent was actually paid for living quarters. Rent-free units and living accommodations received in payment for services performed are thus included with the renter-occupied units.

A dwelling unit is considered vacant if no persons are living in it at the time of enumeration. New units not yet occupied were enumerated as vacant dwelling units if construction had proceeded to the extent that all the exterior windows and doors were installed and final usable floors were in place. The classification "Vacant nonseasonal not dilapidated, for rent or sale" is descriptive of the vacant dwelling units reported in this classification. "Other vacant and nonresident" units include all dilapidated and seasonal vacant units as well as the not dilapidated units which were not for rent or sale.

Because of changes in enumeration procedures, the counts of total vacant units in 1940 and 1950 are not strictly comparable. In 1940, vacant units were enumerated if they were habitable; units uninhabitable and beyond repair were excluded from the enumeration. In 1950, units were included regardless of condition if they were intended for occupancy as living quarters. Therefore, no comparison should be made between the data on "vacant nonseasonal not dilapidated, for rent or sale" units from the 1950 Census and data in the 1940 Census reports.

In both censuses, dwelling units occupied entirely by nonresidents were included with vacant units not for rent or sale. Trailers, tents, houseboats, and railroad cars which were vacant were excluded from the dwelling unit inventory in both 1950 and 1940.

**Condition and plumbing facilities.**—Data on condition of a dwelling unit are shown in combination with data for selected plumbing facilities and are, therefore, limited to units for which both condition and plumbing facilities are reported. Plumbing facilities include water supply, toilet facilities, and bathing facilities.

The category "with private bath" includes those dwelling units reported with both a flush toilet and a bathtub or shower inside the structure for the exclusive use of the occupants of the unit. The category "no private bath" includes those dwelling units not having private flush toilet or not having private bathing facilities. The "no running water" category includes units with only piped running water outside the structure or with only other sources such as a hand pump.

A dwelling unit is "dilapidated" when it is run-down or neglected, or is of inadequate original construction, so that it does not provide adequate shelter or protection against the elements or it endangers the safety of the occupants.

**Persons per room.**—The number of persons per room has been computed for each occupied dwelling unit by dividing the number of persons in the dwelling unit by the number of rooms in the dwelling unit. All persons enumerated in the Population Census as members of the household (including lodgers, servants, and

other nonrelated persons) are counted in determining the number of persons that occupy the dwelling unit. The number of rooms in the dwelling unit includes all rooms available for living quarters throughout the year. Not counted as rooms are bathrooms, closets, pantries, halls, screened porches, and unfinished rooms in the basement and attic.

**Color of occupants.**—Occupied dwelling units are classified by color of head of household according to the definition used in the 1950 Census of Population. The group designated as "non-white" consists of Negroes, Indians, Japanese, Chinese, and other nonwhite races. Persons who are not definitely Indian or of other nonwhite race are classified as white.

**Contract monthly rent.**—Contract monthly rent is the rent, at the time of enumeration, contracted for by the renter regardless of whether it includes furniture, heating fuel, electricity, cooking fuel, water, or personal services.

Monthly rent for vacant dwelling units is the amount asked for the dwelling unit at the time of enumeration. The average monthly rent relates to renter-occupied dwelling units and vacant nonseasonal not dilapidated units for rent. Dwelling units which are occupied "rent-free" are not included with the units reporting rent.

**Value of one-dwelling-unit structures.**—Average value is shown for owner-occupied dwelling units and vacant nonseasonal not dilapidated units which are for sale only. Value is shown only if the unit is in a one-dwelling-unit structure without business and if it is the only dwelling unit included in the property. The value represents the amount for which the owner estimates that the property, including such land as belongs with it, would sell under ordinary conditions and not at a forced sale. For vacant units, value is the sale price asked by the owner.

**Number reporting.**—Occupancy and tenure are reported for all dwelling units, and color of occupants is reported for all occupied units. The corresponding distributions for those subjects in table 1 are based on all dwelling units and on occupied units, respectively. For all other subjects, the distributions are based on the units for which the specific characteristics are reported, that is, the "Number reporting."

The number of dwelling units for which the enumerator obtained no report on a particular item is shown for the city totals only; however, the number "not reported" can easily be derived for each area in tables 2 and 3 by subtracting the number reporting from the total number of dwelling units (or total occupied).

**Block identification.**—A map or series of maps is included in this report showing block numbers for each block, letter designations for block areas, and the names of principal streets.

Blocks are identified by serial numbers, a separate series of numbers being used for each block area. Thus, the location of each block for which data are presented in table 3 may be determined by referring to the identification of the block area and block shown on the map. Similarly, data for a specific block may be located in the table by reference to the map for the identification numbers of the block area and block.

A block area is an arbitrary subdivision established to facilitate numbering blocks in groups of less than 1,000. In some cities this division was not necessary and the blocks are numbered within the city as a whole.

If no dwelling units are reported for a block, the block number is not listed in table 3, although it is shown on the map. Dwelling units for which the block number was not reported are indicated in the table by the symbol "NR." Detailed data are not shown for such dwelling units, nor for blocks containing fewer than three dwelling units. Average monthly rent is not shown when the monthly rent was reported for fewer than three dwelling units. Average value is not shown when the value of one-dwelling-unit properties was reported for fewer than three dwelling units. All dwelling units are included, however, in the statistics for the city.



Table 1.—CHARACTERISTICS OF HOUSING FOR THE CITY: 1950

Subject	Number	Percent	Subject	Number	Percent
<b>OCCUPANCY AND TENURE</b>			<b>PERSONS PER ROOM</b>		
All dwelling units.....	18,513	100.0	Occupied dwelling units.....	16,794	...
Owner occupied.....	9,057	48.9	Number reporting.....	16,526	100.0
Renter occupied.....	7,737	41.8	1.50 or less.....	15,980	96.7
Vacant nonseasonal not dilapidated, for rent or sale.....	1,057	5.7	1.51 or more.....	546	3.3
Other vacant and nonresident.....	662	3.6	Not reported.....	268	...
<b>CONDITION AND PLUMBING FACILITIES</b>			<b>CONTRACT MONTHLY RENT</b>		
All dwelling units.....	18,513	...	Renter-occupied, and vacant nonseasonal not dilapidated units, for rent—Number reporting.....	8,039	...
Number reporting.....	17,944	100.0	Total contract monthly rent..... dollars.....	353,956	...
With private bath, not dilapidated.....	15,496	86.4	Average monthly rent..... dollars.....	44.03	...
No private bath, with running water, not dilapidated.....	1,504	8.4	<b>VALUE OF ONE-DWELLING-UNIT STRUCTURES</b>		
No running water or dilapidated.....	944	5.3	Owner-occupied, <sup>1</sup> and vacant nonseasonal not dilapidated units, for sale only—Number reporting.....	7,502	...
Condition or plumbing facilities not reported.....	569	...	Total value or sale price..... dollars.....	78,459,000	...
No private bath or dilapidated.....	2,448	13.6	Average value..... dollars.....	10,458	...
<b>COLOR OF OCCUPANTS</b>					
Occupied dwelling units.....	16,794	100.0			
White.....	13,446	80.1			
Nonwhite.....	3,348	19.9			

<sup>1</sup> Restricted to 1-dwelling-unit properties.

(Table 2 of the standard series is omitted, as this city was not reported by wards or tracts)

HOUSING—BLOCK STATISTICS

Table 3.—CHARACTERISTICS OF HOUSING FOR BLOCK AREAS, BY BLOCKS: 1950

[Detailed statistics not shown for blocks containing fewer than 3 dwelling units, nor for dwelling units not allocated by blocks (designated by NU)]

Block area	Block	All dwelling units by occupancy and tenure					All dwelling units by condition and plumbing facilities			Occupied dwelling units			Contract monthly rent <sup>1</sup>		Value <sup>2</sup> of one-dwelling-unit structures	
		Total	Owner occupied	Renter occupied	Vacant non-seasonal not dilap., for rent or sale	Other vacant and non-resident	Number reporting	No private bath or dilap.	No running water or dilap.	Total	Persons per room		Number reporting	Average monthly rent (dollars)	Number reporting	Average value (dollars)
											Number reporting	1.51 or more				
A	71	10		9	1	10			9	9		10	322.0			
	72	34		34		34			34	34		32	310.3			
	73	6		5	1	6			5	5	1	6	345.0			
B	1	8	7			8			7	7				7	1935.7	
	2	6	5	1		6			6	6		1		5	1820.0	
	3	7	6	1		5			7	5				5	1250.0	
	4	9	9			9			9	7				9	1261.1	
	5	15	13	2		15			15	14		2		13	1596.1	
	6	11	11			11			11	11				11	1913.6	
	7	6	6			6			6	6				6	2650.0	
	8	5	2	1	2	5			3	3		2		3	2696.6	
	9	2														
	10	11	9	1	1	11			10	10		1		10	1825.0	
	11	4	3		1	4			3	3				4	1450.0	
	12	44	14	28	1	44	7		42	42		27	28.77	14	2160.7	
	13	10	8	2		10			10	10				7	1900.0	
	14	5	5			5			5	5				5	2310.0	
	15	1														
	16	4	3		1	4			3	3				3	1766.6	
	17	3	3			3			3	3				2		
	19	9	9			9			9	9				8	2237.5	
	20	6	5			6			5	5				5	2530.0	
	21	1														
	33	1														
	34	6	2	3	1	6			5	5	1	4	44.75	1		
	36	7	6	1		7			7	7		1		1	2875.0	
	44	5	4	1		5			5	5				4	537.5	
	45	12	4	7	1	12			11	11		2	29.37	3	283.3	
	46	9	7	2		9			9	9				3	565.7	
	47	8	4	4		8			8	8	1	4	47.50	4	687.5	
	48	8	5	3		8			8	8		3	50.00	3	716.6	
	49	10	3	6		10	2		9	9		6	46.66	3	383.3	
	50	14	13	1		14			14	14		1		13	860.7	
	51	26	21	2	2	26			23	23		4	40.75	21	945.7	
	52	43	28	12	2	42			40	39	1	13	50.38	28	896.7	
	53	31	18	9	2	31			27	26		8	64.75	18	872.7	
	54	11	8	2	1	10			10	9	1	2		8	1138.7	
	55	3	3			3			3	3				3	1933.3	
	56	12	2	9	1	12	3		11	11	2	9	40.66	1		
	57	8	4	3		8			7	6		1		3	1500.0	
	58	164	142	16	5	153	3	3	158	154	2	16	70.00	13	1031.9	
	59	6	6			6			6	6				6	958.3	
	60	4	4			4			4	4				4	650.0	
	61	6	4	1	1	5			5	5		1		5	670.0	
	62	9	7	1	1	9			8	8	1	1		8	875.0	
	63	22	12	8	1	19	3		20	19		9	29.22	9	812.2	
	64	18	12	5	1	18	5		17	17	1	5	44.80	8	706.2	
	65	15	10	4	1	15			14	14	1	4	41.75	9	672.2	
	66	11	8	3		11			11	11		3	61.66	7	878.5	
	67	17	8	7	1	16			15	15		8	58.12	8	862.5	
	68	9	8	1	1	9			9	9		1		8	843.7	
	69	20	15	5		20	1	1	20	20		4	48.75	12	806.6	
	70	24	15	6	1	22			21	21		4	80.00	12	695.8	
	71	14	9	4	1	14	1		13	13	1	5	36.00	5	1260.0	
	72	7	3	4		7			7	7		4	50.00	3	883.3	
	73	18	12	3	3	18	4		15	15		6	46.33	9	677.7	
	74	5	2	3		5			5	5		3	48.33			
	75	13	9	4		13			13	13		3	45.00	7	878.5	
	76	20	10	8	2	20			18	18	1	10	45.30	7	642.8	
	77	1														
	81	1														
	83	1														
	87	1														
	89	33	21	9	3	33	2		30	30		11	41.36	18	775.0	
	90	9	6	2	1	9	1	1	6	6		2		5	660.0	
	91	15	11	2	2	14			13	13		8		11	600.0	
	92	3	3			3			3	3				3	866.6	
	93	8	6	1	1	7			7	7		2		5	700.0	
	94	3	2	1		3			3	2				2		
	95	17	11	4	2	17	8	1	15	15	1	4	32.50	9	505.5	
	96	6	3	3		6			6	6		2		2		
	97	18	12	4	1	17			16	16		4	34.25	10	608.0	
	98	11	2	8	1	11			10	10		8	48.75	2		
	100	2														
	102	3	3			3			3	3				3	1800.0	
	104	23	13	8	2	23			21	21		10	58.50	9	900.0	
	105	15	13	2	2	15			13	13	1	2		12	841.6	
	106	10	7	2	1	10	1	1	9	9		3	53.33	6	983.3	
	107	2														
	108	11	8	2		11	2	2	10	9		2		6	800.0	
	109	4	4			4			4	4				4	752.5	
	110	7	7			7			7	6				7	638.5	
	111	10	9	1		10			10	10		1		9	700.0	
	112	16	13	2	1	16			15	11		2		13	626.9	

<sup>1</sup>For renter - occupied dwelling units and vacant nonseasonal not dilapidated units, for rent.  
<sup>2</sup>For owner - occupied dwelling units and vacant nonseasonal not dilapidated units, for sale only.

Table 3.—CHARACTERISTICS OF HOUSING FOR BLOCK AREAS, BY BLOCKS: 1950—Con.

Block area	Block	All dwelling units by occupancy and tenure					All dwelling units by condition and plumbing facilities			Occupied dwelling units			Contract monthly rent <sup>1</sup>		Value <sup>2</sup> of one-dwelling-unit structures	
		Total	Owner occupied	Renter occupied	Vacant non-seasonal not dilap., for rent or sale	Other vacant and non-resident	Number reporting	No private bath or dilap.	No running water or dilap.	Total	Persons per room	Occupied by non-white	Number reporting	Average monthly rent (dollars)	Number reporting	Average value (dollars)
B	113	12	10		2	12			10	10						
	115	4	1	3		4			4	4		3		11	5,272	
	116	13	10	3		13			13	13		3	633.3	1		
	117	15	10	4	1	15			14	14		4	600.0	10	8,150	
	118	2											700.0	10	8,320	
	119	2														
	120	90	22	49	17	2	89		71	70		63	731.9	21	16,642	
	121	1							3	3		3	55.00			
	123	5	1	2	1	1	5		3	3		4	52.50	9	10,388	
	125	15	9	4	1	1	15	2	13	13		4				
	126	17	13	4		17			17	17		4	58.75	13	10,384	
	127	7	4	2		7			6	6		2		4	15,250	
	128	6	6			6			6	6				6	14,916	
	129	10	10			10			10	10				10	14,800	
	130	10	3		3	10			7	7		6	80.00			
	131	23		12		23		3	20	20		14	45.85	4	8,500	
	132	20	15		5	20			15	15		17		17	13,023	
	133	26	14	7		26		1	21	21		10	47.00	11	8,318	
	134	14	11	3		14			14	14		3		7	6,214	
	135	7	4	3		7			5	5		2	43.33	2		
	136	8	4	1	3	8			5	5		1		7	8,928	
	137	9	5	2	1	9		1	7	7		2		5	9,000	
	138	8	8			8			8	8				8	8,375	
	139	26	18	3	3	23		1	21	20		6	41.66	17	7,311	
	140	19	14	2	2	18			16	16		4	47.00	12	7,416	
	141	6	4	1	1	6			5	5		1		5	9,460	
	142	20	13	4	2	20			16	16		4	101.66	14	8,371	
	143	18	15	2		18			17	17		2		15	8,486	
	144	6	3	1	1	6			4	4		2		3	9,166	
	145	5	5			5			5	5		5		5	9,900	
	146	12	12			12			12	12				11	9,590	
	148	11	8	2	1	11			10	10		2		8	9,750	
	149	6	5	1		6			6	6		1		5	11,100	
	150	9	7	2		9			9	9		1		4	7,571	
	151	15	10	4	1	15		1	14	14		1	47.66	9	6,500	
	152	6	5	1		6			6	6				2		
	153	7	3	4		7			6	6		1		3	10,366	
	154	4	4	1		4			4	4		1	56.66	3	8,500	
	155	10	7	3		10			10	10		5	35.66	5	5,380	
	156	16	10	5	1	16			15	15		5	64.80	7	10,642	
	157	14	8	5	1	14			13	13		6	67.50	8	11,125	
	158	20	14	6		20			20	20		1	63.66	11	11,127	
	159	19	8	8	2	19		1	16	15		1	71.66	17	11,685	
	160	22	17	5		22			22	22		4	54.25	13	11,423	
	161	13	8	4	1	13			12	12		5	86.00	7	10,427	
	162	17	13	2	1	17			14	14		1		12	15,541	
	163	23	6	13	2	23		2	19	19		2	84.58	7	17,428	
	164	22	20			22			20	20		14	84.07	17	11,470	
	165	27	13	13	1	26		1	26	26		14	54.28	9	10,055	
	166	15	12	3		15		1	15	14		3	41.66	9	10,333	
	167	39	4	29	5	38			33	33		31	56.45	2		
	168	20	8	11	1	20			19	18		11	46.45	2		
	169	21	11	10		21			21	21		8	69.37	6	11,833	
	170	16	8	6	2	16		1	14	14		8	62.50	4	13,375	
	171	27	10	15	2	27			25	25		15	56.66	7	12,642	
	172	31	14	15	2	31		2	29	29		15	66.53	8	10,875	
	174	20	15	3	2	20			18	18		15	57.00	12	14,166	
	175	28	17	7	1	28			24	24		7	69.28	12	13,138	
	176	23	19	4	3	23			23	23		3	53.33	12	11,494	
	177	22	13	6	3	21			19	18		5	67.00	11	8,909	
	178	17	13	4		17			17	17		2		11	12,545	
	179	14	10	4		14			14	14		2		8	13,750	
	180	20	13	7		20			20	20			47.50	1		
	181	13	10	2	1	13			12	12			41.80	6	6,550	
	182	8	5	3		8		1	8	8			50.00	3	8,053	
	183	11	6	5		11			11	11			37.33	3	6,833	
	184	19	13	6		19			18	18			39.00	6	6,150	
	185	10	9	1		10		4	9	9			33.40	10	7,450	
	186	9	7	2		9			9	9		1		9	16,500	
	187	11	9	2		11			11	11		2		9	11,571	
	189	11	10			11			10	10				10	11,000	
	190	13	11	1		13			12	12		1		11	9,363	
	191	16	11			16			14	14				11	10,771	
	192	17	11	2		17			15	15				12	10,791	
	193	14	11	2		14			13	13				12	10,791	
	194	15	4	4		15		2	13	13			46.66	6	6,833	
	195	11	8	5		11		3	11	11			65.00	8	8,033	
	196	10	9	1		10			10	10			58.33	5	5,500	
	197	16	7	7	1	16		1	15	15				9	8,344	
	198	6	3	3		6		1	5	5			47.40	7	7,328	
	199	20	16	4		20			20	20		3	47.66	13	8,861	
	200	23	12	11		23			23	23		8	50.37	9	9,344	
	201	10	9	1		10			10	10		1		9	12,144	
	202	13	11	2		13			13	13				8	7,000	
	203	8	5	2	1	8			7	7		3	70.00	3	8,666	
	204	10	3	7		10			10	10		7	64.28	2		

<sup>1</sup>For renter - occupied dwelling units and vacant nonseasonal not dilapidated units, for rent.  
<sup>2</sup>For owner - occupied dwelling units and vacant nonseasonal not dilapidated units, for sale only.

HOUSING—BLOCK STATISTICS

Table 3.—CHARACTERISTICS OF HOUSING FOR BLOCK AREAS, BY BLOCKS: 1950—Con.

Block area	Block	All dwelling units by occupancy and tenure					All dwelling units by condition and plumbing facilities			Occupied dwelling units			Contract monthly rent <sup>1</sup>		Value of one-dwelling-unit structures	
		Total	Owner occupied	Renter occupied	Vacant non-seasonal not dilap., for rent or sale	Other vacant and non-resident	Number reporting	No private bath or dilap.	No running water or dilap.	Total	Persons per room		Number reporting	Average monthly rent (dollars)	Number reporting	Average value (dollars)
											Number reporting	1.51 or more				
B	207	23	13	7	2	1	23			20	20	1	8	49.87	11	7,090
	208	18	12	2	2	2	18			14	14		3	61.66	11	14,636
	209	6					6			6	6		1		4	16,000
	210	17	10	5	1	2	17			15	15		5	68.00	7	12,642
	211	21	10	5	4	2	21			15	15		11	69.72	3	16,666
	212	15	6	7			15			15	15		6	59.66	7	12,071
	213	15	8	7			15			15	15		7	59.71	4	13,250
	214	21	13	8			21			21	21		7	46.85	7	15,142
	215	9	6	2	1		9			8	8		3	46.66	5	9,700
	216	1														
	217	3		1			2			1	1		1		7	26,714
	218	54	14	30	7	3	54			44	44	1	36	55.11		
	219	6	1	4	1		6		2	5	5		5	71.00		
	220	50	14	25	8	3	45			39	39	4	29	55.17	9	18,388
	221	23	11	11		1	22			22	22		11	62.72	6	17,000
	222	21	8	8	2	2	19			17	17	1	8	47.50	3	9,833
	223	6	5	1			6			6	6		1		3	17,666
	224	28	7	17	4		26		3	24	24		21	44.33	5	14,400
	225	24	10	10	3	1	23			20	20		11	59.09	8	11,812
	226	12	11	1			11			12	11		1		9	10,000
	227	22	15	6	1		22		1	21	21		7	61.42	12	8,083
	228	21	12	2	4	1	19			18	18		8	48.12	12	7,916
	229	17	7	6	2		15			13	12		8	245.00	8	27,762
	230	7	6	1			7		1	7	7		1		5	4,800
	231	7	5	1	1		7			6	6	1	1		5	6,200
	232	4	2	2			4			4	4		2		2	
	233	12	9	10	5	2	11			11	11	2	10	42.28	6	9,833
	234	22	15	5			21			20	19		5	50.40	12	7,333
	235	29	24	3	2		28		1	27	26		4	66.25	21	64,776
	236	15	13	1	1		15			14	13		2		11	9,500
	237	8		8			8		1	8	8	2	7	28.42		
	238	26	14	9	1	2	24			23	23		9	50.77	9	10,111
	239	41	15	18	7	1	36			33	33		21	45.80	10	84,220
	240	42	13	18	7	4	32			31	30	1	21	46.85	11	11,954
	241	17	5	10	1	1	15			15	15		9	55.55	3	22,000
	242	32	11	17	2	2	31			28	28		18	54.27	8	12,750
	243	26	10	14	1	1	24			24	24		15	42.33	3	18,333
	244	23	16	29	14	24	76		2	45	45	1	40	64.50	8	16,312
	245	14	8	8	3		12			9	9		8	34.37	1	
	246	27	15	5	2	1	25			21	20		11	56.81	8	11,750
	247	46	23	16	6	1	41			39	39		17	44.76	16	10,687
	248	10	6	4			10			10	10		4	46.75	5	10,200
	249	25	15	9	1		24			24	24		7	47.85	13	10,153
	250	15	10	4			14			14	14		4	73.75	9	7,555
	251	26	19	6		1	26			25	24		6	47.00	16	7,500
	252	19	9	8	2		19			17	17		9	57.77	8	9,562
	253	17	10	4	2	1	17			14	14		6	63.33	7	8,514
	254	17	14	3			17			17	17		3	56.00	13	10,000
	255	15	10	2	2	1	13			12	12		2		8	9,250
	256	16	12	4			16			16	16		2		12	15,583
	257	22	14	8			22			22	22	1	8	77.50	10	12,700
	258	7	3	4			7			7	7		4	40.25	3	7,333
	259	9	6	2	1		9			8	8		3	61.66	1	
	260	39	19	14	2	4	39		5	33	33		14	51.00	11	11,681
	261	17	7	6	2	2	17			13	13		8	45.00	5	9,900
	262	54	17	29	4	4	54		1	46	46		31	46.80	7	9,714
	263	34	11	14	5	4	34			25	25	1	18	49.44	5	30,300
	264	27	9	13	3	2	27		4	22	22		15	48.80	4	32,500
	265	8	3	5	2		8		2	6	6		6	24.16	1	
	266	26	1	21			25			24	23		22	46.36	1	
	267	19	4	7	4	4	19		1	11	11	1	11	50.72	1	
	268	56	18	26	4	8	55		2	44	43		30	51.60	6	12,333
	269	40	17	18	3	2	40			35	35	1	19	60.15	9	12,133
	270	35	14	15	6	2	35			29	29		21	64.04	6	14,500
	271	14	7	5	2		13			12	12		3	56.66	5	13,200
	272	24	19	4		1	24		1	23	23		4	61.25	15	9,900
	273	17	8	7	2		17			15	13		7	53.57	9	8,444
	274	13	9	2		1	12			11	11		2		6	9,500
	275	20	14	6			20		1	20	20		6	77.83	12	9,500
	276	12	6	5		1	12			11	11		5	50.00	4	9,250
	277	15	14	1			15			15	15				13	14,192
	278	25	12	8	4	1	25			20	20		11	68.18	10	13,900
	279	30	12	13	3	2	30			25	25		15	53.13	8	13,750
	280	12	5	4	2	1	12		1	9	9		5	69.00	4	8,125
	281	10	5	3	1	1	10			8	8		4	63.75	3	14,333
	282	64	20	22	10	12	63		1	42	41		26	57.17	9	19,444
	283	13	1	12			13			13	13		11	34.18	1	
	284	24	5	13	3	3	24			18	18	1	16	51.06	4	16,000
	285	9	4	5			9		1	9	9		5	53.00	2	
	286	1														
	288	34	7	9	9	9	34			16	16		18	52.27	2	
	289	8	3	5			8			8	8		5	44.20	3	24,333
	290	1														
	291	42	15	14	7	6	42			29	29		21	53.76	6	11,416
	292	1	7												7	12,285
	293	8		1			8			8	8				16	10,375
	294	30	20	8		2	29			28	27	1	8	64.37		

<sup>1</sup>For renter - occupied dwelling units and vacant nonseasonal not dilapidated units, for rent.  
<sup>2</sup>For owner - occupied dwelling units and vacant nonseasonal not dilapidated units, for sale only.

Table 3.—CHARACTERISTICS OF HOUSING FOR BLOCK AREAS, BY BLOCKS: 1950—Con.

Block area	Block	All dwelling units by occupancy and tenure					All dwelling units by condition and plumbing facilities			Occupied dwelling units			Contract monthly rent <sup>1</sup>		Value <sup>2</sup> of one-dwelling-unit structures		
		Total	Owner occupied	Renter occupied	Vacant non-seasonal not dilap., for rent or sale	Other vacant and non-resident	Number reporting	No private bath or dilap.	No running water or dilap.	Total	Persons per room		Occupied by non-white	Number reporting	Average monthly rent (dollars)	Number reporting	Average value (dollars)
											Number reporting	1.51 or more					
B	295	18	11	6		1	18		17	17			5	778.00	11	10,363	
	296	11	11	4			15		15	15			3	51.66	11	10,372	
	297	13	7	6			13		13	13			3	71.66	5	6,580	
	298	18	11	5	2		18		16	16			6	708.3	11	11,081	
	299	18	15	2	1		17		17	16			8		12	11,033	
	300	1															
	301	7	7				7		7	7					4	10,300	
	302	19	12	3	2	2	19		15	15			5	58.00	11	11,727	
	303	13	8	2	1	2	13		10	10			3	78.33	7	12,071	
	304	31	24	6	1		29		30	27			6	703.3	17	10,294	
	305	2															
	307	37	10	22	2	3	37	1	32	32			24	739.1	6	12,883	
	308	13	6	6			11	2	12	12		1	5	670.0	5	23,800	
	309	4	4			1	4		4	4					4	11,625	
	313	1															
	315	1															
	316	5	4	1			5		5	5			1		2		
	317	27	8	19			27	1	27	27			19	428.4	2		
	318	38	20	16	2		38		36	36		1	18	463.8	14	10,521	
	319	4		3	1		4		3	3			4	437.5			
	320	20	14	5		1	20	1	19	19			5	540.0	12	10,833	
	321	11	4	5	2		11		9	9			5	472.0	4	10,675	
	322	17	9	7		1	17		16	16			7	545.7	5	8,680	
	323	5	2	3			5		5	5			2		1		
	324	21	15	5		1	19		20	18			3	603.3	10	10,220	
	325	11	8	3			11		11	11			2		8	14,900	
	326	2															
	327	18	11	5	1	1	17		16	16			5	634.0	10	11,570	
	328	8	6	1	1		8		7	7			2		4	10,000	
	329	21	17	3	1		21		20	20			4	687.5	12	7,433	
	330	6	6				5		6	5					5	9,000	
	331	13	8	3	1	1	12		11	10			3	51.66	7	7,928	
	332	18	10	6	2		18		16	16		1	7	611.4	9	7,755	
	333	15	11	4			15		15	15			4	900.0	11	10,072	
	334	3	2	1			3		3	3			1		2		
	335	7	6	1			7		7	7			1		6	12,283	
	336	23	14	6	2	1	23		20	20		1	7	644.2	10	8,420	
	337	12	5	4	2	1	12		9	9			6	658.3	4	9,325	
	338	15	10	3	1	1	15		13	13			3	633.3	10	10,160	
	339	21	15	4	2		20		19	19			4	700.0	13	9,846	
	340	29	15	12	2	2	29		27	27			13	634.6	15	10,500	
	341	17	12	3			17		15	15			3	35.00	10	10,800	
	342	39	16	19	4		39	2	35	34		1	22	464.5	13	10,500	
	343	5	3	1	1		5		4	4			1		4	9,250	
	344	17	9	7	1		17	2	16	16			8	441.2	4	12,000	
	345	46	14	31		1	45	1	45	45			29	486.2	10	12,170	
	346	19	11	8		1	18		19	18			8	556.2	7	13,714	
	347	34	10	18	5	1	33		28	28		1	22	574.0	7	18,000	
	348	11	5	2	4		11		7	7			4	650.0	3	33,333	
	354	1															
	357	1															
	358	2															
	359	17	4	10	3		17	2	14	14			13	613.0	1		
	360	21	8	8	1	4	21		16	16			9	533.3	2		
	361	21	4	16	1		21		20	20			16	409.3	3	13,833	
	362	21	13	8			21		21	21			8	607.5	9	10,222	
	363	15	10	4		1	15		14	13		1	4	497.5	7	10,071	
	364	13	9	3		1	13		12	12			3	783.3	7	10,285	
	365	13	7	3	1	2	13	2	10	10			4	1550.0	4	15,500	
	366	17	7	8	1	1	17		15	15			8	537.5	5	20,700	
	367	7	2	5			7	1	7	7			4	375.0	2		
	368	3	1			2	3		1	1					1		
	369	5	2	1		2	5		3	3			1		2		
	370	13	10		1		10		10	10					10	17,830	
	371	4	3				4		3	3					3	10,666	
	372	5	4				5		4	4					4	11,000	
	373	110	12	91	4	3	106		103	102		1	90	288.8	12	6,816	
	374	17	12	4		1	17		16	16			3	583.3	9	11,282	
	375	6	5	1			6		6	6			1		4	17,375	
	376	21	16	4	1		21		20	20			5	676.0	12	11,833	
	377	21	10	10	1		16		20	15			9	528.8	6	10,666	
	378	11	6	5			11		11	11			3	400.0	3	10,333	
	379	38	6	27	2	3	38	1	33	33		1	22	377.8	2		
	380	49	10	26	7	6	48	2	36	36		2	32	633.0	6	10,083	
	381	69	8	52	8	1	69	10	60	60		1	52	507.9	3	14,333	
	382	1															
	383	13	4	5	3	1	13	2	9	9			8	387.5	2		
	384	3	1	2			3		3	3			2				
	385	6		6			6	2	6	6			2	400.0			
	386	1															
	389	1															
	390	1															
	391	15	2	11	1	1	15	1	13	13			12	375.0	2		
	392	15	5	12			17	7	17	17			11	381.8	1		
	393	46	8	32	6		40	18	40	34		1	30	483.6	4	16,250	
	394	47	11	27	7	2	47	7	38	38		1	34	450.0	8	24,312	
	395	15	4	8	2	1	15	5	12	12			8	396.2	1		

<sup>1</sup>For renter - occupied dwelling units and vacant nonseasonal not dilapidated units, for rent.  
<sup>2</sup>For owner - occupied dwelling units and vacant nonseasonal not dilapidated units, for sale only.

## HOUSING—BLOCK STATISTICS

Table 3.—CHARACTERISTICS OF HOUSING FOR BLOCK AREAS, BY BLOCKS: 1950—Con.

Block area	Block	All dwelling units by occupancy and tenure					All dwelling units by condition and plumbing facilities			Occupied dwelling units			Contract monthly rent <sup>1</sup>		Value <sup>2</sup> of one-dwelling-unit structures	
		Total	Owner occupied	Renter occupied	Vacant non-seasonal not dilap., for rent or sale	Other vacant and non-resident	Number reporting	No private bath or dilap.	No running water or dilap.	Total	Persons per room		Number reporting	Average monthly rent (dollars)	Number reporting	Average value (dollars)
											Number reporting	1.51 or more				
B	396	29	7	18	1	3	29	3	25	25		19	39.52	2		
	397	28	1	21	4	2	28	2	22	22		24	60.20	1		
	399	7	5	2			7		7	7		2		4	10.500	
	401	21	11	7	1	2	21		18	18		6	69.66	10	10.150	
	402	19	13	1		5	14	1	14	14				13	10.307	
	403	4	2	2			4		4	4		2		2		
	404	5	3	2			5	4	5	5		1		3	8.33	
	405	22	3	18		1	20	18	21	20	7	10	19.33	2		
	406	13	7	3	3		13		10	9		6	45.66	6	9.750	
	408	4	2	1	1		4		3	3		2		1		
	409	10	1	8		1	10		9	9		8	58.12	1		
	410	17	6	9	2		17		15	15		11	45.00	5	10.200	
	411	25	7	10	6	2	25	13	17	17	2	15	31.80	4	9.125	
	412	27	8	16	1	2	27	4	24	24		15	38.93	5	9.100	
	413	34	3	27	3	1	33	9	30	30		30	39.13	2		
	414	31	3	15	8	3	31	7	20	20	1	22	42.09	1		
	415	21	5	11	3	2	21		16	16		14	38.07	4	14.500	
	416	11	5	4	1	1	11	4	9	9	1	5	43.60	3	21.666	
	417	1														
	418	10	4	6			10		10	10		6	45.83	1		
	420	11	5	5		1	11	2	10	10		5	33.20	3	13.333	
	421	1														
	422	41	8	28	5		38	6	36	33	2	29	62.17	4	27.250	
	423	37	9	18	3	7	37	10	27	27	2	20	67.25	5	18.000	
	424	44	14	24	3	1	44	13	38	38		28	42.57	9	15.000	
	425	37	17	16	3	1	37	11	33	32	1	19	41.57	10	12.500	
	426	71	19	41	9	2	71	5	60	60		48	47.29	9	7.166	
	427	43	12	23	5	3	42	9	35	35	3	27	45.92	5	9.100	
	428	67	17	44	4	2	67	16	61	61	3	48	45.52	5	8.300	
	429	47	15	26	5	1	46	2	41	41	2	29	45.20	10	9.400	
	430	31	5	19	3	4	31	1	24	24		22	64.72	3	13.333	
	431	29	16	7	5	1	29	1	23	23		12	90.41	15	11.333	
	432	8	6	2			8		8	8		2		5	6.500	
	433	13	8	3	2		12		11	10		3	35.33	9	6.877	
	434	19	1	17		1	19	17	18	18	4	16	14.18	1		
	435	1														
	436	3	1	1		1	3	2	2	2		2		1		
	437	8	6	2			8	1	8	8		1		6	9.750	
	438	3	3				3		3	3		2		3	9.300	
	439	2														
	440	4	2		2		4		2	2				4	9.875	
	441	21	17	4			21		21	21		4	68.00	17	9.270	
	442	20	17	2		1	20		19	19		2		17	8.923	
	443	17	16	1			17	1	17	17		1		16	9.568	
	444	11	11				11		11	11				11	9.309	
	445	20	18	1	1		20		19	19		1		19	9.284	
	446	6	6				6		6	6				5	10.900	
	447	2														
	448	11	9	1		1	11		10	10		1		9	10.944	
	449	1														
	450	2														
	451	16	12	4			16		16	16		4	51.25	12	7.391	
	452	29	18	8	3		29		26	26		9	43.66	17	7.294	
	453	15	9	5		1	15		14	14		5	42.00	8	7.562	
	454	24	14	9		1	24	1	23	23		8	70.37	11	6.818	
	455	21	7	9	5		20		16	15		10	46.60	6	13.416	
	456	35	17	14	4		34	2	31	30		17	49.29	11	15.772	
	457	43	16	19	6	2	43	6	35	35	1	24	53.29	6	11.500	
	458	108	31	43	29	5	99	6	74	70		67	75.62	15	14.700	
	459	77	13	43	20	1	77	8	56	56	1	62	95.85	7	17.714	
	460	23	11	10	1	1	23	3	21	21	1	10	43.50	6	16.666	
	461	4	2	2			4		4	4		2		2		
	462	64	18	41	1	4	62	23	59	57	4	38	42.71	7	10.857	
	463	2														
	464	51	8	34	5	4	51	10	42	42	1	37	38.08	5	13.200	
	465	30	10	16		4	30	1	26	26		15	51.20	6	26.500	
	466	20	6	14			20	2	20	19	1	12	95.00	2		
	467	38	19	19			35		38	35	4	16	54.93	11	13.754	
	468	24	11	13			24		24	24	2	11	20.714	7	20.714	
	470	13	10	3			13		13	13		1		7	29.28	
	471	23	12	10	1		23		22	22	2	9	75.00	7	9.600	
	472	12	10	2			12		12	12		1		9	8.722	
	473	11	6	5			11		11	11		5	60.20	4	11.225	
	474	19	16	3			19	1	19	19	1	2		12	8.541	
	475	39	21	12	4	2	39		33	33		12	47.50	21	8.509	
	476	59	37	18	3	1	59	1	55	55		19	37.73	36	6.466	
	477	9	9				9		9	9				9	9.055	
	478	1														
	479	12	11	1			12		12	12		1		11	11.272	
	481	8	7	1			8		8	8		1		7	9.071	
	482	15	10	5			11		15	11		3	67.33	8	8.687	
	483	7	7				7		7	7		7		7	11.214	
	484	7	7				7		7	7				7	11.857	
	485	3	2			1	3		2	2		2		2		
	486	14	12	1	1		14		13	13		1		13	8.746	
	487	22	19	1		1	22		20	20		1		19	8.700	
	488	20	14	1	3	2	20	1	15	15		2		16	8.312	

<sup>1</sup>For renter - occupied dwelling units and vacant nonseasonal not dilapidated units, for rent.<sup>2</sup>For owner - occupied dwelling units and vacant nonseasonal not dilapidated units, for sale only.

Table 3.—CHARACTERISTICS OF HOUSING FOR BLOCK AREAS, BY BLOCKS: 1950—Con.

Block area	Block	All dwelling units by occupancy and tenure					All dwelling units by condition and plumbing facilities			Occupied dwelling units			Contract monthly rent <sup>1</sup>		Value <sup>2</sup> of one-dwelling-unit structures	
		Total	Owner occupied	Renter occupied	Vacant non-seasonal not dilap., for rent or sale	Other vacant and non-resident	Number reporting	No private bath or dilap.	No running water or dilap.	Total	Persons per room		Number reporting	Average monthly rent (dollars)	Number reporting	Average value (dollars)
											Number reporting	1.51 or more				
B	489	27	15	10		2	2	2	25	25		10	4 55.00	12	5 708	
	490	10	7	2					9	9		2		8	6 812	
	491	19	14	5	1				19	19	2	5	39.00	13	1 1500	
	492	15	9	6					15	15		6	54.00	7	2 442	
	493	11	7	4					11	11	2	2		7	1 4000	
	495	6	5	1					6	6	1	1		1		
	496	17	10	7					17	17	1	6	59.16	8	5 250	
	497	3	3						3	3		2		2		
	499	22	6	10	6				22	16		15	58.53	1		
	500	24	4	17	2	1			24	21		19	50.89	3	12 333	
	501	7	5	1		1			6	6		1		4	8 250	
	503	21	11	5	5				16	16		10	53.50	7	7 714	
	504	54	10	29	8	7			39	35		33	61.93	7	25 642	
	505	22	10	7	1	4			17	16		7	51.42	7	29 285	
	506	24	10	10	2	2			20	19	1	11	46.00	6	16 416	
	508	1														
	509	16	11	4		1			15	14		3	71.33	10	8 470	
	510	21	18	3					21	21		3	56.66	14	14 378	
	511	24	13	6	3	2			19	19		8	81.12	11	17 209	
	512	11	10	1					11	11		1		10	9 010	
	513	23	18	4		1			23	22		4	66.50	18	21 494	
	514	12	8	3		1			11	11		3	44.00	5	33 300	
	515	18	11	5	1	1			18	16	1	6	54.66	9	45 222	
	516	2														
	517	10	5	3	1	1			8	8		4	61.25	5	6 400	
	519	17	10	5	1	1			15	15		5	55.00	9	14 144	
	520	6	5	1					6	6		1		5	11 000	
	521	11	6	3	1	1			9	9		4	67.50	5	10 400	
	522	4	4						4	4		4		4	14 125	
	523	16	12	4					16	16		1		10	18 250	
	525	19	15	3		1			18	18		3	40.00	11	16 590	
	526	37	27	10					37	37		9	66.11	19	26 342	
	527	44	19	20	5				39	35		22	67.27	14	15 892	
	528	11	6	3	2				9	9		5	70.80	6	15 333	
	529	8	6	2					8	8		2		6	12 500	
	530	10	9	1					10	10		1		9	11 166	
	531	17	11	2	3	1			13	13		2		9	14 444	
	532	8	6	2					8	8		1		5	20 800	
	533	22	6	12	3	1			18	18		15	83.73	6	10 250	
	534	21	9	11	1	1			20	20		12	68.08	6	13 250	
	535	7	1	5	1				6	6		6	66.16	1		
	537	1														
	538	16	10	5	1				15	15		6	73.33	9	9 333	
	539	6	4	2					6	6		2		3	4 666	
	540	12	5	5					11	9		3	65.66	4	18 250	
	541	18	11	5		2			17	17		6	53.33	7	8 071	
	542	17	12	4	1	1			16	16		5	69.00	12	27 333	
	544	24	23	1					24	24		1		23	17 500	
	545	12	8	3					11	11		2		6	15 750	
	546	9	9						9	9		9		9	20 000	
	547	11	11						11	11				11	18 681	
	548	16	12	4					16	16		4	120.00	12	15 541	
	549	12	11			1			11	11		11		11	17 363	
	550	6	6						6	6		6		6	15 833	
	551	19	16	1		2			17	17		16		16	20 968	
	552	4	2	2					4	4		2		2		
	553	9	9						9	9		9		9	10 777	
	554	12	6	6					12	12		6	53.00	6	10 250	
	555	8	6	2					8	8		1		4	6 750	
	556	16	8	4	2	2			12	12		5	39.40	8	8 562	
	557	18	11	4	2	1			17	15		5	60.60	10	10 700	
	558	6	6						6	6		6		6	16 166	
	559	1														
	560	10	10						10	10				10	18 700	
	561	6	6						6	6		5		5	16 200	
	562	11	10	1					11	10		1		8	17 750	
	563	7	5	2					7	7		2		3	16 500	
	564	3	3						3	3		2		1		
	565	6	3	3					6	6		2		2		
	566	8	4	1	1	2			5	5		2		1		
	567	3	2	1					3	3		1		2		
	568	18	11	2		1			17	17		6	80.83	9	11 166	
	569	2	2						2	2		6	50.83	6		
	570	2														
	571	51	35	15		1			50	50		12	37.91	27	9 659	
	572	81	46	28					79	73		23	48.69	32	13 212	
	573	16	13	2		1			15	15		1		13	11 230	
	574	9	9						9	9		8		8	10 562	
	575	12	3	3	2				10	10		4	50.00	4	11 500	
	576	3	3						3	3		3		3	23 333	
	577	6	5	1					6	6		1		4	10 250	
	578	11	8	3		1			10	10		7		7	8 122	
	579	17	12	3	2				15	15		4	46.25	8	9 875	
	580	6	6						6	6		5		5	10 000	
	581	6	4	2					3	3		3		3	11 666	
	582	7	7						7	7		3	66.66	4	12 500	
	583	12	9	1		2			10	10		1		9	10 944	

<sup>1</sup>For renter - occupied dwelling units and vacant nonseasonal not dilapidated units, for rent.  
<sup>2</sup>For owner - occupied dwelling units and vacant nonseasonal not dilapidated units, for sale only.

HOUSING—BLOCK STATISTICS

Table 3.—CHARACTERISTICS OF HOUSING FOR BLOCK AREAS, BY BLOCKS: 1950—Con.

Block area	Block	All dwelling units by occupancy and tenure					All dwelling units by condition and plumbing facilities			Occupied dwelling units			Contract monthly rent <sup>1</sup>		Value <sup>2</sup> of one-dwelling-unit structures	
		Total	Owner occupied	Renter occupied	Vacant non-seasonal not dilap., for rent or sale	Other vacant and non-resident	Number reporting	No private bath or dilap.	No running water or dilap.	Total	Persons per room		Number reporting	Average monthly rent (dollars)	Number reporting	Average value (dollars)
											Number reporting	1.51 or more				
B	584	13	7	1	2	3	13		8	8	1	1		4	9,500	
	585	2														
	586	8	3	2	1	2	8		5	5		2		3	7,500	
	587	7	6			1	7		6	5				4	8,750	
	588	8	3	4		1	8		7	7		3	48.33	2		
	589	25	17	6	1	1	25		23	23		5	74.00	14	10,678	
	590	21	19	1	1		20		20	19		1		19	11,015	
	591	5	5				5		5	5				4	7,625	
	592	10	10				10		10	10				10	7,950	
	593	5	2	3			3		5	5				1		
	594	12	10	2			12		12	12				2	9,300	
	595	7	4	3			7		7	7				3	8,375	
	596	32	22	7		3	31		29	28	1			7	9,221	
	597	26	12	14			25	4	26	26		12	41.50	7	4,571	
	599	25	16	8		1	24	10	24	24	1			8	6,208	
	600	15	7	6	1	1	15		13	13	1			7		
	601	13	12				13		12	12				1	10,245	
	602	11	6	3		2	10		9	9				3	9,425	
	603	10	7	2	1		10	1	9	9				3	9,425	
	604	1												1	5,250	
	605	7	5		2		7	1	5	5				5	7,100	
	606	9	5	3		1	9		8	8				2	7,875	
	607	9	9				9	1	9	9				8	6,725	
	609	15	12	3			12		15	12				2	8,277	
	610	28	15	11		2	28		26	26		10	54.00	12	8,008	
	611	25	21	2		2	25	1	23	23	1			18	8,266	
	612	6	5	1			6		6	6				1	6,525	
	613	13	12	1			12		13	13				11	7,636	
	614	45	26	12		7	45		38	38				12	7,609	
	615	1														
	617	6	3	3			6	2	6	6				2	4,000	
C.	1	2														
	2	10			1		10		9	9				9	13,444	
	3	21	16	1	4		20		17	16				18	13,850	
	4	12	8	3		1	11		11	11				8	13,250	
	5	34	19	13	2		34	2	32	31		14	42.28	16	6,218	
	6	11	10	1			11	2	11	11				9	7,833	
	7	5	4	1			5		5	5				4	12,000	
	8	6	2	2		2	6	1	4	4				1		
	9	9	7	2			9		9	9				2	6,928	
	10	12	9		3		12		9	9				12	8,458	
	11	16	14	1			16		15	15	1			15	8,920	
	12	20	17	1	1	1	20		18	15				15	14,633	
	13	3	3				3		3	3				3	14,333	
	14	9	4	3	2		9		7	7				3	12,333	
	15	4	2	1	1		4	1	3	3				2	11,166	
	17	2					2									
	18	4	3	1			4		4	4				3	7,500	
	19	7	4	2	1		7	2	6	6				3	6,666	
	20	12	7	3	1	1	12	1	10	10				3	5,000	
	21	12	6	4	1	1	12	3	10	10				5	3,600	
	22	4	2	1		1	4		3	3				1		
	23	6	4	2			6		6	6				2		
	24	4	3		1		4		3	3				1	3,750	
	25	2					2									
	27	8	4	3		1	8	2	7	7				3	3,666	
	29	13	2	10	1		13	6	12	12				11	19,54	
	30	6	1	1	4		6	4	2	2				1		
	31	17	6	11			17	4	17	17	1			11	4,000	
	32	8	4	4			8		8	8				4	7,000	
	33	8	4	2	1	1	8	2	6	6				2	7,000	
	34	7	5	2			7	3	7	7	1			2	6,766	
	36	1					1									
	39	6	4		2		6		4	4				1	5	
	40	1					1									
	41	10	9		1		10		9	8				10	8,500	
	42	33	22		10	1	30		22	22				30	8,060	
	44	58	55		3		57	2	55	52	1			50	8,840	
	45	4		3	1		4		3	3				4	7,375	
	46	9	7			2	9		7	7				6	25,666	
	47	3	3				3		3	3				3	9,333	
	48	3	2	1			3		3	3				1		
	49	24	18	1	5		24		19	19				1	7,260	
	50	10	9				10		10	10				2	8,025	
	51	5	3			1	5		4	4				2		
	52	4					4	1	4	4				3	5,000	
	53	1					1									
	54	5	2	2		1	5		4	4				2		
	55	17	12	5			17		17	17	1			2	6,437	
	56	10	7	2	1		10	2	9	9				3	5,050	
	57	5	3		2		5		3	3				2		
	58	7	3	4			7	2	7	7				4	3,125	
	59	4					4		4	4						
	60	2					2		2	2				1		

<sup>1</sup>For renter - occupied dwelling units and vacant nonseasonal not dilapidated units, for rent.  
<sup>2</sup>For owner - occupied dwelling units and vacant nonseasonal not dilapidated units, for sale only.



Table 3.—CHARACTERISTICS OF HOUSING FOR BLOCK AREAS, BY BLOCKS: 1950—Con.

Block area	Block	All dwelling units by occupancy and tenure					All dwelling units by condition and plumbing facilities			Occupied dwelling units			Contract monthly rent <sup>1</sup>		Value <sup>2</sup> of one-dwelling-unit structures	
		Total	Owner occupied	Renter occupied	Vacant non-seasonal not dilap., for rent or sale	Other vacant and non-resident	Number reporting	No private bath or dilap.	No running water or dilap.	Total	Persons per room		Number reporting	Average monthly rent (dollars)	Number reporting	Average value (dollars)
											Number reporting	1.51 or more				
C	61	41	22	17		2	37	3		39	38	2	17	39.29	14	5.700
	62	11	6	5			11	1		11	11		5	39.00	3	7.666
	63	6	2	4			6			6	6	1	4	52.50	1	
	64	3	3				3	1	1	3	3				3	4.833
	65	6	5	1			6			6	6	1	1		5	6.600
	66	1														
	67	4	3	1			4			4	4		1		3	7.833
	68	58	47	9	2		56			56	54		6	55.83	42	8.000
	69	14	10	3	1		13			13	12		3	68.33	10	10.390
	70	7	6	1			6			7	6		1		5	9.280
	71	44	35	4	5		44			39	39		5	63.00	36	8.211
	73	1														
	74	12	7	3		2	12	1		10	10		3	53.33	4	6.250
	75	9	4	5			9	5	4	9	9		5	30.00	3	5.833
	76	17	11	6			16	1		17	17		5	44.00	8	7.437
	77	13	6	7			13			13	13		7	47.85	4	6.750
	78	10	4	5		1	10	2		9	9		5	37.60	4	5.375
	79	2														
	80	15	11	1		3	14	9	1	12	12	3	1		1	
	81	16	3	7		6	13	8		10	10	1	7	43.14		
	82	9	2	4		3	6	2		6	6		4	36.25	1	
	83	3	1	2		3	3			3	3		2		1	
	84	21	7	12		2	21	1		19	19	1	12	51.75	3	6.000
	85	14	6	7		1	14	2		13	13	1	6	42.50	4	10.375
	86	13	9	4		1	12	2		13	12	1	4	32.50	7	5.857
	87	16	10	6			16	1	1	16	16		6	55.83	4	6.750
	88	10	7	3			10			10	10		3	51.66	7	7.071
	89	17	10	6		1	17			16	16		6	65.83	10	8.840
	90	5	4	1		1	5	1	1	5	5	1	1		4	6.375
	91	3		1	1	1	3			1	1		2			
	92	6	5		1		6			5	5		1		5	9.680
	93	14	9	4	1		14			13	13		4	66.25	9	6.966
	94	20	19	1	1		20			19	19				20	8.715
	95	9	4	1	4		9			5	5				7	7.800
	96	1														
	97	18	16	2		2	18			18	18		2		16	10.162
	98	19	19		4		24			19	18				22	9.604
	99	5	3	1		1	4	1	1	4	3				3	10.000
	100	14	12	2			13			14	14	1	2		10	8.100
	101	26	17	7		2	26			24	24		6	71.66	16	10.893
	102	8	1	5			8	1	1	8	8		7	44.14		
	103	14	5	7	4		14			10	10		5	49.00	7	6.157
	104	13	9	3		1	12			12	12		3	33.33	7	7.242
	105	10	6	3		1	9			9	9	1	1		4	7.375
	106	16	3	12	1		15	4		15	15	1	13	35.07	1	
	107	11	4	6		1	10	3		10	10		6	37.33	1	
	110	4	1	3			4	1		4	4		3	66.66	1	
	111	13	7	5		1	12			12	12		5	45.00	5	7.600
	112	17	12	4		1	17			16	16	2	4	67.50	11	7.718
	113	8	5	3			8			8	8		3	50.33	5	6.600
	114	11	10	1			11			11	11		1		9	8.511
	115	14	12	1		1	14			13	13		1		12	9.008
	116	17	14	3			17			17	17		3	41.66	13	8.384
	117	7	4	2	1		7			6	6		2		5	9.400
	118	11	7	2		2	11			9	9		2		6	8.133
	119	17	12	2		3	17			14	14		2		15	9.640
	120	22	18	3		1	22			21	21		4	72.50	18	8.544
	121	8	7			1	8			7	7				7	9.214
	122	15	10	2	3		15			12	12	1	4	68.75	11	8.727
	123	11	9	1		1	11			10	10		1		9	10.100
	124	17	17				17			17	17				16	8.412
	125	18	15		3		18			15	15	1			18	8.544
	126	17	12	5			17			17	17		5	66.00	11	9.318
	127	17	16	1			16			17	16				16	9.562
	128	15	6	6	3		15			12	12		5	68.00	9	10.055
	129	33	26	4		3	33			30	30		2		25	9.284
	130	19	8	6	2	3	19			14	14		8	49.62	8	8.500
	131	20	8	8	3		20			16	16		11	49.81	7	9.000
	132	9	5	2		2	7			7	7		2		5	9.600
	133	16	11	3		2	16			14	14		3	45.00	9	9.166
	134	8	3	5			7	2		8	8		5	40.80	3	7.333
	135	6	1	5			6	3		6	6	3	5	70.20		
	136	19	9	10			19			19	19		10	51.20	5	11.100
	137	21	13	7	1		21			20	20		7	62.14	10	10.500
	138	19	9	8		2	19			17	17		10	61.50	8	7.737
	139	14	3	7			14			14	14		1		10	9.600
	140	20	12	7		1	20			19	19		7	68.57	11	9.909
	141	39	33	5	1		39			38	38	1	5	74.60	28	14.696
	142	13	12	1			13			13	13		1		12	10.416
	143	17	15	2			17			17	17		2		14	9.928
	144	27	17	8		2	27			25	25		9	68.77	17	10.470
	145	37	26	2	2	2	37			33	33		7	71.42	23	9.195
	146	16	12	2		2	16			14	14		1		11	11.500
	147	17	16	1			17			17	17				15	9.353
	148	14	12		1	1	14			12	12				11	11.318
	149	19	14	4			19			18	18		4	80.00	14	9.757
	150	15	15				15			15	15				15	9.433

<sup>1</sup>For renter - occupied dwelling units and vacant nonseasonal not dilapidated units, for rent.  
<sup>2</sup>For owner - occupied dwelling units and vacant nonseasonal not dilapidated units, for sale only.

HOUSING—BLOCK STATISTICS

Table 3.—CHARACTERISTICS OF HOUSING FOR BLOCK AREAS, BY BLOCKS: 1950—Con.

Block area	Block	All dwelling units by occupancy and tenure					All dwelling units by condition and plumbing facilities			Occupied dwelling units			Contract monthly rent <sup>1</sup>		Value <sup>2</sup> of one-dwelling-unit structures	
		Total	Owner occupied	Renter occupied	Vacant non-seasonal not dilap., for rent or sale	Other vacant and non-resident	Number reporting	No private bath or dilap.	No running water or dilap.	Total	Persons per room		Number reporting	Average monthly rent (dollars)	Number reporting	Average value (dollars)
											Number reporting	1.51 or more				
C	151	18	17	1					18	17						
	152	17	11	4	1				17	15			1			
	153	20	15	1		1			20	16			1	38.75	11	10,227
	154	31	19	8	1	3			31	27			7	62.85	19	8,800
	155	31	23	7	1				31	30			6	63.33	21	9,342
	156	17	11	6					17	17			6	42.16	10	11,285
	157	15	11	3	1				15	14			4	66.25	9	10,950
	158	15	12	3					15	15			3	53.33	11	11,000
	159	16	15			1			16	15					14	11,454
	160	13	11	1	1				13	12			2		8	12,428
	161	14	12	2					14	14			2		12	13,812
	162	18	14	3		1			18	17			3	75.00	14	11,791
	163	10	9	1					10	10			1		14	12,428
	164	11	11						11	11			1		9	13,111
	165	19	12	5	1	1			19	17			5	76.00	9	14,477
	166	10	10						10	10			5	76.00	12	15,000
	167	24	22	2	1	1			24	22			2		22	11,318
	168	20	15	5	1	1			20	18			5	62.00	13	8,384
	169	16	14	2					16	13			1		13	9,569
	170	17	15	1	1	1			17	16			1		14	8,714
	171	17	16	1					17	17			1		16	9,700
	172	17	13	4					17	17			4	63.75	13	10,338
	173	3	3						3	3					3	7,400
	174	11	8	2	2	1			11	8		1			8	10,222
	175	16	14	2					16	15			2		13	8,230
	176	12	11	1					12	12		1			11	8,363
	177	15	11	3		1			15	14			3	61.66	11	8,390
	178	19	17	2					19	19			1		15	13,233
	179	10	10						10	10					10	11,050
	180	13	11	1	1				13	12			1		12	12,666
	181	16	10	7	1			1	16	15			6	70.83	8	11,437
	182	15	7	8				1	15	14			7	73.57	4	22,950
	183	108	13	54	38	13		1	67	66		1	52	91.11	4	13,714
	184	19	13	2	2				19	15			2		7	12,742
	185	22	16	3	1	2			22	19			4	77.50	14	13,214
	186	10	10						10	10					10	23,550
	187	22	14	6	2	2			22	19			7	59.28	11	17,727
	188	7	5	2					7	7			2		5	9,000
	189	16	11	4	1				16	15			4	46.25	11	8,863
	190	18	11	1					18	12			1		11	9,536
	191															
	192	21	14	6	1				21	20			6	68.33	12	8,350
	193	2							2							
	194	2							2							
	195	16	14	1	1				16	15			1		15	9,346
	196	16	14	2	2				16	16			1		13	8,984
	197	12	8	2	2				12	10			2		8	8,575
	198	6	7						6	5					6	8,250
	199	8	7	1					8	8			1		6	22,500
	200	1	1						1							
	201	1	1						1							
	202	1	1						1							
	203	1	1						1							
	204	1	1						1							
	205	1	1						1							
	206	2							2							
	207	15							15							
	208	5							5							
	209	4			1				4							
	210	68	19	42	5	2		3	61	61		1	1	2		
	211	16	4	10	8	1			14	13			47	74.65	13	20,153
	212	15	6	1	1				14	14			12	56.83	4	13,750
	213	11	10						11	11			9	53.00	4	17,500
	214	11	27						11	11					10	20,000
	215	33	27	1	1				32	32			4	68.75	24	13,916
	216	16	11	3	2				16	14			4	71.75	9	8,111
	217	2							2							
	218															
	219	15	11	4					15	15		1	3	71.66	11	11,727
	220	16	15	1	1				16	15					16	9,875
	221	3	2						3	2			1		2	
	222	1							1							
	223	4	2		2				4	2			1		3	8,066
	224	14	14						14	14					14	9,857
	225	3	3						3	3					3	11,666
	226	17	15	1	1				17	16					14	6,678
	227	10	5	3	1	1			10	8			2		3	7,000
	228	22	18	4					22	22			4	73.75	17	11,764
	229															
	230															
	231															
	232	9	8	1					9	9			1		8	8,787
	233	13	11	1	1	2			12	12			1		11	10,500
	234	19	15	1					19	16			1		15	16,353
	235	25	25						24	24					24	21,512
	236	15	10	2					15	12			2		10	12,980
	237	15	13	1	1	1			13	13					14	50,928
	238	11	9	1	1				11	9					10	12,270
	239	14	14						14	14					14	10,414
	240	14	10	4					14	14			4	55.00	9	8,811
	241	11	5	6					11	11			6	40.66	4	15,500
	242	13	12	1					13	13		1	1		10	10,900
	243	10	4	6					10	10			6	61.66	3	12,333
	244	21	19	1	1				21	20			1		19	10,500
	245	16	15	1					16	16			1		13	11,384
	246	28	13	10	3	2		4	28	23		1	11	46.27	10	33,800
	247	22	11	5	4				22	23					10	26,300
	248	9	8			1			9	8			7	76.00	8	19,937

<sup>1</sup>For renter - occupied dwelling units and vacant nonseasonal not dilapidated units, for rent.  
<sup>2</sup>For owner - occupied dwelling units and vacant nonseasonal not dilapidated units, for sale only.

Table 3.—CHARACTERISTICS OF HOUSING FOR BLOCK AREAS, BY BLOCKS: 1950—Con.

Block area	Block	All dwelling units by occupancy and tenure					All dwelling units by condition and plumbing facilities			Occupied dwelling units			Contract monthly rent <sup>1</sup>		Value <sup>2</sup> of one-dwelling-unit structures		
		Total	Owner occupied	Renter occupied	Vacant non-seasonal not dilap., for rent or sale	Other vacant and non-resident	Number reporting	No private bath or dilap.	No running water or dilap.	Total	Persons per room		Occupied by non-white	Number reporting	Average monthly rent (dollars)	Number reporting	Average value (dollars)
											Number reporting	1.51 or more					
C	249	12	10	1		1	12		11	11			1		10	20,400	
	250	8	7	1		8		8	8	8			1		7	34,000	
	251	6	6			6		6	6	6					6	15,000	
	252	9	8			9		9	9	9					8	28,750	
	253	9	7	1		1		1	1	1				7	29,285		
	254	13	11			13		13	11	11				11	31,090		
	255	79	16	60	2	79		76	75	75			58	72.05	14	15,357	
	256	5	2	2	1	5		4	4	4			3	50.33	1		
	257	13	4	3	6	13		13	7	7			8	48.87	1		
	258	20	13	5	2	20		1	1	1	1		7	55.00	9	12,166	
	259	23	12	6	1	23		2	18	18			7	59.28	7	11,857	
	260	16	11	5		13		13	16	13			4	64.50	7	11,142	
	261	4	4			4		4	4	4					4	14,250	
	262	20	15	1	2	20		1	16	16			2		16	16,375	
	263	7	5	1		7		7	5	5					5	29,200	
	264	3	1	1		3		3	2	2					1		
	265	3	1	1	1	3		3	1	1			1		7	18,142	
	266	9	8	1		9		9	9	9					9	11,555	
	267	9	9			9		9	9	9					9	14,125	
	268	9	5	3	1	9		9	8	8			4	32.50	4		
	269	13	6	5	2	13		4	11	11			7	46.42	3	7,500	
	270	3	2	1		3		3	3	3					2		
	271	30	18	19	3	30		30	27	27			12	52.08	15	15,000	
	272	44	19	19	6	43		43	38	38			18	54.94	13	10,307	
	273	21	12	7	2	21		21	19	18			9	56.33	8	9,812	
	275	7	6	1		7		7	7	7			1		6	25,416	
	276	6	5	1		6		6	6	6			1		5	15,100	
	277	8	6			8		8	6	6			1		5	17,700	
	278	3		1		3		3	1	1							
	279	9	5	4		9		9	8	8			4	61.25	5	16,800	
	281	3	2	1		3		3	3	1					2		
	282	1	1			1		1	6	6			1		4	7,125	
	283	5	5			5		5	5	5			1		3		
	284	4	3	1		4		4	4	4			1	52.61	3	9,413	
	285	5	3	2		5		5	5	5			3	53.07	7	9,357	
	286	28	13	13		24		27	22	22			1	84.31	6	12,250	
	287	11	11			11		11	11	11					10	11,070	
	288	16	19		6	16		16	15	15					10	11,070	
	289	11	18			11		11	11	11					4	10,125	
	290	11	18			11		11	11	11					4	10,125	
	291	15	13		8	15		15	15	15			2	42.14	12	7,666	
	292	3	11	12		3		3	23	23			12	43.75	7	6,257	
	293	4	17	18		4		4	33	33			2	36.14	10	7,430	
	294	15	15			15		15	30	30			15	32.00	10	10,000	
	295	3	14	14		3		3	24	24			18	30.44	18	6,875	
	296	3	2	1		3		3	1	1					9		
	297	2	16	7		2		2	2	2			8	43.12	8	8,166	
	298	7	14	2		7		7	32	32			2	30.30	11	7,381	
	299	8	3	5		8		8	8	8			5	42.00	11		
	300	19	17	2		19		19	19	19			2		13	7,769	
	301	3	27	8		3		3	35	35			1	58.12	28	8,553	
	302	10	6	4		10		10	10	10			4	47.50	5	8,200	
	303	7	5	2		7		7	7	7			1		2		
	306	3	3	3		3		3	2	2			2	53.66			
	308	22	20	2		22		20	22	22			12		2		
	309	4	4	1		4		4	4	4			1		1		
	312	8	23	6	3	8		59	84	84			38	6	64	20,940	
	316	4	4	1		4		4	4	4			6	21.40	20		
	319	18	13	1		18		18	16	16			16	23.64	14	4,266	
	320	38	29	1		37		37	35	35			14	35.96	3	6,700	
	321	20	6	6		17		17	9	9			18	37.63	4	8,875	
	322	30	6	18	2	29		5	24	23			1	19	2		
	323	27	11	13		25		7	22	24			12	31.91	8	5,775	
	324	23	9	13		23		1	22	22			14	33.35	2	6,583	
	325	19	4	11		19		4	15	15			14	32.71	2		
	332	15	7	7		14		4	13	13			8	11.12	4	9,875	
	333	8	2	5	1	8		4	8	8			5	22.68	2	4,160	
	334	2				2		2	2	2					3		
	335	3	5	3		3		14	3	3			4	26.13	5	4,100	
	339	1	2	1		1		2	3	3			3		2		
	340	3	1	2		3		3	3	3			1		1		
	341	14	4	9	1	14		13	13	12			1	27.40	3	3,833	
	344	18	8	9		18		11	17	17			3	22.62	8	7,187	
	345	5	4	1		5		5	5	5					4	3,250	
	346	13	6	7		13		6	13	13			1	18.50	4	4,475	
	347	11	3	7	1	11		10	10	10			1	20.75	3	5,666	
	348	13	8	4		13		10	12	12			1	22.25	7	3,000	
	349	21	10	11		21		12	21	18			11	19.80	7	6,500	
	354	26	20	7		26		23	23	23			10	20.15	5	6,900	
	355	13	6	7		12		12	12	12			19	35.00	5	5,100	
	356	18	4	14		17		3	18	18			13	20.61	2		
	357	5	1	4		5		5	5	5			4	23.00	1		
	358	13	2	11		13		2	13	13			1	19.72	2		
	359	4	4			4		4	4	4			4	23.75			
	360	5	2	3		5		5	5	5			3	27.45	2	3,290	
	362	17	6	11		16		19	17	17			14	22.42	3	5,666	
	363	18	5	13		18		4	18	18			13	24.15	3	5,000	
	363	11	6	5		10		3	11	11			5	18.80	6	6,916	

<sup>1</sup>For renter-occupied dwelling units and vacant nonseasonal not dilapidated units, for rent.  
<sup>2</sup>For owner-occupied dwelling units and vacant nonseasonal not dilapidated units, for sale only.

HOUSING—BLOCK STATISTICS

Table 3.—CHARACTERISTICS OF HOUSING FOR BLOCK AREAS, BY BLOCKS: 1950—Con.

Block area	Block	All dwelling units by occupancy and tenure					All dwelling units by condition and plumbing facilities			Occupied dwelling units			Contract monthly rent <sup>1</sup>		Value <sup>2</sup> of one-dwelling-unit structures	
		Total	Owner occupied	Renter occupied	Vacant non-seasonal not dilap., for rent or sale	Other vacant and non-resident	Number reporting	No private bath or dilap.	No running water or dilap.	Total	Persons per room		Number reporting	Average monthly rent (dollars)	Number reporting	Average value (dollars)
											Number reporting	1.51 or more				
C	364	13		13		11	9	3	13	11		13	163.38			
	365	15		10		14	3		15	15	1	8	365.00	4	6000	
	366	15	5	8		13	3		15	15	1	8	366.00	4	6333	
	367	3		3		3			3	3		3	367.00	6	6500	
	368	12	6	5	1	12	3	1	11	11	1	10	368.00	4	3250	
	369	36	5	31		34	16	10	44	35	1	30	369.00	1		
	370	4	1	3		4	4	5	4	4		3	370.00			
	373	10	2	8		9	5	5	10	10	1	8	373.00	1		
	375	5		5		5			5	5		5	375.00			
	379	7	1	4	2	7			5	5	1	6	379.00	1		
	380	18	4	14		18	4	1	18	18	2	18	380.00	4	8125	
	381	9	6	3		9	2		9	9		9	381.00	4	6200	
	382	22	2	20		21	3		22	22		22	382.00	2		
	383	17	6	11		14	3		17	17	1	11	383.00	4	5400	
	384	19	5	14		19	3		19	19		14	384.00	2	5000	
	386	12	4	8		12	3	2	12	12		12	386.00	2		
	387	27	7	20		26	9	4	27	27	1	20	387.00	2	5916	
	388	21	5	16		21	7		21	21	1	15	388.00	2	4500	
	389	8	2	6		7			8	8	1	8	389.00	2		
	391	27	11	16		24	12	1	27	26	2	16	391.00	7	4214	
	392	7	3	4		7	1	1	7	6		7	392.00	3	4500	
	393	5	2	3		5	2	2	5	5	1	4	393.00	2		
	394	9	5	4		8	4	1	9	8		9	394.00	2	4000	
	395	4	2	2		3	1	1	4	4		4	395.00	2		
	398	1				1			1	1		1	398.00			
	400	18	18			18			18	18		18	400.00	18	9555	
	401	9	8		1	9			9	9		9	401.00	1	11975	
	402	13	10	3		12			13	13		13	402.00	10	11470	
	403	6	3	2		6		1	6	5		6	403.00	3	10000	
	404	8	6	2		8			8	7		8	404.00	5	8300	
	405	4	1	1	2	4	1	1	4	2		3	405.00	1	3166	
	407	10	8	1		10	1	1	10	9	1	9	407.00	1	9562	
	408	22	11	11		20	2	1	22	20		20	408.00	1	8187	
	409	34	19	15	6	34	5		34	33	1	33	409.00	2	6320	
	410	12	3	9		12	3		12	12	3	12	410.00	2	6362	
	411	70	19	51	2	64	11	2	70	63	1	63	411.00	13	6892	
	412	68	5	63		68	5	2	68	63	1	63	412.00	5		
	413	29	5	24		29	8	2	29	27	1	27	413.00	5	8200	
	414	13	12	1		13	1		13	12		12	414.00	3		
	415	47	12	35	1	44	16	5	46	46	3	44	415.00	7	3857	
	416	41	11	30	2	40	17	2	41	38	2	38	416.00	8	8537	
	417	18	6	12	3	18	7		18	13		10	417.00	3	12000	
	418	7		7		7			7	7		7	418.00			
	419	4		4		4		3	4	4	2	4	419.00	4	4625	
	420	1		1		1			1	1		1	420.00			
	421	11	3	8		11	10	6	11	9		8	421.00	1	1975	
	422	15	2	13		15	5	2	15	14	1	13	422.00	1	2484	
	423	30	4	26		30	10	5	30	29	4	25	423.00	1	3232	
	424	22	3	19	3	22	13		22	19	2	19	424.00	3	9000	
	425	13	9	4		13	13		13	13		13	425.00	3	5762	
	426	25	15	10		25	2	2	25	25	1	3	426.00	14	5950	
	427	25	4	21		24	3		25	15	1	20	427.00	2		
	432	12	6	6	9	12	3		12	12		6	432.00	4	5875	
	433	7	4	2		7	5	4	7	6		6	433.00	3	2366	
	434	3	2	1		3	1	1	3	2		2	434.00	2		
	435	8	8			8			8	7		7	435.00	7	6214	
	437	2		2		2			2	2		2	437.00			
	439	3		3		3	2		3	3		3	439.00			
	440	12	4	8	2	12	4	2	12	9	1	7	440.00	2	3333	
	441	26	2	24	1	26	18	3	26	26	1	26	441.00	24	3642	
	442	11	1	10		10	1		11	11	1	10	442.00	2	2404	
	443	8	1	7		8	4	3	8	8	3	6	443.00	6	2510	
	444	11	2	9	1	10	2	1	11	8	1	6	444.00	5	3550	
	445	2		2		2			2	2		2	445.00			
	446	2		2		2			2	2		2	446.00			
	448	3		3		3			3	3		3	448.00			
	450	10	3	7	3	10	6	1	10	7	2	9	450.00	3	3833	
	451	16	1	15	1	16	8		16	11	1	11	451.00	2	3888	
	452	18	1	17	1	17	6		17	17	7	16	452.00	2	2254	
	453	42	5	37		38	16	3	41	38	3	34	453.00	7	2337	
	454	32	4	28		31	16	6	32	32	7	32	454.00	34	3485	
	455	12	3	9		12	5	1	12	12		9	455.00	3	3775	
	456	20	3	17		20	3	2	20	20	2	18	456.00	2	3344	
	457	9	4	5		9	2	1	9	8	1	8	457.00	2	2944	
	458	13	8	5	1	13	1	1	13	13	1	12	458.00	4	3768	
	459	9	3	6		9	3	3	9	7		7	459.00	2	4875	
	460	1		1		1			1	1		1	460.00	4	6314	
	461	8	5	3		8	6		8	6		6	461.00	3	4666	
	463	7	6	1	1	7	7		7	6	1	6	463.00	2	3833	
	464	20	7	13	3	19	6		17	17		13	464.00	5	4083	
	465	5	2	3	1	5	1	1	5	4		4	465.00	1	4400	
	466	18	13	5	2	18	1	1	16	16		16	466.00	1	5461	
	469	116	17	99		113	58	42	116	115	15	94	469.00	13	3200	
	470	72	9	62		66	46	7	71	65	7	56	470.00	7	2871	
	471	36	5	31		36	24	1	36	36	3	32	471.00	3	6857	
	472	11	4	7		11	5	3	11	11	1	11	472.00	3	5000	
	473	66	7	58	1	66	33	23	65	64	5	63	473.00	6	2514	
													2950		5666	

<sup>1</sup>For renter - occupied dwelling units and vacant nonseasonal not dilapidated units, for rent.  
<sup>2</sup>For owner - occupied dwelling units and vacant nonseasonal not dilapidated units, for sale only.

Table 3.—CHARACTERISTICS OF HOUSING FOR BLOCK AREAS, BY BLOCKS: 1950—Con.

Block area	Block	All dwelling units by occupancy and tenure					All dwelling units by condition and plumbing facilities			Occupied dwelling units				Contract monthly rent <sup>1</sup>		Value <sup>2</sup> of one-dwelling-unit structures	
		Total	Owner occupied	Renter occupied	Vacant non-seasonal not dilap., for rent or sale	Other vacant and non-resident	Number reporting	No private bath or dilap.	No running water or dilap.	Total	Persons per room		Occupied by non-white	Number reporting	Average monthly rent (dollars)	Number reporting	Average value (dollars)
											Number reporting	1.51 or more					
C	474	40	2	38		40	34	34	40	38	3	36	38	31.68	1		
	475	4	1	3		4	4	4	4	4		4	3	38.33			
	476	6	1	4		6	1	1	5	5	1	3	4	30.00	1		
	477	5		5		5			5	5		3	5	40.00			
	479	23	9	14		21	2	2	23	21	1	14	14	34.28	6	9.000	
	480	65	22	40	2	59	4	4	62	56	3	27	38	35.07	19	5.594	
	481	57	22	41		47	24	7	57	57	1	56	40	24.75	14	5.392	
	482	106	33	82		99	49	36	105	103	7	102	82	25.84	21	5.133	
	483	25	9	16		22	19	9	25	22	1	24	16	27.00	2		
	484	27	3	24		27	20	4	27	27	4	27	23	23.08	3	6.666	
	485	23	9	14		22	13	2	23	23	1	23	13	25.07	6	3.300	
	486	3	1	2		3	3	1	3	3	1	3	2		1		
	487	26	5	21		26	18	6	26	26	4	26	21	16.47	4	6.500	
	488	11	4	7		11	5	2	11	11		11	6	29.66	3	3.333	
	489	9	5	3		9	5	5	8	8		8	3	36.00	3	3.166	
	490	13	6	7	1	13	7	6	13	13	1	13	7	30.57	6	2.166	
	493	18	9	9		18	14	13	18	18	3	18	9	22.77	7	2.485	
	494	12	5	7		12	8	8	12	12		12	6	25.33	3	3.566	
	495	42	1	41		42	41	33	42	42	8	41	40	18.45	1		
	496	20	4	16		20	17	1	20	20	2	20	15	22.33	4	3.250	
	497	20	4	16		19	4	3	20	20	1	20	14	22.00	2		
	498	22	5	17		22	20	15	22	22	4	22	17	19.05	5	2.500	
	499	18	8	10		18	13	12	18	18	1	18	10	25.30	7	2.357	
	500	19	9	10		19	11	9	19	19	1	19	10	23.50	7	2.300	
	503	22	18	3		22	22	1	21	21		3	3	50.00	16	4.966	
	504	9	7	2		6	6		9	6		1	1		4	6.375	
	505	10	10			10	10		10	9					10	4.880	
	506	9	6	2		8	8		7	7					5	7.800	
	507	16	11	1	2	16	16		12	12		2			10	6.850	
	508	5	4		1	4	4		4	4					4	5.500	
	510	3	1	2		3	3		3	3		1			1		
	511	12	7	4	1	11	1	1	11	11		4	4	51.25	6	3.563	
	512	3	3			2	2		3	2					3	5.266	
	513	8	6	2		8	5	1	8	8	1	8	2				
	514	2															
	515	4	2	2		4	1	2	4	4		4	1		2		
	516	5	1	4		5	4	2	5	5	1	5	4	23.00	1		
	517	16	6	8	2	16	7	4	14	14	1	14	9	29.44	6	3.550	
	518	18	5	13		18	6	4	18	18	2	18	13	24.38	5	3.140	
	519	21	9	12		21	8	1	21	21	2	21	12	36.75	9	4.111	
	520	16	5	11		15	11	5	16	16	2	16	11	20.45	4	4.800	
	521	18	2	16		18	17	10	18	18	5	18	16	22.50	1		
	522	10	2	8		10	4		10	10		10	8	28.12	2		
	523	70	26	43	1	70	25	10	69	68	1	67	41	24.07	21	4.333	
	524	1															
	526	15	3	12		14	3	3	15	15		8	10	34.00	3	7.933	
	527	67	14	53		67	34	10	67	66	5	67	53	29.56	8	1.4262	
	528	15	3	12		14	11	4	15	15		15	12	20.58	3	5.333	
	529	23	8	13	1	22	15	5	21	21	2	18	13	19.53	5	3.100	
	530	32	1	29		28	16	7	30	29	4	30	27	27.85			
	531	25	2	23		25	18	2	25	25	2	25	21	23.42	1		
	532	12	4	7	1	12	9	7	11	11	1	11	7	19.71	4	3.125	
	533	11	3	8		11	4	4	11	11		11	8	31.37	2		
	534	6	6			6	3	1	6	6		6	6		6	3.216	
	535	6	6			6	3	2	6	6		6	5	28.00			
	536	10	1	8	1	10	3	2	9	9	2	9	8	31.12	1		
	537	3	2	1		3	3		3	3		3	1		2		
	538	1															
	539	6	4	1	1	6	2		5	5		2	2		3	12.166	
	545	7	6	1		7	7		7	7		7	1		5	7.000	
	547	34	26	4		34			30	30	1	26	4	45.00	23	8.152	
	549	11	9	2		11	11		11	11	1	11	2		9	7.777	
	552	44	42	2		41	35	7	44	44	1	44	1		3	8.333	
	553	26	22	2	2	25	24		24	24		24	3	56.66	22	6.754	
	554	14	12	1	1	14	13		13	13		13	1		13	6.992	
	555	27	22	5		27	4		27	26	1	27	4	28.00	19	5.426	
	556	14	2	11	1	14	2	1	13	13	1	12	12	35.25	2		
	557	20	7	13		20	18	1	20	20	4	20	12	22.33	7	2.714	
	558	7	5	2		7	5	1	7	7	2	7	2		5	3.900	
	559	24	17	7		23	10		24	24	2	23	7	22.42	17	3.794	
	560	27	16	10		26	14		26	26	3	26	10	19.80	16	3.331	
	561	36	1	34	1	35	35	24	35	33	7	35	33	22.57	4		
	562	8	4	4		8	3		8	8		8	4	37.00	1	3.125	
	563	32	14	17	1	32	19	14	31	29	2	31	16	33.27	12	3.141	
	564	26	6	18		26	16	12	26	26	3	25	18	29.55	6	4.266	
	565	10	8	3	1	9	4	3	9	9	6	10	8	34.88	4	3.888	
	566	56	3	53		56	41	39	56	55	5	56	53	22.43	3	3.000	
	567	41	7	33	1	41	33	26	40	40	9	40	32	21.55	5	5.300	
	568	71	30	39	1	44	12	6	69	68	4	64	36	24.88	22	4.954	
	569	178	7	168	1	105	6	5	175	175	1	154	161	21.35	5	8.440	
	570	30	2	27	1	30	25		29	29	3	27	27	27.55	2		
	571	10	3	6	1	10	5		9	9		9	6	33.50	1		
	572	35	14	21		35	5		35	35	2	35	21	26.33	13	1.5346	
	573	108	1	106	1	82	8		107	107	9	97	103	20.51	1		
	574	21	11	8	2	12	2		19	19	2	15	8	32.50	12	5.083	
	575	35	10	23	1	34	21	11	33	33	2	33	23	26.39	8	4.687	
	576	16	13	3	1	16	6	4	16	16	1	15	23	38.33	13	3.392	

<sup>1</sup>For renter - occupied dwelling units and vacant nonseasonal not dilapidated units, for rent.  
<sup>2</sup>For owner - occupied dwelling units and vacant nonseasonal not dilapidated units, for sale only.

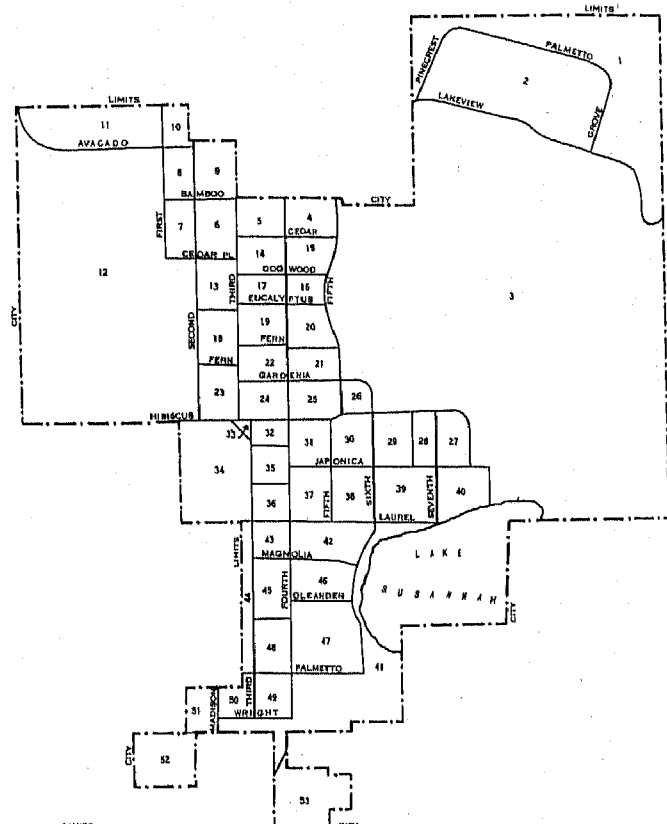
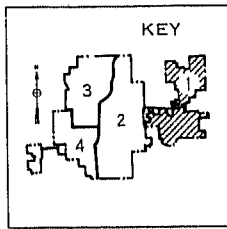
HOUSING—BLOCK STATISTICS

Table 3.—CHARACTERISTICS OF HOUSING FOR BLOCK AREAS, BY BLOCKS: 1950—Con.

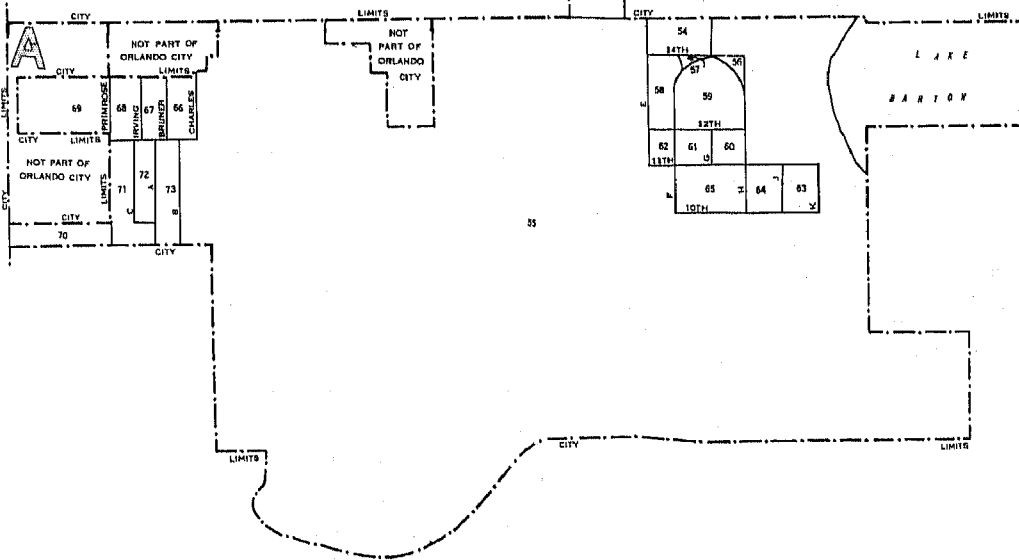
Block area	Block	All dwelling units by occupancy and tenure					All dwelling units by condition and plumbing facilities			Occupied dwelling units			Contract monthly rent <sup>a</sup>		Value <sup>b</sup> of one-dwelling-unit structures		
		Total	Owner occupied	Renter occupied	Vacant non-seasonal not dilap., for rent or sale	Other vacant and non-resident	Number reporting	No private bath or dilap.	No running water or dilap.	Total	Persons per room		Number reporting	Average monthly rent (dollars)	Number reporting	Average value (dollars)	
											Number reporting	1.51 or more					Occupied by non-white
C	577	112		112		112			112	111	7	112	112	24.91			
	578	63	9	54		63	8	6	63	63	7	62	53	23.05	9	3,344	
	579	3	3			3			3	3					3	6,500	
	580	11	7	4		11	3		11	11			2		6	8,166	
	581	6	4	2		6	1		6	6			2		4	9,250	
	582	8	5	1	2	8			6	6	5		1		7	6,185	
	586	3	1	2		3			3	3			2				
	587	5	3	2		5	2	1	5	4			2			3	4,000
	588	10	7	3	2	10	1		7	7			2			7	3,571
	589	19	9	8	1	19	4	3	17	17	1	16	6	23.33	8	3,487	
	590	25	6	18	1	25	8	1	24	24			17	28.76	4	8,500	
	591	10	7	3		10	1		8	8			1		6	5,083	
	593	7	4	3		7			7	7	1	1	3	31.66	3	4,166	
	594	1				1			1	1							
	595	6	4	2		6	1		6	6	1		2		4	5,250	
	596	3	2	1		3			3	3			1		2		
	597	15	7	8		14			15	15			8	25.62	3	4,266	
	598	10	4	6	2	10			8	8			4	36.25	4	4,225	
	599	9	3	6	1	8		1	7	7	1		4	36.25	3	7,500	
	600	10	3	7	1	10	7		9	9			8	14.37	2		
	601	7	3	4		7	2		7	7			4	31.25	2		
	602	12	5	7	1	12	1		10	10			5	38.00	5	5,200	
	603	6	3	3		6			6	6			3	32.66	3	6,000	
	604	14	12	2		14			14	14			2		11	5,118	
	605	10	1	9	1	10	1		8	8			1		8	4,375	
	606	14	9	5		14	2	2	14	14			1		8	5,450	
	607	14	8	6		14	5	2	14	14	2		6	40.00	5	5,100	
	608	18	12	6	2	18	3		16	16			5	46.00	10	6,000	
	609	11	4	7		11			9	9			5	44.40	4	5,500	
	610	26	14	11	1	24	5	1	25	23		3	10	38.00	9	7,328	
	611	2				2			2	2							
	612	14	11	3		14	1	1	13	12	1		1		11	5,454	
	613	21	13	8	1	20	3	1	20	17			7	37.14	11	5,509	
	614	17	7	10	1	17	4	2	15	14			7	41.00	7	5,500	
	615	10	9	1		10	1		10	10			9		9	6,255	
	616	9	4	5		9	1	1	9	9			8		8	5,562	
	617	4	4			4			4	4			4		4	4,875	
	618	7	3	4		7	2	2	7	7			4	45.00	3	9,833	
	619	1				1			1	1							
	620	11	4	6	1	11			10	10			6	53.33	4	6,250	
	621	16	10	6		16	2	1	16	16	1		6	38.33	10	5,230	
	622	11	5	6		11			11	11			6	45.00	5	5,100	
	623	14	10	4		14	1	1	14	14	1		3	45.00	9	5,277	
	624	10	4	6		10	5	3	10	10			6	27.83	3	4,333	
	626	3				3			3	3							
	627	2	2			2			2	2			1		2		
	628	8	6	2		8			8	8			2		4	6,225	
	629	9	4	5		9			9	9			4		2		
	630	6	5	1		6			6	6			1	47.50	2		
	632	6	6			6	1		6	6			1		5	3,280	
	633	2				2	2		2	2			6		6	4,333	

<sup>a</sup>For renter - occupied dwelling units and vacant nonseasonal not dilapidated units, for rent.  
<sup>b</sup>For owner - occupied dwelling units and vacant nonseasonal not dilapidated units, for sale only.

ORLANDO, FLORIDA, BY BLOCKS: 1950  
PART 1 OF 4 PARTS



PART 2 ADJOINS  
PART 2 ADJOINS

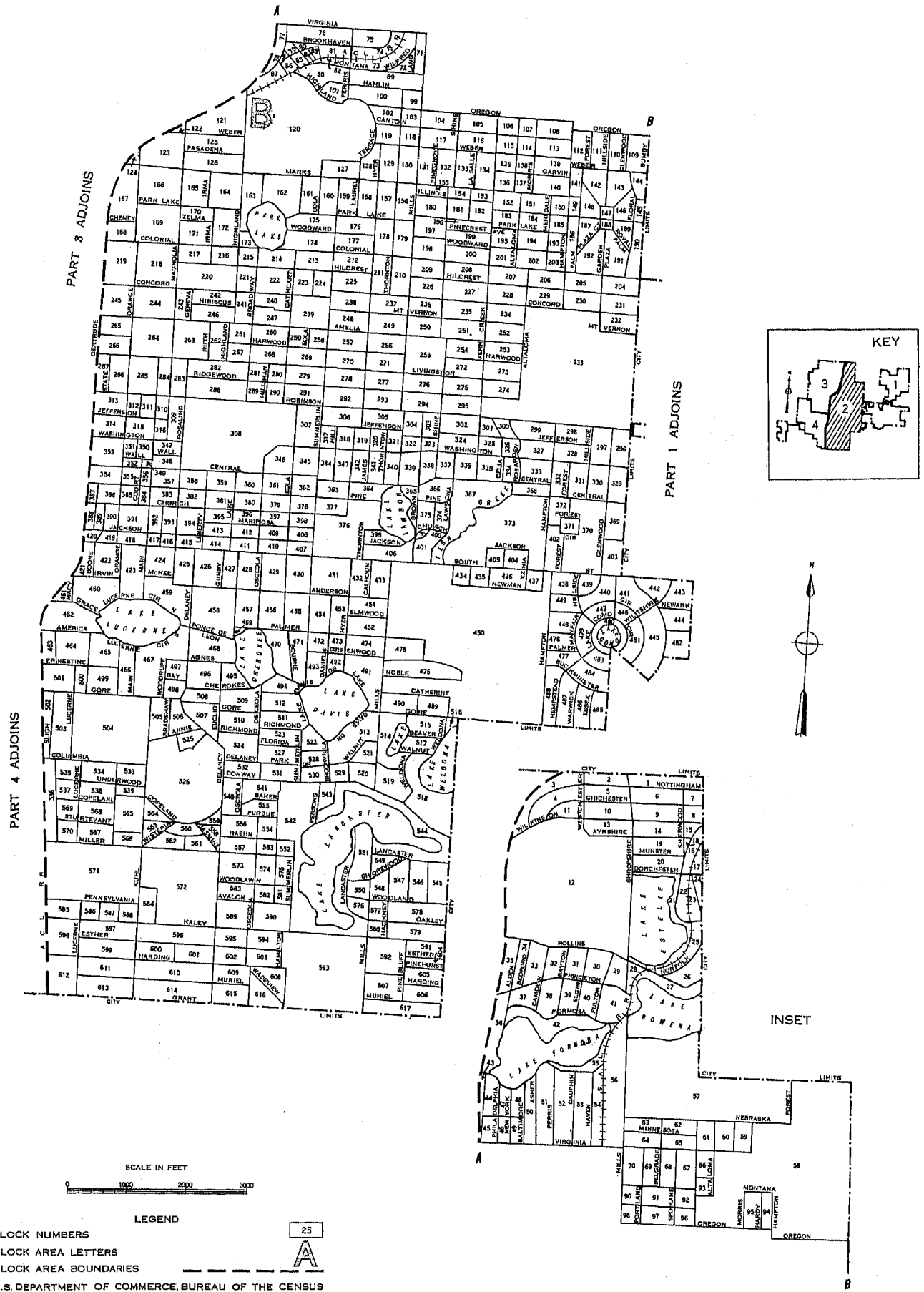


LEGEND  
BLOCK NUMBERS  
BLOCK AREA LETTERS  
BLOCK AREA BOUNDARIES  
U.S. DEPARTMENT OF COMMERCE, BUREAU OF THE CENSUS



# ORLANDO, FLORIDA, BY BLOCKS: 1950

## PART 2 OF 4 PARTS



BLOCK NUMBERS  
 BLOCK AREA LETTERS  
 BLOCK AREA BOUNDARIES  
 U.S. DEPARTMENT OF COMMERCE, BUREAU OF THE CENSUS



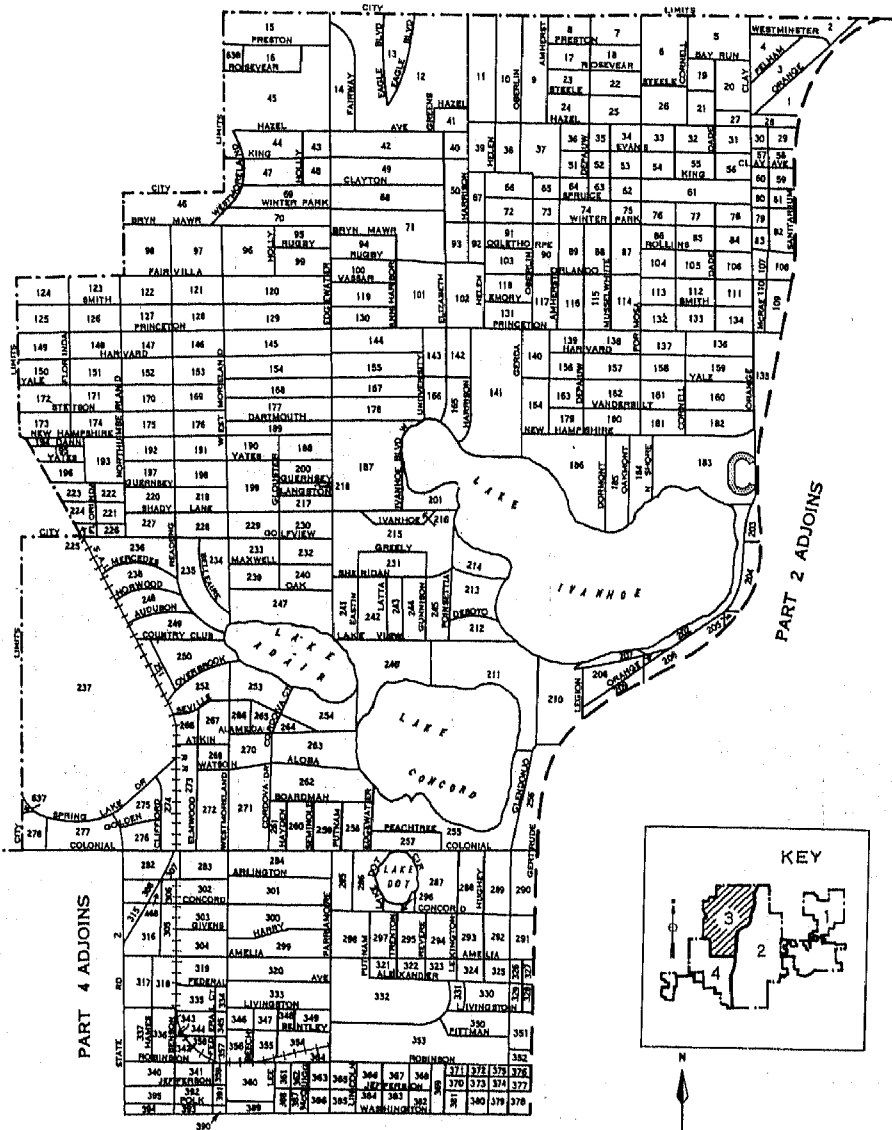
SCALE IN FEET  
0 1000 2000 3000

LEGEND



ORLANDO, FLORIDA, BY BLOCKS; 1950

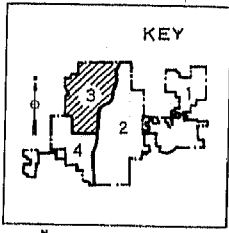
PART 3 OF 4 PARTS



PART 4 ADJOINS

PART 4 ADJOINS

PART 2 ADJOINS



SCALE IN FEET

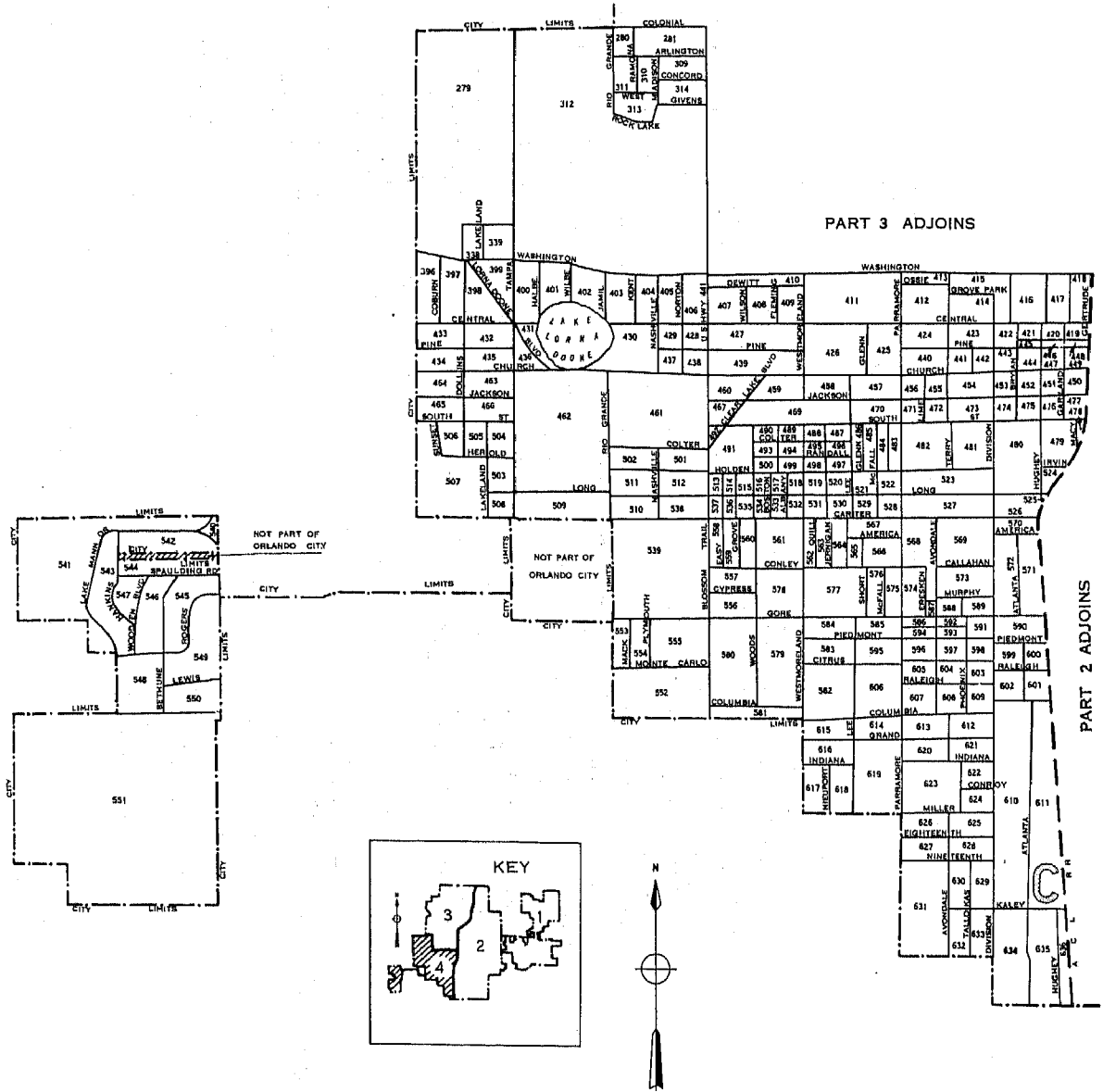


LEGEND

- BLOCK NUMBERS
- BLOCK AREA LETTERS
- BLOCK AREA BOUNDARIES
- U.S. DEPARTMENT OF COMMERCE, BUREAU OF THE CENSUS



ORLANDO, FLORIDA, BY BLOCKS: 1950  
PART 4 OF 4 PARTS



SCALE IN FEET  
0 1000 2000 3000

LEGEND  
BLOCK NUMBERS  
BLOCK AREA LETTERS  
BLOCK AREA BOUNDARIES  
U.S. DEPARTMENT OF COMMERCE, BUREAU OF THE CENSUS