


1950 UNITED STATES CENSUS OF HOUSING

U. S. DEPARTMENT OF COMMERCE • BUREAU OF THE CENSUS



PATERSON, N. J.

**BLOCK
STATISTICS**

U. S. CENSUS OF HOUSING: 1950

Volume

- I General Characteristics
- II Nonfarm Housing Characteristics
- III Farm Housing Characteristics
- IV Residential Financing
- V Block Statistics

Housing statistics for census tracts are to be included in the Population reports on census tracts.

U. S. CENSUS OF POPULATION: 1950

Volume

- I Number of Inhabitants
- II Characteristics of the Population

Succeeding volumes will cover the following subjects:

Census Tracts, Nativity and Parentage, Nonwhite Population by Race, Persons of Spanish Surname, Institutional Population, Differential Fertility, Labor Force Characteristics, Occupation, Industry, Income, Internal Migration, Education, Characteristics of Families and Households.

UNITED STATES CENSUS of HOUSING : 1950
U. S. DEPARTMENT OF COMMERCE BUREAU OF THE CENSUS
CHARLES SAWYER, Secretary ROY V. PEEL, Director



BLOCK STATISTICS

PATERSON
NEW JERSEY


Prepared under the supervision of
Howard G. Brunsman, Chief
Population and Housing Division

1950 HOUSING CENSUS REPORT

VOLUME V, PART 140

UNITED STATES GOVERNMENT PRINTING OFFICE 1951

BLOCKS • CENSUS TRACTS





BUREAU OF THE CENSUS

ROY V. PEEL, *Director*

A. ROSS ECKLER, *Deputy Director*
HOWARD C. GRIEVES, *Assistant Director*
CONRAD TAEUBER, *Assistant Director*
MORRIS H. HANSEN, *Assistant Director for Statistical Standards*
ROBERT Y. PHILLIPS, *Assistant Director for Operations*
CALVERT L. DEDRICK, *Coordinator, International Statistics*
FRANK R. WILSON, *Information Assistant to the Director*

Population and Housing Division—

HOWARD G. BRUNSMAN, *Chief*
WAYNE F. DAUGHERTY, *Assistant Chief for Housing*
ROBERT B. VOIGHT, *Assistant Chief for Operations*
HENRY S. SHRYOCK, Jr., *Assistant Chief for Population*
EDWIN D. GOLDFIELD, *Program Coordinator*

Quality and Equipment Statistics—Robert C. Hamer, *Chief*
Inventory Statistics—Carl A. S. Coan, *Chief*
Developmental Programs—J. Hugh Rose, *Chief*
Residential Financing—Junia H. Honnold, *Chief*
Territories and Possessions—Joel Williams, *Chief*
Statistical Sampling—Joseph Steinberg, *Chief*
Statistical Procedure—Morton A. Meyer, *Chief*
Processing Operations—Milton D. Lieberman, *Chief*

Administrative Service Division—WALTER L. KEHRES, *Chief*
Agriculture Division—RAY HURLEY, *Chief*
Budget Officer—CHARLES H. ALEXANDER
Business Division—HARVEY KAILIN, *Acting Chief*
Field Division—LOWELL T. GALT, *Chief*
Foreign Trade Division—J. EDWARD ELY, *Chief*
Geography Division—CLARENCE E. BATSCHLET, *Chief*
Governments Division—ALLEN D. MANVEL, *Chief*
Industry Division—MAXWELL R. CONKLIN, *Chief*
Machine Tabulation Division—C. F. VAN AKEN, *Chief*
Personnel Division—HELEN D. ALMON, *Chief*

SUGGESTED IDENTIFICATION

U. S. Bureau of the Census. *U. S. Census of Housing: 1950. Vol. V, Block Statistics, Part 140.*
U. S. Government Printing Office, Washington, D. C., 1951.

For sale by the Superintendent of Documents, U. S. Government Printing Office, Washington 25, D. C.,
or any of the Field Offices of the Department of Commerce - Price 20 cents

PREFACE

This report presents statistics on characteristics of dwelling units by blocks for the city. The tabulations are based on data from the 1950 Census of Housing, taken as of April 1, 1950. Authorization for the 1950 Census of Housing as part of the Seventeenth Decennial Census was provided by the Housing Act of 1949, approved July 15, 1949.

The major portion of the information compiled from the 1950 Census of Housing appears in Volume I, *General Characteristics*; Volume II, *Nonfarm Housing Characteristics*; Volume III, *Farm Housing Characteristics*; Volume IV, *Residential Financing*; and Volume V, *Block Statistics*. Volume V consists of separate reports, issued as bulletins for each of the 209 cities which in 1940 or in a subsequent census had a population of 50,000 or more. These reports will not be bound into a single publication.

The subjects covered in both the 1950 and 1940 reports on characteristics of dwelling units by blocks are substantially similar.

This report was prepared under the direction of Howard G. Brunsman, Chief, Population and Housing Division, and Wayne F. Daugherty, Assistant Chief for Housing. Robert C. Hamer, Chief, Quality and Equipment Statistics Section, was in charge of coordinating the content and the format of the report with assistance from Carl A. S. Coan, Chief, Inventory Statistics Section; Floyd D. McNaughton, Chief, Equipment and Facilities Unit; Beulah Washabaugh, Chief, Tenure and Vacancy Unit; and Walter A. Hines. The compilation of the statistics was under the supervision of Robert B. Voight, Assistant Chief for Operations.

The collection of the information on which these statistics are based was under the supervision of Lowell T. Galt, Chief, Field Division. The geographic work, including the assignment of all block numbers and the preparation of maps, was under the supervision of Clarence E. Batschelet, Chief, Geography Division. The data were tabulated under the supervision of C. F. Van Aken, Chief, Machine Tabulation Division.

December 1951

PATERSON, N. J.

CONTENTS

INTRODUCTION

	Page		Page
General.....	1	Definitions and explanations—Continued	
Related reports.....	1	Condition and plumbing facilities.....	2
Census tracts.....	1	Persons per room.....	2
Use of data.....	1	Color of occupants.....	2
Comparability with 1940 Housing Census data.....	1	Contract monthly rent.....	2
Definitions and explanations.....	1	Value of one-dwelling-unit structures.....	2
Dwelling unit.....	1	Number reporting.....	2
Occupancy and tenure.....	2	Block identification.....	2

TABLES

	Page
Table 1.—Characteristics of housing for the city: 1950.....	3
Table 2.—Characteristics of housing by census tracts: 1950.....	3
Table 3.—Characteristics of housing for census tracts, by blocks: 1950.....	4

Map of city, by blocks, appears following last page of tables.

BLOCK STATISTICS

INTRODUCTION

GENERAL

Volume V of the Reports on Housing consists of a separate report for each of the 209 cities which in 1940, or in a subsequent census prior to 1950, had a population of 50,000 or more. Each report presents for the city, by blocks, tabulations for a limited number of subjects obtained in the Census of Housing. The subjects in these reports are similar to those in the block statistics supplements to Volume I of the reports of the 1940 Census of Housing. The subjects in this report present the number of dwelling units classified by occupancy and tenure, condition and plumbing facilities, persons per room, color of occupants, average contract monthly rent of renter-occupied and selected vacant units, and the average value of one-dwelling-unit owner-occupied and selected vacant structures. In table 1, the statistics for these subjects are summarized for the city. Table 2 contains the statistics for census tracts. In table 3, the data are presented by blocks within census tracts. Maps identifying the location of each block and the census tract boundaries are a part of this report.

Related reports.—Related statistics for this city are contained in the Reports on Housing, Volume I, *General Characteristics*; and in the Reports on Population, Volume I, *Number of Inhabitants*, and Volume II, *Characteristics of the Population*.

The Reports on Housing for each State in Volume I present data on the characteristics of dwelling units for the State by residence (urban, rural nonfarm, and rural farm), for standard metropolitan areas, urbanized areas, counties, for urban places, places of 1,000 to 2,500 inhabitants, and rural-nonfarm and rural-farm dwelling units for each county. Each report includes the following subjects: occupancy, tenure, race of occupants, type of structure, year built, condition and plumbing facilities, water supply, toilet and bathing facilities, number of rooms, number of persons, persons per room, electric lighting, heating equipment, heating and cooking fuels, refrigeration equipment, kitchen sink, radio, television, and, for nonfarm units, the contract monthly rent, gross monthly rent, and value of one-dwelling-unit structures.

Volume I of the Reports on Population shows the 1950 population of each county and of each minor civil division within the county. It also contains figures for each incorporated place, for each unincorporated place with 1,000 or more inhabitants, and for incorporated places of 5,000 or more by wards. A special series of tables presents data for each urbanized area giving the incorporated places and portions of minor civil divisions within it.

Volume II of the 1950 Population Reports contains statistics on the general characteristics of the population. Chapter A of this volume repeats the figures on number of inhabitants as shown in Volume I; Chapter B presents demographic, economic, and social characteristics of the population; and Chapter C gives more detailed cross-classifications for States and large cities and standard metropolitan areas.

Census tracts.—Census tracts are small areas into which certain large cities have been subdivided for statistical and local administrative purposes. In most cases the tracts are permanently established, so that comparison may be made from census to census. The boundaries of tracts are established so as to include approximately equal numbers of inhabitants or equal areas; and each tract is designed to represent an area that is fairly

homogeneous in population characteristics. Although the tracted areas of some cities extend into the suburbs, the data shown in this report are restricted to the tracts within the corporate limits of the city.

Use of data.—The tabulation of housing characteristics for areas as small as city blocks provides descriptive material of considerable value for technical studies of housing in the city. The statistics will be useful in compiling totals for special types of areas that may be defined to meet the requirements of individual investigators. Users of the data should bear in mind that in practically all cases the data for a given block represent the work of only one enumerator. Consequently, housing characteristics for blocks are subject to a wider margin of error than is to be expected in the figures for tracts or wards which represent returns made by a number of enumerators. Misinterpretation of instructions by one enumerator may cause a significant bias in the statistics for a block even though it may have a negligible effect upon the figures for larger areas. In particular, the enumeration of "condition" depended to a considerable extent upon the judgment of the individual enumerator. Also, failure to indicate the correct block number for a significant number of dwelling units may introduce errors into the block data.

Comparability with 1940 Housing Census data.—In the 1940 Census of Housing, reports entitled "Block Statistics" were issued as supplements to the first series of Housing bulletins. These supplements consisted of separate reports for each of the 191 cities which had 50,000 inhabitants or more in 1930.

In the 1950 reports, the block numbers used are different, in most cases, from those used in the 1940 reports. Therefore, to compare 1940 and 1950 data for a given block, it is necessary to locate the block on the maps to obtain the corresponding 1940 and 1950 block numbers.

The subjects in both the 1940 and 1950 reports are substantially similar. However, data on number of structures, year built, and mortgage status have been omitted from the 1950 report. Furthermore, in the 1940 reports average contract or estimated monthly rent was reported for all dwelling units while in 1950 average contract monthly rent is reported for some, and average value for other, dwelling units.

DEFINITIONS AND EXPLANATIONS

More detailed and complete definitions are presented in Volume I of the Housing Reports.

Dwelling unit.—In general, a dwelling unit is a group of rooms or a single room, occupied or intended for occupancy as separate living quarters, by a family or other group of persons living together or by a person living alone.

A group of rooms, occupied or intended for occupancy as separate living quarters, is a dwelling unit if it has separate cooking equipment or a separate entrance. A single room, occupied or intended for occupancy as separate living quarters, is a dwelling unit if it has separate cooking equipment or if it constitutes the only living quarters in the structure. Also, each apartment in a regular apartment house is a dwelling unit even though it may not have separate cooking equipment. Excluded from the dwelling unit count are large rooming houses, institutions, dormitories, and transient hotels and tourists courts.

In the 1940 Census, a dwelling unit was defined as the living quarters occupied or intended for occupancy by one household.

A household consisted of a family or other group of persons living together with common housekeeping arrangements, or a person living entirely alone. However, the enumerator was not explicitly instructed to define rooms as dwelling units on the basis of cooking equipment or separate entrance.

The number of dwelling units in the 1950 Census may be regarded as comparable with the number of dwelling units in the 1940 Census. Some living quarters may have been classified as separate dwelling units in the one census and not in the other. Further, in the 1950 Census, living quarters with five or more lodgers were not tabulated as dwelling units; generally, such quarters were included in the 1940 dwelling unit count. However, the net effect of these changes is probably small.

Occupancy and tenure.—Dwelling units are classified by occupancy and tenure into four groups: owner-occupied; renter-occupied; vacant nonseasonal not dilapidated, for rent or sale; and other vacant and nonresident. A dwelling unit is classified as owner-occupied if it was owned wholly or in part by the head of the household or by some related member of his family living in the dwelling unit. All other occupied units are classified as renter-occupied whether or not cash rent was actually paid for living quarters. Rent-free units and living accommodations received in payment for services performed are thus included with the renter-occupied units.

A dwelling unit is considered vacant if no persons are living in it at the time of enumeration. New units not yet occupied were enumerated as vacant dwelling units if construction had proceeded to the extent that all the exterior windows and doors were installed and final usable floors were in place. The classification "Vacant nonseasonal not dilapidated, for rent or sale" is descriptive of the vacant dwelling units reported in this classification. "Other vacant and nonresident" units include all dilapidated and seasonal vacant units as well as the not dilapidated units which were not for rent or sale.

Because of changes in enumeration procedures, the counts of total vacant units in 1940 and 1950 are not strictly comparable. In 1940, vacant units were enumerated if they were habitable; units uninhabitable and beyond repair were excluded from the enumeration. In 1950, units were included regardless of condition if they were intended for occupancy as living quarters. Therefore, no comparison should be made between the data on "vacant nonseasonal not dilapidated, for rent or sale" units from the 1950 Census and data in the 1940 Census reports.

In both censuses, dwelling units occupied entirely by nonresidents were included with vacant units not for rent or sale. Trailers, tents, houseboats, and railroad cars which were vacant were excluded from the dwelling unit inventory in both 1950 and 1940.

Condition and plumbing facilities.—Data on condition of a dwelling unit are shown in combination with data for selected plumbing facilities and are, therefore, limited to units for which both condition and plumbing facilities are reported. Plumbing facilities include water supply, toilet facilities, and bathing facilities.

The category "with private bath" includes those dwelling units reported with both a flush toilet and a bathtub or shower inside the structure for the exclusive use of the occupants of the unit. The category "no private bath" includes those dwelling units not having private flush toilet or not having private bathing facilities. The "no running water" category includes units with only piped running water outside the structure or with only other sources such as a hand pump.

A dwelling unit is "dilapidated" when it is run-down or neglected, or is of inadequate original construction, so that it does not provide adequate shelter or protection against the elements or it endangers the safety of the occupants.

Persons per room.—The number of persons per room has been computed for each occupied dwelling unit by dividing the number

of persons in the dwelling unit by the number of rooms in the dwelling unit. All persons enumerated in the Population Census as members of the household (including lodgers, servants, and other nonrelated persons) are counted in determining the number of persons that occupy the dwelling unit. The number of rooms in the dwelling unit includes all rooms available for living quarters throughout the year. Not counted as rooms are bathrooms, closets, pantries, halls, screened porches, and unfinished rooms in the basement and attic.

Color of occupants.—Occupied dwelling units are classified by color of head of household according to the definition used in the 1950 Census of Population. The group designated as "nonwhite" consists of Negroes, Indians, Japanese, Chinese, and other nonwhite races. Persons who are not definitely Indian or of other nonwhite race are classified as white.

Contract monthly rent.—Contract monthly rent is the rent, at the time of enumeration, contracted for by the renter regardless of whether it includes furniture, heating fuel, electricity, cooking fuel, water, or personal services.

Monthly rent for vacant dwelling units is the amount asked for the dwelling unit at the time of enumeration. The average monthly rent relates to renter-occupied dwelling units and vacant nonseasonal not dilapidated units for rent. Dwelling units which are occupied "rent-free" are not included with the units reporting rent.

Value of one-dwelling-unit structures.—Average value is shown for owner-occupied dwelling units and vacant nonseasonal not dilapidated units which are for sale only. Value is shown only if the unit is in a one-dwelling-unit structure without business and if it is the only dwelling unit included in the property. The value represents the amount for which the owner estimates that the property, including such land as belongs with it, would sell under ordinary conditions and not at a forced sale. For vacant units, value is the sale price asked by the owner.

Number reporting.—Occupancy and tenure are reported for all dwelling units, and color of occupants is reported for all occupied units. The corresponding distributions for these subjects in table 1 are based on all dwelling units and on occupied units, respectively. For all other subjects, the distributions are based on the units for which the specific characteristics are reported, that is, the "Number reporting."

The number of dwelling units for which the enumerator obtained no report on a particular item is shown for the city totals only; however, the number "not reported" can easily be derived for each area in tables 2 and 3 by subtracting the number reporting from the total number of dwelling units (or total occupied).

Block identification.—A map or series of maps is included in this report showing block numbers for each block, number and letter designations for tracts, and the names of principal streets.

Blocks are identified by serial numbers, a separate series of numbers being used for each tract. Thus, the location of each block for which data are presented in table 3 may be determined by referring to the tract and block number shown on the map. Similarly, data for a specific block may be located in the table by reference to the map for identification numbers of the tract and block.

If no dwelling units are reported for a block, the block number is not listed in table 3, although it is shown on the map. Dwelling units for which the block number was not reported are indicated in the table by the symbol "NR." Detailed data are not shown for such dwelling units, nor for blocks containing fewer than three dwelling units. Average monthly rent is not shown when the monthly rent was reported for fewer than three dwelling units. Average value is not shown when the value of one-dwelling-unit properties was reported for fewer than three dwelling units. All dwelling units are included, however, in the statistics for the city and for each tract.

Table 1.—CHARACTERISTICS OF HOUSING FOR THE CITY: 1950

Subject	Number	Percent	Subject	Number	Percent
OCCUPANCY AND TENURE			PERSONS PER ROOM		
All dwelling units.....	42,925	100.0	Occupied dwelling units.....	42,228	...
Owner occupied.....	14,351	33.4	Number reporting.....	41,910	100.0
Renter occupied.....	27,877	64.9	1.50 or less.....	40,994	97.8
Vacant nonsessional not dilapidated, for rent or sale.....	374	0.9	1.51 or more.....	916	2.2
Other vacant and nonresident.....	323	0.8	Not reported.....	318	...
CONDITION AND PLUMBING FACILITIES			CONTRACT MONTHLY RENT		
All dwelling units.....	42,925	...	Renter-occupied, and vacant nonsessional not dilapidated units, for rent—Number reporting.....	27,203	...
Number reporting.....	42,248	100.0	Total contract monthly rent..... dollars..	925,368	...
With private bath, not dilapidated.....	35,247	83.4	Average monthly rent..... dollars..	34.02	...
No private bath, with running water, not dilapidated.....	3,793	9.0	VALUE OF ONE-DWELLING-UNIT STRUCTURES		
No running water or dilapidated.....	3,208	7.6	Owner-occupied, ¹ and vacant nonsessional not dilapidated units, for sale only—Number reporting.....	5,089	...
Condition or plumbing facilities not reported.....	677	...	Total value or sale price..... dollars..	54,475,200	...
No private bath or dilapidated.....	7,001	16.6	Average value..... dollars..	10,704	...
COLOR OF OCCUPANTS					
Occupied dwelling units.....	42,228	100.0			
White.....	40,273	95.4			
Nonwhite.....	1,955	4.6			

¹Restricted to 1-dwelling-unit properties.

Table 2.—CHARACTERISTICS OF HOUSING BY CENSUS TRACTS: 1950

Census tract	All dwelling units by occupancy and tenure					All dwelling units by condition and plumbing facilities			Occupied dwelling units			Contract monthly rent ¹		Value ² of one-dwelling-unit structures		
	Total	Owner occupied	Renter occupied	Vacant non-seasonal not dilap., for rent or sale	Other vacant and non-resident	Number reporting	No private bath or dilap.	No running water or dilap.	Total	Persons per room Number reporting 1.51 or more	Occupied by non-white	Number reporting	Average monthly rent (dollars)	Number reporting	Average value (dollars)	
TOTAL	42925	14351	27877	374	323	42248	7001	3208	42228	41910	916	1955	27203	34.02	5089	10,704
PT-1	1024	701	300	14	9	1018	43	9	1001	980	5	284	38.24	559	11,306	
PT-2	2183	909	1244	21	9	2161	228	56	2153	2140	19	7	29.69	383	7,770	
PT-3	1744	705	1015	6	18	1729	294	146	1720	1713	20	1	31.54	261	8,457	
PT-4	834	130	684	3	17	820	482	412	814	806	71	179	25.48	29	4,555	
PT-5	946	211	717	8	10	941	448	301	928	924	33	61	22.46	19	4,842	
PT-6	1612	616	986	3	7	1570	188	62	1602	1592	15	1	28.94	124	8,335	
PT-7	1193	374	800	8	11	1170	448	172	1174	1170	35	59	24.74	70	4,941	
PT-8	1196	411	772	7	6	1192	210	93	1183	1178	20	16	26.82	80	5,915	
PT-9	1182	354	811	6	11	1166	264	75	1165	1162	26	12	25.30	64	6,004	
PT-10	1255	437	796	14	8	1238	156	69	1233	1228	11	3	29.78	111	7,618	
PT-11	1663	668	976	12	7	1639	24	2	1644	1638	12	24	40.81	309	10,380	
PT-12	1255	414	828	11	2	1241	28	12	1242	1235	9	9	40.45	113	8,824	
PT-13	1359	460	880	7	12	1343	80	19	1340	1336	12	93	45.42	176	12,137	
PT-14	1462	341	1106	6	9	1424	131	71	1447	1437	60	391	38.39	27	6,981	
PT-15	1588	315	1238	23	12	1574	358	131	1553	1552	64	445	35.10	66	7,639	
PT-16	1107	104	979	14	10	1080	410	216	1083	1071	91	293	34.98	24	7,300	
PT-17	1633	203	1384	36	10	1581	427	109	1587	1540	90	55	43.11	38	9,715	
PT-18	1214	179	1018	2	15	1204	613	455	1197	1192	66	52	24.34	9	5,388	
PT-19	1066	505	541	12	8	1062	144	56	1046	1040	13	1	30.42	197	6,099	
PT-20	1147	253	861	16	17	1140	425	171	1114	1112	40	22	24.88	45	4,771	
PT-21	983	331	635	12	5	963	127	39	966	929	13	4	30.30	93	6,743	
PT-22	1285	256	1002	10	17	1278	366	123	1258	1255	37	47	23.20	25	5,056	
PT-23	2101	622	1438	16	25	2067	311	149	2060	2051	32	69	37.38	124	8,805	
PT-24	1267	600	649	13	5	1254	23	2	1249	1242	6	11	45.96	303	10,231	
PT-25	1888	721	1129	15	23	1845	42	26	1850	1836	12	32	52.87	456	19,892	
PT-26	1573	845	689	33	6	1543	30	15	1534	1526	5	1	47.84	519	16,611	
PT-27	1498	577	902	13	6	1488	56	11	1479	1473	7	1	38.13	126	9,138	
PT-28	1109	302	798	6	3	1050	86	16	1100	1077	9	1	29.35	56	6,264	
PT-29	938	191	730	10	7	911	294	73	921	916	45	60	24.54	26	5,134	
PT-30	1915	716	1179	8	12	1899	169	83	1895	1884	27	3	35.18	197	8,392	
PT-31	1705	900	790	9	6	1657	96	34	1690	1675	11	2	38.18	460	10,198	

¹For renter-occupied dwelling units and vacant nonsessional not dilapidated units, for rent.
²For owner-occupied dwelling units and vacant nonsessional not dilapidated units, for sale only.

HOUSING—BLOCK STATISTICS

Table 3.—CHARACTERISTICS OF HOUSING FOR CENSUS TRACTS, BY BLOCKS: 1950

[Detailed statistics not shown for blocks containing fewer than 3 dwelling units, nor for dwelling units not allocated by blocks (designated by NR)]

Census tract	Block	All dwelling units by occupancy and tenure					All dwelling units by condition and plumbing facilities			Occupied dwelling units			Contract monthly rent ¹		Value ² of one-dwelling-unit structures	
		Total	Owner occupied	Renter occupied	Vacant non-seasonal not dilap., for rent or sale	Other vacant and non-resident	Number reporting	No private bath or dilap.	No running water or dilap.	Total	Persons per room		Number reporting	Average monthly rent (dollars)	Number reporting	Average value (dollars)
											Number reporting	1.51 or more				
PT-1	1	35	22	13		35	8		35	35		11	28.54	15	9,300	
	2															
	3		3						3	3				3	9,666	
	4		6	2					6	5		2		4	9,500	
	5		3		1				3	3		1		1		
	6		3	3					3	3					3	12,666
	7		1						1							
	8		2						2							
	9		1						1							
	10		1						1							
	11		2						2							
	13		16	15	1				16	16		1			14	12,214
	14		10	10					10	10					10	11,750
	15		4	3	1				4	4					2	
	16		3	3					3	3					3	11,666
	18		8	8					8	8					8	11,437
	19		1						1							
	21		5	5					5	4					5	6,800
	22		4	4					4	4					4	11,750
	23		4	4					4	4					4	6,875
	24		1						1							
	25		1						1							
	26		13	2	11				13	11					2	
	27		18	7	10		1		18	13		1		10		
	28		14	4	10				14	10				10		
	31		6	5	1				6	6				1	5	8,400
	32		16	11	5	4			16	12	1	1		15	7	9,320
	33		7	7					7	6					7	10,071
	34		10	10					10	9					10	11,300
	35		13	13					13	13					13	11,653
	36		31	23	7	1			31	30				6	22	12,545
	37		24	24					24	23					24	13,145
	38		18	16	1	1			18	17				1	17	13,058
	42		6	3	2	1			6	5	2	2		2	4	15,250
	43		5	5		3			5	5					5	11,960
	44		6	6					6	6					6	14,500
	45		14	12	2				14	14				2	10	10,400
	46		27	23	3	1			27	26				3	21	11,076
	47		23	22	1				23	22		1		1	22	13,500
	48		22	20	2				22	22				1	19	12,052
	49		28	24	4				28	28				3	18	11,388
	50		11	3	8	2			11	9				6	4	10,875
	51		13	5	8				13	13				6	2	
	52		11	7	4				11	11				4	5	10,200
	53		11	9	2				11	15				7	3	10,666
	54		33	22	11				33	46				7	12	7,500
	55		50	20	30		2		50	48		1		26	11	7,436
	56		60	26	34		3		60	55				31	8	8,125
57		46	19	27		4		46	43				24	8	8,125	
58		77	38	39		4		77	77				38	10	7,300	
58		41	24	17		1		41	41		1		16	12	9,583	
59		17	7	10				17	17				10	1		
60		15	4	11				15	15		1		11	10	14,500	
61		16	12	4			2	16	16				3	10	14,500	
62		29	27	2				29	29				1	26	12,576	
63		24	17	7				24	24				7	13	13,692	
64		26	20	6				26	26				6	19	11,473	
65		25	22	3				25	25				3	19	13,078	
66		38	35	3				38	38				3	32	10,934	
67		27	26			1		27	26				3	24	12,479	
68		33	25	7	1			33	32				7	18	11,388	
69		17	15	2				17	17				2	14	10,642	
70		12	7	5				12	12				5	6	10,250	
71		3	1	2				3	3				1			
72		1						1								
PT-2	1	6	5	1		6		6	6			1		3	7,333	
	6	29	18	5	5	1		29	23			5		18	9,027	
	7	6	6					6	6					6	6,750	
	9	39	39					39	39					39	8,256	
	11	15		15				15	15		1		15			
	12	92	91	1	1			92	91		2		5	92		
	15	11	10	1				11	11					1	9	8,611
	16	14	13		1			14	13						14	8,107
	18	16	16					16	16						16	8,218
	19	43	40	3				43	43					2	40	8,262
	22	18		18				18	18					18		
	23	38	16	19	1	2		38	35		1			19	6	6,416
	24	47	22	25				47	47			1		25	7	6,785
	25	6	6					6	6						5	4,400
	26	23	13	10				23	23					10	3	8,666
	27	40	29	11				40	40			1		11	19	8,368
28	37	20	16	1			37	36			1		17	15	7,020	
29	10	4	6				10	10					6	2		
30	15	9					15	14					9	2		
31	63	30	33				63	61		1			31	2	9,416	
32	32	14	18				32	32		1			18	4	7,375	

¹For renter - occupied dwelling units and vacant nonsessional not dilapidated units, for rent.
²For owner - occupied dwelling units and vacant nonsessional not dilapidated units, for sale only.

Table 3.—CHARACTERISTICS OF HOUSING FOR CENSUS TRACTS, BY BLOCKS: 1950—Con.

Census tract	Block	All dwelling units by occupancy and tenure					All dwelling units by condition and plumbing facilities			Occupied dwelling units			Contract monthly rent ¹		Value ² of one-dwelling-unit structures		
		Total	Owner occupied	Renter occupied	Vacant non-seasonal not dilap., for rent or sale	Other vacant and non-resident	Number reporting	No private bath or dilap.	No running water or dilap.	Total	Persons per room		Occupied by non-white	Number reporting	Average monthly rent (dollars)	Number reporting	Average value (dollars)
											Number reporting	1.51 or more					
PT-2	33	30	10	20					30	30	1		20	33.80	2		
	34	20	11	9				3	20	20		1	9	29.44	5	81.00	
	35	38	15	23					38	38			23	34.86	7	8.800	
	36	33	17	16					33	33			15	31.20	7	7.642	
	37	20	9	11					20	27			12	30.73	3	6.000	
	38	60	17	42	1				59	59			42	28.97	4	9.375	
	39	83	30	44	2				81	81	1		43	28.58	12	7.250	
	40	67	30	37					67	67	1		36	24.36	16	7.050	
	41	34	13	20		1			33	33			20	29.70	6	4.666	
	42	53	17	36					53	51			36	24.69	3	6.000	
	43	38	12	26					38	37	1		24	25.75	6	9.250	
	44	34	12	22					34	34			22	28.31	1	3	
	45	32	14	17		1			31	31			17	32.29	1	7.000	
	46	54	24	30					54	54			30	26.60	7	6.000	
	47	90	34	56					89	89	1		56	29.19	8	7.312	
	48	79	38	49					86	86	1		49	31.24	16	7.468	
	49	79	33	44			2		77	77	1		39	31.28	10	5.900	
	50	83	34	47			2		81	81	1		44	29.43	5	7.312	
	51	57	34	23	1				56	54			35	29.08	8	7.700	
	52	43	12	31			4		43	43	1		31	31.03	5		
	53	76	26	49	1				75	75		1	49	26.67	7	5.657	
	54	63	21	39	2				60	60	2		41	26.43	10	6.550	
	55	54	19	33					52	52			34	31.50	4	5.000	
	56	53	27	24	2				51	51			27	34.54	7	7.571	
	57	45	18	27					45	45			27	38.03	4	10.125	
	58	51	22	29					51	51			27	27.59	1		
	59	14	5	9					14	14			6	25.87	1		
	60	47	15	32					47	47			11	25.61	5		
	61	39	15	24					39	39			24	33.25	2	13.900	
	62	28	11	17					28	28			17	33.64	2		
	64	44	8	36					44	44	1		36	26.55	1		
	65	26	4	22					26	25			22	24.40	1		
	PT-3	1	12	7	4				12	11			4	33.50	2		
2		3	1	2			1	3	3			2		1			
3		6	4	2				6	6			2		2			
4		6	4	2				6	6			2		2			
5		57	49	7	1			57	56	1		7	44.42	4	11.250		
6		19	18	1				19	19			1		1	11.534		
7		4	2	1				4	3			1		1	9.944		
8		2											1		8.666		
9		11	12	7				11	11			7	39.00	1			
10		20	12	8				20	20			6	32.00	7	10.785		
11		17	10	6	1			17	16			7	32.28	3	8.333		
12		67	30	37				66	60			3	29.54	3	7.062		
13		40	17	23				40	40	2		2	30.43	2	7.250		
14		33	17	16				33	33			1	33.68	2	8.300		
15		33	18	15				33	32			1	28.26	10	6.430		
16		19	12	7				19	18				7	32.41	4	8.000	
17		30	16	13		1		30	29				13	44.40	7	8.071	
18		23	11	11				23	21				11	36.72	4	10.125	
19		37	18	19				37	37				19	33.00	4	9.171	
20		16	9	7				16	16				9	40.85	7	10.375	
21		49	12	36		1		49	48				34	19.47	3	7.000	
22		20	7	13				20	20	1			13	44.15	3		
23		18	10	8				18	17			1	11	26.00	8	6.650	
24		37	14	23				37	37				19	24.73	2		
25		18	9	9				18	18			1	9	43.33	2	6.333	
26		19	10	9				19	17				8	37.87	5	6.500	
27		55	19	36		1		55	52				36	23.93	4	7.750	
28		47	19	28				47	47			1	28	35.64	7	6.500	
29		73	35	38				73	73				38	46.63	7	6.228	
30		82	39	43				81	82			1	42	31.19	16	6.275	
31		98	39	58	1			98	114				59	31.49	8	6.187	
32		83	24	58		1		83	82				56	29.03	4	6.125	
33		50	20	29	1			50	49			1	28	28.71	6	6.250	
34	50	23	27				50	50				28	29.52	4	4.333		
35	94	32	60		2		93	92			1	66	30.30	6	6.166		
36	98	37	57				98	94				57	30.54	6	7.083		
37	73	25	47				73	72				46	31.89	1			
38	84	35	48				84	83				46	31.67	1	8.025		
39	61	10	50		1		61	60				49	25.79	4	8.250		
40	71	10	61				69	71			4	58	27.32	3	6.000		
41	29	4	25				29	29				25	31.92	3	5.000		
42	52	19	32		1		51	47	2			29	29.17	6	9.166		
PT-4	1	24	5	19				24	24			4	21.50	1			
	2	139	25	110		4		139	135			26	24.11	9	3.888		
	3	41	38	3				41	41			38	21.15	2			
	4	28	19	9				28	21			18	20.11	1			
	5	42	35	7				42	42			10	28.14	1			
	6	18	15	3				18	18			7	14.00	1			
	7	1						1	1			1					
	8	44	11	31	1	1		43	27	21		6	29.34	2			

¹For renter - occupied dwelling units and vacant nonseasonal not dilapidated units, for rent.
²For owner - occupied dwelling units and vacant nonseasonal not dilapidated units, for sale only.

HOUSING—BLOCK STATISTICS

Table 3.—CHARACTERISTICS OF HOUSING FOR CENSUS TRACTS, BY BLOCKS: 1950—Con.

Census tract	Block	All dwelling units, by occupancy and tenure					All dwelling units by condition and plumbing facilities			Occupied dwelling units			Contract monthly rent ¹		Value ² of one-dwelling-unit structures			
		Total	Owner occupied	Renter occupied	Vacant non-seasonal not dilap., for rent or sale	Other vacant and non-resident	Number reporting	No private bath or dilap.	No running water or dilap.	Total	Persons per room		Number reporting	Average monthly rent (dollars)	Number reporting	Average value (dollars)		
											Number reporting	1.51 or more					Occupied by non-white	
PT-4	9	24	1	23					24									
	10	155	20	133				153	152	5	16	23	27.76					
	11	62	15	44	1	2	24	21	19	24								
	12	41	15	26			62	30	16	59	56	7	17	25.56				
	13	39		34			41	10	8	41	41	8	26	27.42	5	5500		
	14	25	3	22			39	33	28	39	39	4	18	30.73				
	15	39	3	35		1	25	15	8	25	24	2	22	31.77	1			
	16	6	2	4			39	23	23	38	37	4	4	27.13	2			
	17	74	7	66	1		68	46	46	73	72	17	35	31.73	2			
	18	27	2	25			27	12	8	27	27	1		28.56				
	19	5		5			5	5	5	5	5	1	4	24.20				
	PT-5	1	71	27	43		71	24	11	70	70	3		41	23.87	2		
		2	34	8	26		34	18	11	34	34		9	26	28.52	2		
		3	97	23	74		97	25	13	97	97	1	1	74	31.66	2		
		4	42	4	36	2		42	6		40	40			33.97	1		
		5	42	7	33	1	1	41	13	6	40	39	2	2	34.88			
		6	128	23	100	1	5	128	86	82	123	123	3	4	38.58	2		
		7	73	9	64			73	61	57	73	73	2	2	63	18.88	2	
		8	57	9	47			55	38	25	56	56	5	2	45	20.55	1	
9		72	18	52		2	70	31	24	70	67	18		51	21.78	2		
10		58	20	37	1		58	13	6	57	57	1	2	38	22.71	2		
11		22	4	18			22	10	8	22	22	1		18	24.61			
12		80	28	52			80	35	5	80	80	1		50	22.86	1		
13		4	1	3			4	1		4	4			3	43.33			
14		105	23	79	3		105	47	19	102	102	6	1	76	23.68	4	4375	
15		61	7	53	1		61	40	34	60	60	2		54	22.24			
PT-6		1	58	21	37		57			58	57			37	36.86	5	8900	
		2	50	26	23		50	5	2	49	49			21	34.28	3	7700	
		3	27	13	14		27			27	27			14	37.00	4	8250	
		4	21	10	10		21			20	20			10	32.90	1		
	5	32	14	17		32	2	1	31	31			16	31.12	1			
	6	8	4	4		8	1		8	8			4	32.75	3	6333		
	7	29	11	18		29	1	1	29	29			17	33.47	1			
	8	32	11	21		32	8		32	31			21	28.14	3	6500		
	9	21	11	10		21			21	21			10	30.10	1			
	10	41	18	23		41	2		41	41	1		23	29.47	1			
	11	29	9	20		29	2		27	27			18	33.27	2			
	12	29	8	21		29	6	1	27	25			29	27.34	2			
	13	25	11	15		25	2		27	27			16	28.06				
	14	28	11	17		28			27	26			15	29.73	5	5500		
	15	40	11	29		40	4		40	40			24	33.58	2			
	16	47	22	25		47	6		47	46			24	38.95	6	10583		
	17	50	28	22		50	1	1	49	49			21	35.38	7	21142		
	18	21	12	8		21			20	20			7	39.57	4	10750		
	19	47	20	28		47	1		45	44			25	35.16	3	5333		
	20	40	15	25	1	1	40	1	2	40	40			25	24.32	8	6562	
	21	39	20	19		39	3		39	39			19	32.47	3	5333		
	22	77	13	64		77	24	23	77	76	2	1		62	21.48			
	23	44	15	29		44	5		44	42				29	23.62	2		
	24	37	21	16		37			37	37				16	32.81	4	8250	
	25	8	5	3		8			8	8				3	36.00	2		
	26	76	41	34	1	72	11	1	75	75				35	33.54	8	9187	
	27	66	19	47		61	19		66	66	1			46	25.06	3	13666	
	28	39	8	31		38	5		39	38				30	30.23	3	5333	
	29	60	18	42		59	5	2	60	60	3			40	26.17	5	7400	
	30	21	12	9		21			21	21				8	30.75	6	7833	
	31	40	10	30		40	3		40	40	1			29	24.89	1		
	32	43	15	28		43			43	43				28	23.00	3		
	33	102	35	67		98	27	10	102	102	3			66	27.48	1		
	34	106	31	75		95	22	10	106	105	1			74	26.68	4	6125	
35	64	20	44		60	17	9	64	64				44	23.54	3	6666		
36	42	19	22	1	42			41	41	1			22	26.90	6	7083		
37	65	26	39		65	3		65	65		2		38	30.18	8	5812		
PT-7	1	40	15	25		30		1	40	40			25	23.56				
	2	50	22	27	1	49	9		49	49			28	28.75	1			
	3	7	2	5		7			7	7			4	24.00				
	4	49	20	29		47	4		49	49			27	30.25	1			
	5	35	13	22		35			35	35			21	32.57	2			
	6	20	9	11		20	4		20	20			11	28.44				
	7	56	25	31		56	13		56	56			29	23.34	3	7333		
	8	5	2	3		5	4		5	5			3	21.66	1			
	10	20	11	9		19	6		20	20			9	24.55	5	5160		
	11	25	6	19		25	9		25	25			17	21.88				
	12	12	2	10		12	5		12	12			9	42.22	1			
	13	65	24	41		64	26	4	65	64	1			40	23.00	5	6400	
	14	13	6	7		12	3		13	13				7	27.71	1		
	15	46	17	27		46	13		44	44				28	20.50	8	4437	
	16	67	21	43	2	67	34		64	64	2			42	20.45	11	3290	
	17	87	28	58	1	86	36		86	85	1			58	20.03	7	3571	
	18	51	17	34		50	7		51	51		6		33	28.06	3	5000	

¹For renter - occupied dwelling units and vacant nonseasonal not dilapidated units, for rent.
²For owner - occupied dwelling units and vacant nonseasonal not dilapidated units, for sale only.

Table 3.—CHARACTERISTICS OF HOUSING FOR CENSUS TRACTS, BY BLOCKS: 1950—Con.

Census tract	Block	All dwelling units by occupancy and tenure					All dwelling units by condition and plumbing facilities			Occupied dwelling units			Contract monthly rent ¹		Value ² of one-dwelling-unit structures			
		Total	Owner occupied	Renter occupied	Vacant non-seasonal not dilap., for rent or sale	Other vacant and non-resident	Number reporting	No private bath or dilap.	No running water or dilap.	Total	Persons per room		Occupied by non-white	Number reporting	Average monthly rent (dollars)	Number reporting	Average value (dollars)	
											Number reporting	1.51 or more						
PT-7	19	102	25	75	1	1	102	35	28	100	100	5	8	74	24.16	4	5750	
	20	45	4	40		1	44	27	17	44	43	8	5	39	22.66			
	21	46	5	40		1	46	36	34	45	45	4	12	34	36.70	2		
	22	12	2	8		2	12	12	12	10	10	1	1	8	14.87			
	23	19	2	16		1	19	15	12	18	18	2	6	15	19.80			
	24	37	13	22		2	35	26	20	35	35	1	1	23	36.08			
	25	3		3			3	1	1	3	3	1	1	3	21.33			
	26	19	4	15			19	7	2	19	19			15	20.73			
	27	44	16	28			44	14		44	44	2	2	28	20.78	2		
	28	75	28	47			73	21		75	74	5	5	45	21.62	6	4250	
	29	42	9	32		1	42	16		41	41	1	1	32	20.09	2		
	30	42	12	29		1	42	17		41	41			28	24.57	2		
	31	25	7	18			25	11		25	25			17	24.76	2		
	32	11	3	8			11	7	5	11	11		1	7	27.85			
	33	10		10			10	10	10	10	10	1	3	10	26.00	1		
	34	13	4	8		1	13	11	10	12	12	1	5	8	33.25			
	PT-8	1	1	2														
		3	9		7								1		3	37.66		
		4	20	8	12			9	4	4	9	9			11	19.81		
		5	14	3	10	1		14	7	4	13	13			10	23.70	2	
		6	31	11	20			31	7	5	31	31			19	22.21	1	
		7	35	14	21			35	5	2	35	35			21	26.19	2	
		8	8	2	6			8	1		8	8			6	25.16		
		9	15	4	11			15	5	5	15	15	1		11	19.63	2	
		10	11	7	3		1	11	2		10	10			3	24.00	5	5200
		11	20	6	14			20	3	2	20	20			11	22.54	5	5400
		12	7	6	1			7			7	7			1		4	5250
		13	48	18	30			48	18		48	48	2		30	22.80	10	4880
		15	16	7	9			16	3		16	16			8	21.62	3	3766
		16	2															
		22	51	18	33			51	2	2	51	51	1	1	33	27.00	6	5416
		23	62	24	38			62	6		62	62			36	27.16	2	
		24	56	23	31	2		54	7	1	54	52		1	33	25.45	4	7250
		25	24	9	14	1		24	2		23	23			15	34.53	1	
26		50	21	29			50			50	50		1	27	27.85	6	6166	
27		44	15	29			44	6	2	44	44			29	26.82	2		
28		23	5	17		1	23	1		22	22	1		17	24.64	1		
29		8		6		2	8	8		6	6			5	17.60			
30		16	3	13			16	15	14	16	15		2	11	17.27			
32		21	9	12			21	8	4	21	21		3	11	26.45	1		
33		37	11	26			37	7	3	37	37	1		26	26.80	3	9166	
34		41	20	20		1	40	4		40	40			18	25.61	3	6000	
35		51	16	35			50			51	50			33	33.09	1		
36		37	14	23			37	4		37	37			22	33.45	1		
37		34	9	25			34	1		34	34	1		24	28.75	2		
38		58	27	31			58	3	1	58	58	2		31	31.93			
39		102	16	84	1	1	102	7	3	100	99	3	8	84	28.32	2		
40		16		16			16	15	13	16	16			16	14.18			
41		6	1	5			6	4	4	6	6			4	8.00			
42		20	4	16			20	13	7	20	20			16	18.62	2		
43	83	27	55	1		83	22	8	82	82		3	54	28.40	2			
44	58	22	36			58	7	3	58	58			36	30.58	1			
45	36	20	16			36			36	36			16	32.75	2			
46	25	6	18	1		25	4		24	24			18	26.77	3	6933		
PT-9	1	43	8	34		43	25	14	42	42			33	19.90				
	2	3		3		3	1		3	3			3	22.00				
	3	44	22	20		44	8		42	41			19	24.21	5	5900		
	4	15	6	9		14	7	5	15	14			9	23.33	1			
	6	20	6	14		20	4	2	20	20			14	25.21				
	8	82	15	65		82	25	19	80	80	3	1	64	24.10	2			
	9	4		4		4			4	4			4	28.50				
	10	22	4	18		22	5		22	22			18	32.50	2			
	11	39	9	30		37	6		39	39			30	24.53	4	6000		
	12	51	15	36		49	6		51	51			35	21.74	3	9000		
	13	85	27	58		84	19	5	85	85			58	21.79	6	6500		
	14	80	23	56		80	22	20	79	78	4	2	56	22.30	2			
	15	85	18	67		85	12		85	85			66	28.39				
	16	85	19	60	2	4	85	21		79	79	3		59	31.11	2	4200	
	17	88	36	51	1	1	88	18		87	87	1		52	25.21	5	5330	
	18	69	30	36	2	1	64	8	2	66	66	1		37	26.83	10	5750	
	19	49	20	29			47	4		49	49		2	28	27.46	4	7000	
	20	57	24	33			55	7		57	57	1		33	24.03	4	4125	
	21	33	5	28			33	11	5	33	33	1		28	24.21	2		
	22	43	11	32			43	7		43	43			32	26.75			
23	36	7	29			36	3		36	36	2		26	25.15	1			
24	69	20	49			68	14	1	69	69			45	29.00	6	6166		
25	19	7	12			19	6		19	19	1	1	12	18.91	2			
27	48	19	28		1	48	18		47	47	1		29	24.10	3			
28	12	3	9			12	6	1	12	12		6	9	24.33				
31	1																	
PT-10	3	8	1	7		8	5		8	8			7	29.85				

¹For renter-occupied dwelling units and vacant nonseasonal not dilapidated units, for rent.
²For owner-occupied dwelling units and vacant nonseasonal not dilapidated units, for sale only.

HOUSING—BLOCK STATISTICS

Table 3.—CHARACTERISTICS OF HOUSING FOR CENSUS TRACTS, BY BLOCKS: 1950—Con.

Census tract	Block	All dwelling units by occupancy and tenure					All dwelling units by condition and plumbing facilities			Occupied dwelling units			Contract monthly rent ¹		Value ² of one-dwelling-unit structures	
		Total	Owner occupied	Renter occupied	Vacant non-seasonal not dilap., for rent or sale	Other vacant and non-resident	Number reporting	No private bath or dilap.	No running water or dilap.	Total	Persons per room		Number reporting	Average monthly rent (dollars)	Number reporting	Average value (dollars)
											Number reporting	1.51 or more				
PT-10	4	8	3	5		8			8	8		5	3 00.00	1		
	5	12	4	8		12			12	12	1	8	3 37.50			
	6	26	12	14		26	3		26	26		12	2 67.50	4	5 750	
	7	22	10	12		22		2	22	22		12	3 08.33	2		
	8	16	3	12	1	16	2		15	15	1	11	3 48.10	1		
	9	7	2	5		7	1		7	7		5	2 88.00			
	10	37	8	27		37	14	1	35	35	1	27	2 30.70	1		
	11	70	27	43		64	5	1	70	69		40	3 04.20	3	6 333	
	12	47	14	32	1	47	1		46	46	1	32	3 29.30	1		
	13	31	13	18		31			31	31	1	18	2 86.61	5	4 560	
	14	6	3	3		6			6	5		3	2 50.00	2		
	15	15	5	10		15	1		15	15		10	2 64.00			
	16	4	3	1		4			4	4		1		2		
	19	4	3	1		4			4	4		2		2		
	20	8	5	3		8			8	8		3	2 53.33	2		
	21	14	3	11		14	1		14	14		10	2 39.00	1		
	22	33	7	26		33	2	2	33	33	1	26	2 06.61			
	23	34	16	18		34	3	3	34	34	1	18	2 67.77	4	6 750	
	24	57	20	37		57	1		57	57	2	37	2 74.30	2		
	25	14	2	11		14	8	8	13	13		10	2 81.10			
	26	40	13	27		39	9	1	40	40		26	2 50.00	3	6 333	
	27	68	26	42		68	7	1	68	68		41	3 17.00	6	6 166	
	28	45	8	36	1	45	19	16	44	44		35	1 91.10	1		
	29	16	2	14		16	7	2	16	16		13	2 50.00			
	30	81	14	65	1	80	16	1	79	79		65	2 53.29	3	7 333	
	31	64	25	39		64	1	1	64	64	1	37	2 52.99	7	7 428	
	32	77	21	55		77	16	10	76	76		52	2 21.10	1		
	33	48	16	32		48	5	5	48	48	1	32	2 81.60	1		
	34	33	16	17		33	3		33	33		16	3 23.10	9	8 444	
	35	31	12	19		31	1		31	31		19	4 18.89	3	9 000	
	36	35	18	16		35	3	2	34	34		16	3 73.70	3	8 333	
	37	33	14	17	2	33	3		31	31		19	3 75.20	3	8 000	
	38	35	19	16		35	1	1	35	35		14	3 51.40	9	7 611	
	39	21	8	11	2	21	1		19	19	1	13	5 19.20	3	7 833	
	42	10	5	4		10			9	9		5	4 30.00	3	7 333	
	43	72	31	35	4	69	6	2	66	65		38	4 12.30	12	8 625	
	44	21	10	11		20	8	1	21	21		11	2 74.50	4	9 000	
	45	52	16	35	1	47	8	8	51	49		36	3 61.60	7	10 771	
PT-11	1	299	1	296		293	2	2	297	297	4	22	4 18.22	2		
	2	10	6	4		10			10	10		4	4 70.00			
	3	25	11	13	1	24			24	24		11	3 26.30	7	8 014	
	4	28	12	14	1	28			26	25		14	3 150.00	3	10 250	
	5	50	33	33		49		2	50	50		33	3 227.00	6	9 000	
	6	34	16	18		34		2	34	34		18	3 68.30	7	10 071	
	7	33	15	15	1	32		2	31	31		16	4 006.66	8	7 875	
	8	47	24	24		44			46	46		23	4 073.33	4	11 500	
	9	23	11	11		23			23	23		10	4 380.00	6	12 000	
	10	35	14	14	1	35			34	34		14	4 25.70	8	9 937	
	11	34	24	10		31			34	34	1	10	4 310.00	13	11 961	
	12	43	22	20	1	43		4	42	42		19	3 200.00	9	8 555	
	13	42	22	20		42			42	42		20	3 250.00	4	8 750	
	14	31	11	20		30	1		31	30		17	4 817.00	3	10 666	
	15	30	14	16		30			30	30	1	16	3 220.00	3	9 000	
	16	64	16	48		64			64	64	2	40	4 400.00	3	10 000	
	17	45	18	27		45		3	42	42		27	3 53.33	1		
	18	43	24	19	3	43		1	42	42		23	2 959.00	1		
	19	20	12	8	1	20		1	20	20		12	2 74.10	4	9 000	
	20	41	17	24		41			41	40		24	3 15.40	4	5 666	
	21	15	7	8		15			15	15		8	4 375.00	1		
	22	36	19	17		36		1	35	35	1	17	3 952.00	8	10 662	
	23	43	21	22		41		1	42	42		21	3 585.00	10	10 850	
	24	37	17	20	1	36		1	36	36		19	3 621.00	3		
	25	61	26	35		59			61	61	3	47	4 627.00	1	7 500	
	26	26	20	6		26			26	26		6	4 627.00	17	10 176	
	27	19	14	5		19			19	19		4	5 017.50	3	10 192	
	28	21	17	4		21			21	21		4	5 800.00	13	12 018	
	29	21	21			21			21	21				2	11 823	
	30	15	15			14			15	14				1	12 535	
	31	3	1	2		3			3	3		2				
	34	16	16			16			16	16				14	12 178	
	35	24	22	2		24			24	24		2		2	12 525	
	36	25	19	6		25			25	25		6	4 250.00	11	11 733	
	37	30	19	11		30			30	30	1	10	5 500.00	2	10 333	
	38	42	15	25	2	42			40	40	1	26	8 465.00	10	8 650	
	39	67	14	53		67			67	67		51	4 382.00	10	7 250	
	40	12	4	7		12		1	11	11		7	4 500.00	4	5 875	
	41	40	17	23		40		2	40	40		17	3 211.00	1		
	42	57	25	32		57		1	57	57		32	3 78.40	6	7 183	
	43	48	22	25	1	48			47	47		25	3 956.00	9	10 122	
	44	16	9	7		16			16	16		9	4 671.00	3	7 333	
	45	12	8	4		12			12	12		4	2 650.00	2		
PT-12	1	96	12	83	1	96			95	95	2	83	5 191	8	8 937	

¹For renter—occupied dwelling units and vacant nonseasonal not dilapidated units, for rent.²For owner—occupied dwelling units and vacant nonseasonal not dilapidated units, for sale only.

Table 3.—CHARACTERISTICS OF HOUSING FOR CENSUS TRACTS, BY BLOCKS: 1950—Con.

Census tract	Block	All dwelling units by occupancy and tenure					All dwelling units by condition and plumbing facilities			Occupied dwelling units				Contract monthly rent ¹		Value ² of one-dwelling-unit structures	
		Total	Owner occupied	Renter occupied	Vacant non-seasonal not dilap., for rent or sale	Other vacant and non-resident	Number reporting	No private bath or dilap.	No running water or dilap.	Total	Persons per room		Occupied by non-white	Number reporting	Average monthly rent (dollars)	Number reporting	Average value (dollars)
											Number reporting	1.51 or more					
PT-12	2	92	31	59	2				90	89			57	430.1	10	7,350	
	3	107	33	61	3				104	104	2	2	72	476.9	13	11,053	
	4	47	30	17					46	46			14	402.1	21	9,285	
	5	56	33	23					56	56			23	472.1	16	9,218	
	6	68	22	44					68	68			44	316.8	9	7,868	
	7	75	24	44					74	73			52	376.5	7	8,214	
	8	49	29	19	1				48	48			28	363.6	2		
	9	16	8	6					16	16	1		6	294.0	1		
	11	8	1	7					8	8			1	414.2	1		
	12	23	1	11					23	23			10	403.0	2		
	13	7	3	4					7	7	1		4	317.5	1		
	14	45	18	27					44	44			28	344.4	3	5,333	
	15	31	5	26					31	30	1		28	389.6			
16	27	8	19					27	27	1		12	408.8				
17	86	15	71				7	86	86	1	5	7	405.2	1			
18	77	27	49		1			74	74	2		10	360.0	1	6,833		
19	70	28	41		1		3	70	69	1		4	399.2	5	8,600		
20	84	27	57					80	80			4	416.9				
21	57	22	34	1			4	57	56	1	1	3	403.5	6	9,666		
22	54	21	32	1			4	54	53			3	393.6	2			
PT-13	1	16	7	8				16	15				8	490.0	1		
	2	30	17	13		1		30	30	1		1	522.5	4	11,375		
	3	89	25	64				88	89			1	568.5	7	10,714		
	4	57	28	29				56	57			1	395.8	8	9,875		
	5	56	18	38				55	56	1	6	3	384.2	5	7,780		
	6	71	26	44		1		6	70	70	1	1	391.5	9	6,611		
	7	67	19	48				6	67	67			4	366.6	4	7,875	
	8	54	19	34		1		2	53	53			1	344.1	4	5,625	
	9	31	12	19				1	31	31			1	278.9	1		
	10	17	6	11				1	17	17			1	316.0			
	11	25	4	21				3	25	25			7	272.8			
	12	47	20	27				7	47	47	2		16	273.0	6	7,166	
	13	25	9	16					25	25			8	468.6		9,500	
	14	63	9	54				11	62	62			8	397.3	3	14,266	
	15	27	5	22				7	27	27	1	1	1	264.2			
	16	19	4	14	1			11	18	18	1	17	3	283.0	2		
	17	7	4	3				1	7	7			4	373.3	2		
18	19	7	12				1	19	19			1	500.0				
19	19	7	12				3	19	19			1	407.5		7,333		
20	63	23	40				1	63	63	1	5	4	438.2	2			
21	41	23	17		1		2	41	40	2		17	578.2	14	12,850		
22	33	26	6		1			33	32		1	5	680.0	18	10,983		
23	24	14	8		2			24	22			8	712.5	12	15,750		
24	8	8	4					8	8			4	886.3	6	13,166		
25	27	15	8		4		1	27	23	1		7	602.8	13	17,500		
26	24	15	9				2	24	24			7	490.0	12	19,375		
27	40	15	23		2		1	37	36		1	20	554.0	5	18,800		
28	28	16	11		1		1	28	26			10	543.0	10	9,230		
29	145	13	131		1		3	142	144		1	127	555.5	4	11,250		
30	35	12	23				3	35	35			23	431.7	7	15,857		
31	48	17	30		1			48	47			29	360.3	4	9,375		
32	20	6	12		1			18	18			11	497.2	2			
33	8	1	7					8	8			7	357.1				
34	28	10	18				1	28	28			17	359.4	4	11,000		
PT-14	1	91	33	56				91	88	2	29	55	321.4	1			
	2	44	23	21			10	44	44			19	409.4				
	3	16	7	8		1		16	15			8	412.5				
	4	73	24	49				73	73			19	372.9	1			
	5	167	22	145			3	167	165	3	5	30	308.2				
	6	116	20	95		1		113	114			35	343.3				
	7	103	30	69		3		100	99		4	52	263.4	7	5,428		
	8	76	26	50		1		70	76		4	45	307.3	2			
	9	133	27	104		2		132	131		4	39	309.6	4	8,500		
	10	90	37	53				90	90		1	29	363.0	5	7,300		
	11	94	25	68		1		94	93	10	68	67	372.3	3	6,833		
12	206	36	168		2		203	204	3	19	166	407.8	3	10,686			
13	65	24	41				64	65		1	22	40	396.0	1			
14	112	5	107				94	112		1	3	103	634.4				
15	76	2	72		1		75	74		1	1	71	506.7				
PT-15	1	127	45	78				127	123	3		79	273.5	1			
	2	31	10	20		1		31	30		10	21	181.9	2			
	3	14	5	8		1		14	13		2	9	172.2	1			
	4	53	18	32		3		53	50			32	224.0	10	3,570		
	5	12	1	11				12	12		2	8	253.6				
	6	54	24	28		1		52	51			1	28	398.2	2		
	7	99	11	91		1		99	98		3	3	295.9	4	5,750		
	8	110	18	97				110	109		1	45	88	339.5	4	8,750	
	9	35	3	31		1		35	34			2	32	336.5			
	10	30	8	22				30	30		1	20	21	301.9			
	11																
	12	155	2	151		2		154	153		4	56	149	302.2			

¹For renter-occupied dwelling units and vacant nonseasonal not dilapidated units, for rent.
²For owner-occupied dwelling units and vacant nonseasonal not dilapidated units, for sale only.

HOUSING-BLOCK STATISTICS

Table 3.—CHARACTERISTICS OF HOUSING FOR CENSUS TRACTS, BY BLOCKS: 1950—Con.

Census tract	Block	All dwelling units by occupancy and tenure					All dwelling units by condition and plumbing facilities			Occupied dwelling units			Contract monthly rent ¹		Value of one-dwelling-unit structures		
		Total	Owner occupied	Renter occupied	Vacant non-seasonal not dilap., for rent or sale	Other vacant and non-resident	Number reporting	No private bath or dilap.	No running water or dilap.	Total	Persons per room		Number reporting	Average monthly rent (dollars)	Number reporting	Average value (dollars)	
											Number reporting	1.51 or more					Occupied by non-white
PT-15	13	133	21	112					9	133	9	75	111	3	3	7,000	
	14	87	20	67		2		4	18	87	15	51	73	3	3	6,833	
	15	158	30	128		1		1	16	158	15	44	123	4	4	9,125	
	16	57	11	46					7	57	5	19	44	4	4	7,900	
	17	20	1	19					3	20	3	7	5	2	2	6,900	
	19	77	14	63		5			1	77	1	6	5	5	5	8,666	
	20	62	7	55		1			6	62	6	5	17	4	4	7,857	
	21	85	7	78		1			6	85	6	5	81	4	4	7,200	
	22	89	4	85					8	89	8	1	1	5	5	17,200	
	23	52	19	33		2			5	52	5	3	3	4	4	7,857	
	24	32	13	19					0	32	0	1	1	5	5	17,200	
	PT-16	1	7		7				1	7	7	3	7	7	4	4	
		2	18	2	16				1	18	18	1	1	1	2	2	
		3	22	3	19				2	22	22	1	1	2	2	2	
4		22	1	21				1	22	22	1	1	2	2	2		
5		25		25				1	25	25	3	4	4	3	3		
6		7	1	6				1	7	7	2	4	4	2	2		
7		4		4		1		3	4	4	3	4	4	3	3	7,000	
8		59	5	54	1			2	59	59	4	2	2	2	2	10,733	
9		27	5	22				2	27	27	2	2	2	2	2		
10		26	7	19				6	26	26	3	1	1	1	1	5,125	
11		55	2	53				4	55	55	5	5	5	5	5		
12		17		17				4	17	17	2	2	2	2	2		
13		44	4	40				3	44	44	2	2	2	2	2		
14		40	2	38				1	40	40	2	2	2	2	2		
15		19	0	19				1	19	19	1	1	1	1	1	7,400	
16		40	5	35				4	40	40	5	5	5	5	5		
17		48	4	44				1	48	48	1	1	1	1	1		
18		4		4				1	4	4	1	1	1	1	1		
19		119	16	103	8			1	112	112	13	9	9	9	9		
20		32	2	30	1			1	30	30	5	2	2	2	2		
21		35	3	32				2	35	35	3	3	3	3	3		
22		33	1	32				7	33	33	9	1	1	1	1		
23	23	1	22				1	23	23	9	1	1	1	1			
24	9		9				1	9	9	7							
25	19	1	18				1	19	19	1	1	1	1	1			
26	13	2	11				1	13	13	1	1	1	1	1			
27	17	2	15				4	17	17	4	1	1	1	1			
28	4		4				1	4	4	2	3	3	3	3			
29	18		18				1	18	18	1	1	1	1	1			
30	46	1	45				2	46	46	4	5	5	5	5			
31	37	5	32				3	37	37	8	1	1	1	1			
32	30	5	25				1	30	30	2	2	2	2	2			
33	35	1	34	1			1	35	35	4	4	4	4	4			
34	28	1	27				1	28	28	2	2	2	2	2			
35	2		2				1	2	2	2	4	4	4	4			
36	5	1	4				1	5	5	5	5	5	5	5			
37	11	3	8				1	11	11	11	5	5	5	5			
PT-17	1	103	9	94	2	1	96	17	7	100	99	11	2	90	5	2,335	
	2	10	3	7			10	7	1	10	10	6	6	4	4		
	3	28	2	26			27	2		28	28	1	1	2	2		
	4	112	14	98			109	5		112	107	16	1	96	9	8,500	
	5	18	4	14			16	2		18	18	8	8	14	14		
	6	92	13	79		2		3		92	88	4	4	75	5		
	7	61	15	46				2		61	59	2	2	50	5	7,333	
	8	21	7	14				3		21	21	6	6	4	4	6,666	
	9	42	11	31				3		42	41	1	1	3	3	9,666	
	10	1		1				1		1	1	3	3	3	3		
	11	3	1	2				3		3	3	2	2	2	2		
	12	4		4				4		4	4	4	4	4	4		
	13	3	2	1				3		3	3	4	4	4	4		
	14	16	1	15				1		16	16	1	1	13	13		
15	5	3	2				5		5	5	2	2	2	2			
16	15	4	11				7		15	15	6	6	11	11			
17	71	6	65				10		71	68	3	3	61	6			
18	40	4	36				3		40	39	1	1	35	3	16,666		
19	29	4	25				2		29	27	2	2	26	2			
20	25	14	11				3		25	22	3	3	18	1			
21	36	4	32				3		36	36	2	2	30	2			
22	35	7	28				3		35	35	19	19	28	2			
23	115	11	104	1	2		10		115	112	4	4	100	1			
24	71	12	59				7		71	71	1	1	56	1			
25	93	14	79		2		9		93	90	1	1	77	1			
26	22	3	19				3		22	22	1	1	19	1			

¹For renter-occupied dwelling units and vacant nonseasonal not dilapidated units, for rent.
²For owner-occupied dwelling units and vacant nonseasonal not dilapidated units, for sale only.

Table 3.—CHARACTERISTICS OF HOUSING FOR CENSUS TRACTS, BY BLOCKS: 1950—Con.

Census tract	Block	All dwelling units by occupancy and tenure					All dwelling units by condition and plumbing facilities			Occupied dwelling units			Contract monthly rent ¹		Value ² of one-dwelling-unit structures	
		Total	Owner occupied	Renter occupied	Vacant non-seasonal not dilap., for rent or sale	Other vacant and non-resident	Number reporting	No private bath or dilap.	No running water or dilap.	Total	Persons per room		Number reporting	Average monthly rent (dollars)	Number reporting	Average value (dollars)
											Number reporting	1.51 or more				
PT-17	29	7	3	4		7	10		7	7		4	34.75			
	31	26		24		26			26	26		24	21.75			
	32	16	1	15		16	2		16	16		15	37.66			
	33	36	6	29		36	2		35	35		26	18.19	1		
	37	74	12	59		74	2		71	68	10	60	39.11	3	7333	
	38	144	1	137	6	143	26		138	138	16	140	49.92			
	39	12	5	7		12			12	12		6	39.16	1		
	41	26	5	21		26	4		26	25		20	38.05	1		
	42	15		15		15			15	15		15	38.00			
	43	6	3	2	1	6			5	5		2		1		
	PT-18	1	3		3		3			3	3		3	20.00		
2		54	7	46		54	14		53	53	4	45	26.00	1		
3		108	12	95		108	33	14	107	107	8	92	22.97			
4		1				1			1	1						
5		86	12	71		86	80	78	83	83	10	70	27.14			
6		39	1	38		39	37	37	39	39	3	38	21.97			
7		24	4	20		24	15	15	24	24		19	38.89			
8		67	6	59	1	66	4	2	65	65		56	27.14			
9		84	8	73		83	3	14	81	80	5	69	23.08			
10		104	11	93		103	46		104	103	3	87	24.86			
11		11	2	8		11	2		10	10		8	40.25	1		
13		89	15	74		87	73	72	89	88	2	72	24.52			
14		79	19	59		77	66	66	78	78	5	54	31.46	2		
15		2				2			2	2		3	23.66			
16		4	1	3		4	2		4	4	1	3	19.00			
17		67	10	57		67	31	14	67	67	10	56	21.00			
18		120	26	94		118	37	31	120	119	14	89	18.89			
19	122	20	100	1	122	53	47	120	120	11	97	20.15	1			
20	108	19	87	1	107	65	54	106	105	3	82	23.29	3	5000		
21	42	5	36	1	42	7	3	41	41	1	34	32.44	1			
PT-19	2	15	7	8		15			15	14		8	36.25	2		
	4	27	10	16	1	27	1		26	26		15	32.13	2		
	5	29	19	10		29	1		29	29	2	9	44.33	7	7428	
	6	27	16	10		27			26	26		10	38.80	8	7512	
	7	33	18	15		32	5	1	33	32	1	14	30.07	6	7812	
	8	43	23	20		43	3	3	43	43	1	20	33.30	4	12375	
	9	50	19	31		50	10		50	50		29	30.51	3	4000	
	10	26	9	15	2	26			24	23	1	16	43.56	4	8625	
	11	8	2	6		8			8	8		6				
	12	4	2	2		4			4	3		2				
	13	22	10	12		21	1		22	22		12	32.91	2		
	14	1				1			1	1		7	37.42	1		
	15	11	4	7		11	1		11	11	1	23	28.34	6	7833	
	16	45	20	25		45	1		45	45		28	28.60	5	4200	
	17	48	19	29		48			48	48		7	28.42	1		
	18	11	4	7		11			11	11		7				
	19	3	3	2		3			3	3		2	24.75	2		
	20	11	3	8		11			11	10		8	24.75	2		
	21	31	14	16	1	31	5	5	30	30		16	33.31	6	7333	
	22	28	11	17		28	2		28	28		17	34.82	3	5333	
	23	46	22	22	2	46	3	3	44	44		23	29.13	12	5833	
	24	56	30	22	1	56	3	3	52	52		22	29.27	12	6250	
	25	22	7	14		21			21	21	1	14	25.21	2		
	26	15	8	7		15	2	1	15	15	1	6	36.50	5	6900	
	27	11	5	6		11	7		11	11		6	15.66	2		
	28	15	3	10	1	15	8		13	13		11	21.00	2		
29	3	1	1		3		1	3	2		1					
30	12	4	8		12	2		12	12		5	21.25	1			
31	6	1	5		6	2		6	6		5	21.00	1			
33	10	6	4		10	4		10	10		4	21.00	4	4750		
34	31	13	17	1	31	10	2	30	30	1	16	20.62	12	4416		
35	2				2			2	2							
36	9	7	2		9	7	7	9	9		2		6	4500		
37	13	9	4		13	8	6	13	12		4	18.75	6	3533		
38	13	10	3		13	11	11	13	13		3	21.66	7	3671		
39	2	6			2	5	5	2	2		6		6	2183		
40	6				6	5	5	6	6							
41	2				2			2	2							
46	1				1			1	1							
49	16	5	11		16	7	1	16	16		11	17.36	3	7333		
50	93	51	41	1	93	13	1	92	92	2	41	25.87	10	6320		
51	46	24	27		46	6	1	46	46		27	29.05	6	7666		
52	51	24	27		51	3		51	51		28	34.12	7	6142		
53	11	5	5	1	11	1		10	10		5	29.83	2			
54	5				5			5	5							
55	53	27	25	1	53	1	1	52	52		14	42.84	9	6722		
56	32	17	15		32	2	1	32	32	1	14	31.42	6	5666		
58	8	7			8	5	2	7	7				6	3500		
60	3	2	1		3			3	3		1		1			
PT-20	1	22	2	20		22	5	2	22	22	2	20	29.30	1		
	2	8	3	4		8			7	7		4	23.00			

¹For renter-occupied dwelling units and vacant nonseasonal not dilapidated units, for rent.
²For owner-occupied dwelling units and vacant nonseasonal not dilapidated units, for sale only.

HOUSING—BLOCK STATISTICS

Table 3.—CHARACTERISTICS OF HOUSING FOR CENSUS TRACTS, BY BLOCKS: 1950—Con.

Census tract	Block	All dwelling units by occupancy and tenure					All dwelling units by condition and plumbing facilities			Occupied dwelling units			Contract monthly rent ¹		Value ² of one-dwelling-unit structures		
		Total	Owner occupied	Renter occupied	Vacant non-seasonal not dilap., for rent or sale	Other vacant and non-resident	Number reporting	No private bath or dilap.	No running water or dilap.	Total	Persons per room	Occupied by non-white	Number reporting	Average monthly rent (dollars)	Number reporting	Average value (dollars)	
PT-20	4	37	19	27		1	36	19	10	36	3.5		25	3.4	6	408.3	
	5	77	44	56		1	77	44	9	75	3.5		56	4.1	7	420.0	
	6	99	54	88		1	99	54	15	92	3.5	1	80	3.2	2	300.0	
	7	99	54	88		1	99	54	15	92	3.5		84	4.8	1	590.0	
	8	99	54	88		1	99	54	15	92	3.5		84	3.5	1	571.6	
	9	99	54	88		1	99	54	15	92	3.5		84	4.6	1	500.0	
	10	99	54	88		1	99	54	15	92	3.5		84	5.0	1	416.6	
	11	99	54	88		1	99	54	15	92	3.5		84	3.3	1	500.0	
	12	99	54	88		1	99	54	15	92	3.5		84	3.7	1	500.0	
	13	99	54	88		1	99	54	15	92	3.5		84	3.7	1	500.0	
	14	27	9	27		2	27	9	1	27	2.9	1	27	1.5	2	7.5	
	15	31	8	27		2	29	3	1	29	2.9		27	4.1			
	16	1															
	PT-21	1	20	7	13		20	6	2	20	2.0		13	3.7	6	316.6	
		2	39	11	25		39	2	2	37	2.7		5	6.8	3	143.3	
3		39	11	25		39	2	2	37	2.7		5	6.8	3	143.3		
4		39	11	25		39	2	2	37	2.7		5	6.8	3	143.3		
5		39	11	25		39	2	2	37	2.7		5	6.8	3	143.3		
6		39	11	25		39	2	2	37	2.7		5	6.8	3	143.3		
7		39	11	25		39	2	2	37	2.7		5	6.8	3	143.3		
8		39	11	25		39	2	2	37	2.7		5	6.8	3	143.3		
9		39	11	25		39	2	2	37	2.7		5	6.8	3	143.3		
10		39	11	25		39	2	2	37	2.7		5	6.8	3	143.3		
11		39	11	25		39	2	2	37	2.7		5	6.8	3	143.3		
12		39	11	25		39	2	2	37	2.7		5	6.8	3	143.3		
13		39	11	25		39	2	2	37	2.7		5	6.8	3	143.3		
14		39	11	25		39	2	2	37	2.7		5	6.8	3	143.3		
15		39	11	25		39	2	2	37	2.7		5	6.8	3	143.3		
PT-22	1	43	17	26		43	10	5	43	4.3		3	2.5	2	3.4		
	2	88	45	68		88	2	2	87	8.7		1	7.2	2	2.2		
	3	88	45	68		88	2	2	87	8.7		1	7.2	2	2.2		
	4	88	45	68		88	2	2	87	8.7		1	7.2	2	2.2		
	5	88	45	68		88	2	2	87	8.7		1	7.2	2	2.2		
	6	88	45	68		88	2	2	87	8.7		1	7.2	2	2.2		
	7	88	45	68		88	2	2	87	8.7		1	7.2	2	2.2		
	8	88	45	68		88	2	2	87	8.7		1	7.2	2	2.2		
	9	88	45	68		88	2	2	87	8.7		1	7.2	2	2.2		
	10	88	45	68		88	2	2	87	8.7		1	7.2	2	2.2		
	11	88	45	68		88	2	2	87	8.7		1	7.2	2	2.2		
	12	88	45	68		88	2	2	87	8.7		1	7.2	2	2.2		
	13	88	45	68		88	2	2	87	8.7		1	7.2	2	2.2		
	14	88	45	68		88	2	2	87	8.7		1	7.2	2	2.2		
	15	130	8	11		130	8	4	1	129	1.29	12	11.7	1	1.9		
PT-23	1	64	10	52		62	2		62	6.0		46	6.4	6	156.6		
	2	78	13	55		77	1	10	78	7.8		60	5.6	7	182.1		
	3	30	13	26		26	3		30	3.0		16	5.9	5	87.0		
	4	89	33	56		89	17		86	8.6		49	5.0	11	103.1		
	5	66	31	35		64	3		65	6.5		33	3.2	11	92.7		
	6	89	33	56		87	3	25	86	8.6		53	4.9	8	54.5		
	7	38	12	26		30	3	16	30	3.0		21	2.9	3	43.3		
	8	38	12	26		30	3	16	30	3.0		21	2.9	3	43.3		
	9	11	2	9		11	4		11	1.1		8	2.8	1	2.7		
	10	11	2	9		11	4		11	1.1		8	2.8	1	2.7		
	11	11	2	9		11	4		11	1.1		8	2.8	1	2.7		
	12	11	2	9		11	4		11	1.1		8	2.8	1	2.7		
	13	11	2	9		11	4		11	1.1		8	2.8	1	2.7		
	14	11	2	9		11	4		11	1.1		8	2.8	1	2.7		
	15	11	2	9		11	4		11	1.1		8	2.8	1	2.7		

¹For renter-occupied dwelling units and vacant nonseasonal not dilapidated units, for rent.
²For owner-occupied dwelling units and vacant nonseasonal not dilapidated units, for sale only.

Table 3.—CHARACTERISTICS OF HOUSING FOR CENSUS TRACTS, BY BLOCKS: 1950—Con.

Census tract	Block	All dwelling units by occupancy and tenure					All dwelling units by condition and plumbing facilities			Occupied dwelling units			Contract monthly rent ¹		Value ² of one-dwelling-unit structures	
		Total	Owner occupied	Renter occupied	Vacant non-seasonal not dilap., for rent or sale	Other vacant and non-resident	Number reporting	No private bath or dilap.	No running water or dilap.	Total	Persons per room		Number reporting	Average monthly rent (dollars)	Number reporting	Average value (dollars)
											Number reporting	1.51 or more				
PT-23	22	41	18	22	1				40	40	1		20	48.25	3	10,333
	23	69	18	50		1		2	68	68			50	39.22		
	24	59	12	47					59	59	1		46	36.80		
	25	61	12	49					61	61			49	40.55		
	27	71	24	47				1	71	71			46	28.43	6	6,300
	29	15	10	5					15	15			5	33.60	2	
	30	35	15	20					35	35			19	37.00	3	8,000
	31	41	19	22					41	41	1		21	26.38	8	5,887
	32	35	15	20					35	35			18	29.00	6	6,583
	33	43	11	32					43	43	1		32	34.93	5	5,500
PT-24	34	44	8	36				44	43			33	30.75	1		
	35	62	18	42	1	1		62	60			43	25.95	4	5,375	
	36	19	7	12				19	19			11	29.54	2		
	37	172	30	140	1	1		159	61	43	2	140	21.50	3	10,333	
	1	37	22	15				34	3				14	64.28	19	9,947
	2	29	15	14				28					13	62.00	9	9,555
	3	50	25	25				49					22	59.27	16	7,187
	4	43	22	19	1	1		43	3				19	44.36	11	8,045
	5	51	24	27				51			1		25	37.92	7	7,828
	6	7	5	2				7					2	22.22	3	11,000
7	75	9	63	3			75					6	42.56	2		
8	31	13	17	1			30	2			1	14	40.50	3	13,333	
9	13	3	10				13			1	2	10	39.90	1		
10	17	15	2				17					1		13	9,769	
PT-25	11	6	3	3			6			6		3	59.00	2		
	12	7	3	4			7			7		1		4		
	13	31	23	8	1			31	30			7	52.57	20	10,000	
	14	30	23	7	1	1		30	28			5	49.60	11	11,571	
	15	44	24	20				41				14	48.42	13	11,907	
	16	52	16	36				52	6			35	46.22	13	13,857	
	17	31	17	14				31	2			4	53.75	23	9,413	
	18	33	16	17				33				9	37.66	20	11,700	
	19	30	16	13				30	2			13	53.38	5	13,100	
	20	24	13	10	1	1		24				10	50.00	1		
PT-25	21	31	13	17	1		30	1		30		16	46.12	1		
	22	49	20	28		1	49		1	48		26	44.69	4	11,625	
	23	44	18	25		1	43			42		24	45.08	4	10,375	
	24	7	2	5			7			7		5	25.60	1		
	25	22	5	17			22	1		22		18	46.18	3	14,666	
	26	38	11	27			38	1		38		18	41.38	3	7,666	
	27	23	6	17			23	4	2	23		17	43.88	3		
	28	20	15	5			20			20		11	44.33	4	8,250	
	29	40	15	25			40			40		28	62.72	8	7,737	
	30	35	9	26			35			35		26	54.23	2		
PT-25	31	25	16	8	1		25			24		9	49.77	10	8,850	
	32	1					1			1				2		
	35	27	18	9			27			26		9	41.33	12	10,775	
	36	16	7	9			15			16		9	48.11	2		
	37	1					1			1				5	10,200	
	38	5	5				5			5				6	10,916	
	39	27	14	13			27			27		13	45.00	6	11,250	
	40	17	12	5			17			17		5	48.80	6		
	41	12	4	8			12			12		7	38.57	1		
	42	21	10	11			21			21		11	47.18	5	11,000	
PT-25	43	6	3	2	1		6			5		2		2		
	45	21	15	5	1		21			20		5	50.00	9	10,744	
	46	56	28	28			56			56	1	28	41.28	6	10,916	
	47	53	25	27	1		53			52		28	39.57	4	13,250	
	48	28	10	18			28			28		16	47.50	3	13,000	
	49	4	1	3			4			4		3	40.00			
	9	30	7	22		1	30	2	2	29	29		22	29.77	4	7,750
	10	39	22	16		1	39			38	38		16	44.75	13	11,423
	11	80	18	61	1		80			79	79	1	59	42.15	4	13,000
	12	60	23	36		1	60	1	1	59	59	3	36	43.63	11	11,318
13	30	16	13			30			29	29		13	65.69	11	11,363	
14	13	3	9	1		13			12	12		9	54.33	1		
15	28	14	13			28			27	27	3	14	47.78	4	8,250	
16	11	5	5			11	1		10	10		6	27.33	3	11,333	
17	4	1	3			4			4	4		2		6	10,050	
18	6	6				6			6	6						
19	5	3	2			5			5	5		2		1		
20	3	3				3			3	3				3	2,600	
21	4	4				4			4	4				3	21,666	
23	2					2			2	2						
26	394	1	393			394	2	2	394	394	1	20	55.55	391		
32	2					2			2	2						
34	11	10	1			11			11	11				10	25,100	
35	15	15				15			15	15				15	26,566	
36	7	6	1	1		7			6	6				7	24,285	
37	16	16				16			16	16				16	20,562	
38	10		3			10			10	10		2		7	18,714	
39	5	5				5			5	5				4	18,750	

¹For renter—occupied dwelling units and vacant nonseasonal not dilapidated units, for rent.
²For owner—occupied dwelling units and vacant nonseasonal not dilapidated units, for sale only.

HOUSING—BLOCK STATISTICS

Table 3.—CHARACTERISTICS OF HOUSING FOR CENSUS TRACTS, BY BLOCKS: 1950—Con.

Census tract	Block	All dwelling units by occupancy and tenure					All dwelling units by condition and plumbing facilities			Occupied dwelling units			Contract monthly rent ¹		Value ² of one-dwelling-unit structures		
		Total	Owner occupied	Renter occupied	Vacant non-seasonal not dilap., for rent or sale	Other vacant and non-resident	Number reporting	No private bath or dilap.	No running water or dilap.	Total	Persons per room		Occupied by non-white	Number reporting	Average monthly rent (dollars)	Number reporting	Average value (dollars)
											Number reporting	1.51 or more					
PT-25	40	9	9						9	9							
	41	5	5						5	5							
	42	8	8						8	8							
	43	13	8		4	1	1	1	13	8							
	44	55	24	31					55	31							
	45	36	12	24					36	24							
	46	109	112	92					109	92							
	47	69	115	92					69	92							
	48	41	15	26					41	26							
	49	8	7	1					8	7							
	50	43	13	30					43	30							
	51	33	20	13					33	20							
	52	33	14	19					33	19							
	53	21	15	6					21	15							
	54	15	12	3					15	12							
	55	24	12	12					24	12							
	56	19	16	3					19	16							
	57	24	19	5					24	19							
	58	15	12	3					15	12							
	59	24	12	12					24	12							
	60	15	11	4					15	11							
	61	15	5	10					15	10							
	62	11	7	4					11	7							
	63	9	8	1					9	8							
	64	6	5	1					6	5							
	65	9	9						9	9							
	66	6	6						6	6							
	67	6	5	1					6	5							
	68	6	6						6	6							
	69	6	6						6	6							
	70	12	12						12	12							
	71	3	3						3	3							
	72	12	12						12	12							
	73	15	15						15	15							
	74	11	11						11	11							
	75	7	5	2					7	5							
76	12	11	1					12	11								
77	12	11	1					12	11								
78	8	6	2					8	6								
79	14	10	4					14	10								
80	15	15						15	15								
81	19	18	1					19	18								
82	12	12						12	12								
83	54	20	34					54	34								
84	23	13	10					23	13								
85	34	18	16					34	18								
86	39	20	19					39	20								
87	21	11	10					21	11								
88	23	18	5					23	18								
89	14	11	3					14	11								
90	16	11	5					16	11								
PT-26	1	8	8					8	8								
	2	5	5					5	5								
	3	11	11					11	11								
	4	11	10	1				11	11								
	5	2						2									
	6	12	6	6				12	12								
	7	55	15	40				55	55								
	8	31	17	14				31	30								
	9	37	21	16				37	34								
	10	39	19	20				39	37								
	11	34	20	14				34	34								
	12	4	4					4	4								
	13	1						1									
	14	14	14					14	14								
	15	19	16	3				19	18								
	16	16	16					16	16								
	17	26	17	9				26	24								
	18	22	16	6				22	22								
	19	13	13					13	13								
	20	14	14					14	14								
	21	16	6	10				16	14								
	22	1						1									
	23	7	6	1				7	6								
	24	18	18					18	17								
	25	21	21					21	21								
	26	25	22	3				25	25								
27	19	19					19	19									
28	26	20	6				26	26									
29	25	18	7				25	24									
30	8	7	1				8	8									
31	18	8	10				18	18									
32	43	29	14				43	42									
33	35	13	22				35	35									
34	69	30	39				69	69									
35	65	31	34				65	63									
36	42	19	23				42	42									
37	46	22	24				46	46									

¹For renter - occupied dwelling units and vacant nonseasonal not dilapidated units, for rent.

²For owner - occupied dwelling units and vacant nonseasonal not dilapidated units, for sale only.

Table 3.—CHARACTERISTICS OF HOUSING FOR CENSUS TRACTS, BY BLOCKS: 1950—Con.

Census tract	Block	All dwelling units by occupancy and tenure					All dwelling units by condition and plumbing facilities			Occupied dwelling units			Contract monthly rent ¹		Value ² of one-dwelling-unit structures		
		Total	Owner occupied	Renter occupied	Vacant non-seasonal not dilap., for rent or sale	Other vacant and non-resident	Number reporting	No private bath or dilap.	No running water or dilap.	Total	Persons per room		Occupied by non-white	Number reporting	Average monthly rent (dollars)	Number reporting	Average value (dollars)
											Number reporting	1.51 or more					
PT-26	39	61	27	31	3				58	58			34	48.58			
	40	36	23	13					36	36			13	53.46	17	10.583	
	41	38	17	21					38	38			19	44.52	9	11.588	
	42	27	13	13	1				26	26		1	14	54.64	5	11.222	
	43	9		8					9	9			8	49.62	1	12.400	
	44	16	12	3	1				15	15			2		12	22.583	
	45	21	18	3					21	21			3	56.66	15	16.200	
	46	23	20	3					23	23			2		16	18.625	
	47	26	20	6					26	26			6	53.00	16	19.643	
	48	24	11	1	12				12	12			1		22	16.318	
	49	28	4	22	2				28	26			22	31.86	6	19.166	
	53	3	1	2					3	3			2				
	54	14	8	5		1			13	13			5	39.60	6	8.333	
	55	42	13	27					41	39			25	41.76	4	7.000	
	56	28	14	13	2			3	27	27		2	13	51.15	6	9.833	
	58	35	5	28	2			6	35	33			29	48.86			
	59	4		4					4	4			4	39.25			
	60	15	11	4					15	15			4	33.75	7	8.885	
	62	23	12	11					23	23			11	41.54			
	63	30	12	16	2				30	28			16	36.25	2		
	64	14	8	6					14	14			6	39.00	5	6.500	
	65	2															
	66	14	7	7					14	14			7	35.85	4	9.250	
	67	14	3	11					14	14			11	41.18			
	68	27	8	19					27	27			18	29.38			
	69	83	21	62					82	83			60	35.30	4	8.375	
	71	2															
	72	30	13	17					30	30		1	17	39.17	6	8.166	
	74	2															
	75	5	2	3					5	5			3	37.66	1		
	80	1															
	82	1															
	84	4	1	3					4	4			3	63.33			
	85	1															
	88	12	1	10		1			12	11		1	10	37.50	1		
PT-27	2	21	8	13					21	21			13	43.00	1		
	3	74	34	38	2				72	72			38	35.26	13	6.538	
	4	88	39	48	1				87	87			46	37.04			
	5	58	22	36					58	57			32	37.46	4	7.125	
	6	33	14	19					33	32			19	40.94			
	7	22	11	10		1			21	21			10	33.70	1		
	8	8	3	5					8	8			3	28.33	1		
	9	17	6	11					17	17			11	47.45			
	10	27	12	15				1	27	27			15	41.93	2		
	11	56	19	37				1	55	56		1	36	48.44	3	11.000	
	12	31	20	11					31	31			11	48.90	11	7.954	
	13	17	8	9					17	17			9	39.66	4	6.500	
	16	8	4	4					8	8			4	44.25	2		
	17	18	9	9					18	18			9	37.22	3	10.333	
	18	33	15	18					33	33			18	43.05	7	10.285	
	19	61	25	34		1			59	59			34	45.70	6	12.666	
	20	63	20	42	1			2	62	62			41	46.00	4	7.500	
	21	42	19	21	1			1	42	40			21	42.19	6	10.333	
	22	18	8	10		1		1	18	18			10	46.30	3	10.333	
	23	39	16	23					39	39		1	23	36.73	3	9.833	
	24	67	21	45	1			2	66	66			45	38.95	5	11.300	
	25	41	20	21				2	41	41		1	20	35.70	3	8.333	
	26	56	16	39	1			1	55	54			36	32.97	4	9.750	
	27	52	31	21					52	52			21	41.76	9	10.166	
	28	77	30	46		1			76	76			45	36.84	6	9.333	
	29	68	25	43					68	67			43	39.46	3	7.333	
	30	57	21	34	2			1	55	55		2	34	41.82	6	10.833	
	31	92	26	65	1			16	91	90			64	31.29	1		
	32	68	27	41				4	68	68			40	32.00	9	8.111	
	33	43	16	26	1				42	42		1	26	36.42	1		
	34	76	11	63		2			74	73			60	31.95	1		
	35	67	21	45	1			6	66	66		1	43	32.39	4	7.875	
PT-28	1	59	20	39					54	59			38	34.84	2		
	2	50	7	42	1			2	44	49			42	32.61			
	4	31	1	30				1	30	23		1	30	35.36			
	5	39		39					39	39			39	32.00			
	6	36	4	31					30	34			30	34.33			
	7	48	14	32		2			39	45		1	32	28.21	2		
	8	67	10	57					61	67		2	57	25.35	3	6.833	
	9	61	8	52	1			2	53	60			52	24.63			
	11	36	8	28					33	34			24	35.41			
	12	115	21	93	1			28	115	107		1	94	23.79	4	10.500	
	13	73	28	44	1			3	73	72		1	45	34.64	6	6.666	
	14	71	13	57	1			1	69	70			57	32.50	1		
	15	82	26	55	1			4	81	80			54	32.14	7	7.928	
	16	36	15	21				3	36	36			21	32.47	2		
	17	23	9	14				4	23	23			14	28.28			

¹For renter - occupied dwelling units and vacant nonseasonal not dilapidated units, for rent.
²For owner - occupied dwelling units and vacant nonseasonal not dilapidated units, for sale only.

HOUSING—BLOCK STATISTICS

Table 3.—CHARACTERISTICS OF HOUSING FOR CENSUS TRACTS, BY BLOCKS: 1950—Con.

Census tract	Block	All dwelling units by occupancy and tenure					All dwelling units by condition and plumbing facilities			Occupied dwelling units			Contract monthly rent ¹		Value ² of one-dwelling-unit structures	
		Total	Owner occupied	Renter occupied	Vacant non-seasonal not dilap., for rent or sale	Other vacant and non-resident	Number reporting	No private bath or dilap.	No running water or dilap.	Total	Persons per room	Occupied by non-white	Number reporting	Average monthly rent (dollars)	Number reporting	Average value (dollars)
PT-28	18	78	34	44		77	7		78	77	2	40	24.57	9	6.388	
	19	78	37	41		73	3		78	78	1	39	27.17	13	4.951	
	21	60	25	35		55	3		58	58		34	33.70	4	4.125	
	22	25	11	14		25		1	25	25		33	31.46			
	25	41	11	30		41	4	1	41	41		30	26.13	3	4.000	
PT-29	1	4	1	3		4	4		4	4		3	20.33			
	3	37	7	30		37	11		37	37	5	30	20.76	1		
	4	29	7	22		29	9		29	29	2	21	26.14			
	5	89	14	74	1	86	41	1	88	85	7	73	18.08			
	6	98	15	78		97	47	1	93	93	6	61	25.72	2		
	7	9	1	8		9			9	9		3	33.7			
	11	28	3	25		27	8		28	28		23	25.82			
	12	58	11	45	1	57	23	3	56	56	5	45	22.84	4	6.250	
	13	75	15	60		68	30		75	75	6	57	20.84	1		
	14	100	24	76		94	30	14	100	100	2	74	26.41	1		
	15	2														
	16	75	18	56		69	3		74	72	4	47	32.74	1		
	17	21	8	13		21	8	8	21	21		12	24.00			
	18	30	5	25		30	12		30	30		22	1.72	4	5.000	
19	33	6	26		33	11	4	32	32		22	2.92	3	3.833		
20	60	13	44		60	25	1	57	57	4	33	24.04				
21	101	23	77	1	101	14		100	100	2	77	70.7		7.666		
22	68	14	51	3	67	22	1	65	65	1	54	21.16		5.666		
23	21	5	16		21	7		21	21	1	16	7.75	1			
PT-30	2	62	19	43		62	15		62	62		43	23.88	10	6.100	
	3	79	19	60		78	16		79	79	1	50	29.53	2		
	4	70	19	51		69	11		70	70	1	50	29.57	2		
	5	53	21	32		53	10		53	53	1	41	12.09			
	6	59	24	34	1	58	8	6	55	53		44	12.09			
	7	54	19	34		54	8		53	53		44	12.09		5.100	
	8	49	22	26	1	49	5		48	48		30	0.64	4	8.000	
	9	19	10	8	1	19	8		18	18		9	0.60	4	7.500	
	11	47	23	24		47	1	1	47	46	1	22	31.1		7.333	
	12	51	21	30		50	3		51	51	2	22	26.76	3	9.422	
	13	53	25	28		53			53	48		27	54.8	11	7.545	
	14	43	17	25	1	41	4	4	42	42		25	32.20	1	11.666	
	15	33	9	24		32	7		33	32	1	20	9.15	1		
	16	64	12	52		64	1	3	64	64	2	50	14.8	1		
	17	5	3	2		5			5	5		2		1		
	18	59	14	44	1	59	1		58	58		42	30.02	4	6.250	
	19	44	16	28		44	8		44	44	3	22	0.14	3	7.666	
	20	38	8	29		38	11	2	37	37	2	22	9.67			
	21	35	10	25		35	5		35	35	2	22	2.04	2		
	22	77	26	50	1	77	14	7	76	76	2	51	31.17	3	7.666	
	23	64	20	44		64	7	4	64	64		43	38.74	10	6.240	
24	17	3	14		17	5		17	17		14	24.85	1			
25	9	2	7		9	2		9	9		7	38.42	1			
26	4	1	3		4			4	4		2		1			
27	46	19	26		46			45	45		25	44.8	1			
28	59	29	28		57	2	2	57	56	1	26	38.57	10	6.900		
29	38	18	20		37			38	37		19	39.05	8	6.937		
30	16	6	10		16			16	15		8	43.62				
31	35	25	10		35	1	1	35	35		10	43.30	13	9.153		
32	3	2	1		3			3	3		1		1			
33	55	19	36		55	5	4	55	54		32	30.93	1			
34	43	22	20		43	9	7	42	42	1	19	21.10	2			
35	20	8	12		20			20	20		11	19.00	3			
36	12	7	5		12			12	12		4	27.5	1	9.166		
38	11	6	5		11	1		11	11	1	5	10.00				
39	66	19	46		65			65	65	1	43	45.5	2			
40	28	13	15		28			28	28		13	50.3	6	9.333		
41	41	16	25		41	1	1	41	41	1	25	0.23	3	1.2000		
42	25	12	12	1	25			24	24	1	11	44.00	4	1.4500		
43	61	32	29		61			61	61	1	29	39.82	10	1.1700		
45	73	12	60	1	68			72	72	2	59	51.25	3	7.166		
46	18	6	6		18	1		18	18		5	66.00	3	11.242		
47	35	18	15	1	35	2	1	33	33		14	55.00	1	8.545		
48	29	14	14		29	1		28	28		14	7.00	7	7.714		
49	6	1	5		6			6	6	1	2	7.40				
50	64	19	43		64	4	4	62	62		28	48.16	8	7.375		
51	43	24	19		43			43	43	1	18	38.2	10	1.1150		
PT-31	3	1														
	4	12														
	6	12	9	3		12			12	12	1	3	46.66	5	9.000	
	7	22	11	11		22	1	1	22	22		11	45.45	6	8.000	
	8	4	2	2		4			4	4		2				
	9	9	4	5		9			9	9		2	58.0	1		
	10	11	3	8		11			11	11		8	31.87	1		
11	6	4	2		6			6	6		2		1			
12	12	5	7		12			12	12		7	33.57	1			
13	30	20	10		30			30	30		9	47.55	12	7.666		

¹For renter - occupied dwelling units and vacant nonseasonal not dilapidated units, for rent.
²For owner - occupied dwelling units and vacant nonseasonal not dilapidated units, for sale only.

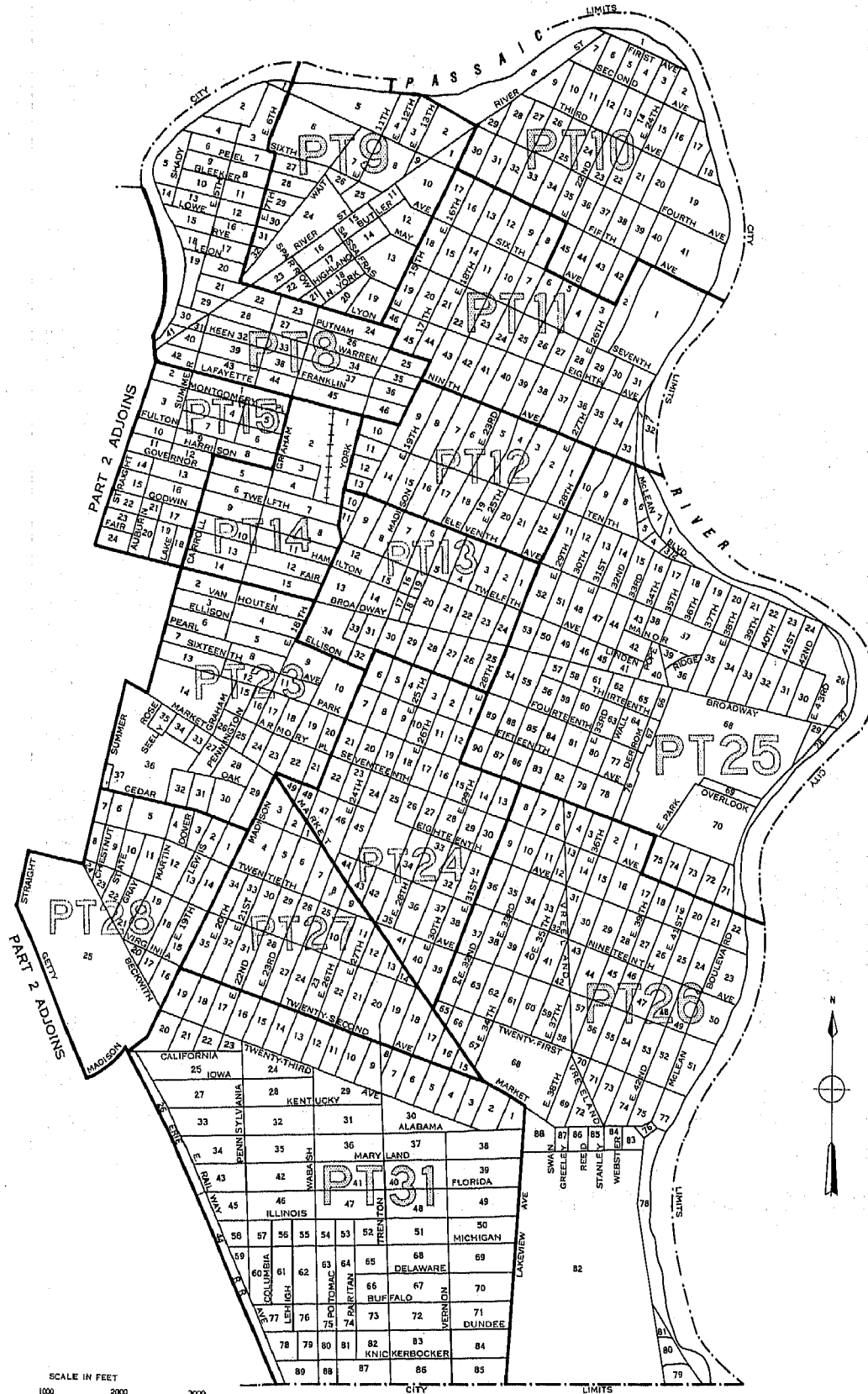
Table 3.—CHARACTERISTICS OF HOUSING FOR CENSUS TRACTS, BY BLOCKS: 1950—Con.

Census tract	Block	All dwelling units by occupancy and tenure					All dwelling units by condition and plumbing facilities			Occupied dwelling units			Contract monthly rent ¹		Value ² of one-dwelling-unit structures	
		Total	Owner occupied	Renter occupied	Vacant non-seasonal not dilap., for rent or sale	Other vacant and non-resident	Number reporting	No private bath or dilap.	No running water or dilap.	Total	Persons per room		Number reporting	Average monthly rent (dollars)	Number reporting	Average value (dollars)
											Number reporting	1.51 or more				
PT-31	14	61	26	35					46	55			34	33.67	3	8,666
	15	51	17	28					51	43			28	28.84	3	7,666
	16	55	22	33					55	51	1		28	28.72	4	10,125
	17	55	22	33					55	66			29	29.51	2	7,214
	18	55	22	33					55	62	1		42	29.32	5	7,600
	19	55	22	33					55	62	1		42	29.32	5	7,600
	20	55	22	33					55	62	1		42	29.32	5	7,600
	21	110	11	99					110	80			55	27.11	4	9,250
	22	110	11	99					110	10			55	30.60	2	
	23	110	11	99					110	12			57	28.85	2	
	24	28	11	16	1				27	27			16	39.50		
	25	43	19	24					43	43			23	37.43	5	5,500
	26	66	23	43					66	66			44	41.25		
	27	10	9	1					10	7			4	30.25	2	
	28	115	66	49					115	115			33	38.22		
	29	115	66	49					115	115			33	46.00		8,333
	30	40	20	18	2				40	40			18	36.94	5	9,440
	31	29	11	18					29	29			18	33.83	4	6,750
	32	29	11	18					29	29			18	31.50	4	
	33	29	11	18					29	29			18	31.50	4	
	34	28	14	14					28	23	2	1	13	32.07	7	6,785
	35	48	29	19					48	45	1		16	37.06	9	9,277
	36	28	13	15					28	28	1		13	49.20	3	10,576
	37	38	15	23					38	38			13	51.15	3	10,363
	38	53	24	29		1			53	53			33	51.56	3	10,384
	39	29	15	14					29	29			14	48.25	4	10,416
	40	19	13	6					19	19			13	9.382		
	41	41	22	19					41	41			17	47.64	1	9,816
	42	23	13	10					23	23			10	35.10	1	8,000
	43	24	13	11					24	24			10	36.70	2	
	44	24	13	11					24	24			10	36.70	2	
	47	23	6	17					23	21			15	47.00	4	6,125
	48	26	13	13					26	26			18	56.00	10	11,450
	49	23	17	6					23	23			14	53.75	14	13,571
	50	34	28	6					34	34			16	47.66	2	12,500
	52	18	11	7	1				18	17			12	38.58	2	
	53	5	5						5	5			2		5	11,300
	54	7	3	4					7	7			2		2	
	55	1	1						1	1			2		2	
	56	12	5	7					12	12			7	24.42	3	9,500
	57	3	2	1					3	3			1		1	
	60	26	12	14					26	26			13	37.46	3	12,333
61	10	6	4					10	10			5	35.60	4	11,250	
62	12	6	6					12	12			6	29.83	3	8,333	
64	14	5	9					14	14			9	37.77	1		
65	12	4	8	1				12	12			7	35.57	2		
66	6	3	3					6	6			3	40.00			
67	4	2	2					4	4			2	43.09	14	11,285	
68	30	16	14					30	30			14	48.50	8	12,750	
69	33	25	8					33	33			14	41.12	19	10,368	
70	40	29	11					40	40			11	38.27	19	11,368	
71	39	29	10					39	39			10	37.10	19	12,315	
72	47	23	24					47	47			23	40.21	10	10,200	
73	11	6	5					11	11			6		6	9,666	
74	6	3	3					6	6			3	34.00	2		
75	3	1	2					3	3			1		1		
76	4	1	3					4	4			1		1		
78	13	3	10					13	13			3	29.66	1		
79	12	8	4					12	12			4	25.50	7	8,071	
81	1							1	1							
82	26	12	14					26	26			14	48.78	1		
83	39	19	19	1				38	38			19	41.00	10	11,750	
84	27	19	8					27	27			16	41.14	15	11,187	
85	22	12	9					22	22			9	42.22	6	11,583	
86	23	13	10					23	23			10	40.50	8	13,000	
87	21	13	7					21	21			7	51.71	7	11,071	
88	6	4	2					6	6	1		2		2		

¹For renter - occupied dwelling units and vacant nonseasonal not dilapidated units, for rent.
²For owner - occupied dwelling units and vacant nonseasonal not dilapidated units, for sale only.

PATERSON, NEW JERSEY, BY CENSUS TRACTS AND BLOCKS: 1950

PART 1 OF 2 PARTS



SCALE IN FEET



LEGEND

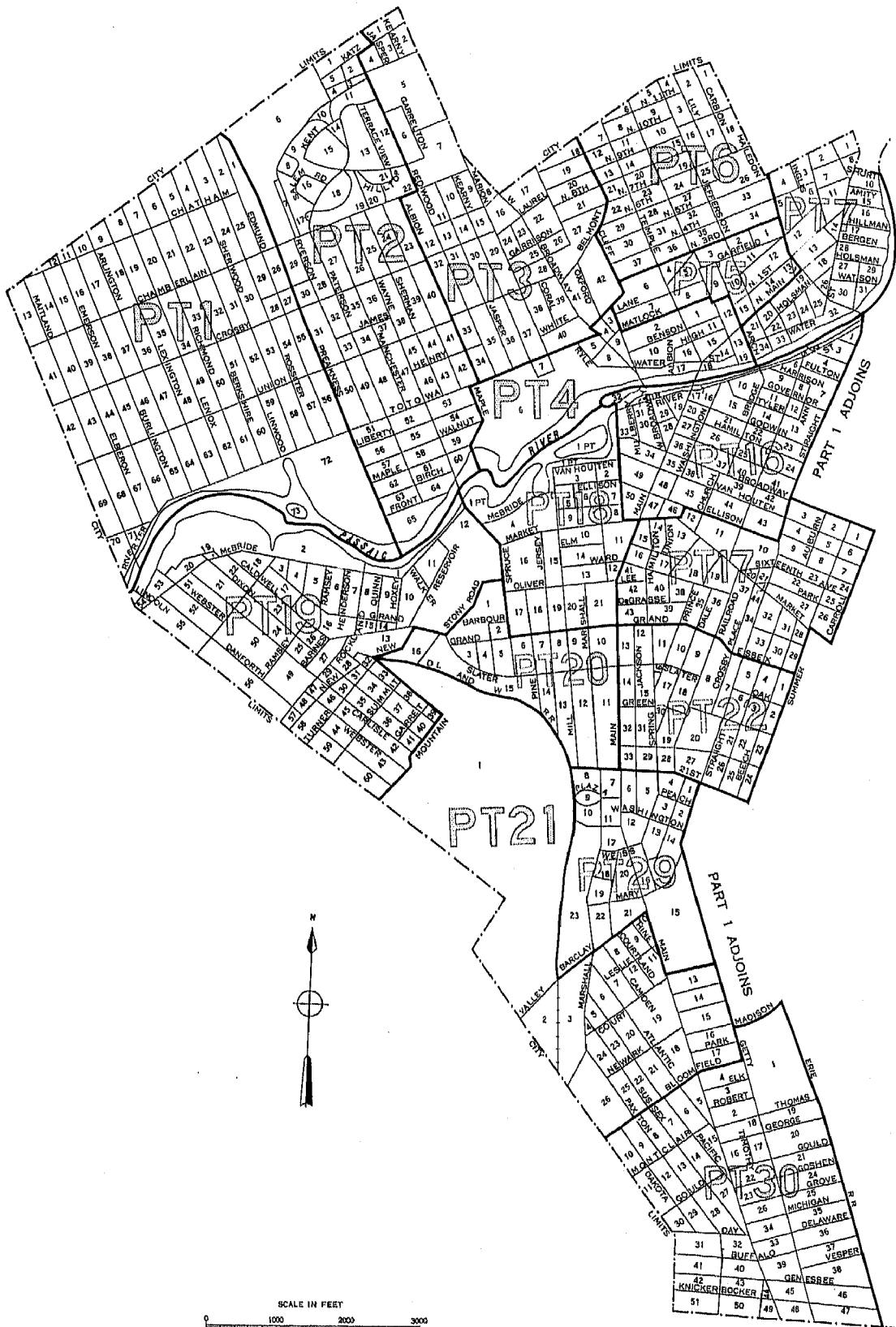
BLOCK NUMBERS
TRACT NUMBERS
TRACT BOUNDARIES



U.S. DEPARTMENT OF COMMERCE, BUREAU OF THE CENSUS

PATERSON, NEW JERSEY, BY CENSUS TRACTS AND BLOCKS: 1950

PART 2 OF 2 PARTS



BLOCK NUMBERS
TRACT NUMBERS
TRACT BOUNDARIES
U.S. DEPARTMENT OF COMMERCE, BUREAU OF THE CENSUS

25
2