


1950 UNITED STATES CENSUS OF HOUSING

U. S. DEPARTMENT OF COMMERCE • BUREAU OF THE CENSUS



PORTLAND, OREG.

**BLOCK
STATISTICS**

U. S. CENSUS OF HOUSING: 1950

Volume

- I General Characteristics
- II Nonfarm Housing Characteristics
- III Farm Housing Characteristics
- IV Residential Financing
- V Block Statistics

Housing statistics for census tracts are to be included in the Population reports on census tracts.

U. S. CENSUS OF POPULATION: 1950

Volume

- I Number of Inhabitants
- II Characteristics of the Population

Succeeding volumes will cover the following subjects:

Census Tracts, Nativity and Parentage, Nonwhite Population by Race, Persons of Spanish Surname, Institutional Population, Differential Fertility, Labor Force Characteristics, Occupation, Industry, Income, Internal Migration, Education, Characteristics of Families and Households.

UNITED STATES CENSUS of HOUSING : 1950
U. S. DEPARTMENT OF COMMERCE BUREAU OF THE CENSUS
CHARLES SAWYER, Secretary ROY V. PEEL, Director



BLOCK STATISTICS


**PORTLAND
OREGON**

*Prepared under the supervision of
Howard G. Brunzman, Chief
Population and Housing Division*

1950 HOUSING CENSUS REPORT
VOLUME V, PART 149

UNITED STATES GOVERNMENT PRINTING OFFICE 1952

BLOCKS • CENSUS TRACTS





BUREAU OF THE CENSUS

ROY V. PEEL, *Director*

A. ROSS ECKLER, *Deputy Director*
HOWARD C. GRIEVES, *Assistant Director*
CONRAD TAEUBER, *Assistant Director*
MORRIS H. HANSEN, *Assistant Director for Statistical Standards*
ROBERT Y. PHILLIPS, *Assistant Director for Operations*
CALVERT L. DEDRICK, *Coordinator, International Statistics*
FRANK R. WILSON, *Information Assistant to the Director*

Population and Housing Division—

HOWARD G. BRUNSMAN, *Chief*
WAYNE F. DAUGHERTY, *Assistant Chief for Housing*
ROBERT B. VOIGHT, *Assistant Chief for Operations*
HENRY S. SHRYOCK, JR., *Assistant Chief for Population*
EDWIN D. GOLDFIELD, *Program Coordinator*

Quality and Equipment Statistics—Robert C. Hamer, *Chief*
Inventory Statistics—Carl A. S. Coan, *Chief*
Developmental Programs—J. Hugh Rose, *Chief*
Residential Financing—Junia H. Honnold, *Chief*
Territories and Possessions—Joel Williams, *Chief*
Statistical Sampling—Joseph Steinberg, *Chief*
Statistical Procedure—Morton A. Meyer, *Chief*
Processing Operations—Milton D. Lieberman, *Chief*

Administrative Service Division—WALTER L. KEHRES, *Chief*
Agriculture Division—RAY HURLEY, *Chief*
Budget Officer—CHARLES H. ALEXANDER
Business Division—HARVEY KAILIN, *Acting Chief*
Field Division—LOWELL T. GALT, *Chief*
Foreign Trade Division—J. EDWARD ELY, *Chief*
Geography Division—CLARENCE E. BATSCHLET, *Chief*
Governments Division—ALLEN D. MANVEL, *Chief*
Industry Division—MAXWELL R. CONKLIN, *Chief*
Machine Tabulation Division—C. F. VAN AKEN, *Chief*
Personnel Division—HELEN D. ALMON, *Chief*

SUGGESTED IDENTIFICATION

U. S. Bureau of the Census. *U. S. Census of Housing: 1950. Vol. V, Block Statistics, Part 149.*
U. S. Government Printing Office, Washington, D. C., 1952.

For sale by the Superintendent of Documents, U. S. Government Printing Office, Washington 25, D. C.,
or any of the Field Offices of the Department of Commerce - Price 60 cents

PREFACE

This report presents statistics on characteristics of dwelling units by blocks for the city. The tabulations are based on data from the 1950 Census of Housing, taken as of April 1, 1950. Authorization for the 1950 Census of Housing as part of the Seventeenth Decennial Census was provided by the Housing Act of 1949, approved July 15, 1949.

The major portion of the information compiled from the 1950 Census of Housing appears in Volume I, *General Characteristics*; Volume II, *Nonfarm Housing Characteristics*; Volume III, *Farm Housing Characteristics*; Volume IV, *Residential Financing*; and Volume V, *Block Statistics*. Volume V consists of separate reports, issued as bulletins for each of the 209 cities which in 1940 or in a subsequent census had a population of 50,000 or more. These reports will not be bound into a single publication.

The subjects covered in both the 1950 and 1940 reports on characteristics of dwelling units by blocks are substantially similar.

This report was prepared under the direction of Howard G. Brunsman, Chief, Population and Housing Division, and Wayne F. Daugherty, Assistant Chief for Housing. Robert C. Hamer, Chief, Quality and Equipment Statistics Section, was in charge of coordinating the content and the format of the report with assistance from Carl A. S. Coan, Chief, Inventory Statistics Section; Floyd D. McNaughton, Chief, Equipment and Facilities Unit; Beulah Washabaugh, Chief, Tenure and Vacancy Unit; and Walter A. Hines. The compilation of the statistics was under the supervision of Robert B. Voight, Assistant Chief for Operations.

The collection of the information on which these statistics are based was under the supervision of Lowell T. Galt, Chief, Field Division. The geographic work, including the assignment of all block numbers and the preparation of maps, was under the supervision of Clarence E. Batschelet, Chief, Geography Division. The data were tabulated under the supervision of C. F. Van Aken, Chief, Machine Tabulation Division.

February 1952.

PORTLAND, OREG.

CONTENTS

INTRODUCTION

	Page		Page
General.....	1	Definitions and explanations—Continued	
Related reports.....	1	Condition and plumbing facilities.....	2
Census tracts.....	1	Persons per room.....	2
Use of data.....	1	Color of occupants.....	2
Comparability with 1940 Housing Census data.....	1	Contract monthly rent.....	2
Definitions and explanations.....	1	Value of one-dwelling-unit structures.....	2
Dwelling unit.....	1	Number reporting.....	2
Occupancy and tenure.....	2	Block identification.....	2

TABLES

	Page
Table 1.—Characteristics of housing for the city: 1950.....	3
Table 2.—Characteristics of housing by census tracts: 1950.....	3
Table 3.—Characteristics of housing for census tracts, by blocks: 1950.....	5

Map of city, by blocks, appears following last page of tables.

BLOCK STATISTICS

INTRODUCTION

GENERAL

Volume V of the Reports on Housing consists of a separate report for each of the 209 cities which in 1940, or in a subsequent census prior to 1950, had a population of 50,000 or more. Each report presents for the city, by blocks, tabulations for a limited number of subjects obtained in the Census of Housing. The subjects in these reports are similar to those in the block statistics supplements to Volume I of the reports of the 1940 Census of Housing. The subjects in this report present the number of dwelling units classified by occupancy and tenure, condition and plumbing facilities, persons per room, color of occupants, average contract monthly rent of renter-occupied and selected vacant units, and the average value of one-dwelling-unit owner-occupied and selected vacant structures. In table 1, the statistics for these subjects are summarized for the city. Table 2 contains the statistics for census tracts. In table 3, the data are presented by blocks within census tracts. Maps identifying the location of each block and the census tract boundaries are a part of this report.

Related reports.—Related statistics for this city are contained in the Reports on Housing, Volume I, *General Characteristics*; and in the Reports on Population, Volume I, *Number of Inhabitants*, and Volume II, *Characteristics of the Population*.

The Reports on Housing for each State in Volume I present data on the characteristics of dwelling units for the State by residence (urban, rural nonfarm, and rural farm), for standard metropolitan areas, urbanized areas, counties, for urban places, places of 1,000 to 2,500 inhabitants, and rural-nonfarm and rural-farm dwelling units for each county. Each report includes the following subjects: occupancy, tenure, race of occupants, type of structure, year built, condition and plumbing facilities, water supply, toilet and bathing facilities, number of rooms, number of persons, persons per room, electric lighting, heating equipment, heating and cooking fuels, refrigeration equipment, kitchen sink, radio, television, and, for nonfarm units, the contract monthly rent, gross monthly rent, and value of one-dwelling-unit structures.

Volume I of the Reports on Population shows the 1950 population of each county and of each minor civil division within the county. It also contains figures for each incorporated place, for each unincorporated place with 1,000 or more inhabitants, and for incorporated places of 5,000 or more by wards. A special series of tables presents data for each urbanized area giving the incorporated places and portions of minor civil divisions within it.

Volume II of the 1950 Population Reports contains statistics on the general characteristics of the population. Chapter A of this volume repeats the figures on number of inhabitants as shown in Volume I; Chapter B presents demographic, economic, and social characteristics of the population; and Chapter C gives more detailed cross-classifications for States and large cities and standard metropolitan areas.

Census tracts.—Census tracts are small areas into which certain large cities have been subdivided for statistical and local administrative purposes. In most cases the tracts are permanently established, so that comparison may be made from census to census. The boundaries of tracts are established so as to include approximately equal numbers of inhabitants or equal areas; and each tract is designed to represent an area that is fairly

homogeneous in population characteristics. Although the tracted areas of some cities extend into the suburbs, the data shown in this report are restricted to the tracts within the corporate limits of the city.

Use of data.—The tabulation of housing characteristics for areas as small as city blocks provides descriptive material of considerable value for technical studies of housing in the city. The statistics will be useful in compiling totals for special types of areas that may be defined to meet the requirements of individual investigators. Users of the data should bear in mind that in practically all cases the data for a given block represent the work of only one enumerator. Consequently, housing characteristics for blocks are subject to a wider margin of error than is to be expected in the figures for tracts or wards which represent returns made by a number of enumerators. Misinterpretation of instructions by one enumerator may cause a significant bias in the statistics for a block even though it may have a negligible effect upon the figures for larger areas. In particular, the enumeration of "condition" depended to a considerable extent upon the judgment of the individual enumerator. Also, failure to indicate the correct block number for a significant number of dwelling units may introduce errors into the block data.

Comparability with 1940 Housing Census data.—In the 1940 Census of Housing, reports entitled "Block Statistics" were issued as supplements to the first series of Housing bulletins. These supplements consisted of separate reports for each of the 191 cities which had 50,000 inhabitants or more in 1930.

In the 1950 reports, the block numbers used are different, in most cases, from those used in the 1940 reports. Therefore, to compare 1940 and 1950 data for a given block, it is necessary to locate the block on the maps to obtain the corresponding 1940 and 1950 block numbers.

The subjects in both the 1940 and 1950 reports are substantially similar. However, data on number of structures, year built, and mortgage status have been omitted from the 1950 report. Furthermore, in the 1940 reports average contract or estimated monthly rent was reported for all dwelling units while in 1950 average contract monthly rent is reported for some, and average value for other, dwelling units.

DEFINITIONS AND EXPLANATIONS

More detailed and complete definitions are presented in Volume I of the Housing Reports.

Dwelling unit.—In general, a dwelling unit is a group of rooms or a single room, occupied or intended for occupancy as separate living quarters, by a family or other group of persons living together or by a person living alone.

A group of rooms, occupied or intended for occupancy as separate living quarters, is a dwelling unit if it has separate cooking equipment or a separate entrance. A single room, occupied or intended for occupancy as separate living quarters, is a dwelling unit if it has separate cooking equipment or if it constitutes the only living quarters in the structure. Also, each apartment in a regular apartment house is a dwelling unit even though it may not have separate cooking equipment. Excluded from the dwelling unit count are large rooming houses, institutions, dormitories, and transient hotels and tourists courts.

In the 1940 Census, a dwelling unit was defined as the living quarters occupied or intended for occupancy by one household.

A household consisted of a family or other group of persons living together with common housekeeping arrangements, or a person living entirely alone. However, the enumerator was not explicitly instructed to define rooms as dwelling units on the basis of cooking equipment or separate entrance.

The number of dwelling units in the 1950 Census may be regarded as comparable with the number of dwelling units in the 1940 Census. Some living quarters may have been classified as separate dwelling units in the one census and not in the other. Further, in the 1950 Census, living quarters with five or more lodgers were not tabulated as dwelling units; generally, such quarters were included in the 1940 dwelling unit count. However, the net effect of these changes is probably small.

Occupancy and tenure.—Dwelling units are classified by occupancy and tenure into four groups: owner-occupied; renter-occupied; vacant nonseasonal not dilapidated, for rent or sale; and other vacant and nonresident. A dwelling unit is classified as owner-occupied if it was owned wholly or in part by the head of the household or by some related member of his family living in the dwelling unit. All other occupied units are classified as renter-occupied whether or not cash rent was actually paid for living quarters. Rent-free units and living accommodations received in payment for services performed are thus included with the renter-occupied units.

A dwelling unit is considered vacant if no persons are living in it at the time of enumeration. New units not yet occupied were enumerated as vacant dwelling units if construction had proceeded to the extent that all the exterior windows and doors were installed and final usable floors were in place. The classification "vacant nonseasonal not dilapidated, for rent or sale" is descriptive of the vacant dwelling units reported in this classification. "Other vacant and nonresident" units include all dilapidated and seasonal vacant units as well as the not dilapidated units which were not for rent or sale.

Because of changes in enumeration procedures, the counts of total vacant units in 1940 and 1950 are not strictly comparable. In 1940, vacant units were enumerated if they were habitable; units uninhabitable and beyond repair were excluded from the enumeration. In 1950, units were included regardless of condition if they were intended for occupancy as living quarters. Therefore, no comparison should be made between the data on "vacant nonseasonal not dilapidated, for rent or sale" units from the 1950 Census and data in the 1940 Census reports.

In both censuses, dwelling units occupied entirely by non-residents were included with vacant units not for rent or sale. Trailers, tents, houseboats, and railroad cars which were vacant were excluded from the dwelling unit inventory in both 1950 and 1940.

Condition and plumbing facilities.—Data on condition of a dwelling unit are shown in combination with data for selected plumbing facilities and are, therefore, limited to units for which both condition and plumbing facilities are reported. Plumbing facilities include water supply, toilet facilities, and bathing facilities.

The category "with private bath" includes those dwelling units reported with both a flush toilet and a bathtub or shower inside the structure for the exclusive use of the occupants of the unit. The category "no private bath" includes those dwelling units not having private flush toilet or not having private bathing facilities. The "no running water" category includes units with only piped running water outside the structure or with only other sources such as a hand pump.

A dwelling unit is "dilapidated" when it is run-down or neglected, or is of inadequate original construction, so that it does not provide adequate shelter or protection against the elements or it endangers the safety of the occupants.

Persons per room.—The number of persons per room has been computed for each occupied dwelling unit by dividing the number

of persons in the dwelling unit by the number of rooms in the dwelling unit. All persons enumerated in the Population Census as members of the household (including lodgers, servants, and other nonrelated persons) are counted in determining the number of persons that occupy the dwelling unit. The number of rooms in the dwelling unit includes all rooms available for living quarters throughout the year. Not counted as rooms are bathrooms, closets, pantries, halls, screened porches, and unfinished rooms in the basement and attic.

Color of occupants.—Occupied dwelling units are classified by color of head of household according to the definition used in the 1950 Census of Population. The group designated as "non-white" consists of Negroes, Indians, Japanese, Chinese, and other nonwhite races. Persons who are not definitely Indian or of other nonwhite race are classified as white.

Contract monthly rent.—Contract monthly rent is the rent, at the time of enumeration, contracted for by the renter regardless of whether it includes furniture, heating fuel, electricity, cooking fuel, water, or personal services.

Monthly rent for vacant dwelling units is the amount asked for the dwelling unit at the time of enumeration. The average monthly rent relates to renter-occupied dwelling units and vacant nonseasonal not dilapidated units for rent. Dwelling units which are occupied "rent-free" are not included with the units reporting rent.

Value of one-dwelling-unit structures.—Average value is shown for owner-occupied dwelling units and vacant nonseasonal not dilapidated units which are for sale only. Value is shown only if the unit is in a one-dwelling-unit structure without business and if it is the only dwelling unit included in the property. The value represents the amount for which the owner estimates that the property, including such land as belongs with it, would sell under ordinary conditions and not at a forced sale. For vacant units, value is the sale price asked by the owner.

Number reporting.—Occupancy and tenure are reported for all dwelling units, and color of occupants is reported for all occupied units. The corresponding distributions for these subjects in table 1 are based on all dwelling units and on occupied units, respectively. For all other subjects, the distributions are based on the units for which the specific characteristics are reported, that is, the "Number reporting."

The number of dwelling units for which the enumerator obtained no report on a particular item is shown for the city totals only; however, the number "not reported" can easily be derived for each area in tables 2 and 3 by subtracting the number reporting from the total number of dwelling units (or total occupied).

Block identification.—A map or series of maps is included in this report showing block numbers for each block, number and letter designations for tracts, and the names of principal streets.

Blocks are identified by serial numbers, a separate series of numbers being used for each tract. Thus, the location of each block for which data are presented in table 3 may be determined by referring to the tract and block number shown on the map. Similarly, data for a specific block may be located in the table by reference to the map for identification numbers of the tract and block.

If no dwelling units are reported for a block, the block number is not listed in table 3, although it is shown on the map. Dwelling units for which the block number was not reported are indicated in the table by the symbol "NR." Detailed data are not shown for such dwelling units, nor for blocks containing fewer than three dwelling units. Average monthly rent is not shown when the monthly rent was reported for fewer than three dwelling units. Average value is not shown when the value of one-dwelling-unit properties was reported for fewer than three dwelling units. All dwelling units are included, however, in the statistics for the city and for each tract.

Table 1.—CHARACTERISTICS OF HOUSING FOR THE CITY: 1950

Subject	Number	Percent	Subject	Number	Percent
OCCUPANCY AND TENURE			PERSONS PER ROOM		
All dwelling units.....	131,413	100.0	Occupied dwelling units.....	126,705	...
Owner occupied.....	74,674	56.8	Number reporting.....	125,482	100.0
Renter occupied.....	52,031	39.6	1.50 or less.....	122,530	97.6
Vacant nonseasonal not dilapidated, for rent or sale.....	3,007	2.3	1.51 or more.....	2,952	2.4
Other vacant and nonresident.....	1,701	1.3	Not reported.....	1,223	...
CONDITION AND PLUMBING FACILITIES			CONTRACT MONTHLY RENT		
All dwelling units.....	131,413	...	Renter-occupied, and vacant nonseasonal not dilapidated units, for rent—Number reporting.....	51,291	...
Number reporting.....	129,364	100.0	Total contract monthly rent..... dollars..	2,116,180	...
With private bath, not dilapidated.....	114,654	88.6	Average monthly rent..... dollars..	41.26	...
No private bath, with running water, not dilapidated.....	10,973	8.5	VALUE OF ONE-DWELLING-UNIT STRUCTURES		
No running water or dilapidated.....	3,737	2.9	Owner-occupied, ¹ and vacant nonseasonal not dilapidated units, for sale only—Number reporting.....	68,167	...
Condition or plumbing facilities not reported.....	2,049	...	Total value or sale price..... dollars..	591,503,800	...
No private bath or dilapidated.....	14,710	11.4	Average value..... dollars..	8,677	...
COLOR OF OCCUPANTS					
Occupied dwelling units.....	126,705	100.0			
White.....	123,436	97.4			
Nonwhite.....	3,269	2.6			

¹ Restricted to 1-dwelling-unit properties.

Table 2.—CHARACTERISTICS OF HOUSING BY CENSUS TRACTS: 1950

Census tract	All dwelling units by occupancy and tenure					All dwelling units by condition and plumbing facilities			Occupied dwelling units			Contract monthly rent ¹		Value ² of one-dwelling-unit structures		
	Total	Owner occupied	Renter occupied	Vacant non-seasonal not dilap., for rent or sale	Other vacant and non-resident	Number reporting	No private bath or dilap.	No running water or dilap.	Total	Persons per room	Occupied by non-white	Number reporting	Average monthly rent (dollars)	Number reporting	Average value (dollars)	
TOTAL	131413	74674	52031	3007	1701	129364	14710	3737	126705	125482	2952	3269	51291	4126	68167	8677
1	2164	1589	529	23	23	2143	166	66	2118	2105	16	7	498	3879	1357	6463
2	1799	1467	288	21	23	1783	72	54	1755	1723	13	11	254	5030	1410	7756
3	2454	2175	210	35	34	2423	60	29	2385	2359	14	8	179	5381	2106	12746
4	1816	1517	241	27	31	1789	65	25	1758	1748	13	11	207	4189	1426	6813
5	2118	1635	388	50	45	2097	186	82	2023	2017	24	12	344	3596	1559	5933
6	2095	1665	337	47	46	2078	144	52	2002	1995	39	11	287	3811	1618	5561
7	2232	1929	242	33	28	2199	85	56	2171	2160	14	13	204	4378	1888	7562
8	2681	2031	577	46	27	2646	97	47	2608	2578	20	10	548	5456	1927	7667
9	2206	1612	552	21	20	2175	115	78	2164	2144	32	38	530	5380	1503	7452
10	2345	1450	802	55	38	2312	238	80	2252	2231	32	37	763	3795	1294	6192
11	2983	713	2133	102	35	2918	1016	125	2846	2817	79	64	2135	3385	496	6860
12	3450	1539	1801	70	40	3372	355	21	3340	3311	43	36	1773	4452	1223	9407
13	2341	1345	928	46	22	2300	198	14	2273	2258	8	36	909	4008	1156	6665
14	2563	1680	786	65	32	2538	101	15	2466	2446	9	18	765	4991	1532	7028
15	1230	1040	171	14	5	1225	22	12	1211	1197	3	3	164	4725	1002	9626
16	1679	1551	287	27	14	1844	46	23	1838	1818	12	5	267	4902	1472	8866
17	2603	2063	455	40	45	2557	177	102	2518	2499	25	28	424	4215	1964	7314
18	2309	1500	706	62	41	2271	107	48	2206	2170	13	12	623	5505	1396	8880
19	1919	1638	238	29	14	1902	14	1	1876	1857	3	2	233	6552	1567	12602
20	2876	1037	1746	44	49	2837	261	76	2783	2760	20	36	1703	4640	793	7156
21	2213	446	1624	99	44	2139	779	120	2070	2047	75	30	1646	3542	260	6716
22	2628	924	1549	90	65	2557	667	197	2473	2437	88	77	1555	3220	691	4917
23	2444	990	1357	68	29	2396	521	103	2347	2304	58	46	1344	3639	749	6282
24	2483	1333	1095	42	13	2440	121	16	2428	2399	18	11	1049	5069	1145	10643
25	3263	2448	764	31	20	3236	77	6	3212	3167	9	9	730	5784	2270	12584
26	1131	1002	119	5	5	1104	7	4	1121	1104	1	6	111	5462	968	11411
27	2206	1826	356	13	11	2185	36	6	2182	2163	1	1	327	5309	1738	10341
28	2308	1877	396	27	8	2291	29	8	2272	2247	8	2	385	5788	1799	9379
29	4180	3123	809	178	70	4130	88	60	3973	3901	19	6	876	7639	3024	8928
30	1797	1607	157	13	20	1785	30	26	1764	1754	8	2	145	5096	1584	10157
31	1732	1435	266	17	14	1720	35	12	1701	1695	6	5	259	5454	1386	9706
32	1617	1301	290	20	6	1609	43	7	1591	1586	1	1	382	4830	1239	8980
33	2317	1584	639	59	35	2303	136	31	2223	2212	22	8	646	4237	1414	6409
34	2813	1442	1264	56	51	2771	251	58	2706	2681	32	12	455	4738	1212	6409
35	2553	1656	801	62	34	2507	161	53	2457	2423	20	13	798	4681	1477	8506
36	3994	3254	625	63	52	3955	137	63	3879	3856	39	5	584	4526	3147	9079
37	2224	1756	436	17	15	2204	95	12	2192	2180	17	2	421	4722	1657	7645
38	4120	3058	937	74	51	4091	167	46	3995	3972	22	10	927	4770	2924	7645
39	4636	2126	2332	150	28	4582	88	34	4458	4431	9	4	2399	3718	2037	6039
40	3104	1797	1229	50	28	3073	209	104	3026	3006	45	13	1209	3583	1703	7424
41	3772	1744	1939	45	44	3738	206	101	3683	3662	79	30	1899	3345	1622	6087
42	907	540	332	19	16	902	147	52	872	865	1	1	316	3397	462	5756
43	1227	274	711	212	30	1216	149	115	985	981	156	35	887	3234	246	5781
44	161	44	112	5	5	156	5	3	156	154	1	1	109	4408	21	8276
45	1991	473	1418	78	22	1968	297	134	1891	1883	11	2	454	3317	402	8389
46	1546	1002	490	26	28	1525	38	26	1492	1467	1	1	454	4520	920	21292
47	2015	420	1526	47	22	1995	380	26	1946	1934	3	3	13	4520	293	11004
48	2199	172	1943	67	17	2157	527	21	2115	2083	3	9	1937	4520	69	9005
49	2140	247	1822	43	28	2108	475	117	2069	2034	3	11	1764	4263	150	7225
50	997	122	816	37	22	964	392	112	938	926	49	39	816	3310	75	5866

¹For renter-occupied dwelling units and vacant nonseasonal not dilapidated units, for rent.
²For owner-occupied dwelling units and vacant nonseasonal not dilapidated units, for sale only.

PORTLAND, OREG.

Table 3.—CHARACTERISTICS OF HOUSING FOR CENSUS TRACTS, BY BLOCKS: 1950

[Detailed statistics not shown for blocks containing fewer than 3 dwelling units, nor for dwelling units not allocated by blocks (designated by NR)]

Census tract	Block	All dwelling units by occupancy and tenure					All dwelling units by condition and plumbing facilities			Occupied dwelling units			Contract monthly rent ¹		Value of one-dwelling-unit structures	
		Total	Owner occupied	Renter occupied	Vacant non-seasonal not dilap., for rent or sale	Other vacant and non-resident	Number reporting	No private bath or dilap.	No running water or dilap.	Total	Persons per room		Number reporting	Average monthly rent (dollars)	Number reporting	Average value (dollars)
											Number reporting	1.51 or more				
1	1	5	4	1		5			5	5		1		4	7700	
	2	39	34	5		39	1		39	39		2		8	6750	
	3	3				3			3	3				3	7000	
	4	2				2			2	2				1	7000	
	5	3				3			3	3				1	7000	
	6	4				4			4	4				1	7000	
	7	5				5			5	5				1	7000	
	8	5				5			5	5				1	7000	
	14	10				10			10	10				7	8357	
	15	11				11			11	11				6	5083	
	16	12				12			12	12				6	5883	
	17	12				12			12	12				3	6285	
	18	3				3			3	3				7	10333	
	26	4				4			4	4				4	9275	
	27	1				1			1	1				3	8333	
	28	6				6			6	6				3	8333	
	29	11				11			11	11				8	8333	
	30	9				9			9	9				7	8500	
	31	3				3			3	3				2	8500	
	32	6				6			6	6				3	10800	
	33	6				6			6	6				5	12000	
	37	24				24			24	24				1		
	38	2				2			2	2						
	39	2				2			2	2						
	40	1				1			1	1						
	43	6				6			6	6				6	7750	
	44	8				8			8	8				3	7500	
	45	7				7			7	7				6	6333	
	46	10				10			10	10				8	7275	
	47	16				16			16	16				10	6390	
	48	5				5			5	5				2		
	49	10				10			10	10				6	6100	
	50	30				30			30	30				10	7210	
	51	2				2			2	2				5	7100	
	52	8				8			8	8				5	5900	
	53	16				16			16	16				8	5900	
	54	2				2			2	2				6		
	55	2				2			2	2				8		
	56	9				9			9	9				6	5266	
	57	6				6			6	6				6	7883	
	58	10				10			10	10				8	7337	
	59	28				28			28	28				9	4655	
	60	18				18			18	18				3	4033	
	61	16				16			16	16				3	5500	
	62	14				14			14	14				11	11727	
	63	18				18			18	18				8	6250	
	64	12				12			12	12				2	9283	
	65	10				10			10	10				10	10050	
	66	15				15			15	15				13	8484	
	67	13				13			13	13				12	8916	
	68	14				14			14	14				13	8730	
	69	15				15			15	15				14	9178	
	70	14				14			14	14				10	8700	
	71	20				20			20	20				16	7375	
	72	7				7			7	7				3	3500	
	73	2				2			2	2				1	10333	
	74	9				9			9	9				8	8875	
	75	15				15			15	15				14	7321	
	76	24				24			24	24				15	7100	
	77	11				11			11	11				11	8381	
	78	17				17			17	17				17	8252	
	79	11				11			11	11				10	9000	
	80	9				9			9	9				7	8257	
	81	27				27			27	27				4	6277	
	82	12				12			12	12				2	6233	
	83	15				15			15	15				4	7090	
	84	19				19			19	19				4	7000	
	85	16				16			16	16				1	7260	
	86	19				19			19	19				4	5315	
	87	17				17			17	17				16	5000	
	88	22				22			22	22				8	5541	
	89	22				22			22	22				10	5388	
	90	13				13			13	13				1	6709	
	91	1				1			1	1				4	7500	
	92	5				5			5	5				4	7500	
	93	19				19			19	19				15	6760	
	94	9				9			9	9				3	6733	
	95	19				19			19	19				15	5277	
	96	22				22			22	22				17	5777	
	97	22				22			22	22				3	5233	
	98	19				19			19	19				3	4750	
	99	21				21			21	21				3	5050	
	100	21				21			21	21				4	5233	
	101	17				17			17	17				13	5700	
	102	16				16			16	16				14	9321	
	103	11				11			11	11				6	9125	
	104	15				15			15	15				3	7612	
	105	9				9			9	9				2	6266	

¹For renter - occupied dwelling units and vacant nonseasonal not dilapidated units, for rent.
²For owner - occupied dwelling units and vacant nonseasonal not dilapidated units, for sale only.

HOUSING—BLOCK STATISTICS

Table 3.—CHARACTERISTICS OF HOUSING FOR CENSUS TRACTS, BY BLOCKS: 1950—Con.

Census tract	Block	All dwelling units by occupancy and tenure					All dwelling units by condition and plumbing facilities			Occupied dwelling units			Contract monthly rent ¹		Value ² of one-dwelling-unit structures		
		Total	Owner occupied	Renter occupied	Vacant non-seasonal not dilap., for rent or sale	Other vacant and non-resident	Number reporting	No private bath or dilap.	No running water or dilap.	Total	Persons per room		Occupied by non-white	Number reporting	Average monthly rent (dollars)	Number reporting	Average value (dollars)
											Number reporting	1.51 or more					
1	106	17	11	6		17	2		17	17			5	3 4.80	9	6 977	
	107	21	17	4		21	3		21	21			3	3 6.66	14	6 364	
	108	15	14	1		15			15	15			1		13	6 384	
	109	19	15	4		19	1	1	19	19	1		4	4 3.75	14	3 885	
	111	5	3	1		4	1		4	4			1		2		
	112	5	5			5		1	5	5					5	4 400	
	113	11	6	5		11	2		11	11			5	3 6.00	5	5 560	
	114	7	6	1		7	1	1	7	7			1		6	4 000	
	115	22	13	9		21	3		22	21			9	3 0.77	11	5 863	
	116	18	13	5		18			18	17			4	3 2.50	11	7 545	
	117	21	10	10		21	10	3	20	20	1	1	5	3 3.60	5	5 200	
	118	16	12	4		16			16	16		1	3	4 5.00	12	6 741	
	119	17	11	5	1	17	2		16	16			4	4 1.00	8	5 250	
	120	11	10	1		11			11	11			1		9	5 433	
	121	14	11	2	1	14	3	1	13	13			3	3 6.66	7	6 285	
	122	9	6	3		9	1	1	9	9		1	3	6 6.66	5	5 200	
	123	16	6	10		15	1	1	16	16			9	2 7.66	6	5 833	
	124	18	14	4		17	1	1	18	18			4	3 8.00	12	6 083	
	125	13	5	7	1	12	2		12	11			8	2 7.75	2		
	126	7	6	1		7			7	7					6	6 250	
	127	5	5			5			5	5					5	4 500	
	129	4	1	3		4			4	4			3	3 2.66	1		
	133	21	6	15		21	2	2	21	21	1		15	3 5.06	6	3 916	
	135	5	5			5			5	5					5	3 900	
	136	2															
	137	12	5	6		12			11	11			6	5 6.33	4	3 875	
	138	3	3			3			3	3					3	5 466	
	139	21	12	9		21	4	3	21	21			8	4 0.00	12	5 675	
	140	16	14	2		16			16	16			2		14	4 742	
	141	18	6	12		18	1		18	18			12	4 4.75	5	5 200	
	142	19	12	7		17	5		19	18			5	2 4.80	11	5 036	
	143	11	7	3	1	11	2		10	10			4	4 6.25	7	5 957	
	144	21	10	10	1	21	7		20	19			11	3 9.72	8	6 175	
	145	20	10	10		20			20	20		2	10	3 0.00	9	6 055	
	146	20	16	3		20			19	19			3	3 6.66	15	6 040	
	147	19	12	7	1	19	1		19	19		1	7	3 2.28	10	5 400	
	148	15	13	2		15			15	15			2		12	5 500	
	149	18	12	6		18			18	18			5	3 3.40	9	8 866	
	151	8	5	3		8			8	8			2		5	6 200	
	152	14	7	7		14	4		14	14	1		7	2 4.14	6	6 1.66	
	153	30	23	7		30	3	2	30	30			6	3 3.33	22	4 859	
	154	5	2	3		4			5	5			1		2		
	155	9	8	1		9			9	9					8	5 562	
	156	6	3	3		6			6	6			3	3 6.66	3	5 000	
	157	15	14	1		15			15	15					2		
	158	3	2	1		3			3	3			1				
	159	7	5	2		7			7	7			2		4	5 200	
	160	7	6	1		7			7	7			1		6	5 583	
	161	9	5	4		9	1	1	9	9			3	3 2.00	4	5 150	
	162	22	13	8		21	6	3	21	21	1	1	7	2 8.42	12	5 1.66	
	163	17	13	4		16	2		16	16			3	2 5.33	13	5 669	
	164	17	13	4		17			17	17			4	4 0.00	12	4 875	
	165	17	14	3		17			17	17			3	4 2.33	13	6 500	
	166	17	15	2		17			16	16		1	1		14	5 214	
	167	20	14	5	1	20			19	19		1	5	4 0.00	13	5 461	
	168	19	17	2		19			19	19			2		16	5 466	
	169	17	14	3		17			17	17			3	3 3.33	14	5 621	
	170	16	14	2		16			16	16		1	1		14	4 907	
	171	9				9	1		9	9					9	5 011	
	172	1				1			1	1							
	173	3	3			3			3	3							
	174	4	4			4			4	4							
	176	2				2			2	2							
	177	14	10	4		14	3	1	14	14			4	3 1.25	8	5 437	
	178	31	15	15		31			30	30			15	3 5.93	14	6 342	
	179	22	14	7	1	21	2		21	20			7	3 7.57	10	5 130	
	180	22	15	7		22	4		22	22			7	4 6.85	11	6 045	
	181	14	11	3		14			14	14		1	3	2 1.00	11	5 500	
	182	17	10	7		17			17	17		1	7	3 5.42	9	6 222	
	183	19	16	3		19			19	19		1	3	3 2.66	15	5 333	
	184	14	11	3		14			14	14			3	5 5.00	9	5 588	
	185	19	13	4		19	4	4	17	17			5	3 5.60	12	4 808	
	186	17	13	2		17	4	3	15	15			2		13	4 938	
	187	1				1			1	1							
	188	6	6			6			6	6							
	189	4	3	1		4			4	4			1		1		
	190	14	6	7		14			13	13		1	6	4 2.83	4	5 250	
	191	17	15	1		15	3	3	16	16			9		9	4 888	
	193	3	2	1		3			3	3			1		1		
	194	4	2	2		4	2		4	4			2		2		
	195	13	9	3	1	13			12	12			3	3 3.33	8	6 287	
	196	11	10	1		11			11	11			1		9	4 822	
	197	8	6	2		8			8	8			2		6	5 800	
	198	8	4		2	8	3	1	4	4			2		2		
2	1	11	2	9		11	4	4	11	11	1	1	5	2 2.80	2		

¹For renter - occupied dwelling units and vacant nonseasonal not dilapidated units, for rent.²For owner - occupied dwelling units and vacant nonseasonal not dilapidated units, for sale only.

PORTLAND, OREG.

Table 3.—CHARACTERISTICS OF HOUSING FOR CENSUS TRACTS, BY BLOCKS: 1950—Con.

Census tract	Block	All dwelling units by occupancy and tenure				All dwelling units by condition and plumbing facilities			Occupied dwelling units			Contract monthly rent ¹		Value ² of one-dwelling-unit structures		
		Total	Owner occupied	Renter occupied	Vacant non-seasonal not dilap., for rent or sale	Other vacant and non-resident	Number reporting	No private bath or dilap.	No running water or dilap.	Total	Persons per room		Number reporting	Average monthly rent (dollars)	Number reporting	Average value (dollars)
											Number reporting	1.51 or more				
2	3	19	13	6					19	19		6	3833	13	5807	
	4	12	9	3					12	12		3	6156	9	5755	
	5	2														
	6	4	4						4	4				4	5875	
	9	9	7	1		1			8	8				6	5833	
	10	18	15	3					18	18		3	6156	15	6666	
	11	33	8	25					33	33		25	5992	8	6137	
	12	20	7	11	1	1			18	18		12	7425	7	5971	
	13	5	4	1			1		5	5		1		3	3566	
	14	17	16	1					16	17		1		16	5518	
	15	14	13	1					14	14		1		13	5823	
	17	15	15						15	15				15	7073	
	18	31	20	11			10	9	31	31	3	8		17	6789	
	19	7	6	1					7	7		1		6	6300	
	20	9	9						9	9				9	6166	
	21	12	7	5					12	12		4	5000	7	4600	
	22	8	6	2					8	8		2		6	6266	
	23	17	14	3		1			16	15		1		13	7492	
	24	18	16	2					18	18	1	1		16	6893	
	25	4	4				1	1	4	4		2		3	4766	
	26	16	16						16	16				15	10366	
	27	49	47	2					49	48		2		47	8587	
	28	24	24						24	23				24	8137	
	29	11	9	1	1				10	9		1		9	8666	
	30	18	18						18	15				18	8016	
	31	21	17	2	2		2	2	19	18		1		17	7970	
	32	13	10	3					13	12		3	4256	10	8150	
	33	20	19	1					20	19		1		19	8210	
	34	17	17						17	16				16	7912	
	35	10	10						10	10				10	8930	
	36	19	18	1					19	19		1		18	8777	
	37	16	14	2					16	15		2		13	8369	
	38	10	10						10	9				10	7860	
	39	19	19						19	16				17	8570	
	40	5	4			1			4	4				4	7625	
	41	4	4						4	4				4	9505	
	42	21	16	4	1	1			20	20		2	5025	14	7785	
	43	42	30	14	1	1			41	35		2	7706	4	8375	
	44	23	7	14	1	1		3	22	21		14	3621	4	10375	
	45	24	12	9		3		3	24	20		1	3250	12	8750	
	46	20	17	3					20	19		3	6500	16	14550	
	47	14	9	5					14	14		5	5300	9	3082	
	48	26	24	2					26	26		2		26	9347	
	49	28	26	2	1			2	27	27		1		26	9973	
	50	24	20	4					24	24		3	5166	17	8276	
	51	20	20					1	20	20				20	9050	
	52	22	21	1					22	22		1		21	8490	
	53	23	21	2					23	23		2		21	9000	
	54	23	20	3	1				23	22		2		21	8571	
	55	22	21	1					22	21		1		21	9523	
	56	24	21	3		1			23	22		2		21	8452	
	57	22	19	3					22	22		3	5256	19	7657	
	58	27	24	3					27	27		2		23	8739	
	61	24	23	1					24	24		1		23	8430	
	62	23	20	3					23	23		3	4666	20	9170	
	63	23	21	2					22	21		2		20	10090	
	64	18	18						18	18				18	8972	
	65	27	23	4	1	1			25	24		1		23	9491	
	66	11	8	3		1			10	10				7	8442	
	67	28	15	13					28	28	2	11	4100	13	9415	
	68	22	19	3	1				22	21		2		19	9236	
	69	22	21	1					22	22		3		21	7714	
	70	21	19	2					21	21		1		19	8599	
	71	31	29	2					31	29		2		27	8359	
	72	19	19						19	19				18	9277	
	73	22	21	1					22	21		1		20	8115	
	74	26	22	4					26	26		4	4525	20	8515	
	75	22	19	3	1				22	21		2		19	9373	
	76	26	25	1					26	26		1		25	10220	
	77	26	24	2					26	25		1		21	9042	
	78	21	17	4					21	21		4	3775	17	8323	
	79	1														
	81	8	2	6					8	8		6	5833	2		
	82	1														
	83	15	13			2			15	13				13	6636	
	84	12	12						12	12				12	6941	
	85	14	11	3			1	1	14	14		2		10	7070	
	86	9	9						9	9				9	6555	
	87	10	10						10	10				10	10920	
	88	7	7				1	1	7	7				7	5571	
	89	7	5	2					7	7		2		5	5100	
	90	5	6	1					5	5				5	4633	
	91	4	5						4	4				4	11500	
	92	3	3	1				2	2	2		1		2		
	93	10	10						10	10		4		10	6240	
	95	18	14	3	1			2	17	16		4	3175	13	7869	
	96	8	7	1				2	8	8		1		7	6214	

¹For renter-occupied dwelling units and vacant nonseasonal not dilapidated units, for rent.
²For owner-occupied dwelling units and vacant nonseasonal not dilapidated units, for sale only.

HOUSING—BLOCK STATISTICS

Table 3.—CHARACTERISTICS OF HOUSING FOR CENSUS TRACTS, BY BLOCKS: 1950—Con.

Census tract	Block	All dwelling units by occupancy and tenure					All dwelling units by condition and plumbing facilities			Occupied dwelling units			Contract monthly rent ¹		Value ² of one-dwelling-unit structures		
		Total	Owner occupied	Renter occupied	Vacant non-seasonal not dilap., for rent or sale	Other vacant and non-resident	Number reporting	No private bath or dilap.	No running water or dilap.	Total	Persons per room		Number reporting	Average monthly rent (dollars)	Number reporting	Average value (dollars)	
											Number reporting	1.51 or more					Occupied by non-white
2	97	10	8	2					10	10					8	4,650	
	98	13	12	1				13	13			1			12	5,516	
	99	18	14		1	3		1	18	14					12	4,325	
	100	15	8	6				4	15	14			5	28.80	8	4,337	
	101	11	10			1		2	11	10					10	4,540	
	102	7	6	1				3	7	7			1		6	4,483	
	103	1															
	104	1															
	106	1															
	109	11	9	2				1	11	11			1		9	6,155	
	110	4	4						4	4					4	4,750	
	111	18	14	4				6	18	18		1	4	24.25	12	4,333	
	112	12	12						12	12					11	3,572	
	113	13	9	1		3		2	13	10			1		7	5,957	
	114	11	8	3				3	11	11		1	3	30.00	8	2,900	
	115	5	4	1				2	5	5			1		2		
	118	1															
	119	4		4				2	4	4			4	23.00			
	120	1															
	121	4	2	1	1			2	4	3					3	3,100	
	122	7	5	1	1				7	6			2		4	5,700	
	123	14	12	2				1	14	14			2		12	4,225	
	124	18	16	2				1	18	18			1		15	4,346	
	125	14	10	4					14	14			4	48.75	9	5,522	
	126	16	14	2				1	16	16			2		14	4,442	
	127	1															
	128	2															
	129	11	11						11	11					11	4,927	
	131	13		1		1			13	12			1		11	4,763	
	132	15	12	2	1			2	15	14			2		12	5,466	
	133	8	5	2	1				8	7			2		5	5,780	
	134	1															
	136	2															
	137	1															
	138	2															
	140	3	3					1	3	3					3	4,433	
	3	1	12	6	4	2			12	10			1	4	35.50	8	5,875
		2	3	3					3	3					3	4,333	
		3	9	6	1	2			9	7			1	2	6	5,550	
		4	10	8		2			10	8					10	7,360	
5		9	8	1				9	9			1		8	6,875		
6		14	14						14	14					14	6,291	
7		8	7	1				8	8			1		7	6,785		
8		11	9	2					11	11		1	2		9	7,588	
9		14	13	1					14	14			1		13	8,807	
10		9	7	1		1		1	9	8			1		7	6,957	
12		2															
13		2															
15		4		1					4	4			1		3	5,100	
16		9	6		3				9	6					9	7,233	
18		7	7						7	7					6	8,350	
19		12	7	5					12	12			4	48.75	7	6,114	
20		17	3	13		1			17	16		2	13	34.46	2		
21		1															
22		1															
27		2															
29		2															
30		7	7						7	7					7	7,928	
31		6	6	3	1	1		1	6	4			4	30.00	1		
32		1															
33		4	2	2					4	4			2		2		
37		12	12						12	12					12	9,008	
38		5	5						5	5					5	9,980	
39		5	5						5	5					5	8,440	
40		9	8	1					9	9			1		8	8,175	
41		9	8	1					9	9			1		8	7,562	
42		4	4						4	4					4	6,750	
43		5	4	1				1	5	5			1		3	6,833	
44		8	7	1					8	8			1		6	6,716	
45		10	9	1					10	10			1		7	6,257	
46		9	7	1		1			9	8		1	1		5	5,200	
47		14	11	3					14	14			2		11	6,800	
48		12	9	3				1	12	12			3	27.00	7	6,371	
49		13	13						13	13					12	7,000	
50		7	5	1	1				7	6			1		6	5,033	
51		4	2	2					4	4			1		2		
52	9	7		2				9	7					8	8,812		
53	8	6	2				1	8	8		1	2		6	17,833		
54	4	2	2					4	4			1		2			
55	3	2	1					3	3			1		1			
56	2																
57	2																
58	2																
59	2																
60	2																
61	1																

¹For renter - occupied dwelling units and vacant nonseasonal not dilapidated units, for rent.
²For owner - occupied dwelling units and vacant nonseasonal not dilapidated units, for sale only.

Table 3.—CHARACTERISTICS OF HOUSING FOR CENSUS TRACTS, BY BLOCKS: 1950—Con.

Census tract	Block	All dwelling units by occupancy and tenure					All dwelling units by condition and plumbing facilities			Occupied dwelling units			Contract monthly rent ¹		Value ² of one-dwelling-unit structures	
		Total	Owner occupied	Renter occupied	Vacant non-seasonal not dilap. for rent or sale	Other vacant and non-resident	Number reporting	No private bath or dilap.	No running water or dilap.	Total	Persons per room		Number reporting	Average monthly rent (dollars)	Number reporting	Average value (dollars)
											Number reporting	1.51 or more				
3	70	9	7	1		1	8		8	8		1		7	12,542	
	71	6	5	1			6		6	6		1		5	16,600	
	72	5	4	1			5		5	5				3	6,000	
	73	2	2													
	76	8	8				8		8	8				8	8,812	
	77	7	7				7		7	7				7	9,142	
	78	8	8				8		8	8				8	10,312	
	79	3	2	1			3		3	3				2		
	80	8	7	1			8		8	8		1		7	7,214	
	81	7	6	1			7		7	7		1		6	9,216	
	82															
	83	7	6	1			7		7	7		1		6	7,833	
	84	1					1		1	1						
	85	7	7				7		7	7				7	7,900	
	86	9	9				9		9	9				9	9,000	
	87	7	6	1			7		7	7		1		6	7,083	
	88	5	4	1			5		5	5		1		4	12,750	
	89	3	2	1	1		3		2	2		1		3	5,766	
	90	24	22	1	1	1	21	1	1	22	22			22	15,581	
	91	14	13	1			13		14	14		1		13	15,615	
	92	10	9	1			10		10	10		1		9	16,555	
	93															
	95	9	5	4			9		9	9		4	53.75	5	10,600	
	96	2	2				2		2	2						
	97	11	10			1	10		10	10				10	15,830	
	98	25	19	2	3	1	21	1	1	21	21		1	20	11,900	
	99	2	2				2		2	2						
	100	4	3	1			4		4	4		1		1		
	101	8	7	1			8		8	8		1		6	9,666	
	102	2					2		2	2						
	103	3	3				3		3	3				3	6,933	
	104	1					1		1	1						
	105	2					2		2	2						
	106	1					1		1	1						
	107	6	5	1			6		6	6		1		4	8,750	
	111	3	3				3		3	3				3	11,666	
	112	12	6	6			12		12	12		6	36.00	5	5,100	
	114	4	3	1			4		4	4		1		3	6,500	
	115	6	4	2			6		6	6		2		3	10,333	
	116	3	2	1			3		3	3		1		2		
	117	4	4				4		4	4				4	7,875	
	118	6	4				6		6	6				3	11,500	
	119	8	6	2			8		8	8		2		6	6,333	
	120	11	8	3			9		11	9		2		6	31,166	
	121	10	10				10		10	10				10	27,800	
	122	12	12				12		12	12				12	26,291	
	123	11	11				11		11	11				8	22,000	
	124	11	9	1		1	9		10	10		1		8	22,500	
	125	11	11				11		11	11				11	16,363	
	126	19	18	1			19		19	19		1		18	26,111	
	128	21	19	2			21	1	1	21	21	1		18	18,361	
	129	9	9				9		9	9				8	18,937	
	130	12	11	1			11		12	12		1		11	16,909	
	131	12	10	2			11		12	12		2		8	16,562	
	132	20	19	1			19		20	20		1		19	11,552	
	133	5	2	3			5		5	5		3	47.00	2		
	134	17	17				17		16	16				16	14,906	
	135	30	29	1			30		30	30		1		29	12,586	
	136	4	3	1			4		4	4				3	11,666	
	137	6	6				6		6	6				6	7,583	
	138	6	6				6		6	5				5	8,400	
	139	4	4				4		4	3				4	8,425	
	140	8	8				8		8	8				8	7,750	
	141	8	7	1			8		8	8				7	9,857	
	142	4	3	1			4		4	4		1		3	12,000	
	143	6	6				6		6	6				6	9,450	
	144	5	5				5		5	5				5	8,820	
	145	6	4	2			6		6	6		1		4	7,125	
	146	4	4				4		4	4				4	6,225	
	147	8	7	1			8	2	8	8		1		6	9,416	
	148	5	4	1			4	1	5	4		1		3	6,833	
	149	5	4	1			5		5	5				4	6,875	
	150	5	4	1			5		5	5				4	8,750	
	151	5	5				5		5	5				5	6,460	
	152	12	11	1			12		12	12				11	6,345	
	153	8	4	3		1	8	1	1	7	7	1	55.00	3	6,066	
	154	9	6	1			7		7	7				5	7,660	
	155	7	6	1			7		7	7				8	6,225	
	156	7	7				7		7	7				6	10,000	
	157	6	6				6		6	6				6	6,750	
	158	6	6				6	1	1	6	6			6	7,250	
	159	14	13			1	14		13	13				13	11,346	
	160	4	4				4		4	4				4	13,250	
	161	17	16	1			17		17	17		1		16	11,125	
	162	28	27			1	27		27	27				27	12,788	
	163	13	13				13		13	13				13	10,484	
	164	29	28	1			29		29	29		1		28	14,946	

¹For renter-occupied dwelling units and vacant nonseasonal not dilapidated units, for rent.
²For owner-occupied dwelling units and vacant nonseasonal not dilapidated units, for sale only.

HOUSING—BLOCK STATISTICS

Table 3.—CHARACTERISTICS OF HOUSING FOR CENSUS TRACTS, BY BLOCKS: 1950—Con.

Census tract	Block	All dwelling units by occupancy and tenure					All dwelling units by condition and plumbing facilities			Occupied dwelling units			Contract monthly rent ¹		Value ² of one-dwelling-unit structures		
		Total	Owner occupied	Renter occupied	Vacant non-seasonal not dilap., for rent or sale	Other vacant and non-resident	Number reporting	No private bath or dilap.	No running water or dilap.	Total	Persons per room		Occupied by non-white	Number reporting	Average monthly rent (dollars)	Number reporting	Average value (dollars)
											Number reporting	1.51 or more					
3	165	12	12						12	12					12	18,916	
	166	11	11						11	11					10	21,100	
	167	11	11						11	11					12	17,166	
	168	13	13	2				3	15	15			2		13	20,769	
	169	16	16						16	16					21	18,000	
	170	23	22		1				21	21					11	19,000	
	171	13	12						13	12					11	15,818	
	172	14	13						14	14			1		9	20,888	
	173	11	10	1					10	9					11	26,363	
	174	11	11						11	10					5	28,400	
	175	6	6						6	6					21	19,190	
	176	23	21	2				3	23	23			1		7	20,857	
	177	11	7	3		1			10	10					3	29,000	
	178	3	3						3	3					6	16,333	
	179	6	6						6	6					12	19,333	
	180	14	12	2					14	14			1		12	17,250	
	181	14	14						14	14					14	19,214	
	183	17	16	1					17	16			1		12	15,958	
	184	12	12						12	12					18	14,555	
	185	20	19	1					20	19			1		18	26,363	
	186	20	18	1		1			20	19			1		18	14,444	
	187	1							5	5					5	8,300	
	188	5	5						5	5					10	14,150	
	189	10	10						10	10					3	15,166	
	190	3	3						3	3					4	7,875	
	191	4	4						4	4					5	15,600	
	192	5	5						5	5					10	9,270	
	193	10	10						10	10			1		4	4,940	
	194	6	6					1	6	6					4	6,750	
	195	5	4	1					5	5			1		5	8,300	
	196	5	5						5	5					3	6,166	
	197	4	4						4	4					4	7,575	
	198	4	4						4	4					2	3	
	199	4	4					1	4	4			1		2	3	
	200	3	3	1				1	3	3					3	6,166	
	201	3	3						3	3					7	8,471	
	202	3	3	1					3	3					3	9,433	
	203	5	5						5	5			2		5	5,900	
	204	5	5					2	5	5					6	5,833	
	205	3	3						3	3					3	7,500	
	206	5	5						5	5					4	4,000	
	207	5	3	1		1			5	4					3	8,333	
	208	4	4						4	4			1		3	8,200	
	209	6	6						6	6					6	6,250	
	210	5	5						5	5					1	6	
	211	7	7	2				3	5	5					6	7,350	
	212	6	6						6	6					5	8,883	
	213	7	7	1				1	7	7					5	9,900	
	214	9	8						9	8					8	4,625	
	215	11	11						10	8					10	12,200	
	216	7	7						7	7					7	10,000	
	217	14	12	2					14	14					12	11,041	
	218	20	19	1					20	18					19	13,657	
	219	19	19						19	19					19	15,426	
	220	22	20	1		1			21	21					20	16,525	
	221	12	12						12	12					12	15,750	
	222	10	10						10	10					10	19,600	
	223	17	15			1			17	16					13	16,115	
	224	13	11	2					13	13					11	16,409	
	225	12	9	3					12	12					7	20,000	
	226	14	14						14	14					13	16,000	
	227	13	13						13	13					12	15,708	
	228	23	23						23	22					21	14,333	
	229	26	24	2					26	25					23	15,434	
	230	28	26	2					28	28					24	14,958	
	231	26	25	1					26	26					24	14,020	
	232	20	19	1					20	20					17	15,382	
	234	17	17						17	17					17	14,617	
	235	20	18	2					20	20					17	14,470	
	236	21	21						21	21					20	13,425	
	237	14	13	1					14	14					13	8,692	
	238	11	8			1			11	9					8	7,375	
	239	11	8	1					11	11					8	8,250	
	240	3	3						3	3					3	6,833	
	241	3	3						3	3					2	3	
	242	1							1	1					1	3	
	243	3	3					2	3	3					1	3	
	244	3	3						3	3					3	6,833	
	245	3	3						3	3					2	2	
	247	1							1	1					1	3	
	248	2							2	2					2	2	
	250	5	5						5	5					5	7,440	
	251	7	7						7	7					7	5,357	
	252	6	5	1					6	6					5	8,800	
	253	8	5			2			8	8			1		7	7,485	
	254	7	6					1	7	7					6	14,166	
	255	15	15						15	15					14	10,628	
	256	13	11	2					13	13					11	12,727	

¹For renter - occupied dwelling units and vacant nonseasonal not dilapidated units, for rent.
²For owner - occupied dwelling units and vacant nonseasonal not dilapidated units, for sale only.

Table 3.—CHARACTERISTICS OF HOUSING FOR CENSUS TRACTS, BY BLOCKS: 1950—Con.

Census tract	Block	All dwelling units by occupancy and tenure					All dwelling units by condition and plumbing facilities			Occupied dwelling units			Contract monthly rent ¹		Value ² of one-dwelling-unit structures		
		Total	Owner occupied	Renter occupied	Vacant non-seasonal not dilapidated, for rent or sale	Other vacant and non-resident	Number reporting	No private bath or dilap.	No running water or dilap.	Total	Persons per room		Occupied by non-white	Number reporting	Average monthly rent (dollars)	Number reporting	Average value (dollars)
											Number reporting	1.51 or more					
3	259	17	17						17	17					17	13,823	
	260	14	14						14	14					12	13,041	
	261	13	12	1					13	13			1		12	16,416	
	262	12	12						12	12					10	19,100	
	263	9	5	4					9	9					9	18,555	
	264	9	9						9	9			1		9	19,200	
	265	9	9						9	9					9	18,444	
	266	18	18						18	18					18	14,872	
	267	17	16	1					17	16					17	15,235	
	268	17	17						17	17					17	16,176	
	269	19	19						19	19					19	16,157	
	270	20	20						20	20					20	15,350	
	272	13	12	1					13	13			1		12	15,000	
	273	19	19						19	19					18	18,921	
	274	23	23						23	23					22	18,000	
	275	11	11						11	11					8	8,210	
	276	5	10	4					5	5					5	9,555	
	277	1	8	2					1	1					1	9,525	
	278	2		1					2	2					2	9,625	
	279	7	5	1	1				7	6					6	6,233	
	280	8	6	1					8	7					6	9,333	
	281	7	6		1				7	6					7	7,085	
	282	8	7						8	7					7	6,942	
	283	7	3	3					7	6					2	2,336	
	284	3	3						3	3					3	8,800	
	285	8	5	1	2				8	5					6	9,116	
	286	7	7						7	7					7	10,628	
	287	1							1	1					1	10,628	
	288	11	11						11	11					11	11,045	
	289	11	10	1					11	11					9	10,033	
	290	2							2	2					2	8,350	
	291	4	4						4	4					4	9,225	
	292	5	4						5	4					4	7,277	
	293	4	4						4	4					4	7,622	
	294	4	4						4	4					4	13,160	
	295	3	3						3	3					3	6,000	
	296	5	5						5	5					5	9,333	
	297	9	5	2	1				9	7					6	6,133	
	298	4	3	1	1				4	4					4	6,133	
	299	2	37	4					2	41					35	17,665	
	300	4	1	3					4	4					3	20,000	
	302	4	4						4	4					3	10,666	
	303	3	3						3	3					3	5,933	
	304	4							4	4					4	5,933	
	305	4	2	2					4	4					2	5,933	
	306	1							1	1					1	5,933	
	307	3	3						3	3					3	5,833	
	308	2							2	2					2	5,833	
	311	1							1	1					1	5,833	
	312	1							1	1					1	5,833	
	314	14	13	1					14	14					13	10,507	
	315	11	9		1				11	8					10	10,550	
	316	2							2	2					2	10,550	
	317	1							1	1					1	10,550	
	318	4	4						4	4					4	12,125	
4	1	33	25	7	1				33	31					25	5,980	
	2	12	9	3					12	12					8	7,500	
	3	56	50	6					56	56					6	6,404	
	4	49	42	5	1				48	47					48	6,573	
	5	9	9						9	9					9	5,355	
	6	11	9	2					11	11					9	4,333	
	7	10	9		1				10	9					10	7,300	
	8	11	11						11	11					11	6,227	
	9	4	4						4	4					4	6,125	
	10	6	4	2					6	6					3	7,266	
	11	20	18	2					20	20					17	6,552	
	12	20	20						20	20					19	5,726	
	13	17	16						17	16					16	6,443	
	14	17	14	2					17	16					14	6,807	
	15	15	14						15	14					13	7,507	
	16	13	12	1					13	13					12	6,950	
	17	23	20	3					23	23					19	7,510	
	18	18	15	1	1				18	16					15	8,700	
	19	21	19	1	1				20	20					20	7,350	
	20	28	15	11					28	26					13	6,161	
	21	15	10	4					15	14					8	6,187	
	22	20	19	1					20	20					19	6,594	
	23	16	14	2					16	16					14	9,221	
	24	14	13	1					14	14					13	10,215	
	25	12	11	1					12	12					11	9,127	
	26	12	7	4					12	11					8	9,437	
	27	1							1	1					1	9,437	
	28	15	14	1					15	15					14	8,300	
	29	55	50	3	1				53	53					49	9,081	
	30	32	26	6					32	32					24	6,654	

¹For renter - occupied dwelling units and vacant nonseasonal not dilapidated units, for rent.
²For owner - occupied dwelling units and vacant nonseasonal not dilapidated units, for sale only.

HOUSING—BLOCK STATISTICS

Table 3.—CHARACTERISTICS OF HOUSING FOR CENSUS TRACTS, BY BLOCKS: 1950—Con.

Census tract	Block	All dwelling units by occupancy and tenure					All dwelling units by condition and plumbing facilities			Occupied dwelling units			Contract monthly rent ¹		Value ² of one-dwelling-unit structures		
		Total	Owner occupied	Renter occupied	Vacant non-seasonal not dilap., for rent or sale	Other vacant and non-resident	Number reporting	No private bath or dilap.	No running water or dilap.	Total	Persons per room		Number reporting	Average monthly rent (dollars)	Number reporting	Average value (dollars)	
											Number reporting	1.51 or more					Occupied by non-white
	31	37	30	6		1			35	5	1			6	42.50	26	6,719
	32	37	30	6		1			35	5	1			6	44.33	19	7,142
	33	37	30	6		1			35	5	1			6		10	6,042
	34	37	30	6		1			35	5	1			6		10	5,400
	35	37	30	6		1			35	5	1			6		17	8,135
	36	37	30	6		1			35	5	1			6		3	5,666
	37	37	30	6		1			35	5	1			6		6	8,166
	38	37	30	6		1			35	5	1			6		4	5,000
	39	37	30	6		1			35	5	1			6		4	5,375
	40	37	30	6		1			35	5	1			6		4	5,000
	41	7	6	1					7	7						5	6,000
	42	9	8	1					9	9				1		8	7,437
	43	9	8	1					9	9				1		9	8,388
	44	9	8	1					9	9				3	31.66	4	5,875
	45	9	8	1					9	9				2		6	5,916
	46	7	6	1					7	7				2		4	5,875
	47	7	6	1					7	7				1		5	6,800
	48	6	5	1					6	6				1		5	7,600
	49	3	3						3	3				1	46.66	4	6,800
	50	8	8						8	8				1		7	7,600
	51	5	5						5	5						5	12,071
	52	6	6						6	6						5	8,660
	53	9	7	2					9	9				2		7	8,260
	54	4	4						4	4						4	8,214
	55	13	10	3					13	11	1			1		10	3,500
	56	8	7	1					8	8				1		7	5,380
	57	9	7	2					9	8				1		10	5,185
	58	5	5						5	5				1		1	5,257
	59	9	7	2					9	9				1		5	5,560
	60	6	5	1					6	6				1		5	5,566
	61	8	7	1					8	8				1		5	7,140
	62	17	14	3					17	17				1		11	9,300
	64	10	10						10	10				1		10	8,576
	65	8	7	1					8	8				1		10	8,320
	66	18	14	4					18	18				1		7	8,071
	67	39	31	8					39	39				1		11	6,016
	68	10	10						10	10				6	34.85	12	7,576
	69	6	6						6	6				1		10	9,700
	70	5	5						5	5						6	9,316
	71	4	4						4	4						8	8,625
	72	9	5	3					9	8				2		5	6,700
	73	9	7	1					9	8				2		5	4,760
	74	12	12						12	12						12	6,358
	75	5	3	1					5	4				1		4	7,700
	76	8	8						8	8				1		7	5,542
	77	5	5						5	5				2		4	5,125
	78	7	4	2					7	6				3		3	4,500
	79	10	9	1					10	9				1		9	5,611
	80	9	8	1					9	9				1		6	6,750
	81	11	8	2					11	10				2		6	6,500
	82	13	13						13	13						11	8,681
	83	6	6						6	6						6	8,416
	84	7	5	1					7	7						6	6,166
	86	5	5						5	5						5	7,800
	87	3	3						3	3						3	8,133
	88	4	4						4	4						2	6,500
	89	5	5						5	5				1		4	5,733
	90	6	6						6	6						4	5,733
	91	3	3						3	3						3	7,733
	92	7	6	1					7	7				1		6	6,033
	93	4	4						4	4						4	7,850
	94	4	4						4	4						4	6,250
	95	4	4						4	4						4	8,000
	96	4	4						4	4				1		4	7,125
	97	4	4						4	4						4	5,000
	98	3	3						3	3						3	7,000
	99	5	5						5	5						5	7,000
	100	7	7						7	7						7	7,088
	101	4	3	1					4	4				1		7	5,957
	102	5	5						5	5				1		2	7,666
	103	17	16	1					17	17						13	7,307
	104	10	9	1					10	9				1		7	5,314
	105	11	9	2					11	11				2		7	4,485
	106	6	5	1					6	6						3	1,911
	107	18	18						18	18				1		16	6,666
	108	13	12	1					13	12						9	5,666
	109	6	6						6	6				1		5	7,400
	110	5	5						5	5						5	7,400
	111	4	4						4	4						3	7,500
	112	11	11						11	11						11	5,181
	113	5	4	1					5	5						3	7,333
	114	6	4	2					6	6				1		4	4,625
	115	4	4						4	4						4	4,625
	116	6	5	1					6	6						2	4,625
	117	4	4						4	4						5	4,625
	118	5	4	1					5	4						4	6,875
	119	4	4						4	4				1		2	4,250

¹For renter - occupied dwelling units and vacant nonseasonal not dilapidated units, for rent.
²For owner - occupied dwelling units and vacant nonseasonal not dilapidated units, for sale only.

Table 3.—CHARACTERISTICS OF HOUSING FOR CENSUS TRACTS, BY BLOCKS: 1950—Con.

Census tract	Block	All dwelling units by occupancy and tenure					All dwelling units by condition and plumbing facilities			Occupied dwelling units			Contract monthly rent ¹		Value ² of one-dwelling-unit structures	
		Total	Owner occupied	Renter occupied	Vacant non-seasonal not dilap., for rent or sale	Other vacant and non-resident	Number reporting	No private bath or dilap.	No running water or dilap.	Total	Persons per room		Number reporting	Average monthly rent (dollars)	Number reporting	Average value (dollars)
											Number reporting	1.51 or more				
4	120	4	4			4			4	4				4	7.875	
	121	4	2		1	2			2	2				2	7.250	
	122	4	4			4			4	4				4	7.875	
	123	3	1	2		3			3	3		1		4	5.750	
	124	4	4			4			4	4				4	7.950	
	125	4	4			4			4	4				4	6.000	
	126	4	4			4			4	4				4	7.125	
	127	2	2			2			2	2				3	6.000	
	128	4	4			4			4	4				4	7.125	
	129	6	5	1		6			6	6		1		4	6.000	
	130	7	7			7			7	7				7	7.571	
	131	5	4	1		5			5	5		1		4	6.000	
	132	2	2			2			2	2				3	4.833	
	133	3	3			3			3	3				3	6.400	
	134	4	2	1		3			3	3				3	6.400	
	135	4	4			4			4	4				2	6.400	
	136	4	4			4			4	4				1	6.400	
	137	3	2	1		3		2	3	3	1		4	1	7.260	
	138	2	2			2			2	2				1	7.260	
	139	6	5	1		6			6	6		1		5	7.260	
	140	1				1			1	1				8	6.962	
	141	16	9	7		16	1	1	16	16		7	65.14	8	6.962	
	142	7	7			7			7	7				6	7.000	
	143	2				2			2	2				10	5.590	
	144	17	14	2	1	17			16	16		2		10	6.630	
	145	21	16	5	2	21	1	1	21	21		2	35.00	9	6.500	
	146	14	9	3	2	14			13	13		2		11	6.227	
	147	16	13	2		16			15	15		2		9	6.700	
	148	11	8	2		11			11	11		2		9	6.700	
	149	48	38	8	1	48	1	1	46	46	1	1	45.50	36	5.025	
	150	5	5			5			5	5		1		5	5.500	
	151	8	8			8			8	8				8	5.337	
	152	5	5			5			5	5				5	5.960	
	153	7	7	1		7			7	7		2		5	6.100	
	154	5	5			5			5	5		2		5	6.260	
	155	3	1	2	1	3			3	3		4	43.00	1	6.260	
	156	2				2			2	2				3	4.833	
	157	3	3			3	1	1	3	3				3	6.500	
	158	3	3			3			3	3				3	6.500	
	159	3	3			3			3	3				3	6.500	
	160	7	7			7			7	7		1		7	6.400	
	161	2				2			2	2				5	7.240	
	162	2				2			2	2				4	7.125	
	163	5	5			5			5	5		1		8	6.625	
	164	9	8	2		9	1	1	9	9		1		3	7.233	
	165	2	2			2			2	2		1		3	6.833	
	166	3	3		1	3			3	3		1		6	6.033	
	167	4	4			4			4	4		1		6	7.916	
	168	6	6			6			6	6		1		6	6.033	
	169	8	8			8			8	8		1		6	7.916	
	170	9	7	1	1	9			8	8		2		4	5.750	
	171	5	4	1		5			5	5		1		4	6.325	
	172	7	4	1		7			4	4		4		5	5.020	
	173	6	5			6			5	5				4	6.125	
	174	9	6	1		9		1	7	7	1	1		5	2.880	
	175	12	9	1	2	12	1	1	10	10		1		11	5.436	
	176	10	9	2		10			9	9		1		6	4.183	
	177	11	9	1		11	1	1	10	10		2		9	5.277	
	178	12	11	1		12			12	12				11	5.763	
	179	10	7	3		10	1		10	10		3	38.33	7	5.500	
	180	43	32	11		43	9	1	43	43		11	25.18	29	5.768	
	181	7	7			7			7	7		1		5	6.460	
	182	3	3			3			3	3		1		2	7.260	
	183	7	7			7			7	7				7	4.414	
	184	1	1			1			1	1				2	7.260	
	185	4	4			4			4	4		1		2	7.260	
	186	1	1			1			1	1				2	7.260	
	187	3	2	1		3			3	3				2	7.260	
	188	3	3			3			3	3				3	9.500	
	189	3	3			3			3	3				3	9.500	
	190	2	2			2			2	2				3	5.166	
	191	5	5			5			5	5				6	7.350	
	194	6	6			6			6	6				6	7.350	
5	1	3	2	1		3	1		3	3		1		2	3.740	
	2	6	5	1		6			6	6		1		5	6.071	
	3	7	6		1	7			6	6				7	6.071	
	4	3	2	1		3			3	3		1		2	12.333	
	5	3	2	1		3			3	3				3	12.333	
	7	2	2			2			2	2				3	12.333	
	8	2	2			2			2	2				3	12.333	
	9	10	9	1		10			10	10		1		9	6.533	
	10	14	9	4	1	14		2	13	13		4	60.00	9	6.933	
	11	18	15	2		18			17	17		2		14	7.750	
	13	22	17	4	1	22			21	21		2		14	5.942	

¹For renter - occupied dwelling units and vacant nonseasonal not dilapidated units, for rent.
²For owner - occupied dwelling units and vacant nonseasonal not dilapidated units, for sale only.

HOUSING—BLOCK STATISTICS

Table 3.—CHARACTERISTICS OF HOUSING FOR CENSUS TRACTS, BY BLOCKS: 1950—Con.

Census tract	Block	All dwelling units by occupancy and tenure					All dwelling units by condition and plumbing facilities			Occupied dwelling units			Contract monthly rent ¹		Value ² of one-dwelling-unit structures	
		Total	Owner occupied	Renter occupied	Vacant non-seasonal not dilap., for rent or sale	Other vacant and non-resident	Number reporting	No private bath or dilap.	No running water or dilap.	Total	Persons per room		Number reporting	Average monthly rent (dollars)	Number reporting	Average value (dollars)
											Number reporting	1.51 or more				
5	14	14	12	2		14			14	14		1		12	6,458	
	15	36	26	9		36			35	35		9	42.77	23	5,017	
	16	12	7	5		12	3		12	12		5	23.40	5	5,100	
	17	29	12	14	2	29	11		26	26	1	15	29.73	10	4,250	
	18	7	5	2		7	2		7	7		2		3	3,266	
	19	9	3	6		9	6	4	9	9		5	22.00	1		
	20	17	6	11		17	9		17	17	2	10	31.30	5	5,900	
	21	8	1	6		8	8		8	8		6	19.16	1		
	22	9	4	5		9	3		9	9		4	24.25	2		
	23	21	11	9		20	6	3	20	19	1	9	30.77	10	7,000	
	24	19	13	6		19	2	1	19	19		4	42.25	11	5,500	
	25	23	20	2		23			22	22		2		19	5,157	
	26	16	12	4		16	1	1	16	16		3	38.33	12	4,825	
	27	27	20	5		26	1	1	25	25		5	35.00	16	5,012	
	28	45	20	25		42	17	2	45	45	2	22	26.00	16	5,062	
	29	8	5	3		8	1	1	8	8		3	21.66	5	6,100	
	30	15	14	1		15	2		15	15				13	5,915	
	31	10	10			10			10	10				10	6,890	
	32	3	3			3			3	3				3	8,666	
	33	19	14	4		19	1	1	18	18		4	33.75	11	6,518	
	34	4		4		4	3		4	4	1	4	53.00			
	36	22	17	5		22			22	22		5	40.60	15	7,300	
	37	18	16	1	1	18			17	17		2		15	6,273	
	38	25	20	5		25	2		25	25		4	31.25	20	6,160	
	39	9	9			9			9	9				9	6,100	
	40	13	13			13			13	13				13	5,592	
	41	14	10	4		14	2		14	14	1	3	27.33	9	5,633	
	42	14	10	3	1	14			13	13		3	37.33	11	6,181	
	43	19	18	1		19			19	19		1		16	6,387	
	44	23	14	4	4	23	2	2	18	18		5	44.00	14	7,807	
	45	7	7			7	2	1	7	7	1			7	4,714	
	46	9	9			9			9	9				7	6,142	
	47	9	9			9			9	9				9	5,500	
	48	12	3	9		12	1	1	12	12		9	39.44	3	7,833	
	49	5	4	1		5			4	4				3	9,166	
	50	7	7			7			7	7				7	6,214	
	51	16	4	11		16	10	2	15	15	1	9	29.77	3	4,100	
	52	17	16			17			16	16				16	6,512	
	53	12	10	1	1	12			11	11				10	7,090	
	54	16	16			16			16	16				16	6,237	
	55	20	14	5	1	20	2		19	19		4	29.50	15	5,953	
	57	17	13	4		17			17	17	1	4	32.50	13	4,576	
	58	13	11	2		13	5	4	13	13		4		9	4,133	
	59	14	9	5		14	2	2	14	14		5	44.00	8	7,475	
	60	12	3	9		12			12	11		2		9	4,611	
	62	7	6	1		7			7	7		1		6	4,216	
	63	12	12			12	1		12	12				12	4,841	
	64	10	9	1		10			10	10		1		9	5,622	
	65	18	14	4		18			18	18		4	43.75	14	6,007	
	66	14	14			14			14	14				14	4,622	
	67	11	7	3		11	3		10	10	1	3	28.33	5	6,500	
	68	9	9		1	9			9	9				9	6,555	
	69	7	7			7			7	7				7	4,500	
	71	5	2	3		5	4		5	5		2		2		
	75	4	1	3		4			4	4				1		
	76	3	3			3			3	3				3	11,000	
	77	11	9	2		11			11	11		2		9	5,444	
	78	16	15	1		16			16	16		1		15	6,573	
	79	17	11	5		17			16	16		5	53.00	11	6,172	
	80	20	17	2		19			19	18		1		16	5,893	
	81	48	37	6	2	48	4	1	43	43	1	6	35.66	34	5,108	
	82	22	18	2	1	22	1		20	20				19	5,447	
	83	19	14	4	1	19	2		18	18		3	53.33	12	5,125	
	84	6	6			6			6	6				6	9,333	
	85	8	5	1		8			8	8				5	4,100	
	86	6	7	1		6		1	6	6				7	4,271	
	87	10	8	2		10	1	1	10	10		1		7	4,585	
	88	9	9			9			9	9				9	5,055	
	89	21	14	1	6	20	3	3	15	15		1		13	5,446	
	90	11	11			11			11	11				10	4,750	
	91	6	4	1	1	6			5	5				5	6,600	
	92	12	12			12			12	12				12	5,083	
	93	13	13			13		1	13	13				10	5,100	
	94	10	6	4		10	1	1	10	10				6	4,233	
	95	14	10	4	2	14			11	11		2	25.33	8	5,075	
	96	5	3	2		5			5	5		2		2		
	97	11	11			11	1	1	11	11				11	5,345	
	98	20	7	12	1	20		1	19	19		13	31.61	6	5,416	
	100	2				2										
	101	20	19			20		1	19	19		1		18	6,433	
	102	12	11	1		12			12	12				10	6,620	
	103	12	10	1		12		1	11	11		1		9	5,966	
	104	13	13			13			13	13				13	6,984	
	105	10	8	1	1	10	1	1	9	9		1		8	6,625	
	106	8	6	1		8			7	7				6	7,333	
	107	12	9	1	2	12			10	10		2		7	7,271	
	108	14	10	2	1	14	1	1	12	12		2		10	5,410	

¹For renter - occupied dwelling units and vacant nonseasonal not dilapidated units, for rent.
²For owner - occupied dwelling units and vacant nonseasonal not dilapidated units, for sale only.

Table 3.—CHARACTERISTICS OF HOUSING FOR CENSUS TRACTS, BY BLOCKS: 1950—Con.

Census tract	Block	All dwelling units by occupancy and tenure					All dwelling units by condition and plumbing facilities			Occupied dwelling units			Contract monthly rent ¹		Value ² of one-dwelling-unit structures	
		Total	Owner occupied	Renter occupied	Vacant non-seasonal not dilap., for rent or sale	Other vacant and non-resident	Number reporting	No private bath or dilap.	No running water or dilap.	Total	Persons per room		Number reporting	Average monthly rent (dollars)	Number reporting	Average value (dollars)
											Number reporting	1.51 or more				
5	109	11	9	1		1			10	10				9	5,777	
	111	10	6	4					10	10			22.25	5	6,600	
	112	9	8	1					9	9				8	4,637	
	113	3	3					1	3	3				3	4,566	
	114	14	10	4				1	14	13	3			6	6,500	
	115	15	13	2					15	14				11	6,136	
	116	25	19	6					25	25			38.80	18	6,316	
	117	7	5		2			1	5	5				7	6,528	
	118	13	7	4	2	1		2	13	11	1		35.00	6	5,833	
	119	17	15	2	1			1	17	17				15	6,480	
	120	19	14	5				1	19	19	1		18.75	14	4,335	
	121	13	10	3				1	13	13	3		46.66	9	5,732	
	122	13	13	1				3	14	14				11	6,254	
	123	19	15	1		3		4	19	16	1			12	6,175	
	124	13	9	4				1	13	13	1			8	5,312	
	125	14	13	1					14	14			46.66	13	7,230	
	126	16	14	2					16	16				14	7,230	
	127	9	9						9	9				9	10,011	
	128	5	3	2					5	5				3	6,266	
	129	17	13	4				1	17	17			38.00	13	5,469	
	130	15	13	1		1		1	14	14				12	5,408	
	131	13	12	1				1	13	13				11	4,727	
	132	13	10	2		1		1	12	12				8	6,125	
	133	16	9	6		1			15	15			68.00	9	6,166	
	134	15	11	3		1			14	14				9	5,566	
	135	15	13	2					15	15				13	6,192	
	136	13	12		1				13	12		1		13	5,800	
	137	17	16			1		1	17	16		1		16	5,225	
	139	5	3	1		1		1	5	4				3	6,400	
	140	9	8	1					9	9				8	8,037	
	141	10	9	1					10	10				9	7,600	
	142	31	20	10		1		4	30	30		2	31.70	19	5,621	
	143	10	9	1					10	10				9	6,833	
	144	8	8						8	8		1		9	6,937	
	145	12	11	1					12	12		1		11	4,936	
	146	4	2	1				2	4	4		1		2		
	147	19	12	6	1			3	19	18			31.16	13	7,323	
	148	11	11						10	11				11	5,909	
	149	14	11	3					14	14				11	6,481	
	150	14	13		1			1	14	13				14	6,007	
	151	11	10	1					11	11				10	7,560	
	152	7	5	2					7	7				5	6,840	
	153	9	8	1					9	9				8	4,025	
	154	7	7						7	7				7	5,928	
	155	4	3	1					4	4				3	6,066	
	156	9	8					1	9	9		2		9	4,122	
	157	10	8	2					10	10				8	5,375	
	158	12	11	2					13	13				10	7,160	
	159	6	6						6	6				6	5,750	
	160	14	13	1				1	14	13		1		12	5,366	
	161	9	8	1				1	9	9				8	4,412	
	162	9	7	2	1	1		2	9	7				8	5,137	
	163	3	2		1				3	2				3	5,333	
	164	21	14	3				2	21	17			46.66	16	9,331	
	165	2	2		2			1	3	3				2		
	166	22	19	3					22	22				19	5,415	
	167	14	12	3					14	14		1		12	5,133	
	168	11	10	1					11	11				10	4,770	
	169	9	8		1			1	8	8		1		9	6,933	
	170															
	171	6	6						6	6				6	9,166	
	172	9	9						9	9				9	7,133	
	173	9	8			1			9	8				8	6,562	
	174	10	9						10	10				9	6,277	
	175	12	9	1		2		2	12	10				9	6,282	
	176	12	11	1				4	12	12		1		11	4,590	
	177	16	14	2				3	16	16				13	5,161	
	178	5	4	1				1	5	5				4	5,000	
	179	7	4	2	1				6	6				3	5,133	
	180	9	7	1	1			2	8	8				8	4,287	
6	1	3	3						3	3				3	7,833	
	2	8	8						8	8				8	8,437	
	3	8	8						8	8				8	8,687	
	4	16	14	2				1	16	16		1		14	6,192	
	5	4	3			1			4	3				3	6,500	
	6	8	8						8	8				8	6,112	
	7	3	3						3	3				3	6,333	
	8	3	3						3	3				3		
	9	3	3						3	3				3		
	10	2	2						2	2				2		
	11	2	2		1			2	2	2				2		
	12	25	19	3	2	1		2	24	22		1	50.00	21	6,600	
	13	2	2						2	2				2		
	14	10	8	1		1			10	9				8	5,062	
	16	8	5	1					8	8				4	3,950	
	17	3	2	1					3	3				2		

¹For renter-occupied dwelling units and vacant nonseasonal not dilapidated units, for rent.
²For owner-occupied dwelling units and vacant nonseasonal not dilapidated units, for sale only.

HOUSING—BLOCK STATISTICS

Table 3.—CHARACTERISTICS OF HOUSING FOR CENSUS TRACTS, BY BLOCKS, 1950—Con.

Census tract	Block	All dwelling units by occupancy and tenure					All dwelling units by condition and plumbing facilities			Occupied dwelling units			Contract monthly rent ¹		Value ² of one-dwelling-unit structures	
		Total	Owner occupied	Renter occupied	Vacant non-seasonal not dilap., for rent or sale	Other vacant and non-resident	Number reporting	No private bath or dilap.	No running water or dilap.	Total	Persons per room		Number reporting	Average monthly rent (dollars)	Number reporting	Average value (dollars)
											Number reporting	1.51 or more				
6	18	5	5	2		5			5	5					5	4,800
	19	5	3			3			3	3					3	4,233
	20	14	12	1	1	14			13	13		1		13	14,353	
	21	10	10			10			10	10				10	7,180	
	22	3	3			3			3	3	1			3	5,833	
	23	2	2			2			2	2				2	5,450	
	24	6	6			6	1	1	6	6				6	5,450	
	25	3	3			3			3	3	1			3	4,433	
	26	4	4			4			4	4				4	4,375	
	27	5	5			5	1	2	5	5				5	6,071	
	28	7	7			7			7	7				7	5,700	
	29	5	5			5			5	5				5	7,305	
	30	50	36	9	5	50	4	1	45	45	2	10	65.20	39	7,305	
	31	3	3			3			3	3				3	5,666	
	32	4	4			4			4	4				4	7,000	
	33	20	18	2		20	1		20	20		1	1	18	5,594	
	34	2	2			2			2	2				2	4,166	
	35	4	4			4			4	4				4	4,333	
	36	11	10	1		11			11	11		2		9	6,880	
	37	10	8	2		10			10	10		2		8	6,337	
	38	10	10			10	2	2	10	10				9	6,111	
	39	5	5			5			5	5				5	6,840	
	40	6	6			6	1		6	6				6	4,416	
	41	5	5			5	1	1	5	5				5	5,900	
	42	11	9	2		11			11	11		1		8	8,225	
	43	18	11	7	1	18	6		16	16			46.00	10	6,380	
	44	6	4	2		6			6	6				3	4,133	
	45	9	8	1		9			9	9				8	4,687	
	46	8	7	1	1	8			7	7				8	4,550	
	47	7	7			7			7	7				6	4,900	
	48	13	9	3		13	1	1	12	12	1		3	4,333		
	49	1	1			1			1	1				1	5,428	
	50	1	1			1			1	1				1	5,950	
	51	7	7			7	2	1	9	9	1			7	5,428	
	52	19	16	3		19	3	1	19	19	1			16	5,950	
	53	3	3			3			3	3				3	3,000	
	54	3	3			3	1	1	3	3				3	8,000	
	55	3	3			3			3	3				3	3,666	
	56	3	3			3	2	1	8	8				8	5,062	
	57	8	8			8			8	8				8	5,212	
	58	26	24	2		26	1	1	26	26	1	2		23	5,260	
	59	15	13	2		15			14	14				13	6,807	
	60	4	4			4			4	4				4	3,000	
	61	30	22	7		30	4		29	29	1		43.57	19	4,342	
	62	17	15	2		17			16	16				14	7,557	
	63	15	10	5	1	15	1		11	11	1			11	6,636	
	64	4	4			4			4	4				4	6,550	
	65	2	2			2			2	2				2	6,550	
	66	21	19	2		21			21	21				21	5,952	
	67	8	7	1	2	8	1	1	7	7	2	1	4	7	5,214	
	68	10	10			10			10	10				10	5,740	
	69	6	5	1		6			6	6				5	5,300	
	70	1	1			1			1	1				1	3,000	
	71	4	4			4	1	1	3	3				2	8,000	
	72	8	8			8			8	8				8	3,666	
	73	9	3	5		9	7	1	8	8				8	5,062	
	74	8	8			8			8	8				8	5,212	
	75	9	3	5		9	7	1	8	8				8	5,062	
	76	5	5			5			5	5				5	6,807	
	77	14	13	1		14			13	13				13	3,000	
	78	12	11	1		12	1	1	12	12	1			11	8,000	
	79	9	8	1		9			9	9				8	3,666	
	80	9	7	2		9			9	9				7	5,062	
	81	9	8	1		9			8	8				8	5,212	
	82	2	2			2			2	2				2	6,807	
	83	4	4			4			4	4				4	3,000	
	84	8	8			8	6	1	8	8				8	8,000	
	85	9	3	5		9	7	1	8	8				8	3,666	
	86	8	7	1		8			8	8				8	5,062	
	87	7	7			7			7	7				7	5,212	
	88	21	19	2		21			21	21				21	6,807	
	89	5	5			5			5	5				5	3,000	
	90	16	1	15		16	12	1	16	16				16	8,000	
	91	14	13	1		14			13	13				12	4,225	
	92	12	11	1		12	1	1	12	12	1			11	3,709	
	93	9	8	1		9			9	9				8	4,625	
	94	9	7	2		9			9	9				7	4,642	
	95	9	8	1		9			8	8				7	3,585	
	96	2	2			2			2	2				2	4,550	
	97	4	4			4	1	1	3	3				4	4,550	
	98	8	7	1		8			8	8				8	4,557	
	99	7	7			7			7	7				7	5,600	
	100	4	4			4			4	4				4	4,345	
	101	29	21	7		29	8		25	25				25	4,916	
	102	8	7	1		8			7	7				7	3,890	
	103	10	10			10			10	10				10	4,833	
	104	6	5	1		6			6	6				6	5,200	
	105	1	1			1			1	1				1	4,557	
	106	4	4			4			4	4				4	5,600	
	107	8	8			8	6	1	8	8				8	4,345	
	108	9	3	5		9	7	1	8	8				8	4,916	
	109	8	7	1		8			8	8				8	3,890	
	110	7	7			7			7	7				7	4,833	
	111	21	19	2		21			21	21				21	5,200	
	112	5	5			5			5	5				5	4,833	
	113	16	1	15		16	12	1	16	16				16	5,200	
	114	14	13	1		14			13	13				12	4,225	
	115	12	11	1		12	1	1	12	12	1			11	3,709	
	116	9	8	1		9			9	9				8	4,625	
	117	9	7	2		9			9	9				7	4,642	
	118	9	8	1		9			8	8				7	3,585	
	119	2	2			2			2	2				2	4,550	
	120	4	4			4	1	1	3	3				4	4,550	
	121	8	7	1		8			8	8				8	4,557	
	122	7	7			7			7	7				7	5,600	
	123	11	11			11			11	11				11	4,345	
	124	12	11	1		12	2	1	11	11				11	4,916	
	125	9	7	2		9			9	9				8	3,890	
	126	11	10	1		11			11	11				10	4,833	
	127	8	7	1		8			8	8				8	4,833	
	128	6	6			6			6	6				6	4,833	
	129	5	4	1		5			5	5				4	5,200	

¹For renter - occupied dwelling units and vacant nonseasonal not dilapidated units, for rent.
²For owner - occupied dwelling units and vacant nonseasonal not dilapidated units, for sale only.

Table 3.—CHARACTERISTICS OF HOUSING FOR CENSUS TRACTS, BY BLOCKS: 1950—Con.

Census tract	Block	All dwelling units by occupancy and tenure					All dwelling units by condition and plumbing facilities			Occupied dwelling units			Contract monthly rent ¹		Value ² of one-dwelling-unit structures	
		Total	Owner occupied	Renter occupied	Vacant non-seasonal not dilap., for rent or sale	Other vacant and non-resident	Number reporting	No private bath or dilap.	No running water or dilap.	Total	Persons per room	Occupied by non-white	Number reporting	Average monthly rent (dollars)	Number reporting	Average value (dollars)
6	131	4	4			4			4	4				4	3,725	
	132	4	3	1		4		1	4	4		1		3	4,166	
	133	2														
	134	4														
	135	1														
	136	4	4			4			4	4				4	5,875	
	137	6	6			6			6	6				6	6,166	
	138	11	8	3		11			11	11		3	4,333	6	5,500	
	139	11	9	1		11		1	10	10		1		9	4,922	
	140	12	6	6		12		3	12	12		5	3,400	6	7,050	
	141	6	5			6		3	5	5		2		4	4,775	
	142	7	3	4		7			7	7				3	5,333	
	143	14	10	4		14			14	14		4	4,000	7	5,333	
	144	11	10			11		1	10	10		3	4,066	8	4,814	
	145	14	8	6		14		1	14	14		5	6,060	10	5,440	
	146	10	6	4		10			10	10		4	5,375	7	6,985	
	147	10	9	1		10			10	10		4	5,375	9	4,250	
	148	15	11	3	1	15		1	14	14		1	17.66	9	4,533	
	149	13	12	1		13			13	13		3		9	4,800	
	150	3	2	1		3			3	3		1		2	5,483	
	151	8	7	1		8			8	8		1		7	7,142	
	152	9	8	1		9		1	9	9		1		8	5,750	
	153	6	4	2		6			6	6				3	5,666	
	154	7	7			7			7	7				7	5,571	
	155	5	4	1		5		2	5	5		1		3	3,800	
	156	3	3		1	3			3	3						
	157	5	3	2		5			5	5		1		2	5,900	
	158	5	5			5			5	5		2		5	4,771	
	159	10	7	3		10		1	9	9		2		7	5,410	
	160	14	10	4	1	14			13	13		2		10	5,410	
	161	7	2	4	1	5			6	4		4	3,250	1		
	162	10	4	6		10		1	10	10		1		6	6,666	
	163	4	3	1		4			4	3		6	3,283	3	5,250	
	164	6	6			6			6	6				4	5,250	
	165	2												6		
	166	7	7			7			7	7				7	6,428	
	167	5	5			5			5	5				5	4,660	
	168	2														
	171	1														
	172	9	3	5	1	9		3	8	8		5	3,500	1		
	173	20	12	6	1	20			18	18		6	5,750	10	5,480	
	174	6	6			6			6	6				6	5,400	
	175	9	7	2		9			9	9		2		6	5,400	
	176	12	12			12			12	12				12	6,750	
	177	10	10			10			10	10		1		10	5,280	
	178	17	13	4		17			17	17		4	4,000	13	4,820	
	179	17	15	2		17			17	17		1		14	4,761	
	180	18	11	7		18		1	17	17		5		10	5,221	
	181	27	16	10	1	27		7	26	26		1	2,600	11	4,700	
	182	17	14	3	1	17		1	16	16		2	2,681	11	5,090	
	183	17	12	4	1	17		1	16	16		4	2,950	13	4,330	
	184	18	17	1		18		1	18	18		1		16	4,775	
	185	14	14			14		1	14	14				12	4,708	
	186	17	15	2		17			17	17		2		15	4,713	
	187	20	15	5		20		2	20	20		5	4,540	14	4,964	
	188	13	13			13			13	13		1		13	4,123	
	189	9	7	2		9			9	9		2		7	4,185	
	190	19	15	4		19			17	17		2		15	4,180	
	191	14	10	4	1	14		1	13	13		3	4,500	8	5,962	
	192	16	13	3		16			16	16		3	2,833	13	5,000	
	193	16	15	1		16			16	16		1		14	4,157	
	194	5	4	1		5			5	5		1		4	5,500	
	195	14	13	1		14			14	14		1		12	4,458	
	196	14	11	3		14			14	13		2		11	3,990	
	197	11	7	4		11			10	10		2		6	4,137	
	198	16	10	6	1	16			14	14		2	3,500	11	4,827	
	199	20	17	3	1	20			20	20		1		15	3,926	
	200	19	18	1		19		1	19	19		1		18	5,161	
	201	9	6	3		9		1	8	8		2		6	4,166	
	202	14	11	3	1	14		1	14	14		3	3,000	10	5,400	
	203	9	7	2		9			9	9		2		7	7,071	
	204	9	8	1		9		1	9	9		1		8	4,250	
	205	7	6	1		7			7	7				6	4,133	
	206	4	3	1		4		1	4	4		1		2		
	207	1														
	208	1														
	209	2														
	213	1														
	216	5	2	3		5		2	5	5		3	3,000	2		
	218	7	5	2		7		3	7	7		2		5	3,500	
	219	8	5	1	1	8		1	7	7		1		6	4,766	
	220	1														
	221	14	12	2		13			14	14		1		10	6,500	
	222	10	8	2		10			10	10		2		8	6,900	
	223	4	4			4			4	4				4	6,900	
	224	12	6	6		12			12	12		6	3,283	4	7,125	
	225	5	5			5			5	5				5	8,416	
	226	11	5		2	11			5	5				5	9,060	
														7	6,285	

¹For renter - occupied dwelling units and vacant nonseasonal not dilapidated units, for rent.
²For owner - occupied dwelling units and vacant nonseasonal not dilapidated units, for sale only.

HOUSING—BLOCK STATISTICS

Table 3.—CHARACTERISTICS OF HOUSING FOR CENSUS TRACTS, BY BLOCKS: 1950—Con.

Census tract	Block	All dwelling units by occupancy and tenure					All dwelling units by condition and plumbing facilities			Occupied dwelling units			Contract monthly rent ¹		Value ² of one-dwelling-unit structures		
		Total	Owner occupied	Renter occupied	Vacant non-seasonal not dilap., for rent or sale	Other vacant and non-resident	Number reporting	No private bath or dilap.	No running water or dilap.	Total	Persons per room		Occupied by non-white	Number reporting	Average monthly rent (dollars)	Number reporting	Average value (dollars)
											Number reporting	1.51 or more					
6	227	10	7	1		2	10		8	8			1		7	6,328	
	228	4	4				4		4	4					4	5,000	
	229	8	6	2			8		8	8			1		6	4,133	
	230	7	7				7		7	7					7	3,742	
	231	6	6				6		6	6					6	5,000	
	232	6	6				6		6	6					6	4,460	
	233	3	3				3		3	3					3	7,136	
	234	3	3				3		3	3					3	7,000	
	235	3	3				3		3	3					3	5,662	
	236	4	4				4		4	4					4	2,750	
	237	5	5				5		5	5					5	4,900	
	238	4	4				4		4	4					4	4,733	
	239	5	5				5		5	5					5	4,200	
	240	4	4				4		4	4					4	4,100	
	241	7	7				7		7	7					7	6,125	
	242	8	8				8		8	8					8	4,500	
	243	4	4				4		4	4					4	5,500	
	244	5	5				5		5	5					5		
	245	7	7				7		7	7					7		
	246	8	8				8		8	8					8		
	247	5	5				5		5	5					5		
	248	2	2				2		2	2					2		
	249	4	4				4		4	4					4	8,375	
	250	9	9				9		9	9					9	9,175	
	251	3	3				3		3	3					3	6,492	
	252	10	10				10		10	10					10	5,715	
	253	11	11				11		11	11					11	4,654	
	254	12	12				12		12	12					12	4,266	
	255	11	11				11		11	11					11	6,472	
	256	12	12				12		12	12					12	5,088	
	257	11	11				11		11	11					11	4,388	
	258	10	10				10		10	10					10		
	259	9	9				9		9	9					9	2,766	
	260	14	14				14		14	14					14	5,460	
	261	11	11				11		11	11					11	5,166	
	262	13	13				13		13	13					13	3,966	
	263	7	7				7		7	7					7	5,152	
	264	6	6				6		6	6					6	6,842	
	265	23	23				23		23	23					23	6,475	
	266	7	7				7		7	7					7	6,178	
	267	18	18				18		18	18					18	6,214	
	268	11	11				11		11	11					11	6,333	
	269	18	18				18		18	18					18		
	270	20	20				20		20	20					20		
	271	25	25				25		25	25					25		
272	22	22				22		22	22					22			
273	9	9				9		9	9					9	5,675		
274	6	6				6		6	6					6	4,375		
7	1	8	7	1		8		8	8	7			1		7	9,785	
	2	13	12	1		13		13	13	13				12	9,666		
	3	13	7	5	1	13	6	1	12	12			1	4	2,500		
	4	7	8			7			7	7					7	10,785	
	5	13	8	5		11			13	12			1	5	7,160		
	6	17	15	1		17			16	16					14	9,964	
	7	18	17	1		18		1	17	17					16	10,418	
	8	11	11			11			11	11					10	8,680	
	9	10	11	1		13			12	12				1	12	13,916	
	10	11	11			11			11	11					11	8,390	
	11	12	12			14			14	14					12	10,100	
	12	13	6			6			6	6					6	8,333	
	13	6	6			6			6	6					6	7,950	
	14	12	9			12			12	12					9	10,055	
	15	12	6			12			12	12					12	10,825	
	16	13	12			13			13	13					10	8,580	
	17	13	10			13			12	12					3	4,100	
	18	11	9			11			11	10					1	7,477	
	19	5	4			5			5	5					1	9,000	
	20	8	8			8			8	8					3	5,500	
	21	3	3			3			3	3					5	6,200	
	22	9	8			9			9	9					8	7,987	
	23	6	4			6			6	6					4	7,37	
	24	11	11			11			11	11					10	8,100	
	25	7	6			7			7	7					6	7,683	
	26	5	4			5			5	5					3	6,400	
	27	7	7			7			7	7					3	6,471	
	28	5	4			5			5	4					5	1,180	
	29	5	5			5			5	5					5	1,140	
	30	7	7			7			7	7					7	7,642	
	31	30	29			30		1	30	30					28	8,996	
	32	10	10			10			10	10					10	8,500	
33	10	9			10			10	9					10	7,550		
34	19	18			19			19	18					19	8,055		
35	13	13			13			13	13					13	10,416		
36	18	18			18			18	18					18	8,200		
37	25	23			25			25	24					23	9,518		
38	13	9			13			13	12					13	8,270		
39	16	16			16			16	16					16	8,325		
40	17	15			17			17	17					16	7,620		
41	12	10			12			12	11					10	8,660		
42	19	18			19			19	19					18	7,766		
43	15	13			15			15	15					13	8,607		

¹For renter - occupied dwelling units and vacant nonseasonal not dilapidated units, for rent.
²For owner - occupied dwelling units and vacant nonseasonal not dilapidated units, for sale only.

Table 3.—CHARACTERISTICS OF HOUSING FOR CENSUS TRACTS, BY BLOCKS: 1950—Con.

Census tract	Block	All dwelling units by occupancy and tenure					All dwelling units by condition and plumbing facilities			Occupied dwelling units			Contract monthly rent ¹		Value ² of one-dwelling-unit structures		
		Total	Owner occupied	Renter occupied	Vacant non-seasonal not dilap., for rent or sale	Other vacant and non-resident	Number reporting	No private bath or dilap.	No running water or dilap.	Total	Persons per room		Occupied by non-white	Number reporting	Average monthly rent (dollars)	Number reporting	Average value (dollars)
											Number reporting	1.51 or more					
7	44	16	16						16	16					16	8,462	
	45	10	7	1		2			10	8			1		7	8,600	
	46	1															
	47	8	8						8	8					8	10,687	
	48	4	3	1					4	4			1		3		
	49	5	4		1				5	4					2	8,833	
	50	31	29	1	1			3	30	30		1	1		30	9,923	
	51	10	10						10	10					10	10,790	
	52	22	19	2		1		1	22	21			1		18	8,450	
	53	15	13	1		1			15	14			1		13	8,669	
	54	12	10	2					12	12			2		10	7,990	
	55	10	10						10	10					10	9,030	
	56	22	19	2	1				22	21			2		20	9,510	
	57	10	9	1					10	10					9	9,311	
	58	7	6	1					7	7					6	8,233	
	59	48	44	2	2				48	46	1		2		43	8,151	
	60	11	11						10	11					11	11,454	
	61	34	32	1	1				33	33	1		1		31	11,767	
	62	16	16						16	16					16	11,625	
	63	19	19						18	19					19	10,563	
	64	10	9	1					9	10					9	10,277	
	65	14	12	1		1			14	13			1		12	9,775	
	66	13	13						13	13	1				12	7,900	
	67	24	21	3					24	24			3	6333	20	8,915	
	68	8	8						8	8					8	8,062	
	69	14	13	1					14	14			1		13	8,523	
	70	8	8						8	7					8	8,687	
	71	13	13						13	13					12	9,458	
	72	9	9						8	9					8	8,687	
	73	13	11	2				2	13	12			2		10	7,930	
	74	16	14	2				1	16	16			2		13	7,892	
	75	6	6						6	6					6	6,266	
	76	17	14	3					17	17			2		13	7,730	
	77	11	10	1					11	11					9	7,966	
	78	11	10	1					11	11					10	6,900	
	79	7	6	1					7	7					6	8,066	
	80	8	7	1					8	8			1		7	7,128	
	81	17	16	1					17	17			1		16	10,537	
	82	21	19	2				1	21	21			2		19	5,542	
	83	17	14	1	1	1		2	15	15	1		1		13	5,923	
	84	20	17	3					20	20			3	3466	17	6,058	
	85	15	13	2					15	15			2		13	7,530	
	86	16	12	4				1	16	16	1		3	3666	11	5,609	
	87	16	13	1	1	1			14	14					12	5,500	
	88	17	16	1					17	17			1		16	6,593	
	89	12	9	3				1	12	12			2		9	6,944	
	90	12	8	3		1			11	11			2		7	7,357	
	91	10	9	1					10	10			1		9	8,944	
	92	10	8	2					10	10			1		8	7,125	
	93	36	32	4				2	36	36	1		4	5425	32	6,137	
	94	17	13	2	1	1			17	15			2		13	8,153	
	95	31	28	4					31	30			2		26	8,400	
	96	27	21	2					27	25			3	5500	19	8,594	
	97	5	3	2					5	5			1		2		
	98	1	1														
	99	11	9	1		1			11	10			1		9	7,555	
	100	12	8	3	1				12	11			2		8	6,537	
	101	6	5	1				1	6	6			1		5	5,100	
	102	5	4	1					5	5			1		3	4,333	
	103	68	63	5					68	67	1		5	4500	60	7,803	
	104	1															
	105	10	9	1				1	10	10			1		8	6,412	
	106	9	9						9	9					8	6,125	
	107	15	13	1	1				14	14			1		11	4,954	
	108	23	18	5					23	23			5	3760	18	4,472	
	109	17	17						17	17					17	5,311	
	110	18	17						18	17					9	5,455	
	111	28	21	8				1	28	25			4	3920	18	6,377	
	112	22	17	5					22	22			4	4375	15	6,377	
	113	20	17	2					20	22	1		4	4250	15	6,460	
	114	15	14	1					15	15			1		13	6,338	
	115	17	16	1					17	17			1		16	5,475	
	116	14	13	1					14	14			2		15	5,426	
	117	14	13	1					14	14			1		13	6,269	
	118	19	18						19	17			1		18	6,055	
	119	15	14	1				1	15	13			2		13	7,146	
	120	24	20	4	2				24	24			4	3750	19	5,747	
	121	27	22	5					27	27			5	3400	21	6,023	
	122	27	24	2					26	26			2		24	5,079	
	123	13	12	1					13	13			1		12	5,750	
	124	11	7	4					11	11			1	4233	7	5,214	
	125	23	18	3					23	21			2		19	6,410	
	126	24	19	2					24	24			4	3275	15	4,953	
	127	18	15						17	15					15	4,860	
	128	13	9	2	1	2			11	11			2		11	5,481	
	129	36	32	3					35	35			3	4300	29	5,913	
	130	18	17	1					18	18			1		17	6,294	

¹For renter - occupied dwelling units and vacant nonseasonal not dilapidated units, for rent.
²For owner - occupied dwelling units and vacant nonseasonal not dilapidated units, for sale only.

HOUSING—BLOCK STATISTICS

Table 3.—CHARACTERISTICS OF HOUSING FOR CENSUS TRACTS, BY BLOCKS: 1950—Con.

Census tract	Block	All dwelling units by occupancy and tenure					All dwelling units by condition and plumbing facilities			Occupied dwelling units			Contract monthly rent ¹		Value ² of one-dwelling-unit structures	
		Total	Owner occupied	Renter occupied	Vacant non-seasonal not dilap. for rent or sale	Other vacant and non-resident	Number reporting	No private bath or dilap.	No running water or dilap.	Total	Persons per room		Number reporting	Average monthly rent (dollars)	Number reporting	Average value (dollars)
											Number reporting	1.51 or more				
7	132	17	17						17	17					17	6,576
	133	21	20	1					21	21	1	1		20	5,355	
	134	29	26	1	1	1			29	27		1		27	6,262	
	135	6	6						6	6				6	5,333	
	136	17	12	4	1	1			16	16	1	4	437.5	13	4,430	
	137	17	14	1		1			15	15		1		15	5,506	
	138	18	16		2				16	16				17	6,441	
	139	23	21	2					23	23		2		20	5,765	
	140	31	24	7					31	31		6	415.0	24	5,666	
	141	24	19	5					24	24	1	4	370.0	18	4,888	
	142	23	20	3					23	23		3	280.0	19	5,421	
	143	22	19	3					22	21		3	275.6	18	5,305	
	144	30	21	9					30	30	1	8	387.5	19	6,289	
	145	26	19	6	1				25	25	1	5	356.0	20	5,400	
	146	16	9	4		2			14	13		4	277.5	9	5,033	
	147	15	12	3					14	15		3	266.6	12	5,458	
	148	3	2	1					3	3		1		2		
	8	1	12	11	1				12	12		1	1		11	7,090
2		8	7	1				8	7		1	1		7	9,285	
3		20	13	7				20	20	2	7	431.4	11	9,090		
4		16	15	1				16	16				15	11,700		
5		63	33	28	2			61	59			29	758.2	32	9,753	
6		19	8	11				19	19			10	595.0	7	7,928	
7		24	2	22				24	24	1		22	828.1	2		
8		7	4	3				7	7			3	253.3	3	7,500	
9		20	19	1				20	20	1		1		17	6,852	
10		21	17	3		1		20	20			3	516.6	16	6,843	
11		14	14					14	14					14	7,935	
12		12	12					12	12					12	7,391	
13		20	15	5				20	20			5	500.0	13	6,900	
14		28	18	10				28	28			15	421.3	11	7,318	
15		10	10		1			10	10			1		10	10,111	
16		16	12	4				16	15	1		4	417.5	12	7,691	
17		16	13	3				16	16			4	416.6	11	7,863	
18		16	16					16	16			3		16	7,675	
19		19	16	3				19	17			3		16	7,651	
20		19	16	3				19	19			1	366.6	16	7,566	
21		9	8	1				9	9			1		8	6,812	
22		7	6	1				7	7			1		6	7,366	
23		4	4					4	4					4	8,000	
24		12	12					12	12					12	9,366	
25		8	7	1				8	8			1		7	9,285	
26		14	12	2				14	14			2		12	7,258	
27		14	13	1				14	13			1		13	8,007	
28		15	13	2				15	13			1		14	7,850	
29		18	13	4		1		18	17			4	750.0	14	9,835	
30		21	21					21	21					21	10,147	
31		10	9	1				10	10			1		8	5,812	
32		21	21					21	21	1				21	9,919	
33		6	4	2				6	6			2		3	9,333	
34		15	12	3				15	15			2		10	7,800	
35		16	15	1				16	16					14	7,714	
36		109	35	69		4	1	108	104			69	731.5	34	9,079	
37		17	17					17	17	1				17	7,764	
38		11	10	1		1		11	10					11	7,318	
39		24	21	3				23	24	1		3	450.0	21	7,538	
40		17	16	1				17	17			1		15	11,740	
41		14	11	3				13	14	2		3	450.0	11	6,654	
42		14	13	1				14	14					11	8,945	
43		23	16	5				22	19			5	624.0	13	10,230	
44		22	16	5		2		22	21			4	215.0	13	7,758	
45		12	10	2		1		12	12			1		9	10,666	
46		16	15	1				16	16			1		15	13,233	
47		5	5					5	5					5	6,300	
48		10	4	6				10	10			6	310.0	3	5,566	
49		7	6	1				7	7			1		5	6,960	
50		19	14	5				18	19	2		2		11	7,000	
51		11	9	2				11	11			2		9	5,277	
52		9	6	3				9	8			3	503.3	5	6,000	
53		13	11	2				13	12		1	2		10	7,010	
54		11	11					11	10					11	9,500	
55		3	2	1		1		3	2					2		
56		12	11	1				12	12					9	10,500	
57		8	6	2				8	8			1		5	7,400	
58		73	53	9		8	3	72	59			7	671.4	57	8,310	
59		7	7					7	7					6	8,933	
60		10	8	2				10	10			2		8	10,987	
61		16	14	2				16	15			1		13	9,923	
62	10	8	1		1		10	9	1		1		8	8,650		
63	35	30	5				35	34			3	463.3	29	6,582		
64	12	10	1		1		12	11			2		9	6,055		
65	16	10	5				16	14			6	476.6	10	5,453		
66	15	12	3		1		15	15		2	3	433.3	11	6,863		
67	8	4	3				8	7			2		5	6,420		
68	5	5					5	5					5	6,260		

¹For renter - occupied dwelling units and vacant nonseasonal not dilapidated units, for rent.
²For owner - occupied dwelling units and vacant nonseasonal not dilapidated units, for sale only.

Table 3.—CHARACTERISTICS OF HOUSING FOR CENSUS TRACTS, BY BLOCKS: 1950—Con.

Census tract	Block	All dwelling units by occupancy and tenure					All dwelling units by condition and plumbing facilities			Occupied dwelling units			Contract monthly rent ¹		Value ² of one-dwelling-unit structures		
		Total	Owner occupied	Renter occupied	Vacant non-seasonal not dilap., for rent or sale	Other vacant and non-resident	Number reporting	No private bath or dilap.	No running water or dilap.	Total	Persons per room		Occupied by non-white	Number reporting	Average monthly rent (dollars)	Number reporting	Average value (dollars)
											Number reporting	1.51 or more					
8	70	12	4	7		1	12	2	2	11	11		7	47.00	2		
	71	5	3	2			5			5	5	1	2		3	5.833	
	72	5	4	1			5			5	5		1		3	8.000	
	73	8	7			1	8			7	7				7	9.500	
	74	3	2		1		3			2	2				3	22.833	
	75	23	17	6			22	4	2	23	23	1	4	28.50	14	11.071	
	76	15	15				14			15	15				15	9.766	
	77	6	5	1			6			6	6				5	9.400	
	78	17	13	3	1		17	2		16	16	2	1	3	3	8.330	
	79	19	10	8	1		13	1		18	18		7	41.14	13	8.188	
	80	13	9	3		1	12			12	12		3	63.33	9	6.675	
	81	6	2	4			6	2	2	6	6		4	38.75	2		
	82	13	8	3	2		12	3	1	11	10		5	43.60	6	6.483	
	83	6	2	4			6	4	4	6	6	1	4	25.00	2		
	84	12	10	2			12			12	12		1		10	6.130	
	85	15	6	9			15	1	1	15	15		9	47.55	6	7.166	
	86	16	14	2			16			16	16		2		12	5.875	
	87	16	12	4			16			16	16	1	4	76.25	12	8.416	
	88	17	13	3	1		17			16	16		4	75.00	11	10.545	
	89	10	10				10			10	10		3		9	8.133	
	90	21	18	3			21			21	20		2		17	7.400	
	91	18	15	3			18			18	17		3	34.33	15	7.020	
	92	14	11	2	1		13	2	2	13	13		1		12	7.950	
	93	5	5				5			5	5				5	8.200	
	94	16	6	7	2	1	16	2	1	13	13		8	34.87	7	5.857	
	95	19	13	5		1	19	5	1	18	18		5	25.20	11	7.309	
	97	1	3	6			9			9	9		6	56.66	1		
	98	9	6	3			9			9	9		6		1		
	99	1	1	1			1			1	1		6		1		
	100	46	26	19		1	46	1	1	45	45		19	79.21	25	6.456	
	101	31	19	12			31	1	1	31	31		10	59.30	17	6.882	
	102	10	9	1			10	1	1	10	10		1		9	5.200	
	103	3	3				3			3	3				3	8.333	
	104	3	2		1		3	1	1	2	2				3	5.900	
	106	5	5				5			5	5				5	9.600	
	107	2	2				2			2	2						
	108	2	2				2			2	2						
	109	15	13	2			15			15	14		2		13	7.107	
	110	10	7	3			10	1	1	10	10		3	37.33	6	5.000	
	111	14	11	3			14			14	13		3	50.66	11	7.000	
	112	15	11	4			15			15	15		3	64.33	11	6.227	
	113	15	11	2	2		15	3		13	13		4	30.25	9	6.411	
	114	27	23	1	1		27			26	26				26	7.461	
	115	13	12	1			13			13	13		1		12	6.616	
	116	14	10	3	1		14			13	13		3	39.66	11	5.736	
	117	15	14	1			15			15	15	1	1		14	5.585	
	118	16	13	2	1		16			15	15		2		13	5.976	
	119	21	17	3		1	21	3	1	20	20		3	38.66	16	4.700	
	120	13	10	2	1		13	2		12	12		3	33.33	8	6.337	
	121	5	2	3			5			5	5	1	3	31.00	2		
	122	2					2			2	2						
	123	1					1			1	1						
	124	10	8	2			10			10	10		1		5	7.500	
	125	18	13	5			16	1		18	16		5	28.00	11	6.727	
	126	26	18	7	1		26			25	25		7	51.71	16	7.362	
	127	10	10				9			10	10				10	6.990	
	128	1					1			1	1						
	129	8	7	1			8			8	8		1		7	6.828	
	130	9	9				9			9	9				9	7.244	
	131	9	8			1	9			8	8				8	12.937	
	132	8	8				8			8	8				8	8.500	
	133	7	6	1			7			7	7		1		6	9.000	
	134	11	10	1			11			11	11		1		10	7.200	
	135	13	6	6		1	13	4		12	12		6	29.33	5	8.700	
	136	8	7		1		8			7	7		1		7	6.742	
	137	52	24	27	1		52			51	50		26	72.88	23	8.339	
	138	37	26	10	1		36	2	2	36	36		11	61.27	24	6.120	
	139	10	9	1			10			10	10	1	1		9	5.088	
	140	13	13				13			13	13				13	6.976	
	141	13	12	1			13	1	1	13	13		1		11	7.727	
	142	9	8	1			9			9	9		1		8	5.875	
	143	14	12	1		1	14	1	1	13	13		1		11	5.681	
	144	15	11	4			15			15	15		4	58.75	11	6.509	
	145	16	11	5			14			16	16		5	46.40	10	7.500	
	146	6	6				6			6	6				5	6.000	
	147	7	4	3			7	1	1	7	7		3	32.66	4	7.250	
	148	16	11	4		1	16	1	1	15	15		4	45.75	11	5.981	
	149	6	6				6			6	6				5	5.500	
	150	11	9	2			11			11	11		1		9	6.222	
	151	19	16	2	1		17			18	18	1	1		14	4.957	
	152	13	13				13			13	13				12	7.116	
	153	16	10	6			16	3	2	16	16	1	6	42.16	10	6.300	
	154	10	8	1		1	10			9	9		1		8	6.387	
	155	13	8	5			13	6	1	13	13		5	33.80	7	6.214	
	156	7	7				7			7	7				7	7.928	
	157	14	12	1	1		14	1	1	13	13		1		11	6.536	
	158	27	23	4			27			27	27		4	42.50	21	6.476	

¹For renter - occupied dwelling units and vacant nonseasonal not dilapidated units, for rent.
²For owner - occupied dwelling units and vacant nonseasonal not dilapidated units, for sale only.

HOUSING—BLOCK STATISTICS

Table 3.—CHARACTERISTICS OF HOUSING FOR CENSUS TRACTS, BY BLOCKS: 1950—Con.

Census tract	Block	All dwelling units by occupancy and tenure					All dwelling units by condition and plumbing facilities			Occupied dwelling units			Contract monthly rent ¹		Value ² of one-dwelling-unit structures		
		Total	Owner occupied	Renter occupied	Vacant non-seasonal not dilap., for rent or sale	Other vacant and non-resident	Number reporting	No private bath or dilap.	No running water or dilap.	Total	Persons per room		Occupied by non-white	Number reporting	Average monthly rent (dollars)	Number reporting	Average value (dollars)
											Number reporting	1.51 or more					
8	159	21	19	1		1			20	20			1	3 4.20	19	6,215	
	160	20	12	3	1	1		3	18	18			5		10	4,690	
	161	11	7	3		1			10	10			2		4	9,500	
	162	16	15	1				4	16	16			1		14	7,450	
	163	18	18						18	18					16	8,006	
	164	16	15	1					16	16					14	6,250	
	165	17	15	2					17	17					14	7,771	
	166	15	13	2					15	15					13	9,184	
	167	16	16					1	16	16					16	8,225	
	168	16	14	2					16	16					13	7,353	
	169	3	2	1					3	3					2		
	170	31	29	2					31	31					26	9,492	
	171	14	12	2					14	13					12	5,875	
	172	12	10	2				1	12	11					9	4,555	
	173	30	25	5					30	30					4	5,545	
	174	4	3	1					4	4					3	6,500	
	175	7	7						7	7					1	5,971	
	176	12	11				1		11	11					10	4,630	
	177	11	6	5					11	11			1		5	4,800	
	178	34	22	11		1			33	30					9	5,847	
179	11	4	7					9	11				7	3,271			
9	1	17	14	3				16	17	16			3	49.33	12	7,250	
	2	16	9	6				15	15	15			6	49.16	9	7,222	
	3	18	13	5			1		18	18			5	43.60	13	6,184	
	4	23	14	8			1		23	22		1	8	42.12	13	7,076	
	5	20	19						19	18				16	7,256		
	6	28	18	10					28	28				10	6,500		
	7	17	15	2					17	17				2	6,735		
	8	13	12				1		13	12				8	6,818		
	9	16	8	8					16	16				8	6,000		
	10	17	10	7					17	17				7	4,842		
	11	17	13	4					17	17			1	4	3,750		
	12	10	8	1		1			9	9				1	4	5,500	
	13	6	6						6	6				6	5,333		
	14	13	9	4					13	13				4	5,735		
	15	16	11	5					16	16				4	5,575		
	16	15	12	3			1		14	14				1	11	5,954	
	17	18	11	6					18	17			1	6	3,416		
	18	20	10	9			1		20	19				9	3,255		
	19	21	7	14		1			21	21				14	3,264		
	20	18	17						18	18				1	17	6,547	
	21	8	5	3					8	8				2	5	4,900	
	22	6	5	1					6	6				1	5	7,260	
	23	16	11	5					16	16				4	4	5,888	
	24	15	10	5					15	15				4	4	5,687	
	25	20	14	6					20	20				6	6	6,857	
	26	22	16	6					22	22				5	5	6,857	
	27	18	13	5					18	18				1	14	7,128	
	28	21	17	3					21	20				5	5	7,950	
	29	22	17	5			1		22	22				3	3	4,566	
	30	27	22	5					27	27				5	5	4,900	
	31	17	13	4					17	17				3	3	5,000	
	32	21	18	3					21	20			1	2	2	3,500	
	33	17	16	1					17	17				1	1	6,330	
	34	11	11						11	11				1	1	6,608	
	35	15	11	3					15	14				3	3	7,750	
	36	31	23	8		1			31	31				4	4	5,433	
	37	6	4	2					6	6				1	1	5,125	
	38	28	21	6					28	27				5	5	6,666	
	39	14	11	2			1		14	13				2	2	7,290	
	40	11	10	1					11	11				2	2	6,272	
41	17	12	5					17	17				5	5	6,570		
42	21	17	4					21	21				3	3	5,520		
43	19	16	3					19	19				2	2	3,000		
44	19	15	4					19	19				3	3	3,666		
45	14	12	2					14	14				4	4	5,500		
46	18	13	5					18	18				2	2	8,115		
47	21	19	1					21	20				3	5	6,441		
48	16	15	1			1		16	18				1	1	5,220		
49	18	18				1		18	15				1	1	8,289		
50	2							2	18				1	1	9,033		
51	9	8	1					9	9				2	2	8,405		
52	16	13	3					16	16				1	1	7,728		
53	21	19	2					21	19				2	2	8,307		
54	25	21	4					25	25				4	4	8,478		
55	14	13	1					14	14				1	1	7,346		
56	16	16						16	14				3	3	8,038		
57	15	12	3					15	14				1	1	7,500		
58	22	17	4			1		22	21				3	3	8,666		
59	18	15	3					18	20				3	3	8,666		
60	16	16						16	18				3	3	6,700		
61	12	10	2					12	12				2	2	8,857		
62	17	16	1					17	17				2	2	7,193		
63	24	23	1					24	24				3	3	9,044		

¹For renter - occupied dwelling units and vacant nonseasonal not dilapidated units, for rent.
²For owner - occupied dwelling units and vacant nonseasonal not dilapidated units, for sale only.

Table 3.—CHARACTERISTICS OF HOUSING FOR CENSUS TRACTS, BY BLOCKS: 1950—Con.

Census tract	Block	All dwelling units by occupancy and tenure					All dwelling units by condition and plumbing facilities			Occupied dwelling units			Contract monthly rent ¹		Value ² of one-dwelling-unit structures	
		Total	Owner occupied	Renter occupied	Vacant non-seasonal not dilap., for rent or sale	Other vacant and non-resident	Number reporting	No private bath or dilap.	No running water or dilap.	Total	Persons per room		Number reporting	Average monthly rent (dollars)	Number reporting	Average value (dollars)
											Number reporting	1.51 or more				
9	64	19	19						19	19					19	8,700
	65	18	18						18	18					18	7,833
	66	13	10	2	1				12	12					11	6,663
	67	61	4	51	6				55	55			56	7 076	3	8,333
	68	18	17	1					18	18			1		17	10,352
	69	11	7	3	1				10	10			4	41.75	6	10,466
	70	52	11	41					52	52			40	8 025	10	8,500
	71	10	9	1					10	10			1		8	10,975
	72	10	10						10	10					10	8,650
	73	16	11	5					16	15			5	5 540	10	7,770
	76	13	6	7					13	13			7	5 128	4	8,000
	77	1														
	78	16	11	4	1				16	14			4	5 875	11	6,345
	79	9	5	3	1				9	8			4	3 050	5	6,780
	80	15	4	11				13	15	13			11	3 272	3	4,333
	81	18	10	8					18	17			8	4 712	8	7,000
	82	19	13	6					17	17			6	3 500	11	7,181
	83	10	4	6					10	4	2		6	3 150	3	7,133
	84	11	9	2					11	11			2	6 262	8	7,625
	85	13	8	4		1		5	12	5			4	3 925	8	6,562
	87	16	13	3				3	15	3			3	5 400	13	6,884
	88	7	6	1					7	7			1		5	8,400
	89	17	12	5				1	17	1			4	3 250	9	5,222
	90	18	11	6	1			1	17	1			6	4 916	11	7,072
	91	7	5	2				2	7	2			2		5	5,740
	92	4	4						4	4					4	8,500
	93	12	12						12	12					12	7,000
	94	27	24	2	1				25	24			1		22	8,763
	95	2							2							
	96	10	10						10	10					10	8,250
	97	11	9	2					11	11			1		9	8,722
	98	21	8	12	1				21	20			12	6 750	9	7,900
	99	14	9	5					14	14			3	8 300	9	7,333
	100	18	15	3					18	18			3	7 166	14	7,271
	101	20	8	11	1				20	19	1		12	8 066	8	7,562
	102	28	12	14	2			1	27	26			15	6 333	11	7,681
	103	18	14	4					14	13			2	5 600	12	7,666
	104	13	11	2					13	13			2		11	8,318
	105	15	11	4					15	15			4	4 250	10	5,530
	106	11	10	1					11	11			1		10	7,000
	107	12	8	4					12	12			4	3 975	7	7,500
	108	18	16	2				7	18	7			2		16	5,906
	109	13	11	2		2			13	11			1		10	6,350
	110	21	9	9				10	21	10			9	3 555	11	5,709
	111	16	13	3					16	16			3	4 333	13	6,630
	112	20	15	4				4	20	19			4	3 550	13	6,730
	113	12	8	4		1		1	12	12			4	3 125	8	5,562
	114	12	10	2				1	12	11					9	5,222
	115	16	12	4				2	16	14			3	3 500	9	7,088
	116	13	12	1				2	13	12			1		11	8,272
	117	13	12			1			13	12					12	6,283
	118	14	10	4				2	14	14			2		9	6,455
	119	14	12	2					14	14			2		12	6,108
	120	14	9	5				2	14	14			5	2 900	6	6,250
	121	12	3	8	1			1	12	11			8	5 850	2	
	122	21	17	4					21	21			4	4 050	16	6,187
	123	86	69	15	2			2	86	84			16	6 012	65	7,721
	124	13	12	1					13	13			1		11	7,545
	125	33	17	16				2	33	33			16	6 518	16	7,750
	126	17	13	4					17	17			3	3 433	11	7,318
	127	12	8	3	1			1	12	11			2		8	8,062
	128	19	17	2					19	19			2		17	8,547
	129	25	23	1				1	25	24			1		23	7,469
	130	21	19	2					21	21			2		19	1,301
	131	18	15	3					18	18			3	4 500	15	7,800
	132	5	5						5	5					5	7,700
	133															
10	1	6	2	4				6	6	6			1	4	2	
	2	5	1	4				5	5	5				4	1	
	3	15	12	2				4	14	14			2		10	7,550
	4	14	12	1				1	13	13					12	7,458
	5	15	3	10	1			6	13	13			11	3 100	1	
	6	20	9	10				6	19	19			11	4 118	6	6,250
	7	6	5	1				6	6	6			1		5	6,400
	8	19	4	14				8	18	18			1	2 907	4	5,800
	9	6	5	1				1	6	6			1		5	5,300
	10	8	5	3				1	8	8			2		5	6,200
	11	24	11	12				3	23	23			11	3 600	8	5,062
	12	17	11	6				3	17	17			6	3 450	9	8,055
	13	20	16	3	1			1	19	19			4	5 500	13	6,153
	14	3	3						3	3					3	10,666
	15	8	6	2					8	8			2		5	5,700
	16	10	7					3	10	7					7	7,000
	17	6	4	2					6	6			1		4	7,375
	18	10	7	3				1	10	10			2		7	6,285
	19	5	5						5	5					5	5,600

¹For renter - occupied dwelling units and vacant nonseasonal not dilapidated units, for rent.
²For owner - occupied dwelling units and vacant nonseasonal not dilapidated units, for sale only.

HOUSING—BLOCK STATISTICS

Table 3.—CHARACTERISTICS OF HOUSING FOR CENSUS TRACTS, BY BLOCKS: 1950—Con.

Census tract	Block	All dwelling units by occupancy and tenure					All dwelling units by condition and plumbing facilities			Occupied dwelling units				Contract monthly rent ¹		Value ² of one-dwelling-unit structures	
		Total	Owner occupied	Renter occupied	Vacant non-seasonal not dilap., for rent or sale	Other vacant and non-resident	Number reporting	No private bath or dilap.	No running water or dilap.	Total	Persons per room		Occupied by non-white	Number reporting	Average monthly rent (dollars)	Number reporting	Average value (dollars)
											Number reporting	1.51 or more					
10	20	17	5	12					17	17			12	361.6	5	4,500	
	21	12	4	8					12	12			7	415.7	3	5,166	
	26	7	6	1					7	7			1		6	5,250	
	27	7	5	2				2	7	7			2		5	4,100	
	28	2															
	29	2															
	32	2															
	33	4	3	1				1	4	4			1		3	6,666	
	35	14	11	3					14	14			3	333.3	9	6,011	
	36	9	3	5	1				9	8			6	348.3	3	4,866	
	37	20	7	13					20	20			13	307.6	5	4,520	
	38	9	7	2					9	9		1	1		7	5,071	
	39	5	3	2					5	5			1		3	5,166	
	40	12	6	6					12	12		2	2	375.0	6	5,250	
	41	11	9	2					11	11			6		8	3,750	
	42	6	4	2					6	6			2		3	2,766	
	43	14	6	8				1	14	14	2		8	303.7	4	3,625	
	44	10	8	2					10	10			2		8	6,300	
	45	13	9	3	1				12	12			3	310.0	9	8,000	
	46	12	1	11					12	12		1	11	267.2	1		
	47	8	6	1				1	8	7			1		6	4,916	
	48	15	15						15	15					15	8,773	
	49	5	5						5	5					4	4,375	
	50	7	7						7	7					4	4,885	
	51	8	5	3					8	8			3	316.6	3	6,833	
	52	7	6	1				4	7	7			1		6	4,666	
	53	13	9	4					13	13		1	4	250.0	9	5,000	
	54	11	7	4					11	11		1	4	315.0	7	5,285	
	55	10	2	8					10	10			8	391.2	1		
	56	7	1	6	2			2	7	6		1	4	212.5	3	7,166	
	57	6	5	1					6	6			1		5	5,300	
	58	1															
	59	1	1														
	60	5	5						5	5			4	275.0	1		
	61	5	3	2					5	5			3		5	5,500	
	62	3	3						3	3			1	316.6			
	64	3	2	1					3	3			1		1		
	65	4	3	1				1	4	4			1		3	5,333	
	66	1							1	1							
	67	1	6						9	3		1	6	266.6	3	4,000	
	68	9	3	6					9	9							
	69	7	3	4					7	7			2		3	6,766	
	70	6	3	3				1	6	6			3	270.0	3	6,066	
	71	1	7						10	3			3	450.0	3	5,428	
	72	1	3						1	4			1		1		
	73	5	2	3				1	5	4			1		2	6,333	
	74	1	4						1	5			4	432.5	7	6,028	
	75	1	3						1	4		2	1		2		
	76	3	3						3	6			4	450.0	3	4,996	
	77	6	2	4				1	6	5			2		1	5,400	
	78	9	4	5					9	9			5	396.0	3	7,166	
	79	11	10	1					11	11					9	7,444	
	80	3	2	1					3	3			4	552.5	3	6,416	
	81	18	15	3				2	18	16			1		17	5,582	
	82	15	12	3					15	15			3	396.6	11	6,318	
	83	30	16	14					30	30			14	366.4	14	7,478	
	84	3	2	1					3	3			1		13	6,300	
	85	8	4	4					8	8			4	442.5	4	7,625	
	86	9	8	1					9	9			5		5	7,300	
	87	3	1	2					3	3			2		1		
	88	4	4						4	4					4	6,400	
	89	12	9	3					12	11			3	383.3	8	6,125	
	90	7	5	2					7	7			2		5	4,740	
	91	7	7						7	7					7	5,357	
	92	3	1	2					3	2			1		2		
	93	6	4	2					6	6			2		4	5,875	
	94	3	3						3	3			2		8	4,437	
	95	3	3						3	3			2	373.3	3	4,666	
	97	16	7	9					16	15			8	313.7	6	4,283	
	99	8	1	7					8	8			6		6	5,950	
	100	12	7	5					11	11			5	306.0	2		
	101	10	3	7					10	10			5	248.0	3	6,200	
	102	8	4	4					8	7			4	450.0	2		
	103	3	2	1					3	3			2	268.7	11	4,818	
	104	24	14	10					24	23			10	522.0	12	6,000	
	105	27	21	6					27	27			5	446.0	18	5,677	
	106	14	11	3					14	12			1		12	7,291	
	108	25	14	11					24	24			11	484.5	11	5,527	
	110	14	10	4					14	11			1		9	10,777	
	111	1															
	112	64	20	44					64	64			43	687.9	17	7,517	
	113	26	14	12					26	26			12	479.1	11	6,772	
	114	28	23	5					28	28			4	252.5	18	5,761	
	115	21	13	8				2	21	19			4	298.7	9	5,244	
	116	21	11	10					21	21			10	390.0	9	5,111	
	117	13	9	4					13	13			3	366.6	4	5,375	
	118	17	12	5					17	17			5	530.0	10	6,950	
	119	10	6	4					10	9			3	340.0	6	5,666	

¹For renter - occupied dwelling units and vacant nonseasonal not dilapidated units, for rent.
²For owner - occupied dwelling units and vacant nonseasonal not dilapidated units, for sale only.

Table 3.—CHARACTERISTICS OF HOUSING FOR CENSUS TRACTS, BY BLOCKS: 1950—Con.

Census tract	Block	All dwelling units by occupancy and tenure					All dwelling units by condition and plumbing facilities			Occupied dwelling units			Contract monthly rent ¹		Value ² of one-dwelling-unit structures	
		Total	Owner occupied	Renter occupied	Vacant non-seasonal not dilap., for rent or sale	Other vacant and non-resident	Number reporting	No private bath or dilap.	No running water or dilap.	Total	Persons per room		Number reporting	Average monthly rent (dollars)	Number reporting	Average value (dollars)
											Number reporting	1.51 or more				
10	120	10	6	3	1	10	2		9	9		4	45.00	5	7,300	
	121	6	4	1		5			5	5		1		2		
	122	11	7	3		10	2		10	10		2		4	4,575	
	123	9	8	1		9	2		9	9	1	1		7	5,528	
	124	8	6	1		7			7	7		2		6	6,000	
	125	12	6	5	1	12			11	11		3	36.66	4	5,875	
	126	7	5	2		6			6	6	1	2		4	6,525	
	127	17	13	4		17	1	1	17	17		3	37.00	11	6,509	
	128	6	5			5			5	5		1		5	7,800	
	129	8	3	5		8			8	6	1	5	48.80	1		
	130	4	3	1		4	1	1	4	4		1		3	5,266	
	131	10	7	2		10	2	1	9	9		1		6	5,500	
	132	10	7	1	1	10	3	3	9	9		1		6	4,783	
	133	6	4	2		6			6	6		2		3	4,500	
	134	4	1	3		4			4	4		2		7		
	135	17	11	6	1	16	2	2	16	16		2	26.25	9	5,285	
	136	11	9	2		11			11	10	1	2		9	5,222	
	137	13	7	6		13			13	12		2	32.50	6	4,033	
	138	10	8	2		10			10	10		2		8	4,787	
	139	45	15	27	1	42	8	2	42	42		26	31.84	11	4,863	
	142	31	17	13	1	31	5		30	30		13	36.15	15	6,020	
	143	8	3	5		8			8	8		2		3	10,333	
	144	10	2	7	1	10			9	9		7	49.28	4	7,325	
	145	28	17	9	2	28	4	4	26	26	2	9	35.44	15	4,166	
	146	2	1	1		2			2	2		1		1		
	147	2	1	1		2			2	2		1		3	5,333	
	148	4	3	1		4			4	4		1		4	5,200	
	149	5	4	1		5	1	1	5	5		2		3	5,500	
	150	10	4	6		10	1		10	10	1	1		8	7,412	
	151	4	3	1		4			4	4		1		3	10,833	
	152	11	7	4		11			11	11		4	29.50	7	4,928	
	153	7	5	2		7			7	7		1		6	6,000	
	154	8	6	2		8			8	8		1		5	6,220	
	155	8	7	1		8			8	8		1		4	6,250	
	156	10	9	1		10	1	1	10	10		1		4	6,250	
	157	19	9	10	1	19	4	1	17	17	1	10	38.90	4	5,375	
	158	17	6	11		17			15	15		11	45.45	6	5,750	
	162	11	8	3		11			11	11		3	35.00	6	5,000	
	163	31	22	9	1	34	4	1	33	33	1	10	37.90	20	7,050	
	164	8	2	6		8			8	8		2		6	7,666	
	165	4	1	3		4			4	4		1		2		
	166	13	12	1		13			13	13		1		12	7,808	
	167	13	12	1		13			13	13		1		5	8,900	
	168	5	5			5			5	5		1		5	7,533	
	169	15	15			15			15	15		1		15	7,533	
	170	22	11	9	2	21	4		20	20		11	33.54	10	7,550	
	171	7	6	1		7	1	1	6	6		1		5	5,500	
	172	7	6	1		7			7	7		1		6	6,083	
	173	9	6	2	1	9			8	8		3	33.33	5	5,100	
	174	5	5			5			5	5		1		5	5,800	
	175	7	7			7			7	7		1		7	7,000	
	176	47	17	27	3	47	15	12	44	44	5	8	39.61	14	5,078	
	177	6	6			6	1		6	6		1		5	6,700	
	178	2	2			2			2	2		1		1		
	179	16	15	1		16			15	15		3	26.33	16	6,506	
	180	4	1	3		4	2		4	4		3		1		
	181	4	3	1		4	2	1	3	3		3	26.33	3		
	182	16	11	5		15			16	16		5	41.60	9	7,944	
	183	12	12			12			12	12				10	7,700	
	184	3	3			3			3	3				3	9,666	
	185	12	8	3		11	2		11	11				7	8,857	
	186	10	10		3	10			10	10				10	8,480	
	187	15	8	5	2	14	1		13	13		5	21.20	6	7,083	
	188	15	15			15			15	15				14	7,392	
	189	15	12	2	1	15		1	14	14		1		11	5,763	
	190	12	10	2		12			12	12		2		9	6,100	
	191	18	13	3	1	18			16	16		4	51.25	12	6,983	
	192	13	12	1		13			13	13		1		12	6,525	
	193	13	12	1		13			13	13		1		12	6,525	
	194	3	1	2		3			1	1				2		
	195	15	4	11		15			15	15		4	36.25	10	4,290	
	196	9	7	2		9			9	9		2		7	5,571	
	197	18	16	2		16			18	17		2		15	4,573	
	198	15	10	5		15			15	15		5	36.40	10	4,530	
	199	4	4			4			4	4				4	6,375	
	200	18	14	2		16		2	16	13		1		13	6,246	
	201	29	2	24	2	29	15	1	26	25	1	20	30.95	5	8,800	
	202	8	5	3		8			8	8		3	27.66	11	8,027	
	203	12	12			12			12	12				11		
	204	9	8	1		9			9	9		1		8	6,975	
	205	5	5			5			5	5				5	6,700	
	206	6	4	2		6			6	6		3	26.66	2		
	207	3	3			3			3	3				3	10,000	
	208	11	7	4		11			11	11		4	51.25	7	6,857	
	209	7	5	2		7	1	1	7	7		1		5	7,260	
	210	23	10	10	2	23	6		20	20		12	18.33	9	6,277	

¹For renter - occupied dwelling units and vacant nonseasonal not dilapidated units, for rent.
²For owner - occupied dwelling units and vacant nonseasonal not dilapidated units, for sale only.

HOUSING—BLOCK STATISTICS

Table 3.—CHARACTERISTICS OF HOUSING FOR CENSUS TRACTS, BY BLOCKS: 1950—Con.

Census tract	Block	All dwelling units by occupancy and tenure					All dwelling units by condition and plumbing facilities			Occupied dwelling units			Contract monthly rent ¹		Value ² of one-dwelling-unit structures		
		Total	Owner occupied	Renter occupied	Vacant non-seasonal not dilap., for rent or sale	Other vacant and non-resident	Number reporting	No private bath or dilap.	No running water or dilap.	Total	Persons per room		Number reporting	Average monthly rent (dollars)	Number reporting	Average value (dollars)	
											Number reporting	1.51 or more					Occupied by non-white
10	211	19	7	12		18	10	1	19	18	1	1	11	33.81	7	5542	
	212	11	9	2		11	2	2	11	11			2		8	5062	
	213	9	8	1		9			9	9			1		3	5125	
	214	13	5	8		13			13	10			8	43.62	3	5500	
	215	12	9	3	1	12			11	11			2		10	8375	
	216	10	5	5		10			10	10			4	90.00	4	6616	
	217	13	5	8		13			13	13			1		5	6616	
	218	7	5	2		7			7	7			2		5	7140	
11	1	40	12	28		40	12		40	39	2		28	36.67	7	6928	
	2	60	10	50		60	9		60	57			49	37.30	5	6300	
	4	32	6	25	1	32	14	3	31	31	2		25	31.40	2		
	5	9	9	0		9			9	9			6	30.50	1		
	6	6	2	4		6			5	5			3	26.00	2		
	7	62	5	57	1	62	1	1	61	60	1	1	53	33.47	2		
	11	54	5	49	1	54	26	19	53	52	2	2	50	24.42	2		
	12	32		31	1	32	31		31	31			32	24.25			
	23	14		14		14	14	1	14	14	1		14	18.35			
	24	1															
	25	2															
	26	1															
	27	3	2	1		3	4		3	3			1		2		
	28	4		3	1	4	4		3	3			4	21.00			
	29	18	3	15		18	6	1	18	18	2	1	15	35.73	1		
	30	11	8	3		11	9		11	11			3	25.33	6	6333	
	31	39	4	34	1	37	27		38	35			34	35.44			
	32	12	4	8	4	12	4		8	8			8	26.12	1		
	33	33	11	19	1	33	6		30	30	1		19	41.21	4	7100	
	34	5	1	2		5			3	3			2		1		
	35	65		63	1	62	10	1	63	63	2		62	31.83			
	37	37		30	7	36	36		30	30	3		36	18.27			
	38	17	1	16		16			17	17	3		16	29.18			
	39	38	2	32		34	14		34	31		1	27	43.14			
	41	1															
	47	3	3			3	2		3	3	1						
	51	61		60	1	61	60		60	60	3	2	60	17.08			
	52	106		97	4	106	74		97	97	8		94	33.59			
	53	25	1	21	3	25	24		22	22	2		24	20.62			
	54	1															
	55	32	1	31		31	31		32	32			31	23.41			
	59	7	1	5	1	6	1		6	6			6	25.83			
	60	66	2	64		66	3		66	66			60	35.83			
	61	16	6	10		15	11	2	16	15	1		10	33.30	3	4833	
	62	64	1	60	3	64	2		61	61	4		63	47.49			
	63	11	6	5		11			11	11			5	29.20	5	5100	
	64	37	15	19	3	37	19		34	34	2		22	31.59	6	7716	
	65	79	9	62	8	78	13		71	71			68	37.42	4	9300	
	66	29	4	12	13	29	15		16	16	1		25	32.56	2		
	67	50	8	40	2	50	19		48	47	5		42	35.35	3	7333	
68	42	1	38	3	41	16	1	39	39			38	36.52	1			
69	21	6	13	2	21	4		19	19		4	14	33.92	4	7625		
70	29	2	26	1	29	7		28	28			26	36.34	1			
77	159	1	166	2	166	94	4	167	166	3		164	34.46				
82	33		26	7	32	31		26	25	6		30	36.43				
107	14	2	12		13	9		14	14	1		11	35.90	1			
108	32	5	26	1	32	7		31	31			26	50.23	2			
109	20	11	9		20	9		20	20			9	39.22	5	6400		
110	7	1	6		7	6		7	7			4	35.25				
111	20	6	13		20	10		19	19			12	34.33	3	7833		
112	16	6	10		16	5	1	16	16			10	47.70	2			
113	30	5	25		30	8		30	30			25	38.00	4	6875		
114	4	2	2		4	4		4	4			2		2			
121	9	1	8	1	9	9		8	8	1		9	16.77				
137	1																
141	8	3	5		8			8	8			5	40.00	1			
142	13	8	5		13	6		13	13			8	50.25	1			
143	14	4	10		14			14	14			10	70.80	3	7666		
144	22	7	15		22	7		22	22			15	43.33	3	7666		
145	34	2	32		34	5		34	34			29	42.93	1			
146	37	3	33	1	37	4		36	36		1	33	37.93	1			
147	14	3	11		14	9		14	14			11	28.54	1			
148	20	3	15	2	17	8		18	18			17	35.70				
165	10		10		10	10	7	10	10			10	21.80				
166	1																
167	17	1	16		14	14		17	17	1		15	23.53				
168	45	1	44		45	11		45	45	1		42	29.57				
170	6		6		6	3	3	6	6			5	13.00				
172	3	2	1		3	1		3	3					1			
173	13		13		13	11	3	13	13			13	32.69				
174	12	2	10		12	4		12	12		1	10	24.90	2			
176	58	21	34	3	58	7		55	55		2	35	35.40	19	10278		
177	38	15	22	1	31	3		37	32	1		20	38.95	9	9255		
178	11	6	5		10	3		11	11			5	35.20	2			
179	63	18	44		63	11		62	62	3	4	41	43.51	14	8035		
180	17	4	13		17	6	2	17	16	1		13	24.69	2			

¹For renter - occupied dwelling units and vacant nonseasonal not dilapidated units, for rent.
²For owner - occupied dwelling units and vacant nonseasonal not dilapidated units, for sale only.

Table 3.—CHARACTERISTICS OF HOUSING FOR CENSUS TRACTS, BY BLOCKS: 1950—Con.

Census tract	Block	All dwelling units by occupancy and tenure					All dwelling units by condition and plumbing facilities			Occupied dwelling units			Contract monthly rent ¹		Value ² of one-dwelling-unit structures		
		Total	Owner occupied	Renter occupied	Vacant non-seasonal not dilap., for rent or sale	Other vacant and non-resident	Number reporting	No private bath or dilap.	No running water or dilap.	Total	Persons per room		Occupied by non-white	Number reporting	Average monthly rent (dollars)	Number reporting	Average value (dollars)
											Number reporting	1.61 or more					
11	181	5	1	4	1	4	1		5	4			4	28.25	1		
	182	10	4	5		10	4		10	9		2	5	31.50	5	3,800	
	183	10	5	5		10	4		10	10			5	22.30	5	3,600	
	184	10	1	9		10	5	4	10	10			8	36.00	1		
	185	1															
	188	14		14		14	14	13	14	14	1			14	27.71		
	195	9	1	6		7	6		7	7	1			6	32.00		
	196	17	3	14		17	6		17	17	1			6	27.71		
	197	16	5	10		16	8		15	15				11	37.00	3	2,666
	198	16	5	11		16	6		16	16				9	30.77	4	5,000
	199	1															
	200	1															
	201	7		3		7	4	1	6	6				3	30.66	2	
	202	23	5	16		23	4	2	21	21			4	6	27.43	4	4,625
	203	35	23	11		34	5		31	31				10	33.12	17	8,764
	204	33	23	10		32	1		31	31			1	10	46.20	10	21,666
	205	9	4	4		9			8	8				8	67.00	1	8,166
	206	28	21	6		28	1		27	27			2	6	37.33	16	8,525
	207	24	6	17		24	8		23	23			2	5	35.29	4	4,000
	208	12	6	4		12	3	3	10	10			2	2	29.00	4	6,000
	209	6	3	2		6	1		5	5				3	41.00	2	
	210	15	1	13		15	7	4	14	14			2	3	26.15	2	
	212	13	5	7		13	3		12	12				7	32.28	4	3,600
	213	16	5	10		16	6	3	15	15				10	41.80	6	7,166
	214	10	6	2		10	3	2	6	6			1	2	66.50	6	10,500
	215	6	5	1		6			6	6				6	32.75	5	5,500
	217	21	8	12		21	5	1	20	20			1	11	47.27	5	5,800
	218	13	7	6		13	4	2	13	13			2	5	33.57	7	3,857
	220	7	7			7			7	7				5	28.00	7	5,671
	224	1															
	225	3	1	2		3			3	3				2		1	
	226	10	4	6		10			10	10				2	18.50	4	4,675
	227	27	13	12		26	7	2	25	25				12	33.41	10	5,230
	228	6	2	4		6			6	6				2	30.00	2	
	229	11	2	9		11	6	4	11	11				4	27.50	4	4,875
	230	8	5	3		8	2		8	8			1	2	30.33	4	3,033
	231	21	11	7		21	2		20	20			1	10	60.00	6	6,000
	232	16	9	7		16	2		16	16			2	6	55.00	6	7,500
	233	27	6	21		27			27	27				3	32.33	4	4,833
	234	8	5	3		8			8	8				3	28.33	5	7,700
	236	32	25	7		31	4		32	32			3	6	40.00	23	8,326
	237	34	21	13		34	2		34	34				12	46.25	14	9,071
	238	32	16	14		32			30	30				11	37.28	14	8,714
	239	17	8	9		17			17	17				9	41.00	8	5,137
	240	8	4	3		8	2		7	7			1	3	30.00	4	4,625
241	14	1	11		14	5	3	12	12				12	32.00	3	5,333	
242	5	4			5	3	3	4	4			1	2		3		
243	2				2			2	2								
244	7	3	4		7	2	2	7	7				4	26.50	3	5,166	
245	2				2			2	2								
256	7	5	2		7	1		7	7				2		4	4,250	
257	14	4	9		14	6	6	13	13				10	22.20	1		
258	6	5	1		6	2	2	6	6			2	1		5	6,300	
259	15	5	10		15	3	1	15	15			1	10	25.00	4	4,450	
260	8	1	7		8	2	2	8	8				6	34.16	1		
261	7	6	1		7	1	1	7	7				1		6	4,950	
262	30	25	4		30			29	28			1	4	33.50	28	9,259	
263	11	10	1		11			11	11				1		10	7,450	
265	9	5	4		9			9	9				4	23.25	5	5,840	
266	17	10	6		17	3		16	16				7	28.71	7	4,714	
267	7	3	4		7	2	2	7	7		1		4	15.25	3	5,666	
268	8	1	5		8	1	1	6	6				5	23.00	2		
269	3	2	1		3	2	2	3	3				1		2		
270	1																
281	2																
282	2	6			9	3	3	6	6						7	3,914	
283	10	6	4		9			10	10				3	29.33	6	5,625	
284	29	11	17		29	7	4	28	28			1	17	38.00	4	4,916	
285	23	20	3		23			23	23			2	3	43.33	19	8,631	
12	1	5	2		5			5	5						5	5,660	
	2	56	54		56			56	56				52	46.46	2		
	3	17	14		17			17	17				14	50.50	3	7,666	
	4	14	9		14			14	14				9	48.22	1		
	5	15	4		15		5	15	15				11	40.00	2		
	6	8	4		8			7	6				2		4	8,000	
	7	10	8		10			10	10				2		7	4,657	
	8	5	4		5			4	4					4		4	5,425
	9	23	10	13		22	6	1	23	22				13	39.92	7	3,557
	10	20	5	14		19	3		19	19				15	43.06	4	7,500
	11	15	7	7		15			14	14				8	46.37	6	7,283
	12	14	8	6		14			14	14				5	37.40	8	5,887
	13	24	11	13		23	6	1	24	23			1	12	34.08	4	6,475
	14	10	6	2		9			8	8				2		4	6,000
	15	12	5	6		12			11	11				7	37.71	2	
16	30	9	12		28	5		21	21			1	14	73.57	7	6,857	

¹For renter - occupied dwelling units and vacant nonseasonal not dilapidated units, for rent.
²For owner - occupied dwelling units and vacant nonseasonal not dilapidated units, for sale only.

HOUSING—BLOCK STATISTICS

Table 3.—CHARACTERISTICS OF HOUSING FOR CENSUS TRACTS, BY BLOCKS: 1950—Con.

Census tract	Block	All dwelling units by occupancy and tenure					All dwelling units by condition and plumbing facilities			Occupied dwelling units			Contract monthly rent ¹		Value ² of one-dwelling-unit structures	
		Total	Owner occupied	Renter occupied	Vacant non-seasonal not dilap., for rent or sale	Other vacant and non-resident	Number reporting	No private bath or dilap.	No running water or dilap.	Total	Persons per room		Number reporting	Average monthly rent (dollars)	Number reporting	Average value (dollars)
											Number reporting	1.51 or more				
12	17	8	2	6		7			8	8		5	49.00	2		
	18	28	7	21		27	12		28	28	3	21	33.66	1		
	19	28	4	23	2	27	4		26	26	1	24	32.16	1		
	20	26	9	16	1	26	7		25	24	1	17	32.76	6	7.083	
	21	33	6	26	1	31	16		32	32	2	25	30.04	2		
	22	19	6	11	1	19			17	17		11	45.36	4	6.750	
	23	9	2	7		9	2		9	9		7	41.00	2		
	24	36	5	30	1	34			35	35	1	29	43.93	3	6.666	
	25	30	9	21		30			30	30	1	20	36.75	9	6.055	
	26	49	7	42		48			49	48		42	38.35	5	7.000	
	27	4	3	1		4			4	4		1		2		
	28	9	4	4		9	2	2	8	7		3	35.33	3	5.500	
	29	18	5	11		16			16	16		11	26.18	2		
	30	19	12	7		19	2		19	19		7	36.85	10	7.380	
	31	27	7	19	1	27	7		26	26	1	18	35.50	5	3.700	
	32	25	3	21	1	25	16		24	24		22	29.95	1		
	33	23	7	16		23			23	23	1	14	32.28	3	5.400	
	34	50	5	39	3	46	27		44	43	3	39	35.69			
	35	32	11	21		31	2		32	32		20	38.40	5	8.800	
	36	10	4	6		10			10	10		6	41.00	2		
	37	8	6	2		8			8	8		2		5	5.200	
	39	5	4	1		5			5	5		1		4	7.250	
	40	52	20	30		52	9	2	50	50		30	41.83	10	6.480	
	41	20	7	11	2	20	2		18	18	1	13	42.07	2		
	42	12	8	4		12	1		12	12		4	43.25	5	6.200	
	43	10	5	5		10			10	10		4	54.75	2		
	44	28	15	13		28	8	1	28	27	2	12	47.00	9	7.111	
	45	36	17	13	1	36	6		31	31	1	15	51.00	12	5.725	
	46	16	9	11	1	16			16	16	1	11	46.27	4	8.125	
	47	11	5	1		11			10	10		1		4	7.250	
	48	17	4	12	1	17			16	16		12	68.66			
	49	20	3	14	3	17	4		17	17		16	65.25	2		
	50	20	7	13		19	6		20	20		13	44.30	4	5.125	
	51	9	3	6		9			9	9		6	62.16	2		
	52	14	7	6	1	14			13	13		7	49.85	3	13.333	
	53	7	5	2		7			7	7		2		5	9.300	
	54	47	7	40		47	15		47	47		37	35.97	6	6.750	
	55	12	9	1	1	12	1	1	10	10		1		8	7.375	
	56	7	7			6			7	7		1		6	8.583	
	57	3	2	1		3			3	3		1		1		
	58	14	6	8		14			14	14		7	61.71	3	6.166	
	59	8	5	3		8			8	8		3	53.33	3	11.000	
	60	9	8	1		9			9	9		1		6	7.750	
	61	26	19	6		26		1	25	25		6	39.83	16	5.706	
	62	9	5	4		9	3		9	9		4	31.25	4	6.000	
	63	17	6	10	1	16	8	1	16	16	1	10	43.00	6	9.250	
	64	23	10	12	1	23	15	1	22	22	1	13	32.69	4	5.125	
	65	31	11	18	1	30	5		29	28		16	64.25	7	7.571	
	66	24	7	16		23			23	22		16	71.31	4	41.25	
	67	12	3	9		12			12	12		9	30.44	3	4.000	
	68	11	5	6		11			11	11		5	45.60	5	7.800	
	69	24	4	20		24	8		24	23	2	19	38.63	2		
	70	6	1	5		6			6	6		5	54.80			
	71	66	27	38		63	7	3	65	61	1	35	44.42	21	5.576	
	72	94	40	52	1	94			92	92		49	50.14	25	7.500	
	73	13	3	9	1	13			12	12		10	68.00	2		
	74	6	4	2		6			6	6		1		1		
	75	7	6	1		7			7	7		1		6	6.500	
	76	24	9	15		22	4		24	23		11	49.81	9	6.544	
	77	22	9	10	3	22	3	1	19	18	1	13	47.69	4	6.250	
	78	13	8	4	1	13			12	12		4	36.25	7	6.785	
	79	31	4	25	2	31			29	29	2	26	46.46			
	80	31		31		31			31	31		29	62.34			
	82	17	5	11	1	17		1	16	16	1	11	46.00	2		
	83	83	22	60	1	80	14		82	81	2	59	39.84	11	7.409	
	84	13	1	12		12			13	13		12	46.91			
	85	10	2	6	1	10		1	8	8		7	40.28	1		
	86	24	10	13		23	8		23	23		13	37.61	5	5.260	
	87	25	7	16	2	25	5		23	23		18	38.11	2		
	88	12	5	7		11	2		12	12		7	35.00	3	5.166	
	90	75	4	71		70	3		75	74	1	69	33.88	1		
	91	9	2	7		9	8		9	9	1	7	31.14	1		
	92	19	9	10		17	9	4	19	19		10	29.70	3	8.166	
	93	21	2	19		21			21	20	1	19	40.78	2		
	94	43	5	33	3	43	16		38	38		36	39.50	2		
	95	24	4	19	1	24	5		23	23		20	46.55			
	96	10	2	8		10			10	10		8	38.62	2		
	97	10	3	6	1	10			9	9		7	67.00	3	9.666	
	98	12	3	9		12	1	1	12	12		8	54.37	2		
	99	24	6	17	1	24	2		23	23		17	63.64	2		
	100	52	3	49		51			52	51		47	53.08			
	101	36	2	34		31			36	36		34	60.70			
	102	17	3	10	3	17		1	13	13		12	84.33	2		
	103	1														
	104	13	10	3		13			13	12		3	45.00	8	11.125	
	105	15	8			15			15	15		6	10.114	7		
	106	12	12	7		12	2		12	12			50.66	9	11.000	

¹For renter - occupied dwelling units and vacant nonseasonal not dilapidated units, for rent.

²For owner - occupied dwelling units and vacant nonseasonal not dilapidated units, for sale only.

Table 3.—CHARACTERISTICS OF HOUSING FOR CENSUS TRACTS, BY BLOCKS: 1950—Con.

Census tract	Block	All dwelling units by occupancy and tenure					All dwelling units by condition and plumbing facilities			Occupied dwelling units			Contract monthly rent ¹		Value ² of one-dwelling-unit structures		
		Total	Owner occupied	Renter occupied	Vacant non-seasonal not dilap., for rent or sale	Other vacant and non-resident.	Number reporting	No private bath or dilap.	No running water or dilap.	Total	Persons per room		Occupied by non-white	Number reporting	Average monthly rent (dollars)	Number reporting	Average value (dollars)
											Number reporting	1.51 or more					
12	107	32	8	23	1	29			31	31	1		24	4325	7	12000	
	108	43	4	39		42			43	43	2		35	4562	2		
	109	29	21	7	1	28	1		28	28			7	4157	17	9517	
	110	89	13	74	2	89		1	87	87	2		72	4144	10	8800	
	111	13	4	9		13	1		13	13			9	3666	2		
	112	39	21	15	2	39		6	36	35		1	15	3993	19	11684	
	113	12	12			12			12	12					12	11416	
	114	13	12	1		13			13	13					11	11318	
	115	16	16			14			16	15					15	14000	
	116	10	9	1		10			10	10			1		9	13944	
	117	17	13	2	1	14			15	14		1	2		13	11730	
	118	16	16			15			16	16					16	13687	
	119	19	17	1	1	18			18	18			1		18	12633	
	120	14	13	1	1	13			13	13					14	11285	
	121	17	16	1	1	17			17	17			1		16	11000	
	122	10	9	1		10			10	10		1		5	8900		
	123	14	13	1		14			14	14			1		12	11250	
	124	9	9			9			9	9				8	10937		
	126	8	4	4		8	1		8	8			4	3750	3	11666	
	127	9	9			9			9	9					9	10277	
	128	17	14	2	1	17			16	16		4	3	5333	13	11792	
	129	17	16	1		17			17	17			1		16	9812	
	130	16	16			16			16	16					14	11285	
	131	15	15			14			15	14		1			13	11346	
	132	17	17			17			17	17		1			17	11982	
	133	16	16			16			16	16					16	12568	
	134	15	15			15			15	15		1			15	13433	
	135	14	11	2	1	13			13	13		1	1		10	11150	
	136	23	20	3		23			23	23		1	2		20	9565	
	137	8	7	1		8			8	8			1		6	10083	
	138	33	23	10		33	1		33	32		1	10	4680	17	8941	
	139	18	9	8	1	18			17	17			8	5812	9	8411	
	141	18	17	1		18			18	18			1		17	10941	
	142	34	23	11		34	11		34	34		1	11	3518	22	16000	
	143	1															
	144	5	5			5			5	5					5	10400	
	145	20	16	3	1	20		2	19	19		1	2		16	10281	
	146	10	10			10			10	10					10	12400	
	147	18	18			18			18	18					18	11238	
	148	24	20	4		23		1	24	24			4	6350	18	12083	
	149	16	16			16			16	16					16	12593	
	150	16	9	6	1	15		4	15	15		2	6	4483	6	11500	
	151	6	4	2		6			6	6		1	1		4	12500	
	152	13	10	2	1	13			12	12			1		11	11772	
	153	15	14	1		15			15	15		1			14	9871	
	154	23	20	3		23			23	23		1	1		20	10275	
	155	11	10	1		11			11	11					10	10730	
	156	13	9	4		12			13	12		1	4	3375	6	7300	
	157	31	23	7	1	30		1	30	30		1	5	4200	18	7261	
	158	14	9	4	1	14			13	13			5	7100	9	7277	
	159	17	16	1		17			17	17			1		15	10566	
	160	22	16	6		22		4	22	22			6	2916	15	9853	
	161	26	24	2		26			26	26			2		24	8554	
	163	12	12			11			12	11		1			10	7950	
	164	35	30	5		35		1	35	35		1	4	4900	30	10116	
	165	58	8	50		58			58	58			50	5644	6	8683	
	166	26	15	10	1	26			25	25			10	4950	12	9216	
	167	26	23	3		24		1	26	26			3	3266	21	9857	
	168	19	12	7		19			19	19			7	3714	10	6300	
	169	25	21	3	1	25			24	24		1	4	3000	19	6594	
	170	26	2	23	1	26			25	25			24	4179	1		
	171	19	14	3	1	19			17	17			2		13	9038	
13	1	45	12	33		44			45	44			33	5506	11	8127	
	2	49	18	29	2	48		3	47	45		1	29	3779	17	6523	
	3	16	10	5	1	16			15	15			5	4020	7	5642	
	4	16	12	4		16			16	16			4	4150	9	6000	
	5	7	6	1		7			7	7			1		6	6333	
	6	13	7	6		13		1	13	13			6	3733	6	5283	
	7	11	10	1		11			11	11			1		9	4222	
	8	19	11	8		18		4	19	19			8	3412	8	4512	
	9	18	14	4		18		3	18	18			4	4425	12	4941	
	10	48	27	20	1	47		10	47	47			20	4185	20	5950	
	11	15	14	1		15			15	14			1		14	6921	
	12	20	12	8		20			20	20			6	4550	8	6312	
	13	42	23	19		42		6	42	42		1	18	2622	20	4950	
	14	21	8	12		21		5	20	20			11	3481	6	5083	
	15																
	16	32	10	22		31		5	32	32			21	3709	8	8037	
	17	24	12	11	1	22			23	22			11	3427	10	6030	
	18	15	5	9		14			14	14			10	4390	3	5333	
	19	75	18	52	2	72		9	70	70		1	55	3727	13	6676	
	20	20	12	7	1	20		2	19	19			6	3483	8	5212	
	21	7		6	1	6			6	6			6	3233			
	22	45	9	36		45		2	45	45			33	3315	5	6900	

¹For renter - occupied dwelling units and vacant nonsensational not dilapidated units, for rent.
²For owner - occupied dwelling units and vacant nonsensational not dilapidated units, for sale only.

HOUSING—BLOCK STATISTICS

Table 3.—CHARACTERISTICS OF HOUSING FOR CENSUS TRACTS, BY BLOCKS: 1950—Con.

Census tract	Block	All dwelling units by occupancy and tenure					All dwelling units by condition and plumbing facilities			Occupied dwelling units			Contract monthly rent ¹		Value ² of one-dwelling-unit structures		
		Total	Owner occupied	Renter occupied	Vacant non-seasonal not dilap., for rent or sale	Other vacant and non-resident	Number reporting	No private bath or dilap.	No running water or dilap.	Total	Persons per room		Occupied by non-white	Number reporting	Average monthly rent (dollars)	Number reporting	Average value (dollars)
											Number reporting	1.51 or more					
13	23	41	19	18	2	2	41	7	1	37	37		17	27.64	16	5,031	
	24	23	9	13	1		23	1		22	22		13	40.76	9	5,944	
	25	42	12	29			42			41	41		29	43.96	12	5,250	
	26	38	23	15	1		38	3		38	38		14	36.78	17	4,841	
	27	22	3	19			22	6		22	22		19	35.21	2		
	28	24	5	18		1	24	10	2	23	23		18	29.72	4	5,250	
	29	18	5	11	1	1	18	1	2	16	16		10	38.80	5	4,500	
	30	24	11	13			24	5		24	24		13	26.76	8	4,912	
	31	15	7	6	1	1	15	1		13	13	1	7	47.42	5	5,700	
	32	16	6	8	1	1	16	8		14	14		8	30.00	2		
	33	20	8	10	1	1	20	2	1	18	18		9	50.44	7	5,342	
	34	26	15	11			24	6		26	26		10	38.50	9	4,500	
	35	12	9	3			12	3	1	12	12		3	39.33	7	4,785	
	37	13	9	4			13			13	13	1	4	43.25	7	4,542	
	38	13	6	7			13		4	13	13		7	45.42	5	5,200	
	39	17	9	8			17	4	4	17	17		7	37.14	8	5,437	
	40	20	15	4		1	20	2		19	19	1	4	46.25	11	5,727	
	41	11	5	6			11			11	11		5	47.00	13	5,200	
	42	21	14	7			21	3		21	21		7	42.57	13	4,553	
	43	19	15	4			19			19	19		7	26.66	14	6,071	
	44	20	10	10			20	1		20	20		10	38.40	9	6,477	
	45	13	11	2			13	1		13	12		2	63.90	10	6,390	
	46	13	8	4		1	13			12	12		5	57.00	6	8,166	
	47	71	38	29	4	1	71	19		67	66		30	43.40	29	6,493	
	48	12	8	3			12	3		11	11		4	44.50	6	6,000	
	49	19	15	4			19		2	19	19		4	40.00	12	5,458	
	50	15	10	4		1	15			14	14	1	3	41.66	10	4,980	
	51	20	14	6		1	20			20	20		5	36.00	11	5,700	
	52	14	12	6		1	14			13	13		1	43.33	12	4,333	
	53	28	6	20		1	25			26	26		20	65.75	4	5,500	
	54	23	7	15		1	22			22	22	1	14	42.21	8	5,262	
	55	10	9			1	10			9	9		9	56.88	9	5,688	
	56	22	8	14			22			22	21		12	34.50	7	6,214	
	57	18	7	10		1	17			17	16	2	10	49.20	5	6,700	
	58	12	6	6			12			12	12		6	45.83	8	8,000	
	59	20	9	11			20		7	20	20		11	29.63	7	5,488	
	60	13	10	3			13		2	13	13		3	32.00	7	6,214	
	61	7	6	1			7			7	7		6	43.33	6	8,666	
	62	12	6	6			12			12	12		6	43.33	10	6,900	
	63	29	16	12		1	29		2	28	28		12	43.33	3	8,470	
	64	26	18	7		1	26			25	25		8	34.87	13	6,492	
	65	8	8				8			8	8		8		8	13,312	
	66	9	7	1		1	9			8	8		2	67.00	6	9,583	
	67	22	16	6			21			22	22		5	67.00	15	8,200	
	68	41	9	32			40			41	41		32	38.62	8	7,900	
	69	33	12	20		1	32			32	32		19	43.52	10	6,912	
	70	33	12	20		1	32		2	32	32		21	28.22	10	7,350	
	71	60	35	23		1	59			58	58		3	37.21	29	6,096	
	72	45	31	13		1	43		1	44	44	1	13	40.23	28	7,528	
	73	54	39	12		3	54		4	51	51		1	44.61	35	7,351	
	74	20	17	2		1	20			19	19		3	31.33	14	6,642	
	75	21	17	3		1	19		5	20	20	1	3	36.33	14	7,142	
	76	21	17	4			21			21	21		2	43.75	11	8,535	
	77	23	16	7			23			23	23		7	39.28	16	9,156	
	78	13	13				13			13	13		2	11.33	13	8,346	
	79	17	16	1			17			17	17		1	16	11,031		
	80	11	7	4			11			11	11		4	37.75	7	8,857	
	81	20	19	1			20			20	20		1	1	19	7,736	
	82	17	16	2		1	17			16	16		1	1	16	8,875	
	83	11	8	2		1	11			10	10		2	1	8	5,250	
	84	18	18				18			18	18		2	18	6,388		
	85	43	12	28		3	40		1	40	39		28	41.53	16	6,750	
	86	23	20	3			23		4	23	23		4	40.00	17	6,750	
	87	20	14	6			19			20	19		6	38.75	14	7,170	
	88	22	15	6		1	22			21	20	1	6	40.83	15	6,392	
	89	9	6	1			9			9	9		1	1	8	8,000	
	90	10	9	1			10			10	10		1	1	9	7,944	
	91	10	10				10			10	10		1	1	8	8,000	
	92	9	8	1			9			9	9		1	1	8	8,550	
	93	8	7	1			8			8	8		1	1	7	7,714	
	94	13	10	2		1	13			12	12		3	57.66	10	7,750	
	95	21	21	2		1	20		1	20	20		8	50.37	12	6,055	
	96	22	19	2			22			22	22		3	53.33	17	5,900	
	97	22	18	4			21			22	22	1	3	40.33	17	6,170	
	98	44	30	17		1	44			47	47	1	16	30.43	30	6,473	
	99	55	35	17		1	54			54	54	1	16	47.83	30	6,416	
	100	22	16	3		2	22		1	22	22		11	43.33	16	7,327	
	101	21	17	2		1	21			18	18		11	65.00	16	6,225	
	102	21	17	2		1	21		1	21	21		11	1	16	7,018	
	103	21	18	2			20			21	21		11	1	18	6,205	
	14	1	7	6		1	7			6	6			6	9.416	6	9,416
		2	170	13	136	20	1	168		149	147		147	810.4	12	11,833	
		3	86	32	53	1	83		9	85	81	1	52	448.2	24	11,020	
		4	13	7	5		13			13	13		6	391.6	7	6,714	
		5	9	7	2		9			9	9		2	1	7	7,071	

¹For renter - occupied dwelling units and vacant nonseasonal not dilapidated units, for rent.
²For owner - occupied dwelling units and vacant nonseasonal not dilapidated units, for sale only.

Table 3.—CHARACTERISTICS OF HOUSING FOR CENSUS TRACTS, BY BLOCKS: 1950—Con.

Census tract	Block	All dwelling units by occupancy and tenure					All dwelling units by condition and plumbing facilities			..Occupied dwelling units			Contract monthly rent ¹		Value ² of one-dwelling-unit structures		
		Total	Owner occupied	Renter occupied	Vacant non-seasonal not dilap., for rent or sale	Other vacant and non-resident	Number reporting	No private bath or dilap.	No running water or dilap.	Total	Persons per room		Occupied by non-white	Number reporting	Average monthly rent (dollars)	Number reporting	Average value (dollars)
											Number reporting	1.51 or more					
14	6	13	11	2		13			13	13			2		10	6,850	
	7	15	15			15			15	15					15	7,286	
	8	16	13	2	1	16			15	15		1	2		12	5,916	
	9	15	6	8	1	14			14	14			8	47.50	5	6,200	
	10	30	9	20	1	29			29	28			18	37.44	7	5,857	
	11	4	4			4			4	4					3	4,000	
	12	9	7	2		9			9	9			2		6	7,250	
	13	61	32	27	1	61	8		59	59			27	361.8	25	5,416	
	14	10	8	1		10			9	9			1		8	4,737	
	15	16	7	8		16	2	1	15	15	1		6	35.66	6	6,883	
	16	23	12	7	3	23	2		19	19			7	41.85	10	7,170	
	17	26	13	13		26	2		26	26	1		13	37.38	9	5,444	
	18	18	10	8		18			18	17			8	31.37	8	7,162	
	19	19	15	4		19			19	19			4	43.50	12	6,958	
	20	38	23	15		37	2	2	38	37			14	37.57	17	6,917	
	21	26	21	4	1	26			25	25	1		4	55.00	20	5,575	
	22	11	3	6	2	11			9	9			6	43.83	3	3,666	
	23	10	9	1		10			10	10			1		8	8,062	
	24	14	9	3	2	14	2		12	12			3	34.33	8	6,975	
	25	11	7	4		11			11	11		2	3	40.33	6	5,046	
	26	12	9	1	1	12			10	10			1		9	6,088	
	27	15	11	4		15			15	15			3	44.66	10	6,370	
	28	16	9	5	2	16			14	13			5	34.80	9	5,611	
	29	14	11	3		14			14	14			2		10	8,050	
	30	18	15	3	1	18	2		18	15			1		14	4,735	
	31	17	15	2		17			17	17			2		13	6,869	
	32	23	10	11	2	23			21	21			12	50.83	7	7,471	
	33	19	8	11		19			19	19			10	47.50	6	7,000	
	34	52	20	30	2	52	4		50	50		1	29	61.62	19	6,584	
	35	8	5	2	1	8			7	6			2		5	4,800	
	36	5	5			5			5	5					5	8,960	
	37	29	24	5		29	2		29	29			5	44.00	24	7,058	
	38	45	36	7	2	45			43	43		1	4	48.75	35	6,925	
	39	12	9	3		12			12	12			3	32.00	7	6,285	
	40	7	4	3	1	7			6	6			3	25.66	4	7,550	
	41	33	16	15	1	32	2		31	31			16	37.53	12	6,683	
	42	11	9	2		11			11	11			2		8	6,250	
	43	6	4	2		6		1	6	6		1	4	28.50	2	7,000	
	44	19	12	7	1	19	3		19	19			7	31.85	10	7,000	
	45	11	8	1	1	11			9	9			1		9	6,166	
	46	16	10	6		16			16	16			5	38.50	10	7,100	
	47	15	11	4		15			15	15			3	61.66	10	6,200	
	48	19	7	11	1	19			18	18			11	28.45	6	8,916	
	49	14	2	11	1	14		1	14	13			1	37.09	2	6,388	
	50	15	9	4	2	15			15	13			2	39.00	9	8,055	
	51	31	13	17	1	30			30	29			13	46.46	9	6,388	
	52	5	5			5			5	5					5	6,800	
	53	5	5			5			5	5					5	6,400	
	54	15	8	6	1	15			14	14			7	40.00	8	6,312	
	55	15	9	6		15		4	15	13		1	4	30.00	6	8,000	
	56	28	14	13	1	27			27	26			12	36.50	12	6,308	
	58	6	4	2		6			6	6			2		3	6,500	
	59	11	9	2		11			10	10			1		9	6,277	
	60	4	2	2		4			3	3			1		2		
	61	7	5	2		7			7	7			2		5	6,560	
	62	54	43	10	1	54	2	2	53	53		2	7	37.00	41	6,785	
	63	65	51	13		65			64	64			11	31.90	47	7,131	
	64	41	34	6	1	40			40	40			5	52.60	34	7,223	
	65	5	5			5			5	5					5	6,900	
	66	43	39	4		43			43	43			4	50.75	38	7,015	
	67	12	4	8		12			12	12			8	46.87	3	9,166	
	68	36	34	2		36			36	36			2		34	6,917	
	69	10	8	2		10			8	8			2		7	6,857	
	70	34	28	5	1	34	2		33	33			5	48.00	28	6,478	
	71	3	1	2		3			3	3			2		1		
	72	38	34	3	1	38	1	1	37	37			3	38.66	34	6,361	
	73	14	8	6		13			14	14			6	33.00	6	6,000	
	74	46	34	10	2	46	2		44	43		1	9	40.00	31	6,680	
	75	53	39	12	2	53	2		51	51			12	71.58	39	7,087	
	76	41	30	9	2	41	5		39	39			11	42.09	26	11,288	
	77	21	13	6	2	21			19	19			6	39.50	9	8,444	
	78	38	18	20		38	2		38	37		1	18	37.44	14	6,785	
	79	15	11	4		15	1	1	15	15			4	49.75	8	7,312	
	80	20	17	3		19			20	19			3	48.33	14	6,607	
	81	22	18	2	2	22	3	2	20	20			3	37.00	13	5,938	
	82	21	14	7		21			21	21			4	50.75	12	7,875	
	83	15	10	4		14	2		14	14		1	3	30.00	9	5,722	
	84	22	12	9	1	22	4		21	21			7	33.57	12	5,708	
	85	19	13	5		19			18	18			5	37.40	12	5,833	
	86	15	7	7	1	14	4		14	14			6	31.66	7	5,928	
	87	27	22	5		27			27	27			2		22	7,295	
	88	13	12		1	13			12	12			13		13	7,300	
	89	13	9	4		13			13	13			4	48.75	9	7,487	
	90	10	9	1		10			10	10			1		8	8,388	
	91	6	6			6			6	6					6	7,500	
	92	9	8	1		9			9	9			1		8	6,412	
	93	8	6	2		8			8	8			2		6	7,150	

¹For renter - occupied dwelling units and vacant nonseasonal not dilapidated units, for rent.
²For owner - occupied dwelling units and vacant nonseasonal not dilapidated units, for sale only.

HOUSING—BLOCK STATISTICS

Table 3.—CHARACTERISTICS OF HOUSING FOR CENSUS TRACTS, BY BLOCKS: 1950—Con.

Census tract	Block	All dwelling units by occupancy and tenure					All dwelling units by condition and plumbing facilities			Occupied dwelling units			Contract monthly rent ¹		Value ² of one-dwelling-unit structures		
		Total	Owner occupied	Renter occupied	Vacant non-seasonal not dilap., for rent or sale	Other vacant and non-resident	Number reporting	No private bath or dilap.	No running water or dilap.	Total	Persons per room		Occupied by non-white	Number reporting	Average monthly rent (dollars)	Number reporting	Average value (dollars)
											Number reporting	1.51 or more					
14	94	33	21	12		33	2		33	33	1	2	11	38.45	19	65.42	
	95	50	44	6		50	2		50	50			6	46.16	39	70.43	
	96	15	7	8		15	4		15	15	1		6	21.16	8	61.60	
	97	15	13	2		15	2		15	15			2		11	65.90	
	98	14	11	3		13			14	14			3	31.66	10	61.50	
	99	14	10	4		14			14	14			4	30.00	9	71.66	
	100	17	12	5	2	17			15	15			5	56.60	12	50.38	
	101	14	14			14			14	14					13	64.23	
	102	10	6	4		10			10	10				4	43.25	6	72.50
	103	24	15	9		24	1	1	24	24			8	50.62	12	70.66	
	104	14	12	2		14			14	14		1		1		11	7.727
	105	14	12	2	1	14			13	13			3	39.00	8	57.50	
	106	23	20	3		23	1	1	23	22		1	3	35.00	19	80.63	
	107	17	17			17	1	1	17	17			1		17	6.982	
	108	20	19	1		20	1	1	20	19		1	1		17	64.11	
	109	15	12	3		15			15	14			3	43.33	10	66.50	
	110	17	15	2		17			17	17			3		15	81.46	
	111	26	25	1		26	1	1	26	25			1		22	98.04	
	112	13	11	2	1	13			12	12			1		11	86.63	
	113	11	9	2		11			11	11		1	2		8	75.37	
	114	15	11	4		15			15	15			4	44.50	11	51.81	
	115	10	7	3		10	1		9	9			2		7	63.57	
	116	7	6	1		7	1		6	6			6		6	70.00	
	117	9	8	1		9			9	9		1	1		6	54.16	
	118	15	15			15			15	15					15	71.00	
	119	20	20			20			20	20			1		20	7.650	
	120	13	12	1		13			13	13				1	12	84.33	
	121	19	16	3		19			19	19				1	16	77.66	
	122	11	9	2		11			11	11			2		9	71.88	
	123	14	14			14			14	14					14	65.38	
	124	2	6	1	2	2			7	7			1		7	73.14	
	125	9	4	1		9			5	5			1		4	72.50	
	126	5				5			5	5					5		
	15	1	55	22	32	1	55			54	54	1		31	46.35	20	101.40
		2	13	12	1		13	1		13	9			1		12	102.50
3		35	35			35			35	35					4	120.00	
4		12	12			12			12	12					12	83.75	
5		14	12	2		14			14	9			2		10	64.00	
6		16	14	2		16			16	16			2		12	85.91	
7		17	15	2		17			16	15			2		13	85.76	
8		19	17	2		19	1	1	19	19			1		17	85.58	
9		7	7			7			6	6					5	108.00	
10		11	10	1		11			11	11			1		9	101.66	
11		10	9	1		10			10	10					8	155.00	
12		11	11			11			11	11					11	108.18	
13		27	19	8		27	3	3	27	27			8	44.62	12	128.06	
14		34	23	11	2	34			32	32			5	32.60	28	131.07	
15		11	11			11			11	11					11	170.47	
16		17	15	2		17			16	16					11	207.50	
17		8	7	1		8			7	7					7	211.42	
18		19	18	1		19			19	19					19	215.55	
19		21	18	3		21			21	21			2		17	121.88	
20		19	19			19			19	19					18	61.08	
21		17	15	2		17	1	1	17	16			2		15	60.46	
22		22	22			22			22	22					22	68.38	
23		24	19	5		24	1	1	23	23			4	38.50	19	71.15	
24		43	36	7	1	43			42	42	1		2	44.36	6	64.16	
25		15	14	1		15			15	15			6	62.00	8	7.625	
26		11	10	1		11			11	11			2		10	62.30	
27		15	13	2		15			15	15			1		11	74.36	
28		12	12			12			12	12					12	156.66	
29		19	18	1		19			19	19			1		18	108.61	
30		19	18	1		19			19	19					18	108.61	
31		47	47			47			47	47					46	101.69	
32		51	50	1		51			51	51			1		49	101.75	
33		44	43	1		44	1	1	44	43					42	103.42	
34		40	36	4		40			40	39			3	61.66	37	99.37	
35		46	43	3		46			46	46			1		41	96.46	
36	42	40	2		42			42	41			1		37	99.64		
37	60	56	4		60			59	59			3	65.00	53	81.38		
38	45	36	9		45	1	1	44	44			7	51.85	34	89.08		
39	67	51	16		67	4		63	63			13	34.53	52	71.03		
40	29	22	7		29	1	1	28	28			7	44.57	21	77.47		
41	19	16	3		19			18	18			2		16	82.18		
42	13	12	1		13			13	13			1		10	85.00		
43	19	17	2		19			19	19					16	78.00		
44	19	17	2	1	19			18	18			2		17	64.41		
45	16	14	2		16			16	16			1		14	85.71		
46	13	12	1		13			13	13			1		12	91.50		
47	16	16			16			16	16					16	93.31		
48	12	11	1		12			12	12			1		11	85.54		
49	23	18	5		23			22	22			1	37.00	17	87.78		
50	7	7			7			7	7			4		5	117.00		
51	36	35	1		36			36	36			1		34	86.17		
52	28	28			28	1	1	28	28					26	104.80		

¹For renter - occupied dwelling units and vacant nonseasonal not dilapidated units, for rent.
²For owner - occupied dwelling units and vacant nonseasonal not dilapidated units, for sale only.

Table 3.—CHARACTERISTICS OF HOUSING FOR CENSUS TRACTS, BY BLOCKS: 1950—Con.

Census tract	Block	All dwelling units by occupancy and tenure					All dwelling units by condition and plumbing facilities			Occupied dwelling units			Contract monthly rent ¹		Value ² of one-dwelling-unit structures	
		Total	Owner occupied	Renter occupied	Vacant non-seasonal not dilap., for rent or sale	Other vacant and non-resident	Number reporting	No private bath or dilap.	No running water or dilap.	Total	Persons per room		Number reporting	Average monthly rent (dollars)	Number reporting	Average value (dollars)
											Number reporting	1.51 or more				
15	53	28	25	3		28			28	28		3	59.33	24	11,287	
16	2	4	4			4			4	4				3	11,000	
	3	19	14	5		17			19	17		4	100.50	12	10,750	
	4	18	15	2	1	18			17	17		2		14	11,542	
	5	6	6			6			6	6				6	13,133	
	6	7	5	2		7			7	7		2		5	9,500	
	7	10	10			10			10	10				7	9,500	
	9	1														
	11	10	7	3		10			10	10		3	58.33	6	8,833	
	12	2														
	13	11	9	2		11			11	11		2		8	13,437	
	14	2														
	15	20	18	1		20	2	2	19	18		1		15	10,566	
	16	10	10			10			10	10				10	23,150	
	17	6	5	1		6	1	1	6	6		1		5	26,740	
	18	9	9			9			9	9		2		6	9,000	
	19	15	13	2		15			15	14		2		10	8,850	
	20	22	19	2	1	22	3		21	21		3	40.33	16	9,700	
	21	26	21	4	1	26	1		25	25	1	5	52.00	19	11,336	
	22	10	9	1		10			10	9		1		8	9,312	
	23	9	9			9			9	9				6	8,166	
	24	7	7			7			7	7				7	8,500	
	25	10	9	1		10			10	10		1		8	6,500	
	26	9	8	1		9			9	9		1		5	7,800	
	27	8	6	2		8	2	1	8	8		2		5	6,700	
	28	14	8	5	1	14			13	13		3	46.83	7	6,571	
	29	6	2	4		6			6	6	1	3	54.33	1		
	30	11	8	3		10	1		11	11	1	3	31.66	7	7,542	
	31	3	2	1		3			3	3		1		2		
	34	3	3			3			3	3				3	6,100	
	35	5	5			5			5	5		1		5	6,400	
	36	6	5	1		6			6	6		1		4	7,785	
	37	16	14	2		16			16	16		2		11	8,500	
	38	17	12	4	1	17			16	16		2		6	7,250	
	39	8	6	2		8			8	8		2		12	8,216	
	40	14	12	2		12			14	14		2		2		
	41	6	5	1		6			6	6		1		9	6,777	
	42	11	10	1		11			11	10		1		8	8,187	
	43	36	8	28		36			36	36		28	59.60	13	7,669	
	44	16	16			16			16	16				5	7,740	
	46	7	6	1		7		1	6	5				3	8,333	
47	3	3			3			3	3				3	8,133		
48	3	2	1		3			2	2		3	69.33	17	7,564		
49	20	17	3		20			20	20		3	68.33	13	7,130		
50	17	14	3		17			17	17		3	46.66	5	7,500		
51	11	7	4	1	11			10	10		1		7	7,300		
52	13	12	1		12			13	13		2		7	8,928		
53	9	7	2		9			9	9		1		10	7,300		
54	11	10	1	1	10			10	10	1	1		11	6,818		
55	15	12	3		15			15	14		3	45.33	8	7,625		
56	11	8	3		11			11	11	1	2		5	6,500		
57	6	5	1		6			6	6		1		6	7,250		
58	10	8	2		10			10	10		2		4	7,375		
59	5	4	1		5			5	5		1		21	6,685		
60	21	21			21			21	21				5	9,000		
61	6	5	1		6			6	6		2		7	5,471		
62	11	8	3		11	2	2	11	11		3		11	5,809		
63	13	11	2		12			13	13		2		7	5,685		
64	10	8	2		10	2	2	10	10		2		17	5,929		
65	19	19			19	2	1	19	19	1	1		11	10,936		
66	15	11	4		15	1	1	14	14		4		8	11,125		
67	11	8	3		11			10	10		1		14	12,564		
68	15	14	1		15			15	15		1		10	10,200		
69	14	10	4		14			12	12		4	78.75	10	10,200		
70	21	12	9	2	21			21	21		9	51.44	10	7,390		
71	9	7	2		9			9	8		6	36.66	2			
72	9	5	4		9			9	6		1		3	5,666		
73	6	4	2		6			6	4				4	7,500		
74	8	4	4		8			8	8				8	8,375		
76	2				2			2	2				3	12,333		
77	3	3			3			3	3				8	16,562		
79	1				1			1	1				6	10,916		
80	8	8			8			8	8		2		3	9,666		
81	8	6	2		8			8	8		2		4	37,500		
82	5	3	2		5			5	5		2		8	17,875		
83	7	5	2		7	1	1	7	7		2		8	21,875		
84	12	8	4		12			12	12		2		8	16,142		
85	8	8			8			8	8				7			
86	9	8	1		9			9	8				8	18,375		
87	8	8			8			8	8				8	11,777		
88	40	29	11		36			40	37	1	8	44.87	27	12,083		
89	12	12			12			12	12				12	12,083		
90	16	13	2		14			15	15		1		11	8,527		

¹For renter - occupied dwelling units and vacant nonseasonal not dilapidated units, for rent.
²For owner - occupied dwelling units and vacant nonseasonal not dilapidated units, for sale only.

HOUSING—BLOCK STATISTICS

Table 3.—CHARACTERISTICS OF HOUSING FOR CENSUS TRACTS, BY BLOCKS: 1950—Con.

Census tract	Block	All dwelling units by occupancy and tenure					All dwelling units by condition and plumbing facilities			Occupied dwelling units			Contract monthly rent ¹		Value ² of one-dwelling-unit structures		
		Total	Owner occupied	Renter occupied	Vacant non-seasonal not dilap., for rent or sale	Other vacant and non-resident	Number reporting	No private bath or dilap.	No running water or dilap.	Total	Persons per room		Occupied by non-white	Number reporting	Average monthly rent (dollars)	Number reporting	Average value (dollars)
											Number reporting	1.51 or more					
16	91	13	6	7		13			13	13			7	58.85	6	10,416	
	92	16	14	2		15	1	1	16	16			2		14	5,557	
	93	23	17	5		23			22	22			5	4,420	17	7,500	
	94	11	8	3		11			11	11			3	4,000	7	9,271	
	95	17	16	1		17			17	17			1		16	7,318	
	96	17	11	6		17			17	17			6	48.16	10	7,180	
	97	13	12	1		13			13	13			1		12	6,750	
	98	17	16		1	17			16	16	1				17	6,688	
	99	2															
	100	91	79	10	2	91	1	1	89	89			9	50.22	81	7,696	
	101	11	9	1	1	11		2	10	5		2			10	5,500	
	102	5	5			5			5	5					4	5,500	
	103	11	9	1	1	10			10	10			1		9	5,444	
	104	11	10	1		11			11	11			1		10	5,450	
	105	6	6			6			6	6					6	4,383	
	106	10	10			10			10	10		1			10	6,800	
	107	15	13	1		15	1		14	13			1		11	7,618	
	108	16	13	3		16	1	1	16	16			3	36.66	13	6,161	
	109	15	12	3		14	1	1	15	15			3	44.00	10	6,400	
	110	7	5	1	1	6			6	6			1		5	7,000	
	111	14	9	3	1	14		3	12	12			3	55.66	9	7,166	
	113	14	14			14			14	14					14	10,500	
	114	7	7			7			7	7					7	10,428	
	115	10	6	1		10			10	10			1		10	10,500	
	116	5	5			5			5	5					5	11,600	
	117	5	5			5			5	5					5	16,100	
	118	3	3			3			3	3					3	9,500	
	119	3	3			3			3	3					3	8,666	
	120	6	6			6			6	6					6	9,500	
	121	14	13	1		14			14	14			1		12	9,000	
	122	5	5			5			5	5					5	20,100	
	123	4	4			4			4	4					4	9,125	
	124	26	22	3	1	26			25	24			3	47.00	22	7,825	
	125	16	14	2		16			16	16			2		11	7,850	
	126	12	11	1		12			12	12			1		11	5,850	
	127	13	10	1	2	13			11	11			1		10	7,940	
	128	20	17	3		20		1	20	20			3	36.00	14	6,378	
	129	15	14	1	1	15		1	14	14					14	8,533	
	130	4	3	1		4			4	4					3	7,000	
	131	5	5			5			5	5			1		5	4,900	
	132	9	7	1		9			8	8					7	5,000	
	133	6	3	3		6			6	6			3	34.00	3	7,333	
	134	9	9			9			9	9					9	6,444	
	135	2				2			2	2		2					
	136	1				1			1	1							
	138	6	5	1		6			6	5			1		5	7,000	
	139	7	5		1	7		1	5	5					6	4,116	
	140	5	5			5			5	5					5	3,800	
	141	11	9	2		11			11	11			2		9	5,166	
	142	6	6			6			6	6					6	5,833	
	143	7	5	1		7			6	6			1		5	9,400	
	144	6	5	1		6			6	6			1		5	9,300	
	145	13	8	4		13		1	12	12					8	6,425	
	146	15	13	2		15			15	15					13	8,500	
	147	15	13	2		15			15	15					13	10,715	
	148	12	11		1	12			11	11					11	8,727	
	149	8	7	1		8			8	8			1		7	7,828	
	150	8	7		1	8			7	7					8	5,562	
	151	8	6	2		8			8	8					6	8,166	
	152	3	3			3			3	3			1		3	7,333	
	153	1				1			1	1							
	154	3	3			3			3	3					3	7,666	
	155	2				2			2	2							
	157	3	3			3			3	3					3	7,333	
	158	2				2			2	2							
	159	8	7		1	8			7	6					7	6,785	
	160	6	5			6		1	5	5					5	6,500	
	161	7	7			7			7	7					7	5,214	
	162	9	9			9			9	9					9	8,655	
	163	8	8			8			8	8					8	9,525	
	164	33	27	6		33		1	33	33			3	33.33	27	8,574	
	165	12	12			12			12	12					11	7,572	
	170	2				2			2	2							
	172	1				1			1	1							
	174	8	8			8			8	8					8	9,375	
	175	5	4	1		5		1	5	5					3	11,333	
	176	11	10	1		11			11	11			1		10	7,300	
	177	17	16		1	17			16	16					17	7,147	
	178	1				1			1	1							
	179	3	3			3			3	3					3	9,600	
	180	31	30			31			30	30					30	13,383	
	182	13	11	2		13			13	13			2		9	7,888	
	183	10	6	4		10			10	10			4		5	7,800	
	184	10	3	7		10		2	10	10			7	38.75	2		
	185	12	10	2		12		2	12	12			2	42.14	2		
	186	24	14	10		24		2	12	12			2		8	9,037	
	187	1				1		2	24	24			9	56.77	12	7,400	

¹For renter - occupied dwelling units and vacant nonseasonal not dilapidated units, for rent.
²For owner - occupied dwelling units and vacant nonseasonal not dilapidated units, for sale only.

Table 3.—CHARACTERISTICS OF HOUSING FOR CENSUS TRACTS, BY BLOCKS: 1950—Con.

Census tract	Block	All dwelling units by occupancy and tenure					All dwelling units by condition and plumbing facilities			Occupied dwelling units			Contract monthly rent ¹		Value ² of one-dwelling-unit structures	
		Total	Owner occupied	Renter occupied	Vacant non-seasonal not dilap., for rent or sale	Other vacant and non-resident	Number reporting	No private bath or dilap.	No running water or dilap.	Total	Persons per room	Occupied by non-white	Number reporting	Average monthly rent (dollars)	Number reporting	Average value (dollars)
16	188	12	10	2		12			12	12					10	81.00
	189	11	11			11			11	11					11	60.72
	190	18	17	1		18		2	18	18		1		17	80.58	
	191	19	15	4		19	1	1	19	19		3	48.33	15	84.33	
17	1	12	9	3		9	1	1	12	12					7	89.85
	2	4		2		4			2	2						
	3	18	15			18			15	15					14	77.14
	4	1				1										
	5	27	23	4		27			27	27	1				21	60.90
	6	6	5	1		6		1	6	6		4	50.75	5	49.00	
	7	12	9	3		12			12	12		3	55.00	9	65.00	
	8	1				1										
	9	8	6	2		8			8	7		2			6	73.16
	10	6	4	1		6			5	5		1			2	
	11	2				2										
	14	2				2										
	15	6	4	2		6			6	6		2			1	
	16	5	4	1		5			5	5	1	1			3	65.00
	17	5	5			5		2	5	5					4	62.50
	18	6	5	1		6			6	6					5	74.20
	19	6	4	2		6			6	6		1			4	86.25
	20	7	7			7			7	7					6	70.00
	21	8	7	1		8		1	8	7					7	87.57
	22	7	4			7			4	4					4	80.00
	23	2				2										
	24	1				1			3	3					1	
	25	3	2	1		3			3	3		4	38.75			
	26	5	1	4		5		3	5	5		4	27.00			
	27	4		4		4			4	4		4				
	28	5	5			5			5	5					5	47.00
	29	1				1										
	30	21	16	3		21		2	19	19		2			14	73.57
	31	11	8	2		11			10	9		2			8	52.00
	32	5	4	1		5			5	5		1			4	65.25
	33	15	14	1		15			15	14					14	85.00
	34	12	12			12			12	12					11	72.00
	35	11	11			11			11	11					11	72.54
	36	15	15			15			15	15	1				15	72.20
	37	13	12	1		13			13	13					12	82.91
	38	16	15	1		16			16	16					14	73.57
	39	9	8	1		9			9	9					8	52.75
	40	19	17	2		19			19	19					13	59.15
	41	14	11	3		14			14	14				55.00	11	67.09
	42	17	14	2	1	16			16	15		2			13	80.53
	43	10	9	1		10			9	9					9	81.33
	44	9	8	1		9			9	9					8	78.75
	45	1				1										
	48	6	6			6			6	6					5	74.40
	49	10	9	1		10			10	10		1			9	79.11
	50	11	11			11			11	11					11	73.18
	51	14	13	1		14			14	13					12	78.75
	52	14	12	2		14		2	14	14					12	78.75
	53	15	12	2	1	14			14	13		2	46.66		11	62.27
	54	14	12	2		14			14	14					11	63.45
	55	12	12			12			12	12					12	67.25
	56	20	17	2	1	20			19	19		3	24.66		17	55.22
	57	11	8	2	1	11		1	10	10		2			9	52.22
	58	16	15	1		16			16	16		1			12	73.50
	59	12	9	2		12		2	11	9					9	66.33
60	11	9	2		11		1	11	11	1				9	71.44	
61	4	4			4			5	5					4	88.75	
62	17	16	1		17			17	17					16	75.93	
63	14	12	2		13			14	14					12	81.41	
64	22	15	5		21		1	20	20		1	40.00		16	76.67	
65	19	15	1	2	18		1	16	16					17	74.00	
66	3	2	1		3			3	3					1		
67	9	6	2		8		1	8	7					5	51.00	
68	19	16	1	1	19			17	17					14	92.71	
69	31	22	9		29			31	30			81.88		19	82.94	
70	15	12	3		15			15	15					12	81.08	
71	8	8			8			8	8					8	83.75	
72	9	8	1		9			9	9					7	93.57	
73	23	20	3		23			23	23		1	32.00		19	83.94	
74	8	7	1		8			8	8					7	66.42	
75	8	6	1		8			7	7					6	74.83	
76	11	10	1		11			11	11					10	64.70	
77	10	10			10			10	10					10	64.80	
78	7	5	2		7		1	7	7					5	65.40	
79	9	7	2		9			9	9					6	60.33	
80	14	10	4		14		4	14	14		1	38.33		10	74.40	
81	13	11	2		13			13	13					11	73.45	
82	9	9			9			9	9					9	85.71	
83	10	7	1	1	9			8	8					7	60.71	
84	11	5	1	1	11			10	10		4	44.00		5	56.80	
85	5	5			5			5	5					5	78.00	

¹For renter - occupied dwelling units and vacant nonseasonal not dilapidated units, for rent.
²For owner - occupied dwelling units and vacant nonseasonal not dilapidated units, for sale only.

HOUSING—BLOCK STATISTICS

Table 3.—CHARACTERISTICS OF HOUSING FOR CENSUS TRACTS, BY BLOCKS: 1950—Con.

Census tract	Block	All dwelling units by occupancy and tenure					All dwelling units by condition and plumbing facilities			Occupied dwelling units			Contract monthly rent ¹		Value ² of one-dwelling-unit structures	
		Total	Owner occupied	Renter occupied	Vacant non-seasonal not dilap., for rent or sale	Other vacant and non-resident	Number reporting	No private bath or dilap.	No running water or dilap.	Total	Persons per room		Number reporting	Average monthly rent (dollars)	Number reporting	Average value (dollars)
											Number reporting	1.51 or more				
17	86		3		1	1	5		3	3				3	8200	
	87															
	88		5				5		5	5				5	9200	
	89		7				7		7	7				7	6000	
	90		5				5		5	5				3	5466	
	91		3				3		3	3				7	7971	
	92		7				7		7	7				7	6500	
	93	110	10				10		10	10				8	9487	
	94	10	9				9		9	9				10	7660	
	95	10	1				1		1	1				9	6955	
	96	11	6		1	1	11	2	9	9		3	4133	6	12333	
	97		4				4		4	4				7	5671	
	98		1				1		1	1				4	4000	
	99		1				1		1	1				1		
	100		1				1		1	1				1		
	101		1				1		1	1				1		
	102		1				1		1	1				1		
	103		1				1		1	1				1		
	104		2				2		2	2				6	8166	
	105		5				5		5	5				9	9711	
	106		3				3		3	3				25	8724	
	107		3				3		3	3				3	7166	
	108		3				3		3	3				7	5185	
	109		3				3		3	3				1		
	110		1		1		1		1	1				2		
	111		3				3		3	3				2		
	112		14				14		14	14				14	4928	
	113		7				7		7	7				17	7776	
	114		6				6		6	6				16	5531	
	115		2				2		2	2				14	6292	
	116		3				3		3	3				6	6166	
	117		5				5		5	5				3	5166	
	118		1				1		1	1				4	5500	
	119		1				1		1	1				11	5190	
	120		1				1		1	1				10	4720	
	121		4				4		4	4				1		
	122		4				4		4	4				3	6833	
	123		4				4		4	4				4	9125	
	124		2				2		2	2				6	7526	
	125		4				4		4	4				19	7526	
	126		4				4		4	4				19	8105	
	127		1				1		1	1				8	6812	
	128		0				0		0	0				8	5500	
	129		1				1		1	1				1		
	130		10				10		10	10				9	5833	
	131		7				7		7	7				13	6384	
	132		7				7		7	7				5	7248	
	133		7				7		7	7				5	7706	
	134		11				11		11	11				10	8500	
	135		15				15		15	15				14	9214	
	136		17				17		17	17				17	7882	
	137		13				13		13	13				13	7815	
	138		16				16		16	16				15	4913	
	139		6				6		6	6				2		
	140		10				10		10	10				5	2740	
	141		15				15		15	15				3	5000	
	142		13				13		13	13				7	4600	
	143		6				6		6	6				11	6590	
	144		4				4		4	4				17	6005	
	145		9				9		9	9				9	3855	
	146		5				5		5	5				5	5280	
	147		3				3		3	3				15	6520	
	148		10				10		10	10				15	7533	
	149		9				9		9	9				15	7533	
	150		3				3		3	3				14	7735	
	151		3				3		3	3				8	10125	
	152		1				1		1	1				3		
	153		1				1		1	1				4	7350	
	154		6				6		6	6				8	9375	
	155		2				2		2	2				4	5375	
	156		8				8		8	8				2	13166	
	157		1				1		1	1				7	7585	
	158		7				7		7	7				3	6900	
	159		3				3		3	3				7	7928	
	160		3				3		3	3				4	8975	
	161		7				7		7	7				3	6000	
	162		3				3		3	3				3		
	163		3				3		3	3				3		
	164		3				3		3	3				3		
	165		3				3		3	3				3	8633	
	166		1				1		1	1				16	10037	
	167		14				14		14	14				10	11900	
	168		7				7		7	7				7	12142	
	169		15				15		15	15				16	7756	
	170		2				2		2	2				16		
	171	20	18				20		20	20				18	9083	
	172	42	28				42		42	42				25	4884	
	173	23	18				23		23	23				14	5607	
	174	19	18				19		19	19				18	5377	
	175	21	17				21		21	21				15	6426	
	176	32	18				32		32	32				15	5966	
	177	16	16				16		16	16				16	6025	

¹For renter - occupied dwelling units and vacant nonseasonal not dilapidated units, for rent.
²For owner - occupied dwelling units and vacant nonseasonal not dilapidated units, for sale only.

Table 3.—CHARACTERISTICS OF HOUSING FOR CENSUS TRACTS, BY BLOCKS: 1950—Con.

Census tract	Block	All dwelling units by occupancy and tenure					All dwelling units by condition and plumbing facilities			Occupied dwelling units			Contract monthly rent ¹		Value ² of one-dwelling-unit structures		
		Total	Owner occupied	Renter occupied	Vacant non-seasonal not dilap. for rent or sale	Other vacant and non-resident	Number reporting	No private bath or dilap.	No running water or dilap.	Total	Persons per room	Occupied by non-white	Number reporting	Average monthly rent (dollars)	Number reporting	Average value (dollars)	
										Number reporting	1.51 or more						
17	178	18	17	1		18	2	2	18	18					17	7,935	
	179	15	14	1		15			15	15					14	7,707	
	180	21	16	4		21	3	1	20	20			38.33	15	7,213		
	181	14	12	2		14	3		14	13				11	8,681		
	182	12	10	2		12			12	12				9	10,500		
	183	10	10			10			10	10				2	8,380		
	184	9	8	1		9			9	9				1	7,642		
	185	11	10		1	11			10	10					11	8,863	
	186	15	11	3	1	15			14	14				3	31.00	12	6,566
	187	14	12	2		14	3	3	14	14				2	12	6,733	
	188	2														3	14,000
	189	4	4						4	4						8	10,200
	190	8	8						8	8						13	10,461
	191	13	12		1	13			12	12						14	8,450
	192	17	14	3		17	1	1	17	17			3	37.66	19	6,447	
	193	34	20	12	1	34	6	6	32	32			11	67.54	12	7,375	
	194	18	12	4	1	18			16	16			4	22.75	12	7,708	
	195	14	12	2		14			14	14			1		14	5,607	
	196	20	13	5	2	20	3	2	18	18			5	34.40	14	5,342	
	197	19	14	5		19	1	1	19	19			5	47.00	14		
	198	19	13	6		19	2	2	19	19		1	6	42.66	12	5,775	
	199	13	10	3		13			13	13			3	53.00	9	7,611	
	200	23	14	8	1	23	2		22	22			8	37.25	13	6,369	
	201	10	10			10			10	10					10	10,500	
	202	16	14	2		16			16	16			1		14	7,571	
	203	11	11			11			11	11					11	11,727	
	204	15	14	1		15			15	15			1		13	10,423	
	205	17	15	2		17			17	17			2		15	8,953	
	206	11	8	1	2	10	2	2	9	9			1		10	5,810	
	207	8	8			7			8	8					8	8,225	
	208	7	7		1	7			7	7					7	5,185	
	209	5	4			5			4	4					5	6,540	
	210	3	3			3			3	3					3	5,400	
	211	3	3			3			3	3					3	7,333	
	212	6	6			6	1	1	6	6					6	9,116	
	213	7	7			7			7	7		1			6	6,316	
	214	4	4			4	1	1	4	4					3	5,433	
	215	7	4	3		7	2		7	7		1	3	35.00	1	5,820	
	216	5	4		1	5			4	4					5	6,750	
	217	4	4			4			4	4					4	6,500	
	218	5	4		1	5			4	4					5	8,100	
	219	3	3			3			3	3					2	6,500	
	220	6	4	1	1	6	2	1	5	5			1		5	7,800	
	221	3	2			3			3	3					4	6,500	
	222	8	5			8			5	5					8	6,250	
223	5	5			5			5	5					11	9,545		
224	8	7		1	8			7	7			2		15	7,900		
225	13	11	2		13			13	13			2		10	7,650		
226	17	15	1	1	16			16	16			1		15	7,400		
227	17	11	1	1	13			12	12			2		13	6,523		
228	19	15	4		19			19	19			4	38.75	13	7,800		
229	17	13	4		17			17	17			4	52.50	4	6,375		
230	6	5	1		6			6	6			4		5	7,800		
231	10	5	5		9			9	9			4	28.75	4	6,375		
232	1													2	9,500		
233	4	2	2		4			4	4			1		3	7,500		
234	3	3			3			3	3					6	8,328		
235	17	8	8	1	15	9	5	16	16			8	28.37	2	7,500		
236	34	3	27	3	33	19		30	30			28	22.25	2	8,328		
237	9	7	2		9			9	9		1	2		7	5,350		
238	12	12			11			12	12			1		12	7,225		
239	10	9	1		10			9	9			1		8	6,600		
240	5	5			5			5	5					5	9,721		
241	14	14			14			14	14					14	5,600		
242	6	5	1		6			5	5			1		3	4,066		
243	5	4	1		5			5	5			1		11	6,136		
244	12	10	1	1	12	1	1	11	11			1					
18	1	8	6	1	1	8			7	7				2	6	6,816	
	2	1				1			1	1					4	5,325	
	3	7	3	1	3	7			3	3				2	8	5,487	
	4	11	8	3		11			11	11				9	9	5,344	
	5	12	10	1	1	12			11	11				6	17	5,882	
	6	27	18	6	3	27	1	1	24	24				9	9	6,177	
	7	10	8	1	1	10			9	9			5	51.60	12	7,083	
	8	18	12	5		18			17	17			9	51.33	5	7,440	
	9	15	6	9		15			15	15					9	9,466	
	10	10	10			10			10	10					6	6,916	
	11	9	7	1		9			8	8			1		4	6,750	
	12	5	4		1	5			4	4			1		8	5,750	
	13	9	8	1		9			9	9			1		10	5,550	
	14	12	11	1		12			12	12			1		13	6,715	
	15	19	14	5		18			19	18			5	38.00	6	7,250	
16	13	6	6	1	13			12	12			3	68.00	2	7,250		
18	5	2	3		5			5	5			3	25.00	2			
19	8	5	3		8			8	8			3	51.66	4	5,125		

¹For renter - occupied dwelling units and vacant nonseasonal not dilapidated units, for rent.
²For owner - occupied dwelling units and vacant nonseasonal not dilapidated units, for sale only.

HOUSING—BLOCK STATISTICS

Table 3.—CHARACTERISTICS OF HOUSING FOR CENSUS TRACTS, BY BLOCKS: 1950—Con.

Census tract	Block	All dwelling units by occupancy and tenure					All dwelling units by condition and plumbing facilities			Occupied dwelling units			Contract monthly rent ¹		Value ² of one-dwelling-unit structures	
		Total	Owner occupied	Renter occupied	Vacant non-seasonal not dilap., for rent or sale	Other vacant and non-resident	Number reporting	No private bath or dilap.	No running water or dilap.	Total	Persons per room	Occupied by non-white	Number reporting	Average monthly rent (dollars)	Number reporting	Average value (dollars)
									Number reporting	1.51 or more						
18	20	11	2	7	1	1	10		9	8		6	3 333	2		
	21	14	7	5			13		14	12		5	3 000	7	7 642	
	22	13	7	5		1	13		12	8	1	3	3 980	6	6 433	
	23	8	5	3			8	1	8	3		3	4 500	5	6 240	
	24	5	3	2			3		3	3		3	3 233			
	25	11	5	4	2		11	3	9	3	1	3	2 866	3	6 533	
	26	7	4	3			11		11	11		3	3 500	7	5 085	
	27	11	7	4			10		10	10		3	3 866	6	6 583	
	28	10	7	3			10		10	10		3	4 619	5	7 200	
	29	39	13	26			28	1	39	28	1	21	4 619	5	7 200	
	30															
	31	19	13	5	1		19		18	18		4	5 375	13	8 307	
	32	16	11	5			16		16	16		3	6 200	9	11 366	
	33	21	15	6			21	2	21	21		6	4 050	12	8 450	
	34	22	21	1			22		22	22		1		21	8 519	
	35	19	11	8			19	5	19	19		8	20 62	10	6 070	
	36	18	15	3	1		18		17	17		2		15	9 526	
	37	15	7	8			15		15	15		8	3 500	5	7 420	
	38	8	5	3			8		8	8		2		5	5 300	
	39	12	5	7			12		12	12		7		5	5 840	
	40	8	7	1			8		8	8	1	1	3714	5	5 840	
	41													6	5 916	
	42	7	7				7		7	7				7	8 642	
	43	9	7	1		1	9		8	8		1		7	6 900	
	44	10	8	2			10		10	10		2		8	5 350	
	45	7	7				7	1	7	7				7	5 214	
	46	13	13				13		13	13				12	7 041	
	47	9	9				9		9	9				8	5 187	
	48	22	11	10	1		22	4	21	21	1	10	3 130	8	8 437	
	49	16	14	2			16		16	16		1		14	6 900	
	50	44	34	10	1	2	41	20	41	38	1	31	3 525	5	5 500	
	51	30	24	6	1		30	18	29	29	1	1	7 000	20	7 620	
	52															
	53	16	13	3			16		16	16		2		12	7 550	
	54	44	26	14		1	40	1	40	40		14	8 285	25	8 296	
	55	16	13	3			16		16	15		3	3 966	12	7 166	
	56	11	10	1			11		11	11		1		10	7 020	
	57	10	8	2		1	10	2	9	9	2	1		7	6 714	
	58	11	8	3			11	2	11	11		3	2 333	7	7 757	
	59	11	7	4	1	2	9	4	9	9		9	6 829	2		
	60	21	18	3	1	2	14	1	15	15		3	6 666	11	6 818	
	61	23	20	3			23		22	22		4	4 900	19	5 757	
	62	6	5	1			6		6	6		1		5	8 400	
	63															
	64	9	7	1	1		9		8	7		1		6	6 333	
	65	12	7	5			12		12	12		5	4 960	7	7 185	
	66	12	10	2			12		12	12		2		8	8 062	
	67	21	19	2			21	2	21	21		1		18	7 883	
	68	22	20	2			22	1	21	21		3		29	9 006	
	69	22	20	2			22		23	23		2	5 500	20	8 750	
	70	17	13	4			17	1	19	19	1	1		17	10 282	
	71	39	33	6		1	38	1	38	38		25	8 840	9	9 833	
	72	30	25	5			29		29	29	1	3	3 833	6	6 416	
	73	12	8	4			12		11	11		2	8 188	3	9 000	
	74	12	9	3		1	12	2	11	11		3	6 000	6	5 966	
	75	8	5	3		1	8	1	5	5		8		7	7 675	
	76	10	9	1			10		9	9		1		8	7 950	
	77	6	6				6		5	5		2		4	7 750	
	78	4	3	1			4		4	4		3		3	5 666	
	79	13	10	3			13		13	13		1	7 066	6	11 000	
	80	11	9	2			11		11	11		2		9	8 777	
	81	34	11	23	2		34	3	32	32		21	6 485	10	8 750	
	82	17	10	7	2	2	17	1	15	15		5	5 900	11	7 181	
	83															
	84	13	10	3			13		13	12		3	3 733	10	10 950	
	85	13	10	3			13		13	13		3	3 433	9	10 555	
	86	10	8	2		1	10		9	9		1		9	7 988	
	87	10	8	2			10		10	10		1		7	8 142	
	88	4	3	1			4		4	4		3		3	9 333	
	89	27	23	4		1	27		26	26		3	7 833	20	12 550	
	90	9	9				9		9	9		1		9	10 888	
	91	15	13	2			15		15	15		1		13	9 961	
	92	16	14	2			16	2	16	16		2		14	7 850	
	93	8	7	1			8		8	8		1		7	15 400	
	94															
	95	38	31	7			38	2	38	38		5	4 360	28	9 735	
	96	23	19	4			23		23	23		3	4 833	15	9 006	
	97	65	17	33	14	1	50		50	50		4	7 791	14	7 392	
	98	9	7	2			9		7	7		1		6	15 000	
	99	7	6	1			7		7	7		1		6	6 983	
	100	3	2				3		3	3		1		2		
	101	18	14	4		1	18		17	17		2		14	7 285	
	102	18	15	3			18	2	18	18	1	3	4 666	14	8 678	
	103	18	13	5		2	17		16	16		1		13	6 192	
	104															
	105	20	12	8			20	3	18	18	1	6	3 966	8	9 687	
	106	40	33	7		3	40		37	37		4	60 75	30	9 050	
	107	49	22	25		2	49		47	47		25	8 138	22	10 136	
	108	39	35	4		1	39		36	36		1		36	10 577	
	109	12	9	3			12		12	12		5	9 300	7	15 571	
	110	14	7	7		2	14		11	11		5		11	16 436	
	111	23	22	1		1	23		22	22		2		21	15 161	

¹For renter-occupied dwelling units and vacant nonseasonal not dilapidated units, for rent.
²For owner-occupied dwelling units and vacant nonseasonal not dilapidated units, for sale only.

Table 3.—CHARACTERISTICS OF HOUSING FOR CENSUS TRACTS, BY BLOCKS: 1950—Con.

Census tract	Block	All dwelling units by occupancy and tenure					All dwelling units by condition and plumbing facilities			Occupied dwelling units			Contract monthly rent ¹		Value ² of one-dwelling-unit structures	
		Total	Owner occupied	Renter occupied	Vacant non-seasonal not dilap., for rent or sale	Other vacant and non-resident	Number reporting	No private bath or dilap.	No running water or dilap.	Total	Persons per room		Number reporting	Average monthly rent (dollars)	Number reporting	Average value (dollars)
											Number reporting	1.51 or more				
18	109	3	3			3			3	3				3	36000	
	110	14	14			14			14	14				14	13835	
	111	9	6	1		2			9	7				6	14916	
	112	42	37	1	1				39	41			46.66	36	11802	
	113	57	55	1	1				57	56				56	12235	
	114	11	10	1					11	11				10	6680	
	115	13	8	5					13	13			28.00	6	8833	
	116	17	15	2					17	17				14	5992	
	117	15	11	3	1				15	14			42.66	12	6166	
	118	40	8	28	3	1		4	40	36	1		39.44	5	5000	
	119	9	3	4	2			2	9	7			36.33	3	6333	
	120	22	21	1					22	22				21	5900	
	121	27	24	3					27	27			40.00	23	6665	
	122	12	11	1					12	12				11	7927	
	123	7	6	1					7	7				6	9216	
	124	3	2			1			3	2				2	12137	
	125	13	11	2					13	13				8	10700	
	126	33	29	3		1		1	33	32			17.33	28	8833	
	127	6	5		1				6	4				3	9000	
	128	8	4	4					8	8			23.00	3	7772	
	129	13	11	2					13	12				11	8822	
	130	10	9	1					10	10				9	11000	
	131	6	5						6	6				4	12651	
	132	5	1	3		1			5	3			66.66	1	10150	
	133	32	28	2		2			29	28				29	11106	
	134	11	9	2				4	11	11	1		46.42	8	10040	
	135	33	19	13	1			3	33	31			32.80	15	9118	
	136	36	14	21	1			15	34	35	1		43.05	10	10040	
	137	56	15	38	2	1		11	55	53				11	9118	
	19	3	19	18		1			19	18					19	10263
		4	35	23	9		3		32	30			7	41.42	21	11800
		5	17	14	2		1		17	16			1		14	10857
		6	12	8	2				12	12			3	53.00	8	9437
		7	21	21					21	20			1		21	10490
		8	8	6	2				8	8			2		6	11666
		9	15	15					15	15					14	15321
		10	19	17	1		1		18	18			1		16	14462
11		7	4	3				7	7			3	63.33	3	11500	
12		18	16	1		1		18	17			1		15	11860	
13		17	17					17	17					17	13323	
14		10	7	3				10	10			2		10	11250	
15		15	12	3				15	15			3	35.66	10	8200	
16		21	13	7		1		21	20		2		49.00	12	10375	
17		1						1						15	12633	
18		18	17	1				18	18			1		14	12250	
19		27	26	1				27	26			1		17	14394	
20		18	18					18	18					8	15062	
21		8	8					8	8					5	16500	
22		5	5					5	5					5	16500	
23		21	21					21	21					21	11471	
24		24	22	2				24	24			1		21	10338	
25		22	22					22	22			69	69.72	9	11000	
26		25	22	6		4		25	25			5	98.33	22	10250	
27		21	25	3				21	21		2		67.40	15	11500	
28		28	25	3		1		27	27			2		23	11065	
29		15	12	3				15	15			2		12	13583	
30		20	18	2				20	20			2		17	12264	
31		26	23	3				26	26			2		22	11590	
32		21	19	2				21	21			2		18	9972	
33		22	21	1				22	22			1		19	12710	
34		22	21	1				22	22			1		19	14136	
35		16	15	1				16	16			1		15	11500	
36		19	18	1				19	19			1		18	13722	
37		17	17					17	17			1		17	13441	
38		21	16	3				21	21			2		18	12927	
39		7	7					7	7			2		7	12242	
40		24	22	2				24	24			2		22	13000	
41		10	9	1				10	10			1		8	9750	
42		17	16	1				17	17			1		15	12286	
43		17	16	1				17	17			1		16	12781	
44		17	16	1				17	17			1		18	18444	
45		21	18	1	1			21	19			1		19	12984	
46		8	8			1		8	8			1		7	12928	
47		16	16					16	14			2		16	15187	
48		29	10	17		2		27	24			18	59.50	2	15750	
49		21	3	18				21	21			17	58.88	2	15750	
50		12			12			12	12			12	73.33	13	12230	
51	14	14			1		14	14			1		12	9916		
52	14	12	1				14	13			1		12	12958		
53	14	12	1		1		14	14			2		12	10291		
54	16	14	2				16	15			2		13	12884		
55	15	12	2		1		15	14			2		14	12928		
56	16	16					16	16					13	12884		
57	14	14					14	14					14	12928		
58	2	2					2	2					16	14225		
59	16	16					16	16					16	14225		

¹For renter - occupied dwelling units and vacant nonseasonal not dilapidated units, for rent.
²For owner - occupied dwelling units and vacant nonseasonal not dilapidated units, for sale only.

HOUSING—BLOCK STATISTICS

Table 3.—CHARACTERISTICS OF HOUSING FOR CENSUS TRACTS, BY BLOCKS: 1950—Con.

Census tract	Block	All dwelling units by occupancy and tenure					All dwelling units by condition and plumbing facilities			Occupied dwelling units			Contract monthly rent ¹		Value ² of one-dwelling-unit structures		
		Total	Owner occupied	Renter occupied	Vacant non-seasonal not dilap., for rent or sale	Other vacant and non-resident	Number reporting	No private bath or dilap.	No running water or dilap.	Total	Persons per room		Occupied by non-white	Number reporting	Average monthly rent (dollars)	Number reporting	Average value (dollars)
											Number reporting	1.51 or more					
19	61	22	18	1					22	18			1		8	13,562	
	62	22	18	1				22	18				2		19	12,157	
	63	22	18	1		1		22	18				2		13	13,427	
	64	22	18	1				22	18				2		15	11,156	
	65	22	18	1				22	18				2		12	10,958	
	66	22	18	1				22	18				2		11	11,363	
	67	22	18	1				22	18				2		11	13,000	
	68	22	18	1		1		22	18				1		12	12,608	
	69	22	18	1				22	18				1		13	13,461	
	70	22	18	1				22	18				1		14	13,142	
	71	22	18	1				22	18				1		12	13,608	
	72	22	18	1		1		22	18				1		9	13,666	
	73	22	18	1				22	18				1		15	13,633	
	74	22	18	1				22	18				5	59.00	15	10,923	
	75	22	18	1		1		22	18				2		15	10,722	
	76	22	18	1				22	18				2		12	11,000	
	77	22	18	1				22	18				2		11	11,375	
	78	22	18	1				22	18				2		20	11,030	
	79	22	18	1				22	18				2		14	13,500	
	80	22	18	1				22	18				2		14	15,812	
	81	22	18	3			4	22	18				3	40.00	13	14,423	
	82	22	18	2				22	18				2		15	13,166	
	83	22	18	2				22	18				1		21	11,166	
	84	22	18	2				22	18				1		15	16,400	
	85	22	18	2				22	18				1		27	15,629	
	86	22	18	2				22	18				1		19	15,105	
	87	22	18	2				22	18				1		20	10,975	
	88	22	18	2		1		22	18				1		14	11,371	
	89	22	18	2				22	18				1		14	12,322	
	90	22	18	2				22	18				1		9	14,375	
	91	22	18	2			1	22	18				2		19	12,015	
	92	22	18	2				22	18				2		13	10,000	
	93	22	18	2		1		22	18				1		21	11,761	
	94	22	18	2				22	18				1		20	15,075	
	95	22	18	2				22	18				1		18	17,555	
	96	22	18	2				22	18				1		21	12,761	
	97	22	18	2				22	18				1		24	12,083	
	98	22	18	2				22	18				1		14	16,728	
	99	22	18	2		1		22	18				1		11	16,000	
	100	22	18	2				22	18			1	2		24	12,541	
101	22	18	4				22	18				1		19	10,815		
102	22	18	2				22	18				1		19	10,105		
103	22	18	2				22	18				4	67.00	24	11,029		
104	22	18	4				22	18				3	71.00	19	12,000		
105	22	18	3				22	18				3		18	16,111		
106	22	18	3		1		22	18				3	70.00	14	16,071		
107	22	18	2				22	18				2		21	12,738		
109	22	18	2				22	18				2		23	13,891		
110	22	18	2				22	18				2		23	11,508		
111	22	18	1				22	18				1		17	13,035		
112	22	18	1				22	18				1		17	13,035		
20	1	6	6				6	6				6		6	9,250		
	2	11	11		1	2	11	6	6		1	6	33.00	12	8,250		
	3	11	11				11	6	6			4	61.66	11	8,963		
	4	11	11				11	6	6			4	46.25	15	8,773		
	5	11	11				11	6	6			1		15	8,773		
	6	11	11				11	6	6			1		15	8,773		
	7	11	11			11	11	6	6				1		15	8,773	
	8	11	11				11	6	6				1		15	8,773	
	9	11	11				11	6	6				1		15	8,773	
	10	11	11				11	6	6				1		15	8,773	
	11	11	11				11	6	6				1		15	8,773	
	12	11	11				11	6	6				1		15	8,773	
	13	11	11				11	6	6				1		15	8,773	
	14	11	11				11	6	6				1		15	8,773	
	15	11	11				11	6	6				1		15	8,773	
	16	11	11				11	6	6				1		15	8,773	
	17	11	11				11	6	6				1		15	8,773	
	18	11	11				11	6	6				1		15	8,773	
	19	11	11				11	6	6				1		15	8,773	
	20	11	11				11	6	6				1		15	8,773	
21	11	11				11	6	6				1		15	8,773		
22	11	11				11	6	6				1		15	8,773		
23	11	11				11	6	6				1		15	8,773		
24	11	11				11	6	6				1		15	8,773		
25	11	11				11	6	6				1		15	8,773		
26	11	11				11	6	6				1		15	8,773		
27	11	11				11	6	6				1		15	8,773		
28	11	11				11	6	6				1		15	8,773		
29	11	11				11	6	6				1		15	8,773		
30	11	11				11	6	6				1		15	8,773		
31	11	11				11	6	6				1		15	8,773		
32	11	11				11	6	6				1		15	8,773		
33	11	11				11	6	6				1		15	8,773		
34	11	11				11	6	6				1		15	8,773		
35	11	11				11	6	6				1		15	8,773		
36	11	11				11	6	6				1		15	8,773		
37	11	11				11	6	6				1		15	8,773		
41	11	11				11	6	6				1		15	8,773		

¹For renter - occupied dwelling units and vacant nonseasonal not dilapidated units, for rent.
²For owner - occupied dwelling units and vacant nonseasonal not dilapidated units, for sale only.

Table 3.—CHARACTERISTICS OF HOUSING FOR CENSUS TRACTS, BY BLOCKS: 1950—Con.

Census tract	Block	All dwelling units by occupancy and tenure					All dwelling units by condition and plumbing facilities			Occupied dwelling units			Contract monthly rent ¹		Value ² of one-dwelling-unit structures		
		Total	Owner occupied	Renter occupied	Vacant non-seasonal not dilap., for rent or sale	Other vacant and non-resident	Number reporting	No private bath or dilap.	No running water or dilap.	Total	Persons per room		Occupied by non-white	Number reporting	Average monthly rent (dollars)	Number reporting	Average value (dollars)
											Number reporting	1.51 or more					
20	42	17	2	15		17			17	17			14	51.42			
	43	25	3	22		25	1	1	25	25			22	51.72			
	44	17	4	13		17			17	17			13	46.61	1		
	45	48	2	45	1	47			47	47	1	2	46	47.02	1		
	47	19	2	17		17			19	17			14	51.42	1		
	48	23	3	20		23			23	23	1		19	51.89	2		
	49	59	8	51		59			59	58		1	49	41.30	4	6,375	
	50	30	1	28		29			29	29			28	58.46			
	51	20	9	11		20			20	20			10	61.90	8	6,312	
	52	19	8	11		19			19	19			9	48.44	6	8,083	
	53	16	15	1		16			16	16		1	4		14	9,857	
	55	14	10	3	1	14			14	13			1	46.25	8	6,975	
	56	15	8	6		15			15	14	1	3	6	64.83	8	5,737	
	57	21	8	13		21			21	21		3	13	50.61	5	11,800	
	58	9	3	6		9	1	1	9	9		1	6	42.16	2		
	59	7	3	4		7	1	1	7	7		1	3	48.33	1		
	60	113	10	101	2	110	5	1	111	110	1		99	48.23	6	8,916	
	61	2				2			2	2							
	62	1				1			1	1							
	63	1				1			1	1							
	64	2				2			2	2							
	65	4		3	1	4			3	3			4	32.50			
	66	41	1	40		39	1		41	41			38	51.65			
	67	33	11	21	1	31	2		32	31	1	2	21	63.66	5	10,860	
	68	77	7	70		77	2		77	75			67	57.68	4	8,500	
	69	10	9	1		10			10	10			1		8	7,125	
	70	6	3	3		6			6	6			3	31.66	3	7,666	
	71	10	5	5	1	10			8	8			3	55.00	4	6,375	
	72	13	10	3		13			13	13		1	3	38.00	8	7,280	
	73	18	11	7		18			18	18			7	41.14	9	7,633	
	74	13	11	2		13			13	13			2		11	8,090	
	75	11	10	1		11			11	11			1		10	8,300	
	76	13	10	2	1	12	1	1	12	12			2		9	7,444	
	77	13	11	2		12			13	12			1		10	8,000	
	78	11	6	4	1	10			10	10	1		5	52.00	5	7,200	
	79	26	5	20	1	25	2		25	25			21	40.95	5	7,400	
	80	7	7			7			7	7			9	48.66	6	6,750	
	81	26	16	9		26	1		25	25			9		14	7,392	
	82	32	10	21	1	31			31	31			21	56.14	7	5,857	
	83	23	7	16		23			23	23			16	55.25	3	10,833	
	84	10	3	7		10	1		10	10	1		7	42.42	5	9,400	
	85	53	10	41	2	53	4		51	51	1		41	51.92	11	7,090	
	86	43	15	27		43	3		42	41		2	24	40.70	11	5,944	
	87	25	12	11		24			23	23		2	9	46.33	9	6,750	
	88	29	16	11	2	29	2		27	27			11	43.37	10	6,120	
	89	8	8		1	8			7	7			1		5	5,780	
	90	15	7	7		15	2		14	14		2	7	46.14	5	9,250	
	91	24	9	15		24	4	1	24	24	1		13	50.15	6	7,500	
	92	21	9	12		21	2		21	21			11	33.72	7	5,471	
	93	19	13	6		19	2	1	19	18			6	38.16	11	6,936	
	94	12	10	1	1	12	2		11	11			2		9	5,611	
	95	12	11	1		12	1	1	12	12			7		11	6,563	
	96	17	9	7		17	2	2	16	16			7		6	6,500	
	97	12	9	3		12			12	12			3	56.66	9	8,555	
	98	12	9	3		12			12	12			3	46.66	8	7,187	
	99	23	5	17		23	1		22	22			16	56.31	1		
	100	43	9	28	3	43	9		37	37			31	50.70	5	7,560	
	101	22	5	15		22	4	2	20	20			14	40.57	4	7,500	
	102	1				1			1	1							
	104	73	6	66	1	72	2		72	71		5	64	46.37	3	5,333	
	105	22	15	7		22			22	22			7	47.42	11	6,827	
	106	36	9	17		25			26	25		1	15	39.20	3	9,500	
	107	47	18	29		47	13	2	47	47			29	42.89	11	5,781	
	108	38	13	22	1	37	3	1	35	35			20	36.00	5	6,500	
	109	14	4	10		14	5		14	14			10	47.20	1		
	110	39	3	35	1	39			38	38			34	53.94	1		
	111	17	12	4		17	1		16	16			3	36.66	10	7,200	
	112	29	5	24		29	8		29	29			23	33.69	4	5,750	
	113	46	15	30	1	46	1	1	45	45			30	52.33	13	8,307	
	114	33	14	19		31			33	32			15	50.60	14	9,622	
	115	33	13	20		33			33	33			19	54.00	9	6,255	
	116	29	10	17	2	29	2	1	27	27	1		16	41.62	11	5,490	
	117	23	16	7		23			23	23			6	53.33	12	6,291	
	118	33	38	38	6	80	19		76	74	2	1	39	37.82	25	6,060	
	119	17	16	1		16			17	17			1		16	9,250	
	120	9	3	5	1	9	2		8	8		1	4	37.50	2		
	121	15	8	6		15	1		14	14			6	49.00	6	5,083	
	122	9	1	8		9	1		9	9			7	26.71			
	123	14	6	7	1	14	4		13	13			8	32.25	3	5,166	
	124	46	10	35	1	46	13		45	44	1		33	29.81	8	6,487	
	125	26	16	10		25			25	25			10	35.80	15	6,326	
	126	37	10	26	1	36			36	36			25	40.19	6	5,783	
	127	23	12	11		23	5		23	23			11	31.81	11	6,954	
	128	37	11	25	1	35	12		34	34			23	31.36	8	5,225	
	129	24	15	9		24	5	1	24	24			8	31.62	12	8,158	
	130	52	9	41	2	52	8		50	50	1		42	66.92	6	5,750	
	131	13	10	3		13			13	13			3	51.00	10	4,970	

¹For renter - occupied dwelling units and vacant nonseasonal not dilapidated units, for rent.
²For owner - occupied dwelling units and vacant nonseasonal not dilapidated units, for sale only.

HOUSING—BLOCK STATISTICS

Table 3.—CHARACTERISTICS OF HOUSING FOR CENSUS TRACTS, BY BLOCKS: 1950—Con.

Census tract	Block	All dwelling units by occupancy and tenure					All dwelling units by condition and plumbing facilities			Occupied dwelling units			Contract monthly rent ¹		Value ² of one-dwelling-unit structures		
		Total	Owner occupied	Renter occupied	Vacant non-seasonal not dilap., for rent or sale	Other vacant and non-resident	Number reporting	No private bath or dilap.	No running water or dilap.	Total	Persons per room	Occupied by non-white	Number reporting	Average monthly rent (dollars)	Number reporting	Average value (dollars)	
20	132	22	9	12		1	22			21	21		11	33.27	9	5,411	
	133	29	12	17			28			29	29		17	31.52	10	5,150	
	134	19	10	5	3	1	19			15	15		8	33.00	9	6,244	
	135	7		7			7	4	4	7	7		7	28.57			
	136	28	16	11		1	28	8	1	27	27	2	11	43.27	15	5,166	
	137	31	17	13		1	31	10	10	30	30		13	25.61	15	4,360	
	138	29	15	13		1	29	5	3	28	28	1	13	33.92	10	6,740	
	139	13	8	5			13			13	13		5	56.00	8	5,725	
	140	16	8	8			16	8	7	16	16	1	7	26.85	6	5,700	
	141	22	17	3		2	22	4	4	20	20		3	43.00	17	5,623	
	21	2	2														
		3	9	5	4			9			9	9		4	28.50	5	10,300
		4	12	3	7		2	12	1	1	10	10		7	47.42	1	
		5	6	4	2			6			6	6		2		4	7,500
10		2					2			2	2		6	45.50	2		
11		11	4	7			11	2		11	11		6	43.60			
12		23	22	21			23	3	2	23	23		20	37.55	1		
13		12	3	9			12	2		12	12	1	9	36.66	1		
14		7	4	3			7	6		7	7		3	62.07	1		
15		92		91		1	90			91	91		92				
17		16	3	12		1	16			15	15		12	25.08			
24		3	1	2			3			3	3		2				
25		2					2			2	2		1			2	
32		3	2	1			3			3	3		1	30.50	1		
44		22	4	18			22	12	6	22	22		18	32.16	2		
45		13	4	6		3	12			10	10		6		1		
47		1					1			1	1		12	41.16	1		
49		13	5	3			13	5		13	13		3	36.00	1		
50		5	2	3			5			5	5	1	3	36.00	1		
53		10	1	9			10	2		10	10		9	35.66	1		
54		26	6	18		2	26	7		24	24	1	20	43.80	3	7,666	
55		18	5	13			18	2		18	18		13	38.53	4	6,750	
56		2					2			2	2						
58		4	1	3			4			4	4		3	40.00	1		
59		19	5	13		1	19	4		18	18		12	38.41	5	5,500	
60		4	1	3			4			3	3		2				
61		31	3	28		3	30	27	7	26	26	2	23	21.65	1		
62		16	3	6		3	16	12		13	13	2	9	20.55	1		
63		20	8	11		1	20	6		19	19		10	26.30	4	3,825	
64		8		6			7			8	7		6	33.66			
65		4	2	2			4			4	4		2		1		
66		25	2	21		2	25	21	21	23	23		21	30.14	1		
72		44	2	42		2	44	1		42	41		41	46.82			
73		28		27			28	7		27	27		5	35.31			
74		23	1	22			23	2		22	22		1	25.18			
75		17	5	13		3	17	8		14	14		15	30.13			
76		21	1	15		1	21	9		20	20		16	30.93	1	4,375	
77		18	9	9		2	18	3	1	16	16		8	38.12	4	3,800	
78		34	8	23		1	32	25		31	30		24	33.29	2		
79		12	5	7			12	2		12	12		6	33.50	2		
80		15	3	10		1	15	10		13	13		11	23.81	2		
81		22	3	14		1	22	13	3	17	17		18	34.27	2		
85		14	4	8		1	14	8		12	12		9	28.22	4	10,000	
86		12	5	6			12	5		11	11		6	42.66	5	7,360	
87		25	2	22		1	24	2		24	24		2	57.72	1		
88		8		4			8			7	7		4	50.00	1	8,900	
89	12	2	10			12	1		12	12		10	75.20	1			
90	30	5	25			30	1		30	30		23	50.08	3	9,666		
92	27	2	22			27	5	1	27	27		20	68.70	1			
93	13	5	4		2	13	2		9	9	2	6	41.00	5	6,800		
94	20	2	17		1	20	10		19	19	2	18	36.22	2			
95	3		3			3			3	3		1					
99	12	4	8			12	3		12	12		7	28.42	4	7,125		
100	6	5	1			6	2		6	6		1		4	8,125		
101	11	9				11			11	11		9	28.22				
102	41	2	34		5	41	11		36	36	2	38	38.88				
103	40	1	39			40	5		40	40		39	30.15	1			
104	29	2	23		4	29	22		25	25	2	25	26.72				
105	11	1	10			11	9		11	11		10	23.40				
114	80	1	69		10	79	79		70	68		76	21.75				
115	15	1	13		1	15	14		14	14		13	33.23				
116	19	2	18			19	9		18	18		19	26.21	2			
117	6		4			6			6	6		4	18.50				
118	12	2	11		1	12	11		11	11		12	26.23				
119	42	4	33		4	41	25		37	37		37	30.56				
120	11	2	8		1	11	11		10	10		9	25.66				
122	1					1			1	1		9	37.55	2			
124	12	2	9		1	11	7		11	11	2	5	29.40	1			
125	7	4	3			7	5		6	6		4	42.50	4	8,750		
126	13		4		4	13			9	9							
127	15	8	6		1	13			14	14		7	41.57	6	8,083		
128	17	3	14			17	7		17	17		12	32.25	1			
129	33	5	28			33	8		33	31		25	43.96	1			
130	47	14	32		1	46	18	1	46	45		30	36.60	8	6,625		
131	4	2	1		1	4			3	3		1		1			

¹For renter - occupied dwelling units and vacant nonseasonal not dilapidated units, for rent.
²For owner - occupied dwelling units and vacant nonseasonal not dilapidated units, for sale only.

Table 3.—CHARACTERISTICS OF HOUSING FOR CENSUS TRACTS, BY BLOCKS: 1950—Con.

Census tract	Block	All dwelling units by occupancy and tenure					All dwelling units by condition and plumbing facilities			Occupied dwelling units			Contract monthly rent ¹		Value ² of one-dwelling-unit structures		
		Total	Owner occupied	Renter occupied	Vacant non-seasonal not dilap., for rent or sale	Other vacant and non-resident	Number reporting	No private bath or dilap.	No running water or dilap.	Total	Persons per room		Occupied by non-white	Number reporting	Average monthly rent (dollars)	Number reporting	Average value (dollars)
											Number reporting	1.51 or more					
21	132	23	6	16	1	22	3		22	21		1	16	40.12	3	7.333	
	133	14	8	5	1	14	3		13	13			6	50.66	6	7.083	
	134	25	4	13	4	24	12		21	21			17	28.64	7	6.214	
	135	19	8	15		18	8		19	18	3		14	27.50	1		
	136	12	4	7		12	3		11	11			7	34.71	2		
	137	32	5	26	1	30	20	1	31	30	1		27	28.14	4	6.250	
	138	7		5	1	7	2		5	5	1		6	45.50			
	139	2															
	140	20	7	12		20	13	13	19	19		1	12	26.50	4	4.750	
	141	34	6	27	1	34	15		33	33			27	27.18	1		
	142	7	1	5	1	7	2		6	6			6	28.00	1		
	143	42	3	32	6	42	36	1	35	35	4		38	25.47			
	144	2															
	155	29		25	4	29	28		25	25	2		27	25.44			
	156	5	2	3		2	2		5	2		1	2				
	157	31	4	26		30	25		30	29	5		23	23.73	3	3.700	
	158	5	1	4		5	5		5	5			2				
	159	13	2	8	2	11	6	1	10	10		1	9	29.44	3	5.633	
	161	8		8		8	8		8	8			8	17.87			
	163	24	5	17	2	24	14	14	22	22	1		17	29.41	2		
	164	21	8	12	1	18	11	4	20	17			11	29.09	3	5.500	
	165	27	10	15	2	27	4	1	25	25	1		15	45.73	6	7.916	
	166	15	5	8	1	15	6		14	14		1	10	33.60	4	7.750	
	167	18	10	9		18	3		18	18	1		8	26.75	7	3.985	
	168	15	8	6	1	14	3		14	14		2	7	40.00	5	5.660	
	169	18	9	8		18	4		17	17			8	36.87	5	5.716	
	170	21	10	10	1	21	4		20	20			9	68.88	5	7.000	
	171	36	13	23		36	2		36	36			22	49.22	9	6.866	
	172	6	1	4	1	6			5	5			4	33.75	1		
	173	20	2	16	2	20	9		18	18			17	32.58	1		
	174	22	7	14	1	21	7		21	21	1		15	33.20	2		
	175	13	4	9	1	13	3		13	13	1		9	26.66	2		
	176	7	3	4		6			7	7			4	30.25	2		
	177	4	1	3		4			4	4			1		3	6.833	
	178	15	5	5	5	15	7		10	10			5	25.80	4	6.000	
	179	7	3	4		7			7	7		1	4	49.75	2		
	180	2															
	181	13	3	9	1	8	4	2	12	12			9	26.00			
	182	10	3	7		10			10	10			7	36.00	1		
	185	1															
	195	62	1	61		59	1	1	62	61		1	59	30.01	1		
	196	27	11	26		26	1	1	27	27			24	30.22	1		
	197	5	1	4		5	3		5	5			4	15.75	1		
	198	10	2	8		10	2		10	10			8	20.25	2		
	199	17	7	10		13	7	3	17	17	1		10	23.00	6	5.000	
	200	24	4	18	2	12	2		22	21		1	15	26.31			
	201	4	2	2		4			4	4			2		1		
	202	10	1	8	1	8	2	1	9	9			8	36.12			
	203	19	2	17		19	3		19	19			16	42.12	2		
	204	13	6	7		13	3		13	13			7	30.57	2		
	205	17	3	12	1	15	5		15	13	1		10	34.00	1		
	206	16	10	6		16	4		16	16			6	42.50	5		
	207	21	9	11	1	21	6		20	20	2		11	31.45	8	6.275	
22	1	7		6	1	7	4	2	6	6	1		6	33.33			
	2	8	3	5		8			8	8			4	45.00	2		
	3	22	18	4		22	1	1	22	22	1	2	4	37.00	17	5.623	
	4	22	17	2	1	22	3	2	21	21		5	4	23.50	15	4.953	
	5	11	5	6		11			11	11			3	53.33	3	5.333	
	6	11	8	3		11			11	11			3	35.33	8	4.937	
	7	12	7	4	1	12	6	6	11	11		3	3	25.00	5	4.500	
	8	23	7	16		22	2	2	23	22			15	41.46	5	5.080	
	9	17	10	7		17			17	17	1	2	6	54.16	5	4.562	
	10	16	12	3	1	16			15	15			3	40.00	11	5.354	
	11	29	4	25		28	18		29	27		1	23	37.39	3	6.166	
	12	13	5	8		12	2		13	12	1		6	40.16	3	4.666	
	13	3	2	1		3			3	3			1				
	14	3	3			3			3	3							
	17	25	8	13	2	24	15	11	21	19	1	1	13	32.84	3	2.033	
	18	6	6			5			6	5							
	19	3	2	1		3			3	3			1		1		
	20	7	6	7		7	2	1	7	7			1		5	5.400	
	21	7	3	2	1	7	1	1	5	5		1	3	42.66	5	5.166	
	22	5	2	3		5			5	5			3	33.33	2		
	23	1															
	24	19	14	5		19	3		19	19	2	4	5	39.00	12	5.025	
	25	17	11	6		17	3		17	17	1		6	26.16	3	6.033	
	26	15	9	5	1	15			14	14		2	8	31.50	10	5.020	
	27	28	18	9	1	28	5		27	27		2	8	40.77	16	4.643	
	28	16	4	8	3	15			12	12		1	9	32.11	9	5.875	
	29	13	6	7		13			13	13			7	40.71	4	4.875	
	30	11	5	6		10	3		11	11			5	26.60	3	5.833	
	31	24	11	12	1	24			23	23	2	3	12	26.60	9	4.188	
	32	21	11	9	1	21			20	20	1		7	33.33	10	4.820	
	33	21	15	5	1	21	1	1	20	20		3	5	32.00	13	4.784	

¹For renter - occupied dwelling units and vacant nonseasonal not dilapidated units, for rent.
²For owner - occupied dwelling units and vacant nonseasonal not dilapidated units, for sale only.

HOUSING—BLOCK STATISTICS

Table 3.—CHARACTERISTICS OF HOUSING FOR CENSUS TRACTS, BY BLOCKS: 1950—Con.

Census tract	Block	All dwelling units by occupancy and tenure					All dwelling units by condition and plumbing facilities			Occupied dwelling units			Contract monthly rent ¹		Value ² of one-dwelling-unit structures		
		Total	Owner occupied	Renter occupied	Vacant non-seasonal not dilap., for rent or sale	Other vacant and non-resident	Number reporting	No private bath or dilap.	No running water or dilap.	Total	Persons per room		Occupied by non-white	Number reporting	Average monthly rent (dollars)	Number reporting	Average value (dollars)
											Number reporting	1.51 or more					
22	34	20	13	7					20	20		3	7	3 342	8	4 187	
	35	26	8	17		1			25	25	1	4	17	3 382	7	4 471	
	36	9	7	2					9	9		4	2		6	3 716	
	37	19	10	7	2				17	17		2	9	4 311	9	5 155	
	38	5	4	1				1	5	5	1	1			2		
	39	14	12		2				12	12		1	2		9	4 788	
	41	16	14	2				1	16	16		8			11	5 236	
	42	24	12	12					24	24	1	7	12	3 350	10	6 950	
	43	19	13	5		1			18	18		2	5	3 800	10	6 850	
	44	15	7	4	4				11	11	1	2	4	2 650	7	3 642	
	45	23	12	9	2				23	21	2	5	10	3 150	9	4 000	
	46	33	11	20	1	1			31	30		3	19	2 378	8	5 575	
	48	24	10	14					23	24		1	14	3 000	5	7 940	
	49	20	14	6					19	20		3	6	3 216	12	5 650	
	50	18	11	7					17	18		1	6	2 600	8	5 250	
	51	16	10	6				3	16	16		6	6	2 300	8	4 125	
	52	18	11	7				6	18	18		6	7	3 171	10	3 880	
	53	19	11	8				6	19	19		7	8	2 662	11	3 372	
	54	15	12	2		1		1	14	14		5	2	3 537	8	5 537	
	55	7	3	3	1			1	6	6		1	3	4 333	4	4 375	
	56	20	7	11	2			1	18	18	2	7	12	2 983	6	4 166	
	57	24	12	12				2	24	24		11	12	3 200	11	3 881	
	58	13	7	5		1			13	12		4	5	3 540	7	4 257	
	59	8	5	3				1	8	8		3	3	3 500	4	9 500	
	61	10	6	4					10	10		2	4	2 950	6	5 500	
	62	19	7	12					19	19		4	12	2 691	5	4 700	
	63	29	12	15		2			29	26	1	17	15	3 520	7	4 085	
	64	12	6	6				1	12	11		1	6	3 000	6	5 216	
	65	4	3	1				1	3	4		2	3		3	3 666	
	66	16	11	4				1	15	15		7	4	3 625	9	6 566	
	67	29	16	12		1			26	27	1	9	12	2 500	12	5 450	
	68	22	13	8				2	21	21	2	13	8	3 937	11	4 645	
	69	58	9	30	17	2			54	32		4	9	3 663	7	5 414	
	70	5	3	1				1	5	4		1	1		4	4 250	
	73	102	2	92	5	3			99	59		29	93	2 086	1		
	74	36	3	36					34	32	3	1	34	2 602			
	75	35	10	23	1	1			33	33	3	8	23	2 821	7	3 557	
	76	28	9	15	3				27	3		7	18	3 372	4	3 900	
	77	27	6	21				3	27	24		13	21	3 700	5	3 560	
	78	24	6	19	2	1			28	24	1	5	21	3 276	3	4 000	
	79	8	2	4		1			8	6		1	4	1 950	2		
	80	13	1	12				1	13	12		5	11	2 800			
	81	62	6	53	1	2			62	59		5	53	3 666	4	4 375	
	82	25	8	16				6	25	8		13	17	2 823	6	3 333	
	83	1															
	84	1															
	85	11	7	3	1				11	10		5	4	3 250	7	3 757	
	86	30	7	21	2			1	29	28		9	23	2 717	5	3 080	
	87	20	6	12					20	18	7	11	14	3 328	4	4 200	
	88	22	10	10	1	1			22	3	1	13	7	2 757	6	4 266	
	89	20	2	9	8	1			18	12		3	16	2 118	1		
	90	5	1	2	1	1			5	3		2	3	3 033			
	92	1															
	93	1															
	100	2															
	109	1															
	112	23	7	15		1			23	3	3	8	15	3 440	5	3 700	
	113	18	10	8					18	18	1	10	8	3 150	8	5 525	
	114	23	11	11		1			23	22		18	10	3 340	7	5 114	
	115	19	8	11				1	19	19	2	18	10	4 900	6	6 466	
	116	10	7	3					10	10		4	3	2 433	7	8 014	
	117	13	11	1	1				13	12		3	2		9	6 888	
	126	42	11	27		4			41	22	5	12	25	3 300	7	5 142	
	127	40	13	24		2			37	6	1	11	24	3 325	5	6 500	
	128	24	8	14	2				24	13	2	19	16	3 381	5	4 900	
	129	43	11	28	3	1			42	12	3	14	31	3 022	7	4 900	
	130	5	3						5	4		1					
	131	26	9	16		1			26	25		8	16	2 443	6	4 250	
	132	65		65					65	65		65		3 896			
	133	85	3	80	2				85	20		7	79	3 625	1		
	134	35	10	25					33	6		20	24	3 629	8	5 850	
	135	10	5	5				1	10	10	3	10	5	3 200	3	5 066	
	136	27	19	8				1	27	1		22	8	4 350	17	3 576	
	137	2															
	138	7	1	6					7	1		5	5				
	139	5	2			1			5	4		2	2	3 740			
	140	1															
	141	13	5	8					13	2		4	7	3 528	2		
	142	26	9	17					24	3		12	17	3 600	6	4 866	
	143	8	2	4	2				8	6		5		3 750	1		
	145	2															
	147	34	5	26	1	2			32	9		13	26	2 919	3	5 166	
	148	43	8	33	1	1			42	27	16	27	31	3 535	6	6 250	
	149	15	4	10	1				13	3	1	5	9	3 211	4	4 875	
	151	19	7	10		2			18	2	2	16	9	3 622	2		
	152	3	1	2					3	3		3	2				
	153	34	10	24				6	27	18	3	27	23	3 626	3	4 566	

¹For renter - occupied dwelling units and vacant nonseasonal not dilapidated units, for rent.
²For owner - occupied dwelling units and vacant nonseasonal not dilapidated units, for sale only.

Table 3.—CHARACTERISTICS OF HOUSING FOR CENSUS TRACTS, BY BLOCKS: 1950—Con.

Census tract	Block	All dwelling units by occupancy and tenure					All dwelling units by condition and plumbing facilities			Occupied dwelling units			Contract monthly rent ¹		Value ² of one-dwelling-unit structures		
		Total	Owner occupied	Renter occupied	Vacant non-seasonal not dilap., for rent or sale	Other vacant and non-resident	Number reporting	No private bath or dilap.	No running water or dilap.	Total	Persons per room		Occupied by non-white	Number reporting	Average monthly rent (dollars) ³	Number reporting	Average value (dollars)
											Number reporting	1.51 or more					
22	154	14	9	5		13			14	14		13	5	35.00	5	5.400	
	155	9	3	4		7		3	7	6		4	2	32.50	2		
	156	7	5	2		7	5		7	7		7	3		3	4.166	
	157	10	4	4		9			8	8		1	4	40.00	1		
	158	8	2	5	1	8			7	7		3	6	23.00			
	159	19	3	16	1	18			19	18		3	16	19.93			
	160	22	3	18		22			21	21		12	17	34.17	2		
	161	36	10	25	1	36			35	35	1	27	26	33.42	6	5.016	
	162	13	7	5		13			12	12	1	11	5	35.20	5	5.080	
	164	3	2	1		3			3	3		3	1		2		
	165	22	1	21		22			22	22	2	22	20	40.65			
	166	10	5	3		10			8	8	1	1	3	29.00	4	3.500	
	167	2															
	168	9	5	4		9			9	9			4	36.00	5	3.040	
	169	4		4		4			4	4			4	31.00			
	171	4	4	3	2	4			4	4			4	32.77	3	4.500	
	172	19	4	17	1	19			19	19		1	17	27.41	1		
	173	13	4	7		13			9	9		3	9	29.11	1		
	174	20	3	17		19			14	14		2	16	16.75	3	4.666	
	175	24	1	22		24			22	23		1	22	15.59			
	177	1		3		6			6	6		5	3	27.33	3	7.666	
	178	6	3	3		9			9	9		6	5	19.80	4	4.875	
179	12	6	6		6			6	6		3	5	29.33	2			
180	6				6			6	6								
182	1		7		7			7	7			7	26.42				
183	7				7			7	7								
184	1		8		13			13	12	12	1	1	20.50	1			
185	13	2			13			12	12			8					
188	2		3		9			9	8			3	51.66	4	4.100		
189	9	5	3		9			8	8								
23	1	13	9	4		13			13	12	1	2	2		7	3.300	
	2	32	19	12	1	32			31	31		2	12	35.08	17	5.852	
	3	29	21	7	1	29			28	28		7	6	32.16	19	5.463	
	4	24	20	4		24			24	24		9	4	33.25	17	5.270	
	5	20	8	11	1	20			19	19		1	12	40.25	5	5.400	
	6	26	19	7		26			25	25		1	7	35.42	19	6.142	
	7	37	14	23		37			37	37		2	23	44.08	13	7.192	
	8	38	16	17	3	38			38	33	3	4	19	36.78	13	6.846	
	9	20	13	7		20			20	20		1	6	47.16	11	6.854	
	10	34	15	13	5	34			34	27		8	13	36.92	10	6.350	
	11	43	20	22	1	43			42	41		10	23	35.04	13	6.530	
	12	69	21	48		69			69	66		1	46	47.26	19	6.247	
	13	9				9			9	9					9	8.722	
	14	35	19	16		35			35	33		1	16	55.93	14	5.571	
	15	40	14	24	2	40			40	38		1	25	37.64	10	5.950	
	16	46	20	26		46			46	46		1	26	49.19	15	6.426	
	17	20	8	12		20			20	19		1	11	36.00	6	20.966	
	18	28	16	10	2	28			28	26		8	8	28.00	12	5.150	
	19	40	22	17	1	40			40	39		1	17	38.52	17	5.194	
	20	19	14	5		19			19	19		5	5	61.00	14	8.392	
	21	36	21	13		36			36	4	1	5	11	38.00	16	5.550	
	22	36	18	14	2	36			36	32	2	8	14	46.50	11	6.390	
	23	83	27	55	1	83			83	82	16	23	50	31.26	13	5.100	
	24	6	3	3		6			6	6		1	3	23.33	2		
	25	28	9	18	1	28			28	27		2	17	29.05	8	5.187	
	26	40	18	18	3	40			40	36		8	21	35.00	14	6.428	
	27	19	17	2		19			19	19		1	2		15	9.733	
	28	27	16	11		27			27	5			11	27.45	15	8.980	
	29	32	18	12	1	32			32	30		13	13	34.00	14	5.600	
	30	19	5	13	1	19			19	17		13	5	30.07	5	4.460	
	31	32	4	28		32			32	32		2	28	33.22	2		
	32	36	14	22		36			36	36		5	21	28.85	11	4.845	
33	61	20	38	3	61			61	57		1	40	30.27	14	4.550		
34	51	20	29	2	51			51	49		4	29	41.31	19	4.978		
35	20	16	3	1	20			20	19		1	4	47.00	13	9.115		
36	44	20	24		44			44	44		2	22	24.90	20	4.770		
37	36	16	19	1	36			36	35		4	18	34.83	13	5.238		
38	55	23	31		55			55	53		2	29	36.37	22	5.359		
39	41	21	18	1	41			41	38		1	18	39.55	14	6.285		
40	39	19	20		39			39	39		1	19	32.36	14	4.600		
41	50	22	26	2	50			50	45		2	25	36.20	18	5.811		
42	37	16	21		37			37	37			18	39.88	9	6.555		
43	34	22	11	1	34			34	34		3	12	37.66	19	6.210		
44	46	23	20	2	46			46	43		1	22	34.81	17	5.147		
45	22	12	8		22			22	20		1	7	33.85	7	4.500		
46	43	21	22		43			43	42		1	22	38.09	18	6.805		
47	24	16	8		24			24	24		7	7	42.28	16	4.931		
48	27	14	13		27			27	27		1	11	23.45	11	4.018		
49	16	10	6		16			16	15		6	6	33.66	7	6.542		
50	18	5	12	1	18			18	17		12	5	50.58	4	6.750		
51	4		3		4			4	4			3	48.66	1			
52	3		1		3			3	3			1		1			
53	5		2		5			5	5			5	41.66	1			
54	6		5		6			6	6			5	35.40	1			
55	8		5		8			8	8		1	3	32.66	2			

¹For renter - occupied dwelling units and vacant nonseasonal not dilapidated units, for rent.
²For owner - occupied dwelling units and vacant nonseasonal not dilapidated units, for sale only.

HOUSING—BLOCK STATISTICS

Table 3.—CHARACTERISTICS OF HOUSING FOR CENSUS TRACTS, BY BLOCKS: 1950—Con.

Census tract	Block	All dwelling units by occupancy and tenure					All dwelling units by condition and plumbing facilities			Occupied dwelling units			Contract monthly rent ¹		Value ² of one-dwelling-unit structures		
		Total	Owner occupied	Renter occupied	Vacant non-seasonal not dilap., for rent or sale	Other vacant and non-resident	Number reporting	No private bath or dilap.	No running water or dilap.	Total	Persons per room		Occupied by non-white	Number reporting	Average monthly rent (dollars)	Number reporting	Average value (dollars)
											Number reporting	1.51 or more					
23	56	11	4	6	1	1	10		10	9		3	6	31.33	2		
	57	13	7	5			12	3	12	11	12	2	4	46.25	3	3,833	
	58	5	2	3			3		5	5		2	2		1		
	59	3	3	3			3		3	3		3	3	15.00	3	6,000	
	60	6	3	3			6	3	6	5	1	2	3	27.66	3		
	63	9	4	4			9	3	8	8		4	4	31.25	1		
	64	3	3	3			3		2	2		1	3	31.00	2	11,666	
	65	7	4	3			7		7	7		1	3	31.00	3		
	66	3	4	2	1	1	3	1	7	3	1	2	2	35.73	5	10,260	
	67	8	5	2			8	1	7	7			3	35.00	2		
	68	4	3	4			4		7	7			3	41.66	2		
	69	7	1	6			7		7	7		7	3	34.16	1		
	70	7	1	6			7		7	7			3	28.40	1		
	71	9	3	4	1	1	9		9	7	2	3	17	35.11	2		
	72	2	6	1			2	1	8	8		1	5	34.20	3	5,500	
	74	8	3	5			8		8	8			9	25.77			
	75	12	1	11			12		12	12			16	29.06			
	76	18	2	16			18		18	18			15	32.20	8	5,087	
	77	29	13	14		1	29		10	27	2	5	40	51.15			
	78	4	1	4	1	1	4		1	4	1	1	5	32.00	5	9,260	
	81	13	7	3	3		12	4	1	10	9	1	4	37.25			
	82	5	4	3		1	5	3	1	4	4		4				
	83	1					1			1			5	39.50	5	7,900	
	84	12	5	6		1	12	3	3	11	11		4	30.75	8	6,250	
	85	15	10	4		1	15	2		14	14	1	4	44.75	4	6,025	
	86	12	8	4			11	3		12	11	1	18	31.38	3	5,333	
	87	25	6	19		1	26	8		25	25		13	38.69			
	89	1	1	8	7		16	11	1	9	9	1	3	48.33			
	91	16	3	3			13			13	13		10	29.10	2		
	92	3					3			3	3		18	29.83	2		
	93	1	4	9	1		14	9		13	13	1	11	24.71	1		
	94	14	3	17	4		24	13		20	20		7	42.00	5	4,060	
	95	24	3	8	1	2	17	5		10	9	1	9	21.20	1		
	97	10	5	5			17	3		14	14		5	21.20	1		
	98	17	3	14			17	4		7	5		3	38.36	1		
	99	7	2	5			7	4		4	4		1	11.10	1		
	100	4	2	3		1	4	2		4	3		2	39.66	1		
	102	4	2	2			4	3		4	3		3				
	103	4	2	2			4	3		4	3		3				
	104	5	1	4			5	1		5	5		8	42.50	1		
	105	9	2	8		1	9	4		9	9	2	9	29.55			
	106	11	1	8			11	7		10	10	1	5	40.60	1		
	107	6	1	5			6	3		6	6		3	38.72			
	108	1					1			1	1		5	36.00			
	109	1					1			1	1		11	31.81	6	6,333	
	111	3	4	3			3	9		6	6	2	8	28.50	2		
	113	6	9	1			6	3		6	6		9	28.77	2		
	114	20	4	16			20	13		20	20		10	27.83	4	6,925	
	115	14	1	13			14	2		14	14		13	42.69			
	119	13	9	4		1	12	6		12	12	1	10	52.10			
	120	11	5	6			11	1		11	11		6	18.33			
	121	15	2	13			15	2		15	15		3	35.00			
	123	1					1			1	1		5	23.66			
	125	1					1			1	1		3	18.33			
	127	2	1	1			2			2	2		6	18.33			
	128	5	5				5			5	5		3	35.00			
129	5	5				5			5	5		6	23.66				
130	5	5				5		2	5	5		3	18.33				
131	1					1			1	1		4	41.75				
132	1					1			1	1		9	38.82	1			
136	4		4			4	3		4	4		9	26.77				
137	4	3	5	4		4	1		4	4	1	9	34.57	2			
145	10	1	9			10	6		10	10		6	30.50				
146	1					1			1	1		7					
148	1	4	6	1		10			10	9	1	6					
151	2		6			5	1		6	6		6					
152	6					6			6	6		6					
24	1	21	20	1		21			21	20		1			20	10,575	
	2	17	15	2		17			17	17		2		15	10,700		
	3	17	15	2		17			17	17		2		14	10,500		
	4	20	17	3		20			20	20		3	40.33	14	10,910		
	5	20	19	1		20			20	20		1		19	8,910		
	6	20	19	1		20			20	20		1		18	8,138		
	7	20	19	1		20			20	20		1		20	8,940		
	8	21	19	2		21			21	21		2		6	8,333		
	9	9	9			9			9	9		2		9	9,233		
	10	10	10			10			10	10		1		9	9,070		
	11	10	10			10			10	10		1		10			
	13	17	16	1		17			17	17		1		14	10,892		
14	20	19	1		20			20	20		1		19	9,026			
15	21	17	4		21			21	21		4	62.50	17	9,705			
16	20	18	2		20			20	20		2		17	9,705			
17	14	12	1		14		1	14	13		1		12	11,000			
18	23	19	4		23			23	23		1		17	11,000			
19	16	13	3		16			16	15		3	31.66	17	12,833			
20	19	17	2		19		2	19	19		2		12	12,833			

¹For renter - occupied dwelling units and vacant nonseasonal not dilapidated units, for rent.
²For owner - occupied dwelling units and vacant nonseasonal not dilapidated units, for sale only.

Table 3.—CHARACTERISTICS OF HOUSING FOR CENSUS TRACTS, BY BLOCKS, 1950—Con.

Census tract	Block	All dwelling units by occupancy and tenure					All dwelling units by condition and plumbing facilities			Occupied dwelling units			Contract monthly rent ¹		Value ² of one-dwelling-unit structures	
		Total	Owner occupied	Renter occupied	Vacant non-seasonal not dilap., for rent or sale	Other vacant and non-resident	Number reporting	No private bath or dilap.	No running water or dilap.	Total	Persons per room		Number reporting	Average monthly rent (dollars)	Number reporting	Average value (dollars)
											Number reporting	1.51 or more				
24	21	17	17			16			17	17				17	13,911	
	22	14	14			14			13	14				11	14,318	
	23	11	11		1	11			11	11				11	16,000	
	24	24	23	1		24			24	24				23	12,000	
	25	19	16	3		19			19	19				16	11,600	
	26	17	15	1	1	15			16	15		83.66		15	10,200	
	27	23	23			23			23	23				18	10,200	
	28	19	18	1		19			19	17				18	9,861	
	29	19	15	4		19			19	19			62.50	15	8,640	
	30	18	14	4		18			18	18			64.50	11	10,163	
	31	23	16	6	1	23	3		22	22			49.66	15	8,886	
	32	25	22	3		25			25	25			43.33	22	9,545	
	33	20	20			20			20	20				20	9,990	
	34	21	19	2		21			21	20				19	10,263	
	35	19	16	3		19			19	19				14	12,000	
	36	21	19	2		21			21	21				19	11,526	
	37	15	13	2		14	1	1	15	14				12	11,708	
	38	17	16	1		16		1	17	17				15	13,933	
	39	15	12	2		14			14	14				11	17,909	
	40	14	12	2		13			14	13				11	19,045	
	41	15	12	3		14			15	15				12	12,791	
	42	22	13	8	1	21		7	21	21	3		49.33	13	12,961	
	43	16	13	3		13			16	16				10	10,500	
	44	20	9	11		20	1		20	20			51.60	6	11,500	
	45	25	19	6		25			25	25			53.33	14	11,607	
	46	27	18	9		27	2		27	27			44.77	14	11,500	
	47	36	13	23		35			36	35			52.04	12	11,083	
	48	19	16	2		19			18	18				16	10,531	
	49	38	17	21		38			38	38			57.50	15	12,253	
	50	31	13	18		31			31	31			49.00	10	9,950	
	51	31	13	17	1	31			30	30			51.87	13	9,384	
	52	37	13	23	1	37	2		36	36			48.62	9	9,777	
	53	22	12	9	1	22	1	1	21	21	1		47.55	12	9,608	
	54	31	16	15		31	1	1	31	31			49.13	15	9,566	
	55	25	17	8		25			25	25			42.25	16	8,968	
	57	24	14	10		24			24	24			55.60	9	10,388	
	58	21	16	5		21			21	21			70.60	13	10,984	
	59	17	17			17			17	17				17	11,294	
	60	20	16	4		20	3		20	20	1		57.00	14	10,642	
	61	23	18	5		23	4		23	23	1		35.00	17	9,411	
	62	11	11			11			11	11				11	14,727	
	63	30	17	13		30	5		29	28			43.00	13	9,192	
	64	35	15	18	1	34	3		33	32			48.40	9	7,388	
	65	41	11	30		41			40	40			48.13	6	6,333	
	66	37	16	21		37			37	37			40.37	9	8,266	
	67	41	16	25		41			40	40			50.33	12	7,775	
	68	37	17	20	1	36			37	36	1		65.05	14	8,414	
	69	29	17	12	1	28	2		27	26	2		49.75	11	7,045	
	70	28	16	12	1	28	2		28	28	1		32.63	13	6,769	
	71	14	3	11		14			14	14	1		68.70	3	8,166	
	72	16	9	7		16	2		16	16			31.28	5	7,900	
	73	23	10	12	1	22	2	1	22	22	2		40.07	7	5,642	
	74	30	8	19	3	30	3		27	27			46.50	3	7,166	
	75	27	10	16	1	26	1	3	26	26			48.88	6	7,333	
	76	28	12	14	2	23	2		26	25	1		47.80	7	6,428	
	77	16	6	10		16			16	16			51.60	5	7,100	
	78	29	7	22		29		7	29	29	1		43.23	4	8,625	
	79	20	6	12	1	19			18	17		1	54.00	4	7,500	
	80	11	9	4	1	11			11	11			35.00	7	14,285	
	81	25	7	16		25			25	24			77.66	4	7,625	
	83	38	4	33	1	36			37	36			48.00	1		
	84	24	5	17		24	3		22	21			49.47	1		
	85	12	4	7		12			11	11			54.66	2		
	86	20	4	15		20			19	18			69.64	2		
	87	14	4	10		14			14	14			59.75	4	12,075	
	88	32	4	26	2	32			30	30			45.07	3	5,500	
	89	7		5		7			5	5			34.00			
	90	14	1	13	2	13	2		14	14			39.30	1		
	91	21	9	12		21			21	21		4	44.58	6	9,416	
	92	8	6	1	1	7			7	7				3	9,333	
	93	3	3			3			3	3				3	12,333	
	94	3	2	1		3			3	3				1		
	95	1				1			1	1						
	96	7	4	3		7			7	7			55.66	3	10,166	
	97	34	4	29		34	5		33	33			55.50	1		
	98	10	2	8		10			10	9			49.00	1		
	99	24	5	19		24			24	24			52.27	7	18,333	
	100	16	9	7		16			16	16			66.14	3	11,214	
	101	14	7	6	1	14	1		13	13			48.16	6	9,683	
	102	6	2	4		6			6	6			56.00	1		
	103	6	2	4		6			6	6			46.00	3		
	104	7	2	3	2	7	2		5	5			40.00	3		
	105	15	2	13		15			15	15			50.38	1		
	107	4	4			4			4	4			50.75	4		
	108	5	2	3		5			5	5				1		
	109	16	9	7	2	12	2		14	12			42.75	3	8,333	
	110	15	7	8		15			15	15			61.28	5	8,800	

¹For renter - occupied dwelling units and vacant nonseasonal not dilapidated units, for rent.
²For owner - occupied dwelling units and vacant nonseasonal not dilapidated units, for sale only.

HOUSING—BLOCK STATISTICS

Table 3.—CHARACTERISTICS OF HOUSING FOR CENSUS TRACTS, BY BLOCKS: 1950—Con.

Census tract	Block	All dwelling units by occupancy and tenure					All dwelling units by condition and plumbing facilities			Occupied dwelling units			Contract monthly rent ¹		Value ² of one-dwelling-unit structures	
		Total	Owner occupied	Renter occupied	Vacant non-seasonal not dilap., for rent or sale	Other vacant and non-resident	Number reporting	No private bath or dilap.	No running water or dilap.	Total	Persons per room		Number reporting	Average monthly rent (dollars)	Number reporting	Average value (dollars)
											Number reporting	1.51 or more				
24	111	8	4	4					8	8		3	4 4.33	3	6 500	
	112	30	5	25					29	30		25	38.00	4	7 000	
	113	41	4	37					40	40	1	35	40.68	2		
	114	19	4	15					19	19		14	42.07	2	13 000	
	115	6	2	3					6	5		2		2		
	116	12	2	5	1				11	10		5	5 4.00	4	12 750	
	117	30	4	23	3				27	24		23	50.34	2		
	118	17	8	9				1	16	17		8	49.12	6	16 250	
	119	6	4	2					6	6		1		3	11 666	
	120	38	10	28					38	38		23	4 4.95	10	9 180	
	121	24	10	13	1				24	23		13	42.92	9	8 222	
	122	11	2	6					11	11		5	65.60	4	9 875	
	123	18	2	16					18	18		16	56.81			
	124	1														
	127	23		23					23	23	1	22	60.04			
	131	1														
	132	1														
	134	1														
	135	10	3	7					10	10		6	79.83	2		
	136	7	5	2					7	7		2		4	11 000	
	137	4	3	1					4	4		1		3	12 000	
	138	15	11	4					15	15		3	58.33	10	10 700	
	139	17	7	10					16	17		10	62.40	7	10 571	
	140	1														
	141	5	5						5	5				5	14 500	
	142	3		3					3	3		3	50.00			
	146	26	2	23		1			25	24	6	22	50.09	1		
	147	3	2	1					3	3				2		
	148	7		7					7	7		7	41.14			
	149	4		4					4	4		4	70.00			
	162	2														
	25	1	11	11					11	11	1				11	21 181
		2	18	18					18	18					18	15 972
		3	20	20					20	20			1		18	14 888
		4	19	19	2				19	19					19	10 710
		5	13	13					13	13			2		21	9 847
		6	14	14					14	14			2		10	12 900
		7	18	17	1				18	18			2		16	9 418
		8	20	19	1				20	20			1		19	11 205
		9	15	13	2				15	15			2		19	12 250
		10	3	3					3	3					3	13 000
		11	20	18	2				20	20			2		16	11 937
		12	19	16	2		1		19	18			2		16	12 562
		13	22	20	2			1	22	21			2		16	11 312
		14	22	20	2				22	21			2		19	12 241
15		19	18	1				19	19			2		18	12 000	
16		18	17	1				18	18			1		18	12 529	
17		19	18	1				19	19			1		18	14 305	
18		14	13	1				14	14			1		13	13 500	
19		17	17					17	17					17	16 705	
20		19	17	2				19	18			2		15	12 020	
21		3	2	1				3	3	1		1		1		
22		20	18	2				20	20			1		18	11 194	
23		20	19	1				20	20			1		19	11 105	
24		19	18	1				19	19			1		18	11 694	
25		17	17					17	17			1		17	13 941	
26		22	20	2				22	21			2		20	10 325	
27		20	20					20	20			2		20	11 175	
28		15	14	1				15	15			1		14	9 600	
29		19	19					19	19			1		19	9 763	
30		18	18					18	18					18	17 777	
31		17	16	1				17	17					16	18 156	
32		24	22	2			1	24	23					22	15 045	
33		22	22					22	21			1		21	18 014	
34		23	23					23	23					23	10 813	
35		23	19	4				23	23			4	40.00	19	12 360	
36		25	25					25	24					24	12 670	
37		21	21					21	21					21	11 738	
38		14	13	1				14	14			1		13	10 969	
39		19	19					19	19					19	10 736	
40		19	19					19	19					19	13 578	
41		16	16					16	16					16	13 781	
42		10	9	1				10	10			1		8	14 225	
43		20	18	2			1	20	19			1		17	11 705	
44		20	19	1				20	20			1		18	12 916	
45		23	21	2				23	23			2		20	12 325	
46		16	16					16	16					16	11 100	
47		18	15	3				18	18			3	50.00	15	11 766	
48		15	15					15	15					15	13 100	
49		20	17	3			1	20	19			3	58.33	16	11 793	
50		19	18	1				19	19			1		17	15 588	
51	13	12	1				13	13			1		11	13 209		
52	16	16					16	16					15	11 553		
53	18	15	3				18	18			3	85.00	14	12 107		

¹For renter-occupied dwelling units and vacant nonseasonal not dilapidated units, for rent.
²For owner-occupied dwelling units and vacant nonseasonal not dilapidated units, for sale only.

Table 3.—CHARACTERISTICS OF HOUSING FOR CENSUS TRACTS, BY BLOCKS: 1950—Con.

Census tract	Block	All dwelling units by occupancy and tenure					All dwelling units by condition and plumbing facilities			Occupied dwelling units			Contract monthly rent ¹		Value ² of one-dwelling-unit structures	
		Total	Owner occupied	Renter occupied	Vacant non-seasonal not dilap., for rent or sale	Other vacant and non-resident	Number reporting	No private bath or dilap.	No running water or dilap.	Total	Persons per room		Number reporting	Average monthly rent (dollars)	Number reporting	Average value (dollars)
											Number reporting	1.51 or more				
25	54	20	17	3					20	20					14	12,321
	55	19	16	2	1				18	18					16	11,655
	56	23	20	3					23	23					20	12,025
	57	20	17	3					20	20					17	11,176
	58	21	21						21	21			85.00		21	12,466
	59	20	19	1					20	20				1	19	10,789
	60	20	18	1		1			19	19				1	17	12,882
	61	20	20						20	20					20	14,115
	62	20	20						20	20					20	17,275
	63	15	14	1					15	15				1	14	17,000
	64	24	15	7		2			22	22				6	15	11,200
	65	27	26	1					27	27					25	10,880
	66	19	18	1					19	19				1	18	11,305
	67	26	23	2		1			26	25				2	23	11,565
	68	27	26	1					27	27					25	12,488
	69	34	31	3					34	33				1	29	13,489
	70	20	20						20	20					19	11,605
	71	19	17	2					19	19				2	17	10,700
	72	20	18	1	1				19	19				1	18	11,166
	73	20	19	1					20	20				1	19	11,105
	74	6	6						6	4					5	14,000
	75	22	21	1					22	22				1	18	13,944
	76	19	18	1					19	19				1	17	12,200
	77	18	14	2	1	1		2	16	16				2	14	9,371
	78	18	18						18	18					16	12,000
	79	14	14						14	14					14	13,085
	80	19	16	3					19	16				1	15	10,733
	81	20	17		1				19	16				3	16	11,468
	82	17	13	4				1	17	16			69.00		16	11,468
	83	2							1	16			73.50		11	15,000
	84	28	24	3		1			27	27				2	23	15,065
	85	7	4	3					7	6				2	3	20,000
	86	15	15						15	15					15	11,900
	87	16	16						16	16					16	12,837
	88	14	14						16	16					13	11,269
	89	20	20	2					20	20				2	20	13,305
	90	10	10						10	10					10	21,350
	91	12	10		1	1			10	10					10	18,700
	92	15	15						12	10					10	18,700
	93	15	15						15	15					14	15,642
	94	14	14						14	14					14	16,142
	95	13	11	2					13	13				2	11	14,090
	96	14	13	1					14	14				1	13	14,884
	97	27	26	1	1				27	24				1	26	21,096
	98	13	13						13	13					13	20,192
	99	11	11						11	11					11	23,090
	100	7	7						7	7					7	30,488
	101	20	20						20	20					19	13,889
	102	17	15	2					17	17				1	15	17,400
	103	20	20					1	20	20					17	13,382
	104	12	11			1			11	11					10	15,680
	105	14	12	2					14	14					11	13,181
	106	18	13	5				2	18	18				5	11	12,345
	107	23	13	10					23	18			60.60		19	10,777
	108	14	11	3					14	13					10	14,550
	109	14	10	2				2	12	10				2	9	9,777
	110	12	10	2					12	10					10	12,950
	111	14	12	2					14	10				1	10	12,400
	112	25	6	19					25	21				18	4	10,375
	113	13	12	1					13	13				1	10	14,350
	114	19	19					4	19	19					13	11,500
	115	8	8						8	8					7	15,214
	116	8	7	1					8	8				1	7	15,214
	117	12	11		1				12	11					12	14,416
	118	15	14	1					15	15				1	14	17,892
	119	13	13						13	13				1	13	12,907
	120	12	12						12	12					12	17,416
	121	12	12						12	12					12	12,391
	122	11	11						11	11					11	25,545
	123	23	14	9				2	23	23				9	13	9,538
	124	11	10	1					11	11				1	10	11,000
	125	15	12	3				4	15	15		1		3	11	11,118
	126	27	19	8					27	27				8	19	13,426
	127	6	6						6	6					6	11,083
	128	4	4						4	4					4	9,875
	129	9	4	5					9	9				3	3	14,333
	130	13	3	3				1	13	12				2	7	11,214
	131	47	10	36		1		3	46	45		2		37	5	11,700
	132	13	12	1					13	12				1	10	11,500
	133	11	9	2					11	11				2	8	9,750
	134	12	5	7					12	12				5	6	11,900
	135	31	10	21					31	31				20	5	10,900
	136	4	1	3					4	4				3	3	7,837
	137	6	5	1					6	6				1	5	10,700
	138	2														
	139	16	11	5					16	16				5	9	10,611
	140	16	13	3					16	16					11	8,772
	141	16	12	3	1				16	15		1		3	11	10,527
		3	3	3					3	3				3	3	31,000

¹For renter - occupied dwelling units and vacant nonseasonal not dilapidated units, for rent.
²For owner - occupied dwelling units and vacant nonseasonal not dilapidated units, for sale only.

HOUSING—BLOCK STATISTICS

Table 3.—CHARACTERISTICS OF HOUSING FOR CENSUS TRACTS, BY BLOCKS: 1950—Con.

Census tract	Block	All dwelling units by occupancy and tenure					All dwelling units by condition and plumbing facilities			Occupied dwelling units			Contract monthly rent ¹		Value ² of one-dwelling-unit structures			
		Total	Owner occupied	Renter occupied	Vacant non-seasonal not dilap., for rent or sale	Other vacant and non-resident	Number reporting	No private bath or dilap.	No running water or dilap.	Total	Persons per room		Occupied by non-white	Number reporting	Average monthly rent (dollars)	Number reporting	Average value (dollars)	
											Number reporting	1.51 or more						
25	142	15	15			15			15	15								
	143	19	18	7		19	1		19	19	1		5	51.60	14	81.00		
	144	9	8	3		9			9	9			3	61.66	10	70.50		
	145	10	7	7		10			10	10			6	64.16	4	9.375		
	146	10	6	4		10			10	10			2					
	147	21	22	18	1	21			20	20			1	8	51.77	2	7.480	
	148	15	7	8		15			15	15			1	8	66.87	3	9.333	
	149	17	10	4		17			14	14			1	8	56.60	3	11.000	
	150	24	9	14	2	24	1		23	23	1		1	8	38.00	5	91.00	
	151	19	11	8		19	2		19	19			8	8	57.12	9	10.555	
	152	21	6	12	2	21			18	16				1	2	47.51	2	
	153	44	8	34	1	44	1		42	42				3	3	46.59	3	9.666
	154	34	4	30		34			34	34				3	3	48.10	3	
	155	25	8	17		25	1		25	25	1			1	7	55.70	2	9.571
	156	16	3	13		16	2	1	16	16				1	2	47.30	2	
	157	19	9	9	1	19	2		18	18				1	1	36.00	8	7.312
	158	10	9	1		10			10	10				1	1		9	6.888
	159	9	9			9			9	9				1	1		9	6.733
	161	8	3	4		8			7	7						1	1	
	162	33	22	11		33	1		33	30				10	10	46.90	16	7.237
	163	23	19	4		23			23	23	1			3	3	66.00	16	8.593
	164	35	6	29		35	3	3	35	35				2	2	56.87	4	10.500
	165	69	4	60	5	69			64	64				3	3	68.76	3	9.333
	166	75	7	65	2	75		1	72	72	1			6	6	66.88	2	
	167	17	14	9		17			17	17				3	3	61.00	11	9.600
	168	18	9	9		18			18	18				3	3	61.00	11	9.500
	169	20	11	9		20			20	20				9	9	44.77	9	12.277
	170	20	17	3		20			20	20				8	8	47.75	9	7.587
	171	19	15	4		19			19	19				1	1	41.66	16	7.587
	172	13	4	9		13			13	13				9	9	45.00	15	6.006
	173	1				1			1	1				4	4	47.66	4	5.500
	174	10	5	4		10			9	9				4	4	48.75	2	
	175	34	20	13		34	7		33	33				2	2	52.33	2	7.358
	176	30	9	19	2	30			28	25			2	18	18	85.72	12	8.437
	177	23	13	10		23	1		23	23				9	9	45.33	7	10.000
	178	24	13	11		24	4		24	24				10	10	39.60	11	8.545
	179	19	6	12	1	19	3		18	18				13	13	62.07	4	8.000
	180	45	23	22		45	5		45	45	3			21	21	44.00	21	71.90
	26	1	14	13	1	14			14	14				1	1	12	11.500	
		2	14	14		14			14	14						14	10.964	
		3	16	15		16	1		15	15					15	11.726		
		4	14	12	2		14			14	14			2	2	11	10.681	
		5	19	19			19			19	19				15	15	15.606	
		6	10	9	1		10	1	1	10	10			1	7	7	13.214	
		7	8	8			8			8	8			1	8	8	18.375	
		8	11	8	2	1	11	1	1	10	10			2	2	8	12.888	
		9	9	9			9			9	8				9	9	11.944	
10		14	13	1		14			14	14			1	13	13	20.461		
11		36	36			36			36	35				34	34	16.970		
12		14	14			14			14	14				13	13	13.500		
13		16	16			16			16	16				16	16	13.106		
14		20	20			20			20	20				20	20	10.795		
15		20	19	1		20			18	19				19	19	12.184		
16		24	24			24			24	24				23	23	21.782		
17		24	24			24			24	24				23	23	16.339		
18		18	16	2		18			18	18				13	13	15.769		
19		11	10	1		11	1	1	11	11			2	10	10	10.890		
20		15	14	1		15			15	14				14	14	11.164		
21		21	18	3		21			21	21				3	3	69.33	18	12.083
22		16	13	2		16	1		15	15				13	13	10.384		
23		13	10	3		13			13	13				3	3	61.66	10	8.830
24		16	16			16			16	16				16	16	81.118		
25		14	11	3		14			14	14				11	11	9.227		
26		22	19	2		22	1		21	21			3	2	2	40.00	19	7.805
27		14	12	2		14			14	14				2	2	12	9.416	
28		14	14			14			14	14				14	14	11.642		
29		13	13			13			13	13				13	13	13.653		
30		20	17	1		20	2		18	18			1	16	16	9.550		
31		19	14	5		19			19	19				5	5	47.40	14	10.864
32		24	20	4		24			24	21				3	3	43.66	17	9.558
33		16	14	2		16			16	16				13	13	11.000		
34		16	15	1		16			16	16				15	15	8.933		
35		23	21	2		23			23	23			1	2	2	8.936		
36		25	21	4		25			25	18				17	17	8.676		
37		12	9	3		12			12	12				3	3	67.33	9	11.277
38		14	10	4		14			14	14				3	3	78.33	10	9.750
39		13	11	2		13			13	13				11	11	12.663		
40		14	14			14			14	14				14	14	14.142		
41		12	11	1		12			12	12				1	1	11	9.818	
42		8	8			8			8	8				1	1	8	7.937	
43		20	18	1	1	20			19	19				1	1	19	9.894	
44		21	20	1		21			21	21			1	1	1	19	9.357	
45		20	19	1		20			20	20				1	1	19	9.447	
46		20	19	1		20			20	20				1	1	19	9.421	
47		19	19			19			19	19				1	1	19	10.236	

¹For renter - occupied dwelling units and vacant nonseasonal not dilapidated units, for rent.
²For owner - occupied dwelling units and vacant nonseasonal not dilapidated units, for sale only.

Table 3.—CHARACTERISTICS OF HOUSING FOR CENSUS TRACTS, BY BLOCKS: 1950—Con.

Census tract	Block	All dwelling units by occupancy and tenure					All dwelling units by condition and plumbing facilities			Occupied dwelling units			Contract monthly rent ¹		Value ² of one-dwelling-unit structures		
		Total	Owner occupied	Renter occupied	Vacant non-seasonal not dilap., for rent or sale	Other vacant and non-resident	Number reporting	No private bath or dilap.	No running water or dilap.	Total	Persons per room		Number reporting	Average monthly rent (dollars)	Number reporting	Average value (dollars)	
											Number reporting	1.51 or more					Occupied by non-white
26	48	18	18						18	18							
	51	20	15	5		18			20	20		5	47.00	18	10,800		
	52	20	16	1		20	1		20	20		1		15	10,866		
	53	15	14	1		16			17	16		1		15	9,933		
	54	17	13	3		15			15	15		1		14	10,428		
	55	16	15	1	1	17	2		16	16		4	56.50	12	11,375		
	56	54	51	3		16			16	16		1		15	10,233		
	57	21	18	2	1	54			20	53		3	54.33	49	10,659		
	58	24	23	1		21			20	20		2		19	9,368		
	59	19	17	2		23			24	23		1		23	9,017		
						19			19	19		2		16	8,768		
		60	22	21	1				22	22				1	21	9,166	
		61	12	12					12	12				1	12	10,958	
		62	10	8	2				10	10				2	8	9,437	
		63	28	9	19		28		28	28			18	50.83	6	9,100	
		64	1														
		65	4	4			4		4	4					4	8,500	
		66	20	13	7		20		20	20		1	6	54.00	13	9,946	
		67	19	11	7	1	16		18	18		1	8	41.25	10	9,200	
		68	7	4	3		7		7	7			3	49.33	3	11,666	
		69	1														
	27	1	17	14	3		17			17	17						
		2	16	14	2		16			16	16		3	51.00	14	8,542	
		3	17	16	1		17			17	15		2		13	7,230	
		4	17	17			17			17	16		1		16	8,031	
		5	17	17			17			17	16				17	6,794	
		6	17	17			17			17	16				17	9,176	
		7	14	11	3		14			14	14				17	8,011	
		8	13	12	1		13			13	13		2		11	7,363	
		9	14	12	2		14			14	14		1		12	9,583	
		10	16	14	2		14			14	14		2		11	8,990	
							16			16	16		2		12	9,333	
			11	19	18	1		19		19	19				1	17	12,517
			12	19	19			19		19	19				1	19	12,763
			13	19	18	1		19		19	19				1	18	10,972
		14	21	19	2		21		21	21		2		18	9,705		
		15	16	16			16		16	16				15	9,613		
		16	20	18	2		20		20	20		2		18	8,358		
		17	15	13	2		15		15	15		2		13	9,036		
		18	20	18	2		19		20	18		1		16	8,944		
		19	19	14	5		19		19	19		4	62.25	14	8,278		
		20	18	13	5		18		18	18		5	53.00	13	9,146		
		21	22	19	3		22		22	22		3	60.00	18	8,800		
		22	23	23			23		23	22				22	8,204		
		23	22	22			22		22	22				22	9,113		
		24	22	19	2		22		22	20				19	9,763		
		25	22	21	1		22		22	22		1		21	8,952		
		26	22	16	1		17		17	17		1		16	9,018		
		27	17	16	1		17		17	17		1		16	10,138		
		28	17	17			17		17	17				17	14,382		
		29	12	12			12		12	12				12	18,166		
		30	10	10			10		10	10				10	18,300		
		31	31	30	1		31		31	31				1	30	13,766	
		32	4	4			4		4	4					4	11,500	
		33	51	50	1		50		51	51				1	49	20,261	
		34	8	8			8		8	8					8	18,750	
		35	12	12			12		12	12					12	10,916	
		36	14	13	1		14		14	14				1	13	11,038	
		37	10	10			10		10	10					9	12,166	
		38	16	15	1		16		16	16				1	14	10,314	
		39	16	15		1	16		15	14					15	10,466	
		40	19	17	2		19		19	19			2		17	10,117	
		41	7	7			7		7	7					7	20,714	
		42	25	23	2		24		25	24				1	22	15,000	
		43	7	7			7		7	7					7	10,857	
		44	8	8			8		8	8					8	11,375	
		45	13	13			13		13	12					13	11,246	
		46	16	16			16		16	15					15	9,880	
		47	19	19	1		20		20	20			1		19	10,157	
		48	19	18	1		19		19	19				1	18	13,277	
		49	18	18			18		18	18					18	12,800	
	50	20	20			20		20	20					20	9,150		
	51	18	17	1		18		18	18					17	10,029		
	52	17	17			17		17	17					17	9,476		
	53	13	11		2	13		11	11					13	9,153		
	54	10	9	1		10		10	10			1		8	8,123		
	55	13	12	1		13		13	13					12	8,523		
	56	13	13			13		13	13					12	8,958		
	57	14	11	3		13		14	14		3	57.66	11	7,545			
	58	10	6	4		10		10	10		4	61.00	5	10,700			
	59	16	11	5		16		16	16		5	45.00	10	8,450			
	60	5	1	4		5		5	5		4	39.25	1				
	61	18	14	3		18	1	17	17			3	48.33	13	8,846		
	62	18	18			18		18	18					16	9,818		
	63	19	16	3		17		19	20				1	12	9,491		
	64	20	16	4		20		20	20				4	15	8,366		
	65	20	16	4		20		20	20					15	8,366		
	66	19	18	1		19		19	19				1	17	8,305		

¹For renter-occupied dwelling units and vacant nonseasonal not dilapidated units, for rent.
²For owner-occupied dwelling units and vacant nonseasonal not dilapidated units, for sale only.

HOUSING—BLOCK STATISTICS

Table 3.—CHARACTERISTICS OF HOUSING FOR CENSUS TRACTS, BY BLOCKS: 1950—Con.

Census tract	Block	All dwelling units by occupancy and tenure					All dwelling units by condition and plumbing facilities			Occupied dwelling units			Contract monthly rent ¹		Value ² of one-dwelling-unit structures			
		Total	Owner occupied	Renter occupied	Vacant non-seasonal not dilap., for rent or sale	Other vacant and non-resident	Number reporting	No private bath or dilap.	No running water or dilap.	Total	Persons per room		Number reporting	Average monthly rent (dollars)	Number reporting	Average value (dollars)		
											Number reporting	1.51 or more					Occupied by non-white	
27	67	20	18	2					20	20					16	9,187		
	68	21	19	2	1				21	20					18	8,972		
	69	17	14	2	1				17	16					13	10,423		
	70	19	18	1					19	19					17	10,205		
	71	18	17	1					18	18					16	9,568		
	72	20	18	2					20	20					18	9,683		
	73	15	14	1					15	15					14	10,178		
	74	17	16	1					17	17	1	1			16	10,318		
	75	13	12	1					13	13					12	10,916		
	76	18	18						18	18					18	9,750		
	77	13	11	2					12	12			1		10	11,480		
	78	15	11	4					15	15			4	52.00	9	10,333		
	79	19	11	5		2	1		18	16	2		5	41.00	7	10,671		
	80	9	8	1					9	9			1		7	9,500		
	81	2																
	82	3	1	1	1				2	2			1					
	83	2																
	84	14	11	1			2		13	12			1		9	10,333		
	85	20	16	4					20	20			4	56.25	14	9,035		
	86	17	13	4					17	17			4	35.00	13	9,192		
	87	14	14						14	14					14	9,464		
	88	15	14				1		15	14					14	8,571		
	89	15	14						16	16			2		13	8,269		
	90	16	15	1					16	16			1		15	9,366		
	91	13	12	1					10	13			1		11	8,045		
	92	11	9	2					10	11			2		9	11,388		
	93	3	2	1					3	3					2			
	94	9	2	7					9	9	1	1			2			
	96	3	2	1					3	3					2			
	97	13	6	7					13	13			6	56.66	2			
	98	9	5	2					8	7			5	69.00	2			
	99												3	80.00	5	14,400		
	100	16	7	9					15	15			6	55.00	4	10,625		
	101	17	8	7			2		17	15			9	39.11	4	10,250		
	102	14	1	13					13	14			10	42.60				
	103	13		13					13	13			12	49.91				
	105	3	2	1					3	3					2			
	106	10	3	7					10	10			6	42.66	7			
	107	11	9	2					11	11			2		2	11,385		
	108	21	14	5			1		20	19			4	38.75	13	9,153		
	109	16	11	5			1		16	15			3	69.66	10	8,900		
	110	17	13	2			1		16	15			2		12	7,833		
	111	18	18						18	18					16	8,531		
	112	18	16	2					18	18	2		2		16	9,543		
	113	19	16	3					19	19			2		16	9,000		
	114	19	17	2					19	19			2		16	8,937		
	115	19	14	5					19	19			5	58.20	12	9,416		
	116	19	16	3					19	18			3	54.33	16	9,543		
	117	17	15	2					17	17			1		14	9,007		
	118	10	8	2					10	10			2		8	10,937		
	119	16	15	1					16	16			1		14	8,642		
	120	26	14	12					26	26			11	55.81	10	8,900		
	121	105	29	76					105	105			74	53.67	23	9,739		
	122	23	3	20					23	23			19	40.52	3	8,500		
	123	15	7	8					15	15			7	44.37	4	8,250		
	124	13	8	5					13	13			4	46.25	7	10,785		
	125	12	8	4					12	11			3	45.33	8	9,062		
	127	10	9	1					10	10			1		8	9,125		
	129	30	27	3					30	30			3	83.33	26	8,061		
	130	29	27	1					29	27			1		26	10,884		
	131	5	5				1		5	5					5	13,200		
	132	12	11	1					12	12			1		11	12,590		
	133	10	9	1					10	10			1		9	10,000		
	134	11	11						11	11					11	10,454		
	135	15	14	1					15	15			1		14	9,250		
	136	15	15						15	15	1	1			15	12,166		
	137	25	24						25	24					24	11,562		
	138	12	12				1		12	12					12	8,841		
	139	32	32						32	32					32	9,193		
	140	13	12	1			1		13	12					13	8,446		
	141	4	4						4	4					4	7,975		
	28	1	18	16	2				18	18					15	8,933		
		2	15	15					14	15			1		14	9,571		
		3	16	15	1				16	16					15	8,233		
		4	17	16	1				17	17					16	8,950		
		5	23	14	9				23	23			9	61.88	12	9,125		
		6	5	4	1				5	5					4	13,500		
		7	15	12	3				15	15			3	49.00	12	7,900		
		8	18	15	3				18	18			3	38.33	15	8,500		
		9	16	16					14	16						16	8,543	
		10	15	14	1				15	15			1			11	9,354	
		11	18	18					17	18						17	7,735	
	12	20	17	3				20	20			3	41.66	16	8,531			
	13	22	22					22	22			1			22	8,313		
	14	17	15	2				17	17			2			14	8,678		
	15	20	20					20	20						18	10,500		
	16	20	17	3				20	20			3	58.33	17	9,235			

¹For renter-occupied dwelling units and vacant nonseasonal not dilapidated units, for rent.
²For owner-occupied dwelling units and vacant nonseasonal not dilapidated units, for sale only.

Table 3.—CHARACTERISTICS OF HOUSING FOR CENSUS TRACTS, BY BLOCKS: 1950—Con.

Census tract	Block	All dwelling units by occupancy and tenure					All dwelling units by condition and plumbing facilities			Occupied dwelling units			Contract monthly rent ¹		Value ² of one-dwelling-unit structures		
		Total	Owner occupied	Renter occupied	Vacant non-seasonal not dilap. for rent or sale	Other vacant and non-resident	Number reporting	No private bath or dilap.	No. running water or dilap.	Total	Persons per room		Occupied by non-white	Number reporting	Average monthly rent (dollars)	Number reporting	Average value (dollars)
											Number reporting	1.51 or more					
28	17	19	19			19			19	19					19	7,552	
	18	13	10			13			11	11					11	8,909	
	19	19	17	2	1	19	1	1	19	19			1		17	8,976	
	20	21	16	5		21	2	2	21	21			5	59.80	14	8,500	
	21	18	17	1		18			18	18			1		14	9,321	
	22	17	16	1		17			17	17			1		16	8,843	
	23	14	13	1		14			14	14			1		12	9,833	
	24	24	15	7	2	24	5		22	22			8	32.87	14	9,864	
	25	20	18	2		20			20	20			2		17	9,823	
	26	20	19		1	20			19	19					19	8,815	
	27	23	22	1		23			23	23			1		22	8,568	
	28	25	23	2		25			25	25			1		21	8,571	
	29	21	19	2		21			21	21			1		19	8,884	
	30	20	17	1	1	20			18	18			1		18	8,694	
	31	21	19	2		21			21	21					17	9,505	
	32	23	22	1		23			23	23			1		22	8,954	
	33	23	20	3	1	23			22	22			3	52.00	19	8,952	
	34	22	21	1		22			21	21			1		21	11,214	
	35	22	19	3		22			22	21			3	66.66	18	9,472	
	36	12	9	3		12			12	12			3	34.33	9	9,166	
	37	15	12	3		15			15	15			3	77.66	9	13,944	
	38	10	9	1		10			10	10			1		9	11,388	
	39	13	8	5		13	3	1	13	13			4	36.25	8	8,187	
	40	13	8	4	1	13			12	11			4	50.00	8	9,437	
	41	12	8	4		12	1		12	12	1		4	62.50	7	12,285	
	42	1				1			1	1			1		12	10,083	
	44	15	13	2		15			15	15			1		14	10,107	
	45	16	14	2		16			16	16			2		8	11,500	
	46	10	9	1		10			10	10			1		8		
	47	7		6		7		1	6	6			6	36.16	6		
	50	27	27			27			27	26					26	10,192	
	51	53	18	32	3	53	1		50	50			33	52.09	16	9,093	
	52	152	21	124	7	146	2		145	143	1		128	68.96	16	9,156	
	53	22	21	1		22			22	21					20	9,675	
	54	24	19	5		24			24	24			4	65.00	18	9,666	
	56	15	11	4		15			15	15			3	59.66	11	11,681	
	57	13	13			13			13	13			13		13	7,969	
	58	30	28	2		30			30	29			1		26	11,626	
	60	16	16			16			16	16					16	10,175	
	61	7	7			7			7	7					7	16,142	
	62	17	15	2		17			17	17			2		15	15,200	
	63	8	8			8			8	8					8	12,437	
	64	12	11	1		12			12	12	1				11	12,636	
	66	14	13	1		14			14	14			1		12	7,266	
	67	11	11			11			11	10					11	9,409	
	68	13	12	1		13			13	12			1		11	10,181	
	69	11	11			11			11	11					11	9,363	
	70	10	9	1		10			10	10			1		9	8,988	
	71	11	9	1	1	11			10	8			2		8	9,537	
	72	18	17	1	1	18			18	18			1		16	9,218	
	73	13	13			13			13	13					13	10,076	
	74	13	13			13			13	13					13	8,576	
	75	14	14			14			14	14					14	10,164	
	76	13	13			13			13	13					13	10,038	
	77	17	17			17			17	17					17	7,882	
	78	13	11	2		13			13	13			1		11	7,818	
	79	13	13			13			13	13					12	8,708	
	80	13	13			13			13	13		2			13	10,646	
	81	15	14	1		15			15	13			1		14	11,214	
	82	15	15			15			15	15					15	11,620	
	83	12	12			12			12	12					12	12,208	
	84	14	14			14			14	14					14	11,642	
	85	14	13	1		14			14	14			1		13	10,300	
	86	14	14			14			14	14					13	8,923	
	87	14	14			14			14	14					13	10,384	
	88	17	17			17			17	16					14	9,500	
	89	16	15	1		16			16	16			1		15	9,300	
	90	17	16	1		17			17	17		1			16	9,031	
	91	14	9	5		14			14	14			3	46.33	9	9,611	
	92	17	13	4		17			17	16			4	70.00	13	8,961	
	93	15	15			15			15	15					15	9,366	
	94	23	23	8		23			23	23			8	54.00	15	12,033	
	95	18	15	1	1	18			17	15			2		16	9,718	
	96	14	12	2		14			14	14			1		12	10,333	
	97	20	18	2		20			20	20			1		18	10,483	
	98	19	16	3		19			19	19			3	63.33	16	8,443	
	99	18	18			18			18	18					18	8,488	
	100	18	15	3		18		1	17	17			2		14	9,964	
	101	21	18	3		21			21	21			2		17	10,705	
	102	24	24			24	3	3	24	24		1			23	9,486	
	103	16	15	1		16			16	15			1		14	11,857	
	104	16	15	1		16			16	16			1		15	11,613	
	105	15	14	1		15			15	15			1		14	9,850	
	106	18	10	8		18			18	18			3		9	9,888	
	107	13	10	3		13	2		13	13			3	67.87	10	9,750	
	108	15	12	3		15			15	15			3	20.66	11	9,772	
	109	16	16			16			16	16					15	9,733	

¹For renter - occupied dwelling units and vacant nonseasonal not dilapidated units, for rent.
²For owner - occupied dwelling units and vacant nonseasonal not dilapidated units, for sale only.

HOUSING—BLOCK STATISTICS

Table 3.—CHARACTERISTICS OF HOUSING FOR CENSUS TRACTS, BY BLOCKS: 1950—Con.

Census tract	Block	All dwelling units by occupancy and tenure					All dwelling units by condition and plumbing facilities			Occupied dwelling units			Contract monthly rent ¹		Value ² of one-dwelling-unit structures			
		Total	Owner occupied	Renter occupied	Vacant non-seasonal not dilap., for rent or sale	Other vacant and non-resident	Number reporting	No private bath or dilap.	No running water or dilap.	Total	Persons per room		Number reporting	Average monthly rent (dollars)	Number reporting	Average value (dollars)		
											Number reporting	1.51 or more					Occupied by non-white	
28	110	18	17	1					18	17						17	9,794	
	111	17	16		1				17	16						15	9,753	
	112	19	16						19	19			52.33			15	9,120	
	113	17	14						17	17			75.00			14	9,000	
	114	17	15						17	17						15	8,633	
	115	18	16						18	18	1					16	8,931	
	116	10	10						10	10						9	8,100	
	117	10	10						10	10						10	9,000	
	118	11	10						11	10						10	7,880	
	119	9	7		1				9	9					1	2	10,214	
	120	8	4		4				8	8				68.00		7		
	122	18	13		4	1			18	17				64.40		13	8,346	
	123	19	15		4				19	19				38.75		12	9,208	
	124	17	14		2	1			17	16						15	7,880	
	125	15	5		1				15	15				43.30		4	6,280	
	126	6	5		1				6	6						5	5,760	
	127	9	6		3				9	9						3	7,333	
	128	2							2	2		1				2		
	129	6	5		1				6	6						5	5,280	
	130	4	4					1	4	4					1	4	5,750	
	131	4	4						4	4						3	5,633	
	132	5	5						5	5	1					4	5,525	
	133	7	7						7	7						5	7,400	
	134	4	2		1	1			4	3					1	3	4,600	
	135	5	5						5	5						5	3,880	
	136	5	5						5	5						5	5,780	
	137	16	12		4				16	16				48.25		18	6,050	
	138	12	11		1				12	11						11	5,654	
	139	11	9		3	1			11	9				40.50		11	5,337	
	140	9	9						9	9						9	8,277	
	141	9	7		1	1			9	8						7	9,357	
	142	14	14						14	14						13	9,615	
	143	10	8		1	1			10	9						8	7,812	
	144	34	30		3	1			33	33				48.75		28	8,477	
	146	27	20		7				27	27						18	8,477	
	148	18	14		3	1			17	17		1		58.75		13	6,123	
	149	5	5						5	5						5	5,360	
	150	5	2		2	1			4	4						3	5,533	
	151	1							1	1								
	152	1							1	1								
	153	1							1	1								
	29	1	10	9					10	9							8	9,437
		2	14	13		1			14	14						1	13	10,200
		3	8	8					8	8							7	8,371
		4	17	12		1	4		14	13							13	9,853
		5	13	13					13	13							13	10,115
		6	16	16					16	16							15	11,853
		7	17	16		1			17	17							15	9,366
		8	13	10		2	1		13	10							9	9,000
		9	18	14		1	2		17	14							15	9,146
10		30	28		1	1		30	29	1	1					27	8,348	
12		15	14		1			15	15							13	8,730	
13		7	7					7	7							7	11,785	
14		7	6			1		7	6							6	9,100	
15		11	10		1			11	10							10	9,290	
18		10	10					10	10							10	9,400	
19		10	10					10	10							10	8,830	
20		7	6		1			7	7							6	6,333	
21		10	9		1	1		9	9							9	6,777	
22		4	3		1			4	4							3	9,333	
23		10	10					10	10			1				10	8,260	
24		9	8		1			9	9							8	8,800	
25		16	14		2			16	16							14	9,028	
27		10	10					10	10							7	9,442	
28		11	9		2			11	11							9	10,333	
29		13	12		1			13	13							12	8,816	
30		15	15					15	15							15	10,566	
31		14	14					14	14							13	9,461	
33		8	8					8	8							8	7,850	
34		11	11					11	11							10	8,120	
35		13	11		2			13	11		1					13	10,076	
36	10	10					10	10							10	10,550		
37	9	9					9	9							7	9,428		
38	16	15		1			16	16							15	8,966		
39	14	12		1	1		14	13							13	9,200		
40	11	8		1		2	11	9			1				8	9,162		
41	10	10					10	10							8	6,812		
42	10	7		3			10	10					54.00		6	7,700		
44	2						2											
45	4	4					4	4							4	8,750		
46	7	2		5			7	7							4			
47	6	6					6	4							6	10,250		
48	5	5					5	5							4	8,950		
50	20	10		9	1		20	19					62.00		10	10,150		

¹For renter - occupied dwelling units and vacant nonseasonal not dilapidated units, for rent.

²For owner - occupied dwelling units and vacant nonseasonal not dilapidated units, for sale only.

Table 3.—CHARACTERISTICS OF HOUSING FOR CENSUS TRACTS, BY BLOCKS: 1950—Con.

Census tract	Block	All dwelling units by occupancy and tenure					All dwelling units by condition and plumbing facilities			Occupied dwelling units			Contract monthly rent ¹		Value ² of one-dwelling-unit structures		
		Total	Owner occupied	Renter occupied	Vacant non-seasonal not dilap., for rent or sale	Other vacant and non-resident	Number reporting	No private bath or dilap.	No running water or dilap.	Total	Persons per room		Occupied by non-white	Number reporting	Average monthly rent (dollars)	Number reporting	Average value (dollars)
											Number reporting	1.51 or more					
29	51	14	14						14	14					14	8,892	
	52	16	16						16	16					16	9,012	
	53	23	22	1					23	23			3	38.33	19	8,289	
	54	10	6	3	1				10	9			1		7	9,885	
	55	13	12	1				1	13	13	1		1		10	9,010	
	56	19	17	1		1			19	18			1		15	9,266	
	58	15	15						15	15					13	7,630	
	59	16	16						16	16					15	10,366	
	60	15	13	2					15	15			2		13	8,630	
	61	16	15	1					16	16			1		14	9,328	
	62	19	18	1					19	19			1		15	8,386	
	63	17	16	1					17	17					16	7,862	
	64	13	10	1	2				13	11			2		10	7,260	
	65	14	13	1					14	14					11	9,072	
	66	16	14	1	1			2	16	15		1		15	7,880		
	67	3	3					2	3	3			1		3	6,300	
	68	6	6					2	6	6					5	9,900	
	69	7	7						7	7					7	8,371	
	70	1															
	71	20	20						20	20	1				19	8,021	
	72	14	14					1	14	14					14	8,221	
	73	21	20	1				1	21	21			1		18	8,455	
	74	16	13	2		1			15	15			2		11	8,463	
	75	17	16	1					17	17					14	8,478	
	76	19	15	3		1			17	18			3	43.33	15	7,766	
	77	17	16	1					17	17			1		15	8,633	
	78	20	19	1					20	20	1		1		16	9,043	
	79	16	14	2					16	14			1		14	7,371	
	81	17	15	1		1			17	16			1		15	9,266	
	82	16	13	1	2			1	16	14			1		15	8,280	
	83	16	15	1					16	16			1		14	7,057	
	84	12	11	1					12	12					10	10,050	
	86	3	3						3	3					3	8,766	
	89	10	9	1					10	10			1		8	7,500	
	90	9	9						9	8					8	8,725	
	91	17	12	5					17	16			4	57.25	12	7,766	
	92	15	14	1					15	15					14	9,421	
	93	8	8						8	8			1		7	9,357	
	94	9	8	1		1			9	7			2		5	8,060	
	95	20	17	2		1			20	19	1		2		17	12,735	
	96	16	14	2					16	15			2		13	8,076	
	97	12	11	1					12	12					10	14,950	
	98	15	15						15	15			2		13	15,730	
	99	17	15	2					17	16					15	9,340	
	100	16	10	5		1			15	15			2	65.40	10	7,840	
	101	9	6	2					9	8			2		7	8,714	
	103	1	7	2					9	9			2		7	8,542	
	106	9	8	1					9	9			1		13	8,846	
	108	14	13	1					14	13			4	52.50	12	11,083	
	109	18	12	5		1			17	17					15	10,320	
	110	17	15	1		1			16	16			1		16	8,518	
	111	17	16	1					17	16					15	8,133	
	112	19	15	2		1			17	17			3	62.33	16	9,300	
	113	16	16	2					16	16					15	8,600	
	114	18	15	3					18	18			3	61.66	13	7,269	
	115	17	17	1					17	17			1		16	7,862	
	116	18	17	1					18	18			1		4	7,450	
	117	6	6						6	6					4	6,000	
	118	7	7						7	7			2		4	6,000	
	119	17	17						17	16					17	8,611	
	120	18	17	1					18	18			1		17	8,241	
	121	18	16	1		1			18	17					17	7,747	
	122	15	13	2					15	15			2		13	9,038	
	123	17	16	1					17	17			1		16	8,225	
	124	18	15	3					18	18			3	40.00	14	8,878	
	125	11	11	4					15	15			4	66.00	11	10,500	
	126	1	1														
	129	33	33	1		1			32	32			1	44.50	18	8,350	
	130	21	20	1					21	20			1		20	6,830	
	131	23	20	3					23	22			2		19	5,763	
	132	25	21	4					24	25			4	32.00	19	6,031	
	133	21	19	2					21	21					18	6,016	
	134	20	20						20	20			2		15	6,486	
	135	25	20	4		1			25	24			3	61.66	20	5,610	
	136	18	18	1					20	19			1		19	6,200	
	137	21	20	1					21	21			1		14	6,385	
	138	15	15						20	20			5	42.80	15	5,560	
	139	9	9						9	8			1		6	6,216	
	140	13	13						13	13					13	9,500	
	141	18	17			1			18	17					18	8,516	
	142	33	33						33	33					33	8,475	
	143	25	25						25	25					24	8,441	
	144	20	19	1					20	20			1		19	8,384	
	145	17	14						17	14					14	10,071	
	146	27	23	1					24	23					23	9,904	
	147	5	5						5	5			1		5	8,384	
	148	8	6						8	6					6	10,716	

¹For renter - occupied dwelling units and vacant nonseasonal not dilapidated units, for rent.
²For owner - occupied dwelling units and vacant nonseasonal not dilapidated units, for sale only.

HOUSING—BLOCK STATISTICS

Table 3.—CHARACTERISTICS OF HOUSING FOR CENSUS TRACTS, BY BLOCKS: 1950—Con.

Census tract	Block	All dwelling units by occupancy and tenure					All dwelling units by condition and plumbing facilities			Occupied dwelling units			Contract monthly rent ¹		Value ² of one-dwelling-unit structures		
		Total	Owner occupied	Renter occupied	Vacant non-seasonal not dilap., for rent or sale	Other vacant and non-resident	Number reporting	No private bath or dilap.	No running water or dilap.	Total	Persons per room		Occupied by non-white	Number reporting	Average monthly rent (dollars)	Number reporting	Average value (dollars)
											Number reporting	1.51 or more					
29	149	10	9	1		10			10	10		2	1		9	10,133	
	151	17	9		2	17			9	9					10	10,060	
	152	7	6			7			6	6					6	8,516	
	153	12	9	2		12			11	11			2		9	9,066	
	154	17	15			17			15	15					15	7,953	
	155	28	22	5	1	28			27	27			2	52.00	23	7,965	
	156	22	20	2		22			22	22			4		20	7,950	
	157	9	7			9			9	9					8	9,812	
	158	12	9	3		12			12	12			3	31.66	9	5,777	
	159	16	16	1	1	17			17	17			1		17	6,582	
	160	14	9	5		14			14	14	1		3	38.33	7	6,571	
	161	19	18	1		19			19	19			1		18	5,016	
	162	23	18	4	1	23			22	22	1		4	40.25	18	5,477	
	163	21	19	2		21	4	2	21	21			4		18	6,255	
	164	28	25	3		27	3	1	28	28			1		25	6,100	
	165	22	20	1		21	1	1	21	21			1		19	5,415	
	166	21	14	5	2	21	4	4	19	19			4	38.75	12	5,458	
	167	23	19	4		22	4	4	23	23		1	4	58.75	19	5,742	
	168	15	13	2		15			15	15			1		11	6,454	
	169	16	12	4		16			16	16			4	34.75	12	6,941	
	170	28	21	6	1	27			27	27			6	38.83	15	8,146	
	171	17	15	1	1	16			16	16			1		14	9,857	
	172	1															
	173	10	9	1		10			10	10			3		7	7,257	
	174	8	5	3		8	2		8	8			1	53.33	3	9,333	
	175	8	3	4		8		1	7	7			4	30.75	3	8,666	
	176	16	14	2		16			16	16			2		13	10,346	
	177	1															
	178	19	16	2	1	19	1		18	18	1		1		14	11,200	
	179	19	17	2		19			19	19			2		17	8,805	
	180	16	16			16			16	16					16	9,162	
	181	10	6	4		10	3		10	10	1		4	35.25	4	10,750	
	182	3	2	1		3			3	3					2		
	183	4	3	1		4			4	4			1		2		
	184	11	9	1	1	11			10	10			2		9	9,388	
	185	17	17			17			17	17					17	9,611	
	186	29	24	5		29	3		29	29			5	47.00	22	9,240	
	187	22	22			22			22	22					22	8,977	
	188	22	22			22			22	22					19	9,657	
	189	27	23	4		27			27	27			4	24.50	22	6,827	
	190	26	25	1		25			26	26			1		24	8,245	
	191	18	18			18			18	18					17	6,741	
	192	12	11	1		12			12	12			1		9	8,055	
	193	8	6	1		8	2	1	7	7			1		5	4,940	
	194	6	6			6	1	1	6	6			1		5	4,400	
	195	9	7	1		9		1	8	8			1		7	7,171	
	197	5	4			5			4	4					3	7,000	
	199	11	10		1	11			10	10					11	9,872	
	200	15	10	4	1	15			14	14			1		11	10,072	
	205	70	62	1	1	69			63	63		1	1		62	8,746	
	206	10	10			10			10	10					10	8,500	
	212	4	4			4			4	4					4	29,125	
	213	4	4			4			4	4					4	24,750	
	214	6	6			6			6	6					6	19,416	
	215	6	5	1		6			6	6					5	24,100	
	216	9	9			9			9	9			1		9	19,211	
	217	20	19	1		20			20	20			1		19	13,052	
	218	46	42	3		46	2		45	44	1		2		41	10,792	
	219	25	24	1	1	25			24	24					24	14,854	
	220	17	15	2		17			17	17			2		15	9,166	
	221	7	7			7			7	7					7	10,685	
	222	17	17			17	2	2	17	17					17	7,629	
	223	5	5			5			5	5					5	14,000	
	224	14	13	1		14			14	14			1		13	8,923	
	225	11	9	2		11			11	9			1		8	11,375	
	226	16	14	2		16			16	16			2		14	8,914	
	227	16	16			16			16	16					16	10,450	
	228	18	17	1		18			18	18			1		16	9,675	
	229	15	13	2		15			15	15			1		13	10,769	
	230	15	15			15			15	15					15	9,666	
	231	19	16	3		18	1		19	19			3	44.33	14	9,700	
	232	3	3			3			3	3					3	20,000	
	233	1															
	237	4	3	1		4	1	1	4	4			1		3	4,500	
	238	8	8			8			8	8	1		1		8	6,875	
	239	3	3			3	1		3	3					3	4,666	
	240	5	4			5		1	4	4					4	4,825	
	241	8	7	1		8			8	8			1		7	5,785	
	242	39	35	2	1	39	1	1	37	37	1		2		35	8,068	
	243	18	16	1	1	18			17	17					17	7,288	
	245	4	3		1	4			3	3					4	6,525	
	246	10	4		5	10		1	4	4					9	18,833	
	247	1															
	248	18	15	2		18		1	17	17			1		15	5,686	
	249	20	17	2		20			19	19			2		17	10,217	
	250	20	18		1	20			18	18					19	9,310	
	251	11	9	1	1	11			10	10			1		10	7,460	

¹For renter - occupied dwelling units and vacant nonseasonal not dilapidated units, for rent.
²For owner - occupied dwelling units and vacant nonseasonal not dilapidated units, for sale only.

Table 3.—CHARACTERISTICS OF HOUSING FOR CENSUS TRACTS, BY BLOCKS: 1950—Con.

Census tract	Block	All dwelling units by occupancy and tenure					All dwelling units by condition and plumbing facilities			Occupied dwelling units			Contract monthly rent ¹		Value ² of one-dwelling-unit structures	
		Total	Owner occupied	Renter occupied	Vacant non-seasonal not dilap., for rent or sale	Other vacant and non-resident	Number reporting	No private bath or dilap.	No running water or dilap.	Total	Persons per room	Occupied by non-white	Number reporting	Average monthly rent (dollars)	Number reporting	Average value (dollars)
29	252	7	6			1			6	6					6	7,566
	253	17	13	1	1			1	14	14			1	14	8,357	
	254	14	14						14	14				14	8,028	
	255	7	5	2					7	7	1		2	5	7,000	
	256	8	8						8	8			2	8	8,350	
	257	11	8	3					11	11			2	8	4,925	
	258	5	4			1			4	4			2	4	5,625	
	259	9	6	2		1			8	8			2	6	9,066	
	260	10	10						10	10				9	9,211	
	262	12	12					2	2	12	12			12	8,500	
	263	13	11	1	1				12	12			1	11	7,009	
	264	3	3						3	3				3	3,833	
	265	5	5						5	5	1		1	5	6,700	
	267	17	16	1					17	17			1	16	15,493	
	268	16	15	1					16	16			1	15	12,480	
	269	16	16						16	16				16	11,656	
	270	11	11						11	10				9	13,688	
	271	10	10						10	10				10	11,640	
	272	5	5						5	5				5	11,700	
	273	27		27					25	27			26	86.84		
	274	48	1	44	2	1			48	45			44	85.36	2	
	275	12		8	4				12	8			12	92.91		
	276	14		9	5				14	9			14	91.42		
	277	17	2	14	1				17	16			14	90.71	1	
	278	41		33	7	1			41	33			39	88.94		
	279	39		33	6				39	33			39	92.02		
	280	205	13	129	62	1			201	140	1		187	86.10		
	281	12	12						12	12				12	12,075	
	282	13	12	1					13	12			1	13	13,191	
	283	14	13	1					14	13			1	13	10,818	
	284	13	12	1					13	13			1	12	9,475	
	285	13	12		1				12	12				13	11,730	
	286	14	14						14	14				14	12,421	
	287	41		40	1				40	40			41	88.53		
	288	31		28	3				30	28			31	89.35		
	289	28		27	1				28	27			28	90.55		
	290	27		26	1				27	26			27	92.40		
	291	19		14	5				16	14			19	91.73		
	293	2							2	2						
	294	4	4						4	4					3	12,000
	295	6	4	2					6	6			1			
	296	3	3	1					3	3			1		3	8,666
	298	5	2	3					5	5			1		2	
	299	2							2	2						
	300	16	15	1					16	16			1		14	9,021
301	18	18						17	18				17	9,347		
305	29	22	5		2			26	27			3	58.66	21	6,861	
306	5	4	1					4	5			1		3	7,333	
307	1							1	1							
312	80	6	50	24				77	56			73	90.68	6	12,583	
313	13	12	1					13	13			1		12	10,500	
314	20	7	11		2			20	18			12	67.50	8	8,812	
315	14	13	1					14	14			1		13	9,907	
316	1							1	1							
30	1	5	4	1				5	5			1		3	7,833	
	2	15	14		1			15	14			1		15	7,573	
	3	13	10	2	1			13	12			2		11	7,245	
	4	10	10					10	10					10	8,430	
	5	15	12	3				15	15	1		2		12	8,475	
	6	11	11					11	11					11	11,818	
	7	13	12	1				13	13			1		12	11,041	
	8	14	14					14	14					13	9,423	
	9	14	13	1				14	14			1		13	9,846	
	10	13	9	4				13	13			4	49.00	9	7,600	
	11	18	15	3				18	18			3	41.00	15	8,200	
	12	15	13	1		1		15	14			1		14	7,742	
	13	16	15	1				16	16			1		14	10,535	
	14	18	18					18	18					18	8,500	
	15	15	15					15	15					15	11,100	
	16	3	2	1				3	3			1		2		
	17	2						2	2					3	7,200	
	18	3	3					3	3							
	19	2						2	2							
	20	1						1	1							
21	15	13	1		1		15	14	14			1		13	6,707	
22	15	12	2				15	14	14			1		13	7,492	
23	9	9					9	9	9					9	9,133	
24	6	3	3				6	6	6			3	23.33	3	4,733	
25	6	5	1				6	6	6			1		5	12,200	
26	5	4	1				5	5	5			1		3	9,000	
27	17	17					17	17	17					17	11,029	
28	16	15	1				16	16	16			1		15	9,166	
29	20	18	2				20	20	20			2		17	9,047	
30	17	17					17	17	17					16	11,125	
31	11	11					11	11	11					10	9,150	

¹For renter - occupied dwelling units and vacant non-seasonal not dilapidated units, for rent.
²For owner - occupied dwelling units and vacant non-seasonal not dilapidated units, for sale only.

HOUSING—BLOCK STATISTICS

Table 3.—CHARACTERISTICS OF HOUSING FOR CENSUS TRACTS, BY BLOCKS: 1950—Con.

Census tract	Block	All dwelling units by occupancy and tenure					All dwelling units by condition and plumbing facilities			Occupied dwelling units			Contract monthly rent ¹		Value ² of one-dwelling-unit structures		
		Total	Owner occupied	Renter occupied	Vacant non-seasonal not dilap., for rent or sale	Other vacant and non-resident	Number reporting	No private bath or dilap.	No running water or dilap.	Total	Persons per room		Number reporting	Average monthly rent (dollars)	Number reporting	Average value (dollars)	
											Number reporting	1.51 or more					Occupied by non-white
30	32	30	12	18		30			30	30			18	65.22	11	9,909	
	33	15	13	2		15			15	15			2		13	10,269	
	34	17	17			17			17	17					16	10,156	
	35	16	16			16			16	16					16	10,331	
	36	19	17	2		19			19	19					17	10,205	
	37	18	18			18			18	18	1				18	10,138	
	38	16	15		1	16			15	15					16	11,718	
	39	19	18	1		19			19	19			1		18	10,916	
	40	18	16	1	1	17			17	17					16	9,893	
	41	13	12	1	1	12			12	11					12	11,333	
	42	9	8	1		9			9	9					1	8	10,312
	43	12	10	2		12			12	12					2	10	11,590
	44	12	12			12			12	12						12	9,891
	45	11	11			11			11	11						11	13,481
	46	5	4	1		5			5	5					1	4	10,125
	47	14	13	1		14			14	14	1				1	13	7,923
	48	15	13	2		15			15	15					2	13	10,969
	49	18	18			18			18	18						18	10,988
	50	18	17	1		18			18	18					1	17	9,558
	51	18	17	1		18			18	18			1		1	16	8,312
	52	16	15	1		16			16	16						15	9,600
	53	19	19			19			19	19						19	9,931
	54	17	16			17	1	3	3	16	16					15	10,033
	55	19	17	2		19			19	19					2	17	8,470
	56	12	9	1		12			12	10					1	9	8,655
	57	13	11	1		12			12	12					1	11	9,681
	58	29	28			29			28	28						28	12,332
	59	23	23			23			23	23						23	11,230
	60	23	19	4		23	1	1	23	23				4	19	10,168	
	61	18	18			18			18	18						18	10,288
	62	35	33	2		35			35	35					2	32	9,937
	63	62	56	6		62	1	1	62	62	1	1	2	3	56	9,048	
	64	18	15	3		18			18	18					3	15	8,140
	65	10	7	1		9			8	8					1	7	8,842
	66	14	11	1		14	2	2	12	12	1				1	10	8,450
	67	8	5	2		8			7	7					1	5	4,920
	68	30	28	2		30			30	30					2	26	7,457
	69	12	10	1		12			11	11					1	9	8,500
	70	14	13			14			13	13						12	8,766
	71	20	19	1		19			19	19					1	19	10,236
	72	20	20			20			20	20						20	10,710
	73	20	18	2		20			20	19					2	18	11,222
	74	28	26	2		28			28	26					1	25	12,032
	75	21	21			21			21	21	1					21	12,380
	77	4	4	1		4			4	4					1	3	13,500
	78	4	4			4			4	4						4	13,000
	79	3	3			3			3	3						3	14,666
	80	4	4			4			4	4						3	12,000
	81	3	3			3			3	3						3	15,666
	82	21	18	1	1	21	1	1	19	19				1	19	11,089	
	83	7	7			7			7	7						7	7,600
	84	7	7	1		7	1	2	7	7					1	5	6,300
	86	28	27		1	28			27	27						28	9,864
	87	45	35	7	1	45			43	42				7	37	8,716	
	88	19	19			19			19	19					1	17	11,117
	89	14	14			13			14	13						13	9,576
	90	16	15	1		16			16	16					1	15	11,066
	91	17	16			17			16	16						16	11,175
	92	19	16	3		19			19	19					3	15	13,200
	93	28	27	1		28			28	28					1	26	12,000
	94	27	25	1		27			27	27					1	26	11,673
	95	60	55	5		59			60	59					4	54	12,129
	96	20	20			20			20	20						20	14,575
	97	22	20	2		22			22	22					2	20	15,900
	98	13	12	1		13			13	13					1	12	12,483
	99	10	10			10			10	10						10	10,550
	100	7	7			7			7	7						7	11,571
	101	4	4			4			4	4						4	13,500
	102	5	4			4			4	4						4	26,750
	103	18	17	1		18			18	18					1	17	12,705
	104	23	22	1		23			23	23					1	22	13,386
	105	12	10	2		12			12	12					1	10	10,400
	106	28	25	3		28			28	28					3	25	11,172
	107	11	9	1		11	1	1	10	10					1	9	10,611
	108	22	17	4	1	22			21	21					4	17	7,294
	109	24	16	7		22			23	21					5	14	5,735
	110	23	20	3		23			23	23					2	19	6,447
	111	27	20			27			25	25					1	19	6,394
	112	25	20	5	1	25			25	25	1				5	18	6,805
	113	2				2			2	2							
	116	2				2			2	2							
	118	3		1		3	1	1	3	3					1	1	
	120	3		2		3	1	1	3	3					1	2	
	31	1	10	10			10	1	1	10	10					8	8,037

¹For renter - occupied dwelling units and vacant nonseasonal not dilapidated units, for rent.
²For owner - occupied dwelling units and vacant nonseasonal not dilapidated units, for sale only.

Table 3.—CHARACTERISTICS OF HOUSING FOR CENSUS TRACTS, BY BLOCKS: 1950—Con.

Census tract	Block	All dwelling units by occupancy and tenure					All dwelling units by condition and plumbing facilities			Occupied dwelling units			Contract monthly rent ¹		Value ² of one-dwelling-unit structures	
		Total	Owner occupied	Renter occupied	Vacant non-seasonal not dilap., for rent or sale	Other vacant and non-resident	Number reporting	No private bath or dilap.	No running water or dilap.	Total	Persons per room	Occupied by non-white	Number reporting	Average monthly rent (dollars)	Number reporting	Average value (dollars)
31	2	16	13	3					16	16		3	63.66	11	7,027	
	3	13	11	2					13	13		2	77.50	10	7,750	
	4	15	9	6					15	15	1	6	42.50	9	7,750	
	5	13	9	4	1				13	12		4	40.50	8	8,062	
	6	15	11	4					15	15		4	34.25	11	6,318	
	7	17	11	6					17	17	1	6	60.16	11	5,372	
	8	13	10	3					13	12		2	69.33	10	8,050	
	9	34	7	23	1	3			34	30		24	64.66	7	6,500	
	10	18	9	9					18	18		9	64.66	9	6,533	
	11	20	14	5	1				20	19		6	41.66	11	5,936	
	12	11	10	1					11	11		1		10	4,770	
	13	16	14	2					16	16		2		14	5,578	
	14	14	12	2					14	14		2		12	6,175	
	15	18	14	4					18	18	3	4	35.25	13	6,176	
	16	14	10	4					14	13		1		9	6,388	
	17	15	13	2	1				15	15		2		13	7,615	
	18	12	11	1					12	12		1		11	5,945	
	19	15	11	4					15	15		3	48.33	10	6,000	
	20	13	10	3					13	13		2		9	8,222	
	21	25	11	13	1				25	24		14	79.50	11	9,036	
	22	14	10	4					14	14		3	58.33	10	7,420	
	23	27	9	17	1				27	26		16	70.72	8	5,337	
	24	9	7	2					9	9		2		7	8,642	
	25	15	9	6		1			15	13		4	47.75	7	6,542	
	26	16	16						16	16				16	5,625	
	27	13	12	1					13	13				11	5,063	
	28	13	11	2					13	13		2		10	6,120	
	29	18	14	4					18	17		3	33.33	12	5,958	
	30	27	13	14	1	1			27	25		12	29.33	11	5,190	
	31	18	16	2					18	17	2	2		14	6,200	
	32	13	11	2		1			13	12		1		9	7,000	
	33	13	12	1					13	13	1	5	39.00	12	5,883	
	34	22	16	6					22	22		1		14	6,471	
	35	15	15						15	15		2		13	6,769	
	36	17	17						17	17		2		14	6,250	
	37	15	14	1					15	15		3	48.33	12	6,150	
	38	33	19	14	1	1			33	30		11	61.72	18	6,950	
	39	11	10	1					11	11		2		19	6,110	
	40	21	19	2					21	20		1	38.50	13	6,923	
	41	22	11	10	1				22	22		10	58.70	11	6,563	
	42	19	17	2					19	19		2		17	6,929	
	43	22	21	1					22	22		1		20	6,561	
	44	17	16	1					17	17	1	1		16	6,923	
	45	27	22	5					27	27		5	58.00	14	6,623	
	46	15	15						15	15		4	41.50	14	6,285	
	47	27	19	8					27	25		5	37.80	12	5,789	
	48	26	25	1		1			26	25	1			12	5,333	
	49	17	17						17	17				16	7,206	
	50	14	14						14	14				14	6,892	
	51	11	9	2					11	11		2		9	7,500	
	52	19	12	7					19	17		5	41.40	11	5,990	
	53	10	6	4		2			10	9		2		6	5,083	
	54	14	13	1		1			14	14	1	1	46.40	8	5,500	
	55	14	11	3					14	14			33.00	10	6,040	
	56	9	7	2					9	9		1		6	5,833	
	57	11	11						11	11				11	7,272	
	58	11	9	2		1			11	10		1		10	7,430	
	59	13	7	6					13	12		3	62.33	8	7,850	
	60	9	7	2					9	7				7	7,042	
	61	15	15						15	15				15	10,100	
	62	12	11	1					12	12		1		11	9,481	
	63	13	13						13	13				13	10,346	
	64	13	13						13	13				13	9,730	
	65	13	12	1		1			13	12		1		12	9,083	
	66	13	13						13	13				13	9,292	
	67	11	11						11	11				11	9,090	
	68	14	12	2					14	14		2		12	8,900	
	69	14	13	1		1			14	13				14	9,635	
	70	14	13	1					14	13				14	9,807	
	71	15	15						15	15				15	12,600	
	72	14	13	1					14	14		1		13	9,923	
	73	16	15	1					16	16		1		15	10,853	
	74	16	15	1					16	16				15	10,566	
	75	14	14						14	14				13	12,076	
	76	18	17	1		1			18	17				17	10,294	
	77	14	14						14	14				14	11,321	
	78	14	13	1					14	14		1		13	12,692	
	79	17	17						17	17				16	11,281	
	80	16	15	1					16	16		2		15	11,633	
	81	16	14	2					16	16				14	10,107	
	82	17	16	1					17	17		1		16	11,468	
	83	10	10						10	10	1			10	14,230	
	84	14	13	1					14	14		1		13	12,307	
	85	14	13	1					14	15		1		14	12,592	
	86	15	14	1					15	15				10	14,650	
	87	10	10						10	10				10	14,650	
	88	8	7	1					8	8		1		6	13,666	
	89	1														

¹For renter - occupied dwelling units and vacant nonseasonal not dilapidated units, for rent.
²For owner - occupied dwelling units and vacant nonseasonal not dilapidated units, for sale only.

HOUSING—BLOCK STATISTICS

Table 3.—CHARACTERISTICS OF HOUSING FOR CENSUS TRACTS, BY BLOCKS: 1950—Con.

Census tract	Block	All dwelling units by occupancy and tenure					All dwelling units by condition and plumbing facilities			Occupied dwelling units			Contract monthly rent ¹		Value of one-dwelling-unit structures		
		Total	Owner occupied	Renter occupied	Vacant non-seasonal not dilap., for rent or sale	Other vacant and non-resident	Number reporting	No private bath or dilap.	No running water or dilap.	Total	Persons per room		Number reporting	Average monthly rent (dollars)	Number reporting	Average value (dollars)	
											Number reporting	1.51 or more					Occupied by non-white
31	90	11	11						11	11					11	10.545	
	91	20	20				1	1	20	20					20	10.225	
	92	11	11						11	11					11	13.181	
	93	13	13						12	13					12	15.458	
	94	1															
	95	9	9						9	9					9	17.611	
	96	18	16	1	1				18	17				1	17	15.029	
	97	13	12	1					13	13				1	11	13.045	
	98	15	14	1					15	15				1	14	12.414	
	99	11	9	2					11	11				2	9	18.000	
	100	10	9	1					10	10				1	9	16.888	
	101	17	17						17	16					17	19.117	
	102	5	3	2					5	5				2	3	15.000	
	103	15	15						15	15					15	14.266	
	104	17	17						17	17					17	13.117	
	105	11	11						10	11					11	12.454	
	106	1															
	107	13	13						13	13					13	20.846	
	108	4	4						4	4					4	12.750	
	109	17	15	2					17	17				2	13	21.230	
	110	7	6	1					7	7				1	4	25.250	
111	34	32	2					34	34				1	31	18.629		
112	3	3						3	3					3	21.000		
113	9	9						9	9					9	13.666		
114	10	8	2					10	10				2	6	17.083		
115	8	8						8	8					8	11.312		
116	15	15						15	15					15	10.686		
117	3	3						3	3					3	15.166		
118	19	18	1					19	19				1	18	11.505		
119	2																
120	11	9	2					11	11					9	13.533		
121	11	11						11	11					10	12.550		
32	1	16	10	6				15	16					6	7.650	10	5.400
	2	4	4					4	4					3	55.00	9	7.055
	3	16	10	6	1			12	16					6	52.66	9	5.266
	4	16	12	4				16	16					4	64.75	11	4.954
	5	20	11	9				20	20					8	56.25	10	6.710
	6	14	14					14	14					2	11	4.150	
	7	13	11	2				13	13					3	40.00	10	4.150
	8	13	11	2				13	13					1	7	5.642	
	9	27	11	16				27	24					16	7	6.930	
	10	15	15					15	15						15	5.706	
	11	16	13	3				16	15					3	12	6.766	
	12	15	14	1				15	15						14	6.535	
	13	19	16	3				19	17					1	15	5.913	
	14	21	15	6				21	21					6	12	6.000	
	15	8	7	1				8	8					1	6	5.916	
	16	16	14	2				16	16						13	5.807	
	17	13	13					13	13						10	6.653	
	18	14	11	3				14	14					3	10	6.900	
	19	16	11	5				16	16						10	6.850	
	20	15	11	4				15	14						11	6.063	
	21	14	12	2				14	14					1	12	8.608	
	22	12	12					12	12						12	6.183	
	23	27	9	17				27	26					16	4	7.425	
	24	14	5	8				14	13					7	5	5.300	
	25	22	8	13				22	21					12	7	6.357	
	26	13	13					13	13						12	7.058	
	27	20	14	5				20	19					5	11	6.409	
	28	18	13	5				18	18					5	12	6.833	
	29	19	11	8				19	19					8	10	7.450	
	30	17	11	6				17	17					1	10	7.640	
	31	20	13	7				20	20					6	12	5.750	
	32	19	12	7				19	19					5	11	7.563	
	33	15	15					15	15					5	12	6.666	
	34	16	12	3				16	15					3	11	6.045	
	35	22	17	5				22	22						16	6.375	
	36	17	15	1				17	16					1	15	7.386	
	37	19	15	4				19	19						15	11.083	
	38	18	13	5				18	18					4	10	5.550	
	39	17	16	1				17	17					1	16	6.756	
	40	15	14	1				15	15						14	6.521	
	41	18	15	2				18	17					2	16	5.993	
42	17	13	4				17	17						12	6.700		
43	17	14	3				17	16					3	14	5.721		
44	19	13	4				19	17					3	12	6.833		
45	12	8	4				12	12					4	8	10.100		
46	9	7	1				9	8					1	7	8.285		
47	16	10	6				16	16					5	7	8.114		
48	12	9	3				12	12					3	8	6.537		
49	11	8	2				11	10					1	8	5.500		

¹For renter - occupied dwelling units and vacant nonseasonal not dilapidated units, for rent.

²For owner - occupied dwelling units and vacant nonseasonal not dilapidated units, for sale only.

Table 3.—CHARACTERISTICS OF HOUSING FOR CENSUS TRACTS, BY BLOCKS: 1950—Con.

Census tract	Block	All dwelling units by occupancy and tenure					All dwelling units by condition and plumbing facilities			Occupied dwelling units			Contract monthly rent ¹		Value ² of one-dwelling-unit structures		
		Total	Owner occupied	Renter occupied	Vacant non-seasonal not dilap., for rent or sale	Other vacant and non-resident	Number reporting	No private bath or dilap.	No. running water or dilap.	Total	Persons per room		Occupied by non-white	Number reporting	Average monthly rent (dollars)	Number reporting	Average value (dollars)
											Number reporting	1.51 or more					
32	50	16	8	8					16	16	1		8	7 037	6	7 250	
	51	11	8	3				2	11	11			3	59.00	7	5 714	
	52	13	9	4					13	13			4	51.75	6	7 000	
	53	12	10	2					12	11			2		8	5 750	
	54	17	13	4					17	17			4	78.50	12	8 066	
	55	16	14	2				1	16	16			2		13	9 207	
	56	13	12	1					13	13			1		12	8 333	
	57	14	11	3					14	14			3	29.33	11	8 818	
	58	6	6						6	6					1	6 250	
	59	10	9	1					10	10			1		6	8 112	
	60	13	11	2					13	13			2		10	8 180	
	61	12	9	3					12	12			3	56.33	9	7 225	
	62	19	8	11					19	19			11	39.00	6	6 750	
	63	26	15	8		3			26	23		1	9	64.55	16	9 743	
	64	18	13	5					18	18			5	80.60	12	10 791	
	65	13	13						13	13					13	11 561	
	66	13	10	2		1			13	12		2	2		11	12 390	
	67	10	10						10	10					10	8 650	
	68	6	6						6	6		1			6	11 416	
	69	8	8						8	8					8	9 437	
	70	11	11						11	11					11	12 500	
	71	12	11			1			12	11					12	10 125	
	72	14	14						14	14					13	8 738	
	73	17	14	3					17	17			3	51.00	13	10 292	
	74	16	14	2					16	16			2		14	12 178	
	75	14	13	1					14	14			1		13	13 576	
	76	8	8						8	8					8	12 375	
	77	11	11						11	11					11	15 727	
	78	21	21						21	21					20	16 585	
	79	16	16						16	16			1		16	10 343	
	81	12	11	1					12	12					11	9 272	
	82	16	16						16	16		1			16	8 625	
	83	14	12	2					14	14			2		12	9 625	
	84	14	14						14	14					14	9 285	
	85	13	12	1					13	13			1		12	9 375	
	86	15	14	1					15	15			1		14	9 928	
	87	10	10						10	10					10	10 750	
	88	18	18						18	16					17	17 970	
	89	8	8						8	8					8	20 578	
	90	17	16	1					17	17			1		16	12 262	
	91	24	23	1					24	24			1		23	12 369	
	92	29	27	2					29	29			2		27	10 793	
	93	39	37	2					39	38			2		37	10 713	
	94	35	33	2					35	35			2		33	10 981	
	95	16	15	1					16	16			1		15	10 106	
96	15	13	2					15	13			2		13	10 038		
97	16	15	1					16	15					15	9 866		
98	15	13	2		1			15	15			1		13	9 884		
99	15	15						15	15					15	8 666		
100	16	16						16	16					16	9 437		
101	17	15	2					17	17			2		14	10 464		
102	16	15	1					16	16			1		15	10 400		
103	7	7						7	7					7	12 928		
104	14	13	1					14	14					13	12 423		
105	13	9	4					13	13			4	51.25	9	12 722		
33	1	13	9	4				13	12		1	4	31.75	8	5 700		
	2	79	62	14		1	2	79	76		1	15	40.86	56	5 537		
	3	10	4	4		1	1	10	8			5	46.20	3	6 000		
	4	8	7	1				8	8					7	5 500		
	5	19	6	12		1		19	18			11	70.27	4	6 575		
	6	18	5	12				18	17		1	13	77.38	4	9 580		
	7	7	3	4				7	7			4	45.00	2			
	8	12	8	4				12	12			4	38.00	8	7 375		
	9	13	9	3		1		13	12			1		9	5 722		
	10	7	3	4				7	7			4	46.00	2			
	12	4	3	1				4	4			1		4	5 722		
	13	18	9	9				18	18		2	1	37.77	2	5 380		
	14	17	15	2				17	17			2		15	5 191		
	15	17	13	3			1		17	16			3	24.33	12	5 175	
	16	40	26	11		1	2	1	39	37			12	24.08	10	5 950	
	17	18	12	5			1		18	17		1	4	51.75	10	5 950	
	18	39	28	11					39	39			9	36.66	38	6 136	
	19	50	39	9		1	1		50	48		2	7	38.10	4	4 877	
	20	30	22	6		1	1		30	28			4	32.57	30	4 744	
	21	19	15	3					18	17			2	38.25	12	5 016	
22	17	13	3			1		17	16			3	34.33	12	5 333		
23	20	15	4			1		19	19			3	55.66	13	5 484		
24	23	12	7		1	3		23	19		1	7	41.28	11	5 772		
25	12	10	2					12	12			2		11	5 833		
26	13	11	2					13	13		1			11	5 590		
27	12	11	1					12	12		1			10	6 450		
28	8	8						8	8					6	6 166		
29	12	7	5					12	12			5	51.40	7	5 571		
30	12	8	3		1			12	11			4	66.25	6	7 083		
31	11	7	4					11	11			3	28.33	6	4 666		

¹For renter - occupied dwelling units and vacant nonseasonal not dilapidated units, for rent.
²For owner - occupied dwelling units and vacant nonseasonal not dilapidated units, for sale only.

HOUSING—BLOCK STATISTICS

Table 3.—CHARACTERISTICS OF HOUSING FOR CENSUS TRACTS, BY BLOCKS: 1950—Con.

Census tract	Block	All dwelling units by occupancy and tenure					All dwelling units by condition and plumbing facilities			Occupied dwelling units			Contract monthly rent ¹		Value ² of one-dwelling-unit structures	
		Total	Owner occupied	Renter occupied	Vacant non-seasonal not dilap., for rent or sale	Other vacant and non-resident	Number reporting	No private bath or dilap.	No running water or dilap.	Total	Persons per room		Number reporting	Average monthly rent (dollars)	Number reporting	Average value (dollars)
											Number reporting	1.51 or more				
33	32	10	4	5	1	1	10	1	1	8	8	1	5	43.00	2	
	33	16	10	5	1	1	16	1	1	15	15		3	43.66	2	5562
	34	6	3	3			6			6	6		1	36.00	2	
	35	26	12	14			26	1	1	26	26		3	29.30	10	4980
	36	24	17	6	1		24			23	23		6	29.33	16	6443
	37	16	5	11			16	2		16	14	1	1	36.27	16	6266
	38	21	18	1	2		21			19	19		1	36.27	16	6250
	39	23	8	11	4		23	1		19	19		3	40.92	8	6437
	40	14	10	3		1	14	2	2	13	13		3	41.66	9	5277
	41	11	11				11	1	1	11	11				11	5800
	42	10	9	1			10			10	10		1		9	7277
	43	14	11	2	1		14			13	13		3	30.66	11	5090
	44	9	6	3			9	2	1	9	9		3	49.00	6	6916
	45	11	8	2		1	11			10	10		1		8	6062
	46	11	11				11	1	1	11	11				11	6363
	47	8	7	1			8	1	1	8	8		1		7	5916
	48	9	8	1			9			9	9		1		6	5228
	49	12	8	3		1	12	2	1	11	11		3	31.33	8	7300
	50	15	14	1			15			14	14		1		13	6700
	51	30	18	7	3	2	29	5		25	25	1	10	34.30	14	5985
	52	17	13	4			17			17	17		4	54.50	12	6291
	53	15	12	2		1	15			14	14		2		11	7300
	54	11	10	1			11			11	11		1		9	7277
	55	11	11				11	1	1	11	11		2		9	7055
	56	6	6				6			6	6				6	6916
	57	9	9				9			9	9				8	5787
	58	13	6	4	2	1	13	1	1	10	10		5	46.60	4	6750
	59	24	16	8			24	2		24	24		7	48.28	13	7553
	60	11	11				11			11	11				11	6363
	61	13	7	6			13	2		13	13		2	48.66	7	6200
	63	16	7	5	4		16	6	2	12	12	1	9	25.22	6	6583
	64	12	6	6			12	2		12	12	1	6	60.00	5	7400
	65	10	7	2	1		10	3		9	9		6	38.66	5	7700
	66	15	9	6			14			15	14		6	56.66	7	6428
	67	11	6	5			11			11	11		4	42.50	4	7375
	68	12	9	3			12			12	12		3	42.00	7	6257
	70	8	7	1			8			8	8		1		5	7000
	71	9	6	3			9			9	9		2		6	8000
	72	9	7	2			9	2	1	9	9		2		6	6883
	73	10	7	2		1	10			9	9		2		7	6785
	74	12	10	2			12			12	12		2		8	6100
	75	13	6	7			13			13	13		7	77.14	4	5425
	76	16	14	2			16			16	16		2		12	6200
	77	12	8	3	1		12			11	11		4	47.00	8	5937
	78	17	9	6	2		17			15	15		7	65.00	8	4725
	79	15	13	2			15			15	15		2		13	6069
	80	11	4	6	1		11			10	10	1	7	42.57	2	
	81	14	2	2			13			14	13		2		10	5550
	82	8	8				8			8	8		2		8	4737
	83	16	7	9			16			16	16		9	60.22	5	5500
	84	14	8	6			14			14	14		2	44.33	5	5800
	85	16	13	3			16	2	2	16	16		2		13	3269
	86	13	6	7			13	1		13	13		7	50.71	4	4675
	87	21	4	2		1	21	1	1	6	6		2		4	5875
	88	21	14	7			20	2	1	21	21	1	7	30.85	11	5136
	89	31	12	19			31	3		31	31		3	30.63	12	6458
	90	18	15	3			18			18	18		3	41.00	14	5214
	91	20	13	7			20			20	20		6	45.00	10	6380
	92	20	14	5	1		20			19	19		6	25.00	13	5246
	93	14	14				13			14	14		6		13	6900
	94	7	4	3			7			7	7		2		4	5300
	95	11	10	1			11			11	11		1		9	5055
	96	19	15	4			19			18	17		3	43.33	14	6428
	97	21	13	7	1		21			20	20		7	80.14	13	7176
	98	25	5	19			25	3	1	24	24		1	72.42	18	6475
	99	11	10	1	1		11	1	1	11	11		1		9	6322
	100	21	16	5			21	4		21	21		5	45.60	15	4666
	101	18	14	4			18	1		18	18		4	37.50	13	5500
	102	18	14	4			18			18	18		4	48.25	12	5916
	103	16	13	3			16	2		16	16	1	3	33.33	12	6708
	104	16	11	5			16			16	16		5	38.80	10	5920
	105	19	13	6			19	2		19	19		6	38.33	10	5400
	106	30	7	14			30	2		30	30		14	36.85	14	4707
	107	13	6	6			13	2		13	13		5	23.60	6	3766
	108	10	5	5			10		2	10	10		4	22.50	4	6425
	109	8	6	2			8			8	8		2		5	4960
	110	27	19	7	1		27	2		26	26		5	41.40	14	5114
	111	19	12	7		1	19	2		18	18		5	38.60	9	5322
	112	22	15	5	1	1	22			19	19		5	37.00	13	5038
	113	27	15	1			27	5	1	27	27		1	35.90	12	4700
	114	20	15	4			20			19	19		3	32.33	15	4386
	115	12	3	3	1		12			12	12		2		8	5833
	116	17	13	4			17			17	17		4	33.25	12	5218
	117	22	16	6			22	1		22	22		6	44.16	12	5516
	118	15	11	4			15			15	14		6	32.25	11	3545
	119	24	15	9			24			24	24		9	65.11	13	7053
	120	21	17	4			21	1		21	21		3	41.00	17	8288

¹For renter - occupied dwelling units and vacant nonseasonal not dilapidated units, for rent.
²For owner - occupied dwelling units and vacant nonseasonal not dilapidated units, for sale only

Table 3.—CHARACTERISTICS OF HOUSING FOR CENSUS TRACTS, BY BLOCKS: 1950—Con.

Census tract	Block	All dwelling units by occupancy and tenure					All dwelling units by condition and plumbing facilities			Occupied dwelling units			Contract monthly rent ¹		Value ² of one-dwelling-unit structures		
		Total	Owner occupied	Renter occupied	Vacant non-seasonal not dilap., for rent or sale	Other vacant and non-resident	Number reporting	No private bath or dilap.	No running water or dilap.	Total	Persons per room		Occupied by non-white	Number reporting	Average monthly rent (dollars)	Number reporting	Average value (dollars)
											Number reporting	1.61 or more					
33	121	19	13	5	1	18	1		18	18			5	50.40	14	5,892	
	122	20	15	4	1	20			19	19			5	43.00	15	5,366	
	123	25	16	7	1	25	5		23	23	3		8	35.62	12	4,058	
	124	22	14	8		22	2		22	22			7	26.42	13	4,076	
	125	23	13	8	1	23			21	21		1	8	37.75	12	4,416	
	126	16	11	5		16			16	16			5	38.00	9	5,777	
	127	16	11	4	1	16			15	15		1	3	34.66	10	5,800	
	128	22	17	5		22	1	1	22	21	1	1	3	20.33	17	4,517	
	129	24	16	8		24			24	24			6	28.83	14	4,178	
	130	27	10	13	3	27	13	2	23	23	1	1	14	34.50	7	6,285	
33	131	16	8	8		16			16	16			8	28.12	7	5,214	
	132	16	14	2		16	1		16	16		1	1		14	4,892	
	133	14	13		1	14			13	13		2			13	5,115	
	134	16	13	3		16			16	16			3	48.33	12	5,500	
	135	14	14			17			17	17			2		14	4,142	
	136	17	14	3		17			11	11			3	31.66	8	6,000	
	137	14	11	3	1	13			14	14			3	28.33	11	6,318	
	138	14	12	2		19			18	18			6	40.83	11	4,954	
	139	20	15	4		20			19	19			4	43.75	15	5,200	
	140	25	16	9		24	2	2	25	24			9	44.00	15	6,253	
	141	11	11			11			11	11					11	6,954	
34	1	3	2	1		3			3	3			1		1	11,714	
	2	9	8	1		9			9	9			1		6	13,000	
	3	14	8	6		14	3		14	14			6	45.50	4	7,500	
	4	12	6	3	1	12			11	11			4	68.75	4	8,000	
	5	13	6	3		13	8		13	13			3	33.12	6	8,000	
	6	17	8	1	1	17	4	7	16	16	1		8	31.87	6	8,583	
	7	14	13			14		7	14	14			11	28.63	1	11,166	
	8	7	5		1	5			6	6			3		3	11,000	
	9	5	4			5			4	4			3		3	5,475	
	10	4	2	2		4			4	4			4		4		
34	11	31	26	5	1	31	7		28	28		1	27	33.51	4	6,125	
	12	13	9	4	1	13	1	1	13	13		1	9	37.11	4		
	13	14	7	7	1	14			12	12			8	37.87	2		
	14	10	11	3	1	10		1	10	10			8	74.03	10	10,100	
	15	20	16	4	3	20			18	18		1	2		5	7,460	
	16	19	13	6		19	1		17	17			2	85.00	1		
	17	14	11	3		14			14	14			3	52.61	3	9,166	
	18	19	11	8		19	1		19	19			3	84.00	10	10,300	
	19	16	13	3		16			15	15			3		10	11,400	
	20	11	9	2	1	11			10	10			1		10	10,430	
34	21	4	3	1		4			4	4			1		3	9,266	
	22	16	11	5		16			16	16			4	48.25	5	10,100	
	23	17	11	6		17			17	17			6	64.16	9	9,875	
	24	14	18	2		14	2		13	13			20	55.05	11	10,888	
	25	13	11	2	1	13			12	12			10	44.90	11	8,818	
	26	15	11	4		15			14	14			8	28.50	1	6,772	
	27	14	13	1		14			14	14			7	41.14	1		
	28	19	20	7	1	19	4	1	18	18	1		17	69.48	17	9,852	
	29	5	16	11		5			5	5			10	89.70	11	5,590	
	30	24	12	12		24	2	1	23	22			10		11		
34	31	15	15		1	15		2	19	19		1	4	41.25	13	4,961	
	32	20	18	2		20			20	20			15	44.20	9	6,000	
	33	16	12	4	1	16			17	17			5	17.20	11	6,954	
	34	1	4		1	1			5	5			1		5	4,340	
	35	12	7	5	1	12			12	12			4	30.25	6	7,250	
	36	10	2	8		10			9	9			5	61.40	3	7,666	
	37	3	2	1	1	3			3	3			2		2		
	38	26	13	13		26			26	25			12	31.58	11	6,045	
	39	14	14			14			14	14			8	49.12	11	5,627	
	40	30	11	19	2	30	1	1	30	30			17	51.00	7	7,428	
34	41	17	13	4	2	17			15	15			2	59.54	11	5,954	
	42	24	13	11		24			24	24			10	44.10	12	7,083	
	43	27	11	16	2	27			24	24			22	30.27	3	5,500	
	44	5	3	2	1	5			4	4			1		3	7,333	
	45	17	11	6	1	17			16	16			5	41.80	8	7,812	
	46	12	11	1		12			12	12			1		11	7,409	
	47	23	13	10		23			21	21			8	32.12	11	6,863	
	48	18	10	8	1	18		1	15	15			6	40.66	8	6,187	
	49	20	18	2		20	6	1	20	20			8	39.00	10	6,000	
	50	14	11	3		13			14	14		1	3	46.33	9	5,133	
34	51	15	3	12		15			15	15		2	11	78.27	3	6,000	
	52	5	5			5			5	5			5		5	6,780	
	53	15	14	1		15			15	15			16		13	6,438	
	54	28	12	16	2	28		4	26	26		1	1	38.18	8	5,187	
	55	7	7			7			7	7			7		7	7,171	
	56	14	11	3		14			13	13			1		11	5,681	
	57	15	14	1		15			14	14			1		15	6,033	
	58	25	9	15	1	25		1	24	24			14	39.71	6	6,216	
	59	16	11	5		16			13	13		1	2		8	6,750	
	60	3	3			3			3	3					3	5,500	
34	61	17	16	1		17			17	16	1	1	1		16	7,343	
	62	24	15	9		24			24	24			8	40.12	14	7,357	

¹For renter - occupied dwelling units and vacant nonseasonal not dilapidated units, for rent.
²For owner - occupied dwelling units and vacant nonseasonal not dilapidated units, for sale only.

HOUSING—BLOCK STATISTICS

Table 3.—CHARACTERISTICS OF HOUSING FOR CENSUS TRACTS, BY BLOCKS: 1950—Con.

Census tract	Block	All dwelling units by occupancy and tenure					All dwelling units by condition and plumbing facilities			Occupied dwelling units			Contract monthly rent ¹		Value ² of one-dwelling-unit structures		
		Total	Owner occupied	Renter occupied	Vacant non-seasonal not dilap., for rent or sale	Other vacant and non-resident	Number reporting	No private bath or dilap.	No running water or dilap.	Total	Persons per room		Number reporting	Average monthly rent (dollars)	Number reporting	Average value (dollars)	
											Number reporting	1.51 or more					Occupied by non-white
34	65	3		1					3	3							
	66	11	10			3			11	11		1			2		
	67	4			1				3	3		4	50.75				
	68	12	3	8		1			11	11		8	30.50	2	5.125		
	69	14	11	3					14	14		3	30.66	9	4.544		
	70	15	11	4					15	14		4	53.75	9	6.844		
	71	29	25	4					29	28	1	4	42.00	22	60.45		
	72	22	21	1			4	1	22	22		1		19	6.747		
	73	24	8	14	1	1		7	22	22		14	46.22	4	7.575		
	74	12	11			1			11	11		3		10	5.870		
	75	10	6	3	1		10	2	9	9		1	4	32.50	6	5.966	
	76	34	21	11	1	1	34		32	32		9	10	46.00	21	5.738	
	77	15	13	1		1	15		14	14		1		13	5.346		
	78	19	14	5			19		19	19		5		13	5.176		
	79	17	12	4		1	16		16	15	1	4	50.50	8	5.925		
	80	23	21	1		1	23	2	22	22		1	5	20	6.225		
	81	14	8	5		1	14		13	13		1	3	7	5.142		
	82	12	9	3			11		12	12		1	3	7	6.314		
	83	4	3		1		4		3	3				3	5.000		
	84	18	9	6		3	16	1	15	13		6	27.16	7	6.428		
	85	15	12	3			14	1	15	15		3	19.00	11	6.181		
	86	16	13	2	1		15		15	15		3	33.33	10	5.480		
	87	16	13	2		1	15		15	15		2	2	13	5.769		
	88	19	9	10			18	2	19	18		6	38.33	6	6.166		
	89	17	16	1			16	1	17	17		8		15	4.820		
	90	18	13	4	1		18		17	17		1	59.40	13	5.484		
	91	26	4	22			26	7	26	26		3	41.40	2			
	92	15	9	5		1	15		14	14	1	5	29.60	7	4.914		
	93	14	13	1			14		14	14		1		13	5.953		
	94	23	14	9			23	2	23	23	1	2	34.88	12	5.066		
	95	13	10	3			13		13	13		1	2	10	6.100		
	96	13	5	8	1		13		12	12	1	1	35.00	5	6.500		
	97	10	1	9			10	4	9	9			41.00				
	98	17	14	3			17	1	17	17				13	5.769		
	99	20	14	5	1		19		19	19	1	5	30.20	13	6.515		
	100	19	10	8		1	18	4	18	18		8	38.12	8	7.937		
	101	20	12	8			20		20	20		2	45.87	10	5.290		
	102	13	8	5			13		13	12		3	40.00	7	5.528		
	103	18	11	6			18	1	18	18		1	50.28	11	5.181		
	104	17	11	5	1		17		16	15	1	2	49.25	10	6.400		
	105	19	14	4			19	1	19	18		6	41.40	10	6.370		
	106	17	12	4	1		16	2	16	15	1	5	61.00	10	6.450		
	107	50		50			50		50	50		1	50	63.92			
	108	23	13	10			23	6	23	23	1	10	26.40	11	5.809		
	109	16	16				16		16	16		9	39.33	5	4.920		
	110	32	22	2			32	6	32	32		2	28.08	5	4.200		
	111	35	1	22			35	6	35	35	1	1	32.54	7	6.500		
	112	18	10	8			18		18	18		2	36.87	7	7.171		
113	23	12	11	1	1	21		21	21		10	39.10	7	4.785			
114	20	14	5	1		20		19	19		1	46.80	13	4.884			
115	22	12	9		1	22	3	21	21		9	33.33	9	5.755			
116	18	15	3			18		17	17		3	40.00	15	5.166			
117	18	8	10		1	18		16	16		3	36.00	5	4.100			
118	19	12	7			19	1	19	19	2	4	31.66	11	5.681			
119	12	10	2			12		12	12	1	4		9	6.277			
120	6	6				6		6	6		5	28.60	5	4.600			
121	20	14	6			20		20	20		2	34.00	12	7.100			
122	21	7	14		2	21	3	21	21		2	36.00	6	4.750			
123	13	11	2			13		13	13		1	40.55	2				
124	48	3	46			48	2	48	48		4	77.97	1				
125	22	16	6			22	2	22	22		3	33.00	11	5.772			
126	22	19	3			22	2	22	22		3	44.33	18	5.594			
127	15	12	3			15		15	15		2	2	11	5.763			
128	31	21	9		1	31	6	30	30	2	1	30.44	15	5.140			
129	18	13	5			18	1	18	18		5	51.00	12	5.458			
130	35	11	24			34	1	35	35		1	46.87	8	5.575			
131	22	10	11		1	21		21	21	1	2	38.37	8	5.687			
132	19	11	7			19	2	18	18		8	33.12	11	5.000			
133	27	15	11	1		27	4	26	25		8	42.09	7	6.571			
134	21	18	3	1		21		21	21		1	53.33	15	5.220			
135	9	4	5			9	6	6	6		5	29.60	4	7.150			
136	35	17	18			35	10	35	35		3	34.33	12	4.250			
137	37	17	17	1	2	37	6	34	33	1	3	40.56	15	4.600			
138	26	14	11			26	4	25	25		16	28.63	13	5.461			
139	14	11	2	1		13	1	13	13		11		9	6.300			
140	20	16	3		1	20		19	19		1	10	12	5.291			
141	11	9	2			11		11	11		2		8	4.687			
142	20	12	6		1	20	2	18	18		7	30.71	10	4.570			
143	23	3	16		5	23	8	18	18		3	37.11	3	5.933			
144	23	11	11	1		23		22	21		2	30.27	9	6.388			
145	6	2	4			6		6	6		3	43.33	1	5.342			
146	14	8	6			14		14	14		1	32.40	7	5.345			
147	14	11	3			14		14	14		3	28.33	9	5.455			
148	18	5	13			17	7	18	18	2	12	28.16	4	5.450			
35	1	59	1	57		1	59	7	1	58	58	57	31.17	1			

¹For renter - occupied dwelling units and vacant nonseasonal not dilapidated units, for rent.
²For owner - occupied dwelling units and vacant nonseasonal not dilapidated units, for sale only.

Table 3.—CHARACTERISTICS OF HOUSING FOR CENSUS TRACTS, BY BLOCKS, 1950—Con.

Census tract	Block	All dwelling units by occupancy and tenure					All dwelling units by condition and plumbing facilities			Occupied dwelling units			Contract monthly rent ¹		Value ² of one-dwelling-unit structures		
		Total	Owner occupied	Renter occupied	Vacant non-seasonal not dilap., for rent or sale	Other vacant and non-resident	Number reporting	No private bath or dilap.	No running water or dilap.	Total	Persons per room		Occupied by non-white	Number reporting	Average monthly rent (dollars)	Number reporting	Average value (dollars)
											Number reporting	1.51 or more					
35	23	8	5	3		8	1		8	8			3	44.00	2		
	33	30	10	17		29	3	1	27	26			18	32.66	8	6,725	
	41	21	15	5		21			20	20			4	50.00	13	6,300	
	52	28	11	15		28			26	26		1	12	44.16	11	6,500	
	63	28	17	9		27	5		26	26			9	50.44	13	6,269	
	74	8	4	4		8			8	8			4	35.00	3	7,333	
	85	16	8	8		16		1	15	15			7	46.42	7	8,500	
	96	21	16	5		21			21	21			4	31.25	14	7,092	
	107	18	9	9		18	5		17	17			8	22.75	10	7,310	
	118	35	13	22		34			35	35			22	57.18	13	7,776	
	129	22	12	9		22		1	21	20		1	10	52.80	10	8,850	
	140	33	22	10		33			33	33			3	33.33	2		
	151	16	6	10		16	8		16	15		1	9	30.33	4	10,750	
	162	17	7	7		16			17	16			2	66.66	14	9,078	
	173	18	15	2		18	1	1	17	18			1	50.00	14	6,250	
	184	22	18	3		22			21	21			4	50.00	17	6,882	
	195	27	20	5		25	1	1	25	25			5	37.00	18	7,527	
	206	20	20			20			20	20			6	37.33	18	7,138	
	217	9	3	6		9			9	9			6	37.33	3	6,833	
	228	5	3	2		4	1		5	4			1	44.00	3	7,000	
	239	23	14	9		23			23	23		1	9	44.00	14	5,950	
	250	9	4	4		9	5		8	8		1	4	33.25	3	7,000	
	261	8	7	1		8			8	8			1	33.25	3	7,000	
	272	11	8	3		11			11	10			1	43.33	6	11,571	
	283	11	5	6		11			11	11			3	49.30	4	6,383	
	294	10	3	7		9	3	3	10	10		1	7	49.30	3	7,500	
	305	17	13	3		17			16	16			2	32.85	4	5,000	
	316	18	13	4		18	2	2	17	16		1	2	27.00	12	8,383	
	327	31	19	4		22			23	23			4	61.25	13	5,246	
	338	17	16	1		16			17	17			1	61.25	18	7,894	
	349	17	14	3		17	2		17	17			3	38.56	15	8,586	
	360	12	8	4		11			12	12			4	40.25	13	9,461	
	371	16	13	3		16			16	16			3	54.00	6	9,333	
	382	23	23			23			23	23			4	54.00	13	9,230	
	393	22	17	4		21	1	1	21	21			2	36.25	23	7,891	
	404	15	12	3		15	3	3	15	15			2	36.25	15	6,266	
	415	8	8			8			8	8			2	62.66	12	6,958	
	426	8	8			8			8	8			2	59.75	8	5,975	
	437	9	7	2		9			9	9		1	2	56.87	8	5,687	
	448	4	4			4			4	4			2	63.00	7	6,300	
	459	7	6	1		7			7	7			3	7.66	3	7,666	
	470	7	4	3		7	1	1	7	7			3	50.00	3	5,000	
	481	20	12	7		20	4		19	19			3	32.57	11	7,590	
	492	13	3	9		13			12	12		1	9	81.66	3	5,500	
	503	5	3	2		5			5	5			2	5.00	2	6,500	
	514	7	6	1		7			7	7			1	7.66	1	7,666	
	525	8	8			8			8	8			2	7.66	2	7,666	
	536	12	8	4		10			12	12			4	51.25	4	7,000	
	547	12	8	4		10			12	12			4	69.00	7	5,571	
	558	51	20	3		20	3	3	20	20		1	3	30.00	10	5,571	
	569	20	17	3		20			20	20			3	30.00	16	7,093	
	580	18	15	3		18			18	17		1	1	5.00	12	6,916	
	591	22	19	3		22	2	2	22	22			2	7.06	17	7,064	
	602	16	12	4		16	5		16	16			3	58.33	10	8,400	
	613	6	5	1		6			6	6			1	10.32	4	10,325	
	624	10	10			10			10	10			2	7.68	8	7,687	
	635	16	14	2		16			16	16			2	61.08	12	6,108	
	646	17	12	5		16			17	17			3	50.00	11	6,227	
	657	21	16	4		21	2	2	20	20			5	33.33	15	6,227	
	668	15	6	8		15	3	3	14	14			9	50.33	15	7,433	
	679	8	7	1		8			8	8			1	7.00	1	7,000	
	690	6	6			6			6	6			1	7.00	6	10,000	
	701	10	7	3		10			10	10			3	39.00	6	8,166	
	712	11	7	4		11			10	9			4	56.00	7	7,900	
	723	20	14	6		20			20	20			4	29.75	14	5,878	
	734	17	9	8		17	1		16	16			10	43.80	6	6,316	
	745	17	15	2		17			17	17			2	6.98	15	6,986	
	756	8	7	1		8			8	8			1	8.08	6	8,083	
	767	8	7	1		8			8	8			1	5.10	4	5,100	
	778	18	5	13		18	1	1	18	17			13	70.23	4	8,875	
	789	7	6	2		7			8	8			2	7.41	6	7,416	
	800	8	8			8			8	8			2	54.83	6	6,916	
	811	15	11	4		15			15	15			3	45.00	11	7,363	
	822	7	4	3		7	2	2	7	6			6	54.83	3	4,500	
	833	16	16			16			16	16			3	45.00	11	5,433	
	844	19	14	4		19	1	1	18	18			4	35.75	11	8,000	
	855	29	24	5		29			29	29			5	30.00	19	8,473	
	866	7	4	3		7			7	7			2	3.00	2	6,000	
	877	10	2	8		10			10	10			8	58.50	2	6,000	
	888	21	2	19		20			21	21			19	58.89	2	6,000	
	899	7	7			7			7	7			1	5.00	6	6,166	
	910	13	10	2		13	1		12	12			3	56.66	8	7,600	
	921	8	8			8			8	8			1	7.00	1	7,000	
	932	28	13	13		28	2		26	26		1	14	41.14	9	4,611	
	943	23	15	8		23			23	23			7	46.85	10	5,650	
	954	10	6	4		10	1		10	10		4	4	35.25	4	6,250	
	965	7	3	4		7			7	7			4	29.25	3	6,833	
	976	5	5			5			5	5			4	6.10	5	6,100	
	987	16	1	15		16			16	15			15	50.00	3	5,000	
	998	11	8	3		10	2		11	9		1	3	45.00	6	5,833	

¹For renter - occupied dwelling units and vacant nonsensational not dilapidated units, for rent.
²For owner - occupied dwelling units and vacant nonsensational not dilapidated units, for sale only.

HOUSING—BLOCK STATISTICS

Table 3.—CHARACTERISTICS OF HOUSING FOR CENSUS TRACTS, BY BLOCKS: 1950—Con.

Census tract	Block	All dwelling units by occupancy and tenure					All dwelling units by condition and plumbing facilities			Occupied dwelling units			Contract monthly rent ¹		Value of one-dwelling-unit structures		
		Total	Owner occupied	Renter occupied	Vacant non-seasonal not dilap., for rent or sale	Other vacant and non-resident	Number reporting	No private bath or dilap.	No running water or dilap.	Total	Persons per room		Number reporting	Average monthly rent (dollars)	Number reporting	Average value (dollars)	
											Number reporting	1.51 or more					Occupied by non-white
35	93	11	7	2	1	1	9	2	2	9	9		3	40.00	6	5,500	
	94	3	3				3			3	2				3	5,333	
	95	7	7				6			6	6				6	7,116	
	96	5		2			4			4	4		2				
	97	4				1	4			3	2						11,166
	98	13	13				13			13	13					13	9,961
	101	12	11	1			12	2		12	11	1				10	6,300
	102	4					4			4	4						
	103	18	10	8			18	8	3	18	18	1		36.75			4,528
	104	10	1		2		10			8	8			47.87			
	105	19	1	18			19	1	1	19	19		18	55.05		5	5,200
	106	6					6			6	6						
	107	25	1	16		6	23	1	1	19	19		23	80.39		1	
	108	15	2	11		2	15			13	13		13	74.00			
	109	14	9	5			14	1		14	14		13	38.37		4	4,750
	110	9					9			9	9		1			2	5,550
	111	14	13	1			14	2		14	13		2		12	6,158	
	112	9	6	3			9			9	8		2		6	4,916	
	113	19	6	13			19	2		19	18		4	65.00		7	8,300
	114	9	8	1			9			9	9		1		5	8,000	
	115	15	14	1			15	3	3	15	14		1		13	7,153	
	116	36	33	3			36	2	1	36	36		3	42.66	12	7,834	
	117	21	17	4			21			21	21		4	74.50	17	8,894	
	118	9					9			9	9					8	15,437
	119	17	17				17			17	17				17	9,170	
	120	15	15				15			15	15				15	9,520	
	121	13	12	1		1	13			12	12				12	9,350	
	122	13	13				13			13	13				11	7,745	
	123	15	1	1			15	1	1	14	14		2		11	7,745	
	124	13	12	1			13			13	13		1		11	9,136	
	125	12	10	2			12			12	12		2		10	8,420	
	126	4	4				4			4	4				4	6,500	
	128	17	6	4		7	15			10	8				4	7,700	
	129	17	14	2		1	17			16	16		3	40.00	12	5,933	
	130	15	10	5		1	15			15	15	1		36.60	8	6,187	
	131	23	17	6			23	2		23	22		5	40.40	12	6,300	
	132	11	10	1			11			11	10		1		9	6,388	
	133	18	6	11		1	18	3		17	17		11	31.36	7	9,785	
	134	22	14	8			22	3		22	22		2	38.75	8	8,625	
	135	23	9	14			23	3	1	23	23		12	35.08	11	12,500	
	136	24	16	8			24			24	24		8	43.50	13	5,469	
	137	13	11	2			13			13	13		2		10	6,600	
138	15	12	3			15			15	15		3	42.33	9	9,222		
139	13	11	2			13			13	13		2		10	8,500		
140	16	13	2		1	16			15	15		2		12	8,875		
141	15	13	2			15			15	14		2		13	8,292		
142	20	15	3		1	19		1	18	18		3	42.66	13	8,923		
143	13	10	3			13			13	13		2		8	8,625		
145	30	28	2		1	29			29	29		1		27	12,500		
146	12	8	4			12			12	12		4	66.25	8	7,750		
147	13	12	1			13			13	13		1		12	9,500		
148	14	14				14			14	14				14	8,500		
149	17	15	1		1	17			16	16		1		14	8,571		
150	12	12				12			12	12				12	7,791		
151	15	9	6			15		2	15	15		5	44.60	7	6,100		
152	28	15	12		1	28			27	26		11	51.09	15	5,086		
153	24	19	4		1	23		1	23	22		4	35.75	17	4,741		
154	17	15	2			17			17	17		1		14	4,821		
155	26	5	20		1	26	5	1	25	25		17	28.23	3	3,833		
156	20	10	10			20	4		20	20		10	28.10	8	4,750		
157	12	8	3		1	12			11	11		3	41.66	6	5,933		
158	25	11	14			25			25	25		13	29.69	10	5,100		
159	19	11	6		1	19			17	17		6	38.50	10	4,420		
160	18	13	5			18		1	18	18		4	26.50	12	4,725		
161	14	11	2		1	14			13	13		2		9	7,111		
162	15	11	4			15			15	15		4	42.50	10	8,050		
163	15	11	3		1	14			14	14		2		11	9,318		
164	4	3	1		1	4			3	3				3	9,833		
165	30	20	9		1	29	2		29	29		9	37.66	12	12,294		
166	4	4				4			4	3		3		3	7,333		
167	27	1	6		20	27			7	7		26	120.00				
168	26	4	4		2	26			24	24		3	38.66	20	4,955		
169	33	22	11			33		1	33	32		11	26.45	20	4,535		
170	35	9	25		1	35		2	34	32		9	34.77	22	4,327		
171	42	17	23		2	41	1	3	40	36		25	26.44	13	3,538		
36	2	20	10	10		20	6	6	20	20		4	43.33	6	9,562		
	3	10	7	3		10	1	1	10	10		2	28.33	6	5,750		
	4	2				2			2	2							
	5	2				2			2	2							
	6	6	3	2		6	1	1	5	5		3	25.00	2	6,328		
	9	7	2	5		7			9	9		1		2	7		
	10	2					2			2	2						
11	2					2			2	2							
12	1					1			1	1							
13	7	3	4			7	1	1	7	7		1	43.75	3	3,500		

¹For renter - occupied dwelling units and vacant nonseasonal not dilapidated units, for rent.
²For owner - occupied dwelling units and vacant nonseasonal not dilapidated units, for sale only.

Table 3.—CHARACTERISTICS OF HOUSING FOR CENSUS TRACTS, BY BLOCKS: 1950—Con.

Census tract	Block	All dwelling units by occupancy and tenure					All dwelling units by condition and plumbing facilities			Occupied dwelling units			Contract monthly rent ¹		Value ² of one-dwelling-unit structures	
		Total	Owner occupied	Renter occupied	Vacant non-seasonal not dilap., for rent or sale	Other vacant and non-resident	Number reporting	No private bath or dilap.	No running water or dilap.	Total	Persons per room		Number reporting	Average monthly rent (dollars)	Number reporting	Average value (dollars)
											Number reporting	1.51 or more				
36	15	13	8	5		13			13	13		5	37.00	7	12,028	
	16	1														
	18	3	1	2		2	1	1	3	3		2		1		
	19	6	5	1		6	1	1	6	6		1		5	5,400	
	20	12	7	3	2	12	2		10	10		4	48.75	6	6,566	
	21	11	9	2		11			11	11		2		9	6,888	
	22	12	11	1		12			12	12		1		1	6,654	
	23	14	13	1		14			14	14		1		13	8,269	
	24	8	7			8	1		7	7		4		7	6,200	
	25	4	3	1		4			3	4		1		3	5,166	
	26	4	4			4			4	4				4	10,250	
	27	3	3			3			3	3				3	5,600	
	28	14	10	3		14	1		13	13		2		8	7,412	
	29	6	5			6	1		5	5				5	5,300	
	30	4	4		1	5			4	4				5	9,840	
	31	7	7			7			7	7				7	5,971	
	32	18	11	6	1	18	2		17	17		8	30.42	10	5,630	
	33	32	28	4		32	1	1	32	32	1	4	25.00	27	5,192	
	34	19	16	2	1	19			18	18		1		17	6,882	
	35	23	15	6	2	23			21	21		6	37.33	14	7,157	
	36	15	9	5	1	15	2		14	14		5	43.40	7	8,171	
	37	13	10	2	1	13			12	12		2		10	8,050	
	38	13	8	5		13			13	13		5	45.00	6	7,716	
	39	10	9	1		10			10	10		9		9	7,055	
	40	12	9	2	1	12	1		11	11		8		9	6,444	
	41	9	4	4	1	9			8	8		4	30.25	4	6,375	
	42	11	8	2	1	11	1		10	10		2		9	5,833	
	43	8	6	1		8	1		7	7		1		9	4,916	
	44	7	6		1	7			6	6		1		6	4,500	
	45	7	6	1		7		1	7	7		1		6	4,366	
	46	9	8	1		9	1		9	9		1		7	5,071	
	47	4	3	1		4			4	4		1		7	5,733	
	48	4	3	1		4			4	4		1		3	6,833	
	49	8	8			8	2		8	8				6	9,366	
	50	14	11	2	1	13			13	12		1		11	5,863	
	51	4	2	2		4	2		3	3				1	5,863	
	52	12	10	1	1	12	1	1	10	10		1		11	10,863	
	53	8	7			8			8	8		1		7	11,900	
	54	2				2			2	2		1		2		
	55	3	2	1		3			3	3		1		2		
	56															
	57															
	58															
	59	19	13	5	1	18	5	2	18	18		3	54.33	10	10,250	
	60	15	13	1	1	15			14	14				11	13,363	
	61	10	9	1		10			10	10		9		11	12,555	
	62	5	4			5	1	1	4	4				4	12,325	
	63	10	10			10			10	10				10	12,500	
	64	12	12			12			12	12				12	8,358	
	65	48	9	39		48			48	48		39	54.71	9	9,711	
	66	43	42	1	1	43			42	42		43	54.09	9	9,711	
	67	21	18	2		21			20	20		2		19	9,231	
	68	23	23			23	1	1	23	23		1		23	9,326	
	69															
	70															
	71															
	72	25	21	4		25			25	25		4	52.00	20	10,800	
	73	10	8	2		10	3		10	10		2		7	6,357	
	74	10	10			10			10	10				10	7,800	
	75	9	9			9			9	9				9	7,144	
	76	7	6	1		7			7	7		1		6	8,916	
	77	9	8	1		9	1	1	9	9	1	1		6	5,325	
	78	10	7	2		10	2		9	9		2		5	6,720	
	79	11	9	1	1	11			10	10				9	4,833	
	80	5	5			5			5	5				5	5,400	
	81	14	11	3		14	1		14	14		3	20.00	10	5,110	
	82	11	3	8		9	6		11	11	1	8	29.50	2		
	83	10	8	1	1	10			9	9		1		8	5,500	
	84	1				1										
	85	14	11	3		14			14	14		3	30.00	9	5,111	
	86	4	4			4			4	4				4	5,250	
	87	5	4	1		5			5	5		1		4	8,500	
	88	16	12	4		16			16	16	1	3	46.00	10	5,340	
	89	11	11			11			11	11				11	5,663	
	90	3	3			3			3	3		1		1		
	91	14	7	5	1	14	2	1	12	12	2	6	27.83	7	5,857	
	92															
	93	19	13	5	1	19			18	18		3	56.40	14	7,607	
	94	13	6	1	1	13	3		12	12		6	41.66	5	5,800	
	95	15	14	1		15	2		15	15				13	6,484	
	96	5	3	2		5	1	1	5	5		2		3	8,500	
	97	16	14	2		16	2	1	16	16		1		14	5,692	
	98	10	7	2		10	2	3	10	10		2		5	4,900	
	99	10	9	1		10			10	10		1		9	5,700	
	100	3	2	1		3			3	3				2		
	101	11	8	2	1	10			10	10		2		9	5,855	
	102	11	6	3		10	1		10	9		3	27.00	5	5,500	
	103	4	4			4			4	4				4	4,600	
	104	10	8	2		9	1		10	10		2		8	5,437	
	105	7	7			7			7	7				7	8,514	
	106	11	9	1		11			10	10		1		9	6,888	
	107	14	13		1	14			13	13				13	6,484	
	108	11	8	3		11			11	11		3	45.66	7	7,542	
	109	8	7	1		8	2		8	8		1		6	9,200	

¹For renter—occupied dwelling units and vacant nonseasonal not dilapidated units, for rent.
²For owner—occupied dwelling units and vacant nonseasonal not dilapidated units, for sale only.

HOUSING—BLOCK STATISTICS

Table 3.—CHARACTERISTICS OF HOUSING FOR CENSUS TRACTS, BY BLOCKS: 1950—Con.

Census tract	Block	All dwelling units by occupancy and tenure					All dwelling units by condition and plumbing facilities			Occupied dwelling units			Contract monthly rent ¹		Value ² of one-dwelling-unit structures	
		Total	Owner occupied	Renter occupied	Vacant non-seasonal not dilap., for rent or sale	Other vacant and non-resident	Number reporting	No private bath or dilap.	No running water or dilap.	Total	Persons per room	Occupied by non-white	Number reporting	Average monthly rent (dollars)	Number reporting	Average value (dollars)
										Number reporting	1.51 or more					
36	110	28	27	1		28			28	28				26	9,857	
	111	23	20	3		23	1		23	23		1	19	7,532		
	112	15	14	1		15			15	15		1	14	9,571		
	113	16	15	1		16			16	16			15	10,486		
	114	16	15	1		16			16	16		1	15	8,766		
	115	9	7	2		9			9	9		2	7	9,471		
	116	13	12	1		13			13	13		1	12	10,358		
	117	35	32	3		34	1	1	35	34		2	38	7,878		
	118	20	18	1		20	1		19	19		1	17	10,500		
	119	18	16	1	1	18			17	17			17	10,617		
	120	8	8			8			8	8				8	9,750	
	121	23	21	1	1	23			22	22		1	22	10,904		
	122	23	20	2	1	23			22	22		2	21	14,109		
	123	18	17	1		18			18	18		1	15	9,853		
	124	3	3			3			3	3			3	6,166		
	125	8	5	2	1	8			7	7		2	6	7,500		
	126	15	12	2		15	1	1	14	14		2	12	8,308		
	127	12	11	1		12	2	2	12	12		1	11	7,109		
	128	13	11	2		13	2	1	13	13		2	11	6,581		
129	16	15	1		16	1	1	16	16		1	14	8,107			
130	14	11	2	1	14			13	13		1	12	7,541			
131	19	17	1	1	19	1	1	18	18		1	16	7,368			
132	27	24	3		27	1		27	27		3	22	8,590			
133	13	9	3	1	13			12	12		3	10	10,250			
134	19	18	1		19		1	18	18			16	12,431			
135	10	10			10			10	10			10	8,300			
136	10	6	4		10			10	10		1	6	8,916			
137	15	14	1		15			15	15		1	14	8,585			
138	8	7	1		8			8	8			7	10,142			
139	17	17			17			17	16			17	11,135			
140	2	2			2			2	2			2	11,658			
141	14	12	2		14			14	14		2	12	12,833			
142	9	9			9			9	9			9	10,000			
143	16	15	1		16			16	16		1	15	10,100			
144	10	10			10			10	10			10	9,735			
145	14	14			14			14	14			14	8,870			
146	10	10			10			10	10			10	9,122			
147	22	22			22			22	22			22	7,965			
148	27	23	1	3	27			24	24		2	23	8,094			
149	21	18	3		21			21	21	1	3	33.00	17	7,615		
150	16	13	3		16			16	16		1	3	4,666	13	7,772	
151	11	11			11			11	11			11	8,045			
152	13	11	1	1	13	1		12	12		1	12	7,516			
153	14	12	1		14			13	13		3	7	5,614			
154	10	7	3		10			10	10		3	51.66	13	7,138		
155	13	12	1	1	13			12	12		1	4	7,875			
156	7	4	1		7	1		6	6	1	1	9	6,888			
157	9	8	1	1	9			8	8		1	7	6,857			
158	9	8	1	1	9			9	9	1	1	9	5,344			
159	10	8	1	1	10			9	9		1	9	4,560			
160	12	10	2		12	1	2	12	12		2	2	32.75	4	5,075	
161	5	5	4		5			5	5			4	4	5,018		
162	15	11	3		15	1		14	13		1	11	4,275			
163	6	5	1		6	1	1	6	6	1	2	3	6,000			
164	3	3			3			3	3			3	5,744			
165	23	17	5	1	23			22	22		3	18	5,500			
166	8	8			8			8	8			8	7,854			
167	28	23	4	1	28			27	27		3	24	7,857			
168	36	24	10	2	35	1	1	34	33		11	21	8,204			
171	25	20	5		25	1		25	25	1	5	18	6,655			
172	7	4	2		7			7	7		2	4	7,000			
173	4	2	2		4			4	4		1	1	6	6,083		
174	2	1	1		2			2	2		1	1	7	6,928		
175	8	7	1		8			8	8		1	18	8,472			
176	6	7			6			6	6		1	11	7,881			
177	20	17	2	1	20	2		19	19		2	18	6,125			
178	22	13	9		22	2		22	22		8	15	7,180			
179	24	15	8		23	2		23	23	1	8	21	7,255			
180	21	16	4		20	5	1	20	19		4	20	5,812			
181	21	20	1		21			21	21		1	16	7,911			
182	20	16	4		20			19	19		2	17	8,521			
183	19	17	1	1	19			18	18			17	7,735			
184	17	14	3		17	1		16	16			19	8,094			
185	20	17	3		20			20	20			18	7,777			
186	20	19	1		20			20	20			18	8,400			
187	20	19	1		20			20	20	1	2	21	8,923			
188	21	18	2		21			20	20			21	10,150			
189	26	22	4		26			26	26			20	12,700			
190	1				1			1	1			20	10,625			
191	8	8			8			8	8			18	11,688			
192	5	5			5			5	5			19	10,026			
193	2	2			2			2	2		1	25	11,192			
194	20	20			20			20	20			20	12,643			
195	20	20		1	20			20	20			20				
196	25	24			25			24	24			20				
197	20	20			20			20	20			20				

¹For renter-occupied dwelling units and vacant nonseasonal not dilapidated units, for rent.
²For owner-occupied dwelling units and vacant nonseasonal not dilapidated units, for sale only.

Table 3.—CHARACTERISTICS OF HOUSING FOR CENSUS TRACTS, BY BLOCKS, 1950—Con.

Census tract	Block	All dwelling units by occupancy and tenure					All dwelling units by condition and plumbing facilities			Occupied dwelling units			Contract monthly rent ¹		Value ² of one-dwelling-unit structures		
		Total	Owner occupied	Renter occupied	Vacant non-seasonal not dilap., for rent or sale	Other vacant and non-resident	Number reporting	No private bath or dilap.	No running water or dilap.	Total	Persons per room		Occupied by non-white	Number reporting	Average monthly rent (dollars)	Number reporting	Average value (dollars)
											Number reporting	1.51 or more					
36	198	22	19	2	1	22			21	21			2		20	11,705	
	199	24	22	2		24			24	24			2		22	9,413	
	200	19	18		1	19			18	18					19	8,700	
	201	14	12			14	2		12	12					12	8,141	
	202	20	18	2		20			20	20					18	8,888	
	203	19	17	2		19			19	19			1		17	9,047	
	204	21	19	2		21			21	21			1		19	9,657	
	205	19	17	1	1	19			18	18			1		17	9,264	
	206	21	19	1	1	21			20	20			1		19	6,357	
	207	14	13	1		14	1		14	14		1	1	1	13	7,623	
	208	20	18	1		20		1	19	19			1		18	8,988	
	209	15	14	1		15		1	15	15			1		14	9,492	
	210	18	16	1		18			17	17					16	9,756	
	211	1				1											
	213	4	2		2	4			2	2			1		3	12,100	
	214	2				2											
	215	9				9			9	9					9	12,166	
	216	41	37	3	1	41			40	40			3	48.33	35	11,405	
	217	23	21	2		23		2	23	22			2		17	9,405	
	218	17	14	2		17		1	16	15			2		13	13,230	
	219	21	20	1		21			21	18			10	68.10	20	9,725	
	220	29	18	10	1	29		3	28	28			3	50.66	17	7,576	
	221	23	20	3		23		1	23	23					20	8,000	
	222	22	21	1		22			21	21					21	9,642	
	223	21	19	1	1	21			20	20			1		18	11,444	
	224	21	20	1		21			21	21			1		19	10,684	
	225	24	23	1		24			24	23			1		23	10,895	
	226	23	22	1		23			23	23			1		22	11,572	
	227	17	16	1		17			17	17			1		16	10,625	
	228	21	20	1		21		1	20	20			1		19	11,421	
	230	22	21		1	22			21	21		1			20	8,215	
	231	19	17	3		19			18	18			3	47.66	19	9,315	
	232	17	17			17			17	17					17	7,311	
	233	24	18	3		21			21	21			3	33.33	18	9,888	
	234	24	20	2		22			24	20			2		23	10,373	
	235	16	16			16			16	16			2		16	8,372	
	236	17	16	1		17			17	17					16	8,075	
	237	18	18	5	1	18			17	17		1	6	66.33	12	8,071	
	238	22	22			22			22	22			1		22	7,821	
	239	18	13	5		18		1	18	18			4	30.50	13	5,769	
	240	18	15	2	1	18			17	17			2		15	7,073	
	241	10	7	2	1	10			9	9			2		8	6,287	
	242	24	18	6		24		2	24	24			5	39.20	17	5,641	
	243	16	12	4		16		2	16	16			4	37.00	12	8,222	
	244	13	8	4		13		1	12	12		1	3	78.33	6	4,650	
	245	21	9	12		21			21	21			11	29.54	9	5,411	
	246	11	9	1	1	11			10	10					9	5,888	
	247	24	22	2		22			24	24					21	6,676	
	248	19	9	9		13		1	18	18			2	9	7	6,214	
	249	35	12	22	1	33		5	34	34		1	22	33.40	10	7,230	
	250	26	18	7	1	25		1	25	25			5	45.00	17	6,205	
	251	33	17	14	2	33		1	31	30		1	14	64.64	17	6,352	
	252	16	15	1		16			16	16		1			14	6,550	
	253	8	5	3		8			8	8			3	55.00	4	10,625	
	254	17	13	4		17			17	17		1	4	35.50	13	8,384	
	255	7	7			7			7	7					7	8,214	
	256	16	16			16			16	16					16	8,000	
	257	4	4			4			4	4					4	6,875	
	258	14	14			14			14	14					14	6,700	
	259	6	1	5		6			6	6			3	79.33	1		
	260	13	11	2		13			13	13			2		11	7,590	
	261	2				2											
	262	22	19	3		22			22	22			2		19	7,089	
	263	23	15	8		23			23	23			6	49.16	15	6,653	
	264	35	16	13	6	35		2	39	29		1	19	57.73	12	8,750	
	265	25	19	5	1	25		3	24	24			5	53.00	18	7,928	
	266	22	18	4		22			22	22			4	65.00	14	6,821	
	267	19	16	1	2	19			17	17			2		15	8,740	
	268	18	16	2		18			18	18			1		16	10,150	
	269	21	19	1	1	21			20	20			1		20	9,850	
	270	20	19	1		19			20	20			1		19	8,600	
	271	18	17	1		18		1	18	17			1		16	8,862	
	272	21	16	4		18		1	20	20			3	41.33	12	10,858	
	273	21	21			21			21	19					19	7,142	
	274	19	13	6		19		1	19	19			5	42.80	12	6,591	
	275	18	14	4		18			18	17			4	55.50	13	8,123	
	276	19	17	2		18			19	19			1		16	7,812	
	277	21	20	1		21		3	21	21			1		20	7,935	
	278	16	15	1		16		1	16	16			1		15	9,846	
	280	13	9	3	1	11			12	10			2		7	8,357	
	281	10	9	1		10			10	10					9	10,944	
	282	16	16			16			16	16					16	9,331	
	283	8	8			8			8	8					8	9,250	
	284	11	11			11			11	11					11	12,772	
	285	13	13			13			13	13					13	10,384	
	286	1				1											
	287	12	10	2		12			12	12			1		10	9,850	

¹For renter - occupied dwelling units and vacant nonseasonal not dilapidated units, for rent.
²For owner - occupied dwelling units and vacant nonseasonal not dilapidated units, for sale only.

HOUSING—BLOCK STATISTICS

Table 3.—CHARACTERISTICS OF HOUSING FOR CENSUS TRACTS, BY BLOCKS: 1950—Con.

Census tract	Block	All dwelling units by occupancy and tenure					All dwelling units by condition and plumbing facilities			Occupied dwelling units			Contract monthly rent ¹		Value ² of one-dwelling-unit structures	
		Total	Owner occupied	Renter occupied	Vacant non-seasonal not dilap., for rent or sale	Other vacant and non-resident	Number reporting	No private bath or dilap.	No running water or dilap.	Total	Persons per room		Number reporting	Average monthly rent (dollars)	Number reporting	Average value (dollars)
											Number reporting	1.51 or more				
36	288	11	10			1			10	10						
	289	8	8						8	8				10	10.100	
	290	8	7			1			7	7				8	12.150	
	291	45	40	4	1				44	43		4	43.75	7	12.071	
37																
	2	4	4						4	4						
	3	9	3	6					9	9		5	28.00	2	19.000	
	4	2														
	5	2														
	6	3	2	1					3	3		1				
	7	1														
	9	1														
	10	1														
	11	2														
	12	1														
	13	2														
	15	3	1	2					3	3		2			1	
	18	3	2	1					3	3	1				2	
	19	2														
	24	6	5	1					6	6		1			5	7.700
	25	11	11						11	11					11	9.400
	26	15	10	3	2				15	13		3	85.00		11	9.027
	27	16	16						15	15					15	8.233
	28	9	7	2					9	9		2			7	7.928
	29	12	11	1					12	12	1	1			11	10.490
	30	3	2	1					3	3					2	
	31	12	12						12	12	2				12	5.458
	34	4	3	1					4	4					3	6.133
	35	5	3	1					5	4					3	8.500
	36	12	11			1			12	11					11	7.545
	37	8	8						8	8		1			8	6.000
	38	22	22						22	22					22	10.336
	39	14	14						14	14					14	10.121
	40	17	17						17	17					17	9.117
	41	17	16	1					17	17					16	7.637
	42	12	10	2					12	12		2			10	10.200
	43	16	15	1					16	16		1			15	12.366
	44	10	9	1					10	10					9	7.000
	45	14	11	2		1			14	13					11	7.000
	46	12	10		1	1			12	10					10	7.300
	47	9	8	1					9	9					8	6.525
	48	10	7	3					10	10		3	61.66		7	8.714
	49	9	6	3					9	9	1		53.33		6	8.500
	50	9	7	1					8	8					7	9.714
	51	9	8	1		1			9	9					7	8.714
	52	15	15						15	15					15	13.033
	53	16	16						16	16					16	11.443
	54	15	13	2					15	15	1				10	7.520
	55	17	16	1					17	17					16	8.168
	56	17	15	2					17	17		2			14	9.714
	57	18	18						18	18					18	12.194
	58	13	13						13	13					13	6.538
	59	13	11	2					13	13					10	7.220
	60	13	12	1					13	13	1				12	9.358
	61	4	4						4	4					4	12.500
	62	20	13	7					20	20		7	48.00		12	8.500
	63	12	11	1					12	12	1				10	7.550
	64	13	13						13	13					13	9.307
	65	16	15	1					16	16					15	8.333
	66	19	19						19	19		1			18	11.488
	67	16	16						16	15					12	11.233
	68	17	16	1					17	17					15	8.533
	69	18	17	1					18	18					17	7.788
	70	15	15						15	15					15	6.620
	71	19	16	1	1	1			19	17					14	9.464
	72	11	9	1					11	10					8	8.237
	73	14	10	3		1			14	13					11	8.718
	74	13	12		1				13	12		1			13	8.946
	75	12	12						12	12					12	7.266
	76	1														
	77	13	8	5					13	13					7	6.542
	78	11	10	1					11	11					10	8.410
	79	7	3	4					7	7					3	10.666
	80	9	9						9	9					9	7.500
	81	11	9	1	1				11	10					9	7.777
	82	10	8	2					10	10					8	7.068
	83	9	9						9	9					9	7.888
	84	12	12						12	11					11	11.409
	85	14	13	1					14	14					13	8.538
	86	10	9	1					10	10					9	7.944
	87	14	13	1					14	14					18	8.566
	88	14	13	1					14	14					13	8.423
	89	11	10	1					11	10					10	8.950
	90	11	10	1					11	11					9	6.022
	91	14	14						13	14					13	10.307
	92	13	12			1			13	12					10	10.650

¹For renter - occupied dwelling units and vacant nonseasonal not dilapidated units, for rent.²For owner - occupied dwelling units and vacant nonseasonal not dilapidated units, for sale only.

Table 3.—CHARACTERISTICS OF HOUSING FOR CENSUS TRACTS, BY BLOCKS: 1950—Con.

Census tract	Block	All dwelling units by occupancy and tenure					All dwelling units by condition and plumbing facilities			Occupied dwelling units			Contract monthly rent ¹		Value ² of one-dwelling-unit structures	
		Total	Owner occupied	Renter occupied	Vacant non-seasonal not dilap., for rent or sale	Other vacant and non-resident	Number reporting	No private bath or dilap.	No running water or dilap.	Total	Persons per room		Number reporting	Average monthly rent (dollars)	Number reporting	Average value (dollars)
											Number reporting	1.51 or more				
37	93	17	10	7		17			17	17	1	7	54.71	8	7,875	
	94	5	4		1	5			4	4				5	10,300	
	95	9	6	3		9			9	9		3	65.00	6	8,350	
	96	5	5			5			5	5				5	7,460	
	97	7	7			7			7	7				7	9,571	
	98	5	5			5			5	5				5	7,700	
	99	6	6	1		6			6	6		1		5	5,900	
	100	21	21			21			21	21				21	6,571	
	101	15	11	3		15		1	14	14		3	36.66	11	7,300	
	102	19	15	4		19			19	19		3	33.33	15	6,966	
	103	16	9	7		16			16	16		6	44.33	7	6,242	
	104	6	3	3		6			6	6		3	41.66	3	11,666	
	105	20	19	1		20			20	20		1		18	7,966	
	106	23	23			23	1		23	23				21	7,590	
	107	17	15	2		17			17	17		2		15	8,793	
	108	20	16	4		19	1		20	20		4	38.75	16	14,025	
	109	3	2			3			3	3		1		1		
	110	59	16	42	1	58	4		58	58	2	42	57.66	13	10,684	
	111	38	22	15	1	36			37	37		16	67.12	19	11,789	
	112	34	25	9		34			34	34		9	66.33	21	9,642	
	113	18	15	3		18			18	18		3	56.66	12	9,316	
	114	25	22	2		24		1	24	24		2		21	7,471	
	115	10	4	6		9		1	10	9		2	45.40	2		
	117	50	43	6	1	50			49	49		5	46.60	40	9,025	
	118	11	11			11			11	11		1		11	9,354	
	119	14	13	1		14			14	14	1	1		12	10,166	
	120	9	8	1		7			9	8		1		7	8,571	
	121	10	9	1		10			10	10		1		9	13,277	
	122	11	11			11			11	11				10	15,400	
	123	6	5	1		6			6	6				5	11,300	
	124	9	7	2		9			9	9		2		7	9,928	
	125	12	6	6		12			12	12		6	30.66	6	9,166	
	126	12	9	3		12			12	12		12	30.00	8		
	127	29	12	17		27	1		29	29	1	1	48.76	8	11,000	
	128	16	13	3		16			16	16		3	30.00	13	8,038	
	129	11	7	4	1	11	1	1	10	10		3	45.33	7	8,571	
	130	14	14			14			14	14				13	10,692	
	131	15	15			15			15	15				15	10,440	
	132	15	15			15			15	15				15	11,020	
	133	9	8	1		9			9	9		1		8	12,437	
	134	19	18	1		19			19	19		1		17	9,322	
	135	14	12	2		14			14	14		2		18	8,341	
	136	14	13	1		14		2	14	14		1		12	9,500	
	137	16	14	2		16			16	16		1		13	8,192	
	138	14	14			14			14	14				14	8,750	
	139	15	11	4		15			15	15		4	55.75	11	11,272	
	140	12	12			12			12	12				11	10,727	
	141	13	12	1		13			13	13		1		11	10,363	
	142	11	11			11			11	11				11	9,863	
	143	13	12	1		13			13	13		1		12	9,875	
	144	13	6	7		13			13	13		7	36.28	6	8,583	
	145	11	8	3		11		2	11	11		3	157.00	8	8,100	
	146	14	12	2		14			14	13		1		12	9,000	
	147	16	13	2	1	15		2	15	14		2		12	9,041	
	148	13	13			13			13	13				12	9,375	
	149	11	9	2		11			11	11		2		9	10,766	
	150	13	12	1		13			13	13				11	10,363	
	151	9	9			9			9	9				9	8,333	
	152	21	20	1		21			21	21		1		18	10,444	
	153	11	9	2		11		1	11	11		2		9	11,388	
	154	56	41	14		56	8		55	52		14	36.07	37	8,075	
	155	17	7	9	1	17	1		16	16		9	41.66	5	7,200	
	156	15	6	8		15			14	14		8	45.12	5	5,800	
	157	17	13	4		17			17	16		3	51.66	12	5,583	
	158	19	17	2		19		2	19	19		2		16	6,312	
	159	15	12	3		15			15	15		3	78.33	11	10,227	
	160	10	7	2	1	9			9	9		3	48.33	6	9,416	
	161	10	10			10			10	10				10	11,150	
	162	15	12	3		15			15	15		3	58.33	10	12,750	
	163	17	12	5		17		4	17	17		4	38.50	20	9,750	
	164	13	6	6	1	13		2	12	12		5	62.00	5	8,580	
	165	11	8	3		11			11	11		3	63.33	7	8,857	
	166	15	12	3		14		2	15	15		3	63.33	11	8,590	
	167	7	7			7			7	7				7	9,500	
	168	11	6	5		11		3	11	11		4	38.75	5	11,200	
	169	10	9	1		10			10	10		1		8	10,312	
	170	11	10	1		10			11	11		1		9	10,555	
	171	9	7	2		9			9	9		2		4	9,125	
	172	9	6	3		9			9	9		3	35.00	6	7,016	
	173	14	6	8		14		1	14	14		7	52.57	5	8,300	
	174	4	4			4			4	4				4	9,250	
	175	28	13	14	1	27	2		27	27	1	15	41.86	11	9,263	
	176	17	12	5		17		5	17	17		5	25.40	11	9,727	
	177	30	18	12		30		3	30	30		12	29.50	17	6,994	
	178	22	2	20		22		6	22	22		20	29.70	1		
	179	29	5	21	2	29	17		22	26		23	37.65	4	5,875	

¹For renter - occupied dwelling units and vacant nonseasonal not dilapidated units, for rent.
²For owner - occupied dwelling units and vacant nonseasonal not dilapidated units, for sale only.

HOUSING—BLOCK STATISTICS

Table 3.—CHARACTERISTICS OF HOUSING FOR CENSUS TRACTS, BY BLOCKS: 1950—Con.

Census tract	Block	All dwelling units by occupancy and tenure					All dwelling units by condition and plumbing facilities			Occupied dwelling units			Contract monthly rent ¹		Value ² of one-dwelling-unit structures		
		Total	Owner occupied	Renter occupied	Vacant non-seasonal not dilap., for rent or sale	Other vacant and non-resident	Number reporting	No private bath or dilap.	No running water or dilap.	Total	Persons per room	Occupied by non-white	Number reporting	Average monthly rent (dollars)	Number reporting	Average value (dollars)	
38	4	5	4	1		3	2	2	5	5				4	3,375		
	6	4	4			4	1	1	4	4				4	5,200		
	8																
	9																
	10																
	11																
	12																
	13	15	3	13			15			15	15	1	10	63.00	2	5,666	
	17																
	18																
	19																
	20																
	21	12	5	6		1	12			11	11		6	45.50	4	6,500	
	22	37	9	24	4		37	25		33	33	4	1	27	29.03	8	8,437
	23	13	10	3			13			13	13			3	30.00	8	6,537
	24	11	9	2			11			11	11			2		9	7,477
	25	10	8	2			10			10	10			1		8	8,762
	26	13	8	5			13			11	11	1		3	50.00	7	5,114
	27	1	3				1			1	1					3	6,000
	28	3	6				3			6	6					6	6,700
	29																
	30	10	8	2			10			10	10			2		8	7,125
	31	9	7	2			9			8	8					7	6,314
	32	27	14	12		1	27	1	1	26	26		12	46.58	12	6,741	
	33	21	14	7			21			21	21		14	57.33	14	7,592	
	34	20	9	11			20			20	20	1	1	44.45	9	6,511	
	35	13	9	4			13			12	12				10	6,511	
	36	54	9	45	1		54	46		34	34	2	2	33.82	9	7,850	
	37	46	12	34		4	46			35	34	2	2	52.29	9	8,125	
	38	26	18	8		2	26			26	26	1	1	31.26	28	7,722	
	39									25	25				28	5,909	
	40	26	18	8	1		26			24	24	1		6.36	18	6,361	
	41	29	28	1			29			29	29				27	6,014	
	42	17	12	5			17			16	16		3	38.33	12	8,041	
	43	13	10	3		1	13			13	13		2		9	8,100	
	44	21	19	2			21			20	20	1			19	8,300	
	45	10	7	3			10			10	10				10	6,370	
	46	8	7	1			8			8	8	1			8	5,712	
	47	12	12			1	12	2		12	12				12	5,483	
	48	8	7	1			8			8	8				7	7,571	
	49	17	13	4		1	17			16	16		1	35.00	13	7,069	
	50	14	12	2			14			14	14		2		12	7,200	
	51	13	13				13	2	2	13	13	1			12	4,250	
	52	19	14	5			19	2	2	19	19		4	28.00	13	5,546	
	53	9	7	2			9			9	9		2		7	5,628	
	54	11	10	1		1	11	1	1	11	11		1		10	4,950	
	55	38	28	10	1		38			32	32		1		6	5,866	
	56	29	19	10			29			28	28		2	78.54	8	9,400	
	57	13	13			1	13			13	13		10	77.00	17	8,217	
	58	17	12	5			17			17	17		5	51.00	12	10,458	
	59	14	13	1			14			13	13				11	8,181	
	60														11	4,081	
	61	17	12	5			17			17	17		3	38.33	12	4,641	
	62	14	13	1			14			14	14		1		11	6,272	
	63	20	18	2			20			19	19				8	7,062	
	64	23	12	11			23			20	20		2		16	8,268	
	65	20	16	4			20			13	13		1		11	9,109	
	66	19	10	9			19			20	20		3		15	8,886	
	67	14	14				14			19	19		9	28.33	10	8,900	
	68	17	14	3			17			14	14			61.33	14	8,886	
	69	14	12	2		1	14			14	14		4	33.75	14	8,900	
	70									16	16				14	8,635	
	71	16	14	2			16			13	13		2		12	7,875	
	72	17	15	2			17			16	16		2		12	8,125	
	73	16	16				16			16	16		1		14	7,142	
	74	10	9	1			10			16	16				15	6,785	
	75	20	17	3			20	1	1	20	20		3	48.33	17	9,955	
	76	14	12	2			14			9	9				17	9,247	
	77	19	15	4		1	19			14	14		2		12	9,958	
	78	19	16	3			19			18	18		3	44.33	14	5,714	
	79	20	17	3		2	20			17	17		1		14	7,012	
	80	10	7	3			10			20	20		3	32.33	16	7,012	
	81	13	8	5			13			10	10				17	5,782	
	82	19	14	5			19	1	1	13	13		4	53.75	7	6,028	
	83	8	8				8			19	19		5	38.60	14	5,107	
	84	10	8	2			10			8	8		2		7	10,142	
	85	13	10	3			13			10	10				7	8,342	
	86	12	10	2			12			13	13		1		13	9,907	
	87	14	13	1			14	1	1	11	11		1		13	9,333	
	88	15	7	8			15			14	14				13	7,407	
	89	15	7	8			15	4		15	15		1	27.85	7	6,857	
	90	15	4	11			15			4	4				7	7,407	
	91	13	10	3			13			4	4		3	38.33	2	6,555	
	92	13	13				13			13	13				11	6,209	
	93	16	15	1		1	16			15	15		1		14	6,785	
	94	21	19	2			21		1	21	21		1		18	6,305	
	95	20	18	2			20			19	19				16	7,125	
	96	9	6	3			9			9	9				16	7,866	
	97	11	11				11			11	11				9	7,866	
	98	7	6	1			7			7	7		1		6	7,633	

¹For renter-occupied dwelling units and vacant nonseasonal not dilapidated units, for rent.
²For owner-occupied dwelling units and vacant nonseasonal not dilapidated units, for sale only.

Table 3.—CHARACTERISTICS OF HOUSING FOR CENSUS TRACTS, BY BLOCKS: 1950—Con.

Census tract	Block	All dwelling units by occupancy and tenure					All dwelling units by condition and plumbing facilities			Occupied dwelling units			Contract monthly rent ¹		Value ² of one-dwelling-unit structures	
		Total	Owner occupied	Renter occupied	Vacant non-seasonal not dilap., for rent or sale	Other vacant and non-resident	Number reporting	No private bath or dilap.	No running water or dilap.	Total	Persons per room		Number reporting	Average monthly rent (dollars)	Number reporting	Average value (dollars)
											Number reporting	1.51 or more				
38	99	9	7	2					9	9						
	100	16	10	6					16	16			30.00	6	6,916	
	101	10	8	1	1				10	9				10	7,232	
	102	10	7	3					10	10			60.00	7	7,437	
	103	21	19	1	1				21	20				20	8,110	
	104	18	16	2			1		18	18				15	7,133	
	105	20	19	1					20	19				11	7,155	
	106	20	16	2	1	1		1	20	18		1		13	8,592	
	107	17	12	5			1		17	17			36.00	12	7,308	
	108	23	16	7				2	23	23			30.00	16	5,962	
	109	21	14	5	2			2	21	19			35.00	14	7,164	
	110	20	12	8					20	20			33.75	12	7,083	
	111	19	14	4	1				19	18				14	7,028	
	112	17	13	4					17	17			44.50	13	7,407	
	113	18	12	6					18	18			44.00	11	5,909	
	114	25	21	4					25	25			30.75	21	4,776	
	115	16	11	5				4	16	16			34.25	11	5,918	
	116	27	14	13				4	27	25			29.53	11	6,053	
	117	22	19	2	1				22	21				19	8,205	
	118	19	17	2					19	19				2	7,718	
	119	25	23	2					25	25				1	7,500	
	120	21	21		1			1	21	21				22	6,354	
	121	17	17						17	17				17	7,488	
	122	20	8	12				2	20	20			36.36	6	6,066	
	123	14	8	6					14	14	1		36.00	8	6,312	
	124	18	14	4					18	18			56.25	14	7,807	
	125	19	18	1					19	19				4	7,361	
	126	11	8	3					11	10			45.00	8	4,975	
	127	11	11						11	11				3	7,863	
	128	8	8						8	8		1		1	7,875	
	129	11	9	2					11	11				1	6,871	
	130	15	14	1					15	15				13	7,961	
	131	16	12	4				1	16	16			44.66	12	6,375	
	132	12	11						12	11				10	6,800	
	133	15	10	5	1				15	15	1		75.00	10	7,450	
	134	27	18	9				3	27	27			39.44	13	8,938	
	135	19	19						19	19				19	8,557	
	136	21	20		1				20	20				21	8,700	
	137	22	19	3					22	19				21	9,585	
	138	21	20		1				21	20				20	9,230	
	139	10	10						10	10				10	7,750	
	140	11	7	4				5	11	11	1		29.00	6	4,250	
	141	9	5	4					9	9			39.00	5	8,060	
	142	10	9		1				10	9		1		9	6,888	
	143	12	11	1					12	12				11	6,272	
	144	22	20	2				1	22	21				19	9,400	
	145	13	7	6					13	13			51.00	7	5,714	
	146	11	10	1				1	11	11	1			9	5,244	
	147	14	11	1	1			1	14	12				12	5,050	
	148	24	19	5					24	24			59.00	19	7,452	
	149	20	18	1		1			20	19				18	7,261	
	150	18	13	3	2				18	16			60.33	14	7,164	
	151	21	20	1					21	21				20	6,890	
	152	28	13	14	1				28	27		14	66.35	13	8,153	
	153	27	16	11					27	27		11	61.54	16	7,487	
	154	24	20	4					24	24		3	61.25	19	7,900	
	155	25	22	3					25	25		4	57.66	20	7,450	
	156	8	8						8	8				8	7,137	
	157	10	6	2	1	1			10	8		3	46.33	6	8,500	
	158	11	10	1					11	11		1		10	7,250	
	159	10	6	3		1			10	9		3	50.33	6	9,583	
	160	6	6						6	6				6	9,416	
	161	8	7	1					8	8				1	5,533	
	162	20	17	2		1			20	18				16	9,018	
	163	22	21	1					22	22				21	8,952	
	164	20	18	2					20	20				18	9,200	
	165	20	19	1					20	19				19	9,778	
	166	18	15	2		1			18	17				15	8,733	
	167	15	15						15	14				14	10,821	
	168	13	9	4					13	13			26.75	9	10,155	
	169	8	8						8	7				7	7,900	
	170	18	18						18	18				18	6,127	
	171	17	16		1				17	15				16	5,881	
	172	15	15						15	15				15	5,706	
	173	14	13			1			14	13				13	7,469	
	174	21	19		1				21	20				19	9,268	
	175	16	14	1	1			1	15	15		1		15	8,328	
	176	12	9	2		1			12	11				9	7,855	
	177	10	7	3		1			10	10		1	35.66	6	7,316	
	178	14	13	1					14	14				13	9,392	
	179	24	17	7				2	24	24			39.57	13	6,753	
	180	18	18					2	18	17				17	9,147	
	181	17	16						17	17				16	10,656	
	182	12	12		1				12	12				9	9,344	
	183	14	13						14	14				13	10,192	
	184	18	11	2		5			18	13				11	8,875	
	185	21	16	5					21	21			62.40	15	9,226	

¹For renter - occupied dwelling units and vacant nonseasonal not dilapidated units, for rent.
²For owner - occupied dwelling units and vacant nonseasonal not dilapidated units, for sale only.

HOUSING—BLOCK STATISTICS

Table 3.—CHARACTERISTICS OF HOUSING FOR CENSUS TRACTS, BY BLOCKS: 1950—Con.

Census tract	Block	All dwelling units by occupancy and tenure					All dwelling units by condition and plumbing facilities			Occupied dwelling units			Contract monthly rent ¹		Value ² of one-dwelling-unit structures		
		Total	Owner occupied	Renter occupied	Vacant non-seasonal not dilap., for rent or sale	Other vacant and non-resident	Number reporting	No private bath or dilap.	No running water or dilap.	Total	Persons per room		Number reporting	Average monthly rent (dollars)	Number reporting	Average value (dollars)	
											Number reporting	1.51 or more					Occupied by non-white
38	186	19	16	3					19	19			3	43.33	16	9,437	
	187	18	16	2					18	18			2		16	9,731	
	188	19	16	3					19	19			3	46.66	16	13,606	
	189	20	17	3					20	20			3	50.00	16	12,156	
	190	34	10	24					34	34			24	59.29	9	11,377	
	191	32	23	9					32	32			9	57.22	22	11,363	
	192	25	23	2					25	25			2		22	12,409	
	193	28	26	2					28	28			1		26	13,538	
	194	22	21	1					22	22			1		20	9,350	
	195	22	21	1					22	22			1		21	8,309	
	196	9	8	1					9	9			1		8	9,437	
	197	20	12	8					20	20			8	50.37	10	5,540	
	198	64	5	58	1				64	63			59	68.81	3	6,366	
	199	22	19	1		1			22	20			1		19	8,200	
	200	67	16	49	2				67	65			49	59.51	17	6,735	
	201	20	20						20	20					19	7,015	
	202	20	17	3					20	20			3	33.33	17	8,629	
	203	13	11	1		1			13	12			1		12	9,775	
	204	15	15						15	14	2	2			15	6,166	
	205	26	19	7					26	26			6	30.00	19	8,363	
	206	17	15	2					17	17			1		15	9,306	
	207	22	21	1					22	21	1	1			22	7,072	
	208	14	11	2			1		14	13			2		9	8,077	
	209	18	16	1			1		18	17			1		15	5,973	
	210	20	18	2					20	20			2		18	6,500	
	211	22	20	2					22	22			2		19	7,284	
	212	21	17	4					21	20			4	21.75	17	7,782	
	213	15	15						15	15	1	1			15	6,326	
	214	10	9		1				10	9			1		9	7,777	
	215	24	19	5					24	24			4	38.75	18	6,844	
	216	17	15	2					17	17		1	2		15	7,940	
	217	14	13	1					14	14			1		13	7,653	
	218	15	13	2					15	15	1	1	2		12	5,666	
	219	20	17	2		1			20	19			2		18	7,922	
	220	14	12	1			1		14	13			1		11	8,500	
	221	12	6	3		1			12	11			5	55.00	2	8,300	
	222	6	3	3					6	6	1	1	3	25.00	2	5,800	
	223	14	8	6					14	14			6	31.50	5	6,200	
	224	5	5						5	5			5		5	5,800	
	225	7	5	2					7	7	1	1	2		4	8,500	
	226	7	5	2					7	7	2	2	2		3	6,233	
	227	16	12	4					16	16			4	36.50	12	6,000	
	228	8	7	1					8	8			1		7	5,714	
	229	12	10	2					12	12			2		9	6,200	
	230	10	9	1					10	10			1		8	7,162	
	231	11	1	1		1			11	9			1		9	4,833	
	232	11	8	3					11	11			3	38.33	7	6,785	
	233	28	28						28	27			13	23.76	11	5,809	
	234	16	13	3					16	15			3	35.00	11	5,090	
	235	1															
	237	11	8	1			2		11	9			1		6	6,350	
	238	21	11	10					21	21		1	10	28.70	7	5,528	
	239	4	3	1					4	4			1		2	5,500	
	240	7	5	2			1		7	7			5		5	5,500	
	241	10	5	5					10	6			5	27.60	5	6,860	
242	12	5	7					12	9			7	60.00	7	7,422		
243	8	7	1					8	8			1		5	5,500		
244	10	8	2		1			10	9			2		7	7,840		
245	9	7	2			3		9	8			2		6	5,500		
246	8	3	5					8	5			6	63.33	2	7,840		
247	8	7	1					8	8			1		6	5,833		
248	17	5	12					17	17			12	62.00	3	5,500		
249	14	10	4					14	14			9	43.00	3	5,233		
250	13	4	9					13	13			9	52.22	4	5,275		
251	9	3	6					9	9			6	39.66	1	6,000		
252	28	18	10					28	28			10	45.20	18	7,454		
253	27	23	4					27	27			4	29.50	22	6,863		
254	22	11	11					22	22			10	50.50	11	6,123		
255	16	12	4					16	16			4	47.75	12	6,123		
256	14	12	2					14	14			2		11	6,500		
257	14	13	1					14	14			1		13	8,000		
258	20	14	6		1			20	19		2	5	25.40	12	7,125		
259	26	16	9		1			26	25		2	8	35.25	15	6,633		
260	9	9						9	9			9		9	5,933		
261	21	15	4		1			21	18			5	34.60	14	5,064		
262	24	23	1			1		24	24					23	7,460		
263	25	14	11					25	25			1		18	8,750		
264	32	19	13		1			32	31			11	52.09	17	8,164		
265	25	19	6					25	25			6	38.16	18	7,277		
39	4	80		76				80	76				80	37.21			
	6	145		135	10			144	135	1	1		144	36.05			
	7	136		130	6			136	130				136	37.88			
	8	101		98	3			101	98				99	37.75			
	9	55		51	4			55	51				55	33.43			
10	86		80	6			84	80				85	37.85				

¹For renter - occupied dwelling units and vacant nonseasonal not dilapidated units, for rent.
²For owner - occupied dwelling units and vacant nonseasonal not dilapidated units, for sale only.

Table 3.—CHARACTERISTICS OF HOUSING FOR CENSUS TRACTS, BY BLOCKS: 1950—Con.

Census tract	Block	All dwelling units by occupancy and tenure					All dwelling units by condition and plumbing facilities			Occupied dwelling units				Contract monthly rent ¹		Value ² of one-dwelling-unit structures	
		Total	Owner occupied	Renter occupied	Vacant non-seasonal not dilap., for rent or sale	Other vacant and non-resident	Number reporting	No private bath or dilap.	No running water or dilap.	Total	Persons per room		Occupied by non-white	Number reporting	Average monthly rent (dollars)	Number reporting	Average value (dollars)
											Number reporting	1.51 or more					
39	11	86		85	3	86			85	84	3.6	4	88	37.86			
	12	4	3	1		4			4	4						2	
	13	22		21	1	22			21	21	1.2	1	22	37.72			
	14	2															
	15	11		11		11			11	11	6		11	38.00			
	16	4	3	1		4			4	4			1		2		
	17	30		27	3	30			27	27	1.1	2	30	36.00			
	18	2															
	19	2															
	20	1															
	21	2															
	22	1															
	23	1															
	24	3															
	25	3	1	2		3	1		3	3					8	3,562	
	26	8				8			8	8	1						
	27	2															
	28	2															
	29	4															
	30	4															
	31	5															
	32	3															
	33	4															
	34	5															
	35	3															
	36	3															
	37	4															
	38	5	1	4	4	5			4	4	1						
	39	6															
	40	8															
	41	2															
	42	2															
	43	1															
	44	1															
	45	7															
	46	3															
	47	1															
	48	2															
	49	14															
	50	5															
	51	3															
	52	4															
	53	1															
	54	8															
	55	8															
	56	9															
	57	8															
	58	1															
	59	7															
	60	15															
	61	10															
	62	7															
	63	1															
	64	6															
	65	11															
	66	10															
	67	1															
	68	1															
	69	9															
	70	9															
	71	3															
	72	1															
	73	1															
	74	2															
	75	8															
	76	6															
	77	10															
	78	11															
	79	14															
	80	13															
	81	15															
	82	7															
	83	10															
	84	7															
	85	5															
	86	15															
	87	8															
	88	2															
	89	1															
	90	13															
	91	4															
	92	7															
	93	13															
	94	4															
	95	6															
	96	14															
	97	1															
	98	15															
	99	10															
	100	25															
	101	4															
	102	7															
	103	4															
	104	6															
	105	9															
	106	7															
	107	10															
	108	11															

¹For renter - occupied dwelling units and vacant nonseasonal not dilapidated units, for rent.
²For owner - occupied dwelling units and vacant nonseasonal not dilapidated units, for sale only.

HOUSING—BLOCK STATISTICS

Table 3.—CHARACTERISTICS OF HOUSING FOR CENSUS TRACTS, BY BLOCKS: 1950—Con.

Census tract	Block	All dwelling units by occupancy and tenure					All dwelling units by condition and plumbing facilities			Occupied dwelling units			Contract monthly rent ¹		Value ² of one-dwelling-unit structures		
		Total	Owner occupied	Renter occupied	Vacant non-seasonal not dilap., for rent or sale	Other vacant and non-resident	Number reporting	No private bath or dilap.	No running water or dilap.	Total	Persons per room		Occupied by non-white	Number reporting	Average monthly rent (dollars)	Number reporting	Average value (dollars)
											Number reporting	1.51 or more					
39	109	12	10	2					12	12			2		9	5,555	
	110	10	9	1				10	10			1		9	6,611		
	111	12	10	1	1			12	11			1		11	10,663		
	112	17	9	8				17	17			8		9	7,266		
	113	21	20	1				21	21	2		1	38.62	19	6,684		
	114	1															
	115	19	17	2				19	19				1	17	11,000		
	116	23	19	4				23	23				1	18	8,083		
	117	7	7					7	7					7	6,471		
	118	15	3	12				15	15			1	31.18	3	5,333		
	119	2															
	120	12	4	8				12	12				8	4	8,000		
	121	8	5	3				8	8				1	5	6,100		
	122	10	8	2				10	10				1	7	7,142		
	123	10	10					10	10					9	6,877		
	124	7	6	1				7	7				1	6	8,066		
	125	13	13					13	13					12	7,150		
	126	26	25	1		1		26	25					25	7,408		
	127	19	15	4	1	1		19	16			1	2	13	9,253		
	128	11	10	1				11	11				1	10	6,450		
	129	18	15	3				18	18				3	15	5,933		
	130	13	13					13	13					13	4,715		
	131	15	15					15	15				3	11	5,900		
	132	9	9					9	9					8	5,637		
	133	17	15	2				17	17	1	1			13	5,415		
	134	20	18	2	1			20	19				2	18	7,494		
	135	22	22			1		22	21				2	19	7,310		
	136	22	22					22	22				2	19	6,789		
	137	12	11	1				12	12				1	11	7,354		
	138	11	11					11	11					10	7,330		
	140	14	13	1				14	14				1	13	6,069		
	141	10	10		1			10	9				6	12	5,964		
	142	17	17					17	17			1	2	14	7,705		
	143	19	18	1				19	19				2	18	6,861		
	144	20	20					20	20				2	18	8,800		
	145	25	25		1			25	23		1		10	10	4,360		
	146	20	16	4				20	20			1	3	15	5,333		
	147	9	9					9	9				3	6	5,600		
	148	2	2					2	2					4	5,200		
	149	6	6					6	6					5	5,833		
	150	6	6					6	6				2	3	6,333		
	151	3	3					3	3					3	7,437		
	152	11	11			1		11	10				1	8	8,253		
	153	15	13	2				15	13				4	13	9,888		
	154	14	13	1				14	14				4	9	9,770		
	155	39	39					39	39				17	20	8,710		
	156	12	11	1				12	12				1	10	6,440		
	157	15	15					15	15					7	9,000		
	158	7	7					7	7					9	7,411		
	159	9	9					9	9				1	5	8,140		
	160	6	6					6	6								
	161	1	1					1	1								
	162	25	24	1				25	25				1	24	10,479		
	163	21	21					21	21					21	11,547		
	164	20	19	1				20	20				1	19	12,500		
	165	27	24	3				27	24					24	13,833		
	166	26	25	1		1		26	24				1	24	14,387		
	167	31	29	2				31	26				1	24	14,387		
	168	33	33			1		33	30					29	16,896		
	169	36	33	3				36	35				1	32	14,681		
	170	45	42	3				44	44				2	42	14,035		
	171	17	17					17	17				9	7	8,000		
	172	16	16					16	16					16	7,093		
	173	17	13	4				17	17	2			4	12	7,833		
	174	7	5	2				7	7				2	4	6,875		
	175	5	4	1				5	5				1	3	5,666		
	176	20	14	6				20	20			1	6	12	6,286		
	177	20	18	2				20	20				2	18	7,016		
	178	15	14	1				15	15					14	6,350		
	179	9	9					9	9					8	7,062		
	180	17	14	3				17	17				3	14	7,585		
	181	6	6					6	6				1	3	8,500		
	182	13	12	1				13	13				1	12	7,408		
	183	13	12	1				13	13					11	5,454		
	184	14	14					14	14					14	5,878		
	185	15	13	2				15	15		2		3	11	9,636		
	186	7	7					7	7					7	12,000		
	187	9	9					9	9					9	6,222		
	188	11	9	2				11	9					11	9,709		
	189	7	5	1		1		7	6				1	6	8,216		
	190	5	5					5	5					5	7,900		
	191	19	17	2		1		19	18				1	17	7,211		
	192	22	22					22	25				1	24	7,491		
	193	23	23					23	24				2	21	6,300		
	194	22	22					22	22					21	7,000		
	195	23	23					23	22					20	7,533		
	196	3	3					3	3					2	2		

¹For renter-occupied dwelling units and vacant nonseasonal not dilapidated units, for rent.
²For owner-occupied dwelling units and vacant nonseasonal not dilapidated units, for sale only.

Table 3.—CHARACTERISTICS OF HOUSING FOR CENSUS TRACTS, BY BLOCKS: 1950—Con.

Census tract	Block	All dwelling units by occupancy and tenure					All dwelling units by condition and plumbing facilities			Occupied dwelling units			Contract monthly rent ¹		Value ² of one-dwelling-unit structures	
		Total	Owner occupied	Renter occupied	Vacant non-seasonal not dilap., for rent or sale	Other vacant and non-resident	Number reporting	No private bath or dilap.	No running water or dilap.	Total	Persons per room		Number reporting	Average monthly rent (dollars)	Number reporting	Average value (dollars)
											Number reporting	1.51 or more				
39	200	2														
	201	34	1	33		34			34	34		33	31.60	1		
	202	30	12	17	1	30	1	1	29	29		17	30.47	11	11,727	
	203	25	25			24			25	24		24		24	11,037	
	204	21	19	2		21			21	21		2		17	8,564	
	205	8	8			8			8	8		8		8	8,525	
	206	15	14	1		15			15	15		1		13	8,807	
	207	15	13	2		15			15	15		13		13	9,538	
	208	13	12	1		13			13	13		11		11	9,972	
	209	6	6			6			6	6		5		5	21,600	
	210	4	4			4			4	4		4		4	12,875	
	211	9	8			9			8	8		8		8	8,100	
	212	9	5	2	1	9			7	7		3	56.66	4	8,375	
	213	11	11			11			11	11		11		11	8,454	
	214	14	13	1		14			14	14		1		12	8,550	
	215	5	4	1		5			5	5		1		4	8,250	
	216	9	9			9			9	9		9		9	7,944	
	217	23	22	1		22			23	23		22		22	9,590	
	218	23	13	9		23		1	22	22		11	58.12	11	9,709	
	219	17	17			17			17	17		17		17	6,858	
	220	25	17	7	1	25			24	24		8	69.75	15	7,413	
	221	20	18	2		20			20	20		17		17	8,352	
	222	17	13	4		17		1	17	17		9	72.25	9	6,944	
	223	17	15	2		17		1	17	17		12		12	6,566	
	224	16	15	1		15			16	16		14		14	7,864	
	225	24	21	3		24		1	24	24		20		20	8,025	
	226	20	19	1		20			20	20		18		18	13,527	
	227	6	4		2	6			4	4		4		4	6,750	
	228	20	16	3	1	19		1	19	18		16		16	8,906	
	229	20	18	1	1	20			19	19		18		18	7,266	
	230	15	11	4		15			15	15		11	66.66	11	6,836	
	231	19	17	2		19			19	19		17		17	8,388	
	232	25	17	8		25		1	25	25		16	52.37	16	6,256	
	233	29	18	8	1	29		4	26	26		18	43.87	18	7,141	
	234	13	12	1		13			13	13		10		10	11,050	
	235	4	3	1		4			4	4		3		3	11,166	
	236	5	4			5			5	5		4		4	8,250	
	237	18	16	2		18		2	18	18		13		13	10,846	
	238	20	13	7		19		1	20	20		10	57.00	10	5,660	
	239	21	15	6		21		5	20	20		13	46.00	13	7,176	
40	1	8	1	7		8		5	8	8		1		1		
	2	1				1			1	1		1		1		
	3	1				1			1	1		1		1		
	7	1				1			1	1		1		1		
	11	5	4	1		5		1	5	5		4		4	7,425	
	12	5	5			5		3	5	5		5		5		
	13	7	4	3		6			7	7		1		2		
	14	4	3	1		3		1	4	3		1		1		6,375
	15	1				1			1	1		1		1		
	16	22		22		22			22	21		22	37.77	22		
	17	20		20		20			20	20		20	31.05	20		
	18	16		15	1	16			15	15		15	35.80	15		
	19	19	1	18		19		1	19	19		18	35.00	18		
	20	150	1	148	1	150			149	148		148	35.09	148		
	21	8		8		8			8	8		8	40.87	8		
	22	16		16		16			16	16		16	40.87	16		
	23	3	3			3			3	3		3		3	7,000	
	24	3	2	1		3			3	3		2		2		
	25	3	3			3			3	3		3		3		
	26	3	2	1		3		1	3	3		1		1		
	27	13	11	2		13		3	13	13		2		2		5,366
	28	50	7	42	1	50		6	49	49		42	36.35	42		3,916
	30	12		12		12			12	12		12	32.33	12		
	31	6		6		6			6	6		6	32.66	6		
	32	5	4	1		5			5	5		1		1		9,375
	34	11	2	11	1	11		1	11	12		13	37.49	4		
	35	5	5			5			5	5		5		5		7,500
	36	18	18			18			18	18		18		18		7,750
	37	18	17	1		18			18	17		16		16		8,137
	38	9	7	1		9		1	8	8		8		8		7,750
	39	5	4	1		5		1	5	5		1		1		4,825
	40	14	18	13		14		2	14	14		13	36.12	13		6,183
	41	19		19		19			19	19		19	33.57	19		
	45	5	5			5			5	5		5		5		6,600
	46	16	14	2		16		1	16	16		2		11		5,227
	47	10	8	2		10		1	10	10		8		8		6,512
	48	11	9	2		10			11	11		9		9		5,333
	49	3	1	1		3			2	2		1		1		
	50	6	5	1		6			6	6		5		5		8,100
	51	7	6	1		7			7	7		6		6		5,400
	52	10	10			10		1	10	10		10		10		5,850
	53	16	14	2		16		1	16	16		13		13		7,023
	54	30		30		30			30	29		30	31.66	30		
	55	31	3	27	1	31			30	30		27	31.55	27		
	56	21		20	1	21			20	20		21	32.76	21		7,166

¹For renter - occupied dwelling units and vacant nonseasonal not dilapidated units, for rent.

²For owner - occupied dwelling units and vacant nonseasonal not dilapidated units, for sale only.

HOUSING—BLOCK STATISTICS

Table 3.—CHARACTERISTICS OF HOUSING FOR CENSUS TRACTS, BY BLOCKS: 1950—Con.

Census tract	Block	All dwelling units by occupancy and tenure					All dwelling units by condition and plumbing facilities			Occupied dwelling units			Contract monthly rent ¹		Value ² of one-dwelling-unit structures		
		Total	Owner occupied	Renter occupied	Vacant non-seasonal not dilap., for rent or sale	Other vacant and non-resident	Number reporting	No private bath or dilap.	No running water or dilap.	Total	Persons per room		Occupied by non-white	Number reporting	Average monthly rent (dollars)	Number reporting	Average value (dollars)
											Number reporting	1.51 or more					
40	57	18		18					18	18	2		18	321.1			
	59	9	7		2				9	7					9	746.6	
	60	7	6	1			1	1	7	7			1		6	740.0	
	61	6	4	1					5	5	1		1		4	837.5	
	62	18	10	8		1			18	18	1		8	315.0	10	727.0	
	63	9	8	1					9	9			1		8	736.2	
	64	10	9	1			1	1	10	10	1		1		8	506.2	
	65	11	11				1	1	11	11			11		11	522.7	
	66	13	4	9			1	1	13	13			9	337.7	4	512.5	
	67	12	11	1					12	12	1		1		10	550.0	
	68	8	7	1					8	8					7	742.8	
	69	11	5	5		1			11	10			3	550.0	5	740.0	
	70	6	5	1					6	6			1		5	786.0	
	71	4	3	1					4	4			1		3	543.3	
	72	2															
	73	5	4	1					5	5			1		3	916.6	
	74	27	7	20			1	1	27	27	1		20	303.0	6	521.6	
	75	8	7	1					8	8			1		7	555.7	
	76	8	7	1					8	8			1		7	525.7	
	77	17	14	3			2	1	17	17	1		2		14	585.7	
	78	6	6				3	3	6	6					6	678.3	
	79	9	6	3					9	9			3	396.6	6	616.6	
	80	12	9	3	1			1	12	11			3	310.0	7	542.8	
	81	8	7	1					8	8			1		7	571.4	
	82	9	7	2				1	9	9					6	516.6	
	83	8	7	1				2	8	8			1		5	556.0	
	84	9	6	1					9	7			1		6	640.0	
	86	11	11						11	11					11	480.9	
	87	2															
	88	1															
	89	10	7	3	1				10	9			3		8	557.5	
	90	16	14	2					16	16			1		14	727.8	
	91	18	7	9	1	1			18	16			9	351.1	6	640.0	
	92	18	15	3				6	18	18			3	393.3	12	627.5	
	93	17	8	7	1	1		2	15	15			7	305.7	9	526.6	
	94	3	3						3	3					2		
	95	24	16	6	1	1			22	22			7	332.8	15	578.6	
	96	2															
	97	5	5						4	4					4	632.5	
	98	10	9	1				1	10	10			1		9	528.8	
	99	4		4					4	4			3	300.0			
	100	1															
	101	8		8					8	8			8	300.0			
	102	8	7	1					8	8					6	735.0	
	103	4	4						4	4					4	900.0	
	104	14	11	2		1			14	13			2		9	766.6	
	105	17	9	4	2			1	13	13			3	200.0	11	569.0	
	106	40	33	7		2			40	40		1	5	390.0	31	598.0	
	107	2															
	108	7	5	1		1			6	6			1		5	910.0	
	109	26	7	18	1			16	25	25		1	19	313.6	7	584.2	
	110	31	13	18					31	31			17	312.3	12	596.6	
	111	15	9	6					14	14			5	384.0	6	541.6	
	112	27	25	2					27	27			2		25	562.8	
	113	11	10	1					11	11			1		10	855.0	
	114	12	9	3	1				12	11			3	393.3	8	831.2	
	115	15	10	5					15	15			5	416.0	6	768.7	
	116	16	7	9				2	15	16			9	317.7	8	533.3	
	117	12	11	1					12	12			1		11	529.0	
	118	14	12	1	1			1	14	13		1	1		11	511.8	
	119	4	2	2					4	4			2		2		
	120	24	7	16	1				23	23			16	335.6	4	625.0	
	121	12	7	5					12	12			4	295.0	7	574.2	
	124	11	3	8					11	11			8	312.5	3	700.0	
	125	14	14						14	14					14	974.2	
	126	12	11	1					12	12			1		10	752.0	
	127	25	19	5	1			2	24	24			5	416.0	20	540.0	
	128	22	17	5				2	22	22			5	356.0	15	576.0	
	129	26	14	11				3	25	24			11	413.6	14	637.8	
	130	20	16	3		1			18	17		1	3	333.3	13	549.2	
	131	19	11	7	1				19	18			8	357.5	10	610.0	
	132	14	8	6					14	14			5	410.0	5	690.0	
	133	14	8	5	1				14	13			4	525.0	4	568.8	
	134	9	3	6					9	9			6	396.6	9		
	135	2															
	136	15	4	11					15	15			11	352.7	4	975.0	
	137	6	5	1					6	6			1		5	742.0	
	138	8	6	2					8	8			2		4	525.0	
	139	12	11	1					11	12			1		10	643.0	
	140	9	4	4	1				9	8			3	316.6	2		
	141	7	5	1	1				6	5			2		3	583.3	
	142	6	5	1	1				5	5					5	620.0	
	143	8	8					1	8	8					7	757.1	
	144	7	7						7	7					7	792.8	
	145	11	9	1	1				11	10			1		10	1061.0	
	146	4	3	1					4	4			3		3	950.0	
	147	44	37	7					44	44			7	488.5	37	975.1	

¹For renter - occupied dwelling units and vacant nonseasonal not dilapidated units, for rent.²For owner - occupied dwelling units and vacant nonseasonal not dilapidated units, for sale only.

Table 3.—CHARACTERISTICS OF HOUSING FOR CENSUS TRACTS, BY BLOCKS: 1950—Con.

Census tract	Block	All dwelling units by occupancy and tenure					All dwelling units by condition and plumbing facilities			Occupied dwelling units			Contract monthly rent ¹		Value ² of one-dwelling-unit structures	
		Total	Owner occupied	Renter occupied	Vacant non-seasonal not dilap., for rent or sale	Other vacant and non-resident	Number reporting	No private bath or dilap.	No running water or dilap.	Total	Persons per room		Number reporting	Average monthly rent (dollars)	Number reporting	Average value (dollars)
											Number reporting	1.51 or more				
40	148	10	8	2		10			10	10					8	6,437
	149	6	6			5	1	1	6	6					6	4,433
	150	1														
	152	2														
	153	9	6	2		9			8	8				2	6	7,683
	154	13	12	1		13			13	13	1			1	12	5,950
	155	13	10	2		12			12	12	1			2	11	7,636
	156	21	21		1	22			21	20				2	22	10,532
	157	14	14		1	14			14	14				1	14	9,892
	158	11	11			11			11	10				1	11	9,972
	159	8	8			8	1		8	8					8	5,812
	160	8	6	2		8			8	8				2	6	10,083
	161	9	9			9			9	9					9	6,033
	162	13	10	3		12	4	3	13	13	1		3	41.66	10	6,100
	163	9	5	4		9			9	9			2		5	6,900
	164	8	6	2		8	1		8	8	1		2		5	6,200
	165	13	12	1		13			13	13			1		7	6,500
	166	8	8			8	1	1	8	8			1		8	7,150
	167	10	10			10			10	10					10	6,300
	168	22		22		22			22	22			22	30.18		
	169	14	14			14			14	14					14	6,121
	170	7	4	2	1	7	4		6	6			3	44.33	3	7,466
	171	19	18		1	18	2		18	18			1		16	6,656
	172	14	13	1		14	1		14	14					12	7,250
	173	4	4			4			4	4					4	5,200
	174	9	4	4		9	3	2	9	8			4	38.75	5	4,200
	175	6	5	1		6	2	1	6	6			1		4	6,250
	176	13	8	5		13			13	13			4	33.75	8	6,587
	177	5	5			5			5	5					5	5,500
	178	1														
	179	17	15	2		17			17	17			2		14	10,692
	180	25	23	2		25			25	25			1		23	11,413
	181	5	5			5			5	5					5	11,100
	182	12	12			12			12	12					12	11,333
	183	10	8	2		10			10	10			2		8	10,662
	184	21	21			21			21	21					19	11,815
	185	22	22			22			22	22					22	13,431
	186	13	13			13			13	13					13	10,530
	187	3	3			3			3	3					3	10,166
	188	13	11	2		13			13	13			2		10	9,280
	189	6	6			6			6	6					6	5,783
	190	9	6	2		9	2	1	8	7			2		5	6,100
	191	7	5	1		7			6	6			1		5	6,660
	192	6	6			6			6	6					5	7,500
	193	23	3	19	1	23	1	1	22	22			19	31.05	3	4,333
	194	13	10	2		13			12	12			2		9	7,600
	195	8	8			8			8	8					8	7,037
	196	10	10			10			10	10					9	7,677
	197	5	4	1		5			5	5			1		4	7,550
	198	12	5	5	2	12	5		10	10			7	30.14	4	7,750
	199	7	6		1	7			6	6					7	6,742
	200	1														
	201	8	6	2		8	1	1	8	8			1		6	4,083
	202	7	7			7			7	7					7	4,657
	203	8	8			8			8	8					8	10,062
	204	7	5	2		7	1	1	7	7			1		5	5,200
	205	63	11	47	5	62			57	57		1	51	30.33	12	9,691
	206	12	11	1		12			12	12			1		11	6,454
	207	5	5			5	1	1	5	5					4	6,800
	208	5	5			5	2	1	5	5					5	4,100
	209	18	10	8		18	8	8	18	18			8	23.12	9	7,455
	210	8	6	2		8	2	2	8	7			2		5	7,000
	212	19	18	1		19	1	1	19	19			1		18	5,383
	213	24	16	8		23	5	4	24	24		1	8	29.87	14	5,050
	214	9	9			9			9	9					9	7,188
	215	15	13	1	1	15	1		14	14			1		14	5,514
	216	9	8	1		9	1	1	9	9			1		8	6,462
	217	6	5			6			5	5					5	4,100
	219	5	4	1		5			5	5			1		4	7,675
	220	12	11		1	12			11	11					11	7,754
	221	7	6	1		7			7	7			1		6	7,866
	222	16	13	1	1	16	1	1	14	14			1		13	7,715
	223	14	11	2		14			13	13			2		11	5,436
	224	16	16			16	1		16	15					16	11,593
	225	12	12			12			12	12					12	13,150
	226	18	12	5		18			17	17			5	69.00	11	11,863
	227	17	12	5		17			17	17			4	47.50	11	6,500
	228	11	11			11			11	11					11	9,272
	229	5	5			5			5	5					5	8,100
	230	8	6	2		8			8	8			1		5	9,420
	231	8	6	2		8	3	3	8	8			2		6	5,783
	232	8	6	2		7			8	8			1		6	4,200
	233	7	5		2	7	1	1	5	5			1		5	7,800
	234	23	20	2		23	2	2	22	22			2		20	10,000
	235	13	13			13	3	3	13	13					12	6,725
	236	17	16		1	17			16	16					17	8,552
	237	25	20	4	1	24			24	24			5	37.00	19	10,673

¹For renter - occupied dwelling units and vacant nonseasonal not dilapidated units, for rent.
²For owner - occupied dwelling units and vacant nonseasonal not dilapidated units, for sale only.

HOUSING—BLOCK STATISTICS

Table 3.—CHARACTERISTICS OF HOUSING FOR CENSUS TRACTS, BY BLOCKS: 1950—Con.

Census tract	Block	All dwelling units by occupancy and tenure					All dwelling units by condition and plumbing facilities			Occupied dwelling units			Contract monthly rent ¹		Value ² of one-dwelling-unit structures			
		Total	Owner occupied	Renter occupied	Vacant non-seasonal not dilap., for rent or sale	Other vacant and non-resident	Number reporting	No private bath or dilap.	No running water or dilap.	Total	Persons per room		Occupied by non-white	Number reporting	Average monthly rent (dollars)	Number reporting	Average value (dollars)	
											Number reporting	1.51 or more						
40	239	1																
	240	5	4	1					5	5			1			4	7,625	
	241	6	6						6	6						6	5,866	
	242	7	6	1					7	7			1			6	7,666	
	243	6	4	1	1			2	6	5			2			6	10,375	
	244	8	7	1					7	8			1			4	8,416	
	245	14	6	6	1	1	14	3	1	12	12			7	37.85	4	8,375	
	246	15	8	7			15	2		15	15			7	41.85	7	9,357	
	247	4	4				4			4	4			3		3	10,500	
	249	34	22	11	1		34	7		33	33			11	22.72	21	10,066	
	250	7		5	2		7			7	7			2		5	14,000	
	252	12	8	3	1		12			11	11			3	50.00	9	6,944	
	253	1																
	254	6		4	1	1	6			5	5			2		4	12,000	
	255	9		8	1		9			9	9			1		8	8,550	
	257	9		3	6		9		3	9	9			6	39.16	1		
	258	1																
	263	1																
	41	256	5	1	4					5	5			1			1	
		257	1															
		258	2															
		259	176		174	2		176		174	174	5	9	175	31.69			
		260	81	3	76	1	1	81	1	1	79	79	3	1	76	31.82	1	
		261	9					9			9	9			8	31.87		
		262	11					11			11	11			9	31.87		
		263	126		115	1	1	124	6	5	124	123	6	2	116	33.03	8	3,487
		264	69	9	66	1		68	3	3	68	68	3	3	66	32.13	1	
		265	89		89			88			89	89	1	1	88	33.10		
		266	27	1	25	1		27			26	26			26	31.46		
		267	26		26			26			26	26			26	31.46		
		268	5	1	4			5	3	1	5	5			4	41.25		
		269	3		3			3			3	3			3	40.00		
		270	24	20	4			23			24	24			4	33.00	19	7,926
271		48		48			48			48	48			48	32.66			
272		14	13	1			13			14	13					13	7,207	
273		17	11	6			17	1	1	17	17			5	69.60	10	6,760	
274		15	4	11			15	1	1	15	15			11	75.36	2		
275		16	7	7	2		16			14	14			9	75.55	7	8,100	
276		17					17			17	17			1		16	8,168	
277		66	16	64	2		66			64	64	2	2	65	31.63			
278		17		17			17			17	17			17	31.41			
279		16		16			16			16	16			1	31.37			
280		114		112	2		112			112	112	2	1	114	31.91			
281		134		130	3	1	134	1		130	130	6	7	133	31.96			
282		22		22			22			22	22	3	3	22	29.50			
283		2					2			2	2							
284		6	5	1			6	1	1	6	6			1		4	5,250	
285		76		76			76			76	76	3	2	76	31.34			
286		82		81	1		82			81	81	3	2	82	32.78			
287		24	1	23			23			24	23			23	31.21			
288		9		9			9			9	9			9	32.44			
289		21	18	2		1	21	1		20	20			2		18	7,000	
290		7	7				7			7	7					7	5,571	
291		8					8			8	8			1		6	5,350	
292		12	11	1			12	1	1	12	12			1		11	6,990	
293		8					8			8	8			1		4	4,250	
294		8	5	3			8			8	8		1	3	43.33			
295		8	4	8	1		8			8	8			3	30.25	5	5,750	
296		13					13			12	12			8		5	4,860	
297		7	7				6			7	6					3	7,000	
298		17	13	4			17	2	2	17	17			4	47.25	12	5,825	
299		16	12	4			16			16	16			4	31.00	11	6,454	
300		16	15	1			16	3	2	16	16			1		14	5,550	
301		9	4	5			9			9	9			4	47.50	2		
302		12	9	3			12	2	1	12	12			1		7	5,642	
303	12	11	1			12	1	1	12	12			1		11	3,954		
304	12	9	3			12	6	2	12	12			1		5	4,240		
305	12	5	7			12	1	1	12	12		3	1		5	6,100		
306	7					7			7	7			2		5	6,100		
307	21	16	5			21	6	1	21	21			3	58.33	14	7,221		
308	23	20	3			23	3	1	23	23			3	38.33	18	6,600		
309	21	4	17			21	1	1	21	21	2	1	16	30.93	4	5,750		
310	11	6	5			11			11	11			5	31.60	6	5,133		
311	11	5	6			11	1		11	9			5	35.40	4	3,875		
312	16	16				16			16	16			16	31.12				
313	4	3	1			4			4	4			1		3	5,000		
314	4	3	1			4			4	4			3	30.75	8	5,262		
315	16	5	11			16	2	2	16	16			11	30.00	3	4,500		
316	11	3	8		1	11		2	10	10			3	30.66	3	3,450		
317	6					6			6	6			3	30.00	3	4,500		
318	9	1	8			9			9	9			8	34.50	1			
319	4	4				4	1	1	4	4		1			3	4,833		
320	4	3	1			4			4	4			1		3	4,400		
321	3	3				3			3	3					3	6,233		
322	3	3				3			3	3					3	4,033		
323	7	6	1			7			7	7			1		6			

¹For renter - occupied dwelling units and vacant nonseasonal not dilapidated units, for rent.
²For owner - occupied dwelling units and vacant nonseasonal not dilapidated units, for sale only.

Table 3.—CHARACTERISTICS OF HOUSING FOR CENSUS TRACTS, BY BLOCKS: 1950—Con.

Census tract	Block	All dwelling units by occupancy and tenure					All dwelling units by condition and plumbing facilities			Occupied dwelling units			Contract monthly rent ¹		Value ² of one-dwelling-unit structures	
		Total	Owner occupied	Renter occupied	Vacant non-seasonal not dilap., for rent or sale	Other vacant and non-resident	Number reporting	No private bath or dilap.	No running water or dilap.	Total	Persons per room		Number reporting	Average monthly rent (dollars)	Number reporting	Average value (dollars)
											Number reporting	1.51 or more				
41	79	7	4	2		1			7						4	5,750
	80	14	4	14					14				2			
	81	4	4						4				14	31.92	4	4,125
	82	1							1							
	83	6	4	2					6	1	2		2		4	4,225
	84	8	4	3	1				8	2	2		3	36.00	3	4,766
	85	2							2							
	89	2							2							
	90	5	4		1				5						5	4,260
	91	3	2			1			3						2	
	92															
	93	7	5	1	1				7				1		6	5,100
	94	11	5	6					11				6	31.66	5	5,800
	95	16	6	10					16				10	29.70	6	5,950
	96	8	1	7					8				7	28.71	1	
	97	1							1							
	100	11	8	3					11						6	5,916
	101	7	6	1					7						6	5,783
	102	7	7						7						6	5,216
	103	13	11	2					13						10	6,920
	104	7	5	2					7				1		4	7,875
	105	9	5	6					9				6	30.33	3	2,533
	106	15	3	10					15				10	29.80	5	4,980
	107	10	9			1			10		1				9	4,088
	108	14	6	8					14	2			7	26.00	5	4,960
	109	11	9	2					11				2		7	5,514
	110	9	8		1				9						8	4,712
	111	15	9	5	1				15	1	1		4	30.75	7	3,600
	112	5	5						5						5	4,140
	113	21	15	6					21	4			5	39.60	12	5,575
	114	21	17	3		1			21	1	1		2		16	5,900
	115	12	11	1					12				1		10	5,200
	116	13	9	3		1			13				3	56.66	9	5,611
	117	19	16	3					19	2	2		3	36.00	15	5,833
	118	5	5						5						5	4,300
	119	6	6						6	1	1		3	33.33	2	4,000
	120	3	3		1				3				3	45.00	3	4,000
	121	3	3						3				1		2	
	122	2	1	1					2						2	
	123	15	14	1		1			15				5	30.40	14	4,964
	124	14	7	5	2				14	2					7	5,257
	125															
	126	17	5	11		1			17	2			10	31.80	4	5,125
	127	18	4	12		1			18				12	30.16	4	4,500
	128	9	1	1		1			9				1		4	4,800
	129	13	11	1	1				13				1		12	7,816
	130	7	8						7	3	1				7	4,714
	131	5	7						5						5	5,142
	132	3	3			1			3						3	4,500
	133	2	1	6					2				6	38.00	1	
	134															
	135	5	5						5						5	3,200
	136	7	6			1			7						6	8,916
	137	6	6						6	1	1		1		6	5,583
	138	5	5						5						5	4,000
	139	6	6						6						6	4,183
	140															
	141	4	4						4						4	6,525
	142	1	1						1						1	4,922
	143	10	9						10				2		5	5,340
	144	8	8			1			8							
	145	9	6	3					9	4			3	36.00	2	
	146															
	147	1	5						1							
	148	3	4			1			3						4	7,600
	149	3	2			1			3						2	
	150	1	1						1							
	151	1	1						1							
	152	1	1						1							
	153	1	1						1							
	154	3	3						3						3	5,000
	155															
	156															
	157	4	2						4						2	
	158	10	10						10				10	32.10		
	159	9	9						9						9	5,666
	160	6	5						6							6,080
	161	17	12	1					17				12	30.58		4,000
	162	9	5						9				4	42.00		5,880
	163	12	6						12				1	29.16		4,166
	164	4	6						4				1			4,625
	165	8	8						8				1			4,630
	166	17	10	6	1				17				4	48.75	10	5,250
	167	10	9			1			10	1	1				10	
	168															
	169	16	11	4		1			16	1	1				11	6,663
	170	7	5						7				4	22.00	4	6,375
	171	15	12						15				3	30.00	12	5,608
	172	13	13						13						13	5,676
	173	17	13						17						15	6,313
	174	10	2						10				2		9	6,588
	175	20	19	1					20	1	1		1		19	5,394

¹For renter - occupied dwelling units and vacant nonseasonal not dilapidated units, for rent.

²For owner - occupied dwelling units and vacant nonseasonal not dilapidated units, for sale only.

HOUSING—BLOCK STATISTICS

Table 3.—CHARACTERISTICS OF HOUSING FOR CENSUS TRACTS, BY BLOCKS: 1950—Con.

Census tract	Block	All dwelling units by occupancy and tenure					All dwelling units by condition and plumbing facilities			Occupied dwelling units			Contract monthly rent ¹		Value ² of one-dwelling-unit structures		
		Total	Owner occupied	Renter occupied	Vacant non-seasonal not dilap., for rent or sale	Other vacant and non-resident	Number reporting	No private bath or dilap.	No running water or dilap.	Total	Persons per room	Occupied by non-white	Number reporting	Average monthly rent (dollars)	Number reporting	Average value (dollars)	
										Number reporting	1.51 or more						
41	175	7	6	1			7	1	1	7	7		1		6	4,250	
	176	16	16				16			16	16	1			16	5,375	
	177	13	12	1			13			13	13				12	5,500	
	178	9	7	1		1	9			8	8		1		6	6,000	
	179	14	14				14			14	14				14	5,385	
	180	10	8	2			10			10	10		2		8	4,512	
	181	14	10	3		1	14			13	13		3	42.66	10	5,350	
	182	13	13				13	1		13	13				13	6,646	
	183	16	14	2			16	1		16	16	1			12	5,750	
	184	12	10	2			12	1	1	12	12		2		9	5,000	
	185	13	7	6			13			13	13		6	33.66	7	5,185	
	186	13	12	1			13	1	1	13	13		1		12	4,708	
	187	15	9	6			15			15	15		6	32.33	8	6,250	
	188	16	7	9			16	2	2	16	16		9	31.22	7	6,600	
	189	8	3	5			8			8	8		5	28.80	3	7,666	
	190	2															
	191	1															
	192	8	8				8			8	8				8	7,000	
	193	5	5				5			5	5				5	6,300	
	194	9	7	2			9			9	9		2		7	5,342	
	195	61	11	46	1	3	61	6	6	57	56		46	32.06	11	4,863	
	196	23	23		2		23			21	20		23	32.78			
	197	21	11	8	2		20			19	18		7	42.00	13	7,030	
	198	9	8	1			9			9	9		9		7	5,071	
	200	16	15	1			16	2		16	16		1		14	6,357	
	201	7	6	1			7			7	7	1			6	4,966	
	202	12	12				11	2		12	11	1			11	4,427	
	203	9	8	1			9	1	1	9	9		1		7	7,142	
	204	14	12	2			14	2		14	14		2		11	8,272	
	205	13	11	2			13	2		13	13		2		10	5,170	
	206	10	6	3	1		10	2		9	9		4	47.50	4	7,500	
	207	15	9	4		2	15	3	1	13	13		4	38.75	7	6,157	
	208	10	10				10			10	10				10	5,880	
	209	9	8	1			9	1	1	9	9	2			8	6,275	
	210	13	9	4			13	4	4	13	13	1			9	4,444	
	211	18	10	8			18	6	4	18	18		7	29.33	6	5,950	
	212	12	9	3			11	3	2	12	11		3	31.00	7	5,900	
	213	22	14	8			19	5	4	22	22		8	59.66	9	5,900	
	214	11	7	4			11	3	1	11	11	1	4	39.50	9	5,244	
	215	14	8	5		1	14	2	2	13	13		5	32.25	6	7,216	
	216	17	7	10			17			17	17		15	39.40	1		
	217	22	15	7			21	1		22	22		14	34.35	7	8,257	
	218	12	5	7			12			12	12		8	31.00	5	9,300	
	219	10	2	8			10	1		10	10	1	7	31.37	2		
	220	12	11	1			12			12	12		1		11	8,090	
	221	2	2				2			2	2						
	222	17	14	2		1	17			16	16		2		14	8,057	
	223	10	9	1			10			10	10				9	6,322	
	224	17	16	1			17			17	17		1		16	5,450	
	225	16	12	4			16			16	16		4	60.00	12	6,616	
	226	23	15	8			23	3		23	23	1	8	34.00	12	5,550	
	227	11	9	1			11			10	10		1		9	7,133	
	228	19	3	15	1		19	3		18	18	2	16	40.81	2		
	229	6	6				6			6	6				6	6,550	
	231	2	2				2			2	2						
	232	10	6	4			10			10	10		3	48.33	6	7,133	
	233	12	9	2	1		12	3		11	11		3	32.00	8	5,325	
	234	12	8	2		2	12			10	10	1			7	7,557	
	235	11	10	1			11			11	11		1		10	5,150	
	236	2	2				2			2	2						
	237	15	14	1			15			15	15		1		13	7,376	
	238	9	7	2			9	1	1	9	9				5	7,760	
	239	14	11	3			14	2		14	14		3	33.33	11	6,572	
	240	6	6				6			6	6				6	4,960	
	241	12	9	3			12	4		12	12	1	3	51.66	7	8,071	
	242	3	3				3			3	3				3	5,000	
	243	6	6				6			6	6				5	5,000	
	244	10	5	5			10			10	10		5	28.00	5	6,100	
	245	2	2				2			2	2					2	8,200
	246	26	14	12			26	11	3	26	26		12	27.50	8	7,187	
	247	13	11	2			13			13	13				10	6,850	
	248	21	20	1			21		1	20	20		2	32.33	26	5,780	
	249	27	20	7		1	27		1	27	27		5	35.40	20	6,540	
	250	12	11	1			12			12	12				10	6,700	
	251	6	3	3			6			6	6		1	26.66	12	8,358	
	252	7	7				7			7	7				7	7,214	
	253	13	12	1			13			13	13		1		12	5,541	
	254	14	11	2			14		1	14	14		1		12	7,136	
	255	13	8	4		1	13		1	13	13		1		11	6,550	
	256	12	11	1			12	1	1	12	12		3	32.33	11	5,727	
	257	12	7	5			12			12	12		5	34.80	6	6,166	
	259	9	7	1		1	9		2	9	9		1		7	5,142	
	260	7	7				7		2	7	7				7	5,857	
	261	10	8			2	10			10	10				10	6,020	
	262	9	8	1			9			9	9		1		8	6,487	
	263	13	9	4			13			13	13		3	24.33	9	6,944	
	264	11	10		1		11			10	10				11	6,954	

¹For renter-occupied dwelling units and vacant nonseasonal not dilapidated units, for rent.
²For owner-occupied dwelling units and vacant nonseasonal not dilapidated units, for sale only.

Table 3.—CHARACTERISTICS OF HOUSING FOR CENSUS TRACTS, BY BLOCKS: 1950—Con.

Census tract	Block	All dwelling units by occupancy and tenure					All dwelling units by condition and plumbing facilities			Occupied dwelling units			Contract monthly rent ¹		Value ² of one-dwelling-unit structures		
		Total	Owner occupied	Renter occupied	Vacant non-seasonal not dilapidated, for rent or sale	Other vacant and non-resident	Number reporting	No private bath or dilapidated	No running water or dilapidated	Total	Persons per room		Number reporting	Average monthly rent (dollars)	Number reporting	Average value (dollars)	
											Number reporting	1.51 or more					Occupied by non-white
41	265	27	17	5	2	3	27			29	29		4	33.75	18	6,988	
	266	10	7	2	1		10			9	9		2	28.8	7	5,228	
	267	16	10	6			16	2		16	16	1	3	39.83	9	6,688	
	268	6	3	3			6	1		6	6		3	30.33	3	2,833	
	269	14	8	6			14	1		14	14		5	26.60	5	6,360	
	270	5	3	2			5	1		5	5		3		3	7,666	
	271	38	32	4		2	38	8	6	36	36	3	3	42.66	27	6,011	
	272	11	9	2			11	1	1	11	11		2		7	4,857	
	273	18	14	3		1	18			17	17		3	31.66	14	9,535	
	274	3					3			3	3				3	8,000	
	276	7	7				7			7	7				7	5,685	
	277	6	6				6			6	6				6	10,000	
	278	1															
	279	3	2	1			3			3	3		1		2		
	280	8	7	1			8	1		8	8				6	9,916	
	283	2					2										
	285	6	3	2		1	6	3	3	5	5		2		2		
	287	1					1										
	42	1	12	10	2		12	3	2	12	12		2			9	5,688
		2	12	10	2		12	1	1	12	12	1	2			10	5,750
3		23	20	3		23	4	2	22	22		2			18	5,738	
4		10	5	4	1	1	10	4		9	9		2	36.75	3	6,466	
5		9	7	2			9			9	9		2		6	5,833	
6		8	7	1			8			8	8				7	5,857	
7		7	6	1			7			7	7		1		5	6,900	
8		19	12	7			19	9	1	19	19		7	24.42	10	5,420	
9		39	21	18			39	1		39	39		18	33.05	18	6,616	
10		29	23	6			29	1		29	29	1	5	32.80	22	4,536	
11		22	17	3	1	1	22	1	1	20	20	1	3	35.00	18	7,200	
12		16	12	2	1	1	16			14	14		3	61.66	12	6,458	
13		7	6	1			7			7	7	1	1		5	5,200	
14		14	7	7			14	6		14	14		2	33.14	7	3,857	
15		6	4	2			6			6	6		2		4	7,475	
16		11	5	6			11	1		11	11		5	45.60	5	4,800	
17		17	6	11			17	3	3	17	17		10	48.00	4	6,250	
18		1					1			7	7				6	6,916	
19		8	6	1		1	8	1	1	6	6		1		5	4,520	
20		6	5	1			6	1	1								
21		3	2	1			3			3	3				2		
22		7	7				7			7	7		1		6	6,583	
24		4	1	2		1	4	1	1	3	3		2		2		
25		11	6	5			11	3		11	11		5	34.20	6	6,533	
26		14	10	4			14			14	13		3	36.66	9	5,555	
27		14	11	3			14			14	14	1	3	43.33	10	5,680	
28		25	18	4		3	25	2		22	22		7	36.85	16	5,543	
29		27	13	14			27	2	2	27	27		13	33.00	12	5,033	
30		4	2	2			4	1	1	4	4		2				
31		22	8	14			21	1	2	22	20	1	14	20.71	4	3,750	
32		2					2										
35		1					1										
36		6	2	4			6	1		6	6		3	54.66	2		
37		1					1										
38		7		7			7	7		7	7		7	16.85			
39		1					1										
40		6	2	4			6			6	6		4	28.75	2		
41		2					2										
42		14		13	1		14			13	13		13	35.76			
43		12	1	11			12	1		12	11		10	29.30	1		
44	18	9	9			18	1		18	18	1	9	35.33	5	5,100		
45	12	5	7			12	5	1	12	12		7	31.85	3	5,833		
46	9	7	2			9			9	9		3		5	4,460		
47	13	9	3	1		13	1		12	12		3	26.66	7	4,428		
48	14	11	3			14	2		14	14		4	41.66	10	6,400		
49	12	8	4			12			12	11		7	40.00	7	7,214		
50	10	3	7			10			10	10		4	50.71	3	7,833		
51	9	1	8			9	1		9	9	1	8	40.75	1			
53	1					1											
56	10	9	1		1	10	9		9	9	1	10	21.80				
57	5	3	2			5	1	1	5	5		1		3	7,000		
58	2					2											
59	12	6	5		1	12	3		11	11		5	33.40	5	6,900		
60	9	6	4			9			9	9		5	36.80	2			
61	6	6				6			6	6				6	4,616		
62	6	6				6			6	6				4	6,875		
63	2					2											
64	10	5	5		3	10	7	4	7	7	1	3	33.33	3	7,166		
66	7	5	2			7			7	7		1		4	4,925		
67	9	7	2			9			9	9		2		5	4,800		
68	12	6	6			11	6	3	12	11		6	37.66	5	6,300		
69	9	9				9			9	9		3	35.00	3	4,500		
70	6	8				6			6	6		1		7	5,357		
71	10	7	3		1	10	2	1	9	9	1	2		7	7,142		
72	20	13	7			20	2	1	20	20		6	37.16	9	5,000		
73	19	13	6			19	2	1	19	19		6	31.83	11	5,227		
74	12	12				12	2	2	12	11				10	3,900		

¹For renter - occupied dwelling units and vacant nonseasonal not dilapidated units, for rent.
²For owner - occupied dwelling units and vacant nonseasonal not dilapidated units, for sale only.

HOUSING—BLOCK STATISTICS

Table 3.—CHARACTERISTICS OF HOUSING FOR CENSUS TRACTS, BY BLOCKS: 1950—Con.

Census tract	Block	All dwelling units by occupancy and tenure					All dwelling units by condition and plumbing facilities			Occupied dwelling units			Contract monthly rent ¹		Value ² of one-dwelling-unit structures		
		Total	Owner occupied	Renter occupied	Vacant non-seasonal not dilap., for rent or sale	Other vacant and non-resident	Number reporting	No private bath or dilap.	No running water or dilap.	Total	Persons per room		Occupied by non-white	Number reporting	Average monthly rent (dollars)	Number reporting	Average value (dollars)
											Number reporting	1.51 or more					
42	75	11	8	2	1	11			10	10			2		5	6,300	
	76	8	8			8			8	8	1				8	5,437	
	77	5	5			5			5	5					5	8,800	
	78	4	4			4			4	4					4	8,250	
	79	2															
	80	11	6	5			11	1	1	11	11			5	28.00	3	3,900
	82	1	2											1		2	
	83	3	2	1			3			3	3			1		2	
	84	2															
	85	8	2	6			8	7		8	8	1		6	27.00	1	
	86	3	3				3			3	3					3	12,166
	87	6	4	2			6	3		6	6			2		3	6,600
	88	9	4				9			9	9					9	5,333
	89	5	2			3	4	1	1	5	5					2	
	90	6	4	2	1		6	1	1	6	6			3	32.00	1	
	91	6	4				6			6	6			2		4	3,150
	92	9	5	4			9	3	1	9	9			4	32.50	2	
	93	3	1	2			3	1	1	3	3			2		2	
	94	10	6	3			10	1		9	9			3	32.66	5	4,300
	95	1															
	96	5	4	1			5			5	5			1		4	3,525
	97	5	4	1			5			5	5			1		4	4,375
	98	2															
	99	7	3	3	1		7			6	6			2		2	
	100	6	4	2			6	2		6	6	1		2		3	7,666
	101	4	1	3			4			4	4	1		3	24.33		
	104	2															
	108	1															
	110	2															
	113	5	1	4			5	2		5	5	1		4	26.25	1	
	115	11	1	5		5	11	11	10	6	6	1		4	26.00	1	
	116	4		4			4	4	4	4	4	1		4	17.50		
	120	1															
	121	2															
	122	6	3	3			6	2	1	6	6	1		3	31.66	2	
126	1																
131	1																
132	1																
135	4	2	2			4			4	4							
136	1																
43	1	13	8	2		13	13	13	10	10			1		8	237	
	2	31	6	20		31	9	8	26	26	2		20	16.85	5	6,700	
	4	9	4			9			8	8			5	27.80	2		
	5	5	1	2	1	4	1	1	3	3			3	31.66	2		
	6	1															
	8	5	1	4		5	3	3	5	5			4	27.75	1		
	9	1															
	10	13	2	10	1	13			12	12			11	26.63			
	11	5	2	3		5	1		5	5			3	33.33	2		
	12	2															
	13	1															
	18	1															
	20	8	5	3			8			8	8			3	33.33	4	4,600
	21	1															
	22	5	2	3			5	1		5	5			3	23.33	1	
	23	6	2	4			6	5	4	6	6	1		4	8.50	2	
	24	9	1	8			9	6	6	9	9			4	22.62	1	
	25	7	2	5			7	3		7	7			5	32.60		
	26	4					4	1		4	4			2			
	27	4				1	4			4	4					4	3,800
	28	6	6				6	1	1	6	6					6	5,000
	29	2															
	30	3	3				3			3	3	1				3	3,400
	31	1															
	35	7	5	2			7	2	1	7	7			1		5	5,300
	37	1															
	38	1															
	39	3	2	1			3	3	3	3	3			1		2	
	40	2															
	42	4	2	2			4			4	4			2		1	
	43	5	1	4			5			5	5			4	42.50	1	
	44	1															
	45	6	5	1			6	1	1	6	6					5	2,800
	46	1															
	47	2															
48	3		1			3	1	1	3	3			1		2		
49	1																
50	3	3				3	2	2	3	3					3	4,333	
51	7	7				7			7	7					7	6,142	
52	1																
53	10	10				9			10	10					10	7,700	
54	5	9	1			10	2		10	10			1		8	7,562	
55	5	5				4			5	5					5	7,800	
56	11	6	3		2	11	10	8	9	9	2		2		6	6,483	

¹For renter - occupied dwelling units and vacant nonseasonal not dilapidated units, for rent.
²For owner - occupied dwelling units and vacant nonseasonal not dilapidated units, for sale only.

Table 3.—CHARACTERISTICS OF HOUSING FOR CENSUS TRACTS, BY BLOCKS: 1950—Con.

Census tract	Block	All dwelling units by occupancy and tenure					All dwelling units by condition and plumbing facilities			Occupied dwelling units				Contract monthly rent ¹		Value ² of one-dwelling-unit structures	
		Total	Owner occupied	Renter occupied	Vacant non-seasonal not dilap., for rent or sale	Other vacant and non-resident	Number reporting	No private bath or dilap.	No running water or dilap.	Total	Persons per room		Occupied by non-white	Number reporting	Average monthly rent (dollars)	Number reporting	Average value (dollars)
											Number reporting	1.51 or more					
43	68	5	5			5	1	1	5	5					5	5,500	
	70	6	6			6			6	6				6	6,500		
	71	3	3			3			3	3				3	9,666		
	72	60	18	38	2	2	59	31	27	56	56	4	39	26.07	16	2,843	
	73	21	11	6		4	20	6	6	17	17		5	28.40	8	8,875	
	74	4				1	4	1	1	3	3						
	80	6	4	1	1		6	5	5	3	3	2			4	4,875	
	81	3	3				3	1	1	3	3				3	6,500	
	82	4	3	1			4	1	1	4	4			1	3	5,833	
	87	2					2			2	2						
	88	6	5			1	6	1	1	5	5				5	6,220	
	89	2					2			2	2						
	90	3	1	2			3	1		3	3						
	91	5	5				5			5	5				5	6,300	
	92	2					2			2	2						
	93	2					2			2	2						
	95	1					1			1	1						
	99	3	3				3			3	3				3	4,666	
	100	2					2			2	2						
	103	2					2			2	2						
	105	1					1			1	1						
	106	1					1			1	1						
	107	1					1			1	1						
	108	1					1			1	1						
	110	2	2	1			3	2	1	3	3	1			1		
	118	3					3			3	3						
	125	1					1			1	1						
	126	10	6	2	1	1	10			8	8			3	36.33	3	6,233
	135	1					1			1	1						
	140	1					1			1	1						
	143	22	17	4	2	1	21	2	1	21	20			2	15	7,353	
	144	1					1			1	1				1		
	145	9	7	1	1		9	6	4	8	7		1	1	7	642	
	147	2					2			2	2						
	150	2					2			2	2						
	152	1					1			1	1						
	153	1					1			1	1						
	154	6	3	2	1		6	2	1	5	5		3	43.33	3	5,000	
	155	21	3	17		1	21	1	1	20	20	1	17	25.00	2	6,675	
	157	4	4				4			4	4				4	6,675	
	158	10	5	3	1	1	10	1	1	8	8			3	28.00	5	5,700
	159	21	13	7	1		21	4	1	20	20	1		3	12	7,041	
	161	37		23	14		37			23	23			7			
162	88		43	39	6	88			43	43			7				
163	68		23	45		68			23	23			7				
164	54		27	27		54			27	27			5				
165	110		87	33		110			87	87			10				
166	126		87	39		126			87	87			12				
168	23	1	11	10		23			11	11			1				
174	1					1			1	1							
177	50		43	7		50			43	43			4				
178	84		75	8	1	83			75	75			4				
179	12	5	7			12	3	2	10	10			5	5	6,000		
180	56		55	1		56			55	55			6				
181	16		15	1		16			15	15			7				
44	1	18	12	5	1	16			17	15			5	4,500	11	11,318	
	3	32	26	4	2	31	2	2	30	30			3	4,166	6	1,300	
	4	10	7	10	1	10	1	1	10	10	1.5	4.5	10	4,410	2		
	7	4	2	2		4	2		4	4							
45	1	1				1			1	1							
	7	12	10	5		12	10	4	11	11	3	4	10	3,105	10	4,600	
	8	21	18	10	1	19			21	21			3	3,245			
	10	9	7	7		9			9	9			4	3,525			
	12	1				1			1	1			4	3,525			
	13	5				5			5	5			4	3,300			
	14	11				11			11	11	1	1	1	3,123			
	15	17				17			17	17			1	3,186			
	16	22				22			22	22			1	3,177			
	17	18				18			18	18			1	3,440			
	18	5				5			5	5							
	19	63				63			62	62			3	3,119			
	20	18				18			18	18			1	3,200			
	21	6				6			6	6			1	3,433			
	22	3				3			3	3				3	3,066		
	25	44				44			40	40			5	3,802			
	26	54				53			53	53	1.1	1.1	4	3,100			
	27	3				3			3	3				4	3,233		
	28	3				3			3	3				3	3,266		
	29	6				6			6	6				6	3,333		
30	17				17			17	17				17	3,217			
31	3				3			3	3				3	3,400			
32	4	1			4			4	4			1	3	3,333			
	6				6			6	6				6	3,366			

¹For renter - occupied dwelling units and vacant nonseasonal not dilapidated units, for rent.
²For owner - occupied dwelling units and vacant nonseasonal not dilapidated units, for sale only.

HOUSING—BLOCK STATISTICS

Table 3.—CHARACTERISTICS OF HOUSING FOR CENSUS TRACTS, BY BLOCKS: 1950—Con.

Census tract	Block	All dwelling units by occupancy and tenure					All dwelling units by condition and plumbing facilities			Occupied dwelling units			Contract monthly rent ¹		Value ² of one-dwelling-unit structures	
		Total	Owner occupied	Renter occupied	Vacant non-seasonal not dilap., for rent or sale	Other vacant and non-resident	Number reporting	No private bath or dilap.	No running water or dilap.	Total	Persons per room		Number reporting	Average monthly rent (dollars)	Number reporting	Average value (dollars)
											Number reporting	1.51 or more				
45	33	80		79	1	80	1		79	79		2	80	31.61		
	34	6		6		6			6	6			6	32.33		
	35	14		14		14			14	14			14	31.85		
	49	8	3	5		8	1	1	8	8	4	10	14	27.50	2	
	53	11		10	1	11			10	10	1	5	11	30.36		
	54	44		42	2	44			42	42		13	44	32.11		
	55	53		46	7	53			46	46	5	25	53	32.20		
	56	53		49	4	53			49	49	1	14	51	32.78		
	58	2														
	59	5	3		1		1		5	3			1		3	18.333
	60	5	2		3				5	2			2		3	15.333
	61	1														
	62	2														
	63	27	24	2		27	1	1	26	26			1		24	140.62
	64	57	51	5		57	4	2	56	56			4	36.00	46	8.747
	66	10	6	4		10	4	4	10	10			4	25.00	6	58.33
	69	18	1	7		18	4	4	8	7	1		6	21.66		
	70	10	7	1		10	2	2	8	8			1		6	64.66
	71	7	4	2		7	2	2	6	6			2		2	
	72	6	3	2	1	6			5	5			2		4	33.00
	73	7	1	6		7			7	7			6	20.33	1	
	75	3		3		3	3	3	3	3			3	28.00		
	76	2														
	77	18		17	1	18			17	17	5	17	18	33.16		
	83	1														
	84	1														
	86	7	5	2		7	3	1	7	7			2		4	45.25
	87	1														
	88	2		5		6	2	2	7	7	1		5	26.60		
	90	6	6			6	2	2	6	6					6	65.00
	91	9	3	4	2	9	2	2	7	7	1		5	35.00	2	
	92	32	15	14	2	32	3	1	29	29			13	32.30	14	43.21
	93	11	2	8	1	11			10	10			9	22.66	2	
	94	21	8	8	1	21	10	10	16	16			8	30.00	2	48.33
	95	25	11	12	2	25	3	3	23	23	1		14	33.00	10	51.00
	97	33	12	21		33			33	33			20	61.90	10	79.30
	98	1														
	99	23	18	5		23			23	23			5	56.60	16	84.06
	101	5	5			5			5	5					4	11.625
	102	6	5	1		6			6	6			1		4	10.000
	103	14		14		14			14	14			13	47.46		
	104	53	5	46	2	53			51	51			46	43.67	3	85.66
	105	2														
	106	43	2	41		41	4		43	43			40	38.05		
	107	6	2	2		6	4	4	4	4			2		1	
	108	103	17	82	2	103	60	4	99	98			83	29.84	11	46.54
	110	11	5	6		11	2		11	11			6	38.83	2	
	111	10	7	3		10	2	2	10	10	1		3	31.66	7	65.28
	112	15		15		15	3	3	15	15			14	27.42		
	113	25	10	15		25	15	15	25	25			14	29.35	7	51.14
	114	9	7	2		9	5	5	9	9			2		6	50.00
	115	1														
	126	13	2	8		13	8		10	10			8	38.37	2	
	128	27	10	17		27	18	18	27	27	1		17	25.52	2	42.77
	129	31	8	21	2	31	2		29	29			22	33.04	7	60.71
	130	17	5	12		17	6	6	17	17			12	36.66	2	
	131	12	5	6	1	12	1	1	11	11			7	31.28	5	40.00
	132	39	9	19	1	39	13	1	28	28	1		20	22.95	6	39.16
	133	44	8	36		44	28	1	44	44	1		34	21.85	7	71.42
	134	20	10	9	1	19	4		19	18			8	30.12	11	50.00
	135	40	6	33	1	40	13	4	39	38			33	34.51	4	47.50
	136	40	3	36		39	3	2	39	38			35	34.17	1	
	137	32	11	18	2	31	10		29	29	2		20	28.10	9	37.33
	138	35	9	23	3	32	27	6	32	31			25	21.64	6	46.66
	139	42	2	38	1	41	3	3	40	40			38	44.44	1	
	140	13	9	4		13			13	13			4	53.25	8	92.25
	141	6	4	1	1	6	6		5	5			2		2	
	142	18	13	5		18	4		18	18			5	35.00	12	110.41
	143	17	14	2	1	17			16	16			2		14	133.42
	144	14	12	2		14			14	14			1		9	103.11
	145	2														
	146	10	10			10			10	10					10	106.00
	148	4	4			4			4	4			4		4	8.850
	149	4	4			4			4	4					4	12.250
	150	2														
	151	2														
	153	10	7	3		10			10	10			2		5	15.600
	154	1														
	158	15	10	5		13	3		15	15	1		5	29.00	9	16.800
	159	11	8	2	1	11			10	10			2		7	14.000
	160	13	11	2		13			13	13			1		11	16.772
46	1	11	10	1		11			11	11			1		10	21.450
	3	25	25			25			25	24					24	26.500
	4	24	19	4		24			23	23			3	85.66	17	231.47

¹For renter - occupied dwelling units and vacant nonseasonal not dilapidated units, for rent.
²For owner - occupied dwelling units and vacant nonseasonal not dilapidated units, for sale only.

Table 3.—CHARACTERISTICS OF HOUSING FOR CENSUS TRACTS, BY BLOCKS: 1950—Con.

Census tract	Block	All dwelling units by occupancy and tenure					All dwelling units by condition and plumbing facilities			Occupied dwelling units			Contract monthly rent ¹		Value ² of one-dwelling-unit structures		
		Total	Owner occupied	Renter occupied	Vacant non-seasonal not dilap., for rent or sale	Other vacant and non-resident	Number reporting	No private bath or dilap.	No running water or dilap.	Total	Persons per room		Occupied by non-white	Number reporting	Average monthly rent (dollars)	Number reporting	Average value (dollars)
											Number reporting	1.51 or more					
46	5	12	11	1					12	12					11	18,863	
	7	25	22	1	2				24	21			1		21	27,095	
	8	22															
	9	8	7	1					8	8					6	26,666	
	10	22															
	11	17	17						17	17					17	24,911	
	12	33	34	1	3				35	35					34	26,279	
	13	17	17	1				1	18	18			1		17	21,411	
	14	18	17	1					18	18					17	23,941	
	15	17	12	4	1				16	16			4	78.25	11	18,863	
	16	36	29	5		2			33	32	1		3	105.66	24	24,166	
	17	10	9		1				9	8					8	19,000	
	18	10	10						10	10					10	17,600	
	22																
	23	5	5						5	5					5	24,000	
	24	7	7						7	7					7	33,714	
	25	4	4						4	4					4	33,750	
	26	3	3						3	3					3	26,666	
	27	8	8						8	8					8	24,000	
	29	7	7						6	6					6	22,166	
	30	3	3						3	3					3	20,833	
	31	9	9						9	9					9	21,111	
	32	8	8						8	8					8	15,937	
	33	9	6	3					9	9					5	18,200	
	34	3	3						3	3					3	15,000	
	35	1															
	36	6	6						6	6					6	26,083	
	38	1															
	39	4	3	1					4	4			1		3	13,333	
	40	3	3						3	3					3	15,833	
	41	19	18	1					19	19			1		18	16,027	
	43	2															
	44	5	5						5	5	1		1	52.73	2		
	45	13	13						13	13				48.50	2		
	46	100	11	13	1				97	91	1	1	131	63.60	5	26,600	
	47	17	17						17	17					16	32,937	
	48	13	11	1					13	12			1		7	34,285	
	49	13	11	1					13	13			6	72.16	7	17,071	
	50	2															
	51	6	2	3					6	5			1		2		
	52	10	7	2					10	9			2		7	21,000	
	53	11	11						11	11					11	30,409	
	54	2															
	55	29	26	2					29	28			2		25	18,520	
	59	10	8	1					10	9					8	31,250	
	60	14	13	1	1				13	13	1		1		13	16,307	
	61	32	31	1					32	32			1		28	18,375	
	62	6	5	1					6	6			1		5	20,000	
	63	17	17						17	17					17	15,517	
	67	63	51	5	3	4			60	56	1	1	5	47.00	44	17,950	
	68	2															
	69	5	3						5	3					2		
	70	2															
	71	26	22	4					26	26			4	67.50	1		
	72	22	15	7	1				22	20			16	45.06	3	5,000	
	73	56	39	17	2				53	50			34	34.22	10	6,550	
	74	3	1	2					3	3					3	56,666	
	75	27	17	10					27	24	1	1	17	31.58	3	3,233	
	76	7	7						7	7			3	75.33	3	30,000	
	77	6	5	1					6	6			1		5	31,000	
	78	6	4	1					6	5			1		3	24,333	
	79	7	7						7	7					6	28,213	
	80	9	9						9	8					8	32,562	
	87	2															
	90	4	4						4	4					4	22,500	
	91	7	7						7	7					5	35,000	
	92	1															
	93	2															
	94	5	2						4	4			1		1		
	95	7	5	2					4	4			2		3	16,000	
	96	1															
	97	5	5						5	5					4	16,125	
	98	5	5						5	5					3	28,333	
	99	5	5						5	5					5	16,200	
	100	4	4						4	4					4	23,250	
	101	4	4						4	4					4	43,750	
	102	6	4	2					6	5					4	26,375	
	103	9	5	4					9	9			3	54.33	5	19,500	
	104	11	9	2					11	11			5	49.00	1		
	105	11	5	6					11	11			5	68.20	4	17,750	
	106	6	4	1					6	5			1		4	10,000	
	107	6	6						6	6					5	20,900	
	108	6	4	2					6	6			2		3	22,333	
	109	6	6						6	6					6	22,166	
	110	10	8	2					10	10			8	81.87	1		
	111	13	2	11					13	13			7	66.14	4	14,875	
	113	6	5	1					6	6			1		5	22,000	

¹For renter - occupied dwelling units and vacant nonseasonal not dilapidated units, for rent.
²For owner - occupied dwelling units and vacant nonseasonal not dilapidated units, for sale only.

HOUSING—BLOCK STATISTICS

Table 3.—CHARACTERISTICS OF HOUSING FOR CENSUS TRACTS, BY BLOCKS: 1950—Con.

Census tract	Block	All dwelling units by occupancy and tenure					All dwelling units by condition and plumbing facilities			Occupied dwelling units			Contract monthly rent ¹		Value ² of one-dwelling-unit structures			
		Total	Owner occupied	Renter occupied	Vacant non-seasonal not dilap., for rent or sale	Other vacant and non-resident	Number reporting	No private bath or dilap.	No running water or dilap.	Total	Persons per room		Number reporting	Average monthly rent (dollars)	Number reporting	Average value (dollars)		
											Number reporting	1.51 or more					Occupied by non-white	
46	117	4	3	1		3			4	4								
	118	4	3	1		4			4	4								
	119	5	3	2		5			5	5			60.00	3	231.66			
	120	5	4	1		5			5	5				1	31.500			
	121	3	3			3			3	3					3	26.000		
	122	4	3	1		4			4	4					3	14.666		
	123	4	4			4			4	4					3	17.000		
	124	15	15			15			15	15					15	28.466		
	125	37	35	2		37			37	35			2		3	18.602		
	126	5	5			5			5	5					5	23.300		
	129	15	12	3		15			15	14			2		10	19.100		
	130	6	5	1		6			6	6			1		5	15.600		
	131	4	2	2		4			4	4					1			
	132	13	10	3		13		1	13	12					2	18.312		
	133	15	8	7		15			15	15				53.71	2	11.100		
	134	25	20	4		25		1	24	24	1			90.00	3	13.735		
	135	17	17			17			17	17					17	12.882		
	136	18	14	4		18		2	16	16			1		16	18.750		
	137	18	17	1		18			18	16					17	21.411		
	138	14	14			14			14	13					13	16.038		
	139	23	21	2		23			23	23			2		19	13.289		
	140	34	26	8		34			30	29				68.80	29	15.923		
	141	44	37	7		44		1	42	42			1	81.20	36	15.180		
	47	1	41	15	25		41		2	40	40	1		23	28.47	13	3.669	
		2	40	7	33	1	40	5	2	39	39	1	1	32	59.15	33	4.400	
		3	12	8	4		12			11	11					8	5.000	
		4	20	1	19	2	20			18	18	1	1		1	1	6.000	
		5	20	20			20			20	20					20	81.000	
		6	20	15	5		20			20	26					15	11.755	
		7	15	10	5		15			14	14					14	6.923	
		8	10	10			10			10	10					10	9.375	
		9	10	14	4	2	10		3	10	10	1				10	9.428	
		10	41	14	27		41			41	41		1			12	7.208	
		11	47	14	33		47		5	47	47				32	46.37	7	8.071
		12	12	7	5		12			12	12				5	1	17.314	
		13	1	6	1		1			1	7				1	6	17.166	
		14	12	7	5		12			12	12					12	11.500	
		15	41	7	33		41		1	40	40	4	1		32	67.18	5	10.000
16		31	33			31			30	33				33	9	9.233		
17		11	10	1		11			11	16	1				10	16.350		
18		13	13			13			13	18					16	17.212		
19		13	13			13			11	11					3	16.333		
20		24	12	12		24		4	24	24	3			12	10	12.450		
21		55	11	44		55			51	51				37	6	13.166		
22		63	6	57		63		4	59	59				50				
23		54	10	44		54		3	54	54	1			43	7	10.357		
24		21	10	11		21		14	21	21	2			10	6	11.416		
25		31	9	22		31			30	29				21	8	11.062		
26		32	4	28		32		1	30	4					4	10.125		
27		10	4	6		10			10	9				5	1			
28		34	31	3		34		3	31	31				26	4	14.625		
29		35	32	3		35		11	32	32		1		22	5	8.400		
30		36	39			36			39	36				27	10	9.800		
31		29	8	21		29		9	29	29				21	7	13.857		
32		5	3	2		5			3	3	1			3				
33		39	31	8		39			31	31				21	4	8.125		
34		40	15	25		40		1	37	37	1			55	6	8.583		
35		41	49			41			45	45		2		39	6	9.166		
36		42	44			42			43	41		2		30	4	8.375		
37		44	10	34		44			42	42				11	6	9.416		
38		45	10	35		45		2	43	69	4			59	5	7.000		
39	46	3	43		46		4	43	43									
40	47	20	27		47		2	45	45	1			94	1	39.76			
41	48	74	14		48		1	47	47	2			14	3	18.333			
42	49	7	42		49			48	48	1			66	5	14.400			
43	85	3	82		85			82	82				78	2				
44	89	5	84		89		1	85	85	2			79	2				
45	86	8	78		86			80	85				79	2				
46	7	7			7			7	7				76	3	7.833			
47	87	5	82		87		2	82	81				74	1				
48	8	12			8		4	8	8				80	6	6.716			
49	9	16			9			15	15				65	7	7.571			
50	8	5	3		8			8	8				7	2				
51	117	110	7		117		2	112	112				106	2	40.99			
52	11	40	7		11			11	11				30	3	10.666			

¹For renter - occupied dwelling units and vacant nonseasonal not dilapidated units, for rent.
²For owner - occupied dwelling units and vacant nonseasonal not dilapidated units, for sale only.

Table 3.—CHARACTERISTICS OF HOUSING FOR CENSUS TRACTS, BY BLOCKS, 1950—Con.

Census tract	Block	All dwelling units by occupancy and tenure					All dwelling units by condition and plumbing facilities			Occupied dwelling units			Contract monthly rent ¹		Value ² of one-dwelling-unit structures	
		Total	Owner occupied	Renter occupied	Vacant non-seasonal not dilap., for rent or sale	Other vacant and non-resident	Number reporting	No private bath or dilap.	No running water or dilap.	Total	Persons per room		Number reporting	Average monthly rent (dollars)	Number reporting	Average value (dollars)
											Number reporting	1.51 or more				
48	12	16	6	10		16	1		16	16		9	102.55	4	12250	
	13	108	12	94	2	106	33	2	106	105	5	94	37.30	7	6514	
	14	115	8	103	4	113	5	1	111	110	1	104	51.72	4	5675	
	15	49	1	48		49	3		49	49		46	43.19			
	16	208	3	203		203	19	3	204	198		194	42.61	1		
	17	131	7	119	3	131	26		126	125	3	118	42.67	1		
	18	110	11	97	2	108	65		108	108	6	97	33.38	3	7333	
	19	140	8	122	8	138	33	2	130	128	2	127	46.44	3	17500	
	20	113	8	100	2	110	61	3	108	108	7	101	34.00			
	21	120	5	96	18	116	23	1	101	101	3	109	61.09	1		
	22	147	9	133	4	144	76		142	139	1	126	43.71	2		
	23	90	2	84	4	90	25	2	86	84		87	36.47	1		
	24	39	1	38		39	1		39	39		37	38.97			
	49	1	22	17	4		21	1		21	21		4	35.75	16	3906
		2	27	10	17		26	10		27	26	1	15	28.26	8	4575
		3	34	12	20	1	33	5	3	32	33	1	19	28.84	10	3780
		4	15	1	13	1	15			14	14	1	12	15.25		
		5	3	2	1		3	1	1	3	3		1			
		6	12	1	11		12	1		12	12		11			
		7	3		3		3	6	2	3	3		4	31.81	2	
		8	19		18		19			18	18		18	29.25	5	5140
		9	9	10	6	1	9			9	9	2	8	29.23	2	
		10	53	15	37	1	53	17	1	52	52	2	36	42.41	9	6611
		11	38	7	31	1	36	10	2	34	34		28	38.28	3	5833
12		9	3	4	1	9	4	2	7	7		4	31.25	2		
13		40	14	24	2	40	19	3	38	37	1	25	34.20	9	6111	
14		42	4	31	7	42	16		35	34		36	34.66	2		
15		9	3	6		9	3		9	9		6	61.50	10		
16		24	12	11	1	22	5	1	23	22	2	10	41.70	1	7900	
17		48	9	35	4	45	18		44	42	2	29	36.20	5	8980	
18		50	6	43	1	50	8	3	49	46	1	38	40.36	5	7680	
19		69	13	55	1	69	7	3	68	67		51	39.68	9	7222	
20		37	22	15		36			37	37		35	47.17	1		
21		56	19	35	4	56	18		52	50	1	38	36.84	1	6444	
22		56	19	36	1	54	7		55	54	1	34	44.76	2	7625	
23		128	4	122	2	124		2	126	125	1	113	40.75	2		
24		54	2	49	1	53	3	6	53	49		48	34.02	2		
25		97	4	91	1	97	2		93	93		38	32.85	1		
26		44	5	37	3	44	2		43	43	2	33	38.84	1		
27		127	5	121	1	126	5		122	120	2	3	30.00	1		
28		7	1	5		7			7	7		5	30.00	1		
29		47	4	41	1	46	1		43	43	1	39	37.84	1		
30		184	18	161	1	181	1	1	183	183		173	55.12	1		
31		45	22	22		45	2	2	44	44		90	49.44	1		
32		13	4	9		13	1		13	13		6	28.50	2		
33		49	8	40	1	47	4	2	48	48	3	37	31.97	6	8833	
34		24	5	16	3	24	2	19	21	21	1	16	28.56	2		
35	28	6	20		28	10		21	20		48	49.50				
36	33		27		33	3		33	33		25	20.76	4	8825		
37	17		17		17			17	17		16	86.62				
38	54		52		52	17		54	52	1	50	33.30				
39	57		57		57			59	59		55	42.78				
40	96		96		100	18		100	99	2	94	62.87	1			
41	205	8	197	5	221	39	1	213	213	2	205	40.16	3	9333		
42	35		35		35		2	35	35		33	50.72				
43	34		33	1	34	19	19	33	33	4	32	27.75				
44	118		109	7	118	29		111	111		113	43.08				
45	15		12	1	15	8		14	14		11	37.81	1			
46	72		68	3	72	33		68	68	3	66	36.42				
50	1	2														
	2	2														
	3	2														
	4	2														
	5	2														
	6	2														
	7	2														
	8	2														
	9	2														
	10	2														
	11	2														
	12	2														
	13	2														
	14	2														
	15	2														

¹For renter - occupied dwelling units and vacant nonseasonal not dilapidated units, for rent.
²For owner - occupied dwelling units and vacant nonseasonal not dilapidated units, for sale only.

HOUSING—BLOCK STATISTICS

Table 3.—CHARACTERISTICS OF HOUSING FOR CENSUS TRACTS, BY BLOCKS: 1950—Con.

Census tract	Block	All dwelling units by occupancy and tenure					All dwelling units by condition and plumbing facilities			Occupied dwelling units			Contract monthly rent ¹		Value ² of one-dwelling-unit structures		
		Total	Owner occupied	Renter occupied	Vacant non-seasonal not dilap., for rent or sale	Other vacant and non-resident	Number reporting	No private bath or dilap.	No running water or dilap.	Total	Persons per room		Number reporting	Average monthly rent (dollars)	Number reporting	Average value (dollars)	
											Number reporting	1.51 or more					Occupied by non-white
50	52	53	5	46	1	1	53			51	51		45	36.51			
	60	11		9			11	4		9	9		11	27.54		2	
	61	1															
	63	5	2	2	1		5	3		4	4		3	49.33		2	
	64	39	6	28	5		32	17	1	34	34	1	31	28.67		2	
	65	2															
	72	14	3	11			14	10	2	14	13	2	11	34.00		1	
	73	4		4			4	4		4	3	1	4	25.50			
	74	55	3	42	9	1	55	54	1	45	45	3	49	23.57			
	75	11	6	5			11			11	11		5	49.00		5	6,700
	76	9		9			9	9	9	9	9		9	19.55			
	77	1															
	83	11		11			11	10	8	11	11	1	9	14.11			
	85	8	4	4			7	3	3	8	8		3	39.33		3	5,333
	86	2															
	87	2															
	92	1															
	94	78	2	74	2		77	16	1	76	76		72	36.45			
	95	57	5	51	1		57	12	5	56	56	3	50	33.38		2	
	96	24	1	22		1	24	21		23	23	3	22	27.81			
98	7	2	5			6	2		7	6	3	5	27.60				
103	9		9			9			9	9	7	8	34.00				
104	39	2	36	1		37	34	1	38	37	7	37	35.83		1		
105	1																
106	83	1	80		2	76	76	19	81	79	9	13	74	25.16			
107	71		70		1	69	4		70	69	8	1	69	46.88			
51	5	1															
	9	1															
	12	1															
	13	35	6	27		2	28	27	26	33	28	6	3	23	25.56		
	14	1															
	20	1															
	21	6		5	1		6			5	5	1	6	38.33			
	25	1															
	27	27		25	2		27	27		25	25	1	8	27	34.59		
	29	1															
	31	2															
	38	37	2	30		5	32	31	29	32	28	2	22	22.75			
	39	3	1	2			2	1	1	3	3	1	2	2			
	40	10		10			10	6	6	10	10	2	9	8	20.25		
	41	1															
	42	1															
	46	7		7			5	5		7	7	1	3	3	50.00		
	51	1															
	56	3		3			2	2	2	3	2	1	1	2			
	57	34		34			33	33	33	34	34	1	34	30	20.70		
58	25	2	23			18	18	18	25	19	2	23	17	21.88			
64	2																
65	5		5			4	4	4	5	5		5	5	51.00			
66	1																
67	5		5			5	5	5	5	5	1	2	5	50.00			
68	3		3			3	3	1	3	3		3	3	36.00			
73	1																
77	16	1	15			15	14	14	16	16		15	15	10.06			
81	4		4														
84	5		5		1	5			5	5	1	1	5	132.60			
85	2																
52	1	1															
	5	34	1	30	3		33	32		31	31	5	32	29.15			
	9	44	1	36	2	5	43			37	36	10	37	81.89			
	10	2															
	11	7		3	3		7	6		4	4		6	24.83		1	
	15	63	1	62	1		62			62	62	1	61	50.42			
	16	136		135	1		135			135	134	1	136	44.00			
	17	4		4			4	4		4	4		4	71.75			
	18	144	3	140		1	141	1		143	144	1	138	62.41		1	
	19	243		241	2		237	15	3	241	239	1	239	40.07			
	21	3	1	1			3			2	2		1				
	22	1															
	24	21		21			21	21		21	21	3	21	27.80			
	25	90		88	2		88			88	88		87	48.11			
	26	47	1	43		3	47	1	1	44	44	1	43	95.58			
	27	67		65		2	64	64		65	62	5	63	31.30			
	31	31	1	30			31	2	1	31	30		29	44.20			
	32	133	2	130	1		133	39	1	132	132	5	128	38.66			
	34	32	5	26	1		30	22		31	30	3	27	29.96		2	
	35	95	2	82	1	8	94	73	2	84	82	5	88	29.43			
36	9		9			9	7	3	9	9		9	37.88				
37	50		46		4	50			46	46		46	46.17				
38	15	3	11		1	15			14	14		11	50.45		2		
39	88	1	83	3	1	87	72	10	84	84	2	86	28.62				
41	6					6			6	5						38,000	

¹For renter - occupied dwelling units and vacant nonseasonal not dilapidated units, for rent.
²For owner - occupied dwelling units and vacant nonseasonal not dilapidated units, for sale only.

Table 3.—CHARACTERISTICS OF HOUSING FOR CENSUS TRACTS, BY BLOCKS: 1950—Con.

Census tract	Block	All dwelling units by occupancy and tenure					All dwelling units by condition and plumbing facilities			Occupied dwelling units			Contract monthly rent ¹		Value ² of one-dwelling-unit structures		
		Total	Owner occupied	Renter occupied	Vacant non-seasonal not dilap., for rent or sale	Other vacant and non-resident	Number reporting	No private bath or dilap.	No running water or dilap.	Total	Persons per room		Occupied by non-white	Number reporting	Average monthly rent (dollars)	Number reporting	Average value (dollars)
											Number reporting	1.81 or more					
52	42	6	5	1		6			6	6							
	43	18	11	10		12	10	2	11	11	1		9	26.00	4	7,875	
	44	37	11	35		36	13		36	36			34	38.35	1		
	45	132	22	126	1	128	85	13	125	125	7	1	125	25.45	1		
	46	142	22	137	3	126	29	3	139	137	7	5	136	32.30	3	15,333	
	47	63	1	62		60	1		63	60	3		60	43.36			
	48	14	1	11		8	3		12	12	3		12	27.91			
	49	33		26		33	32	2	26	26	3		33	20.87			
	50	82	6	65	10	81	39	5	71	71	1	5	74	31.27	3	4,000	
	51	23	1	21		23	11		22	22	1		20	39.15			
	52	28	11	14	2	28	2		25	25	1		15	49.06	7	7,142	
	53	8	4	3		8			7	7			1		4	3,187.5	
	54	10	8	1		10			9	8					8	1,737.5	
	55	5	5			5			5	5					5	19,500	
	56	34	17	17		33			34	33		1	15	51.73	12	18,916	
	57	16	7	8	1	16	3		15	15			9	31.11	5	5,220	
	58	11	6	5		11	2	2	11	11	1		5	29.60	5	7,300	
	59	16	7	9		16			16	16			7	32.42	4	6,250	
	60	11	4	7		11	7		11	11			7	32.22	3	11,266	
	61	1				1			1	1					1		
	62	131	2	123	6	130	102	5	125	124	12		128	27.20	1		
53	2	1															
	9	1															
	15	1															
	18	1															
	20	2															
	21	2															
	25	2															
	27	8	1	7		7	7		8	7			7	39.71			
	31	13		13		13			13	10			10	30.20			
	43	17	1	15	1	16	15		16	15			13	41.15			
	45	6		5	1	5	1		5	4			3	123.33			
	46	1		4		3			5	3			3	35.00			
	57	1		4		4			4	4			4	36.64			
	63	64	1	63		60	4		64	64		2	62	36.64			
	76	4		4		4	4		4	4			4	23.75			
	78	99	1	94	4	96	74		95	93			89	25.05			
	77	123		122	1	123	122		122	122			119	36.40			
	78	14		13	1	14	13		13	13			12	24.33			
84	67	3	63		63	53		66	65			60	42.98				
86	95		90	2	90	14		90	87		1	89	79.85				
87	10		10		10			10	10		3	10	35.80				
88	84		78	5	82	81	50	78	76	15		78	31.42				
54	3	4			4			4	4			4	33.50				
	13	11	1		11	9		11	11	2		10	38.50				
	15	20			20	20	18	20	20	3		19	17.68				
	16	9			9			9	9								
	22	5			5	5	2	5	5			5	71.00				
	23	4			4	2		4	4			3	19.00				
	24	8			8	8	2	8	8			5	23.00				
	28	1				1			1								
	27	1				1			1								
	29	45		39	1	45	45	42	39	39	1	1	40	14.52			
	30	14		13	1	12	10		13	13			13	20.53			
	31	1				1			1	1							
	34	2				2			2	2							
	35	21		18	3	20	20	1	18	18	4		21	19.00			
	36	11		10		11	10		10	10	1	1	10	16.30			
	39	21		20	1	21	21		20	20			20	20.85			
	40	77	1	74	1	71	69		75	73	1	1	70	22.64			
	43	1				1			1	1							
44	26		24	1	26	25		24	24	1		23	17.82				
45	12		11	1	12	12		11	11			12	21.66				
46	6		6		6	6	6	6	6	1		5	26.60				
49	62	2	50	8	61	61		52	52	5	3	57	27.08				
50	1				1			1	1								
51	3		3		3	1		3	3		2	2					
54	12	1	11		12	8		12	9	3		9	25.11				
55	12		12		11	10		12	12	2	7	11	27.72				
58	47	2	44	11	44	44		36	36	2	3	44	18.04				
59	17	1	16		17	15	12	17	17	6	3	14	28.64				
61	1				1			1	1								
62	8		8		6	6		8	8		1	7	31.71				
63	2				2			2	2								
64	4		4		3	1	1	4	4	1	3	4	24.21				
65	15		14	1	15	14		14	14	5	3	14	24.21				
55	1	57	5	49		3		54	14	12		48	40.77	2			

¹For renter - occupied dwelling units and vacant nonseasonal not dilapidated units, for rent.
²For owner - occupied dwelling units and vacant nonseasonal not dilapidated units, for sale only.

HOUSING—BLOCK STATISTICS

Table 3.—CHARACTERISTICS OF HOUSING FOR CENSUS TRACTS, BY BLOCKS: 1950—Con.

Census tract	Block	All dwelling units by occupancy and tenure					All dwelling units by condition and plumbing facilities			Occupied dwelling units			Contract monthly rent ¹		Value ² of one-dwelling-unit structures			
		Total	Owner occupied	Renter occupied	Vacant non-seasonal not dilap., for rent or sale	Other vacant and non-resident	Number reporting	No private bath or dilap.	No running water or dilap.	Total	Persons per room		Number reporting	Average monthly rent (dollars)	Number reporting	Average value (dollars)		
											Number reporting	1.51 or more					Occupied by non-white	
55	2	38	2	29	1	6	13	8	5	31	31		28	249.6				
	3	109	12	89	4	21	81	26	15	103	100	8	88	398.2	3	483.3		
	4	60	12	33	1	1	6	5	1	5	5		3	266.6				
	5	2	2	14	1	2	2	5	1	5	5		4	232.5				
	6	12	2	29	3	2	2	16	3	20	19	1	14	252.1	2			
	7	81	10	79	1	1	11	80	41	81	81	4	29	193.1	4	882.5		
	8	12	10	106	1	1	11	52	2	125	125	4	103	296.3	8	418.7		
	9	35	4	28	3	1	3	23	3	32	32	1	28	309.0				
	10	79	7	71	1	1	7	78	55	78	75	4	65	272.1				
	11													256.3	1			
	12	62	4	53	4	1	5	58	28	57	56	2	52	351.9	3	783.3		
	13	145	28	110	5	2	2	142	87	138	137	5	105	292.1	15	5420		
	14	27	7	20				27	2	27	27		20	5320	4	727.5		
	15	116	24	88	2	2	2	111	38	112	111	3	88	286.0	18	436.1		
	16	60	11	45	2	2	2	57	22	56	54	1	42	315.9	6	441.6		
	17	1																
	18	78	15	58	1	4	4	76	33	73	73	5	53	335.4	6	616.6		
	19	113	7	98	4	4	4	107	83	105	104	12	98	271.8	1			
	20	54	4	49		1	1	54	11	53	53		48	499.5	1			
	21	107	13	87	7			104	39	100	99	5	86	314.5	5	890.0		
	22	4		4				4		4	4	1	4	412.5				
	23	60	8	52				59	27	60	59	3	48	318.7	5	690.0		
	24	24	7	14	2	1	1	24	10	21	21		16	263.1	4	670.0		
	25	42	10	36	3			49	1	46	45		38	601.3	2			
	26	7	3	6	1			7		6	6		7	215.7				
	27	7						3		3	3				3	2833.3		
	28	16	10	6				16	2	16	16		6	381.6	4	887.5		
	29	17	4	13	3			17	7	17	17	1	11	338.1				
	30	42	7	33	1	1	1	40	12	40	39	1	31	391.9	3	383.3		
	31	24	13	11				24		24	24		11	592.3	7	1607.1		
	32	6	4	2				6		6	6		5	262.50	4	262.50		
	33	4	4					4		4	4		3	483.33	3	483.33		
	34	4	4					4		4	4		4	2400.0	4	2400.0		
	35	4	4					4		4	4		4	1625.0	4	1625.0		
	56	1	43		29	13	1	43	12	29	29		6	40	774.0			
		2	48	1	46	1		48	14	47	47		1	45	464.4	1		
		3	17		17			16	9	17	16		15	346.6				
		4	101		96	2	3	89	72	18	96	90	9	91	261.2			
		5	96	3	79	7	7	94	56	32	82	81	7	84	296.0			
		6	86	3	83			82	44	1	86	84		82	368.1			
		7	131	2	123	4	2	130	18	4	125	125	1	125	534.6			
		8	12		10	1	1	12			10	10		11	318.1			
		9	26		23	3		26			23	23		24	242.5			
		10	103	3	92	6	2	100	71	10	95	94	4	96	258.7	1		
		11																
		12	26		23	1	2	25	21	14	23	23		22	212.2			
		13	1															
		14	76		68	7	1	69	49	1	68	61	5	60	332.3			
15		42	1	39			41	14	13	40	40	1	39	384.3				
16		44	3	39	7	2	41	41	1	47	47	2	50	329.2	1			
17		81	3	77	2	2	79	11	1	79	78		74	386.2				
18		32		26	3		31	30		29	29	1	26	248.4				
19		48	1	46		1	48	20	1	47	45	1	44	392.2				
20		74	1	60	12	1	71	22		61	61		70	559.8	1			
21		4		3	1	1	4		1	3	3		4	365.0				
22																		
23		11		10	1	1	11	11		10	10		11	370.9				
24		24	2	22		1	23	13	1	24	24		23	362.6	1			
25		44	11	33	2	2	33	23		33	31	1	23	173.9				
26		49	11	38	2	2	40	23		33	33	2	23	339.4				
27		33	4	29	6		35	29		33	33		38	334.7	3	1066.6		
28		40	1	39	1		40	36	3	42	40	1	39	245.3	1			
29		106	12	94	5	1	102	74		128	128	5	129	311.0				
30		30	1	29	1		30	30		30	30		22	341.8				
31		87	1	86		6	81	40	23	81	81	4	75	415.4				
32														459.6				
33																		
34		1																
35		70	7	59	3	1	69	30	4	66	65	5	60	333.0	1			
36		44	2	44			44	19		43	42		42	434.8				
37		41		41		1	41	17		39	38	1	38	323.8				
38		39		39		1	39	10		38	38		35	270.0				
39		26	1	25			26	25		25	25		24	330.0				
40		36	1	35			35	35		35	35		32	465.0				
41		76	1	75	1	1	76	35	9	72	72	1	71	389.6	3	933.3		
42																		
43																		
44																		
45																		
46																		
47																		
48																		
49																		
50																		
51																		
52																		
53																		
54																		
55	151	4	146	4	3	150	25	1	146	145	3	145	384.4	3	640.0			
56	50	4	46	3	3	50	44	4	44	44		44	488.8					
57	50	4	46	3	3	50	44	4	44	44		44	440.5					
58	50	4	46	3	3	50	44	4	44	44		44	373.5	1				
59	50	4	46	3	3	50	44	4	44	44		44	340.6	4	812.5			
60	50	4	46	3	3	50	44	4	44	44		44	337.2	2				
61	50	4	46	3	3	50	44	4	44	44		44	370.0	6	908.3			
62	50	4	46	3	3	50	44	4	44	44		44	370.0	6	908.3			
63	50	4	46	3	3	50	44	4	44	44		44	370.0	6	908.3			
64	50	4	46	3	3	50	44	4	44	44		44	370.0	6	908.3			
65	16	10	6			16			16	16		6	361.6	8	743.			

Table 3.—CHARACTERISTICS OF HOUSING FOR CENSUS TRACTS, BY BLOCKS: 1950—Con.

Census tract	Block	All dwelling units by occupancy and tenure					All dwelling units by condition and plumbing facilities			Occupied dwelling units			Contract monthly rent ¹		Value ² of one-dwelling-unit structures			
		Total	Owner occupied	Renter occupied	Vacant non-seasonal not dilap., for rent or sale	Other vacant and non-resident	Number reporting	No private bath or dilap.	No running water or dilap.	Total	Persons per room		Number reporting	Average monthly rent (dollars)	Number reporting	Average value (dollars)		
											Number reporting	1.51 or more					Occupied by non-white	
56	66	41	6	34		1	40	12	10	40	39		1	31	29.12	4	5,125	
	67	29	4	25			29	19		29	29	2		23	29.73	2	6,500	
	70	7	4	3			7			7	7			3	50.00	2	7,333	
	71	65	9	50	5	1	64	19	8	59	59	4	1	53	35.31	3	10,000	
	72	30	6	22			29	9	4	28	28			22	35.63	3	3,875	
	73	12	4	7		1	12			11	11			6	35.56	4	7,000	
	74	18	4	11			18	5		18	18	1	1	11	31.30	4	5,650	
	75	9		5			8			9	9			4	31.30	4	7,000	
	76	21	11	10			21			21	21			7	30.71	10	5,650	
	77	9	7	2			9			9	9			2		5	20,000	
	78	14	6	8			14	1	1	14	14			8	33.00	5	6,800	
57	1	5	3	2			5	2	2	5	5			2				
	3	20		19		1	20	19		19	19	1		18	11.50	3	766	
	4	52	3	46	3		47	46	2	49	45	2	2	46	20.84			
	5	15		4	1		3	3		4	4			4	33.75			
	6	7		9		4	6	2		9	9			8	20.37			
	7	8		11	1		12	5	1	11	11	1		12	25.02			
	8	9		23	1		25	25		25	24		1	25	23.12			
	9	7	1	7			7	7		7	7			6	18.47			
	10	13		7	1		7	7		7	7			9	6.9			
		14	53	1	43	3	6	53	49	13	44	44	1	1	43	20.00		
	16	105	3	93	3	8	4	105	76	24	93	93	5	2	99	22.20		
	18	3		1				3	2	1	3	3			1		1	
	19	8		7	1			8	7	2	7	7			4	17.42		
	20	54	3	46	5	2		54	48	28	48	48	4	5	80	17.42		
	21	3		3				3	3	3	3	3			3	19.36		
	22	4		4				4	4	3	4	4			3	8.71		
	23	3		3		1		3	3	1	3	3			3	16.56		
	24	3		3				3	3	1	3	3			3	27.33		
	25	15		15		2		15	7	5	15	15			14	28.31		
	26	105		103	2	3		105	11	4	103	103	1	1	101	42.04		
	27	5		5				5	5	2	5	5			5	33.89		
	28	7		7				7	7	2	7	7			7	43.37		
	29	6		6				6	6	2	6	6			6	22.22		
	30	6		6				6	6	2	6	6			6	22.22		
	31	7		7				7	7	2	7	7			7	22.22		
	32	3		3				3	3	2	3	3			3	22.22		
	33	7		7				7	7	2	7	7			7	22.22		
	34	8		8				8	8	2	8	8			8	22.22		
	35	8		8				8	8	2	8	8			8	22.22		
	36	3		3				3	3	2	3	3			3	22.22		
37	3		3				3	3	2	3	3			3	22.22			
38	7		7				7	7	2	7	7			7	22.22			
39	4		4				4	4	2	4	4			4	22.22			
40	2		2				2	2	2	2	2			2	22.22			
41	2		2				2	2	2	2	2			2	22.22			
42	1		1				1	1	2	1	1			1	22.22			
43	1		1				1	1	2	1	1			1	22.22			
44	1		1				1	1	2	1	1			1	22.22			
45	1		1				1	1	2	1	1			1	22.22			
46	6		6				6	6	2	6	6			6	22.22			
47	1		1				1	1	2	1	1			1	22.22			
48	1		1				1	1	2	1	1			1	22.22			
49	3		3				3	3	2	3	3			3	22.22			
	50	21	5	15	1		20	15	12	20	20	6		16	23.12	2		
	51	27	3	24			26	12	5	27	27	1	5	24	17.45	2		
	53	10		10			9	7		10	10			9	19.33			
	54	24	5	19			24	2		24	24	1		19	25.63	2		
	55	11	4	6	1		11	8		10	10			6	37.12	4	4,450	
	56	8		6			8	4		8	8			6	31.50	2		
	57	14		8		1	14	8		13	13			7	35.71	1		
	58	19		10			19	5		19	19			10	36.20	5	4,900	
	59	29		23			29	13	2	29	29			22	35.50	4	3,550	
	60	34		34			34	4	4	34	34			34	37.52	4		
	61	15	2	13			14	10	5	15	15			13	15.46	1		
	64	15		6	1	1	13	4		13	13			7	30.85	6	6,000	
	65	9	5	4			9			9	9			4	27.25	5	3,640	
	66	1					1			1	1							
	67	3		2	1		3	2	2	3	3	1		2	30.86			
	68	17	6	10			17	4		16	16			9	20.77	5	4,100	
	69	15	5	9		1	15	2		14	14			9	38.88	4	4,085	
	71	29		24			28	14	1	29	28			23	29.13	2		
	72	20	4	14			20	2	1	18	17			14	34.35	3	2,733	
	73	8	7	1			8			8	8			1		7	3,857	
	74	4		4			4	4		4	4			4	31.25			
	75	11	6	4	1		11	4		10	8		5	5	36.00	5	3,180	
	77	3		3			3	1		3	3			3	20.00			
	78	1					1			1	1							
	79	1					1			1	1							
	80	9	3	6			9			9	9			4	30.00	3	3,633	
	81	11	3	8			11			11	11			8	40.52	2		
	82	15	9	4			15	4	4	13	13			4	30.00	4	3,950	
	83	9	4	3			9	4	3	7	7			3	35.66	1		
	84	13	4	7	1	1	13	3		11	11			8	20.12	2		
	85	2					2			2	2							
	86	9	6	3			9	1	1	9	9			2		4	5,200	
	89	37	12	22	3		35	13	5	34	32	1	3	25	26.12	9	3,833	

¹For renter - occupied dwelling units and vacant nonseasonal not dilapidated units, for rent.
²For owner - occupied dwelling units and vacant nonseasonal not dilapidated units, for sale only.

HOUSING—BLOCK STATISTICS

Table 3.—CHARACTERISTICS OF HOUSING FOR CENSUS TRACTS, BY BLOCKS: 1950—Con.

Census tract	Block	All dwelling units by occupancy and tenure				All dwelling units by condition and plumbing facilities			Occupied dwelling units			Contract monthly rent ¹		Value ² of one-dwelling-unit structures			
		Total	Owner occupied	Renter occupied	Vacant non-seasonal not dilap., for rent or sale	Other vacant and non-resident	Number reporting	No private bath or dilap.	No running water or dilap.	Total	Persons per room		Number reporting	Average monthly rent (dollars)	Number reporting	Average value (dollars)	
											Number reporting	1.51 or more					Occupied by non-white
57	90	2							3	3							
	91	3	2	1					3	3							
	92	4	1	3					4	4	1	1	3	31.33	2		
	93	4	1	3					4	4			3	33.66	1		
	94	9	3	6	1				8	8			6	32.86	1		
	95	30	6	23		1			29	28	1	3	23	29.66	2		
	96	33	3	30	1				32	32	1		30	29.66	2		
	97	11	2	8					11	9		2	8	35.00	3	2,933	
	58	1	66	14	47	3	2	66	9	61	61	4	48	365.4	7	5,071	
		2	22	8	13		1	22	3	21	21		12	303.3	6	10,833	
3		12	3	8	1		12	3	11	11	2	9	400.0	5			
4		13	7	5	1		13	1	12	12	1	6	463.3	6	8,000		
5		32	6	25		1	32		31	31		25	314.4	1			
6		4					4		4	4					4	27,500	
7		5					5		5	5					5	24,000	
8		5					5		5	5					5	20,400	
9		5					5		5	5			1		4	16,500	
10		5					5		5	5					4	16,500	
12		104	36	66	1	1	104	9	2	102	102		67	53.29	31	21,000	
14		8					8			8							
15		43	10	33			43	6		43	43	1	31	341.2	7	7,000	
16		15	6	9			15			15	15		8	356.2	8	6,320	
17		22	10	11		1	22	4	1	21	21	1	10	300.0	9	11,466	
18		152	105	39	7	1	149	10	1	144	141	1	35	465.4	91	13,475	
19		7	3	4			7			7	7		4	38.00	3	16,000	
20		10	8	2			10			10	9		1		2	13,214	
21		4	2	2			4			4	4		2		3	18,333	
22		18	4	14			18			18	18		14	714.2	3	18,333	
24		24	18	5	1		24			23	23		5	82.80	18	25,627	
25		21	16	4		1	21			20	18		3	400.0	14	10,000	
26		26	22	4			26			26	25		3	87.66	22	18,159	
27		31	30	1		1	30			30	30		3		29	19,051	
28		59	46	9		3	58			55	53		8	43.87	40	14,910	
29		12	11	1		1	11			11	11		8		16	16,663	
30		8	7	1			8			8	8		1		6	12,833	
31		13	11	2			13			13	13		1		11	12,772	
32		11	10	1			11			11	11		1		10	16,250	
33		32	31	1			32			32	32		1		31	33,467	
37		6	4	1		1	6			5	5		1		2		
39		6	5	1		1	6		3	5	5				4	5,250	
40		17	9	8			17		3	16	16		8	365.0	7	8,942	
41		17	1	16			17			16	14		15	560.0	8		
42		24	13	11	2		22			22	22	3	24	64.37	3		
43		8	7	1			8			8	8		1		7	7,642	
44		5	3	2			5			5	5		1		3	6,333	
45		2	2				2			2	2				2		
44		13	11	2		1	13			13	11				1	8,004.5	
54		40	32	8			40			40	40				3	21,673	
56		4	3	1			4			4	4				3	10,166	
57		4	3	1		1	4			3	3				3		
59		13	13				13			13	12				13	16,576	
60		7	7				7			7	7				7	15,571	
61		22	19	2		1	21			21	21		2		19	18,536	
67		2	2				2			2	2						
68		4	3	1		1	4			3	3				3	13,000	
69		11	5	6			11		3	11	11	1	6	288.3	5	10,000	
70		6	4	2			6			6	6		2		4	12,500	
71		7	7				7			7	7				7		
72	3	1	2		1	3			3	3				1			
73	23	6	17			23			23	23	3	16	429.3	4	9,750		
74	9	2	7			9			9	9		7	68.42	2			
75	43	22	21			43			42	42		39	53.28	2			
76	8	1	7		1	8			8	8		7	54.57	7			
77	17	1	16			17		2	17	16	3	16	361.2	1			
78	1					1			1	1				1			
80	9	3	6			9			9	8		6	60.50	1			
81	8	1	7		1	8			7	7		7	43.28	1			
82	7	2	5			7			7	7		7	73.57	2			
85	8	6	2			8			8	8		2		6	6,333		
86	5	3	2		1	5			4	4		1		2			
91	26	3	21		1	25		1	24	23	1	21	469.5	3	7,833		
92	6	6				6			6	6				6	12,500		
94	2	2				2			2	2							
95	2	2				2			2	2							
104	2	2				2			2	2							
105	2	2				2			2	2							
106	1	1				1			1	1							
107	3	2	1			3			2	2				2			
108	2	2				2			2	2							
109	8	8				8			8	8				8	18,500		
110	3	3				3			3	2				3	29,166		
111	8	8				8			8	8				7	14,785		
112	5	5				5			5	5				5	16,500		
113	9	8	1			9			8	8				9	18,888		
115	11	11				11			11	10				10	16,000		
116	5	4	1		1	5			4	4				4	16,375		
117	5	5				5			5	5				4	32,800		
118	6	6				6			6	6				5	18,800		

¹For renter - occupied dwelling units and vacant nonseasonal not dilapidated units, for rent.
²For owner - occupied dwelling units and vacant nonseasonal not dilapidated units, for sale only.

Table 3.—CHARACTERISTICS OF HOUSING FOR CENSUS TRACTS, BY BLOCKS: 1950—Con.

Census tract	Block	All dwelling units by occupancy and tenure					All dwelling units by condition and plumbing facilities			Occupied dwelling units			Contract monthly rent ¹		Value ² of one-dwelling-unit structures		
		Total	Owner occupied	Renter occupied	Vacant non-seasonal not dilap., for rent or sale	Other vacant and non-resident	Number reporting	No private bath or dilap.	No running water or dilap.	Total	Persons per room	Occupied by non-white	Number reporting	Average monthly rent (dollars)	Number reporting	Average value (dollars)	
										Number reporting	1.51 or more						
58	119	8	8						8	8						8	28.000
	125	4	3		1				4	3						3	15.833
	127	1															
	128	4	4						4	4						4	13.500
	129	6	3	3					6	6			3	23.00		3	23.333
	130	2															
	133	6	6						6	6						6	13.766
	134	2															
	135	9	9						9	9						9	19.777
	136	2	2	4	1	2			30	29			2			25	16.292
	137	3	3							3	3					3	19.166
	138	1															
	139	2															
59	1	106	8	92	2	4	106	6	5	100	99	2	11	90	34.28	5	3.780
	2	2															
	3	2	3	2			5	1	1	5	5		2	2		3	3.000
	4	2															
	9	17	8	9			17	5	1	17	17	1		9	42.77	7	4.571
	10	9	7	2			9	3	1	9	9			1		5	4.100
	11	20	8	12			20			20	18			12	66.75	7	6.814
	15	6	4	2			6	2	2	6	6			2		4	3.375
	16	6	3	3			6	2	2	6	6	1	3	3	25.00	2	
	17	13	5	8			13	4		13	13			8	31.25	3	3.500
	18	14	7	7			12			14	11			7	34.85	4	6.125
	19	8	5	2		1	8	1	1	7	7	1	2	2		4	6.500
	20	10	9	1			10			10	10			1		9	4.277
	21	11	6	5			11	2	2	11	11			5	33.00	5	4.160
	22	1															
	23	3	3				3	2	1	3	3					3	2.866
	24	11	3	7		1	10			10	10	1		7	29.71	1	
	25	12	8	4			12	1		12	12			4	53.75	5	4.800
	26	17	12	5			17	1	1	17	17			4	30.25	11	4.681
	27	13	9	4			13	1	1	13	12			4	33.75	7	4.928
	28	10	3	5	2		10			8	8			7	28.42	1	
	29	23	5	16	1	1	23	4	6	21	21	2	2	17	33.82	4	2.800
	30	15	5	9			14	2		14	14	2	2	9	36.11	4	3.050
	31	10	4	4		1	10	1	1	9	9			4	48.75	3	8.833
	32	8	5	2			8			7	7			1		4	6.625
	33	5	4	1			5	2	2	5	5		1	1		4	2.975
	34	21	10	11			21	4	2	21	21			11	25.18	4	5.000
	35	8	6	1		1	7		1	7	7			1		6	4.750
	36	8	8				8			8	8			1		7	5.071
	37	13	10	3			12			13	13	1	1	3	38.33	8	5.375
	38	2															
	39	18		17	1		18			17	17			18	31.00		
	42	7	4	1	2		7			5	5	1	2	1		4	4.450
	43	3	2	2			2			3	2			2			
	44	4	2	2			4			4	4			2			
	45	4															
	46	3	1	2			3	1	1	3	3			2		1	
	47	16	6	7	1	2	16	7	5	13	13	1		7	34.57	3	3.833
	50	6	6				6			6	6					5	3.420
	51	10	9		1		10	1	1	9	8			1		9	4.666
	52	6	3	2	1		6			5	5			2		2	
	53	3	1	2			2		1	3	3			1		1	
	55	20		18	2		20		1	18	18		4	20	32.95		
	56	1															
	57	16	7	9			16	3	3	16	16	2		9	35.44	5	4.400
	58	3	3				3			3	3					3	6.666
	59	12		11	1		12			11	11			12	30.58		
	61	4	1	2		1	3			3	3			2		1	
63	8	6	2			8	1	1	8	8		1	2		5	7.000	
64	2																
65	1																
66	11	3	8			11	2	4	11	11	1		8	35.00	1		
67	9	5	3		1	9	4	4	8	8	1		3	35.00	5	5.140	
68	6	2	4			6		5	6	6			4	22.50			
69	2																
71	23		23			23			23	23	2	2	21	33.04			
72	1																
73	3	2	1			3			3	3			1		2		
74	5	5				5			5	5			4	31.25			
75	13	5	8			13			13	13			7	32.71	3	7.933	
77	5	5				5			5	5					5	11.000	
78	3	3				3			3	3					3	10.666	
79	1																
81	1																
82	3	2	1			3			3	3			1		2		
83	5	1	1	1		5			5	5			2		4	6.500	
84	2																
86	2																
87	11	5	6			10	5	5	11	11	1		6	32.66	2		
89	17	10	7			16	2	2	17	17	1		7	39.71	7	5.857	

¹For renter - occupied dwelling units and vacant nonseasonal not dilapidated units, for rent.
²For owner - occupied dwelling units and vacant nonseasonal not dilapidated units, for sale only.

HOUSING—BLOCK STATISTICS

Table 3.—CHARACTERISTICS OF HOUSING FOR CENSUS TRACTS, BY BLOCKS: 1950—Con.

Census tract	Block	All dwelling units by occupancy and tenure					All dwelling units by condition and plumbing facilities			Occupied dwelling units			Contract monthly rent ¹		Value ² of one-dwelling-unit structures	
		Total	Owner occupied	Renter occupied	Vacant non-seasonal not dilap., for rent or sale	Other vacant and non-resident	Number reporting	No private bath or dilap.	No running water or dilap.	Total	Persons per room		Number reporting	Average monthly rent (dollars)	Number reporting	Average value (dollars)
											Number reporting	1.51 or more				
59	90	17	2	15		16	11	1	17	16	2	15	31.00	1		
	91	10	5	5		9	1		10	10		4	60.00	3	7833	
	92	24	13	11		24			24	24		10	48.30	7	8928	
	93	13	12		1	13			12	12				12	10416	
	94	1														
	95	5	4	1		5			5	5		1		3	13333	
	97	8	7	1		8			8	8		1		6	13833	
	98	27	24	3		26	3	3	27	26		3	48.33	22	9695	
	99	14	13		1	14	1	1	13	13				12	9025	
	100	2														
	101	20	13	7		20	6	2	20	20	1	5	36.40	8	7937	
	102	14	6	7		12	6	4	13	13	1	7	42.57	3	4500	
	103	9	3	5		7	3	3	8	8		4	43.00	2		
	104	14	5	7	1	14	5	1	12	12	1	8	35.87	1		
	105	23	10	12		21	11	1	22	21		12	22.83	9	5333	
	106	21	8	12	1	20	8		20	20		13	34.46	7	6142	
	107	19	13	6		19	2		19	19	1	4	49.50	11	4427	
	108	18	10	5	2	17	6		15	15		6	54.16	9	6611	
	109	6	4	2		6			6	6		2		3	8333	
	110	4	3	1		4	1	1	4	4				3	6000	
	112	14	8	6		13			14	14		6	54.66	5	6200	
	113	6	6			6			6	6				6	9166	
	114	3	3			3			3	3		1		2		
	115	5	4	1		5			5	5			1	1	2	23750
	116	2														
	117	42	1	41		37			42	41		39	67.25	1		
	118	1														
	119	2														
	120	26		24	2	26			24	24		8	31.73	26		
	122	4	3	1		4	2		4	4		1		1	2	
	123	2														
	124	4	3			2		1	3	2		1			1	
	126	11	1	10		10			11	11		9	27.33	1		
	127	46		38	8	46			38	38	1	46	31.84	19	22710	
	131	27	23	2		27			25	25		2		4	5125	
	133	4	4			4			4	4				1	8	5375
	134	9	8	1		9			9	9		1		1	4	5950
	135	8	6	2		8			8	8		1		1	4	
	136	2														
	137	8		8		8			8	8		7	29.42			
	138	17	2	15		17			17	17	4	15	32.53	1		
	139	14	2	12		14			14	14		12	29.83	2		
	140	4	4			4			4	4				4	13750	
	141	3	1	2		3			3	3		1		1		
	142	4	4			4			4	4				4	31250	
144	9	7	2		8			9	8		2		7	5000		
145	16		16		15			16	16		16	30.25	1			
146	7	2	3	1	6	3	2	5	4		3	37.00	1			
147	5	2	2	1	5			4	4		3	31.66	2			
148	6	4	2		6	3	2	3	6		2		4	6200		
149	13	8	4		13	4	4	12	12		4	30.00	7	5028		
150	12	5	5	1	12			10	10		5	44.80	5	6125		
154	25	23	2		25			25	25	1	23	17.08	23	17108		
155	15	15			15			15	15		1		14	16857		
156	9				9			9	9				8	13687		
157	3				3			3	3				1			
159	1															
161	2															
162	9	6	2		9		1	8	8		2		5	6500		
163	19	12	7		19	6		19	17		7	17.57	11	5736		
164	15	10	5		15	2		15	15		5	42.60	9	4966		
165	11	10	1		11	1	2	11	10		1		10	6200		
166	19	4	15		19	1	1	19	19	1	15	36.46	4	3500		
167	25	3	22		24			25	24	4	21	34.80	3	5666		
168	11	1	10		11	3	3	11	11		10	31.90	1			
169	16	5	11		16			16	16	3	11	34.63	5	6300		
60	1	1														
	4	25	5	19	1	25			24	24	3	1	18	32.16	5	5100
	5	7	7			7			7	7				7	5714	
	6	15	13	2		15			15	15		2		13	6615	
	7	7	7			7			7	6				7	6871	
	8	16	8	8		16			16	16		8	47.50	7	7285	
	11	5	5			5			5	5				5	29700	
	12	19	16	1	2	18			17	16				15	22966	
	13	1														
	14	1														
	17	7	6		1	7			6	6				6	30666	
	19	17	12		2	17		3	12	12				12	26750	
	20	1														
	22	25	22	3		25	1	1	25	24	1	3	28.33	18	6250	
	23	12	4	8		12			12	12	2	8	33.87	4	4475	
	24	6	5	1		6			6	6		1		4	5250	
	25	3	2	1		3			3	3		1		2		
26	2															
27	16	11	5		16			16	16	1	5	44.00	11	5618		

¹For renter - occupied dwelling units and vacant nonseasonal not dilapidated units, for rent.
²For owner - occupied dwelling units and vacant nonseasonal not dilapidated units, for sale only.

Table 3.—CHARACTERISTICS OF HOUSING FOR CENSUS TRACTS, BY BLOCKS: 1950—Con.

Census tract	Block	All dwelling units, by occupancy and tenure					All dwelling units by condition and plumbing facilities			Occupied dwelling units			Contract monthly rent ¹		Value ² of one-dwelling-unit structures	
		Total	Owner occupied	Renter occupied	Vacant non-seasonal not dilap., for rent or sale	Other vacant and non-resident	Number reporting	No private bath or dilap.	No running water or dilap.	Total	Persons per room		Number reporting	Average monthly rent (dollars)	Number reporting	Average value (dollars)
											Number reporting	1.51 or more				
60	28	9	6	3		9			9	9	1	3	33.33	6	4333	
	29	24	14	10		23			24	24		8	36.12	14	5692	
	30	18	14	4		17			18	17		3	40.00	13	6192	
	34	1														
	36	10	10			10			10	10				10	18950	
	37	14	14			14			14	14				14	21464	
	45	7	6			7		1	6	6				6	12083	
	46	2														
	49	2														
	52	1														
	53	12	12			12			12	11				12	5616	
	54	13	12			12	1		12	12				12	7958	
	55	10	10			9	1	1	10	9				9	5755	
	56	13	11	1		13			12	12		1		10	6490	
	57	1														
	59	2														
	60	12	9	3		12		2	12	12				8	4687	
	61	19	11	8		18		2	19	18		1	35.71	11	4636	
	62	11	11			11			11	11				11	6500	
	63	7	6	1		7	1	1	7	7				6	7250	
	64	1														
	65	5	5			5			5	5				4	11625	
	66	7	7			7			7	7				7	13000	
	67	5	5			5			5	5				5	5900	
	68	5	4	1		5	1	2	5	5		1		4	13125	
	69	5	5			5		1	5	5				5	9000	
	70	5	5			5		1	5	5				5	11700	
	71	6	6			6			6	6				6	14250	
	72	7	7			7			7	7				7	20428	
	73	26	25			25		1	25	24				24	17304	
	85	5	5			5		1	5	5				5	15500	
	89	17	15	1		16		1	16	15				14	12785	
	90	5	5			5			5	5				5	12600	
	91	6	5	1		6			6	6				5	8300	
	92	7	5	1		7		1	7	7				5	9100	
	93	5	5			5			5	5				5	8340	
	94	8	6	1	1	8			7	7		2		6	6300	
	96	1														
	97	3	3			3			3	3				3	10166	
	98	4	3	1		4			4	4				3	17666	
	99	21	20	1		21			21	21				20	14720	
	100	21	19	2		20			21	21		1		18	9288	
	101	37	30	7		37	2	2	37	37		1	30.42	28	6785	
	102	9	9			9			9	9				9	5577	
	103	8	8	5		8	1	1	8	8				4	2450	
	105	3	3		1	3	1	1	3	3				1	3800	
	106	5	5			5			5	5		1	36.87	2	4736	
	107	5	4	7		5		7	5	5				8		
	109	2														
	110	2														
	112	10	9	1		10			10	10				9	11555	
	113	4	4			4			4	4				4	10625	
	116	5	5			5			5	5				5	6200	
	117	1														
	118	3	3			3			3	3				2		
	119	1														
	121	1														
	125	14	14			14			14	14				14	13221	
	127	1														
	128	2														
	129	5	3	2		5			5	5				2	9833	
	130	2														
	131	7	7			7			7	7				7	12857	
	132	3	3			3			3	3				3	11666	
	133	3	3			3			3	3				3	10333	
	134	7	7			7			7	7				4	6250	
	135	4	3	1		4			4	4		1		2		
	136	1														
	138	1														
	139	3	3			3		2	3	3		1				
	140	9	8	1		9			9	9				8	17562	
	141	13	13			13		1	13	13				12	17208	
	142	17	17			17			17	17				17	17529	
	143	5	4			5		1	5	5				4	14750	
	144	11	10	1		11			10	10				10	17850	
	145	7	7			7			7	7				7	16285	
	146	8	7			8		1	8	8				7	20000	
	147	6	6			6			6	6				6	13833	
	154	13	12			13		1	13	12				12	13675	
	155	12	12			12			12	12				12	11875	
	156	29	26	2		26		1	26	25				24	17687	
	158	5	5			5			5	5		1		3	15000	
	159	6	6			6			6	6				6	17333	
	160	3	3		1	3			3	3				3	15500	
	161	5	5			5			5	5				5	20300	
	162	10	10			10			10	10				10	19450	
	162	11	11	1		11	1	1	11	11		1		10	15300	

¹For renter-occupied dwelling units and vacant nonseasonal not dilapidated units, for rent.

²For owner-occupied dwelling units and vacant nonseasonal not dilapidated units, for sale only.

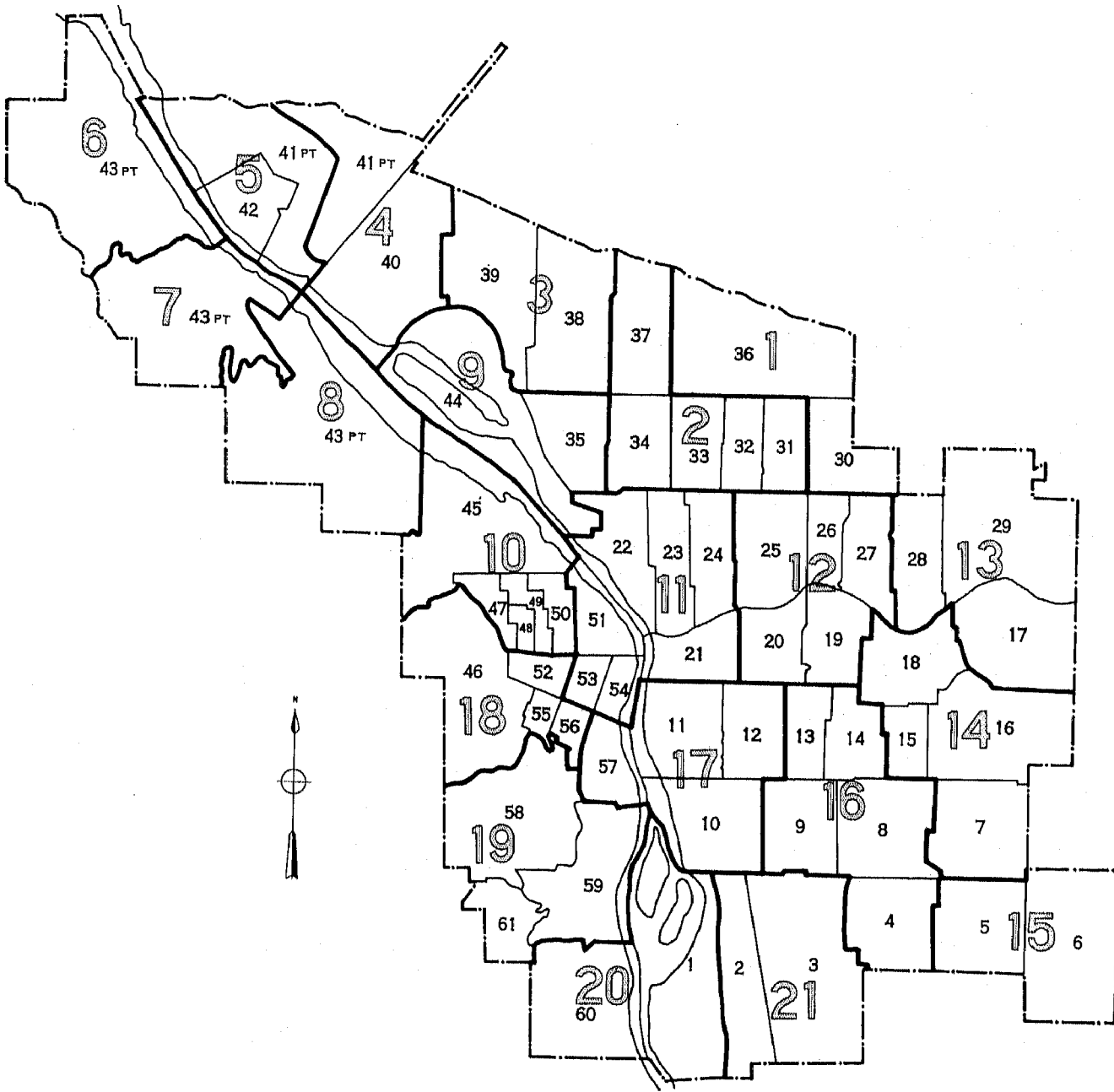
HOUSING—BLOCK STATISTICS

Table 3.—CHARACTERISTICS OF HOUSING FOR CENSUS TRACTS, BY BLOCKS: 1950—Con.

Census tract	Block	All dwelling units by occupancy and tenure					All dwelling units by condition and plumbing facilities			Occupied dwelling units			Contract monthly rent ¹		Value ² of one-dwelling-unit structures	
		Total	Owner occupied	Renter occupied	Vacant non-seasonal not dilap., for rent or sale	Other vacant and non-resident	Number reporting	No private bath or dilap.	No running water or dilap.	Total	Persons per room		Number reporting	Average monthly rent (dollars)	Number reporting	Average value (dollars)
											Number reporting	1.51 or more				
60	163	6	6						6	6					6	13,366
	164		8						8	8					8	11,375
	165		8						8	8					8	6,900
	166	10	8	2					10	10			2		10	9,112
	167	7	6			1			7	7	1	1			7	8,316
	168	10	9						10	10					10	10,510
	169	9	9						9	9					9	18,666
	170	11	10			1			11	11	1	1			11	18,666
	171	11	6		1				7	7					7	8,150
	172	7							6	6					6	9,400
	173	6	6						6	6					6	11,000
	174	4	4						4	4					4	10,650
	176	11	11						11	11	1	1			11	12,470
	177	6	6						6	6					6	6,983
	178	7	7						7	7					7	20,000
	181	2	2						2	2					2	
	182	2	2						2	2					2	
	183	1	1						1	1					1	
	184	1	1						1	1					1	
	185	4	3	1					4	4					4	8,633
	186	5	5						5	5					5	4,720
	187	5	5						5	5					5	6,625
	189	7	7						7	7					7	10,714
	190	8	8						8	8					8	9,142
	192	13	8						13	8					13	7,325
	193	7	6	1	6				7	7					7	6,583
195	4	3		1				4	3			1		4	12,333	
196	4	3		1	1			4	3			1		4	6,166	
197	9	9						9	9					9	6,250	
198	2	2						2	2					2		
199	1	1						1	1					1		
200	2	2						2	2					2		
61	1	1						1	1					1		
	2	5						5	5					5	22,600	
	3	6						6	6					6	25,583	
	4	8						8	8					8	14,142	
	5	18	18					18	16					17	12,764	
	6	8	8					8	8					8	10,500	
	7	8	8					8	8					8	13,433	
	8	9	9					9	9					9	12,166	
	9	3	3					3	3					3		
	10	1	1					1	1					1		
	11	12	11		1				12	12					12	17,388
	12	7	6						7	6					7	16,500
	13	1	1						1	1					1	
	14	8	4	3	4	6			8	7			4	4,423	8	17,569
	15	16	15						16	16					16	14,464
	17	11	11						11	11					11	12,409
	18	3	3						3	3					3	12,000
	19	11	10						11	10					11	15,011
	20	6	6						6	6					6	22,000
	21	1	1						1	1					1	
	22	7	7						7	7					7	16,071
	23	21	20						21	20					21	16,275
	27	1	1						1	1					1	
	28	2	2						2	2					2	
	29	5	5						5	5					5	9,900
	30	13	13						13	13					13	15,900
31	5	5						5	5					5	5,760	
32	9	9						9	9					9	5,200	
33	4	4						4	4					4	7,125	
34	9	7						9	9					9	6,800	
40	6	2	4					6	6				4	4,250	6	
43	3	3						3	3					3	7,833	
44	5	5						5	5					5	9,600	
45	1	1						1	1					1		
46	8	8						8	8					8	4,137	
47	2	2						2	2					2		
48	3	3						3	3					3	3,166	
49	11	7	3					11	10					11	7,466	
50	3	3						3	3					3	5,666	
51	5	4						5	5					5	4,666	
52	3	2						3	3					3		
53	6	4						6	6					6	6,375	
54	5	5						5	5					5		
56	6	3						6	6					6	4,500	
															4,333	

¹For renter - occupied dwelling units and vacant nonseasonal not dilapidated units, for rent.
²For owner - occupied dwelling units and vacant nonseasonal not dilapidated units, for sale only.

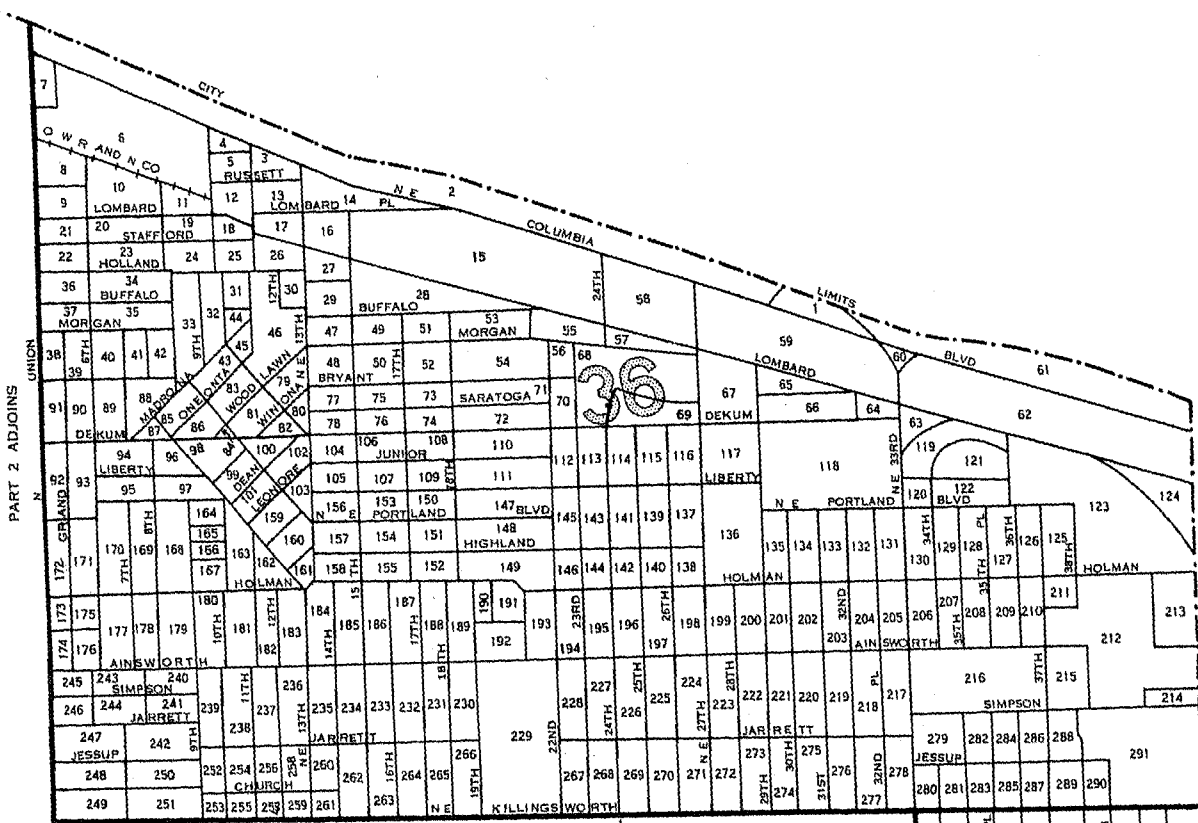
PORTLAND, OREGON, BY CENSUS TRACTS: 1950
KEY MAP



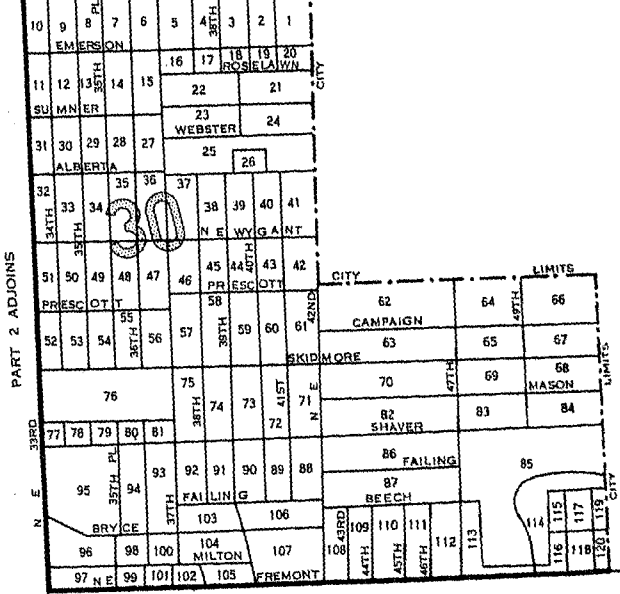
LEGEND
TRACT NUMBER 9
PART NUMBER 1

PORTLAND, OREGON, BY CENSUS TRACTS AND BLOCKS: 1950

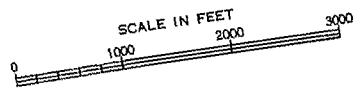
PART 1 OF 21 PARTS



PART 2 ADJOINS



PART 12 ADJOINS



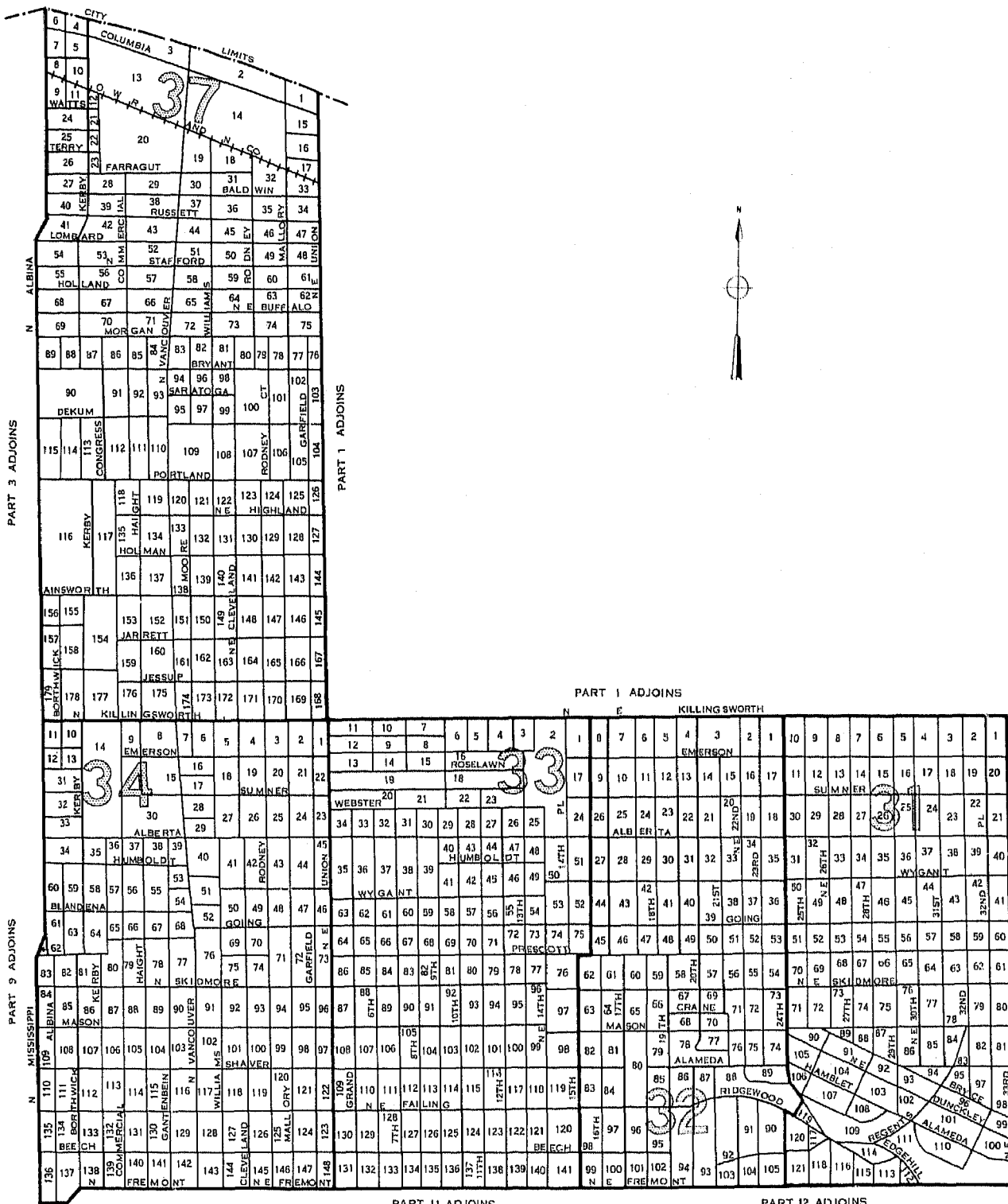
LEGEND

25
2

BLOCK NUMBERS
 TRACT NUMBERS
 TRACT BOUNDARIES
 U.S. DEPARTMENT OF COMMERCE BUREAU OF THE CENSUS

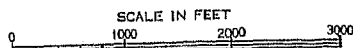
PORTLAND, OREGON, BY CENSUS TRACTS AND BLOCKS: 1950

PART 2 OF 21 PARTS



PART 11 ADJOINS

PART 12 ADJOINS



LEGEND

BLOCK NUMBERS 25

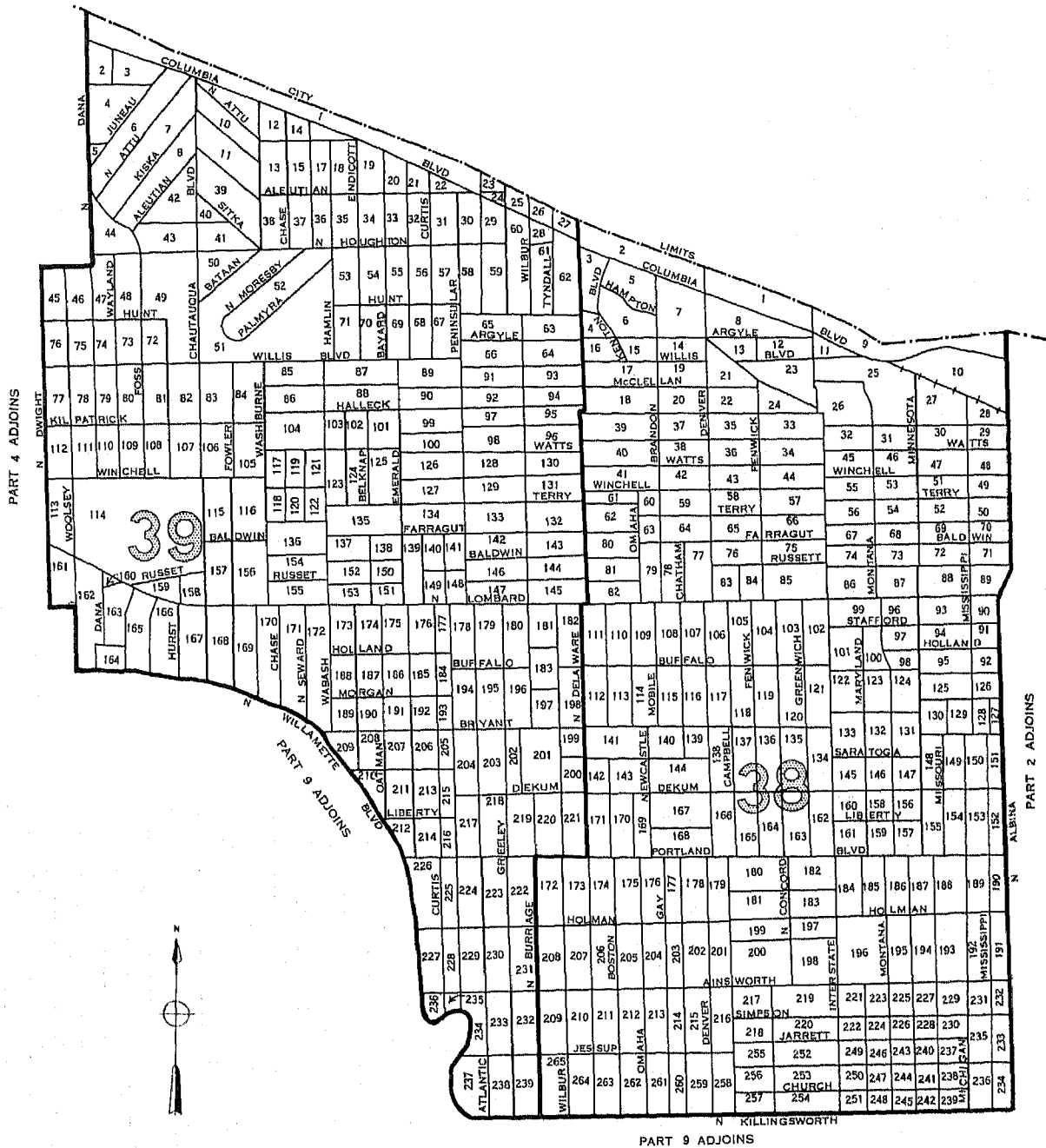
TRACT NUMBERS 37

TRACT BOUNDARIES

U.S. DEPARTMENT OF COMMERCE, BUREAU OF THE CENSUS

PORTLAND, OREGON, BY CENSUS TRACTS AND BLOCKS: 1950

PART 3 OF 21 PARTS



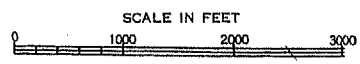
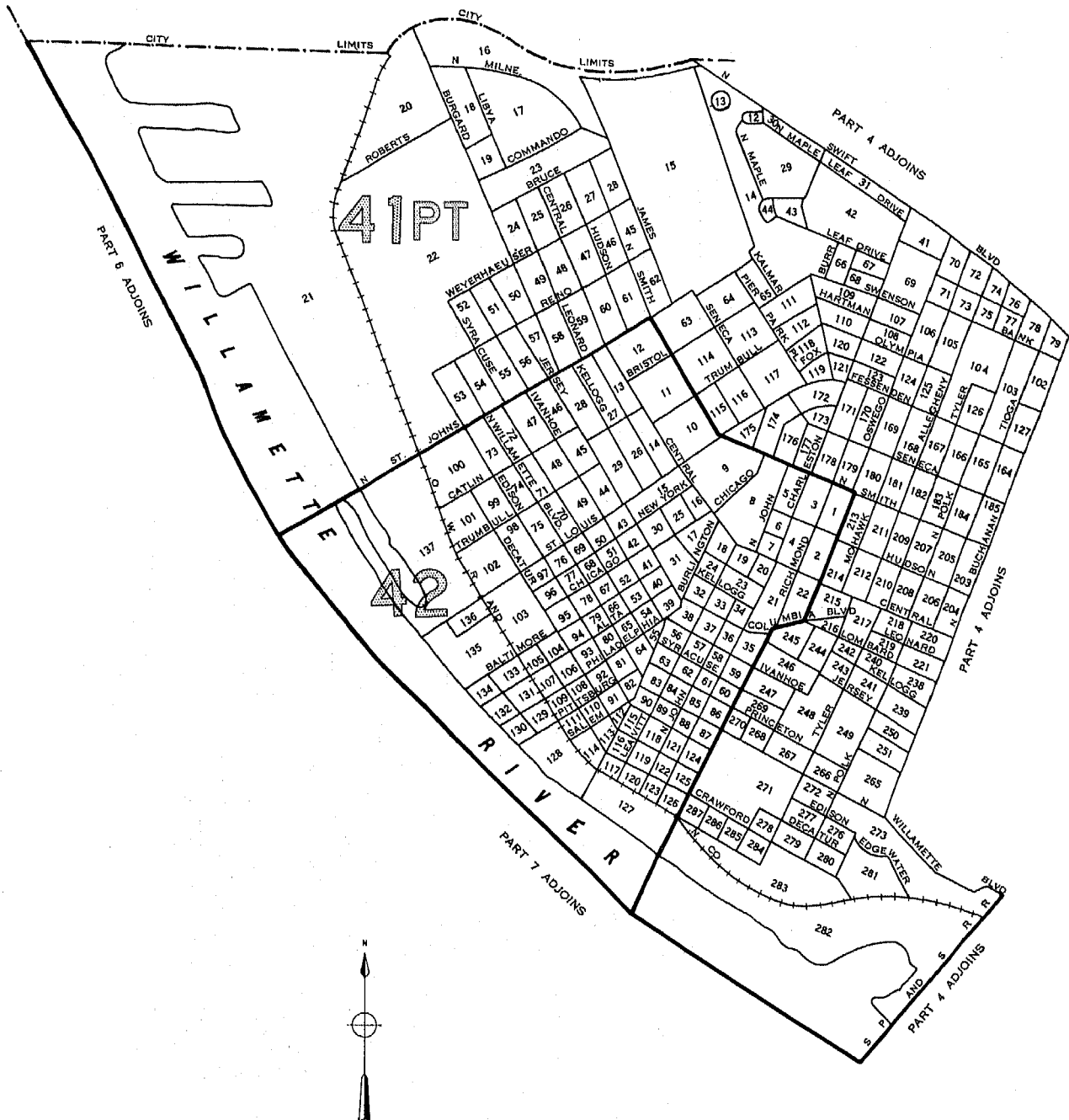
SCALE IN FEET
 0 1000 2000 3000

LEGEND

BLOCK NUMBERS
 TRACT NUMBERS
 TRACT BOUNDARIES
 U.S. DEPARTMENT OF COMMERCE. BUREAU OF THE CENSUS

PORTLAND, OREGON, BY CENSUS TRACTS AND BLOCKS: 1950

PART 5 OF 21 PARTS



LEGEND

BLOCK NUMBERS 25

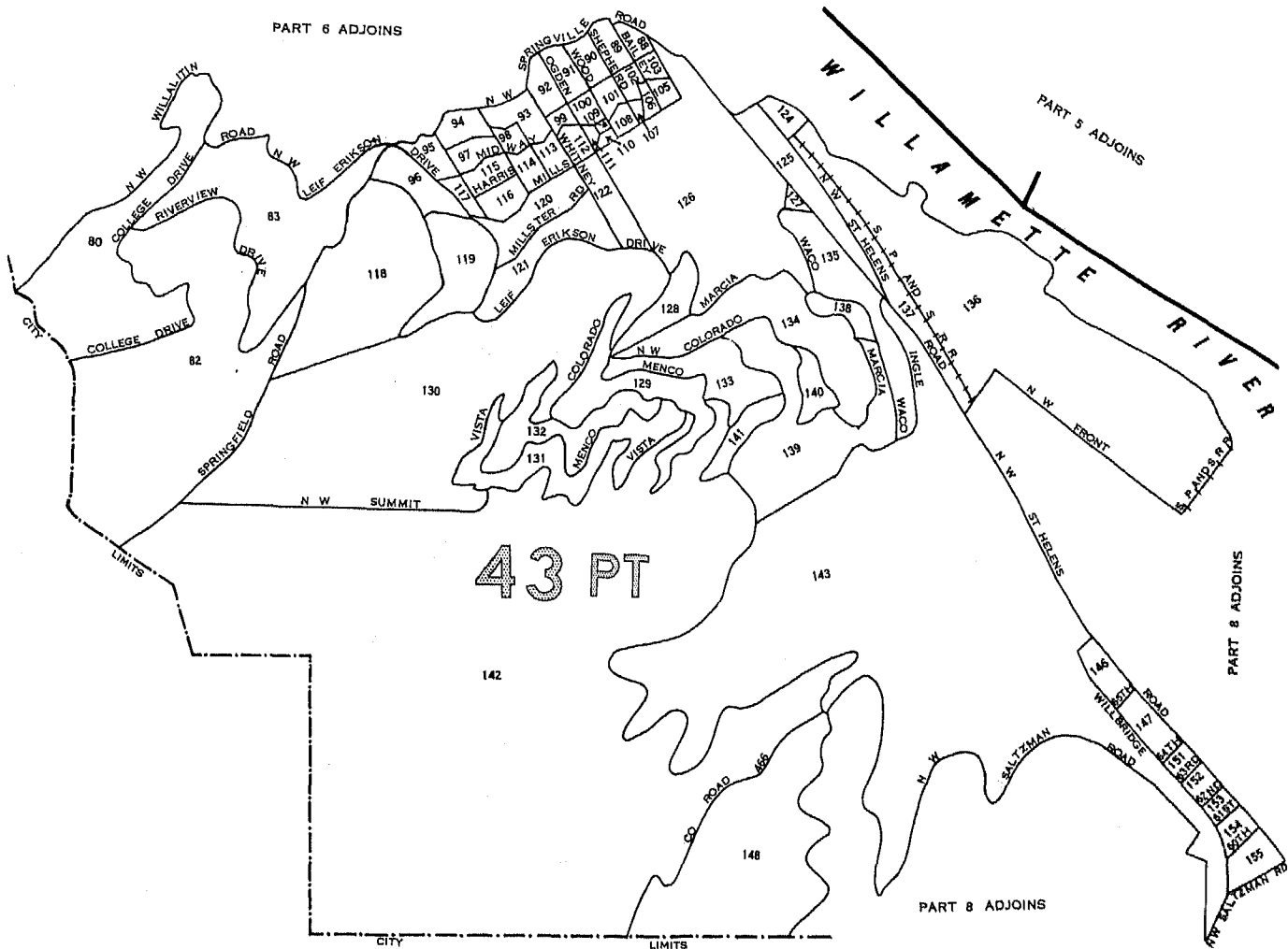
TRACT NUMBERS 2

TRACT BOUNDARIES

U.S. DEPARTMENT OF COMMERCE, BUREAU OF THE CENSUS

PORTLAND OREGON, BY CENSUS TRACTS AND BLOCKS: 1950

PART 7 OF 21 PARTS



LEGEND

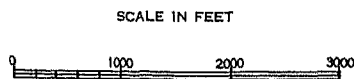
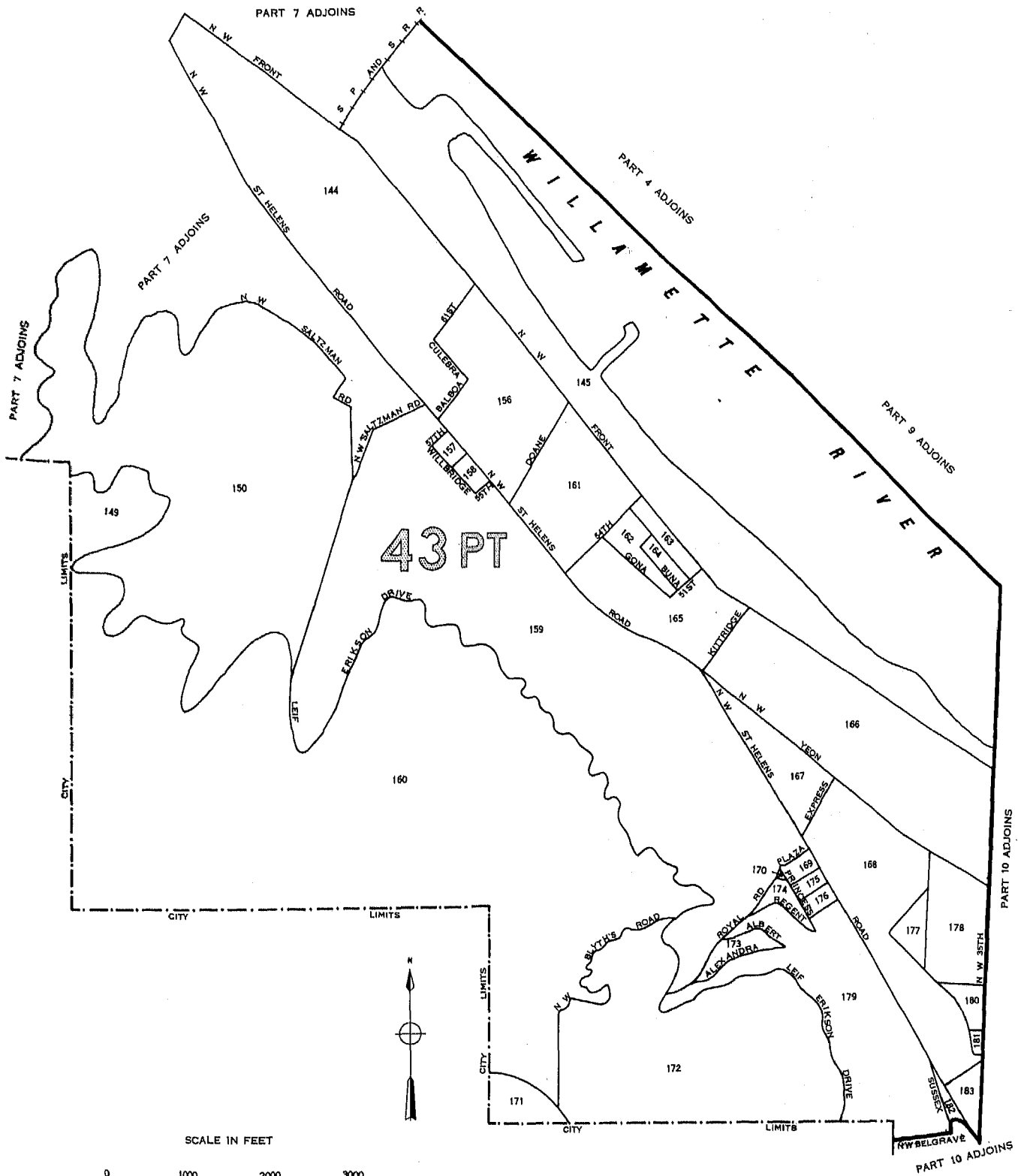
- BLOCK NUMBERS
- TRACT NUMBERS
- TRACT BOUNDARIES
- U.S. DEPARTMENT OF COMMERCE, BUREAU OF THE CENSUS

25

2

PORTLAND, OREGON, BY CENSUS TRACTS AND BLOCKS: 1950

PART 8 OF 21 PARTS



LEGEND

BLOCK NUMBERS 25

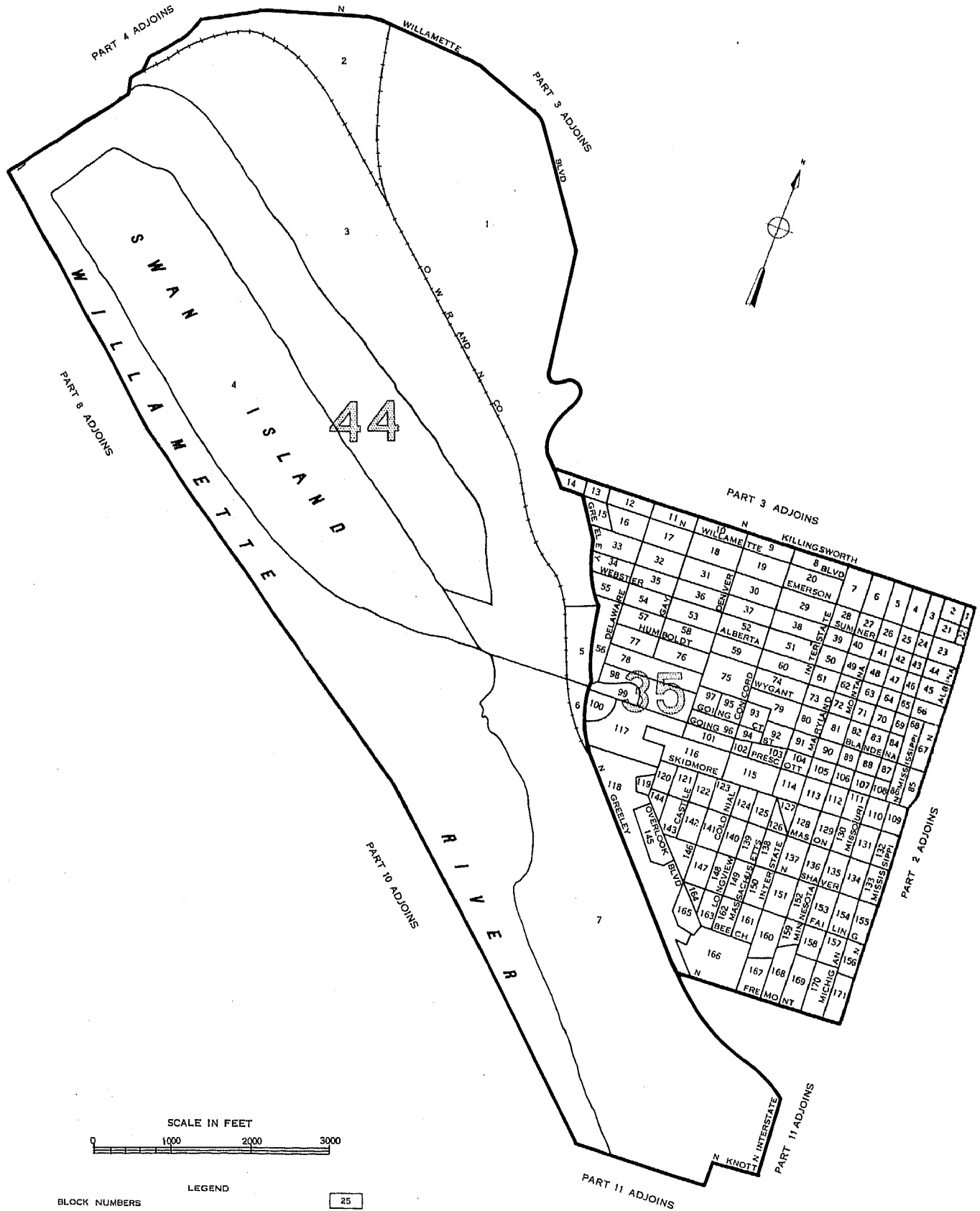
TRACT NUMBERS 2

TRACT BOUNDARIES

U.S. DEPARTMENT OF COMMERCE, BUREAU OF THE CENSUS

PORTLAND, OREGON, BY CENSUS TRACTS AND BLOCKS: 1950

PART 9 OF 21 PARTS



LEGEND

BLOCK NUMBERS 25

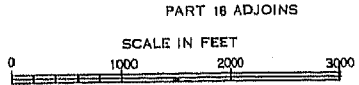
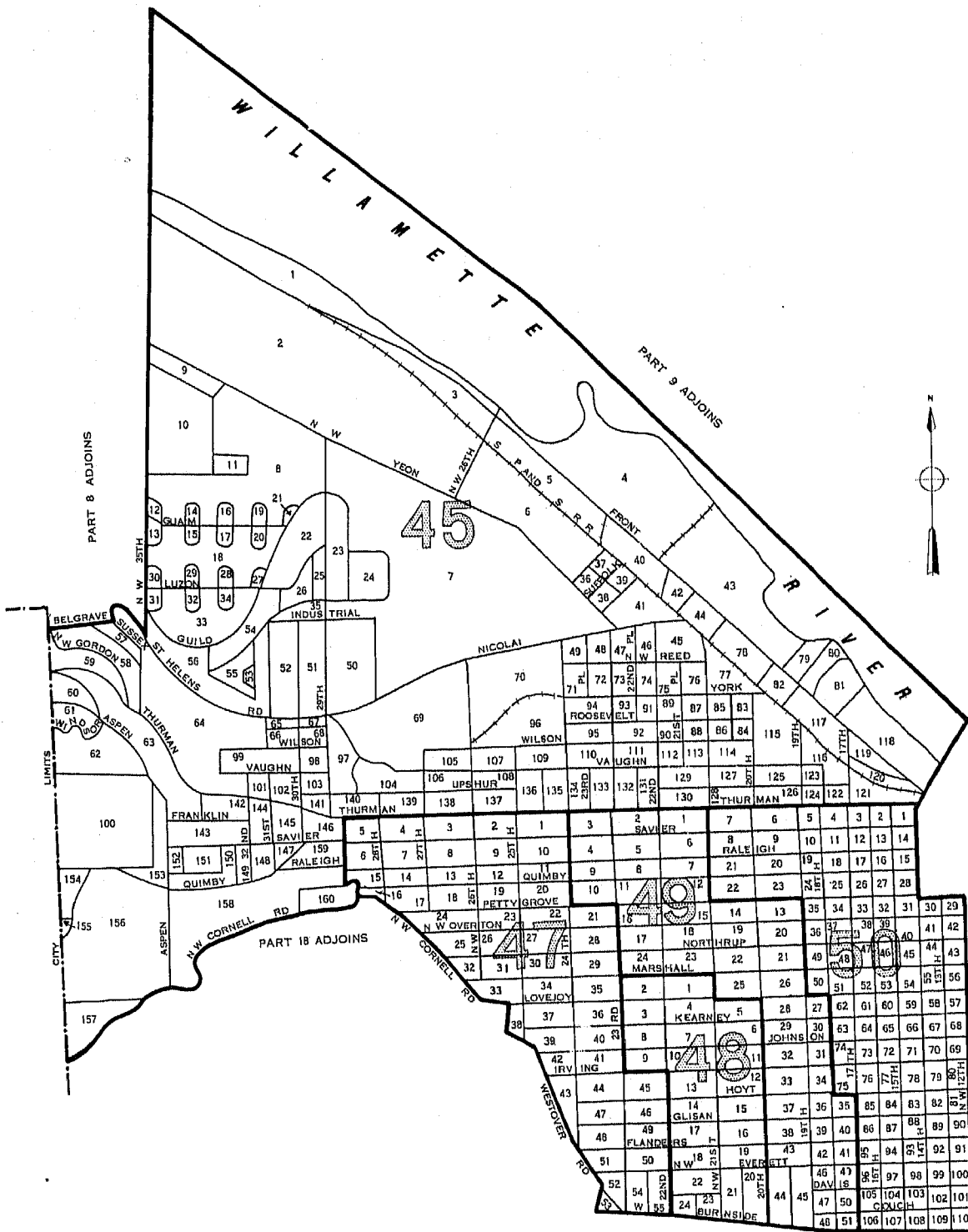
TRACT NUMBERS 2

TRACT BOUNDARIES

U.S. DEPARTMENT OF COMMERCE, BUREAU OF THE CENSUS

PORTLAND, OREGON , BY CENSUS TRACTS AND BLOCKS: 1950

PART 10 OF 21 PARTS



LEGEND

BLOCK NUMBERS

TRACT NUMBERS

TRACT BOUNDARIES

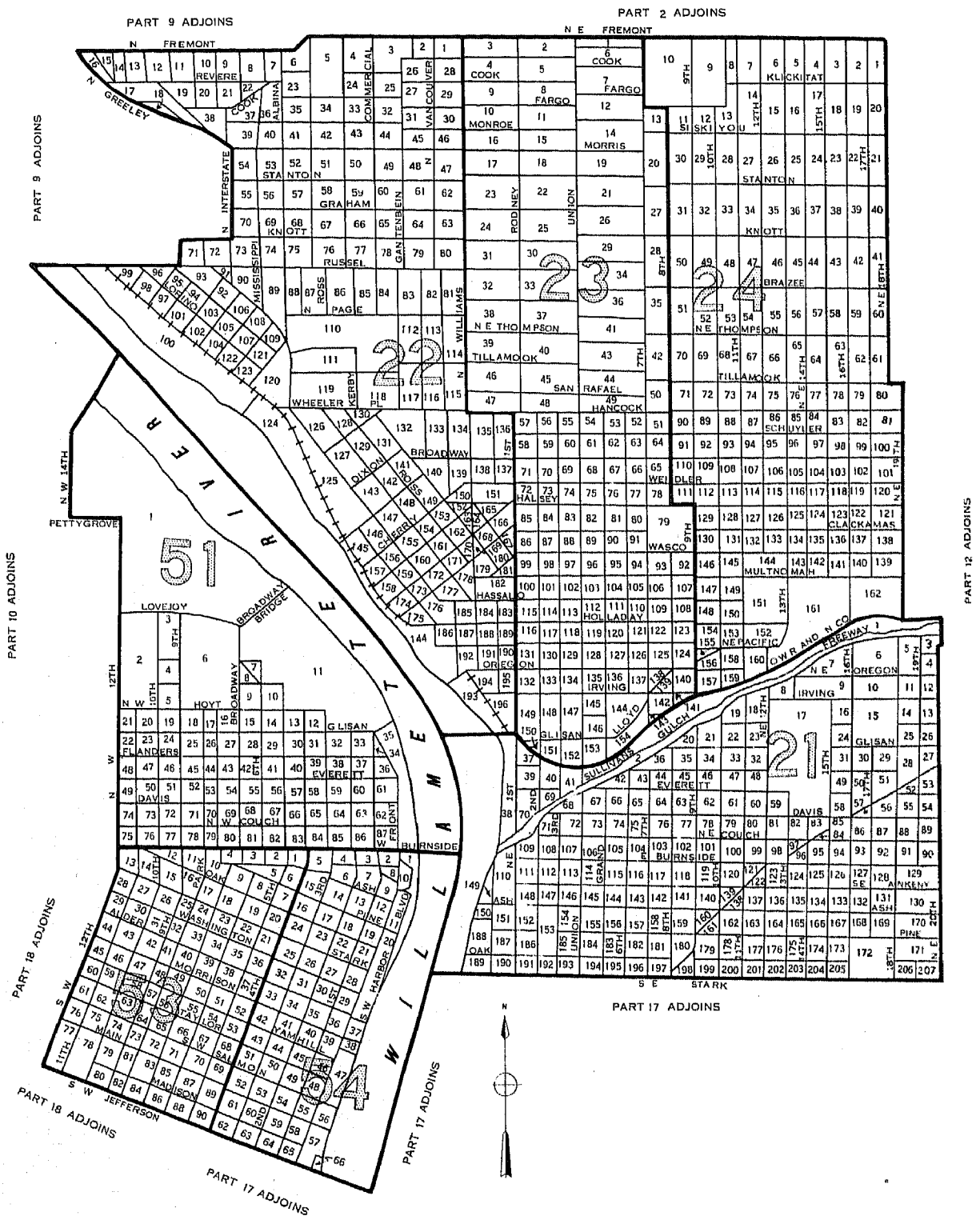
U.S. DEPARTMENT OF COMMERCE, BUREAU OF THE CENSUS

25

2

PORTLAND, OREGON, BY CENSUS TRACTS AND BLOCKS: 1950

PART 11 OF 21 PARTS



LEGEND

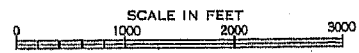
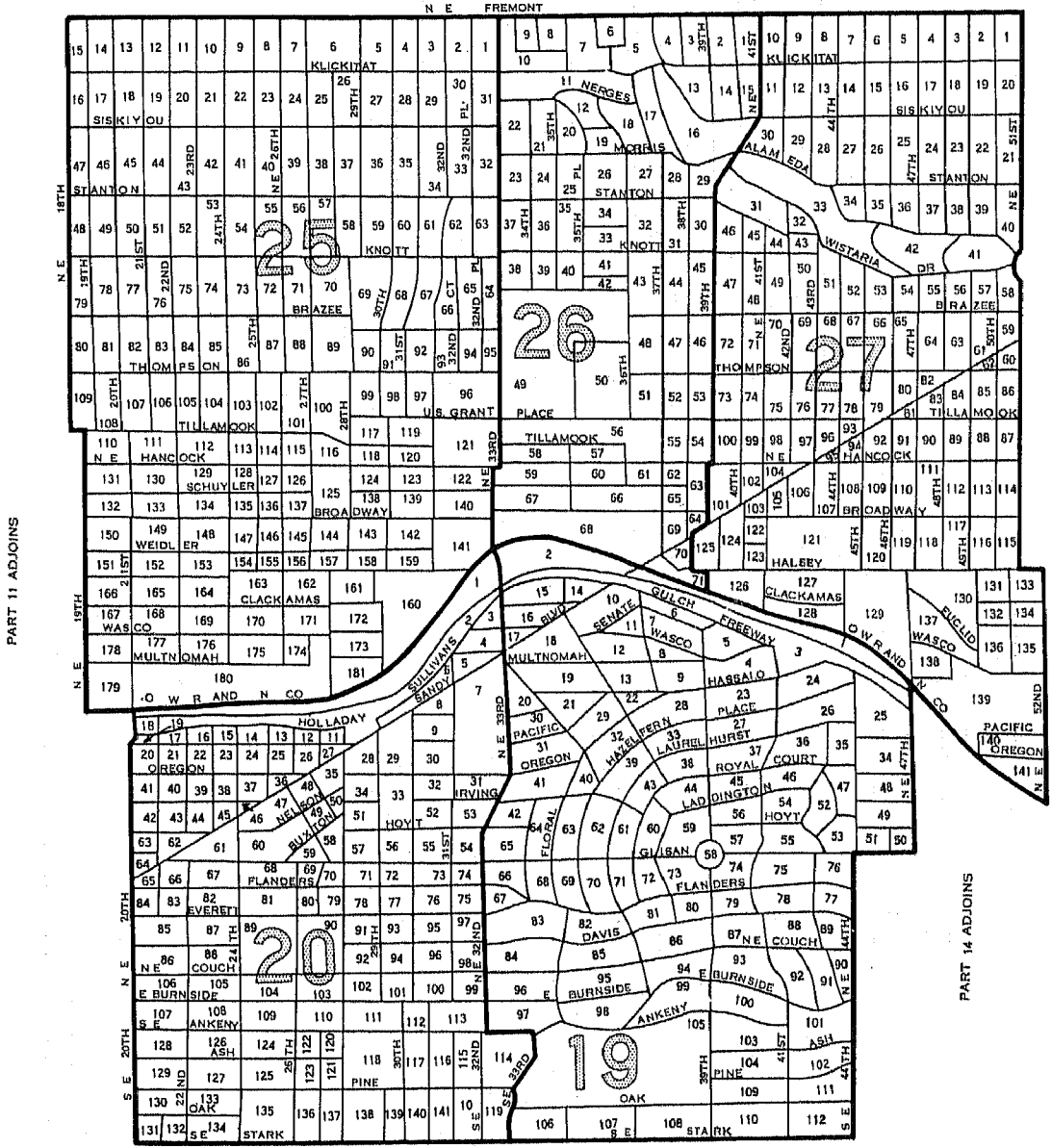
25 BLOCK NUMBERS
25 TRACT NUMBERS
25 TRACT BOUNDARIES
 U.S. DEPARTMENT OF COMMERCE, BUREAU OF THE CENSUS

PORTLAND, OREGON, BY CENSUS TRACTS AND BLOCKS: 1950

PART 12 OF 21 PARTS

PART 2 ADJOINS

PART 1 ADJOINS



LEGEND

BLOCK NUMBERS 25

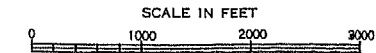
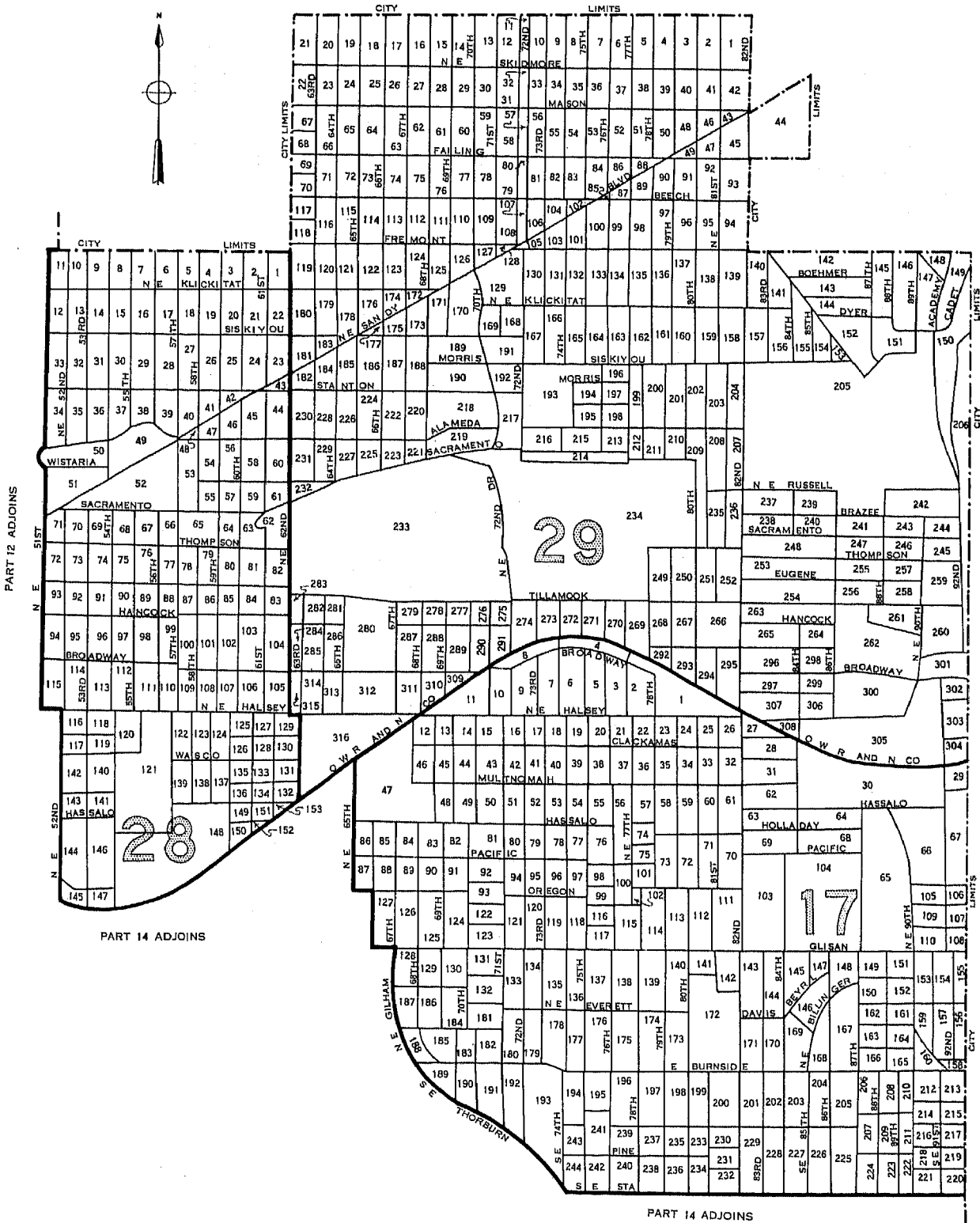
TRACT NUMBERS 2

TRACT BOUNDARIES

U.S. DEPARTMENT OF COMMERCE, BUREAU OF THE CENSUS

PORTLAND, OREGON, BY CENSUS TRACTS AND BLOCKS: 1950

PART 13 OF 21 PARTS

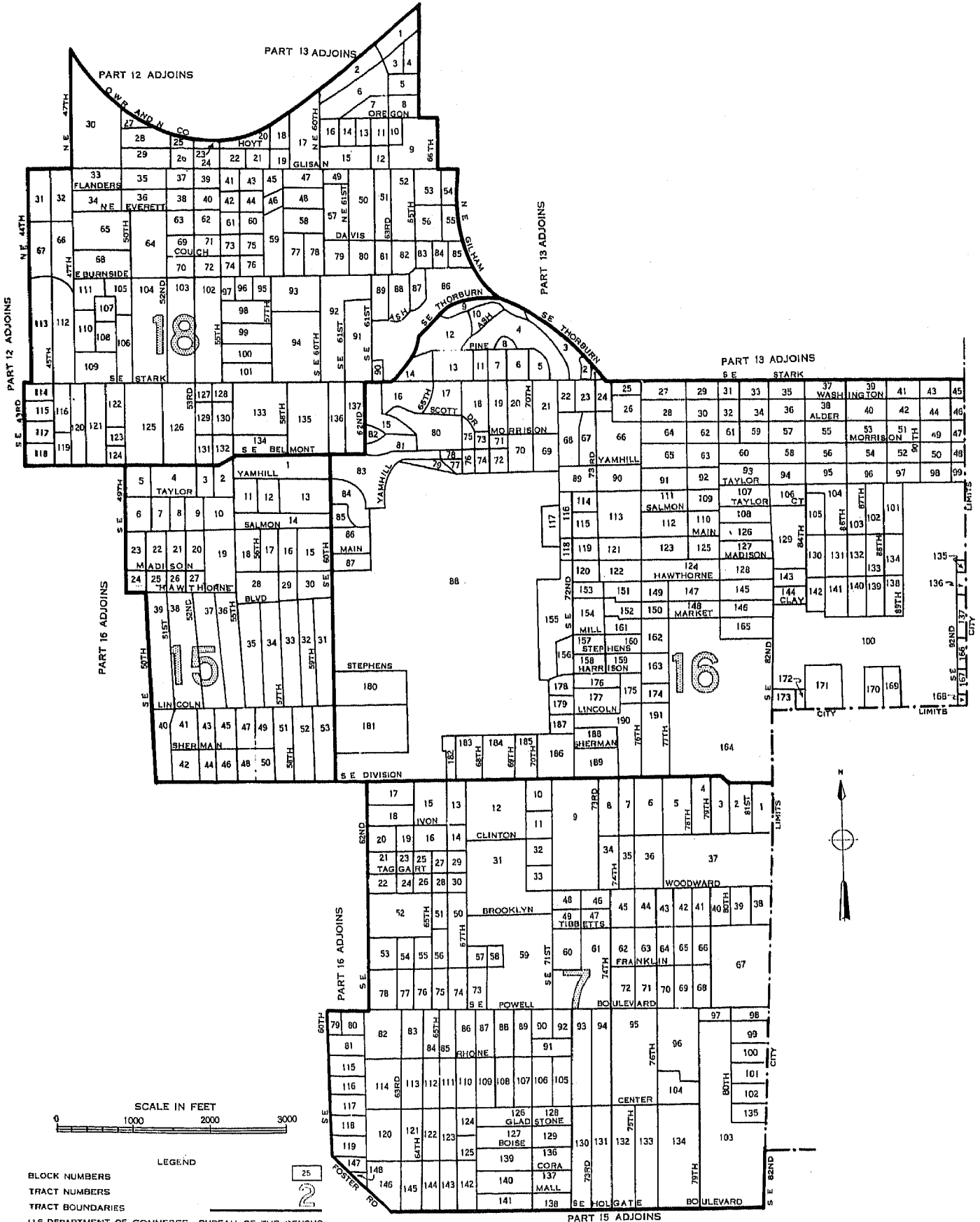


LEGEND

- BLOCK NUMBERS
- TRACT NUMBERS
- TRACT BOUNDARIES
- U.S. DEPARTMENT OF COMMERCE, BUREAU OF THE CENSUS

PORTLAND, OREGON, BY CENSUS TRACTS AND BLOCKS: 1950

PART 14 OF 21 PARTS



SCALE IN FEET
 0 1000 2000 3000

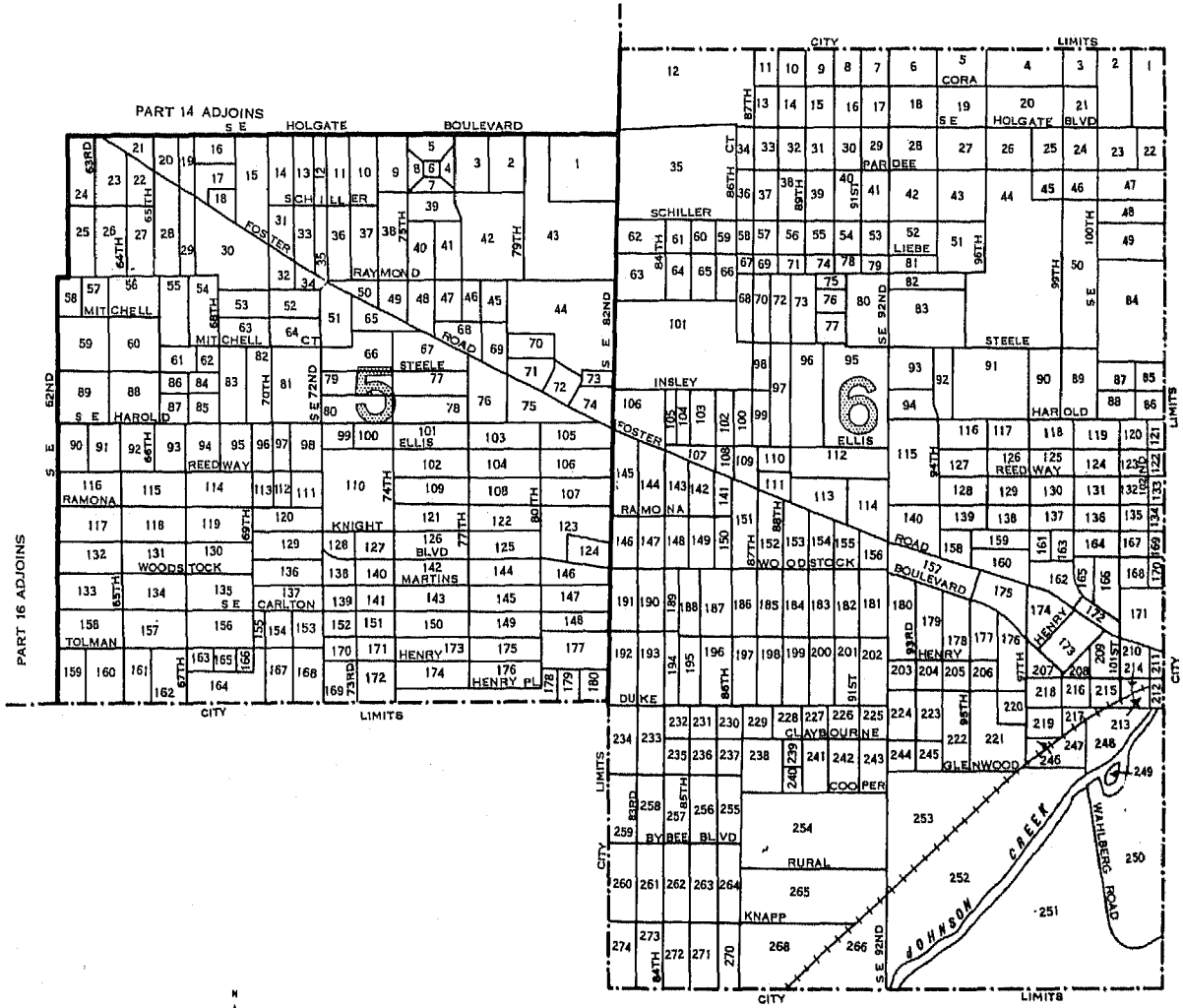
LEGEND

BLOCK NUMBERS
 TRACT NUMBERS
 TRACT BOUNDARIES

U.S. DEPARTMENT OF COMMERCE, BUREAU OF THE CENSUS

PORTLAND, OREGON . BY CENSUS TRACTS AND BLOCKS: 1950

PART 15 OF 21 PARTS



SCALE IN FEET
 0 1000 2000 3000

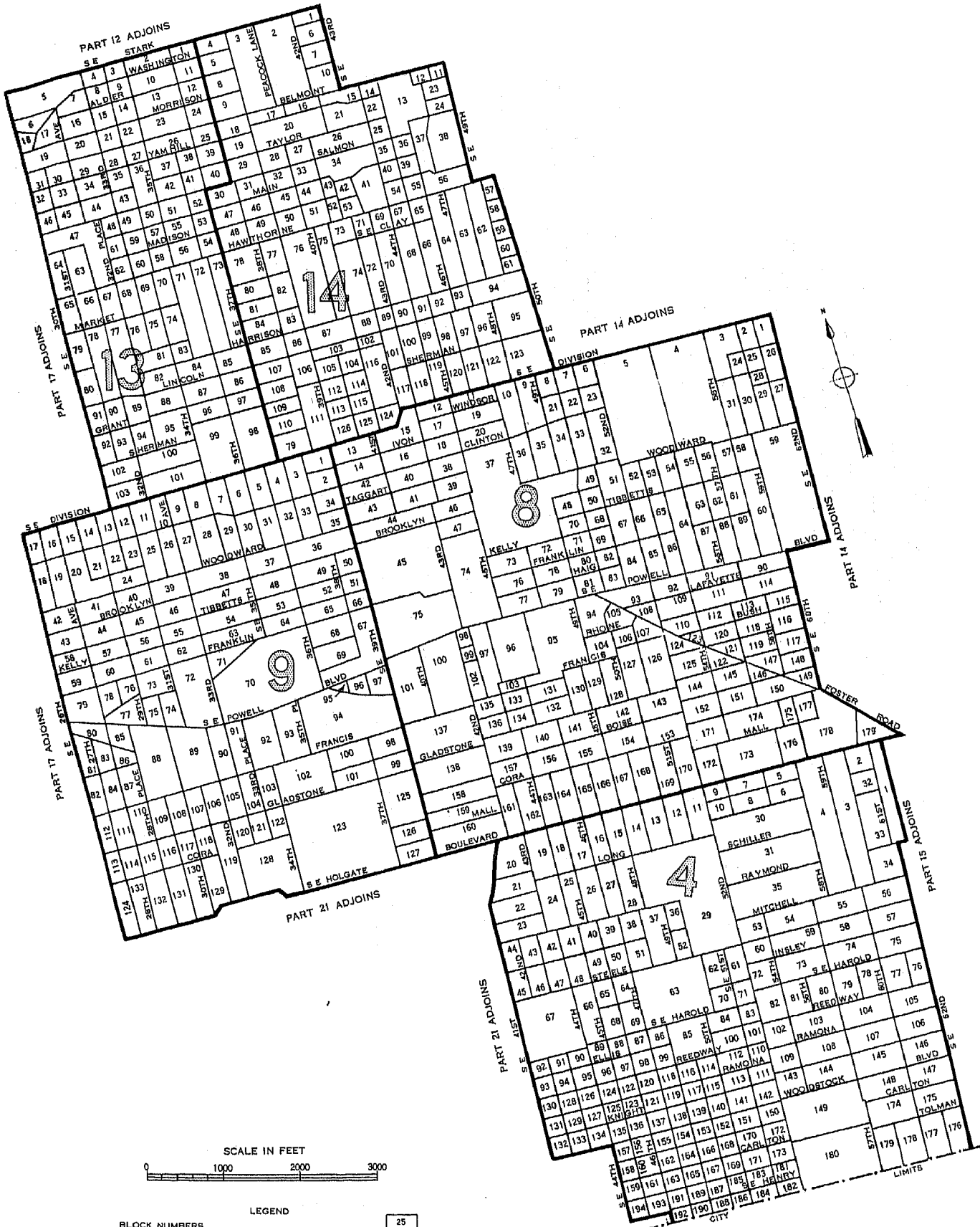
LEGEND

BLOCK NUMBERS
 TRACT NUMBERS
 TRACT BOUNDARIES

U.S. DEPARTMENT OF COMMERCE, BUREAU OF THE CENSUS

PORTLAND, OREGON, BY CENSUS TRACTS AND BLOCKS: 1950

PART 16 OF 21 PARTS



LEGEND

BLOCK NUMBERS

TRACT NUMBERS

TRACT BOUNDARIES

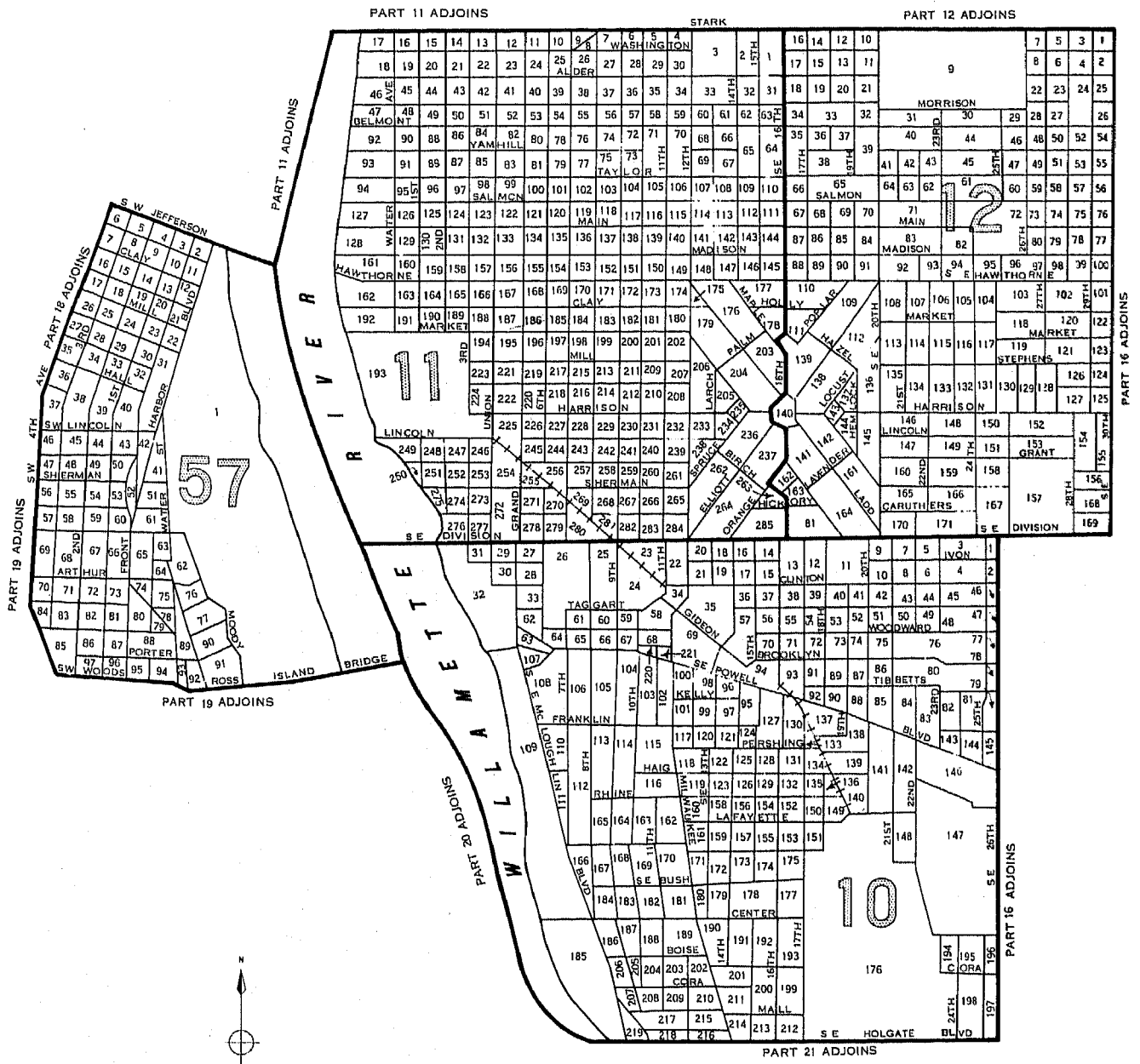
U.S. DEPARTMENT OF COMMERCE, BUREAU OF THE CENSUS

25

2

PORTLAND, OREGON, BY CENSUS TRACTS AND BLOCKS: 1950

PART 17 OF 21 PARTS



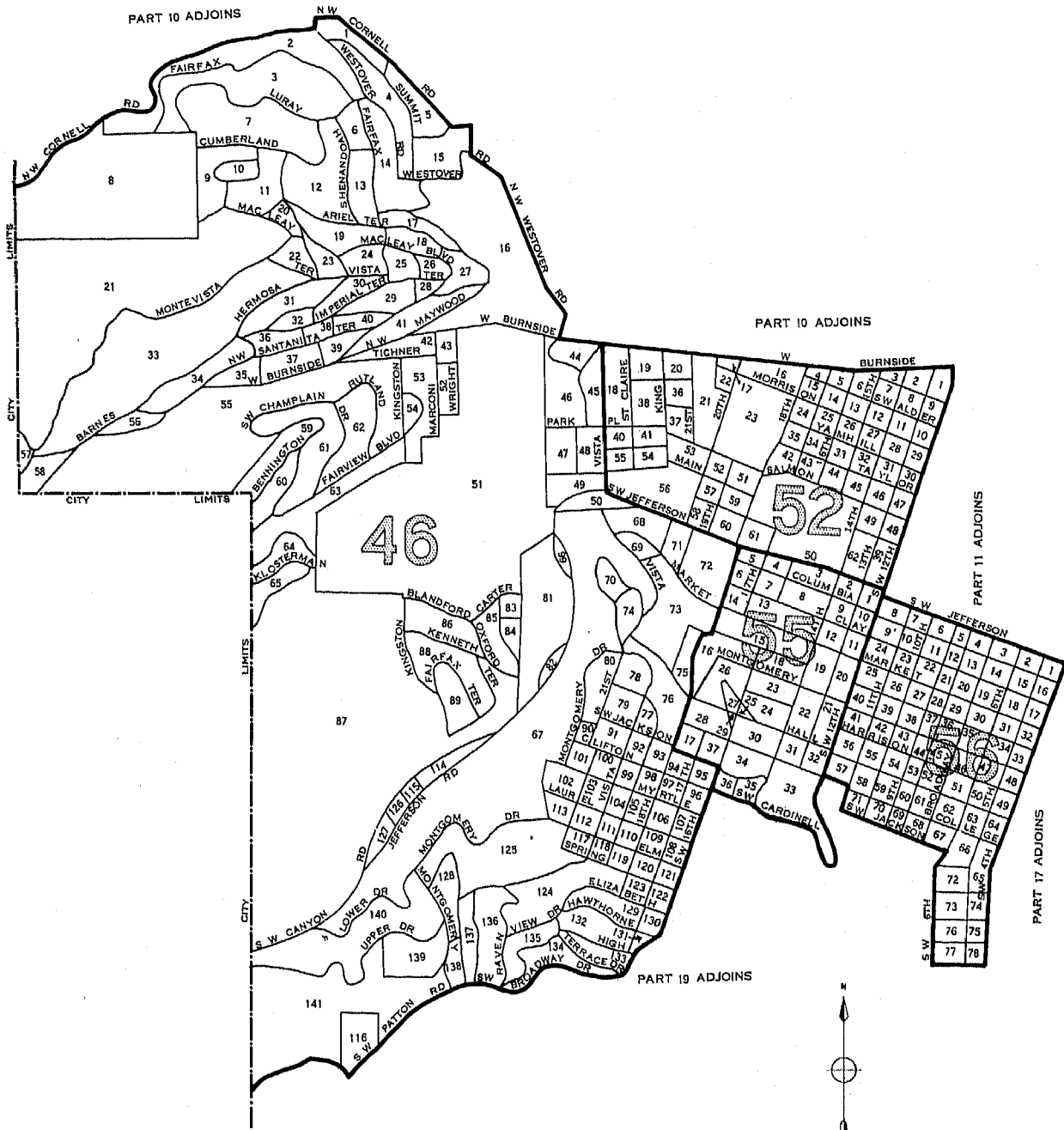
LEGEND

- BLOCK NUMBERS
- TRACT NUMBERS
- TRACT BOUNDARIES
- U.S. DEPARTMENT OF COMMERCE BUREAU OF THE CENSUS


25

PORTLAND, OREGON, BY CENSUS TRACTS AND BLOCKS: 1950

PART 18 OF 21 PARTS



SCALE IN FEET



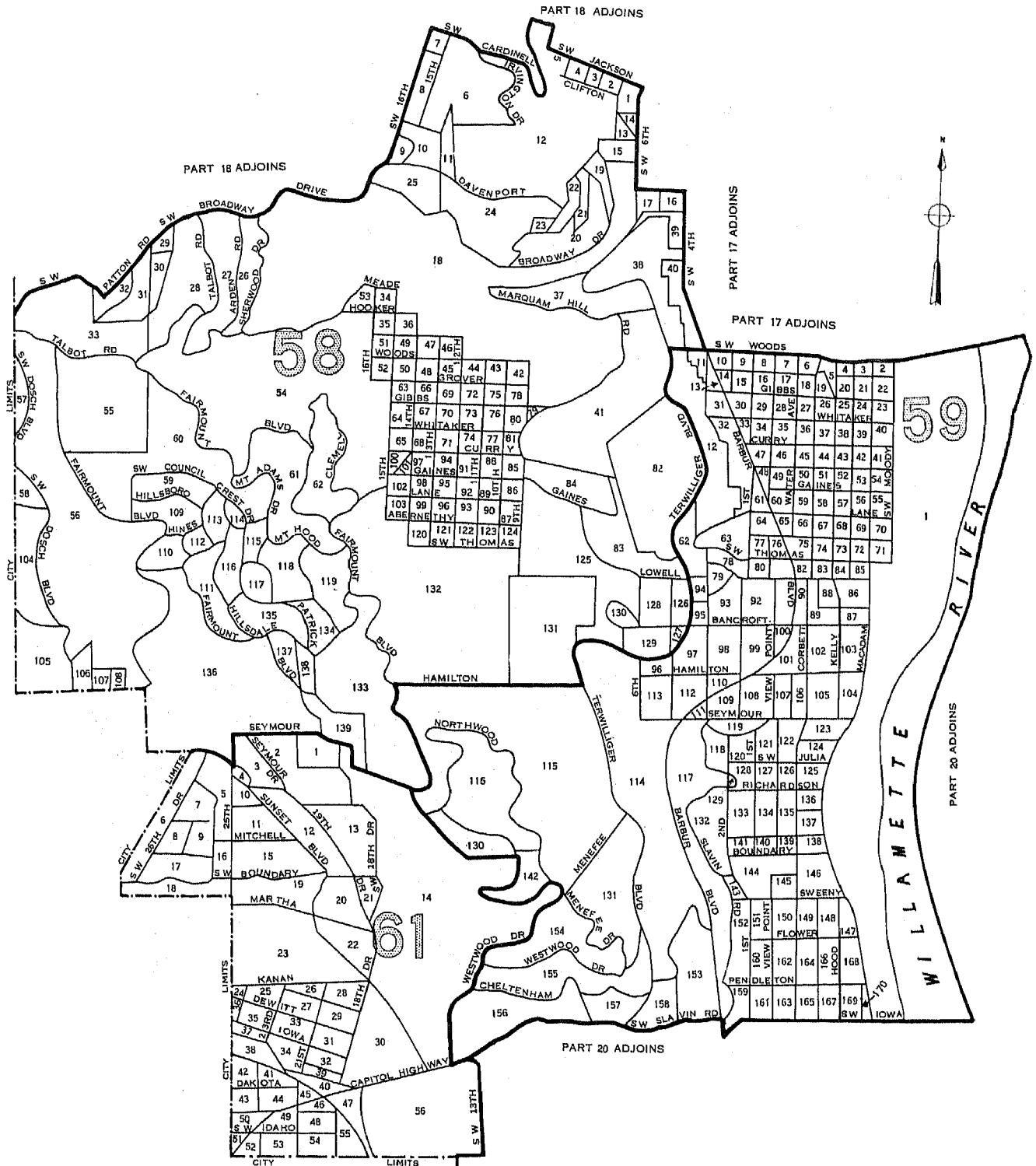
LEGEND

- BLOCK NUMBERS
- TRACT NUMBERS
- TRACT BOUNDARIES
- U.S. DEPARTMENT OF COMMERCE, BUREAU OF THE CENSUS



PORTLAND, OREGON, BY CENSUS TRACTS AND BLOCKS: 1950

PART 19 OF 21 PARTS



LEGEND

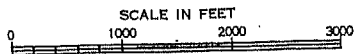
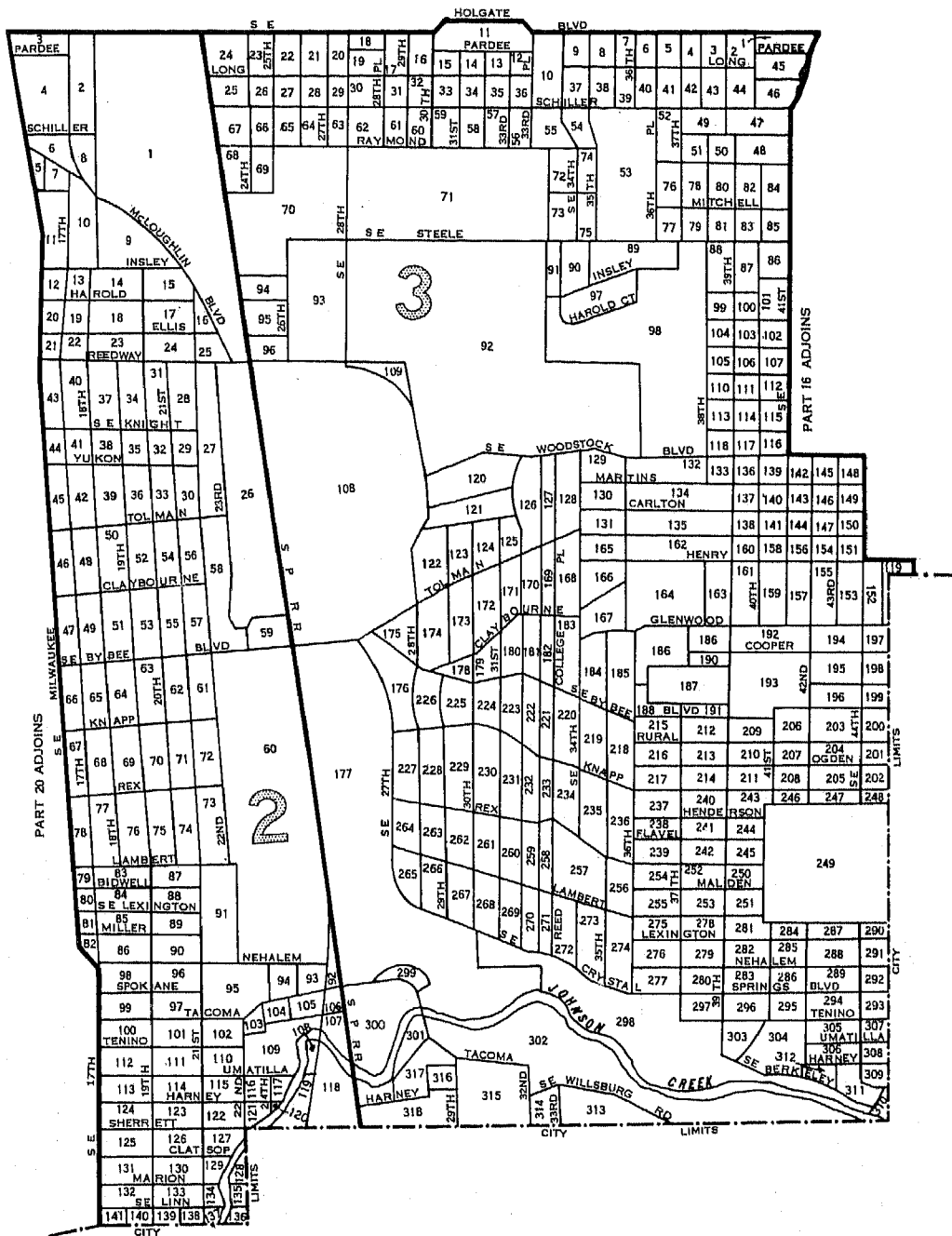
- BLOCK NUMBERS
- TRACT NUMBERS
- TRACT BOUNDARIES
- U.S. DEPARTMENT OF COMMERCE, BUREAU OF THE CENSUS

PORTLAND, OREGON , BY CENSUS TRACTS AND BLOCKS: 1950

PART 21 OF 21 PARTS

PART 17 ADJOINS

PART 16 ADJOINS




LEGEND

- BLOCK NUMBERS
- TRACT NUMBERS
- TRACT BOUNDARIES
- U.S. DEPARTMENT OF COMMERCE, BUREAU OF THE CENSUS

25
2

1950 UNITED STATES CENSUS OF HOUSING

U. S. DEPARTMENT OF COMMERCE • BUREAU OF THE CENSUS



**PORTSMOUTH, VA. BLOCK
STATISTICS**

U. S. CENSUS OF HOUSING: 1950

Volume

- I General Characteristics
- II Nonfarm Housing Characteristics
- III Farm Housing Characteristics
- IV Residential Financing
- V Block Statistics

Housing statistics for census tracts are to be included in the Population reports on census tracts.

U. S. CENSUS OF POPULATION: 1950

Volume

- I Number of Inhabitants
- II Characteristics of the Population

Succeeding volumes will cover the following subjects:

Census Tracts, Nativity and Parentage, Nonwhite Population by Race, Persons of Spanish Surname, Institutional Population, Differential Fertility, Labor Force Characteristics, Occupation, Industry, Income, Internal Migration, Education, Characteristics of Families and Households.

UNITED STATES CENSUS of HOUSING : 1950
U. S. DEPARTMENT OF COMMERCE BUREAU OF THE CENSUS
CHARLES SAWYER, Secretary ROY V. PEEL, Director



BLOCK STATISTICS

**PORTSMOUTH
VIRGINIA**


*Prepared under the supervision of
Howard G. Brunzman, Chief
Population and Housing Division*

1950 HOUSING CENSUS REPORT

VOLUME V, PART 150

UNITED STATES GOVERNMENT PRINTING OFFICE 1951

BLOCKS • WARDS





BUREAU OF THE CENSUS

ROY V. PEEL, *Director*

A. ROSS ECKLER, *Deputy Director*
HOWARD C. GRIEVES, *Assistant Director*
CONRAD TAEUBER, *Assistant Director*
MORRIS H. HANSEN, *Assistant Director for Statistical Standards*
ROBERT Y. PHILLIPS, *Assistant Director for Operations*
CALVERT L. DEDRICK, *Coordinator, International Statistics*
FRANK R. WILSON, *Information Assistant to the Director*

Population and Housing Division—

HOWARD G. BRUNSMAN, *Chief*
WAYNE F. DAUGHERTY, *Assistant Chief for Housing*
ROBERT B. VOIGHT, *Assistant Chief for Operations*
HENRY S. SHRYOCK, JR., *Assistant Chief for Population*
EDWIN D. GOLDFIELD, *Program Coordinator*

Quality and Equipment Statistics—Robert C. Hamer, *Chief*
Inventory Statistics—Carl A. S. Coan, *Chief*
Developmental Programs—J. Hugh Rose, *Chief*
Residential Financing—Junia H. Honnold, *Chief*
Territories and Possessions—Joel Williams, *Chief*
Statistical Sampling—Joseph Steinberg, *Chief*
Statistical Procedure—Morton A. Meyer, *Chief*
Processing Operations—Milton D. Lieberman, *Chief*

Administrative Service Division—WALTER L. KUIRES, *Chief*
Agriculture Division—RAY HURLEY, *Chief*
Budget Officer—CHARLES H. ALEXANDER
Business Division—HARVEY KAILIN, *Acting Chief*
Field Division—LOWELL T. GALT, *Chief*
Foreign Trade Division—J. EDWARD FLY, *Chief*
Geography Division—CLARENCE E. BATSCHIELET, *Chief*
Governments Division—ALLEN D. MANVEL, *Chief*
Industry Division—MAXWELL R. CONKLIN, *Chief*
Machine Tabulation Division—C. F. VAN AKEN, *Chief*
Personnel Division—HELEN D. ALMON, *Chief*

SUGGESTED IDENTIFICATION

U. S. Bureau of the Census. *U. S. Census of Housing: 1950. Vol. V, Block Statistics, Part 150.*
U. S. Government Printing Office, Washington, D. C., 1952.

For sale by the Superintendent of Documents, U. S. Government Printing Office, Washington 25, D. C.,
or any of the Field Offices of the Department of Commerce - Price 15 cents

PREFACE

This report presents statistics on characteristics of dwelling units by blocks for the city. The tabulations are based on data from the 1950 Census of Housing, taken as of April 1, 1950. Authorization for the 1950 Census of Housing as part of the Seventeenth Decennial Census was provided by the Housing Act of 1949, approved July 15, 1949.

The major portion of the information compiled from the 1950 Census of Housing appears in Volume I, *General Characteristics*; Volume II, *Nonfarm Housing Characteristics*; Volume III, *Farm Housing Characteristics*; Volume IV, *Residential Financing*; and Volume V, *Block Statistics*. Volume V consists of separate reports, issued as bulletins for each of the 209 cities which in 1940 or in a subsequent census had a population of 50,000 or more. These reports will not be bound into a single publication.

The subjects covered in both the 1950 and 1940 reports on characteristics of dwelling units by blocks are substantially similar.

This report was prepared under the direction of Howard G. Brunsman, Chief, Population and Housing Division, and Wayne F. Daugherty, Assistant Chief for Housing. Robert C. Hamer, Chief, Quality and Equipment Statistics Section, was in charge of coordinating the content and the format of the report with assistance from Carl A. S. Coan, Chief, Inventory Statistics Section; Floyd D. McNaughton, Chief, Equipment and Facilities Unit; Beulah Washabaugh, Chief, Tenure and Vacancy Unit; and Walter A. Hines. The compilation of the statistics was under the supervision of Robert B. Voight, Assistant Chief for Operations.

The collection of the information on which these statistics are based was under the supervision of Lowell T. Galt, Chief, Field Division. The geographic work, including the assignment of all block numbers and the preparation of maps, was under the supervision of Clarence E. Batschelet, Chief, Geography Division. The data were tabulated under the supervision of C. F. Van Aken, Chief, Machine Tabulation Division.

January 1952.

PORTSMOUTH, VA.

CONTENTS

INTRODUCTION

	Page		Page
General.....	1	Definitions and explanations—Continued	
Related reports.....	1	Persons per room.....	2
Use of data.....	1	Color of occupants.....	2
Comparability with 1940 Housing Census data.....	1	Contract monthly rent.....	2
Definitions and explanations.....	1	Value of one-dwelling-unit structures.....	2
Dwelling unit.....	1	Number reporting.....	2
Occupancy and tenure.....	2	Block identification.....	2
Condition and plumbing facilities.....	2		

TABLES

	Page
Table 1.—Characteristics of housing for the city: 1950.....	3
Table 2.—Characteristics of housing by wards: 1950.....	3
Table 3.—Characteristics of housing for wards, by blocks: 1950.....	4

Map of city, by blocks, appears following last page of tables.

BLOCK STATISTICS

INTRODUCTION

GENERAL

Volume V of the Reports on Housing consists of a separate report for each of the 209 cities which in 1940, or in a subsequent census prior to 1950, had a population of 50,000 or more. Each report presents for the city, by blocks, tabulations for a limited number of subjects obtained in the Census of Housing. The subjects in these reports are similar to those in the block statistics supplements to Volume I of the reports of the 1940 Census of Housing. The subjects in this report present the number of dwelling units classified by occupancy and tenure, condition and plumbing facilities, persons per room, color of occupants, average contract monthly rent of renter-occupied and selected vacant units, and the average value of one-dwelling-unit owner-occupied and selected vacant structures. In table 1, the statistics for these subjects are summarized for the city. Table 2 contains the statistics for wards; these are the only statistics for wards that will be published from the 1950 Census of Housing. In table 3, the data are presented by blocks within wards and block areas. Maps identifying the location of each block and the ward boundaries are a part of this report.

Related reports.—Related statistics for this city are contained in the Reports on Housing, Volume I, *General Characteristics*; and in the Reports on Population, Volume I, *Number of Inhabitants*, and Volume II, *Characteristics of the Population*.

The Reports on Housing for each State in Volume I present data on the characteristics of dwelling units for the State by residence (urban, rural nonfarm, and rural farm), for standard metropolitan areas, urbanized areas, counties, for urban places, places of 1,000 to 2,500 inhabitants, and rural-nonfarm and rural-farm dwelling units for each county. Each report includes the following subjects: occupancy, tenure, race of occupants, type of structure, year built, condition and plumbing facilities, water supply, toilet and bathing facilities, number of rooms, number of persons, persons per room, electric lighting, heating equipment, heating and cooking fuels, refrigeration equipment, kitchen sink, radio, television, and, for nonfarm units, the contract monthly rent, gross monthly rent, and value of one-dwelling-unit structures.

Volume I of the Reports on Population shows the 1950 population of each county and of each minor civil division within the county. It also contains figures for each incorporated place, for each unincorporated place with 1,000 or more inhabitants, and for incorporated places of 5,000 or more by wards. A special series of tables presents data for each urbanized area giving the incorporated places and portions of minor civil divisions within it.

Volume II of the 1950 Population Reports contains statistics on the general characteristics of the population. Chapter A of this volume repeats the figures on number of inhabitants as shown in Volume I; Chapter B presents demographic, economic, and social characteristics of the population; and Chapter C gives more detailed cross-classifications for States and large cities and standard metropolitan areas.

Use of data.—The tabulation of housing characteristics for areas as small as city blocks provides descriptive material of considerable value for technical studies of housing in the city. The statistics will be useful in compiling totals for special types of areas that may be defined to meet the requirements of individual investigators. Users of the data should bear in mind that in

practically all cases the data for a given block represent the work of only one enumerator. Consequently, housing characteristics for blocks are subject to a wider margin of error than is to be expected in the figures for tracts or wards which represent returns made by a number of enumerators. Misinterpretation of instructions by one enumerator may cause a significant bias in the statistics for a block even though it may have a negligible effect upon the figures for larger areas. In particular, the enumeration of "condition" depended to a considerable extent upon the judgment of the individual enumerator. Also, failure to indicate the correct block number for a significant number of dwelling units may introduce errors into the block data.

Comparability with 1940 Housing Census data.—In the 1940 Census of Housing, reports entitled "Block Statistics" were issued as supplements to the first series of Housing bulletins. These supplements consisted of separate reports for each of the 191 cities which had 50,000 inhabitants or more in 1930.

In the 1950 reports, the block numbers used are different, in most cases, from those used in the 1940 reports. Therefore, to compare 1940 and 1950 data for a given block, it is necessary to locate the block on the maps to obtain the corresponding 1940 and 1950 block numbers.

The subjects in both the 1940 and 1950 reports are substantially similar. However, data on number of structures, year built, and mortgage status have been omitted from the 1950 report. Furthermore, in the 1940 reports average contract or estimated monthly rent was reported for all dwelling units while in 1950 average contract monthly rent is reported for some, and average value for other, dwelling units.

DEFINITIONS AND EXPLANATIONS

More detailed and complete definitions are presented in Volume I of the Housing Reports.

Dwelling unit.—In general, a dwelling unit is a group of rooms or a single room, occupied or intended for occupancy as separate living quarters, by a family or other group of persons living together or by a person living alone.

A group of rooms, occupied or intended for occupancy as separate living quarters, is a dwelling unit if it has separate cooking equipment or a separate entrance. A single room, occupied or intended for occupancy as separate living quarters, is a dwelling unit if it has separate cooking equipment or if it constitutes the only living quarters in the structure. Also, each apartment in a regular apartment house is a dwelling unit even though it may not have separate cooking equipment. Excluded from the dwelling unit count are large rooming houses, institutions, dormitories, and transient hotels and tourist courts.

In the 1940 Census, a dwelling unit was defined as the living quarters occupied or intended for occupancy by one household. A household consisted of a family or other group of persons living together with common housekeeping arrangements, or a person living entirely alone. However, the enumerator was not explicitly instructed to define rooms as dwelling units on the basis of cooking equipment or separate entrance.

The number of dwelling units in the 1950 Census may be regarded as comparable with the number of dwelling units in the 1940 Census. Some living quarters may have been classified as separate dwelling units in the one census and not in the other. Further, in the 1950 Census, living quarters with five or more

lodgers were not tabulated as dwelling units; generally, such quarters were included in the 1940 dwelling unit count. However, the net effect of these changes is probably small.

Occupancy and tenure.—Dwelling units are classified by occupancy and tenure into four groups: owner-occupied; renter-occupied; vacant nonseasonal not dilapidated, for rent or sale; and other vacant and nonresident. A dwelling unit is classified as owner-occupied if it was owned wholly or in part by the head of the household or by some related member of his family living in the dwelling unit. All other occupied units are classified as renter-occupied whether or not cash rent was actually paid for living quarters. Rent-free units and living accommodations received in payment for services performed are thus included with the renter-occupied units.

A dwelling unit is considered vacant if no persons are living in it at the time of enumeration. New units not yet occupied were enumerated as vacant dwelling units if construction had proceeded to the extent that all the exterior windows and doors were installed and final usable floors were in place. The classification "Vacant nonseasonal not dilapidated, for rent or sale" is descriptive of the vacant dwelling units reported in this classification. "Other vacant and nonresident" units include all dilapidated and seasonal vacant units as well as the not dilapidated units which were not for rent or sale.

Because of changes in enumeration procedures, the counts of total vacant units in 1940 and 1950 are not strictly comparable. In 1940, vacant units were enumerated if they were habitable; units uninhabitable and beyond repair were excluded from the enumeration. In 1950, units were included regardless of condition if they were intended for occupancy as living quarters. Therefore, no comparison should be made between the data on "vacant nonseasonal not dilapidated, for rent or sale" units from the 1950 Census and data in the 1940 Census reports.

In both censuses, dwelling units occupied entirely by non-residents were included with vacant units not for rent or sale. Trailers, tents, houseboats, and railroad cars which were vacant were excluded from the dwelling unit inventory in both 1950 and 1940.

Condition and plumbing facilities.—Data on condition of a dwelling unit are shown in combination with data for selected plumbing facilities and are, therefore, limited to units for which both condition and plumbing facilities are reported. Plumbing facilities include water supply, toilet facilities, and bathing facilities.

The category "with private bath" includes those dwelling units reported with both a flush toilet and a bathtub or shower inside the structure for the exclusive use of the occupants of the unit. The category "no private bath" includes those dwelling units not having private flush toilet or not having private bathing facilities. The "no running water" category includes units with only piped running water outside the structure or with only other sources such as a hand pump.

A dwelling unit is "dilapidated" when it is run-down or neglected, or is of inadequate original construction, so that it does not provide adequate shelter or protection against the elements or it endangers the safety of the occupants.

Persons per room.—The number of persons per room has been computed for each occupied dwelling unit by dividing the number of persons in the dwelling unit by the number of rooms in the dwelling unit. All persons enumerated in the Population Census as members of the household (including lodgers, servants, and other nonrelated persons) are counted in determining the number of persons that occupy the dwelling unit. The number of rooms in the dwelling unit includes all rooms available for living quarters throughout the year. Not counted as rooms are bathrooms, closets, pantries, halls, screened porches, and unfinished rooms in the basement and attic.

Color of occupants.—Occupied dwelling units are classified by color of head of household according to the definition used in the

1950 Census of Population. The group designated as "nonwhite" consists of Negroes, Indians, Japanese, Chinese, and other non-white races. Persons who are not definitely Indian or of other nonwhite race are classified as white.

Contract monthly rent.—Contract monthly rent is the rent, at the time of enumeration, contracted for by the renter regardless of whether it includes furniture, heating fuel, electricity, cooking fuel, water, or personal services.

Monthly rent for vacant dwelling units is the amount asked for the dwelling unit at the time of enumeration. The average monthly rent relates to renter-occupied dwelling units and vacant nonseasonal not dilapidated units for rent. Dwelling units which are occupied "rent-free" are not included with the units reporting rent.

Value of one-dwelling-unit structures.—Average value is shown for owner-occupied dwelling units and vacant nonseasonal not dilapidated units which are for sale only. Value is shown only if the unit is in a one-dwelling-unit structure without business and if it is the only dwelling unit included in the property. The value represents the amount for which the owner estimates that the property, including such land as belongs with it, would sell under ordinary conditions and not at a forced sale. For vacant units, value is the sale price asked by the owner.

Number reporting.—Occupancy and tenure are reported for all dwelling units, and color of occupants is reported for all occupied units. The corresponding distributions for these subjects in table 1 are based on all dwelling units and on occupied units, respectively. For all other subjects, the distributions are based on the units for which the specific characteristics are reported, that is, the "Number reporting."

The number of dwelling units for which the enumerator obtained no report on a particular item is shown for the city totals only; however, the number "not reported" can easily be derived for each area in tables 2 and 3 by subtracting the number reporting from the total number of dwelling units (or total occupied).

Block identification.—A map or series of maps is included in this report showing block numbers for each block, number and letter designations for wards and block areas, and the names of principal streets.

Blocks are identified by serial numbers, a separate series of numbers being used for each ward or for a group of wards. Thus, the location of each block for which data are presented in table 3 may be determined by referring to the ward and block number shown on the map. Similarly, data for a specific block may be located in the table by reference to the map for the identification numbers of the ward and block.

In some cities "block areas" have been established to facilitate the numbering of blocks in groups of less than 1,000. This may cause a break in the sequence of block numbers within a ward. Where this occurs each part of the ward that is in a separate block area is distinguished on the map, and in the table the data are shown for blocks in numerical order within each block area section of the ward. When a boundary of a ward cuts through a block separating the block into segments, the statistics for each segment are tabulated in the ward in which it is physically located on the map. In such cases, to obtain the statistics for the entire block it is necessary to add the statistics for all segments.

If no dwelling units are reported for a block, the block number is not listed in table 3, although it is shown on the map. Dwelling units for which the block number was not reported are indicated in the table by the symbol "NR." Detailed data are not shown for such dwelling units, nor for blocks containing fewer than three dwelling units. Average monthly rent is not shown when the monthly rent was reported for fewer than three dwelling units. Average value is not shown when the value of one-dwelling-unit properties was reported for fewer than three dwelling units. All dwelling units are included, however, in the statistics for the city and for each ward.

Table 1.—CHARACTERISTICS OF HOUSING FOR THE CITY: 1950

Subject	Number	Percent	Subject	Number	Percent
OCCUPANCY AND TENURE			PERSONS PER ROOM		
All dwelling units.....	20,796	100.0	Occupied dwelling units.....	20,069	...
Owner occupied.....	8,540	41.1	Number reporting.....	19,928	100.0
Renter occupied.....	11,529	55.4	1.50 or less.....	18,789	94.3
Vacant nonseasonal not dilapidated, for rent or sale.....	447	2.1	1.51 or more.....	1,139	5.7
Other vacant and nonresident.....	280	1.3	Not reported.....	141	...
CONDITION AND PLUMBING FACILITIES			CONTRACT MONTHLY RENT		
All dwelling units.....	20,796	...	Renter-occupied, and vacant nonseasonal not dilapidated units, for rent—Number reporting.....	11,535	...
Number reporting.....	20,426	100.0	Total contract monthly rent..... (dollars).....	343,707	...
With private bath, not dilapidated.....	14,309	70.1	Average monthly rent..... (dollars).....	29.80	...
No private bath, with running water, not dilapidated.....	3,435	16.8	VALUE OF ONE-DWELLING-UNIT STRUCTURES		
No running water or dilapidated.....	2,682	13.1	Owner-occupied, ¹ and vacant nonseasonal not dilapidated units, for sale only—Number reporting.....	6,900	...
Condition or plumbing facilities not reported.....	370	...	Total value or sale price..... (dollars).....	41,492,900	...
No private bath or dilapidated.....	6,117	29.9	Average value..... (dollars).....	6,013	...
COLOR OF OCCUPANTS					
Occupied dwelling units.....	20,069	100.0			
White.....	12,220	60.9			
Nonwhite.....	7,839	39.1			

¹Restricted to 1-dwelling-unit properties.

Table 2.—CHARACTERISTICS OF HOUSING BY WARDS: 1950

Census tract	All dwelling units by occupancy and tenure					All dwelling units by condition and plumbing facilities			Occupied dwelling units				Contract monthly rent ¹		Value ² of one-dwelling-unit structures	
	Total	Owner occupied	Renter occupied	Vacant nonseasonal not dilap., for rent or sale	Other vacant and nonresident	Number reporting	No private bath or dilap.	No running water or dilap.	Total	Persons per room		Occupied by nonwhite	Number reporting	Average monthly rent (dollars)	Number reporting	Average value (dollars)
										Number reporting	1.51 or more					
TOTAL....	20796	8540	11529	447	280	20426	6117	2682	20069	19928	1139	7839	11535	29.80	6900	6013
Harrison....	3119	1388	1570	139	22	3074	585	204	2958	2941	260	1707	1635	28.32	1260	3927
Jackson....	1796	379	1317	53	47	1759	261	464	1696	1677	116	823	1338	27.04	246	4819
Jefferson....	1995	515	1398	49	33	1940	720	284	1913	1828	79	681	1410	31.39	303	8161
Lee.....	1571	739	792	18	22	1553	724	284	1531	1482	104	774	780	26.32	599	4355
Madison....	1913	527	1257	82	47	1870	823	282	1784	1760	88	355	1293	32.01	355	3710
Marshall....	1534	694	806	25	9	1526	175	58	1500	1490	7	58	789	27.79	450	8393
Monroe....	2090	801	1243	16	30	2050	1064	580	2044	2031	126	1013	1220	20.23	644	6009
Tyler.....	1408	681	710	8	9	1400	21	16	1391	1388	15	74	703	44.00	1031	11764
Washington..	2630	1301	1269	28	32	2555	837	405	2570	2545	209	290	1228	27.57	1031	4613
Wilson.....	2740	1515	1167	29	29	2699	197	90	2682	2674	135	1064	1139	31.47	1394	6553

¹For renter - occupied dwelling units and vacant nonseasonal not dilapidated units, for rent.
²For owner - occupied dwelling units and vacant nonseasonal not dilapidated units, for sale only.

HOUSING—BLOCK STATISTICS

Table 3.—CHARACTERISTICS OF HOUSING FOR WARDS, BY BLOCKS: 1950

[Detailed statistics not shown for blocks containing fewer than 3 dwelling units, nor for dwelling units not allocated by blocks (designated by NR)]

Ward	Block	All dwelling units by occupancy and tenure				All dwelling units by condition and plumbing facilities			Occupied dwelling units			Contract monthly rent ¹		Value ² of one-dwelling-unit structures		
		Total	Owner occupied	Renter occupied	Vacant non-seasonal not dilap., for rent or sale	Other vacant and non-resident	Number reporting	No private bath or dilap.	No running water or dilap.	Total	Persons per room		Number reporting	Average monthly rent (dollars)	Number reporting	Average value (dollars)
											Number reporting	1.51 or more				
Harrison...	163	39	2	12			6	3	39	39	2	7	37	2337	1	
	164	14	2	2				10	14	14		12	625	2		
	165	38	13	25				5	38	38	9	36	1862	10	2140	
	191	12	1	11				12	12	12	3	10	11	909	1	
	2556	46	1	37	9			2	46	37	1	1	46	2236		
	257	35		31	4				35	31		1	34	2764		
	258	19		17	2				19	17		1	19	2215		
	259	32	15	17				22	32	17	3	31	17	1288	15	2906
	283	7	3	3	1				7	6	1	1	4	2925	2	
	284	5	5						5	5		5			5	2180
	285	21		20	1				21	20		20	20	2570		
	286	57		53	4				57	53		53	53	2766		
	320	43	18	24	1			23	43	42	1	6	23	2720	14	1657
	321	1							1							
	322	5	4	1					5	5			1		4	6375
	323	22	8	14					22	3	1		13	2753	4	4125
	324	18	8	10					17	2	1		10	3240	8	4150
	325	21	12	9					21	2			8	2862	10	4830
	326	7	4	3					7	7		1	3	4000	2	
	370	6	4	2					6	6			2		4	7375
	371	17	11	6					17	15		1	4	2850	11	7045
	372	15	13	2					15	15			2		12	6208
	373	28	9	18	1				28	27			18	3333	5	57600
	374	6	5	1					6	6	3		5		3	4833
	375	53	44	1	8				52	11	5		3	3400	50	4946
	421	56	49	7					56	6	2		6	2516	49	3838
	422	192	33	145	10	4			188	51	21	10	44	2332	26	2238
	423	3	3						3	3			3		3	7666
	424	4	3	1					4	4			1		3	5333
	425	3	3						3	2	1		3		3	5666
	426	6	5	1					6	3			1		4	5625
	427	2							2							
	428	11	9	2					11	2			1		7	7500
	429	11	8	3					11	11			3	7333	7	6357
	430	13	7	6					13	13	2		6	3523	7	6571
	431	14	10	4					14	6	1		4	2000	8	6687
	432	30	21	9					30	2			9	3600	17	6141
	433	10	4	6					10	10			6	4166	2	
	487	9	7	2					9	9			2		5	6200
	488	25	14	11					24	25			10	3820	9	6388
	489	21	10	11					21	4	1		11	3881	7	5214
	490	25	14	11					25	4	1		10	4530	9	6444
	491	17	10	7	2				17	3			6	4083	7	5214
	492	23	15	8		1			22	6			6	4716	13	5923
	493	26	9	17					26	1			17	2923	7	7000
	494	11	7	4		1			11	1			3	2933	4	7875
	495	7	7						7	10			7		7	6857
	496	17	11	4		2			17	7	1		4	3625	10	7550
	497	3	3						3	3			3		3	7333
	498	159		150	8	1			159	3	1	5	149	2600		
	499	8	6	2					8	7			2		5	7000
	500	11	11						11	11					11	6636
	501	7	3	4	1				7	6			1		5	3240
	502	3	3						3	3					3	7000
	503	11	9	2					11	11		1	2		9	5755
	504	12	10	2					12	12	2		2		9	6055
	505	16	10	6		1			16	15	1		4	3940	9	5388
	506	18	12	6					18	17			4	3775	12	7833
	507	16	11	5					16	16			5	3000	8	5062
	508	7	7						7	7					6	7250
542	4	4						4	4			1		4	4200	
543	13	9	4					13	13		1	3	4833	9	5133	
544	14	12	2	1				14	13		2	1		12	6916	
545	13	8	5					13	13			5	3700	6	6366	
546	7	7						7	6					6	7583	
547	14	7	7					14	14			8	4312	4	7000	
548	2	2						2	4			2		2		
549	4	1	3					4	4			4		2		
550	6	2	4					6	5			2		2		
551	14	7	7	1				14	9	1	7	2	1857	4	2375	
552	2	1	1					2	2							
553	1							1	1							
554	19	12	7	1				18	15	3		7	1342	10	2450	
555	11	8	3		2			11	8			1		7	2928	
556	12	4	8	3				12	6	1		1		3	3000	
557	14	13	1					14	1			1		12	3075	
558	32	27	5					31	30			1		28	3464	
559	29	27	2					29	29			2		27	3948	
560	17	15	2		1			16	16			1		16	3612	
561	16	14	2					16	16			2		14	3614	
603	23	19	4		3			23	19			1		22	3586	
604	22	22						22	22			2		22	3872	
605	23	22	1					23	23			1		22	3531	
606	18	17	1					18	18			1		17	3482	
607	45	40	5					44	45			5	2880	40	3167	
608	71	66	5					70	71			5	2600	65	3106	
609	39	36	3					39	39			3	2800	36	3227	

¹For renter - occupied dwelling units and vacant nonseasonal not dilapidated units, for rent.
²For owner - occupied dwelling units and vacant nonseasonal not dilapidated units, for sale only.

Table 3.—CHARACTERISTICS OF HOUSING FOR WARDS, BY BLOCKS: 1950—Con.

Ward	Block	All dwelling units by occupancy and tenure					All dwelling units by condition and plumbing facilities			Occupied dwelling units			Contract monthly rent ¹		Value ² of one-dwelling-unit structures		
		Total	Owner occupied	Renter occupied	Vacant non-seasonal not dilap. for rent or sale	Other vacant and non-resident	Number reporting	No private bath or dilap.	No running water or dilap.	Total	Persons per room		Occupied by non-white	Number reporting	Average monthly rent (dollars)	Number reporting	Average value (dollars)
											Number reporting	1.51 or more					
Harrison...	611	13	12	1		12			13	13	2	13			12	3,425	
	612	13	12	1		13			13	13		13			12	3,891	
	649	15	9	6		15	6		15	15		15	1	22.00	9	2,288	
	650	7	7			7	3		7	7		7			7	3,228	
	651	12	9	3		12	4	1	12	12	1	12	3	19.33	7	2,885	
	654	8	5	3		8			8	8		8	3	32.00	3	4,333	
	655	9	4	5		9			9	9		9	5	42.20	3	5,666	
	656	4	4			4			4	4		4			4	5,375	
	657	3	3			3	3	3	3	3	1	3			2		
	691	25	16	9		25	20	5	25	24	3	25	9	19.33	15	2,240	
	692	18	13	5		17	10		18	18	1	18	5	18.00	13	3,453	
	693	25	16	9		25	19	5	25	24	2	25	7	18.42	16	1,831	
	694	21	13	8		21	15	6	21	21		21	7	22.42	10	2,200	
	696	14	6	7		14	8		13	13	2	12	6	29.56	4	1,800	
	697	14	12	2		14	6	1	14	13	1	14	2		12	2,966	
	698	103	10	85	8		95	3	20	95	20	91	93	31.82	10	3,050	
	699	134	2	115	18	1	130	1	1	115	37	115	133	31.87			
	700	82	2	71	9	1	79	3	2	73	22	72	180	31.77	2		
	701	197	1	175	21		196			176	38	176	191	32.68	1		
	719	37	34	2		37	3	1	36	36	2	36	2		30	3,036	
	720	62	47	13		62	2	1	60	60	2	60	13	32.00	42	2,986	
	721	1															
	722	18	12	6		18	3		18	18		18	6	14.50	8	5,137	
	723	89	3	70	15	1	88			73	31	73	84	32.32	2		
	724	13	9	4		13	5	1	13	13		12	1		8	2,037	
	725	28	14	14		28	24	5	28	28	4	27	13	15.15	14	1,800	
	726	29	15	14		29	20	10	29	29	4	28	13	17.15	13	2,407	
	727	3	2	1		3	1		3	3		3	2		1		
	732	1	1			1			1	1		1	1		4	2,775	
	733	7	3	4		7	4		7	7		3	4	31.25	3	1,966	
	734	9	6	3		9	1		9	9	2	3	3	45.00	5	4,360	
	736	17	9	8	2		17	2		15		15	8	31.12	9	3,133	
	737	14	7	7		14	5		14	14		14	7	31.57	5	2,760	
	738	7	7	1		8			8	8		8	1		7	3,171	
	739	12	9	3		11	7		12	11		12	2		9	2,188	
	740	21	10	10	1		21	9	2	20		18	10	21.40	10	2,480	
	741	10	4	6		10	4		10	10		10	4	19.00	4	1,250	
	742	17	10	7		16	13		17	17	3	17	6	17.66	9	1,077	
	743	10	10			10	5	2	10	10	2	10	8		9	1,955	
	744	10	6	3	1		10	5	5	9		8	4	17.50	3	1,100	
	745	14	12	2		14	4		14	14		13	2		12	3,050	
	746	13	7	6		13	2		13	12		5	4	16.50	7	3,442	
	747	2															
	748	8				8	2	1	8	8		3	2		5	3,700	
	749	19	16	2		19	11	1	18	18	2	18	2		16	2,818	
	751	18	13	5		18	13	4	18	18	3	18	4	22.75	12	1,466	
	752	10	6	3		10	6	1	10	9	1	9	3	17.33	5	1,660	
	753	5	2	3		5	5		5	5		3	3	17.66	2		
	754	8	2	6		8	5	5	8	8		7	6	22.66	2		
	755	8	7	1		8	8		8	8		8	1		7	2,600	
	756	6	4	1		6	7	5	6	5	1	5	1		4	3,700	
	757	9	7	2		9	8		9	9		8	2		2		
	761	1				1			1	1		1	2		2		
	Jackson....	1	4	4		4			4	4		4	4	50.00			
		2	8	6	1	1	8	1		6	6	1	1	6	5	3,016	
		3	6	1	5		6	3		6				5	2,460		
		4	4				4			4							
		5	8	1	7		8	2		8	4	4	4	4	4	4,477	
		6	10	3	7		10	9	2	9	8		6	5	37.66	1	
		8	18		17	1	18	4		17	17	1	17	4	40.17		
		9	4		4		4	4		4	4	1	4	4	25.25		
		95	12	2	10		12	7	1	12	12	1	11	10	17.50	1	
		96	31	5	23	1	31	10	1	28	28	1	28	23	27.00	2	
		97	39	8	29		36	14	1	37	36	1	18	28	22.07	5	4,400
		98	14	3	11	1	14	7		14	14	1	14	3	30.66	3	9,000
99		38	3	33		38	3		38	38	1	38	3	30.62	4	13,500	
100		3	1	2		3	3		3	3		3	3	30.62	1		
101		23	1	22	15		23	19	1	23	8	22	22	20.45	1		
102		7	1	6	1		7	3	2	7	2	7	5		1		
103		7	1	6		7	4		7	7		7	4	37.00			
104		9	2	7	1	1	9	4		9		9	4	28.28			
105		48	6	42		48	10	1	48	48		48	41	39.31	2		
106		37	5	32		37	20	15	37	37	1	9	31	26.87	4	6,700	
107		71	9	61	1	68	36	31	70	70	6	38	61	20.62	4	3,625	
108		51	10	41		49	36	27	51	51	4	51	41	18.04	7	3,071	
109		30	2	28		30	27	21	30	30	3	30	27	17.48			
171		28	4	23	1	28	24	1	27	26	1	23	23	18.56	3	3,000	
172		46	7	39		43	14	6	43	42	4	44	36	23.66	4	5,500	
173		36	5	31		34	18		34	34	5	22	28	21.35	5	7,440	
174		50	10	37	2	50	23	18	47	47	4	12	38	30.86	6	4,883	
175		52	14	35	3	51	14	3	49	49	1	37	37	37.16	7	5,385	
176	40	13	23	1	40	16	2	36	36	2	24	24	29.79	7	6,928		
182	26	7	19	6	26	18		19	19	2	18	18	36.27	4	11,250		
	183	59	14	42	3	58	18	13	56	55	3	13	43	31.90	6	7,083	

¹For renter - occupied dwelling units and vacant nonseasonal not dilapidated units, for rent.
²For owner - occupied dwelling units and vacant nonseasonal not dilapidated units, for sale only.

HOUSING—BLOCK STATISTICS

Table 3.—CHARACTERISTICS OF HOUSING FOR WARDS, BY BLOCKS: 1950—Con.

Ward	Block	All dwelling units by occupancy and tenure					All dwelling units by condition and plumbing facilities			Occupied dwelling units			Contract monthly rent ¹		Value ² of one-dwelling-unit structures		
		Total	Owner occupied	Renter occupied	Vacant non-seasonal not dilap. for rent or sale	Other vacant and non-resident	Number reporting	No private bath or dilap.	No running water or dilap.	Total	Persons per room		Occupied by non-white	Number reporting	Average monthly rent (dollars)	Number reporting	Average value (dollars)
											Number reporting	1.51 or more					
Jackson....	184	50	13	34	3	1	50	13	6	47	47	2	37	329.7	8	6,562	
	185	42	7	34			41	18	1	41	41		34	260.8	4	6,000	
	186	39	9	27	1	2	35	18	12	36	32	1.4	24	261.6	6	7,333	
	187	27	9	17		1	27	20	10	26	25	1	17	194.1	9	3,755	
	266	32	14	18			30	20	13	32	35		31	204.1	12	3,800	
	267	29	7	20		2	29	18	12	27	26		27	254.0	6	5,333	
	268	36	10	26			36	27	13	36	36	4	24	277.6	7	2,728	
	269	43	8	34			43	23	21	42	42		32	294.6	4	7,450	
	270	43	9	31		3	42	27	27	40	39	1	7	258.0	4	8,257	
	271	18	1	8	1	8	18	14	10	9	9			31.88	7		
	272	60	4	50	3	3	60	50	24	54	54	1.4	8	439.8	1	2	
	273	56	9	45	1	1	55	41	29	54	53		4	405.8	1	2	
	274	53	11	41	1		53	32	16	52	51	3	3	225.8	7	3,814	
	275	46	17	27		2	44	29	16	44	43	6	6	128.5	10	3,400	
	276	47	6	41			41	37	24	47	46	1.0	3	144.3	3	3,666	
	334	15	6	9			15	11	2	15	15		9	156.6	6	3,916	
	335	32	14	17		1	32	22	9	31	31	3	3	160.6	11	2,063	
	336	36	8	28			36	27	4	36	36		1	149.2	4	1,850	
	338	25	11	13		1	25	11	7	24	24	1	1	167.5	9	4,500	
	339	28	11	17			28	24	7	28	27	4	4	208.8	9	1,988	
	340	32	12	20			30	25	6	32	32		2	172.0	9	3,233	
	341	42	6	34	2		41	31	11	40	40	6	6	201.1	5	3,633	
	342	47	17	27	2	1	46	32	12	44	44	4	4	221.2	12	3,325	
	343	7	2	5			7	5	4	7	7	1	1	285.0	1		
	344	23	4	19			23	15	13	23	23	1	1	301.0	1	3,000	
	345	1					1			1							
	349	13	6	7			13	10	4	13	13		1	145.7	5	1,680	
	360	20	9	11			20	12	3	20	20	1	1	191.8	8	3,750	
	Jefferson..	111	1				1			1							
		112	12	2	9	1	12	6		11	11	1		10	514.0	1	4
		113	4	4			4	4		4	4					4	18,750
		114	8	8			8	8		8	8					8	20,083
		115	22	20	1		22	5	2	21	21			4	500.0	2	5,000
		116	8	4	4		8	6	2	8	8		4	4	150.0	2	
		117	8	3	5		8	7	6	8	8		1	8	163.1	2	
		118	73	22	51			70	47	13	73	72	1	7	163.1	20	5,150
		119	38	12	26			32	18	8	38	38		1	195.7	9	5,666
		120	25	11	14			24	9		25	25		1	179.2	8	4,100
		121	19	6	13			18	2		19	19		1	400.7	3	6,333
		122	4	3	1			4	4		4	4		1	121.2	3	1,433
123		22	10	12			22	1		22	22		1	492.5	11	3,400	
124		22	10	10		1	22	3		20	20	1	1	370.9	1	3,750	
125		40	10	30		1	40	5		40	40		1	420.6	4	7,000	
126		23	12	11			21	15	5	23	23		2	162.0	12	787.5	
127		28	13	13		3	27	17		25	25		3	157.6	10	2,170	
128		68	22	44		1	66	42	4	66	66		3	220.6	15	5,900	
129		53	8	45			53	4		53	53		4	477.3	1		
130		91	21	68		2	90	6	4	89	85		6	452.0	1	15,071	
131		23	13	9		1	22	10	6	22	20		8	501.2	3	15,111	
132		10	5	3		1	10	6	6	8	8		5	226.6	9	14,446	
133		9	5	4			9	9		9	9		4	442.5	3	16,566	
134		22	7	15			21	3		22	22	1	1	326.0	2		
135		51	12	35		3	51	12	5	47	47	1	3	339.4	7	9,600	
136		42	5	36		1	39	2		41	40		1	429.4	2		
137		45	17	21		6	43	11		38	36		3	416.1	5	6,500	
138		42	16	25		1	41	4		41	39		2	463.7	8	8,333	
139		28	12	15		1	28	3		27	27		1	552.1	9	15,333	
140		22	3	17		2	21	19	17	20	20	6	2	101.2	3	3,500	
141		34	6	27		1	34	34	28	33	33	4	4	148.4	4	1,100	
142		49	2	47			49	49	39	49	49	9	9	138.9	2		
143		2					2			2							
144		46	16	29		1	46	2		45	45		3	378.3	8	7,000	
145		47	14	32		1	47	17	1	46	46		3	416.3	8	5,562	
146		42	14	27			42	9		41	41	1	1	260.7	8	4,600	
147		26	2	24		1	26	24	8	26	26	6	6	154.5	2		
148		44	8	36			43	27	8	44	44		2	244.5	3	1,833	
149		35	8	27			34	17	2	35	35	1	1	244.4	3	7,500	
150		47	7	37		2	47	11	2	44	44		3	315.1	4	6,875	
151	57	8	43		5	57	11		51	51		4	381.2	4	7,166		
152	57	9	46		1	57	1		55	55		2	467.0	2			
153	41	10	29		1	41	12	2	39	37		2	394.6	2	7,857		
154	17	6	11			17	3	3	17	17	1	1	196.3	6	4,416		
155	7	2	3		2	7	3	6	5	5		8	200.0	2			
156	39	4	34		1	38	6		38	38	2	2	362.2	2	9,333		
157	52	8	43		1	52	21	12	51	51	1	1	352.2	2			
158	65	14	51			65	2	2	65	65		4	364.0	4	9,250		
159	43	3	36		4	43	13		39	39	2	2	478.1	2			
160	36	11	23		2	33	9	2	34	34	1	1	252.2	6	6,666		
161	41	6	34		1	38	26	3	40	40	3	3	161.1	6	7,750		
162	28	5	21		2	24	9	1	26	26	2	2	174.2	2			
163	33	13	20			33	18	8	33	33	1	1	175.2	1	5,836		
164	38	15	21		1	36	26	18	36	36		3	174.2	1	2,100		
165	16	4	12		1	16	12	12	16	16	1	1	154.1	4	1,875		
166	23	11	12			22	14	10	23	23		1	196.3	4	2,533		

¹For renter - occupied dwelling units and vacant nonseasonal not dilapidated units, for rent.
²For owner - occupied dwelling units and vacant nonseasonal not dilapidated units, for sale only.

Table 3.—CHARACTERISTICS OF HOUSING FOR WARDS, BY BLOCKS: 1950—Con.

Ward	Block	All dwelling units by occupancy and tenure					All dwelling units by condition and plumbing facilities			Occupied dwelling units			Contract monthly rent ¹		Value ² of one-dwelling-unit structures		
		Total	Owner occupied	Renter occupied	Vacant non-seasonal not dilap., for rent or sale	Other vacant and non-resident	Number reporting	No private bath or dilap.	No running water or dilap.	Total	Persons per room		Number reporting	Average monthly rent (dollars)	Number reporting	Average value (dollars)	
											Number reporting	1.51 or more					Occupied by non-white
Jefferson..	40	5	1	4		5	5	5	5	5	1	5	4	1 3.00	1		
	43	15	1	12		12	11	6	13	13	3	13	11	4 8.18			
	44	11		10		11	8	8	11	11	1	11	10	1 8.10	1		
	45	24	1	23	1	24	19	18	23	23	4	20	23	1 4.34			
	46	27	4	23		27	13	2	26	26		18	21	2 2.38	2		
	47	7	2	5		7	7	2	7	7		4	4	3 0.00	2		
	48	13	1	12		13	2	2	10	10		9	9	3 3.33	1		
	49	12	1	11		12	4	4	11	11		10	10	3 0.90	1		
	50	44	1	43	1	44	31	31	35	35	4	1	43	2 8.76			
	51	7		4	3	7	4	1	4	4		7	7	2 5.14			
	Lee.....	11	28	7	21		27	23	21	28	28	6	27	20	1 2.90	5	1 7.20
		16	77	27	50	1	75	66	61	76	75	8	73	45	1 6.35	21	2 6.38
		66	24	1	23	1	24	21	3	24	24	1	19	17	1 3.58	7	1 5.71
		68	31	5	26		30	25	4	30	29	8	26	26	1 4.96	4	2 8.25
		69	14	5	9		14	11	1	14	14	1	9	9	1 8.00	4	2 7.50
70		3	3			3	3	1	3	3		2	2	3 0.00	1		
71		6	6			6	6		6	6		6	6	1 8.00	3	3 1.66	
72		31	11	20		31	31	31	29	29	9	28	17	1 6.64	7	1 1.85	
73		19	8	11		19	13	12	19	19	4	19	11	2 1.36	7	2 7.00	
74		1				1			1	1							
75		16	3	13		16	8	6	16	16		3	13	4 2.76			
76		38	17	21		38	33	6	38	38	3	32	21	1 8.47	13	3 1.46	
77		3	3			3	3	1	3	3		3	3	1 8.00	1		
78		29	6	23		29	26	6	28	28	2	27	22	1 8.50	4	1 6.25	
79		7	7			7	7		7	7		7	5	4 7.60	1		
80		16	11	5		16	14	2	14	14		1	13	2 8.33	11	7 4.18	
81		8	6	2	1	8	4	2	8	8		8	3	3 5.25	4	7 6.25	
82		1	1			1	1		1	1		1	1	2 8.00	2	5 7.00	
83		3	3			3	3		3	3		3	3	8 0.00	4	8 0.00	
84		8	6	2	1	8	8	2	8	7	1	1	5	3 4.60	5	8 1.00	
85		3	3			3	3		3	3		3	3	4 0.00	2	8 1.00	
86		1	1			1	1		1	1		1	1	4 0.57	11	6 7.45	
87		10	4	6		10	6	4	10	10		10	4	3 0.33	2	3 0.00	
88		17	15	2		17	14	3	17	16	1	16	12	3 1.41	3	4 1.00	
89		3	3			3	3		3	3		3	3	1 6.88	5	3 2.00	
90		2	2			2	2		2	2		2	2	3 2.00	7	3 7.14	
91		2	2			2	2		2	2		2	2	2 8.30	8	7 1.25	
92		64	30	34	1	64	59	7	64	64	2	62	20	3 4.00	4	6 2.50	
93		65	46	19	1	65	62	3	65	65	4	61	31	3 3.25	6	5 6.66	
94		66	15	51	1	66	55	11	66	66	1	65	12	4 6.08	2		
95		67	14	53		67	55	12	67	67		65	7	4 2.28	4	6 8.75	
96		68	17	51		68	53	15	68	68		67	3	3 1.66	13	7 0.00	
97		69	20	49		69	60	9	69	69	1	68	7	3 4.42	11	6 2.72	
98		70	4	66		70	64	6	70	70		69	1	2 9.33	11		
99		3	3			3	3		3	3		3	3	2 9.33	2		
100		3	3			3	3		3	3		3	3	2 9.33	2		
101		4	4			4	4		4	4		4	4	3 5.87	10	7 3.50	
102		5	5			5	5		5	5		5	5	4 1.25	12	8 1.25	
103		6	6			6	6		6	6		6	6	2 5.75	4	7 5.50	
104		7	7			7	7		7	7		7	7	3 5.57	6	7 1.66	
105		8	8			8	8		8	8		8	8	3 3.88	6	4 1.66	
106		9	9			9	9		9	9		9	9	3 4.44	8	4 3.12	
107		10	10			10	10		10	10		10	10	3 4.18	3	4 0.00	
108		11	11			11	11		11	11		11	11	1 6.60	14	4 2.35	
109		12	12			12	12		12	12		12	12	1 7.41	9	3 3.77	
110	13	13			13	13		13	13		13	13	2 0.25	9	4 3.11		
111	14	14			14	14		14	14		14	14	2 5.32	2	2 6.00		
112	15	15			15	15		15	15		15	15	1 7.36	11	3 0.18		
113	16	16			16	16		16	16		16	16	3 1.66				
114	17	17			17	17		17	17		17	17	2 1.25	4	3 1.25		
115	18	18			18	18		18	18		18	18	3 1.50	6	5 5.00		
116	19	19			19	19		19	19		19	19	3 5.94	11	6 5.00		
117	20	20			20	20		20	20		20	20	3 5.91	11	5 7.54		
118	21	21			21	21		21	21		21	21	5 5.12	8	6 0.12		
119	22	22			22	22		22	22		22	22	3 1.20	6	6 4.50		
120	23	23			23	23		23	23		23	23	1 1.11	10	7 3.50		
121	24	24			24	24		24	24		24	24	6 8.00	5	8 0.00		
122	25	25			25	25		25	25		25	25	1 6.96	15	6 9.66		
123	26	26			26	26		26	26		26	26	2 7.85	7	6 7.85		
124	27	27			27	27		27	27		27	27	4 2.42	5	4 8.60		
125	28	28			28	28		28	28		28	28	3 4.33	4	5 6.25		
126	29	29			29	29		29	29		29	29	1 2.60	4	4 6.25		
127	30	30			30	30		30	30		30	30	1 9.33	4	4 6.25		
128	31	31			31	31		31	31		31	31	1 9.33	11	2 8.72		
129	32	32			32	32		32	32		32	32	2 3.60	10	3 7.50		
130	33	33			33	33		33	33		33	33	2 6.00	10	2 2.90		
131	34	34			34	34		34	34		34	34	1 7.00	2			
132	35	35			35	35		35	35		35	35	2 8.00	2			
133	36	36			36	36		36	36		36	36	1 5.00	10	2 5.50		
134	37	37			37	37		37	37		37	37	1 2.66	8	2 0.37		
135	38	38			38	38		38	38		38	38	1 6.75	6	4 2.83		
136	39	39			39	39		39	39		39	39	1 5.15	15	2 1.26		
137	40	40			40	40		40	40		40	40	3 3.33	3	6 3.33		
138	41	41			41	41		41	41		41	41	1 6.75	6	3 1.66		
139	42	42			42	42		42	42		42	42	1 2.80	3	3 1.66		
140	43	43			43	43		43	43		43	43	1 0.62	9	2 2.55		

¹For renter-occupied dwelling units and vacant nonseasonal not dilapidated units, for rent.
²For owner-occupied dwelling units and vacant nonseasonal not dilapidated units, for sale only.

HOUSING—BLOCK STATISTICS

Table 3.—CHARACTERISTICS OF HOUSING FOR WARDS, BY BLOCKS: 1950—Con.

Ward	Block	All dwelling units by occupancy and tenure					All dwelling units by condition and plumbing facilities			Occupied dwelling units			Contract monthly rent ¹		Value ² of one-dwelling-unit structures		
		Total	Owner occupied	Renter occupied	Vacant non-seasonal not dilap., for rent or sale	Other vacant and non-resident	Number reporting	No private bath or dilap.	No running water or dilap.	Total	Persons per room		Number reporting	Average monthly rent (dollars)	Number reporting	Average value (dollars)	
											Number reporting	1,51 or more					Occupied by non-white
Lee.....	541	4	3	1		4	1		4	4		1			3	5,933	
	542	6	6			6			6	6		3	28.33	3	6,083		
	659	3	3			3			3	3					3	5,100	
	660	3	3			3			3	3					3	2,300	
	662	11	9	6		13	9		13	13	1	6	22.16	7	2,442		
	663	11	9	6		13	9		13	13	1	9	13.55	8	2,975		
	664	11	8	7		11	7	1	11	11	2	7	14.14	11	2,936		
	665	10	7	13		10	7		10	10		13	14.84	7	2,842		
	666	7	7			7	7		7	7		3	12.00	6	2,250		
	667	15	10	5		14	7	1	15	15	1	15	17.50	10	1,840		
	668	15	7	7	1	15	13	2	13	13	1	13	19.37	6	1,733		
	669	14	7	7		14	8		14	14	4	14	12.14	7	2,857		
	670	25	12	12	1	24	17	7	24	24	3	24	16.07	12	2,891		
	687	5	4	1		5	4		5	5		1	5	31.00	4	3,100	
	688	7	4	3		7	5		7	7	2	7	20.00	4	2,075		
	689	5	3		1	5	1		3	3		3		4	3,075		
	Madison....	272	2														
		345	47	5	34	8	47	21		39	36	5	38	37.76	2		
		346	36	6	28	2	36	22		34	34	1	30	31.23	4	5,625	
		347	25	3	20		25	4		23	23		21	34.38	2		
348		30	8	21	1	30	9	3	29	29	2	20	27.20	6	4,566		
349		9	4	4		8	7	7	8	8	2	4	44.75	2			
350		1															
351		17	1	10	6	17	16		11	11		15	42.26	1			
352		40	5	31	3	40	10	2	36	36	5	32	26.21	2			
353		43	11	30	2	42	19	11	41	40		29	29.34	8	3,875		
354		48	10	34	3	47	13		44	43	2	34	35.23	7	6,071		
355		48	6	37	3	48	19	6	43	43		35	29.48	3	3,333		
357		5	4	1		5	2		5	5		5		4	2,150		
358		17	7	10		17	15	13	17	17	1	17	15.55	3	2,400		
442		18	12	6		18	1	1	18	18		18	23.00	11	4,045		
444		6	4	2		6	6		6	6		5		4	4,125		
445		10	2	7	1	9	2	1	9	9		7	37.28	1			
446		25	9	13	2	25	11	2	22	22		14	31.92	7	3,285		
447		18	6	10	1	17	3	1	16	16		10	27.10	6	3,666		
448		14	3	9	1	14	4	4	12	12		7	40.57				
449		20	4	16		20	8		20	20	1	16	24.31	3	6,166		
450		20	10	9		18	5	3	19	19		9	21.77	6	2,700		
451		41	9	29		41	30	22	38	38	2	29	29.10	5	4,800		
452		42	13	25	3	42	17	6	38	38		27	30.03	7	4,714		
455		50	8	34	6	50	29	22	42	42	1	40	33.57	5	3,180		
456		33	15	22	2	33	12	9	40	39	2	25	27.56	6	3,366		
457		43	9	22	2	43	18	11	31	31		23	28.82	5	3,500		
458		44	3	33		44	13	5	41	41		33	30.54	3			
459		25	3	22		25	8	1	25	25		20	25.55				
460		18	5	13		18	5		18	18		12	25.16	2			
461		14	8	5		13	4		14	13		5	25.40	6	3,083		
462		14	4	2		13	17	1	14	14	4	3	26.96	4	1,750		
463		44	14	25		41	19	16	39	39	1	25	27.96	8	4,288		
464		44	10	9		41	18	14	41	41	1	31	29.03	8	4,562		
465		44	9	4	3	41	16	7	49	49	1	40	25.12	6	4,500		
466		38	4	38	1	35	38		35	35		35	101.60				
467		32	9	22		32	17	13	30	30	2	22	23.38	3	2,666		
468		62	9	49	3	62	33	4	58	58	2	52	26.34	4	3,177		
469		52	9	40		52	22	2	49	49	1	43	26.39	4	3,525		
470		19	3	16		19	11	2	19	19		16	17.06	2			
471	24	4	20		24	23	18	24	24	7	24	11.70	4	1,825			
472	13	6	6	1	13	6	2	12	12		7	20.42	4	2,825			
473	24	16	8		24	4		24	24		8	28.52	14	3,190			
474	17	11	6		16	6		17	17		17	25.15	6	4,416			
475	15	7	8		15	9		15	15		8	21.00	6	3,916			
520	14	8	6		14	9	2	14	14	2	6	16.83	11	3,333			
521	19	11	8		19	12	4	19	19	5	6	10.66	3	3,500			
522	8	3	5		8	6	3	8	8		5	17.20	7	1,657			
523	16	7	7		16	16	9	16	16	1	16	19.33	7	3,333			
524	26	9	17	2	26	12	3	24	24	1	19	27.63	3				
525	33	7	24	1	32	18	14	31	31		25	30.60	1				
526	32	6	25		29	13	3	31	30	2	22	24.91	6	5,883			
527	40	7	29	3	39	27	14	36	35	9	4	28.75	5	4,000			
528	25	10	15		24	14	10	25	25	4	5	25.73	3	4,166			
529	32	21	11		32	4		32	30		11	30.72	11	5,636			
530	17	8	8	1	15	4	1	16	16	1	9	32.44	7	4,671			
531	13	5	7	1	13	5	2	12	11		4	26.12	3	3,666			
532	3	2	1		3	3		3	3		3		2				
533	13	11	2		13	10	5	13	13	1	3		10	1,920			
535	18	13	5		17	9	2	18	18	3	18	14.60	13	2,969			
671	16	9	7		15	14	4	16	16	1	15	20.16	9	1,377			
672	17	11	5	1	17	5	2	16	14	1	13	28.20	12	2,500			
673	16	6	10		16	13	1	16	16	5	10	15.40	5	1,700			
674	4	2			4	3		4	3		2		2				
675	1																
676	28	11	14	2	26	7	4	25	24		15	35.80	6	6,500			
677	38	4	31	2	36	21		35	34		32	32.53	1				
678	10	1	9		8	5		10	10	1	9	34.44					

¹For renter - occupied dwelling units and vacant nonseasonal not dilapidated units, for rent.
²For owner - occupied dwelling units and vacant nonseasonal not dilapidated units, for sale only.

Table 3.—CHARACTERISTICS OF HOUSING FOR WARDS, BY BLOCKS: 1950—Con.

Ward	Block	All dwelling units by occupancy and tenure					All dwelling units by condition and plumbing facilities			Occupied dwelling units			Contract monthly rent ¹	Value ² of one-dwelling-unit structures		
		Total	Owner occupied	Renter occupied	Vacant non-seasonal not dilap., for rent or sale	Other vacant and non-resident	Number reporting	No private bath or dilap.	No running water or dilap.	Total	Persons per room		Number reporting	Average monthly rent (dollars)	Number reporting	Average value (dollars)
											Number reporting	1.51 or more				
Madison...	679	6	3	2	1	6	2	4	5	5	1	3	35.00	1		
	680	7	4	4	1	6	5	1	5	1	1	3	40.15	2		
	682	4	1	3	2	7	2	1	4	4	1	5	39.17	6	5,666	
	683	1	0	1	0	1	1	0	1	1	0	1	27.64	2		
	684	2	1	1	0	1	1	1	2	2	0	1	42.84	8	3,975	
	685	1	0	1	0	1	1	0	1	1	0	1	30.33	4	3,950	
	686	0	0	0	0	0	0	0	0	0	0	0		5	2,480	
	758	1	0	1	0	1	1	0	1	1	0	8		4		
	759	1	0	1	0	1	1	0	1	1	0	1	120.00	5		
	Marshall...	80	20	18	2		20			20	20		2		17	10,176
		81	9	9			9			9	9				9	9,566
		82	5	2	3		5			5	5		3	53.33	1	
		83	2	2			2			2	2					
		84	14	11	3		14	2		14	14		3	35.00	9	8,333
		85	18	14	4		18			18	18		4	47.75	11	8,909
86		2				2			2	2						
87		17	5	12		17			17	17		11	47.54	4	6,500	
88		1	1			1			1	1						
89		3	3			3			3	3				3	9,333	
90		2	7	14		2		1	2	18		14	36.92	2		
91		1	1	1	1	1			1	1		1	24.90	5	10,200	
92		2	1	1		2			2	2		9	49.88	5	9,800	
93		3	1	2	1	3			3	3		1	35.30	6	10,166	
94		2	5	15		2			2	2		1	45.46	3	8,333	
95		0	8	17	1	0			0	5		1	39.11	5	5,800	
96		4	14	31	2	4	4		4	4	1	3	37.39	6	6,750	
97		1	3	13		1	3		1	1		1	38.36			
98		4	4	4		4			4	4				4	10,625	
99		9	7	2		9			9	9		2		7	11,428	
100		15	10	4	1	14			14	13		2		9	9,277	
101		2	2	2		2			2	1		1		7	13,285	
102		2	1	1		2	2		2	2		5	36.60	9	9,055	
103		9	8	1		9			9	9		7		7	8,289	
104		2	1	1	1	2	8		2	6	1	1		7	8,214	
105		6	2	4		6	20		6	6	1	1		8	5,666	
106		5	3	2		5			5	7				20	6,660	
107		1	1	1		1			1	1				4	7,125	
108		3	1	2		3			3	3				8	10,066	
109		2	1	1	1	2	2		2	3		1	43.46	7	13,285	
110		1	1	1		1			1	1		1	93.18			
112		4	1	3	1	4			4	5		1	49.62	12	11,500	
113		5	1	4		5			5	5				6	6,583	
114		6	2	4		6	1	1	6	6				1		
115		7	1	6		7			7	7	1			1	5,833	
116		8	1	7		8			8	8				1	6,311	
117		1	1	0		1	1	1	1	1	1		45.00	11	6,909	
118		2	2	0		2	3		2	3			45.75	19	8,843	
119		3	4	0		3			3	4			48.33	5	9,400	
120		1	1	0		1			1	1			41.00	4	11,750	
121		2	1	1		2			2	2		6				
258		1	1	1		1			1	2				10	9,350	
259		7	5	2		7	2		7	7		2		5	9,500	
260		1	1	0		1			1	1				1		
261		1	1	0		1			1	1			41.77	1		
262	1	1	0		1			1	1			30.60	3	6,666		
263	1	1	0		1			1	1				5	6,100		
264	1	1	0		1			1	1				4	5,250		
265	1	1	0		1			1	1				2			
266	1	1	0		1			1	1				2	6,740		
267	1	1	0		1			1	1				9	12,222		
270	1	1	0		1			1	1		1	39.87	7	8,857		
271	1	1	0		1			1	1				1			
272	1	1	0		1			1	1				3	26.33		
273	1	1	0		1			1	1				3	34.22		
274	1	1	0		1			1	1				3	50.00		
275	1	1	0		1			1	1				3	66.66		
276	1	1	0		1			1	1	1	7	20.00	2			
277	1	1	0		1			1	1				1			
278	1	1	0		1			1	1				6	14,312		
279	1	1	0		1			1	1				6	10,666		
280	1	1	0		1			1	1				8	7,600		
290	1	1	0		1			1	1				8	10,700		
291	1	1	0		1			1	1			51.00	10	11,000		
292	1	1	0		1			1	1				9	8,277		
293	1	1	0		1			1	1				2			
294	1	1	0		1			1	1				2			
295	1	1	0		1			1	1				5	4,600		
296	1	1	0		1			1	1				7	6,785		
297	1	1	0		1			1	1				1			
298	1	1	0		1			1	1				1			
299	1	1	0		1			1	1				15	8,500		
300	1	1	0		1			1	1				3			
301	1	1	0		1			1	1				2			
302	1	1	0		1			1	1				2			
303	1	1	0		1			1	1				2			
304	1	1	0		1			1	1				2			
305	1	1	0		1			1	1				2			
306	1	1	0		1			1	1				2			
307	1	1	0		1			1	1				2			
308	1	1	0		1			1	1				2			
309	1	1	0		1			1	1				2			
310	1	1	0		1			1	1				2			
311	1	1	0		1			1	1				2			
312	1	1	0		1			1	1				2			
313	1	1	0		1			1	1				2			
314	1	1	0		1			1	1				2			
315	1	1	0		1			1	1				2			
316	1	1	0		1			1	1				2			
317	1	1	0		1			1	1				2			
318	1	1	0		1			1	1				2			
319	1	1	0		1			1	1				2			
320	1	1	0		1			1	1				2			
321	1	1	0		1			1	1				2			
322	1	1	0		1			1	1				2			
323	1	1	0		1			1	1				2			
324	1	1	0		1			1	1				2			
325	1	1	0		1			1	1				2			
326	1	1	0		1			1	1				2			
327	1	1	0		1			1	1				2			
328	1	1	0		1			1	1				2			
329	1	1	0		1			1	1							

HOUSING—BLOCK STATISTICS

Table 3.—CHARACTERISTICS OF HOUSING FOR WARDS, BY BLOCKS: 1950—Con.

Ward	Block	All dwelling units by occupancy and tenure					All dwelling units by condition and plumbing facilities			Occupied dwelling units			Contract monthly rent ¹		Value ² of one-dwelling-unit structures		
		Total	Owner occupied	Renter occupied	Vacant non-seasonal not dilap., for rent or sale	Other vacant and non-resident	Number reporting	No private bath or dilap.	No running water or dilap.	Total	Persons per room		Number reporting	Average monthly rent (dollars)	Number reporting	Average value (dollars)	
											Number reporting	1.51 or more					Occupied by non-white
Marshall...	373	6	4	2		6	3		6	6							
	374	10	5	5		10	5	1	10	10			5	4	3,125		
	375	24	7	17		24	3		24	24			17	5	4,600		
	376	25	5	19	1	25	12		24	24	1	1	20	2	3,700		
	377	25	8	17		25	14	2	25	25			16	4	4,125		
Monros.....	PART IN BLOCK AREA A																
	75	7	7			7			7	7						7	9,142
	76	20	18	2		20			20	20			2		7	9,147	
	77	16	12	4		16			16	16			3	483.3	11	9,727	
	78	6	6			6	2		6	6					3	10,666	
	133	10	6	4		10			10	10			4	437.5	5	9,600	
	134	7	5	2		7			7	7			2		3	9,000	
	135	5	4	1		5			5	5					4	9,375	
	136	77	64	13		75	5	2	77	75			12	364.1	57	7,285	
	255	18	14	3		18			17	17			3	633.3	13	9,576	
	256	14	10	4		14			14	14			2		9	10,777	
	257	29	27	2		29			29	29			2		24	8,104	
	278	21	16	4		20			20	20			4	685.0	13	7,307	
	279	19	13	5	1	19	2		18	18	1		6	408.3	10	7,100	
	280	1				1			1	1							
	281	16	16			15			16	15					15	6,653	
	282	12	11	1		12			12	12					11	6,681	
	283	18	11	5	1	18	2		16	16			6	445.0	9	9,166	
	284	10	7	3		10	4		10	10	1		3	190.0	6	4,750	
	285	16	16			16	3	1	16	16	1				16	5,156	
	286	10	10			10			10	9					10	7,600	
	287	5	4	1		5	1	1	5	5			1		4	6,625	
	288	8	7	1		8	2	2	8	7			1		7	4,785	
	332	15	9	6		14	4		15	14			5	286.0	7	2,714	
	333	27	17	10		26	4	1	27	27	2		10	253.0	13	3,538	
	334	7	4	3		7			7	7			3	466.6	2		
	365	13	3	9		13	9	9	12	12			9	155.5	2		
	367	13	6	7		12	8	1	13	13	2		7	195.7	5	2,840	
	368	8	6	2		8	3		8	8			2		6	3,750	
	369	6	2	4		6			6	6			4	212.5	2		
	370	39	13	26		37	10		39	35	1		23	266.5	6	5,166	
	371	20	5	15		17	6	2	20	20			14	215.0	3	3,166	
	401	48	3	44		48	46	36	47	47	3	4	44	143.1	3	3,666	
	403	31	4	27		31	31	18	31	31	3	3	27	103.3	4	1,950	
	404	30	3	25		30	30	24	28	28	3	3	24	132.5	2		
	405	38	8	30		38	29	14	38	38	3	3	29	153.1	7	2,900	
	406	81	20	60		81	65	48	80	80	5	5	59	159.1	10	5,480	
	407	25	4	21		24	23	16	25	25	2	2	20	142.0	3	1,933	
	408	37	9	28		37	31	2	37	37	6	6	28	156.4	9	2,311	
	409	67	39	28		67	53	2	65	65	4	4	38	152.8	16	2,681	
	410	65	26	41		65	52	23	65	65	6	6	41	178.5	15	4,600	
	411	36	5	30		36	32	21	35	35	7	3	30	141.0	2		
	412	18	8	10		18	10	4	18	18	3	1	10	147.0	7	4,750	
	413	16	8	7		16	4		15	15			7	254.2	4	5,271	
	414	17	5	10	2	17	13		15	15			12	268.3	2		
415	39	11	26	1	39	6	2	37	37	1		26	283.0	5	4,000		
416	39	16	22	1	39	7		38	38	2		21	276.1	11	4,000		
418	26	9	16		26	11	7	25	25			16	183.7	5	2,800		
419	4	4			4	1		4	4			4	162.5				
421	20	3	16	1	20	4	2	19	19	1		17	315.2	2			
422	16	10	6		16	1		16	16			5	190.0	7	4,265		
423	24	5	19		24	4	2	24	24			19	280.5	4	2,800		
424	17	11	6		16	5		17	17			11	185.4	6	3,916		
425	10	5	4		10	1		9	9			4	220.0	5	7,200		
426	13	6	7		13	5	1	13	13	1		7	301.4	6	5,666		
427	28	4	21		27	9	5	25	25			23	259.5	2			
429	8	8		3	8	8	2	8	8	1		8	123.5				
430	48	10	37		48	38	2	47	47	4	4	36	150.8	10	5,100		
431	4	1	2		4	3		3	3			2		1			
433	7	1	6		7	7		7	7	1		6	85.0	1			
434	7	7			7	7		7	7	2		7	125.7				
Monros.....	PART IN BLOCK AREA B																
	11	1															
	12	17	3	14		15	14	6	17	17	2	17	13	3	3,166		
	13	30	1	29		30	24	12	30	30	6	30	28	1			
	14	18	2	15		18	11	7	17	17	2	9	15	2			
	15	24	6	18		24			24	24			15	3	7,666		
	16	9	3	6		9			9	9			6	3	8,833		
	17	22	13	9		22	1		22	22			8	10	7,550		
	18	8	3	5		8	4		8	8			5	1			
	19	18	8	10		18			18	18	2		10	5	5,300		
	20	30	6	23	1	29	14	3	29	29			23	4	4,000		
	21	1															
	78	19	10	9		19	6		19	19			7	397.1	5	5,520	
	81	1															
	83	4	4			3			4	4					3	5,333	
	84	3		2		3			3	3			2				
	85	28	9	16	1	28	5	3	25	25			17	312.3	6	6,166	
86	19	6	13		19	4		19	19	1		13	266.9	3	6,166		
87	16	1	13		16	13	13	14	14			12	172.5	1			

¹For renter - occupied dwelling units and vacant nonseasonal not dilapidated units, for rent.
²For owner - occupied dwelling units and vacant nonseasonal not dilapidated units, for sale only.

Table 3.—CHARACTERISTICS OF HOUSING FOR WARDS, BY BLOCKS: 1950—Con.

Ward	Block	All dwelling units by occupancy and tenure					All dwelling units by condition and plumbing facilities			Occupied dwelling units			Contract monthly rent ¹		Value ² of one-dwelling-unit structures		
		Total	Owner occupied	Renter occupied	Vacant non-seasonal not dilap., for rent or sale	Other vacant and non-resident	Number reporting	No private bath or dilap.	No running water or dilap.	Total	Persons per room		Number reporting	Average monthly rent (dollars)	Number reporting	Average value (dollars)	
											Number reporting	1.51 or more					Occupied by non-white
Monros.....	PART IN BLOCK AREA B																
	88	23	9	14		23	15	12	23	23		23	14	15.50	5	4,588.00	
	89	7	5	2		7	4	2	7	7		7	2	14.06	3	6,663.33	
	90	24	7	15		24	16	12	24	24		24	1	21.11	9	3,773.77	
	91	22	13	9		22	18	15	22	22		22	1	21.55	1	8,482.77	
	92	28	14	14		28	19	16	28	28		28	2	22.50	2	2,500.00	
	93	28	3	25		28	27	22	28	28		28	8	14.88	8	2,500.00	
	94	28	3	25		28	27	22	28	28		28	8	14.88	8	2,500.00	
	110	26	8	18		26	23	19	26	26		26	8	18.33	8	2,500.00	
	111	26	13	13		26	23	19	26	26		26	8	18.33	8	2,500.00	
	112	26	8	18		26	23	19	26	26		26	8	18.33	8	2,500.00	
	113	34	8	25		34	29	19	34	34	5	33	25	12.56	4	4,375.50	
	114	28	13	15		28	16	14	28	28		28	15	15.26	11	3,845.50	
	115	34	4	24		34	31	27	34	34	7	32	23	13.95	3	2,100.00	
	116	13	4	9		13	11	9	13	13	2	12	8	12.62	3	2,500.00	
	117	16	6	10		16	10	8	16	16		16	10	27.20	5	3,900.00	
	118	9	3	5	1	9	4	4	9	9	1	8	6	38.50	1	2,500.00	
	119	3	2	1		3	3	3	3	3		3	1		2	2,500.00	
	120	15	4	11		15	4	4	15	15		15	11	27.27	3	5,500.00	
	121	19	4	14		19	11	3	19	19	1	18	13	30.07	6	3,333.33	
	122	16	7	7		16	9	4	16	16		16	7	27.57	6	3,333.33	
	162	13	3	7	3	13	5	2	10	10		10	8	41.87	2	2,500.00	
	163	5	3	2		5	2	2	5	5		5	2		2	2,500.00	
	194	29	14	15		29	26	4	29	28	7	28	15	19.60	11	2,036.00	
	Tyler.....	24	56	1	55		55	1	1	56	55	1	54	30.37	3	10,666.66	
		25	3	3		3			3	3		3					
		27	1				1			1							
		28	2				2			2							
		29	43	38	5		43			43	43	1	5	43.20	38	7,071.00	
		30	3	2	1		3			3	3		1			2	2,500.00
		31	2				2			2	2						
		32	7	7			7			7	7		7			7	7,842.00
		33	6	6			6			6	6		6			6	7,816.00
		34	18	18			18			18	18		18			18	7,611.00
		35	18	17			18			17	17		17			17	7,676.00
36		131	13	118	1	131			131	131	2	131	3	30.39	11	5,681.00	
166		17	13	4		17			16	16		16	3	45.00	7	5,842.00	
167		12	8	4		12	1		12	12		12	4	40.00	7	5,842.00	
168		9	8	1		9			9	9	1	1	1		6	4,333.33	
169		13	9	3	1	13	2	2	12	12		12	3	29.33	10	5,950.00	
170		6	2	4		6			6	6		6	4	33.00	2	2,500.00	
171		18	18			18			18	18		18	17	30.70	2	2,500.00	
173		81	24	57		81			81	81	1	57	3	22.57	22	6,795.00	
174		2				2			2	2		2			2	2,500.00	
176		30	29	1		30	2	2	30	30		30	1		29	6,700.00	
177		10	9	1		10			10	10		10	1		8	7,062.00	
178		10	10			10			10	10		10			10	6,650.00	
179		13	11	2		13			13	13		13	1		10	6,480.00	
180		17	15	1		17			16	16		16	1		15	7,066.00	
183		5	4			5			4	4		4		57.25			
184		1				1			1	1		1			3	19,000.00	
185		3				3			3	3		3			17	24,264.00	
186		17	17			17			17	17		17			12	24,250.00	
187		12	12			12			12	12		12			12	24,250.00	
190		3	2	1		3			3	3		3			2	2,500.00	
191		8	7	1		8			8	8		8			8	28,437.00	
192		8	7	1		8			8	8		8			4	24,250.00	
193		23	19	4		23			23	23		23	1	60.75	16	21,531.00	
195		23	21	2		23			23	23		23	13	16.53	13	16,538.00	
196	26	21	5		26			26	26		26	5	60.00	17	18,058.00		
198	19	18	1		19			19	19		19	1		17	14,941.00		
199	17	16	1		17			17	17		17	1		15	14,533.00		
201	20	17	3		20			20	20		20	3	71.00	16	13,656.00		
202	17	15	1		17			16	16		16	1		13	12,730.00		
204	3	3			3			3	3		3			3	13,333.33		
205	11	10	1		11			10	10		10			10	11,950.00		
206	18	16	2		18			18	18		18	2		14	14,428.00		
207	15	15			15			15	15		15			15	14,600.00		
208	10	9	1		10			10	10		10			9	15,777.00		
209	15	10	5		15			15	15		15	2		13	12,846.00		
210	13	12	1		13			13	13		13	1		10	15,400.00		
211	10	10			10			10	10		10			10	15,000.00		
212	13	11	2		13			13	13		13			10	15,000.00		
213	1				1			1	1		1			1	2,500.00		
219	18	18			18			18	18		18			17	22,205.00		
220	9	7	2		9			9	9		9			7	18,428.00		
221	7	7			7			7	7		7			7	11,071.00		
222	14	13	1		14			14	14		14	1		12	13,750.00		
223	19	18	1		19			19	19		19			15	14,000.00		
225	17	16	1		17			17	17		17	1		15	11,866.00		
226	14	13	1		14			14	14		14	1		12	12,583.00		
227	15	14	1		15			15	15		15	1		13	14,730.00		
228	90	86	3		90			87	87		88	52.21		1			
229	23	23			23			23	23		23	52.17					
231	55	54	1		55			54	54		55	52.81					

¹For renter - occupied dwelling units and vacant nonseasonal not dilapidated units, for rent.
²For owner - occupied dwelling units and vacant nonseasonal not dilapidated units, for sale only.

HOUSING—BLOCK STATISTICS

Table 3.—CHARACTERISTICS OF HOUSING FOR WARDS, BY BLOCKS: 1950—Con.

Ward	Block	All dwelling units by occupancy and tenure					All dwelling units by condition and plumbing facilities			Occupied dwelling units			Contract monthly rent ¹		Value ² of one-dwelling-unit structures			
		Total	Owner occupied	Renter occupied	Vacant non-seasonal not dilap., for rent or sale	Other vacant and non-resident	Number reporting	No private bath or dilap.	No running water or dilap.	Total	Persons per room		Occupied by non-white	Number reporting	Average monthly rent (dollars)	Number reporting	Average value (dollars)	
											Number reporting	1.51 or more						
Tyler.....	233	70		69	1				69	69			70	55.54				
	233	15	11	3				15	14	14			2		11	11,681		
	233	3	3					3	3	3					3	8,000		
	233	4		1	1			2	3	3			2					
	233	4	4					4	4	4		4			4	2,875		
	233	4	23	1				24	24	24		24	1		23	2,965		
	233	22	22					21	22	22		22			22	3,600		
	233	3	2					3	3	3	1	1	1		22	3,600		
	233	135		135				135	135	135	5		133	51.24				
	233	1		3		2		6	5	3			3	24.00	1			
	233	6	1	4				4	3	3			3	20.66	2			
	233	13	8	5				12	3	3			5	28.25	2	2,712		
	233	1																
	Washington.	PART IN BLOCK AREA A																
		1	63	38	22	3	63	15	8	60	60	2	9	18	23.05	34	5,138	
2		8	2	7		6	4	1	8	8	1	4	7	16.14				
3		7	4	3		7	7	5	5	5	1	3	3	13.33	2			
4		12	2	8		12	8	6	12	12	2	8	6	14.66	3	2,433		
5		14	10	3	1	14	2	1	13	13		1	2		2	3,416		
6		5	5			5			5	5					5	3,900		
7		9	6	3		9	2	2	9	9			3	31.66	5	6,560		
8		9	10	7	1	18	2	2	17	17	1		7	29.00	6	3,000		
9		10	15	10		25	7	1	25	25	2		10	26.30	12	3,166		
10		11	11	1	1	12	2		12	12			2		10	5,400		
11		12	10	5		15			15	15			5	35.60	10	5,070		
12		15	11	4		15			15	15			4	41.25	9	4,944		
13		21	7	1	1	15	2		15	15	1		4	40.25	16	8,375		
14		29	15			29	1		30	30			8	41.91	10	8,800		
15		48	24	1	1	45	1		47	44	1		12	45.20	11	12,023		
16		30	13			30	2		30	30			12	38.00	11	11,000		
17		32	13			32	4		32	32			11	36.81	12	8,458		
18		1		1		6	1	1	6	6			1		3	4,000		
19		5	4	10	1	14	1	1	14	13			10	37.70	3	10,333		
20		6	4			6			6	6								
21		15				14			14	13								
22		6	4			6			6	6			4	40.00	1	7,000		
23		1	2			1			1	1			3	64.66	1	6,466		
24		16	17			16			16	16			10	40.50	1	10,555		
25		10	10			10	1	1	10	10			10	9.80	1	9,800		
26		20	23			20	2		20	20			23	33.21	9	9,255		
27		17	17		1	17	1		17	17			17	37.11	11	9,255		
28		30	27		2	30	4		30	30			17	37.11	11	9,255		
29		7	5			7	4		7	5		1	4	18.75	4	6,381		
30		10	7			10			10	9			7	24.14	7	3,666		
31		22	10	1	1	20	7	1	18	18	1		11	33.63	4	4,066		
32		22	10			22	12	3	21	21	1		8	25.50	4	2,875		
33		4				4			4	4			9	31.55	2	4,940		
34		9	18			9	3		9	9			15	33.46	11	7,061		
35		19	10		1	19	2		19	18			19	36.78	11	5,860		
36		25	15			25	2		25	25			9	34.55	11	5,860		
37		44	19			44	2		44	43			24	38.79	11	9,153		
38		27	16			27	2		27	27	1		9	49.44	9	7,866		
39		26	13		1	26	3	1	25	25			10	43.00	9	7,187		
40		3	2			3	1		3	3								
41		6	3			6			6	6			3	36.66	1	3,666		
42		20	15			20			20	20			4	44.00	12	7,791		
43		3	19	20		3			3	3								
44		31	14	17		31	4	2	39	39			19	43.21	7	9,257		
45		37	18	19		37	2		37	37			17	34.00	10	5,850		
46		18	13	4		17			17	17			19	36.36	13	4,730		
47		13	11	2		13	2		13	13			4	31.25	9	6,522		
48		64	6	12		64	12		64	64	1		2	24.14	9	5,188		
49		20	1	19		20	19	6	20	20			11	22.81	4	2,550		
50	10	10			10	9	13	10	10			19	11.36					
51	69	2	1		69	1		69	69	1		9	10.44	1				
52	70	12	3	1	70	10	3	70	70	1		10	14.70	2				
53	71	18	14	4	18	9		18	18			4	13.50	13	2,200			
54	72	7	5	2	7	5		7	6			2		5	2,020			
55	73	1			1			1	1									
56	74	4	4		4	3		4	4	1		4		4	1,775			
57	137	2			2			2	2									
58	138	5	4	1	5	5		5	5			1		4	1,400			
59	140	4	3		4	4		4	4			1		3	2,566			
60	141	15	6	9	15	2		15	15	4		9	15.55	6	5,083			
61	142	20	4		20	9		24	24			4	43.75	19	6,078			
62	143	29	13	1	29	2		28	28			12	28.91	10	7,150			
63	144	29	16	13	29	2		29	29			12	30.50	10	5,530			
64	145	33	18	14	33	3		32	32	1		12	34.33	9	6,055			
65	146	12	7	2	12	3		12	12			3	31.66	6	7,166			
66	147	17	13	3	17	9		10	9	1		12	31.33	14	6,400			
67	148	12	8	4	12	17		16	16			3	43.33	6	6,333			
68	149	27	16	10	27	12		26	26			3	32.80	14	5,400			
69	150	35	17	18	35	27		35	35			3	43.33	6	6,333			
70	151	1			1	3		1	1	2		16	27.18	10	5,400			
71	152	20	14	5	20	13	2	19	19			5	16.00	14	4,150			
72	153	9	6	3	9	8		9	9	1		3	15.33	6	3,416			

¹For renter - occupied dwelling units and vacant nonseasonal not dilapidated units, for rent.
²For owner - occupied dwelling units and vacant nonseasonal not dilapidated units, for sale only.

Table 3.—CHARACTERISTICS OF HOUSING FOR WARDS, BY BLOCKS: 1950—Con.

Ward	Block	All dwelling units by occupancy and tenure					All dwelling units by condition and plumbing facilities			Occupied dwelling units			Contract monthly rent ¹		Value ² of one-dwelling-unit structures			
		Total	Owner occupied	Renter occupied	Vacant non-seasonal not dilap., for rent or sale	Other vacant and non-resident	Number reporting	No private bath or dilap.	No running water or dilap.	Total	Persons per room	Occupied by non-white	Number reporting	Average monthly rent (dollars)	Number reporting	Average value (dollars)		
Washington.	PART IN BLOCK AREA A																	
	156	5		5					5					5	4.80			
	157	20	10	10					20				10	2.580	7	6.242		
	158	17	11	6		1			17				10	2.300	7	5.357		
	161	10	2	8					10				10	2.775	1			
	162	20	11	9	1				20				10	3.471	5	4.460		
	164	12	8	4					12				11	2.6	6	5.583		
	165	6	6						6				6	2.6	6	4.333		
	246	6	2	4					6				3	2.525	2			
	248	3	3						3				3	2.6	3	3.166		
	249	1							1				1	2.6				
	250	16	12	4					16	10			11	1.950	12	3.258		
	251	66	31	35					66	42	12		33	1.336	22	2.714		
	335	7	4	3					7	7	3		3	1.656	4	4.200		
	336	1							1				1	2.6				
	338	22	17	4		1			22	16	9		21	1.350	17	2.158		
	339	16	12	4					16	8	2		15	1.975	12	3.116		
	340	24	24						24	24	2		24	2.6	24	3.795		
	351	3	3						3	1			2	2.6	1			
	352	20	15	5					20	13	1		20	2.580	14	3.192		
	353	2							2				2	2.6				
	354	22	10	12					22	16	9		21	1.800	10	2.770		
	355	24	17	7		1			24	16	8		23	1.856	17	2.564		
	356	15	9	6					15	13	5		14	2.233	7	2.957		
	357	21	18	3					21	9	4		21	2.133	18	2.966		
	358	36	16	19		1			34	17	4		35	2.331	14	2.507		
	359	21	9	11		1			21	16	5		20	1.736	8	3.187		
	360	35	12	23		1			31	22	5		32	1.332	11	3.454		
	361	30	20	10					29	13	1		28	2.410	20	3.675		
	362	6	13	4	1	1			5	13	2		4	2.960	11	2.363		
	363	5	1	4	6	1			5	12	5		9	2.734				
	364	100	2	97	3	2			94	2	2		95	3.200	2			
	366	9		5					9	8	6		7	1.660				
	419	1							1				1	2.6				
	Washington.	PART IN BLOCK AREA B																
		222	8	5	3				7	6	4			3	1.466	3	2.266	
		223	3	1	2		1			3	2			3	1.578	16	3.068	
		224	20	26			1			17	23			23	1.459	20	3.880	
		225	1	2	1					1	4			1	2.726	27	2.125	
		226	2	16	14					3	24			3	1.536	15	3.806	
		227	18	10	8					16	15	10		18	1.487	10	3.160	
		228	1	6	5					1	7	5		8	2.2	6	2.916	
		229	11	10	1					10	4	4		11	1.1	9	3.533	
		230	2	2	1					2	2	1		2	1.628	1	3.507	
		231	2	2						2	2			2	2.6	2	1.955	
		232	2							2				2	2.6			
		233	2							2				2	2.6			
234		2							2				2	2.6				
235		2							2				2	2.6				
236		2							2				2	2.6				
237		2							2				2	2.6				
238		2							2				2	2.6				
239		2							2				2	2.6				
240		2							2				2	2.6				
241		2							2				2	2.6				
242		2							2				2	2.6				
243		2							2				2	2.6				
244		2							2				2	2.6				
245		2							2				2	2.6				
246		2							2				2	2.6				
247		2							2				2	2.6				
248		2							2				2	2.6				
249		2							2				2	2.6				
250		2							2				2	2.6				
251		2							2				2	2.6				
252		2							2				2	2.6				
253		2							2				2	2.6				
254		2							2				2	2.6				
255		2							2				2	2.6				
256		2							2				2	2.6				
257		2							2				2	2.6				
258		2							2				2	2.6				
259		2							2				2	2.6				
260		2							2				2	2.6				
261		2							2				2	2.6				
262		2							2				2	2.6				
263		2							2				2	2.6				
264		2							2				2	2.6				
265		2							2				2	2.6				
266		2							2				2	2.6				
267		2							2				2	2.6				
268	2							2				2	2.6					
269	2							2				2	2.6					
270	2							2				2	2.6					
271	2							2				2	2.6					
272	2							2				2	2.6					
273	2							2				2	2.6					
274	2							2				2	2.6					
275	2							2				2	2.6					
276	2							2				2	2.6					
277	2							2				2	2.6					
278	2							2				2	2.6					
279	2							2				2	2.6					
280	2							2				2	2.6					
281	2							2				2	2.6					
282	2							2				2	2.6					
283	2							2				2	2.6					
284	2							2				2	2.6					
285	2							2				2	2.6					
286	2							2				2	2.6					
287	2							2				2	2.6					
288	2							2				2	2.6					
289	2							2				2	2.6					
290	2							2				2	2.6					
291	2							2				2	2.6					
292	2							2				2	2.6					
293	2							2				2	2.6					
294	2							2				2	2.6					
295	2							2				2	2.6					
296	2							2				2	2.6					
297	2							2				2	2.6					
298	2							2				2	2.6					
299																		

HOUSING—BLOCK STATISTICS

Table 3.—CHARACTERISTICS OF HOUSING FOR WARDS, BY BLOCKS: 1950—Con.

Ward	Block	All dwelling units by occupancy and tenure					All dwelling units by condition and plumbing facilities			Occupied dwelling units			Contract monthly rent ¹		Value ² of one-dwelling-unit structures		
		Total	Owner occupied	Renter occupied	Vacant non-seasonal not dilap., for rent or sale	Other vacant and non-resident	Number reporting	No private bath or dilap.	No running water or dilap.	Total	Persons per room		Occupied by non-white	Number reporting	Average monthly rent (dollars)	Number reporting	Average value (dollars)
											Number reporting	1.51 or more					
Wilson.....	47	2															
	48	1															
	49	2															
	50	10	2	5		1			7	7			5	47.60	2		
	51	8	1						10	10					10	7,350	
	52	3		2					8	8					8	6,987	
	53	3							8	8				2	5	10,100	
	54	6		1					3	3					3	9,333	
	55	3							6	6					4	12,575	
	56	5				1		1	2	2					2		
	57	6		2					4	4					4	13,500	
	58	1							6	6				1	2		
	59	7							7	7					2		
	60	4			1				4	4				1	2	9,166	
	61	5			2				5	5				2	3	7,900	
	62	11			2				11	11				1	8	7,125	
	63	6							6	6					5	9,800	
	64	7		2					9	9				2	6	6,083	
	65	15		7			1		15	6	2		6	47.16	5	4,400	
	66	6			3				11	4			6	38.83	4	6,000	
	67	12			4				12	8			1	5	5	4,800	
	68	12			4				12	9	1	1	3	47.33	10	4,720	
	69	7			1				6	6			1	3	3	7,500	
	70	7			7		1		7	7			7	54.42	4	4,575	
	71	3							3	3					2		
	72	1							1	1					4		
	73	1							1	1					2		
	74	1							1	1					2		
	75	1							1	1					2		
	76	1							1	1					2		
	77	1							1	1					2		
	78	1							1	1					2		
	79	1							1	1					2		
	80	1							1	1					2		
	81	1							1	1					2		
	82	1							1	1					2		
	83	1							1	1					2		
	84	1							1	1					2		
	85	1							1	1					2		
	86	1							1	1					2		
	87	1							1	1					2		
	88	1							1	1					2		
	89	1							1	1					2		
	90	1							1	1					2		
	91	1							1	1					2		
	92	1							1	1					2		
	93	1							1	1					2		
94	1							1	1					2			
95	1							1	1					2			
96	1							1	1					2			
97	1							1	1					2			
98	1							1	1					2			
99	1							1	1					2			
100	1							1	1					2			
101	1							1	1					2			
102	1							1	1					2			
103	1							1	1					2			
104	1							1	1					2			
105	1							1	1					2			
106	1							1	1					2			
107	1							1	1					2			
108	1							1	1					2			
109	1							1	1					2			
110	1							1	1					2			
111	1							1	1					2			
112	1							1	1					2			
113	1							1	1					2			
114	1							1	1					2			
115	1							1	1					2			
116	1							1	1					2			
117	1							1	1					2			
118	1							1	1					2			
119	1							1	1					2			
120	1							1	1					2			
121	1							1	1					2			
122	1							1	1					2			
123	1							1	1					2			
124	1							1	1					2			
125	1							1	1					2			
126	1							1	1					2			
127	1							1	1					2			
128	1							1	1					2			
129	1							1	1					2			
130	1							1	1					2			
131	1							1	1					2			
132	1							1	1					2			
133	1							1	1					2			
134	1							1	1					2			
135	1							1	1					2			
136	1							1	1					2			
137	1							1	1					2			
138	1							1	1					2			
139	1							1	1					2			
140	1							1	1					2			
141	1							1	1					2			
142	1							1	1					2			
143	1							1	1					2			
144	1							1	1					2			
145	1							1	1					2			
146	1							1	1					2			
147	1							1	1					2			
148	1							1	1					2			
149	1							1	1					2			
150	1							1	1					2			
151	1							1	1					2			
152	1							1	1					2			
153	1							1	1					2			
154	1							1	1					2			
155	1							1	1					2			
156	1							1	1					2			
157	1							1	1					2			
158	1							1	1					2			
159	1							1	1					2			
160	1							1	1					2			
161	1							1	1					2			
162	1							1	1					2			
163	1							1	1					2			
164	1							1	1								

Table 3.—CHARACTERISTICS OF HOUSING FOR WARDS, BY BLOCKS: 1950—Con.

Ward	Block	All dwelling units by occupancy and tenure					All dwelling units by condition and plumbing facilities			Occupied dwelling units			Contract monthly rent ¹		Value ² of one-dwelling-unit structures		
		Total	Owner occupied	Renter occupied	Vacant non-seasonal not dilap., for rent or sale	Other vacant and non-resident	Number reporting	No private bath or dilap.	No running water or dilap.	Total	Persons per room		Number reporting	Average monthly rent (dollars)	Number reporting	Average value (dollars)	
											Number reporting	1.51 or more					Occupied by non-white
Wilson....	294	1															
	295	3															
	296	8		1	2	1	12	1	9	3	3			1	3	7,333	
	297	2															6,466
	298	10		1		3	14		11	11				1	10	13,600	
	299	19			1		20		19	19					16	10,668	
	300	2															
	301	3					3		3	3					3	4,000	
	304	2		1				1	1	3	3				1		
	305	2															
	308	2															
	309	3					3		3	3							
	310	4			1		4		4	4		1			3	6,833	
	311	3					3		3	3					3	6,166	
	312	3					3		3	3					2		
	315	16		16			16		16	16					16	7,843	
	316	2															
	317	15		13	2		14		15	14	1	1	2		12	5,391	
	317	11		10		2	11		10	10					11	5,818	
	317	14		12			13		12	12					14	6,300	
	318	14		13	1		14		14	14					12	6,091	
	381	13		11		2	13		11	11					11	6,427	
	384	1															
	385	4		2	2		4		4	4					2		
	386	1															
	389	20		19	1		20		20	20					19	10,784	
	390	9		6	3		9	2	9	9			3	35.00	6	18,083	
	391	14		13	1		14		14	14					13	5,915	
	394	14		13	1		14		14	14					13	6,746	
	395	14		13	1		14		14	14					13	5,915	
	396	14		13	1		14		14	14					13	6,746	
	397	15		14	1		15		15	15					14	6,721	
	398	11		9	1		11		10	10					8	6,150	
	399	11		9	2	1	10		11	11					9	5,888	
	400	12		12			12		12	12					12	6,100	
	401	13		13			13	2	13	13	1				11	6,163	
	402	15		13	1	1	12	1	14	14					12	6,358	
	403	14		14			14		14	14					14	5,750	
	404	8		7	1		8		8	8	1				7	6,842	
	405	4		4			4		4	4					4	5,125	
	406	7		3	4		7		7	7				4	77.50		
	407	2															
	408	27		24	2	1	27		26	26					22	10,195	
	409	9		8	1		9		9	9					6	9,300	
	410	7		7			7		7	7					7	11,171	
	411	3		3			3		3	3					2		
	413	17		9	7	1	17	1	16	16			8	64.25	5	8,800	
	414	3		2	1		3		3	3					1		
	416	14		13	1		13		14	14					12	6,141	
	417	14		13	1	1	14		13	13					13	6,046	
418	12		12			12		12	12					12	6,416		
419	28		25	3		28		28	28					23	5,666		
420	27		20	7		27		22	22					19	3,521		
421	40		40		1	40	1	34	34	14	13	25	25.57	40	3,525		
422	4		2	2		4		4	4								
423	4		2	2		4		3	3	2				2			
424	4		4			4		4	4								
425	4		4			4		4	4								
426	4		4			4		4	4								
427	3		3			3		3	3					2			
428	3		3			3		3	3								
429	6		6			6		6	6				7.33	3	1,066		
430	6		6			6		6	6								
431	6		6			6		6	6								
432	6		6			6		6	6								
433	6		6			6		6	6								
434	6		6			6		6	6								
435	6		6			6		6	6								
436	6		6			6		6	6								
437	6		6			6		6	6								
438	6		6			6		6	6								
439	6		6			6		6	6								
440	6		6			6		6	6								
441	6		6			6		6	6								
442	6		6			6		6	6								
443	6		6			6		6	6								
444	6		6			6		6	6								
445	6		6			6		6	6								
446	6		6			6		6	6								
447	6		6			6		6	6								
448	6		6			6		6	6								
449	6		6			6		6	6								
450	6		6			6		6	6								
451	6		6			6		6	6								
452	6		6			6		6	6								
453	6		6			6		6	6								
454	6		6			6		6	6								
455	6		6			6		6	6								
456	6		6			6		6	6								
457	6		6			6		6	6								
458	6		6			6		6	6								
459	6		6			6		6	6								
460	6		6			6		6	6								
461	6		6			6		6	6								
462	6		6			6		6	6								
463	6		6			6		6	6								
464	6		6			6		6	6								
465	6		6			6		6	6								
466	6		6			6		6	6								
467	6		6			6		6	6								
468	6		6			6		6	6								
469	6		6			6		6	6								
470	6		6			6		6	6								
471	6		6			6		6	6								
472	6		6			6		6	6								
473	6		6			6		6	6								
474	6		6			6		6	6								

HOUSING—BLOCK STATISTICS

Table 3.—CHARACTERISTICS OF HOUSING FOR WARDS, BY BLOCKS: 1950—Con.

Ward	Block	All dwelling units by occupancy and tenure					All dwelling units by condition and plumbing facilities			Occupied dwelling units			Contract monthly rent ¹		Value ² of one-dwelling-unit structures		
		Total	Owner occupied	Renter occupied	Vacant non-seasonal not dilap., for rent or sale	Other vacant and non-resident	Number reporting	No private bath or dilap.	No running water or dilap.	Total	Persons per room		Occupied by non-white	Number reporting	Average monthly rent (dollars)	Number reporting	Average value (dollars)
											Number reporting	1.51 or more					
Wilson.....	599	56		56					56	56	5	56	56	251.6			
	600	35		35					35	35	4	35	34	253.5			
	601	12	12						12	12					12	3,425	
	602	3		1					3	3			1		2		
	609	14	13	1			1	1	14	14			14		13	4,269	
	610	36	35	1				1	36	36	3	35	35		35	4,068	
	612	8	7	1					8	8			8		7	4,028	
	613	16	13	3			1	1	16	16			16	300.0	13	4,061	
	614	19	17	1		1			18	18			16		17	4,058	
	615	40		40					40	40	4	40	40	253.5			
	618	39		37	2				38	37	4	37	39	251.5			
	619	38		38			1	1	37	38			38	251.8			
	620	35		34			1	1	35	35			34	252.6			
	621	32		32					32	32			32	256.5			
	622	32		32					32	32			32	256.2			
	623	50	1	47		2			48	48			47	251.2			
	624	108	1	107			1	1	108	108	14	107	107	252.8	1		
	625	6		6					6	6			6	256.6			
	626	27	14	13					27	27	1		13	375.3	11	10,500	
	627	14	11	3					14	14			3	550.0	11	8,618	
	628	8		8					8	8					8	9,437	
	629	16	16						16	16			16		16	9,781	
	630	10	9	1					10	10			1		10	10,766	
	631	10	9		1				10	9	1				10	8,830	
	632	42	38	3	1		1		41	41		1	3	650.0	36	7,122	
	633	19	18	1					19	18			1		18	6,450	
	634	7	7						7	7					7	6,500	
	635	23	21	2			1	1	23	23			2		20	5,955	
	636	14	13	1					14	13					12	5,958	
	637	22	22						22	22					20	6,405	
	638	8	4	3		1			7	7					1		
	639	11	7	4					8	8		4	2		3	2,266	
	641	15	12	3					15	15			2		11	6,690	
	642	2							2	2							
	643	9	7	1	1				8	8					6	7,383	
	644	1							1	1							
	645	17		17					17	17	2	17	16	253.7			
	646	28		28					28	28	3	28	28	255.7			
	702	7	7						7	7					7	2,657	
	703	2							2	2							
	704	7	5	2					5	4	3	7	2		4	2,750	
	705	6	4	2					6	3	1	6	2		4	2,950	
	706	13	9	4					12	11	3	13	4	230.0	8	2,037	
	707	5	3	2					5	5	2	5	2		3	1,266	
	708	4	4						4	4		4	4		4	1,300	
	709	10	6	4					10	5	3	10	4	185.0	4	5,283	
	710	7	7						7	7			2		5	2,440	
	711	9	7	1		1			8	8			1		7	2,971	
	712	12	10	2					12	12	3	12	2		10	2,140	
	713	1							1	1							
	714	3	1	2					3	3	1	3	2		1		
	715	2							2	2							
	716	31	16	14	1				30	30	3	27	15	122.0	14	1,507	
	719	11	9	1		1			10	10			1		9	5,111	
	764	4	3	1					4	4					2		
	765	28		28					28	28			28	451.4			
	766	2							2	2							
	767	54		53		1			53	53	5	53	53	255.8			

¹For renter - occupied dwelling units and vacant nonseasonal not dilapidated units, for rent.
²For owner - occupied dwelling units and vacant nonseasonal not dilapidated units, for sale only.

PORTSMOUTH, VIRGINIA, BY WARDS AND BLOCKS: 1950

PART 1 OF 2 PARTS



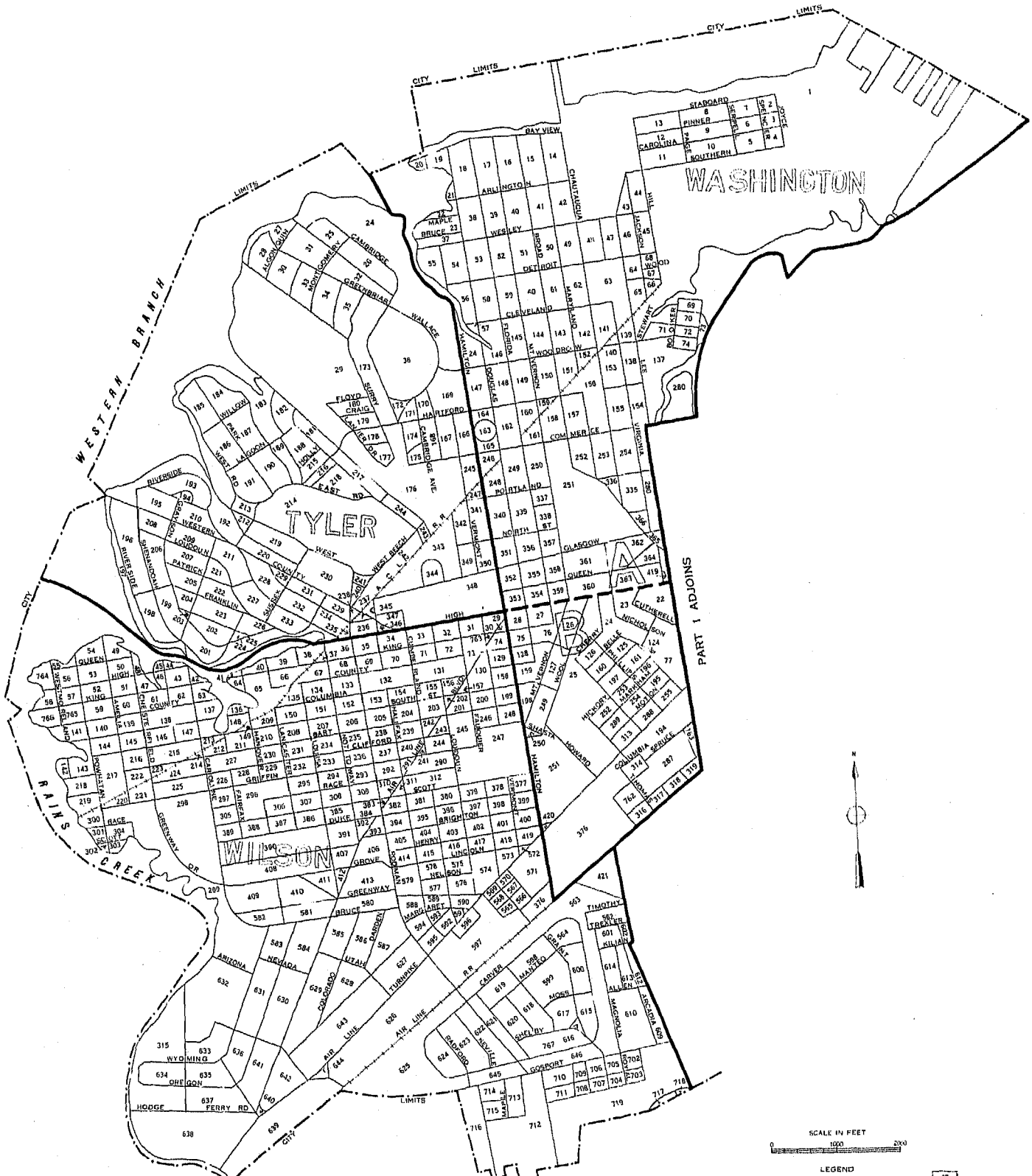
LEGEND

- BLOCK NUMBERS
- WARD NAMES
- WARD BOUNDARIES
- BLOCK AREA LETTERS
- BLOCK AREA BOUNDARIES
- U.S. DEPARTMENT OF COMMERCE, BUREAU OF THE CENSUS

LEE
A

PORTSMOUTH, VIRGINIA, BY WARDS AND BLOCKS: 1950

PART 2 OF 2 PARTS



LEGEND

- BLOCK NUMBERS
- WARD NAMES
- WARD BOUNDARIES
- BLOCK AREA LETTERS
- BLOCK AREA BOUNDARIES
- U.S. DEPARTMENT OF COMMERCE BUREAU OF THE CENSUS

25