


1950 UNITED STATES CENSUS OF HOUSING

U. S. DEPARTMENT OF COMMERCE • BUREAU OF THE CENSUS



**PROVIDENCE, R. I. BLOCK
STATISTICS**

U. S. CENSUS OF HOUSING: 1950

Volume

- I General Characteristics
- II Nonfarm Housing Characteristics
- III Farm Housing Characteristics
- IV Residential Financing
- V Block Statistics

Housing statistics for census tracts are to be included in the Population reports on census tracts.

U. S. CENSUS OF POPULATION: 1950

Volume

- I Number of Inhabitants
- II Characteristics of the Population

Succeeding volumes will cover the following subjects:

Census Tracts, Nativity and Parentage, Nonwhite Population by Race, Persons of Spanish Surname, Institutional Population, Differential Fertility, Labor Force Characteristics, Occupation, Industry, Income, Internal Migration, Education, Characteristics of Families and Households.

UNITED STATES CENSUS of HOUSING : 1950
U. S. DEPARTMENT OF COMMERCE BUREAU OF THE CENSUS
CHARLES SAWYER, Secretary ROY V. PEEL, Director



BLOCK STATISTICS


PROVIDENCE
RHODE ISLAND

Prepared under the supervision of
Howard G. Brunsman, Chief
Population and Housing Division

1950 HOUSING CENSUS REPORT
VOLUME V, PART 151

UNITED STATES GOVERNMENT PRINTING OFFICE 1952

BLOCKS • CENSUS TRACTS





BUREAU OF THE CENSUS

ROY V. PEEL, *Director*

A. ROSS ECKLER, *Deputy Director*
HOWARD C. GRIEVES, *Assistant Director*
CONRAD TAEUBER, *Assistant Director*
MORRIS H. HANSEN, *Assistant Director for Statistical Standards*
ROBERT Y. PHILLIPS, *Assistant Director for Operations*
CALVERT L. DEDRICK, *Coordinator, International Statistics*
FRANK R. WILSON, *Information Assistant to the Director*

Population and Housing Division—

HOWARD G. BRUNSMAN, *Chief*
WAYNE F. DAUGHERTY, *Assistant Chief for Housing*
ROBERT B. VOIGHT, *Assistant Chief for Operations*
HENRY S. SHRYOCK, Jr., *Assistant Chief for Population*
EDWIN D. GOLDFIELD, *Program Coordinator*

Quality and Equipment Statistics—Robert C. Hamer, *Chief*
Inventory Statistics—Carl A. S. Coan, *Chief*
Developmental Programs—J. Hugh Rose, *Chief*
Residential Financing—Junia H. Honnold, *Chief*
Territories and Possessions—Joel Williams, *Chief*
Statistical Sampling—Joseph Steinberg, *Chief*
Statistical Procedure—Morton A. Meyer, *Chief*
Processing Operations—Milton D. Lieberman, *Chief*

Administrative Service Division—WALTER L. KEHRRES, *Chief*
Agriculture Division—RAY HURLEY, *Chief*
Budget Officer—CHARLES H. ALEXANDER
Business Division—HARVEY KAILIN, *Acting Chief*
Field Division—LOWELL T. GALT, *Chief*
Foreign Trade Division—J. EDWARD ELY, *Chief*
Geography Division—CLARENCE E. BATSCHLET, *Chief*
Governments Division—ALLEN D. MANVEL, *Chief*
Industry Division—MAXWELL R. CONKLIN, *Chief*
Machine Tabulation Division—C. F. VAN AKEN, *Chief*
Personnel Division—HELEN D. ALMON, *Chief*

SUGGESTED IDENTIFICATION

U. S. Bureau of the Census. *U. S. Census of Housing: 1950. Vol. V, Block Statistics, Part 151.*
U. S. Government Printing Office, Washington, D. C., 1952

For sale by the Superintendent of Documents, U. S. Government Printing Office, Washington 25, D. C.,
or any of the Field Offices of the Department of Commerce - Price 30 cents

PREFACE

This report presents statistics on characteristics of dwelling units by blocks for the city. The tabulations are based on data from the 1950 Census of Housing, taken as of April 1, 1950. Authorization for the 1950 Census of Housing as part of the Seventeenth Decennial Census was provided by the Housing Act of 1949, approved July 15, 1949.

The major portion of the information compiled from the 1950 Census of Housing appears in Volume I, *General Characteristics*; Volume II, *Nonfarm Housing Characteristics*; Volume III, *Farm Housing Characteristics*; Volume IV, *Residential Financing*; and Volume V, *Block Statistics*. Volume V consists of separate reports, issued as bulletins for each of the 209 cities which in 1940 or in a subsequent census had a population of 50,000 or more. These reports will not be bound into a single publication.

The subjects covered in both the 1950 and 1940 reports on characteristics of dwelling units by blocks are substantially similar.

This report was prepared under the direction of Howard G. Brunsman, Chief, Population and Housing Division, and Wayne F. Daugherty, Assistant Chief for Housing. Robert C. Hauer, Chief, Quality and Equipment Statistics Section, was in charge of coordinating the content and the format of the report with assistance from Carl A. S. Coan, Chief, Inventory Statistics Section; Floyd D. McNaughton, Chief, Equipment and Facilities Unit; Beulah Washabaugh, Chief, Tenure and Vacancy Unit; and Walter A. Hines. The compilation of the statistics was under the supervision of Robert B. Voight, Assistant Chief for Operations.

The collection of the information on which these statistics are based was under the supervision of Lowell T. Galt, Chief, Field Division. The geographic work, including the assignment of all block numbers and the preparation of maps, was under the supervision of Clarence E. Batschelet, Chief, Geography Division. The data were tabulated under the supervision of C. F. Van Aken, Chief, Machine Tabulation Division.

January 1952.

PROVIDENCE, R. I.

CONTENTS

INTRODUCTION

	Page		Page
General.....	1	Definitions and explanations—Continued	
Related reports.....	1	Condition and plumbing facilities.....	2
Census tracts.....	1	Persons per room.....	2
Use of data.....	1	Color of occupants.....	2
Comparability with 1940 Housing Census data.....	1	Contract monthly rent.....	2
Definitions and explanations.....	1	Value of one-dwelling-unit structures.....	2
Dwelling unit.....	1	Number reporting.....	2
Occupancy and tenure.....	2	Block identification.....	2

TABLES

	Page
Table 1.—Characteristics of housing for the city: 1950.....	3
Table 2.—Characteristics of housing by census tracts: 1950.....	3
Table 3.—Characteristics of housing for census tracts, by blocks: 1950.....	4

Map of city, by blocks, appears following last page of tables.

BLOCK STATISTICS

INTRODUCTION

GENERAL

Volume V of the Reports on Housing consists of a separate report for each of the 209 cities which in 1940, or in a subsequent census prior to 1950, had a population of 50,000 or more. Each report presents for the city, by blocks, tabulations for a limited number of subjects obtained in the Census of Housing. The subjects in these reports are similar to those in the block statistics supplements to Volume I of the reports of the 1940 Census of Housing. The subjects in this report present the number of dwelling units classified by occupancy and tenure, condition and plumbing facilities, persons per room, color of occupants, average contract monthly rent of renter-occupied and selected vacant units, and the average value of one-dwelling-unit owner-occupied and selected vacant structures. In table 1, the statistics for these subjects are summarized for the city. Table 2 contains the statistics for census tracts. In table 3, the data are presented by blocks within census tracts. Maps identifying the location of each block and the census tract boundaries are a part of this report.

Related reports.—Related statistics for this city are contained in the Reports on Housing, Volume I, *General Characteristics*; and in the Reports on Population, Volume I, *Number of Inhabitants*, and Volume II, *Characteristics of the Population*.

The Reports on Housing for each State in Volume I present data on the characteristics of dwelling units for the State by residence (urban, rural nonfarm, and rural farm), for standard metropolitan areas, urbanized areas, counties, for urban places, places of 1,000 to 2,500 inhabitants, and rural-nonfarm and rural-farm dwelling units for each county. Each report includes the following subjects: occupancy, tenure, race of occupants, type of structure, year built, condition and plumbing facilities, water supply, toilet and bathing facilities, number of rooms, number of persons, persons per room, electric lighting, heating equipment, heating and cooking fuels, refrigeration equipment, kitchen sink, radio, television, and, for nonfarm units, the contract monthly rent, gross monthly rent, and value of one-dwelling-unit structures.

Volume I of the Reports on Population shows the 1950 population of each county and of each minor civil division within the county. It also contains figures for each incorporated place, for each unincorporated place with 1,000 or more inhabitants, and for incorporated places of 5,000 or more by wards. A special series of tables presents data for each urbanized area giving the incorporated places and portions of minor civil divisions within it.

Volume II of the 1950 Population Reports contains statistics on the general characteristics of the population. Chapter A of this volume repeats the figures on number of inhabitants as shown in Volume I; Chapter B presents demographic, economic, and social characteristics of the population; and Chapter C gives more detailed cross-classifications for States and large cities and standard metropolitan areas.

Census tracts.—Census tracts are small areas into which certain large cities have been subdivided for statistical and local administrative purposes. In most cases the tracts are permanently established, so that comparison may be made from census to census. The boundaries of tracts are established so as to include approximately equal numbers of inhabitants or equal areas; and each tract is designed to represent an area that is fairly

homogeneous in population characteristics. Although the tracted areas of some cities extend into the suburbs, the data shown in this report are restricted to the tracts within the corporate limits of the city.

Use of data.—The tabulation of housing characteristics for areas as small as city blocks provides descriptive material of considerable value for technical studies of housing in the city. The statistics will be useful in compiling totals for special types of areas that may be defined to meet the requirements of individual investigators. Users of the data should bear in mind that in practically all cases the data for a given block represent the work of only one enumerator. Consequently, housing characteristics for blocks are subject to a wider margin of error than is to be expected in the figures for tracts or wards which represent returns made by a number of enumerators. Misinterpretation of instructions by one enumerator may cause a significant bias in the statistics for a block even though it may have a negligible effect upon the figures for larger areas. In particular, the enumeration of "condition" depended to a considerable extent upon the judgment of the individual enumerator. Also, failure to indicate the correct block number for a significant number of dwelling units may introduce errors into the block data.

Comparability with 1940 Housing Census data.—In the 1940 Census of Housing, reports entitled "Block Statistics" were issued as supplements to the first series of Housing bulletins. These supplements consisted of separate reports for each of the 191 cities which had 50,000 inhabitants or more in 1930.

In the 1950 reports, the block numbers used are different, in most cases, from those used in the 1940 reports. Therefore, to compare 1940 and 1950 data for a given block, it is necessary to locate the block on the maps to obtain the corresponding 1940 and 1950 block numbers.

The subjects in both the 1940 and 1950 reports are substantially similar. However, data on number of structures, year built, and mortgage status have been omitted from the 1950 report. Furthermore, in the 1940 reports average contract or estimated monthly rent was reported for all dwelling units while in 1950 average contract monthly rent is reported for some, and average value for other, dwelling units.

DEFINITIONS AND EXPLANATIONS

More detailed and complete definitions are presented in Volume I of the Housing Reports.

Dwelling unit.—In general, a dwelling unit is a group of rooms or a single room, occupied or intended for occupancy as separate living quarters, by a family or other group of persons living together or by a person living alone.

A group of rooms, occupied or intended for occupancy as separate living quarters, is a dwelling unit if it has separate cooking equipment or a separate entrance. A single room, occupied or intended for occupancy as separate living quarters, is a dwelling unit if it has separate cooking equipment or if it constitutes the only living quarters in the structure. Also, each apartment in a regular apartment house is a dwelling unit even though it may not have separate cooking equipment. Excluded from the dwelling unit count are large rooming houses, institutions, dormitories, and transient hotels and tourists courts.

In the 1940 Census, a dwelling unit was defined as the living quarters occupied or intended for occupancy by one household.

A household consisted of a family or other group of persons living together with common housekeeping arrangements, or a person living entirely alone. However, the enumerator was not explicitly instructed to define rooms as dwelling units on the basis of cooking equipment or separate entrance.

The number of dwelling units in the 1950 Census may be regarded as comparable with the number of dwelling units in the 1940 Census. Some living quarters may have been classified as separate dwelling units in the one census and not in the other. Further, in the 1950 Census, living quarters with five or more lodgers were not tabulated as dwelling units; generally, such quarters were included in the 1940 dwelling unit count. However, the net effect of these changes is probably small.

Occupancy and tenure.—Dwelling units are classified by occupancy and tenure into four groups: owner-occupied; renter-occupied; vacant nonseasonal not dilapidated, for rent or sale; and other vacant and nonresident. A dwelling unit is classified as owner-occupied if it was owned wholly or in part by the head of the household or by some related member of his family living in the dwelling unit. All other occupied units are classified as renter-occupied whether or not cash rent was actually paid for living quarters. Rent-free units and living accommodations received in payment for services performed are thus included with the renter-occupied units.

A dwelling unit is considered vacant if no persons are living in it at the time of enumeration. New units not yet occupied were enumerated as vacant dwelling units if construction had proceeded to the extent that all the exterior windows and doors were installed and final usable floors were in place. The classification "Vacant nonseasonal not dilapidated, for rent or sale" is descriptive of the vacant dwelling units reported in this classification. "Other vacant and nonresident" units include all dilapidated and seasonal vacant units as well as the not dilapidated units which were not for rent or sale.

Because of changes in enumeration procedures, the counts of total vacant units in 1940 and 1950 are not strictly comparable. In 1940, vacant units were enumerated if they were habitable; units uninhabitable and beyond repair were excluded from the enumeration. In 1950, units were included regardless of condition if they were intended for occupancy as living quarters. Therefore, no comparison should be made between the data on "vacant nonseasonal not dilapidated, for rent or sale" units from the 1950 Census and data in the 1940 Census reports.

In both censuses, dwelling units occupied entirely by non-residents were included with vacant units not for rent or sale. Trailers, tents, houseboats, and railroad cars which were vacant were excluded from the dwelling unit inventory in both 1950 and 1940.

Condition and plumbing facilities.—Data on condition of a dwelling unit are shown in combination with data for selected plumbing facilities and are, therefore, limited to units for which both condition and plumbing facilities are reported. Plumbing facilities include water supply, toilet facilities, and bathing facilities.

The category "with private bath" includes those dwelling units reported with both a flush toilet and a bathtub or shower inside the structure for the exclusive use of the occupants of the unit. The category "no private bath" includes those dwelling units not having private flush toilet or not having private bathing facilities. The "no running water" category includes units with only piped running water outside the structure or with only other sources such as a hand pump.

A dwelling unit is "dilapidated" when it is run-down or neglected, or is of inadequate original construction, so that it does not provide adequate shelter or protection against the elements or it endangers the safety of the occupants.

Persons per room.—The number of persons per room has been computed for each occupied dwelling unit by dividing the number

of persons in the dwelling unit by the number of rooms in the dwelling unit. All persons enumerated in the Population Census as members of the household (including lodgers, servants, and other nonrelated persons) are counted in determining the number of persons that occupy the dwelling unit. The number of rooms in the dwelling unit includes all rooms available for living quarters throughout the year. Not counted as rooms are bath-rooms, closets, pantries, halls, screened porches, and unfinished rooms in the basement and attic.

Color of occupants.—Occupied dwelling units are classified by color of head of household according to the definition used in the 1950 Census of Population. The group designated as "non-white" consists of Negroes, Indians, Japanese, Chinese, and other nonwhite races. Persons who are not definitely Indian or of other nonwhite race are classified as white.

Contract monthly rent.—Contract monthly rent is the rent, at the time of enumeration, contracted for by the renter regardless of whether it includes furniture, heating fuel, electricity, cooking fuel, water, or personal services.

Monthly rent for vacant dwelling units is the amount asked for the dwelling unit at the time of enumeration. The average monthly rent relates to renter-occupied dwelling units and vacant nonseasonal not dilapidated units for rent. Dwelling units which are occupied "rent-free" are not included with the units reporting rent.

Value of one-dwelling-unit structures.—Average value is shown for owner-occupied dwelling units and vacant nonseasonal not dilapidated units which are for sale only. Value is shown only if the unit is in a one-dwelling-unit structure without business and if it is the only dwelling unit included in the property. The value represents the amount for which the owner estimates that the property, including such land as belongs with it, would sell under ordinary conditions and not at a forced sale. For vacant units, value is the sale price asked by the owner.

Number reporting.—Occupancy and tenure are reported for all dwelling units, and color of occupants is reported for all occupied units. The corresponding distributions for these subjects in table 1 are based on all dwelling units and on occupied units, respectively. For all other subjects, the distributions are based on the units for which the specific characteristics are reported, that is, the "Number reporting."

The number of dwelling units for which the enumerator obtained no report on a particular item is shown for the city totals only; however, the number "not reported" can easily be derived for each area in tables 2 and 3 by subtracting the number reporting from the total number of dwelling units (or total occupied).

Block identification.—A map or series of maps is included in this report showing block numbers for each block, number and letter designations for tracts, and the names of principal streets.

Blocks are identified by serial numbers, a separate series of numbers being used for each tract. Thus, the location of each block for which data are presented in table 3 may be determined by referring to the tract and block number shown on the map. Similarly, data for a specific block may be located in the table by reference to the map for identification numbers of the tract and block.

If no dwelling units are reported for a block, the block number is not listed in table 3, although it is shown on the map. Dwelling units for which the block number was not reported are indicated in the table by the symbol "NR." Detailed data are not shown for such dwelling units, nor for blocks containing fewer than three dwelling units. Average monthly rent is not shown when the monthly rent was reported for fewer than three dwelling units. Average value is not shown when the value of one-dwelling-unit properties was reported for fewer than three dwelling units. All dwelling units are included, however, in the statistics for the city and for each tract.

Table 1.—CHARACTERISTICS OF HOUSING FOR THE CITY: 1950

Subject	Number	Percent	Subject	Number	Percent
OCCUPANCY AND TENURE			PERSONS PER ROOM		
All dwelling units.....	74,212	100.0	Occupied dwelling units.....	72,259	...
Owner occupied.....	22,902	30.9	Number reporting.....	71,579	100.0
Renter occupied.....	49,357	66.5	1.50 or less.....	69,760	97.5
Vacant nonsensational not dilapidated, for rent or sale.....	1,016	1.4	1.51 or more.....	1,819	2.5
Other vacant and nonresident.....	937	1.3	Not reported.....	680	...
CONDITION AND PLUMBING FACILITIES			CONTRACT MONTHLY RENT		
All dwelling units.....	74,212	...	Renter-occupied, and vacant nonsensational not dilapidated units, for rent—Number reporting.....	48,275	...
Number reporting.....	72,988	100.0	Total contract monthly rent..... dollars.....	1,484,816	...
With private bath, not dilapidated.....	54,391	80.0	Average monthly rent..... dollars.....	30.76	...
No private bath, with running water, not dilapidated.....	10,719	14.7	VALUE OF ONE-DWELLING-UNIT STRUCTURES		
No private bath, with running water, not dilapidated.....	3,878	5.3	Owner-occupied, ¹ and vacant nonsensational not dilapidated units, for sale only—Number reporting.....	9,729	...
No running water or dilapidated.....	1,234	...	Total value or sale price..... dollars.....	119,553,760	...
Condition or plumbing facilities not reported.....	1,234	...	Average value..... dollars.....	12,288	...
No private bath or dilapidated.....	14,597	20.0			
COLOR OF OCCUPANTS					
Occupied dwelling units.....	72,259	100.0			
White.....	70,009	96.9			
Nonwhite.....	2,250	3.1			

¹Restricted to 1-dwelling-unit properties.

Table 2.—CHARACTERISTICS OF HOUSING BY CENSUS TRACTS: 1950

Census tract	All dwelling units by occupancy and tenure					All dwelling units by condition and plumbing facilities			Occupied dwelling units				Contract monthly rent ¹		Value ² of one-dwelling-unit structures	
	Total	Owner occupied	Renter occupied	Vacant nonsensational not dilap. for rent or sale	Other vacant and non-resident	Number reporting	No private bath or dilap.	No running water or dilap.	Total	Persons per room	Occupied by non-white	Number reporting	Average monthly rent (dollars)	Number reporting	Average value (dollars)	
TOTAL	74212	22902	49357	1016	937	72988	14597	3878	72259	71579	1819	2250	48275	30.76	9729	12,288
1	2505	1276	1181	24	24	2466	54	28	2457	2430	14	15	1152	41.03	808	104.96
2	3044	1142	1813	50	39	2973	138	21	2955	2916	31	7	1773	43.58	476	114.77
3	2892	669	2129	54	40	2828	517	67	2798	2745	59	13	2067	40.35	178	89.01
4	2839	576	2151	64	48	2787	597	258	2727	2705	97	121	2126	30.05	139	83.58
5	1785	490	1295	23	23	2403	191	103	2383	2358	54	71	1871	31.21	187	64.93
6	4104	380	3448	23	34	1758	350	137	1738	1717	57	50	1336	21.77	91	63.31
7	4999	499	3433	73	65	3987	1458	525	3966	3923	174	83	3441	30.33	58	64.75
8	2420	309	2060	17	14	466	250	53	468	441	47	19	416	36.00	6	262.16
9	1930	380	1494	18	31	2369	1484	92	2369	2344	123	8	2026	18.21	28	59.82
10					38	1891	820	55	1674	1660	57	5	1449	22.52	53	92.16
11	2185	384	1741	30	30	2150	624	122	2125	2115	79	24	1695	26.11	43	95.00
12	2105	333	1686	60	26	2015	631	190	2019	1988	73	22	1671	28.50	52	71.13
13	2139	533	1540	42	24	2118	312	23	2073	2056	53	2	1531	27.56	78	89.42
14	2482	669	1767	21	25	2409	343	232	2436	2406	53	165	1707	30.08	163	68.68
15	1320	715	580	7	18	1301	93	29	1298	1278	14	5	524	31.34	450	80.65
16	2453	869	1518	18	48	2425	344	130	2387	2373	26	2	1474	27.82	249	116.57
17	1202	500	683	11	8	1185	505	29	1183	1172	33	1	662	22.00	151	81.39
18	1253	561	675	12	5	1242	118	23	1236	1232	18		687	26.54	266	89.76
19	2913	581	2274	24	34	2842	1209	124	2855	2814	82	2	2191	19.74	76	71.31
20	691	361	318	6	6	684	86	23	679	678	19		305	26.08	183	85.66
21	2524	1330	1160	23	11	2504	174	33	2490	2460	23		1138	30.59	696	103.49
22	1816	524	1252	22	18	1799	169	35	1776	1772	27	1	1229	25.86	139	84.58
23	1761	962	778	12	9	1749	42	35	1740	1722	5	1	770	40.19	590	124.94
24	1260	942	296	10	12	1247	39	16	1238	1226	15	1	381	38.89	769	123.57
25	1360	316	1017	15	13	1343	131	23	1333	1315	18	6	996	28.36	35	77.82
26	2457	604	1799	23	31	2396	448	171	2403	2389	73	57	1746	23.49	100	51.92
27	1330	411	899	11	9	1325	111	26	1310	1307	29	1	861	29.28	158	86.51
28	1547	581	941	14	11	1536	116	16	1523	1515	31		905	30.77	266	77.55
29	2041	799	1217	10	15	2027	622	44	2016	2009	61		1183	20.74	326	94.02
30	1142	206	900	25	11	1119	609	194	1106	1103	100	99	915	16.84	43	43.20
31	2211	485	1647	24	55	2183	668	598	2132	2111	84	746	1615	38.01	137	83.40
32	1584	707	832	23	22	1579	23	3	1539	1530	17	2	815	40.79	335	135.62
33	1795	905	770	12	18	1790	40	24	1765	1759	9	5	751	43.03	644	124.43
34	1751	1113	575	31	32	1732	16	3	1688	1666	5	2	550	59.22	919	253.67
35	2569	740	1705	88	36	2528	215	56	2445	2418	23	19	1719	59.20	408	169.12
36	1691	516	1102	46	27	1673	95	30	1618	1600	25	44	1069	59.57	353	218.83
37	2183	409	1716	30	28	2159	963	318	2135	2113	111	399	1652	20.67	76	80.77

¹For renter - occupied dwelling units and vacant nonsensational not dilapidated units, for rent.
²For owner - occupied dwelling units and vacant nonsensational not dilapidated units, for sale only.

HOUSING—BLOCK STATISTICS

Table 3.—CHARACTERISTICS OF HOUSING FOR CENSUS TRACTS, BY BLOCKS: 1950—Con.

Census tract	Block	All dwelling units by occupancy and tenure					All dwelling units by condition and plumbing facilities			Occupied dwelling units			Contract monthly rent ¹		Value of one-dwelling-unit structures	
		Total	Owner occupied	Renter occupied	Vacant non-seasonal not dilap., for rent or sale	Other vacant and non-resident	Number reporting	No private bath or dilap.	No running water or dilap.	Total	Persons per room		Number reporting	Average monthly rent (dollars)	Number reporting	Average value (dollars)
											Number reporting	1.51 or more				
8	13	16	3	12	1	16	7		15	15	1	13	24.23			
	14	5	2	3		5	4	2	5	5		3	16.33			
	15	13	1	12		13	9		13	13	2	12	14.16			
	16	19	1	17	1	19	15	11	18	17		18	15.11			
	17	5	1	4		5	2	2	5	5	2	4	21.25			
	55	2														
	56	10		10		10	3		10	10		10	36.80			
	57	1														
	59	9	1	8			9	7		9	9	2	8	38.62		
	60	5		4			5	2	2	4	4	1	3	54.00		
	61	1														
	62	9	1	8			9	5		9	9	2	8	64.50		
	64	15		14	1		15	8		14	14	1	15	38.66		
	65	23		23			22	20		23	22	2	21	22.47		
	70	1														
	72	1														
	86	4		3		1	4			3	3		3	56.00		
	91	1														
	95	1														
	96	3	2	1			2	1		3	2		1			
	99	10	1	7	2		10	2		8	8	1	9	67.77		
	100	25		25			24	16		25	25	4	25	40.96		
	101	5		4		1	5	1	1	4	4		4	115.00		
	102	21	2	17	1	1	20	8		19	19	2	18	29.55	1	
	103	4		4			4			4	4	4	4	18.00		
	104	9	1	8			9			9	9		8	27.87	1	
	105	2														
	106	54		51	2	1	50	10	1	51	47	4	49	47.73		
	107	34	7	26	1		31	10	2	33	30	6	24	35.66	1	
	108	51	2	43	4	2	42	20	1	45	38	9	36	34.02		
110	14	1	13			12	7		14	12		11	27.63			
111	40	2	36		2	38	32	1	38	37	7	34	36.26	1		
112	17	2	14	1		17	7	4	16	16	1	15	22.00	2		
113	14		12	1	1	14	13		12	12	2	12	29.08			
116	5		5			4	3		5	4		4	17.75			
118	4	2	2						4	4						
123	3	1	2						3	2	1	2				
138	1															
9	2	1														
	4	10	3	7		9	2		10	9		7	19.42	1		
	5	9	2	7		8	8	7	9	9	1	6	16.33			
	6	36	4	31		25	21	2	35	34	5	29	15.31			
	7	14		14		11	10		14	14	1	12	18.16			
	8	16	1	15		16	15	4	16	16	1	14	12.57			
	9	26	1	25		26	26		26	26	1	25	13.52			
	10	29	3	24		28	23		27	26	1	23	15.17			
	11	21	2	18	1	2	21	17		20	20	1	19	16.21		
	12	41	2	39		41	35	1	41	41	6	39	14.61			
	13	28	2	25	1		28	28	1	27	27	1	26	16.57		
	14	28	5	23			27	25	3	28	28	3	23	14.04		
	15	21		21			20	19	4	21	21	2	20	16.05		
	16	33	4	28	1		30	29	3	32	31	2	29	15.75		
	17	70	7	61		2	70	56	3	68	68	3	60	15.13		
	18	89	5	82		2	86	78	2	87	83	3	80	15.95		
	19	56	1	54		1	55	7		55	54	3	53	19.66		
	20	26	6	20			25	17		26	26	2	18	17.27	2	
	21	12	1	9	2		12	11		10	10	2	11	22.00		
	23	12		10			12	7		12	12		8	18.12	1	
	24	2														
	26	4	2	2			4			4	4		2			
	27	8		8			8			8	8	1	7	19.14		
	28	23	4	19			23	5		23	23	1	19	24.26		
	29	17		16			17	16		17	17	2	16	15.62		
	30	16		16			16	7		16	16	1	16	17.12		
	31	41	8	33			40	38		41	41	1	31	19.16	1	
	32	5		5			5	2		5	5		5	22.00		
	33	24		24			24	2		24	24		24	19.91		
	34	21	1	20			20	20		21	21		20	16.05		
35	27	2	23			27	24		25	25		24	17.45			
36	33	3	28	1	1	33	9		31	31	1	29	22.20			
37	14	1	12		1	14	9		13	13		12	16.58			
39	4		4		2				2	2		1				
40	9	1	8			8	7		9	9	2	8	16.75			
41	43	1	38	1	3	42	37		39	39	3	38	14.71			
42	12	3	9			12	11	1	12	12	1	9	14.00			
43	67	1	66			66	58		67	67	7	65	17.21			
44	20	1	19			20	20		20	20	1	19	15.52			
45	37	2	35			35	32		37	34	3	33	13.81			
46	123	21	88	4	10	121	77	10	109	105	10	89	17.29	1		
47	11		8			11	5		11	11		8	22.50	1		
48	11	5	6			11	7		11	11		6	17.66	2		
49	27	3	24			27	23		27	27	3	23	15.34			
51	20		20			20	15	1	20	20	5	20	15.15			
52	67	6	61			66	61	4	67	66	7	60	15.86			
52	49	5	44			49	38		49	49	2	43	17.62			

¹For renter - occupied dwelling units and vacant nonseasonal not dilapidated units, for rent.
²For owner - occupied dwelling units and vacant nonseasonal not dilapidated units, for sale only.

Table 3.—CHARACTERISTICS OF HOUSING FOR CENSUS TRACTS, BY BLOCKS: 1950—Con.

Census tract	Block	All dwelling units by occupancy and tenure					All dwelling units by condition and plumbing facilities			Occupied dwelling units			Contract monthly rent ¹		Value ² of one-dwelling-unit structures		
		Total	Owner occupied	Renter occupied	Vacant non-seasonal not dilap., for rent or sale	Other vacant and non-resident	Number reporting	No private bath or dilap.	No running water or dilap.	Total	Persons per room		Occupied by non-white	Number reporting	Average monthly rent (dollars)	Number reporting	Average value (dollars)
											Number reporting	1.51 or more					
9	53	44	7	37					44	44	1		36	19.63	1		
	54	51	12	37	1	1			49	49			37	18.86			
	55	48	9	38					47	47			38	17.50	2		
	56	77	12	65					77	77			63	23.98			
	57	65	10	55					65	65	2		52	20.86			
	58	82	16	66					82	82	1	2	66	20.30	2		
	59	52	11	41					51	51	3		41	21.21	1		
	60	122	15	107					119	119	6		103	19.81			
	61	35	2	31	2				35	33	1		29	20.65			
	62	80	9	70	1				80	79	3		70	19.54			
	63	114	11	101	2				114	112	5		101	19.61	1		
	64	24	2	22					24	24	4		22	19.18			
	65	45	7	36		2			41	43	3		35	16.42			
	66	38	4	34					33	38	2		34	16.64	2		
	67	15	3	12					15	15	1		12	21.66	1		
	68	3		3					3	3	3		3	14.00			
	69	32	2	30					32	32	2		30	21.30			
	70	31	12	19					31	31	1		19	23.42	2		
	71	42	10	31		1			42	41	1		30	21.66	1		
	72	35	5	29	1	1			34	34	1		30	19.10			
	73	32	11	20			1		28	6	2		16	19.93	3	4,500	
	74	24	2	15					24	24	2		15	22.80	3	5,666	
	75	16		14					16	8	1		14	16.21			
	10	1	51	10	40		1		51	26			40	18.42			
		2	64	7	57				63	53	1		54	17.53			
3		66	11	55				63	48			54	19.64				
4		89	11	77		1		81	61			76	17.80	1			
5		72	9	63					77	54	1		63	19.00			
6		70	6	64					70	53	1		53	20.07			
7		77	11	66		1			76	48			64	20.29	1		
8		82	14	68					82	48			66	19.78			
9		71	12	59					71	42			54	19.25	2		
10		92	22	69		1			91	23	1		68	20.27	3	12,000	
11		27		26			1		27	3			26	33.34			
12		120	29	90			1		120	69	4		88	19.36	1		
13		40	14	26					39	31	1		24	19.70	1	4,666	
14		8		8					8	5	1		7	16.42			
15		11	6	5					11	1			5	17.80	1		
16		73	15	58					72	15	10		55	27.18			
17		76	19	57					75	9			54	22.03	4	12,000	
18		29	4	24			1		29	18			24	51.62	1		
19		65	8	55		2			65	21	2		55	20.69			
20		55	14	40			1		55	10			39	26.23	1		
21		25	6	19					24	5			19	38.57	2		
22		27	8	18		1			27	6			19	24.52	1		
23		6	2	4					6	6			4	23.50	1		
24		44	11	32		1			43	6			33	25.18	2		
25		45	16	28			1		44	2	1		27	29.44	2	9,200	
26		53	15	37			1		51	9			35	25.20	5		
27		39	12	26			1		38	19	1		26	31.50	6	14,416	
28		15	3	9		3			14	3			11	26.00			
29		18	3	15					18	18			14	34.07			
30		11	4	7					10	4			4	54.25	2		
31		33	8	25					32	3			21	33.09	1		
32		33	9	24					27	11	4		18	20.16	1		
33	52	15	37					52	4	1		35	30.91	1			
34	35	9	26					34	6			24	29.04	1			
35	118	26	91		1			115	51	8		87	20.58	6	5,583		
36	44	3	31			1		44	17	2		31	16.83				
37	43	2	35			5		41	19			35	17.60				
38	31	1	30					31	20			27	19.22				
39	30	1	10			18		29	18	9		10	18.70				
11	1	8	1	5		2		8	6			7	33.42				
	2	4		4				4	4			4	44.75				
	3	32	4	28				31	9			28	26.42				
	4	46	10	35		1		46	22	1		35	29.20	1			
	5	39	10	26			2		38	14			26	35.11			
	6	28	7	20			1		28	2			20	50.55	2		
	7	136	22	112			2		136	58	1		109	19.57	3	7,000	
	8	80	8	71			1		80	23	8		71	22.28	3		
	9	27	2	24			1		27	2			24	39.87			
	10	83	18	64			1		83	19			64	25.59	2		
	11	72	12	59			1		72	14			56	25.87	1		
	12	57	13	41			2		57	3			41	27.04	1		
	13	38	9	27			2		38	1			28	37.03	1		
	14	23	2	20			1		23	15			20	29.20			
	15	67	11	56					67	19			55	19.27	2		
	16	18	4	13			1		18	5			13	35.76	2		
	17	52	19	29			4		50	3	1		29	27.51	2		
	18	101	20	80			1		95	24			77	28.66	3	9,000	
	19	49	6	41			2		44	14			40	21.12			
	20	57	18	39					57	2	1		38	27.65	3	10,000	
	21	34	7	25			2		34	3			24	29.16	1		

¹For renter - occupied dwelling units and vacant nonseasonal not dilapidated units, for rent.
²For owner - occupied dwelling units and vacant nonseasonal not dilapidated units, for sale only.

HOUSING—BLOCK STATISTICS

Table 3.—CHARACTERISTICS OF HOUSING FOR CENSUS TRACTS, BY BLOCKS: 1950—Con.

Census tract	Block	All dwelling units by occupancy and tenure					All dwelling units by condition and plumbing facilities			Occupied dwelling units			Contract monthly rent ¹		Value ² of one-dwelling-unit structures	
		Total	Owner occupied	Renter occupied	Vacant non-seasonal not dilap., for rent or sale	Other vacant and non-resident	Number reporting	No private bath or dilap.	No running water or dilap.	Total	Persons per room		Number reporting	Average monthly rent (dollars)	Number reporting	Average value (dollars)
											Number reporting	1.51 or more				
1 1	23	64	18	46					64	61	1		45	29	780	1
	24	22	7	15				22	22	7		15	25	32	507	3
	25	74	20	54	1	2		74	71	3		51	28	28	407	2
	26	38	9	29				38	36	2		28	44	1	82	1
	27	30	1	29				30	29	1		28	44	1	82	1
	28	38	1	37				38	36	2		31	26	2	44	1
	29	30	1	29				30	29	1		31	26	2	44	1
	30	18	1	17				18	17	1		31	26	2	44	1
	31	62	7	55				62	59	3		53	28	2	88	2
	32	43	3	40				43	41	2		37	26	1	81	1
1 2	33	44	1	43				43	43	1		38	16	7	33	1
	34	24	2	22				23	23	1		19	20	1	52	1
	35	27	1	26				27	27	1		19	20	1	52	1
	36	36	1	35				36	35	1		62	21	4	14	1
	37	37	1	36				37	35	2		22	33	1	66	1
	38	6	4	2				6	6	1		5	9	1	00	1
	39	3	3	0				3	3	1		2	7	1	00	1
	40	9	4	5				9	8	1		2	7	1	00	1
	41	4	3	1				4	3	1		3	3	1	02	1
	42	3	3	0				3	3	1		3	3	1	02	1
1 2	43	10	2	8				10	9	1		6	4	2	00	1
	44	20	2	18				20	18	2		17	3	3	52	1
	45	5	5	0				5	5	1		7	6	2	40	2
	46	7	7	0				7	7	1		6	6	2	40	2
	47	2	2	0				2	2	1		3	3	1	00	1
	48	6	4	2				6	6	1		4	5	1	33	1
	49	7	7	0				7	7	1		5	5	1	33	1
	50	3	3	0				3	3	1		4	3	1	78	1
	51	6	4	2				6	6	1		5	5	1	33	1
	52	3	3	0				3	3	1		4	3	1	78	1
1 2	53	38	1	37				38	38	1		30	22	2	97	1
	54	51	1	50				49	49	1		66	37	2	19	1
	55	6	6	0				6	6	1		7	6	2	40	2
	56	7	7	0				7	7	1		6	6	2	40	2
	57	2	2	0				2	2	1		3	3	1	00	1
	58	4	4	0				4	4	1		4	3	1	78	1
	59	1	1	0				1	1	1		1	1	1	00	1
	60	4	4	0				4	4	1		3	3	1	78	1
	61	6	6	0				6	6	1		4	3	1	78	1
	62	4	4	0				4	4	1		3	3	1	78	1

¹For renter - occupied dwelling units and vacant nonseasonal not dilapidated units, for rent.
²For owner - occupied dwelling units and vacant nonseasonal not dilapidated units, for sale only.

HOUSING—BLOCK STATISTICS

Table 3.—CHARACTERISTICS OF HOUSING FOR CENSUS TRACTS, BY BLOCKS: 1950—Con.

Census tract	Block	All dwelling units by occupancy and tenure					All dwelling units by condition and plumbing facilities			Occupied dwelling units			Contract monthly rent ¹		Value ² of one-dwelling-unit structures		
		Total	Owner occupied	Renter occupied	Vacant non-seasonal not dilap., for rent or sale	Other vacant and non-resident	Number reporting	No private bath or dilap.	No running water or dilap.	Total	Persons per room		Occupied by non-white	Number reporting	Average monthly rent (dollars)	Number reporting	Average value (dollars)
											Number reporting	1.51 or more					
17	25	22	11	11					22	22			11	276.3	2		
	26	17	12	4	1				16	16	1		5	244.0	5	8,400	
	27	19	11	4					19	19			8	276.2	7	7,214	
	28	7	4	3					7	7			3	310.0	3	7,000	
	29	17	10	7					17	17	1		7	358.5	6	7,083	
	30	6		1					19	19			12	285.0			
	31	38	17	20	1				37	37	1	1	20	239.0	2		
	32	2															
	33	13	6	7					13	13	1		7	242.8	1		
	34	31	13	18					31	31	3		17	227.0	1		
	35	30	10	20					30	28	1		19	186.8	2		
	36	46	13	33					46	46			32	203.7			
	37	74	29	42	2	1			71	69			39	232.5	5	6,500	
	38	41	12	29					41	41	1		28	192.8	1		
	39	11	5	6					11	11			6	175.0			
	40	16	8	8					16	16			8	211.2	2		
	41	12	10	2					12	12	4		2		8	7,125	
	42	4	2	1	1				4	3			1		1		
	43	18	10	8	1				18	18	1		8	210.0	3	7,666	
	44	24	9	15					24	24	2		15	217.3	1		
	45	50	14	35	1				50	25	1		36	223.0	3	9,566	
	46	39	14	24	1	1			39	27	2		23	187.8	3	8,000	
	47	36	19	17					36	18			17	210.0	9	8,388	
	48	27	11	16					27	14			15	226.0	3	8,333	
	49	45	13	31	1	1			45	25	3		31	196.7	3	8,166	
	50	79	23	55					79	52	6		52	178.2	2		
	51	18	7	11					18	8			10	182.0	1		
	52	12	8	4					12	11	1		4	242.5	3	7,000	
	53	16	6	10					16	16			10	221.0	1		
	54	12	6	6					12	12			6	238.3	3	7,666	
	55	23	8	15					23	23			14	223.5	4	10,625	
56	10	5	4		1			10	9			4	237.5	2			
57	20	9	11					20	13			9	198.8	3	8,000		
58	22	8	13	1				22	11	1		14	224.2	1			
59	7	4	3					7	5			3	266.6	3	7,000		
60	2																
18	3	4	3	1				4	4	1		1			2		
	4	3	2	1				3	3			1			2		
	5	1						1									
	6	3	3					3	3						3	4,833	
	7	4	3		1			3	3						3	6,000	
	8	2															
	9	1							1								
	18	3	3						3	3					2		
	19	13	8	4	1				13	12			2		2	12,666	
	20	15	7	8					15	15	1		8	386.2	4	8,625	
	21	1							1								
	22	2							2								
	23	7	2	4	1				7	3	4		5	154.0	1		
	24	10	5	5					10	4			5	192.0	3	8,500	
	25	1							1								
	26	7	4	3					7	7			3	430.0	3	7,666	
	27	6	4	2					6	6			2		3	9,333	
	28	4	4	3					4	4	1		3	256.6			
	29	4							4								
	30	2							2								
	31	8	4	4					8	8			3	193.3	2		
	35	13	1	12					13	13			11	231.8			
	41	3	1	2					3	3			2				
	42	1							1								
	43	5	2	2		1			5	4			2		1		
	44	22	10	12					22	22			12	360.0	1		
	45	14	7	7					14	14			7	305.7	1		
	46	13	9	4					13	13			4	385.0	5	9,300	
	47	22	4	28					22	31			27	184.0	1		
	48	39	13	25	1				39	38	3		26	255.7	1		
	49	24	8	15	1				24	23			16	261.2	2		
	50	21	12	9					20	1			8	246.2	8	5,750	
	51	20	10	10					20	1	1		9	281.1	5	7,300	
	52	26	9	16	1				26	1			17	234.1	2		
	53	15	10	4	1				15	1	1		5	202.0	6	8,166	
54	8	6	1	1				8	7			2	81.00	5	8,100		
55	16	8	8					16	16			8	296.2	4	7,625		
56	5	3	2		1			5	4			2		1			
57	15	1	11	1	1			15	1			12	221.6	1		7,500	
58	19	3	13					19	19		1	12	655.8	3	10,000		
59	6		1					6	6			1		3			
60	5							5	5					1			
61	2							2									
62	6		1					6	6			1		5	11,800		
63	3		2					3	3			1		1			
64	3							3				2					
65	3							3									
66	4		3					4	4			3	233.3	1			
67	6		4					6	6			4	227.5				
68	12		7					12	12			7	212.8	3	6,333		

¹For renter - occupied dwelling units and vacant nonsensational not dilapidated units, for rent.
²For owner - occupied dwelling units and vacant nonsensational not dilapidated units, for sale only.

HOUSING—BLOCK STATISTICS

Table 3.—CHARACTERISTICS OF HOUSING FOR CENSUS TRACTS, BY BLOCKS: 1950—Con.

Table with multiple columns: Census tract, Block, All dwelling units by occupancy and tenure (Total, Owner occupied, Renter occupied, Vacant non-seasonal not dilapidated for rent or sale, Other vacant and non-resident), All dwelling units by condition and plumbing facilities (Number reporting, No private bath or dilapidated, No running water or dilapidated), Occupied dwelling units (Total, Persons per room, Occupied by non-white), Contract monthly rent (Number reporting, Average monthly rent in dollars), Value of one-dwelling-unit structures (Number reporting, Average value in dollars).

1For renter - occupied dwelling units and vacant nonseasonal not dilapidated units, for rent.
2For owner - occupied dwelling units and vacant nonseasonal not dilapidated units, for sale only.

Table 3.—CHARACTERISTICS OF HOUSING FOR CENSUS TRACTS, BY BLOCKS: 1950—Con.

Table with multiple columns: Census tract, Block, All dwelling units by occupancy and tenure (Total, Owner occupied, Renter occupied, Vacant non-seasonal not dilapidated units, for rent or sale, Other vacant and non-resident), All dwelling units by condition and plumbing facilities (Number reporting, No private bath or dilap., No running water or dilap.), Occupied dwelling units (Total, Persons per room (Number reporting, 1.51 or more), Occupied by non-white), Contract monthly rent (Number reporting, Average monthly rent (dollars)), Value of one-dwelling-unit structures (Number reporting, Average value (dollars)).

1For renter - occupied dwelling units and vacant nonsseasonal not dilapidated units, for rent.
2For owner - occupied dwelling units and vacant nonsseasonal not dilapidated units, for sale only.

Table 3.—CHARACTERISTICS OF HOUSING FOR CENSUS TRACTS, BY BLOCKS: 1950—Con.

Table with columns: Census tract, Block, All dwelling units by occupancy and tenure (Total, Owner occupied, Renter occupied, Vacant non-seasonal not dilapidated, for rent or sale, Other vacant and non-resident), All dwelling units by condition and plumbing facilities (Number reporting, No private bath or dilap., No running water or dilap.), Occupied dwelling units (Total, Persons per room (Number reporting, 1.51 or more), Occupied by non-white), Contract monthly rent¹ (Number reporting, Average monthly rent (dollars)), Value² of one-dwelling-unit structures (Number reporting, Average value (dollars)).

¹For renter - occupied dwelling units and vacant nonseasonal not dilapidated units, for rent.
²For owner - occupied dwelling units and vacant nonseasonal not dilapidated units, for sale only.

Table 3.—CHARACTERISTICS OF HOUSING FOR CENSUS TRACTS, BY BLOCKS: 1950—Con.

Table with columns: Census tract, Block, All dwelling units by occupancy and tenure (Total, Owner occupied, Renter occupied, Vacant non-seasonal not dilap., for rent or sale, Other vacant and non-resident), All dwelling units by condition and plumbing facilities (Number reporting, No private bath or dilap., No running water or dilap.), Occupied dwelling units (Total, Persons per room, Occupied by non-white), Contract monthly rent (Number reporting, Average monthly rent (dollars)), Value of one-dwelling-unit structures (Number reporting, Average value (dollars)).

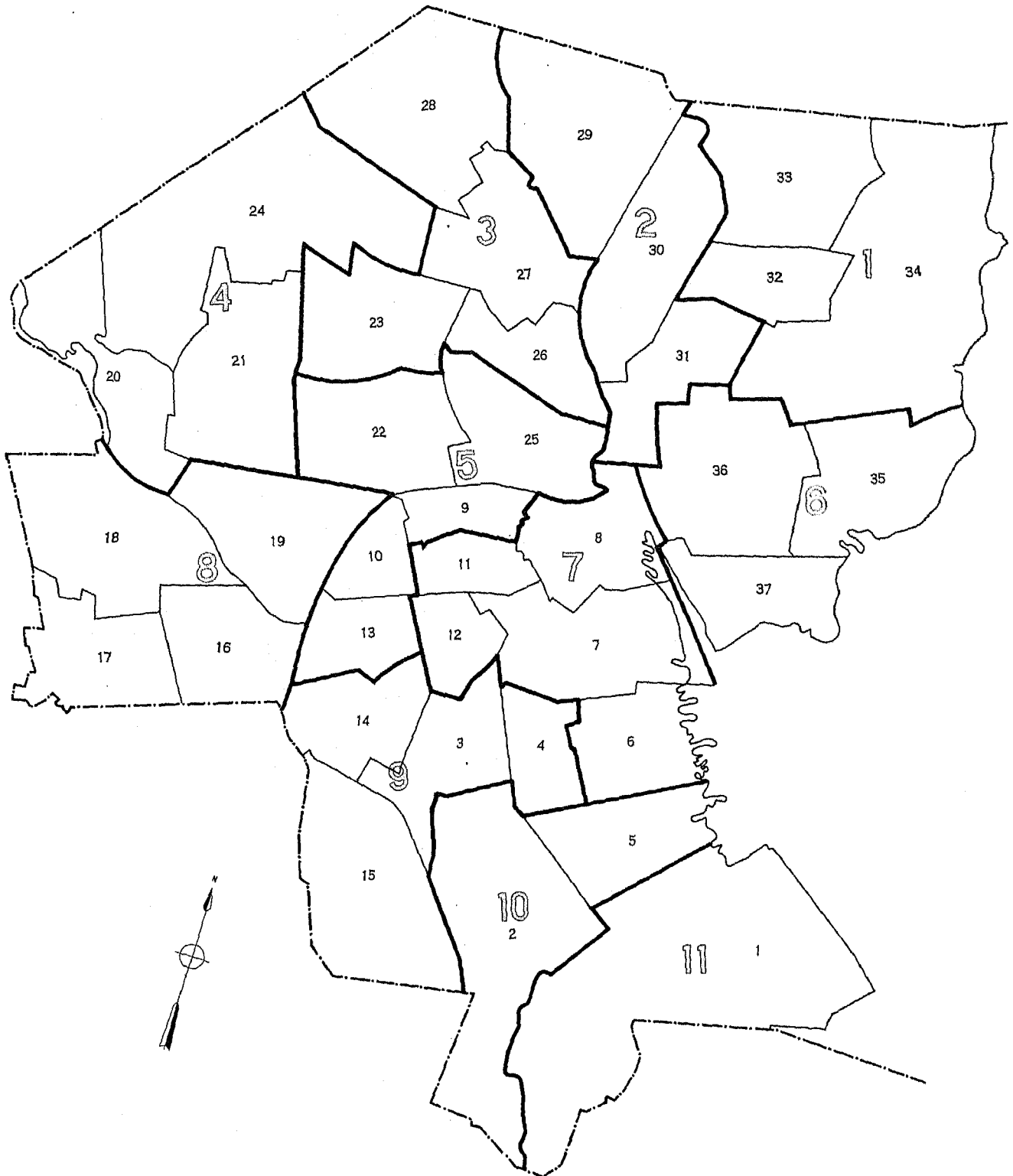
For renter - occupied dwelling units and vacant nonseasonal not dilapidated units, for rent.
For owner - occupied dwelling units and vacant nonseasonal not dilapidated units, for sale only.

Table 3.—CHARACTERISTICS OF HOUSING FOR CENSUS TRACTS, BY BLOCKS: 1950—Con.

Census tract	Block	All dwelling units by occupancy and tenure					All dwelling units by condition and plumbing facilities			Occupied dwelling units			Contract monthly rent ¹		Value ² of one-dwelling-unit structures	
		Total	Owner occupied	Renter occupied	Vacant non-seasonal not dilap., for rent or sale	Other vacant and non-resident	Number reporting	No private bath or dilap.	No running water or dilap.	Total	Persons per room		Number reporting	Average monthly rent (dollars)	Number reporting	Average value (dollars)
											Number reporting	1.51 or more				
37	23	3		3					3	3			3	15.33		
	24	19		18	1				19	10			19	16.47		
	25	14		14					14	12			14	14.57		
	28	1														
	29	4		4				1	4	4			4	13.50		
	31	3		3					3	3			3	41.66		
	34	18		18					18	15			18	11.27		
	35	9		9					9	9			9	12.00		
	36	1														
	37	69	4	64	1				69	53	8		68	19.60	1	
	38	35	4	30	1				35	23	14		34	15.00		
	39	27	10	17					26	1			27	17.06	2	
	40	18	6	12					18	1	1		18	42.25	3	13.333
	41	86	17	66	1	2			83	44	22		83	19.52	3	5.500
	42	26	7	19					26	2			26	23.40	1	
	43	65	22	41					65	17	4		63	20.70	9	6.944
	44	58	18	39	1	2			58	2			57	20.75	1	
	45	46	7	39					46	2			46	26.66	2	
	46	14	1	10					14	6	3		11	22.10		
	47	5	2	2		3			5	1	1		4		1	
	48	25	10	15					25	3	1		25	22.73	4	4.950
	49	24	8	16					23	4			24	20.26		
	50	33	8	24		1			32	19			31	17.16	2	
	51	83	12	68	3				83	50	15		80	17.37	1	
	52	74	7	65	1	1			72	54	27		72	17.06		
	53	1														
	57	1	3	7				1	11	7	3		10	16.85	1	
	58	34	6	28					33	20			34	16.55		
	59	28	4	21	2	1			28	19	1		25	18.00		
	60	33	6	26	1				33	23	1		32	20.18		
	61	87	18	68					87	77	12		86	17.90	4	4.625
	62	102	1	93	1				100	89	22		101	13.52	1	
	64	14	1	13					14	1			14	39.50		
	65	19	7	12					19	1	1		19	21.50	1	
	66	30	7	23					30	13			30	19.09		
	67	22	5	17					22	2			22	22.00		
	68	22	4	18					22	10	6		22	19.11		
	69	21	4	17					21	2			21	17.39		
	70	73	19	53	1				72	7			72	21.01	1	
	71	43	4	39					43	29	19		43	16.46	1	
	72	23	6	17					23	10	9		23	18.00		
	73	2														
	74	43	3	38	1				42	25	15		41	17.34	1	
	75	34	8	23		3			33	19	12		31	16.43	1	
	76	32	5	24		3			32	19	11		29	20.52	1	
	77	5		5					5	2			5			
	79	1														
	83	13		12		1			13	12	12		12	12.83		
	86	16	1	17					16	18	18		16	12.94		
	88	17	3	12		2			17	5			15	16.75		
	92	17	1	16					17	17	16		17	44.53		
	98	2														

¹For renter - occupied dwelling units and vacant nonseasonal not dilapidated units, for rent.
²For owner - occupied dwelling units and vacant nonseasonal not dilapidated units, for sale only.

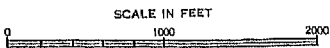
PROVIDENCE, RHODE ISLAND, BY CENSUS TRACTS : 1950
KEY MAP



LEGEND
TRACT NUMBER
PART NUMBER

PROVIDENCE, RHODE ISLAND, BY CENSUS TRACTS AND BLOCKS: 1950

PART I OF 11 PARTS



LEGEND

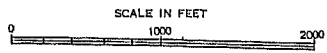
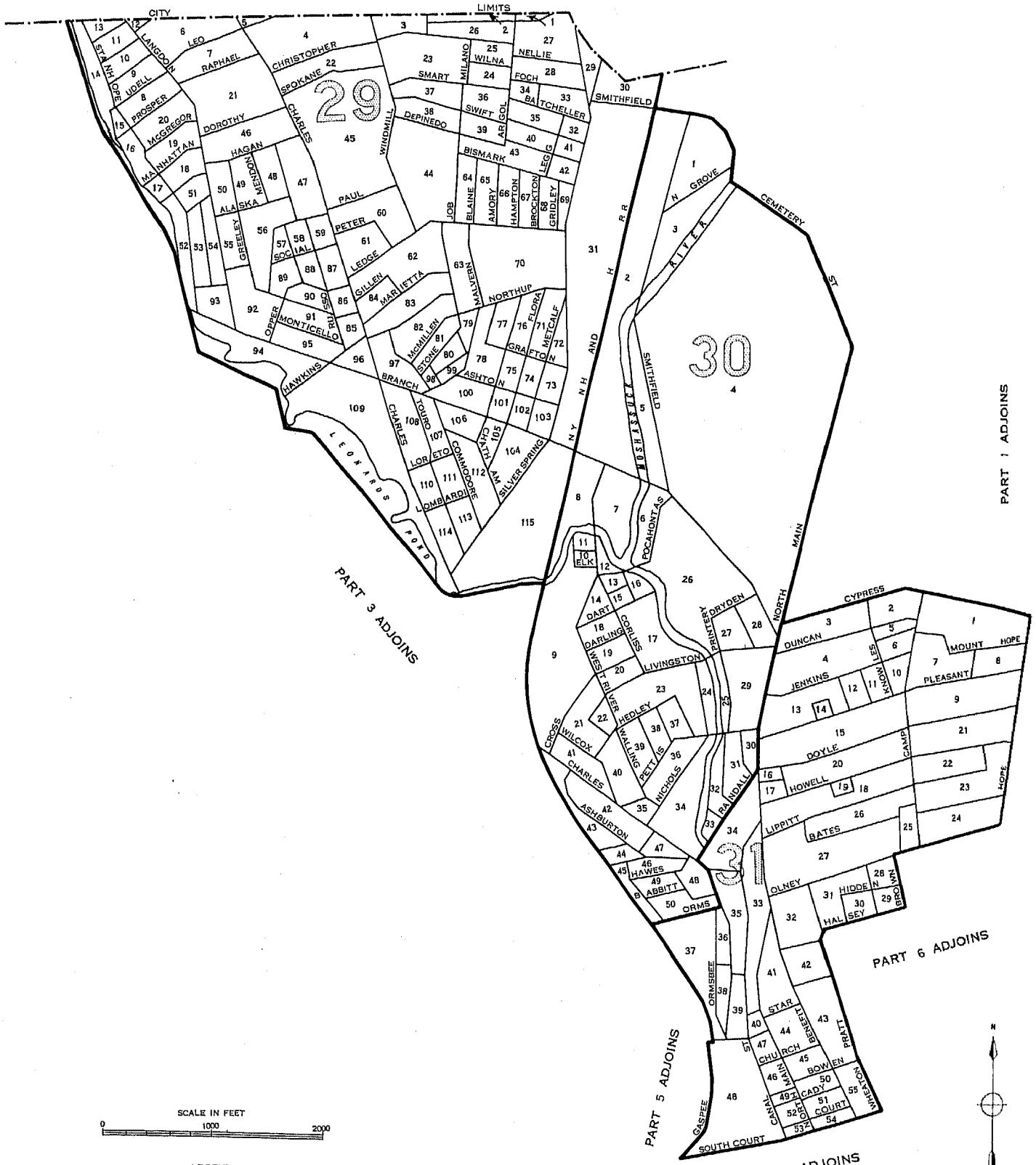
BLOCK NUMBERS
TRACT NUMBERS
TRACT BOUNDARIES

25
2

U.S. DEPARTMENT OF COMMERCE, BUREAU OF THE CENSUS

PROVIDENCE, RHODE ISLAND, BY CENSUS TRACTS AND BLOCKS: 1950

PART 2 OF 11 PARTS



LEGEND

BLOCK NUMBERS 25

TRACT NUMBERS 2

TRACT BOUNDARIES

U.S. DEPARTMENT OF COMMERCE, BUREAU OF THE CENSUS



PART 1 ADJOINS

PART 7 ADJOINS

PROVIDENCE, RHODE ISLAND, BY CENSUS TRACTS AND BLOCKS: 1950

PART 3 OF 11 PARTS



LEGEND

- 25 BLOCK NUMBERS
- 2 TRACT NUMBERS
- TRACT BOUNDARIES
- U.S. DEPARTMENT OF COMMERCE, BUREAU OF THE CENSUS

PROVIDENCE, RHODE ISLAND, BY CENSUS TRACTS AND BLOCKS: 1950
 PART 4 OF 11 PARTS



PROVIDENCE, RHODE ISLAND, BY CENSUS TRACTS AND BLOCKS: 1950

PART 5 OF 11 PARTS

PART 3 ADJOINS

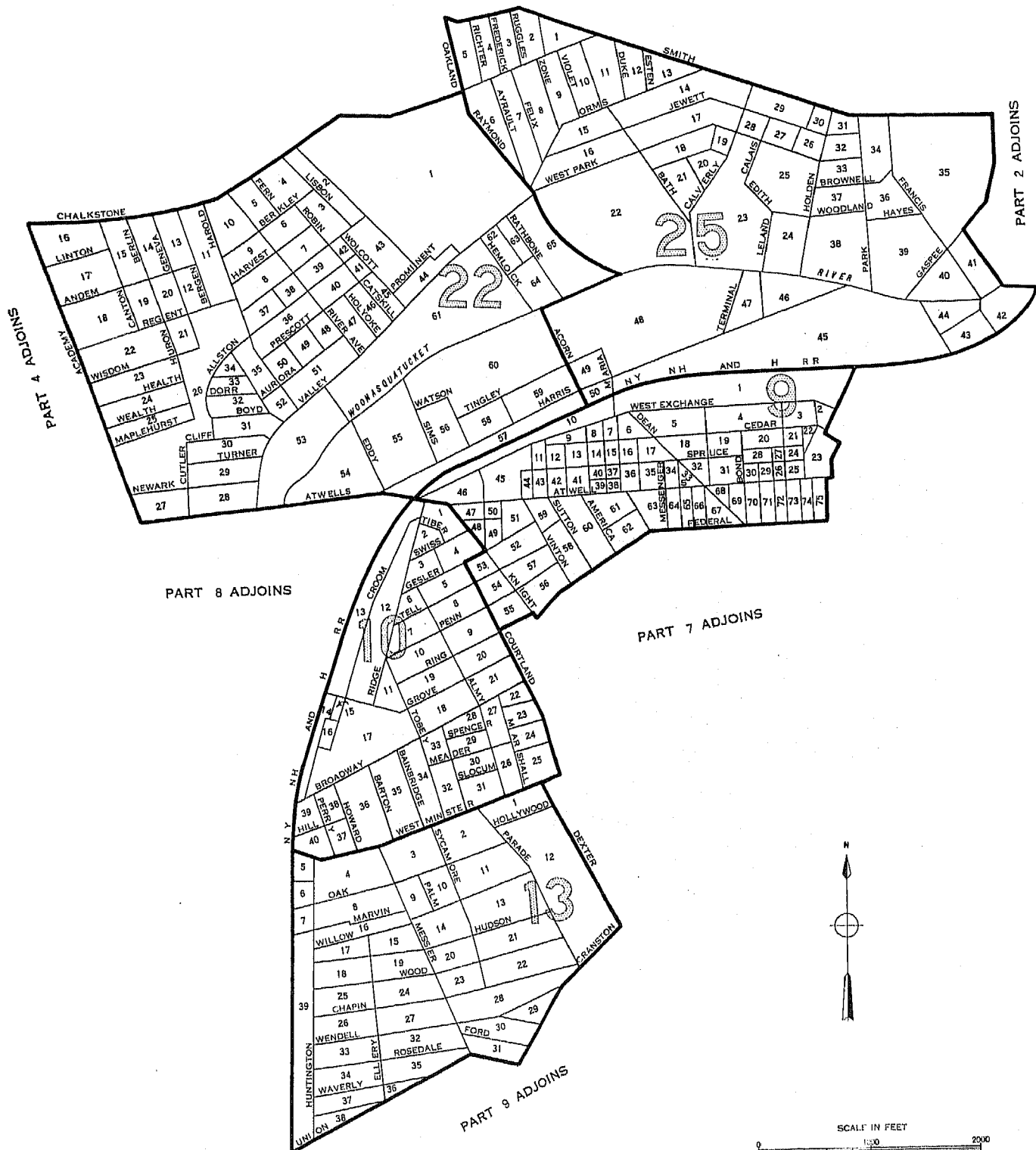
PART 2 ADJOINS

PART 4 ADJOINS

PART 8 ADJOINS

PART 7 ADJOINS

PART 9 ADJOINS



LEGEND

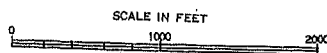
- BLOCK NUMBERS
- TRACT NUMBERS
- TRACT BOUNDARIES
- U.S. DEPARTMENT OF COMMERCE, BUREAU OF THE CENSUS

25

2

PROVIDENCE, RHODE ISLAND, BY CENSUS TRACTS AND BLOCKS: 1950

PART 6 OF 11 PARTS



LEGEND

BLOCK NUMBERS 25

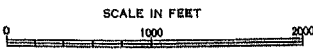
TRACT NUMBERS 2

TRACT BOUNDARIES

U.S. DEPARTMENT OF COMMERCE, BUREAU OF THE CENSUS

PROVIDENCE, RHODE ISLAND, BY CENSUS TRACTS AND BLOCKS: 1950

PART 7 OF 11 PARTS



LEGEND

BLOCK NUMBERS 25
 TRACT NUMBERS 2
 TRACT BOUNDARIES
 U.S. DEPARTMENT OF COMMERCE, BUREAU OF THE CENSUS

PROVIDENCE, RHODE ISLAND, BY CENSUS TRACTS AND BLOCKS: 1950

PART 8 OF 11 PARTS



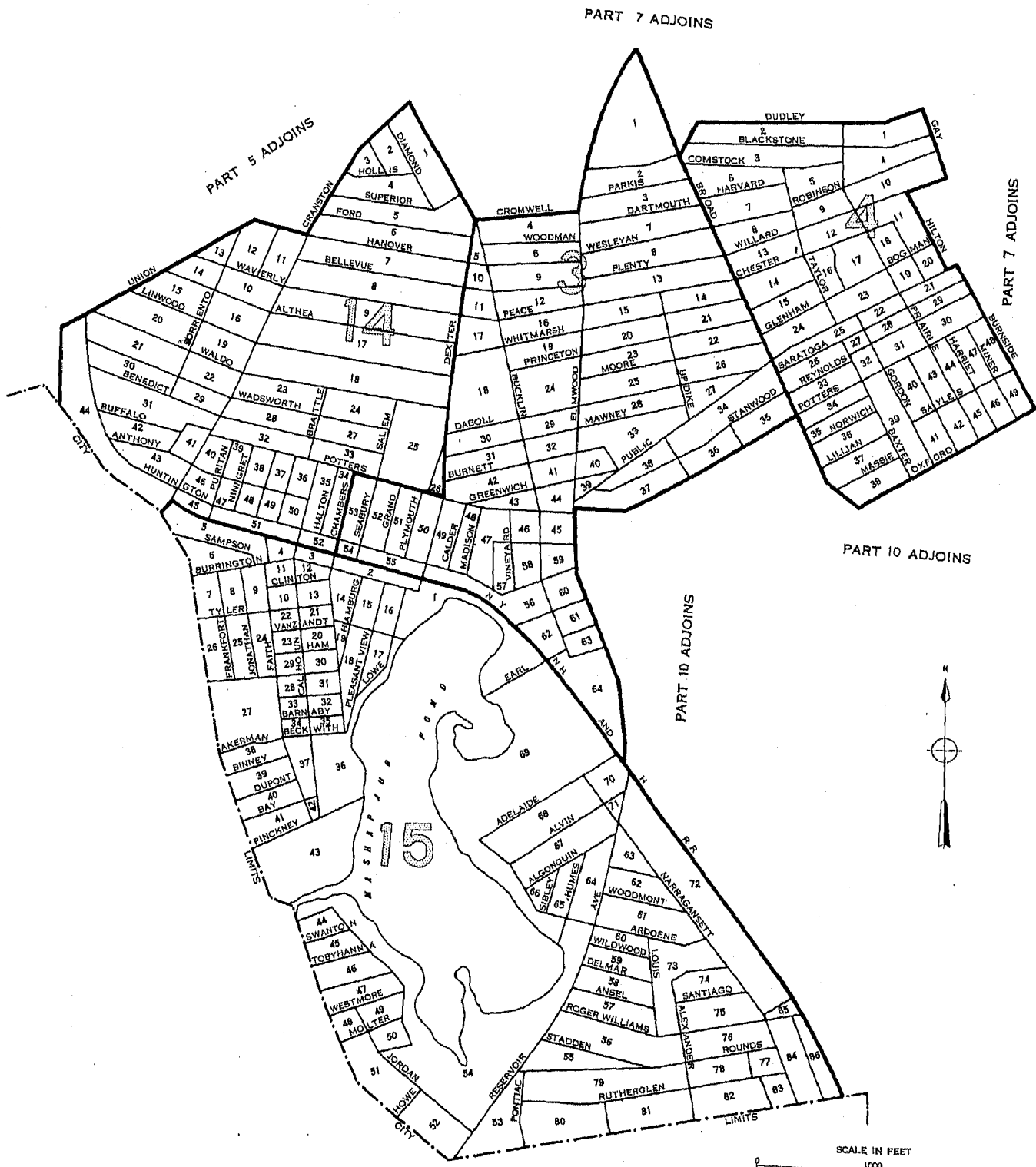
BLOCK NUMBERS
TRACT NUMBERS
TRACT BOUNDARIES

LEGEND



U.S. DEPARTMENT OF COMMERCE, BUREAU OF THE CENSUS

PROVIDENCE, RHODE ISLAND, BY CENSUS TRACTS AND BLOCKS: 1950
 PART 9 OF 11 PARTS



LEGEND

BLOCK NUMBERS

TRACT NUMBERS

TRACT BOUNDARIES

U.S. DEPARTMENT OF COMMERCE, BUREAU OF THE CENSUS

25

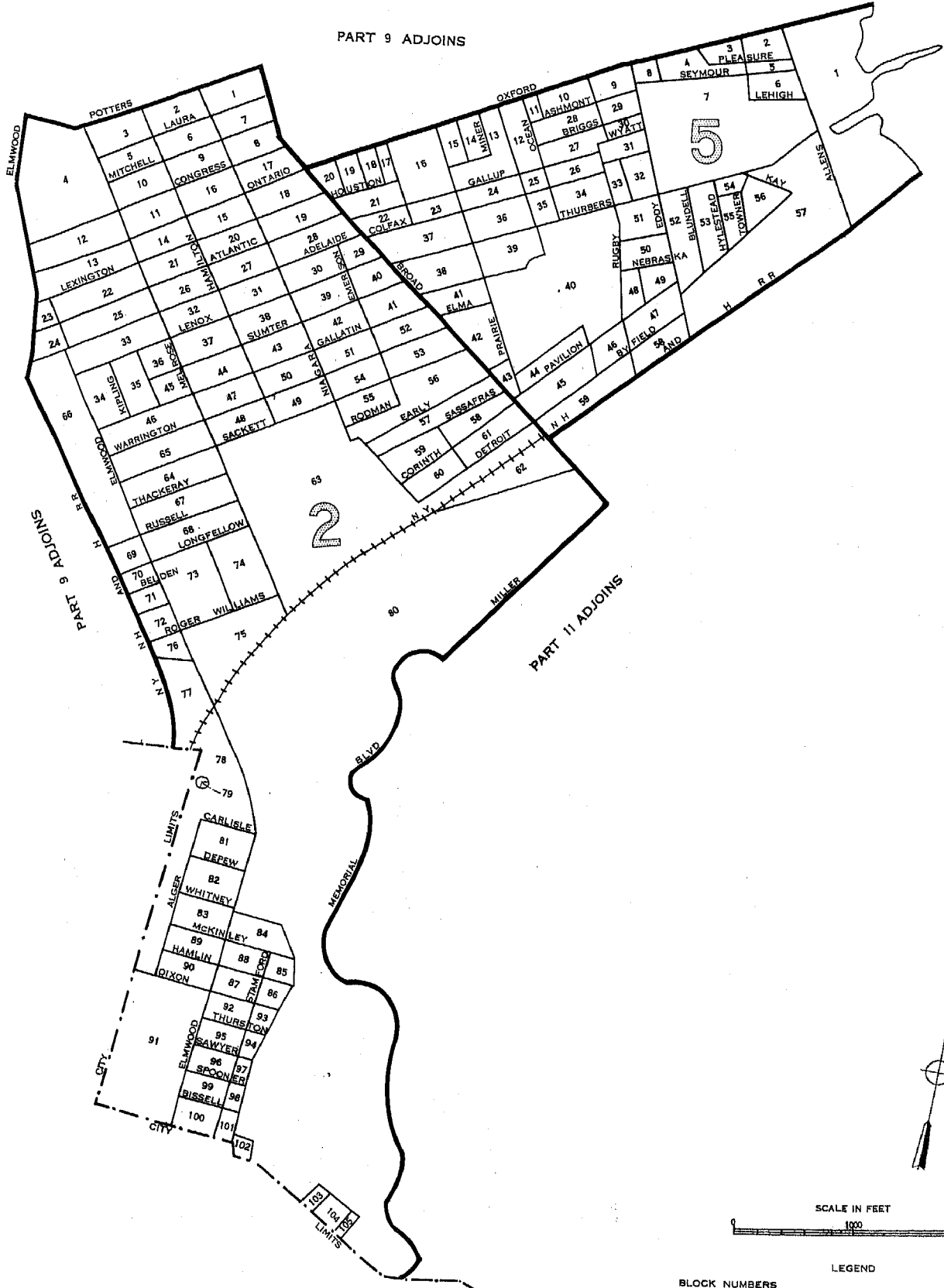
2

PROVIDENCE, RHODE ISLAND, BY CENSUS TRACTS AND BLOCKS: 1950

PART 10 OF 11 PARTS

PART 7 ADJOINS

PART 9 ADJOINS



LEGEND

BLOCK NUMBERS

TRACT NUMBERS

TRACT BOUNDARIES

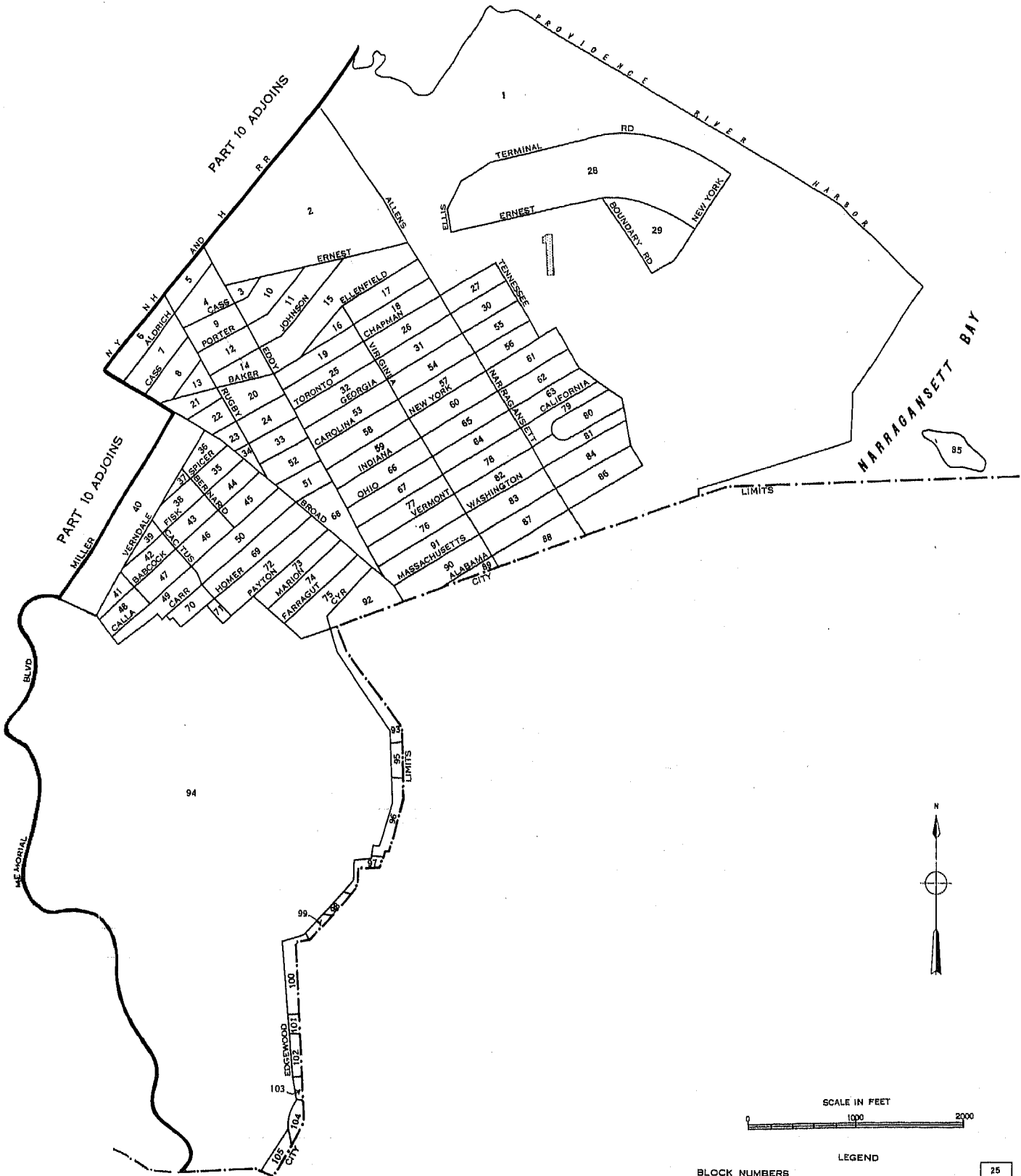
U.S. DEPARTMENT OF COMMERCE, BUREAU OF THE CENSUS

25

2

PROVIDENCE, RHODE ISLAND, BY CENSUS TRACTS AND BLOCKS: 1950

PART II OF 11 PARTS



SCALE IN FEET
0 1000 2000


LEGEND

- BLOCK NUMBERS
- TRACT NUMBERS
- TRACT BOUNDARIES
- U.S. DEPARTMENT OF COMMERCE, BUREAU OF THE CENSUS

25
2

1950 UNITED STATES CENSUS OF HOUSING

U. S. DEPARTMENT OF COMMERCE • BUREAU OF THE CENSUS



PUEBLO, COLO.

**BLOCK
STATISTICS**

U. S. CENSUS OF HOUSING: 1950

Volume

- I General Characteristics
- II Nonfarm Housing Characteristics
- III Farm Housing Characteristics
- IV Residential Financing
- V Block Statistics

Housing statistics for census tracts are to be included in the Population reports on census tracts.

U. S. CENSUS OF POPULATION: 1950

Volume

- I Number of Inhabitants
- II Characteristics of the Population

Succeeding volumes will cover the following subjects:

Census Tracts, Nativity and Parentage, Nonwhite Population by Race, Persons of Spanish Surname, Institutional Population, Differential Fertility, Labor Force Characteristics, Occupation, Industry, Income, Internal Migration, Education, Characteristics of Families and Households.

UNITED STATES CENSUS of HOUSING : 1950
U. S. DEPARTMENT OF COMMERCE BUREAU OF THE CENSUS
CHARLES SAWYER, Secretary ROY V. PEEL, Director



BLOCK STATISTICS


PUEBLO
COLORADO

Prepared under the supervision of
Howard G. Brunzman, Chief
Population and Housing Division

1950 HOUSING CENSUS REPORT
VOLUME V, PART 152

UNITED STATES GOVERNMENT PRINTING OFFICE 1951

BLOCKS





BUREAU OF THE CENSUS

ROY V. PEEL, *Director*

A. ROSS ECKLER, *Deputy Director*

HOWARD C. GRIEVES, *Assistant Director*

CONRAD TAEUBER, *Assistant Director*

MORRIS H. HANSEN, *Assistant Director for Statistical Standards*

ROBERT Y. PHILLIPS, *Assistant Director for Operations*

CALVERT L. DEDRICK, *Coordinator, International Statistics*

FRANK R. WILSON, *Information Assistant to the Director*

Population and Housing Division—

HOWARD G. BRUNSMAN, *Chief*

WAYNE F. DAUGHERTY, *Assistant Chief for Housing*

ROBERT B. VOIGHT, *Assistant Chief for Operations*

HENRY S. SHRYOCK, Jr., *Assistant Chief for Population*

EDWIN D. GOLDFIELD, *Program Coordinator*

Quality and Equipment Statistics—Robert C. Hamer, *Chief*

Inventory Statistics—Carl A. S. Coan, *Chief*

Developmental Programs—J. Hugh Rose, *Chief*

Residential Financing—Junia H. Honnold, *Chief*

Territories and Possessions—Joel Williams, *Chief*

Statistical Sampling—Joseph Steinberg, *Chief*

Statistical Procedure—Morton A. Meyer, *Chief*

Processing Operations—Milton D. Lieberman, *Chief*

Administrative Service Division—WALTER L. KEIHRES, *Chief*

Agriculture Division—RAY HURLEY, *Chief*

Budget Officer—CHARLES H. ALEXANDER

Business Division—HARVEY KAILIN, *Acting Chief*

Field Division—LOWELL T. GALT, *Chief*

Foreign Trade Division—J. EDWARD ELY, *Chief*

Geography Division—CLARENCE E. BATSCHLET, *Chief*

Governments Division—ALLEN D. MANVEL, *Chief*

Industry Division—MAXWELL R. CONKLIN, *Chief*

Machine Tabulation Division—C. F. VAN AKEN, *Chief*

Personnel Division—HELEN D. ALMON, *Chief*

SUGGESTED IDENTIFICATION

U. S. Bureau of the Census. *U. S. Census of Housing: 1950. Vol. V, Block Statistics, Part 152.*
U. S. Government Printing Office, Washington, D. C., 1952.

For sale by the Superintendent of Documents, U. S. Government Printing Office, Washington 25, D. C.,
or any of the Field Offices of the Department of Commerce - Price 15 cents

PREFACE

This report presents statistics on characteristics of dwelling units by blocks for the city. The tabulations are based on data from the 1950 Census of Housing, taken as of April 1, 1950. Authorization for the 1950 Census of Housing as part of the Seventeenth Decennial Census was provided by the Housing Act of 1949, approved July 15, 1949.

The major portion of the information compiled from the 1950 Census of Housing appears in Volume I, *General Characteristics*; Volume II, *Nonfarm Housing Characteristics*; Volume III, *Farm Housing Characteristics*; Volume IV, *Residential Financing*; and Volume V, *Block Statistics*. Volume V consists of separate reports, issued as bulletins for each of the 209 cities which in 1940 or in a subsequent census had a population of 50,000 or more. These reports will not be bound into a single publication.

The subjects covered in both the 1950 and 1940 reports on characteristics of dwelling units by blocks are substantially similar.

This report was prepared under the direction of Howard G. Brunsman, Chief, Population and Housing Division, and Wayne F. Daugherty, Assistant Chief for Housing. Robert C. Hamer, Chief, Quality and Equipment Statistics Section, was in charge of coordinating the content and the format of the report with assistance from Carl A. S. Coan, Chief, Inventory Statistics Section; Floyd D. McNaughton, Chief, Equipment and Facilities Unit; Beulah Washabaugh, Chief, Tenure and Vacancy Unit; and Walter A. Hines. The compilation of the statistics was under the supervision of Robert B. Volght, Assistant Chief for Operations.

The collection of the information on which these statistics are based was under the supervision of Lowell T. Galt, Chief, Field Division. The geographic work, including the assignment of all block numbers and the preparation of maps, was under the supervision of Clarence E. Batschelet, Chief, Geography Division. The data were tabulated under the supervision of C. F. Van Aken, Chief, Machine Tabulation Division.

January 1952.

PUEBLO, COLO.

CONTENTS

INTRODUCTION

	Page	
General.....	1	Definitions and explanations—Continued
Related reports.....	1	Persons per room.....
Use of data.....	1	Color of occupants.....
Comparability with 1940 Housing Census data.....	1	Contract monthly rent.....
Definitions and explanations.....	1	Value of one-dwelling-unit structures.....
Dwelling unit.....	1	Number reporting.....
Occupancy and tenure.....	2	Block identification.....
Condition and plumbing facilities.....	2	

TABLES

Table 1.—Characteristics of housing for the city: 1950.....	
Table 2.—Characteristics of housing by wards: 1950.....	
Table 3.—Characteristics of housing for block areas, by blocks: 1950.....	

Map of city, by blocks, appears following last page of tables.

BLOCK STATISTICS

INTRODUCTION

GENERAL

Volume V of the Reports on Housing consists of a separate report for each of the 209 cities which in 1940 or in a subsequent census prior to 1950, had a population of 50,000 or more. Each report presents for the city, by blocks, tabulations for a limited number of subjects obtained in the Census of Housing. The subjects in these reports are similar to those in the block statistics supplements to Volume I of the reports of the 1940 Census of Housing. The subjects in this report present the number of dwelling units classified by occupancy and tenure, condition and plumbing facilities, persons per room, color of occupants, average contract monthly rent of renter-occupied and selected vacant units, and the average value of one-dwelling-unit owner-occupied and selected vacant structures. In table 1, the statistics for these subjects are summarized for the city. Table 2 of the standard series is omitted, as this city was not reported by wards or tracts. In table 3, the data are presented by blocks within block areas. Maps identifying the location of each block and the block area boundaries are a part of this report.

Related reports.—Related statistics for this city are contained in the Reports on Housing, Volume I, *General Characteristics*; and in the Reports on Population, Volume I, *Number of Inhabitants*, and Volume II, *Characteristics of the Population*.

The Reports on Housing for each State in Volume I present data on the characteristics of dwelling units for the State by residence (urban, rural nonfarm, and rural farm), for standard metropolitan areas, urbanized areas, counties, for urban places, places of 1,000 to 2,500 inhabitants, and rural-nonfarm and rural-farm dwelling units for each county. Each report includes the following subjects: occupancy, tenure, race of occupants, type of structure, year built, condition and plumbing facilities, water supply, toilet and bathing facilities, number of rooms, number of persons, persons per room, electric lighting, heating equipment, heating and cooking fuels, refrigeration equipment, kitchen sink, radio, television, and, for nonfarm units, the contract monthly rent, gross monthly rent, and value of one-dwelling-unit structures.

Volume I of the Reports on Population shows the 1950 population of each county and of each minor civil division within the county. It also contains figures for each incorporated place, for each unincorporated place with 1,000 or more inhabitants, and for incorporated places of 5,000 or more by wards. A special series of tables presents data for each urbanized area giving the incorporated places and portions of minor civil divisions within it.

Volume II of the 1950 Population Reports contains statistics on the general characteristics of the population. Chapter A of this volume repeats the figures on number of inhabitants as shown in Volume I; Chapter B presents demographic, economic, and social characteristics of the population; and Chapter C gives more detailed cross-classifications for States and large cities and standard metropolitan areas.

Use of data.—The tabulation of housing characteristics for areas as small as city blocks provides descriptive material of considerable value for technical studies of housing in the city. The statistics will be useful in compiling totals for special types

of areas that may be defined to meet the requirements of individual investigators. Users of the data should bear in mind that in practically all cases the data for a given block represent the work of only one enumerator. Consequently, housing characteristics for blocks are subject to a wider margin of error than is to be expected in the figures for tracts or wards which represent returns made by a number of enumerators. Misinterpretation of instructions by one enumerator may cause a significant bias in the statistics for a block even though it may have a negligible effect upon the figures for larger areas. In particular, the enumeration of "condition" depended to a considerable extent upon the judgment of the individual enumerator. Also, failure to indicate the correct block number for a significant number of dwelling units may introduce errors into the block data.

Comparability with 1940 Housing Census data.—In the 1940 Census of Housing, reports entitled "Block Statistics" were issued as supplements to the first series of Housing bulletins. These supplements consisted of separate reports for each of the 191 cities which had 50,000 inhabitants or more in 1930.

In the 1950 reports, the block numbers used are different, in most cases, from those used in the 1940 reports. Therefore, to compare 1940 and 1950 data for a given block, it is necessary to locate the block on the maps to obtain the corresponding 1940 and 1950 block numbers.

The subjects in both the 1940 and 1950 reports are substantially similar. However, data on number of structures, year built, and mortgage status have been omitted from the 1950 report. Furthermore, in the 1940 reports average contract or estimated monthly rent was reported for all dwelling units while in 1950 average contract monthly rent is reported for some, and average value for other, dwelling units.

DEFINITIONS AND EXPLANATIONS

More detailed and complete definitions are presented in Volume I of the Housing Reports.

Dwelling unit.—In general, a dwelling unit is a group of rooms or a single room, occupied or intended for occupancy as separate living quarters, by a family or other group of persons living together or by a person living alone.

A group of rooms, occupied or intended for occupancy as separate living quarters, is a dwelling unit if it has separate cooking equipment or a separate entrance. A single room, occupied or intended for occupancy as separate living quarters, is a dwelling unit if it has separate cooking equipment or if it constitutes the only living quarters in the structure. Also, each apartment in a regular apartment house is a dwelling unit even though it may not have separate cooking equipment. Excluded from the dwelling unit count are large rooming houses, institutions, dormitories, and transient hotels and tourist courts.

In the 1940 Census, a dwelling unit was defined as the living quarters occupied or intended for occupancy by one household. A household consisted of a family or other group of persons living together with common housekeeping arrangements, or a person living entirely alone. However, the enumerator was not explicitly

Instructed to define rooms as dwelling units on the basis of cooking equipment or separate entrance.

The number of dwelling units in the 1950 Census may be regarded as comparable with the number of dwelling units in the 1940 Census. Some living quarters may have been classified as separate dwelling units in the one census and not in the other. Further, in the 1950 Census, living quarters with five or more lodgers were not tabulated as dwelling units; generally, such quarters were included in the 1940 dwelling unit count. However, the net effect of these changes is probably small.

Occupancy and tenure.—Dwelling units are classified by occupancy and tenure into four groups: owner-occupied; renter-occupied; vacant nonseasonal not dilapidated, for rent or sale; and other vacant and nonresident. A dwelling unit is classified as owner-occupied if it was owned wholly or in part by the head of the household or by some related member of his family living in the dwelling unit. All other occupied units are classified as renter-occupied whether or not cash rent was actually paid for living quarters. Rent-free units and living accommodations received in payment for services performed are thus included with the renter-occupied units.

A dwelling unit is considered vacant if no persons are living in it at the time of enumeration. New units not yet occupied were enumerated as vacant dwelling units if construction had proceeded to the extent that all the exterior windows and doors were installed and final usable floors were in place. The classification "Vacant nonseasonal not dilapidated, for rent or sale" is descriptive of the vacant dwelling units reported in this classification. "Other vacant and nonresident" units include all dilapidated and seasonal vacant units as well as the not dilapidated units which were not for rent or sale.

Because of changes in enumeration procedures, the counts of total vacant units in 1940 and 1950 are not strictly comparable. In 1940, vacant units were enumerated if they were habitable; units uninhabitable and beyond repair were excluded from the enumeration. In 1950, units were included regardless of condition if they were intended for occupancy as living quarters. Therefore, no comparison should be made between the data on "vacant nonseasonal not dilapidated, for rent or sale" units from the 1950 Census and data in the 1940 Census reports.

In both censuses, dwelling units occupied entirely by nonresidents were included with vacant units not for rent or sale. Trailers, tents, houseboats, and railroad cars which were vacant were excluded from the dwelling unit inventory in both 1950 and 1940.

Condition and plumbing facilities.—Data on condition of a dwelling unit are shown in combination with data for selected plumbing facilities and are, therefore, limited to units for which both condition and plumbing facilities are reported. Plumbing facilities include water supply, toilet facilities, and bathing facilities.

The category "with private bath" includes those dwelling units reported with both a flush toilet and a bathtub or shower inside the structure for the exclusive use of the occupants of the unit. The category "no private bath" includes those dwelling units not having private flush toilet or not having private bathing facilities. The "no running water" category includes units with only piped running water outside the structure or with only other sources such as a hand pump.

A dwelling unit is "dilapidated" when it is run-down or neglected, or is of inadequate original construction, so that it does not provide adequate shelter or protection against the elements or it endangers the safety of the occupants.

Persons per room.—The number of persons per room has been computed for each occupied dwelling unit by dividing the number of persons in the dwelling unit by the number of rooms in the dwelling unit. All persons enumerated in the Population Census as members of the household (including lodgers, servants, and

other nonrelated persons) are counted in determining the number of persons that occupy the dwelling unit. The number of rooms in the dwelling unit includes all rooms available for living quarters throughout the year. Not counted as rooms are bathrooms, closets, pantries, halls, screened porches, and unfinished rooms in the basement and attic.

Color of occupants.—Occupied dwelling units are classified by color of head of household according to the definition used in the 1950 Census of Population. The group designated as "nonwhite" consists of Negroes, Indians, Japanese, Chinese, and other nonwhite races. Persons who are not definitely Indian or of other nonwhite race are classified as white.

Contract monthly rent.—Contract monthly rent is the rent, at the time of enumeration, contracted for by the renter regardless of whether it includes furniture, heating fuel, electricity, cooking fuel, water, or personal services.

Monthly rent for vacant dwelling units is the amount asked for the dwelling unit at the time of enumeration. The average monthly rent relates to renter-occupied dwelling units and vacant nonseasonal not dilapidated units for rent. Dwelling units which are occupied "rent-free" are not included with the units reporting rent.

Value of one-dwelling-unit structures.—Average value is shown for owner-occupied dwelling units and vacant nonseasonal not dilapidated units which are for sale only. Value is shown only if the unit is in a one-dwelling-unit structure without business and if it is the only dwelling unit included in the property. The value represents the amount for which the owner estimates that the property, including such land as belongs with it, would sell under ordinary conditions and not at a forced sale. For vacant units, value is the sale price asked by the owner.

Number reporting.—Occupancy and tenure are reported for all dwelling units, and color of occupants is reported for all occupied units. The corresponding distributions for these subjects in table 1 are based on all dwelling units and on occupied units, respectively. For all other subjects, the distributions are based on the units for which the specific characteristics are reported, that is, the "Number reporting."

The number of dwelling units for which the enumerator obtained no report on a particular item is shown for the city totals only; however, the number "not reported" can easily be derived for each area in tables 2 and 3 by subtracting the number reporting from the total number of dwelling units (or total occupied).

Block identification.—A map or series of maps is included in this report showing block numbers for each block, letter designations for block areas, and the names of principal streets.

Blocks are identified by serial numbers, a separate series of numbers being used for each block area. Thus, the location of each block for which data are presented in table 3 may be determined by referring to the identification of the block area and block shown on the map. Similarly, data for a specific block may be located in the table by reference to the map for the identification numbers of the block area and block.

A block area is an arbitrary subdivision established to facilitate numbering blocks in groups of less than 1,000. In some cities this division was not necessary and the blocks are numbered within the city as a whole.

If no dwelling units are reported for a block, the block number is not listed in table 3, although it is shown on the map. Dwelling units for which the block number was not reported are indicated in the table by the symbol "NR." Detailed data are not shown for such dwelling units, nor for blocks containing fewer than three dwelling units. Average monthly rent is not shown when the monthly rent was reported for fewer than three dwelling units. Average value is not shown when the value of one-dwelling-unit properties was reported for fewer than three dwelling units. All dwelling units are included, however, in the statistics for the city.

Table 1.—CHARACTERISTICS OF HOUSING FOR THE CITY: 1950

Subject	Number	Percent	Subject	Number	Percent
OCCUPANCY AND TENURE			PERSONS PER ROOM		
All dwelling units.....	19,569	100.0	Occupied dwelling units.....	19,151	...
Owner occupied.....	12,365	63.2	Number reporting.....	18,918	100.0
Renter occupied.....	6,786	34.7	1.80 or less.....	17,348	91.7
Vacant nonseasonal not dilapidated, for rent or sale.....	223	1.1	1.81 or more.....	1,570	8.3
Other vacant and nonresident.....	195	1.0	Not reported.....	233	...
CONDITION AND PLUMBING FACILITIES			CONTRACT MONTHLY RENT		
All dwelling units.....	19,569	...	Renter-occupied, and vacant nonseasonal not dilapidated units, for rent—Number reporting.....	6,341	...
Number reporting.....	19,109	100.0	Total contract monthly rent..... dollars..	212,447	...
With private bath, not dilapidated.....	13,239	69.3	Average monthly rent..... dollars..	33.50	...
No private bath, with running water, not dilapidated.....	4,019	21.0	VALUE OF ONE-DWELLING-UNIT STRUCTURES		
No running water or dilapidated.....	1,851	9.7	Owner-occupied, ¹ and vacant nonseasonal not dilapidated units, for sale only—Number reporting.....	10,264	...
Condition or plumbing facilities not reported.....	460	...	Total value or sale price..... dollars..	70,453,400	...
No private bath or dilapidated.....	5,870	30.7	Average value..... dollars..	6,864	...
COLOR OF OCCUPANTS					
Occupied dwelling units.....	19,151	100.0			
White.....	18,695	97.6			
Nonwhite.....	456	2.4			

¹ Restricted to 1-dwelling-unit properties.

(Table 2 of the standard series is omitted, as this city was not reported by wards or tracts)

HOUSING—BLOCK STATISTICS

Table 3.—CHARACTERISTICS OF HOUSING FOR BLOCK AREAS, BY BLOCKS: 1950—Con.

Block area	Block	All dwelling units by occupancy and tenure					All dwelling units by condition and plumbing facilities			Occupied dwelling units			Contract monthly rent ¹		Value ² of one-dwelling-unit structures		
		Total	Owner occupied	Renter occupied	Vacant non-seasonal not dilap., for rent or sale	Other vacant and non-resident	Number reporting	No private bath or dilap.	No running water or dilap.	Total	Persons per room	Occupied by non-white	Number reporting	Average monthly rent (dollars)	Number reporting	Average value (dollars)	
A	434	17	15	1		1	16	2	16	16					15	51.40	
	435	16	14	1		1	16	2	16	16					14	49.64	
	436	17	15	2			17		17	17		2	2		12	5.858	
	437	9	7	2			9	1	9	9	1				7	4.814	
	438	13	12	1			13	2	13	13		2			12	4.483	
	439	10	9			1	10	4	9	9	1				8	4.375	
	440	20	17	3			20	6	20	20	2	3	4 0.00		17	4.441	
	441	16	12	3		1	16	4	15	15	3	3	19.00		12	6.500	
	442	20	19	1			19	1	20	20					14	6.107	
	443	21	18	3			21	1	21	21	1	3	4 6.66		17	6.117	
	444	17	13	4			16	4	17	17	1	2			10	5.750	
	445	16	14	1	1		16	1	15	15		1			15	5.520	
	447	17	16	1			17		17	17		1			15	7.153	
	448	13	12	1			13	1	13	13					10	8.050	
	449	14	13	1			14		14	14	1				11	7.000	
	450	9	6	3			9	1	9	8	1	3	3 0.00		6	7.083	
	451	12	9	2	1		12	1	11	11	1	1			9	6.122	
	453	16	9	7			15	2	16	15	3	7	4 2.00		8	3.612	
	454	8	8				8	4	8	6		6			6	2.966	
	455	22	8	13		1	22	1	21	21		13	4 8.53		4	11.000	
	456	47	12	31		4	46	21	13	43	42	7	2 8	5 15.3	4	6.000	
	457	1															
	458	45	9	36			44	12	8	45	45	1	3 6	4 3.22	4	8.000	
	459	30	11	19			30	19	15	30	30	2	19	3 5.57	6	5.916	
	460	14	6	8			13	6	5	14	14		7	3 2.28	6	6.050	
	461	28	11	17			25	11	2	28	27	1	16	3 5.75	7	6.114	
	462	21	15	6			20	2	2	21	20		5	4 3.00	13	6.346	
	463	20	11	7	1	1	20	4	1	21	18		9	4 0.28	10	5.920	
	464	24	15	9			24	10	4	24	24	4	7	3 1.77	11	4.863	
	465	21	17	4			21			21	21	2	3	3 3.33	17	5.264	
	466	2															
	467	1															
	468	3															
	469	13	11	1	1		13	11	8	12	3	2	1		2		
	477	7	6	1			7	3	3	7	7	3	1		10	2.560	
	478	7	6	1			7	1		7	7		1		5	3.600	
	479	8	7	1			5			8	8		1		5	3.900	
	480	15	8	7			15	3	1	15	15	1	7		7	5.571	
	481	19	12	6		1	17	5	3	18	18		5	3 5.00	7	5.357	
	482	16	5	11		1	17	5	3	16	18	1	5	3 5.20	11	5.118	
	483	43	12	30		1	43	27	3	42	42	3	30	3 3.70	7	7.285	
	484	51	7	42		2	49	22	1	49	49	4	41	3 5.87	2		
	485	34	3	29	1	1	34	3		32	32	2	29	3 9.62			
	487	54	3	50		1	54	6	1	53	53		46	4 6.26			
	488	1															
	489	12	7	5			11	5	4	12	10	1	4	3 2.75	6	4.716	
	491	21	11	10			21	16	9	21	20		9	3 3.11	6	4.916	
	492	16	17	1			18	2	2	18	18		2		15	7.200	
	493	15	13	2			15			15	15		1		11	6.281	
	494	23	15	8			23	8	5	23	23	1	8	3 9.50	12	6.608	
495	24	17	7			24	7	4	24	24	2	7	3 4.42	15	8.033		
496	19	9	2			16	2		9	9		1		6	6.666		
497	16	16	3			19	1	1	19	19		1		14	5.114		
498	17	15	2			17	1	1	17	17		1		14	5.957		
499	19	17	1			19	1		17	17		1		16	5.893		
500	17	15	2	1	1	17	1		17	17	1	2		15	5.713		
501	19	17	2			19	2	1	19	19		1		17	6.676		
502	22	18	4			22			22	22		4		17	6.811		
503	16	13	3			16	1	1	16	16		3	3 9.50	17	6.461		
504	12	11	1			12	1	1	12	12		1	4 2.66	13	6.461		
505	9	9				9			9	9				9	8.944		
506	16	16				17	1		16	14				16	6.787		
507	17	15	2			17	2		17	17	1	2		14	8.685		
508	23	19	4			23	4		23	23	1	7	3 1.75	15	6.353		
509	17	9	8			17	4		17	16		4	3 4.85	7	5.257		
510	31	19	11	1	1	31	7	4	30	30		10	3 7.70	15	5.680		
511	15	9	6			15	7		15	15	1	5	3 6.40	6	5.500		
512	23	11	12			23	12		23	23	1	10	3 1.80	3	8.833		
513	18	11	7			17	2	1	18	17		6	4 9.33	10	7.950		
514	12	10	2			11	5	3	12	11		2		9	5.733		
516	20	10	9			20	13	10	19	19	3	9	3 0.55	6	4.516		
517	29	6	22		1	27	11	1	28	28	4	22	4 4.59	1			
518	1																
519	38	10	27		1	36	19	2	37	36	1	27	3 6.66	3	7.666		
520	35	9	24	1	1	35	10	2	33	33		25	3 8.20	3	1 3.000		
521	26	7	15		4	26	2	3	22	21	1	15	4 5.13	5	2 0.800		
522	22	9	13			22	9		22	22	4	12	3 2.58	5	4.800		
523	8	5	3			8	2		8	8		3	4 3.33	5	6.700		
525	10	5	5			10	7		10	10		5	2 0.40	2			
526	11	3	8			11	10	3	11	11	6			1			
527	6	4	2			6	6	4	6	6	1	1		4	2.750		
528	1																
529	9	6	3			9	9	6	9	9	6	3	1 2.33	6	1.833		
530	4	1	1			4	5		4	5		4		4	1.625		
531	5	1	3		1	4	3		4	4		2		4			
532	11	6	5			11	8		11	11	1	1	1 3.80	4	2.150		
534	20	6	13	1		20	11		19	19	3	14	2 2.64	4	4.875		

¹For renter - occupied dwelling units and vacant nonseasonal not dilapidated units, for rent.
²For owner - occupied dwelling units and vacant nonseasonal not dilapidated units, for sale only.

HOUSING-BLOCK STATISTICS

Table 3.—CHARACTERISTICS OF HOUSING FOR BLOCK AREAS, BY BLOCKS: 1950—Con.

Block area	Block	All dwelling units by occupancy and tenure					All dwelling units by condition and plumbing facilities			Occupied dwelling units				Contract monthly rent ¹		Value ² of one-dwelling-unit structures	
		Total	Owner occupied	Renter occupied	Vacant non-seasonal not dilap., for rent or sale	Other vacant and non-resident	Number reporting	No private bath or dilap.	No running water or dilap.	Total	Persons per room		Occupied by non-white	Number reporting	Average monthly rent (dollars)	Number reporting	Average value (dollars)
											Number reporting	1.51 or more					
A	631	20		20					20	20			20	35.15			
	632	31	1	25	4	1			26	26	11	2	27	33.92			
	633	62	6	55	1			3	61	61	16		53	26.52			
	634	4		4					4	4			4	43.00			
	636	15	8	7				3	15	14			7	31.42	7	61.28	
	637	16	4	11	1				15	13			10	30.90	4	60.50	
	638	34	12	22				2	34	34			22	35.27	5	46.00	
	639	19	10	9				1	19	19			9	31.88	7	52.14	
	640	11	9	2					11	11			9	61.44	9	61.44	
	641	14	11	3					14	14			3	41.00	10	84.30	
	642	17	16	1					17	17			1		15	67.20	
	643	24	18	5	1			1	23	23			3	22.00	18	64.27	
	644	18	15	2		1			17	16			2		14	63.57	
	645	23	21	2					23	23			2		17	89.41	
	646	14	12	2				1	14	14	1		1		11	60.45	
	647	17	15	1		1			17	16			1		15	68.66	
	648	24	13	11				2	24	24	1		10	40.60	10	51.80	
	649	17	13	4					17	17	1		4	47.50	12	56.41	
	650	12	11	1					12	12			1		11	56.63	
	651	13	9	4					13	13			4	43.25	8	50.37	
	652	19	17	2				2	19	19	2		2		15	37.26	
	653	18	15	3				1	18	18			3	28.33	14	68.57	
	654	16	13	3					16	16			3	36.00	11	63.63	
	655	31	22	8		1		1	30	30			8	38.37	20	59.40	
	656	15	11	3	1				14	14			3	33.33	9	74.33	
	657	13	12	1				1	13	13	1		1		10	50.70	
	658	9	5	3	1			2	8	8			3	30.00	4	38.75	
	659	15	10	4	1				15	14	1		5	32.80	10	36.10	
	660	17	8	9					17	17	4		9	23.33	7	28.88	
	661	23	9	13		1			21	14	11		12	22.66	3	43.33	
	662	20	12	8					19	12	12		8	34.87	9	28.00	
	664	10	2	8					10	10	3		8	22.50	1		
	665	17	4	11	2				17	16	1		12	29.50	1		
	666	31	6	25					31	23	3		23	29.65	2		
	667	19	4	13	1	1			18	15	7		11	28.72	1		
	668	10		9	1				9	7	5		9	22.88			
	669	1							1			1					
	670	1							1								
	671	1							1								
	673	5	1	4				3	5	5		2	4	8.50			
	674	25	6	19					25	23	20		18	15.05	4	50.00	
	676	1							1								
	678	5	1	4					5	5			4	28.25			
	679	6		6					6	6			5	63.00			
	680	12	1	10	1				11	11	1		11	24.18			
	681	24	9	15				7	24	24	6		15	25.53	1		
	682	19	6	13					19	19	1	1	12	29.75	3	40.00	
	683	45	13	33	1				42	23	1		27	30.18	6	43.33	
	684	43	19	24					42	43	30		23	15.69	10	28.20	
	685	44	13	31		2			42	36	11		28	19.71	9	32.22	
	686	25	17	8					21	7	5		7	32.85	11	37.09	
	687	16	11	5					16	9	8		5	15.40	9	30.44	
	688	9	6	2		1			9	7	6		2		5	40.60	
	689	13	12	1					13	13			1		11	59.09	
	690	12	8	4					12	11			4	55.25	8	78.25	
	691	19	15	4				1	19	19	1		4	30.75	14	53.85	
	692	16	15	1					16	16			1		15	40.86	
	693	22	18	4					21	22			3	40.66	16	63.31	
	694	14	13	1					14	14			1		13	34.53	
	695	12	10	1		1			12	3	1		1		10	51.60	
	696	18	16	2					18	4			2		16	41.56	
	698	11	8	3				4	11	7	4		3	37.33	7	41.14	
	699	6	3	3					6	6			3	41.66	2		
	700	18	8	10					18	18	6		9	12.22	5	21.20	
	701	28	15	13					21	10	28		12	62.25	7	37.71	
	702	30	19	11					30	23	10		10	22.50	17	37.82	
	703	17	14	3					17	10	7		1		13	31.84	
	704	53	26	27				35	53	53	14		26	15.03	17	25.76	
	705	8	4	3	1				7	6			2		4	57.50	
	706	23	9	14					23	10		1	13	26.15	6	46.33	
	707	6	2	4					6	1	1		4	38.75	1		
	708	1							1								
	709	10	9	1	1				9	2	9		9	39.88			
	711	11	10	1		1			11	10	9		6	16.33			
	713	1							1								
	716	62	2	60					60	12	12	1	59	15.22			
	717	22	1	21	1				19	19	5		19	28.84			
	719	3		3					3	1			3	15.00			
	720	1							1								
	721	1							1								
	723	5		5					5	5	4	3	5	12.20			
	724	13	4	9					13	9	4		8	19.50	4	51.25	
	725	12	9	3					12	8	12		3	16.66	7	50.37	
	726	19	12	7					18	8	4		5	87.5	12	43.75	
	728	15	10	5					15	14	4		3	23.33	7	43.48	
	729	11	8	3					11	9	4		3	14.33	8	19.37	
	730	13	7	6					12	9	5		5	26.20	5	32.60	

¹For renter - occupied dwelling units and vacant nonseasonal not dilapidated units, for rent.
²For owner - occupied dwelling units and vacant nonseasonal not dilapidated units, for sale only.

HOUSING—BLOCK STATISTICS

Table 3.—CHARACTERISTICS OF HOUSING FOR BLOCK AREAS, BY BLOCKS: 1950—Con.

Block area	Block	All dwelling units by occupancy and tenure					All dwelling units by condition and plumbing facilities			Occupied dwelling units			Contract monthly rent ¹		Value ² of one-dwelling-unit structures		
		Total	Owner occupied	Renter occupied	Vacant non-seasonal not dilap., for rent or sale	Other vacant and non-resident	Number reporting	No private bath or dilap.	No running water or dilap.	Total	Persons per room		Occupied by non-white	Number reporting	Average monthly rent (dollars)	Number reporting	Average value (dollars)
											Number reporting	1.51 or more					
B	57	23	11	12													
	58	21	10	10	1	22	5	3	23	23	3		12	34.75	8	5200	
	59	3	2	1		21	15	6	20	20	5		9	24.33	4	4250	
	63	20	5	15		20	12	4	20	20	5		14	33.50	1		
	64	10	4	6		10	7		10	10			6	33.16			
	65	11	8	3		11	5	3	11	11	2		3	21.66	5	3700	
	67	62	31	30		59	24		61	61	2		29	35.99	21	4952	
	68	23	20	3	1	23	1		23	23	1		3	55.00	16	8718	
	70	16	16	3		16			16	16	8		5	51.00	15	13466	
	72	8	3	5		8			8	8	2				1		
	73	7	4	3		7			7	7			2		4	17750	
	75	2				2			2	2							
	76	18	17	1		18	5	2	18	18			1		12	5041	
	77	17	14	3		17	2	2	17	17	2		3	68.33	13	9000	
	78	6	6			6			6	6					4	7850	
	80	1				1			1	1							
	81	1				1			1	1							
	82	5	4	1		5	1	1	5	5					3	7166	
	83	4	4			4			4	4					4	6250	
	84	7	4	3		7	1		7	7			3	69.66	4	7750	
	85	5	5			5			5	5	1				5	6900	
	90	16	14	2		16			16	16			2		14	14514	
	91	19	17	2		19			19	19	1		2		13	10192	
	92	17	14	3		17			17	17	1		2		10	9100	
	93	23	17	5	1	23	3		22	22	1		5	33.40	17	8364	
	94	31	17	14		31	8		31	31			13	36.53	14	8857	
	95	23	14	8		23			22	22			8	50.62	13	9653	
	96	74	38	36		73	30	7	74	74	4		32	29.78	25	5472	
	98	68	20	46		63	31	2	66	66	2		46	23.76	12	4583	
	99	8	3	5		8	6	2	8	8	4		5	25.00	1		
	101	2				2			2	2							
	102	23	1	21	1	20	19	2	22	22	14	5	22	23.63			
	105	1				1			1	1							
	106	1				1			1	1							
	107	7	1	5	1	6	5		6	6	3		6	25.00			
	108	42	3	37		42	40	13	40	36	12	1	36	21.77			
	109	18	3	15		16	12	3	18	17	6	1	12	27.58			
	110	33	12	21		33	20		33	33	9		20	23.70			
	112	27	15	12		27	2		27	27	1		12	39.91	8	4500	
	113	30	21	9		30	2		30	30	2		8	45.75	19	11375	
	114	24	19	5		24	1		24	24			4	42.25	17	7941	
	115	19	16	3		19			19	19			2		15	12306	
	116	14	14			14			14	14					14	18857	
	117	11	10	1		11			11	11			1		10	14700	
	118	17	17			17	1		17	17	1		1	76.76	17		
	120	9	8	1		9	1	1	9	9			1		8	6400	
	121	16	15	1		16			16	16	1		1		14	7114	
	122	13	12	1		13	1		13	13	1		1		12	5100	
	123	8	7	1		8	4	2	8	8			1		6	3816	
	124	1				1			1	1							
	126	2				2			2	2							
	129	4	2	2		4	4	1	4	4	1				1		
	131	16	16			16			16	16					15	9246	
	132	1				1			1	1							
	133	2				2			2	2							
	135	3	3			3			3	3					3	5666	
	136	3	3			3	1		3	3			1		2		
	138	15	13	2		15	2		15	15			2		13	8015	
	139	16	14	2	1	15			15	14	1		1		13	5330	
	140	20	14	5	1	20	2		19	19			4	60.50	15	8265	
	141	16	15	1		16	2		16	16			1		12	7300	
	142	14	10	4		14	1		14	14			4		9	6666	
	143	16	15	1		16			16	16			1	27.00	15	16300	
	144	20	19	1		20			20	20			2		16	11937	
	145	20	17	3		20	1	1	20	20			2		14	13107	
	146	19	17	2		19			19	19			3	54.00	17		
	147	19	19			19			19	19			1		18	11382	
	148	19	14	4		18			19	19					18	9277	
	149	23	18	4		23	1		18	18			3	39.66	10	8850	
	150	58	37	19	1	58	10		56	23	1		5	45.80	17	5970	
													20	35.85	27	8529	
	151	2				2			2	2							
	152	38	16	22		40	20		38	38	1		19	42.84	11	6209	
	153	43	16	27	3	43	7		43	40			23	33.21	7	9071	
	154	24	10	13		23	7		23	23	1		13	39.69	3	11833	
	155	45	15	30	1	45	28		45	45			29	28.00	7	5528	
	156	53	11	41		51	34		52	52	2		41	25.24	5	4860	
	157	49	9	39		49	29	2	48	48	2		38	23.36	1		
	159	1				1			1	1							
	160	8	3	5		7	6		8	7	3	1	5	24.40			
	161	9	2	7		9	7	2	9	9	5		7	28.71			
	163	8		8		8			8	8			8	33.50			
	164	7	1	6		7			7	7			6	28.33			
	165	33	2	11	20	31	3	1	13	12	4	1	30	50.20	1		
	168	1				1			1	1							
	171	3		3		3			3	3							
	175	1				1			1	1							
	176	6	2	4		6	4	2	6	6	2	1	3	22.00	1		

¹For renter-occupied dwelling units and vacant nonsessional not dilapidated units, for rent.²For owner-occupied dwelling units and vacant nonsessional not dilapidated units, for sale only.

Table 3.—CHARACTERISTICS OF HOUSING FOR BLOCK AREAS, BY BLOCKS: 1950—Con.

Block area	Block	All dwelling units by occupancy and tenure					All dwelling units by condition and plumbing facilities			Occupied dwelling units			Contract monthly rent ¹		Value ² of one-dwelling-unit structures	
		Total	Owner occupied	Renter occupied	Vacant non-seasonal not dilap., for rent or sale	Other vacant and non-resident	Number reporting	No private bath or dilap.	No running water or dilap.	Total	Persons per room		Number reporting	Average monthly rent (dollars)	Number reporting	Average value (dollars)
											Number reporting	1.51 or more				
8	177	17	8	8	1				16	16	3		9	19.66	5	3,700
	178	14	9	4					13	13	2		4	31.75	7	3,314
	179	17	6	11					17	17	1		10	30.50	5	3,400
	180	3	2	1					3	3			1		1	
	181	29	8	19	2				27	27			21	34.57	2	
	183	56	3	53				2	56	56			50	40.40		
	184	32	14	17					32	31	1		17	37.05	8	5,625
	185	67	10	57	2				67	65	1		56	41.03	4	6,000
	186	40	12	28					39	39			26	31.84	10	9,240
	187	31	16	14	1				31	30	1		14	38.28	14	8,778
	188	23	15	8					23	23			8	38.62	13	8,653
	190	23	18	4					23	22	1		4	32.50	14	10,928
	191	20	15	5					20	20			5	53.40	12	13,083
	192	21	16	5					21	21			5	43.40	14	11,500
	193	20	18	1					20	19	1		1		16	12,937
	194	23	20	1	1				23	21	1		1		17	13,058
	195	22	16	6					22	21	1		6	41.33	13	6,730
	196	25	21	4					25	25			3	46.66	18	7,761
	197	21	14	6					20	19			6	36.66	12	7,266
	198	22	20	2				2	22	20	1		2		18	5,055
	199	20	18	1					19	19			1		17	7,970
	200	18	16	2					17	18	1		1		16	7,656
	201	24	22	1					23	23			1		21	9,419
	202	22	21	1					22	22					21	9,504
	203	15	12	3					15	15	1		3	49.33	12	9,275
	204	5	5						5	5					5	10,300
	205	10	10						9	3	2				7	4,071
	208	3	1	2					3	3			1		1	
	212	11	11						11	11					11	9,500
	213	17	16	1					17	17			1		16	9,900
	214	16	15	1					15	16			1		15	10,500
	215	17	15	2					17	17			2		15	8,840
	216	16	15	1					15	16			1		15	8,560
	217	20	19	1					20	20			1		19	8,068
	219	22	19	3				1	22	22			2		18	8,377
	220	29	23	6					29	29			5	27.20	20	6,210
	222	13	12	1				1	13	13	2		1		12	8,000
	223	18	16	2					18	18			2		16	6,650
	224	17	16	1					16	17	1		1		14	16,214
	225	21	18	3					21	21			3	46.33	16	12,718
	226	28	17	11					27	28			11	68.36	12	15,250
	227	15	11	3	1				14	14			4	44.50	10	12,200
	228	33	28	5					36	35			28	97.39	10	10,750
	229	37	13	24					37	34	1		19	60.73	8	10,375
	230	35	16	19					35	35			24	36.37	8	
	231	54	37	17				1	53	53	1		35	39.02	6	7,833
	232	49	33	16					48	49			32	41.25	9	7,111
	233	23	11	12					22	23	1		11	37.72	8	5,850
	234	37	21	16					37	37			14	42.14	13	7,769
	235	9	5	3					9	8			1		4	11,750
	236	43	22	21					43	43	1		18	33.00	15	5,046
	237	14	11	3					14	13	1		2		9	3,311
	238	15	3	12					15	15			2		1	
	239	13	9	4					13	13	1		3	166.66	6	3,166
	240	15	4	11					15	15			11	22.90	1	
	242	29	15	12	2				29	27			13	24.53	10	3,550
	244	13	7	6					13	13	4		4	35.28	7	2,442
	245	18	4	14					18	18			4	23.77	4	
	246	15	8	7					15	15	1		5	19.44	1	1,900
	248	21	16	5					19	19	1		5	20.60	13	3,784
	249	27	18	8	1				27	26	1		9	17.77	17	4,029
	250	22	22						22	22						
	251	20	13	7					20	20	3		5	15.60	11	2,590
	252	55	47	8	1				53	54	1		48	32.14	11	4,250
	253	4	4						4	4	1		2		2	
	254	16	7	9	1				16	15	1		9	33.55	3	1,833
	255	13	8	5					13	13	3		5	18.40	5	2,380
	256	16	12	4					16	16			4	25.25	11	2,681
	257	13	12	1					13	13	1		1		12	2,916
	258	4	3	1					4	4			1		1	
	259	19	7	11					19	18	6		11	27.81	4	3,375
	260	20	20						20	20			2		19	2,763
	261	14	7	7				10	21	22	5		7	9.14	11	2,318
	262	5	4	1					5	5	3		1		2	
	263	5	3	2					5	7	1		1		2	3,500
	264	7	3	4					7	7					2	
	265	5	5						5	5	2				5	2,960
	266	24	12	11	1				24	23			11	17.18	9	3,411
	267	17	8	7					17	17	7		6	15.00	6	3,000
	268	10	3	7					10	10			3	28.33	4	4,900
	269	43	10	33				1	42	42			29	31.51	8	3,712
	270	16	11	5					15	15					15	8,200
	271	13	13						13	30	1		14	35.78	9	8,111
	272	30	22	8					30	30	1		7	35.00	21	7,828

¹For renter - occupied dwelling units and vacant nonseasonal not dilapidated units, for rent.
²For owner - occupied dwelling units and vacant nonseasonal not dilapidated units, for sale only.

HOUSING-BLOCK STATISTICS

Table 3.—CHARACTERISTICS OF HOUSING FOR BLOCK AREAS, BY BLOCKS: 1950—Con.

Block area	Block	All dwelling units by occupancy and tenure					All dwelling units by condition and plumbing facilities			Occupied dwelling units				Contract monthly rent ¹		Value* of one-dwelling-unit structures	
		Total	Owner occupied	Renter occupied	Vacant non-seasonal not dilap., for rent or sale	Other vacant and non-resident	Number reporting	No private bath or dilap.	No running water or dilap.	Total	Persons per room		Number reporting	Average monthly rent (dollars)	Number reporting	Average value (dollars)	
											Number reporting	1.61 or more					Occupied by non-white
B	2279	6	6						6	6						7.750	
	2280	31	19	12					30	8				11	3.690	17	7.676
	2281	13	4	8	1				13				9	102.866	2		
	2282	36	15	21					36	12			19	77.94	9	9.222	
	2283	33	15	17	1				33	8			18	39.05	6	10.666	
	2284	14	13		1				14			3			14	16.821	
	2285	13	8	4		1			13	1			2		6	10.833	
	2286	25	16	8					25	2			8	8.25	11	71.000	
	2287	15	13	2					15	2			8	32.75	10	81.30	
	2288	26	18	8					23	5			8	37.50	13	8.046	
	2289								23				8				
	2290	19	12	7					19	3			6	37.83	10	71.000	
	2291	22	16	6					22				5	44.600	15	7.386	
	2292	20	16	4					20	1			4	42.50	15	7.653	
	2293	20	13	7					20	5			4	11.666	12	53.91	
	2294	18	13	5					18	5			5	31.800	12	6.850	
	2295	11	7	4					11	1			3	56.33	6	7.333	
	2296	6	6						6						6	8.583	
	2297	14	14						14	1					14	9.578	
	2298	9	9		1				10	9					9	9.625	
	2299								9							11.300	
	301	8	6	2					8	8			2		6	11.000	
	402	7	6	1					7	7			2		6	11.083	
	403	20	20						19	7					19	10.247	
	404	12	11		1				11	1					12	16.791	
	405	26	26						25	6					25	8.316	
	407	2							2								
	410	1							1								
	411	1							1								
	412	2							2								
	413	8	8						8	8					8	10.500	
	314	17	17						16						17	9.617	
	315	14	13						14						13	5.038	
	316	16	13	3					15	3					16	5.418	
	317	21	21						19	1					19	6.789	
	318	21	18	2	1				21	1			2		16	6.581	
	319	22	21	1					22	2			1		18	8.822	
	320	25	22	3					25	2			3		21	8.796	
	321	21	1	1					21	2			1	31.00	18	9.388	
	322	4	3	1					4	4					3	5.466	
	323	8	1	4					5	1			2	25.00	1		
	324	5	3	2					5	3			1		2		
	325	27	18	9					27				7	42.00	14	6.142	
	326	11	5	6					11	4			5	41.60	4	8.375	
	327	36	17	19					36	1			17	38.23	13	8.000	
	329	35	22	13					35	9			11	81.00	20	8.825	
	330	13	7	6					13	3			5	43.80	4	9.375	
	331	18	11	7					18	1			7	56.85	5	8.000	
	332	1							1								
	333	12	7	5					12	4			1	12.25	7	5.857	
	334	22	17	5					22	1			2	25.50	14	6.785	
	335	17	16	1					17	2			1		15	6.246	
	337	20	10	10					20	7			10	29.20	8	5.075	
	338	15	7	8					15	15			8	32.25	5	5.900	
	339	34	29	5					34	9			3	25.00	26	5.230	
	340	18	16	2					17	6			3		15	3.533	
	341	27	15	11					26	5			2	22.63	13	3.123	
	342	18	10	8		1			17	5			6	18.66	3	3.687	
	343	25	8	17					24	9			4	36.07	7	6.928	
	344	1							1								
	345	9	8	1					9	6			2		6	4.500	
	346	4	3			1			3	2			1		2		
	347	12	5	7					10	10			4	15.80	2	1.800	
	348	5	2	3					5	5			3	14.00	3		
	349	27	9	16					27	7			14	23.35	8	1.925	
	352	13	10	3		2			13	5			2		4	4.262	
	353	23	21	2					23	15			4		17	3.994	
	354	32	21	11					32	19			6	16.88	19	4.552	
	355	34	24	10					32	19			6	36.66	18	4.094	
	356	26	20	6					26	8			5	15.40	17	3.600	
	357	33	20	13					33	13			4	26.23	16	5.012	
	358	22	12	10					22	8			2	39.25	10	5.350	
	359	28	19	9					26	11			4	23.88	18	4.916	
	360	12	10	1					12				1		9	5.000	
	361	15	13	2	1				15	15			2		11	8.536	
	363	10	9	1					10	10					9	5.500	
	364	17	16	1					17	3			1		16	7.106	
	366	17	13	4					17	17			3	70.00	9	8.500	
	367	11	6	5					11	11			5	47.40	5	6.360	
	368	24	15	9					24	3			9	41.33	9	6.611	
	369	19	13	6					19	19			6	35.50	9	7.700	
	370	12	7	5					12	2			3	36.33	2		
	371	19	11	8					19	4			8	39.25	7	8.000	
	372	1							1								
	373	19	15	4					19	19					12	4.683	
	374	21	17	3	1				20	1			4	38.75	16	5.031	
	375	14	10	3					13	2			3	35.00	16	7.055	
	376	14	11	2	1				13	1			2	37.33	9	5.688	

¹For renter - occupied dwelling units and vacant nonseasonal not dilapidated units, for rent.²For owner - occupied dwelling units and vacant nonseasonal not dilapidated units, for sale only.

HOUSING—BLOCK STATISTICS

Table 3.—CHARACTERISTICS OF HOUSING FOR BLOCK AREAS, BY BLOCKS: 1950—Con.

Block area	Block	All dwelling units by occupancy and tenure					All dwelling units by condition and plumbing facilities			Occupied dwelling units			Contract monthly rent ¹		Value ² of one-dwelling-unit structures	
		Total	Owner occupied	Renter occupied	Vacant non-seasonal not dilap., for rent or sale	Other vacant and non-resident	Number reporting	No private bath or dilap.	No running water or dilap.	Total	Persons per room		Number reporting	Average monthly rent (dollars)	Number reporting	Average value (dollars)
											Number reporting	1.51 or more				
B	475	18	13	4		1	16	1	17	17		4	35.00	11	9,454	
	476	10	9	1			10		10	10		1		9	6,444	
	477	20	16	3			18		19	18		2		12	8,333	
	478	17	11	5		1	17	6	16	16		4	51.50	10	7,640	
	479	12	11	1			12		12	12		1		10	8,500	
	480	14	11	3			12	1	14	14		3	35.66	11	6,090	
	481	10	9	1			10		10	10		1		8	7,337	
	482	12	10	1	1		11	2	11	11	1	1		9	4,833	
	483	14	9	5			13	5	14	14		5	31.60	8	5,187	
	484	12	11	1			11	1	12	12		1		11	6,227	
	485	14	12	2			13	3	14	14		2		12	6,991	
	486	16	11	5			15	3	16	15		4	34.25	8	5,600	
	487	11	10	1			11	2	11	11	1	1		10	4,960	
	488	1														
	489	1														
	490	13	10	3			13	6	13	13	3	2	31.66	10	4,780	
	491	10	10				10	2	10	10		1		10	5,030	
	492	8	8				8		8	8		1		6	6,666	
	493	14	8	5			14	5	14	14		3	40.33	7	5,614	
	494	16	11	6			16	1	16	16		5	27.40	9	5,900	
	495	15	10	5			15		15	15		5	34.20	7	9,400	
	496	11	8	3			11	3	11	11		3	62.66	7	7,428	
	497	11	9	2			11	2	11	11		2		7	9,785	
	498	36	19	17			35	2	36	35	2	16	42.06	14	8,357	
	499	27	18	9			27	6	27	27		9	28.66	15	4,660	
	500	24	19	5			21	2	24	24	5	4	24.25	15	3,973	
	501	38	29	9			37	16	38	38	3	8	24.50	25	3,620	
	502	38	23	15			38	14	38	37	4	6	28.66	19	4,968	
	503	39	29	9		1	38	5	38	38	5	9	23.66	21	3,609	
	504	35	22	13			29	13	35	35	9	5	19.77	18	3,683	
	505	34	25	9			31	15	34	34	5	8	17.33	23	4,317	
	506	68	16	50	1	1	65	61	66	65	16	13	18.69	4	5,875	
	507	24	11	13			24	23	24	24	3	7	13.92	4	3,625	
	508	11	6	5			11	9	11	11	4	3	13.40	5	3,800	
	510	28	8	19			26	21	27	27	6	6	14.38	18	4,000	
	511	29	17	11	1		28	9	28	26	3	3	23.83	13	4,423	
	512	35	24	9		2	30	17	33	33	2	1	21.00	21	4,352	
	513	43	20	21		2	35	26	41	41	6	3	20.05	16	3,531	
	514	25	17	8			24	13	25	24	4	5	30.28	14	3,814	
	515	33	20	13			31	15	33	33	5	9	24.33	16	3,981	
	516	24	19	5			24	5	24	24	3	2	25.25	15	3,520	
	517	17	12	5			16	6	17	17	1	4	22.50	10	3,460	
	518	20	14	5		1	20	4	19	19		1	36.25	12	6,275	
	519	28	21	5		2	28	1	26	26		4	46.50	20	8,745	
	520	14	13	1			13		14	14		1		13	8,476	
	521	18	10	7	1		16	1	17	17		1	39.62	9	9,722	
	522	15	11	4			15	4	15	14		4	50.25	8	7,787	
	523	13	13				13		13	13				13	8,307	
	524	10	8			1	9		9	9				8	8,337	
	525	14	12	2			13		14	14		2		12	7,533	
	526	15	14	1			15		15	15		1		14	8,135	
	527	13	9	3	1		13	1	12	12		1	46.33	9	7,333	
	528	18	13	4		1	17		16	16		1	39.50	12	5,475	
	529	32	24	7		1	32	4	31	31	3	6	46.84	19	6,625	
	530	6	5				6		7	6		1		4	5,625	
	531	7	6				7		7	7		1		5	5,140	
	532	23	19	4			23	8	23	22	3	3	32.00	17	4,823	
	534	7	6				7		7	7				6	5,450	
	535	18	9	8		1	18	10	17	17	2	1	23.00	8	4,412	
	536	12	7	5			12	3	12	12		1	28.00	6	5,333	
	537	14	12	2			14	6	14	14		1		10	3,340	
	538	3	3				3		3	3				2	8	
	547	14	10	2		1	14	11	12	12	3	1		7	4,775	
	548	7	7				7		7	7				7	3,114	
	549	8	5	3			8		8	8		2		4	3,125	
	550	8	7				8	4	8	8		2		6	3,700	
	551	8	7	1			8	5	8	8		1		7	3,285	
	552	11	7	4			11	8	11	11	2	1	23.28	3	4,000	
	553	18	12	6		1	18	8	18	18	4	1	39.50	11	4,045	
	554	14	11	2			13	8	13	13	3	1		11	4,072	
	555	14	14				13	1	14	14				13	4,230	
	556	10	6				10	2	10	10		1		5	7,700	
	557	17	12	4	1	1	15	2	15	15		2	36.75	12	4,358	
	558	11	6	5			11		11	11		2	35.80	5	5,720	
	559	8	6	2			8		8	8		2		3	6,833	
	560	16	10	6			15	5	16	16		5	35.00	9	4,700	
	561	14	12	1	1		13		13	13		1		12	6,608	
	562	14	13	1			14		14	14		1		13	8,892	
	563	14	11	1		2	13	1	12	12		1		8	6,875	
	564	11	9	2			11		11	11		1		9	15,666	
	565	24	22	2			24		24	24		2		19	8,147	
	566	13	13				13		13	13				12	8,750	
	567	20	17	3			18		20	16		3	35.33	17	7,176	
	568	13	12	1			13		13	13		1		9	9,722	
	569	30	17	13			30	6	30	30		1	34.92	14	7,785	
	570	25	20	5			25	6	25	25		1	39.20	18	7,583	
	571	16	11	4		1	16		15	15		3	69.00	9	7,277	

¹For renter - occupied dwelling units and vacant nonseasonal not dilapidated units, for rent.²For owner - occupied dwelling units and vacant nonseasonal not dilapidated units, for sale only.

Table 3.—CHARACTERISTICS OF HOUSING FOR BLOCK AREAS, BY BLOCKS: 1950—Con.

Block area	Block	All dwelling units by occupancy and tenure					All dwelling units by condition and plumbing facilities			Occupied dwelling units			Contract monthly rent ¹		Value ² of one-dwelling-unit structures	
		Total	Owner occupied	Renter occupied	Vacant non-seasonal not dilap., for rent or sale	Other vacant and non-resident	Number reporting	No private bath or dilap.	No running water or dilap.	Total	Persons per room		Number reporting	Average monthly rent (dollars)	Number reporting	Average value (dollars)
											Number reporting	1.51 or more				
B	572	19	17	2		19			19	19					16	7,781
	573	21	17	4		20	4		21	21			49.50	14	7,778	
	574	20	20			20			20	20				20	8,430	
	575	24	19	5		24	5		24	24		3	31.66	17	7,270	
	576	21	14	7		21	2		21	20		7	32.57	13	4,353	
	577	23	19	4		23	2		23	23	1	4	4.000	16	6,393	
	578	35	22	13		35	17		35	35	2	13	261.5	17	7,629	
	579	3	2	1		3			3	3		1		2		
	580	41	25	16		41	14	1	41	39	1	15	26.33	23	4,321	
	581	12	9	3		12			12	12		2		9	5,444	
	582	30	8	22		29	18	14	30	30	5	20	23.30	5	5,000	
	583	17	11	6		17	3	1	17	17	1	5	26.60	11	5,681	
	584	23	12	11		21	7	3	23	21	2	9	34.00	10	5,780	
	585	35	18	17		30	15	4	35	33	5	15	23.00	13	5,676	
	586	30	6	24		28	5	1	30	30	5	22	35.50	5	4,340	
	587	12	5	7		11	3	2	12	12	2	6	32.50	6	6,166	
	588	17	10	7		17	13		17	17	2	7	17.57	3	7,333	
	589	1														
	590	4				4	4		4	4		4	22.00			
	591	36	15	21		36	32	6	36	36	16	21	14.38	11	3,681	
	592	15	7	7		15	11	7	14	14	8	7	17.28	4	4,300	
	594	21	14	7		20	17	2	21	20	2	7	16.85	12	5,166	
	595	23	10	11	1	21	14	5	21	20	3	9	16.33	7	4,857	
	596	12	9	2		12	1		11	11	2	9		9	6,777	
	597	17	15	2		16	2	2	17	17	1	2		14	5,985	
	598	13	10	3		11	4	4	13	12	2	3	15.00	9	5,388	
	599	4	4			4	4		4	4		4		4	5,875	
	600	6	4	2		6	6		6	6		2		4	7,625	
	602	21	20	1		21	1		21	20	1	1		19	1,2157	
	603	12	12			12			12	12	1	1		10	8,400	
	604	14	12	2		14	2		12	12		2		12	7,375	
	605	14	11	3		14	4	1	14	14		2		9	7,633	
	606	12	11	1		12	3	2	12	12	1	2		11	9,227	
	607	15	12	2	1	14	3		14	14		2		9	6,444	
	608	11	11			11	4		11	11	1	1		11	4,636	
	609	13	5	8		13	9	1	13	13		7		4	5,050	
	610	31	14	17		27	5	4	31	31	1	6	43.28	10	4,770	
	611	23	19	4	1	22	3		22	21		4	37.29	16	7,000	
	612	27	19	8		23	8	3	27	27	1	7	56.25	17	7,329	
	613	22	21	1		20			22	21		1	26.14	19	7,557	
	614	23	17	6	1	23	2		22	21		4	34.50	16	6,593	
	615	21	18	3		21	1		20	20		2		12	7,027	
	616	19	19			18			19	19		3		12	7,688	
	617	21	17	4		21	2		21	21		3	61.66	16	10,187	
	618	8	7	1	1	8	7		8	7		7		7	10,642	
	619	20	9	11		20			20	20	3	10	90.50	9	11,411	
	620	19	18	1	1	18			18	18		2		9	10,522	
	622	10	10			9			12	11		2		9	10,555	
	623	18	16	2		14			18	17		1		16	8,250	
	624	15	14	1		14	1	1	15	15		1		12	7,441	
	625	18	15	3		16	1		18	18		3	41.66	15	6,560	
	626	20	20			17			20	19		19		19	8,484	
	627	12	8	3		10	2	2	11	10	1	1		6	7,916	
	628	12	12			11	3	1	12	12		11		11	4,136	
	629	1														
	630	9	7	2		9			9	9		2		6	6,250	
	631	25	14	11		24	8	2	25	25	2	10	26.00	12	5,708	
	632	20	16	4		19	6	3	19	19		3	22.66	15	5,393	
	633	16	16		1	15	2	1	16	16	1	16		16	5,675	
	634	7	7			7	2		7	7		7		7	4,171	
	635	18	15	3		18	1	2	18	18		3	38.33	15	5,100	
	636	12	15	1		16	1		16	16	1	15		15	6,380	
	637	12	10	2		10	2		12	12		10		10	8,070	
	638	12	7	5	2	7	1		6	6	1	3	38.00	5	13,000	
	639	15	12	3		15	3		15	15		3	46.66	11	9,454	
	640	15	13	2		15	1		15	15	2	3		13	7,346	
	641	11	8	3		11	2		11	11		3	34.33	8	5,500	
	642	19	12	7		18	2	1	19	19	1	7	34.00	11	5,818	
	643	19	15	4		18	2	1	19	19	2	4	25.75	15	5,680	
	644	17	15	2		17	5	4	17	17	1	2		15	5,320	
	645	14	14			14	4	2	17	17	1	1		11	4,809	
	646	18	11	7		13	2		14	14		3	25.00	9	4,944	
	647	18	9	9		11	2	2	12	11	2	3	19.33	8	4,625	
	648	9	8	1		9			9	8		7		7	6,128	
	649	16	9	7		16	1	1	16	16	1	1	38.00	7	4,557	
	650	15	13	2		14			15	15		2		13	5,384	
	651	15	13	2		16			16	16		2		11	6,727	
	652	15	12	3		15	1		15	15		3	38.00	10	5,730	
	653	12	12			12	4		12	12		12		12	5,708	
	655	12	11	1		12	2		12	12		1		11	5,118	
	656	18	14	4		18			18	18		3	51.00	13	6,130	
	657	7	7			7	2		7	7	1	7		7	6,357	
	658	9	9			9		2	9	9	1	7		7	5,028	
	659	9	7	2		9	3		9	9		2		7	4,500	
	660	14	14			14			14	14		13		13	5,461	
	661	14	12	2		14	3		14	14		11		11	5,363	

¹For renter — occupied dwelling units and vacant nonseasonal not dilapidated units, for rent.
²For owner — occupied dwelling units and vacant nonseasonal not dilapidated units, for sale only.

HOUSING—BLOCK STATISTICS

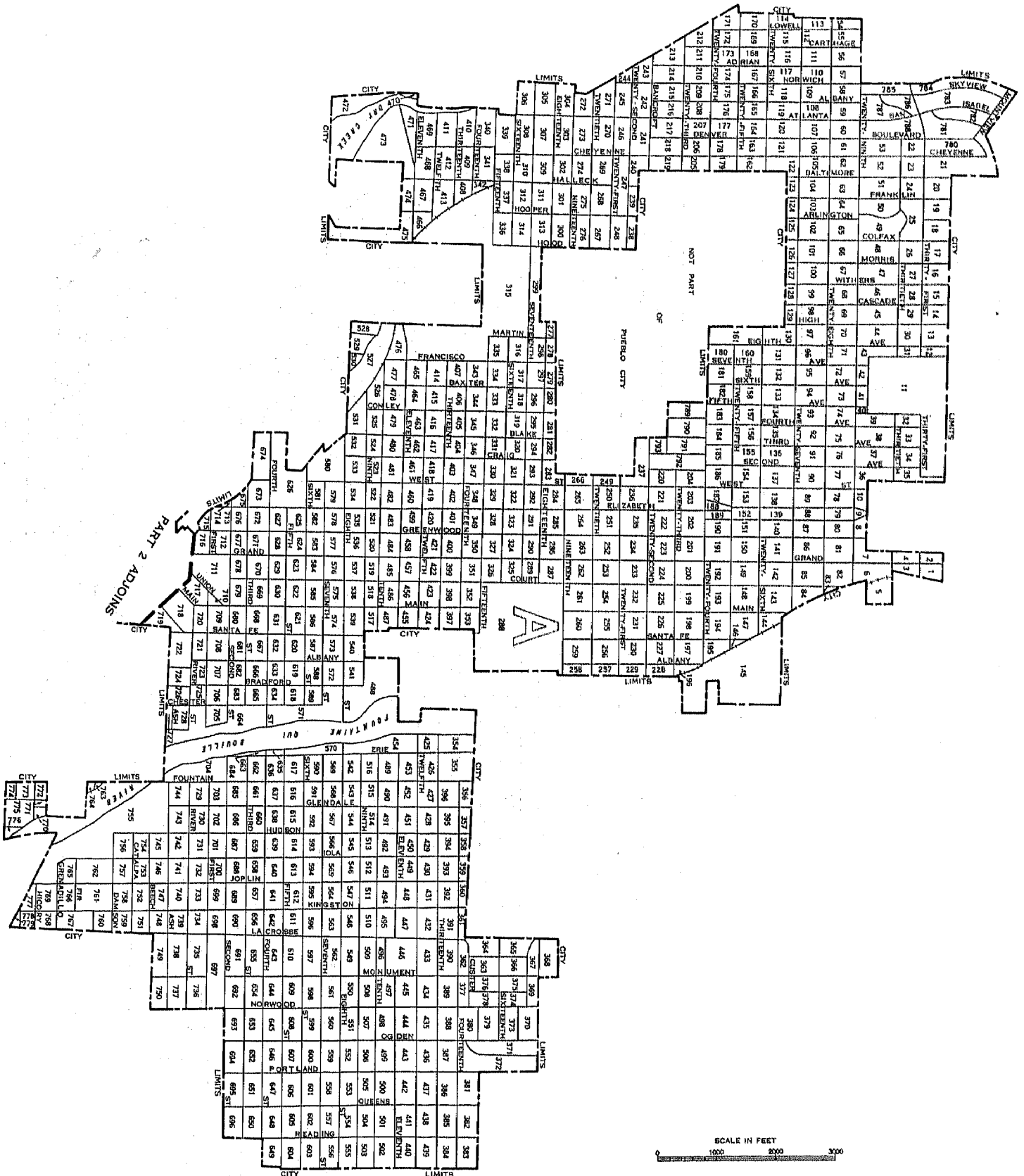
Table 3.—CHARACTERISTICS OF HOUSING FOR BLOCK AREAS, BY BLOCKS: 1950—Con.

Block area	Block	All dwelling units by occupancy and tenure					All dwelling units by condition and plumbing facilities			Occupied dwelling units			Contract monthly rent ¹		Value ² of one-dwelling-unit structures	
		Total	Owner occupied	Renter occupied	Vacant non-seasonal not dilap., for rent or sale	Other vacant and non-resident	Number reporting	No private bath or dilap.	No running water or dilap.	Total	Persons per room		Number reporting	Average monthly rent (dollars)	Number reporting	Average value (dollars)
											Number reporting	1.51 or more				
B	0000	14							14							
	0000	14	14						14							6.321
	0000	12	12						12							5.816
	0000	13	13						13							7.007
	0000	15	8	2				1	15	1						5.071
	0000	9	3	1				1	9	1		1				3.700
	0000	15	3	5				1	15	8		4	3 6.5 0			5.133
	0000	14	13						15	14		3	1 5.0 0			4.869
	0000	13	10						13	13						3.625
	0000	12	10						12	12						4.444
	0000	13	10						13	13						5.000
	0000	16	13	3				2	16	16	3	3	2 9.0 0			4.444
	0000															
	0000	10	7	2					9	9		2				5.328
	0000	10	6	7					10	9		3	4 2.0 0			5.000
	0000	13	5	1	1			1	13	1		6	3 8.8 3			5.550
	0000	8	8						9	3						4.287
	0000	10	2	2				4	10	4		2				3.425
	0000	9	3	3					9	3						2
	0000	14	3	5	1			5	14	8		3	2 8.0 0			4.860
	0000	12	1	2				2	14	14		1				4.381
	0000	8	1	1				2	9	9		1				5.028
	0000	6	5	1				1	6	6		1				4.000
	0000	6	6						6	6						
	0000	1	6						6	6						
	0000	2	4	5				3	29	3		4	4 3.5 0			4.816
	0000	29	24	5					29	29	1	4				6.852

¹For renter - occupied dwelling units and vacant nonseasonal not dilapidated units, for rent.
²For owner - occupied dwelling units and vacant nonseasonal not dilapidated units, for sale only.

PUEBLO, COLORADO, BY BLOCKS: 1950

PART 1 OF 2 PARTS



SCALE IN FEET
0 100 200 300

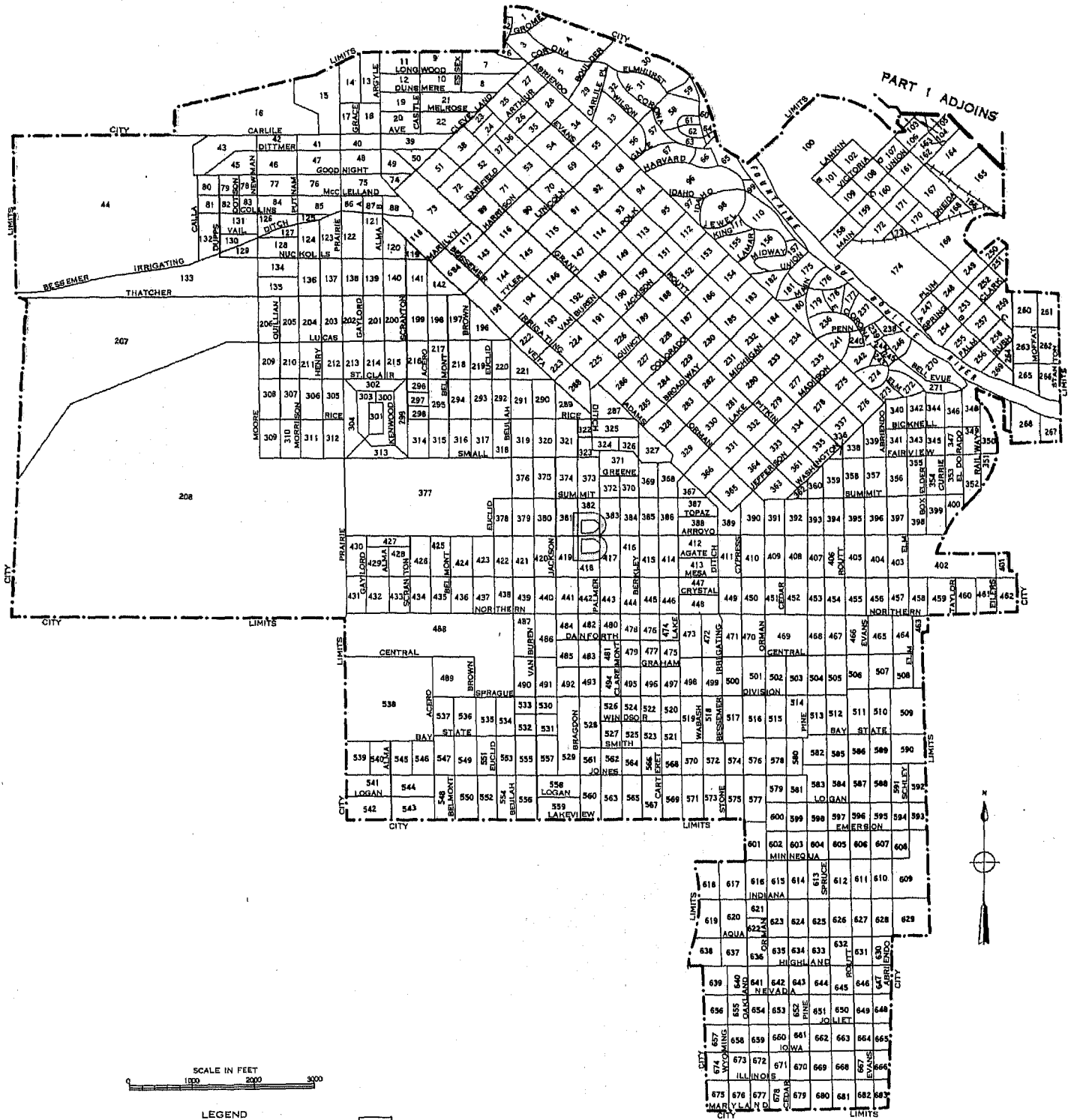
LEGEND

- BLOCK NUMBERS
- BLOCK AREA LETTERS
- BLOCK AREA BOUNDARIES
- U.S. DEPARTMENT OF COMMERCE, BUREAU OF THE CENSUS



PUEBLO, COLORADO, BY BLOCKS: 1950

PART 2 OF 2 PARTS



LEGEND

BLOCK NUMBERS

BLOCK AREA LETTERS


BLOCK AREA BOUNDARIES

U.S. DEPARTMENT OF COMMERCE, BUREAU OF THE CENSUS



1950 UNITED STATES CENSUS OF HOUSING

U. S. DEPARTMENT OF COMMERCE • BUREAU OF THE CENSUS



QUINCY, MASS.

**BLOCK
STATISTICS**

U. S. CENSUS OF HOUSING: 1950

Volume

- I General Characteristics
- II Nonfarm Housing Characteristics
- III Farm Housing Characteristics
- IV Residential Financing
- V Block Statistics

Housing statistics for census tracts are to be included in the Population reports on census tracts.

U. S. CENSUS OF POPULATION: 1950

Volume

- I Number of Inhabitants
- II Characteristics of the Population

Succeeding volumes will cover the following subjects:

Census Tracts, Nativity and Parentage, Nonwhite Population by Race, Persons of Spanish Surname, Institutional Population, Differential Fertility, Labor Force Characteristics, Occupation, Industry, Income, Internal Migration, Education, Characteristics of Families and Households.

UNITED STATES CENSUS of HOUSING : 1950
U. S. DEPARTMENT OF COMMERCE
CHARLES SAWYER, Secretary

BUREAU OF THE CENSUS
ROY V. PEEL, Director



BLOCK STATISTICS

**QUINCY
MASSACHUSETTS**


*Prepared under the supervision of
Howard G. Brunzman, Chief
Population and Housing Division*

1950 HOUSING CENSUS REPORT

VOLUME V, PART 153

UNITED STATES GOVERNMENT PRINTING OFFICE 1951

BLOCKS • CENSUS TRACTS





BUREAU OF THE CENSUS

ROY V. PEEL, *Director*

A. ROSS ECKLER, *Deputy Director*
HOWARD C. GRIEVES, *Assistant Director*
CONRAD TAEUBER, *Assistant Director*
MORRIS H. HANSEN, *Assistant Director for Statistical Standards*
ROBERT Y. PHILLIPS, *Assistant Director for Operations*
CALVERT L. DEDRICK, *Coordinator, International Statistics*
FRANK R. WILSON, *Information Assistant to the Director*

Population and Housing Division—

HOWARD G. BRUNSMAN, *Chief*
WAYNE F. DAUGHERTY, *Assistant Chief for Housing*
ROBERT B. VOIGHT, *Assistant Chief for Operations*
HENRY S. SHRYOCK, Jr., *Assistant Chief for Population*
EDWIN D. GOLDFIELD, *Program Coordinator*

Quality and Equipment Statistics—Robert C. Hamer, *Chief*
Inventory Statistics—Carl A. S. Coan, *Chief*
Developmental Programs—J. Hugh Rose, *Chief*
Residential Financing—Junia H. Honnold, *Chief*
Territories and Possessions—Joel Williams, *Chief*
Statistical Sampling—Joseph Steinberg, *Chief*
Statistical Procedure—Morton A. Meyer, *Chief*
Processing Operations—Milton D. Lieberman, *Chief*

Administrative Service Division—WALTER L. KEHRES, *Chief*
Agriculture Division—RAY HURLEY, *Chief*
Budget Officer—CHARLES H. ALEXANDER
Business Division—HARVEY KAILIN, *Acting Chief*
Field Division—LOWELL T. GALT, *Chief*
Foreign Trade Division—J. EDWARD ELY, *Chief*
Geography Division—CLARENCE E. BATSCHELET, *Chief*
Governments Division—ALLEN D. MANVEL, *Chief*
Industry Division—MAXWELL R. CONKLIN, *Chief*
Machine Tabulation Division—C. F. VAN ARDEN, *Chief*
Personnel Division—HELEN D. ALMON, *Chief*

SUGGESTED IDENTIFICATION

U. S. Bureau of the Census. *U. S. Census of Housing: 1950. Vol. V, Block Statistics, Part 153.*
U. S. Government Printing Office, Washington, D. C., 1952.

For sale by the Superintendent of Documents, U. S. Government Printing Office, Washington 25, D. C.,
or any of the Field Offices of the Department of Commerce - Price 20 cents

PREFACE

This report presents statistics on characteristics of dwelling units by blocks for the city. The tabulations are based on data from the 1950 Census of Housing, taken as of April 1, 1950. Authorization for the 1950 Census of Housing as part of the Seventeenth Decennial Census was provided by the Housing Act of 1949, approved July 15, 1949.

The major portion of the information compiled from the 1950 Census of Housing appears in Volume I, *General Characteristics*; Volume II, *Nonfarm Housing Characteristics*; Volume III, *Farm Housing Characteristics*; Volume IV, *Residential Financing*; and Volume V, *Block Statistics*. Volume V consists of separate reports, issued as bulletins for each of the 209 cities which in 1940 or in a subsequent census had a population of 50,000 or more. These reports will not be bound into a single publication.

The subjects covered in both the 1950 and 1940 reports on characteristics of dwelling units by blocks are substantially similar.

This report was prepared under the direction of Howard G. Brunsman, Chief, Population and Housing Division, and Wayne F. Daugherty, Assistant Chief for Housing. Robert C. Hamer, Chief, Quality and Equipment Statistics Section, was in charge of coordinating the content and the format of the report with assistance from Carl A. S. Coan, Chief, Inventory Statistics Section; Floyd D. McNaughton, Chief, Equipment and Facilities Unit; Beulah Washabaugh, Chief, Tenure and Vacancy Unit; and Walter A. Hines. The compilation of the statistics was under the supervision of Robert B. Voight, Assistant Chief for Operations.

The collection of the information on which these statistics are based was under the supervision of Lowell T. Galt, Chief, Field Division. The geographic work, including the assignment of all block numbers and the preparation of maps, was under the supervision of Clarence E. Batschelet, Chief, Geography Division. The data were tabulated under the supervision of C. F. Van Aken, Chief, Machine Tabulation Division.

January 1952.

QUINCY, MASS.

CONTENTS

INTRODUCTION

	Page		Page
General.....	1	Definitions and explanations—Continued	
Related reports.....	1	Condition and plumbing facilities.....	2
Census tracts.....	1	Persons per room.....	2
Use of data.....	1	Color of occupants.....	2
Comparability with 1940 Housing Census data.....	1	Contract monthly rent.....	2
Definitions and explanations.....	1	Value of one-dwelling-unit structures.....	2
Dwelling unit.....	1	Number reporting.....	2
Occupancy and tenure.....	2	Block identification.....	2

TABLES

	Page
Table 1.—Characteristics of housing for the city: 1950.....	3
Table 2.—Characteristics of housing by census tracts: 1950.....	3
Table 3.—Characteristics of housing for census tracts, by blocks: 1950.....	4

Map of city, by blocks, appears following last page of tables.

BLOCK STATISTICS

INTRODUCTION

GENERAL

Volume V of the Reports on Housing consists of a separate report for each of the 209 cities which in 1940, or in a subsequent census prior to 1950, had a population of 50,000 or more. Each report presents for the city, by blocks, tabulations for a limited number of subjects obtained in the Census of Housing. The subjects in these reports are similar to those in the block statistics supplements to Volume I of the reports of the 1940 Census of Housing. The subjects in this report present the number of dwelling units classified by occupancy and tenure, condition and plumbing facilities, persons per room, color of occupants, average contract monthly rent of renter-occupied and selected vacant units, and the average value of one-dwelling-unit owner-occupied and selected vacant structures. In table 1, the statistics for these subjects are summarized for the city. Table 2 contains the statistics for census tracts. In table 3, the data are presented by blocks within census tracts. Maps identifying the location of each block and the census tract boundaries are a part of this report.

Related reports.—Related statistics for this city are contained in the Reports on Housing, Volume I, *General Characteristics*; and in the Reports on Population, Volume I, *Number of Inhabitants*, and Volume II, *Characteristics of the Population*.

The Reports on Housing for each State in Volume I present data on the characteristics of dwelling units for the State by residence (urban, rural nonfarm, and rural farm), for standard metropolitan areas, urbanized areas, counties, for urban places, places of 1,000 to 2,500 inhabitants, and rural-nonfarm and rural-farm dwelling units for each county. Each report includes the following subjects: occupancy, tenure, race of occupants, type of structure, year built, condition and plumbing facilities, water supply, toilet and bathing facilities, number of rooms, number of persons, persons per room, electric lighting, heating equipment, heating and cooking fuels, refrigeration equipment, kitchen sink, radio, television, and, for nonfarm units, the contract monthly rent, gross monthly rent, and value of one-dwelling-unit structures.

Volume I of the Reports on Population shows the 1950 population of each county and of each minor civil division within the county. It also contains figures for each incorporated place, for each unincorporated place with 1,000 or more inhabitants, and for incorporated places of 5,000 or more by wards. A special series of tables presents data for each urbanized area giving the incorporated places and portions of minor civil divisions within it.

Volume II of the 1950 Population Reports contains statistics on the general characteristics of the population. Chapter A of this volume repeats the figures on number of inhabitants as shown in Volume I; Chapter B presents demographic, economic, and social characteristics of the population; and Chapter C gives more detailed cross-classifications for States and large cities and standard metropolitan areas.

Census tracts.—Census tracts are small areas into which certain large cities have been subdivided for statistical and local administrative purposes. In most cases the tracts are permanently established, so that comparison may be made from census to census. The boundaries of tracts are established so as to include approximately equal numbers of inhabitants or equal areas; and each tract is designed to represent an area that is fairly

homogeneous in population characteristics. Although the tracted areas of some cities extend into the suburbs, the data shown in this report are restricted to the tracts within the corporate limits of the city.

Use of data.—The tabulation of housing characteristics for areas as small as city blocks provides descriptive material of considerable value for technical studies of housing in the city. The statistics will be useful in compiling totals for special types of areas that may be defined to meet the requirements of individual investigators. Users of the data should bear in mind that in practically all cases the data for a given block represent the work of only one enumerator. Consequently, housing characteristics for blocks are subject to a wider margin of error than is to be expected in the figures for tracts or wards which represent returns made by a number of enumerators. Misinterpretation of instructions by one enumerator may cause a significant bias in the statistics for a block even though it may have a negligible effect upon the figures for larger areas. In particular, the enumeration of "condition" depended to a considerable extent upon the judgment of the individual enumerator. Also, failure to indicate the correct block number for a significant number of dwelling units may introduce errors into the block data.

Comparability with 1940 Housing Census data.—In the 1940 Census of Housing, reports entitled "Block Statistics" were issued as supplements to the first series of Housing bulletins. These supplements consisted of separate reports for each of the 191 cities which had 50,000 inhabitants or more in 1930.

In the 1950 reports, the block numbers used are different, in most cases, from those used in the 1940 reports. Therefore, to compare 1940 and 1950 data for a given block, it is necessary to locate the block on the maps to obtain the corresponding 1940 and 1950 block numbers.

The subjects in both the 1940 and 1950 reports are substantially similar. However, data on number of structures, year built, and mortgage status have been omitted from the 1950 report. Furthermore, in the 1940 reports average contract or estimated monthly rent was reported for all dwelling units while in 1950 average contract monthly rent is reported for some, and average value for other, dwelling units.

DEFINITIONS AND EXPLANATIONS

More detailed and complete definitions are presented in Volume I of the Housing Reports.

Dwelling unit.—In general, a dwelling unit is a group of rooms or a single room, occupied or intended for occupancy as separate living quarters, by a family or other group of persons living together or by a person living alone.

A group of rooms, occupied or intended for occupancy as separate living quarters, is a dwelling unit if it has separate cooking equipment or a separate entrance. A single room, occupied or intended for occupancy as separate living quarters, is a dwelling unit if it has separate cooking equipment or if it constitutes the only living quarters in the structure. Also, each apartment in a regular apartment house is a dwelling unit even though it may not have separate cooking equipment. Excluded from the dwelling unit count are large rooming houses, institutions, dormitories, and transient hotels and tourists courts.

In the 1940 Census, a dwelling unit was defined as the living quarters occupied or intended for occupancy by one household.

A household consisted of a family or other group of persons living together with common housekeeping arrangements, or a person living entirely alone. However, the enumerator was not explicitly instructed to define rooms as dwelling units on the basis of cooking equipment or separate entrance.

The number of dwelling units in the 1950 Census may be regarded as comparable with the number of dwelling units in the 1940 Census. Some living quarters may have been classified as separate dwelling units in the one census and not in the other. Further, in the 1950 Census, living quarters with five or more lodgers were not tabulated as dwelling units; generally, such quarters were included in the 1940 dwelling unit count. However, the net effect of these changes is probably small.

Occupancy and tenure.—Dwelling units are classified by occupancy and tenure into four groups: owner-occupied; renter-occupied; vacant nonseasonal not dilapidated, for rent or sale; and other vacant and nonresident. A dwelling unit is classified as owner-occupied if it was owned wholly or in part by the head of the household or by some related member of his family living in the dwelling unit. All other occupied units are classified as renter-occupied whether or not cash rent was actually paid for living quarters. Rent-free units and living accommodations received in payment for services performed are thus included with the renter-occupied units.

A dwelling unit is considered vacant if no persons are living in it at the time of enumeration. New units not yet occupied were enumerated as vacant dwelling units if construction had proceeded to the extent that all the exterior windows and doors were installed and final usable floors were in place. The classification "Vacant nonseasonal not dilapidated, for rent or sale" is descriptive of the vacant dwelling units reported in this classification. "Other vacant and nonresident" units include all dilapidated and seasonal vacant units as well as the not dilapidated units which were not for rent or sale.

Because of changes in enumeration procedures, the counts of total vacant units in 1940 and 1950 are not strictly comparable. In 1940, vacant units were enumerated if they were habitable; units uninhabitable and beyond repair were excluded from the enumeration. In 1950, units were included regardless of condition if they were intended for occupancy as living quarters. Therefore, no comparison should be made between the data on "vacant nonseasonal not dilapidated, for rent or sale" units from the 1950 Census and data in the 1940 Census reports.

In both censuses, dwelling units occupied entirely by non-residents were included with vacant units not for rent or sale. Trailers, tents, houseboats, and railroad cars which were vacant were excluded from the dwelling unit inventory in both 1950 and 1940.

Condition and plumbing facilities.—Data on condition of a dwelling unit are shown in combination with data for selected plumbing facilities and are, therefore, limited to units for which both condition and plumbing facilities are reported. Plumbing facilities include water supply, toilet facilities, and bathing facilities.

The category "with private bath" includes those dwelling units reported with both a flush toilet and a bathtub or shower inside the structure for the exclusive use of the occupants of the unit. The category "no private bath" includes those dwelling units not having private flush toilet or not having private bathing facilities. The "no running water" category includes units with only piped running water outside the structure or with only other sources such as a hand pump.

A dwelling unit is "dilapidated" when it is run-down or neglected, or is of inadequate original construction, so that it does not provide adequate shelter or protection against the elements or it endangers the safety of the occupants.

Persons per room.—The number of persons per room has been computed for each occupied dwelling unit by dividing the number

of persons in the dwelling unit by the number of rooms in the dwelling unit. All persons enumerated in the Population Census as members of the household (including lodgers, servants, and other nonrelated persons) are counted in determining the number of persons that occupy the dwelling unit. The number of rooms in the dwelling unit includes all rooms available for living quarters throughout the year. Not counted as rooms are bathrooms, closets, pantries, halls, screened porches, and unfinished rooms in the basement and attic.

Color of occupants.—Occupied dwelling units are classified by color of head of household according to the definition used in the 1950 Census of Population. The group designated as "non-white" consists of Negroes, Indians, Japanese, Chinese, and other nonwhite races. Persons who are not definitely Indian or of other nonwhite race are classified as white.

Contract monthly rent.—Contract monthly rent is the rent, at the time of enumeration, contracted for by the renter regardless of whether it includes furniture, heating fuel, electricity, cooking fuel, water, or personal services.

Monthly rent for vacant dwelling units is the amount asked for the dwelling unit at the time of enumeration. The average monthly rent relates to renter-occupied dwelling units and vacant nonseasonal not dilapidated units for rent. Dwelling units which are occupied "rent-free" are not included with the units reporting rent.

Value of one-dwelling-unit structures.—Average value is shown for owner-occupied dwelling units and vacant nonseasonal not dilapidated units which are for sale only. Value is shown only if the unit is in a one-dwelling-unit structure without business and if it is the only dwelling unit included in the property. The value represents the amount for which the owner estimates that the property, including such land as belongs with it, would sell under ordinary conditions and not at a forced sale. For vacant units, value is the sale price asked by the owner.

Number reporting.—Occupancy and tenure are reported for all dwelling units, and color of occupants is reported for all occupied units. The corresponding distributions for these subjects in table 1 are based on all dwelling units and on occupied units, respectively. For all other subjects, the distributions are based on the units for which the specific characteristics are reported, that is, the "Number reporting."

The number of dwelling units for which the enumerator obtained no report on a particular item is shown for the city totals only; however, the number "not reported" can easily be derived for each area in tables 2 and 3 by subtracting the number reporting from the total number of dwelling units (or total occupied).

Block identification.—A map or series of maps is included in this report showing block numbers for each block, number and letter designations for tracts, and the names of principal streets.

Blocks are identified by serial numbers, a separate series of numbers being used for each tract. Thus, the location of each block for which data are presented in table 3 may be determined by referring to the tract and block number shown on the map. Similarly, data for a specific block may be located in the table by reference to the map for identification numbers of the tract and block.

If no dwelling units are reported for a block, the block number is not listed in table 3, although it is shown on the map. Dwelling units for which the block number was not reported are indicated in the table by the symbol "NR." Detailed data are not shown for such dwelling units, nor for blocks containing fewer than three dwelling units. Average monthly rent is not shown when the monthly rent was reported for fewer than three dwelling units. Average value is not shown when the value of one-dwelling-unit properties was reported for fewer than three dwelling units. All dwelling units are included, however, in the statistics for the city and for each tract.

Table 1.—CHARACTERISTICS OF HOUSING FOR THE CITY: 1950

Subject	Number	Percent	Subject	Number	Percent
OCCUPANCY AND TENURE			PERSONS PER ROOM		
All dwelling units.....	24,945	100.0	Occupied dwelling units.....	23,825	...
Owner occupied.....	13,906	55.7	Number reporting.....	23,603	100.0
Renter occupied.....	9,919	39.8	1.50 or less.....	23,250	98.5
Vacant nonseasonal not dilapidated, for rent or sale.....	501	2.0	1.51 or more.....	353	1.5
Other vacant and nonresident.....	619	2.5	Not reported.....	222	...
CONDITION AND PLUMBING FACILITIES			CONTRACT MONTHLY RENT		
All dwelling units.....	24,945	...	Renter-occupied, and vacant nonseasonal not dilapidated units, for rent—Number reporting.....	9,678	...
Number reporting.....	24,391	100.0	Total contract monthly rent..... dollars..	404,388	...
With private bath, not dilapidated.....	22,880	93.8	Average monthly rent..... dollars..	41.78	...
No private bath, with running water, not dilapidated.....	977	4.0	VALUE OF ONE-DWELLING-UNIT STRUCTURES		
No running water or dilapidated.....	534	2.2	Owner-occupied, ¹ and vacant nonseasonal not dilapidated units, for sale only—Number reporting.....	9,925	...
Condition or plumbing facilities not reported.....	554	...	Total value or sale price..... dollars..	100,431,800	...
No private bath or dilapidated.....	1,511	6.2	Average value..... dollars..	10,119	...
COLOR OF OCCUPANTS					
Occupied dwelling units.....	23,825	100.0			
White.....	23,803	99.9			
Nonwhite.....	22	0.1			

¹Restricted to 1-dwelling-unit properties.

Table 2.—CHARACTERISTICS OF HOUSING BY CENSUS TRACTS: 1950

Census tract	All dwelling units by occupancy and tenure					All dwelling units by condition and plumbing facilities			Occupied dwelling units				Contract monthly rent ¹		Value ² of one-dwelling-unit structures	
	Total	Owner occupied	Renter occupied	Vacant non-seasonal not dilap., for rent or sale	Other vacant and non-resident	Number reporting	No private bath or dilap.	No running water or dilap.	Total	Persons per room		Occupied by non-white	Number reporting	Average monthly rent (dollars)	Number reporting	Average value (dollars)
										Number reporting	1.51 or more					
TOTAL	24945	13906	9919	501	619	24391	1511	534	23825	23603	353	22	9678	41.78	9925	10,119
NC-38	776	597	139	2	38	739	25	21	736	733	4		126	55.32	558	10,746
NC-39	103	29	73		1	103			102	102			72	41.04	7	9,785
NC-40	2143	1447	667	18	11	2132	58	26	2114	2104	16	2	662	43.04	1177	9,892
NC-41	3043	1738	1273	15	17	2976	66	43	3011	2978	21	3	1249	42.98	1046	10,060
NC-42	3077	1755	1255	21	46	3008	58	11	3010	2982	20	2	1238	49.52	1315	10,375
NC-43	1674	1085	570	12	7	1623	26	8	1655	1629	11	3	545	54.82	865	12,105
NC-44	1348	908	426	10	4	1331	105	46	1334	1329	15	1	416	45.91	736	9,119
NC-45	2029	1012	980	15	22	2000	231	30	1992	1975	49	1	946	38.42	647	11,779
NC-46	2243	1132	1069	22	20	2209	117	39	2201	2180	40	2	1044	44.26	838	12,828
NC-47	2608	1353	493	341	421	2473	404	194	1846	1823	32	1	465	37.18	1217	7,185
NC-48	2655	1307	1322	14	12	2611	171	72	2629	2603	64	3	1299	36.43	671	8,891
NC-49	3246	1543	1652	31	20	3186	250	44	3195	3165	73	4	1616	33.91	848	9,496

¹For renter-occupied dwelling units and vacant nonseasonal not dilapidated units, for rent.
²For owner-occupied dwelling units and vacant nonseasonal not dilapidated units, for sale only.

HOUSING—BLOCK STATISTICS

Table 3.—CHARACTERISTICS OF HOUSING FOR CENSUS TRACTS, BY BLOCKS: 1950

[Detailed statistics not shown for blocks containing fewer than 3 dwelling units, nor for dwelling units not allocated by blocks (designated by NR)]

Census tract	Block	All dwelling units by occupancy and tenure					All dwelling units by condition and plumbing facilities			Occupied dwelling units			Contract monthly rent¹		Value² of one-dwelling-unit structures		
		Total	Owner occupied	Renter occupied	Vacant non-seasonal not dilap., for rent or sale	Other vacant and non-resident	Number reporting	No private bath or dilap.	No running water or dilap.	Total	Persons per room		Occupied by non-white	Number reporting	Average monthly rent (dollars)	Number reporting	Average value (dollars)
											Number reporting	1.51 or more					
NC-38	1	1															
	3	21	20			1			20	20					20	9,870	
	4	6	5	1					6	6			1	54.00	5	5,500	
	5	9	6	3		1			9	9			2	61.22	6	8,083	
	6	13	12	1			2	2	13	13			1	51.50	12	6,691	
	7	2															
	8	7	4	2		1			6	6					3	11,333	
	9	22	14	7		1			22	21				7	11	10,872	
	10	19	10	9					19	19				9	8	9,550	
	11	15	10	5					15	15	1		4		10	8,700	
	12	21	9	11		1			21	20			11	73.63	9	8,188	
	13	12	12						12	12					11	7,781	
	14	17	16	1					17	17					19	9,633	
	15	23	19	4					23	23	1		3	38.33	12	9,526	
	16	27	23	3		1			27	26			3	40.00	22	10,727	
	17	23	17	6					23	23			6	60.33	15	10,000	
	18	5	4			1			4	4					3	10,000	
	19	9	4			4			9	5					4	9,000	
	20	12	9	1					12	12				3	57.33	9	9,166
	21	18	15	3					18	18	1		2		12	9,208	
	22	12	11			1			12	11					11	9,227	
	23	3	2						3	3					2	9,250	
	24	9	6						9	8					3	7,681	
	25	11	8						11	12					11	9,142	
	26	14	8						14	14					1	8,111	
	27	10	9						10	10					9	50.00	
	28	20	10	10					20	20					10	10,650	
	29	13	13						13	13					13	8,961	
	30	15	15						15	15					15	9,466	
	31	9	8			1			9	9					7	9,000	
	32	15	13	2					15	15					2	9,916	
	33	7	7			1			7	7					2	10,433	
	34	10	8						10	10					5	9,777	
	35	16	16						16	16					5	9,777	
	36	17	16						17	16					6	60.00	
	37	14	12					1	14	14					1	16	
	38	18	12						18	14					1	12	
	39	7	7			1			7	10					3	61.33	
	40	5	5						5	5					5	5	
	41	16	9						16	13					4	48.75	
	42	4	3						4	4					1	7	
	43	18	10						18	15					5	59.60	
	44	18	10			2			18	13					2	10	
	45	7	6						7	6					6	9,000	
	46	1							1						6	13,500	
	47	5	3			1			5	8					3	35.33	
	48	15	14						15	15					1	14	
	49	19	12						19	17					4	55.00	
	50	6	5						6	6					1	5	
	51	5	3						5	5					2	3	
	52	5	3						5	5					2	3	
	53	1							1							5	15,700
	54	5	5						5	5						5	15,700
55	1							1							5	12,740	
56	6	6						6	6						5	16,666	
57	5	5						5	5	1				3	11,636		
58	17	12						17	17			5	50.20	11	11,636		
59	5	4						5	5					4	4		
60	9	6						9	8					1	4		
61	12	11			1			12	12					2	4		
62	7	7						7	7					1	4		
63	10	10						10	10					1	11		
64	13	12						13	12					7	7		
65	8	7			1			8	7					10	10		
66	6	5						6	6					12	12		
67	64	53						64	60					6	6		
68	7	7						7	7					5	5		
69	53	33			4			53	50					6	6		
70	5	5						5	5					50	50		
71	1							1									
72	88	29						88	88					59	40.91	7	9,785
73	13	13						13	13					13	41.61		
74	1							1									
75	4	1						4	4					3	3	45.00	
76	5							5	5					3	3	54.00	
77	14	7						14	14					5	5	8,500	
78	16	7						16	16					6	6	5,375	
79	14	9						14	13					4	4	7,250	
80	5	7						5	5					4	4	8,500	
81	17	3			1			17	17					4	4	5,375	
82	5	4						5	5					3	3	7,250	
83	9	3						9	9					4	4	6,625	
84	20	20			1	1		20	20			1		20	20	9,000	
85	17	14						17	17					4	4	9,500	
86	18	14						18	18					4	4	6,625	
87	11	11						11	11					4	4	7,250	
88	18	16						18	18					2	2	10,000	
89	12	12						12	12					2	2	9,100	
90	13	9			1			13	12					3	3	8,287	
91	20	18						20	20					2	2	9,062	
92	19	13						19	19					6	6	9,750	
93	11	10						11	11					10	10	9,640	
94	16	13						16	16					10	10	9,640	
95	16	13						16	16					12	12	10,550	
96	18	15			1			18	16	1				10	10	11,727	

¹For renter - occupied dwelling units and vacant nonseasonal not dilapidated units, for rent.
²For owner - occupied dwelling units and vacant nonseasonal not dilapidated units, for sale only.

Table 3.—CHARACTERISTICS OF HOUSING FOR CENSUS TRACTS, BY BLOCKS: 1950—Con.

Census tract	Block	All dwelling units by occupancy and tenure					All dwelling units by condition and plumbing facilities			Occupied dwelling units			Contract monthly rent ¹		Value of one-dwelling-unit structures	
		Total	Owner occupied	Renter occupied	Vacant non-seasonal not dilap. for rent or sale	Other vacant and non-resident	Number reporting	No private bath or dilap.	No running water or dilap.	Total	Persons per room	Occupied by non-white	Number reporting	Average monthly rent (dollars)	Number reporting	Average value (dollars)
NC-40	19	47	37	10		47			47	46		10	397.0	32	9,603	
	20	33	24	9		33			33	33		9	431.1	21	9,285	
	21	43	34	9		42			43	43	3	8	446.2	30	7,860	
	26	23	5	18		22			23	23		18	380.0	2		
	27	18	2	16		18			18	18	1	16	346.2	1		
	28	37	14	23		36			37	36	1	20	415.5	11	10,636	
	29	5	3	2		5			5	5		2		1		
	30	39	11	28		39			39	39	1	27	403.3	7	9,214	
	31	17	10	5	2	17			15	15		5	422.0	12	11,191	
	32	29	18	11		29			29	29		10	422.0	13	9,692	
	33	16	14	2		16			16	16		2		14	9,892	
	34	7	5	2		7			7	7		2		3	10,033	
	37	8	8			8			8	8		8		8	12,125	
	38	35	29	2	3	1	35	2	2	31	30		2		28	9,807
	39	4	3	1		4			4	4		1		2		
	40	31	16	15		31			31	31		15	41.66	12	10,583	
	41	20	20			20	1	1	20	20		17		17	11,058	
	42	18	15			18			15	15		14		14	10,678	
	43	20	19	1		20			20	20		18		18	10,694	
	44	21	20	1		21			21	21		1		18	9,694	
	45	24	20	4		24			24	24		4	457.5	17	10,241	
	46	18	12	6		18			18	18		6	495.0	9	10,444	
	47	17	16	1		17			17	17		1		15	10,266	
	48	18	18			18			18	18		18		18	9,472	
	49	24	22	2		24			24	24		2		20	10,600	
	50	20	20			20			20	20		20		20	10,650	
	51	29	17	10		27			27	27		10	432.0	17	9,676	
	52	54	36	18		54			54	54	1	18	373.3	31	10,758	
	53	47	33	14		47			47	47	1	33	408.1	7	8,142	
	54	34	17	17		34			34	34	1	17	370.5	14	8,892	
	55	9	6	2		8			8	7		2		3	9,000	
	56	5	5			5			5	5		5	41.60			
	57	2	2			2			2	2		5	37.00	9	8,055	
	58	15	10	5		15			15	15		5		21	8,928	
	59	23	22	1		23			23	23	1	1		14	7,842	
	60	26	18	7	1	26			25	25		7	402.8	14	9,916	
	61	31	19	12		31			31	31		12	430.8	6	11,627	
	62	23	15	8		23			23	23		8	575.0	11	10,083	
	63	20	20			20			20	20		20		20	10,500	
	64	18	18			18			18	18		18		18	10,083	
	65	11	11			11			11	11		11		11	9,636	
	66	19	19			19			19	19		19		19	11,121	
	67	12	12			12			12	12		12		12	10,083	
	68	19	19			18			19	19		19		19	10,710	
	69	15	12	1		15			13	12		1		12	11,141	
	70	30	29	1		30	1	1	30	30		1		22	11,534	
	71	22	22			22			22	22		22		22	11,318	
	72	21	20	1		21			21	21		2		19	10,342	
	73	18	15	2		18			17	17		2		12	10,458	
	74	40	18	22		40			40	40		22	441.3	7	9,214	
	75	32	16	15	1	32			31	31		15	484.0	9	8,333	
	76	25	17	7	1	25			24	24	1	7	410.0	11	8,545	
77	28	12	16		28	3	1	28	28		16	490.6	5	7,000		
78	7	4	3		7			7	7		3	330.0	4	8,125		
79	31	20	11		31	2	1	31	31	1	11	512.7	13	8,269		
80	44	5	39		44	8	1	44	44	1	37	491.8	2			
81	27	10	17		27	1	1	27	27		17	384.7	4	10,375		
82	35	15	20		35			35	35		20	393.0	10	9,300		
83	33	20	13		33			33	33		13	412.3	9	8,555		
84	24	14	9	1	24	1		23	23		10	470.0	7	8,714		
85	31	12	18	1	31			30	30		19	394.7	6	10,750		
86	32	17	15		32			32	32		15	469.3	7	9,500		
87	12	11	1		12			12	12		1		10	9,200		
88	35	13	21		35			34	34		22	536.8	11	9,318		
89	25	19	4	2	25			23	23	1	6	481.6	14	9,600		
90	38	23	15		38			38	38		15	410.6	10	9,050		
91	20	19	1		20			20	20		1		18	9,272		
92	20	9	9	2	20		5	18	18		11	420.0	7	10,214		
93	22	13	9		22			22	22		9	425.5	6	10,000		
94	19	17	2		19			19	19		2		16	9,275		
95	9	9			9			9	9				8	9,562		
96	16	12	4		16			16	16		4	485.0	11	10,772		
97	19	14	5		19		4	19	19		5	494.0	10	10,500		
98	12	11	1		12			12	12		1		10	10,050		
99	13	9	4		13			13	12		4	427.5	7	10,642		
100	16	13	3		16			16	16		3	400.0	8	11,750		
101	22	14	8		22	1	1	22	22		8	453.7	9	10,555		
102	12	12			12			12	12		12		12	11,000		
103	20	20			20			20	20		20		20	12,100		
104	19	19			19			19	16		19		19	11,447		
NC-41	1	10	10		10			10	10					10	13,400	
	2	9	9		9			9	9					9	8,500	
	3	16	12	4		15			16	16		4	680.0	11	12,272	
	4	22	22	3		25			25	25		3	633.3	18	10,722	
	5	15	10	5		15			15	15		5	438.0	7	9,557	

¹For renter-occupied dwelling units and vacant nonseasonal not dilapidated units, for rent.
²For owner-occupied dwelling units and vacant nonseasonal not dilapidated units, for sale only.

HOUSING—BLOCK STATISTICS

Table 3.—CHARACTERISTICS OF HOUSING FOR CENSUS TRACTS, BY BLOCKS: 1950—Con.

Census tract	Block	All dwelling units by occupancy and tenure					All dwelling units by condition and plumbing facilities			Occupied dwelling units				Contract monthly rent ¹		Value ² of one-dwelling-unit structures	
		Total	Owner occupied	Renter occupied	Vacant nonseasonal not dilap., for rent or sale	Other vacant and non-resident	Number reporting	No private bath or dilap.	No running water or dilap.	Total	Persons per room		Occupied by non-white	Number reporting	Average monthly rent (dollars)	Number reporting	Average value (dollars)
											Number reporting	1.51 or more					
NC-41	688	82	69	13					82	78			12	45.08	1		
	889	11	8	4		1			22	10			8	41.23	1	81.42	
	990	31	28	14					31	22			14	41.28	1	107.80	
	1011	8	8	11					7	7			10	42.90	1	111.42	
	1112	15	15			1			15	14			8	43.25	14	133.92	
	1233	38	30	8					38	37				51.73	2	105.19	
	1344	47	19	17			1		47	35			16	57.07	15	106.00	
	1455	49	21	26					47	48		1	35	40.57	6	101.66	
	1677	11	6	4		1			10	10			4	48.00	3	126.66	
	1788	40	23	17					40	39			17	46.88	16	112.18	
	1899	28	19	11					28	28		2	9	51.23	1	121.25	
	1900	46	35	11			1		46	46			10	48.80	2	94.62	
	2001	54	33	19					54	53		1	18	46.55	19	102.89	
	2112	43	28	14					43	43			14	43.00	16	106.23	
	2223	55	39	16		1			55	54			7	39.28	1	119.88	
2334	35	24	9		1			35	33			4	43.83	11	106.36		
2445	56	32	22					56	55			3	43.32	6	104.16		
2556	26	14	12					26	25			11	40.00	9	91.66		
2667	22	11	10		1			22	21		1	11	39.36	7	91.42		
2778	23	9	10		1			23	22			2	39.51	2	73.77		
2889	21	17	7					21	18			17	51.00	12	116.25		
2990	15	13	1					15	13			13	42.92	8	103.12		
3001	34	21	12		1			34	33			11	52.18	25	106.80		
3112	27	19	8					27	26			9	50.55	17	83.52		
3223	38	22	16		1			38	36			3	41.46	23	88.91		
3334	27	15	12					27	26			1	41.46	24	91.45		
3445	29	16	13		1			29	29			1	44.58	17	91.76		
3556	29	21	8					29	28			2	41.09	12	100.00		
3667	15	11	4					15	15			4	37.50	6	90.83		
3778	10	6	4					10	10			1	33.61	8	63.75		
3889	14	10	4					14	14			4	34.75	2			
3990	14	11	3					14	14			1	25.36	3	51.66		
4001	8	5	3					8	8			3	39.00				
4112	17	10	7					17	16			7	32.57	7	46.71		
4223	10	8	2					10	9			7	28.00	7	86.25		
4334	14	14			1			14	13			15	43.50	11	99.54		
4445	18	15	3					18	17			4	43.73	5	118.00		
4556	12	8	4					12	12		1	4	47.75	4	100.00		
4667	19	10	9					19	19			9	36.00	8	112.50		
4778	11	6	5					11	10			4	43.25	8	93.75		
4889	22	15	7					22	20			9	44.77	4	90.40		
4990	23	18	5					23	22			2	36.00	23	90.50		
5001	10	7	3					10	9			3	48.33	10	105.50		
5112	11	7	4					11	11			8	51.00	4	91.70		
5223	14	9	5					14	13			7	51.28	26	93.46		
5334	11	8	3					11	10			2	48.33	3	88.33		
5445	13	9	4		1			13	13		2	4	41.29	10	112.00		
5556	7	4	3					7	7		1	1	41.29	14	107.00		
5667	16	11	5					16	15			13	49.38	5	112.00		
5778	15	11	4					15	14			10	38.90	11	78.18		
5889	7	5	2		1			7	6			5	36.11	2			
5990	14	9	5					14	14		1	1	35.40	1			
6001	13	10	3					13	12			20	46.55	4	66.25		
6112	10	7	3					10	10			6	40.07	6	81.66		
6223	14	11	3					14	14			2	46.55	9	116.22		
6334	11	8	3					11	10			4	40.07	6	106.66		
6445	12	9	3					12	11			12	37.83	9	77.22		
6556	8	6	2					8	8			6	41.33	1			
6667	26	17	9					26	25			4	35.00	4	130.00		
6778	41	28	13					41	40		1	4	37.07	12	95.83		
6889	34	22	12					34	32			9	43.33	17	102.35		
6990	55	33	22		1			55	55		2	20	42.05	15	93.33		
7001	65	47	18					63	63			46	47.78	8	146.25		
7112	81	56	25		2			79	79			47	36.23	16	90.75		
7223	20	11	9					20	20			8	42.75	7	90.71		
7334	10	7	3					10	10			3	38.33	5	94.00		
7445	17	17						17	17				48.33	16	98.43		
7556	18	16	2					18	18			2	47.22	14	94.07		
7667	33	23	10					33	33			9	45.00	20	93.75		
7778	21	18	3					21	21			3	45.00	16	101.87		
7889	10	6	4					10	10			6	44.50	3	105.00		
7990	42	25	17					42	42			17	42.88	11	99.09		
8001	40	23	17		1			40	39			16	58.62	19	101.84		
8112	39	23	16					39	37			14	49.78	15	103.66		
8223	14	11	3					14	13			5	46.20	9	97.22		
8334	22	14	8					22	21			10	45.50	15	96.66		
8445	33	22	11		1			33	31		1	12	57.83	20	93.25		
8556	34	23	11					34	33			19	49.10	23	104.34		
8667	40	30	10					40	40			19	39.07	13	105.61		
8778	40	30	10					40	40			23	43.95	21	106.42		
8889	44	32	12		2			44	44			22	40.54	8	107.50		
8990	110	75	35					110	110			54	44.87	11	129.09		
9001	33	22	11					33	33			1	40.66	24	115.62		
9112	4	3	1					4	4			1	41.00	2			
9223	4	3	1					4	4			4	41.00	3	81.66		

¹For renter—occupied dwelling units and vacant nonseasonal not dilapidated units, for rent.²For owner—occupied dwelling units and vacant nonseasonal not dilapidated units, for sale only.

Table 3.—CHARACTERISTICS OF HOUSING FOR CENSUS TRACTS, BY BLOCKS: 1950—Con.

Census tract	Block	All dwelling units by occupancy and tenure					All dwelling units by condition and plumbing facilities			Occupied dwelling units			Contract monthly rent ¹		Value of one-dwelling-unit structures		
		Total	Owner occupied	Renter occupied	Vacant non-seasonal not dilap., for rent or sale	Other vacant and non-resident	Number reporting	No private bath or dilap.	No running water or dilap.	Total	Persons per room	Occupied by non-white	Number reporting	Average monthly rent (dollars)	Number reporting	Average value (dollars)	
										Number reporting	1.51 or more						
NC-42	1	32	21	10		1	32		1	31	31		9	61.55	17	8.95	
	2	40	28	10			39	1		38	38	1	10	43.00	19	8.43	
	3	26	12	14			26			26	26		14	48.42	8	81.62	
	4	33	22	9	1	1	31	1		31	31		10	47.30	15	91.20	
	5	9	7	1	1		8			8	8		1		7	10.00	
	6	31	23	8			31			31	31		7	42.00	21	9.03	
	7	25	16	7			25			25	25	1	7	43.42	10	92.00	
	8	22	32	19	1		52			51	51		20	41.90	26	111.73	
	9	21	21				21			21	21		21		21	122.14	
	10	31	27	3	1		30			30	30		3	80.00	23	123.69	
	11	35	32	3			34			35	34		3	56.66	29	121.37	
	12	10	3	7			10			10	10		6	36.33	1		
	13	8	8				8			8	8		7		1	17.22	
	14	17	15	2			16			17	16		1		14	131.42	
	15	28	20	5	2	1	26			25	25		5	57.20	18	122.77	
	16	42	13	28	1		42	1	1	41	41		29	78.24	7	9.00	
	17	11	3	8			11	4		11	11	1	8	51.37	2		
	18	13	7	6			13			13	13		6	39.16	3	7.00	
	19	23	9	9			23	2		23	23	2	9	54.11	10	92.50	
	20	34	2	32			32	4		34	33	1	32	40.00	2		
	21	51	10	41			48			51	51	1	41	48.19	2		
	22	26	8	18			26			26	26		18	57.33	3	133.33	
	23	18	10	8			18	1		18	18	1	8	42.75	9	11.05	
	24	36	18	17		1	35	2	2	35	34	1	17	37.76	13	8.92	
	25	13	7	4	2		13			11	11		4	40.25	4	10.62	
	26	17	9	8			17			17	17		8	50.87	4	181.25	
	27	44	11	31	2		36	12	1	42	42	2	32	45.21	4	121.25	
	28	31	5	26			31			31	31		26	71.66	3		
	29	5	4	1			5			5	5		1		4	12.00	
	30	25	25				25			25	25				25	10.72	
	31	16	13	3			16			16	16		2		10	9.30	
	32	15	12	3			15			15	15		3	47.33	7	132.14	
	33	22	21	1			24	3	1	22	22		4	52.00	18	10.69	
	34	30	23	6			30	3		30	30	1	15	45.60	12	92.50	
	35	39	16	23			44			39	37		4	35.50	15	9.40	
	36	20	14	6			20			20	20		14	48.33	8	9.38	
	37	29	13	16	2		29			27	27		9	58.66	13	10.57	
	38	29	20	9	1		28			28	28		9	58.66	13	10.57	
	39	36	22	14			35	4	1	36	36		14	40.78	20	9.87	
	40	22	10	12			22			22	22		12	35.58	5	106.00	
	41	26	20	5		1	26			26	25		5	47.40	16	106.56	
	42	21	18	3			21			21	21		3	46.66	16	9.62	
	43	25	19	6			25			25	25		6	48.66	13	103.07	
	44	22	14	8			21			22	22		8	47.00	8	72.62	
	45	22	21	1			22			22	22		6	41.25	15	91.00	
	46	54	35	18		1	53			53	53		18	53.72	25	101.60	
	47	13	12	1			13			13	13		1	51.00	10	11.70	
	48	19	16	3			19			19	19		3	51.00	11	11.90	
	49	24	15	9			23	1		24	24	1	9	43.33	10	121.50	
	50	25	19	7			25	1		25	25		7	28.89	12	11.45	
	51	6	5	1			6	4		6	6		5	22.44	4	121.25	
	52	32	3	29			32			32	32		29	51.72	2		
	53	15	15				15			15	15				15	112.53	
	54	9	6	3			9			9	9		3	45.33	3	95.66	
	55	22															
	56	35	13	23			36	4		36	36		23	54.78	9	82.22	
	57	25	5	20			25			25	25		20	38.00	8		
	58	67	15	51		1	66			66	66	1	15	41.88	2	101.00	
	59	28	20	8			28			28	28		8	47.33	14	121.74	
	60	23	6	17			23			23	23		6	20.00	4	112.50	
	61	23	6	17			23			23	23		6	51.58	8	123.75	
	62	55	18	37			54			55	55		36	51.52	8		
	63	31	17	14			30	1	1	31	30		14	33.14	14	31.42	
	64	20	14	6			18			20	18		4	66.75	8	10.50	
	65	18	15	3			18			18	17		3	66.33	11	9.45	
	66	26	21	5			26			26	26		5	68.00	16	10.50	
	67	37	23	14			37			36	36		13	93.33	15	11.76	
	68	35	25	10			35			35	35	1	10	48.55	17	10.29	
	69	36	21	14			35			35	35		14	52.22	10	10.38	
	70	44	20	23		1	43			43	42	1	21	44.57	12	10.25	
	71	12	5	7			12			12	12		7	56.14	5	118.00	
	72	34	26	7	1		34		1	33	33		6	48.83	21	9.97	
	73	42	24	14			39			38	38		14	40.07	17	102.35	
	74	42	23	14			42	1		42	42		14	43.50	12	9.50	
	75	26	19	6		1	26		1	25	25	1	6	43.66	14	8.90	
	76	6	6				6			6	6				6	10.75	
	77	33	22	10		1	33			32	32		10	42.80	14	7.25	
	78	14	10	4			14			14	14		4	53.33	8	7.52	
	79	16	10	3			16		2	16	15		3	44.00	7	71.14	
	80	41	22	16			39			38	38		15	41.53	18	6.42	
	81	15	3	12			15		1	15	14		3	50.00	8	64.22	
	83	2					2										6.56
	84	15	10	1			15			14	14		1		8	6.22	
	85	33	7	26		4	33			33	33		26	61.26	6	98.33	
	86	8	2	2			8		1	4	4		3		3		
	87	8	3	2			8		1	4	4		3	38.00	1	4.73	
	88	4	1	2			4			4	4		1		3		
	89	4	4				4			4	4		2		3	5.40	
	90	11	9	2			11			11	11		2		6	7.50	

¹For renter - occupied dwelling units and vacant nonseasonal not dilapidated units, for rent.

²For owner - occupied dwelling units and vacant nonseasonal not dilapidated units, for sale only.

HOUSING—BLOCK STATISTICS

Table 3.—CHARACTERISTICS OF HOUSING FOR CENSUS TRACTS, BY BLOCKS: 1950—Con.

Census tract	Block	All dwelling units by occupancy and tenure					All dwelling units by condition and plumbing facilities			Occupied dwelling units			Contract monthly rent ¹		Value of one-dwelling-unit structures	
		Total	Owner occupied	Renter occupied	Vacant non-seasonal not dilap. for rent or sale	Other vacant and non-resident	Number reporting	No private bath or dilap.	No running water or dilap.	Total	Persons per room		Number reporting	Average monthly rent (dollars)	Number reporting	Average value (dollars)
											Number reporting	1.51 or more				
NC - 42	91	6	5	1					6	6						
	92	5	4	1					5	5				5	10,000.00	
	93	33	22	11					31	32				15	8,000.00	
	94	16	12	4					16	16		10	40.90	3	8,788.66	
	95	36	33	2			1		36	35		4	57.00	3	9,356.68	
	96	15	15					1	15	15		3	101.00	33	10,248.88	
	97	17	16				1		17	16				15	13,533.35	
	98	29	29						29	29				17	14,131.35	
	99	28	28						28	28				29	13,792.66	
	100	4	4						4	4				28	12,053.33	
	101	12	12						12	12				3	12,166.66	
	102	24	6	17	1				24	23				12	10,322.44	
	103	51	37	14					51	51		17	37.41	31	11,820.00	
	104	31	28	3					31	31		14	39.07	24	10,840.00	
	105	32	27	5					32	32		22		23	12,886.68	
	106	18	14	4					18	17			48.20	23	11,000.00	
	107	12	10	2					12	12		3	43.33	13	11,076.66	
	108	16	10	6					16	16				5	9,888.88	
	109	29	3	25	1				29	28			57.23	5	9,800.00	
	110	30	21	9					30	30		2	58.56	2		
	111	19	17	2					19	19				2	11,450.00	
	112	29	13	16					29	29				13	10,407.00	
	113	24	10	13				1	24	23			57.87	9	12,500.00	
	114	20	12	7					20	23		1	59.53	8	11,187.00	
	115	1						1	1	19			42.28	8	9,812.44	
	116	15	2	13					15	15				2		
	119	55	13	40				2	54	53				13	6,300.00	
	121	18	7	11					18	14				9	12,533.33	
	122	68	33	34				1	67	67		1	63.10	6	12,416.66	
	123	5	1	4					5	5				19	12,416.66	
	124	18	11	7					17	17				1	9,500.00	
	125	28	15	13					28	28				6	4,450.00	
	126	37	10	27					37	37		1	45.38	15	5,593.33	
	127	42	16	26					42	42				1	9,833.33	
	128	7	3	4					7	7				4	8,500.00	
	NC - 43	1	21		21				21	21					2	
		2	28	8	20				28	28		2			2	
		3	17	13	4			1	17	17					10	8,900.00
		4	19	10	8			1	19	17					6	8,833.33
		5	25	17	7			1	24	24					12	11,583.33
		6	10	7	3			1	10	10					4	11,500.00
		7	33	15	18				30	33	32				9	9,844.44
		8	32	19	13				19	32	31				9	8,928.00
		9	11	9	2				11	11	11				14	10,666.66
		10	52	11	39			2	47	50	48				7	11,214.28
		11	22	5	17				20	22	21				4	9,875.00
		12	14	12	2				12	14	13				12	9,750.00
		13	9	9					9	9	9				7	9,571.11
14		8	8					8	8	8				8	9,500.00	
15		23	23					23	23	23				22	10,159.09	
16		11	9	1				9	10	10				8	10,125.00	
17		16	6	10				16	16	16				3	8,500.00	
18		28	21	7				28	28	28				19	11,078.00	
19		25	21	4				25	25	25				4	11,264.44	
20		19	17	1			1	19	18	18				1	10,388.89	
21		10	10					10	10	10				10	11,600.00	
22		4	4					4	4	4				4	11,500.00	
23		18	16	2				16	18	18				15	10,493.33	
24		36	20	15			1	35	35	34				12	12,791.11	
25		24	18	6				24	24	24		14	57.00	13	12,769.99	
26		15	13	2				15	15	15				11	11,227.27	
27		29	15	14				29	29	29				9	10,444.44	
28		31	20	10				31	30	30				15	10,666.66	
29		16	11	5				16	16	16				10	4,880.00	
30		25	13	11			1	25	24	24				5	6,280.00	
31		19	17	1			1	19	18	18				9	4,988.89	
32		33	19	14				33	33	33				7	10,357.14	
33		23	12	10				19	22	19		1		13	10,730.00	
34		21	6	14			1	20	20	18		1		7	12,428.57	
35		5	3	2				5	5	5				3	11,666.66	
36		11	5	5				11	11	11				2		
37		10	6	5				10	10	10				5	4,760.00	
38		78	27	50				74	77	74				3	6,380.00	
39		37	11	26			1	37	37	37				8	5,355.55	
40		21	12	8				19	20	19				4	5,912.22	
41		25	17	7			1	23	24	21				7	4,837.77	
42		12	8	4				12	12	12				8	4,837.77	
43		24	20	4				24	24	24				4	51.00	
44		19	18	1				18	19	19				1	6,075.00	
45		45	41	4				45	45	45				3	4,533.33	
46		16	16					16	16	16				1	15,132.66	
47		72	31	40				71	71	71				39	12,115.55	
48		6	5	1				6	5	5				15	13,266.66	
49		4	4					4	4	4				22	18,704.44	
50		16	9	7				15	16	15				5	11,000.00	
51		34	18	5				24	24	24				6	4,275.00	
							1	1	1				4	41,833.33		
													6	42,550.00		

¹For renter-occupied dwelling units and vacant non-seasonal not dilapidated units, for rent.
²For owner-occupied dwelling units and vacant non-seasonal not dilapidated units, for sale only.

Table 3.—CHARACTERISTICS OF HOUSING FOR CENSUS TRACTS, BY BLOCKS: 1950—Con.

Census tract	Block	All dwelling units by occupancy and tenure					All dwelling units by condition and plumbing facilities			Occupied dwelling units			Contract monthly rent ¹		Value ² of one-dwelling-unit structures		
		Total	Owner occupied	Renter occupied	Vacant non-seasonal not dilap., for rent or sale	Other vacant and non-resident	Number reporting	No private bath or dilap.	No running water or dilap.	Total	Persons per room		Number reporting	Average monthly rent (dollars)	Number reporting	Average value (dollars)	
											Number reporting	1.51 or more					Occupied by non-white
NC-43	52	27	19	8		27	5		27	27							
	53	88	78	9	1	87	1	1	87	86	2		8	37.37	17	91.47	
	54	4	4			4			4	4							
	55	9	9			9			9	9							
	57	111	80	31		111	5	1	111	111	1		31	47.90	64	127.81	
	59	3	3			3			3	3							
	60	18	16	2		18	1	1	18	18			2		15	14.692	
	61	17	10	7	1	17			16	15			7	7.414	6	13.666	
	62	31	15	16		29			31	30			16	5.337	9	14.222	
	63	52	22	16	1	52			51	50			28	5.214	15	11.466	
	64	21	19	2		21			21	21			2		17	87.35	
	65	33	28	5		33			33	33			5	4.000	27	9.833	
	66	14	14			14			14	14					14	12.857	
	67	20	14	6		19			20	20			6	4.033	13	12.230	
	68	34	31	3		34			34	34			3	3.566	29	10.558	
	69	16	16			16			16	16					14	14.928	
	70	10	8	2		10			10	10					10	13.306	
	71	8	8			8			8	8					8	91.25	
	72	11	11			11			11	11					11	91.36	
	73	14	14			14			14	14					14	12.500	
	NC-44	1	4	4			4			4	4					4	12.375
		3	8	5	3		8			8	8			3	87.00	5	10.900
4		32	21	11		32			32	32			11	47.90	21	10.852	
5		19	18	1		19			19	19					18	11.166	
6		7	3	4		7			7	7					3	11.333	
7		14	14			14			14	14					14	10.571	
8		13	13			13			13	13					13	11.692	
9		11	11			11			11	11					11	12.954	
10		13	11	2		13	1		13	13			2		10	11.750	
11		16	10	6		16	2		16	16			6	3.666	7	10.357	
12		19	14	4	1	19	4	2	18	18		1	4	3.400	10	9.500	
13		18	13	4	1	18			17	17			1		13	10.423	
16		3	3			3			3	3							
18		39	33	4	1	39	1	1	37	37		1	4	27.75	29	10.693	
19		3	3			3			3	3					3	11.000	
20		21	21			21			21	21					18	10.616	
21		10	10			10			10	10					10	16.500	
22		38	27	11		38	11	8	38	38			11	28.45	18	7.500	
23		4	4			4			4	4					3	7.000	
24		10	7	3		10	4	3	10	10		1	2		7	6.571	
25		4	4			4	1	1	4	4					4	7.375	
26		21	18	2	1	20	1	1	20	20		1	2		17	8.652	
28		10	5	5		10			10	10			5	3.640	5	8.900	
29		20	11	9		20	1		20	20			8	19.87	9	7.888	
30		19	12	7	1	19	1	1	18	18		2	7	41.00	9	7.533	
31		9	8	1		9			9	9			1		6	9.833	
32		40	35	5		40			40	40			5	53.80	33	10.000	
33		30	23	6	1	30			29	28			7	4.471	21	10.047	
34		16	16			16			16	16					15	10.220	
35		18	17	1		18			18	18			1		12	8.291	
36		26	23	3		26			26	26			3	4.566	21	9.119	
37		25	23	2		25			25	25					22	8.763	
38		27	26	1		27			27	27			1		24	9.416	
39		29	24	5		29			29	29			5	42.50	22	9.045	
40		32	27	4	1	32			31	31			4	39.25	26	7.265	
41		13	12	1		13			13	13			1		11	9.090	
42		29	25	4		29			29	29			4	47.50	23	9.722	
43		117	84	90	3	113	3	2	114	112		1	88	93.15	22	10.922	
44		27	16	11		23			27	27			11	33.09	11	8.136	
45		19	11	8		19	3	3	19	19			8	35.37	7	10.100	
46	26	15	11		26			26	26			10	3.480	10	8.950		
47	8	6	2		8			8	8			2		3	7.266		
48	26	11	14		25	4	2	25	25		1	12	2.583	4	6.875		
49	5	3	2		5			5	5			2		2			
50	12	8	4		12			12	12			4	21.25	4	10.000		
51	33	17	16		32			33	33			16	30.18	6	10.583		
53	7	3	4		7			7	7			3	30.33	3	8.000		
54	6	3	3		6			6	6					2	8.166		
55	12	4	8		12	5		12	12		1	2	25.62	2			
56	37	20	16		35	10	2	36	35		1	15	27.40	14	7.464		
57	12	6	6		12	5		12	12			6	2.550	5	7.600		
58	26	18	8		26	2		26	26			8	30.12	10	7.070		
59	29	7	22		28	11	10	29	29		4	21	27.66	4	7.125		
60	1	1			1			1	1								
61	2	2			2			2	2								
62	50	26	24		49			50	50			24	31.00	12	10.076		
63	15	9	6		15	2		15	15			6	3.300	5	8.200		
64	29	20	9		29	1		29	29		1	9	30.1	14	8.357		
65	17	7	10		17	2		17	17			10	32.20	4	9.500		
66	25	17	8		25	12	9	25	25			2	25.12	10	5.550		
67	8	7	1		8	1		8	8			1		6	7.500		
68	2	2			2			2	2								
69	11	5	6		10	2		11	10			6	20.50	3	5.333		
70	17	17			17			17	17					14	7.964		
71	35	23	12		35	2		35	35			12	30.50	15	8.433		

¹For renter-occupied dwelling units and vacant nonseasonal not dilapidated units, for rent.
²For owner-occupied dwelling units and vacant nonseasonal not dilapidated units, for sale only.

HOUSING—BLOCK STATISTICS

Table 3.—CHARACTERISTICS OF HOUSING FOR CENSUS TRACTS, BY BLOCKS: 1950—Con.

Census tract	Block	All dwelling units by occupancy and tenure					All dwelling units by condition and plumbing facilities			Occupied dwelling units			Contract monthly rent ¹		Value ² of one-dwelling-unit structures		
		Total	Owner occupied	Renter occupied	Vacant non-seasonal not dilap., for rent or sale	Other vacant and non-resident	Number reporting	No private bath or dilap.	No running water or dilap.	Total	Persons per room		Number reporting	Average monthly rent (dollars)	Number reporting	Average value (dollars)	
											Number reporting	1.51 or more					Occupied by non-white
NC-44	72	8	3	5					8	8							
	73	9	3	1			1		9	9			5	25.40	1	111.25	
	74	10	6	3					9	9			3	34.33	5	78.00	
	76	13	10	3					13	13			3	30.00	9	78.88	
	77	3	3						3	3			3	30.00	3	95.00	
	78	7	6	1					7	7			2		5	90.00	
	79	4	4						4	4			2		2		
	80	4	4						4	4			1		4	117.50	
	81	4	3	1					4	4					2		
	82	4							4	4							
	NC-45	1	7	5	1				7	6							
		2	49	26	4		1		47	49		2	42	65.54	4	167.50	
		3	28	10	8				28	28			8	44.37	4	130.00	
		4	20	22	1	1			21	34			10	68.10	20	111.25	
5		16	9	7				15	15			6	71.66	8	137.50		
6		10	8	2				10	10			5	71.66	7	117.14		
7		23	18	5				23	23			2	62.40	15	152.33		
8		7	4	3				7	6			2	41.55	3	252.33		
9		7	5	2		5		7	7			2		3	333.33		
11		22	19	3		1		21	21			3	56.00	14	154.66		
12		35	23	12				35	35			12	35.50	20	206.25		
13		8	8					8	8			8		8	118.33		
14		16	1	1				15	6			1		3	118.33		
15		29	17	11				28	17			10	68.20	16	116.66		
16		33	31	2				32	30			1		30	143.33		
17		48	31	17				48	30			2		30	125.41		
18		42	16	26				42	18			2		12	133.33		
19		15	11	4				15	12			2		11	109.09		
20		15	13	2				15	15			2		11	109.09		
21		19	16	3				19	19			3	27.66	16	120.43		
22		9	6	3				9	9			3	50.00	5	120.00		
23		13	10	3				13	13			3	15.66	5	105.00		
24		26	16	10				26	26			10	42.80	12	98.91		
25		17	13	4				16	17			4	28.75	8	78.75		
26		13	7	6				13	13			6	37.55	3	95.00		
27		9	5	4				9	9			5	43.66	5	64.33		
28		26	17	9				26	26			9	33.33	10	350.00		
29		10	6	4				10	10			4	35.10	5	610.00		
30		8	5	3	1			8	8			3	25.00	4	720.99		
31		230	107	120		3		229	1			6	311.3	60	816.5		
32		24	12	11		1		24	23			11	42.81	6	85.50		
33		44	19	25				44	44			19	39.58	13	89.23		
34		30	16	13		1		30	29			13	36.61	8	95.00		
35		56	32	23	1			54	55			24	41.04	12	1120.8		
36		33	16	16	1			32	32			17	42.94	5	1030.0		
37		21	8	13		1		21	21			13	38.69				
38		45	25	20				43	45			20	44.30	11	150.45		
39		9	8	1				9	9			8		7	182.14		
40		11	9	2				11	11			9		6	204.16		
41		11	8	3				11	11			8		6	204.16		
42	37	19	18				37	37			16	52.06	10	127.50			
43	40	9	31				40	40			1		4	121.25			
44	62	5	54	2	1		60	59			6	55.77	1				
45	50	6	43		1		50	49			6		4	187.50			
46	24	6	17		1		23	23			15	49.33	3	140.00			
47	21	15	4	1	1		21	19			3	53.33	11	179.54			
48	35	17	18				35	35			17	32.94	10	180.00			
49	59	27	30	1	1		59	57			30	42.03	14	99.64			
50	10	5	5				10	10			4	39.25	1				
51	28	16	12				28	28			12	29.58	9	45.00			
52	85	31	49	4	1		83	80			49	25.08	10	408.0			
53	114	41	72		1		113	53			2	22.50	15	720.0			
54	59	18	39		2		56	57			18	24.02	6	575.0			
55	29	14	14		1		28	28			13	28.38	6	77.50			
56	51	28	23				51	51			22	31.40	21	78.33			
57	39	15	24				39	39			22	37.00	7	77.14			
58	46	13	30	1	2		44	43			3	24.48	3	43.33			
59	31	11	20				31	31			19	30.42	6	54.66			
60	31	15	16				30	31			16	40.87	10	570.0			
NC-46	1	9	9				9	9						9	17.55		
	2	11	11				11	11						11	14.13		
	3	7	7				7	7						7	12.78		
	4	13	13				13	13						13	15.69		
	5	12	12				12	12						12	13.33		
	6	16	15	1			16	16						13	14.30		
	7	23	20	3		1	23	22				1		20	13.85		
	8	20	17	3			20	20				3	43.00	13	1188.4		
	9	11	6	5			11	11				5	45.40	1			
	10	39	22	17			39	39				16	46.43	14	1107.1		
	11	28	9	17		2		28	26			18	38.77	1			
12	25	10	15				25	25			15	44.73	4	1262.5			
13	23	6	14		1		23	22			13	43.07	3	1166.6			
14	31	12	19				30	31			18	49.05	4	1175.0			
15	42	4	38				42	42			36	50.88	1				

¹For renter - occupied dwelling units and vacant nonseasonal not dilapidated units, for rent.
²For owner - occupied dwelling units and vacant nonseasonal not dilapidated units, for sale only.

Table 3.—CHARACTERISTICS OF HOUSING FOR CENSUS TRACTS, BY BLOCKS: 1950—Con.

Census tract	Block	All dwelling units by occupancy and tenure					All dwelling units by condition and plumbing facilities			Occupied dwelling units			Contract monthly rent ¹		Value of one-dwelling-unit structures		
		Total	Owner occupied	Renter occupied	Vacant non-seasonal not dilap., for rent or sale	Other vacant and non-resident	Number reporting	No private bath or dilap.	No running water or dilap.	Total	Persons per room	Occupied by non-white	Number reporting	Average monthly rent (dollars)	Number reporting	Average value (dollars)	
NC-46	18	4	2	2			4		4	4		2					
	19	4	3	1			4		4	4		2					
	20	6	3	3			6	2	2	6		3	5250	2			
	21	22	7	15			22	3	3	22	21	15	4573	1			
	22	13	7	11			13			13	13	11	4463	1			
	23	17	1	4	1	1	7	1	1	5	5	5	3640	1			
	24	18	6	11			17			17	17	11	5090	2			
	25	35	17	17	1	1	35			34	34	17	7452	10	12550		
	26	22	16	6			22			22	22	6	4183	10	11150		
	27	33	22	11			33			33	33	11	5572	19	11105		
	28	21	20	1			21			21	21	1		18	12388		
	29	15	15				15			15	15			15	14333		
	30	17	16	1			17			17	17			16	17156		
	31	12	11	1			12			12	12	1		11	14681		
	32	11	11				11			11	11			11	15000		
	33	13	13				13			13	13			13	14038		
	34	13	13				13			13	13			13	14461		
	35	20	19	1			19			20	19	1		18	13611		
	36	13	12	2			14			14	14	2		12	12125		
	37	14	13				13			13	13			13	16153		
	38	4	4				4			4	4			4	13625		
	39	19	16	3			19	1	1	19	19			18	10166		
	40	10	9	1			10			10	10			9	13333		
	41	6	6				6			6	6			6	13166		
	42	28	26	2			28			28	28	2		23	12652		
	43	8	7	1			8			8	8	1		6	19333		
	44	3	2	1			3			2	2			3	17666		
	45	3	2	1		1	3			2	2		6	3916	14	14014	
	46	20	14	6			20			20	20			14	9350		
	47	10	10				10			10	10			10			
	48	3	3				3			3	3			3	7300		
	49	3	3				3			3	3			2			
	50	12	9	3			12			12	12	3		5	10100		
	51	16	16			1	16			15	15			15	9866		
	52	22	14	8			22	4		22	22	2		40	9560		
	53	21	21				21			21	21		13	3638	21	9909	
	54	26	23	3			26			26	26			20	12175		
	55	34	32	2			34			34	34			30	11666		
	56	17	16	2			17			16	16	2		13	12330		
	57	16	16			1	16			16	16			16	11500		
	58	13	12	1			12			13	13			11	11727		
	59	17	14	3			17	1	1	17	16		2	14	12928		
	60	15	15				15			15	15			15	13466		
	61	17	17				17			17	17			17	14764		
	62	11	11				11			11	11		1	11	11954		
	63	46	29	16	1		44			45	43	1		16	12656		
	64	23	19	4			23			23	23		4	19	15789		
	65	9	5	3			9			8	8		4	4	5500		
	66	17	13	4		1	17			17	17		4	4	4150		
	67	13	13				13			13	13			13	14615		
	71	45	14	29		2	45			43	43	1		29	5241	3	10333
	72	55	24	30	1		53	6	2	54	50	2		28	4667	10	17750
	73	93	23	67	2	1	93	2		90	90	8		67	5276	9	13388
	74	16	14	2			16			16	16			2	2272	11	22272
	75	25	16	9			24			25	25			9	6555	13	14538
	76	11	11				11			11	11			11	4190		
	77	22	6	15		1	20	4		21	21		15	4	5066		12500
	78	15	5	10			13			15	15		2	10	5430	3	10333
	79	16	7	9			16	2		16	16		8	3	12000		
	80	25	12	12		1	24	7		24	24	2		12	2600	4	8500
	82	5	3	1			4			4	3			3	4833		
	83	26	7	18		1	26	13	5	25	25		16	2	381	5	11200
	84	14	5	8		1	12	10	1	13	13		8	8	2237	2	
	85	17	3	12		2	14	3		14	14		30	4010	9	10611	
	86	8	5	7		3	7	1		8	7		3	3	2533		
	87	5	7				5			5	5		4	70	4638	3	6666
	88	1	4				1			5	5	1		4	5500		
	89	26	4	22			26			26	26		21	21	4333	2	
	90	36	7	29			35	4	2	36	35	1		28	4239	2	
	95	17	9	8			17	2		17	17	2		8	4037	6	18333
	96	59	4	54		1	58	3	15	58	53	5		51	3378	1	
	97	65	6	59			65	15	15	63	63	4		56	3742	4	8625
	98	9	9				9			9	9			7	6500	1	
	100	14	3	12			14			12	12		14	8	4335		
	101	11	3	8			11			11	11		8	8	3937	1	
	102	63	24	33		2	63	1	1	60	60	1		34	4844	8	13750
	103	17	9	8			17			17	17		8	8	5575	5	14400
	104	37	12	22		2	36	8		35	34		25	6	3656	6	14083
	105	41	11	29		1	41	8		40	40	1		28	4650	2	
	106	42	14	27		1	41	1		41	41		26	6	3865	6	11066
107	48	25	23			47	2		48	48	2		22	3504	9	8611	
108	30	14	1		1	30	5		29	29		16	5	4800	5	6900	
109	3	3				3			3	3		3	3	2533			
110	84		84			83			84	83	4		84	3204			

¹For renter - occupied dwelling units and vacant nonseasonal not dilapidated units, for rent.
²For owner - occupied dwelling units and vacant nonseasonal not dilapidated units, for sale only.

HOUSING—BLOCK STATISTICS

Table 3.—CHARACTERISTICS OF HOUSING FOR CENSUS TRACTS, BY BLOCKS: 1950—Con.

Census tract	Block	All dwelling units by occupancy and tenure					All dwelling units by condition and plumbing facilities			Occupied dwelling units				Contract monthly rent ¹		Value ² of one-dwelling-unit structures	
		Total	Owner occupied	Renter occupied	Vacant non-seasonal not dilap., for rent or sale	Other vacant and non-resident	Number reporting	No private bath or dilap.	No running water or dilap.	Total	Persons per room		Occupied by non-white	Number reporting	Average monthly rent (dollars)	Number reporting	Average value (dollars)
											Number reporting	1.51 or more					
NC-47	1	18	3	6		9	1	6	9	9	2		5	40.40	2	6.000	
	2	5	3	2		5	1	1	5	5			2		3	8.066	
	3	5	1	2		5	3	2	5	5			1		1	8.044	
	4	11	1	8		10	3	2	10	10			8	49.37	18	7.409	
	5	14	1	12		13	13	4	13	13			11	37.63	11	3.350	
	6	13	1	12		12	7	7	12	10			5	39.80	4	3.350	
	7	14	2	10		11	9	3	11	10			2	29.65	14	6.714	
	8	15	3	9		11	9	8	11	12			8	37.25	1	7.333	
	9	16	1	10		14	8	8	12	12			1	42.28	9	6.444	
	10	17	1	10		20	8	4	17	17			7	37.25	9	6.444	
	11	18	1	15	2	29	11	7	22	22	1		7	39.00	15	7.233	
	12	18	4	2		7	1		6	6			2		2	4.600	
	13	20	7	12		13	15	15	19	19			12	28.50	5	4.600	
	14	21	4	13		10	6	4	12	12			5	20.40	7	4.542	
	15	22	1	11		10	7	6	23	23			9	34.33	9	6.444	
	16	23	2	11		18	9	9	18	18			11	33.63	6	6.583	
	17	23	3	11		13	6	3	14	14			6	32.33	7	2.885	
	18	25	3	22		10	1		14	14			2		2	2.885	
	19	27	3	22		10	1		10	10			1		9	7.355	
	20	27	3	22		10	6	6	10	6			2		9	7.355	
	21	28	5	22		10	6	8	10	6			6		6	5.333	
	22	28	5	22		10	6	8	10	6			6		5	7.200	
	23	29	11	7		18	3	1	18	17			7	38.28	9	5.888	
	24	30	16	7		23	2	2	23	23			7	29.28	13	7.115	
	25	31	14	1		16	2	2	15	15	1		1		14	6.750	
	26	32	3			6			3	3			1		3	7.833	
	27	33	3			7			7	7			5	63.40	1	1.125	
	28	34	15	5		18	18	8	23	23	2		7	41.00	12	7.125	
	29	35	2	18		4	1	1	39	39			17	24.70	20	5.440	
	30	36	1	18		1	1	1	4	4			1		2	2.885	
	31	37	1	18		1	2	2	39	39	1		8	23.12	30	5.746	
	32	40	3			1		1	3	3					3	8.166	
	33	41	11	2		13	2		13	13			2		10	6.810	
	34	42	3	3		14	2		13	13			3		4	7.750	
	35	43	6	1		8	1		14	14			1	26.66	6	7.583	
	36	44	14	1		20	5		20	19	1		7	28.28	13	5.776	
	37	45	12	1		13	1		13	13			1		12	7.291	
	38	46	14	1		13	1	3	17	17			1		13	6.500	
	39	47	11	1	1	13			12	12			3	32.66	10	6.450	
	40	48	3		1	5			4	4			2		3	7.333	
	41	49	13	4		20	5	1	17	17	1		4	54.25	12	6.000	
	42	50	15	7		22	4	2	22	22			4	37.57	14	6.821	
	43	51	9	4		24	5	4	22	22	1		7	43.50	8	7.250	
	44	52	5	2		13	3	5	13	13			2		5	8.800	
	45	53	5	4		13	5	6	13	13			2		5	3.500	
	46	54	11	4		18	7	8	15	15			4	31.50	10	7.250	
	47	55	7	1		18	7	8	14	14			4	56.28	4	7.250	
	48	56	8	1		9	2	2	14	14			7		6	8.333	
	49	57	1			3			2	2							
	50	58	3		1	2			1	1			1		3	6.000	
	51	59	9	1		4	2	2	13	12			3	52.33	8	6.000	
	52	60	4	1		7	4	4	5	5			10	33.50	42	7.273	
	53	61	3	1		6	4	4	5	5			4	51.00	1	16.666	
	54	62	4			4	1	1	3	3			2		2		
	55	63	4			4	1	1	6	6			2		2		
	56	64	7			7	4	4	4	4			3		3	12.000	
	57	65	4			4	1	1	4	4			1		3	7.646	
	58	66	14			13	2	2	17	17			3	55.33	13	7.646	
	59	67	11			11	2	2	15	13			2		10	12.800	
	60	68	2			5			2	2							
	61	69	3			2			1	1							
	62	70	9			2	4	4	1	1							
	63	71	4			18	10	6	13	12			1		8	6.000	
	64	72	1			4	7	5	5	5			10	33.50	42	7.273	
	65	73	4			6	4	4	3	3			4	51.00	1	16.666	
	66	74	7			7	1	1	6	6			2		2		
	67	75	4			4	1	1	4	4			2		2		
	68	76	14			13	2	2	17	17			3	55.33	13	7.646	
	69	77	11			11	2	2	15	13			2		10	12.800	
	70	78	1			3			2	2							
	71	79	9			2	2	2	1	1							
	72	80	1			1	4	4	1	1							
	73	81	1			4	7	5	5	5							
	74	82	1			1	1	1	3	3							
	75	83	4			4	1	1	4	4							
	76	84	14			13	2	2	17	17							
	77	85	11			11	2	2	15	13							
	78	86	3			3			2	2							
	79	87	9			2	4	4	1	1							
	80	88	1			1	1	1	3	3							
	81	89	3			3			3	3							
	82	90	6			8	8	8	4	8			1		6	10.416	
	83	91	4			4	1	1	4	4					2	2.885	
	84	92	4			4	1	1	4	4			1		3	6.333	
	85	93	5			5	1	1	5	5			1		5	8.971	
	86	94	11			11			13	13			1	32.80	7	7.821	
	87	95	12			12			13	13							
	88	96	11			11			14	14			1		12	6.541	
	89	97	11			11			14	14			1		11	7.918	
	90	98	4			4	5	5	11	11			8	28.25	39	6.500	
	91	99	3			3	11	11	5	5			8	37.50	32	8.128	
	92		3			3	3	3	10	10			1		10	9.550	
	93		1			1	2	2	3	3					3	10.000	
	94		1			1	2	2	17	17			1		14	7.821	
	95		1			1	2	2	17	17			1		14	7.821	
	96		1			1	2	2	17	17			1		14	7.821	

¹For renter-occupied dwelling units and vacant nonseasonal not dilapidated units, for rent.²For owner-occupied dwelling units and vacant nonseasonal not dilapidated units, for sale only.

Table 3.—CHARACTERISTICS OF HOUSING FOR CENSUS TRACTS, BY BLOCKS: 1950—Con.

Census tract	Block	All dwelling units by occupancy and tenure					All dwelling units by condition and plumbing facilities			Occupied dwelling units			Contract monthly rent ¹		Value ² of one-dwelling-unit structures	
		Total	Owner occupied	Renter occupied	Vacant non-seasonal not dilap., for rent or sale	Other vacant and non-resident	Number reporting	No private bath or dilap.	No running water or dilap.	Total	Persons per room	Occupied by non-white	Number reporting	Average monthly rent (dollars)	Number reporting	Average value (dollars)
NC-47	98	29	16	9	1	3	28	5	1	25	25	1	10	37.30	11	6,081
	99	18	10	6		2	17	4	1	16	16		8	21.50	5	6,500
	100	18	12	6		2	18	3		18	18		6	32.83	11	6,690
	101	8	6	1		1	7	1	1	7	7		1		6	7,283
	102	17	14	1		3	16	2		14	14	1	12	65.41	12	6,541
	103	11	8	3			11	1		11	11	1	3	28.33	8	6,375
	104	9	6	1		2	9	2	2	7	7		1		6	5,750
	105	23	14	4		4	19	1		18	18	1	4	38.75	12	7,958
	106	24	16	4		4	22	4	1	20	20	1	4	32.75	14	6,785
	107	26	17	5		4	23	5	1	22	22	1	5	40.00	15	6,566
	108	19	12	1		6	14	3		13	13		1		10	6,350
	109	17	11	1	1	4	17	5		12	12	2	1		11	5,136
	110	11	9	2			11			11	11	1	2		9	5,411
	111	22	9	2		8	22			14	14	1	5	30.60	9	6,444
	112	37	16	12		9	35	10	5	28	28	1	12	38.25	10	8,200
	113	24	7	5		12	24	3	3	12	12		5	44.60	7	7,642
	114	21	12	5		4	21	2		17	17		4	35.00	12	7,666
	115	12	5	4		3	12	1		9	9	1	3	41.33	3	8,000
	116	13	1	2		10	12	6	2	3	3		1		5	5,500
	117	17	5	1		11	17	11	3	6	6		1		5	5,500
	118	17	8	3		6	15	2		11	11		3	43.66	8	6,687
	119	3				3	3	3	3	3	3				1	
	120	6	1	2		3	6	1		3	3		2		1	
	121	5	4	1			4			5	5		1		2	
	122	19	8	1		10	19	4		9	9		1		6	61.33
	123	6	3			3	6	1		3	3		3	10,000	3	
	124	4	3			1	4			4	4		1	8,500	3	
	125	15	14	1			15			15	15		1	8,078	14	
	126	3	3				3			3	3		3	8,833	3	
	127	6	4			2	6	2		4	4		4	9,250	4	
	128	6		2		4	6			2	2		2		5	
	129	41	20	3		18	29	11	3	23	22	1	3	33.33	18	5,500
	130	7	3	1		3	7	2		4	4	1	1		3	6,166
	131	6	3	2		2	6	2		4	4		1		2	
	132	14	6	4		4	13	3		10	10	1	4	33.75	2	6,000
	133	11	3	3		5	9	4		6	6		2		2	
	134	10	8	2			10	1		10	10		2		8	5,150
	135	12	8	2		2	10	2		10	10		2		8	6,437
	136	8	6	1		3	6			6	6		5	5,116	6	5,116
	137	9	6	1		1	7	7		7	7		1		6	5,580
	138	6	5			1	5			5	5		5	6,300	5	
	139	1	1				1			3	3	1	1		1	
	140	4	2	1		1	4	2	1	3	3	1	1		2	5,133
	141	11	9	1		2	9	1		9	9		1		2	
	142	4	2	1		1	4			3	3		1		4	4,625
	143	5	4	1			5	2	2	5	5		1		4	
	144	22	12	2		2	15	2	1	14	14	1	2		11	5,772
	145	16	6	1		6	6	1	1	7	7		1		6	7,333
	146	7	4	3			7			7	7		3	55.00	4	9,000
	147	12	10	2		2	12			12	11	1	2		10	8,080
	148	18	14	1	1		13			15	15		3		13	8,138
	149	22	5	2		1	5	5		5	5		2		5	7,000
	150	55	3	2		2	55	3		15	13	1	2		10	7,950
	151	33	11	6		1	33	3		13	13	1	3	37.00	3	5,666
	152	27	24	2		3	27	2		25	25		2		24	9,500
	153	29	24	2		3	29	9		29	29		2		9	9,055
	154	10	9	1			9			10	10		8	7,250	8	
155	22	21	3		2	22	3		22	22		3	53.25	20	7,650	
156	4	3	1		3	4			6	6		3	55.00	3	11,000	
157	1					1										
158	11	4	5		2	11			9	9		5	42.00	4	5,875	
159	3	3				3			3	3		3		3	7,166	
160	1					1										
NC-48	1	39	22	5	1	1	38	2	2	37	9	1	5	24.40	3	6,666
	2	49	24	12			47	1	3	49	6	1	15	47.06	17	9,852
	3	14	7	3			11	4		15	15	1	25	39.80	13	10,483
	4	39	31	7			38	1		38	38	3	31	34.85	3	10,000
	5	23	14	2			23	3		23	23		9	44.77	9	9,333
	6	23	16	9			23	4		31	30	1	15	40.73	2	
	7	16	14	1		1	16	4		21	21		13	36.33	2	
	8	17	15	7			17	2		29	29		14	38.92	2	
	9	11	13	1			11	2	1	24	24	1	11	41.63	2	
	10	35	32	3			35	1		65	65		33	36.00	13	8,115
	11	44	28	18		1	44	10	1	62	61	3	35	27.74	11	9,272
	12	20	14	6			20	2		43	43	2	23	30.47	7	7,357
	13	31	20	11			31	4		40	40		19	38.78	12	10,933
	14	44	31	13		1	44	5	2	61	60	1	30	38.63	16	10,812
	15	39	33	5			39	1		88	88	3	51	40.86	13	13,307

¹For renter - occupied dwelling units and vacant nonseasonal not dilapidated units, for rent.
²For owner - occupied dwelling units and vacant nonseasonal not dilapidated units, for sale only.

HOUSING—BLOCK STATISTICS

Table 3.—CHARACTERISTICS OF HOUSING FOR CENSUS TRACTS, BY BLOCKS: 1950—Con.

Census tract	Block	All dwelling units by occupancy and tenure					All dwelling units by condition and plumbing facilities			Occupied dwelling units			Contract monthly rent ¹		Value ² of one-dwelling-unit structures	
		Total	Owner occupied	Renter occupied	Vacant non-seasonal not dilap., for rent or sale	Other vacant and non-resident	Number reporting	No private bath or dilap.	No running water or dilap.	Total	Persons per room	Occupied by non-white	Number reporting	Average monthly rent (dollars)	Number reporting	Average value (dollars)
										Number reporting	1.51 or more					
NC-48	18	2														
	19	27	11	16						27	27		14	38.64	6	9,833
	20	21	16	5						21	21		5	38.00	14	9,392
	21	24	18	6						24	24		6	4,683	14	9,250
	22	18	4	14						18	18		14	3,428	2	
	23	42	20	22						42	41		21	3,338	16	9,531
	24	44	26	18				1	1	44	44		18	3,055	15	8,333
	25	31	14	17						31	31		17	3,141	5	7,875
	26	38	26	12					3	38	38	3	12	2,758	4	6,100
	27	39	31	8					4	39	38		8	4,987	7	6,642
	28	52	20	32					8	52	51	2	31	2,941	9	7,388
	29	29	7	22					2	29	29		22	2,681		
	30	35	10	25						35	35	1	25	3,284	1	
	31	19	13	6						19	19		6	5,216	9	11,777
	32	17	16	1						17	17		1		15	9,600
	33	4	3	1					1	4	4		3		3	10,500
	34	7	4	3					4	7	7		3	4,266	2	
	35	11	4	7						11	10		6	3,050	3	10,166
	36	13	10	3						13	13		3	3,033	8	8,812
	37	10	7	3						10	10		3		7	10,500
	38	11	7	4						11	10		4	4,000	1	
	39	10	8	2						10	10		2		6	10,250
	40	17	9	7		1				16	16		7	4,428	6	8,916
	41	91	39	52				2	2	91	90	3	52	3,480	23	7,913
	42	21	8	13						21	21		13	3,392	7	7,528
	43	26	22	4						26	26	1	4	3,650	18	8,716
	44	29	23	6						29	29		6	4,083	21	8,823
	45	26	11	15						26	26		15	3,060	6	8,583
	46	18	9	9						18	18		9	3,100	4	9,000
	47	15	9	6					1	15	15		6	4,483	5	10,200
	48	15	11	4						15	15		4	4,100	6	10,750
	49	7	3	4						7	7		4	5,275		
	50	45	16	27	2				1	45	43	1	29	3,800	8	8,500
	51	16	11	5						16	16		5	4,160	6	8,833
	52	13	7	6					1	13	13		5	3,800	3	9,166
	53	23	19	4						23	20		4	4,250	11	8,409
	54	13	7	6						13	13		6	3,833	2	
	55	17	8	9					1	17	17		9	4,044	6	10,000
	56	10	5	5					2	10	10	1	5	4,260	3	9,000
	57	22	14	8					2	22	22	2	8	4,050	9	8,577
	58	17	14	3						17	17		3	3,833	10	8,900
	59	34	26	8						34	34		9	3,855	21	8,757
	60	46	34	12	2	2			1	42	42	1	8	3,850	29	7,879
	61	1														
	62	49	14	35					2	49	49	1	35	3,525	6	7,416
	63	54	24	30					3	52	51		27	3,325	10	8,500
	64	25	10	15						25	25	1	15	3,013	8	7,187
	66	41	20	21					3	41	39		21	4,323	14	8,178
	67	54	36	18					2	54	54	1	17	3,782	21	9,476
	69	10	9	1						10	10		1		9	7,888
	70	7	7							7	7				7	7,928
	71	8	8						1	8	8				7	10,028
	72	17	6	11					2	17	17	1	10	3,060	2	
	73	19	5	14					3	19	19		13	4,523	3	7,333
	74	63	36	26		1			1	62	62	2	25	4,536	22	8,613
	75	7	4	3						6	6		3	5,500	2	
	76	7	3	4						7	7		4	3,325	1	
77	31	5	25		1			10	30	28	7	22	4,586			
78	15	5	10					1	15	15	1	10	4,310	2		
79	2															
80	9	3	6						9	9		6	3,783	1		
81	8	7	1						8	7	1	1		4	8,250	
82	67	10	57					5	67	67	3	56	3,300	5	8,000	
83	23	11	12						23	23		12	3,200	11	7,818	
84	26	14	12						26	26		12	3,675	10	6,560	
85	23	5	17		1			8	22	22		17	3,376	2		
86	37	19	18					4	37	37	3	17	4,052	8	9,750	
87	42	20	22					14	42	42	1	22	3,004	12	8,825	
88	29	17	12					8	27	29	3	12	3,900	11	6,981	
89	32	13	18		1			2	31	31	1	18	3,661	2		
90	15	8	7						15	15		7	3,471			
91	15	6	9						15	15		9	3,188			
92	39	15	22		1	1		10	37	36	2	23	4,539	3	7,833	
93	8	5	3						8	8		3	5,333	1		
94	44	15	27		2			2	42	42	1	26	3,615			
95	72	31	39		2	2		3	70	67	2	37	3,418	2		
96	57	26	30		1				56	55	1	31	3,583			
98	32	11	21					8	32	32	1	20	3,260	8	7,250	
NC-49	1	26	5	21					25	26	1	20	3,075	1		
	2	33	14	19					33	33		19	4,115	5	10,000	
	3	51	17	34					51	51	4	33	3,066	2		
	4	38	15	20		2	1		38	35	2	22	3,945	5	10,300	
	5	22	6	16					22	22		16	3,293	1		
	6	34	3	31					34	34	1	29	3,772	1		
	7	31	17	14					31	31		13	3,315	6	7,850	

¹For renter-occupied dwelling units and vacant nonseasonal not dilapidated units, for rent.
²For owner-occupied dwelling units and vacant nonseasonal not dilapidated units, for sale only.

Table 3.—CHARACTERISTICS OF HOUSING FOR CENSUS TRACTS, BY BLOCKS: 1950—Con.

Census tract	Block	All dwelling units by occupancy and tenure					All dwelling units by condition and plumbing facilities			Occupied dwelling units			Contract monthly rent ¹		Value ² of one-dwelling-unit structures		
		Total	Owner occupied	Renter occupied	Vacant non-seasonal not dilap., for rent or sale	Other vacant and non-resident	Number reporting	No private bath or dilap.	No running water or dilap.	Total	Persons per room	Occupied by non-white	Number reporting	Average monthly rent (dollars)	Number reporting	Average value (dollars)	
NC-49	8	53	25	28					53	53	1						
	9	59	28	31				2	59	58				27	34.37	9	7.111
	10	79	25	51	3				79	76				53	33.60	13	4.884
	11	119	31	86	1	1	116	24	117	117	10			85	32.86	9	8.500
	12	50	14	34	1	1	46	11	48	48	1			34	29.22	14	7.521
	13	24	11	12	1		23	2	23	23	2			13	28.35	6	7.500
	14	14	9	5			14		14	14				5	32.07	3	10.000
	15	1													27.80	7	9.285
	16	36	16	20			36	3	36	36	1			20	28.90	8	8.812
	17	99	33	63	1	2	99	8	96	95	2			60	31.93	11	8.454
	18	51	13	38			49	28	51	51	2			37	22.27	3	4.666
	19	21	9	11		1	20	3	20	20	1			10	37.10	4	9.625
	20	37	6	30		1	37	5	36	36				31	28.25	2	
	21	56	32	24			56	4	56	56	1	1		24	34.12	19	8.936
	22	59	28	31			59	13	59	59				30	29.96	15	7.953
	23	47	19	28			47	14	47	47	1			28	26.00	7	8.214
	25	1															
	26	12	8	4			12		12	12				4	34.00	6	8.450
	27	147	63	83		1	147		146	145	2			83	40.16	37	8.202
	28	73	49	23		1	72		72	72		1		20	30.65	40	9.287
	29	37	33	4			36		37	37				4	47.50	28	11.589
	31	3	2	1			3		3	3				1		1	
	33	1															
	34	1															
	36	38	22	15	1		37	4	37	37				14	31.71	12	7.791
	37	111	58	52		1	108	15	110	110	7			48	28.89	28	7.821
	38	10	6	2		1	8		8	8				2		3	8.333
	39	4	3	1			4		4	4				1		1	
	41	14	9	5			14	1	14	14				8	30.87	2	
	42	27	15	12			27		27	27				12	32.83	5	19.600
	43	47	19	28			46	2	47	47	1			28	31.71	6	10.166
	44	21	12	9			21		21	21				9	28.11	8	8.437
	45	36	7	27		1	33	5	34	33				26	30.42	2	
	46	60	19	39	2		57	12	58	58	2			40	35.60	6	6.083
	47	29	11	18			29	8	29	29	1			17	26.88	6	4.233
	49	24	10	14			24	1	24	24				14	31.21		
	50	31	15	15		1	31	6	30	30	3			14	28.57	1	
	51	29	16	13			29		29	29	1			13	30.23	7	7.785
	53	24	7	17			24	3	24	24	2			17	28.52		
	54	17	6	11			17	1	17	17				11	30.54	3	7.366
	55	12	7	5			11		12	12				5	30.20	3	7.166
	56	2															
	57	26	12	14			26	1	26	26				14	30.50	4	6.825
	58	4	3	1			4		4	4				1		2	
	59	5	1	4			5	4	5	5	4			4	25.00	1	
	60	13	6	5	2		13	2	11	11		1		6	26.50	3	6.833
	63	56	26	29	1		54	2	55	54	2			28	32.17	15	5.906
	64	41	10	31			41	5	41	41	4			29	37.62	5	8.700
	65	32	13	19			32		32	32	1			19	31.26	4	7.250
	66	36	18	18			36	1	36	36	1			17	39.70	9	7.611
	67	56	36	20			55	10	56	55	2			18	27.77	26	10.923
	69	14	12	2			14		14	14				2		12	9.866
	70	7	7				7		7	7				7		7	9.071
	71	4	2	2		2	4		2	2						2	
	72	14	12	2			13	1	14	13				2		11	13.727
	73	65	37	28			63	3	55	63	1			27	33.37	22	10.613
	74	33	15	17		1	32	3	32	31	1			16	35.93	4	12.000
	75	4	4				3		4	3						3	11.333
	76	77	36	41			75		77	75				39	37.35	27	12.074
	77	50	20	29		1	50	4	49	49	1			30	32.53	11	10.227
	78	22	8	14			21		22	21				13	37.23	5	11.400
	79	34	11	22		1	34	2	33	33	1			23	35.13	4	7.200
	80	37	19	17		1	37		36	36				17	45.52	11	8.445
	81	43	19	23		1	43		42	42				24	41.16	8	8.337
	82	35	20	14			35	2	34	34	2			14	34.78	12	8.116
	83	11	4	7			11		11	11				7	31.57	2	
	84	38	20	15		3	37		35	35				14	39.14	8	6.375
	85	23	12	11			23		23	23				10	37.10	6	8.966
	86	19	8	9		1	19		17	17				9	35.33	3	8.333
	87	37	16	21			37		37	37				21	42.14	8	10.250
	88	1															
	89	14	8	5	1		14		13	13				6	41.83	3	10.566
	90	20	15	5			20		20	20				5	36.60	13	10.153
	91	9	8				9		9	9						6	10.283
	92	21	13	8			21		21	21				8	38.12	8	10.787
	93	31	16	15			31		31	31				14	35.71	6	11.166
	94	37	22	15			37		37	37	1			14	37.28	10	8.550
	95	53	40	11		2	53		51	51				11	38.18	31	9.593
	96	32	16	16			31		32	32				16	45.50	5	9.400
	97	10	1	9			10		10	9				8	39.00	1	
	98	45	36	9			43		45	45				8	35.62	29	11.424
	99	30	19	11			28		30	30				11	43.00	12	19.166
	100	40	19	20		1	40		39	39				18	44.22	15	12.000
	101	9	9				9		9	9						9	11.166
	102	1															
	103	2															
	104	23	19	4			22		23	23				4	37.50	14	12.821

¹For renter - occupied dwelling units and vacant nonseasonal not dilapidated units, for rent.

²For owner - occupied dwelling units and vacant nonseasonal not dilapidated units, for sale only.

HOUSING—BLOCK STATISTICS


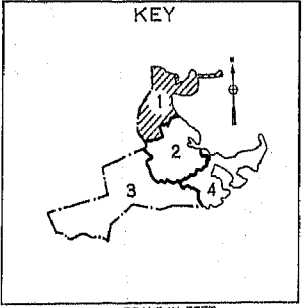
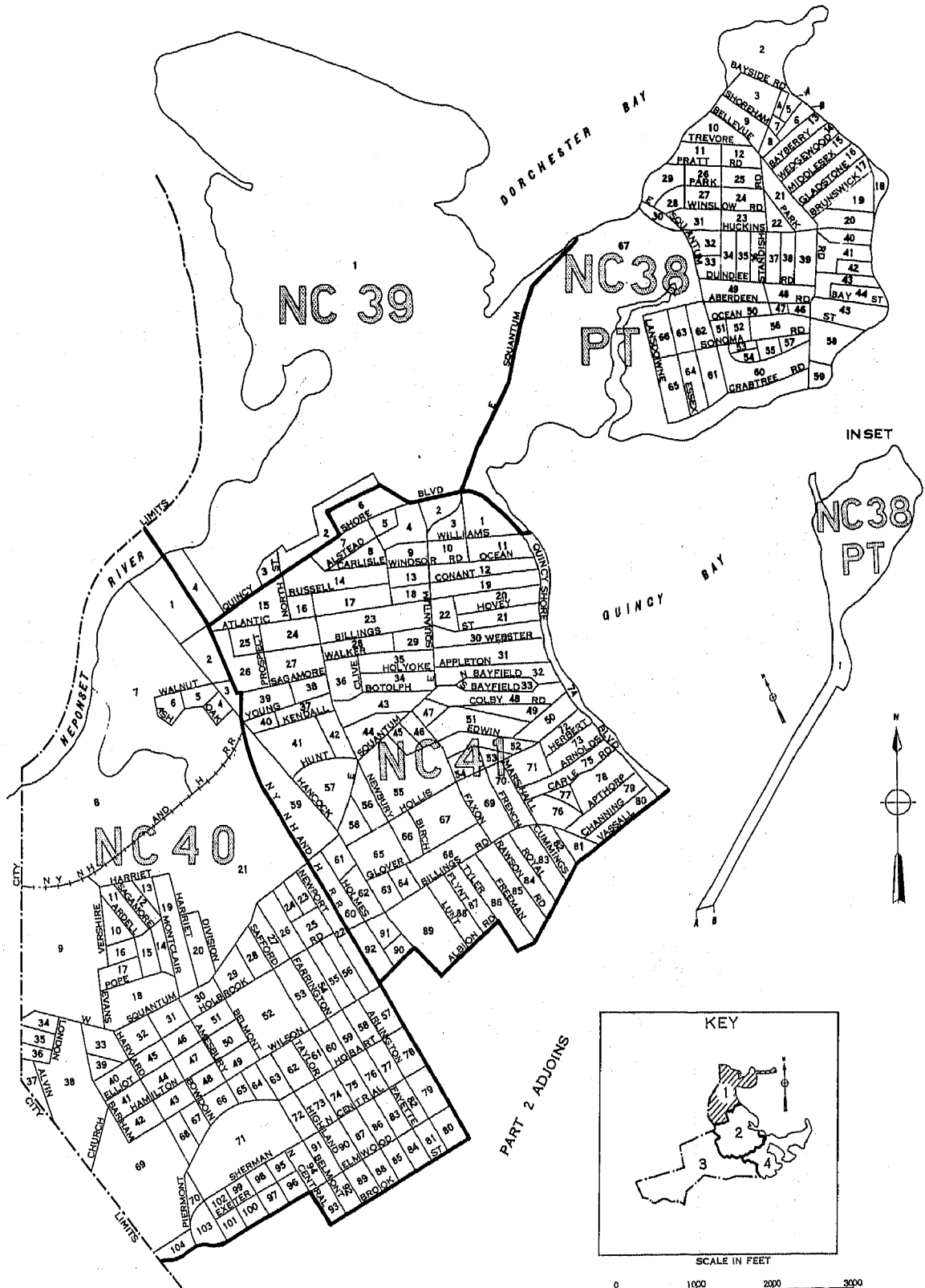
Table 3.—CHARACTERISTICS OF HOUSING FOR CENSUS TRACTS, BY BLOCKS: 1950—Con.

Census tract	Block	All dwelling units by occupancy and tenure					All dwelling units by condition and plumbing facilities			Occupied dwelling units			Contract monthly rent ¹		Value ² of one-dwelling-unit structures		
		Total	Owner occupied	Renter occupied	Vacant non-seasonal not dilap., for rent or sale	Other vacant and non-resident	Number reporting	No private bath or dilap.	No running water or dilap.	Total	Persons per room		Occupied by non-white	Number reporting	Average monthly rent (dollars)	Number reporting	Average value (dollars)
											Number reporting	1.51 or more					
NC-49	107	62	40	22		62	1		62	61	1		22	49.68	26	8,969	
	108	12	11	1		12			12	12			1		10	10,150	
	109	2															
	110	4	3	1		4			4	4			1		1		
	111	10	7	3		10			10	9			3	52.66	6	9,500	
	112	24	18	4	2	24			22	19			6	50.16	15	9,306	
	113	25	18	6		21	1		24	18			4	41.00	15	10,000	
	114	28	11	16	1	25			27	25	1		14	29.21	6	11,166	
	115	14	8	6		14			14	14	1		6	49.83	6	8,583	

¹For renter-occupied dwelling units and vacant nonseasonal not dilapidated units, for rent.²For owner-occupied dwelling units and vacant nonseasonal not dilapidated units, for sale only.

QUINCY, MASSACHUSETTS. BY CENSUS TRACTS AND BLOCKS: 1950

PART 1 OF 4 PARTS



LEGEND

BLOCK NUMBERS
TRACT NUMBERS
TRACT BOUNDARIES

U.S. DEPARTMENT OF COMMERCE. BUREAU OF THE CENSUS

QUINCY, MASSACHUSETTS, BY CENSUS TRACTS AND BLOCKS: 1950

PART 2 OF 4 PARTS



LEGEND

BLOCK NUMBERS

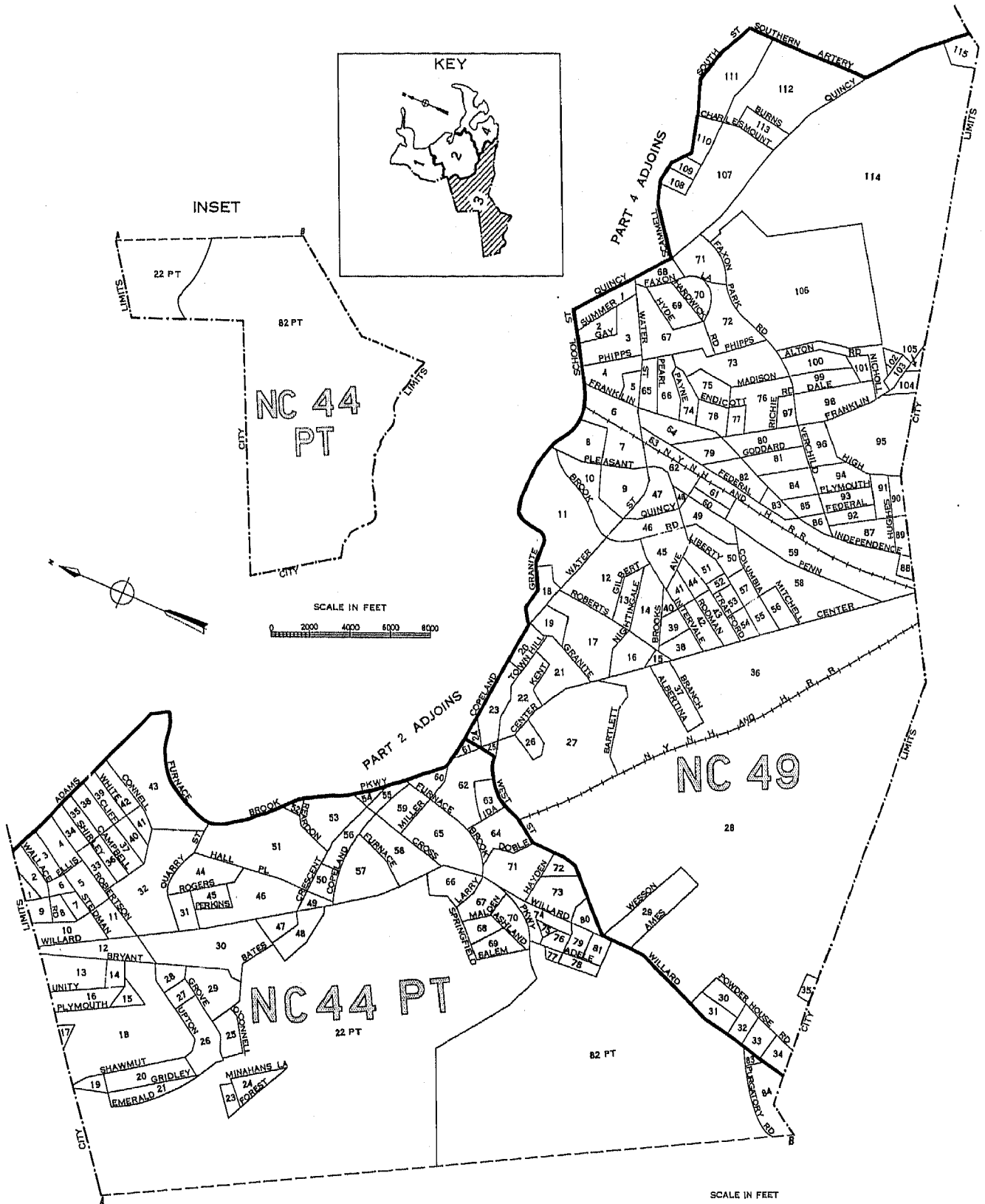
TRACT NUMBERS

TRACT BOUNDARIES

U.S. DEPARTMENT OF COMMERCE, BUREAU OF THE CENSUS

QUINCY, MASSACHUSETTS. BY CENSUS TRACTS AND BLOCKS: 1950

PART 3 OF 4 PARTS



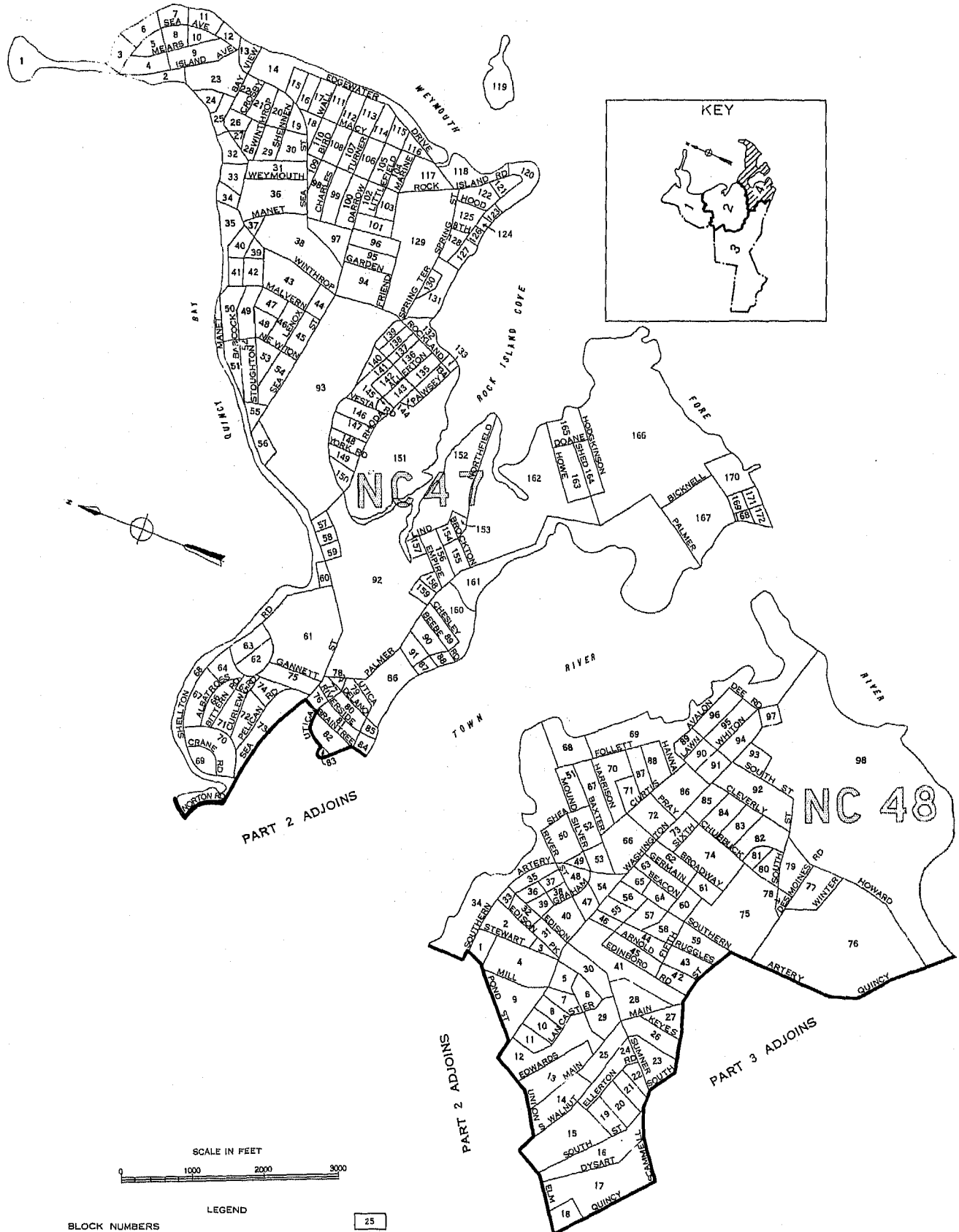
LEGEND

- BLOCK NUMBERS
- TRACT NUMBERS
- TRACT BOUNDARIES

U.S. DEPARTMENT OF COMMERCE, BUREAU OF THE CENSUS

QUINCY, MASSACHUSETTS, BY CENSUS TRACTS AND BLOCKS: 1950

PART 4 OF 4 PARTS



LEGEND

BLOCK NUMBERS 25


TRACT NUMBERS 2

TRACT BOUNDARIES

U.S. DEPARTMENT OF COMMERCE, BUREAU OF THE CENSUS

1950 UNITED STATES CENSUS OF HOUSING

U. S. DEPARTMENT OF COMMERCE • BUREAU OF THE CENSUS



RACINE, WIS.

**BLOCK
STATISTICS**

U. S. CENSUS OF HOUSING: 1950

Volume

- I General Characteristics
- II Nonfarm Housing Characteristics
- III Farm Housing Characteristics
- IV Residential Financing
- V Block Statistics

Housing statistics for census tracts are to be included in the Population reports on census tracts.

U. S. CENSUS OF POPULATION: 1950

Volume

- I Number of Inhabitants
- II Characteristics of the Population

Succeeding volumes will cover the following subjects:

Census Tracts, Nativity and Parentage, Nonwhite Population by Race, Persons of Spanish Surname, Institutional Population, Differential Fertility, Labor Force Characteristics, Occupation, Industry, Income, Internal Migration, Education, Characteristics of Families and Households.

UNITED STATES CENSUS of HOUSING : 1950
U. S. DEPARTMENT OF COMMERCE
CHARLES SAWYER, Secretary

BUREAU OF THE CENSUS
ROY V. PEEL, Director



BLOCK STATISTICS


**RACINE
WISCONSIN**

*Prepared under the supervision of
Howard G. Brunsman, Chief
Population and Housing Division*

1950 HOUSING CENSUS REPORT
VOLUME V, PART 154

UNITED STATES GOVERNMENT PRINTING OFFICE 1951

BLOCKS • WARDS





BUREAU OF THE CENSUS

ROY V. PEEL, *Director*

A. ROSS ECKLER, *Deputy Director*
HOWARD C. GRIEVES, *Assistant Director*
CONRAD TAEUBER, *Assistant Director*
MORRIS H. HANSEN, *Assistant Director for Statistical Standards*
ROBERT Y. PHILLIPS, *Assistant Director for Operations*
CALVERT L. DEDRICK, *Coordinator, International Statistics*
FRANK R. WILSON, *Information Assistant to the Director*

Population and Housing Division—

HOWARD G. BRUNSMAN, *Chief*
WAYNE F. DAUGHERTY, *Assistant Chief for Housing*
ROBERT B. VOIGHT, *Assistant Chief for Operations*
HENRY S. SHRYOCK, Jr., *Assistant Chief for Population*
EDWIN D. GOLDFIELD, *Program Coordinator*

Quality and Equipment Statistics—Robert C. Hamer, *Chief*
Inventory Statistics—Carl A. S. Coan, *Chief*
Developmental Programs—J. Hugh Rose, *Chief*
Residential Financing—Junia H. Honnold, *Chief*
Territories and Possessions—Joel Williams, *Chief*
Statistical Sampling—Joseph Steinberg, *Chief*
Statistical Procedure—Morton A. Meyer, *Chief*
Processing Operations—Milton D. Lieberman, *Chief*

Administrative Service Division—WALTER L. KEHRES, *Chief*

Agriculture Division—RAY HURLEY, *Chief*
Budget Officer—CHARLES H. ALEXANDER
Business Division—HARVEY KAILIN, *Acting Chief*
Field Division—LOWELL T. GALT, *Chief*
Foreign Trade Division—J. EDWARD ELY, *Chief*
Geography Division—CLARENCE E. BATSCHULET, *Chief*
Governments Division—ALLEN D. MANVEL, *Chief*
Industry Division—MAXWELL R. CONKLIN, *Chief*
Machine Tabulation Division—C. F. VAN AKEN, *Chief*
Personnel Division—HELEN D. ALMON, *Chief*

SUGGESTED IDENTIFICATION

U. S. Bureau of the Census. *U. S. Census of Housing: 1950. Vol. V, Block Statistics, Part 154.*
U. S. Government Printing Office, Washington, D. C., 1951.

For sale by the Superintendent of Documents, U. S. Government Printing Office, Washington 25, D. C.,
or any of the Field Offices of the Department of Commerce - Price 15 cents

PREFACE

This report presents statistics on characteristics of dwelling units by blocks for the city. The tabulations are based on data from the 1950 Census of Housing, taken as of April 1, 1950. Authorization for the 1950 Census of Housing as part of the Seventeenth Decennial Census was provided by the Housing Act of 1949, approved July 15, 1949.

The major portion of the information compiled from the 1950 Census of Housing appears in Volume I, *General Characteristics*; Volume II, *Nonfarm Housing Characteristics*; Volume III, *Farm Housing Characteristics*; Volume IV, *Residential Financing*; and Volume V, *Block Statistics*. Volume V consists of separate reports, issued as bulletins for each of the 209 cities which in 1940 or in a subsequent census had a population of 50,000 or more. These reports will not be bound into a single publication.

The subjects covered in both the 1950 and 1940 reports on characteristics of dwelling units by blocks are substantially similar.

This report was prepared under the direction of Howard G. Brunsman, Chief, Population and Housing Division, and Wayne F. Daugherty, Assistant Chief for Housing. Robert C. Hamer, Chief, Quality and Equipment Statistics Section, was in charge of coordinating the content and the format of the report with assistance from Carl A. S. Coan, Chief, Inventory Statistics Section; Floyd D. McNaughton, Chief, Equipment and Facilities Unit; Beulah Washabaugh, Chief, Tenure and Vacancy Unit; and Walter A. Hines. The compilation of the statistics was under the supervision of Robert B. Voight, Assistant Chief for Operations.

The collection of the information on which these statistics are based was under the supervision of Lowell T. Galt, Chief, Field Division. The geographic work, including the assignment of all block numbers and the preparation of maps, was under the supervision of Clarence E. Batschelet, Chief, Geography Division. The data were tabulated under the supervision of C. F. Van Aken, Chief, Machine Tabulation Division.

v

December 1951

RACINE, WIS.

CONTENTS

INTRODUCTION

	Page		Page
General.....	1	Definitions and explanations—Continued	
Related reports.....	1	Persons per room.....	2
Use of data.....	1	Color of occupants.....	2
Comparability with 1940 Housing Census data.....	1	Contract monthly rent.....	2
Definitions and explanations.....	1	Value of one-dwelling-unit structures.....	2
Dwelling unit.....	1	Number reporting.....	2
Occupancy and tenure.....	2	Block identification.....	2
Condition and plumbing facilities.....	2		

TABLES

	Page
Table 1.—Characteristics of housing for the city: 1950.....	3
Table 2.—Characteristics of housing by wards: 1950.....	3
Table 3.—Characteristics of housing for wards, by blocks: 1950.....	4

Map of city, by blocks, appears following last page of tables.

BLOCK STATISTICS

INTRODUCTION

GENERAL

Volume V of the Reports on Housing consists of a separate report for each of the 209 cities which in 1940, or in a subsequent census prior to 1950, had a population of 50,000 or more. Each report presents for the city, by blocks, tabulations for a limited number of subjects obtained in the Census of Housing. The subjects in these reports are similar to those in the block statistics supplements to Volume I of the reports of the 1940 Census of Housing. The subjects in this report present the number of dwelling units classified by occupancy and tenure, condition and plumbing facilities, persons per room, color of occupants, average contract monthly rent of renter-occupied and selected vacant units, and the average value of one-dwelling-unit owner-occupied and selected vacant structures. In table 1, the statistics for these subjects are summarized for the city. Table 2 contains the statistics for wards; these are the only statistics for wards that will be published from the 1950 Census of Housing. In table 3, the data are presented by blocks within wards and block areas. Maps identifying the location of each block and the ward boundaries are a part of this report.

Related reports.—Related statistics for this city are contained in the Reports on Housing, Volume I, *General Characteristics*; and in the Reports on Population, Volume I, *Number of Inhabitants*, and Volume II, *Characteristics of the Population*.

The Reports on Housing for each State in Volume I present data on the characteristics of dwelling units for the State by residence (urban, rural nonfarm, and rural farm), for standard metropolitan areas, urbanized areas, counties, for urban places, places of 1,000 to 2,500 inhabitants, and rural-nonfarm and rural-farm dwelling units for each county. Each report includes the following subjects: occupancy, tenure, race of occupants, type of structure, year built, condition and plumbing facilities, water supply, toilet and bathing facilities, number of rooms, number of persons, persons per room, electric lighting, heating equipment, heating and cooking fuels, refrigeration equipment, kitchen sink, radio, television, and, for nonfarm units, the contract monthly rent, gross monthly rent, and value of one-dwelling-unit structures.

Volume I of the Reports on Population shows the 1950 population of each county and of each minor civil division within the county. It also contains figures for each incorporated place, for each unincorporated place with 1,000 or more inhabitants, and for incorporated places of 5,000 or more by wards. A special series of tables presents data for each urbanized area giving the incorporated places and portions of minor civil divisions within it.

Volume II of the 1950 Population Reports contains statistics on the general characteristics of the population. Chapter A of this volume repeats the figures on number of inhabitants as shown in Volume I; Chapter B presents demographic, economic, and social characteristics of the population; and Chapter C gives more detailed cross-classifications for States and large cities and standard metropolitan areas.

Use of data.—The tabulation of housing characteristics for areas as small as city blocks provides descriptive material of considerable value for technical studies of housing in the city. The statistics will be useful in compiling totals for special types of areas that may be defined to meet the requirements of individual investigators. Users of the data should bear in mind that in

practically all cases the data for a given block represent the work of only one enumerator. Consequently, housing characteristics for blocks are subject to a wider margin of error than is to be expected in the figures for tracts or wards which represent returns made by a number of enumerators. Misinterpretation of instructions by one enumerator may cause a significant bias in the statistics for a block even though it may have a negligible effect upon the figures for larger areas. For example, the enumeration of "condition" depended to a considerable extent upon the judgment of the individual enumerator. Also, failure to indicate the correct block number for a significant number of dwelling units may introduce errors into the block data.

Comparability with 1940 Housing Census data.—In the 1940 Census of Housing, reports entitled "Block Statistics" were issued as supplements to the first series of Housing bulletins. These supplements consisted of separate reports for each of the 191 cities which had 50,000 inhabitants or more in 1930.

In the 1950 reports, the block numbers used are different, in most cases, from those used in the 1940 reports. Therefore, to compare 1940 and 1950 data for a given block, it is necessary to locate the block on the maps to obtain the corresponding 1940 and 1950 block numbers.

The subjects in both the 1940 and 1950 reports are substantially similar. However, data on number of structures, year built, and mortgage status have been omitted from the 1950 report. Furthermore, in the 1940 reports average contract or estimated monthly rent was reported for all dwelling units while in 1950 average contract monthly rent is reported for some, and average value for other, dwelling units.

DEFINITIONS AND EXPLANATIONS

More detailed and complete definitions are presented in Volume I of the Housing Reports.

Dwelling unit.—In general, a dwelling unit is a group of rooms or a single room, occupied or intended for occupancy as separate living quarters, by a family or other group of persons living together or by a person living alone.

A group of rooms, occupied or intended for occupancy as separate living quarters, is a dwelling unit if it has separate cooking equipment or a separate entrance. A single room, occupied or intended for occupancy as separate living quarters, is a dwelling unit if it has separate cooking equipment or if it constitutes the only living quarters in the structure. Also, each apartment in a regular apartment house is a dwelling unit even though it may not have separate cooking equipment. Excluded from the dwelling unit count are large rooming houses, institutions, dormitories, and transient hotels and tourist courts.

In the 1940 Census, a dwelling unit was defined as the living quarters occupied or intended for occupancy by one household. A household consisted of a family or other group of persons living together with common housekeeping arrangements, or a person living entirely alone. However, the enumerator was not explicitly instructed to define rooms as dwelling units on the basis of cooking equipment or separate entrance.

The number of dwelling units in the 1950 Census may be regarded as comparable with the number of dwelling units in the 1940 Census. Some living quarters may have been classified as separate dwelling units in the one census and not in the other. Further, in the 1950 Census, living quarters with five or more

lodgers were not tabulated as dwelling units; generally, such quarters were included in the 1940 dwelling unit count. However, the net effect of these changes is probably small.

Occupancy and tenure.—Dwelling units are classified by occupancy and tenure into four groups: owner-occupied; renter-occupied; vacant nonseasonal not dilapidated, for rent or sale; and other vacant and nonresident. A dwelling unit is classified as owner-occupied if it was owned wholly or in part by the head of the household or by some related member of his family living in the dwelling unit. All other occupied units are classified as renter-occupied whether or not cash rent was actually paid for living quarters. Rent-free units and living accommodations received in payment for services performed are thus included with the renter-occupied units.

A dwelling unit is considered vacant if no persons are living in it at the time of enumeration. New units not yet occupied were enumerated as vacant dwelling units if construction had proceeded to the extent that all the exterior windows and doors were installed and final usable floors were in place. The classification "Vacant nonseasonal not dilapidated, for rent or sale" is descriptive of the vacant dwelling units reported in this classification. "Other vacant and nonresident" units include all dilapidated and seasonal vacant units as well as the not dilapidated units which were not for rent or sale.

Because of changes in enumeration procedures, the counts of total vacant units in 1940 and 1950 are not strictly comparable. In 1940, vacant units were enumerated if they were habitable; units uninhabitable and beyond repair were excluded from the enumeration. In 1950, units were included regardless of condition if they were intended for occupancy as living quarters. Therefore, no comparison should be made between the data on "vacant nonseasonal not dilapidated, for rent or sale" units from the 1950 Census and data in the 1940 Census reports.

In both censuses, dwelling units occupied entirely by non-residents were included with vacant units not for rent or sale. Trailers, tents, houseboats, and railroad cars which were vacant were excluded from the dwelling unit inventory in both 1950 and 1940.

Condition and plumbing facilities.—Data on condition of a dwelling unit are shown in combination with data for selected plumbing facilities and are, therefore, limited to units for which both condition and plumbing facilities are reported. Plumbing facilities include water supply, toilet facilities, and bathing facilities.

The category "with private bath" includes those dwelling units reported with both a flush toilet and a bathtub or shower inside the structure for the exclusive use of the occupants of the unit. The category "no private bath" includes those dwelling units not having private flush toilet or not having private bathing facilities. The "no running water" category includes units with only piped running water outside the structure or with only other sources such as a hand pump.

A dwelling unit is "dilapidated" when it is run-down or neglected, or is of inadequate original construction, so that it does not provide adequate shelter or protection against the elements or it endangers the safety of the occupants.

Persons per room.—The number of persons per room has been computed for each occupied dwelling unit by dividing the number of persons in the dwelling unit by the number of rooms in the dwelling unit. All persons enumerated in the Population Census as members of the household (including lodgers, servants, and other nonrelated persons) are counted in determining the number of persons that occupy the dwelling unit. The number of rooms in the dwelling unit includes all rooms available for living quarters throughout the year. Not counted as rooms are bath-rooms, closets, pantries, halls, screened porches, and unfinished rooms in the basement and attic.

Color of occupants.—Occupied dwelling units are classified by color of head of household according to the definition used in the

1950 Census of Population. The group designated as "nonwhite" consists of Negroes, Indians, Japanese, Chinese, and other non-white races. Persons who are not definitely Indian or of other nonwhite race are classified as white.

Contract monthly rent.—Contract monthly rent is the rent, at the time of enumeration, contracted for by the renter regardless of whether it includes furniture, heating fuel, electricity, cooking fuel, water, or personal services.

Monthly rent for vacant dwelling units is the amount asked for the dwelling unit at the time of enumeration. The average monthly rent relates to renter-occupied dwelling units and vacant nonseasonal not dilapidated units for rent. Dwelling units which are occupied "rent-free" are not included with the units reporting rent.

Value of one-dwelling-unit structures.—Average value is shown for owner-occupied dwelling units and vacant nonseasonal not dilapidated units which are for sale only. Value is shown only if the unit is in a one-dwelling-unit structure without business and if it is the only dwelling unit included in the property. The value represents the amount for which the owner estimates that the property, including such land as belongs with it, would sell under ordinary conditions and not at a forced sale. For vacant units, value is the sale price asked by the owner.

Number reporting.—Occupancy and tenure are reported for all dwelling units, and color of occupants is reported for all occupied units. The corresponding distributions for these subjects in table 1 are based on all dwelling units and on occupied units, respectively. For all other subjects, the distributions are based on the units for which the specific characteristics are reported, that is, the "Number reporting."

The number of dwelling units for which the enumerator obtained no report on a particular item is shown for the city totals only; however, the number "not reported" can easily be derived for each area in tables 2 and 3 by subtracting the number reporting from the total number of dwelling units (or total occupied).

Block identification.—A map or series of maps is included in this report showing block numbers for each block, number and letter designations for wards and block areas, and the names of principal streets.

Blocks are identified by serial numbers, a separate series of numbers being used for each ward or for a group of wards. Thus, the location of each block for which data are presented in table 3 may be determined by referring to the ward and block number shown on the map. Similarly, data for a specific block may be located in the table by reference to the map for the identification numbers of the ward and block.

In some cities "block areas" have been established to facilitate the numbering of blocks in groups of less than 1,000. This may cause a break in the sequence of block numbers within a ward. Where this occurs each part of the ward that is in a separate block area is distinguished on the map, and in the table the data are shown for blocks in numerical order within each block area section of the ward. When a boundary of a ward cuts through a block separating the block into segments, the statistics for each segment are tabulated in the ward in which it is physically located on the map. In such cases, to obtain the statistics for the entire block it is necessary to add the statistics for all segments.

If no dwelling units are reported for a block, the block number is not listed in table 3, although it is shown on the map. Dwelling units for which the block number was not reported are indicated in the table by the symbol "NR." Detailed data are not shown for such dwelling units, nor for blocks containing fewer than three dwelling units. Average monthly rent is not shown when the monthly rent was reported for fewer than three dwelling units. Average value is not shown when the value of one-dwelling-unit properties was reported for fewer than three dwelling units. All dwelling units are included, however, in the statistics for the city and for each ward.

Table 1.—CHARACTERISTICS OF HOUSING FOR THE CITY: 1950

Subject	Number	Percent	Subject	Number	Percent
OCCUPANCY AND TENURE			PERSONS PER ROOM		
All dwelling units.....	21,424	100.0	Occupied dwelling units.....	21,165	...
Owner occupied.....	12,647	59.0	Number reporting.....	20,994	100.0
Renter occupied.....	8,518	39.4	1.50 or less.....	20,652	98.4
Vacant nonseasonal not dilapidated, for rent or sale.....	106	0.5	1.51 or more.....	342	1.6
Other vacant and nonresident.....	153	0.7	Not reported.....	171	...
CONDITION AND PLUMBING FACILITIES			CONTRACT MONTHLY RENT		
All dwelling units.....	21,424	...	Renter-occupied, and vacant nonseasonal not dilapidated units, for rent—Number reporting.....	8,178	...
Number reporting.....	21,183	100.0	Total contract monthly rent..... dollars..	339,974	...
With private bath, not dilapidated.....	18,298	86.4	Average monthly rent..... dollars..	41.57	...
No private bath, with running water, not dilapidated.....	2,281	10.8	VALUE OF ONE-DWELLING-UNIT STRUCTURES		
No running water or dilapidated.....	604	2.9	Owner-occupied, ¹ and vacant nonseasonal not dilapidated units, for sale only—Number reporting.....	8,918	...
Condition or plumbing facilities not reported.....	241	...	Total value or sale price..... dollars..	88,993,200	...
No private bath or dilapidated.....	2,885	13.6	Average value..... dollars..	9,979	...
COLOR OF OCCUPANTS					
Occupied dwelling units.....	21,165	100.0			
White.....	20,846	98.5			
Nonwhite.....	319	1.5			

¹ Restricted to 1-dwelling-unit properties.

Table 2.—CHARACTERISTICS OF HOUSING BY WARDS: 1950

Ward	All dwelling units by occupancy and tenure					All dwelling units by condition and plumbing facilities			Occupied dwelling units			Contract monthly rent ¹		Value ² of one-dwelling-unit structures		
	Total	Owner occupied	Renter occupied	Vacant non-seasonal not dilap., for rent or sale	Other vacant and non-resident	Number reporting	No private bath or dilap.	No running water or dilap.	Total	Persons per room	Occupied by non-white	Number reporting	Average monthly rent (dollars)	Number reporting	Average value (dollars)	
TOTAL	21 424	12 647	8 518	1 06	1 53	21 183	2 885	6 04	21 165	20 994	3 42	3 19	8 178	4 15 7	8 91 8	9 97 9
1	2 46	1 9	2 26	1	1 7	2 43	9 3	1 8	2 45	2 44	1 0	5	2 23	4 0 6 5	4	5 7 5 0
2	9 54	3 03	6 28	6	6	9 33	1 01	2 3	9 31	9 30	9	2	6 05	5 7 8 6	1 81	1 5 0 5 9
3	1 40 5	6 48	7 40	11	6	1 39 2	2 58	6 5	1 38 8	1 3 7 4	2 4	5	7 21	4 4 0 6	3 6 2	9 3 9 0
4	1 1 4 6	5 7 5	5 61	6	4	1 1 3 9	2 4 2	4 1	1 1 3 6	1 1 2 4	1 9	7	5 3 2	3 6 6 7	3 4 5	7 1 8 2
5	9 11	3 40	5 58	8	5	9 03	3 01	3 4	8 9 8	8 9 3	3 8	4 6	5 4 7	3 5 7 7	1 7 3	6 3 9 0
6	6 70	3 17	3 50	1	2	6 6 5	1 9 8	5 6	6 6 7	6 6 7	2 4	3 1	3 3 5	3 7 2 2	1 9 5	6 4 9 9
7	1 9 4 3	1 3 6 7	5 5 3	9	1 4	1 9 1 9	1 8 2	4 3	1 9 2 0	1 9 0 7	1 0	1	5 3 5	3 9 2 7	1 0 7 3	1 2 0 9 2
8	1 6 5 0	1 0 1 7	6 0 9	10	1 4	1 6 2 6	1 6 8	3 2	1 6 2 6	1 6 0 6	1 7	2 3	5 8 2	4 0 4 2	6 8 6	9 4 2 8
9	1 3 3 7	7 2 2	5 9 3	8	1 4	1 3 1 7	2 3 0	3 6	1 3 1 5	1 3 0 8	2 0	1 6	5 7 2	3 6 4 7	4 4 6	7 9 9 5
10	9 40	4 11	5 20	5	4	9 3 2	2 5 2	2 3	9 3 1	9 3 0	2 4	4 2	5 0 7	3 7 3 5	2 2 8	6 9 1 7
11	1 1 5 8	6 4 2	5 0 4	7	5	1 1 4 4	1 6 7	4 6	1 1 4 6	1 1 3 5	1 1	3 0	4 8 5	4 3 1 3	4 2 3	9 4 2 1
12	2 8 5 9	2 0 5 9	7 7 7	8	1 5	2 8 3 4	7 4	1 1	2 8 3 6	2 8 2 3	1 3	1	7 4 1	4 6 7 3	1 6 4 7	1 1 5 3 3
13	2 5 9 8	1 8 7 4	6 7 6	1 5	3 3	2 5 6 0	1 6 5	4 2	2 5 5 0	2 5 2 1	2 6	2	6 5 5	4 3 4 4	1 4 9 8	9 5 1 1
14	1 0 8 0	6 3 8	4 3 9	2	1	1 0 7 2	1 7 0	3 8	1 0 7 7	1 0 6 3	4 3	6 9	4 1 8	3 9 8 3	3 5 4	1 0 1 1 3
15	2 5 2 7	1 7 1 5	7 8 4	9	1 9	2 5 0 4	2 8 4	1 0 0	2 4 9 9	2 4 6 9	5 4	3 9	7 2 0	3 7 3 3	1 3 0 3	9 6 6 3

¹For renter-occupied dwelling units and vacant nonseasonal not dilapidated units, for rent.
²For owner-occupied dwelling units and vacant nonseasonal not dilapidated units, for sale only.

HOUSING—BLOCK STATISTICS

Table 3.—CHARACTERISTICS OF HOUSING FOR WARDS, BY BLOCKS: 1950

[Detailed statistics not shown for blocks containing fewer than 3 dwelling units, nor for dwelling units not allocated by blocks (designated by NR)]

Ward	Block	All dwelling units by occupancy and tenure					All dwelling units by condition and plumbing facilities			Occupied dwelling units			Contract monthly rent ¹		Value of one-dwelling-unit structures	
		Total	Owner occupied	Renter occupied	Vacant non-seasonal not dilapidated, for rent or sale	Other vacant and non-resident	Number reporting	No private bath or dilap.	No running water or dilap.	Total	Persons per room		Number reporting	Average monthly rent (dollars)	Number reporting	Average value (dollars)
											Number reporting	1.51 or more				
1	5	1							5	5		1				
	6	5	4	1		5			18	18	1	18	40.00			
	8	18		18		18	10		32	32	6	31	31.48	1		
	11	32	1	31		32	19		29	29		29	33.34			
	12	29		29		28	21		3	3		3	29.33			
	15	3		3		10			10	10		10	39.30			
	16	10		10		10			5	5	1	7	30.00			
	17	10	3	7		5	3	3	14	14		12	29.66	1		
	18	5	2	3		14	8		15	15		15	47.40			
	29	14	2	12		15	3	4	14	14	1	8	28.25	1		
	30	15		15		14	8	1	8	8		10	41.40	1		
	31	9	1	8		8			14	14		8	39.75			
	32	14	2	12		14	6	1	14	14	1	13	41.61			
	33	8		8		32	7	1	32	32		33	54.66			
	39	15	1	14	1	11	2	1	11	11	1	10	36.40			
	41	33		32		14	3		14	14		12	54.16			
	42	11	1	10												
	43	14	2	12												
2	55	46	6	36	2	46	24	5	42	42	2	38	50.76	3	13,666	
	56	35	7	26	1	35	5	5	33	33		25	59.64	4	25,250	
	57	14	5	9		14	2		14	14		9	60.22	4	25,250	
	58	23	7	15		23	1	1	22	22		14	58.21	5	19,800	
	59	49	8	41		49	1	1	49	49	1	37	51.24	2		
	60	74	4	68		73	15	2	72	72	1	66	60.65			
	61	40	8	31		40	6	1	39	39		30	55.80	4	14,250	
	88	72	18	54		66	4	2	72	72		51	47.80	8	12,750	
	89	33		26		32			33	33		25	54.96			
	90	19	6	13		15	5	1	19	19	1	12	55.91			
	91	36	16	18		35	5	2	34	34		16	52.62	7	16,714	
	92	9	7	2		9			9	9		8	24.33	3	24,333	
	93	1														
	94	53		53		53	1	1	53	53	1	50	66.60			
	95	31	13	18		31	4		31	31		18	45.66	9	9,300	
	233	58	14	44		58	6		58	58	1	42	49.30	5	25,600	
	232	57	7	48	2	57	5	1	55	55		47	69.31	3	19,666	
	233	5	3	2		5			5	5		2		3	31,666	
	234	15	13	2		15			15	15		2		13	18,653	
	235	34	13	21		34	3		34	34		21	64.52	11	17,000	
	236	32	19	13		32	1		32	32		13	51.07	10	11,300	
	303	12	5	2		8			7	7		2		5	12,100	
	304	27	15	10	1	27	2		25	25	1	11	53.54	10	17,300	
	305	51	19	31		51			50	50		31	72.96	14	12,142	
	306	33	21	12		33			33	33	1	12	57.50	13	12,461	
	387	20	15	5		20			20	20		5	58.60	14	11,464	
	388	27	15	12		27		2	27	27		10	54.00	5	11,200	
	389	18	12	5		18			17	17		5	54.80	7	16,642	
	390	30	20	10		29			30	29		9	63.88	15	13,300	
3	50	17	9	8		17	5	4	17	17		8	32.25	6	8,000	
	51	36	12	23	1	35	13	11	35	33		23	40.13	4	8,000	
	52	60	16	43		60	19	1	59	58	1	42	45.40	1		
	53	20	4	16		20	2		20	19		14	48.21	2		
	62	66	21	44		64	25	4	65	63	3	42	44.61	7		
	63	52	19	32	1	52	7	2	51	51		32	47.15	11	8,863	
	64	55	22	33		55	20	11	55	55		31	38.16	14	6,928	
	65	41	20	21		41	23	3	41	41	3	21	36.14	13	7,653	
	84	33	20	13		33	3	2	33	33		13	40.53	12	7,833	
	85	61	23	38		61	6	1	61	61		36	46.08	3	14,000	
	86	47	17	29	1	47	11		46	46	1	30	44.06	10	12,750	
	87	2														
	96	51	20	31		51	2		51	50		31	58.87	13	12,192	
	97	60	16	39	4	60	9		55	55	3	41	48.58	8	7,825	
	98	36	23	12		35	3		35	35		12	46.58	16	8,268	
	99	38	14	24		38	10		38	38		23	34.60	3	8,333	
	227	35	19	15		35	7	7	34	34	1	14	35.42	10	7,950	
	228	34	19	17		33	7	1	33	33		18	44.11	11	8,227	
	229	43	22	19	1	41	11		41	40	1	21	47.57	16	9,750	
	230	45	20	25		45	3		45	45	1	23	51.00	12	12,208	
	237	4	1	3		4			4	4						
	238	23														
	239	33	19	17		36	6		36	36	1	15	40.80	10	7,300	
	240	35	11	11		35	3		35	35	1	11	47.72	16	7,156	
	299	37	22	15		36	12	1	37	35		14	35.50	11	7,454	
	300	17	4	4		17	3		17	17		4	37.25	10	9,050	
	301	44	23	25		47	2		48	47	1	25	43.80	13	7,515	
	302	7				12			11	11		4	41.25	5	9,200	
	307	17	7	8		26	1		25	25		8	55.50	12	11,716	
	308	29	10	19		28	6		29	29		19	42.73	6	9,166	
	309	63	26	37		62	14	1	63	63	1	36	35.77	12	7,875	
	310	2														
	384	12	9	3		12	1		12	12		2		7	8,714	
	385	84	46	38		83	4		84	84	1	38	44.00	22	9,750	
	386	27	11	16		27			27	27		16	63.75	9	12,888	
	391	21	18	3		21			21	20		3	70.33	15	18,300	

¹For renter - occupied dwelling units and vacant nonseasonal not dilapidated units, for rent.
²For owner - occupied dwelling units and vacant nonseasonal not dilapidated units, for sale only.

Table 3.—CHARACTERISTICS OF HOUSING FOR WARDS, BY BLOCKS: 1950—Con.

Ward	Block	All dwelling units by occupancy and tenure					All dwelling units by condition and plumbing facilities			Occupied dwelling units			Contract monthly rent ¹		Value of one-dwelling-unit structures		
		Total	Owner occupied	Renter occupied	Vacant non-seasonal not dilap., for rent or sale	Other vacant and non-resident	Number reporting	No private bath or dilap.	No running water or dilap.	Total	Persons per room		Number reporting	Average monthly rent (dollars)	Number reporting	Average value (dollars)	
											Number reporting	1.51 or more					Occupied by non-white
3	392	35	20	15					35	34			15	41.53	12	11.625	
	393	43	26	17					43	43			16	38.000	14	9.550	
	394	40	22	17	1				39	39			17	37.35	16	6.437	
4	227	16	11	5					16	16	1		5	26.80	10	7.250	
	228	19	10	9					19	19			7	19.288	6	10.366	
	229	25	16	9					25	25			14	39.000	5	8.600	
	230	25	16	9					25	25			14	39.000	5	8.600	
	231	26	11	15					26	26			15	26.000	5	6.200	
	232	26	16	10					26	26			10	31.10	10	6.900	
	233	28	14	14					28	28			10	26.375	12	9.388	
	234	33	14	19					33	33			18	48.61	9	9.388	
	235	8	4	4					8	8	1		4	9.75	2	5.833	
	236	1	3	4					1	1			1	5.156	3	5.833	
	263	23	16	7					23	23			7	33.44	9	7.722	
	264	24	8	19					24	24	1		19	42.10	2	7.722	
	265	13	8	5					13	13			4	4.320	2	6.600	
	266	20	14	6					20	20			5	7.875	5	7.875	
	267	28	17	11					28	28	1		9	39.888	11	6.600	
	268	19	13	6					19	19	1		5	42.255	13	7.923	
	269	25	17	8					25	25			8	42.255	10	9.000	
	271	29	14	15					29	29	1		12	41.088	10	6.200	
	272	26	15	11					26	26	1		10	33.288	11	5.845	
	273	15	5	9	1				15	14			9	51.566	3	8.000	
	274	32	13	18		1			32	31	2		18	26.44	7	6.642	
	275	31	19	11	1				31	30			12	40.000	8	6.187	
	276	31	8	22	1				31	30	1		19	35.84	4	8.025	
	277	26	17	8		1			26	25			8	39.37	11	8.090	
	278	24	16	8					24	24			7	42.57	12	7.500	
	279	26	14	11		1			26	25	1		11	43.81	9	6.700	
	280	20	8	11	1				19	19	1		10	50.50	5	6.700	
	281	42	17	25					42	42			24	38.45	7	8.285	
	282	59	33	25	1				58	58			23	34.86	26	6.669	
	283	63	36	26		1			63	62			25	33.36	27	7.300	
	317	38	18	20					38	38			19	31.57	9	7.422	
	318	63	27	35	1				62	62			36	32.77	12	6.583	
	319	23	3	20					23	23	1		19	42.31	2	6.583	
	320	34	14	20					34	34			19	36.36	9	7.500	
	321	29	16	13					29	23			13	28.07	7	7.885	
	322	26	13	13					26	25	1		13	28.53	6	4.750	
	323	24	18	6					24	24			6	33.00	15	5.680	
	324	12	6	6					12	12			6	26.66	3	6.166	
	325	18	8	10					18	17	1	3	10	41.10	3	6.166	
	326	15	5	10					15	15		1	10	36.20	3	5.500	
	327	1							1								
	328	2							2								
	329	2							2								
	330	4	2	2					4	4			2		1		
	331	6	2	4					5	6	2	3	4	3.550			
	332	4	1	3					3	4			2				
	334	25	11	14					25	25	1		14	37.42	6	7.950	
	336	12	7	5					12	12			5	50.00	2	6.200	
	337	42	23	19					42	41	3		18	41.61	11	5.754	
	359	12	2	10					12	12			10	36.60			
	5	284	52	29	23				52	52	1		23	39.56	16	8.193	
		285	62	33	27	2			62	60	1		28	32.57	18	6.666	
		312	16	3	13				16	16	4	7	13	35.61			
		313	15	13	2				15	15		1	2		9	6.111	
		314	33	13	20				33	33	3		20	32.00	9	4.155	
315		72	24	48				72	72	1	1	48	32.87	16	5.750		
316		58	28	29	1			58	57	2		28	33.00	11	7.590		
338		25	10	15				24	25	1	2	15	29.73	5	5.000		
339		8	5	3				7	8	1		3	17.00	2	5.000		
340		4	1	3				4	4			3	36.00				
342		22	10	12				22	22		1	12	42.16	7	4.685		
350		2						2	2								
351		22	6	16				22	22			15	35.26	2	7.500		
352		32	17	15				32	32			14	42.92	11	5.625		
353		30	16	14				30	30			14	33.42	8	5.625		
354		31	9	22				31	30	2		21	43.90	3	5.633		
355		17	7	10				17	17		1	10	41.00	3	6.166		
356		41	12	28		1		41	40	1	4	28	35.39	3	5.333		
357		59	12	47				58	59	3	7	47	37.78	5	7.800		
358		146	41	102	2	1		145	142	3	3	103	38.48	18	5.405		
359		10	2	8				10	10	1	4	7	31.00	0	0.000		
360		4		4				4	4	4	2	4	20.00				
368		19	8	11				19	10		4	10	42.20	7	7.642		
369		24	4	19		1		23	23	2		18	40.77	1			
370		10	2	8				10	10			8	44.44				
371		6	1	4		1		6	6			4	37.50	1			
372		30	10	18	2			29	28	4		18	27.58	4	7.875		
381		51	21	28	1	1		49	49	2		22	33.81	13	6.538		
383		10	3	7				10	10	2	2	7	22.40	1			

¹For renter - occupied dwelling units and vacant nonseasonal not dilapidated units, for rent.
²For owner - occupied dwelling units and vacant nonseasonal not dilapidated units, for sale only.

HOUSING—BLOCK STATISTICS

Table 3.—CHARACTERISTICS OF HOUSING FOR WARDS, BY BLOCKS: 1950—Con.

Ward	Block	All dwelling units by occupancy and tenure					All dwelling units by condition and plumbing facilities			Occupied dwelling units			Contract monthly rent ¹		Value ² of one-dwelling-unit structures			
		Total	Owner occupied	Renter occupied	Vacant non-seasonal not dilap., for rent or sale	Other vacant and non-resident	Number reporting	No private bath or dilap.	No running water or dilap.	Total	Persons per room		Number reporting	Average monthly rent (dollars)	Number reporting	Average value (dollars)		
											Number reporting	1.51 or more					Occupied by non-white	
6	24	9		9					9	9			8	27.75				
	27	9	2	7		9	3		9	9	1	1	7	25.85	1			
	28	15	7	8		15	2		15	15			7		3	7,000		
	11	4	4			11	4		11	11			2	28.14	2			
	45	7	5	2		14	2		14	14			2		4	5,625		
	67	14	5	9		14	1		14	14	1	1	2	37.00	3	6,000		
	69	21	4	16		21	12	1	20	20	1	1	15	32.86	3	5,000		
	70	13	7	6		13	8		13	13			7	35.57	4	7,250		
	71	22	4	18		22	8		22	22		5	12	24.41	5	5,000		
		1	10	12														
		72	5	1	4		5	1		5	5	1		3	18.33	2		
		73	3	2	1		3	1		3	3			1		3		
		74	6	4	2		6	1		6	6			2		5	7,033	
		75	6	5	1		6			6	6			1		5	7,260	
		76	14	10	4		14	2	1	14	14	1	3	4	59.50	7	5,228	
		77	20	14	6		20	10	1	20	20	3	4	4	40.75	11	5,118	
		78	10	9	1		10	4		10	10			1		8	6,162	
		79	18	12	6		18	1		18	18			6	42.66	9	6,477	
		80	69	37	32		67	23	10	68	68	2		37	40.89	17	6,523	
		81	48	25	23		48	11	3	48	48	1		23	35.78	15	6,700	
		82	44	18	26		44	3		44	44	1		36	48.91	2		
		83	39	12	27		39	14		39	39			25	35.96	6	7,333	
		100	3	3			3	2		3	3			3	14.66			
		101	27	13	14		26	13		27	27	3		14	30.64	3	6,100	
		102	7	3	4		7			7	7			4	34.00	1		
		103	34	18	16		33	10	2	34	34			16	29.00	11	5,636	
		104	41	18	22	1	41	13	2	40	40	1		23	41.86	8	9,062	
		105	20	11	9		20	5		20	20			9	46.22	5	7,560	
		106	16	6	10		16	11	2	16	16	3	7	8	37.62	2		
		108	24	16	8		24	5		24	24			8	37.00	14	7,078	
		109	13	2	11		13	3		13	13	1		11	36.81	6		
		110	14	10	4		14	5	3	14	14			4	37.50	1	6,437	
		111	29	17	12		29	6	3	29	29	1	2	11	46.72	12	6,166	
		112	14	12	2		14	2		14	14			2	14.00	10	6,760	
		213	23	15	8		23	5	2	23	23	1		8	29.62	10	7,750	
	7	12	5	5			5	5		5	5	2						
		13	2															
		14	1															
		15	12	8	4		12	4	4	12	12			4	28.75	8	17,375	
		16	13	13			13			13	13							44,416
		17	8	8			8			8	8							30,142
		18	10	10			10			10	10							19,650
		19	4	4			4			4	4							5,025
		20	3	3			3	3		3	3							7,333
		36	2						1									
		37	6	1	5	1	6			3	3			2		2		
		38	3	3			3			3	3			3	61.66			
		39	2															
		40	3	3			3			3	3					3	56,666	
		41	7	6	1		7	6		7	7			1		6	20,166	
		42	6	6			6			6	6					6	22,166	
		43	20	19	1		20			20	20			1		18	19,000	
		44	18	14	4		18			18	18			4	70.00	13	16,576	
		45	8	5	3		7			8	8			2		5	13,700	
		46	2															
		55	11	10		1	11			10	10					11	15,481	
		56	32	31		1	32			31	31					30	13,576	
		58	30	29	1		28			30	28	1		1		28	13,046	
		66	22	21	1		22			22	22					20	14,200	
		67	17	16	1		17			17	17			1		14	18,685	
		68	13	13			13			13	13			1		13	16,615	
		69	8	8			8			8	8					9	18,125	
		70	19	15	4		19		2	19	19			2		11	21,000	
		71	9	7	2		9		2	9	9			2		7	14,285	
		72	6	6			6			6	6			2		6	18,533	
		73	32	23	9		31	3	2	32	32			9	28.44	18	9,477	
		74	16	16			16			16	16					16	16,562	
		75	15	12	3		15			15	15			3	50.00	9	15,666	
		76	3	3			3			3	3					3	11,000	
		77	16	12	4		16			16	16			4	43.75	12	17,700	
		78	20	20			20			20	20					15	14,421	
		87	28	24	4		28			28	28			4	49.50	23	11,930	
		88	24	21	3		24			24	24			3	42.66	19	13,578	
		89	16	16			16			16	16			3		14	14,914	
		90	21	18	3		21			21	21			3	43.66	17	12,970	
		91	11	9	2		11			11	11			2		8	12,500	
		92	30	16	14		30			30	28			14	55.50	13	11,923	
		93	31	23	8		31			31	31	1		8	49.37	20	11,800	
		103	26	25		1	26			26	25					23	11,456	
		104	28	21	7		28			28	28					14	13,000	
	105	11	3	8		11			11	11			8	40.00	3	16,000		
	106	18	18			18			18	18					18	14,305		
	107	10	9		1	10			9	9					8	18,750		
	108	18	18			18			18	18					18	10,722		

¹For renter - occupied dwelling units and vacant nonseasonal not dilapidated units, for rent.
²For owner - occupied dwelling units and vacant nonseasonal not dilapidated units, for sale only.

Table 3.—CHARACTERISTICS OF HOUSING FOR WARDS, BY BLOCKS: 1950—Con.

Ward	Block	All dwelling units by occupancy and tenure					All dwelling units by condition and plumbing facilities			Occupied dwelling units			Contract monthly rent ¹		Value ² of one-dwelling-unit structures		
		Total	Owner occupied	Renter occupied	Vacant non-seasonal not dilap., for rent or sale	Other vacant and non-resident	Number reporting	No private bath or dilap.	No running water or dilap.	Total	Persons per room		Number reporting	Average monthly rent (dollars)	Number reporting	Average value (dollars)	
											Number reporting	1.51 or more					Occupied by non-white
7	109	25	18	7			25	1	1	25	25			7	3600	17	13264
	110	38	29	9			38			38	38			9	4133	22	11295
	111	34	21	13			34			34	34			13	6476	25	9833
	136	32	26	5	1		32	2		31	31			5	4600	21	9913
	137	28	19	9			28	4		28	28			9	3811	19	8785
	138	38	29	9			38	4		38	38			9	4433	14	9410
	139	33	26	7			33	3		33	33	1		7	4557	24	9645
	140	5	5				5			5	5					5	11200
	141	1															
	142	30	20	10			30	1	1	30	30			10	4280	14	13571
	143	32	22	9		1	32	6		31	29			7	3600	14	8250
	144	49	32	16	1		48	6		48	47			15	2826	23	7826
	145	44	28	14		2	43	1		42	42	1		14	3878	16	8750
	146	38	23	13		2	38	2		36	36			12	3416	18	9405
	147	37	27	8		2	35	1		35	34			8	3650	20	9025
	148	32	26	6		2	32	2		32	32			6	3116	21	8533
	176	35	21	14		2	35	3		35	35			12	3241	12	8458
	177	7	4	3			7			7	7			2		3	9666
	178	26	15	11			26	2		26	26			11	3309	9	7666
	179	6	5	1			6	2	1	6	6			1		5	6100
	180	22	11	11			22	7		22	22			10	4520	6	4833
	181	18	12	5		1	18	6		17	17			5	3580	8	6937
	182	23	12	11			23	3		23	23			11	4000	9	13888
	183	45	29	16			44	3		45	45			16	3912	21	9466
	184	47	29	18			47	7	2	47	47	1		19	3637	19	8394
	185	40	23	16	1		37	2		39	39			15	4037	15	7633
	186	64	34	30		1	61	9		64	63			29	3375	22	8186
	187	32	22	10			31	2		32	32			9	3533	13	7515
	188	26	12	14			26	3		26	26			14	3257	8	8400
	189	24	17	7			24	2		24	24	1		5	4960	12	8275
	190	29	14	15			29	5		29	29	1		12	3816	12	8166
	216	35	21	14			34	10	1	35	34	1		14	2507	11	7000
	217	9	5	4			9	2		9	9			3	3366	3	8166
	218	17	14	3			17	7	2	17	17			3	4566	11	7727
	219	39	26	13			37	8	2	39	38			13	4469	16	6675
	220	27	13	14			27	2		27	27			14	3964	8	7187
	221	25	17	8			24	6	5	25	25			8	4087	11	7909
	222	17	6	11			17	11	10	17	17			11	3036	4	8125
	223	32	15	16	1		31	6		31	31			17	3370	8	6437
	224	41	19	21		1	39	11		40	40			21	3580	12	9750
	225	53	22	31			53	11	1	53	53			31	3887	11	7390
	226	32	21	9		2	32	4		30	30			9	3222	15	8666
8	115	17	10	7			17	2	2	17	17	1		7	3114	10	11510
	120	26	26				26			26	26					26	7646
	121	17	16	1			17			17	17			1		16	7687
	122	19	18	1			19	1		19	19			1		18	7177
	123	2	2				2			2	2						
	124	4	4				4	1		4	4					4	8250
	125	3	3				3			3	3					3	10333
	126	9	9				9			9	9					9	8644
	127	17	16	1			17	1		17	17			1		15	8966
	128	23	18				18			18	18					18	8472
	131	15	10	5			15	4		15	15		1	5	3100	7	9142
	132	22	14	8			22	11		22	21			8	3462	6	8533
	133	29	26	3			29	1		29	29			3	3633	22	8513
	134	25	22	2	1		25			24	24			1		21	8914
	135	22	20	1		1	22			21	21			1		16	14937
	136	4	4				4	1		4	4			1		4	7000
	137	3	2			1	3			2	2					2	
	138	8	7	1			8	2	2	8	8			1		6	6916
	139	38	32	6			38			38	38			5	3900	26	10750
	140	23	20	3			23			23	23			2		19	13857
	141	21	18	3			21	4		21	21			2		13	8730
	170	116	86	30			112	9		116	114			26	4219	68	9160
	171	21	16	5			21			21	20			5	4700	12	9875
	172	33	25	8			33			33	33			7	4100	20	10725
	173	20	15	4	1		20			19	19			4	4600	13	10307
	174	36	22	12		2	34			34	34			10	4560	17	10235
	175	39	21	18			39	3	1	39	39			16	3537	10	8200
	176	34	17	17			34	1		34	34			17	4005	9	8833
	177	55	37	15		3	55	2	1	52	48			12	3525	21	10533
	178	33	27	5		1	33			32	32			4	3800	22	10731
	179	20	17	3			20			20	20			3	5733	13	10384
	180	20	16	4			20			20	20			3	4733	13	11615
	181	41	28	13			41	1	1	41	41			11	3900	17	9400
	378	11	4				11	4		11	11			7	4828	2	
	379	15	8	6	1		15	3		14	14			7	4242	5	8500
	380	22	38	44			22	11		22	21			4	3797	16	7875
	384	2	2				2			2	2						
	385	14	9	5			14	3	1	14	14			3	5200	7	5785
	386	9	6	3			9	2		9	9			3	3666	4	7625
	387	45	20	25			45	16	12	45	44			6	3991	11	6272
	388	19	13	6			19			19	19			6	3933	9	8111
	389	80	42	38			80	11	9	80	80			37	3259	22	8245

¹For renter - occupied dwelling units and vacant nonseasonal not dilapidated units, for rent.

²For owner - occupied dwelling units and vacant nonseasonal not dilapidated units, for sale only.

HOUSING—BLOCK STATISTICS

Table 3.—CHARACTERISTICS OF HOUSING FOR WARDS, BY BLOCKS: 1950—Con.

Ward	Block	All dwelling units by occupancy and tenure					All dwelling units by condition and plumbing facilities			Occupied dwelling units			Contract monthly rent ¹		Value of one-dwelling-unit structures		
		Total	Owner occupied	Renter occupied	Vacant non-seasonal not dilap., for rent or sale	Other vacant and non-resident	Number reporting	No private bath or dilap.	No running water or dilap.	Total	Persons per room		Number reporting	Average monthly rent (dollars)	Number reporting	Average value (dollars)	
											Number reporting	1.51 or more					Occupied by non-white
8	390	23	13	10		23	1		23	23							
	391	42	17	25		42	11		42	42			4 0.80	5	8 700		
	392	33	19	13		33	8		32	32		7	4 2.62	8	10 312		
	393	34	18	15		33	1		32	32			2 9.30	8	9 625		
	394	21	10	11		21	4		21	21			4 2.00	9	7 955		
	395	7	2	5		7	3		7	7			4 3.36	3	8 500		
	396	46	16	30		45	5	1	46	45			4 2.20	1			
	397	48	17	31		48	6		48	48			3 9.20	6	8 166		
	398	46	28	18		46	1		46	46			3 7.41	3	7 333		
	399	202	101	96	1	4	196	30	2	197	190	4		17	10 047		
														95	10 265		
		400	56	11	44	1	56	3		55	55		45	5 6.97	4	8 075	
	9	205	24	16	5		24	8	1	21	21			4	3 5.50	15	8 733
		204	31	12	19		31	3		31	30			16	3 5.81	8	7 437
		203	12	10	2		12			12	12					7	9 714
		202	16	12	3		16	1		15	15				11	8 490	
		201	22	14	8		22			22	22	1			7	8 500	
		200	33	22	11		33	11		32	31			3 9.75	13	6 369	
		199	53	28	25	1	53	5		52	51			3 8.80	13	6 369	
198		27	22	5		27	5		27	27			4 3.60	18	10 183		
197		34	22	12		34	5		34	34			3 5.50	11	9 590		
196		23	9	13	1	23	8	1	22	22	2		14	3 2.57	5	8 600	
195		18	4	14		18	10	1	18	18	1	2	14	3 9.64	3	5 333	
194																	
193		40	21	19		40	11		40	40		1	19	3 7.68	15	5 886	
192		36	22	14		36	11	1	36	36	2	2	14	2 7.28	19	6 605	
191		21	14	7		20	6	2	21	21	1		7	4 1.85	7	8 928	
190		16	5	11		16	6		16	16		3	11	3 2.63	4	6 625	
189		59	22	33	2	59	5	1	55	55	1	1	33	3 8.57	8	8 312	
188		56	30	26		56	6		56	56			36	4 0.92	13	9 115	
187		22	10	12		22	6		22	22			12	3 4.96	12	9 875	
186		66	46	20		66	7		66	66	1		25	3 8.84	36	8 536	
185		3	3			3	1		3	3		2	2	1 9.90	5	10 900	
184															3	1 516	
183																	
182		2	8	4		2	3		2	2			4	4 7.50	6	6 500	
181		45	26	16	1	45	5		44	44	1		13	4 0.92	16	8 762	
180		19	13	6		19	3		19	19					14	10 150	
179		28	15	13		28	3		27	27			13	2 7.69	9	8 611	
178		28	14	14		28	3		28	28			13	3 9.61	10	8 170	
177		13	5	8		13	1		13	13			10	3 9.00	6	8 166	
176		22	17	5		22	2		22	22			9	3 1.60	11	7 945	
175		17	13	4		17	2		17	17			4	4 1.22	9	8 788	
174		54	29	24		54	28	1	53	53		2	4	3 7.12	17	9 411	
173																	
172		48	22	25		44	9		47	47		1	21	3 8.38	6	10 916	
171		24	12	12		22	2		24	23			21	3 5.55	5	6 800	
170		22	9	13		21	5		22	22			11	3 5.84	4	6 500	
169		17	10	7		16	2		17	17			7	3 0.71	4	7 000	
168		22	19	3		22	2		22	22	2		7	3 6.33	15	5 233	
167		32	18	13		29	10	2	31	31		1	12	3 0.83	13	4 423	
166		35	15	20		35	8		35	35		1	11	3 0.83	8	6 812	
165		81	38	43	1	80	15		81	80			14	3 7.52	23	6 643	
164		32	13	18		32	1		31	31		2	12	3 8.72	8	7 062	
163		59	25	34		58	17	15	59	59		3	3	3 1.69	14	6 500	
162																	
161		12	5	7		12	5	2	12	12		1	6	3 8.83	2		
160		23	10	12		23	4		22	22					6	7 250	
159	68	32	30	2	67	16	2	62	62		1	30	3 4.73	18	6 544		
158																	
157	9	4	5		9	2		9	9		1	4	3 5.00	2			
156	39	14	24		39	7	1	38	38			2	3 9.13	7	7 271		
155	15	7	8		15	1		15	15			8	4 6.87	7	7 500		
154	25	11	14		25	3		25	25			11	3 3.09	12	6 766		
153	18	12	6		18	3		18	18			6	3 6.83	9	6 944		
152	45	24	21	1	44	4		43	43			30	3 8.13	10	6 550		
151	39	22	17		39	1	2	41	41	2	1	15	3 2.93	13	5 576		
150	24	15	9		24	10		24	24			16	4 1.93	13	8 461		
149	12	9	3		12	1		12	12			3	3 3.00	8	6 000		
148																	
147	25	6	19		25	6		25	25			19	3 2.47	2			
146	48	18	29	1	48	17		47	47		1	30	3 6.20	7	7 142		
145	20	5	15		20	3		20	20		1	15	3 8.46	2			
144	20	5	15		19	3	1	20	20		3	15	4 7.00	2			
143	2				2			2	2								
142	16	6	9		15	4		15	15			9	4 7.66	4	7 625		
141	17	4	13		16	7		17	17			13	3 6.23	1			
140	41	17	24		41	12		41	41		3	13	3 0.56	8	6 750		
139	49	22	26		49	9		48	48			26	4 0.19	9	8 388		
138	57	20	37	1	57	27		57	57		2	36	4 1.55	13	6 769		
137																	
136	21	13	7		21	1		20	20			7	4 0.14	12	7 708		
135	12	7	5		12	2		12	12			5	3 9.00	2			
134	13	8	5		13	3		13	13			5	5 3.20	5	7 000		
133	19	9	10		18	3		19	19			8	3 8.20	3	8 000		
132	13	5	8		12	3		13	13		1	8	4 1.87	2			
131	2		1		3	3		3	3								
130	31	10	21		31	8	1	31	31			20	4 0.75	5	6 960		

¹For renter - occupied dwelling units and vacant nonseasonal not dilapidated units, for rent.
²For owner - occupied dwelling units and vacant nonseasonal not dilapidated units, for sale only.

Table 3.—CHARACTERISTICS OF HOUSING FOR WARDS, BY BLOCKS: 1950—Con.

Ward	Block	All dwelling units by occupancy and tenure					All dwelling units by condition and plumbing facilities			Occupied dwelling units			Contract monthly rent ¹		Value ² of one-dwelling-unit structures			
		Total	Owner occupied	Renter occupied	Vacant non-seasonal not dilap., for rent or sale	Other vacant and non-resident	Number reporting	No private bath or dilap.	No running water or dilap.	Total	Persons per room		Occupied by non-white	Number reporting	Average monthly rent (dollars)	Number reporting	Average value (dollars)	
											Number reporting	1.51 or more						
10	11111	1	6	9					15	3	3	15	15	1	9	33.22	6	6.716
	11112	1	8	11					19	5	1	19	19	1	11	41.63	5	6.200
	11113	1	2	2					4	3	1	4	4	1	11	42.93	14	5.533
	11114	1	1	1					1	1	1	1	1	1	11	34.51	13	7.953
	11115	1	1	1					1	1	1	1	1	1	11	34.53	11	6.890
	11116	1	1	1					1	1	1	1	1	1	11	34.11	10	6.000
	11117	1	1	1					1	1	1	1	1	1	11	41.11	5	6.000
	11118	1	1	1					1	1	1	1	1	1	11	34.46	5	6.660
	11119	1	1	1					1	1	1	1	1	1	11	34.46	5	6.660
	11120	1	1	1					1	1	1	1	1	1	11	34.46	5	6.660
11	21111	4	39	11		1			48	3	1	48	48	1	9	34.22	28	9.464
	21112	4	19	11					44	1	1	44	44	1	14	50.35	14	10.142
	21113	4	2	2		1			4	1	1	4	4	1	14	53.11	15	9.633
	21114	4	3	3					7	2	2	7	7	3	7	50.42	4	8.373
	21115	4	4	4		1			4	2	2	4	4	4	7	54.22	3	9.333
	21116	4	5	5					5	3	3	5	5	3	8	40.40	16	5.733
	21117	4	9	10		1			10	3	3	10	10	4	8	46.66	2	5.333
	21118	4	10	13		1			13	4	4	13	13	4	8	47.33	2	5.475
	21119	4	10	14		1			14	4	4	14	14	4	8	39.08	6	5.475
	21120	4	11	14		1			14	5	5	14	14	5	8	38.75	6	6.675
	21121	4	11	15		1			15	5	5	15	15	5	9	54.60	22	10.100
	21122	4	12	15		1			15	5	5	15	15	5	9	47.33	9	6.566
	21123	4	12	15		1			15	5	5	15	15	5	9	50.33	9	16.000
	21124	4	12	15		1			15	5	5	15	15	5	11	45.50	11	11.500
	21125	4	12	15		1			15	5	5	15	15	5	11	45.50	11	10.550
	21126	4	12	15		1			15	5	5	15	15	5	11	46.66	11	9.154
	21127	4	12	15		1			15	5	5	15	15	5	11	43.92	11	7.000
	21128	4	12	15		1			15	5	5	15	15	5	11	39.15	11	6.900
	21129	4	12	15		1			15	5	5	15	15	5	11	38.65	6	5.033
	21130	4	12	15		1			15	5	5	15	15	5	11	40.04	6	5.033
12	11131	15	15	10					35	1	1	35	35	1	8	47.50	18	11.500
	11132	15	15	10					35	1	1	35	35	1	8	40.66	11	8.127
	11133	15	15	10					35	1	1	35	35	1	8	40.66	3	8.127
	11134	15	15	10					35	1	1	35	35	1	8	40.66	6	10.000
	11135	15	15	10					35	1	1	35	35	1	8	44.25	24	9.366
	11136	15	15	10					35	1	1	35	35	1	8	44.25	6	9.916
	11137	15	15	10					35	1	1	35	35	1	8	44.25	14	15.178
	11138	15	15	10					35	1	1	35	35	1	8	44.25	12	11.858
	11139	15	15	10					35	1	1	35	35	1	8	44.25	13	11.553
	11140	15	15	10					35	1	1	35	35	1	8	44.25	9	11.555
	15521	1	4	1					4	1	1	4	4	1	1	56.80	4	12.875
	15522	1	4	1					4	1	1	4	4	1	1	56.80	2	12.875
	15523	1	4	1					4	1	1	4	4	1	1	56.80	11	17.545
	15524	1	4	1					4	1	1	4	4	1	1	56.80	20	21.725
	15525	1	4	1					4	1	1	4	4	1	1	56.80	23	16.195
	15526	1	4	1					4	1	1	4	4	1	1	56.80	32	11.893
	15527	1	4	1					4	1	1	4	4	1	1	56.80	36	11.558
	15528	1	4	1					4	1	1	4	4	1	1	56.80	35	11.405
	15529	1	4	1					4	1	1	4	4	1	1	56.80	35	13.571
	15530	1	4	1					4	1	1	4	4	1	1	56.80	35	13.571
16651	3	8	10		1			11	2	2	11	11	2	8	46.25	32	11.156	
16652	3	8	10		1			11	2	2	11	11	2	8	46.25	23	11.791	
16653	3	8	10		1			11	2	2	11	11	2	8	46.25	16	14.343	
16654	3	8	10		1			11	2	2	11	11	2	8	46.25	10	8.370	
16655	3	8	10		1			11	2	2	11	11	2	8	46.25	21	10.504	
16656	3	8	10		1			11	2	2	11	11	2	8	46.25	19	9.078	
16657	3	8	10		1			11	2	2	11	11	2	8	46.25	14	8.535	
16658	3	8	10		1			11	2	2	11	11	2	8	46.25	33	11.315	
16659	3	8	10		1			11	2	2	11	11	2	8	46.25	27	9.755	
16660	3	8	10		1			11	2	2	11	11	2	8	46.25	34	11.367	
18901	4	3	8					4	6	6	4	4	6	8	53.62	34	11.338	
18902	4	3	8					4	6	6	4	4	6	8	53.62	30	12.196	
18903	4	3	8					4	6	6	4	4	6	8	53.62	25	14.572	
18904	4	3	8					4	6	6	4	4	6	8	53.62	19	21.236	
18905	4	3	8					4	6	6	4	4	6	8	53.62	6	27.500	
18906	4	3	8					4	6	6	4	4	6	8	53.62	7	19.357	
18907	4	3	8					4	6	6	4	4	6	8	53.62	6	10.333	
18908	4	3	8					4	6	6	4	4	6	8	53.62	6	11.416	

¹For renter - occupied dwelling units and vacant nonseasonal not dilapidated units, for rent.
²For owner - occupied dwelling units and vacant nonseasonal not dilapidated units, for sale only.

HOUSING—BLOCK STATISTICS

Table 3.—CHARACTERISTICS OF HOUSING FOR WARDS, BY BLOCKS: 1950—Con.

Ward	Block	All dwelling units by occupancy and tenure					All dwelling units by condition and plumbing facilities			Occupied dwelling units			Contract monthly rent ¹		Value ² of one-dwelling-unit structures	
		Total	Owner occupied	Renter occupied	Vacant non-seasonal not dilap., for rent or sale	Other vacant and non-resident	Number reporting	No private bath or dilap.	No running water or dilap.	Total	Persons per room	Occupied by non-white	Number reporting	Average monthly rent (dollars)	Number reporting	Average value (dollars)
12	199	2							3	3				3	21,333	
	200	3	3						4	4				4	18,250	
	201	4	4						8	8				8	15,625	
	202	8	8						8	8				8	17,875	
	203	8	8						6	6				6	19,500	
	204	6	6						19	19				19	11,593	
	205	17	17	2					27	27			2	13	11,346	
	206	15	15	1					21	21			52.75	13	12,900	
	207	20	20	1				1	21	21			1	20	12,900	
	208	21	21	6					27	27			5	17	12,264	
	209	34	25	9					34	34			9	18	10,777	
	210	23	16	7					23	23			7	10	10,250	
	211	28	16	12				1	28	28	1		12	7	9,214	
	212	5	5	5					5	5			5	5	4,560	
	255	21	9	11					20	20	1		11	5	9,600	
	256	32	23	9		1			32	32			9	16	9,093	
	257	30	19	11					29	30	1		10	14	11,607	
	258	40	24	14					40	38			14	15	11,866	
	259	34	28	6		2			34	34			4	22	12,863	
	260	41	27	14					41	41	1		14	17	12,000	
	261	28	20	8					28	28			8	17	11,294	
	262	18	16	2					18	18			2	12	12,833	
	263	3	3						3	3				3	4,500	
	264	5	3	2					5	5			2	3	6,333	
	265	2							5	5			1	3	13,000	
	266	5	4	1					5	5			1	3	13,000	
	269	2							2	2						
	270	1							6	6				5	9,600	
	271	6	5	1					3	3			3	10	8,250	
	272	15	12	3					15	15			3	5	53.00	
	273	16	9	6				1	15	15			6	7	8,785	
	274	28	19	8		1			27	27			7	14	9,785	
	275	36	24	12					36	36		1	12	20	10,840	
	276	40	27	13					40	40			11	23	10,869	
	277	31	25	6					31	31			6	22	11,295	
	278	29	26	3					29	29			3	22	10,931	
	279	32	28	4					32	32	1		4	23	10,782	
	280	36	25	11					36	36			10	21	9,371	
	281	16	13	3					16	16			3	11	8,727	
	282	78	48	30					78	78			28	28	11,785	
	283	41	32	9					41	40		1	9	26	12,557	
	334	23	19	4					23	23			4	13	10,600	
	335	21	15	5					20	20			5	12	9,566	
	336	2				1			2	2						
	337	23	18	5					23	23			5	14	9,800	
	338	30	18	12					30	30			10	15	10,600	
	339	29	20	9					29	29			9	14	12,142	
	340	26	17	9					26	26			9	14	10,107	
	341	23	15	8					23	22			8	9	11,277	
	342	15	12	3					15	15			3	11	11,772	
	343	23	12	10			1		23	22			7	10	10,150	
	344	16	7	9					16	16			9	5	10,400	
	345	7	7						7	7				7	10,428	
	346	5	5						5	5				5	8,060	
	347	1														
	348	11	11						11	11				11	7,500	
	349	12	12						12	12				12	9,916	
	350	18	17	1					18	18			1	16	11,937	
	351	28	23	5					28	28			5	19	11,210	
	352	27	21	4			2		26	25			4	17	11,970	
	353	27	22	5					27	27			5	17	11,764	
	354	39	20	19					39	39			19	12	8,708	
	355	26	16	10					26	26			10	12	9,241	
	356	22	14	8					22	22			7	14	9,885	
	357	17	13	4					17	17			4	12	8,566	
	358	25	20	5					25	25			5	16	10,406	
	359	28	22	6					28	28			6	13	10,846	
	411	41	31	10					40	41		1	10	22	8,818	
	412	39	28	11					39	38			9	19	9,247	
	413	13	7	6					13	13			6	5	9,540	
	414	29	16	11		2			29	27			11	14	9,521	
	415	32	13	19					31	31			18	7	11,500	
	416	23	16	7					23	23			6	12	9,791	
	417	16	8	7					16	15			6	7	9,785	
	418	12	10	2		1			12	11			2	10	9,600	
	419	11	10	1					11	11			1	7	11,328	
	420	8	8						8	8				8	12,375	
	421	1														
	424	5	3	2					4	5			2	3	9,433	
	425	21	7	14					21	21			14	1		
	426	36	10	26					36	36			25	9	3,964	
	427	14	3	11					14	14			11	7	3,472	
	428	29	19	10					29	29			10	9	3,450	
	429	31	15	16					31	31			14	10	3,992	
	430	26	14	12					26	25			12	9	3,958	
	500	20	5	15					20	20			15	15	4,120	
	501	24	9	15					24	24			15	1	3,700	

¹For renter—occupied dwelling units and vacant nonseasonal not dilapidated units, for rent.²For owner—occupied dwelling units and vacant nonseasonal not dilapidated units, for sale only.

Table 3.—CHARACTERISTICS OF HOUSING FOR WARDS, BY BLOCKS: 1950—Con.

Ward	Block	All dwelling units by occupancy and tenure					All dwelling units by condition and plumbing facilities			Occupied dwelling units			Contract monthly rent ¹		Value ² of one-dwelling-unit structures		
		Total	Owner occupied	Renter occupied	Vacant non-seasonal not dilap., for rent or sale	Other vacant and non-resident	Number reporting	No private bath or dilap.	No running water or dilap.	Total	Persons per room		Occupied by non-white	Number reporting	Average monthly rent (dollars)	Number reporting	Average value (dollars)
											Number reporting	1.51 or more					
12	502	14	4	10		14			14	14			10	39.20	3	9,900	
	503	10	5	5		10			10	10			5	43.60	1		
	504	9	8	1		9			9	9			1		7	10,071	
	505	14	10	4		14			10	9					13	10,376	
	506	6	5	1		6			5	5					5	10,000	
13	363	35	26	8	1	35	2		34	34			8	38.25	20	9,600	
	364	33	23	10		32	1	1	33	35			10	42.10	16	9,206	
	365	35	23	12		35	1		35	42			17	35.08	17	9,805	
	366	44	27	16	1	41	2	1	43	48	2		18	38.58	18	8,272	
	367	15	10	5		15			15	15			10	36.20	11	21,571	
	368	30	20	10		29			30	30			10	40.20	11	8,045	
	369	33	22	11		32			33	33			10	37.60	17	8,017	
	370	41	20	21		41	1		41	41			21	36.09	7	7,400	
	371	20	8	12		20	1	1	20	20			12	32.91	5	7,600	
	372	38	22	16		37	6		38	36	2		14	42.21	11	8,090	
	373	29	17	12		29	5	1	29	29	1		12	32.08	11	6,409	
	374	22	7	14		20	1		21	21			14	34.85	6	7,333	
	404	6	4	2		6	1		6	6			1		2		
	405	4	4			4			4	4					3	9,666	
	406	22	17	5	3	20	2		20	20			3	36.66	16	9,000	
	407	25	15	8		23	2		23	22			8	36.50	12	8,791	
	409	33	27	6		35	2	1	35	35			8	36.12	20	8,430	
	410	44	30	12		42	1		42	42			11	34.54	21	7,933	
	432	3	3			3			3	3					3	18,166	
	433	4	4			4			4	4					4	8,750	
	434	13	9	4		13			13	13			3	35.00	8	8,312	
	435	19	15	4		19			19	19			4	35.25	14	8,178	
	439	26	18	8		26			26	26	1		8	48.62	9	8,444	
	440	39	22	17		37			39	38			17	43.47	12	8,183	
	441	30	14	16		29	1		30	30			15	34.66	6	7,916	
	442	17	8	9	1	15	4		16	16			9	29.11	6	9,000	
	486	12	5	7		12	4	1	11	11			5	25.60	1		
	487	20	16	4		20			20	20			4	31.75	13	7,307	
	488	26	18	7		26	8	1	25	25	1	1	7	29.00	11	5,954	
	489	14	10	4		14	1		14	14	1		4	39.75	7	6,571	
	490	20	11	9		20	4		20	20		1	9	48.33	9	6,677	
	491	22	18	4		21	1	1	22	19			4	36.00	17	8,617	
	492	63	36	26		63	3		62	61			25	55.24	29	8,482	
	493	58	34	24		57			58	58			24	64.04	24	10,708	
	494	13	7	4		12		2	11	11			4	42.50	4	10,875	
	495	25	21	4		25			25	25			4	45.75	17	10,500	
	496	28	24	4		28			28	28			4	38.50	20	10,700	
	497	20	17	3		20			20	13	1		3	45.33	16	9,062	
	511	4	4			4			4	4					4	6,800	
	512	17	16	1		17			17	17			1		16	7,287	
	513	17	15	2		17			16	16			1		15	6,893	
	514	17	14	3		17	3		17	17			3	30.00	14	6,364	
	515	15	13	2		14	4		14	14	1		1		11	5,318	
	518	37	31	6		37			36	36			5	55.80	25	9,396	
	519	34	30	4		34	1		34	34			3	51.00	22	9,678	
	520	39	25	14		39			39	39			12	47.25	19	10,263	
	521	35	30	5		35			35	35			5	38.00	29	10,689	
	522	24	13	10		23			23	22			9	52.11	7	8,225	
	523	49	28	21		48			49	49			21	55.00	20	10,600	
	524	52	33	19		52	3		52	52			19	53.21	21	9,285	
	525	22	18	4		22	2		22	22			4	40.25	10	10,130	
526	22	17	5		21	2		22	22			5	39.00	14	8,571		
527	18	12	6		18			18	18			6	50.83	6	8,416		
528	22	16	5		22	2		21	21			5	35.00	13	6,538		
529	9	6	3		9	1		9	9	1		3	42.33	3	7,666		
530	2	2			2			2	2								
531	2	2			2			2	2								
532	1	1			1			1	1								
533	40	31	9		39	3	2	40	40			9	35.77	30	11,510		
534	31	15	16	1	31	1	1	31	31			16	51.75	8	11,837		
535	21	14	6		21			20	20			6	47.33	8	10,062		
536	32	30	2		32			32	32			2		29	9,034		
538	7	3	4		7	1		6	6			3	28.66	3	5,331		
539	17	16	1		17	1		17	17			1		16	7,521		
540	17	16	1		17	3	1	17	17			1		16	6,081		
541	14	14			14	2		14	14					14	6,771		
542	16	14	2		16			14	14					14	7,064		
543	1				1			1	1								
544	8	8			8			8	8					7	10,100		
545	12	11	1		11			12	12			1		10	7,700		
547	23	20	2	1	23			22	21	2		2		20	10,180		
548	10	9	1		10			10	10					8	10,312		
550	32	23	9		32			32	32					10	10,500		
551	15	12	3		15			15	15	1			4	40.37	16	9,416	
552	55	28	27		55			55	55			1	47.33	6	9,760		
553	38	27	11		38	2		38	35		1	10	47.00	20	9,760		
554	4	3	1		4			4	4					21	10,014		
557	6	6			6			6	6					4	13,500		
559	4	2	2		4	4	4	4	4			2		6	9,100		

¹For renter - occupied dwelling units and vacant nonseasonal not dilapidated units, for rent.
²For owner - occupied dwelling units and vacant nonseasonal not dilapidated units, for sale only.

HOUSING—BLOCK STATISTICS

Table 3.—CHARACTERISTICS OF HOUSING FOR WARDS, BY BLOCKS: 1950—Con.

Ward	Block	All dwelling units by occupancy and tenure						All dwelling units by condition and plumbing facilities			Occupied dwelling units			Contract monthly rent ¹		Value ² of one-dwelling-unit structures	
		Total	Owner occupied	Renter occupied	Vacant non-seasonal not dilap. for rent or sale	Other vacant and non-resident	Number reporting	No private bath or dilap.	No running water or dilap.	Total	Persons per room		Occupied by non-white	Number reporting	Average monthly rent (dollars)	Number reporting	Average value (dollars)
											Number reporting	1.51 or more					
13	563	10	9		1				9	9					9	9,977	
	564	11	11						11	11					10	10,730	
	565	18	15	3					18	18			3	50.00	15	10,533	
	566	22	17	4	1				22	20			4	42.50	15	11,400	
	567	55	39	16					55	54	1		16	45.50	26	10,534	
	568	36	24	12					36	35			11	44.27	19	10,968	
	569	29	21	8					29	29			7	49.71	14	10,435	
	570	15	8	7					15	15			7	44.42	22		
	571	32	25	6		1			32	30			6	54.33	22	11,927	
	572	24	20	1	1	2			24	21			1		19	10,421	
	573	28	25	3					27	27			1		25	9,716	
	574	23	17	6					23	23			6	40.83	13	11,492	
	575	21	12	9					21	21			8	36.12	6	11,583	
	576	10	8	2					10	10			2		6	11,866	
	579	32	29	3					32	30			3	65.00	27	10,203	
	580	15	15						15	14	1		1		14	10,142	
	581	6	6						6	6			6		6	11,833	
	582	1															
	583	4	4						4	4					4	8,150	
	584	19	18	1					19	19			1		18	9,666	
	585	17	15	2					17	17	1		2		14	9,407	
	586	14	12	2					14	14			2		10	8,210	
	587	5	4	1					5	5			1		3	6,166	
	588	26	15	11					25	25	1		11	45.00	9	11,888	
	590	18	15	1		2			18	16			1		14	10,250	
	591	9	8	1		1			9	8					8	11,162	
	592	18	18						18	18			18		18	10,850	
	593	4	4						4	4					4	10,025	
	599	6	5	1					6	6	1		1		5	10,900	
	600	8	7	1		1			8	7			7		7	10,857	
	601	16	14	1		1			15	15			1		13	9,792	
	602	33	25	8					33	33	1		8	50.75	18	11,127	
	603	16	12	4					16	16			4	29.50	11	10,454	
	604	15	11	3		1			15	14	1		3	28.33	9	10,055	
	605	12	11	1					12	12			1		10	7,050	
	606	8	8						8	8			1		6	7,266	
	607	25	15	10					25	25	1		10	41.90	11	11,500	
	608	1															
	609	17	15	2					17	17			2		14	10,914	
	610	15	13	1		1			15	14			1		12	11,941	
	611	21	20	1					21	21			1		19	10,500	
	613	4	2	2					4	4			2		2	2,323	
	615	3	3						3	3			3		1	14,000	
	617	15	14	1		1			15	14			1		15	10,566	
	618	10	9	1					10	10			1		9	9,088	
	619	9	8	1					9	9			1		8	12,700	
	620	4	4			4											
	622	21	9	1	1	10			20	9					8	11,050	
	14	445	8	5	3				8	7			2	6	3	10,833	
		446	45	25	20				44	43			2	26	3	10,833	
447		51	27	24	1			49	48			1	26	1	7,418		
448		37	13	24				37	36			1		1	11,222		
449		42	17	25				42	42			1		1	11,377		
450		36	20	16				36	36			1		1	7,363		
451		44	23	21				43	44						1	7,000	
452		35	17	18				35	35						1	9,250	
453		37	24	13				37	37						1	9,427	
454		28	18	10				27	28						1	10,555	
455		5	3	2				5	5						2	16,000	
456		8	8					8	8						3	13,666	
457		17	13	4				17	17						3	30,333	
458		20	18	2				20	20						3	22,666	
459		28	25	3				28	28						3	16,968	
460		39	21	18				39	39						3	10,455	
461		15	6	9				15	15						1	9,227	
462		48	24	24				47	48						1	7,357	
463		37	24	13				37	48						2	8,150	
464		32	22	10				32	32						1	6,916	
465		47	21	26				46	47						1	6,714	
466		9	5	4				9	17						2	5,487	
468		2							3	9			5		3	3,600	
469		50	24	26				50	46						3	24.33	
470		47	16	30		1		47	50						2	37.38	
471		19	11	8				19	46						2	35.38	
472		42	26	16				42	29						1	46.36	
474		44	34	10				44	42						1	37.25	
475		6	6					6	4						1	36.77	
478		33	24	8		1		33	6						3	45.00	
479		20	16	4				20	32						8	40.75	
480		40	25	15				40	20						4	40.00	
481		28	10	18				28	40						15	40.46	
482		34	18	16				34	28						9	42.77	
483		37	22	15				37	34						13	38.61	
									12	37					13	36.53	

¹For renter - occupied dwelling units and vacant nonseasonal not dilapidated units, for rent.
²For owner - occupied dwelling units and vacant nonseasonal not dilapidated units, for sale only.

Table 3.—CHARACTERISTICS OF HOUSING FOR WARDS, BY BLOCKS: 1950—Con.

Ward	Block	All dwelling units by occupancy and tenure					All dwelling units by condition and plumbing facilities			Occupied dwelling units			Contract monthly rent ¹		Value of one-dwelling-unit structures	
		Total	Owner occupied	Renter occupied	Vacant non-seasonal not dilap., for rent or sale	Other vacant and non-resident	Number reporting	No private bath or dilap.	No running water or dilap.	Total	Persons per room		Number reporting	Average monthly rent (dollars)	Number reporting	Average value (dollars)
											Number reporting	1.51 or more				
15	1	50	38	12		50	3	1	50	49		8	2 9.00	30	7 5.46	
	2	44	25	12		37	7	5	37	37	4	9	2 4.44	14	10 6.78	
	3	44	4			4			4	4				4	9 6.25	
	4	44	3	1		3	1		3	3		1		3	7 2.66	
	5	44	3			3	1		3	3				4	7 0.25	
	6	44	10	2		5	1		5	5	1	2		9	7 6.88	
	7	44	5			5			5	5				5	6 5.00	
	8	44	5			5			5	5				5	7 6.66	
	9	44	5			5			5	5				5	6 8.00	
	10	44	7	3		10	2	1	10	10		3	2 5.66	6	7 0.33	
	11	44	4	1		3			3	3		1		1	8 9.75	
	12	44	4	3	1	4	1		4	4	1	3	3 5.33	3	6 1.66	
	13	44	3			3			3	3				3	8 7.50	
	14	44	3			3			3	3		3	4 2.33	10	7 1.00	
	15	44	3			3			3	3		3	5 6.66	6	7 1.83	
	16	44	4			4			4	4		2		7	7 6.85	
	17	44	1			1			1	1		4	4 7.75	7	6 9.71	
	18	44	3			3			3	3		1		1		
	19	44	6	5	1	6			6	6				4	10 5.00	
	20	44	6	5		6			6	6				6	11 6.00	
	21	44	4	4		4			4	4				4	10 2.50	
	22	44	4	4		4			4	4				2		
	23	44	4	4		4			4	4				4	6 1.25	
	24	44	7	2	6	4	1	4	7	7	1	5	4 1.20	20	9 5.90	
	25	44	2			2			2	2		2		2	15 12.70	
	26	44	15	3	2	1	1		15	15		2		13	14 1.23	
	27	44	3			3			3	3				20	14 1.95	
	28	44	3			3			3	3				20		
	29	44	20	20	1	1	1		20	20		1		19	12 9.36	
	30	44	11	2	1	1	2		11	11		1		19	11 6.81	
	31	44	16	16			16		16	16				12	9 0.75	
	32	44	10	10			10		10	10		2		12	10 2.50	
	33	44	19	19			19		19	19		1		19	11 9.47	
	34	44	21	21			21		21	21		2		18	12 3.55	
	35	44	19	19			19		19	19		6		18	10 5.16	
	36	44	19	19			19		19	19		4		22	11 4.40	
	37	44	17	17			17		17	17		5		14	9 1.85	
	38	44	5	5			5		5	5		5		15	8 0.66	
	39	44	13	6	6		19	2	2	19	19	5		8	8 1.87	
	40	44	7	7			7	1	1	7	7			5	9 7.00	
	41	44	10	10			10			10	10	10		21	10 6.42	
	42	44	4	4			4			4	4			21	11 8.33	
	43	44	4	4			4			4	4			20	10 0.00	
	44	44	7	7			7			7	7			22	9 6.72	
	45	44	11	11			11	1	1	11	11			11	8 2.27	
	46	44	7	7			7			7	7			11	7 6.66	
	47	44	12	6	6		18	2	2	18	18			11	7 6.66	
	48	44	6	6			6			6	6			11	8 0.99	
	49	44	13	13			13			13	13			5	7 7.50	
	50	44	13	13			13			13	13			8	9 7.00	
	51	44	24	24			24			24	24			8	11 8.33	
	52	44	24	24			24			24	24			20	10 0.00	
	53	44	23	23			23			23	23			22	9 6.72	
	54	44	26	26			26			26	26			11	8 2.27	
	55	44	11	11			11			11	11			16	7 6.66	
	56	44	7	7			7			7	7			11	7 6.66	
	57	44	12	6	6		18	2	2	18	18			11	8 0.99	
	58	44	6	6			6			6	6			14	7 7.50	
	59	44	20	20	1	1	20			20	20			19	12 9.36	
	60	44	11	11			11			11	11			19	11 6.81	
	61	44	16	16			16			16	16			12	9 0.75	
	62	44	10	10			10			10	10			12	10 2.50	
	63	44	19	19			19			19	19			19	11 9.47	
	64	44	21	21			21			21	21			18	12 3.55	
	65	44	19	19			19			19	19			18	10 5.16	
	66	44	19	19			19			19	19			22	11 4.40	
	67	44	17	17			17			17	17			14	9 1.85	
	68	44	5	5			5			5	5			14	8 0.66	
	69	44	13	6	6		19	2	2	19	19	17	32	3 3.02	2	7 7.50
	70	44	7	7			7			7	7	1	1	3	4 0.00	
	71	44	4	4			4			4	4			5	9 3.50	
	72	44	2	2			2			2	2			6	9 3.21	
	73	44	2	2			2			2	2			19	9 3.21	
	74	44	2	2			2			2	2			12	7 7.50	
	75	44	2	2			2			2	2			21	8 2.23	
	76	44	9	9	1	1	9			9	9	1		6	8 4.50	
	77	44	4	4			4			4	4			1	9 4.60	
	78	44	1	1			1			1	1			5	9 4.60	
	79	44	6	6			6			6	6			5	4 5.40	
	80	44	6	6			6			6	6			5	3 4.00	
	81	44	6	6			6			6	6			6	3 6.50	
	82	44	3	3			3			3	3			10	9 6.05	
	83	44	3	3			3			3	3			22	9 5.45	
	84	44	3	3			3			3	3			16	9 4.31	
	85	44	3	3			3			3	3			13	10 0.76	
	86	44	3	3			3			3	3			20	9 6.25	
	87	44	3	3			3			3	3			13	11 0.55	
	88	44	3	3			3			3	3			11	11 0.55	
	89	44	4	4			4			4	4			16	10 6.36	
	90	44	1	1			1			1	1			9		
	91	44	1	1			1			1	1			1		
	92	44	1	1			1			1	1			1		
	93	44	1	1			1			1	1			1		
	94	44	1	1			1			1	1			1		
	95	44	1	1			1			1	1			1		
	96	44	1	1			1			1	1			1		
	97	44	1	1			1			1	1			1		
	98	44	1	1			1			1	1			1		
	99	44	1	1			1			1	1			1		
	100	44	1	1			1			1	1			1		
101	44	1	1			1			1	1			1			
102	44	1	1			1			1	1			1			
103	44	1	1			1			1	1			1			
104	44	1	1			1			1	1			1			
105	44	1	1			1			1	1			1			
106	44	1	1			1			1	1			1			
107	44	1	1			1			1	1			1			
108	44	1	1			1			1	1			1			

HOUSING—BLOCK STATISTICS

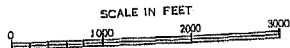
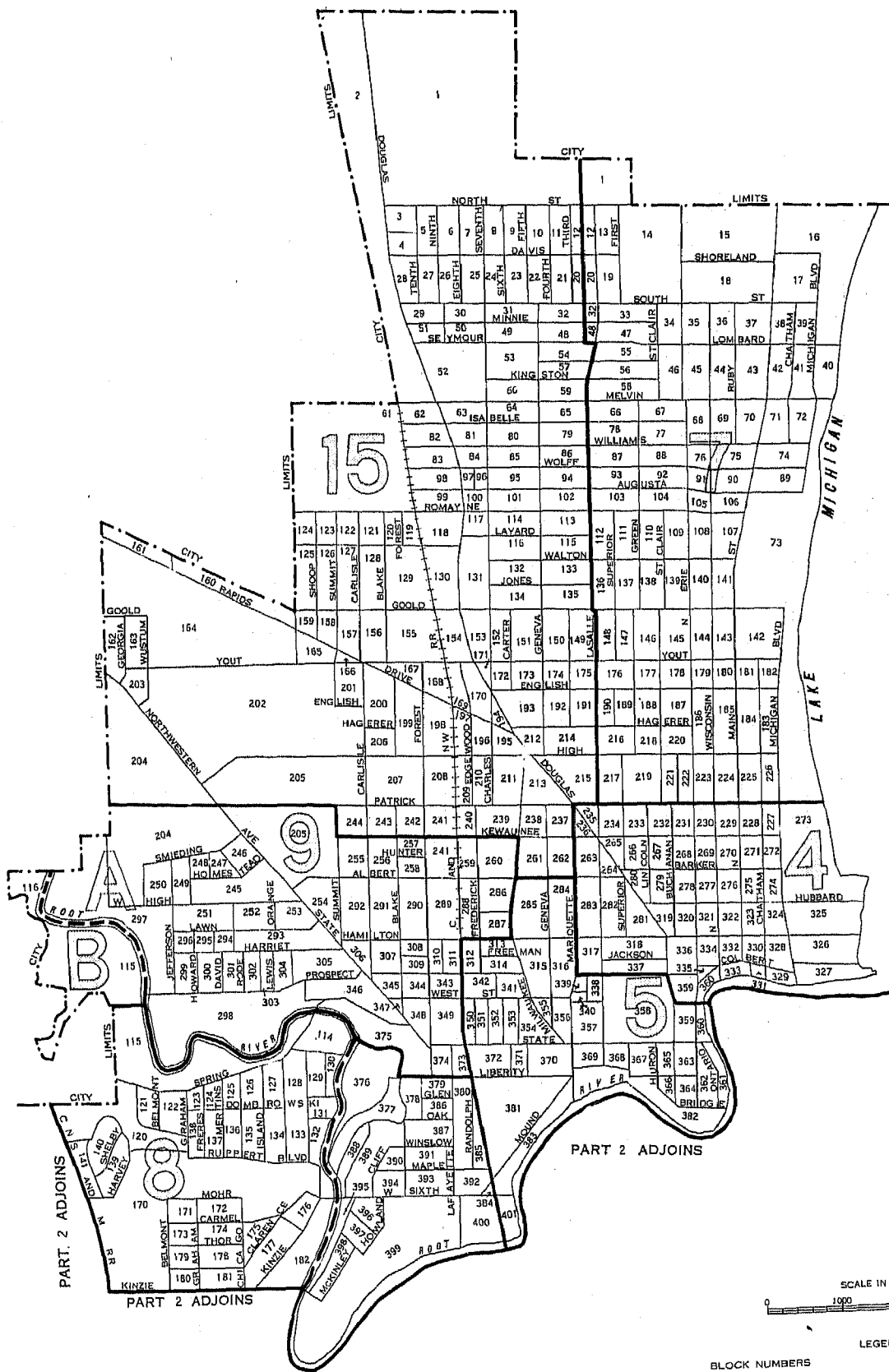
Table 3.—CHARACTERISTICS OF HOUSING FOR WARDS, BY BLOCKS: 1950—Con.

Ward	Block	All dwelling units by occupancy and tenure					All dwelling units by condition and plumbing facilities			Occupied dwelling units			Contract monthly rent ¹		Value ² of one-dwelling-unit structures				
		Total	Owner occupied	Renter occupied	Vacant non-seasonal not dilap., for rent or sale	Other vacant and non-resident	Number reporting	No private bath or dilap.	No running water or dilap.	Total	Persons per room		Occupied by non-white	Number reporting	Average monthly rent (dollars)	Number reporting	Average value (dollars)		
											Number reporting	1.51 or more							
15	163	1																	
	164	13	8	5					13	7	4	13	13	2		5	18.60	5	10,400
	165	2																	
	167	18	9	8		1			18			17	17			7	32.14	5	6,880
	168	1																	
	170	20	12	8					19			20	20			7	39.00	8	12,187
	172	15	5	10					14	2		15	14			10	37.90	4	8,375
	173	28	19	9					28	4		28	27			9	31.00	12	7,741
	174	23	17	6					23			23	23			5	34.80	13	10,500
	175	26	18	8					25	1		26	26			7	38.85	9	10,888
	191	36	23	13					36	8	4	36	36	1		13	34.15	12	7,725
	192	18	16	2					17	2		18	18			2	13.00	13	8,130
	193	37	16	20		1			37	7	3	36	36			19	33.00	7	7,485
	194	5	4	1					5			5	5			1	1.00	3	9,500
	195	5	4	1					5			5	5			1	1.00	4	6,450
	196	23	18	5					23	2		23	23			5	39.60	15	8,200
	197	16	11	5					16	1		16	16			5	31.00	10	7,900
	199	15	11	4					15			15	15			3	44.33	10	11,290
	200	44	33	11					44			44	44			9	44.11	27	9,333
	201	11	11						11			11	10			9	44.11	10	13,330
	202	17	16	1					17			17	17			1		16	11,231
	203	6	4	2					6		2	6	6			1		3	11,833
	204	3	1	2					3			3	3	1				1	
	205	13	11	2					13			13	13			2		11	11,454
	206	26	22	4					25	1		26	26			3	31.00	19	9,078
	209	18	11	7					18		1	18	17			4	33.00	6	8,000
	210	47	27	20					46	3	1	47	46			19	40.89	12	8,325
	211	40	23	17					39	9		40	40			17	38.70	13	6,538
	212	16	14	2					16	6	3	16	16			12	38.41	2	
	213	42	20	20		1	1		40	13	4	40	40		1	18	30.72	10	8,550
	214	44	20	24					44	7	4	44	43		1	22	30.72	10	7,900
	215	40	17	23					39	11	2	40	40	1	3	21	42.80	8	7,937
	237	21	14	7					21	3		21	17			6	36.66	12	5,975
	238	30	15	15					30	11	2	30	29		1	15	35.53	8	6,000
	239	54	28	26					54	15	1	54	54	2	2	26	38.69	14	7,471
	240	4	1	3					4			4	4			3	38.33		
	243	19	15	4					18	1		19	19			4	36.75	11	8,954
	244	17	8	9					17	2		17	17			8	45.12	5	9,000
	261	35	22	13					35	2		35	35			13	37.76	11	7,209
	262	44	18	25		1			43	8	1	43	43	1	23	29.82	5	6,200	

¹For renter - occupied dwelling units and vacant nonseasonal not dilapidated units, for rent.
²For owner - occupied dwelling units and vacant nonseasonal not dilapidated units, for sale only.

RACINE, WISCONSIN, BY WARDS AND BLOCKS: 1950

PART 1 OF 2 PARTS

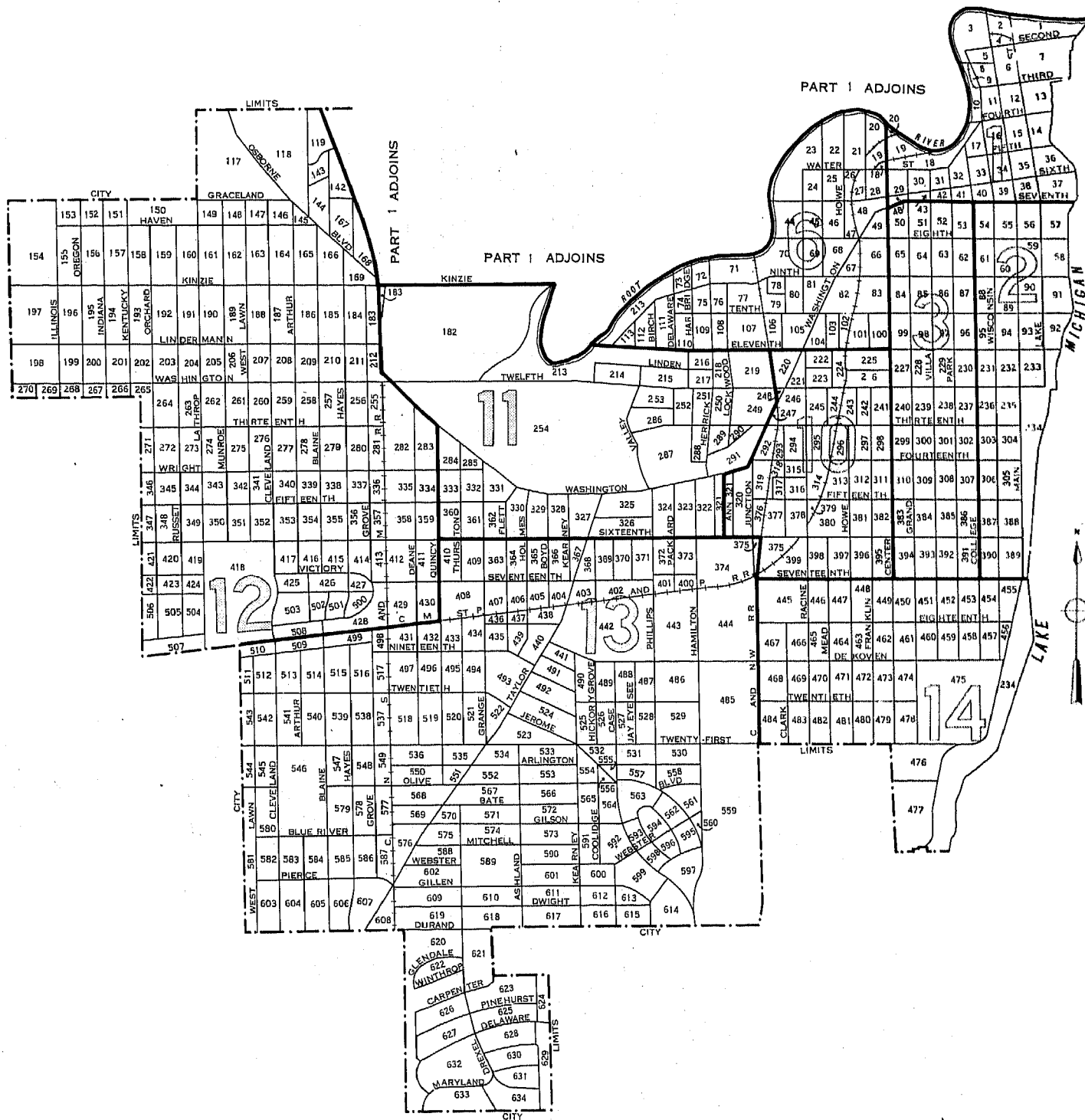


LEGEND

- BLOCK NUMBERS
- WARD BOUNDARIES
- BLOCK AREA LETTERS
- BLOCK AREA BOUNDARIES
- U.S. DEPARTMENT OF COMMERCE, BUREAU OF THE CENSUS

RACINE, WISCONSIN, BY WARDS AND BLOCKS: 1950

PART 2 OF 2 PARTS



SCALE IN FEET


0 1000 2000 3000

LEGEND

- BLOCK NUMBERS
- WARD NUMBERS
- WARD BOUNDARIES
- BLOCK AREA LETTERS
- BLOCK AREA BOUNDARIES
- U.S. DEPARTMENT OF COMMERCE BUREAU OF THE CENSUS

1950 UNITED STATES CENSUS OF HOUSING

U. S. DEPARTMENT OF COMMERCE • BUREAU OF THE CENSUS



RALEIGH, N. C.

**BLOCK
STATISTICS**

U. S. CENSUS OF HOUSING: 1950

Volume

- I General Characteristics
- II Nonfarm Housing Characteristics
- III Farm Housing Characteristics
- IV Residential Financing
- V Block Statistics

Housing statistics for census tracts are to be included in the Population reports on census tracts.

U. S. CENSUS OF POPULATION: 1950

Volume

- I Number of Inhabitants
- II Characteristics of the Population

Succeeding volumes will cover the following subjects:

Census Tracts, Nativity and Parentage, Nonwhite Population by Race, Persons of Spanish Surname, Institutional Population, Differential Fertility, Labor Force Characteristics, Occupation, Industry, Income, Internal Migration, Education, Characteristics of Families and Households.

UNITED STATES CENSUS of HOUSING : 1950
U. S. DEPARTMENT OF COMMERCE BUREAU OF THE CENSUS
CHARLES SAWYER, Secretary ROY V. PEEL, Director



BLOCK STATISTICS

RALEIGH
NORTH CAROLINA


Prepared under the supervision of
Howard G. Brunzman, Chief
Population and Housing Division

1950 HOUSING CENSUS REPORT

VOLUME V, PART 155

UNITED STATES GOVERNMENT PRINTING OFFICE 1951

BLOCKS





BUREAU OF THE CENSUS

ROY V. PEEL, *Director*

A. ROSS ECKLER, *Deputy Director*
HOWARD C. GRIEVES, *Assistant Director*
CONRAD TAEUBER, *Assistant Director*
MORRIS H. HANSEN, *Assistant Director for Statistical Standards*
ROBERT Y. PHILLIPS, *Assistant Director for Operations*
CALVERT L. DEDRICK, *Coordinator, International Statistics*
FRANK R. WILSON, *Information Assistant to the Director*

Population and Housing Division—

HOWARD G. BRUNSMAN, *Chief*
WAYNE F. DAUGHERTY, *Assistant Chief for Housing*
ROBERT B. VOIGHT, *Assistant Chief for Operations*
HENRY S. SHRYOCK, JR., *Assistant Chief for Population*
EDWIN D. GOLDFIELD, *Program Coordinator*

Quality and Equipment Statistics—Robert C. Hamer, *Chief*
Inventory Statistics—Carl A. S. Coan, *Chief*
Developmental Programs—J. Hugh Rose, *Chief*
Residential Financing—Junia H. Honrhold, *Chief*
Territories and Possessions—Joel Williams, *Chief*
Statistical Sampling—Joseph Steinberg, *Chief*
Statistical Procedure—Morton A. Meyer, *Chief*
Processing Operations—Milton D. Lieberman, *Chief*

Administrative Service Division—WALTER L. KEHRRES, *Chief*
Agriculture Division—RAY HURLEY, *Chief*
Budget Officer—CHARLES H. ALEXANDER
Business Division—HARVEY KAILIN, *Acting Chief*
Field Division—LOWELL T. GALT, *Chief*
Foreign Trade Division—J. EDWARD ELY, *Chief*
Geography Division—CLARENCE E. BATSCHULET, *Chief*
Governments Division—ALLEN D. MANVEL, *Chief*
Industry Division—MAXWELL R. CONKLIN, *Chief*
Machine Tabulation Division—C. F. VAN AKEN, *Chief*
Personnel Division—HELEN D. ALMON, *Chief*

SUGGESTED IDENTIFICATION

U. S. Bureau of the Census. *U. S. Census of Housing: 1950. Vol. V, Block Statistics, Part 155.*
U. S. Government Printing Office, Washington, D. C., 1951.

For sale by the Superintendent of Documents, U. S. Government Printing Office, Washington 25, D. C.,
or any of the Field Offices of the Department of Commerce - Price 15 cents

PREFACE

This report presents statistics on characteristics of dwelling units by blocks for the city. The tabulations are based on data from the 1950 Census of Housing, taken as of April 1, 1950. Authorization for the 1950 Census of Housing as part of the Seventeenth Decennial Census was provided by the Housing Act of 1949, approved July 15, 1949.

The major portion of the information compiled from the 1950 Census of Housing appears in Volume I, *General Characteristics*; Volume II, *Nonfarm Housing Characteristics*; Volume III, *Farm Housing Characteristics*; Volume IV, *Residential Financing*; and Volume V, *Block Statistics*. Volume V consists of separate reports, issued as bulletins for each of the 209 cities which in 1940 or in a subsequent census had a population of 50,000 or more. These reports will not be bound into a single publication.

The subjects covered in both the 1950 and 1940 reports on characteristics of dwelling units by blocks are substantially similar.

This report was prepared under the direction of Howard G. Bruusman, Chief, Population and Housing Division, and Wayne F. Daugherty, Assistant Chief for Housing. Robert C. Hamer, Chief, Quality and Equipment Statistics Section, was in charge of coordinating the content and the format of the report with assistance from Carl A. S. Coan, Chief, Inventory Statistics Section; Floyd D. McNaughton, Chief, Equipment and Facilities Unit; Beulah Washabaugh, Chief, Tenure and Vacancy Unit; and Walter A. Hines. The compilation of the statistics was under the supervision of Robert B. Voight, Assistant Chief for Operations.

The collection of the information on which these statistics are based was under the supervision of Lowell T. Galt, Chief, Field Division. The geographic work, including the assignment of all block numbers and the preparation of maps, was under the supervision of Clarence E. Batschelet, Chief, Geography Division. The data were tabulated under the supervision of C. F. Van Aken, Chief, Machine Tabulation Division.

December 1951

RALEIGH, N. C.

CONTENTS

INTRODUCTION

	Page		Page
General.....	1	Definitions and explanations—Continued	
Related reports.....	1	Persons per room.....	2
Use of data.....	1	Color of occupants.....	2
Comparability with 1940 Housing Census data.....	1	Contract monthly rent.....	2
Definitions and explanations.....	1	Value of one-dwelling-unit structures.....	2
Dwelling unit.....	1	Number reporting.....	2
Occupancy and tenure.....	2	Block identification.....	2
Condition and plumbing facilities.....	2		

TABLES

	Page
Table 1.—Characteristics of housing for the city: 1950.....	3
Table 2.—Characteristics of housing by wards: 1950.....	-
Table 3.—Characteristics of housing for block areas, by blocks: 1950.....	4

Map of city, by blocks, appears following last page of tables.

BLOCK STATISTICS

INTRODUCTION

GENERAL

Volume V of the Reports on Housing consists of a separate report for each of the 209 cities which in 1940 or in a subsequent census prior to 1950, had a population of 50,000 or more. Each report presents for the city, by blocks, tabulations for a limited number of subjects obtained in the Census of Housing. The subjects in these reports are similar to those in the block statistics supplements to Volume I of the reports of the 1940 Census of Housing. The subjects in this report present the number of dwelling units classified by occupancy and tenure, condition and plumbing facilities, persons per room, color of occupants, average contract monthly rent of renter-occupied and selected vacant units, and the average value of one-dwelling-unit owner-occupied and selected vacant structures. In table 1, the statistics for these subjects are summarized for the city. Table 2 of the standard series is omitted, as this city was not reported by wards or tracts. In table 3, the data are presented by blocks within block areas. Maps identifying the location of each block and the block area boundaries are a part of this report.

Related reports.—Related statistics for this city are contained in the Reports on Housing, Volume I, *General Characteristics*; and in the Reports on Population, Volume I, *Number of Inhabitants*, and Volume II, *Characteristics of the Population*.

The Reports on Housing for each State in Volume I present data on the characteristics of dwelling units for the State by residence (urban, rural nonfarm, and rural farm), for standard metropolitan areas, urbanized areas, counties, for urban places, places of 1,000 to 2,500 inhabitants, and rural-nonfarm and rural-farm dwelling units for each county. Each report includes the following subjects: occupancy, tenure, race of occupants, type of structure, year built, condition and plumbing facilities, water supply, toilet and bathing facilities, number of rooms, number of persons, persons per room, electric lighting, heating equipment, heating and cooking fuels, refrigeration equipment, kitchen sink, radio, television, and, for nonfarm units, the contract monthly rent, gross monthly rent, and value of one-dwelling-unit structures.

Volume I of the Reports on Population shows the 1950 population of each county and of each minor civil division within the county. It also contains figures for each incorporated place, for each unincorporated place with 1,000 or more inhabitants, and for incorporated places of 5,000 or more by wards. A special series of tables presents data for each urbanized area giving the incorporated places and portions of minor civil divisions within it.

Volume II of the 1950 Population Reports contains statistics on the general characteristics of the population. Chapter A of this volume repeats the figures on number of inhabitants as shown in Volume I; Chapter B presents demographic, economic, and social characteristics of the population; and Chapter C gives more detailed cross-classifications for States and large cities and standard metropolitan areas.

Use of data.—The tabulation of housing characteristics for areas as small as city blocks provides descriptive material of considerable value for technical studies of housing in the city. The statistics will be useful in compiling totals for special types

of areas that may be defined to meet the requirements of individual investigators. Users of the data should bear in mind that in practically all cases the data for a given block represent the work of only one enumerator. Consequently, housing characteristics for blocks are subject to a wider margin of error than is to be expected in the figures for tracts or wards which represent returns made by a number of enumerators. Misinterpretation of instructions by one enumerator may cause a significant bias in the statistics for a block even though it may have a negligible effect upon the figures for larger areas. In particular, the enumeration of "condition" depended to a considerable extent upon the judgment of the individual enumerator. Also, failure to indicate the correct block number for a significant number of dwelling units may introduce errors into the block data.

Comparability with 1940 Housing Census data.—In the 1940 Census of Housing, reports entitled "Block Statistics" were issued as supplements to the first series of Housing bulletins. These supplements consisted of separate reports for each of the 191 cities which had 50,000 inhabitants or more in 1930.

In the 1950 reports, the block numbers used are different, in most cases, from those used in the 1940 reports. Therefore, to compare 1940 and 1950 data for a given block, it is necessary to locate the block on the maps to obtain the corresponding 1940 and 1950 block numbers.

The subjects in both the 1940 and 1950 reports are substantially similar. However, data on number of structures, year built, and mortgage status have been omitted from the 1950 report. Furthermore, in the 1940 reports average contract or estimated monthly rent was reported for all dwelling units while in 1950 average contract monthly rent is reported for some, and average value for other, dwelling units.

DEFINITIONS AND EXPLANATIONS

More detailed and complete definitions are presented in Volume I of the Housing Reports.

Dwelling unit.—In general, a dwelling unit is a group of rooms or a single room, occupied or intended for occupancy as separate living quarters, by a family or other group of persons living together or by a person living alone.

A group of rooms, occupied or intended for occupancy as separate living quarters, is a dwelling unit if it has separate cooking equipment or a separate entrance. A single room, occupied or intended for occupancy as separate living quarters, is a dwelling unit if it has separate cooking equipment or if it constitutes the only living quarters in the structure. Also, each apartment in a regular apartment house is a dwelling unit even though it may not have separate cooking equipment. Excluded from the dwelling unit count are large rooming houses, institutions, dormitories, and transient hotels and tourist courts.

In the 1940 Census, a dwelling unit was defined as the living quarters occupied or intended for occupancy by one household. A household consisted of a family or other group of persons living together with common housekeeping arrangements, or a person living entirely alone. However, the enumerator was not explicitly

instructed to define rooms as dwelling units on the basis of cooking equipment or separate entrance.

The number of dwelling units in the 1950 Census may be regarded as comparable with the number of dwelling units in the 1940 Census. Some living quarters may have been classified as separate dwelling units in the one census and not in the other. Further, in the 1950 Census, living quarters with five or more lodgers were not tabulated as dwelling units; generally, such quarters were included in the 1940 dwelling unit count. However, the net effect of these changes is probably small.

Occupancy and tenure.—Dwelling units are classified by occupancy and tenure into four groups: owner-occupied; renter-occupied; vacant nonseasonal not dilapidated, for rent or sale; and other vacant and nonresident. A dwelling unit is classified as owner-occupied if it was owned wholly or in part by the head of the household or by some related member of his family living in the dwelling unit. All other occupied units are classified as renter-occupied whether or not cash rent was actually paid for living quarters. Rent-free units and living accommodations received in payment for services performed are thus included with the renter-occupied units.

A dwelling unit is considered vacant if no persons are living in it at the time of enumeration. New units not yet occupied were enumerated as vacant dwelling units if construction had proceeded to the extent that all the exterior windows and doors were installed and final usable floors were in place. The classification "Vacant nonseasonal not dilapidated, for rent or sale" is descriptive of the vacant dwelling units reported in this classification. "Other vacant and nonresident" units include all dilapidated and seasonal vacant units as well as the not dilapidated units which were not for rent or sale.

Because of changes in enumeration procedures, the counts of total vacant units in 1940 and 1950 are not strictly comparable. In 1940, vacant units were enumerated if they were habitable; units uninhabitable and beyond repair were excluded from the enumeration. In 1950, units were included regardless of condition if they were intended for occupancy as living quarters. Therefore, no comparison should be made between the data on "vacant nonseasonal not dilapidated, for rent or sale" units from the 1950 Census and data in the 1940 Census reports.

In both censuses, dwelling units occupied entirely by nonresidents were included with vacant units not for rent or sale. Trailers, tents, houseboats, and railroad cars which were vacant were excluded from the dwelling unit inventory in both 1950 and 1940.

Condition and plumbing facilities.—Data on condition of a dwelling unit are shown in combination with data for selected plumbing facilities and are, therefore, limited to units for which both condition and plumbing facilities are reported. Plumbing facilities include water supply, toilet facilities, and bathing facilities.

The category "with private bath" includes those dwelling units reported with both a flush toilet and a bathtub or shower inside the structure for the exclusive use of the occupants of the unit. The category "no private bath" includes those dwelling units not having private flush toilet or not having private bathing facilities. The "no running water" category includes units with only piped running water outside the structure or with only other sources such as a hand pump.

A dwelling unit is "dilapidated" when it is run-down or neglected, or is of inadequate original construction, so that it does not provide adequate shelter or protection against the elements or it endangers the safety of the occupants.

Persons per room.—The number of persons per room has been computed for each occupied dwelling unit by dividing the number of persons in the dwelling unit by the number of rooms in the dwelling unit. All persons enumerated in the Population Census as members of the household (including lodgers, servants, and

other nonrelated persons) are counted in determining the number of persons that occupy the dwelling unit. The number of rooms in the dwelling unit includes all rooms available for living quarters throughout the year. Not counted as rooms are bathrooms, closets, pantries, halls, screened porches, and unfinished rooms in the basement and attic.

Color of occupants.—Occupied dwelling units are classified by color of head of household according to the definition used in the 1950 Census of Population. The group designated as "non-white" consists of Negroes, Indians, Japanese, Chinese, and other nonwhite races. Persons who are not definitely Indian or of other nonwhite race are classified as white.

Contract monthly rent.—Contract monthly rent is the rent, at the time of enumeration, contracted for by the renter regardless of whether it includes furniture, heating fuel, electricity, cooking fuel, water, or personal services.

Monthly rent for vacant dwelling units is the amount asked for the dwelling unit at the time of enumeration. The average monthly rent relates to renter-occupied dwelling units and vacant nonseasonal not dilapidated units for rent. Dwelling units which are occupied "rent-free" are not included with the units reporting rent.

Value of one-dwelling-unit structures.—Average value is shown for owner-occupied dwelling units and vacant nonseasonal not dilapidated units which are for sale only. Value is shown only if the unit is in a one-dwelling-unit structure without business and if it is the only dwelling unit included in the property. The value represents the amount for which the owner estimates that the property, including such land as belongs with it, would sell under ordinary conditions and not at a forced sale. For vacant units, value is the sale price asked by the owner.

Number reporting.—Occupancy and tenure are reported for all dwelling units, and color of occupants is reported for all occupied units. The corresponding distributions for these subjects in table 1 are based on all dwelling units and on occupied units, respectively. For all other subjects, the distributions are based on the units for which the specific characteristics are reported, that is, the "Number reporting."

The number of dwelling units for which the enumerator obtained no report on a particular item is shown for the city totals only; however, the number "not reported" can easily be derived for each area in tables 2 and 3 by subtracting the number reporting from the total number of dwelling units (or total occupied).

Block identification.—A map or series of maps is included in this report showing block numbers for each block, letter designations for block areas, and the names of principal streets.

Blocks are identified by serial numbers, a separate series of numbers being used for each block area. Thus, the location of each block for which data are presented in table 3 may be determined by referring to the identification of the block area and block shown on the map. Similarly, data for a specific block may be located in the table by reference to the map for the identification numbers of the block area and block.

A block area is an arbitrary subdivision established to facilitate numbering blocks in groups of less than 1,000. In some cities this division was not necessary and the blocks are numbered within the city as a whole.

If no dwelling units are reported for a block, the block number is not listed in table 3, although it is shown on the map. Dwelling units for which the block number was not reported are indicated in the table by the symbol "NR." Detailed data are not shown for such dwelling units, nor for blocks containing fewer than three dwelling units. Average monthly rent is not shown when the monthly rent was reported for fewer than three dwelling units. Average value is not shown when the value of one-dwelling-unit properties was reported for fewer than three dwelling units. All dwelling units are included, however, in the statistics for the city.

Table 1.—CHARACTERISTICS OF HOUSING FOR THE CITY: 1950

Subject	Number	Percent	Subject	Number	Percent
OCCUPANCY AND TENURE			PERSONS PER ROOM		
All dwelling units.....	16,561	100.0	Occupied dwelling units.....	16,166	...
Owner occupied.....	6,874	41.5	Number reporting.....	15,954	100.0
Renter occupied.....	9,292	56.1	1.50 or less.....	14,938	93.6
Vacant nonsensonal not dilapidated, for rent or sale.....	225	1.4	1.51 or more.....	1,016	6.4
Other vacant and nonresident.....	170	1.0	Not reported.....	212	...
CONDITION AND PLUMBING FACILITIES			CONTRACT MONTHLY RENT		
All dwelling units.....	16,561	...	Renter-occupied, and vacant nonsensonal not dilapidated units, for rent—Number reporting.....	8,987	...
Number reporting.....	16,193	100.0	Total contract monthly rent..... dollars.....	348,486	...
With private bath, not dilapidated.....	11,789	72.8	Average monthly rent..... dollars.....	38.78	...
No private bath, with running water, not dilapidated.....	2,108	13.0			
No running water or dilapidated.....	2,296	14.2			
Condition or plumbing facilities not reported.....	368	...			
No private bath or dilapidated.....	4,404	27.2			
COLOR OF OCCUPANTS			VALUE OF ONE-DWELLING-UNIT STRUCTURES		
Occupied dwelling units.....	16,166	100.0	Owner-occupied, ¹ and vacant nonsensonal not dilapidated units, for sale only—Number reporting.....	5,524	...
White.....	12,097	74.8	Total value or sale price..... dollars.....	56,637,600	...
Nonwhite.....	4,069	25.2	Average value..... dollars.....	10,253	...

¹ Restricted to 1-dwelling-unit properties.

(Table 2 of the standard series is omitted, as this city was not reported by wards or tracts)

HOUSING—BLOCK STATISTICS

Table 3.—CHARACTERISTICS OF HOUSING FOR BLOCK AREAS, BY BLOCKS: 1950

[Detailed statistics not shown for blocks containing fewer than 3 dwelling units, nor for dwelling units not allocated by blocks (designated by NR)]

Block area	Block	All dwelling units by occupancy and tenure					All dwelling units by condition and plumbing facilities			Occupied dwelling units				Contract monthly rent ¹		Value ² of one-dwelling-unit structures	
		Total	Owner occupied	Renter occupied	Vacant non-seasonal not dilap., for rent or sale	Other vacant and non-resident	Number reporting	No private bath or dilap.	No running water or dilap.	Total	Persons per room		Occupied by non-white	Number reporting	Average monthly rent (dollars)	Number reporting	Average value (dollars)
											Number reporting	1.51 or more					
A	1	21	21						21	21					20	12,250	
	2	18	17		1				17	17					17	10,764	
	3	46	42	4					46	45			4	86.25	42	14,404	
	4	21	20	1					21	19			1		19	24,368	
	7	19	16	3					18	19			1	44.33	15	19,533	
	8	10	6	4				1	10	10		2	4	42.50	4	15,625	
	9	14	8	6				1	13	14			4	38.83	5	12,800	
	12	5	2	3					5	5			2		2	22,666	
	13	3	3						3	3					3	17,000	
	14	11	7	4					11	11			4	63.75	3	17,000	
	15	39	36	3					38	38			3	118.33	35	13,271	
	17	5	5						5	5					5	12,300	
	19	9	9						9	9					9	13,722	
	20	17	15	2					17	17			2		14	12,000	
	21	2															
	22	18	17		1				18	17					16	13,031	
	23	19	17						19	19					15	14,200	
	24	18	16						18	18					15	17,706	
	26	22	22						24	24					21	17,000	
	27	21	19						21	21					18	25,361	
	28	9	8	1					9	9			1		8	13,750	
	29	12	10	2					12	12			2		8	10,812	
	30	12	12						12	12					12	16,250	
	31	5	5						5	5					5	17,200	
	33	4	3	1					4	4			1		2	31,666	
	34	29	28	1					29	29			1		28	11,721	
	35	16	13	3		2			16	14			1		13	13,530	
	36	17	15	2					17	17			2		13	20,384	
	37	9	9						9	9					9	26,111	
	38	9	9						9	9					8	16,875	
	40	10	10						10	10					10	23,800	
	41	11	11						11	11			1		9	22,111	
	42	27	25	2					27	26					25	9,620	
	43	27	27						27	26			1		9	11,944	
	44	18	14	4					18	16			1	73.82	12	17,541	
	45	18	12	6	1				18	18			5	67.60	10	8,770	
	46	10	8	2					10	10			2		7	19,742	
	47	12	12						12	12					12	24,000	
	48	20	19	1					20	20			1		19	17,868	
	49	13	12	1					13	13					11	11,818	
	50	13	11	2	1				12	10			1		9	15,555	
	51	14	11	3					14	14			3	81.66	11	19,227	
	52	8	8						8	8					8	29,062	
	54	38	33	5					37	38			4	45.00	30	16,900	
	55	344	35	209				5	422	342		6	208	59.63	29	17,082	
	57	42	27	15				4	42	41		2	13	59.46	21	14,880	
	58	41	29	12					41	41			11	58.36	23	14,565	
	59	1															
	60	65	38	27				1	65	65			26	67.84	34	14,294	
	61	28	23	5					28	28			4	68.00	23	16,391	
	62	20	17	3					20	20			1		14	12,192	
	63	19	18	1					19	19			1		18	9,083	
	64	14	10	4					14	12			2		10	9,180	
	65	33	18	15	1			1	32	33			15	60.20	16	10,187	
	66	10	9	1					10	10			1		8	13,375	
	67	24	20	4					23	24			3	57.00	20	23,375	
	68	38	30	8					38	37			6	57.83	26	14,134	
	69	32	13	19	4				32	28			16	60.75	12	13,041	
	70	9	6	3					9	9			2		5	20,800	
	71	18	16	2					18	17					15	18,200	
	72	25	17	8	1				25	24			6	73.50	14	14,785	
	74	3	2	1					3	3			1		1		
	75	25	17	8				4	24	22			5	71.40	15	19,300	
	76	3	3						3	3					3	17,666	
	77	2															
	78	5	5						5	5					4	18,000	
	79	19	18	1					19	19			1		16	20,687	
	80	16	11	5					15	13					10	14,350	
	81	15	11	4	2				14	13			4	75.50	11	12,727	
	84	5	4	1					5	5					4	11,625	
	85	12	11	1					12	12					10	15,350	
	86	21	20	1				2	21	21			1		19	13,578	
	87	20	18	2					20	19			2		16	16,375	
	88	28	27	1					27	28			1		26	15,096	
	89	3	3						3	3					3	15,000	
	90	22	5	15	1				22	20			15	72.53	10	10,040	
	91	24	11	13					24	22			11	75.00	10	15,540	
	92	22	17	5					22	21			5	66.40	14	21,607	
	93	8	8						8	8					8	25,812	
	94	25	23	2					25	25					22	25,090	
	95	13	10	3					13	13			2		9	17,888	
	96	13	10	3					12	12					6	26,500	
	97	16	10	6					16	16			1	67.16	1	23,300	
	98	41	21	20				1	41	40			1	56.52	1	15,843	
	99	43	33	10				1	43	43			10	60.90	2	11,089	
	100	22	17	5				1	22	21			3	51.00	1	14,400	

¹For renter - occupied dwelling units and vacant nonseasonal not dilapidated units, for rent.²For owner - occupied dwelling units and vacant nonseasonal not dilapidated units, for sale only.

Table 3.—CHARACTERISTICS OF HOUSING FOR BLOCK AREAS, BY BLOCKS: 1950—Con.

Block area	Block	All dwelling units by occupancy and tenure					All dwelling units by condition and plumbing facilities			Occupied dwelling units			Contract monthly rent ¹		Value ² of one-dwelling-unit structures	
		Total	Owner occupied	Renter occupied	Vacant non-seasonal not dilap., for rent or sale	Other vacant and non-resident	Number reporting	No private bath or dilap.	No running water or dilap.	Total	Persons per room	Occupied by non-white	Number reporting	Average monthly rent (dollars)	Number reporting	Average value (dollars)
										Number reporting	1.51 or more					
A	101	32	21	10	1	31	2		31	31	1	11	59.18	18	9,666	
	102	19	13	6		19			19			5	39.00	12	9,791	
	103	15	14	1		15			15			1		14	8,071	
	104	10	7	3		10			10			2		7	8,785	
	105	17	12	5		17			17			5	65.00	6	10,883	
	106	7	7			7			7					7	6,357	
	107	22	18	3	1	22			21	20	1	2		17	8,000	
	109	15	8	7		15			15			6	61.33	7	8,042	
	110	2														
	111	6	5	1		6			6	6		1			3	9,500
	112	4	2	1	1	4			3	3		2			1	
	113	66	57	9		65			66	66		8			52	9,540
	115	23	20	3		23	2		23	23		3	69.25	19	9,752	
	116	26	23	3		25	2		26	26		3	55.00	22	9,318	
	117	50	32	16	2	49	2		48	48	1	13	48.33	28	9,318	
	118	28	22	5	1	28	2		27	27		4	44.00	19	7,092	
	119	25	21	4		25	1		25	25		4	42.25	18	6,626	
	120	40	31	8	1	40	1		39	39		8	47.50	30	7,800	
	121	47	28	19		47	11		47	46		18	32.25	21	7,060	
	122	20	16	4		20			20	20		4	38.88	21	7,023	
	123	22	16	5	1	22			21	21		6	67.00	16	9,937	
	124	28	17	11		28			28	28		6	59.16	12	11,416	
	125	19	13	6		19			19	19		11		16	12,437	
	126	26	11	15		25			19	19		6	63.09	9	11,555	
	127	13	9	1	1	13	1	1	26	26	1	15	62.33	7	32,857	
	129	20	16	3		20			10	10			68.00	8	24,250	
	131	17	15	2		17			19	18		2		11	34,090	
	132	17	15	2		17			17	16		2		14	19,392	
	133	119	83	33	1	116	21		116	116		8	86.50	7	17,614	
	133	119	83	33	1	116	21		116	116	7	32	47.02	65	11,192	
	134	27	10	15	1	27	8	7	25	25	4	12	56.92	6	0,483	
	135	2														
	136	17	15	2		16			17	16		2			11	17,136
	137	7	3	1	2	7			4	4		1			2	
	138	20	19	1		20			20	20		1			17	16,470
	139	15	11	3		14			14	14		3	70.00	8	13,625	
	140	21	14	7		21			21	21		7	72.14	5	13,400	
	141	7	6	1	1	7			6	6					6	18,165
	142	4	4			4			4	4					4	11,125
	143	25	24	1		25	1	1	25	25		1			24	12,429
	144	4	2	2		4			4	4		2				
	145	16	11	3		16			14	14		3	48.33	11	12,181	
	147	7	3	4		7			7	7		4			3	18,000
	148	33	5	13	14	33	1		18	18		27	51.75			
	149	20	16	4		20			20	20		2	78.48			
	150	9	7	2		9			20	20		4	61.25	12	12,083	
	151	18	10	7	1	16	11	8	9	9	2	17		4	25,450	
	152	4	1	3		4			17	14	2	6	13.16	9	4,000	
	153	16	13	3		16			4	4		3	52.33			
	154	9	8	1		9			16	15		1	80.00	11	25,636	
	155	12	11	1		12			9	8		3		6	24,166	
	156	41	29	11		40			12	12		1		10	22,600	
	157	17	11	6		16			40	39		8	77.25	23	24,869	
	158	8				8			17	17		6	75.00	10	28,300	
	161	14	10	4	1	14			7	6		7			7	29,285
	162	8	4	4		8			14	12		4	74.00	9	25,222	
	163	6	6			6			8	8		4	68.00	3	14,333	
	164	18	7	11		18			5	6		3		3	17,333	
	165	17	13	4		17			6	6		11	59.72	2		
	166	13	9	4		13			18	18		4		13	12,307	
	167	10	9	1		12			17	17		4	64.25	6	21,500	
	168	39	32	7		39	4		13	13		4	55.25	9	11,077	
	169	15	12	3		15			10	10		6	46.33	31	9,306	
	170	13	9	4		13			15	15		2		11	9,954	
	171	16	12	3		16			13	13		4	45.50	8	10,250	
	172	28	20	8		28			15	15		3	52.00	12	7,208	
	173	8	6	2		8			28	28		8	33.37	18	6,427	
	174	2				2			8	7		2		6	6,250	
	175	17	15	1	1	17			1	1		2		14	7,564	
	176	15	9	5	1	14	1		14	14		5	52.00	5	7,640	
	178	5	4	1		5	3	3	5	5		1		4	4,875	
	179	10	6	4		10	6	6	10	10		1	38.75	6	5,833	
	180	26	19	7		26	12	12	26	25	1	4	35.42	18	5,944	
	181	41	29	3		39	14	14	38	38		10	37.30	28	7,253	
	182	28	23	5		28	8		28	28		5	50.80	21	8,700	
	183	34	26	6	1	34	8		32	32		7	50.71	19	8,973	
	184	1														
	185	19	17	2		19	3	3	19	19		2		17	7,941	
	186	20	15	5		20	2		20	20		3	31.00	13	12,576	
	187	17	17			16			17	17		2		17	9,488	
	188	22	20	2		22			22	22		2		19	9,026	
	189	31	17	14		31	8		31	31	1	11	48.00	9	10,888	
	190	23	15	8		23			23	23		8	53.62	15	13,200	
	191	22	14	8		22	3		22	22		7	47.57	11	10,909	
	192	16	12	4		16	2		16	16		3	55.00	11	7,318	
	193	19	8	11		19	1	1	19	18		10	47.00	7	8,714	
	194	31	15	16		31	16		31	31		16	45.00	7	8,642	
	195	57	27	28	1	51	11	5	55	55	3	22	30.63	21	12,738	

¹For renter - occupied dwelling units and vacant nonseasonal not dilapidated units, for rent.
²For owner - occupied dwelling units and vacant nonseasonal not dilapidated units, for sale only.

HOUSING—BLOCK STATISTICS

Table 3.—CHARACTERISTICS OF HOUSING FOR BLOCK AREAS, BY BLOCKS: 1950—Con.

Block area	Block	All dwelling units by occupancy and tenure					All dwelling units by condition and plumbing facilities			Occupied dwelling units			Contract monthly rent ¹		Value ² of one-dwelling-unit structures		
		Total	Owner occupied	Renter occupied	Vacant non-seasonal not dilap., for rent or sale	Other vacant and non-resident	Number reporting	No private bath or dilap.	No running water or dilap.	Total	Persons per room		Occupied by non-white	Number reporting	Average monthly rent (dollars)	Number reporting	Average value (dollars)
											Number reporting	1.51 or more					
A	196	44		38	5	1	44		38	38		1	39	91.25			
	197	11		11			11		11	11			11	93.54			
	201	6	1	5			5	4	6	6	2	6	5	15.00	1		
	202	8	6	2			8	2	8	7		8	2		4	3,750	
	203	17	9	7	1		16	11	16	12		15	6	14.33	2	4,625	
	204	8	3	5			7		8	6		5	5	63.00	8		
	206	9	7	2			9	1	9	9		2	2		6	13,083	
	207	23	15	8			23		23	23		1	8	59.62	12	12,250	
	208	26	12	14			26		26	26		1	14	58.50	9	13,277	
	209	43	30	13			43	4	43	43			13	59.00	28	16,340	
	210	36	26	7	2	1	36		33	32		1	7	65.71	25	10,395	
	211	20	17	3			20		20	20			3	53.33	13	12,153	
	212	27	19	8			27		27	26			8	78.25	18	10,350	
	213	4	1	3			4	1	4	4		1	3	58.33			
	214	39	15	24			38		39	39			24	65.95	9	13,444	
	215	19	11	8			18		19	19			8	66.25	5	17,320	
	216	29	15	14			29	1	29	28			14	54.35	12	11,000	
	217	10	1	9			10		10	10			1		8	13,687	
	218	34	26	8			34	1	34	34		1	8	60.75	22	11,940	
	219	12	9	3			12	1	12	12			3	49.66	8	12,512	
	220	29	23	6			28		29	29			6	59.83	19	12,584	
	222	15	12	3			15		15	15		1	3	58.66	10	11,250	
	223	11	8	3			11		11	11			3	59.00	7	13,285	
	224	12	9	3			12		12	12			9	62.00	3	7,333	
	225	17	12	5			17	12	16	16		1	4	10.50	11	5,718	
	226	9	4	5		1	6	4	9	9		13	4	14.75	4	4,250	
	227	9	3	6			9	4	9	9		2	2		6	9,666	
	228	17	8	9			17	4	17	17		2	8	32.50	5	4,700	
	229	23	12	11			22	1	23	22		3	11	58.27	9	9,500	
	230	49	37	12			48		49	49		1	12	54.75	30	12,050	
	232	14	13	1			14		14	14			1		12	12,583	
	235	25	17	8			25		25	25			8	62.75	11	14,409	
	236	13	11	2			13		13	13			1		9	10,368	
	237	24	19	5			24		24	23			5	54.20	15	9,533	
	238	34	26	8			34		34	34		2	18	56.66	13	12,153	
	239	29	23	6			28		29	29			6	52.20	21	11,833	
	240	18	12	6			17		18	18		1	12	46.41	22	2,222	
	241	13	5	8			13	3	13	13		3	5	14.40	5	6,457	
	242	10	6	4	1		9	2	9	9		13	2		3	3,333	
	243	14	11	3			14	1	14	14			3	26.00	9	11,111	
	244	22	10	12			22	10	22	22		2	4	17.25	5	3,725	
	245	1	0	1			1	18	1	1		2	8	14.62	10	4,940	
	246	7	7				7		7	7			7	87.71			
	248	48	48				48		48	48			48	92.50			
	249	25	24	1			24		24	24		1	24	90.87			
	250	94	90	4		1	92		90	89			90	93.10			
	251	20	12	8			20		20	20			20	41.62	5	10,400	
	252	14	9	5			14		14	14			5	48.00	6	9,333	
	253	11	5	6			11		11	11			5	50.00	4	9,625	
	254	21	13	8			21		21	21			7	46.57	9	7,585	
	255	22	6	16			22	20	22	22		4	14	19.21	5	3,160	
	257	2					2		2	2			2				
	258	25	2	23			25	23	23	25			22	16.86	1		
	259	33	22	10	1		33		32	32		6	22	42.24	20	7,210	
	261	20	13	7			20	1	19	19			9	46.00	11	7,183	
	262	36	25	10	1		35		35	35			11	53.18	21	7,580	
	263	31	23	8	1		31	1	30	29		1	6	44.33	22	7,977	
	264	14	3	11	2		13	1	12	12			8	36.50	2		
	265	49	47	2	1	1	48	37	47	47		8	43	51.11			
	266	20	20				20	17	20	20			19	5.89			
	267	40	4	36	4		40	19	40	36		1	33	16.96	2		
	268	25	4	21	1		25	14	25	23		2	24	29.55	1		
	269	36	16	20	1	3	36	1	33	33		2	16	45.87	14	8,807	
	270	1					1		1	1			1				
	271	12	7	5			12		12	12			5	51.40	4	11,500	
	272	23	12	11			23	3	23	23			12	60.90	8	8,437	
	273	18	16	2			18		18	18		1	11	11.81	1	1,811	
	274	24	20	4			24	2	24	24			4	58.00	11	9,623	
	275	21	14	7			21	1	21	21			11	33.00	1		
	277	32	26	6	2	1	32	2	32	32			7	53.00	11	9,181	
	278	8	6	2			8		8	8			2	28.33	3	3,244	
	279	11	6	5			11		11	11			6	7.75	4	3,407	
	280	23	11	12			23	3	22	22			11	57.00	7	7,505	
	281	19	13	6	1		19	1	19	19		1	11	42.90	7	7,793	
	282	88	69	19	6	2	85		80	80			6	47.50	1	7,777	
	283	24	15	9			24	4	24	24			11	51.27	1	9,180	
	284	12	5	7	1		10		11	9			6	43.37	14	8,000	
	285	8	7	1	1		8		7	7			6	55.33	4	9,500	
	286	12	12				12		12	12			1		11	7,941	
	287	17	16	1			15		16	16			1		2	12,886	
	288	17	14	3			17		16	16		1	2		1	7,846	
	289	20	20		1		20		20	20			2		11	7,121	
	290	60	36	24			59		60	59			2		2	6,800	
	291	34	10	24	1		34	6	33	33		2	2	44.62	7	6,800	
	292	21	1	19	1		21	2	20	20			2	52.00	9	8,000	

¹For renter - occupied dwelling units and vacant nonseasonal not dilapidated units, for rent.

²For owner - occupied dwelling units and vacant nonseasonal not dilapidated units, for sale only.

Table 3.—CHARACTERISTICS OF HOUSING FOR BLOCK AREAS, BY BLOCKS: 1950—Con.

Block area	Block	All dwelling units by occupancy and tenure					All dwelling units by condition and plumbing facilities			Occupied dwelling units			Contract monthly rent ¹		Value ² of one-dwelling-unit structures	
		Total	Owner occupied	Renter occupied	Vacant non-seasonal not dilap., for rent or sale	Other vacant and non-resident	Number reporting	No private bath or dilap.	No running water or dilap.	Total	Persons per room		Number reporting	Average monthly rent (dollars)	Number reporting	Average value (dollars)
											Number reporting	1.51 or more				
A	293	39	14	20	4	1	39	4	34	34	1	20	52.10	11	9,227	
	294	3	3				3		3	3				3	24,333	
	295	15	1	14			15	3	15	15	2	7	11.85			
	296	16	7	8	1		16		15	15		7	69.00	6	20,000	
	297	31	17	13		1	31	8	30	30		13	41.46	11	6,645	
	298	36	20	16		1	36	3	36	36		14	38.64	16	6,912	
	299	9	4	5			9	2	9	9		5	30.80	2		
	300	13	9	4			13		13	13		3	44.50	9	7,611	
	301	19	11	8			19	4	19	19		8	40.12	4	5,400	
	303	17	16	1			17		17	17		4		16	8,087	
	304	18	17	1			18		18	18		1		17	7,464	
	305	19	17	1		1	19		18	18		3		17	7,411	
	306	22	18	3			22		21	21		3	68.33	17	7,447	
	307	60	29	31		1	66	6	60	56	2	25	36.88	19	9,178	
	308	9	3	6			9		9	8		5	49.00	3	11,000	
	309	23	2	21			23	15	23	23	1	21	30.66			
	310	21	11	10			21		21	21		9	31.22	9	8,944	
	311	25	4	20	1		25	2	24	24		20	45.50	2		
	313	9	9	8			9		9	9		8	14.37			
	314	7	3	4			7	3	7	7	1	4	13.50	2		
	315	24	9	15			24		24	24		14	46.50	5	7,400	
	316	23	11	12			23		23	22		12	44.16	6	7,900	
	317	18	10	7	1		17		17	16		7	44.00	6	8,250	
	318	14	5	9			14	10	14	14	2	9	18.55	4	2,250	
	320	6	3	2		1	5	2	5	5	1	1		3	4,833	
	321	20	10	9		1	19	4	19	19		8	36.00	6	11,166	
	322	27	15	12		1	25	1	27	27	1	12	39.75	10	7,650	
	323	4	4	4			4		4	4		4	36.50			
	324	27	4	23			27	2	27	27	1	23	38.91	3	6,500	
	325	15	6	9			15		15	15		8	36.62	6	5,716	
	326	9	5	4			9	2	9	9		2		3	4,833	
	327	30	13	17			28	18	30	29	1	16	27.56	8	7,850	
	328	11	4	7			11	3	11	11	1	6	29.00	3	5,666	
	329	150	6	147	2	1	149		147	147	2	148	57.82			
	332	6	6	6			6		6	6		6	92.16			
	335	32	16	15		1	32	6	31	31	2	13	45.84	11	5,154	
	336	18	8	10			18	1	18	18		9	51.88	5	15,100	
	337	9	7	2			9		9	9		2		7	12,142	
	338	7	7	3			7	2	7	6		1		3	14,666	
	339	21	16	5			19		21	20		5	72.60	12	13,458	
	340	34	24	10			34		34	33	1	9	50.44	19	12,368	
	341	26	15	10	1		26	1	25	25		10	39.80	9	10,500	
	342	41	15	25			41	3	40	39	1	25	45.64	11	8,000	
	343	47	6	40		1	47		46	46		40	73.22	4	17,750	
	344	46	9	37			46	2	46	46		37	55.67	7	24,357	
	345	11	8	3			11	1	11	11	1	3	43.66	7	11,357	
	346	3	3				3		3	3		3		3	15,000	
	347	17	5	12			17	2	17	17	2	10	62.00	3	17,166	
	350	3	3				3	3	3	3	2	3	14.00			
	353	34	19	14	1		33	2	33	33		12	59.08	16	8,650	
	354	39	24	15			38	4	39	39	1	13	39.15	18	6,627	
	355	24	10	13		1	24	2	23	23		13	57.23	10	9,750	
	356	19	3	16			19		19	19		16	42.62	1		
	357	27	14	13			27		27	27		13	45.38	13	7,076	
	358	73	27	46			73	6	73	71	2	43	40.60	21	5,761	
	359	6	4	1		1	5		5	5		1		4	20,000	
	360	38	20	17		1	36		37	37		16	66.68	16	9,381	
	361	11	8	3		1	11		11	11		3	56.66	7	17,714	
	362	10	4	6			10		10	10		6	76.83	3	17,333	
	363	4	3			1	3		3	3		2				
	364	22	7	15			22		22	22		14	62.35	3	19,666	
	365	17	9	8			17		17	17		8	66.12	6	12,833	
	366	32	6	26			32		32	32		25	59.72	3	19,000	
	367	58	16	41	1		50	5	57	50	1	41	56.85	9	11,555	
	368	13	1	12			10		13	10		9	62.33	1		
	369	19	9	10			18	1	19	18		10	72.00	6	19,500	
	370	22	11	10	1		21	1	21	19		11	60.63	7	11,857	
	371	30	7	22		1	30	8	29	29	1	21	52.71	5	10,000	
	372	68	24	40	4		64	12	64	60	1	39	48.94	15	11,166	
	373	6	2	4			6	5	6	6	2	4	13.75	2		
	374	15	1	14			15		15	14		14	77.14			
	375	56	1	54	1		56	1	55	55		53	90.77			
	376	21	6	15			21		21	21	1	15	73.20	4	11,250	
	377	49	15	34			48	1	49	48		34	72.47	10	15,450	
	378	22	4	18			22		22	22		4	59.25	15	13,700	
	379	8	5	3			8		8	8		3	51.66		10,850	
	380	16	7	8	1		16	11	15	15	3	9	19.88	5	4,500	
	381	21	8	13			19	8	21	21		12	22.00	3	5,500	
	382	25	11	14			24	7	25	25		14	33.50	9	5,722	
	383	20	6	14			20	10	20	20	1	13	26.84	2		
	384	24	10	14			24	17	24	24	4	11	17.63	8	4,875	
	385	4	4				4	4	4	4		4	16.00			
	386	11	10			1	10	10	10	10		10	12.60			
	387	14	2	12			14	14	14	14		12	15.58	1		
	388	46	5	33		8	38	35	38	38		32	19.21	3	3,566	
	389	29	3	23	2		28	14	27	27		24	29.54			
	390	15	2	11		2	13	13	13	12	3	10	22.10	1		

¹For renter - occupied dwelling units and vacant nonseasonal not dilapidated units, for rent.
²For owner - occupied dwelling units and vacant nonseasonal not dilapidated units, for sale only.

HOUSING—BLOCK STATISTICS

Table 3.—CHARACTERISTICS OF HOUSING FOR BLOCK AREAS, BY BLOCKS: 1950—Con.

Block area	Block	All dwelling units by occupancy and tenure					All dwelling units by condition and plumbing facilities			Occupied dwelling units			Contract monthly rent ¹		Value of one-dwelling-unit structures	
		Total	Owner occupied	Renter occupied	Vacant non-seasonal not dilap., for rent or sale	Other vacant and non-resident	Number reporting	No private bath or dilap.	No running water or dilap.	Total	Persons per room		Number reporting	Average monthly rent (dollars)	Number reporting	Average value (dollars)
											Number reporting	1.51 or more				
A	3991	34	9	2			3	9	3	3	2	2	3	3	4	10.250
	3992	28	16	1			3		3	3	1	1	1	1	1	10.363
	3993	35	5	2	1		3		3	3		2	2	2	2	16.500
	3994	55	11	2			3	2	3	3		2	2	2	2	15.833
	3995	46	12	2	3		4	4	4	4	2	2	2	2	4	7.000
	3996	37	10	1			3	1	3	3	2	2	2	2	1	9.787
	3997	14	5				1		1	1	1	1	1	1	1	7.611
	3998	24	12	1			2	2	2	2	2	2	2	2	2	6.850
	3999	46	14	3			4	4	4	4	4	4	4	4	4	8.600
	4000	11	7	4			1		1	1	1	1	1	1	1	7.875
	4001	18	6	1	1		1	2	1	1	1	1	1	1	1	5.800
	4002	20	14				2	2	2	2	2	2	2	2	2	7.875
	4003	18	7	1			1	6	1	1	1	1	1	1	1	5.800
	4004	11	11				1		1	1	1	1	1	1	1	6.490
	4005	2														
	4007	1														
	4009	10		1			1	1	1	1	1	1	1	1	1	
	4100	25	4		1		2	8	2	2	1	9	2	2	2	
	4111	48	14	2	3		4	2	4	4	1	3	3	3	3	7.000
	4112	32	7	2			3	16	3	3	1	2	2	2	2	
	4113	40	14	2	1		3	8	2	2	2	2	2	2	2	8.633
	4114	27	4				2	2	2	2	2	2	2	2	2	13.000
	4115	51	11	3	1	1	4	3	1	1	1	1	1	1	1	
	4116	39	5	4			3	2	3	3		3	3	3	3	11.000
	4117	28	3		1		2	3	3	3		3	3	3	3	
	4118	74	13	5	2	3	5	3	3	3	7	3	3	3	3	4.309
	4119	24	12	2			1	4	1	1	2	1	1	1	1	3.318
	4200	28	5	3			2	6	2	2	1	1	1	1	1	3.500
	4201	23	6	7			1	7	1	1	1	1	1	1	1	2.375
	4202	13	2	1			1	9	1	1	2	2	2	2	2	
	4204	30	3	7			3	2	3	3	5	2	2	2	2	
	4205	16	2	4			1	9	1	1	2	2	2	2	2	
	4206	36	10	5			3	6	3	3	3	3	3	3	3	6.000
	4207	1														
	4209	15	7	8			1	5	1	1	8	8	8	8	8	12.250
	4300	23	14				2	3	2	2		9	9	9	9	18.636
	4301	19	15	4			1	9	1	1	4	4	4	4	4	10.681
	4302	21	15	3			1	8	1	1	2	2	2	2	2	9.454
	4303	18	15	3			1	8	1	1	3	3	3	3	3	12.214
	4304	8	4	4	2		8	8	8	8	4	4	4	4	4	10.280
	4305	26	12	1			2	5	2	2	1	1	1	1	1	10.900
	4306	11	6	5			1	1	1	1	5	5	5	5	5	13.350
	4307	11	10	1			1	1	1	1	1	1	1	1	1	12.000
	4308	21	12	9			2	1	2	2	2	2	2	2	2	15.214
	4400	39	19	1	1		3	9	3	3	1	2	2	2	2	16.916
	4401	20	9	1			2	0	2	2		10	10	10	20.833	
	4402	17	7	1			1	6	1	1	9	9	9	9	9	12.833
	4403	16	5	9	1		2	5	2	2	8	8	8	8	8	15.777
	4404	23	15	8			2	5	2	2	1	1	1	1	1	19.000
	4406	8	7	1			3	8	3	3	1	1	1	1	1	13.555
	4407	24	16	1			2	4	2	2	6	6	6	6	6	8.606
	4408	44	13	6			1	3	1	1	6	6	6	6	6	14.000
	4500	25	9	7	1		2	5	2	2	1	1	1	1	1	
	4501	25	7	2			3	5	3	3	2	2	2	2	2	
	4502	3	1	4			3	5	3	3	5	5	5	5	5	8.666
	4503	5	1				5	3	5	5		3	3	3	3	
	4504	2														
	4505	1														
	4506	2	2	6			2	17	2	2	4	7	2	2	2	
	4508	8	2	6			8	1	8	7	5	5	5	5	5	
	4509	16	3	1			1	15	1	1	1	1	1	1	1	
	4600	13	6	7			1	3	1	1	7	7	7	7	7	28.750
	4601	40	21	1			4	0	4	4	1	1	1	1	1	9.900
	4602	23	5	1			2	11	2	2	2	2	2	2	2	
	4603	18	11	5	1	1	2	4	2	2	2	2	2	2	2	6.850
	4604	19	6	3			1	2	1	1	1	1	1	1	1	9.000
	4605	28	10	1	1		2	6	2	2	4	4	4	4	4	2.728
	4606	10	4	6			1	0	1	1	9	9	9	9	9	3.725
	4607	13	5	8			9	5	3	3	6	6	6	6	6	5.250
	4608	13	3	10			1	5	1	1	10	10	10	10	10	4.500
	4609	27	11	15			2	6	2	2	1	1	1	1	1	3.500
	4700	9	4	5			9	2	9	9	1	1	1	1	1	12.750
	4701	25	13	2			2	4	2	2	2	2	2	2	2	3.192
	4702	17	8	9			1	6	1	1	17	17	17	17	17	2.662
	4703	20	10	10			1	14	1	1	4	4	4	4	4	4.360
	4704	23	10	13			2	2	2	2	6	6	6	6	6	2.980
	4705	15	6	9			1	4	1	1	15	15	15	15	15	3.666
	4706	5	4	1			5	2	5	5	1	1	1	1	1	5.166
	4707	8	5	3			8	2	8	8	1	1	1	1	1	3.680
	4708	13	5				1	10	1	1	1	1	1	1	1	
	4709	37	16	8	2	1	3	18	3	3	1	1	1	1	1	5.400
	4800	10	1	9			1	0	1	1	3	3	3	3	3	6.330
	4801	5	1	4			5	4	5	5	5	5	5	5	5	
	4803	14	8	6			1	3	1	1	14	14	14	14	14	5.000
	4804	19	8	1			1	9	1	1	18	18	18	18	18	2.750
	4805	3	2	1			3	2	3	3	1	1	1	1	1	

¹For renter - occupied dwelling units and vacant nonseasonal not dilapidated units, for rent.
²For owner - occupied dwelling units and vacant nonseasonal not dilapidated units, for sale only.

Table 3.—CHARACTERISTICS OF HOUSING FOR BLOCK AREAS, BY BLOCKS: 1950—Con.

Block area	Block	All dwelling units by occupancy and tenure					All dwelling units by condition and plumbing facilities			Occupied dwelling units				Contract monthly rent ¹		Value ² of one-dwelling-unit structures	
		Total	Owner occupied	Renter occupied	Vacant non-seasonal not dilap., for rent or sale	Other vacant and non-resident	Number reporting	No private bath or dilap.	No running water or dilap.	Total	Persons per room		Occupied by non-white	Number reporting	Average monthly rent (dollars)	Number reporting	Average value (dollars)
											Number reporting	1.51 or more					
A	486	15	9	6			15	10	3	15	15	2	14	6	15.66	9	3,788
	487	19	3	14	1	1	18	14	6	17	17	4	17	15	15.73		
	488	6		6			6	6	3	6	6	2	6	6	14.00		
	489	21	5	15	1		20	8	3	20	20	2	2	15	22.26	5	3,400
	490	30	12	16		2	30	8		28	28			16	38.68	6	8,916
	491	34	13	21			34	9		34	34	2	1	20	50.90	7	7,714
	492	37	7	29		1	35	15	12	36	35	2	1	29	36.34	4	8,500
	493	29	15	14			26	5		29	27	1	2	13	52.69	10	11,400
	495	18	8	10			18			18	18			8	57.50	3	16,666
	496	14	3	11			14	6		14	14	3		11	42.27	2	
	498	31	7	24			31	18	11	31	31			23	32.13	3	9,333
	500	50	10	37	3		49	21	9	47	47	5	1	37	33.86	4	7,000
	501	19	5	13		1	19	9	7	18	18			12	26.66	3	4,500
	502	5		5			5	5	5	5	5	2		5	17.60		
	503	40	8	31	1		40	18	5	39	39	1		30	38.06	2	
	504	47	9	35	3		45	14	2	44	44	2	1	34	36.29	3	6,666
	505	66	11	53	2		63	3		64	60			51	58.56	6	10,166
	506	23	5	18			23	3		23	21	1	1	17	45.70	2	
	507	19		19			19	17		19	18	5		18	28.55		
	508	18	1	17			18	10	9	18	18	6	5	14	28.28		
	509	46	8	37	1		45	21		45	43	2		38	29.81	6	16,500
	510	36	7	25	1	3	36	1		32	31	3		23	42.60	1	
	511	24	4	19	1		24			23	20			20	41.50	1	
	512	19	4	15			19	5		19	19	1		15	43.53	3	16,666
	513	11	2	9			10	1	1	11	9			9	43.66		
	514	62	4	55	3		62	2		59	59	3	3	58	53.48	2	
	515	60	1	55	2	2	57	6	6	56	54	5		55	40.41	1	
	516	40	13	25		2	38	16	12	38	38			24	37.45	7	10,000
	517	32	14	16		2	30	9	5	30	30			16	35.56	10	9,400
	518	50	11	38		1	47	27	10	49	49	4	19	37	24.56	8	7,375
	519	4	2	2			4	3		4	4			2			
	520	8	1	7			8	8	6	8	8	1		6	14.50	2	
	521	12	4	8			12	3	1	12	12	2		8	29.87	3	
	522	21	4	15		1	20	9	6	19	19	3	13	16	24.25	4	7,250
	523	24	10	12	2		24	14		22	22	2		13	27.84	8	4,550
	524	16	8	8			14	4	4	16	16	15	7	7	21.42	6	8,466
	525	6	1	4		1	5	4	4	5	5	1		3	12.33	1	
	526	14	9	5			13	3	3	14	14			14	24.80	3	2,777
	527	11	3	8			10	5		11	11			8	18.25	2	4,333
	528	12	5	7			12	9	1	12	12	2	12	7	21.85	5	3,000
	529	17	6	10		1	16	13	4	16	16	4	16	10	12.80	5	3,760
	530	20	8	12			20	17	1	20	20	3		12	27.58	6	2,666
	531	9	4	5			9	7	3	9	9	4		9	15.20	4	2,650
	533	3	2	1			3	1		3	3			1			
	534	14	8	6			11	10	5	14	14	1	13	6	17.83	7	3,142
	535	6	4	2			6	5	2	6	7			2			
	536	8	6	2			8	8	1	8	8			8			
	537	26	7	19			25	14	7	26	25	6		18	23.72	6	3,416
	538	20	12	8			19	8	1	20	20			8	19.87	12	4,958
	539	24	5	16	2	1	24	2		21	21	1		18	46.22	2	
	540	16	6	10			16			16	16			10	56.60	4	8,250
	541	7	1	6			7			7	7			6	37.16		
	542	1					1			1	1			1			
	543	17	7	10		1	16	4	1	16	16	1	5	10	33.80	5	5,900
	544	33	6	26			32	13	3	33	33	1	10	26	29.34	7	6,471
	545	16	3	13			16	6		16	16			12	48.33	2	
	546	15	6	9			14	4		15	15			9	38.00	5	7,800
	547	53	9	43	1		53	20	12	52	52	3		44	33.93	5	13,600
	548	17	6	11			17	4	4	17	17			11	55.72	3	9,333
	549	14	2	12			14			14	14			12	63.91	1	
	550	33	3	27	2	1	32	19	16	30	30	2		29	34.55	2	
	551	4	2	2			4	1	1	4	4			2			
	552	42	1	40		1	42			41	41	1	1	38	59.73	2	
	554	20	3	17			19	1		20	20			17	55.35	2	
	555	2					2			2	2						
	556	17	2	12	1	2	17	3	2	14	14			12	60.50	1	
	557	4		4			4	4		4	4			4	47.75		
	558	30	2	27		1	29	8	4	29	29			24	45.08	1	
	559	24		24			24			24	24			21	49.90		
	560	9	1	8			9	4		9	9	2		8	44.12		
	562	30	4	25		1	30	5	5	29	29	1		24	45.83	2	
	563	32	1	30			32	5	2	31	31			30	45.53		
	564	79	4	74	1	1	79	5	5	78	78	3		72	56.50	2	
	565	148	8	141			147			142	142			144	60.78	4	17,250
	566	104	1	94			104	12		102	102			95	42.66	1	
	567	30	3	24		1	28	2		27	27			25	36.96	4	
	568	36	7	29			36	2		35	35			29	50.96	3	9,666
	569	48	14	32	2		48	6		46	46	1		29	42.96	7	13,285
	570	27	9	18			27	10		27	27			18	44.33	5	12,760
	571	19	6	13			19	1		19	19			13	41.07	6	10,000
	572	10	4	5	1		10	7	1	9	9			5	36.00	1	
	573	23	1	19		1	21	8		21	21			10	42.70	4	9,500
	574	16	5	10			15		1	15	15			10	28.20	3	8,566
	575																
	576	29		19			29	12		28	28	1		19	41.47	7	4,928
	577	48	15	32		1	48	3		47	47	1		33	51.90	5	11,300
	578	11	1	9			11			10	10			10	54.20	1	

¹For renter — occupied dwelling units and vacant nonseasonal not dilapidated units, for rent.
²For owner — occupied dwelling units and vacant nonseasonal not dilapidated units, for sale only.

HOUSING—BLOCK STATISTICS

Table 3.—CHARACTERISTICS OF HOUSING FOR BLOCK AREAS, BY BLOCKS: 1950—Con.

Block area	Block	All dwelling units by occupancy and tenure					All dwelling units by condition and plumbing facilities			Occupied dwelling units			Contract monthly rent ¹		Value ² of one-dwelling-unit structures	
		Total	Owner occupied	Renter occupied	Vacant non-seasonal not dilap., for rent or sale	Other vacant and non-resident	Number reporting	No private bath or dilap.	No running water or dilap.	Total	Persons per room		Number reporting	Average monthly rent (dollars)	Number reporting	Average value (dollars)
											Number reporting	1.51 or more				
A	579	8	1	6	1	8	4	7	7	7	1	7	42.28			
	580	29	3	23	3	26	1	26	25	1	26	45.57	1			
	581	20	2	18		20	6	20	20	1	17	48.76				
	582	8		8		8	8	8	8	2	8	27.62				
	583	2														
	584	1														
	585	13		12		13	10	12	12		8	21.40				
	586	25	6	18	1	25	12	24	24	2	19	35.89	3	7.166		
	588	34	8	23	3	34	11	31	31		25	38.40	4	6.375		
	589	10	2	8		10	9	10	10	3	7	23.14				
	590	13	3	10		13	7	13	13	2	10	33.60	3	7.000		
	591	22	8	12	1	22	10	20	20		13	33.15	3	2.833		
	592	73	18	55		71	31	73	73	6	55	20.20	14	5.750		
	593	44	17	27		42	28	44	44	12	26	16.50	16	6.625		
	595	12	7	5		12		12	12		11	29.40	7	1.0000		
	596	18	17			18	1	17	16		17		16	9.612		
	597	28	20	7		28	9	27	27	2	27	17.14	20	4.775		
	598	15	12	2		14	3	14	13	1	14		11	7.681		
	600	13	4	9		13	9	13	13	4	13	14.55	4	3.625		
	601	7	1	6		7	7	7	7	3	6	10.33	1			
	602	10	1	9		10	9	10	10	2	10	10.22				
	603	9	3	6		9	5	9	9	2	9	20.00	2			
	604	11	4	7		10	6	11	11	4	11	16.28	4	3.500		
	605	10	6	4		10	6	10	10	1	10	15.50	5	3.660		
	606	5	1	4		5	3	5	5	1	5	21.75	4			
	607	12	7	5		12	11	12	12	1	12	12.60	6	2.416		
	609	1														
	610	7	2	5		7	4	7	7		7	30.00	2			
	611	12	10	2		12	1	12	12		12		10	7.050		
	612	22	18	3	1	21		21	21		21	23.50	18	7.500		
	613	29	8	21		27	7	29	28	3	27	22.40	6	5.500		
	614	21	7	13		19	9	20	20	2	20	20.30	5	6.000		
	615	21	7	13		19	13	20	19	6	19	15.07	6	4.833		
	616	13	2	10	1	11	8	12	12	3	12	15.40	2			
	617	18	4	13	1	17	12	17	17	6	13	16.84	4	5.000		
	618	23	10	13		22	10	23	23	3	23	20.23	9	5.388		
	619	25	4	21		25	7	25	25	4	21	19.14	3	4.666		
	620	21	22	5		23	4	23	23	3	21	26.94	12	4.958		
	621	23	9	14	1	23	8	23	23	1	13	26.61	7	4.571		
	622	45	8	33	2	43	14	41	40	3	33	29.36	7	5.142		
	624	10		10		10	7	10	10	4	9	27.66				
	631	15	3	11	1	14	4	14	14		11	45.09	2			
	632	4		4		4	3	4	4		4	38.00				
	633	9		7		8	7	7	7	1	7	25.57				
	636	26	1	24	1	25	1	25	25	2	25	27.16				
	637	6		6		6	16	6	6	1	6	30.52	1			
	638	2														
	639	1														
	641	7		7		7	4	7	7		7	22.28				
	644	7	2	5		7	2	7	7		5	32.60	2			
	645	49	6	43		49	36	27	49	7	19	22.07	4	5.175		
	646	24	3	21		24	19	24	24	6	12	19.00	1			
	647	52	10	40	1	49	38	18	50	7	25	20.50	8	3.662		
	648	16				16	5	16	16		6	24.88	6	4.416		
	649	43	11	32		43	31	8	43	7	43	15.34	10	3.060		
	650	23	12	11		23	15	23	23		23	15.00	12	3.166		
	651	14	16	8		14	8	2	14	1	14	15.25	6	3.250		
	652	20	10	10		19	17	6	20	4	20	14.33	9	2.500		
	653	11	5	6		11	6	11	11	2	6	10.00	5	10.000		
	654	8	6	2		8		8	8		7		6	8.000		
	655	11		11		11	1	11	11		11	40.63				
	657	7														
	659	5	2	5		7	5	1	7	3	7	23.00	2			
	660	55	39	16		55	24	17	55	5	55	12.43	39	4.941		
	661	8	1	7		8	6	6	8	2	8	16.14	1			
	662	27	13	14		27	22	18	27	6	27	15.38	13	4.346		
	663	33	9	24		33	25	22	33	4	33	16.66	9	4.222		
	664	47	8	38		46	42	41	46	1	46	14.72	8	4.087		
	665	24	1	23		24	23	19	24	7	24	15.34	1			
	666	23	4	19		23	17	13	23	8	23	19.47	4	2.325		
	667	26	4	22		26	22	20	26	6	26	13.27	4	2.875		
	668	10	4	6		10	6	5	10	3	10	18.40	3	7.666		
	669	7		7		7	3	1	7	1	7	30.42				
	670	35	16	18	1	35	17	12	34	2	32	30.64	14	5.321		
	671	11	6	5		11	4	2	11	1	11	20.20	6	8.666		
	673	1														
	674	1														
	676	12		11	1	10		11	11	2	12	43.66				
	677	24	1	22		23	20	18	23	7	22	19.54				
	678	21	11	10		20	7	21	20		10	43.50	8	7.312		
	679	41	14	23	3	41	4	6	37	6	24	46.70	9	1.1333		
	680	6		6		6	6	6	6	1	6	37.16				
	681	3		3		3	2	2	3	1	3	40.11	5	1.1200		
	682	10	12	8		28	8	2	27	2	18	46.50	5	13.200		
	683	19	9	10		30	1	1	30	2	16	42.75	5	8.800		
	684	8	3	5		8	8	1	8	8	3	57.00	2			
	685	5	6	5		5	5	1	5	3	5	41.28	4	7.750		

¹For renter - occupied dwelling units and vacant nonseasonal not dilapidated units, for rent.
²For owner - occupied dwelling units and vacant nonseasonal not dilapidated units, for sale only.

Table 3.—CHARACTERISTICS OF HOUSING FOR BLOCK AREAS, BY BLOCKS: 1950—Con.

Block area	Block	All dwelling units by occupancy and tenure					All dwelling units by condition and plumbing facilities			Occupied dwelling units			Contract monthly rent ¹		Value ² of one-dwelling-unit structures		
		Total	Owner occupied	Renter occupied	Vacant non-seasonal not dilap., for rent or sale	Other vacant and non-resident	Number reporting	No private bath or dilap.	No running water or dilap.	Total	Persons per room		Number reporting	Average monthly rent (dollars)	Number reporting	Average value (dollars)	
											Number reporting	1.51 or more					Occupied by non-white
A	686	132	92	37	1	2	130	87	3	129	125	18	1	36	251.6	60	805
	687	23	13	10			23	17	14	23	23	3	19	7	162.8	13	1,884
	689	13	9	3	1		13	4	1	12	12			3	470.0	7	4,814
	690	14	8	6			14	2	1	14	14			6	526.6	7	7,500
	691	91	66	85			91	32	17	91	90	8	18	19	210.5	4	6,000
	692	40	20	20			40	8		40	40			19	355.7	15	5,986
	693	21	13	8			19	2		21	19			7	408.5	7	8,571
	694	26	11	15			25	2		26	24		1	13	487.6	4	7,625
	695	12	4	7	1		12	2		11	11			7	495.7	1	
	697	35	6	29			35	17	4	35	34	3	17	29	221.7	3	8,000
	698	28	9	17		3	28	25	15	25	24	4	15	14	187.8	3	2,833
	699	33	7	25	1	1	32	20	10	32	32	7	5	25	180.0	4	3,825
	700	15		13	1		13	10	8	13	11		6	13	193.8		
	701	1															
	702	31	4	27			27	21	16	31	30	1	16	27	286.6	2	
	703	29	7	21		1	27	18	7	28	26	1	5	18	325.5	1	
	704	6	1	5			6	4		6	6			5	260.0	1	
	705	32	2	30			32	24	16	32	32	8	32	28	161.4	2	
	706	39	9	30			38	24	14	39	39	4	39	29	192.0	8	5,250
	707	27	8	19			27	13	10	27	27	2	25	17	201.1	6	4,750
	708	18	2	14			17	12	6	18	18	3	18	12	301.6	3	6,333
	709	24	4	22			24	13	10	24	24	1	11	22	183.1	1	
	710	41	13	28			40	25	11	41	41	5	41	26	163.4	13	3,530
	711	17	4	13			16	16	12	17	16	3	17	13	183.0	4	3,250
	712	15	7	8			15	11	9	15	15	4	15	8	163.7	6	11,300
	713	23	10	13			23	18	16	23	22	5	23	13	196.1	9	5,222
	714	1															
	715	8	2	6			5	3	1	8	7	1	8	6	225.0	1	
	716	11	2	9			11	6	5	11	11	3	11	9	248.8	2	
	717	3		3			2	2	1	3	3	1	3	3	100.0		
	718	15	6	7		2	14	11	1	13	11	1	13	6	155.0	5	3,400
	719	241	13	240			239	9	9	241	240	9	240	240	244.5	1	
	720	15	1	12			15	13	12	15	15	2	15	11	151.8	2	
	721	21	12	9			21	14	14	21	21			9	177.7	9	3,500
	723	1															
	724	29	5	23		1	29	17	11	28	28	5	28	23	301.7	4	5,250
	725	9	5	4			9	4	4	9	9		9	4	230.0	5	9,300
	726	5	1	4			5	5	5	5	5		5	4	575.0	1	
	727	7	7	7			5	5	5	7	7	1	7	5	480.0		
	728	34	8	24	2		27	21	13	32	32	2	15	25	271.6	4	11,250
	729	53	9	44			49	43	36	53	48	12	50	41	147.0	6	4,500
	730	13		4			13	5	2	13	12	1	12	4	220.0	7	5,285
	731	17	9	8			16	6	3	17	17		17	8	151.2	6	4,500
	732	16	6	9		1	14	8	2	15	14	1	8	8	251.2	5	3,000
	733	7	2	5			7	1	1	7	7		7	5	492.0		
	734	29	2	20			28	11	4	29	28	1	28	20	427.5	5	10,800
	735	18	9	9			18	8		18	18	1	18	9	397.7	7	8,857
	736	32	19	13			32	8		32	32			11	362.7	10	9,100
	737	23	11	11	1		23	4	4	22	22			12	410.8	8	2,750
	738	23	7	16			23	13	4	23	23	2	15	16	218.1	7	5,142
	739	35	12	22		1	34	25	22	34	33	10	34	22	136.8	10	3,980
	740	42	8	34			40	34	29	42	39	8	39	34	155.8	8	4,337
	741	21	1	19		1	21	21	13	20	20	4	20	19	159.4	1	
	742	23	3	20			21	19	17	23	23	6	22	19	145.3	2	
	743	22	5	17			21	20	13	22	22	5	22	17	132.3	5	3,460
	744	9	3	6			9	6	3	9	9		9	5	134.0	3	3,400
	745	25	8	16		1	24	11	4	24	24	3	22	15	223.3	8	4,975
	748	21	2	19			21	8	7	21	21	1	21	19	220.5		
	749	47	12	35			43	34	28	47	45	7	47	35	156.8	11	3,209
	750	25	12	13			24	17	16	25	25	3	25	12	130.0	10	6,600
	751	36		33	1	2	36	16	16	33	33	3	33	34	222.2		
	752	6	3	3			6	5	3	6	5	1	6	3	146.6	1	
	753	15	7	8			14	8	3	15	15	1	13	7	215.7	4	4,750
	754	2															
	755	1															
	757	23	14	9			23	17	6	23	23	3	20	8	211.2	13	2,769
	758	11	8	3			10	8	3	11	11	2	11	3	316.6	8	2,825
	759	25	18	7			25	22	21	25	25	6	25	7	135.7	15	2,000
	760	20	14	5			20	16	15	19	18	1	19	14	204.0	14	2,300
	761	14	7	6		1	14	12	12	13	13		13	6	160.0	7	2,685
	762	22	7	15			21	11	10	22	22	6	22	15	234.0	7	4,071
	763	14	8	6			14	10	10	14	14	2	14	6	143.3	6	5,916
	764	15	5	10			15	14	14	15	15	2	15	10	131.0	4	5,125
	765	28	8	20			28	19	7	28	28	3	28	20	168.0	6	3,216
	766	10	2	8			9	5	4	10	10	1	10	7	180.0	2	
	767	17	6	11			17	12	5	17	17	4	17	9	125.5	6	7,333
	768	22	4	17	1		22	17	9	21	21	3	21	18	170.0	3	5,500
	770	20	9	11			20	15	8	20	20	2	20	11	177.2	8	2,575
	771	19	4	15			18	13	2	19	19	4	19	15	162.6	4	2,750
	772	10	7	3			9	7	3	10	9	3	10	3	220.0	5	2,320
	773	37	12	25			34	26	6	37	35	4	37	25	140.8	11	2,400
	774	15	6	9			13	10	5	15	15	2	15	9	166.6	6	2,750
	775	6	4	2			6	5		6	6		6	2	232.5	2	
	776	7	5	2			6	5		7	7		7	2	232.5	3	6,666
	777	14	6	7	1		14	5	5	13	13	2	13	7	211.4	6	6,183
	778	5		5			5	3		5	5		5	5	250.0		
	780	43	15	27		1	42	28	4	42	41	8	33	23	184.7	15	2,220

¹For renter-occupied dwelling units and vacant nonseasonal not dilapidated units, for rent.
²For owner-occupied dwelling units and vacant nonseasonal not dilapidated units, for sale only.

HOUSING—BLOCK STATISTICS

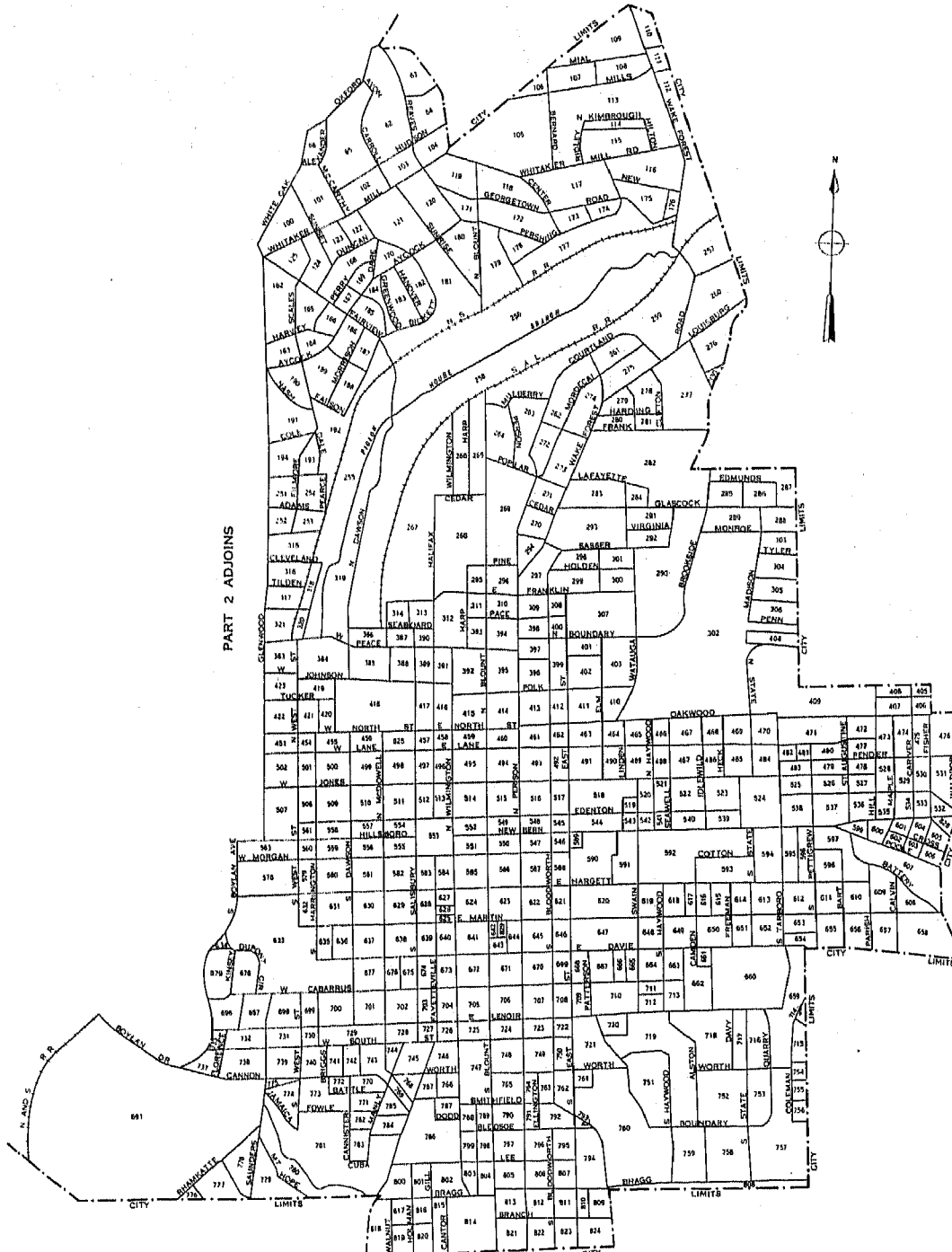
Table 3.—CHARACTERISTICS OF HOUSING FOR BLOCK AREAS, BY BLOCKS: 1950—Con.

Block area	Block	All dwelling units by occupancy and tenure					All dwelling units by condition and plumbing facilities			Occupied dwelling units			Contract monthly rent ¹		Value ² of one-dwelling-unit structures		
		Total	Owner occupied	Renter occupied	Vacant non-seasonal not dilap. for rent or sale	Other vacant and non-resident	Number reporting	No private bath or dilap.	No running water or dilap.	Total	Persons per room	Occupied by non-white	Number reporting	Average monthly rent (dollars)	Number reporting	Average value (dollars)	
A	781	22	9	13			21	15	4	22	21	1	22	13	19.76	8	2,675
	782	30	9	21			27	16	8	30	30	12	27	21	17.52	7	2,342
	783	26	7	18		1	26	18	3	25	25	5	23	17	15.23	6	2,500
	784	28	6	22			28	25	14	28	27	4	27	22	14.45	4	2,650
	785	27	4	23			27	25	15	27	27	8	27	23	13.39	4	2,925
	786	45	11	34			45	44	44	45	45	13	45	33	13.57	11	2,636
	787	11		10		1	11	9	9	10	10	4	10	10	19.50		
	788	14	5	9			14	14	9	14	14	3	14	9	12.66	5	8,200
	789	13	3	10			13	10	10	13	13	1	13	10	18.50	2	
	790	28	5	23			28	16	10	28	28	4	28	21	23.00	4	9,250
	791	12	10	2			12	2	2	12	12		12	2		9	7,111
	792	19	7	12			18	12	10	19	19	3	19	12	15.58	7	4,285
	794	24	11	12		1	24	16	11	23	20	2	23	11	20.90	7	5,428
	795	20	11	9			20	10	8	20	20	3	20	8	15.00	10	5,800
	796	20	14	6			20	9	8	20	20	2	20	5	13.50	13	6,000
	797	16	12	4			16	15	14	16	16	3	16	4	13.00	12	4,333
	798	17	5	12			16	11	9	17	17	5	15	11	19.36	4	4,250
	799	17	5	11		1	17	9	9	16	16	3	13	11	18.45	4	8,000
	800	19	9	10			14	9	9	19	19	4	18	10	14.40	7	5,571
	801	30	17	13			30	25	19	30	29	8	30	13	15.76	12	4,500
	802	14	6	7		1	12	9	9	13	13	2	13	7	14.28	6	3,750
	803	22	12	10			17	14	11	22	22	5	19	10	16.60	10	3,900
	804	14	12	2			14	7	2	14	14	1	11	1		11	4,318
	805	26	16	10			25	13	6	26	26	5	26	10	17.00	15	5,066
	806	24	10	12		2	21	16	13	22	22	5	22	12	16.83	10	5,800
	807	21	9	12			18	12	11	21	21	3	21	12	13.41	8	4,937
	809	5	5				5	2	1	5	5		5	5		5	4,160
	810	5	3	2			5	4	2	5	5	1	5	2		3	3,333
	811	21	8	11		2	18	15	3	19	19	2	19	11	17.53	7	2,857
	812	25	8	17			22	17	9	25	23	5	25	17	13.35	6	4,000
	813	12	3	9			11	11	6	12	12	3	12	9	11.33	2	
	814	5	2	3			5	5	4	5	5		5	3	11.33	2	
	815	21	5	14		2	17	17	9	19	17	7	19	13	11.84	5	3,000
	816	15	2	12			14	12	6	14	13	2	14	11	15.63	2	
	817	8	4	4		1	7	5	3	8	7		8	4	10.50	4	3,750
	818	14		5			12	5	2	14	13		14	5	23.20	8	5,375
	819	20	9	14			17	12	6	20	20	7	20	14	16.14	4	2,250
	820	15	10	5			13	12	4	15	15	7	15	5	19.50	9	2,888
	821	3		3			3	3		3	3		3	3	21.86		
	822	10	7	3			9	6	2	10	10		10	3	14.00	7	3,714
	823	1															
	824	12	5	7			12	9	4	12	11	3	12	5	19.40	4	4,000
	825	10	1	9			10	6	5	10	10	1	10	6	25.00	1	
	826	8	2	6			8	6		8	8		8	6	27.16		
	827	6		6			6	6	2	6	6	2	6	6	26.33		
	828	1															

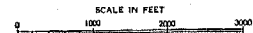
¹For renter - occupied dwelling units and vacant nonseasonal not dilapidated units, for rent.²For owner - occupied dwelling units and vacant nonseasonal not dilapidated units, for sale only.

RALEIGH, NORTH CAROLINA, BY BLOCKS: 1950

PART 1 OF 2 PARTS



PART 2 ADJOINS

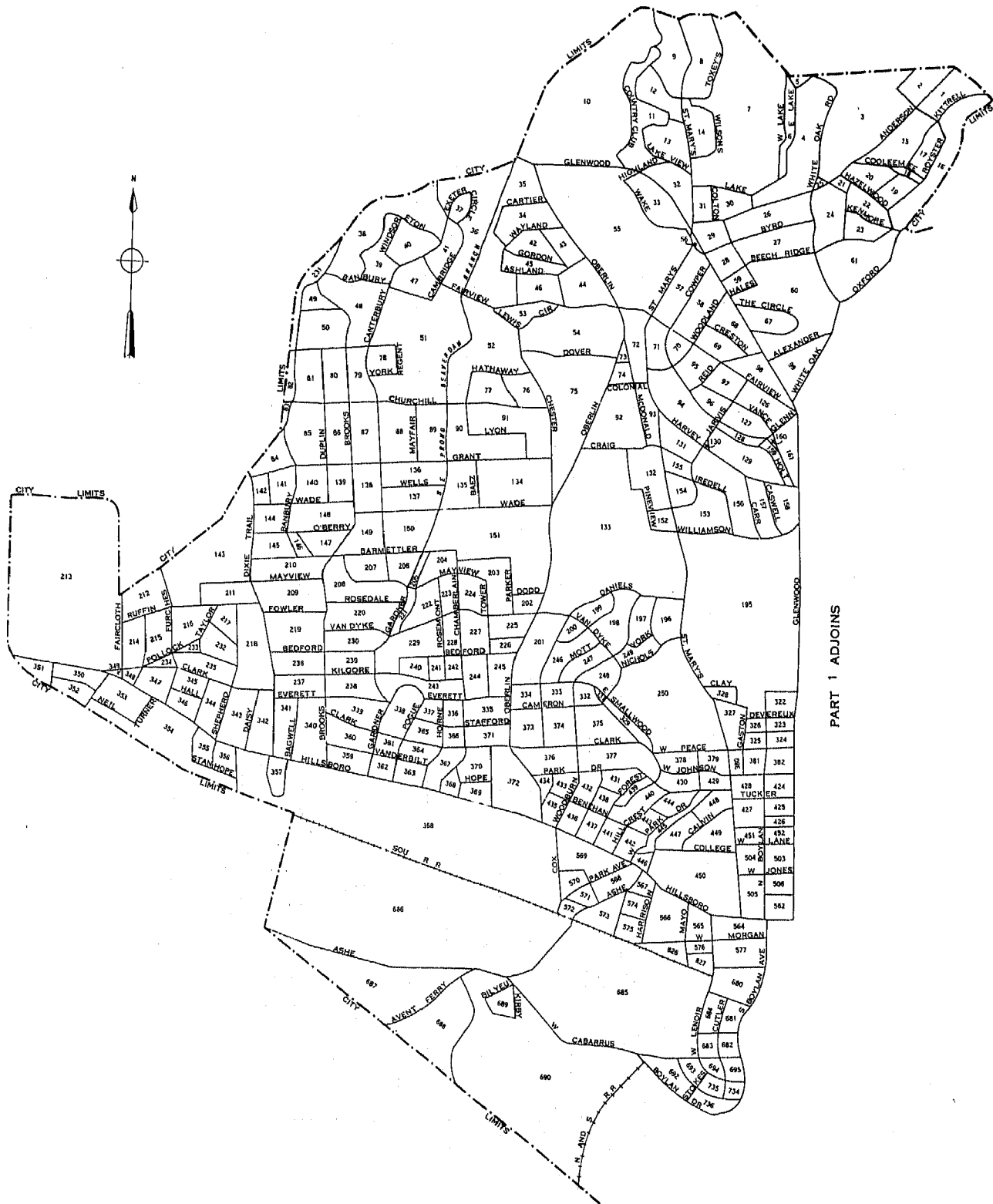


LEGEND

BLOCK NUMBERS
U.S. DEPARTMENT OF COMMERCE, BUREAU OF THE CENSUS

RALEIGH. NORTH CAROLINA, BY BLOCKS: 1950

PART 2 OF 2 PARTS



PART 1 ADJOINS



LEGEND
BLOCK NUMBERS
U.S. DEPARTMENT OF COMMERCE, BUREAU OF THE CENSUS