


1950 UNITED STATES CENSUS OF HOUSING

U. S. DEPARTMENT OF COMMERCE • BUREAU OF THE CENSUS



ROCHESTER, N. Y.

**BLOCK
STATISTICS**

U. S. CENSUS OF HOUSING: 1950

Volume

- I General Characteristics
- II Nonfarm Housing Characteristics
- III Farm Housing Characteristics
- IV Residential Financing
- V Block Statistics

Housing statistics for census tracts are to be included in the Population reports on census tracts.

U. S. CENSUS OF POPULATION: 1950

Volume

- I Number of Inhabitants
- II Characteristics of the Population

Succeeding volumes will cover the following subjects:

Census Tracts, Nativity and Parentage, Nonwhite Population by Race, Persons of Spanish Surname, Institutional Population, Differential Fertility, Labor Force Characteristics, Occupation, Industry, Income, Internal Migration, Education, Characteristics of Families and Households.

UNITED STATES CENSUS of HOUSING : 1950
U. S. DEPARTMENT OF COMMERCE BUREAU OF THE CENSUS
CHARLES SAWYER, Secretary ROY V. PEEL, Director



BLOCK STATISTICS


ROCHESTER
NEW YORK

Prepared under the supervision of
Howard G. Brunzman, Chief
Population and Housing Division

1950 HOUSING CENSUS REPORT
VOLUME V, PART 160

UNITED STATES GOVERNMENT PRINTING OFFICE 1952

BLOCKS • CENSUS TRACTS





BUREAU OF THE CENSUS

ROY V. PEEL, *Director*

A. ROSS ECKLER, *Deputy Director*
HOWARD C. GRIEVES, *Assistant Director*
CONRAD TAEUBER, *Assistant Director*
MORRIS H. HANSEN, *Assistant Director for Statistical Standards*
ROBERT Y. PHILLIPS, *Assistant Director for Operations*
CALVERT L. DEDRICK, *Coordinator, International Statistics*
FRANK R. WILSON, *Information Assistant to the Director*

Population and Housing Division—

HOWARD G. BRUNSMAN, *Chief*
WAYNE F. DAUGHERTY, *Assistant Chief for Housing*
ROBERT B. VOIGHT, *Assistant Chief for Operations*
HENRY S. SHRYOCK, Jr., *Assistant Chief for Population*
EDWIN D. GOLDFIELD, *Program Coordinator*

Quality and Equipment Statistics—Robert C. Hamer, *Chief*
Inventory Statistics—Carl A. S. Coan, *Chief*
Developmental Programs—J. Hugh Rose, *Chief*
Residential Financing—Junia H. Honnold, *Chief*
Territories and Possessions—Joel Williams, *Chief*
Statistical Sampling—Joseph Steinberg, *Chief*
Statistical Procedure—Morton A. Meyer, *Chief*
Processing Operations—Milton D. Lieberman, *Chief*

Administrative Service Division—WALTER L. KEHRES, *Chief*
Agriculture Division—RAY HURLEY, *Chief*
Budget Officer—CHARLES H. ALEXANDER
Business Division—HARVEY KAILIN, *Acting Chief*
Field Division—LOWELL T. GALT, *Chief*
Foreign Trade Division—J. EDWARD ELY, *Chief*
Geography Division—CLARENCE E. BATSCHLET, *Chief*
Governments Division—ALLEN D. MANVEL, *Chief*
Industry Division—MAXWELL R. CONKLIN, *Chief*
Machine Tabulation Division—C. F. VAN AKEN, *Chief*
Personnel Division—HELEN D. ALMON, *Chief*

SUGGESTED IDENTIFICATION

U. S. Bureau of the Census. *U. S. Census of Housing: 1950. Vol. V, Block Statistics, Part 160.*
U. S. Government Printing Office, Washington, D. C., 1952

For sale by the Superintendent of Documents, U. S. Government Printing Office, Washington 25, D. C.,
or any of the Field Offices of the Department of Commerce - Price 30 cents

PREFACE

This report presents statistics on characteristics of dwelling units by blocks for the city. The tabulations are based on data from the 1950 Census of Housing, taken as of April 1, 1950. Authorization for the 1950 Census of Housing as part of the Seventeenth Decennial Census was provided by the Housing Act of 1949, approved July 15, 1949.

The major portion of the information compiled from the 1950 Census of Housing appears in Volume I, *General Characteristics*; Volume II, *Nonfarm Housing Characteristics*; Volume III, *Farm Housing Characteristics*; Volume IV, *Residential Financing*; and Volume V, *Block Statistics*. Volume V consists of separate reports, issued as bulletins for each of the 209 cities which in 1940 or in a subsequent census had a population of 50,000 or more. These reports will not be bound into a single publication.

The subjects covered in both the 1950 and 1940 reports on characteristics of dwelling units by blocks are substantially similar.

This report was prepared under the direction of Howard G. Brunsman, Chief, Population and Housing Division, and Wayne F. Daugherty, Assistant Chief for Housing. Robert C. Hamer, Chief, Quality and Equipment Statistics Section, was in charge of coordinating the content and the format of the report with assistance from Carl A. S. Coan, Chief, Inventory Statistics Section; Floyd D. McNaughton, Chief, Equipment and Facilities Unit; Beulah Washabaugh, Chief, Tenure and Vacancy Unit; and Walter A. Hines. The compilation of the statistics was under the supervision of Robert B. Voight, Assistant Chief for Operations.

The collection of the information on which these statistics are based was under the supervision of Lowell T. Galt, Chief, Field Division. The geographic work, including the assignment of all block numbers and the preparation of maps, was under the supervision of Clarence E. Batschelet, Chief, Geography Division. The data were tabulated under the supervision of C. F. Van Aken, Chief, Machine Tabulation Division.

March 1952.

ROCHESTER, N. Y.

CONTENTS

INTRODUCTION

	Page		Page
General.....	1	Definitions and explanations—Continued	
Related reports.....	1	Condition and plumbing facilities.....	2
Census tracts.....	1	Persons per room.....	2
Use of data.....	1	Color of occupants.....	2
Comparability with 1940 Housing Census data.....	1	Contract monthly rent.....	2
Definitions and explanations.....	1	Value of one-dwelling-unit structures.....	2
Dwelling unit.....	1	Number reporting.....	2
Occupancy and tenure.....	2	Block identification.....	2

TABLES

	Page
Table 1.—Characteristics of housing for the city: 1950.....	3
Table 2.—Characteristics of housing by census tracts: 1950.....	3
Table 3.—Characteristics of housing for census tracts, by blocks: 1950.....	5

Map of city, by blocks, appears following last page of tables.

BLOCK STATISTICS

INTRODUCTION

GENERAL

Volume V of the Reports on Housing consists of a separate report for each of the 209 cities which in 1940, or in a subsequent census prior to 1950, had a population of 50,000 or more. Each report presents for the city, by blocks, tabulations for a limited number of subjects obtained in the Census of Housing. The subjects in these reports are similar to those in the block statistics supplements to Volume I of the reports of the 1940 Census of Housing. The subjects in this report present the number of dwelling units classified by occupancy and tenure, condition and plumbing facilities, persons per room, color of occupants, average contract monthly rent of renter-occupied and selected vacant units, and the average value of one-dwelling-unit owner-occupied and selected vacant structures. In table 1, the statistics for these subjects are summarized for the city. Table 2 contains the statistics for census tracts. In table 3, the data are presented by blocks within census tracts. Maps identifying the location of each block and the census tract boundaries are a part of this report.

Related reports.—Related statistics for this city are contained in the Reports on Housing, Volume I, *General Characteristics*; and in the Reports on Population, Volume I, *Number of Inhabitants*, and Volume II, *Characteristics of the Population*.

The Reports on Housing for each State in Volume I present data on the characteristics of dwelling units for the State by residence (urban, rural nonfarm, and rural farm), for standard metropolitan areas, urbanized areas, counties, for urban places, places of 1,000 to 2,500 inhabitants, and rural-nonfarm and rural-farm dwelling units for each county. Each report includes the following subjects: occupancy, tenure, race of occupants, type of structure, year built, condition and plumbing facilities, water supply, toilet and bathing facilities, number of rooms, number of persons, persons per room, electric lighting, heating equipment, heating and cooking fuels, refrigeration equipment, kitchen sink, radio, television, and, for nonfarm units, the contract monthly rent, gross monthly rent, and value of one-dwelling-unit structures.

Volume I of the Reports on Population shows the 1950 population of each county and of each minor civil division within the county. It also contains figures for each incorporated place, for each unincorporated place with 1,000 or more inhabitants, and for incorporated places of 5,000 or more by wards. A special series of tables presents data for each urbanized area giving the incorporated places and portions of minor civil divisions within it.

Volume II of the 1950 Population Reports contains statistics on the general characteristics of the population. Chapter A of this volume repeats the figures on number of inhabitants as shown in Volume I; Chapter B presents demographic, economic, and social characteristics of the population; and Chapter C gives more detailed cross-classifications for States and large cities and standard metropolitan areas.

Census tracts.—Census tracts are small areas into which certain large cities have been subdivided for statistical and local administrative purposes. In most cases the tracts are permanently established, so that comparison may be made from census to census. The boundaries of tracts are established so as to include approximately equal numbers of inhabitants or equal areas; and each tract is designed to represent an area that is fairly

homogeneous in population characteristics. Although the tracted areas of some cities extend into the suburbs, the data shown in this report are restricted to the tracts within the corporate limits of the city.

Use of data.—The tabulation of housing characteristics for areas as small as city blocks provides descriptive material of considerable value for technical studies of housing in the city. The statistics will be useful in compiling totals for special types of areas that may be defined to meet the requirements of individual investigators. Users of the data should bear in mind that in practically all cases the data for a given block represent the work of only one enumerator. Consequently, housing characteristics for blocks are subject to a wider margin of error than is to be expected in the figures for tracts or wards which represent returns made by a number of enumerators. Misinterpretation of instructions by one enumerator may cause a significant bias in the statistics for a block even though it may have a negligible effect upon the figures for larger areas. In particular, the enumeration of "condition" depended to a considerable extent upon the judgment of the individual enumerator. Also, failure to indicate the correct block number for a significant number of dwelling units may introduce errors into the block data.

Comparability with 1940 Housing Census data.—In the 1940 Census of Housing, reports entitled "Block Statistics" were issued as supplements to the first series of Housing bulletins. These supplements consisted of separate reports for each of the 191 cities which had 50,000 inhabitants or more in 1930.

In the 1950 reports, the block numbers used are different, in most cases, from those used in the 1940 reports. Therefore, to compare 1940 and 1950 data for a given block, it is necessary to locate the block on the maps to obtain the corresponding 1940 and 1950 block numbers.

The subjects in both the 1940 and 1950 reports are substantially similar. However, data on number of structures, year built, and mortgage status have been omitted from the 1950 report. Furthermore, in the 1940 reports average contract or estimated monthly rent was reported for all dwelling units while in 1950 average contract monthly rent is reported for some, and average value for other, dwelling units.

DEFINITIONS AND EXPLANATIONS

More detailed and complete definitions are presented in Volume I of the Housing Reports.

Dwelling unit.—In general, a dwelling unit is a group of rooms or a single room, occupied or intended for occupancy as separate living quarters, by a family or other group of persons living together or by a person living alone.

A group of rooms, occupied or intended for occupancy as separate living quarters, is a dwelling unit if it has separate cooking equipment or a separate entrance. A single room, occupied or intended for occupancy as separate living quarters, is a dwelling unit if it has separate cooking equipment or if it constitutes the only living quarters in the structure. Also, each apartment in a regular apartment house is a dwelling unit even though it may not have separate cooking equipment. Excluded from the dwelling unit count are large rooming houses, institutions, dormitories, and transient hotels and tourists courts.

In the 1940 Census, a dwelling unit was defined as the living quarters occupied or intended for occupancy by one household.

A household consisted of a family or other group of persons living together with common housekeeping arrangements, or a person living entirely alone. However, the enumerator was not explicitly instructed to define rooms as dwelling units on the basis of cooking equipment or separate entrance.

The number of dwelling units in the 1950 Census may be regarded as comparable with the number of dwelling units in the 1940 Census. Some living quarters may have been classified as separate dwelling units in the one census and not in the other. Further, in the 1950 Census, living quarters with five or more lodgers were not tabulated as dwelling units; generally, such quarters were included in the 1940 dwelling unit count. However, the net effect of these changes is probably small.

Occupancy and tenure.—Dwelling units are classified by occupancy and tenure into four groups: owner-occupied; renter-occupied; vacant nonseasonal not dilapidated, for rent or sale; and other vacant and nonresident. A dwelling unit is classified as owner-occupied if it was owned wholly or in part by the head of the household or by some related member of his family living in the dwelling unit. All other occupied units are classified as renter-occupied whether or not cash rent was actually paid for living quarters. Rent-free units and living accommodations received in payment for services performed are thus included with the renter-occupied units.

A dwelling unit is considered vacant if no persons are living in it at the time of enumeration. New units not yet occupied were enumerated as vacant dwelling units if construction had proceeded to the extent that all the exterior windows and doors were installed and final usable floors were in place. The classification "Vacant nonseasonal not dilapidated, for rent or sale" is descriptive of the vacant dwelling units reported in this classification. "Other vacant and nonresident" units include all dilapidated and seasonal vacant units as well as the not dilapidated units which were not for rent or sale.

Because of changes in enumeration procedures, the counts of total vacant units in 1940 and 1950 are not strictly comparable. In 1940, vacant units were enumerated if they were habitable; units uninhabitable and beyond repair were excluded from the enumeration. In 1950, units were included regardless of condition if they were intended for occupancy as living quarters. Therefore, no comparison should be made between the data on "vacant nonseasonal not dilapidated, for rent or sale" units from the 1950 Census and data in the 1940 Census reports.

In both censuses, dwelling units occupied entirely by non-residents were included with vacant units not for rent or sale. Trailers, tents, houseboats, and railroad cars which were vacant were excluded from the dwelling unit inventory in both 1950 and 1940.

Condition and plumbing facilities.—Data on condition of a dwelling unit are shown in combination with data for selected plumbing facilities and are, therefore, limited to units for which both condition and plumbing facilities are reported. Plumbing facilities include water supply, toilet facilities, and bathing facilities.

The category "with private bath" includes those dwelling units reported with both a flush toilet and a bathtub or shower inside the structure for the exclusive use of the occupants of the unit. The category "no private bath" includes those dwelling units not having private flush toilet or not having private bathing facilities. The "no running water" category includes units with only piped running water outside the structure or with only other sources such as a hand pump.

A dwelling unit is "dilapidated" when it is run-down or neglected, or is of inadequate original construction, so that it does not provide adequate shelter or protection against the elements or it endangers the safety of the occupants.

Persons per room.—The number of persons per room has been computed for each occupied dwelling unit by dividing the number

of persons in the dwelling unit by the number of rooms in the dwelling unit. All persons enumerated in the Population Census as members of the household (including lodgers, servants, and other nonrelated persons) are counted in determining the number of persons that occupy the dwelling unit. The number of rooms in the dwelling unit includes all rooms available for living quarters throughout the year. Not counted as rooms are bathrooms, closets, pantries, halls, screened porches, and unfinished rooms in the basement and attic.

Color of occupants.—Occupied dwelling units are classified by color of head of household according to the definition used in the 1950 Census of Population. The group designated as "non-white" consists of Negroes, Indians, Japanese, Chinese, and other nonwhite races. Persons who are not definitely Indian or of other nonwhite race are classified as white.

Contract monthly rent.—Contract monthly rent is the rent, at the time of enumeration, contracted for by the renter regardless of whether it includes furniture, heating fuel, electricity, cooking fuel, water, or personal services.

Monthly rent for vacant dwelling units is the amount asked for the dwelling unit at the time of enumeration. The average monthly rent relates to renter-occupied dwelling units and vacant nonseasonal not dilapidated units for rent. Dwelling units which are occupied "rent-free" are not included with the units reporting rent.

Value of one-dwelling-unit structures.—Average value is shown for owner-occupied dwelling units and vacant nonseasonal not dilapidated units which are for sale only. Value is shown only if the unit is in a one-dwelling-unit structure without business and if it is the only dwelling unit included in the property. The value represents the amount for which the owner estimates that the property, including such land as belongs with it, would sell under ordinary conditions and not at a forced sale. For vacant units, value is the sale price asked by the owner.

Number reporting.—Occupancy and tenure are reported for all dwelling units, and color of occupants is reported for all occupied units. The corresponding distributions for these subjects in table 1 are based on all dwelling units and on occupied units, respectively. For all other subjects, the distributions are based on the units for which the specific characteristics are reported, that is, the "Number reporting."

The number of dwelling units for which the enumerator obtained no report on a particular item is shown for the city totals only; however, the number "not reported" can easily be derived for each area in tables 2 and 3 by subtracting the number reporting from the total number of dwelling units (or total occupied).

Block identification.—A map or series of maps is included in this report showing block numbers for each block, number and letter designations for tracts, and the names of principal streets.

Blocks are identified by serial numbers, a separate series of numbers being used for each tract. Thus, the location of each block for which data are presented in table 3 may be determined by referring to the tract and block number shown on the map. Similarly, data for a specific block may be located in the table by reference to the map for identification numbers of the tract and block.

If no dwelling units are reported for a block, the block number is not listed in table 3, although it is shown on the map. Dwelling units for which the block number was not reported are indicated in the table by the symbol "NR." Detailed data are not shown for such dwelling units, nor for blocks containing fewer than three dwelling units. Average monthly rent is not shown when the monthly rent was reported for fewer than three dwelling units. Average value is not shown when the value of one-dwelling-unit properties was reported for fewer than three dwelling units. All dwelling units are included, however, in the statistics for the city and for each tract.

Table 1.—CHARACTERISTICS OF HOUSING FOR THE CITY: 1950

Subject	Number	Percent	Subject	Number	Percent
OCCUPANCY AND TENURE			PERSONS PER ROOM		
All dwelling units.....	101,231	100.0	Occupied dwelling units.....	99,558	...
Owner occupied.....	51,218	50.6	Number reporting.....	98,074	100.0
Renter occupied.....	48,340	47.8	1.50 or less.....	96,564	98.5
Vacant nonseasonal not dilapidated, for rent or sale.....	837	0.8	1.51 or more.....	1,510	1.5
Other vacant and nonresident.....	836	0.6	Not reported.....	1,484	...
CONDITION AND PLUMBING FACILITIES			CONTRACT MONTHLY RENT		
All dwelling units.....	101,231	...	Renter-occupied, and vacant nonseasonal not dilapidated units, for rent—Number reporting.....	46,319	...
Number reporting.....	98,362	100.0	Total contract monthly rent..... dollars..	1,946,819	...
With private bath, not dilapidated.....	89,314	90.8	Average monthly rent..... dollars..	42.03	...
No private bath, with running water, not dilapidated.....	5,612	5.7			
No running water or dilapidated.....	3,436	3.5			
Condition or plumbing facilities not reported.....	2,869	...			
No private bath or dilapidated.....	9,048	9.2			
COLOR OF OCCUPANTS			VALUE OF ONE-DWELLING-UNIT STRUCTURES		
Occupied dwelling units.....	99,558	100.0	Owner-occupied, ¹ and vacant nonseasonal not dilapidated units, for sale only—Number reporting.....	34,692	...
White.....	97,730	98.2	Total value or sale price..... dollars..	317,193,200	...
Nonwhite.....	1,828	1.8	Average value..... dollars..	9,143	...

¹ Restricted to 1-dwelling-unit properties.

Table 2.—CHARACTERISTICS OF HOUSING BY CENSUS TRACTS: 1950

Census tract	All dwelling units by occupancy and tenure					All dwelling units by condition and plumbing facilities			Occupied dwelling units				Contract monthly rent ¹		Value ² of one-dwelling-unit structures	
	Total	Owner occupied	Renter occupied	Vacant nonseasonal not dilap., for rent or sale	Other vacant and nonresident	Number reporting	No private bath or dilap.	No running water or dilap.	Total	Persons per room		Occupied by nonwhite	Number reporting	Average monthly rent (dollars)	Number reporting	Average value (dollars)
TOTAL	101231	51218	48340	837	836	98362	9048	3436	99558	98074	1510	1828	46319	42.03	34692	9143

¹ For renter-occupied dwelling units and vacant nonseasonal not dilapidated units, for rent.
² For owner-occupied dwelling units and vacant nonseasonal not dilapidated units, for sale only.

HOUSING—BLOCK STATISTICS

Table 2.—CHARACTERISTICS OF HOUSING BY CENSUS TRACTS: 1950—Con.

Census tract	All dwelling units by occupancy and tenure					All dwelling units by condition and plumbing facilities			Occupied dwelling units			Contract monthly rent ¹		Value ² of one-dwelling-unit structures		
	Total	Owner occupied	Renter occupied	Vacant non-seasonal not dilap., for rent or sale	Other vacant and non-resident	Number reporting	No private bath or dilap.	No running water or dilap.	Total	Persons per room		Occupied by non-white	Number reporting	Average monthly rent (dollars)	Number reporting	Average value (dollars)
										Number reporting	1.51 or more					
51	767	404	355	3	5	747	80	67	759	750	1		343	40.26	242	7,006
52	1209	665	563	4	7	1187	34	10	1198	1192	1	5	337	35.39	400	6,398
53	963	378	382	2	5	954	39	26	990	950			363	35.79	337	7,284
54	1461	1053	371	4		1332	167	6	1451	1425	5	1	444	44.27	849	9,648
55	1122	553	570		16	1099	197	121	1192	1092	5	1	333	32.59	239	6,376
56	1216	666	511		13	1177	90	61	1194	1176	1	1	444	40.74	403	7,477
57	1076	466	589	13	11	1050	65	10	1053	1034	1	1	366	40.74	202	8,096
58	1636	999	619	15	15	1606	76	10	1613	1607	1	1	600	49.50	654	9,494
59	1130	553	566		17	1097	241	131	1110	1081	1	1	355	39.61	293	7,797
60	1444	1053	381		3	1422	32	21	1434	1396		2	355	47.38	828	9,483
61	947	825	117		3	922	12	5	942	925	5		101	55.12	735	10,883
62	1354	838	458		4	1335	17	3	1346	1336		1	433	48.19	689	10,252
63	1429	895	510		3	1398	63	4	1405	1388		1	499	47.54	646	10,156
64	1560	851	679		8	1533	86	36	1544	1533		1	666	39.58	576	7,396
65	1007	515	479		12	988	65	21	994	988		2	333	38.76	302	6,330
66	957	552	380		7	933	41	8	944	934		3	444	43.04	388	8,015
67	1250	855	381		8	1211	23	14	1244	1234	9	9	444	45.55	655	10,887
68	1203	882	304		4	1159	23	7	1182	1184		2	288	44.25	695	10,031
69	830	529	299		6	822	22	5	828	805		2	300	43.00	378	7,844
70	1275	891	376		3	1264	32	7	1266	1266		2	361	47.57	682	9,739
71	1333	981	342		5	1326	13	7	1323	1318	3		317	48.39	742	10,101
72	534	288	240		3	528	63	46	528	521	5		433	33.87	171	5,786
73	550	353	190		5	540	25	6	543	536	2		333	37.65	279	6,387
74	788	429	340		12	784	57	32	786	767		1	399	37.24	275	5,744
75	1285	716	553	11	5	1275	93	18	1266	1265	2	4	444	44.69	300	8,372
76	1279	987	284		4	1256	14	7	1271	1263	3		444	44.78	356	9,865
77	815	631	175		4	780	32	5	800	777		3	444	35.27	102	2,228
78	1640	869	755		7	1573	37	3	1624	1582	3	4	360	64.68	646	17,778
79	799	519	272		5	778	37	7	799	770		2	355	35.99	355	7,515
80	1038	662	373		1	1019	25	11	1035	1027		3	347	30.55	455	8,062
81	1214	949	253		7	1196	35	8	1202	1191	6		234	42.52	774	8,984
82	1012	726	254		5	999	44	6	990	974	1		222	37.22	567	8,003
83	1238	635	546		27	1211	29	13	1181	1168	1	15	333	46.81	521	9,318
84	942	695	233		5	931	20	4	934	923	3		413	41.55	518	6,733
85	1019	639	333		10	1000	22	24	972	966	2	2	333	44.70	488	9,197
86	1205	1043	152		5	1190	21	12	1195	1183		3	333	51.17	948	10,143
87	1841	1193	621		12	1814	97	53	1814	1783	19	4	600	38.43	1028	8,084
88	711	553	147		3	707	23	17	700	695		2	134	41.64	477	9,345

¹For renter - occupied dwelling units and vacant nonseasonal not dilapidated units, for rent.
²For owner - occupied dwelling units and vacant nonseasonal not dilapidated units, for sale only.

HOUSING—BLOCK STATISTICS

Table 3.—CHARACTERISTICS OF HOUSING FOR CENSUS TRACTS, BY BLOCKS: 1950—Con.

Census tract	Block	All dwelling units by occupancy and tenure					All dwelling units by condition and plumbing facilities			Occupied dwelling units			Contract monthly rent ¹		Value ² of one-dwelling-unit structures		
		Total	Owner occupied	Renter occupied	Vacant non-seasonal not dilap., for rent or sale	Other vacant and non-resident	Number reporting	No private bath or dilap.	No running water or dilap.	Total	Persons per room		Occupied by non-white	Number reporting	Average monthly rent (dollars)	Number reporting	Average value (dollars)
											Number reporting	1.51 or more					
4	22	30	14	16		30			30	30	2		16	43.43	3	7.333	
	23	30	8	22		29			30	29	1		22	44.54	3	6.833	
	24	58	13	41	4	58			54	54	2	9	44	36.97			
	25	10	6	3		8			9	8			2		4	8.375	
	26	75	26	47	2	75	25	1	73	73	1	7	47	39.76	7	6.000	
	27	110	12	97	1	108	3	1	109	108	2	2	89	38.35	3	6.333	
	28	35	12	19		34			31	31	2	12	17	34.88	5	4.020	
	29	31	5	24	2	31	1	1	29	29		11	23	33.91	4	5.000	
	30	31	14	17		30			31	31	1	4	17	32.82	3	6.800	
	32	30	11	19		29	3		30	30		1	16	37.00	5	7.600	
5	1	3	1	2		3			3	3							
	2	16		14		12			14	14			14	45.28			
	5	2				2			2	2							
	7	22		22		22	10	10	22	22	4		22	28.13			
	11	12		12		12	10	10	12	12	2		12	27.16			
	12	10		10		8	8		10	8			8	23.75			
	13	90		85	3	88	56	7	85	83	4	1	83	31.90			
	15	1															
	16	153		150		144	27		153	151	12		143	38.53			
	17	113	3	108	1	113	74		111	111	2	1	107	30.50	2		
	18	154	2	129	22	153	71		131	131	15	1	148	32.95			
	19	85	7	68	5	85	43	1	75	75	4		70	35.07	1		
	20	23		22		14			22	21	4		19	32.00			
	21	75	1	74		74	4		75	75	7		72	42.88			
	22	121	3	109	2	116	60	9	112	110	9	1	105	31.57			
	23	33		33		31	8		33	33	2		33	36.30			
	25	12		10	2	11	3	3	10	10			10	61.00			
	28	3				3											
	31	74	5	63	4	73	22	2	68	67	4		63	35.41			
	32	41	1	39	1	41	24	3	40	40	1		40	35.42			
	33	27	2	25		26	10		27	27	1		24	40.12	1		
	34	62	2	52	2	61	11		60	60	1		53	41.67	5	11.800	
	35	12		10		12			12	12			10	63.00	1		
	38	28	2	17	3	26	15		23	22	2		19	28.89	1		
	39	139	8	131		134	37		139	134	7	2	127	37.54	4	7.125	
	40	7		7		7	4	2	7	7			7	37.14			
	41	15	9	6		14	1		15	15			6	41.00	4	6.000	
	42	29	1	27	1	29	9	1	28	28	2		28	39.07			
	43	24	8	16		24	11	8	24	24	2		16	34.50	5	3.800	
	45	50	5	44	1	46	12		49	47	5		42	34.52	1		
	46	38	11	26		34	8		37	36			26	30.92	5	4.740	
	47	32	14	18		30	7		32	32	1		18	36.94	12	6.166	
	48	86	31	48	7	86	16		79	79	5	1	55	43.81	15	6.253	
	49	29	8	21		27	9		29	29			20	43.25	1		
	50	75	6	65	4	73	9	4	71	71		1	69	45.62	3	14.000	
6	1	44	27	17		44	1		44	44			16	49.68	8	11.725	
	2	11	4	7		11	2		11	11	2		6	54.33	1		
	3	38	15	23		37	5		38	38			23	42.13	4		
	4	25	12	13		24	5	4	25	25			13	36.07	3	7.250	
	5	61	26	33	1	61	3		59	57	3		34	37.32	7	6.666	
	6	29	15	12		29			27	27			11	34.27	7	7.857	
	7	54	12	39	3	52	16		51	49	1	1	42	45.88	9	5.111	
	8	31	11	20		30	1	1	31	29			20	31.85	3	7.000	
	10	71	23	47	1	68	3		70	68	2		45	32.26	10	5.650	
	12	34	7	26		34	8	4	33	33	1		25	29.40	2		
	13	48	8	39		47	6	6	47	47	1		38	30.28	1		
	14	8	1	6		8			7	7			5	30.80	1		
	17	100	23	71	6	98	27	23	94	94	5		71	28.62	4	5.500	
	20	11		10		11			11	11			9	43.66			
	21	11	1	11		11	7		11	11	1		10	46.00			
	28	13		13		13			13	13			12	34.83			
	31	2				2											
	33	2				2											
	34	2				2											
7	1	121	62	57	2	119	3	1	119	118			53	40.60	40	6.475	
	2	103	46	55		101	2	2	101	100			55	34.16	19	6.763	
	3	76	34	42		76	6		76	76			42	34.14	22	5.811	
	4	52	30	21		50	1	1	51	49			20	44.30	23	5.413	
	5	49	30	18		48	3		48	47	2		17	41.23	20	5.250	
	6	79	36	42	1	79	1		78	77			42	32.40	27	6.300	
8	1	15	3	12		15	3		15	15			11	38.63			
	2	3		1		3			3	3			1				
	3	101	25	76		100	3		101	100			73	32.79	2	8.450	
	4	73	28	45		73	3		73	73			43	35.97	12	6.958	
	5	97	41	56		96	2	2	97	97			52	36.09	22	6.745	
	6	82	23	59		82	4		82	81			54	31.77	12	5.458	
	7	35	35	47		81	5	3	82	82			46	35.56	17	5.888	
	8	30	10	20		27	2		30	28			17	34.64	1		
	9	62	28	34		57			62	59			30	36.23	3	9.500	

¹For renter - occupied dwelling units and vacant nonseasonal not dilapidated units, for rent.²For owner - occupied dwelling units and vacant nonseasonal not dilapidated units, for sale only.

Table 3.—CHARACTERISTICS OF HOUSING FOR CENSUS TRACTS, BY BLOCKS: 1950—Con.

Census tract	Block	All dwelling units by occupancy and tenure					All dwelling units by condition and plumbing facilities			Occupied dwelling units				Contract monthly rent ¹		Value ² of one-dwelling-unit structures	
		Total	Owner occupied	Renter occupied	Vacant non-seasonal not dilap., for rent or sale	Other vacant and non-resident	Number reporting	No private bath or dilap.	No running water or dilap.	Total	Persons per room		Occupied by non-white	Number reporting	Average monthly rent (dollars)	Number reporting	Average value (dollars)
											Number reporting	1.51 or more					
16	7	63	25	38					63	63	1		38	32.57	4	6,875	
	8	47	21	26					47	44			24	44.00	1	6,444	
	9	23	10	13		3			23	21			10	36.10	1		
	10	58	16	39					58	53			34	38.91	4	7,700	
	11	47	4	41		2			47	45			39	34.46	2		
	12	15	1	14				1	15	15		1	13	24.23	1		
	13	19	1	18				3	19	19			18	35.51	1		
	14	7	2	5					7	7			5	19.00	1		
	15	26	9	17				1	26	25			16	31.43	1		
	16	33	7	25		1			33	32		1	19	28.42	1		
	17	51	17	32	1	1			49	49		2	28	28.50	2		
	18	31	11	20					31	31			18	27.94	1		
	19	10	1	9				3	10	10		1	7	23.14	1		
	20	51	16	35					51	51		1	33	25.93	1		
	21	57	7	47		3			54	54		2	47	23.00	1		
	22	1						14									
17	1	1															
	2	47	28	19					47	47			17	36.82	16	6,625	
	3	54	27	27				3	54	54			24	31.66	13	6,692	
	4	64	33	31				1	64	63			29	39.06	15	6,566	
	5	5	3	2					5	5			1				
	6	44	22	22					44	44			19	32.00	13	6,361	
	7	8	5	3				1	8	8			3	25.00	3	5,333	
	8	48	15	32	1			3	47	47			29	35.58	6	6,500	
	9	50	28	22					50	50			21	31.23	11	6,763	
	10	66	17	49				1	66	66		3	49	42.10	8	7,300	
	11	53	18	33		2		4	51	51			33	33.63	7	8,428	
	12	63	22	40		1		3	62	62		3	38	35.15	8	6,687	
	13	70	19	50		1		8	69	69		1	49	34.61	3	4,666	
	14	17	6	11				1	17	17			11	35.27	1		
	15	14	3	11				2	14	14			11	29.36			
	16	21	7	14				1	21	21			13	26.00	4	7,875	
	17	16	8	7				1	15	15			7	25.42	7	7,857	
	18	50	11	38		1		2	49	49		2	36	25.22	3	7,833	
	19	100	33	66		1		17	99	99			67	30.01	12	6,375	
	20	83	24	57	1	1		15	81	81		1	57	27.73	3	7,000	
	21	67	23	42	2			7	65	64		2	44	31.04	8	6,062	
	22	19	8	10		1		3	18	18		1	9	27.00	5	7,500	
	23	1															
	24	71	18	50		3		19	68	68		6	48	25.66	5	7,320	
	25	35	15	20				2	35	35		1	20	26.70	6	7,483	
18	1	15	14		1			1	14	14					14	11,157	
	2	47	20	23	3	1		1	43	43			23	102.56	20	10,480	
	3	4	4						4	4					4	10,700	
	4	28	7	17	3	1		1	24	24			19	106.84	7	9,328	
	5	3	2	1					3	3			1		2		
	6	15	13	2				2	15	15			2		13	7,084	
	7	16	15	1				3	16	16			1		14	7,978	
	8	7	4	3				3	7	7			3		3	9,000	
	9	20	17	3					20	20			3	91.66	16	10,625	
	10	24	24						24	24					23	10,976	
	11	27	26	1					27	27			1		25	11,180	
	12	32	30		1	1			32	30			30	11.66	30	11,666	
	13	38	36	2					38	38			2		35	10,914	
	14	47	45	2					47	47			2		45	11,177	
	15	31	24	6	1			1	30	30		1	7	36.00	22	11,090	
	16	26	22	4					26	26			3	44.33	21	10,271	
	17	58	39	19				2	58	58		1	19	46.78	35	11,228	
	18	44	10	34				4	44	44			9	51.77	25	10,920	
	19	44	6	37		1			43	43			7	68.57	34	10,008	
	20	19	16	3				2	19	19			3	56.66	14	9,392	
	21	1															
	22	63	50	8	5				58	58			8	49.50	47	10,131	
	23	14	13		1			1	13	13			1		12	8,875	
	24	31	15	16					31	31			14	47.50	9	10,666	
	25	5	2	3					5	5			3	34.33	2		
	26	11	10	1					11	11			1		10	10,400	
	27	20	14	6					20	20			5	56.20	11	17,909	
	28	25	24		1			1	24	24					24	9,550	
	29	1															
	30	28	25	3					28	28			3	93.33	22	9,409	
	31	13	11	2					13	13			1	54.09	2		
	32	12	6	6					12	6			3	63.33	2		
	33	72	46	26				1	72	72			25	49.20	39	9,666	
	34	83	63	19		1		3	82	77			17	65.29	55	9,220	
	35	35	32	3				2	35	31					30	9,616	
	36	33	33						33	31					29	8,944	
	37	7	5	2					7	7			2		4	8,250	
	38	7	7						7	7					7	7,142	
	39	7	6	1					7	7		1	1		6	9,083	
	40	123	1	119	2	1		1	120	120			119	53.06	1		

¹For renter - occupied dwelling units and vacant nonseasonal not dilapidated units, for rent.
²For owner - occupied dwelling units and vacant nonseasonal not dilapidated units, for sale only.

HOUSING—BLOCK STATISTICS

Table 3.—CHARACTERISTICS OF HOUSING FOR CENSUS TRACTS, BY BLOCKS: 1950—Con.

Census tract	Block	All dwelling units by occupancy and tenure					All dwelling units by condition and plumbing facilities			Occupied dwelling units			Contract monthly rent ¹		Value ² of one-dwelling-unit structures		
		Total	Owner occupied	Renter occupied	Vacant non-seasonal not dilap., for rent or sale	Other vacant and non-resident	Number reporting	No private bath or dilap.	No running water or dilap.	Total	Persons per room		Occupied by non-white	Number reporting	Average monthly rent (dollars)	Number reporting	Average value (dollars)
											Number reporting	1.51 or more					
18	51	1															
	52	1															
	53	4	3	1					4	4			1		3	8.000	
	54	10	9	1					10	10			1		8	8.437	
	55	16	16				1		16	16					16	6.693	
	56	4	3	1					4	4			1		3	7.000	
	57	9	8	1					9	9			1		8	6.875	
	58	4	4						4	4					4	8.125	
	59	2							2	2							
	60	4	4						4	4					4	9.250	
	61	10	9	1					10	10			1		9	6.944	
	62	1							1	1							
	63	1							1	1							
	64	1							1	1							
	65	2							2	2							
	66	5	4			1			5	4					4	9.750	
	67	12	10	2			1	1	12	12					6	9.500	
	68	19	18		1				19	18					17	9.482	
	69	14	12	1	1				14	13			1		12	9.250	
	70	29	25	3	1				29	28			2		25	9.000	
71	4	4						4	4					4	8.750		
90	5	1	4					5	5				4	1	3.175		
91	2	2						2	2				3	1	4.066		
92	5	3	1					5	4				1	2			
93	4	3						4	4								
94	2							2	2								
95	1	3	1					4	4				1	3	8.666		
96	4							4	4								
97	1							1	1								
19	1	3		3				3	3								
	2	8	1	4		3		8	5				7		1		
	3	17	15	3		1		16	16				15	1	10	6.866	
	4	3	3					3	3								
	5	5	5					5	5								
	6	0	0					0	0								
	7	8	8					8	8								
	8	9	9					9	9								
	9	10	10					10	10								
	10	3	3					3	3								
	11	3	3					3	3								
	12	7	5	3		1		7	5				3	3	3	9.765	
	13	9	9					9	9								
	14	2	2					2	2								
	15	9	9					9	9								
	16	7	7					7	7								
	17	7	7					7	7								
	18	9	9					9	9								
	19	4	4					4	4								
	20	2	2					2	2								
20	2	35	31	4				35	35								
	4	73	65	8		2		71	70				4	3	2	10.240	
	5	85	78	7				84	84						10	8.630	
	6	45	42	3		1		45	44			1		3	8.700		
	7	44	44					44	44						11	7.700	
	8	50	49	1				50	50						11	8.000	
	9	55	55					55	55						16	9.318	
	10	30	30					30	30						13	8.666	
	11	37	37					37	37						5	8.158	
	12	77	77					77	77						5	8.555	
	13	78	78					78	78						4	8.348	
	14	48	48					48	48						4	8.555	
	15	87	87					87	87						3	9.650	
	16	97	97					97	97						3	9.650	
	17	161	118	42		1		155	160						4	9.755	
	19	25	21	4				25	25						4	8.555	
	20	33	28	5				31	33						5	8.555	
	21	112	87	25				108	112						2	11.099	
	22	55	48	7				51	55						7	8.650	

¹For renter-occupied dwelling units and vacant nonseasonal not dilapidated units, for rent.
²For owner-occupied dwelling units and vacant nonseasonal not dilapidated units, for sale only.

Table 3.—CHARACTERISTICS OF HOUSING FOR CENSUS TRACTS, BY BLOCKS: 1950—Con.

Census tract	Block	All dwelling units by occupancy and tenure					All dwelling units by condition and plumbing facilities			Occupied dwelling units			Contract monthly rent ¹		Value ² of one-dwelling-unit structures		
		Total	Owner occupied	Renter occupied	Vacant non-seasonal not dilap., for rent or sale	Other vacant and non-resident	Number reporting	No private bath or dilap.	No running water or dilap.	Total	Persons per room		Occupied by non-white	Number reporting	Average monthly rent (dollars)	Number reporting	Average value (dollars)
											Number reporting	1.51 or more					
20	23	65	53	12			62	2		65	65		12	49.41	42	9,795	
	24	49	20	29			49	1	1	49	49		26	44.61	17	10,094	
	25	45	33	12			44			45	45		12	48.33	25	10,180	
	26	57	35	22			56	3	2	57	57		21	55.47	21	12,809	
	27	46	19	26	1		46	3		45	45		27	47.25	12	10,250	
	28	44	18	26			44			44	44		24	39.50	11	8,772	
	29	49	31	17	1		48	3	1	48	47		16	43.12	16	9,281	
	30	39	26	13			38	1		39	39		13	42.23	19	13,578	
	31	55	37	18			55	5		55	55	1	18	58.50	24	12,875	
	32	97	53	44			96	3		97	96		44	54.61	31	10,983	
	34	32	19	13			31			32	32		13	51.92	9	16,111	
	35	30	15	15			30	3		30	30		15	56.73	9	13,833	
	36	51	8	43			51			51	50	2	40	58.20	4	24,750	
	37	9	6	3			9			9	9		3	56.66	5	15,900	
	38	3	3				3			3	3		3		3	19,333	
	39	57	19	35		3	52	1		54	53		35	64.60	8	14,562	
	21	1	57	33	23		54			56	54	1	18	66.72	24	14,479	
		2	47	37	10		43			47	45		10	61.00	32	13,656	
3		43	31	11		41			42	41		9	68.77	25	11,720		
4		103	84	18	1	99			102	101		18	53.44	64	12,456		
5		89	45	44		86		2	89	87		42	56.83	36	9,625		
6		59	45	14		53			59	56		14	49.14	36	10,958		
7		59	47	12		57			59	59	1	11	65.00	37	12,621		
8		48	20	28		44			48	47	1	27	62.03	7	13,285		
9		33	12	20	1	25		2	32	29	1	18	53.00	5	13,400		
10		82	2	79		67		1	81	79	1	74	91.89	1			
11		39	15	24		38			39	39		23	65.34	5	10,580		
12		36	25	11		36			36	36	1	11	55.18	17	9,500		
13		33	9	23	1	31	5		32	32		21	60.90	3	12,333		
14		44	20	24		43	4	4	44	44	1	24	45.95	10	9,650		
15		38	15	23		35	2		38	38		23	47.82	5	10,600		
16		61	45	16		55	1		61	60		16	47.50	34	11,758		
17		62	38	24		61	1	1	62	62	1	23	46.82	26	9,250		
18		37	31	6		37			37	37	1	6	39.00	26	9,319		
19	145	131	13	1	143	3	3	144	140	2	12	48.08	112	8,472			
20	94	88	6		94	3	3	94	93		6	46.66	76	8,813			
21	39	23	15		31	1	1	38	37	1	14	51.42	13	9,500			
22	47	37	10		44			47	46		10	54.50	30	9,833			
23	55	39	16		51			55	54		15	49.46	34	9,911			
24	40	25	15		39			40	40		14	62.35	19	10,368			
22	1	13	9	4		13			13	13		4	43.75	4	9,750		
	2	56	14	42		56	4	4	56	55		38	44.31	5	10,400		
	4	47	32	15		47			47	46	1	13	46.84	25	10,240		
	5	30	23	7		30			30	30		7	43.28	15	11,700		
	6	84	42	42		77			84	78		37	61.35	21	11,000		
	7	116	48	68		112	16	4	116	111	1	60	45.15	28	10,035		
	8	20	9	11		20			20	18		11	52.00	5	10,000		
	9	36	15	21		36			36	36	1	21	47.33	9	11,144		
	10	60	12	48		59			60	60	1	44	47.15	3	8,000		
	11	38	24	14		37			38	36		12	43.91	16	11,406		
	12	58	25	33		58	5	1	58	58		32	45.03	14	9,221		
	13	55	38	16		55	4		54	54		16	45.43	25	9,280		
	14	49	35	14		47	5	3	49	47		12	47.66	22	10,931		
	15	34	28	6		34	4		34	34		3	54.33	25	8,592		
	16	30	20	9		30			29	29		9	40.33	11	8,545		
	17	30	21	9		30	2		30	30	1	8	34.37	18	7,222		
	18	1															
	19	46	27	19		40	1	1	46	43		15	37.33	14	8,964		
20	24	17	7		21			24	21		6	41.16	14	8,535			
21	16	9	7		10	1	1	16	12		2		4	8,000			
22	44	32	12		37			44	38		12	41.16	17	8,911			
23	11	1	13		22	1	1	24	24		12	34.25	5	7,900			
24	41	19	22		36	2	2	41	38		21	40.61	9	17,777			
25	39	15	24		39			39	38		24	46.20	6	8,500			
26	32	19	12		32	5		31	30		12	44.08	12	8,125			
27	41	10	31	1	41			41	41		30	44.96	8	7,125			
28	38	22	14		38	4		36	36	1	14	47.64	13	8,730			
29	31	14	17		31	1	1	31	31	1	17	44.35	9	8,222			
30	26	12	14		26	6	4	26	24	2	14	43.00	4	7,125			
31	41	21	18	2	39	2		39	39		20	45.50	14	7,857			
23	1	246	9	235	1	243	3	2	244	244	4	224	47.83	4	10,000		
	2	3	1	2		3			3	3		2		1			
	3	30	13	15		30			28	28		15	34.13	9	6,833		
	4	75	24	50	1	75			74	72		49	39.81	17	8,500		
	5	46	26	20		45			46	46		18	37.61	16	8,262		
	6	53	30	23		49			53	52		22	44.04	14	8,107		
	7	67	36	30		67	15	15	66	64	3	30	38.43	23	7,652		
	8	51	26	25		50			51	50	1	23	43.34	16	8,200		
	9	73	30	40	2	71	14	8	70	68	1	41	44.63	17	8,323		
	10	87	30	57		86	5		87	86	1	54	46.18	15	9,433		
	11	48	27	21		46	3	1	48	48	1	19	40.10	11	7,909		

¹For renter-occupied dwelling units and vacant nonseasonal not dilapidated units, for rent.
²For owner-occupied dwelling units and vacant nonseasonal not dilapidated units, for sale only.

Table 3.—CHARACTERISTICS OF HOUSING FOR CENSUS TRACTS, BY BLOCKS: 1950—Con.

Census tract	Block	All dwelling units by occupancy and tenure					All dwelling units by condition and plumbing facilities			Occupied dwelling units			Contract monthly rent ¹		Value ² of one-dwelling-unit structures		
		Total	Owner occupied	Renter occupied	Vacant non-seasonal not dilap., for rent or sale	Other vacant and non-resident	Number reporting	No private bath or dilap.	No running water or dilap.	Total	Persons per room	Occupied by non-white	Number reporting	Average monthly rent (dollars)	Number reporting	Average value (dollars)	
26	1	9	1	8					9	9							
	2	36	15	21					36	36							
	3	69	33	34					67	67							
	4	117	24	69					113	112							
	5	55	17	36					55	53							
	6	42	20	22					42	42							
	7	123	34	88					118	122							
	8	22	11	10					22	21							
	10	61	14	47					60	61							
	12	64	7	57					64	64							
	13	55	21	34					53	53							
	14	55	6	44					54	50							
	15	47	13	34					46	47							
	16	56	5	51					56	55							
	17	146	55	88					136	143							
	18	40	26	13					40	39							
	19	24	13	10					24	23							
	20	66	26	38					66	64							
	21	35	22	13					35	35							
	22	39	27	12					39	39							
	23	31	14	17					31	31							
	27	1	1														
		2	21	9	12				21	21							
		3	32	8	24				30	32							
		4	24	7	15				23	22							
		5	10	5	5				10	10							
6		35	2	22				33	35								
7		43	2	21				43	43								
8		40	3	34				40	39								
9		34	3	31				34	34								
10		47	1	46				47	47								
11		19	7	11				19	18								
12		39	13	26				39	39								
13		36	2	34				35	35								
14		9	5	4				9	9								
15		25	7	18				25	25								
16		42	2	40				42	42								
17		48	2	46				48	48								
18		33	3	30				33	33								
19		37	4	33				37	37								
20		44	1	43				44	44								
21		85	4	81				85	85								
22		22	4	18				22	22								
23		8	4	4				8	8								
24		90	2	88				90	90								
25		55	3	52				55	55								
26		49	2	47				49	49								
27	99	5	94				99	99									
28	57	18	39				55	57									
28	1	40	11	29				40	39								
	2	182	13	179				170	177								
	3	114	13	101				114	111								
	4	127	20	107				124	123								
	5	123	15	108				123	122								
	6	163	16	147				163	163								
	7	136	25	111				136	136								
	8	143	29	114				143	142								
	9	62	52	10				62	62								
	10	29	17	12				29	29								
	29	1	27	14	13				27	27							
		2	92	19	73				91	92							
		3	102	28	72				102	100							
		4	144	23	117				143	139							
		5	94	22	72				90	94							
		6	33	8	25				32	33							
		7	26	13	14				26	27							
		8	59	13	44				57	55							
		9	43	22	18				42	40							
		10	48	23	25				46	48							
		11	40	19	20				40	39							
		12	216	21	171				211	192							
		13	61	8	49				61	57							
		14	130	24	105				127	129							
		15	286	32	254				271	286							
		16	126	20	105				123	111							
17		261	37	217				260	254								
18		112	15	93				108	107								
19		89	17	67				84	82								
20		66	15	49				66	64								
21		95	8	86				95	94								

¹For renter - occupied dwelling units and vacant nonseasonal not dilapidated units, for rent.
²For owner - occupied dwelling units and vacant nonseasonal not dilapidated units, for sale only.

Table 3.—CHARACTERISTICS OF HOUSING FOR CENSUS TRACTS, BY BLOCKS: 1950—Con.

Census tract	Block	All dwelling units by occupancy and tenure					All dwelling units by condition and plumbing facilities			Occupied dwelling units			Contract monthly rent ¹		Value ² of one-dwelling-unit structures			
		Total	Owner occupied	Renter occupied	Vacant non-seasonal not dilap., for rent or sale	Other vacant and non-resident	Number reporting	No private bath or dilap.	No running water or dilap.	Total	Persons per room		Occupied by non-white	Number reporting	Average monthly rent (dollars)	Number reporting	Average value (dollars)	
											Number reporting	1.51 or more						
33	4	80	21	59														
	5	36	23	11	1	1												
	6	97	42	55														
	7	49	28	20	1													
	8	30	15	15														
	9	106	53	53														
	10	60	12	46		2												
	11	161	74	87														
	12																	
	13																	
	34	1	86	42	41	1	2											
2		68	31	34	3													
3		108	46	61	1													
4		80	36	44														
5		133	60	71		2												
6		75	32	43														
7		79	32	46	1													
8		131	74	55	1	1												
9		49	22	27														
10		78	55	21	1	1												
11		58	37	21														
12	184	62	122															
35	1	26	13	13														
	2	21	16	5														
	3	44	23	21														
	4	66	40	26														
	5	22	32	20														
	6	39	30	9														
	7	43	32	9														
	8	45	33	10		1												
	9	45	37	11	1													
	10	92	67	24		1												
	11	42	38	4		2												
12	29	25	2		1													
13	39	33	5															
14	24	19	5															
15	12	12																
16	50	22	28															
17	2																	
18	11	5	6															
36	1	9	8	1														
	2	14	14															
	3	40	26	13	1													
	4	31	23	8														
	5	47	29	18														
	6	46	32	14														
	7	58	45	13														
	8	61	46	14														
	9	81	58	23	1													
	10	15	6	9														
	11	27	16	11														
12	5	1	4															
13	18	8	10															
14	49	34	15															
15	31	23	7	1														
16	68	51	16		1													
17	43	26	17															
18	59	25	31		3													
19	19	16	3															
20	20	18	2															
21	41	34	6	1														
22	35	29	5		1													
23	35	26	8	1														
24	51	29	20	2														
25	108	63	44		1													
26	106	62	43	1														
27	102	82	20															
29	38	38																
30	65	62	2		1													
31	3	3																
32	30	28	2															
33	4	3	1															
35	7	7																
37	1	30	18	12														
	2	26	9	16	1													
	3	14	4	10														
	4	30	12	18														
	5	53	12	41														
	6	131	17	114														

¹For renter - occupied dwelling units and vacant nonseasonal not dilapidated units, for rent.
²For owner - occupied dwelling units and vacant nonseasonal not dilapidated units, for sale only.

Table 3.—CHARACTERISTICS OF HOUSING FOR CENSUS TRACTS, BY BLOCKS: 1950—Con.

Census tract	Block	All dwelling units by occupancy and tenure					All dwelling units by condition and plumbing facilities			Occupied dwelling units			Contract monthly rent ¹		Value ² of one-dwelling-unit structures		
		Total	Owner occupied	Renter occupied	Vacant non-seasonal not dilap., for rent or sale	Other vacant and non-resident	Number reporting	No private bath or dilap.	No running water or dilap.	Total	Persons per room		Occupied by non-white	Number reporting	Average monthly rent (dollars)	Number reporting	Average value (dollars)
											Number reporting	1.51 or more					
40	2	34	27	7					34	32			7	42.00	20	7.975	
	3	82	41	41					82	81			1	39.73	29	8.551	
	4	84	54	29	1				83	83	2		1	34.56	36	6.808	
	5	118	51	65	2				116	115	1		2	36.38	21	7.904	
	6	94	51	43					94	94			2	38.31	25	7.620	
	7	48	32	14		2			46	44				42.30	26	7.288	
	8	21	15	6					21	21				41.83	12	6.333	
	9	8	8						8	8					6	8.083	
	10	18	13	4	1				17	17				41.60	10	7.150	
	11	26	19	7					25	25				38.28	15	7.546	
	12	14	9	5					13	13	1			37.50	7	9.000	
	13	38	26	12					38	37				39.50	11	9.090	
	41	1	20	10	9				19	19				9	36.11	7	7.571
2		28	20	8		1		27	27				8	32.00	9	8.055	
3		23	17	6				23	23				6	46.83	10	7.500	
4		56	36	17		1		55	53	2			16	40.43	29	6.606	
5		21	14	7				18	21				7	39.28	11	6.863	
6		41	29	12				41	41				12	42.08	19	7.226	
7		64	32	31		1		62	63	1			25	42.28	20	8.350	
8		23	18	5				20	23				4	33.75	11	6.136	
9		15	9	6				15	15				6	35.33	6	5.966	
10		17	8	9				17	17				9	45.22	4	7.625	
11		42	18	24				40	42				23	37.52	8	6.062	
12		4	2	2				4	4				2				
13		44	20	24				44	44	1			22	37.36	5	6.020	
14		34	15	19				34	34				19	33.78	3	6.666	
16		42	19	23				39	42				22	27.86	10	5.450	
17		42	26	16				40	42				16	26.56	16	5.606	
18		51	23	28				50	51				26	28.57	13	5.923	
19		71	21	50				71	71				49	31.16	10	4.940	
20		60	26	34				59	60				34	32.85	8	6.662	
21		58	25	33				57	58				32	30.75	12	6.083	
22		43	23	20				43	43				18	40.83	12	6.458	
23		57	24	32		1		46	56				30	26.50	9	6.055	
24		51	15	36				43	51				35	31.11	5	6.000	
25		49	25	24				43	49				23	29.08	20	5.600	
42		1	41	17	24			40	41					24	37.45	9	6.500
	2	71	35	36			69	71				35	32.20	19	7.157		
	3	86	51	32		3		85	83			32	48.43	39	7.756		
	4	35	28	7				34	35			6	36.66	26	8.261		
	5	21	11	10				21	21			10	29.60	5	5.400		
	6	37	20	17				37	37			17	30.35	14	5.607		
	7	45	27	18				45	45			18	36.50	19	6.815		
	8	20	17	3				20	20			3	40.00	17	5.505		
	9	54	36	18				53	54			15	35.60	30	6.860		
	10	59	42	17				58	59			15	37.13	31	6.061		
	11	46	30	16				46	46			14	50.71	20	6.230		
	12	43	23	20				43	43			18	24.50	17	6.117		
	13	31	14	14	3	2		48	45			14	34.42	25	6.716		
	14	51	32	18		1		50	50			16	35.12	22	6.863		
	15	30	22	8				29	30			8	32.37	17	6.970		
	16	62	37	24				62	61			24	34.45	26	6.753		
	17	54	28	26		1		53	54			26	30.46	20	5.915		
	18	34	22	12				34	34			11	30.90	14	6.000		
	19	29	16	13				29	29			12	37.25	13	9.769		
43	1	81	28	51			76	79					49	30.22	6	6.500	
	2	50	15	35			41	50					28	22.89	2		
	3	36	9	27			32	36					22	25.59	4	5.250	
	4	8	8				8	8					8	33.50			
	5	72	9	62		1		68	71			6	29.10				
	6	54	18	36				53	54			3	29.33	8	5.125		
	7	57	19	37				54	56			3	25.17	5	6.400		
	8	63	14	49				59	63				40	23.12	3	4.333	
	9	67	17	48				63	65			1	41	24.75	4	4.875	
	10	38	10	28				38	38			1	22.07	2			
	11	34	11	23				34	34			2	20.82	7	3.571		
	12	25	11	13		1		25	24			3	24.57	3	4.000		
	13	23	8	17				23	23			3	19.56	3	4.666		
44	1	19	7	12			12	19					8	34.25	2		
	2	76	33	43			76	76					43	33.93	14	4.642	
	3	47	15	32			46	47				2	31.59	5	4.900		
	4	47	24	23			46	47				22	31.81	10	5.440		
	5	39	13	26			37	39				2	24.44	4	4.875		
	6	141	55	89			133	141				3	27.00	17	6.064		
	7	39	16	21			34	37				1	30.38	8	6.125		
	8	65	28	41		2		64	64			42	33.64	9	6.000		
	9	23	7	14			23	23				16	24.87	3	5.166		
	10	60	23	36		1		60	59			36	30.16	10	4.590		

¹For renter-occupied dwelling units and vacant nonseasonal not dilapidated units, for rent.
²For owner-occupied dwelling units and vacant nonseasonal not dilapidated units, for sale only.

Table 3.—CHARACTERISTICS OF HOUSING FOR CENSUS TRACTS, BY BLOCKS: 1950—Con.

Census tract	Block	All dwelling units by occupancy and tenure					All dwelling units by condition and plumbing facilities			Occupied dwelling units			Contract monthly rent ¹		Value ² of one-dwelling-unit structures	
		Total	Owner occupied	Renter occupied	Vacant non-seasonal not dilap., for rent or sale	Other vacant and non-resident	Number reporting	No private bath or dilap.	No running water or dilap.	Total	Persons per room		Number reporting	Average monthly rent (dollars)	Number reporting	Average value (dollars)
											Number reporting	1.51 or more				
47	30	18	8	10		18			18	18		10	341.0	2		
	31	10	8	2		10			10	10		2		7	7,285	
	32	19	9	10		19			19	19		2	41.77	4	9,750	
	33	43	25	18		42	3		43	43		18	46.05	11	14,681	
	34	77	49	28		77	3	1	77	77		26	32.34	26	7,238	
	35	52	27	23	2	52	9	6	50	50		23	371.7	12	7,458	
36	59	34	25		59	5		59	59		25	35.88	21	7,761		
48	1	45	25	19		41	1	1	44	44		19	347.8	13	9,807	
	2	50	27	23		49			50	50		22	283.6	14	9,050	
	3	71	44	27		70	2	1	71	71	1	23	38.86	24	8,266	
	4	49	40	9		46	3		49	47	1	9	44.00	32	8,125	
	5	38	29	9		38	1		38	38		9	37.44	20	8,040	
	6	40	26	14		40			40	40		13	46.61	18	7,555	
	7	32	23	9		31	3		32	32		9	36.77	19	7,500	
	8	47	33	14		47	1		47	47		13	42.07	25	6,780	
	9	64	42	22		64			64	64		21	37.52	29	8,689	
	10	44	31	13		43	1		44	44	1	13	42.84	29	7,637	
	11	71	48	23		71	1	1	71	71		20	41.00	34	7,294	
	12	55	37	18		55			55	55		16	31.56	28	7,517	
	13	69	44	25		68	5		69	69	1	25	32.92	25	6,760	
	14	94	52	42		94			94	94		40	35.50	29	6,427	
	15	41	22	19		41			41	41	1	16	35.56	9	7,055	
	16	14	9	5		14	2	1	14	14		5	32.80	5	6,800	
	17	45	25	20		45	2	1	45	45		20	39.60	18	7,333	
	18	54	29	25		54			54	54		25	41.32	17	7,823	
19	53	30	23		53			53	53	1	23	39.69	17	7,558		
20	47	31	16		47	6		47	47		15	42.40	22	7,659		
49	1	46	39	7		45			46	44		7	33.57	34	8,347	
	2	96	62	32		96	1		94	92	1	32	36.06	43	6,848	
	3	82	60	21	1	82	3	1	81	81		20	36.45	46	7,021	
	4	39	32	6		39	1		38	38		6	39.16	27	7,092	
	5	43	36	7		42			43	42		5	33.00	28	8,803	
	6	92	54	38		88	1	1	92	92	1	16	40.62	30	7,700	
	7	76	45	31		75	1		76	76	1	25	43.12	27	8,574	
	8	57	39	18		57	3		57	57		18	44.38	33	6,727	
	9	34	21	13		34			34	34		13	36.00	16	6,387	
	10	167	110	57		166	6	2	167	165	1	48	38.47	74	7,617	
	11	66	35	31		66			66	66	1	27	30.77	18	10,472	
	12	174	103	69	2	173	7	1	172	172	2	65	36.72	50	6,764	
50	1	69	58	11		69	3		69	69		11	48.54	49	9,142	
	2	58	48	8	2	57	3		56	55		7	45.57	46	11,352	
	3	69	56	12	1	69			68	68		13	47.53	49	9,561	
	4	68	56	12		68	2		68	68		12	54.25	45	9,006	
	5	80	50	30		77			80	77		28	38.39	28	7,171	
	6	36	22	14		35			36	36		14	50.14	11	6,409	
	7	74	41	33		73	5	5	74	73		33	49.33	21	6,500	
	8	55	37	18		55	2	2	55	54		17	46.76	24	6,754	
	9	29	16	13		29	3		29	29		12	34.25	9	6,944	
	10	22	11	11		22	2	3	22	22		11	56.81	4	6,750	
	11	66	38	26	2	66	2		64	64		27	40.62	22	6,522	
	12	62	33	29		59	1	1	62	58		26	40.57	16	8,156	
	13	73	44	29		70	4		73	71		27	37.62	28	7,121	
	14	96	49	46	1	95	5	3	95	95		46	34.26	29	6,282	
	15	44	17	25	2	44			42	42		26	33.90	5	8,500	
	16	23	13	10		23	2	2	23	23		10	33.16	11	6,818	
	17	56	39	17		54			56	54		14	39.35	27	7,018	
	18	64	42	22		64	21	21	64	64	1	21	31.66	31	6,338	
19	51	34	17		49	5	5	51	51		17	36.00	25	6,220		
20	40	23	17		38	7		40	36		16	33.68	16	7,531		
21	42	18	24		41	3	1	42	42		24	41.91	11	6,545		
22	46	17	29		44			46	45	1	28	42.28	10	6,350		
23	78	41	36		77	3		77	77		35	37.62	19	7,021		
51	1	100	56	43	1	99	4		99	97		43	40.02	34	8,920	
	2	17	10	7		15			17	16		7	44.71	6	10,000	
	3	51	28	22		51	3	3	50	50		21	41.19	15	9,600	
	4	43	21	22		43	8	5	43	43	1	22	48.40	11	9,681	
	5	81	33	45	2	75	22	17	78	74		44	39.50	17	7,617	
	6	84	29	54		80	1	1	83	82		53	42.43	19	5,047	
	7	49	32	17		49			49	49		17	42.76	16	5,587	
	8	53	34	19		53	3	3	53	53		19	47.31	18	6,305	
	9	48	30	18		48	6	6	48	48		17	39.17	23	5,504	
	10	54	28	25		53	1		53	53		24	30.70	13	5,130	
	11	22	8	13	1	21	9	8	21	21		13	37.53	6	7,450	
12	40	23	17		39			40	40		14	35.00	18	5,883		
13	46	25	21		46	12	12	46	46		20	36.90	19	5,815		
14	47	24	23		46	9		47	47		22	38.40	15	6,400		
16	20	13	7		18	1		20	20		6	68.3	6	8,250		
17	12	10	2		11	1		12	11		1		6	8,916		

¹For renter-occupied dwelling units and vacant nonseasonal not dilapidated units, for rent.
²For owner-occupied dwelling units and vacant nonseasonal not dilapidated units, for sale only.

HOUSING—BLOCK STATISTICS

Table 3.—CHARACTERISTICS OF HOUSING FOR CENSUS TRACTS, BY BLOCKS: 1950—Con.

Census tract	Block	All dwelling units by occupancy and tenure					All dwelling units by condition and plumbing facilities			Occupied dwelling units			Contract monthly rent ¹		Value ² of one-dwelling-unit structures		
		Total	Owner occupied	Renter occupied	Vacant non-seasonal not dilap., for rent or sale	Other vacant and non-resident	Number reporting	No private bath or dilap.	No running water or dilap.	Total	Persons per room		Occupied by non-white	Number reporting	Average monthly rent (dollars)	Number reporting	Average value (dollars)
											Number reporting	1.51 or more					
58	23	49	33	15		1		49					14	52.28	20	8,740	
	24	57	27	30				49	5	1			29	45.58	13	8,692	
	25	87	44	42	1			82	10			2	41	44.78	38	9,640	
	26	76	30	43	3			76	5	2			43	45.39	16	8,968	
	27	51	29	22				48	2				19	46.10	18	7,950	
	28	69	42	26	1			64	8		1		27	46.48	25	8,092	
	29	45	27	17	1			44	4				18	54.94	15	9,633	
	30	48	32	15	1			47	5				15	50.00	23	8,839	
	31	18	11	7				18					6	40.66	6	9,833	
	32	26	18	8				26					7	44.14	13	8,884	
	33	130	71	58		1		128	3				55	41.29	37	8,586	
	34	133	42	88	2	1		132	16	1			89	50.95	25	9,268	
59	1	30	23	7				30	3				7	48.57	16	8,187	
	2	65	42	23				63	4	1			22	42.45	22	8,718	
	3	41	27	14				41	2	1			14	35.50	19	8,594	
	4	153	75	78				147	20	2			76	41.23	39	8,907	
	5	66	22	42	1	1		65	20				42	40.80	2		
	6	50	22	27	1	1		49	15				27	42.66	9	8,111	
	7	43	18	24		1		43	13	12			24	37.08	10	9,900	
	8	76	32	43	1	1		75	7	7		1	39	42.33	16	7,937	
	9	8		8				8	5	1		1	8	34.50			
	10	64	24	38	1	1		64	26	25		2	38	49.21	14	6,085	
	11	26	16	8	2	2		26	2				10	34.00	11	5,163	
	12	124	41	76		6		123	25			1	75	39.38	15	7,066	
	13	63	31	29	1	2		60	9	4		1	27	30.62	20	6,100	
	14	56	34	21		1		53	13	5			20	34.70	25	10,020	
	15	45	27	17		1		42	6	2			16	39.62	14	9,500	
	16	40	22	18				35					18	44.94	12	7,066	
	17	1															
	18	61	24	37				59	16	16			34	37.05	5	6,260	
	19	44	19	24	1			42	21	21			25	32.04	10	6,380	
	20	21	5	14		2		19	11	11			12	34.16	4	6,000	
	21	53	33	18		2		52	23	23			17	37.70	29	5,924	
60	1	7	4	3				7					3	52.66	4	14,000	
	2	7	4	3				7					3	43.33	2		
	4	6	3	3				6	2	2			3	52.33	1		
	5	6	6	6				6					6	54.16			
	6	3	2	1				3					1		1		
	7	30	8	22				30					21	39.85	4	7,625	
	8	45	22	23				44	6	6			18	42.16	18	9,100	
	9	13	6	7				12					7	42.42	5	9,300	
	10		3					3							3	9,333	
	11	7	7					7							6	7,750	
	12	43	35	8				42	1	1			4	43.25	27	9,888	
	13	54	50	4				50					3	55.33	41	10,121	
	14	10	4	6				10					5	53.80	2		
	15	74	59	15				73	1	1			15	45.33	50	8,740	
	16	92	62	27	3			92	8	5			25	50.68	39	8,625	
	17	35	24	11				35					9	58.22	14	9,535	
	18	17	14	3				16					3	41.00	11	8,363	
	19	25	15	10				25					10	40.70	10	9,050	
	20	27	16	11				26	1	1			11	49.90	12	9,333	
	21	18	14	4				18					4	38.50	11	9,790	
	22	25	22	3				24					3	31.66	18	9,533	
	24	15	15					15							15	12,353	
	25	50	44	6				50					6	33.83	41	8,653	
	26	45	38	5	2			45	2				6	43.16	29	10,086	
	27	35	28	7				34					6	60.66	25	9,140	
	28	24	6	18				24					17	48.35	5	8,600	
	29	97	81	15		1		96					13	59.38	58	10,063	
	30	64	61	21	1	1		63	2				22	55.40	40	9,967	
	31	57	52	5				50					5	41.60	43	9,106	
	32	37	31	6				37					4	47.50	24	9,162	
	33	31	30	1				31					1		29	9,724	
	34	28	24	4				28					3	42.00	20	10,375	
	35	24	20	4				24					4	38.25	19	8,410	
	36	31	24	7				31	2	2			7	45.57	22	9,045	
	37	33	26	7				33					7	44.00	22	9,531	
	38	18	12	6				18	2	1			6	32.33	10	7,980	
	39	22	18	4				22					3	45.33	12	8,491	
	40	28	18	9		1		27	1				7	43.28	13	7,038	
	41	54	26	28				54					27	43.74	25	8,720	
	42	25	14	10	1			25					11	37.81	9	8,500	
	43	24	22	2				24					2		21	9,547	
	44	58	49	9				58					8	66.00	42	11,630	
	45	26	22	4				26					4	74.00	18	9,905	
	46	11	4	7				11					7	52.85	2		
	47	40	14	26				40	4	2			23	47.00	5	10,200	
61	2	18	18					17							17	10,229	

¹For renter - occupied dwelling units and vacant nonseasonal not dilapidated units, for rent.
²For owner - occupied dwelling units and vacant nonseasonal not dilapidated units, for sale only.

Table 3.—CHARACTERISTICS OF HOUSING FOR CENSUS TRACTS, BY BLOCKS: 1950—Con.

Census tract	Block	All dwelling units by occupancy and tenure					All dwelling units by condition and plumbing facilities			Occupied dwelling units			Contract monthly rent ¹		Value ² of one-dwelling-unit structures			
		Total	Owner occupied	Renter occupied	Vacant non-seasonal not dilap. for rent or sale	Other vacant and non-resident	Number reporting	No private bath or dilap.	No running water or dilap.	Total	Persons per room		Occupied by non-white	Number reporting	Average monthly rent (dollars)	Number reporting	Average value (dollars)	
											Number reporting	1.51 or more						
61	3	28	25	3					28	28					23	11,465		
	4	15	13						15	15					11	11,681		
	5	22	22						22	22					17	11,517		
	6	30	30						30	29			3	6 33 33	32	11,891		
	7	48	41	7		1		2	47	48		1	6	5 4 5 50	38	9,689		
	8	38	29	9					38	38					36	9,876		
	9	90	79	11			2	1	87	85					74	10,716		
	10	73	66	7					70	68					53	9,567		
	11	38	33	5					38	38					31	11,080		
	12	79	73	6					71	79		1			70	9,735		
	13	11	9	2					11	11					7	11,000		
	14	37	32	5					37	33					22			
	15	11	11						11	11					22			
	16	15	13	2					14	14					13	10,576		
	17	84	74	10		1			84	84					67	9,861		
	18	9	9						9	9					21	13,116		
	19	31	27	4					30	31					16	11,285		
	20	47	41	6					48	47					38	12,073		
	21	14	11	3					13	14					9	7,333		
	22	10	9	1					10	10					8	9,500		
	23	43	32	11					43	43			10	4 6 4 0	21	11,166		
	24	29	16	13					29	28			13	5 2 7 6	14	11,071		
	25	36	35	1					36	35			1		34	11,547		
	26	16	16						16	16					16	12,343		
	27	28	19	9					28	28			9	5 0 5 5	12	10,666		
	28	89	86	3					89	89			3	6 1 5 6	82	12,740		
	62	1	97	57	38	2			96	93					37	4 6 5 6	32	8,984
		2	63	25	38				62	63					35	4 2 7 4	13	9,076
3		104	15	89				104	104		1			84	4 8 8 6	9	9,333	
4		29	7	22				29	29					6	3 9 6 6	20	8,828	
5		29	22	7				29	29					7	4 4 2 8	16	9,137	
6		44	19	25				44	44					23	5 3 7 3	8	9,487	
7		74	35	39				71	74					36	4 3 9 7	16	6,750	
8		60	44	16				59	60		2			14	4 8 6 4	35	11,300	
9		41	16	24				38	40					22	4 9 0 9	13	9,807	
10		41	32	9		1		39	41					8	5 0 3 7	26	10,230	
11		45	19	26				45	45					25	5 1 4 4	8	9,875	
12		38	20	18				38	37					17	5 2 1 1	13	13,769	
13		68	44	23		1		66	67					12	4 1 5 8	39	11,744	
14		53	45	8				52	53					37	5 1 5 0	37	9,753	
15		101	75	26				100	101					22	5 2 3 3	58	12,077	
16		111	77	32		2		111	109					30	4 9 4 6	60	11,076	
17		77	74	3				75	77					33	7 1 6 6	70	9,971	
18		51	37	14				51	50					14	5 3 1 4	27	10,018	
19		37	32	4		1		37	36					4	6 6 2 5	28	9,928	
20		75	74	1				73	75						70	10,000		
21		90	81	8				90	89					8	6 0 0 0	73	9,584	
22		26	23	3		1		26	26					8		19	9,947	
63		1	66	18	47		1	65	7	65	65				46	4 6 0 0	7	9,785
		2	116	41	72		3	107	21	113	113				70	4 5 6 1	21	8,500
		3	69	27	41			67		68	67				41	4 7 7 8	11	13,227
		4	42	27	11			40		38	38				9	5 2 5 5	19	11,526
		5	92	66	26			91		92	92		1		24	6 2 8 7	46	9,867
		6	70	62	6			68		68	67				55	5 3 0 0	53	10,752
	7	59	52	7		2	57		59	54				5	4 2 8 0	40	11,012	
	8	91	75	16			90		91	91				14	4 8 1 4	61	9,436	
	10	23	9	14			23		23	23				3	3 6 4 6	67	6,928	
	11	20	14	6			20		20	20				5	4 9 2 0	12	6,750	
	12	44	31	13			43		44	44				12	4 5 9 1	26	6,934	
	13	153	87	64			153		151	151				64	4 1 7 0	57	6,805	
	14	67	38	28		1	66		66	66				22	5 4 1 1	22	9,972	
	15	68	39	27			67		66	66				26	5 2 8 0	22	9,054	
	16	36	26	10			36		36	36				10	5 6 3 0	22	9,886	
	17	32	26	6			29		32	28				4	4 5 0 0	20	10,475	
	18	43	22	21			43		43	42				21	4 7 6 1	16	9,812	
	19	42	19	22			41		41	41				22	4 5 7 7	10	9,220	
	20	56	25	31		1	56		56	55				31	4 6 2 5	9	10,500	
	21	41	32	9			41		41	41				9	4 3 4 4	20	12,400	
	22	57	39	16		2	56		55	55				16	4 8 5 6	29	10,520	
	23	49	39	9			48		48	48				9	5 3 2 2	38	9,742	
	24	25	23	2			25		25	25				2		22	12,704	
	25	30	28	1			30		29	28				1		27	13,611	
	26	28	22	6			28		28	28								
	27	20	13	5		1	19		18	18					5	4 4 0 0	12	10,250
	28	16	15				15		15	14						15	19,466	
	64	1	60	34	23	2	1	60	5	57	57		1	3	24	3 6 8 7	25	6,940
2		82	34	44			81	5	78	78				47	3 8 1 9	24	5,908	
4		27	15	12			27	2	27	27				12	3 0 3 3	12	5,850	
5		71	37	33			71	5	70	70				33	3 7 9 3	29	7,275	
6		72	41	29		1	72		70	70				33	3 6 6 4	34	6,426	

¹For renter - occupied dwelling units and vacant nonseasonal not dilapidated units, for rent.
²For owner - occupied dwelling units and vacant nonseasonal not dilapidated units, for sale only.

HOUSING—BLOCK STATISTICS

Table 3.—CHARACTERISTICS OF HOUSING FOR CENSUS TRACTS, BY BLOCKS: 1950—Con.

Census tract	Block	All dwelling units by occupancy and tenure					All dwelling units by condition and plumbing facilities			Occupied dwelling units			Contract monthly rent ¹		Value ² of one-dwelling-unit structures		
		Total	Owner occupied	Renter occupied	Vacant non-seasonal not dilap., for rent or sale	Other vacant and non-resident	Number reporting	No private bath or dilap.	No running water or dilap.	Total	Persons per room		Number reporting	Average monthly rent (dollars)	Number reporting	Average value (dollars)	
											Number reporting	1.51 or more					Occupied by non-white
83	13	3	3	7		3			3	3					3	8,833	
	14	16	9	4		16			16	16			285.7	3	7,000		
	15	4	4	4	1	4			4	4			350.0				
	16	4	4	4		4			4	4			480.0	1			
	17	4	4	4		4			4	4			480.4				
	18	7	7	7		7			7	7			480.0				
	19	7	7	7		7			7	7	1		477.9		4	8,000	
	20	16	16	16		16			16	16					12	6,850	
	21	10	10	10		10			10	10					2		
	22	6	6	6		6			6	6				356.6	3	9,833	
	23	5	5	5		5			5	5				226.6			
	24	10	10	10		10			10	10				273.3	2	10,300	
	25	10	10	10		10			10	10				387.5	3	7,000	
	26	14	14	14		14			14	14	1			344.0	1	7,891	
	27	10	10	10		10			10	10					7	7,742	
	28	19	19	19		19			19	19					18	8,244	
	29	10	10	10		10			10	10							
	30	10	10	10		10			10	10	1						
	31	19	19	19		19			19	19							
	32	9	9	9		9			9	9							
	33	4	4	4		4			4	4		3			4	6,375	
	34	8	8	8		8			8	8							
	35	2	2	2		2			2	2							7,600
	36	1	1	1		1			1	1	1				2	8,147	
	37	4	4	4		4			4	4	4				1	7,383	
	38	4	4	4		4			4	4							
	39	1	1	1		1			1	1							7,000
	40	6	6	6		6			6	6							
	41	4	4	4		4			4	4	1				1	9,323	
	42	7	7	7		7			7	7							
	43	10	10	10		10			10	10							
	44	15	15	15		15			15	15							
	45	7	7	7		7			7	7							
	46	15	15	15		15			15	15							
	47	8	8	8		8			8	8							
	48	5	5	5		5			5	5							
	49	4	4	4		4			4	4							
	50	7	7	7		7			7	7							
	51	10	10	10		10			10	10							
	52	4	4	4		4			4	4							
	53	18	18	18		18			18	18							
	54	7	7	7		7			7	7							
	55	2	2	2		2			2	2							
	56	3	3	3		3			3	3							
	57	3	3	3		3			3	3							
	58	15	15	15		15			15	15							
	59	13	13	13		13			13	13							
	60	18	18	18		18			18	18							
	61	18	18	18		18			18	18							
	62	3	3	3		3			3	3							
	63	26	26	26		26			26	26							
	64	20	20	20		20			20	20							
	65	5	5	5		5			5	5							
	66	2	2	2		2			2	2							
	67	4	4	4		4			4	4							
	84	1	21	14	7		21			21	21					9	10,666
		2	40	31	8		40			40	40					23	9,952
		3	29	29	6		29			29	29	1				24	9,733
		4	30	30	8		30			30	30					24	8,666
		5	33	33	5	1	33			33	33		1			29	8,544
		6	30	30	7		30			30	30					28	8,410
		7	30	30	7		30			30	30					19	7,015
		8	27	27	3		27			27	27					27	9,948
9		37	37	5		37			37	37					29	8,679	
10		53	41	11	1	53			53	53					33	9,312	
11		58	49	9		58			58	58							
12		57	42	14		57			57	57							
13		52	29	23		52			52	52							
14		50	28	22		50			50	50							
15		28	17	11		28			28	28							
16		37	25	12		37			37	37							
17		27	16	10		27			27	27							
18	39	27	12		39			39	39								
19	39	30	9		39			39	39								
20	46	33	13		46			46	46								
21	59	38	20		59			59	59								
22	41	35	6		41			41	41								
23	42	31	11		42			42	42								
85	2	19	10	3		19			19	19					5	17,800	
	3	4	2			4			4	4					1		
	4	4	2			4			4	4							
	5	7	3	1		7			7	7							
	6	4	3			4			4	4							
	7	5	2	1		5			5	5							
	8	2	2			2			2	2							

¹For renter—occupied dwelling units and vacant nonseasonal not dilapidated units, for rent.
²For owner—occupied dwelling units and vacant nonseasonal not dilapidated units, for sale only.

Table 3.—CHARACTERISTICS OF HOUSING FOR CENSUS TRACTS, BY BLOCKS: 1950—Con.

Census tract	Block	All dwelling units by occupancy and tenure					All dwelling units by condition and plumbing facilities			Occupied dwelling units			Contract monthly rent ¹		Value ² of one-dwelling-unit structures	
		Total	Owner occupied	Renter occupied	Vacant non-seasonal not dilap., for rent or sale	Other vacant and non-resident	Number reporting	No private bath or dilap.	No running water or dilap.	Total	Persons per room		Number reporting	Average monthly rent (dollars)	Number reporting	Average value (dollars)
											Number reporting	1.51 or more				
85	8	2														
	9	5	4	1		5			5	5		1		3	20.666	
	10	3				3			2	2				2		
	12	5	4	1		5	2		5	5		1		3	17.333	
	13	4	3			4			3	3				3	18.333	
	14	13	10	2		12	2		12	12		2		8	9.875	
	15	11	11			11			11	11				11	11.545	
	16	1														
	17	15	11	3	1	15	2		14	14		3	51.00	8	8.912	
	18	21	13	5	1	21			18	18		5	63.00	9	8.388	
	19	2														
	20	7	7			7			7	7		1		6	10.333	
	21	18	7	10		18		1	17	17		10	59.50	3	9.333	
	22	6	3	3		6			6	6		3	75.00	1		
	23	11	3	2		11		6	5	5		2		3	6.333	
	24	17	8	7	1	17	4	2	15	15	1	7	51.14	5	8.040	
	25	1														
	26	3	3			3			3	3				2		
	27	6	4	2		6			6	6				2		
	28	21	15	6		21	4		21	21		6	49.00	12	10.125	
	29	42	32	9		40	1	1	41	41	2	6	41.00	25	8.100	
	30	38	30	8		38	2		38	38		8	39.50	23	8.847	
	32	1														
	33	18	12	6		18	1		18	18		6	49.16	8	8.250	
	34	12	4	8		11			12	12		8	50.50	3	9.333	
	35	20	11	8	1	20	2		19	19		8	42.25	9	8.700	
	36	27	16	10	1	27	3		26	26		11	31.09	10	8.800	
	37	13	9	4	1	13	3		13	13		4	57.00	6	11.166	
	39	6	1	5		6			6	6		4	59.50			
	40	34	22	12		34	2		34	34		12	31.58	20	9.600	
	41	25	13	12		25	2		25	25		11	40.18	10	8.600	
	46	56	30	25	1	55	2	1	55	53		21	33.57	23	8.978	
	47	26	6	19		26	3	3	25	25		16	29.93	4	11.500	
	48	18	12	5		18	4		17	17		5	41.40	9	6.777	
	49	65	36	26	1	63	9	4	62	62		26	39.80	24	7.475	
	50	92	49	41	2	92	4	2	90	90		39	52.82	38	8.184	
	51	14	14			14	1	1	14	13				14	7.835	
	52	9	7	2		9			9	9		2		7	7.571	
	54	11	9	2		11	2		11	11		2		8	7.562	
	55	40	22	18		40	2	2	40	40	1	18	44.88	14	9.822	
	56	35	25	10		35	2		35	35		10	47.20	19	9.131	
	57	17	13	4		17			17	17		3	50.66	11	8.954	
	58	34	20	12		32	5	1	32	32		12	44.75	11	7.636	
	59	18	13	4	1	17	4	3	17	17		4	43.75	12	4.325	
	61	13	4	9		13	6		13	13	1	9	50.00	3	5.333	
	62	10	5	4		4	4	3	9	9		3	26.66	5	2.840	
	63	5	4	1		5	2		5	5		1		3	7.333	
	64	44	39	5		43	2		44	44		5	41.00	32	7.284	
	65	61	45	16		61	2		61	59	3	16	46.18	37	7.197	
86	1	13	11	2		13	4		13	13		1		8	6.500	
	2	65	35	28	1	65	2		63	63		27	55.37	29	7.068	
	3	48	41	6	1	45	3	2	47	47	1	6	45.50	38	9.121	
	4	15	10	5		15	1		15	15		5	34.00	8	6.937	
	5	25	24	1		25	1	1	25	25		1		23	7.678	
	6	30	25	5		30	3	3	30	30		4	33.00	23	8.695	
	7	14	14			14	2		14	14				13	9.700	
	8	13	13			13	1	1	13	13				12	8.208	
	9	20	18	2		20			20	20		2		17	9.270	
	10	39	32	5	1	37			37	37		5	45.60	30	11.400	
	11	31	30	1		29			31	30		1		29	10.568	
	12	23	22	1		23			23	22				21	10.238	
	13	16	16			16			16	16				16	11.625	
	14	21	20	1		21			21	20				20	12.275	
	15	34	30	4		34	1	1	34	34		4	55.00	26	10.230	
	16	35	34	1		35	1	1	35	35		1		27	11.270	
	17	15	15			15			15	15		2		12	12.308	
	18	27	21	6		27			27	27		5	80.20	20	12.550	
	19	19	16	3		19	1	1	19	19		1		14	11.107	
	20	20	19	1		20			20	20		1		18	9.583	
	21	21	19	2		21			21	21		2		17	11.529	
	22	23	22	1		23			23	23		1		17	12.023	
	23	23	19	4	1	23			22	22		12	43.66	5	14.400	
	24	42	28	13		41		1	41	41	1	11	50.18	23	14.521	
	25	20	13	7		20			20	19		7	37.42	12	10.166	
	26	15	11	4	1	15			14	14		3	43.00	8	9.375	
	27	16	14	2		16			16	16		2		12	9.166	
	28	14	14			14			14	14				14	9.964	
	29	10	8	2		10			10	10	1	2		8	9.062	
	30	3	2	1		3			3	3		1		1		
	31	44	40	4		44			44	44		4	46.50	38	7.847	
	32	2														
	33	15	15			14			15	14	1			13	14.538	
	34	14	12	2		14		1	14	14		2		10	9.230	
	35	32	30	2		32			32	32				26	9.673	
	36	30	30			30			30	30				26	9.673	
	37	11	10	1		11			11	11		1		7	10.142	

¹For renter - occupied dwelling units and vacant nonseasonal not dilapidated units, for rent.
²For owner - occupied dwelling units and vacant nonseasonal not dilapidated units, for sale only.

HOUSING—BLOCK STATISTICS

Table 3.—CHARACTERISTICS OF HOUSING FOR CENSUS TRACTS, BY BLOCKS: 1950—Con.

Census tract	Block	All dwelling units by occupancy and tenure					All dwelling units by condition and plumbing facilities			Occupied dwelling units				Contract monthly rent ¹		Value ² of one-dwelling-unit structures	
		Total	Owner occupied	Renter occupied	Vacant non-seasonal not dilap., for rent or sale	Other vacant and non-resident	Number reporting	No private bath or dilap.	No running water or dilap.	Total	Persons per room		Occupied by non-white	Number reporting	Average monthly rent (dollars)	Number reporting	Average value (dollars)
											Number reporting	1.51 or more					
86	38	3	3			3			3	3					3	8.000	
	40	14	13	1		14			14	14	1		1		12	9.333	
	41	36	36			35			36	35					34	9.338	
	42	29	25	4		27			29	27			2		21	10.009	
	44	28	26	2		28			28	28			2		25	10.500	
	45	28	28			27			28	26	1				27	10.762	
	46	5	5			5			5	5					5	10.800	
	47	6	6			6			6	6					6	10.933	
	48	20	20			20			20	20					20	10.390	
	49	37	32	5		37			37	37			3	49.66	30	10.200	
	50	45	39	6		45			45	45			6	45.33	36	10.241	
	51	43	40	3		43			43	43	1		2		38	9.784	
	52	12	12			12			12	12					12	10.683	
	53	6	4	2		5			6	4			1		3	9.333	
	54	1															
	55	1															
	56	5	5			5			5	5					5	8.800	
	57	7	6	1		7		1	6	6					6	9.833	
	58	16	16			16			16	16					16	11.375	
	59	26	24	1	1	25			25	25			1		22	9.613	
	60	3	3			3			3	3					3	9.766	
	62	6	6			6			6	6					6	10.250	
87	1	24	24			24			24	24					24	8.929	
	2	16	11	2	2	16			13	13			2		10	8.370	
	3	18	13	2	3	18		1	15	15			2		12	8.750	
	4	10	4	6		10			10	10			6	36.66	2		
	5	20	16	2	1	20		1	18	18			2		16	7.218	
	6	5	4	1		5			5	5	1		1		3	7.000	
	7	1															
	8	1															
	9	6	4	2		6		1	6	6			2		4	5.750	
	15	7	6	1		7		1	7	7			1		6	5.000	
	16	7	7			7			7	7					7	4.114	
	18	7	6	2		8			8	8			2		5	6.000	
	19	4	4	3		7			7	7			2		4	5.750	
	20	16	12	4		16		3	16	16			2		10	4.950	
	21	2	2			2			2	2							
	22	12	6	6		12		2	12	12			6	43.83	4	3.900	
	23	13	9	3		12			12	11	1		1		9	6.277	
	24	10	9	1		10			10	10			1		9	5.555	
	25	2	2			2			2	2							
	26	1				1			1	1							
	27	1				1			1	1							
	28	13	13			13			13	13					13	8.615	
	29	14	14	1		14			14	14			1		13	9.461	
	30	15	14			15			14	14					13	10.730	
	31	39	34	5		39			39	39			4	48.75	32	9.578	
	32	31	28	3		31		3	31	31			3	70.66	26	12.996	
	33	14	14			14		1	14	14	1				14	10.221	
	35	7	5	1		6			6	6			1		2		
	36	1				1			1	1							
	37	17	6	10		17		3	16	16			9	26.11	5	11.000	
	38	18	11	7		18		5	17	17			6	30.50	9	7.500	
	39	26	23	3		26			26	26			3	48.00	19	7.894	
	40	79	60	19		78			79	79			19	36.10	46	8.186	
	41	27	21	6		27		2	27	27			5	37.60	16	8.387	
	42	12	11	1		12			12	12			1		11	6.545	
	43	3	3			3			3	3					2		
	44	14	11	3		14			14	14			3	33.33	10	5.600	
	47	1				1			1	1							
	48	16	10	6		16			16	16			6	38.33	6	5.250	
	49	17	12	5		17		3	17	17			4	38.00	11	7.272	
	50	15	7	7		15		2	14	14			7	39.42	4	6.875	
	51	85	59	25		84		4	84	83			24	40.37	46	7.941	
	52	42	32	9		42			41	41			9	45.55	29	8.913	
	53	34	27	7		34			34	34			7	42.71	23	9.213	
	54	30	23	7		30		2	30	30			6	36.66	18	11.455	
	55	20	16	4		20			20	20			4	50.25	15	9.833	
	57	5	4	1		5		1	5	5			1		3	6.666	
	58	3	3			3			3	3					3	9.000	
	59	3	3	1		4		1	5	5			1		2		
	60	9	5		1	8			5	5					4	10.750	
	61	4	4			4			4	4					4	7.250	
	62	5	5			5			5	5					5	12.500	
	63	6	6	1		6			6	6					5	8.900	
	64	3	3			3		1	3	3			1		2		
	65	11	11			11			11	11					10	8.450	
	66	4	4			4			4	4					4	12.250	
	68	1				1			1	1							
	69	1				1			1	1							
	70	1				1			1	1							
	71	4	4			4			4	4					4	9.375	
	72	10	6	4		10			10	10			4	51.00	6	7.000	
	73	12	4	8		12			12	12			8	43.00	4	11.750	

¹For renter - occupied dwelling units and vacant nonseasonal not dilapidated units, for rent.²For owner - occupied dwelling units and vacant nonseasonal not dilapidated units, for sale only.

Table 3.—CHARACTERISTICS OF HOUSING FOR CENSUS TRACTS, BY BLOCKS: 1950—Con.

Table with columns for Census tract, Block, and housing characteristics including occupancy, condition, occupied units, contract rent, and value. Rows are grouped by census tracts 87 and 88.

1For renter - occupied dwelling units and vacant nonseasonal not dilapidated units, for rent.
2For owner - occupied dwelling units and vacant nonseasonal not dilapidated units, for sale only.

HOUSING—BLOCK STATISTICS

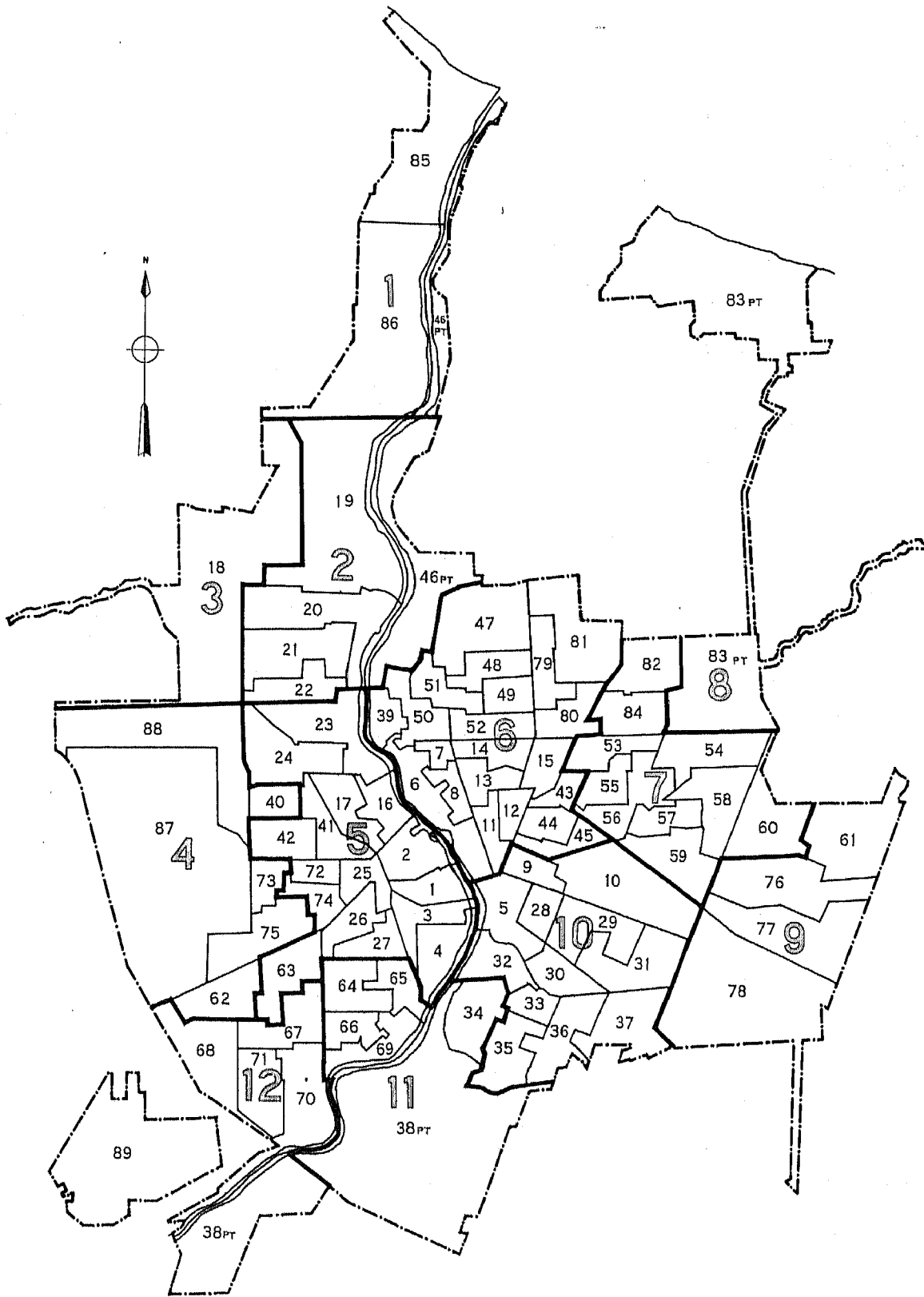
Table 3.—CHARACTERISTICS OF HOUSING FOR CENSUS TRACTS, BY BLOCKS: 1950—Con.

Census tract	Block	All dwelling units by occupancy and tenure					All dwelling units by condition and plumbing facilities			Occupied dwelling units			Contract monthly rent ¹		Value ² of one-dwelling-unit structures		
		Total	Owner occupied	Renter occupied	Vacant non-seasonal not dilap., for rent or sale	Other vacant and non-resident	Number reporting	No private bath or dilap.	No running water or dilap.	Total	Persons per room		Occupied by non-white	Number reporting	Average monthly rent (dollars)	Number reporting	Average value (dollars)
											Number reporting	1.51 or more					
88	42	17	16	1		17			17	17						15	9.766
	43	38	33	4		38			37	37			13	5.200	33	9.527	
	44	34	33	1		34			34	34			13		32	9.593	
	45	36	33	3		36	2		36	36			13		99	9.044	
	46	47	36	11		47		1	47	47			11	4.800	77	10.518	
	47	40	16	24		40	3		40	40			20	4.127	10	11.000	
	48	14	11	3		14			14	14			3	4.450	9	10.033	
	49	13	13			13			13	13				4.500	13	10.107	
	50	11	10	1		11	1	1	11	11			1		9	8.944	
	51	13	3	10		13	3	2	13	13			9	4.844			
	52	18	10	8		18			18	18			8	3.987	6	10.166	
	53	81	59	21	1	81			81	80			21	4.366	46	10.478	
	54	2															

¹For renter - occupied dwelling units and vacant nonseasonal not dilapidated units, for rent.
²For owner - occupied dwelling units and vacant nonseasonal not dilapidated units, for sale only.

ROCHESTER, NEW YORK, BY CENSUS TRACTS AND BLOCKS: 1950

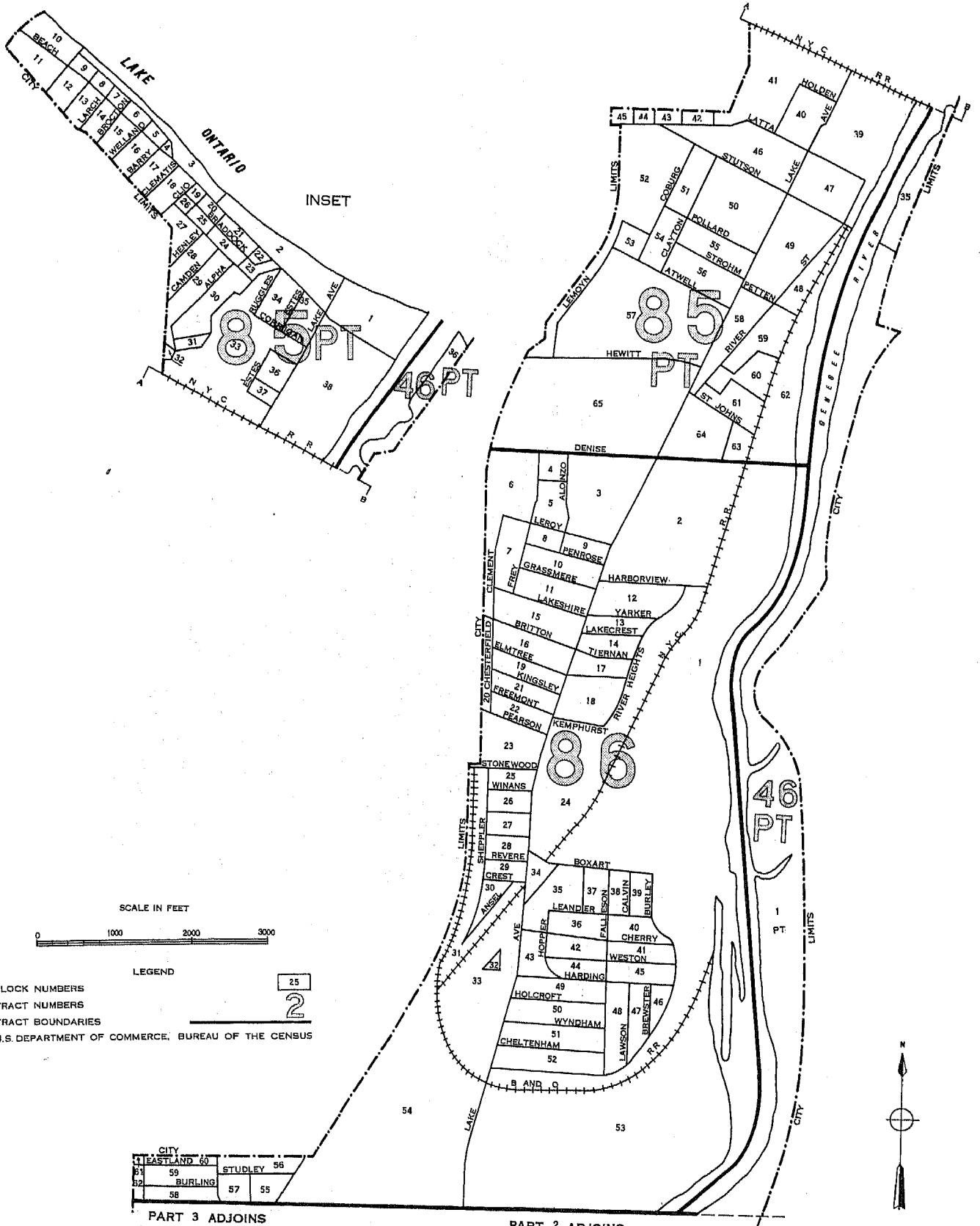
KEY MAP



LEGEND
TRACT NUMBER 9
PART NUMBER 1

ROCHESTER, NEW YORK, BY CENSUS TRACTS AND BLOCKS: 1950

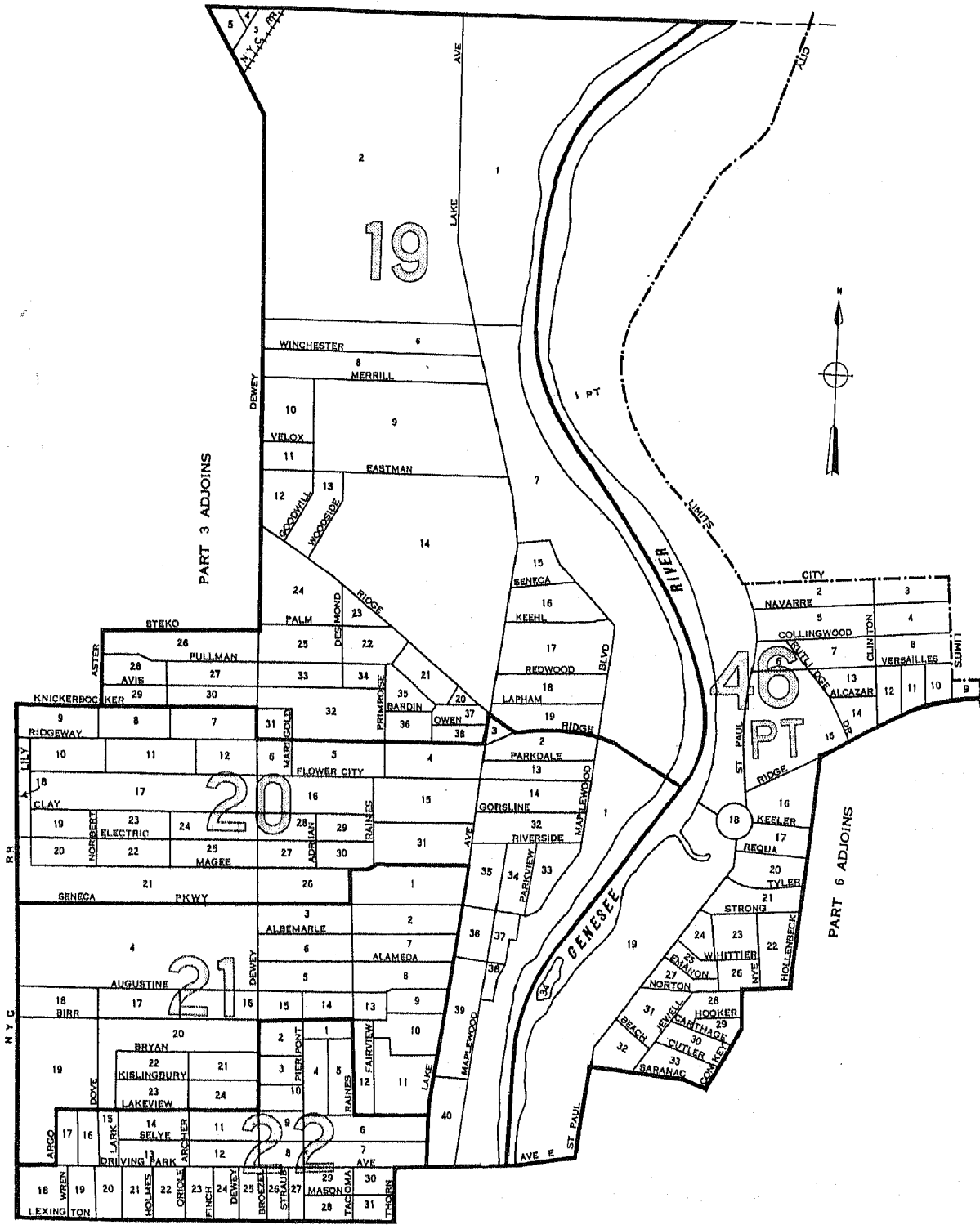
PART 1 OF 12 PARTS



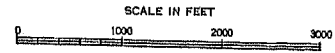
ROCHESTER, NEW YORK, BY CENSUS TRACTS AND BLOCKS: 1950

PART 2 OF 12 PARTS

PART 1 ADJOINS



PART 5 ADJOINS



LEGEND

- BLOCK NUMBERS
- TRACT NUMBERS
- TRACT BOUNDARIES
- U.S. DEPARTMENT OF COMMERCE, BUREAU OF THE CENSUS

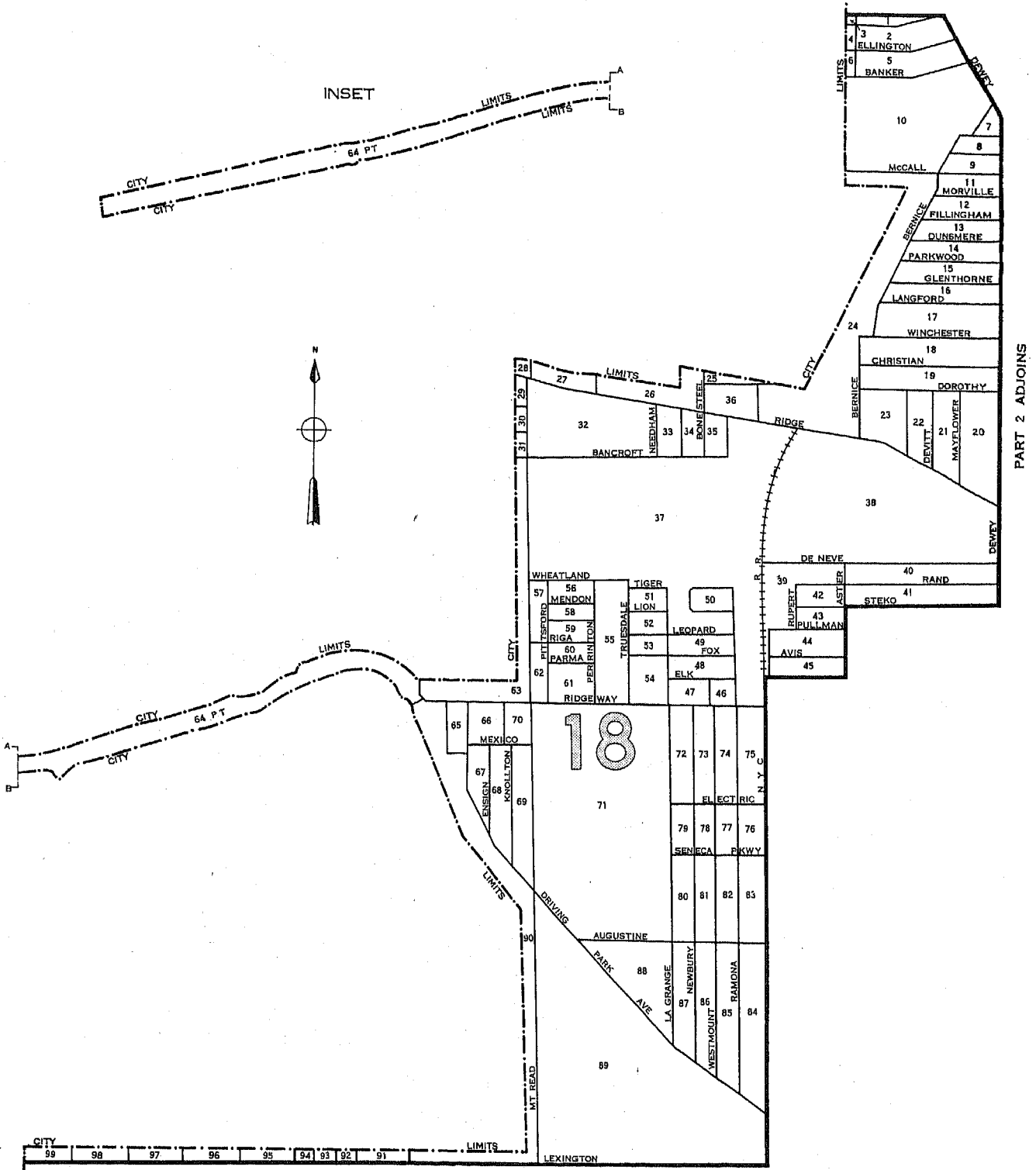
25

2

ROCHESTER, NEW YORK, BY CENSUS TRACTS AND BLOCKS: 1950

PART 3 OF 12 PARTS

PART 1 ADJOINS



PART 4 ADJOINS

PART 2 ADJOINS



LEGEND

BLOCK NUMBERS

TRACT NUMBERS

TRACT BOUNDARIES

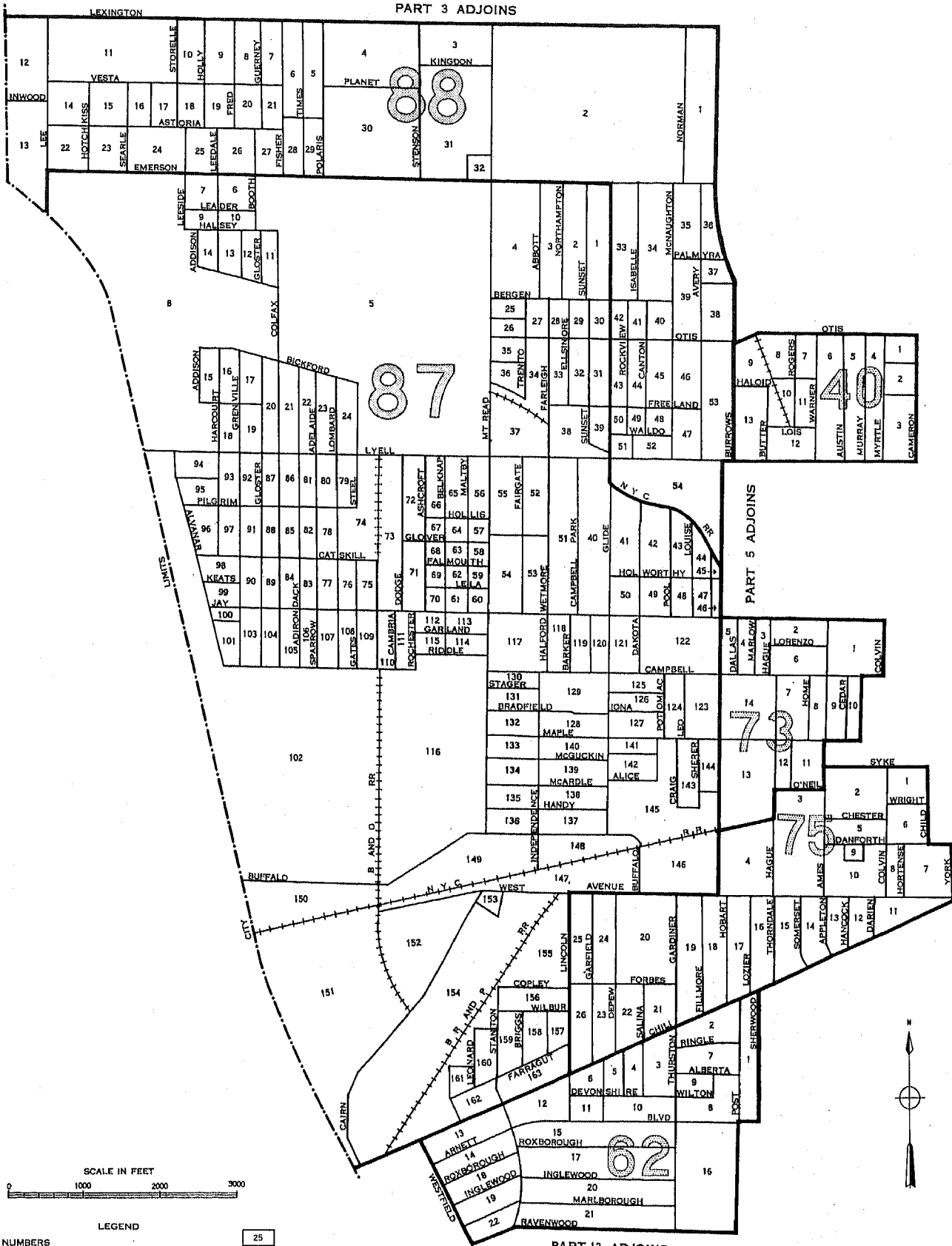
U.S. DEPARTMENT OF COMMERCE, BUREAU OF THE CENSUS

25

2

ROCHESTER, NEW YORK, BY CENSUS TRACTS AND BLOCKS: 1950

PART 4 OF 12 PARTS



BLOCK NUMBERS
TRACT NUMBERS
TRACT BOUNDARIES

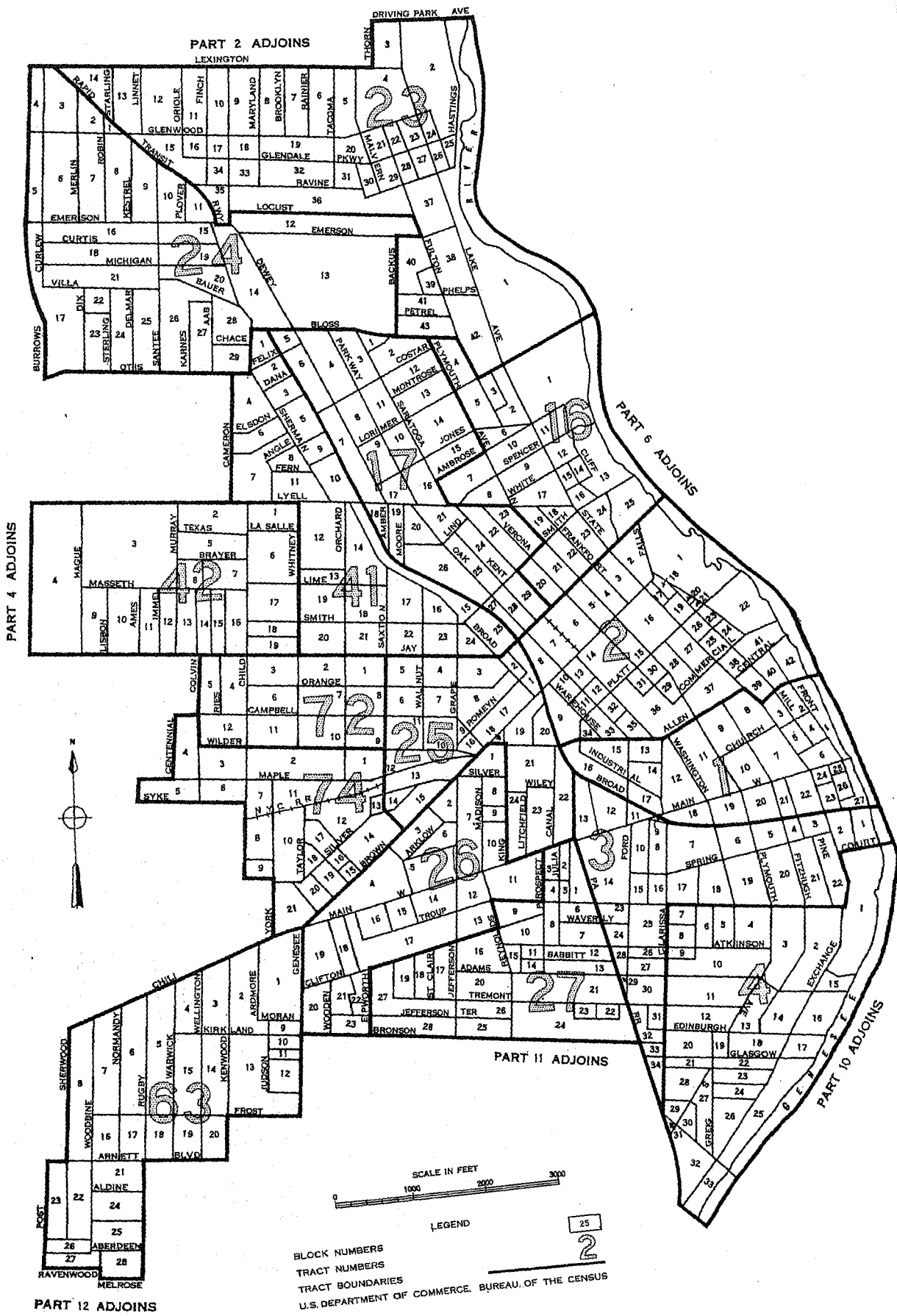
LEGEND



U.S. DEPARTMENT OF COMMERCE, BUREAU OF THE CENSUS

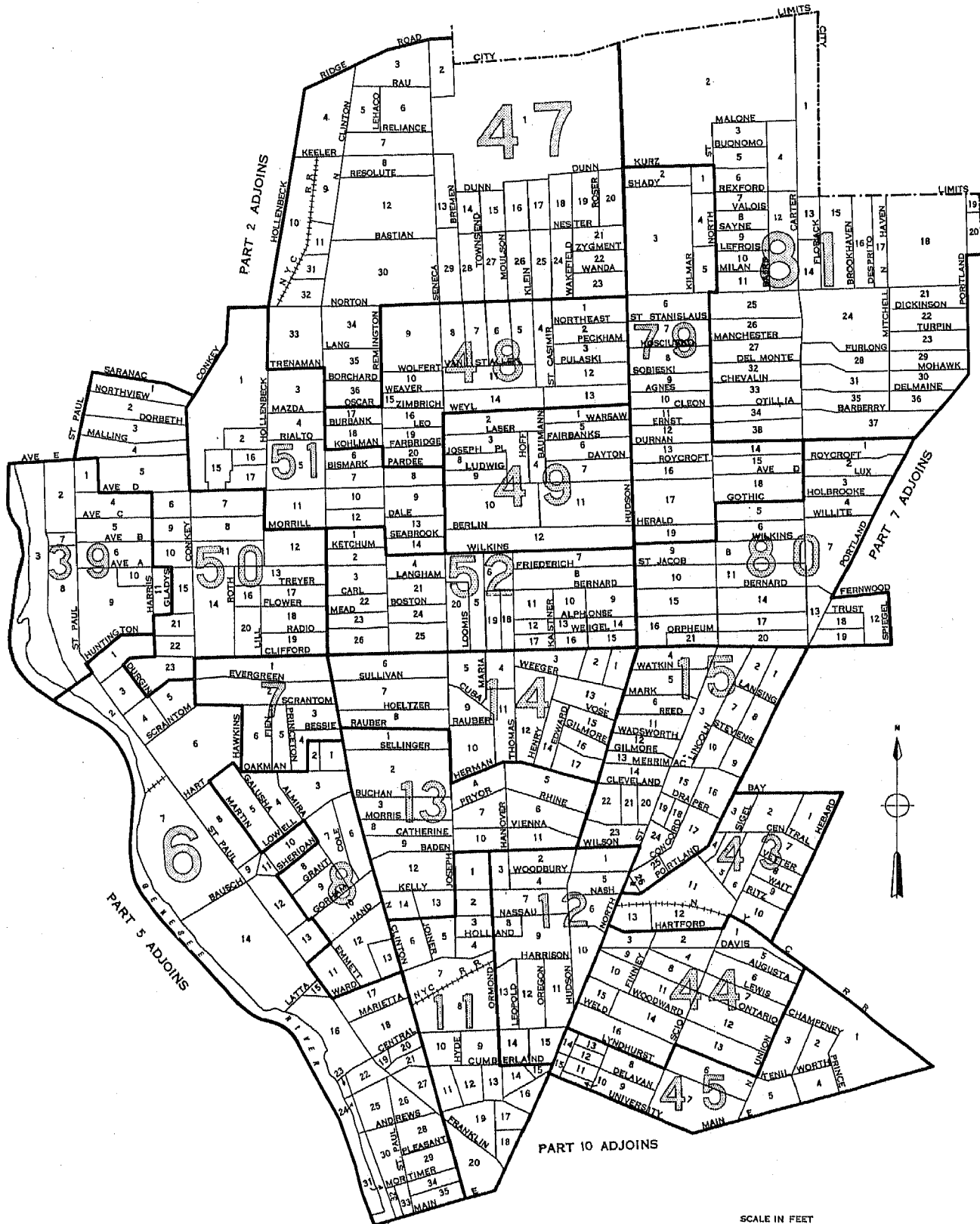
ROCHESTER, NEW YORK, BY CENSUS TRACTS AND BLOCKS: 1950

PART 5 OF 12 PARTS



ROCHESTER, NEW YORK, BY CENSUS TRACTS AND BLOCKS: 1950

PART 6 OF 12 PARTS



SCALE IN FEET



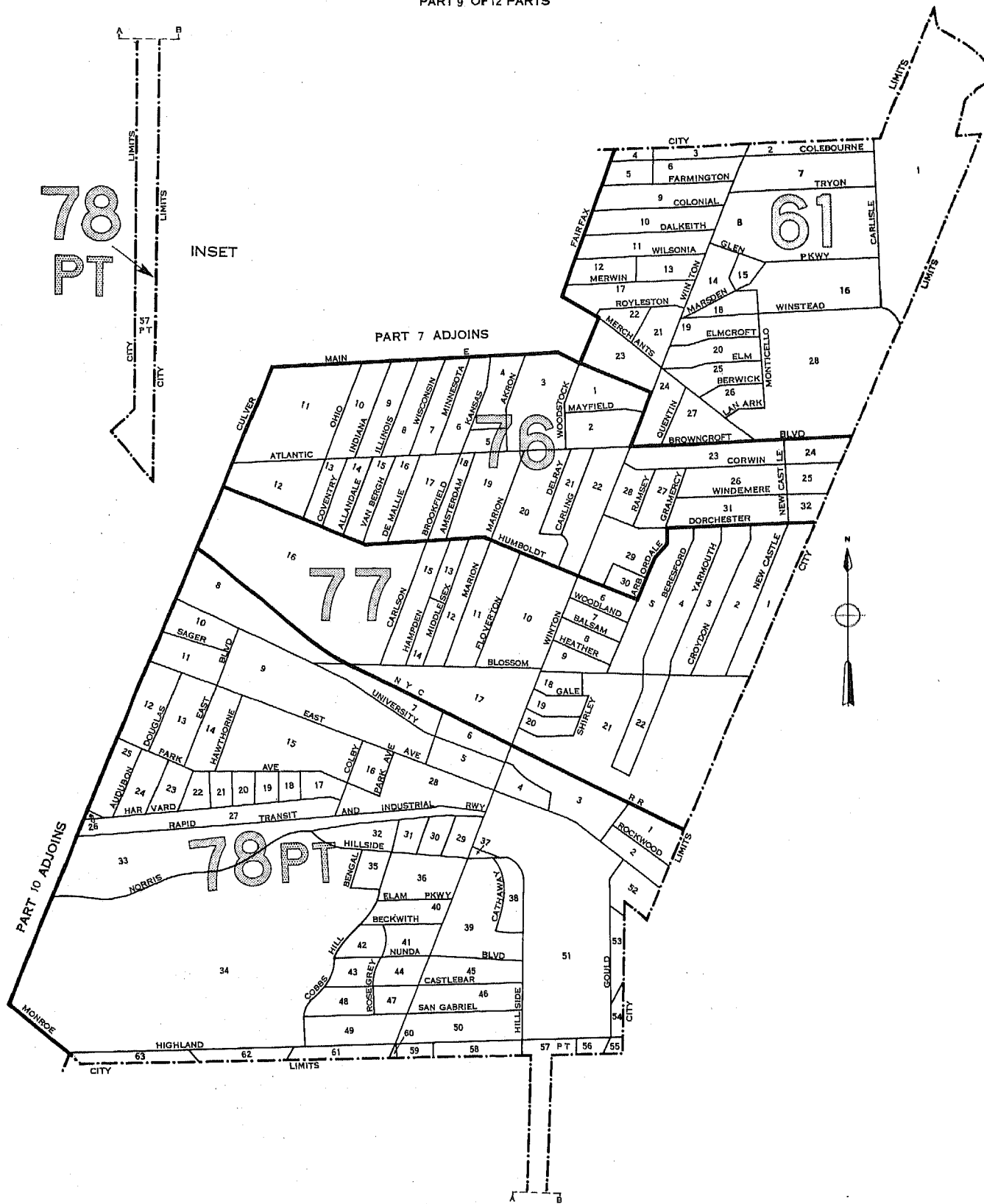
LEGEND

- BLOCK NUMBERS
- TRACT NUMBERS
- TRACT BOUNDARIES
- U.S. DEPARTMENT OF COMMERCE, BUREAU OF THE CENSUS

25
2

ROCHESTER, NEW YORK, BY CENSUS TRACTS AND BLOCKS: 1950

PART 9 OF 12 PARTS



SCALE IN FEET



LEGEND

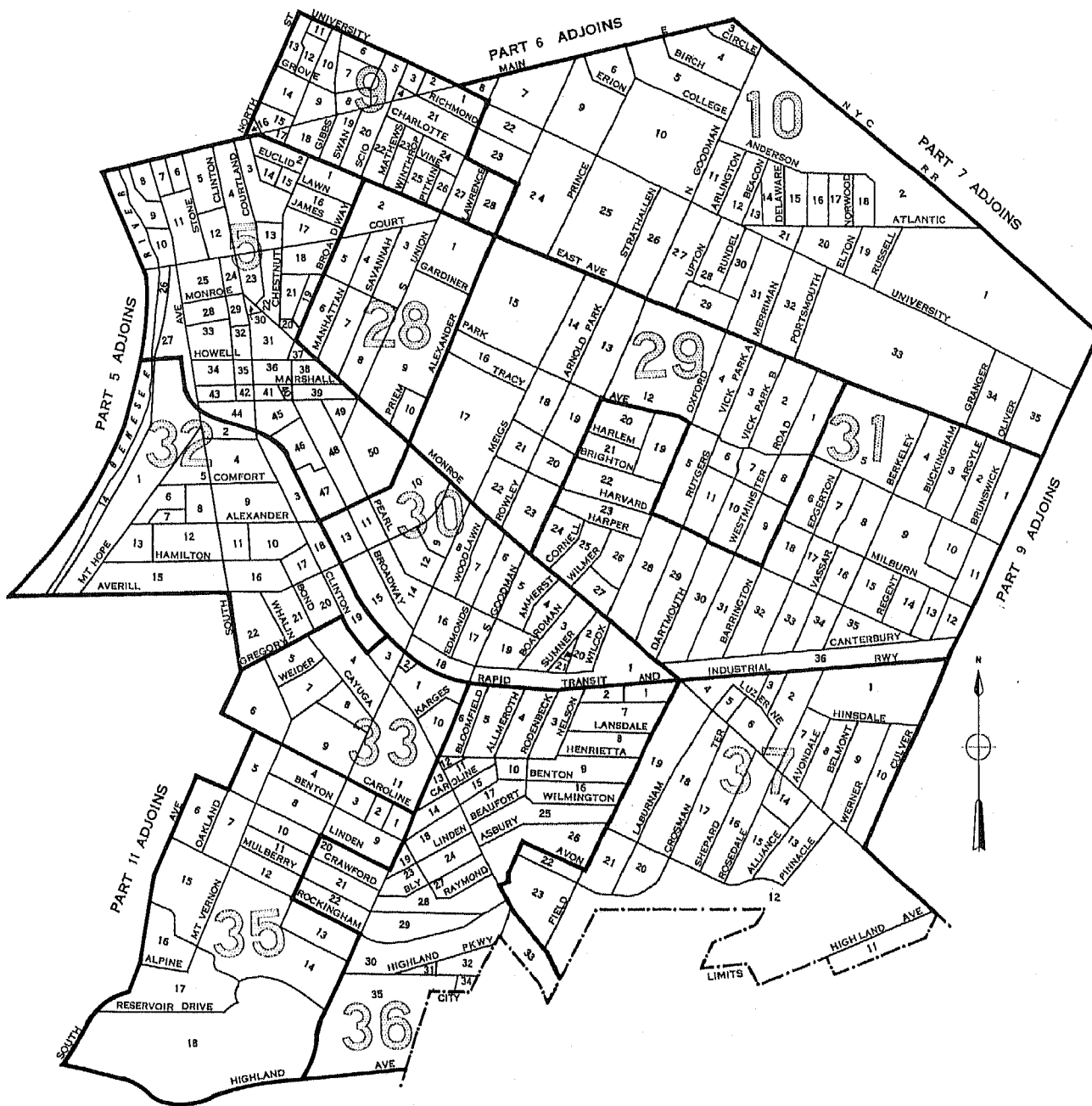
- BLOCK NUMBERS
- TRACT NUMBERS
- TRACT BOUNDARIES
- U.S. DEPARTMENT OF COMMERCE, BUREAU OF THE CENSUS

25

2

ROCHESTER, NEW YORK, BY CENSUS TRACTS AND BLOCKS: 1950

PART 10 OF 12 PARTS



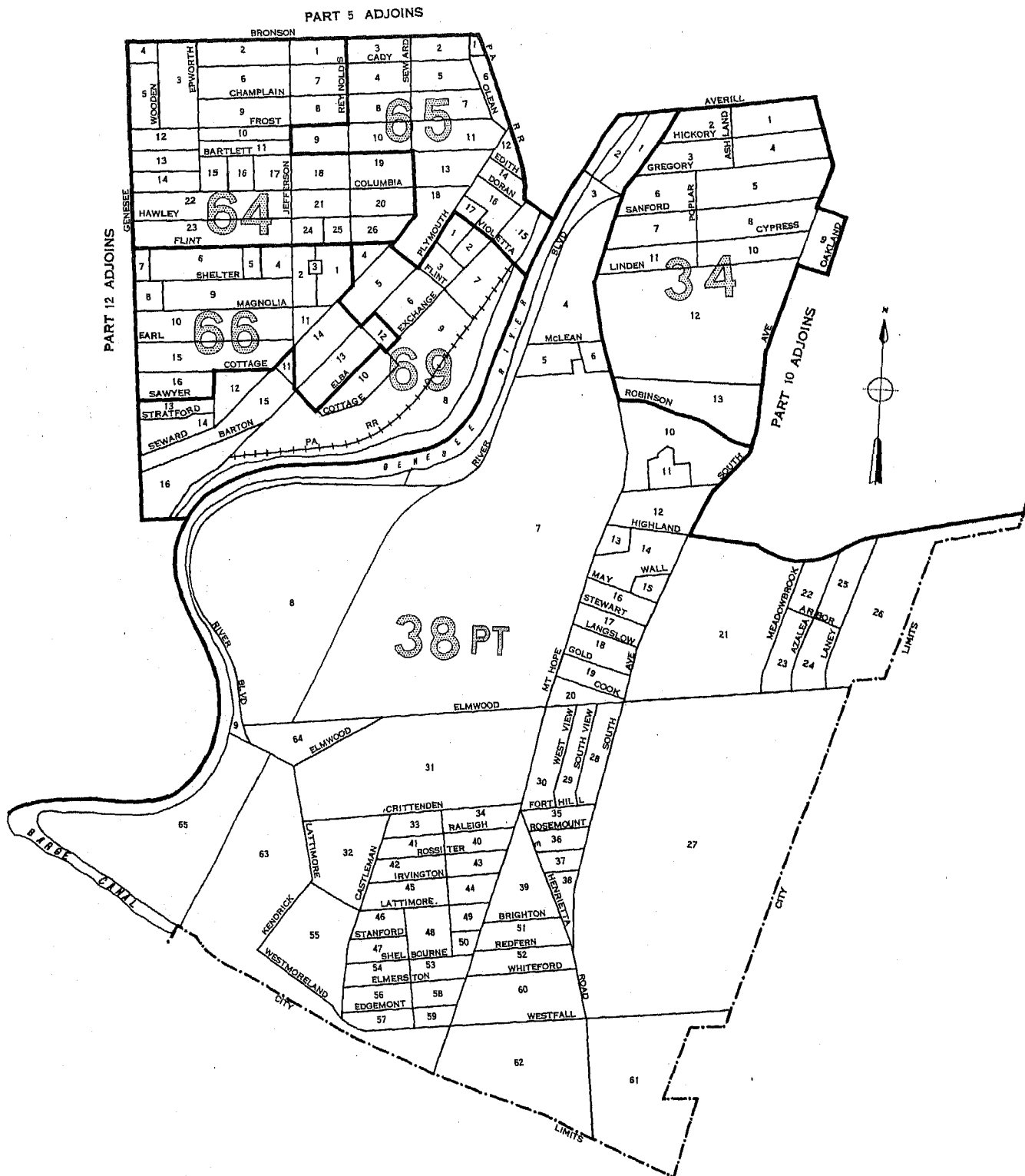
LEGEND

- BLOCK NUMBERS
- TRACT NUMBERS
- TRACT BOUNDARIES
- U.S. DEPARTMENT OF COMMERCE, BUREAU OF THE CENSUS

25
2

ROCHESTER, NEW YORK, BY CENSUS TRACTS AND BLOCKS: 1950

PART 11 OF 12 PARTS



SCALE IN FEET
0 1000 2000 3000

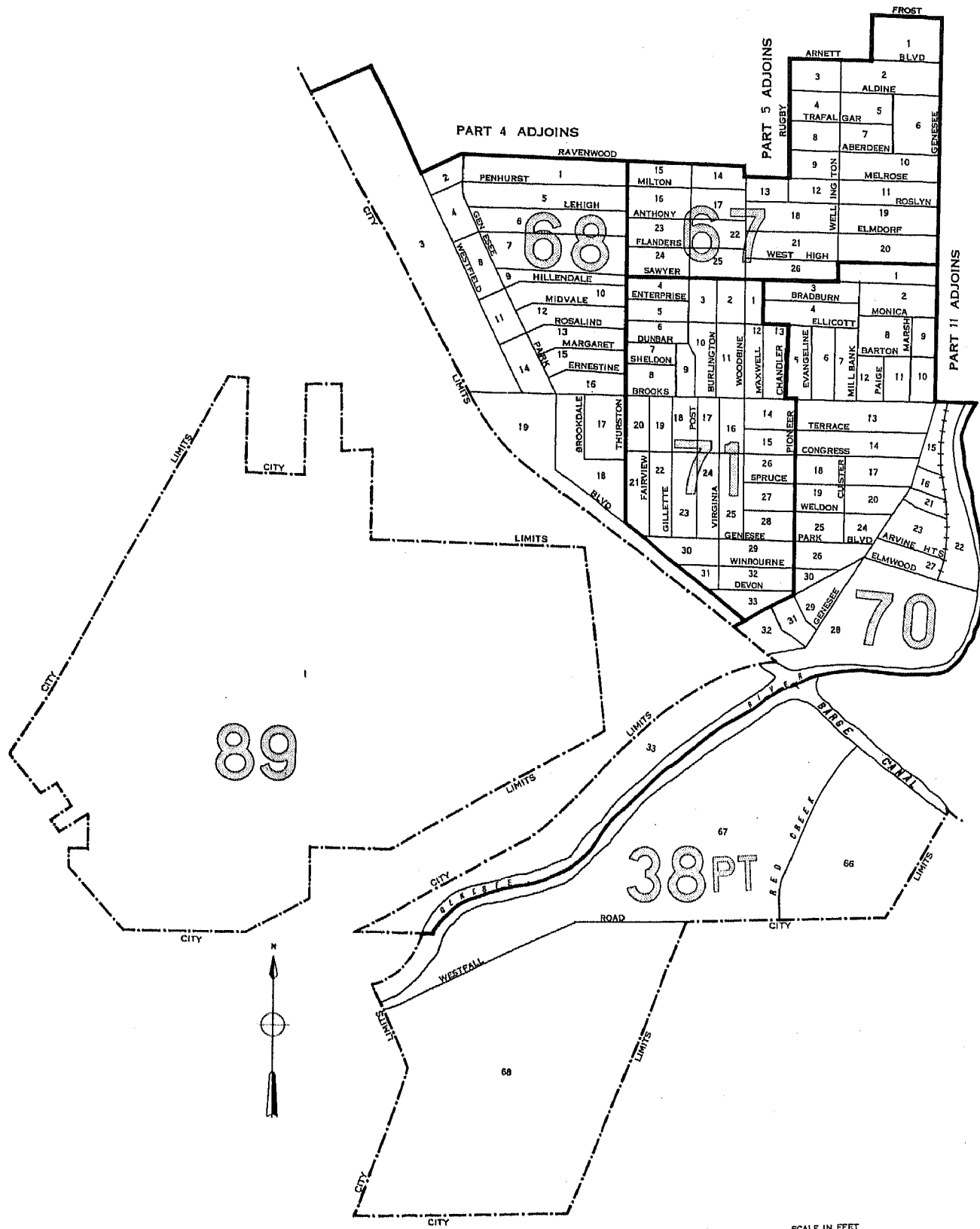
LEGEND

BLOCK NUMBERS
TRACT NUMBERS
TRACT BOUNDARIES
U.S. DEPARTMENT OF COMMERCE, BUREAU OF THE CENSUS

25
2

ROCHESTER, NEW YORK, BY CENSUS TRACTS AND BLOCKS: 1950

PART 12 OF 12 PARTS



LEGEND

BLOCK NUMBERS

TRACT NUMBERS

TRACT BOUNDARIES


U.S. DEPARTMENT OF COMMERCE, BUREAU OF THE CENSUS

25

2

1950 UNITED STATES CENSUS OF HOUSING

U. S. DEPARTMENT OF COMMERCE • BUREAU OF THE CENSUS



ROCKFORD, ILL.

**BLOCK
STATISTICS**

U. S. CENSUS OF HOUSING: 1950

Volume

- I General Characteristics
- II Nonfarm Housing Characteristics
- III Farm Housing Characteristics
- IV Residential Financing
- V Block Statistics

Housing statistics for census tracts are to be included in the Population reports on census tracts.

U. S. CENSUS OF POPULATION: 1950

Volume

- I Number of Inhabitants
- II Characteristics of the Population

Succeeding volumes will cover the following subjects:

Census Tracts, Nativity and Parentage, Nonwhite Population by Race, Persons of Spanish Surname, Institutional Population, Differential Fertility, Labor Force Characteristics, Occupation, Industry, Income, Internal Migration, Education, Characteristics of Families and Households.

UNITED STATES CENSUS of HOUSING : 1950
U. S. DEPARTMENT OF COMMERCE BUREAU OF THE CENSUS
CHARLES SAWYER, Secretary ROY V. PEEL, Director



BLOCK STATISTICS
ROCKFORD
ILLINOIS

Prepared under the supervision of
Howard G. Brunzman, Chief
Population and Housing Division

1950 HOUSING CENSUS REPORT
VOLUME V, PART 161

UNITED STATES GOVERNMENT PRINTING OFFICE 1952

BLOCKS • WARDS



BUREAU OF THE CENSUS

ROY V. PEEL, *Director*

A. ROSS ECKLER, *Deputy Director*
HOWARD C. GRIEVES, *Assistant Director*
CONRAD TAEUBER, *Assistant Director*
MORRIS H. HANSEN, *Assistant Director for Statistical Standards*
ROBERT Y. PHILLIPS, *Assistant Director for Operations*
CALVERT L. DEDRICK, *Coordinator, International Statistics*
FRANK R. WILSON, *Information Assistant to the Director*

Population and Housing Division—

HOWARD G. BRUNSMAN, *Chief*
WAYNE F. DAUGHERTY, *Assistant Chief for Housing*
ROBERT B. VOIGHT, *Assistant Chief for Operations*
HENRY S. SHRYOCK, Jr., *Assistant Chief for Population*
EDWIN D. GOLDFIELD, *Program Coordinator*

Quality and Equipment Statistics—Robert C. Hamer, *Chief*
Inventory Statistics—Carl A. S. Coan, *Chief*
Developmental Programs—J. Hugh Rose, *Chief*
Residential Financing—Junia H. Honnold, *Chief*
Territories and Possessions—Joel Williams, *Chief*
Statistical Sampling—Joseph Steinberg, *Chief*
Statistical Procedure—Morton A. Meyer, *Chief*
Processing Operations—Milton D. Lieberman, *Chief*

Administrative Service Division—WALTER L. KEHRES, *Chief*
Agriculture Division—RAY HURLEY, *Chief*
Budget Officer—CHARLES H. ALEXANDER
Business Division—HARVEY KAILIN, *Acting Chief*
Field Division—LOWELL T. GALT, *Chief*
Foreign Trade Division—J. EDWARD ELY, *Chief*
Geography Division—CLARENCE E. BATSCHULET, *Chief*
Governments Division—ALLEN D. MANVEL, *Chief*
Industry Division—MAXWELL R. CONKLIN, *Chief*
Machine Tabulation Division—C. F. VAN AKEN, *Chief*
Personnel Division—HELEN D. ALMON, *Chief*

SUGGESTED IDENTIFICATION

U. S. Bureau of the Census. *U. S. Census of Housing: 1950. Vol. V, Block Statistics, Part 161.*
U. S. Government Printing Office, Washington, D. C., 1952

For sale by the Superintendent of Documents, U. S. Government Printing Office, Washington 25, D. C.,
or any of the Field Offices of the Department of Commerce - Price 20 cents

PREFACE

This report presents statistics on characteristics of dwelling units by blocks for the city. The tabulations are based on data from the 1950 Census of Housing, taken as of April 1, 1950. Authorization for the 1950 Census of Housing as part of the Seventeenth Decennial Census was provided by the Housing Act of 1949, approved July 15, 1949.

The major portion of the information compiled from the 1950 Census of Housing appears in Volume I, *General Characteristics*; Volume II, *Nonfarm Housing Characteristics*; Volume III, *Farm Housing Characteristics*; Volume IV, *Residential Financing*; and Volume V, *Block Statistics*. Volume V consists of separate reports, issued as bulletins for each of the 209 cities which in 1940 or in a subsequent census had a population of 50,000 or more. These reports will not be bound into a single publication.

The subjects covered in both the 1950 and 1940 reports on characteristics of dwelling units by blocks are substantially similar.

This report was prepared under the direction of Howard G. Brunsman, Chief, Population and Housing Division, and Wayne F. Daugherty, Assistant Chief for Housing. Robert C. Hamer, Chief, Quality and Equipment Statistics Section, was in charge of coordinating the content and the format of the report with assistance from Carl A. S. Coan, Chief, Inventory Statistics Section; Floyd D. McNaughton, Chief, Equipment and Facilities Unit; Beulah Washabaugh, Chief, Tenure and Vacancy Unit; and Walter A. Hines. The compilation of the statistics was under the supervision of Robert B. Voight, Assistant Chief for Operations.

The collection of the information on which these statistics are based was under the supervision of Lowell T. Galt, Chief, Field Division. The geographic work, including the assignment of all block numbers and the preparation of maps, was under the supervision of Clarence E. Batschelet, Chief, Geography Division. The data were tabulated under the supervision of C. F. Van Aken, Chief, Machine Tabulation Division.

February 1952.

ROCKFORD, ILL.

CONTENTS

INTRODUCTION

	Page		Page
General.....	1	Definitions and explanations—Continued	
Related reports.....	1	Persons per room.....	2
Use of data.....	1	Color of occupants.....	2
Comparability with 1940 Housing Census data.....	1	Contract monthly rent.....	2
Definitions and explanations.....	1	Value of one-dwelling-unit structures.....	2
Dwelling unit.....	1	Number reporting.....	2
Occupancy and tenure.....	2	Block identification.....	2
Condition and plumbing facilities.....	2		

TABLES

	Page
Table 1.—Characteristics of housing for the city: 1950.....	3
Table 2.—Characteristics of housing by wards: 1950.....	3
Table 3.—Characteristics of housing for wards, by blocks: 1950.....	4

Map of city, by blocks, appears following last page of tables.

BLOCK STATISTICS

INTRODUCTION

GENERAL

Volume V of the Reports on Housing consists of a separate report for each of the 209 cities which in 1940, or in a subsequent census prior to 1950, had a population of 50,000 or more. Each report presents for the city, by blocks, tabulations for a limited number of subjects obtained in the Census of Housing. The subjects in these reports are similar to those in the block statistics supplements to Volume I of the reports of the 1940 Census of Housing. The subjects in this report present the number of dwelling units classified by occupancy and tenure, condition and plumbing facilities, persons per room, color of occupants, average contract monthly rent of renter-occupied and selected vacant units, and the average value of one-dwelling-unit owner-occupied and selected vacant structures. In table 1, the statistics for these subjects are summarized for the city. Table 2 contains the statistics for wards; these are the only statistics for wards that will be published from the 1950 Census of Housing. In table 3, the data are presented by blocks within wards and block areas. Maps identifying the location of each block and the ward boundaries are a part of this report.

Related reports.—Related statistics for this city are contained in the Reports on Housing, Volume I, *General Characteristics*; and in the Reports on Population, Volume I, *Number of Inhabitants*, and Volume II, *Characteristics of the Population*.

The Reports on Housing for each State in Volume I present data on the characteristics of dwelling units for the State by residence (urban, rural nonfarm, and rural farm), for standard metropolitan areas, urbanized areas, counties, for urban places, places of 1,000 to 2,500 inhabitants, and rural-nonfarm and rural-farm dwelling units for each county. Each report includes the following subjects: occupancy, tenure, race of occupants, type of structure, year built, condition and plumbing facilities, water supply, toilet and bathing facilities, number of rooms, number of persons, persons per room, electric lighting, heating equipment, heating and cooking fuels, refrigeration equipment, kitchen sink, radio, television, and, for nonfarm units, the contract monthly rent, gross monthly rent, and value of one-dwelling-unit structures.

Volume I of the Reports on Population shows the 1950 population of each county and of each minor civil division within the county. It also contains figures for each incorporated place, for each unincorporated place with 1,000 or more inhabitants, and for incorporated places of 5,000 or more by wards. A special series of tables presents data for each urbanized area giving the incorporated places and portions of minor civil divisions within it.

Volume II of the 1950 Population Reports contains statistics on the general characteristics of the population. Chapter A of this volume repeats the figures on number of inhabitants as shown in Volume I; Chapter B presents demographic, economic, and social characteristics of the population; and Chapter C gives more detailed cross-classifications for States and large cities and standard metropolitan areas.

Use of data.—The tabulation of housing characteristics for areas as small as city blocks provides descriptive material of considerable value for technical studies of housing in the city. The statistics will be useful in compiling totals for special types of areas that may be defined to meet the requirements of individual investigators. Users of the data should bear in mind that in

practically all cases the data for a given block represent the work of only one enumerator. Consequently, housing characteristics for blocks are subject to a wider margin of error than is to be expected in the figures for tracts or wards which represent returns made by a number of enumerators. Misinterpretation of instructions by one enumerator may cause a significant bias in the statistics for a block even though it may have a negligible effect upon the figures for larger areas. In particular, the enumeration of "condition" depended to a considerable extent upon the judgment of the individual enumerator. Also, failure to indicate the correct block number for a significant number of dwelling units may introduce errors into the block data.

Comparability with 1940 Housing Census data.—In the 1940 Census of Housing, reports entitled "Block Statistics" were issued as supplements to the first series of Housing bulletins. These supplements consisted of separate reports for each of the 191 cities which had 50,000 inhabitants or more in 1930.

In the 1950 reports, the block numbers used are different, in most cases, from those used in the 1940 reports. Therefore, to compare 1940 and 1950 data for a given block, it is necessary to locate the block on the maps to obtain the corresponding 1940 and 1950 block numbers.

The subjects in both the 1940 and 1950 reports are substantially similar. However, data on number of structures, year built, and mortgage status have been omitted from the 1950 report. Furthermore, in the 1940 reports average contract or estimated monthly rent was reported for all dwelling units while in 1950 average contract monthly rent is reported for some, and average value for other, dwelling units.

DEFINITIONS AND EXPLANATIONS

More detailed and complete definitions are presented in Volume I of the Housing Reports.

Dwelling unit.—In general, a dwelling unit is a group of rooms or a single room, occupied or intended for occupancy as separate living quarters, by a family or other group of persons living together or by a person living alone.

A group of rooms, occupied or intended for occupancy as separate living quarters, is a dwelling unit if it has separate cooking equipment or a separate entrance. A single room, occupied or intended for occupancy as separate living quarters, is a dwelling unit if it has separate cooking equipment or if it constitutes the only living quarters in the structure. Also, each apartment in a regular apartment house is a dwelling unit even though it may not have separate cooking equipment. Excluded from the dwelling unit count are large rooming houses, institutions, dormitories, and transient hotels and tourist courts.

In the 1940 Census, a dwelling unit was defined as the living quarters occupied or intended for occupancy by one household. A household consisted of a family or other group of persons living together with common housekeeping arrangements, or a person living entirely alone. However, the enumerator was not explicitly instructed to define rooms as dwelling units on the basis of cooking equipment or separate entrance.

The number of dwelling units in the 1950 Census may be regarded as comparable with the number of dwelling units in the 1940 Census. Some living quarters may have been classified as separate dwelling units in the one census and not in the other. Further, in the 1950 Census, living quarters with five or more

lodgers were not tabulated as dwelling units; generally, such quarters were included in the 1940 dwelling unit count. However, the net effect of these changes is probably small.

Occupancy and tenure.—Dwelling units are classified by occupancy and tenure into four groups: owner-occupied; renter-occupied; vacant nonseasonal not dilapidated, for rent or sale; and other vacant and nonresident. A dwelling unit is classified as owner-occupied if it was owned wholly or in part by the head of the household or by some related member of his family living in the dwelling unit. All other occupied units are classified as renter-occupied whether or not cash rent was actually paid for living quarters. Rent-free units and living accommodations received in payment for services performed are thus included with the renter-occupied units.

A dwelling unit is considered vacant if no persons are living in it at the time of enumeration. New units not yet occupied were enumerated as vacant dwelling units if construction had proceeded to the extent that all the exterior windows and doors were installed and final usable floors were in place. The classification "Vacant nonseasonal not dilapidated, for rent or sale" is descriptive of the vacant dwelling units reported in this classification. "Other vacant and nonresident" units include all dilapidated and seasonal vacant units as well as the not dilapidated units which were not for rent or sale.

Because of changes in enumeration procedures, the counts of total vacant units in 1940 and 1950 are not strictly comparable. In 1940, vacant units were enumerated if they were habitable; units uninhabitable and beyond repair were excluded from the enumeration. In 1950, units were included regardless of condition if they were intended for occupancy as living quarters. Therefore, no comparison should be made between the data on "vacant nonseasonal not dilapidated, for rent or sale" units from the 1950 Census and data in the 1940 Census reports.

In both censuses, dwelling units occupied entirely by non-residents were included with vacant units not for rent or sale. Trailers, tents, houseboats, and railroad cars which were vacant were excluded from the dwelling unit inventory in both 1950 and 1940.

Condition and plumbing facilities.—Data on condition of a dwelling unit are shown in combination with data for selected plumbing facilities and are, therefore, limited to units for which both condition and plumbing facilities are reported. Plumbing facilities include water supply, toilet facilities, and bathing facilities.

The category "with private bath" includes those dwelling units reported with both a flush toilet and a bathtub or shower inside the structure for the exclusive use of the occupants of the unit. The category "no private bath" includes those dwelling units not having private flush toilet or not having private bathing facilities. The "no running water" category includes units with only piped running water outside the structure or with only other sources such as a hand pump.

A dwelling unit is "dilapidated" when it is run-down or neglected, or is of inadequate original construction, so that it does not provide adequate shelter or protection against the elements or it endangers the safety of the occupants.

Persons per room.—The number of persons per room has been computed for each occupied dwelling unit by dividing the number of persons in the dwelling unit by the number of rooms in the dwelling unit. All persons enumerated in the Population Census as members of the household (including lodgers, servants, and other nonrelated persons) are counted in determining the number of persons that occupy the dwelling unit. The number of rooms in the dwelling unit includes all rooms available for living quarters throughout the year. Not counted as rooms are bathrooms, closets, pantries, halls, screened porches, and unfinished rooms in the basement and attic.

Color of occupants.—Occupied dwelling units are classified by color of head of household according to the definition used in the

1950 Census of Population. The group designated as "nonwhite" consists of Negroes, Indians, Japanese, Chinese, and other non-white races. Persons who are not definitely Indian or of other nonwhite race are classified as white.

Contract monthly rent.—Contract monthly rent is the rent, at the time of enumeration, contracted for by the renter regardless of whether it includes furniture, heating fuel, electricity, cooking fuel, water, or personal services.

Monthly rent for vacant dwelling units is the amount asked for the dwelling unit at the time of enumeration. The average monthly rent relates to renter-occupied dwelling units and vacant nonseasonal not dilapidated units for rent. Dwelling units which are occupied "rent-free" are not included with the units reporting rent.

Value of one-dwelling-unit structures.—Average value is shown for owner-occupied dwelling units and vacant nonseasonal not dilapidated units which are for sale only. Value is shown only if the unit is in a one-dwelling-unit structure without business and if it is the only dwelling unit included in the property. The value represents the amount for which the owner estimates that the property, including such land as belongs with it, would sell under ordinary conditions and not at a forced sale. For vacant units, value is the sale price asked by the owner.

Number reporting.—Occupancy and tenure are reported for all dwelling units, and color of occupants is reported for all occupied units. The corresponding distributions for these subjects in table 1 are based on all dwelling units and on occupied units, respectively. For all other subjects, the distributions are based on the units for which the specific characteristics are reported, that is, the "Number reporting."

The number of dwelling units for which the enumerator obtained no report on a particular item is shown for the city totals only; however, the number "not reported" can easily be derived for each area in tables 2 and 3 by subtracting the number reporting from the total number of dwelling units (or total occupied).

Block identification.—A map or series of maps is included in this report showing block numbers for each block, number and letter designations for wards and block areas, and the names of principal streets.

Blocks are identified by serial numbers, a separate series of numbers being used for each ward or for a group of wards. Thus, the location of each block for which data are presented in table 3 may be determined by referring to the ward and block number shown on the map. Similarly, data for a specific block may be located in the table by reference to the map for the identification numbers of the ward and block.

In some cities "block areas" have been established to facilitate the numbering of blocks in groups of less than 1,000. This may cause a break in the sequence of block numbers within a ward. Where this occurs each part of the ward that is in a separate block area is distinguished on the map, and in the table the data are shown for blocks in numerical order within each block area section of the ward. When a boundary of a ward cuts through a block separating the block into segments, the statistics for each segment are tabulated in the ward in which it is physically located on the map. In such cases, to obtain the statistics for the entire block it is necessary to add the statistics for all segments.

If no dwelling units are reported for a block, the block number is not listed in table 3, although it is shown on the map. Dwelling units for which the block number was not reported are indicated in the table by the symbol "NR." Detailed data are not shown for such dwelling units, nor for blocks containing fewer than three dwelling units. Average monthly rent is not shown when the monthly rent was reported for fewer than three dwelling units. Average value is not shown when the value of one-dwelling-unit properties was reported for fewer than three dwelling units. All dwelling units are included, however, in the statistics for the city and for each ward.

Table 1.—CHARACTERISTICS OF HOUSING FOR THE CITY: 1950

Subject	Number	Percent	Subject	Number	Percent
OCCUPANCY AND TENURE			PERSONS PER ROOM		
All dwelling units.....	29,177	100.0	Occupied dwelling units.....	28,727	...
Owner occupied.....	15,673	53.7	Number reporting.....	28,333	100.0
Renter occupied.....	13,054	44.7	1.50 or less.....	27,865	98.3
Vacant nonseasonal not dilapidated, for rent or sale.....	202	0.7	1.51 or more.....	468	1.7
Other vacant and nonresident.....	248	0.8	Not reported.....	394	...
CONDITION AND PLUMBING FACILITIES			CONTRACT MONTHLY RENT		
All dwelling units.....	29,177	...	Renter-occupied, and vacant nonseasonal not dilapidated units, for rent—Number reporting.....	12,456	...
Number reporting.....	28,479	100.0	Total contract monthly rent..... dollars..	518,686	...
With private bath, not dilapidated.....	24,715	86.8	Average monthly rent..... dollars..	41.64	...
No private bath, with running water, not dilapidated.....	2,966	10.4	VALUE OF ONE-DWELLING-UNIT STRUCTURES		
No running water or dilapidated.....	798	2.8	Owner-occupied, ¹ and vacant nonseasonal not dilapidated units, for sale only—Number reporting.....	11,671	...
Condition or plumbing facilities not reported.....	698	...	Total value or sale price..... dollars..	134,855,400	...
No private bath or dilapidated.....	3,764	13.2	Average value..... dollars..	11,555	...
COLOR OF OCCUPANTS					
Occupied dwelling units.....	28,727	100.0			
White.....	28,218	98.2			
Nonwhite.....	509	1.8			

¹Restricted to 1-dwelling-unit properties.

Table 2.—CHARACTERISTICS OF HOUSING BY WARDS: 1950

Ward	All dwelling units by occupancy and tenure					All dwelling units by condition and plumbing facilities			Occupied dwelling units			Contract monthly rent ¹		Value ² of one-dwelling-unit structures		
	Total	Owner occupied	Renter occupied	Vacant nonseasonal not dilap., for rent or sale	Other vacant and nonresident	Number reporting	No private bath or dilap.	No running water or dilap.	Total	Persons per room	Occupied by non-white	Number reporting	Average monthly rent (dollars)	Number reporting	Average value (dollars)	
TOTAL	29177	15673	13054	202	248	28479	3764	798	28727	28333	468	509	12456	41.64	11671	11555
1	2837	1413	1381	23	20	2783	225	17	2794	2754	12	4	1343	40.39	904	10955
2	2223	585	1606	16	16	2148	656	182	2191	2151	66	29	1555	38.06	271	9079
3	2413	434	1930	25	24	2313	847	279	2364	2311	144	64	1855	42.81	178	9287
4	2951	1555	1343	28	25	2852	269	54	2898	2836	41	10	1276	51.76	1062	13484
5	2656	1316	1295	30	15	2577	543	97	2611	2590	79	275	1192	34.38	891	8552
6	3287	1317	1930	15	27	3229	456	29	3247	3227	41	65	1872	36.85	672	9171
7	3692	2275	1368	22	27	3622	455	89	3643	3604	49	25	1284	42.31	1817	9356
8	3922	2670	1203	13	36	3870	214	32	3873	3824	24	28	1149	41.49	2205	11033
9	2979	2333	602	16	28	2902	64	13	2935	2882	10	8	570	52.37	2084	12379
10	2217	1775	396	16	30	2183	35	6	2171	2144	2	1	360	49.80	1586	16137

¹For renter-occupied dwelling units and vacant nonseasonal not dilapidated units, for rent.

²For owner-occupied dwelling units and vacant nonseasonal not dilapidated units, for sale only.

HOUSING—BLOCK STATISTICS

Table 3.—CHARACTERISTICS OF HOUSING FOR WARDS, BY BLOCKS: 1950—Con.

Ward	Block	All dwelling units by occupancy and tenure					All dwelling units by condition and plumbing facilities			Occupied dwelling units			Contract monthly rent ¹		Value of one-dwelling-unit structures	
		Total	Owner occupied	Renter occupied	Vacant non-seasonal not dilap. for rent or sale	Other vacant and non-resident	Number reporting	No private bath or dilap.	No running water or dilap.	Total	Persons per room		Number reporting	Average monthly rent (dollars)	Number reporting	Average value (dollars)
											Number reporting	1.51 or more				
2	2889	12	3	9		10	1		12	12		1	9	34.77	1	
	2890	25		18		25	4		25	25			18	33.50	1	
	2891	14	7	7		11			14	14			6	36.33	3	12,333
	2892	14	7	7		13	4		14	14			7	32.00	1	
	2893	12		12		12	1		12	12	1		12	39.00	1	
	2894	26	8	18		26			26	26	2		18	35.55	5	8,900
	2895	33	8	25		33	5		33	33	2		25	40.88	4	9,000
	2896	33	6	26		33	7		32	32			27	41.48	3	6,766
	2897	30	2	25	1	29	15		27	26	1	1	23	37.91		
	2898	44	9	35		43	12	3	44	43	1		33	41.78	2	
	328	48	13	35		43	14		48	48	1		30	49.40	5	9,400
	329	20	2	18		20	9		20	20			17	46.94	1	
3	391	38	13	24		37	5		37	37	2		24	66.20	10	15,330
	399	10	6	4		10	2		10	10			4	32.50	5	7,200
	400	15	6	8		15	5	1	14	14			8	30.25	5	5,100
	436	27	10	16	1	27	4	2	26	26	2	1	17	29.94	6	7,187
	437	23	10	10		22	9		20	20		1	10	38.10	6	8,333
	438	23	9	13		22	4		22	22			12	39.08	5	7,500
	439	23	13	12		23	7	1	25	25	1		11	42.36	10	6,790
	440	33	15	17	1	33	7		32	32			17	39.88	10	7,800
	441	109	22	86	1	107	5		108	108	3		81	52.45	11	11,454
	442	45	16	27	2	41	9		43	43	1		29	43.00	8	6,437
	443	51	21	29	1	51	6	1	50	50		2	28	42.89	8	8,250
	444	19	8	10		19	6		18	18			10	40.00	5	7,100
	445	25	7	18		25	3		25	25			16	27.18	6	8,000
	481	22	7	15		22	5		22	22	1		15	40.06	4	8,000
	482	56	14	42		56	23	2	56	55	4		40	41.72	5	9,200
	483	57	14	38	5	56	6		52	52	5		42	38.64	6	7,416
	484	8	1	7		8	3		8	8			7	27.42		
	485	75	13	61	1	70	11		74	70		1	56	52.00	3	8,500
	486	114	27	86	1	110	29		113	110	6		79	49.92	14	15,714
	487	112	17	95		105	40		112	107	10		86	45.40	4	15,000
	488	47	8	39		44	2		47	47		1	37	57.05	1	
	491	13	5	8		12	3		13	13	3		8	64.50	1	
	492	43	9	34		37	10		43	39	6	1	31	54.83	3	17,333
	493	61	7	54		61	40	19	61	61	4		53	37.28	2	
	494	36	9	27		33	5	3	36	36			27	42.77	4	9,000
	496	51	5	46		51	17		51	51			46	45.63		
	559	79	12	65	2	79	34	12	77	77	2		62	36.06	3	10,000
	560	71	4	67		71	12		71	71	1		27	36.25		
	561	33	4	27		31	4		31	31	1		27	36.25		
	562	29	2	26		29	17		28	28	1	1	26	40.33	4	5,375
	563	17	3	14		17	3		17	17			14	46.07		
	564	41	5	36		35	27	1	41	41	4		36	37.83	3	8,666
	565	47	7	40		44	28		47	47	6		39	36.69	1	
	566	46	5	38	2	46	27	1	43	43	2		39	50.07		
	567	17	2	15		17	2		17	17			16	49.31		
	568	11	1	10		11	2		11	11	1		9	38.11		
	569	45	2	43		44			45	45			42	64.21		
	572	1														
	573	8		8		8	1		8	8			8	43.25		
	574	17	2	15		11	4	3	17	12			12	43.91		
	575	1														
	576	7	1	6		7			7	7			4	63.25		
	577	43	3	43		43	30		43	43	6		43	38.41		
	578	45	6	41	1	43	18		44	44	2	1	40	45.75	1	
	579	22	3	16		21	5		22	21	1		16	38.75	3	8,500
	580	55	4	49		53	37	23	53	52	5		48	41.72		
	581	26	1	24	2	25	24		25	25			23	36.00		
	582	19	2	15	2	16	7		17	15			15	41.33	1	
	583	28	1	23		28	19		24	24			23	40.86	1	
	584	17		16	1	17	10		16	16	3		16	34.75		
	585	10	1	9		9	1		10	9			9	33.66		
	586	10		10		10	7	2	10	8	1	2	10	31.20		
	587	10		10		10	1		10	10			10	48.00		
	588	2														
	589	5		5		5	5		5	5			5	21.00		
	590	1														
	591	52		52		50			52	51	6		50	42.76		
	592	2														
	593	29		29		29	1		29	29	1		27	42.81		
	594	25	1	21	1	22	13		22	22	1		21	31.42		
	595	104	18	85		102	44	24	103	102	6	1	81	37.87	4	6,250
	596	39	6	32	1	39	9		38	38	1	1	32	44.12		
	597	23		23		23	18	5	23	23	6		22	37.31		
	599	13	2	11		9	3	2	13	13			11	41.81		
	603	1														
	604	18		18		18	2	1	18	18			17	51.41		
	605	14	1	12	1	14	12	8	13	13			13	41.15		
	606	32	4	27	1	32	13	9	31	30	2	1	28	38.46	1	
	607	34	6	26		28	8	5	32	26			20	35.90	1	
	608	46	13	33		38	13	6	46	38	3	2	28	33.50	5	5,500
	609	21	8	13		20	8	4	21	21	2	12	13	33.81	5	5,500
	610	11	2	9		10	1		11	10		6	9	26.66	1	

¹For renter - occupied dwelling units and vacant nonseasonal not dilapidated units, for rent.²For owner - occupied dwelling units and vacant nonseasonal not dilapidated units, for sale only.

Table 3.—CHARACTERISTICS OF HOUSING FOR WARDS, BY BLOCKS: 1950—Con.

Table with 18 columns: Ward, Block, All dwelling units by occupancy and tenure (Total, Owner occupied, Renter occupied, Vacant non-seasonal not dilap., for rent or sale, Other vacant and non-resident), All dwelling units by condition and plumbing facilities (Number reporting, No private bath or dilap., No running water or dilap.), Occupied dwelling units (Total, Persons per room (Number reporting, 1.51 or more), Occupied by non-white), Contract monthly rent (Number reporting, Average monthly rent (dollars)), Value of one-dwelling-unit structures (Number reporting, Average value (dollars)).

1For renter - occupied dwelling units and vacant nonseasonal not dilapidated units, for rent.
2For owner - occupied dwelling units and vacant nonseasonal not dilapidated units, for sale only.

Table 3.—CHARACTERISTICS OF HOUSING FOR WARDS, BY BLOCKS: 1950—Con.

Ward	Block	All dwelling units by occupancy and tenure					All dwelling units by condition and plumbing facilities			Occupied dwelling units			Contract monthly rent ¹		Value ² of one-dwelling-unit structures		
		Total	Owner occupied	Renter occupied	Vacant non-seasonal not dilap. for rent or sale	Other vacant and non-resident	Number reporting	No private bath or dilap.	No running water or dilap.	Total	Persons per room		Occupied by non-white	Number reporting	Average monthly rent (dollars)	Number reporting	Average value (dollars)
											Number reporting	1.51 or more					
9	39	5	5			5			5	5							
	40	7	6		1	7			6	6					4	13,625	
	41	13	13			13			13	13				5	12,700		
	42	4		4		4			4	4				13	13,692		
	44	19	14	2		16			16	15				3	51.33		
	45	6	6			6			6	6				2	13		
	46	4	2	2		4		1	4	4				2	6		
	48	14	10	2		12		1	12	12				2	2		
	49	3	3			3			3	3		1		2	2		
	50	2												2	2		
	51	6	6			6			6	6					6		
	52	3	2			3		1	2	2				2	9		
	53	12	11	1		12			12	11				1	9		
	54	14	13	1		14		1	14	14				1	12		
	55	7	6	1		6			7	6				1	3		
	56	6	6			6			6	6				1	6		
	57	13	13			13			13	13					13		
	58	11	9	2		11			11	11				2	7		
	59	15	15			15			15	15					15	7	
	60	1														15	
	63	2															
	64	1															
	65	22	21	1		22			22	22				1	20		
	66	12	11	1		12			12	12				1	11		
	67	19	16	3		19			19	19				3	16		
	68	32	30	2		32		2	32	31				2	16		
	69	23	22	1		23			23	22				1	28		
	70	17	17			17			17	17				1	21		
	72	12	11	1		12			12	12				1	16		
	73	15	12	3		14			15	14				1	11		
	74	11	8	3		11			11	10				3	11		
	75	13	12	1		12			13	13				1	8		
	76	17	12	5		17			17	17				5	12		
	77	15	8	7		15			15	15				7	5		
	78	11	8	3		11			11	11				3	5		
	79	14	11	3		14			14	14				3	8		
	80	13	7	5		13		1	12	11				5	5		
	81	16	3	15		18			18	18				15	8		
	82	17	10	7		17			17	17				7	6		
	83	16	10	6		16			16	16				6	7		
	84	13	12	1		13			13	13				1	12		
	85	19	11	7		19		1	18	18				7	8		
	86	15	14	1		15			15	15				1	14		
	87	23	19	4		21			23	21				3	16		
	88	20	19	1		20			20	20				1	19		
	89	17	17			16			17	17				1	17		
	90	24	20	4		21			24	22				3	15		
	91	40	19	20		36			39	35				18	11		
	93	13	10	3		13		2	13	13				3	8		
	94	16	13	3		16		2	16	16				3	8		
	95	12	11	1		12		2	12	12				1	10		
	96	14	13	1		14			14	14				1	13		
	97	16	13	3		16			16	16		1		3	13		
	98	12	11	1		12			12	12				1	11		
	99	18	14	4		18			18	18				4	12		
	100	16	14	2		16			16	16		1		2	14		
	101	18	12	5		18			17	17				5	11		
	102	11	9	2		11			11	11				2	9		
	103	12	10	2		11			12	12				2	9		
	104	15	10	5		14			15	14				4	8		
	105	16	9	7		15		10	16	16				6	6		
	106	14	12	2		14			14	14				2	12		
	107	14	2	11		11			14	14		1		1	13		
	108	12	10	2		12			12	11				10	1		
	109	19	17	2		19			19	19				2	6		
	110	19	17	2		19			19	19				2	17		
	111	19	17	2		19			19	19				2	17		
	112	15	13	2		14			15	14				2	16		
	113	31	28	3		28			31	30				1	12		
	114	6	6			6			6	6				3	22		
	115	16	15	1		16			16	16				1	15		
	116	18	15	3		18			18	18				3	15		
	117	33	16	16		32			31	31		1		16	15		
	118	31	10	21		31			31	31				21	12		
	119	14	11	2		14			13	13				2	3		
	120	30	24	6		30		2	30	29				6	4		
	121	25	14	11		25		2	25	25		1		9	22		
	122	22	20	2		22			22	22				2	13		
	123	13	12	1		13		1	13	13				2	20		
	124	22	15	6		21			21	21		2		5	12		
	125	13	12	1		13			13	13				1	12		
	126	15	12	3		15			15	14				3	11		
	127	13	11	2		12			13	13				2	11		
	128	12	11	1		12			12	12				1	11		
	129	9	7	2		9		2	9	9				2	6		
	130	29	26	3		29			29	29				3	24		
	131	34	30	3		34			33	33				3	28		

¹For renter - occupied dwelling units and vacant nonseasonal not dilapidated units, for rent.
²For owner - occupied dwelling units and vacant nonseasonal not dilapidated units, for sale only.

HOUSING—BLOCK STATISTICS

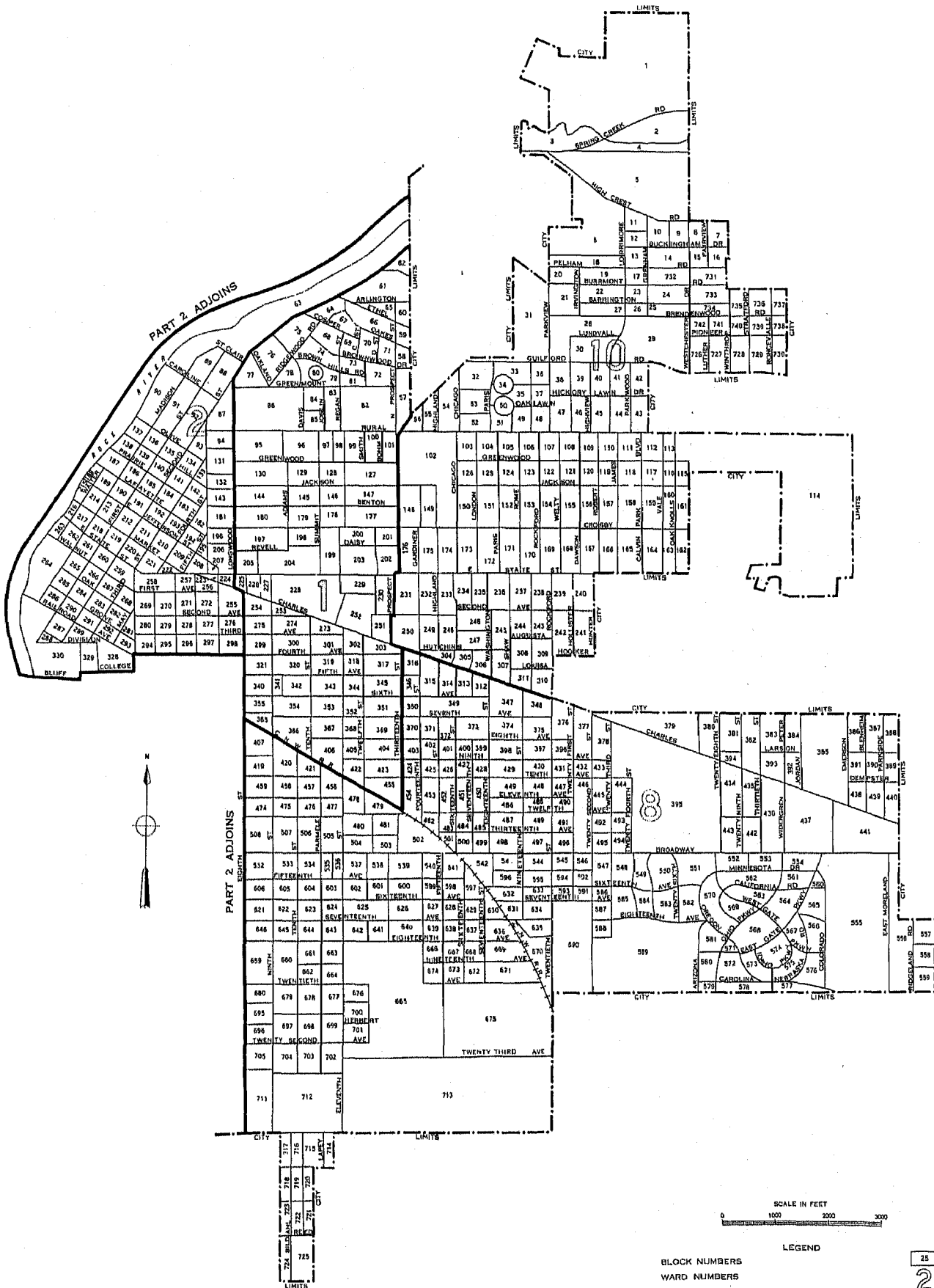
Table 3.—CHARACTERISTICS OF HOUSING FOR WARDS, BY BLOCKS: 1950—Con.

Ward	Block	All dwelling units by occupancy and tenure					All dwelling units by condition and plumbing facilities			Occupied dwelling units			Contract monthly rent ¹		Value ² of one-dwelling-unit structures	
		Total	Owner occupied	Renter occupied	Vacant non-seasonal not dilap., for rent or sale	Other vacant and non-resident	Number reporting	No private bath or dilap.	No running water or dilap.	Total	Persons per room		Number reporting	Average monthly rent (dollars)	Number reporting	Average value (dollars)
											Number reporting	1.51 or more				
10	155	27	25	2					27	27						
	156	30	27	3				1	30	30				2	24	13,312
	157	26	26						26	26				2	26	13,500
	158	15	14	1					15	15					14	14,788
	159	15	14	1					15	14				1	13	23,392
	160	18	18						18	18					18	22,307
	161	14	13	1					14	14					18	15,888
	162	8	8					1	8	7				1	7	15,500
	163	13	13						13	13					11	19,142
	164	22	21		1				22	21					21	15,818
	165	11	11						11	11					11	22,000
	166	21	17	2		2			21	19		1			11	18,772
	167	29	26	4					29	29			1	3	17	20,352
	168	26	22	4					26	26			65.66	25	25	14,280
	169	30	28	2					30	29				22	22	16,363
	170	17	15	2					17	17			49.75	25	25	13,320
	171	37	36	1					37	37		1		8	8	12,500
	172	31	26	5					31	31				11	4	43.45
	173	39	28	11					39	31				4	4	43.00
	174	27	23	4				1	27	27				3	3	55.77
	175	23	21	2					23	23				2	2	56.66
	176	32	27	5					32	32				5	5	4.20
	231	37	26	11				2	37	37				10	10	45.40
	232	39	19	19		1		2	39	38				17	17	54.41
	233	34	24	9	1				34	33				8	8	56.25
	234	38	16	21	1			1	38	36				21	9	50.71
	235	28	19	9					28	28				9	9	52.22
	236	33	18	15				1	33	32				15	15	53.60
	237	14	12	2					14	14				2	2	
	238	17	15	1	1				17	16				1	16	14.156
	239	21	20	1					21	21				1	18	13.055
	240	11	10	1					11	11				1	9	12.777
	241	15	12	1	2				15	13				2	10	15.600
	242	23	22	1					23	23				2	20	14.200
	243	14	12		2				14	12				12	12	16.208
	244	17	16	1					17	17				1	16	17.218
	245	29	21	8					29	29				8	18	12.844
	246	36	25	9	1	1			36	34			41.00	10	10	44.60
	247	31	23	8					31	31				7	17	9.970
	248	29	23	6					29	29				6	14	52.14
	249	26	15	11					26	26				11	17	51.16
	250	64	25	36	2	1			61	58				32	7	43.81
	304	28	13	15					28	28				14	11	36.31
	305	15	8	7					15	15				6	6	38.35
	306	25	20	5					25	25				5	5	52.16
	307	23	19	4					23	23				2	18	36.40
	308	17	17						17	16				2	17	10.111
	309	16	14	1	1				16	16				2	16	10.529
	310	2							2	2				1	16	11.893
	311	9	8	1					9	9				1	15	14.006
	726	1							1	1					6	12.750
	727	3	3						3	3					3	17.000
	728	5	5						5	5					5	15.000
	729	4	2	2					4	4				2	1	
	730	2							2	2						
	742	1							1	1						

¹For renter - occupied dwelling units and vacant nonseasonal not dilapidated units, for rent.
²For owner - occupied dwelling units and vacant nonseasonal not dilapidated units, for sale only.

ROCKFORD, ILLINOIS, BY WARDS AND BLOCKS; 1950

PART I OF 2 PARTS



LEGEND

- BLOCK NUMBERS
- WARD NUMBERS
- WARD BOUNDARIES
- U.S. DEPARTMENT OF COMMERCE, BUREAU OF THE CENSUS

25

ROCKFORD, ILLINOIS, BY WARDS AND BLOCKS: 1950

PART 2 OF 2 PARTS




BLOCK NUMBERS
WARD NUMBERS
WARD BOUNDARIES
U.S. DEPARTMENT OF COMMERCE, BUREAU OF THE CENSUS

LEGEND

25
2

1950 UNITED STATES CENSUS OF HOUSING

U. S. DEPARTMENT OF COMMERCE • BUREAU OF THE CENSUS



SACRAMENTO, CALIF.

**BLOCK
STATISTICS**

U. S. CENSUS OF HOUSING: 1950

Volume

- I General Characteristics
- II Nonfarm Housing Characteristics
- III Farm Housing Characteristics
- IV Residential Financing
- V Block Statistics

Housing statistics for census tracts are to be included in the Population reports on census tracts.

U. S. CENSUS OF POPULATION: 1950

Volume

- I Number of Inhabitants
- II Characteristics of the Population

Succeeding volumes will cover the following subjects:

Census Tracts, Nativity and Parentage, Nonwhite Population by Race, Persons of Spanish Surname, Institutional Population, Differential Fertility, Labor Force Characteristics, Occupation, Industry, Income, Internal Migration, Education, Characteristics of Families and Households.

UNITED STATES CENSUS of HOUSING : 1950
U. S. DEPARTMENT OF COMMERCE
CHARLES SAWYER, Secretary

BUREAU OF THE CENSUS
ROY V. PEEL, Director



BLOCK STATISTICS


SACRAMENTO
CALIFORNIA

Prepared under the supervision of
Howard G. Brunsman, Chief
Population and Housing Division

1950 HOUSING CENSUS REPORT
VOLUME V, PART 162

UNITED STATES GOVERNMENT PRINTING OFFICE 1952

BLOCKS • CENSUS TRACTS





BUREAU OF THE CENSUS

ROY V. PEEL, *Director*

A. ROSS ECKLER, *Deputy Director*
HOWARD C. GRIEVES, *Assistant Director*
CONRAD TAEUBER, *Assistant Director*
MORRIS H. HANSEN, *Assistant Director for Statistical Standards*
ROBERT Y. PHILLIPS, *Assistant Director for Operations*
CALVERT L. DEDRICK, *Coordinator, International Statistics*
FRANK R. WILSON, *Information Assistant to the Director*

Population and Housing Division—

HOWARD G. BRUNSMAN, *Chief*
WAYNE F. DAUGHERTY, *Assistant Chief for Housing*
ROBERT B. VOIGHT, *Assistant Chief for Operations*
HENRY S. SHROCK, Jr., *Assistant Chief for Population*
EDWIN D. GOLDFIELD, *Program Coordinator*

Quality and Equipment Statistics—Robert C. Hamer, *Chief*
Inventory Statistics—Carl A. S. Coan, *Chief*
Developmental Programs—J. Hugh Rose, *Chief*
Residential Financing—Junia H. Honnold, *Chief*
Territories and Possessions—Joel Williams, *Chief*
Statistical Sampling—Joseph Steinberg, *Chief*
Statistical Procedure—Morton A. Meyer, *Chief*
Processing Operations—Milton D. Lieberman, *Chief*

Administrative Service Division—WALTER L. KEHRES, *Chief*
Agriculture Division—RAY HURLEY, *Chief*
Budget Officer—CHARLES H. ALEXANDER
Business Division—HARVEY KAILIN, *Acting Chief*
Field Division—LOWELL T. GALT, *Chief*
Foreign Trade Division—J. EDWARD ELY, *Chief*
Geography Division—CLARENCE E. BATSCHLET, *Chief*
Governments Division—ALLEN D. MANVEL, *Chief*
Industry Division—MAXWELL R. CONKLIN, *Chief*
Machine Tabulation Division—C. F. VAN AKEN, *Chief*
Personnel Division—HELEN D. ALMON, *Chief*

SUGGESTED IDENTIFICATION

U. S. Bureau of the Census. *U. S. Census of Housing: 1950. Vol. V, Block Statistics, Part 162.*
U. S. Government Printing Office, Washington, D. C., 1952.

For sale by the Superintendent of Documents, U. S. Government Printing Office, Washington 25, D. C.,
or any of the Field Offices of the Department of Commerce - Price 20 cents

PREFACE

This report presents statistics on characteristics of dwelling units by blocks for the city. The tabulations are based on data from the 1950 Census of Housing, taken as of April 1, 1950. Authorization for the 1950 Census of Housing as part of the Seventeenth Decennial Census was provided by the Housing Act of 1949, approved July 15, 1949.

The major portion of the information compiled from the 1950 Census of Housing appears in Volume I, *General Characteristics*; Volume II, *Nonfarm Housing Characteristics*; Volume III, *Farm Housing Characteristics*; Volume IV, *Residential Financing*; and Volume V, *Block Statistics*. Volume V consists of separate reports, issued as bulletins for each of the 209 cities which in 1940 or in a subsequent census had a population of 50,000 or more. These reports will not be bound into a single publication.

The subjects covered in both the 1950 and 1940 reports on characteristics of dwelling units by blocks are substantially similar.

This report was prepared under the direction of Howard G. Brunsman, Chief, Population and Housing Division, and Wayne F. Daugherty, Assistant Chief for Housing. Robert C. Hamer, Chief, Quality and Equipment Statistics Section, was in charge of coordinating the content and the format of the report with assistance from Carl A. S. Coan, Chief, Inventory Statistics Section; Floyd D. McNaughton, Chief, Equipment and Facilities Unit; Beulah Washabaugh, Chief, Tenure and Vacancy Unit; and Walter A. Hines. The compilation of the statistics was under the supervision of Robert B. Volght, Assistant Chief for Operations.

The collection of the information on which these statistics are based was under the supervision of Lowell T. Galt, Chief, Field Division. The geographic work, including the assignment of all block numbers and the preparation of maps, was under the supervision of Clarence E. Batschelet, Chief, Geography Division. The data were tabulated under the supervision of C. F. Van Aken, Chief, Machine Tabulation Division.

March 1952.

SACRAMENTO, CALIF.

CONTENTS

INTRODUCTION

	Page		Page
General.....	1	Definitions and explanations—Continued	
Related reports.....	1	Condition and plumbing facilities.....	2
Census tracts.....	1	Persons per room.....	2
Use of data.....	1	Color of occupants.....	2
Comparability with 1940 Housing Census data.....	1	Contract monthly rent.....	2
Definitions and explanations.....	1	Value of one-dwelling-unit structures.....	2
Dwelling unit.....	1	Number reporting.....	2
Occupancy and tenure.....	2	Block identification.....	2

TABLES

	Page
Table 1.—Characteristics of housing for the city: 1950.....	3
Table 2.—Characteristics of housing by census tracts: 1950.....	3
Table 3.—Characteristics of housing for census tracts, by blocks: 1950.....	4

Map of city, by blocks, appears following last page of tables.

BLOCK STATISTICS

INTRODUCTION

GENERAL

Volume V of the Reports on Housing consists of a separate report for each of the 209 cities which in 1940, or in a subsequent census prior to 1950, had a population of 50,000 or more. Each report presents for the city, by blocks, tabulations for a limited number of subjects obtained in the Census of Housing. The subjects in these reports are similar to those in the block statistics supplements to Volume I of the reports of the 1940 Census of Housing. The subjects in this report present the number of dwelling units classified by occupancy and tenure, condition and plumbing facilities, persons per room, color of occupants, average contract monthly rent of renter-occupied and selected vacant units, and the average value of one-dwelling-unit owner-occupied and selected vacant structures. In table 1, the statistics for these subjects are summarized for the city. Table 2 contains the statistics for census tracts. In table 3, the data are presented by blocks within census tracts. Maps identifying the location of each block and the census tract boundaries are a part of this report.

Related reports.—Related statistics for this city are contained in the Reports on Housing, Volume I, *General Characteristics*; and in the Reports on Population, Volume I, *Number of Inhabitants*, and Volume II, *Characteristics of the Population*.

The Reports on Housing for each State in Volume I present data on the characteristics of dwelling units for the State by residence (urban, rural nonfarm, and rural farm), for standard metropolitan areas, urbanized areas, counties, for urban places, places of 1,000 to 2,500 inhabitants, and rural-nonfarm and rural-farm dwelling units for each county. Each report includes the following subjects: occupancy, tenure, race of occupants, type of structure, year built, condition and plumbing facilities, water supply, toilet and bathing facilities, number of rooms, number of persons, persons per room, electric lighting, heating equipment, heating and cooking fuels, refrigeration equipment, kitchen sink, radio, television, and, for nonfarm units, the contract monthly rent, gross monthly rent, and value of one-dwelling-unit structures.

Volume I of the Reports on Population shows the 1950 population of each county and of each minor civil division within the county. It also contains figures for each incorporated place, for each unincorporated place with 1,000 or more inhabitants, and for incorporated places of 5,000 or more by wards. A special series of tables presents data for each urbanized area giving the incorporated places and portions of minor civil divisions within it.

Volume II of the 1950 Population Reports contains statistics on the general characteristics of the population. Chapter A of this volume repeats the figures on number of inhabitants as shown in Volume I; Chapter B presents demographic, economic, and social characteristics of the population; and Chapter C gives more detailed cross-classifications for States and large cities and standard metropolitan areas.

Census tracts.—Census tracts are small areas into which certain large cities have been subdivided for statistical and local administrative purposes. In most cases the tracts are permanently established, so that comparison may be made from census to census. The boundaries of tracts are established so as to include approximately equal numbers of inhabitants or equal areas; and each tract is designed to represent an area that is fairly

homogeneous in population characteristics. Although the tracted areas of some cities extend into the suburbs, the data shown in this report are restricted to the tracts within the corporate limits of the city.

Use of data.—The tabulation of housing characteristics for areas as small as city blocks provides descriptive material of considerable value for technical studies of housing in the city. The statistics will be useful in compiling totals for special types of areas that may be defined to meet the requirements of individual investigators. Users of the data should bear in mind that in practically all cases the data for a given block represent the work of only one enumerator. Consequently, housing characteristics for blocks are subject to a wider margin of error than is to be expected in the figures for tracts or wards which represent returns made by a number of enumerators. Misinterpretation of instructions by one enumerator may cause a significant bias in the statistics for a block even though it may have a negligible effect upon the figures for larger areas. In particular, the enumeration of "condition" depended to a considerable extent upon the judgment of the individual enumerator. Also, failure to indicate the correct block number for a significant number of dwelling units may introduce errors into the block data.

Comparability with 1940 Housing Census data.—In the 1940 Census of Housing, reports entitled "Block Statistics" were issued as supplements to the first series of Housing bulletins. These supplements consisted of separate reports for each of the 191 cities which had 50,000 inhabitants or more in 1930.

In the 1950 reports, the block numbers used are different, in most cases, from those used in the 1940 reports. Therefore, to compare 1940 and 1950 data for a given block, it is necessary to locate the block on the maps to obtain the corresponding 1940 and 1950 block numbers.

The subjects in both the 1940 and 1950 reports are substantially similar. However, data on number of structures, year built, and mortgage status have been omitted from the 1950 report. Furthermore, in the 1940 reports average contract or estimated monthly rent was reported for all dwelling units while in 1950 average contract monthly rent is reported for some, and average value for other, dwelling units.

DEFINITIONS AND EXPLANATIONS

More detailed and complete definitions are presented in Volume I of the Housing Reports.

Dwelling unit.—In general, a dwelling unit is a group of rooms or a single room, occupied or intended for occupancy as separate living quarters, by a family or other group of persons living together or by a person living alone.

A group of rooms, occupied or intended for occupancy as separate living quarters, is a dwelling unit if it has separate cooking equipment or a separate entrance. A single room, occupied or intended for occupancy as separate living quarters, is a dwelling unit if it has separate cooking equipment or if it constitutes the only living quarters in the structure. Also, each apartment in a regular apartment house is a dwelling unit even though it may not have separate cooking equipment. Excluded from the dwelling unit count are large rooming houses, institutions, dormitories, and transient hotels and tourists courts.

In the 1940 Census, a dwelling unit was defined as the living quarters occupied or intended for occupancy by one household.

A household consisted of a family or other group of persons living together with common housekeeping arrangements, or a person living entirely alone. However, the enumerator was not explicitly instructed to define rooms as dwelling units on the basis of cooking equipment or separate entrance.

The number of dwelling units in the 1950 Census may be regarded as comparable with the number of dwelling units in the 1940 Census. Some living quarters may have been classified as separate dwelling units in the one census and not in the other. Further, in the 1950 Census, living quarters with five or more lodgers were not tabulated as dwelling units; generally, such quarters were included in the 1940 dwelling unit count. However, the net effect of these changes is probably small.

Occupancy and tenure.—Dwelling units are classified by occupancy and tenure into four groups: owner-occupied; renter-occupied; vacant nonseasonal not dilapidated, for rent or sale; and other vacant and nonresident. A dwelling unit is classified as owner-occupied if it was owned wholly or in part by the head of the household or by some related member of his family living in the dwelling unit. All other occupied units are classified as renter-occupied whether or not cash rent was actually paid for living quarters. Rent-free units and living accommodations received in payment for services performed are thus included with the renter-occupied units.

A dwelling unit is considered vacant if no persons are living in it at the time of enumeration. New units not yet occupied were enumerated as vacant dwelling units if construction had proceeded to the extent that all the exterior windows and doors were installed and final usable floors were in place. The classification "Vacant nonseasonal not dilapidated, for rent or sale" is descriptive of the vacant dwelling units reported in this classification. "Other vacant and nonresident" units include all dilapidated and seasonal vacant units as well as the not dilapidated units which were not for rent or sale.

Because of changes in enumeration procedures, the counts of total vacant units in 1940 and 1950 are not strictly comparable. In 1940, vacant units were enumerated if they were habitable; units uninhabitable and beyond repair were excluded from the enumeration. In 1950, units were included regardless of condition if they were intended for occupancy as living quarters. Therefore, no comparison should be made between the data on "vacant nonseasonal not dilapidated, for rent or sale" units from the 1950 Census and data in the 1940 Census reports.

In both censuses, dwelling units occupied entirely by non-residents were included with vacant units not for rent or sale. Trailers, tents, houseboats, and railroad cars which were vacant were excluded from the dwelling unit inventory in both 1950 and 1940.

Condition and plumbing facilities.—Data on condition of a dwelling unit are shown in combination with data for selected plumbing facilities and are, therefore, limited to units for which both condition and plumbing facilities are reported. Plumbing facilities include water supply, toilet facilities, and bathing facilities.

The category "with private bath" includes those dwelling units reported with both a flush toilet and a bathtub or shower inside the structure for the exclusive use of the occupants of the unit. The category "no private bath" includes those dwelling units not having private flush toilet or not having private bathing facilities. The "no running water" category includes units with only piped running water outside the structure or with only other sources such as a hand pump.

A dwelling unit is "dilapidated" when it is run-down or neglected, or is of inadequate original construction, so that it does not provide adequate shelter or protection against the elements or it endangers the safety of the occupants.

Persons per room.—The number of persons per room has been computed for each occupied dwelling unit by dividing the number

of persons in the dwelling unit by the number of rooms in the dwelling unit. All persons enumerated in the Population Census as members of the household (including lodgers, servants, and other nonrelated persons) are counted in determining the number of persons that occupy the dwelling unit. The number of rooms in the dwelling unit includes all rooms available for living quarters throughout the year. Not counted as rooms are bathrooms, closets, pantries, halls, screened porches, and unfinished rooms in the basement and attic.

Color of occupants.—Occupied dwelling units are classified by color of head of household according to the definition used in the 1950 Census of Population. The group designated as "non-white" consists of Negroes, Indians, Japanese, Chinese, and other nonwhite races. Persons who are not definitely Indian or of other nonwhite race are classified as white.

Contract monthly rent.—Contract monthly rent is the rent, at the time of enumeration, contracted for by the renter regardless of whether it includes furniture, heating fuel, electricity, cooking fuel, water, or personal services.

Monthly rent for vacant dwelling units is the amount asked for the dwelling unit at the time of enumeration. The average monthly rent relates to renter-occupied dwelling units and vacant nonseasonal not dilapidated units for rent. Dwelling units which are occupied "rent-free" are not included with the units reporting rent.

Value of one-dwelling-unit structures.—Average value is shown for owner-occupied dwelling units and vacant nonseasonal not dilapidated units which are for sale only. Value is shown only if the unit is in a one-dwelling-unit structure without business and if it is the only dwelling unit included in the property. The value represents the amount for which the owner estimates that the property, including such land as belongs with it, would sell under ordinary conditions and not at a forced sale. For vacant units, value is the sale price asked by the owner.

Number reporting.—Occupancy and tenure are reported for all dwelling units, and color of occupants is reported for all occupied units. The corresponding distributions for these subjects in table 1 are based on all dwelling units and on occupied units, respectively. For all other subjects, the distributions are based on the units for which the specific characteristics are reported, that is, the "Number reporting."

The number of dwelling units for which the enumerator obtained no report on a particular item is shown for the city totals only; however, the number "not reported" can easily be derived for each area in tables 2 and 3 by subtracting the number reporting from the total number of dwelling units (or total occupied).

Block identification.—A map or series of maps is included in this report showing block numbers for each block, number and letter designations for tracts, and the names of principal streets.

Blocks are identified by serial numbers, a separate series of numbers being used for each tract. Thus, the location of each block for which data are presented in table 3 may be determined by referring to the tract and block number shown on the map. Similarly, data for a specific block may be located in the table by reference to the map for identification numbers of the tract and block.

If no dwelling units are reported for a block, the block number is not listed in table 3, although it is shown on the map. Dwelling units for which the block number was not reported are indicated in the table by the symbol "NR." Detailed data are not shown for such dwelling units, nor for blocks containing fewer than three dwelling units. Average monthly rent is not shown when the monthly rent was reported for fewer than three dwelling units. Average value is not shown when the value of one-dwelling-unit properties was reported for fewer than three dwelling units. All dwelling units are included, however, in the statistics for the city and for each tract.

Table 1.—CHARACTERISTICS OF HOUSING FOR THE CITY: 1950

Subject	Number	Percent	Subject	Number	Percent
OCCUPANCY AND TENURE			PERSONS PER ROOM		
All dwelling units.....	44,654	100.0	Occupied dwelling units.....	43,290	...
Owner occupied.....	24,755	55.4	Number reporting.....	42,714	100.0
Renter occupied.....	18,535	41.5	1.50 or less.....	41,786	97.8
Vacant nonsensational not dilapidated, for rent or sale.....	790	1.8	1.51 or more.....	928	2.2
Other vacant and nonresident.....	574	1.3	Not reported.....	576	...
CONDITION AND PLUMBING FACILITIES			CONTRACT MONTHLY RENT		
All dwelling units.....	44,654	...	Renter-occupied, and vacant nonsensational not dilapidated units, for rent—Number reporting.....	17,688	...
Number reporting.....	43,679	100.0	Total contract monthly rent..... dollars..	793,585	...
With private bath, not dilapidated.....	39,640	90.8	Average monthly rent..... dollars..	44.87	...
No private bath, with running water, not dilapidated.....	2,593	5.9	VALUE OF ONE-DWELLING-UNIT STRUCTURES		
No running water or dilapidated.....	1,446	3.3	Owner-occupied, ¹ and vacant nonsensational not dilapidated units, for sale only—Number reporting.....	20,951	...
Condition or plumbing facilities not reported.....	975	...	Total value or sale price..... dollars..	225,414,400	...
No private bath or dilapidated.....	4,039	9.2	Average value..... dollars..	10,759	...
COLOR OF OCCUPANTS					
Occupied dwelling units.....	43,290	100.0			
White.....	40,979	94.7			
Nonwhite.....	2,311	5.3			

¹Restricted to 1-dwelling-unit properties.

Table 2.—CHARACTERISTICS OF HOUSING BY CENSUS TRACTS: 1950

Census tract	All dwelling units by occupancy and tenure					All dwelling units by condition and plumbing facilities			Occupied dwelling units			Contract monthly rent ¹		Value ² of one-dwelling-unit structures		
	Total	Owner occupied	Renter occupied	Vacant nonsensational not dilap., for rent or sale	Other vacant and non-resident	Number reporting	No private bath or dilap.	No running water or dilap.	Total	Persons per room	Occupied by non-white	Number reporting	Average monthly rent (dollars)	Number reporting	Average value (dollars)	
TOTAL	44 654	24 755	18 535	790	574	43 679	4 039	14 46	43 290	4 271.4	928	23 111	17 688	4 487	20 951	10 759
1	136	107	3	6	20	133	18	13	110	109	1	11	2	104	13789	
2	1476	1308	139	12	17	1462	18	13	1447	1436	5	11	21	1223	11436	
3	1345	1137	182	11	15	1316	10	8	1319	1313	5	12	175	1081	11068	
4	1625	832	745	29	19	1611	80	38	1577	1571	16	11	720	675	8474	
5	2004	490	1437	54	23	1959	441	180	1927	1903	63	27	1378	2166	7110	
6	1405	196	1164	25	20	1314	573	185	1360	1331	68	38	1126	666	9433	
7	399	45	328	14	12	338	209	75	373	326	72	199	261	3	39333	
8	1071	224	817	12	18	1025	463	227	1041	1018	144	665	749	68	6739	
9	1117	128	894	50	45	1102	333	54	1022	1017	31	125	881	48	7625	
10	228	15	197	7	9	213	76	4	212	193	6	2	182	3	1366	
11	1136	127	970	25	14	1078	231	31	1097	1077	20	7	941	48	15952	
12	2308	359	1840	41	68	2209	257	27	2199	2124	24	33	1784	105	11636	
13	1673	480	1140	39	14	1642	77	33	1620	1608	10	14	1135	256	8797	
14	1696	431	1202	42	21	1659	181	29	1633	1609	23	6	1178	204	11000	
15	2130	1397	685	33	15	2103	26	8	2082	2067	12	4	659	5727	1240	
16	2198	1807	329	18	44	2164	22	10	2136	2109	17	15	284	5793	1703	
17	1838	1524	265	35	14	1816	23	19	1789	1781	16	2	241	5858	1464	
18	2176	1457	682	19	18	2148	80	46	2139	2118	39	102	656	4551	1228	
19	1552	852	651	41	8	1536	24	9	1503	1490	19	69	635	685	9502	
20	1408	606	766	24	12	1380	133	31	1372	1354	26	194	736	436	8542	
21	1696	584	1062	19	31	1653	294	160	1646	1621	78	462	988	324	8334	
22	1419	790	605	16	8	1392	28	24	1395	1377	44	83	595	4192	759	
23	1657	1373	276	4	4	1629	10	5	1649	1633	7	20	257	5500	1277	
24	1504	1360	134	4	6	1482	2	2	1494	1474	2	14	120	7855	1273	
25	1107	846	247	11	3	1094	8	2	1093	1087	12	6	230	5645	766	
26	1139	838	275	10	16	1118	31	18	1113	1105	8	40	255	5112	717	
27	2119	1317	754	28	20	2085	171	98	2071	2045	42	61	723	4049	1120	
28	1167	933	213	9	12	1146	60	48	1146	1118	19	73	193	4445	851	
29	1655	1422	184	28	21	1634	30	22	1606	1599	18	7	171	6336	1355	
30	1309	1041	241	11	16	1292	48	23	1282	1279	31	7	216	5179	948	
31	384	221	65	94	4	370	102	17	286	277	50	2	55	4558	185	
32	577	508	43	19	7	576			551	545			41	9292	500	

¹For renter-occupied dwelling units and vacant nonsensational not dilapidated units, for rent.
²For owner-occupied dwelling units and vacant nonsensational not dilapidated units, for sale only.

HOUSING—BLOCK STATISTICS

Table 3.—CHARACTERISTICS OF HOUSING FOR CENSUS TRACTS, BY BLOCKS: 1950

[Detailed statistics not shown for blocks containing fewer than 3 dwelling units, nor for dwelling units not allocated by blocks (designated by NR)]

Census tract	Block	All dwelling units by occupancy and tenure					All dwelling units by condition and plumbing facilities			Occupied dwelling units			Contract monthly rent ¹		Value ² of one-dwelling-unit structures		
		Total	Owner occupied	Renter occupied	Vacant non-seasonal not dilap., for rent or sale	Other vacant and non-resident	Number reporting	No private bath or dilap.	No running water or dilap.	Total	Persons per room		Occupied by non-white	Number reporting	Average monthly rent (dollars)	Number reporting	Average value (dollars)
											Number reporting	1.51 or more					
1	1	15	11			4	14		11	10					10	11,770	
	2	20	19	1			20		20	20			1		19	16,078	
	3	21	16		4	1	20		16	16					16	12,618	
	4	19	16	1		2	19		17	17			1		16	12,693	
	5	20	18	1		1	19		19	19					16	14,375	
	6	15	7		1	1	15		7	7					7	13,000	
	7	9	6		1	2	9		6	6	1				6	13,666	
	8	7	6			1	7		6	6					6	12,666	
	9	7	6			1	7		6	6					6	12,666	
	10	8	6			2	8		6	6					6	15,150	
2	1	14	14				14		14	14					14	9,614	
	2	9	9				9		9	9					8	9,875	
	3	10	9	1			9		10	9					9	9,700	
	4	11	10		1		11		10	10					8	9,525	
	5	27	27				27	2	27	27	1				27	9,425	
	6	21	20	1			21		21	21			1		19	9,942	
	7	36	35	1			36		36	36				1	34	10,158	
	8	20	20				19		20	20					19	11,468	
	9	14	13			1	14		13	13					12	10,291	
	10	37	36		1	1	37		36	36					36	10,711	
	11	40	38	1	1		40		39	39				1	38	11,350	
	12	21	19		1	1	19		19	18					18	11,611	
	13	6	6				6		6	6					6	14,833	
	14	8	5	3			8	2	8	8			2		5	10,860	
	15	13	11		2		13		11	11					10	11,880	
	16	24	20	4			24		24	24				4	16	12,156	
	17	30	27			3	30		27	27					26	12,807	
	18	15	13				15		15	15					10	14,300	
	19	16	14				16		16	16					12	13,958	
	20	16	14				16		16	16					14	9,964	
	21	6	5	1			6		6	6					5	11,400	
	22	3	3				3	2	3	3					3	6,000	
	23	15	15				15		15	15					14	14,500	
	24	6	6				6		6	6					6	13,166	
	25	14	6	6	1	1	14	3	12	12					4	10,775	
	26	18	16	2			17		18	17				1	13	12,500	
	27	12	12				12		12	12					12	12,441	
	28	37	34		1		37		36	36					33	10,615	
	29	47	44				47		47	47					41	11,146	
	30	11	10	1			11		11	11					9	13,000	
	31	7	5	2			7		7	7					5	12,200	
	32	18	16	1		1	18		17	16					16	11,562	
	33	19	18	1			19		19	19					16	11,368	
	34	35	33				35		35	35					31	11,154	
	35	21	20	1			21		21	21					19	11,484	
	36	42	32	9			39	1	41	40					32	11,750	
	37	10	9	1		1	10		10	9			2		7	11,757	
	38	11	9				11		11	11					7	8,214	
	39	35	31			1	34		34	33			1		3	9,410	
	40	26	20	6			26	1	26	26					6	5,500	
	41	26	26				26		26	26					26	11,665	
	42	29	27	2			28		29	29					25	13,440	
	43	23	20		1		23		22	22					20	14,325	
	44	8	8				8		8	8					5	13,800	
	45	19	19				19		19	19					19	12,578	
	46	20	19	1			20		20	20					17	12,970	
	47	16	16				16		16	16					16	14,062	
	48	56	49	6		1	56		55	55			2		45	12,531	
	49	20	19			1	20		19	18					18	11,627	
	50	20	16	3		1	20		19	19					14	12,642	
	51	10	6	4			10		10	9					6	11,916	
	52	4	4				4		4	4					4	11,125	
	53	5	3	1		1	5		4	4					3	11,000	
	54	8	3	5			8		8	8					1		
	55	33	31	2			33		33	33	1	1		5	63.00		
	56	37	36	1			37		37	37					27	10,159	
	57	29	24	5			29		29	29					34	9,626	
	58	27	26	1			27		27	27					21	11,023	
	59	17	14	3			17		17	17					23	10,865	
	60	21	20	1			21		21	21					14	11,357	
	61	22	20				22		20	20					20	11,780	
	62	22	21		1	1	22		21	21					21	13,025	
	63	24	22			1	22		23	22					21	12,857	
	64	16	15	1			16		16	16			1		20	12,975	
	65	19	16	3			19		19	19					15	11,800	
	66	30	21	7		2	30	3	28	28					15	11,800	
	67	21	18	3			21		21	21			1		15	12,366	
	68	28	18	10			27		28	28					19	12,489	
	69	24	16	8			23	2	24	23					18	8,805	
	70	23	22	1			23		23	23					16	9,031	
	71	38	29	8	1		38	2	37	37			5		14	10,135	
															20	9,125	
3	1	14	9		2	3	14		9	9					10	11,900	

¹For renter-occupied dwelling units and vacant nonseasonal not dilapidated units, for rent.²For owner-occupied dwelling units and vacant nonseasonal not dilapidated units, for sale only.

Table 3.—CHARACTERISTICS OF HOUSING FOR CENSUS TRACTS, BY BLOCKS: 1950—Con.

Census tract	Block	All dwelling units by occupancy and tenure					All dwelling units by condition and plumbing facilities			Occupied dwelling units			Contract monthly rent ¹		Value ² of one-dwelling-unit structures		
		Total	Owner occupied	Renter occupied	Vacant non-seasonal not dilap., for rent or sale	Other vacant and non-resident	Number reporting	No private bath or dilap.	No running water or dilap.	Total	Persons per room		Occupied by non-white	Number reporting	Average monthly rent (dollars)	Number reporting	Average value (dollars)
											Number reporting	1.51 or more					
3	2	21	17	2		2			19	19			2		16	11,881	
	3	9	6	1		2			7	7			1		6	13,900	
	4	16	15	1					16	16			1		14	10,950	
	5	16	14	2			3	1	16	16	1		2		9	4,944	
	6	22	22						22	22					21	11,866	
	7	25	22	3					25	25			3	11.6.66	22	11,036	
	8	24	23	1					24	24			2		23	12,382	
	9	25	23	2					25	25			2		22	11,881	
	10	25	24	1					25	25			1		24	12,183	
	11	23	19	4					23	23			3	68.33	19	12,347	
	12	24	23	1					24	24			1		22	12,977	
	13	28	24	3		1			28	27			3	76.66	23	13,765	
	14	17	17						17	17					17	13,094	
	15	35	29	3	3				35	32			2		24	10,562	
	16	20	16	1		3	1	1	20	17			2		16	11,775	
	17	12	11	1					12	12			1		11	11,045	
	18	7	5	2					7	7			2		4	15,500	
	19	20	13	7					20	20			6	91.00	13	13,692	
	20	29	27	2					29	29			2		26	13,500	
	21	43	31	11		1			43	42			12	62.41	29	13,603	
	22	73	54	19					70	73			19	51.10	48	11,356	
	23	22	16	6			2	2	22	22			15	68.00	15	8,766	
	24	33	29	4					31	33			3	93.33	28	12,285	
	25	18	17	1					16	18			1		15	11,533	
	26	30	23	7					27	29			7	50.85	21	10,471	
	27	29	25	4					27	29			4	57.00	25	8,460	
	28	24	21	3					22	23		1	3	53.33	21	8,500	
	29	36	28	8					34	36			8	64.12	22	7,886	
	30	32	29	3					31	32		1	2		27	8,870	
	31	28	25	3					26	28		1	1		22	9,431	
	32	32	28	4					32	32			2		24	15,937	
	33	34	32	2					31	32			2		30	12,750	
	34	11	11						10	11		1			11	13,000	
	35	33	31	2					31	33			2		30	12,183	
	36	49	47	2					49	49			2		47	11,446	
	37	47	40	7					45	47			5	66.83	36	11,041	
	38	27	22	5					27	27			5	58.80	22	9,022	
	39	41	27	14		1			23	22			4	55.50	16	10,700	
	40	23	17	6					23	22			4	45.57	44	10,529	
	41	51	44	7		1			51	50			7	45.57	44	10,529	
	42	67	52	14		1			67	66		1	14	65.50	51	10,101	
	43	30	30						30	30					30	9,283	
	44	29	26	2					29	28			2		26	8,807	
	45	54	39	12		1			54	51			12	57.33	39	9,100	
	46	16	13	3		2			14	14			6	74.33	12	9,700	
	47	16	12	4					16	16			4	60.00	12	8,708	
	48	46	39	7					46	46			7	60.00	38	10,302	
	49	46	39	7					46	46			10	43.14	38	10,302	
	4	2	1						1	1							
		4	22						22	22							
5		22		13		9		22	22								
6		1						1	1								
13		11	10	1				11	11				1		10	7,310	
14		10	4					10	10				2	43.00	1		
15		22	11	10		1		22	21				10	40.80	9	6,777	
16		14	13	1				14	14				1		12	7,583	
17		11	8	3				11	11				1		8	7,250	
19		1							1	1			3	38.33			
20		16	11	4				16	15				4	34.25	11	7,181	
21		10	8	2		1		9	10				2		6	8,666	
22		15	11	4				15	15				3	44.33	7	8,571	
23		27	21	6				27	27				5	55.00	19	7,800	
24		27	19	8				27	27			1	7	39.14	15	7,253	
25		22	13	8				22	21				8	40.50	13	8,638	
26		28	19	9		1		28	28				9	33.00	16	8,093	
27		22	18	4				21	22				4	42.00	18	8,833	
28		24	20	4				24	24			1	4	32.50	20	8,030	
29		26	22	4				26	26				4	36.50	20	7,325	
30	28	22	6				28	28				5	39.20	17	7,958		
31	29	24	4		1		29	28			1	4	47.50	21	6,533		
32	31	15	16				30	31				16	43.25	13	7,700		
33	29	16	13				29	29			2	13	48.76	14	8,642		
34	31	22	9				31	31				8	46.50	20	8,500		
35	23	20	2		1		23	22				2		19	8,942		
36	28	14	14				28	28				14	57.92	13	11,384		
37	33	18	15				31	33			1	15	35.13	16	7,937		
38	33	18	15				32	33				15	69.00	17	8,647		
39	31	15	15			1	31	30				12	46.66	12	7,875		
40	24	16	6		2		24	22				8	49.00	12	6,791		
41	22	14	7			1	22	21				7	47.14	13	8,092		
42	27	16	11				27	27				10	50.40	14	6,892		
43	30	18	11		1		30	29				11	55.09	16	6,781		
44	25	18	6				25	24				5	36.00	17	8,264		
45	34	14	18		2		33	32				19	47.57	8	11,375		
46	33	10	18		2		33	32				23	42.13	7	8,714		
47	25	7	18		1		25	25				14	54.92	7	8,571		
48	21	15	6				21	21				6	56.33	14	9,464		

¹For renter - occupied dwelling units and vacant nonseasonal not dilapidated units, for rent.
²For owner - occupied dwelling units and vacant nonseasonal not dilapidated units, for sale only.

Table 3.—CHARACTERISTICS OF HOUSING FOR CENSUS TRACTS, BY BLOCKS: 1950—Con.

Census tract	Block	All dwelling units by occupancy and tenure					All dwelling units by condition and plumbing facilities			Occupied dwelling units			Contract monthly rent ¹		Value ² of one-dwelling-unit structures		
		Total	Owner occupied	Renter occupied	Vacant non-seasonal not dilap., for rent or sale	Other vacant and non-resident	Number reporting	No private bath or dilap.	No running water or dilap.	Total	Persons per room		Occupied by non-white	Number reporting	Average monthly rent (dollars)	Number reporting	Average value (dollars)
											Number reporting	1.51 or more					
20	37	2															
	38	14	10	4													
	39	26	2	24													
	41	29	14	14													
	42	31	17	13													
	43	21	11	10	1												
	44	15	10	5													
	45	49	20	25													
	46	25	15	10	3	1											
	47	36	14	21													
	48	28	15	13													
	49	34	18	15													
	50	25	16	7													
	51	22	12	10													
	52	25	17	5	1												
	53	33	15	18		2											
	54	32	18	14													
	55	1															
	57	36	7	29													
	58	15	11	3	1												
	59	5	4	1													
	62	21	8	13													
	63	27	13	14													
	64	10	5	5													
	65	9	4	5													
	67	15	8	7													
	68	3	1	1													
	69	20	8	12													
21	1	12	4	8													
	2	19	9	10													
	3	15	3	12													
	4	18	7	11													
	5	9	5	4													
	6	32	9	22													
	7	16	4	12	1												
	8	7	4	3													
	9	38	11	26													
	10	14	3	11	1												
	11	11	5	6													
	12	12	2	9													
	13	36	3	28	3												
	14	24	5	18													
	15	45	16	29	1												
	16	62	19	40	3												
	17	36	14	21	1												
	18	4	3	1													
	20	47	12	32	2												
	21	69	12	57													
	22	37	7	30													
	23	47	18	29													
	24	33	15	16	1												
	25	39	15	24													
	26	32	12	20													
	28	52	19	32													
	29	45	27	18													
	30	38	19	19													
	31	19	8	11													
	34	19	5	13													
	35	25	10	14													
	36	8	5	3													
	37	33	11	20	2												
	38	31	13	18													
	39	38	15	23													
	40	17	12	5													
	41	23	7	16													
	42	29	19	10													
	43	28	13	14													
	44	40	18	22													
	45	14	9	5													
	46	9	8	1													
	47	9	4	5													
	48	35	16	19													
	49	15	10	5													
	51	8	8	5													
	52	12	8	4													
	53	15	10	5													
	54	2	2	5													
	55	27	11	15	1												
	56	8	6	1													
	57	9	6	3													
	58	26	13	12													
	59	9	3	5													
	60	19	16	3													
	61	29	22	7													
	62	25	9	15													

¹For renter - occupied dwelling units and vacant nonseasonal not dilapidated units, for rent.²For owner - occupied dwelling units and vacant nonseasonal not dilapidated units, for sale only.

Table 3.—CHARACTERISTICS OF HOUSING FOR CENSUS TRACTS, BY BLOCKS: 1950—Con.

Census tract	Block	All dwelling units by occupancy and tenure					All dwelling units by condition and plumbing facilities			Occupied dwelling units			Contract monthly rent ¹		Value ² of one-dwelling-unit structures		
		Total	Owner occupied	Renter occupied	Vacant non-seasonal not dilap. for rent or sale	Other vacant and non-resident	Number reporting	No private bath or dilap.	No running water or dilap.	Total	Persons per room	Occupied by non-white	Number reporting	Average monthly rent (dollars)	Number reporting	Average value (dollars)	
21	63	1															
	64	1															
	65	188	3	184	1	180			187	187	7	15	33.90	1			
	66	9	1	7		9	7	3	8	8	1	6	30.33				
	67	2															
	69	1															
	71	59	1	38		20	58	57	57	39	38	7	6				
22	3	5	4	1		1			5	1		1			1		
	4	105	1	104		103	1		105	105	2	3	39.37				
	5	40		40		36			40	39	1	103	39.35				
	6	152	2	145	1	4	146	4	3	147	145	6	19	39.28			
	7	3					3		3	3		1			1		
	10	293	76	208	7	2	291	5	4	284	284	20	17	34.88	70	12,742	
	11	32	29	2			32			31	31		2	28	28	12,800	
	12	40	36	4	1		40			40	40		1	4	36	12,858	
	13	21	19	2			21			21	21		2	2	16	12,187	
	14	32	25	6		1	31			31	31		5	60.20	25	10,716	
	15	22	19	3			22			22	21		3	7	18	12,472	
	16	22	15	7			21			22	22		1	15	15	12,300	
	17	9	8	1			9			9	9		1	1	8	11,812	
	18	12	11	1			12			12	12		1	1	11	10,818	
	19	24	22	2			24			24	24		1	2	22	11,727	
	20	38	33	4	1		38			37	37		3	69.00	33	15,690	
	21	30	27	3			30			30	30		3	3	27	11,874	
	22	26	23	2	1		26			25	25		2	2	23	11,956	
	23	24	22	2			22		1	24	23		1	1	19	11,968	
	24	25	24	1			25	1	1	24	23		1	1	24	12,312	
	25	8	8				8			8	8				8	14,312	
	26	53	49	4			52			53	52	1	1	3	48	15,031	
	27	18	18				17	1	1	18	17				17	13,176	
	28	60	49	11			60			60	60		9	96.55	48	13,218	
	29	19	17	2			19			19	19		2		17	11,852	
	30	35	31	4			34			35	35		4		31	11,068	
	31	17	17				17			17	17				17	10,735	
	32	93	67	25	1		91		1	92	88	3	26	50.72	66	10,590	
	33	46	34	12			46	14	13	46	45	10	10	29.80	31	8,032	
	34	16	7	5	3	1	16			12	11	1	8	55.00	7	12,571	
	35	2															
	36	97	93	3	1		97			96	95		4	83.75	91	11,807	
	23	1	11		10	1	11		2	10	10	1	3	10	38.20		
		2	10	4			4			4	4					3	6,000
		3	10	10	2		9			10	10		3		10	7,000	
		4	16	14	2		16			16	14		3		13	7,100	
5		12	9	2		11			12	12	1	4		10	8,055		
6		9	9			9			9	9		2		9	7,055		
7		38	25	13		38			38	38		10	62.50	22	8,527		
8		20	19	1		20			20	20		1	5	19	9,764		
9		19	14	5		19			19	19		1	4.420	12	9,255		
10		19	14	5		19			19	19		4	4.800	14	8,755		
11		23	8	15		23	3	3	23	23		13	51.00	7	11,757		
12		13	7			13			13	13		2	53.83	7	10,000		
13		35	27	8		35			35	35		6	49.00	26	9,138		
14		35	29	6		35			35	35		6	40.16	26	9,338		
15		34	26	8		34			34	33		6	62.50	24	9,425		
16		22	3	19		22			22	22		3	55.33				
17		37	30	7		37			37	37		3	3	1		11,570	
18		25	19	6		25			25	24		7	68.71	27	11,571		
19		40	34	6		40			40	40		7	49.83	19	13,631		
20		1								40	40		5	117.00	32	17,250	
21		3	3				2			3	3				3	14,333	
22		7	5		1		7			5	7				6	11,666	
23		5	5				4			5	7		2		4	10,250	
24		45	44	1			43			45	45		1		42	14,628	
25		11	11				11			11	11		1		11	11,272	
26		8	7	1			8			8	8		3		7	11,571	
27		34	31	3			33			34	34		1	75.33	30	12,306	
28		10	10				10			10	10		3		10	14,250	
29		21	14	7			21			21	20		7	79.28	13	14,192	
30		21	18	3			21			21	20		3	56.00	17	12,000	
31		24	17	7			24			24	24		1		17	10,000	
32		24	21	3			23			24	24		3	40.57	17	10,005	
33		22	18	4			22			22	21		7	36.00	17	8,205	
34		22	21	1			21			22	21		3	56.33	17	9,794	
35		25	17	8			25			25	25		8	43.62	17	9,547	
36		20	20				20			20	20		3	40.75	14	9,500	
37		20	17	3			20			20	20		1		14	7,984	
38		3	2	1			3			3	3		1	39.00	2	7,687	
39		4	4				4			4	4		1		4	7,250	
40		23	12	11			23	1	1	23	23		9	49.66	8	7,437	
41	29	26	3			29			29	29		2		25	10,640		
42	38	35	3			38			38	38		3	54.33	32	9,875		
43	23	20	2		1	23			22	22		1		19	9,657		

¹For renter - occupied dwelling units and vacant nonseasonal not dilapidated units, for rent.
²For owner - occupied dwelling units and vacant nonseasonal not dilapidated units, for sale only.

Table 3.—CHARACTERISTICS OF HOUSING FOR CENSUS TRACTS, BY BLOCKS: 1950—Con.

Census tract	Block	All dwelling units by occupancy and tenure					All dwelling units by condition and plumbing facilities			Occupied dwelling units			Contract monthly rent ¹		Value ² of one-dwelling-unit structures	
		Total	Owner occupied	Renter occupied	Vacant non-seasonal not dilap. for rent or sale	Other vacant and non-resident	Number reporting	No private bath or dilap.	No running water or dilap.	Total	Persons per room	Occupied by non-white	Number reporting	Average monthly rent (dollars)	Number reporting	Average value (dollars)
23	44	43	38	4	1	43			42	42		5	39.60	36	9,133	
	45	32	27	5		32		1	32	32		5	65.60	24	8,125	
	46	24	17	7		23			24	24		7	49.42	17	10,088	
	47	25	16	8		22		1	24	23		8	52.00	13	13,584	
	48	20	17	3		20			20	20		3	67.33	16	13,975	
	49	12	9	3		12			12	12		3	95.00	8	16,750	
	50	18	17	1		18			18	18				17	17,676	
	51	30	26	4		27			30	30		4	50.50	25	18,244	
	52	36	30	6		34		1	36	36		6	74.16	27	17,481	
	53	25	23	2		24			25	25		2		22	16,909	
	54	11	11			11			11	11				11	13,818	
	55	17	15	2		15			17	17		2		14	15,892	
	56	24	16	8		22			24	22	1	7	69.00	14	15,678	
	57	20	16	4		20			20	20		3	54.33	12	20,791	
	58	28	28			28			28	28				23	17,608	
	59	30	29	1		30			30	30		1		29	18,793	
	60	7	7			7			7	7				7	19,500	
	61	18	18			17			18	18				18	19,805	
	62	41	40	1		41			41	41		1		37	18,945	
	63	22	19	3		22			22	22		3	82.00	19	16,684	
	64	20	20			19			20	20				20	17,875	
	65	11	11			11			11	11				11	15,136	
	66	11	11			11			11	11				11	16,272	
	67	21	21			21			21	21				21	15,523	
	68	18	18			18			18	18				18	15,694	
	69	14	14			14			14	13				14	14,285	
	70	23	22	1		23			23	22		1		22	14,613	
	71	5	5			5			5	5				5	14,600	
	72	31	26	5		31		2	31	31		4	46.25	24	14,583	
	73	14	12	2		14			14	14		2		10	14,400	
	74	22	20	1		21		1	21	20		1		20	14,575	
	75	26	22	4		26			26	26		4	61.25	20	12,050	
	76	44	26	17	1	43			43	42	1	17	43.23	19	8,631	
	77	24	18	6		23			24	24		6	57.16	16	11,937	
	78	32	27	4		32			31	30		3	80.00	25	13,520	
	24	1	30	23	7		26			30	28		6	70.00	22	10,636
		2	30	25	5		30			30	30		5	66.80	23	14,043
		3	30	26	4		29			30	30		4	78.75	25	12,640
		4	29	24	4		28		1	28	27		2		19	12,710
		5	21	9	26	1	120			120	119		26	84.42	64	15,398
		6	16	13	3		16			16	16		3	115.00	10	19,500
		7	19	17	2		19			19	19		2		9	17,833
		8	24	21	3		24			24	24		3	64.66	21	18,404
		9	20	20			19			20	19				17	14,882
		10	9	7	2		9			9	9		2		5	23,800
		11	17	16	1		17			17	17		1		16	16,406
		12	46	42	4		45			46	45		3	76.66	39	19,756
		13	39	38	1		39			39	39		1		35	19,411
		14	18	17	1		18			18	18		1		16	17,187
		15	23	21	2		23			23	23		2		20	16,600
		16	41	40	1		41			41	41		1		39	20,358
		17	46	43	3		45			46	46		3	92.66	42	20,900
		18	31	30	1		31			31	31		1		30	17,363
19		21	18	3		21		1	21	21		3	42.66	18	15,194	
20		59	57	2		59			59	59		7		54	18,842	
21		23	17	6		23			23	23		5	85.00	14	17,071	
22		29	23	6		28			29	28		5	75.00	22	17,954	
23		20	16	3		20			19	19		3	57.66	15	20,766	
24		38	37	1		38		1	37	37				37	20,175	
25		26	25	1		26			26	26		1		24	24,562	
26		21	21			21			21	21				21	22,833	
27		29	29			29			29	29				29	18,310	
28		24	20	2	1	24			22	22		2		18	19,305	
31		32	31	1	1	32			32	32		1		31	20,806	
32		40	31	8	1	40			39	39	1	3	56.37	26	17,173	
33		32	32			31			32	31				31	17,322	
34		17	15	2		17			17	17		2		12	15,416	
35		45	39	6		45			45	45		6	74.16	36	23,936	
36		24	22	2		24			24	24		2		20	28,700	
38		23	22	1		23			22	22				22	17,636	
39		25	25			25			25	25				25	18,140	
40		26	26			26			26	26				26	18,576	
41		16	16			16			16	16				16	21,375	
42		22	21	1		20			22	20		2		20	20,875	
43		9	9			9			9	9				9	25,833	
44		9	7	2		9			9	9		2		7	19,228	
45		15	15			15			15	15				15	32,166	
47	12	8	4		5			12	5		1		4	10,025		
48	14	13	1		14			14	14				13	31,961		
49	4	4			4			4	3				4	26,000		
50	14	14			14			14	14				14	30,821		
51	25	22	2		25		1	24	24		2		19	31,157		
52	12	12			12			12	12				12	21,041		
53	1															
54	15	15			15			15	15				14	26,428		

¹For renter - occupied dwelling units and vacant nonseasonal not dilapidated units, for rent.

²For owner - occupied dwelling units and vacant nonseasonal not dilapidated units, for sale only.

Table 3.—CHARACTERISTICS OF HOUSING FOR CENSUS TRACTS, BY BLOCKS: 1950—Con.

Census tract	Block	All dwelling units by occupancy and tenure					All dwelling units by condition and plumbing facilities			Occupied dwelling units			Contract monthly rent ¹		Value ² of one-dwelling-unit structures		
		Total	Owner occupied	Renter occupied	Vacant non-seasonal not dilap., for rent or sale	Other vacant and non-resident	Number reporting	No private bath or dilap.	No running water or dilap.	Total	Persons per room		Number reporting	Average monthly rent (dollars)	Number reporting	Average value (dollars)	
											Number reporting	1.51 or more					Occupied by non-white
24	55	25	23	2					25	25				21	17,285		
	56	24	22	2				24	24					22	23,181		
	59	44	44					44	43	1				42	15,845		
	60	34	32	1	1			34	33					31	16,806		
	61	20	20					20	20					20	15,075		
	62	32	31	1				32	31					28	21,107		
	63	32	31	1				32	31					28	21,107		
	64	14	8	6			1	1	14	14		4	72.50	8	9,550		
	25	1	27	19	8					27	27	1		6	56.66	17	10,852
		2	23	18	5				23	23				3	41.66	13	9,307
3		17	12	5				17	17				5	59.20	11	10,681	
4		22	15	7				22	22				6	60.50	13	10,807	
5		23	17	6				23	23				5	35.00	15	9,033	
6		19	14	5				19	19				4	62.50	13	11,307	
7		23	15	8			2	23	23				4	61.00	13	10,653	
8		21	13	6		2		20	19				5	41.00	9	12,666	
9		34	32	2				34	34					3	14,093		
10		30	29	1				30	30				1		29	10,248	
11		30	26	4				28	29				4	40.75	25	11,080	
12		24	24					24	24				1		24	10,812	
14		24	24					24	24						24	19,291	
15		25	24	1				25	25				1		24	17,520	
16		31	29	2				31	31				2		28	12,357	
18		24	22	2				24	24				2		22	10,354	
19		22	20	1	1			20	21						20	10,725	
20		17	17	1				18	18						17	9,988	
22		17	17	1				17	17						17	13,823	
23		9	8	1				9	9					1	8	11,000	
24		26	21	5				26	26				4	81.50	20	14,000	
25		17	17					17	17						16	20,375	
26		18	17	1				18	18					1	17	20,970	
27		15	14	1				15	15					1	13	20,692	
28		15	15					15	15						14	17,821	
29		14	13	1				14	13					1	12	22,916	
31		15	14	1				15	15					1	14	10,642	
32		15	13	1				14	14					1	12	9,966	
33		11	11			1		11	11						11	10,872	
34		18	18					18	18			1			18	13,055	
35		83	71	11		1		82	80				11	51.63	65	10,453	
36		25	18	7			3	25	25			2	1	7	38.28	17	8,911
37		22	13	9			2	22	22				9	54.11	9	7,833	
38	28	17	9	2			28	26			1		5	51.71	19	7,605	
39	40	29	10	1			40	39				11	61.72	27	8,074		
40	65	56	9			1	65	65			1	6	55.83	50	12,180		
41	7	5	2				7	7					3	3	14,000		
42	26	23	3		1		25	25					4	33.3	23	12,543	
43	14	10	4				14	14				4	60.00	9	12,055		
44	34	28	6		3		32	30				3	83.12				
46	15	13	2				13	13				14	61.21				
47	28	18	10	1	1		28	28				9	67.55	11	11,181		
48	49	1	48				49	49		11		4	34.36				
51	1	7					7	7					1	6	8,483		
52	6	6					6	6					1	6	8,483		
53	15	14	1				15	15					1	13	9,253		
54	10	9	1				10	10						8	10,787		
55	3	2	1				3	3						1			
56	6	3	3				6	6					2	3	7,166		
26	1	24	16	6	1	1	24	22				1	6	34.16	14	7,071	
	2	39	25	13	1		39	38				3	13	51.61	23	7,643	
	3	55	43	12		2	55	53					9	26.77	39	9,153	
	4	60	41	19			60	58			2	13	17	21.1	36	8,047	
	5	15	11	4			15	15		6	3		4	9.50	10	6,530	
	6	19	9	9		1		18	18				4	9	7	7,357	
	7	19	10	9				19	19				3	7	9	7,166	
	8	20	7	13				20	20			2		13	7	7,642	
	9	8	3	5				8	8				1	2	3	8	7,642
	10	18	14	4				18	16				4	2	13	8,692	
	11	3	3					3	3						2	9	
	12	27	13	12		2		25	25					12	50.58	2	9,033
	13	18	10	7		1		17	16			1	6	59.50	9	6,944	
	14	2	2					2	2						2		
	15	2	2					2	2						2		
	16	4	3	1				4	4						3	9,166	
	19	20	8	11		1		19	19				1	9	5	6,940	
	20	27	5	22				27	27				20	45.44	5	6,940	
	21	21	21					21	21						3	3	3,800
	22	15	11	4				15	15		1		20	75.75	19	14,336	
	23	7	6	1				7	7					3	59.66	10	11,500
	24	15	6	8				15	14					1	6	11,033	
	25	17	11	5		1		15	14					1	6	7,500	
	26	15	12	3				15	15					2	4	6,312	
	27	28	27	1				27	27						2	35.50	
28	41	31	9		1		41	40					8	10	8,950		
29	33	32	1				32	32					8	28	25	9,940	
														28	8	8,917	
														32	11,412		

¹For renter - occupied dwelling units and vacant nonseasonal not dilapidated units, for rent.
²For owner - occupied dwelling units and vacant nonseasonal not dilapidated units, for sale only.

Table 3.—CHARACTERISTICS OF HOUSING FOR CENSUS TRACTS, BY BLOCKS: 1950—Con.

Census tract	Block	All dwelling units by occupancy and tenure					All dwelling units by condition and plumbing facilities			Occupied dwelling units			Contract monthly rent ¹		Value of one-dwelling-unit structures		
		Total	Owner occupied	Renter occupied	Vacant non-seasonal not dilap., for rent or sale	Other vacant and non-resident	Number reporting	No private bath or dilap.	No running water or dilap.	Total	Persons per room		Occupied by non-white	Number reporting	Average monthly rent (dollars)	Number reporting	Average value (dollars)
											Number reporting	1.51 or more					
26	30	36	36						36	36					36	12,277	
	31	15	13	2					15	15				2	11	12,090	
	32	17	16	1					17	17					14	10,964	
	33	9	8	1					9	9				1	8	12,312	
	35	23	18	5					23	23				5	14	12,607	
	36	64	50	14					64	64				14	38	15,305	
	37	32	24	7	1			2	31	31				8	21	11,142	
	38	14	10	4					14	14				4	6	11,416	
	39	49	43	6					49	49				6	35	11,077	
	40	28	20	6	2				27	26				7	12	11,750	
	41	31	22	7	1	1			30	29				7	14	11,150	
	42	25	24	1					25	25				1	22	14,072	
	43	24	23	1					24	24				1	21	15,690	
	44	19	15	3	1				19	18				2	13	15,461	
	45	20	18	2					20	20				2	15	10,933	
	46	20	19	1					20	20				1	18	16,722	
	47	13	11	2					13	13				2	11	13,681	
	48	13	13						13	13					11	14,636	
	49	63	36	26		1			62	62				24	25	9,080	
	50	52	41	11				5	4	52	52	1		11	37	8,348	
	27	1	4	3	1					4	4				1	3	13,833
		2	9	6	3					9	9				3	3	16,333
		3	12	4	8				1	11	11	1			8	3	9,166
		4	13	5	8					12	12				7	4	8,375
		5	32	11	20	1			2	31	31	2	2		20	9	7,555
		6	36	14	21	1			5	35	34				20	12	6,750
7		20	14	12		1		1	19	17				12	2		
8		2															
9		4		3	1			2	3	3				4			
10		24	8	15		1		2	23	23				14	1		
11		24	12	11	1			1	24	23				9	9	7,911	
12		37	18	17	1	1			36	35		2		18	11	6,136	
13		19	15	4					19	19				4	15	8,300	
14		13	6	7					13	13				1	6	7,333	
15		5	5	5				4	5	5				5			
16		22	21	4	2	1		4	22	25				4	17	7,023	
17		22	15	7				5	22	21				6	12	6,666	
18		25	14	10	1			1	24	22		1		10	12	6,458	
19		15	10	5					15	15				5	6	10,166	
20		29	7	22				4	29	29				21	4	9,125	
22		3	2	1					3	3				1	2		
23		43	24	16	2			2	43	40				18	16	6,662	
24		56	9	45		2		8	55	54				45	3	6,500	
25		62	7	52	2	1		11	61	59				53	4	6,000	
26		12	6	6					12	12				6	4	6,550	
27		34	20	13	1			5	33	33				13	16	6,156	
28		53	31	22					53	52				22	26	6,961	
29		47	31	16				5	47	47				15	24	6,658	
30		44	16	27		1			44	43				27	15	6,500	
31		34	15	17	1	1		1	34	32				17	13	5,884	
32		44	27	17					43	44				16	21	6,638	
33		37	24	13					37	37				13	20	7,075	
34		59	25	34				3	59	59				33	15	5,900	
35		37	26	10	1			6	37	36				10	23	5,586	
36		31	20	11				4	31	31				10	20	7,025	
37		30	23	6		1		4	30	29				4	5	6,825	
38		47	32	13	2			4	47	45				3	25	6,268	
39		62	41	19	2			6	59	57				14	36	5,888	
40		38	25	13		2		2	37	36				13	23	7,543	
41		23	7	16					23	23				16	4	7,500	
42		37	22	14		1		1	35	36				13	15	7,600	
43		63	37	26				7	61	63				23	31	7,429	
44		19	16	3				1	19	19				1	15	8,080	
45		35	28	5				3	33	32				5	27	7,107	
46		70	48	20		2		6	68	66				15	39	6,520	
47		26	17	7		2		5	25	24				7	15	7,033	
48		14	13	1				2	14	14				3	11	6,636	
49		51	33	17	1			11	51	50				17	30	6,853	
50		35	27	8				9	35	35				8	27	7,055	
51		6	5	1				1	6	6				1	5	7,500	
52		26	19	7				2	25	26				7	14	7,464	
53		19	14	5					19	19				5	14	7,142	
54		15	13	1	1			1	15	14				2	13	8,961	
55		19	17	1				2	19	18				1	16	7,212	
56		18	16	2		1			18	18				2	16	5,937	
57		41	34	7				5	39	41				5	31	6,887	
58		33	23	10				3	32	33				10	20	8,375	
59		35	26	9				1	33	35				7	22	10,063	
60		83	74	8		1		1	80	79				5	69	9,847	
61		11	11						11	11					11	9,818	
62		14	13			1			14	13				1	12	10,208	
63		22	20	2					22	22				1	20	9,950	
64		26	22	4					26	26				3	22	8,590	
65		18	16	2					18	18				2	14	6,892	
66		31	29	2					31	31				2	26	7,884	

¹For renter - occupied dwelling units and vacant nonseasonal not dilapidated units, for rent.
²For owner - occupied dwelling units and vacant nonseasonal not dilapidated units, for sale only.

HOUSING—BLOCK STATISTICS

Table 3.—CHARACTERISTICS OF HOUSING FOR CENSUS TRACTS, BY BLOCKS: 1950—Con.

Census tract	Block	All dwelling units by occupancy and tenure					All dwelling units by condition and plumbing facilities			Occupied dwelling units			Contract monthly rent ¹		Value ² of one-dwelling-unit structures		
		Total	Owner occupied	Renter occupied	Vacant non-seasonal not dilap., for rent or sale	Other vacant and non-resident	Number reporting	No private bath or dilap.	No running water or dilap.	Total	Persons per room	Occupied by non-white	Number reporting	Average monthly rent (dollars)	Number reporting	Average value (dollars)	
27	67	30	24	6		30			30	30		5	59.00	23	7.76	00	
	68	14	12	2		14			14	14		2		10	7.36	31	
	69	19	15	4		19			19	19		2		11	8.56	31	
	70	33	19	12	1	33		2	33	31	1	11	4.88	17	7.73	55	
	71	24	18	5		24			23	23		1	7.04	17	7.51	77	
	72	12	11	1		12		1	12	12		1		10	6.99	00	
	73	15	11	4		15			15	15		4	51.50	11	7.93	66	
	74	36	27	6	3	36		1	33	33	1	5	26.20	27	6.15	99	
	28	1	8	5	3		8		1	8	8		2		5	6.10	00
		9	9	8			9		1	9	9	1	3		8	7.43	71
3		23	16	6	1	23		5	22	22	1	4	20.75	13	7.26	61	
4		35	25	8		33		4	33	31	1	4	46.40	22	7.56	33	
5		32	26	4		32		1	30	30	1	4	51.50	25	7.28	00	
6		33	26	4		33		1	30	30		3	29.75	22	6.56	88	
7		21	13	8		21			21	17		2	41.66	13	6.57	66	
8		29	22	7		27			29	26	1	7	43.00	18	6.37	77	
9		8	5	3		7		1	8	7	1	3	35.00	4	7.50	00	
10		30	22	8		29		2	30	29		7	43.57	21	6.59	95	
11		23	18	5		23		7	23	22	1	5	36.40	16	7.10	67	
12		31	24	7		26		7	31	28		5	44.20	21	6.54	76	
13		5	5			5			5	5		1		3	7.66	66	
14		8	7	1		8		1	8	8		1		7	7.81	44	
15		18	11	7		15		2	18	15	1	7	43.28	7	5.48	55	
16		15	9	6		15		1	15	15		1	49.50	7	6.57	71	
17		39	31	18		38		8	39	34		15	36.46	16	6.99	33	
18		5	4	1		5			5	5		1		3	6.25	50	
19		85	70	15		83		2	85	85	1	12	38.46	66	10.44	33	
20		29	26	3		29		1	29	29		2		25	7.13	36	
21		24	17	7		24		1	24	24	1	2	42.66	17	6.68	88	
22		37	35	2		37		1	37	37		1		31	7.76	67	
23		27	25	2		27		1	27	27		1		24	8.76	21	
24		28	21	6	1	28			27	27		1	54.71	19	7.67	77	
25		40	28	8	2	40		1	36	36	2	8	54.75	26	6.80	77	
26		17	16	1		17			17	17		1		14	9.01	44	
27		13	12	1		13		1	12	12		2		12	8.46	66	
28		43	36	6		42			42	42	2	2	38.66	32	6.31	88	
29		58	44	13	1	58		1	57	57		14	45.71	40	6.39	95	
31		39	30	7	1	39		9	37	37	1	1	36.00	27	6.39	66	
32		43	35	8		43			43	42	2	7	43.57	32	7.95	33	
33		44	44			44			44	44		3		3	5.83	33	
34		18	10	8		18			18	18	1	7	43.57	8	9.75	00	
35	20	15	5		20			20	20		4		4	7.30	00		
36	26	19	5	2	26			24	24		7	61.57	18	7.10	00		
37	28	29			28			29	29		1		29	6.89	66		
38	14	11	3		14		1	14	14		2		11	6.81	95		
39	4	4			4			4	4				4	6.87	58		
40	7	7			7			7	7		1		9	8.93	21		
41	13	11	1	1	13			12	12		2		2	8.41	33		
42	20	18	2		20			20	20		2		16	0.11	12		
43	18	16	2		18			18	18		2		16	0.78	11		
44	33	28	5		33		1	33	33	1	1	72.00	25	8.14	46		
45	23	21	2		22			22	22		2		21	6.81	48		
46	27	25	2		27			27	27		2		21	6.81	48		
47	27	24	3		25			25	25		1		21	8.82	66		
48	28	19	9		21			21	21		16		20	9.95	00		
49	21	20	1		21			21	21		1		20	9.60	95		
29	1	23	21	2		21			23	22		2		21	7.73	88	
	2	25	23	2		23			25	25		1		23	8.34	77	
	3	26	25	1		26			26	26		1		25	8.28	00	
	4	26	21	5		26		2	26	26		4	70.00	19	8.02	60	
	5	16	10	4		16		2	14	13		4	63.75	10	10.65	60	
	6	15	15			15			15	15		4		15	10.28	66	
	7	20	18			20			19	19				18	9.64	44	
	9	16	12	1	1	16			14	14		3	41.66	12	9.39	17	
	10	23	23		2	23			23	23		3		23	9.54	77	
	11	28	25	3		28		1	28	28		2	71.00	25	11.37	66	
	12	41	35	4		40			39	39		3		33	7.33	33	
	13	14	10	3		14			13	13		4		9	9.12	55	
	14	23	18		1	23		1	18	18		3		18	11.67	87	
	15	71	63	7	4	71			71	71		1		62	10.34	87	
	16	51	44	8		51			51	51		8	60.75	42	10.57	71	
	17	101	82	18	1	99		1	100	99	1	15	45.42	72	10.57	71	
	18	41	36	5		41		1	41	41		4	53.93	49	10.33	78	
	19	44	37	7		44		6	44	44	1	1	43.00	32	8.37	88	
20	51	44	7		51		4	49	49		4	56.14	33	7.15	11		
21	30	25	5		30		5	30	30		3	28.75	41	6.64	19		
22	21	18	2	1	20		1	20	20		1		18	6.98	36		
23	32	27	3	1	32			30	30		2		26	6.72	66		
24	43	39	4		42			43	43		4	55.00	39	7.26	61		
25	20	19	1		20			20	20		1	62.50	19	7.26	61		
26	22	21	1	1	22			21	21		1		20	11.10	60		
27	38	33	5		38			38	38		5		20	10.49	31		
28	22	22			22			22	22		5	79.40	22	11.86	33		

¹For renter - occupied dwelling units and vacant nonseasonal not dilapidated units, for rent.²For owner - occupied dwelling units and vacant nonseasonal not dilapidated units, for sale only.

Table 3.—CHARACTERISTICS OF HOUSING FOR CENSUS TRACTS, BY BLOCKS: 1950—Con.

Census tract	Block	All dwelling units by occupancy and tenure					All dwelling units by condition and plumbing facilities			Occupied dwelling units			Contract monthly rent ¹		Value ² of one-dwelling-unit structures				
		Total	Owner occupied	Renter occupied	Vacant non-seasonal not dilap., for rent or sale	Other vacant and non-resident	Number reporting	No private bath or dilap.	No running water or dilap.	Total	Persons per room		Number reporting	Average monthly rent (dollars)	Number reporting	Average value (dollars)			
											Number reporting	1.51 or more					Occupied by non-white		
29	29	20	19	1					20	20									
	30	18	17						18	17									
	32	15	12	3					15	15	1								
	33	26	23	1					26	24									
	34	18	18						18	18									
	35	19	17	1					19	18									
	36	16	15	1					16	16									
	37	35	30	3					35	33				9333					
	38	14	8						14	10									
	39	13	5						13	5									
	40	14	8	4					14	12									
	41	33	33						33	30				4500					
	42	51	44	6					50	49				6833					
	43	27	25	1					27	26				5914					
	44	11	10						11	10									
	45	11	10	1					11	11									
	46	10	9	1					10	10									
	47	8	6	2					8	6									
	48	28	26	2					28	28									
	49	34	31	2					33	33									
	50	33	29	3					33	32									
	51	33	27	3					33	33				10375					
	52	43	36	7					43	42				10583					
	53	20	20						20	20				4100					
	54	17	17						17	17									
	55	39	34	5					39	39									
	56	31	27	4					31	31				6925					
	57	83	67	15					82	82				5000					
	58	28	25	3					28	28				5363					
	59	26	15	10					25	25									
	30	1	35	24	8				34	32									
		2	28	16	9				28	25									
		3	30	21	7				30	25									
		4	19	18	1				19	18									
		5	19	16	2				19	18									
		6	66	58	2				65	65									
		7	12	8	3				11	11									
		8	20	20					20	20									
		9	40	39	1				40	40									
		10	33	32	1				33	33									
		11	36	35	1				36	36									
		12	47	29	16				45	45					5858				
		13	7	6	1				7	7									
		14	15	15					15	15									
		15	9	8	1				9	9					5288				
		16	24	20	4				24	23									
		17	23	18	4				23	22									
		18	22	27	4				21	21									
19		21	14	7				21	21										
20		11	6	5				11	11										
21		27	18	7				25	24										
22		25	9	16				25	25										
23		25	80	14				24	22										
24		84	66	18				83	83										
25		10	8	2				10	10										
26		11	10	1				11	11										
27		8	8					8	8										
28		15	13	2				15	15										
29		16	12	4				16	16										
30		17	13	4				17	17										
31		18	16	2				18	18										
32		12	12					12	12										
33		17	13	4				17	17										
34		14	12	2				14	14										
35		18	10	8				18	18										
36		18	8	1				18	18										
37		15	13	1				14	14										
38		20	14	6				20	20										
39		32	31	1				32	32										
40		33	30	3				33	33										
41		35	35					35	35										
42		33	33					33	33										
43		22	18	4				22	22										
44		25	20	3				23	23										
45		22	19	3				22	22										
46		25	20	5				23	23										
47		28	19	9				28	26										
48		25	17	8				25	24										
31	11	15	13				15	15											
	12	12	6				12	12											
	13	11	6				10	10											
	16	16	16				16	16											
	17	10	8				10	10											
	18	13	9				13	13											
	19	7	7				7	7											
	31	15	13				15	15											
	32	109	88	21			110	110											
	33	10	10				10	10											
34	13	13				13	13												

¹For renter-occupied dwelling units and vacant nonseasonal not dilapidated units, for rent.
²For owner-occupied dwelling units and vacant nonseasonal not dilapidated units, for sale only.

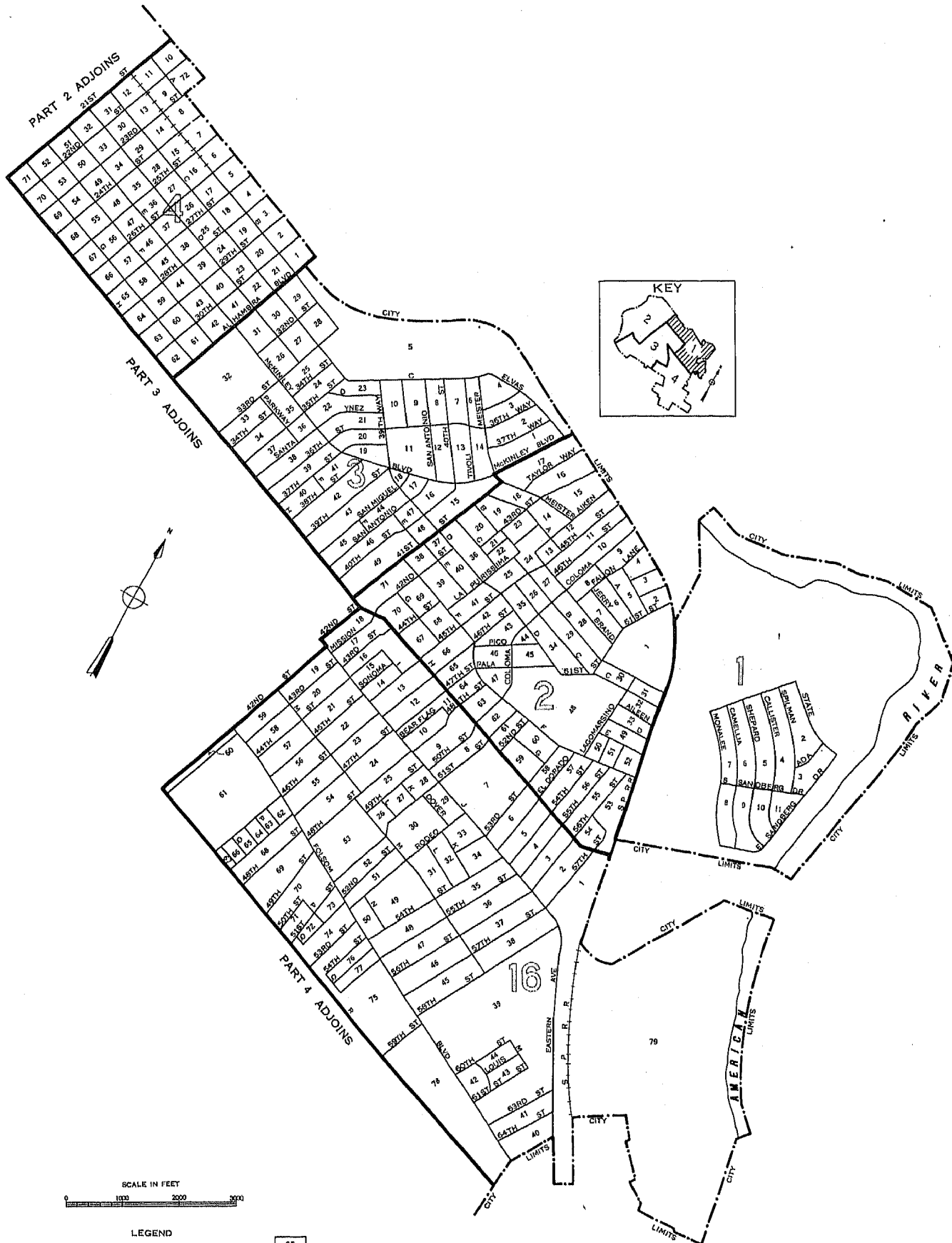
Table 3.—CHARACTERISTICS OF HOUSING FOR CENSUS TRACTS, BY BLOCKS: 1950—Con.

Census tract	Block	All dwelling units by occupancy and tenure					All dwelling units by condition and plumbing facilities			Occupied dwelling units			Contract monthly rent ¹		Value ² of one-dwelling-unit structures		
		Total	Owner occupied	Renter occupied	Vacant non-seasonal not dilap., for rent or sale	Other vacant and non-resident	Number reporting	No private bath or dilap.	No running water or dilap.	Total	Persons per room		Occupied by non-white	Number reporting	Average monthly rent (dollars)	Number reporting	Average value (dollars)
											Number reporting	1.51 or more					
31	21	86	39	3	42	2			42	41	1	1	1	33.33	69	7,824	
	23	4	1	3					4	4			3		1		
32	1	36	29	4	3				33	32			4	93.75	29	8,772	
	2	34	27	7					34	34			7	103.57	27	8,625	
	3	31	28	3					31	30			3	76.66	27	8,762	
	4	30	24	4		2			28	28			4	88.75	24	9,183	
	5	30	29	1					30	30			1		28	9,307	
	6	19	18	1					19	19			1		18	10,077	
	7	33	30	1	1	1			33	31			1		30	9,510	
	8	32	28	4					32	32			1	88.75	28	9,946	
	9	16	12	1	1	2			13	13			1		13	8,238	
	10	26	26						26	26					26	8,430	
	11	26	25			1			26	25					25	9,540	
	12	26	22	3	1				26	24			3	101.66	21	10,623	
	13	37	34	3					37	37			2		34	10,047	
	14	20	19	1					20	20			1		18	9,588	
	15	19	18	1					19	19			1		18	9,927	
	16	10	9	1					10	10			1		9	10,000	
	17	26	25	1					26	26			1		24	10,237	
	18	18	16	2					18	18			2		16	10,050	
	19	11	9		2				9	9					9	9,577	
	26	11	10		1				10	10					10	8,310	
	27	9	9						9	9					9	10,566	
	28	21	15		6				20	14					14	9,542	
	29	9	9						9	9					9	10,235	
30	8	5	2	1				8	7				2	5	10,400		
31	9	8	1					9	9				1	8	9,212		
32	20	19	1					20	20			1		19	9,289		
33	8	3		3	1			8	8					8			
42	2							2	2					2			

¹For renter-occupied dwelling units and vacant nonseasonal not dilapidated units, for rent.²For owner-occupied dwelling units and vacant nonseasonal not dilapidated units, for sale only.

SACRAMENTO, CALIFORNIA, BY CENSUS TRACTS AND BLOCKS: 1950

PART 1 OF 4 PARTS



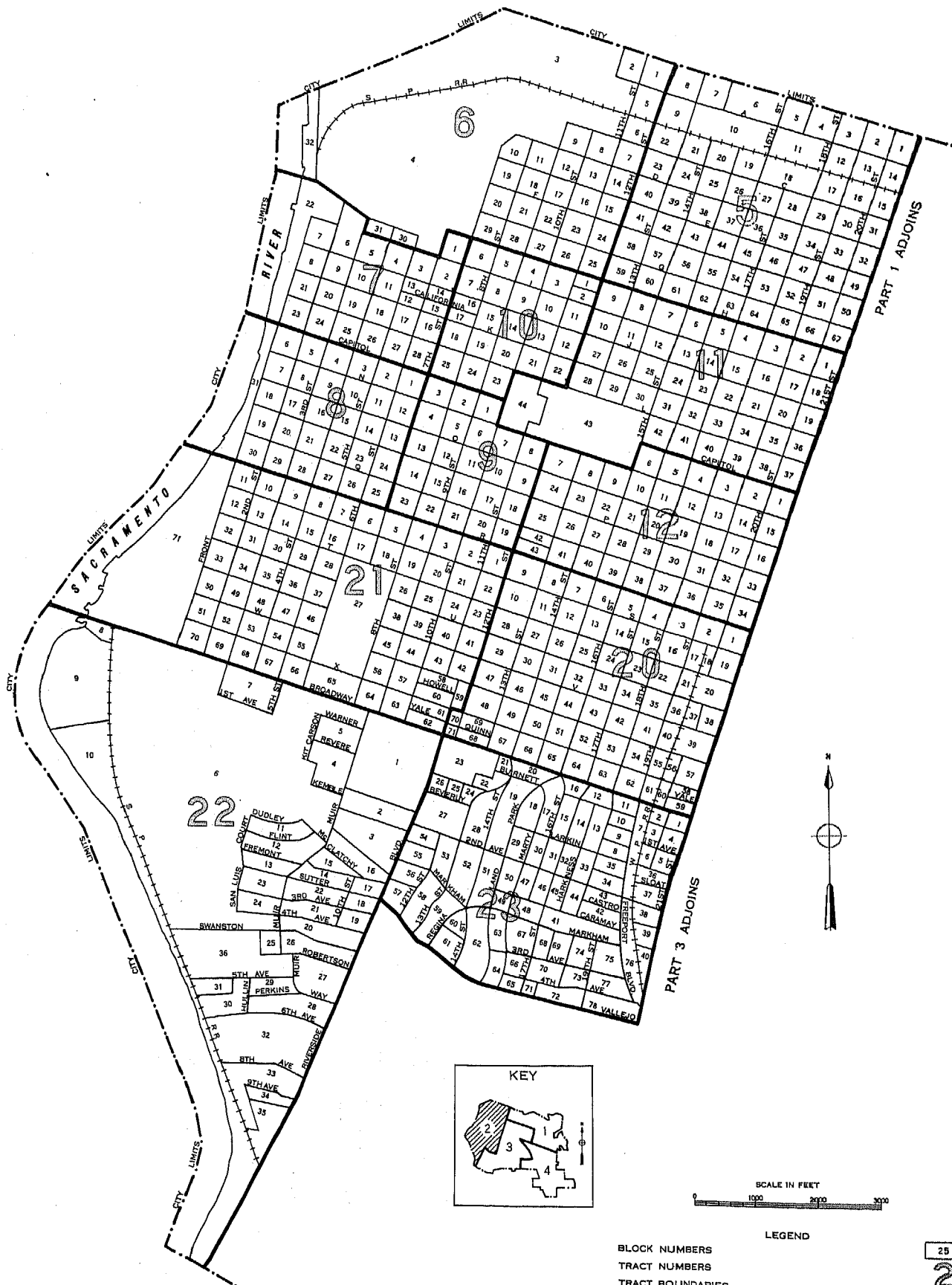
BLOCK NUMBERS
TRACT NUMBERS
TRACT BOUNDARIES
U.S. DEPARTMENT OF COMMERCE, BUREAU OF THE CENSUS

25

2

SACRAMENTO, CALIFORNIA, BY CENSUS TRACTS AND BLOCKS: 1950

PART 2 OF 4 PARTS



BLOCK NUMBERS
TRACT NUMBERS
TRACT BOUNDARIES
U.S. DEPARTMENT OF COMMERCE, BUREAU OF THE CENSUS

SACRAMENTO, CALIFORNIA, BY CENSUS TRACTS AND BLOCKS: 1950

PART 3 OF 4 PARTS

PART 1 ADJOINS



LEGEND

- BLOCK NUMBERS
- TRACT NUMBERS
- TRACT BOUNDARIES
- U.S. DEPARTMENT OF COMMERCE, BUREAU OF THE CENSUS

SACRAMENTO, CALIFORNIA, BY CENSUS TRACTS AND BLOCKS: 1950
 PART 4 OF 4 PARTS



SCALE IN FEET
 0 1000 2000 3000
 LEGEND
 BLOCK NUMBERS
 TRACT NUMBERS
 TRACT BOUNDARIES
 U.S. DEPARTMENT OF COMMERCE, BUREAU OF THE CENSUS