


# 1950 UNITED STATES CENSUS OF HOUSING

U. S. DEPARTMENT OF COMMERCE • BUREAU OF THE CENSUS



**SAN ANTONIO, TEX.** **BLOCK**  
**STATISTICS**

## U. S. CENSUS OF HOUSING: 1950

### Volume

- I General Characteristics
- II Nonfarm Housing Characteristics
- III Farm Housing Characteristics
- IV Residential Financing
- V Block Statistics

Housing statistics for census tracts are to be included in the Population reports on census tracts.

## U. S. CENSUS OF POPULATION: 1950

### Volume

- I Number of Inhabitants
- II Characteristics of the Population

Succeeding volumes will cover the following subjects:

Census Tracts, Nativity and Parentage, Nonwhite Population by Race, Persons of Spanish Surname, Institutional Population, Differential Fertility, Labor Force Characteristics, Occupation, Industry, Income, Internal Migration, Education, Characteristics of Families and Households.

**UNITED STATES CENSUS of HOUSING : 1950**  
U. S. DEPARTMENT OF COMMERCE  
CHARLES SAWYER, Secretary

BUREAU OF THE CENSUS  
ROY V. PEEL, Director



**BLOCK STATISTICS**


**SAN ANTONIO  
TEXAS**

*Prepared under the supervision of  
Howard G. Brunsmann, Chief  
Population and Housing Division*

1950 HOUSING CENSUS REPORT  
VOLUME V, PART 169

UNITED STATES GOVERNMENT PRINTING OFFICE 1952

**BLOCKS**





## BUREAU OF THE CENSUS

ROY V. PEEL, *Director*

A. ROSS ECKLER, *Deputy Director*

HOWARD C. GRIEVES, *Assistant Director*

CONRAD TAEUBER, *Assistant Director*

MORRIS H. HANSEN, *Assistant Director for Statistical Standards*

ROBERT Y. PHILLIPS, *Assistant Director for Operations*

CALVERT L. DEDRICK, *Coordinator, International Statistics*

FRANK R. WILSON, *Information Assistant to the Director*

### Population and Housing Division—

HOWARD G. BRUNSMAN, *Chief*

WAYNE F. DAUGHERTY, *Assistant Chief for Housing*

ROBERT B. VOIGHT, *Assistant Chief for Operations*

HENRY S. SHRYOCK, JR., *Assistant Chief for Population*

EDWIN D. GOLDFIELD, *Program Coordinator*

Quality and Equipment Statistics—ROBERT C. HAMER, *Chief*

Inventory Statistics—CARL A. S. COAN, *Chief*

Developmental Programs—J. HUGH ROSE, *Chief*

Residential Financing—JUNIA H. HONNOLD, *Chief*

Territories and Possessions—JOEL WILLIAMS, *Chief*

Statistical Sampling—JOSEPH STEINBERG, *Chief*

Statistical Procedure—MORTON A. MEYER, *Chief*

Processing Operations—MILTON D. LIEBERMAN, *Chief*

Administrative Service Division—WALTER L. KEHRES, *Chief*

Agriculture Division—RAY HURLEY, *Chief*

Budget Officer—CHARLES H. ALEXANDER

Business Division—HARVEY KAILIN, *Acting Chief*

Field Division—LOWELL T. GALT, *Chief*

Foreign Trade Division—J. EDWARD ELY, *Chief*

Geography Division—CLARENCE E. BATSCHULET, *Chief*

Governments Division—ALLEN D. MANVEL, *Chief*

Industry Division—MAXWELL R. CONKLIN, *Chief*

Machine Tabulation Division—C. F. VAN AKEN, *Chief*

Personnel Division—HELEN D. ALMON, *Chief*

### SUGGESTED IDENTIFICATION

U. S. Bureau of the Census. *U. S. Census of Housing: 1950. Vol. V, Block Statistics, Part 169.*  
U. S. Government Printing Office, Washington, D. C., 1952.

For sale by the Superintendent of Documents, U. S. Government Printing Office, Washington 25, D. C.,  
or any of the Field Offices of the Department of Commerce - Price 35 cents



## PREFACE

This report presents statistics on characteristics of dwelling units by blocks for the city. The tabulations are based on data from the 1950 Census of Housing, taken as of April 1, 1950. Authorization for the 1950 Census of Housing as part of the Seventeenth Decennial Census was provided by the Housing Act of 1949, approved July 15, 1949.

The major portion of the information compiled from the 1950 Census of Housing appears in Volume I, *General Characteristics*; Volume II, *Nonfarm Housing Characteristics*; Volume III, *Farm Housing Characteristics*; Volume IV, *Residential Financing*; and Volume V, *Block Statistics*. Volume V consists of separate reports, issued as bulletins for each of the 209 cities which in 1940 or in a subsequent census had a population of 50,000 or more. These reports will not be bound into a single publication.

The subjects covered in both the 1950 and 1940 reports on characteristics of dwelling units by blocks are substantially similar.

This report was prepared under the direction of Howard G. Brunsman, Chief, Population and Housing Division, and Wayne F. Daugherty, Assistant Chief for Housing. Robert C. Hamer, Chief, Quality and Equipment Statistics Section, was in charge of coordinating the content and the format of the report with assistance from Carl A. S. Coan, Chief, Inventory Statistics Section; Floyd D. McNaughton, Chief, Equipment and Facilities Unit; Beulah Washabaugh, Chief, Tenure and Vacancy Unit; and Walter A. Hines. The compilation of the statistics was under the supervision of Robert B. Voight, Assistant Chief for Operations.

The collection of the information on which these statistics are based was under the supervision of Lowell T. Galt, Chief, Field Division. The geographic work, including the assignment of all block numbers and the preparation of maps, was under the supervision of Clarence E. Batschelet, Chief, Geography Division. The data were tabulated under the supervision of C. F. Van Aken, Chief, Machine Tabulation Division.

May 1952.

# SAN ANTONIO, TEXAS

## CONTENTS

### INTRODUCTION

	Page		Page
General.....	1	Definitions and explanations—Continued	
Related reports.....	1	Persons per room.....	2
Use of data.....	1	Color of occupants.....	2
Comparability with 1940 Housing Census data.....	1	Contract monthly rent.....	2
Definitions and explanations.....	1	Value of one-dwelling-unit structures.....	2
Dwelling unit.....	1	Number reporting.....	2
Occupancy and tenure.....	2	Block identification.....	2
Condition and plumbing facilities.....	2		

### TABLES

	Page
Table 1.—Characteristics of housing for the city: 1950.....	3
Table 2.—Characteristics of housing by wards: 1950.....	—
Table 3.—Characteristics of housing for block areas, by blocks: 1950.....	4

Map of city, by blocks, appears following last page of tables.

# BLOCK STATISTICS

## INTRODUCTION

### GENERAL

Volume V of the Reports on Housing consists of a separate report for each of the 209 cities which in 1940 or in a subsequent census prior to 1950, had a population of 50,000 or more. Each report presents for the city, by blocks, tabulations for a limited number of subjects obtained in the Census of Housing. The subjects in these reports are similar to those in the block statistics supplements to Volume I of the reports of the 1940 Census of Housing. The subjects in this report present the number of dwelling units classified by occupancy and tenure, condition and plumbing facilities, persons per room, color of occupants, average contract monthly rent of renter-occupied and selected vacant units, and the average value of one-dwelling-unit owner-occupied and selected vacant structures. In table 1, the statistics for these subjects are summarized for the city. Table 2 of the standard series is omitted, as this city was not reported by wards or tracts. In table 3, the data are presented by blocks within block areas. Maps identifying the location of each block and the block area boundaries are a part of this report.

**Related reports.**—Related statistics for this city are contained in the Reports on Housing, Volume I, *General Characteristics*; and in the Reports on Population, Volume I, *Number of Inhabitants*, and Volume II, *Characteristics of the Population*.

The Reports on Housing for each State in Volume I present data on the characteristics of dwelling units for the State by residence (urban, rural nonfarm, and rural farm), for standard metropolitan areas, urbanized areas, counties, for urban places, places of 1,000 to 2,500 inhabitants, and rural-nonfarm and rural-farm dwelling units for each county. Each report includes the following subjects: occupancy, tenure, race of occupants, type of structure, year built, condition and plumbing facilities, water supply, toilet and bathing facilities, number of rooms, number of persons, persons per room, electric lighting, heating equipment, heating and cooking fuels, refrigeration equipment, kitchen sink, radio, television, and, for nonfarm units, the contract monthly rent, gross monthly rent, and value of one-dwelling-unit structures.

Volume I of the Reports on Population shows the 1950 population of each county and of each minor civil division within the county. It also contains figures for each incorporated place, for each unincorporated place with 1,000 or more inhabitants, and for incorporated places of 5,000 or more by wards. A special series of tables presents data for each urbanized area giving the incorporated places and portions of minor civil divisions within it.

Volume II of the 1950 Population Reports contains statistics on the general characteristics of the population. Chapter A of this volume repeats the figures on number of inhabitants as shown in Volume I; Chapter B presents demographic, economic, and social characteristics of the population; and Chapter C gives more detailed cross-classifications for States and large cities and standard metropolitan areas.

**Use of data.**—The tabulation of housing characteristics for areas as small as city blocks provides descriptive material of considerable value for technical studies of housing in the city. The statistics will be useful in compiling totals for special types

of areas that may be defined to meet the requirements of individual investigators. Users of the data should bear in mind that in practically all cases the data for a given block represent the work of only one enumerator. Consequently, housing characteristics for blocks are subject to a wider margin of error than is to be expected in the figures for tracts or wards which represent returns made by a number of enumerators. Misinterpretation of instructions by one enumerator may cause a significant bias in the statistics for a block even though it may have a negligible effect upon the figures for larger areas. In particular, the enumeration of "condition" depended to a considerable extent upon the judgment of the individual enumerator. Also, failure to indicate the correct block number for a significant number of dwelling units may introduce errors into the block data.

**Comparability with 1940 Housing Census data.**—In the 1940 Census of Housing, reports entitled "Block Statistics" were issued as supplements to the first series of Housing bulletins. These supplements consisted of separate reports for each of the 101 cities which had 50,000 inhabitants or more in 1930.

In the 1950 reports, the block numbers used are different, in most cases, from those used in the 1940 reports. Therefore, to compare 1940 and 1950 data for a given block, it is necessary to locate the block on the maps to obtain the corresponding 1940 and 1950 block numbers.

The subjects in both the 1940 and 1950 reports are substantially similar. However, data on number of structures, year built, and mortgage status have been omitted from the 1950 report. Furthermore, in the 1940 reports average contract or estimated monthly rent was reported for all dwelling units while in 1950 average contract monthly rent is reported for some, and average value for other, dwelling units.

### DEFINITIONS AND EXPLANATIONS

More detailed and complete definitions are presented in Volume I of the Housing Reports.

**Dwelling unit.**—In general, a dwelling unit is a group of rooms or a single room, occupied or intended for occupancy as separate living quarters, by a family or other group of persons living together or by a person living alone.

A group of rooms, occupied or intended for occupancy as separate living quarters, is a dwelling unit if it has separate cooking equipment or a separate entrance. A single room, occupied or intended for occupancy as separate living quarters, is a dwelling unit if it has separate cooking equipment or if it constitutes the only living quarters in the structure. Also, each apartment in a regular apartment house is a dwelling unit even though it may not have separate cooking equipment. Excluded from the dwelling unit count are large rooming houses, institutions, dormitories, and transient hotels and tourist courts.

In the 1940 Census, a dwelling unit was defined as the living quarters occupied or intended for occupancy by one household. A household consisted of a family or other group of persons living together with common housekeeping arrangements, or a person living entirely alone. However, the enumerator was not explicitly

instructed to define rooms as dwelling units on the basis of cooking equipment or separate entrance.

The number of dwelling units in the 1950 Census may be regarded as comparable with the number of dwelling units in the 1940 Census. Some living quarters may have been classified as separate dwelling units in the one census and not in the other. Further, in the 1950 Census, living quarters with five or more lodgers were not tabulated as dwelling units; generally, such quarters were included in the 1940 dwelling unit count. However, the net effect of these changes is probably small.

**Occupancy and tenure.**—Dwelling units are classified by occupancy and tenure into four groups: owner-occupied; renter-occupied; vacant nonseasonal not dilapidated, for rent or sale; and other vacant and nonresident. A dwelling unit is classified as owner-occupied if it was owned wholly or in part by the head of the household or by some related member of his family living in the dwelling unit. All other occupied units are classified as renter-occupied whether or not cash rent was actually paid for living quarters. Rent-free units and living accommodations received in payment for services performed are thus included with the renter-occupied units.

A dwelling unit is considered vacant if no persons are living in it at the time of enumeration. New units not yet occupied were enumerated as vacant dwelling units if construction had proceeded to the extent that all the exterior windows and doors were installed and final usable floors were in place. The classification "Vacant nonseasonal not dilapidated, for rent or sale" is descriptive of the vacant dwelling units reported in this classification. "Other vacant and nonresident" units include all dilapidated and seasonal vacant units as well as the not dilapidated units which were not for rent or sale.

Because of changes in enumeration procedures, the counts of total vacant units in 1940 and 1950 are not strictly comparable. In 1940, vacant units were enumerated if they were habitable; units uninhabitable and beyond repair were excluded from the enumeration. In 1950, units were included regardless of condition if they were intended for occupancy as living quarters. Therefore, no comparison should be made between the data on "vacant nonseasonal not dilapidated, for rent or sale" units from the 1950 Census and data in the 1940 Census reports.

In both censuses, dwelling units occupied entirely by nonresidents were included with vacant units not for rent or sale. Trailers, tents, houseboats, and railroad cars which were vacant were excluded from the dwelling unit inventory in both 1950 and 1940.

**Condition and plumbing facilities.**—Data on condition of a dwelling unit are shown in combination with data for selected plumbing facilities and are, therefore, limited to units for which both condition and plumbing facilities are reported. Plumbing facilities include water supply, toilet facilities, and bathing facilities.

The category "with private bath" includes those dwelling units reported with both a flush toilet and a bathtub or shower inside the structure for the exclusive use of the occupants of the unit. The category "no private bath" includes those dwelling units not having private flush toilet or not having private bathing facilities. The "no running water" category includes units with only piped running water outside the structure or with only other sources such as a hand pump.

A dwelling unit is "dilapidated" when it is run-down or neglected, or is of inadequate original construction, so that it does not provide adequate shelter or protection against the elements or it endangers the safety of the occupants.

**Persons per room.**—The number of persons per room has been computed for each occupied dwelling unit by dividing the number of persons in the dwelling unit by the number of rooms in the dwelling unit. All persons enumerated in the Population Census as members of the household (including lodgers, servants, and

other nonrelated persons) are counted in determining the number of persons that occupy the dwelling unit. The number of rooms in the dwelling unit includes all rooms available for living quarters throughout the year. Not counted as rooms are bathrooms, closets, pantries, halls, screened porches, and unfinished rooms in the basement and attic.

**Color of occupants.**—Occupied dwelling units are classified by color of head of household according to the definition used in the 1950 Census of Population. The group designated as "nonwhite" consists of Negroes, Indians, Japanese, Chinese, and other nonwhite races. Persons who are not definitely Indian or of other nonwhite race are classified as white.

**Contract monthly rent.**—Contract monthly rent is the rent, at the time of enumeration, contracted for by the renter regardless of whether it includes furniture, heating fuel, electricity, cooking fuel, water, or personal services.

Monthly rent for vacant dwelling units is the amount asked for the dwelling unit at the time of enumeration. The average monthly rent relates to renter-occupied dwelling units and vacant nonseasonal not dilapidated units for rent. Dwelling units which are occupied "rent-free" are not included with the units reporting rent.

**Value of one-dwelling-unit structures.**—Average value is shown for owner-occupied dwelling units and vacant nonseasonal not dilapidated units which are for sale only. Value is shown only if the unit is in a one-dwelling-unit structure without business and if it is the only dwelling unit included in the property. The value represents the amount for which the owner estimates that the property, including such land as belongs with it, would sell under ordinary conditions and not at a forced sale. For vacant units, value is the sale price asked by the owner.

**Number reporting.**—Occupancy and tenure are reported for all dwelling units, and color of occupants is reported for all occupied units. The corresponding distributions for these subjects in table 1 are based on all dwelling units and on occupied units, respectively. For all other subjects, the distributions are based on the units for which the specific characteristics are reported, that is, the "Number reporting."

The number of dwelling units for which the enumerator obtained no report on a particular item is shown for the city totals only; however, the number "not reported" can easily be derived for each area in tables 2 and 3 by subtracting the number reporting from the total number of dwelling units (or total occupied).

**Block identification.**—A map or series of maps is included in this report showing block numbers for each block, letter designations for block areas, and the names of principal streets.

Blocks are identified by serial numbers, a separate series of numbers being used for each block area. Thus, the location of each block for which data are presented in table 3 may be determined by referring to the identification of the block area and block shown on the map. Similarly, data for a specific block may be located in the table by reference to the map for the identification numbers of the block area and block.

A block area is an arbitrary subdivision established to facilitate numbering blocks in groups of less than 1,000. In some cities this division was not necessary and the blocks are numbered within the city as a whole.

If no dwelling units are reported for a block, the block number is not listed in table 3, although it is shown on the map. Dwelling units for which the block number was not reported are indicated in the table by the symbol "NR." Detailed data are not shown for such dwelling units, nor for blocks containing fewer than three dwelling units. Average monthly rent is not shown when the monthly rent was reported for fewer than three dwelling units. Average value is not shown when the value of one-dwelling-unit properties was reported for fewer than three dwelling units. All dwelling units are included, however, in the statistics for the city.

Table 1.—CHARACTERISTICS OF HOUSING FOR THE CITY: 1950

Subject	Number	Percent	Subject	Number	Percent
<b>OCCUPANCY AND TENURE</b>			<b>PERSONS PER ROOM</b>		
All dwelling units.....	117,089	100.0	Occupied dwelling units.....	111,960	...
Owner occupied.....	63,119	53.9	Number reporting.....	110,724	100.0
Renter occupied.....	48,841	41.7	1.50 or less.....	94,749	85.6
Vacant nonseasonal not dilapidated, for rent or sale.....	2,389	2.0	1.51 or more.....	15,975	14.4
Other vacant and nonresident.....	2,740	2.3	Not reported.....	1,236	...
<b>CONDITION AND PLUMBING FACILITIES</b>			<b>CONTRACT MONTHLY RENT</b>		
All dwelling units.....	117,089	...	Renter-occupied, and vacant nonseasonal not dilapidated units, for rent—Number reporting.....	46,298	...
Number reporting.....	114,267	100.0	Total contract monthly rent..... dollars..	1,784,318	...
With private bath, not dilapidated.....	78,061	68.3	Average monthly rent..... dollars..	38.54	...
No private bath, with running water, not dilapidated.....	14,594	12.8	<b>VALUE OF ONE-DWELLING-UNIT STRUCTURES</b>		
No running water or dilapidated.....	21,612	18.9	Owner-occupied, <sup>1</sup> and vacant nonseasonal not dilapidated units, for sale only—Number reporting.....	51,955	...
Condition or plumbing facilities not reported.....	2,822	...	Total value or sale price..... dollars..	360,045,700	...
No private bath or dilapidated.....	36,206	31.7	Average value..... dollars..	6,930	...
<b>COLOR OF OCCUPANTS</b>					
Occupied dwelling units.....	111,960	100.0			
White.....	103,787	92.7			
Nonwhite.....	8,173	7.3			

<sup>1</sup>Restricted to 1-dwelling-unit properties.

(Table 2 of the standard series is omitted, as this city was not reported by wards or tracts)

## HOUSING—BLOCK STATISTICS

Table 3.—CHARACTERISTICS OF HOUSING FOR BLOCK AREAS, BY BLOCKS: 1950

[Detailed statistics not shown for blocks containing fewer than 3 dwelling units, nor for dwelling units not allocated by blocks (designated by NR)]

Block area	Block	All dwelling units by occupancy and tenure					All dwelling units by condition and plumbing facilities			Occupied dwelling units				Contract monthly rent <sup>1</sup>		Value <sup>2</sup> of one-dwelling-unit structures	
		Total	Owner occupied	Renter occupied	Vacant non-seasonal not dilap., for rent or sale	Other vacant and non-resident	Number reporting	No private bath or dilap.	No running water or dilap.	Total	Persons per room		Occupied by non-white	Number reporting	Average monthly rent (dollars)	Number reporting	Average value (dollars)
											Number reporting	1.51 or more					
A	1	3		3		3			3	3							
	2	1															
	6	3				3			3	3						8,166	
	8	18	13	5		18	10	7	18	18	6		5	26.00	10	4,450	
	9	16	12	4		16	12	11	16	16	6		3	26.66	10	4,060	
	10																
	11	4	3							3					3	3,733	
	12	4	1	2		4	3	3	4	3			2		1		
	14	10	9			10	3	2	9	9	1				8	6,762	
	15	9	7	1	1	9	1		8	8			1		7	8,700	
	16	8	5	2	1	8	5	5	7	7	2		2		4	4,125	
	18	89	82	4	1	85	39		86	82	36	1	1		41	18,060	
	19	20	13	3	2	16			16	12					11	17,909	
	20	123	111	2	1	122	9		123	113			2		110	18,410	
	26	790	612	14	35	780	3		780	749	3	2	157	89.29	604	10,872	
	27	18	6	8		14	4		14	14	4		6		1		
	28	5		4		4			4	4			4				
	29	114	73	26	10	101	6	4	99	74	49		18		3	26,500	
	30	56	20	6	1	29			26	25	1		6		16	13,912	
	33	5	1	1		5			2	2			1		1		
	34	17	2	9	4	17			11	11			11	96.45			
	35	43	19	9	1	42			42	40			23	81.52	16	15,218	
	36	28		28		28	1	1	28	28		1					
	41	45	17	28	1	44			44	43			28	73.03			
	42	34	32	2		34			34	33			2		16	10,156	
	43	27	27			27			27	27					31	14,377	
	44	29	27			29			29	29					84	13,750	
	45	45	40	2		45	1	1	45	45			1	5	26	13,346	
	46	27	27			27			27	27					38	18,565	
	47	25	25			24			25	25					21	15,261	
	48	16	16			16			16	16					21	15,204	
	49	28	26	2		28			26	26		2			16	13,218	
	50	31	31			31			31	31					25	12,120	
	51	31	30	1		31			31	30					26	13,819	
	52	25	22	3	1	25			25	25					29	12,655	
	60	15	12	3		15			14	14			3	65.00	20	11,175	
	61	7	6	1		7			7	7			1		12	6,250	
	62	15	15			15			15	15			1		5	4,600	
	63	79	73	4	2	74			74	74			2		14	7,142	
	64	9	4	5		9			7	7			4		63	11,341	
	65	11	5	5	1	11			10	10			7		4	3,850	
	74	14	9	5		14	10	7	14	14			4	16.40	4	3,850	
	75	16	11	5		16	16	12	16	16			5	18.25	6	2,066	
	76	19	11	8	1	18	16	16	16	16			3	20.20	1		
	77	33	33			33	5	5	33	33			2	20.66	11	2,054	
	78	10	3	7		10	5	5	10	10			4		2		
	79	2				2			2	2			6	18.14	3	2,600	
	80	1				1			1	1							
	81	4	3	1		4	4	4	4	4			1		3	1,833	
	82	2				2			2	2							
	83	8	7			8	8	6	7	7			4		6	1,900	
	84	20	15	5		20	19	16	20	20			7	15.60	13	1,869	
	87	13	12	1		13	13	4	13	13			4		10	1,840	
	88	14	11	3		14	13	7	13	13			5		11	2,427	
	89	28	16	12		27	25	16	28	27	11		7	16.22	15	2,420	
	90	14	14			14	8	3	14	14			4	30.42	6	3,600	
	91	12	6	6		12	6	2	12	12			3	28.60	6	3,850	
	92	14	9	5		14	12	5	13	13			4	15.25	8	2,625	
	93	26	20	6		26	21	14	26	26			4	14.66	8	2,400	
	94	15	10	5		15	9	6	15	15			3	16.40	9	3,366	
	95	2				2			2	2							
	97	25	6	16	2	23	19	16	22	20	7	12	16	15.00	5	3,080	
	98	19	15	4		19	15	6	19	19			4	21.25	11	2,345	
	99	16	11	5		15	14	6	16	16			5	17.00	11	2,318	
	100	11	9	2		11	11	9	10	10			2		5	2,860	
	101	17	10	7		17	17	9	16	16			5	8.40	9	2,377	
	102	14	14			14	14	7	13	13			7	15.00	8	2,700	
	103	14	11	3		14	6	4	14	13			3	20.00	11	2,500	
	104	9	4	5		9	6	3	9	9			8	17.40	3	3,500	
	105	12	7	5		11	9	7	12	12			5	17.20	7	4,271	
	106	24	11	12		20	17	13	23	23	10		9	18.66	6	1,933	
	107	17	9	8		15	15	15	16	16			4	15.00	6	1,616	
	108	18	7	10		18	18	17	17	17			7	12.00	7	1,642	
	109	11	7	4		9	6	6	10	10			2	20.33	5	3,500	
	110	7	3	4		7	1	1	7	7			3	30.00	4	5,500	
	111	9	5	4		9	7	7	9	9			6		3	4,500	
	112	14	4	10		14	5	7	14	13			2	49.22	4	3,375	
	113	18	12	6		18			18	16			6	90.00	8	7,167	
	114	2				2			2	2							
	115	37	14	23		34	1	1	37	34	1	1	22	71.50	11	8,372	
	116	91	42	48	1	85	8	2	90	87	1		47	75.36	22	11,681	
	117	20	9	11	3	17	2	2	17	15			11	89.54	6	10,333	
	118	9	2	7		9	1		9	9					1		
	119	22	12	9		22			21	21			7	88.57	8	5,225	
	120	21	18	3		21			21	21			3	76.00	13	11,092	
	121	11	3	6		9			9	8			3	8.40	1		
	122	5	1	4		5			5	5			4	29.00	1		

<sup>1</sup>For renter - occupied dwelling units and vacant nonseasonal not dilapidated units, for rent.<sup>2</sup>For owner - occupied dwelling units and vacant nonseasonal not dilapidated units, for sale only.

Table 3.—CHARACTERISTICS OF HOUSING FOR BLOCK AREAS, BY BLOCKS: 1950—Con.

Block area	Block	All dwelling units by occupancy and tenure					All dwelling units by condition and plumbing facilities			Occupied dwelling units			Contract monthly rent <sup>1</sup>		Value <sup>2</sup> of one-dwelling-unit structures	
		Total	Owner occupied	Renter occupied	Vacant non-seasonal not dilap., for rent or sale	Other vacant and non-resident	Number reporting	No private bath or dilap.	No running water or dilap.	Total	Persons per room		Number reporting	Average monthly rent (dollars)	Number reporting	Average value (dollars)
											Number reporting	1.51 or more				
A	123	7	6	1		7	5	3	7	7	3	4			6	1,283
	124	2														
	125	7	4	3		7	2	1	7	7	3	3	35.00	4	4,200	
	126	9	9			9	9	7	9	9	5	1		8	1,250	
	127	5	5			5			5	5				5	4,200	
	128	11	10	1		11			11	11		1		1	2,920	
	129	7	7			7			7	7				1	3,750	
	130	9	5	4		9			9	9		3	66.66	4	5,250	
	132	19	14	5		19			19	18		5	65.00	12	10,166	
	133	297	25	159	91	22	291	18	18	184	183	1	73.62	239	28,421	
	134	128		127	1		125		127	125		1	68.03			
	135	36	22	11	3		35		33	30		11	77.90	17	12,152	
	136	11	8	1			10		9	9		2		4	3,250	
	137	6	4	2			6		6	6		3		4	8,000	
	138	8	8				8		8	8		3		6	2,975	
	139	22	7	14		1	22		21	20		1	84.16	3	19,333	
	140	12	4	8			12		12	12		7	53.85	4	14,000	
	141	4	4				4		4	4				3	11,666	
	142	9	7	2			9		9	9				1	15,428	
	143	8	6	1	1		8		7	7		1		7	17,428	
	144	12	11	1			12		12	12		1		11	19,218	
	145	49	30	19		2	49		47	41		26	82.38	8	16,750	
	146	29	25	3	1		28		28	28		2		22	3,319	
	148	31	17	12	2		29		29	28		11	79.54	15	11,800	
	149	31	17	12	1	1	31		29	28		13	78.30	12	8,541	
	152	59	26	32	1		59		58	58		29	65.48	21	12,690	
	153	89	31	56	1	1	86	1	87	85		54	77.37	14	14,907	
	154	44	36	6		2	43	1	42	40		3	117.66	34	17,738	
	155	16	16				16		16	16				16	19,606	
	156	15	13	2			15		15	15		1		13	16,500	
	157	18	15	3			18		18	18		2		15	18,666	
	158	16	13	3			15		16	15		3		13	17,615	
	159	29	26	3			29		29	26		3	76.00	22	19,136	
	160	80	13	65		2	78		78	70		60	70.70	7	24,285	
	161	32	22	10			32		32	31		10	70.80	19	10,052	
	162	31	22	9			31		31	31		6	86.83	20	10,215	
	164	5	3	2			5		5	5		1		1		
	165	27	19	7		1	27	2	26	26		5	85.00	15	27,760	
	166	23	18	4		1	21		22	22		3	17.66	12	32,416	
	167	11	10	1			11		11	11		1		9	26,666	
	168	10	9	2	1		10		9	9		1		7	20,142	
	169	10	8	2			10		10	10		2		8	18,500	
	170	10	9	1			10		10	10				9	41,666	
	171	16	14	2			16		16	16				12	39,875	
	172	13	6	7			12		13	11		7	63.71	2		
	173	12	5	7	1		12		11	11		5	61.60	1		
	174	32	20	12			31		32	30		11	59.63	17	10,617	
	175	30	27	3			30		30	30		3	71.66	24	9,420	
	176	16	7	9	3		16		13	13		6	66.66	5	8,860	
	177	22	9	11	1	1	22		20	20	1	12	47.08	7	7,385	
	179	78	20	57		1	72	3	77	72		1	121.28	14	33,214	
	180	31	28	3			30		31	31		1		26	32,226	
	181	19	17	2			19		19	19				16	26,312	
	182	13	10	3			13		13	13		3	93.33	9	16,500	
	183	11	9	2			11		11	11		1		9	18,555	
	184	7	6	1			7		7	7				6	32,500	
	185	18	15	3			18		18	18		1		15	37,333	
	186	44	19	24		1	44		43	42		24	71.58	17	16,176	
	187	3	3				3		3	3				3	35,000	
	188	1					1		1	1						
	189	32	9	21	2		32		30	30		1	68.00	7	11,571	
	190	13	4	9			12	1	13	13		9	56.44	1		
	191	17	12	4	1		16		16	15		5	69.00	7	9,871	
	192	12	8	4			12		12	12		3	96.00	7	7,714	
	193	50	29	19	2		48		48	47	2	21	70.38	21	13,857	
	195	11	6	3	1	1	11		9	9		4	67.50	5	10,600	
	196	35	17	16	2		34		33	33		18	58.38	9	7,500	
	197	31	18	13			31		31	31		13	60.07	12	8,333	
	198	24	9	15			24		24	24		15	57.60	9	7,555	
	199	9	3	6			9		9	9		5	73.00	1		
	200	2					2		2	2						
	201	2	19	1			16	1	16	16		1		19	38,631	
	202	16	9	7		1	15		16	16	1	7	61.42	9	32,444	
	203	13	10	2			12		12	12		2		8	22,250	
	204	14	9	4			14		13	13		2		3	45,000	
	205	21	6	14		1	21		20	20		1	75.56	4	30,000	
	206	24	11	12	1		24	1	23	23		12	75.38	7	19,857	
	207	4	1	3			4		4	4		3	85.00			
	208	9	7	4			9	2	9	9		4	35.75	9	27,222	
	209	7	3	4			7		7	7				1		
	210	93	48	43		2	93	64	91	91	41	1	168.0	26	5,311	
	211	15	8	7	1		14		13	13		6	62.16	6	9,216	
	212	25	13	11		1	25		24	24		11	68.90	11	9,136	
	213	73	43	25	3	1	73		69	69		25	74.24	37	10,754	
	214	16	8	8			16		16	16		8	80.00	7	13,142	
	216	55	5	50			53		53	53		49	72.83	2		
	217	84	30	47	7		78	1	77	73		50	81.56	18	14,066	
	218	21	2	19			21	1	21	21		2	59.22			

<sup>1</sup>For renter - occupied dwelling units and vacant nonseasonal not dilapidated units, for rent.  
<sup>2</sup>For owner - occupied dwelling units and vacant nonseasonal not dilapidated units, for sale only.

## HOUSING—BLOCK STATISTICS

Table 3.—CHARACTERISTICS OF HOUSING FOR BLOCK AREAS, BY BLOCKS: 1950—Con.

Block area	Block	All dwelling units by occupancy and tenure					All dwelling units by condition and plumbing facilities			Occupied dwelling units			Contract monthly rent <sup>1</sup>		Value <sup>2</sup> of one-dwelling-unit structures	
		Total	Owner occupied	Renter occupied	Vacant non-seasonal not dilap., for rent or sale	Other vacant and non-resident	Number reporting	No private bath or dilap.	No running water or dilap.	Total	Persons per room		Number reporting	Average monthly rent (dollars)	Number reporting	Average value (dollars)
											Number reporting	1.51 or more				
A	219	6	5	1		6	3		6	6		1		2		
	220	23	14	8	1	23			22	22		8	75.62	12	15000	
	222	23	16	6		23	1	1	22	22		6	86.66	12	15833	
	223	26	12	13		26	1	1	25	25		12	72.00	9	14844	
	224	16	11	5		16			16	16	1	1	93.75	8	23062	
	225	7	7			7			7	7				6	16850	
	226	27	7	15	3	27	3	3	22	22	1	2	63.81	3	12833	
	227	18	7	8		18	1	1	15	15			70.00	6	19833	
	228	27	14	10		26	1		24	23			49.80	9	12111	
	229	22	15	6		22			21	21		1	60.83	15	13153	
	230	57	11	43	2	57	1		54	54	1		43	7	15000	
	231	32	20	10	2	31			30	30		1	8	11	13818	
	232	22	15	7		22			22	22			7	11	13363	
	233	42	23	16		42	2		39	39			14	18	9705	
	234	23	11	12		23	6	4	23	22	4	9	12	9	4333	
	235	85	51	34		79	40	37	85	85	18	15	31	49	5808	
	236	48	9	35	4	48			44	44			39	2		
	237	70	7	58	5	68			65	63	1		59	2		
	238	4	1	3		4			4	4			3	2		
	239	4	2	2		4			4	3			2	1		
	240	5	4	1		5			5	5			1	2		
	241	17	10	6	1	17			16	16	1		5	9	4088	
	242	16	6	9	1	16			15	15	2		10	6	4700	
	243	10	5	5		10			10	10			5	5	5180	
	244	10	7	3		10			10	10	1		3	7	4142	
	245	10	5	5		10			10	10			5	4	4525	
	246	7	2	5		7			7	7	2		5	2		
	247	7	2	5		7			7	7	1		5	2		
	248	16	4	11	1	16	2		15	15	1	1	12	1		
	249	2				2										
	250	68	14	51	3	68	1	1	65	65	1		51	4	11750	
	251	143	23	108	10	142	2		131	131			109	11	9181	
	252	23	10	13		23			23	23			12	6	7250	
	253	20	14	5		20	7	5	19	19	6	3	5	11	4854	
	254	51	24	25	1	51	13	6	49	49	7	8	22	18	6944	
	255	75	35	39	1	73	2	2	74	74			38	29	11327	
	256	50	19	28	1	49			47	47			28	14	9607	
	257	30	15	15		28	1	1	30	28	1	1	10	12	14083	
	258	13	7	6		12	1	1	13	13			6	6	8333	
	259	52	8	43	1	50	1	1	51	49	1	2	39	3	15000	
	260	19	4	13	2	19			17	17	1		14	3	13000	
	261	14	8	4		14	2	2	12	12	1		4	2		
	262	33	7	23	2	32	1	1	30	30		1	24	5	12800	
	263	27	7	20		26	1	1	27	27			19	7	11300	
	264	33	16	16		33	2	2	32	30			16	12	13708	
	265	9	3	6		9			9	9			6	1	11666	
	266	9	3	6		9			9	9			6	1	10730	
	267	69	14	15	1	29	25	15	29	29	11	1	15	13	5866	
	268	26	24	4	1	25	12	11	26	25	6	3	6	18	5866	
	269	2	16	10		2			2	2			6	9	5611	
	270	7	5	2		7			7	7			2	5	10500	
	272	16	8	8	1	15	2	2	15	15			8	5	7200	
	273	22	9	13		22	3	1	22	21			13	4	6500	
	274	19	12	5		18	1	1	17	17			3	11	6909	
	275	8	5	3		8			8	8	1		3	5	6200	
	276	11	10	1		11	2		10	10			10	7	8142	
	279	29	12	17	6	29	4	4	29	29	1		17	7	7200	
	280	39	6	31	1	37	1	1	37	36			31	5		
	281	1				1			1	1						
	282	30	22	8		30			30	30			7	20	10535	
	283	46	24	20	2	44	6	4	44	43	1	1	19	19	10421	
	284	36	24	12		35	4	3	36	36	1		12	22	9331	
	285	39	29	9	1	37	1		38	37			30	6	13833	
	286	28	8	5	1	28			27	27			19	3	19000	
	287	12	9	3		12			11	11			4	4	16600	
	288	25	6	16	1	25	1	1	25	25		2	14	5	18333	
	289	26	6	15	5	26	1	2	21	21			19	2		
	290	46	10	34	2	46	1	2	44	44	1	1	33	2		
	291	26	20	6		25	1	1	26	25			19	2	19000	
	292	27	6	21		26	1	1	27	26	1	1	19	5	25800	
	293	24	16	8		24	3	2	24	24			8	12	12841	
	294	32	24	8		31	3	2	32	31	15	2	35	12	6071	
	295	32	29	3		31	10	7	32	32	3		20	22	8218	
	296	31	11	18		30	7		29	29			17	10	11720	
	297	37	20	17		36			37	37			17	18	10222	
	298	32	19	13	1	34	1	2	33	33	1		14	16	12968	
	299	32	19	13		32			30	30			9	15	11166	
	300	18	5	13		18			18	18			10			
	303	1				1			1	1						
	304	37	9	24	4	36	1		33	33	3		26	3	14333	
	305	20	5	11	1	20			16	16	2		11	2	8500	
	306	51	22	28	2	51	48	34	50	51	18		4	2	3857	
	307	32	23	9		32	15	3	32	32	2		3	16	11331	
	308	30	14	14	2	30			28	27	2		11	4	7450	
	309	66	44	22		66	6	3	66	66			11	3	20000	
	310	99	44	55		99	9		99	99	1		4	2		
	311	11	4	7		11			10	10			4	2		
	312	5	4	1		5	1	1	5	5	1	1	4	4	22500	
														3	14333	

<sup>1</sup>For renter - occupied dwelling units and vacant nonseasonal not dilapidated units, for rent.<sup>2</sup>For owner - occupied dwelling units and vacant nonseasonal not dilapidated units, for sale only.



Table 3.—CHARACTERISTICS OF HOUSING FOR BLOCK AREAS, BY BLOCKS: 1950—Con.

Block area	Block	All dwelling units by occupancy and tenure					All dwelling units by condition and plumbing facilities			Occupied dwelling units			Contract monthly rent <sup>1</sup>		Value <sup>2</sup> of one-dwelling-unit structures	
		Total	Owner occupied	Renter occupied	Vacant non-seasonal not dilap., for rent or sale	Other vacant and non-resident	Number reporting	No private bath or dilap.	No running water or dilap.	Total	Persons per room		Number reporting	Average monthly rent (dollars)	Number reporting	Average value (dollars)
											Number reporting	1.51 or more				
A	313	8	3	5		8			8	8		5	70.00			
	314	21	5	16		18	2		21	18	1	12	63.33	1		
	315	1														
	316	1														
	317	26	13	13		26	13	13	26	26	3	2	35.50	12	4,458	
	318	7	4	3		7			7	7		3	53.33	3	5,833	
	319	1														
	320	34	29	5		34	7	4	34	34		5	56.20	27	9,292	
	321	15	9	6		15			15	15		6	62.16	9	9,277	
	322	70	22	47		70	6		69	69	12	2	51.19	10	12,900	
	323	26	13	13		25	1	1	26	25		11	79.00	9	12,555	
	324	59	8	51		58			59	58		48	62.02	22		
	325	55	24	23	2	51			47	47	4	1	62.76	16	8,425	
	326	43	20	23		43	1		43	43	5	4	38.47	10	5,450	
	327	50	39	11		50	2	1	50	50	1	1	54.22	34	6,491	
	328	24	11	12		24	3	2	23	23		12	64.83	4	1,325.0	
	329	20	5	12		20	2	2	17	17		11	61.27	5	1,560.0	
	330	2														
	331	2														
	332	1														
	333	11	2	9		11			11	11		1	64.12			
	334	8	5	3		8			8	8		1		2		
	335	2														
	336	6	4	2		6			6	6		1		1		
	337	39	5	27	7	39			32	32		26	77.15	2		
	338	24	6	14	2	24		2	20	20		15	69.60	6	15,083	
	339	21	5	16		19			21	19		16	57.93	1		
	340	27	6	21		27			27	27		21	59.14	2		
	341	22	10	12		20		2	22	20		11	36.09	7	12,857	
	342	25	7	17	1	24			24	24		17	70.29	3	11,500	
	343	20	9	10	1	18	1	1	19	19		8	41.12	3	8,166	
	344	26	20	6		24			26	25		5	65.20	14	8,714	
	345	62	16	39	2	57	4	4	55	54	1	34	54.85	10	9,000	
	346	14	7	5	2	14	1	1	12	12	1	5	34.00	4	3,875	
	348	11	1	10	1	11			10	10		10	52.40			
	349	9	4	4		9		1	8	7		4	116.75	3	9,500	
	350	29	14	14	1	29			28	27		12	65.75	10	10,700	
	351	171	1	161	7	170			162	162	2	1	76.66	1		
	352	104		94	2	101	1	1	94	94		92	113.08			
	353	33	17	14	2	33	2	1	31	30		15	52.60	16	7,100	
	354	5	1	3	1	5			4	4		3	70.00			
	355	22	13	8	1	21	1	1	21	21		7	82.14	8	10,187	
	356	22	11	11		22	2	1	22	22	2	11	58.90	7	13,428	
	357	14	6	6	2	12			12	12		4	56.25	4	12,250	
	358	14	4	10		14			14	14		8	45.00			
	359	28	4	23	1	28	2	1	27	27	1	1	129.77	3	9,333	
	360	7		7		7			7	7		7	117.85			
	361	27	3	24		27	5	5	27	27		23	61.86	1		
	362	2														
	363	10	5	5		10			10	10		5	91.40	2		
	364	5	3	2		5			5	5		2		2		
	365	2														
	366	9	2	7		8			9	9		7	53.28	1		
	367	21	7	14		21	13	10	21	21	3	14	39.64	5	5,600	
	368	22	7	18	1	22	1	1	21	21	1	1	42.50	1		
	369	24	5	17	2	24	8	1	22	22		19	67.58	1		
	370	32	7	25		32	2		32	32		22	55.81	4	10,375	
	371	51	6	43		50	17	10	49	49	4	43	46.20	3	11,000	
	372	69	5	61	3	67	5	1	66	65	2	1	54.11	1		
	373	34	10	24		34	2	2	34	34		22	65.72	3	8,000	
	374	31	13	18		31	1	1	31	29		17	54.47	5	7,560	
	375	29	10	18	1	28	16	14	28	27	2	12	26.47	5	6,100	
	376	37	19	17	1	36	17	10	36	36	2	9	105.76	14	3,464	
	378	36	14	20		35			34	34	1	20	44.75	8	8,625	
	379	3				3			3	3		3		3	12,000	
	380	5		3		5			5	5		2		2		
	381	109		106		104		3	106	101		1	111.61			
	382	13	3	10		13	6	3	13	13	3	3	12.77	3	5,000	
	383	15	9	6		15	3	3	15	15	3	6	26.00	9	3,388	
	384	8	6	2		8	6	4	8	8	2	3		4	2,950	
	385	3		3		3	1		3	3		3	50.66			
	386	8	1	6	1	8			7	7		7	61.00	1		
	387	4		2	1	4			3	3		3	29.33			
	388	4				4			4	4						
	389	13	4	8		13	2	2	13	13	1	2	24.50	2	2,860	
	390	4	2	2		4	1	1	4	4	1	1		2		
	391	46	13	30	3	45	3	3	43	43		30	57.90	6	10,000	
	392	34	13	20	1	33	6		33	32	2	18	48.00	6	7,583	
	393	12	6	6		12			12	12	2	6	97.16	4	5,750	
	394	11	3	8		10	3	3	11	11	2	6	29.33	1		
	395	11	3	8		10	2	2	11	11	1	8	113.25	2		
	396	7	1	6		7			7	7		5	34.00	1		
	397	11	1	10		11			11	11	1	10	30.50	1		
	398	17	3	10	4	13			13	13	3	14	67.35	1		
	400	1														
	402	6		1	5	6			1	1		5	102.00	7	4,285	
	404	20	12	8		20	13	7	20	20	6	8	17.25			
	405	13	5	7	1	13	3	3	12	11	1	7	56.00	2		

<sup>1</sup>For renter - occupied dwelling units and vacant nonseasonal not dilapidated units, for rent.  
<sup>2</sup>For owner - occupied dwelling units and vacant nonseasonal not dilapidated units, for sale only.

HOUSING—BLOCK STATISTICS

Table 3.—CHARACTERISTICS OF HOUSING FOR BLOCK AREAS, BY BLOCKS: 1950—Con.

Block area	Block	All dwelling units by occupancy and tenure					All dwelling units by condition and plumbing facilities			Occupied dwelling units			Contract monthly rent <sup>1</sup>		Value <sup>2</sup> of one-dwelling-unit structures	
		Total	Owner occupied	Renter occupied	Vacant non-seasonal not dilap., for rent or sale	Other vacant and non-resident	Number reporting	No private bath or dilap.	No running water or dilap.	Total	Persons per room		Number reporting	Average monthly rent (dollars)	Number reporting	Average value (dollars)
											Number reporting	1.51 or more				
A	406	19	7	12		19	1	1	19	19		12	58.91	3	8,666	
	407	39	14	24	1	37	6	3	38	36	1	24	51.58	5	8,400	
	408	40	13	21	1	39	6	3	34	33		26	51.15	4	9,175	
	409	34	4	29	1	34	10	1	33	33	3	30	103.63	1		
	410	14	7	7		14	3	1	14	14		7	45.85	3	11,866	
	411	35	10	23	2	34	6	1	33	33		24	42.58	3	12,000	
	412	23	7	14	2	22	3	1	21	21	1	16	54.50	3	8,166	
	413	23	4	19		23	6	5	23	23		16	43.87	1	7	
	414	21	9	12		19	7	7	21	21	2	12	48.08	7	5,571	
	415	47	9	37	1	46	22	16	46	45	3	37	46.21	6	9,083	
	416	30	11	19		30	6	6	30	29		19	45.36	7	10,000	
	417	23	11	12		23	5	5	23	23	1	12	50.00	5	7,240	
	418	38	6	28	4	36	11	3	34	33	1	30	65.46	1		
	419	21	3	17	1	21	8	7	20	20	1	16	107.81	3		
	420	33	10	22		33	3	2	32	32	3	20	101.00	3	11,000	
	421	94	49	42	2	93	6	3	91	90	2	42	60.71	35	9,471	
	422	19	11	7		19			18	17	1	7	113.00	10	7,540	
	423	2														
	427	13	1	12		13	4	2	13	13	2	12	77.58	1		
	429	9		8	1	9	1	1	8	8	2	9	55.55			
	430	2														
	431	36	6	28	2	36	5	2	34	34		30	57.90	1		
	432	5	4	1		5			5	5		1		4	6,750	
	433	33	10	22	1	31	4		32	32	1	22	72.22	4	6,000	
	434	10	5	5		10			10	10		5	50.00	1		
	435	30	14	15	1	30	2		29	28	1	15	64.60	12	9,166	
	436	38	6	29	2	38	15	11	35	35	1	28	54.42	3	5,333	
	437	3	1	1		3			3	3		1		1		
	438	8	3	3	2	8	3	2	6	6		5	53.00	1		
	439	8	2	6		8	6	2	8	8	1	6	32.00	1		
	440	8	1	7		7	3	3	8	8	1	7	39.71			
	441	10	10			10	2		10	10	4	4		10	2,921	
	442	10	6	4		10	2	1	10	10	2	4	36.75	6	3,516	
	443	9	8		1	9	5	3	8	8	3	1		8	2,107	
	444	13	6	7		13	1		13	13		7	38.71	5	4,800	
	445	56		51	2	55			51	51	52	41	58.46			
	446	43	8	41	1	42			41	40	1	41	62.14			
	447	10		2		9	1		10	9	1	2		7	4,328	
	448	4	4			4	1		4	3	2	1		4	3,700	
	449	17	5	12		17	1	1	17	17	1	12	26.00	4	3,875	
	450	7	4	3		7			7	7	1	3	36.66	4	4,625	
	451	11	3	8		10	3	2	11	11	3	8	34.12	2		
	452	17	1	13	1	17	5	1	16	16	3	14	41.92			
	453	34	5	28	1	31	13		33	33	2	28	46.67	1		
	454	22	5	13	4	22	18		18	18	3	13	34.38	3		
	455	22	5	19		22	11	2	26	26	1	19	41.26	2	11,000	
	456	22	8	14		22	13	7	22	22	3	14	38.95	6	6,416	
	457	29	4	24	1	28			28	28	1	25	62.99	2		
	458	9	8	1		9	2		9	9		1		5	7,400	
	459	22	8	14		21	1		22	21	1	12	42.66	3	7,666	
	460	26	8	17	1	25	2	1	25	25		16	47.56	6	5,866	
	461	7	4	3		7	2		7	7		3	46.66	2		
	462	3	1	2		3	3		3	3		1				
	463	16	11	4		15	6	6	15	15	2	4	45.75	9	6,833	
	464	16	11	5		16	16		16	16		5	53.00	10	7,540	
	465	17	3	14		17	1	1	17	17	1	9	55.66	7	6,928	
	466	39	23	15	1	37	1	1	38	36		14	56.07	22	9,663	
	467	20	6	12	2	18			18	18	1	11	49.81	3	15,000	
	468	22	9	15	5	22	6		24	23	1	18	41.66	4	11,750	
	469	33	11	20	2	31			31	31		21	46.85	5	9,740	
	470	32	8	20	3	31	2	2	28	28		23	54.39	4	10,000	
	471	33	1	30	2	32	5	1	31	31	1	31	52.87			
	472	12	4	8		11	1		12	11		6	57.50	1		
	473	32	12	17	3	29	2		29	29	2	18	38.55	6	12,166	
	474	44	6	36	2	44	7	4	42	42	3	36	44.50	1		
	475	14	6	8		14	4		14	14	3	8	56.00	1		
	476	41	4	33		41	24	24	37	37	2	31	43.51	4	18,250	
	477	22	6	13	2	22	3	3	19	19	2	12	54.50	1		
	478	14	4	10		14			14	14		8	47.00	1		
	479	9	4	5		9	1	1	9	9	2	2		3	10,700	
	480	2														
	481	13	3	9		13			12	11		8	37.50	2		
	482	30	7	22	1	30	1	1	29	29	1	22	53.77	2		
	483	14	6	8		14	1		14	14		8	66.25	4	9,750	
	484	23	10	10	1	21	1	1	21	21	1	11	48.54	8	11,250	
	485	26	15	11		26	1	1	26	26		9	48.44	11	6,409	
	486	13	8	5		12	4	2	13	13	2	4	40.00	5	8,200	
	487	22	5	11	6	22	5	2	16	16	2	17	57.82	3	4,333	
	490	2														
	491	10	3	7		10	1		10	10		6	40.16	3	6,000	
	492	44	19	25		42	15	7	44	44	3	22	38.27	14	5,621	
	493	5	2	3		5	1		5	5		2				
	494	3	1	2		3	1		3	3	2	2	55.33	9	14,722	
	495	16	6	10		16	5	2	15	15		5	31.00			
	496	19	6	13		19	2		19	19		13	38.53	3	7,766	
	497	28	8	18	1	27	10		26	25	3	18	37.16	6	5,000	
	498	48	13	31	4	45	13	6	44	43	4	31	88.80	7	6,857	
	499	30	4	25	1	29	9	3	29	29	4	25	35.04	2		

<sup>1</sup>For renter - occupied dwelling units and vacant nonseasonal not dilapidated units, for rent.  
<sup>2</sup>For owner - occupied dwelling units and vacant nonseasonal not dilapidated units, for sale only.

Table 3.—CHARACTERISTICS OF HOUSING FOR BLOCK AREAS, BY BLOCKS: 1950—Con.

Block area	Block	All dwelling units by occupancy and tenure					All dwelling units by condition and plumbing facilities			Occupied dwelling units			Contract monthly rent <sup>1</sup>		Value <sup>2</sup> of one-dwelling-unit structures	
		Total	Owner occupied	Renter occupied	Vacant non-seasonal not dilap., for rent or sale	Other vacant and non-resident	Number reporting	No private bath or dilap.	No running water or dilap.	Total	Persons per room	Occupied by non-white	Number reporting	Average monthly rent (dollars)	Number reporting	Average value (dollars)
										Number reporting	1.51 or more					
A	500	20	7	13		20	5		20	20	1	1	11	38.09	3	6.000
	501	20	8	12		19	10	1	20	20	1		10	32.50	2	
	502	33	4	29		33	8		33	33	1		29	37.82	1	
	503	28	2	23	2	28	6	1	25	25	3	1	24	50.45		
	504	17	6	9		17	3		15	15			9	39.44	1	
	505	30	7	22	1	30	6		29	29	2		23	52.47	3	6.166
	506	20		13		20	7		20	20	1		13	44.15	5	8.000
	507	36	10	25	1	36	4		35	35	2		26	39.19	7	7.500
	508	7		7		7	1		7	7	1		5	60.00		
	509	39	5	30	1	39	26	11	35	34	5		30	35.70	4	6.375
	510	20	7	13		20	6	6	20	20	4		13	28.61	6	5.833
	511	33	13	20		31	3		33	32	9	1	20	32.20	11	3.327
	512	25	19	6		25	5	2	25	25	3		6	27.83	14	6.178
	513	13	8	5		13	1		13	13	4		5	28.60	8	4.350
	514	14	6	8		14	9	4	14	14	7		7	13.71	6	3.000
	515	11	6	5		11	1		11	11			5	30.80	6	5.250
	516	8	3	5		8	3		8	8	4		5	22.00	2	
	517	4	1	3		4	3	1	4	4	2		3	18.00	1	
	518	25		25		25	1	1	25	24	1		25	56.08		
	519	9	6	3		9	1		9	9	1		2		5	2.700
	520	6		6		6			6	6			6	30.00		
	521	15	9	6		15	5		15	15	5		6	24.83	8	3.875
	522	2				2			2	2						
	523	17	11	6		17	7	6	17	17	5		5	19.60	9	2.833
	524	17	12	5		17	1	1	17	17	1		5	38.00	12	4.125
	525	16	5	9	2	16	2		14	14	2		9	27.33	4	4.025
	526	14	9	4		14	4		13	13	1		4	48.75	9	5.000
	527	23	11	11	1	23	3		22	18	2		11	28.27	9	4.888
	528	12	2	9	1	12	8	7	11	11	2		9	30.55	2	
	529	8	3	5		8	4		8	8			5	55.40	1	
	530	18	3	15		18	10		18	18	1		15	33.13	1	
	531	3	1	2		3	1		3	3			2			
	532	23	7	14	1	23	9		21	21	3		14	30.07	4	5.125
	533	31	9	18	3	31	15	4	27	27	3		21	43.23	6	5.583
	534	33	8	25		33	12		33	33	3		23	41.30	5	5.800
	535	12	3	9		12	4	4	12	12	2		9	37.55	2	
	536	37	8	28	1	37	9		36	36			27	43.92	2	
	537	16	3	13		16	4		16	16			12	34.58	1	
	538	22	9	12	1	22	10	4	21	21	1		12	42.16	4	3.750
	539	4	5		1	4	1		4	4			5	52.40	3	6.333
	540	11		11		11			10	10			5			
	541	14	7	6		14	6	3	13	13			6	42.83	4	7.375
	542	15	5	10	2	15	8		13	13	1		4	43.75	7	5.542
	543	19		14		19	8	3	19	19	2		14	48.57	3	5.666
	544	54	17	34	2	52	11	1	51	51	1	1	36	32.69	8	3.900
	545	25	11	11	2	25	7		23	23	5		12	31.33	9	4.566
	546	7	2	5		7	1	1	7	7	1		2		5	6.200
	547	66	2	41	1	63	9	2	64	61	3		41	54.02	12	10.541
	548	14	2	12		14	2		14	14			11	53.90	1	
	549	29	2	25	2	28	4	4	27	27	1		27	61.70	1	
	550	17	9	6	1	17	4	3	15	15	1	1	7	32.00	6	7.750
	551	5	3	2		5	2	2	5	5			2		3	4.566
	552	30	7	22	1	28	11	7	29	29	2		20	54.90	4	9.500
	553	34	11	22		34	11		33	32	1		19	43.00	5	8.800
	554	52	16	32	4	50	4		48	47			34	56.94	10	9.790
	555	92	19	64	8	90	2	1	83	83	4	2	70	48.92	7	12.714
	556	14	6	8		14			14	14			6	45.50	3	7.333
	557	1				1			1	1						
	558	90	2	79	4	88	7	2	81	78	9		78	148.88	1	
	559	21	5	15	1	20	4	2	20	20	1	1	13	61.92	3	7.166
	560	32	3	29		32	2	1	32	32			28	58.17		
	561	1				1			1	1						
	562	36	5	27	4	33	8	2	32	32			28	53.92		
	563	40	11	27	1	39	5	6	38	38	3		28	55.89	6	16.500
	564	15	2	10	3	13	2	2	12	12			12	46.08	1	
	565	23	8	14	1	23	3	3	22	22			14	61.78	5	18.200
	566	14	6	8		14	2	2	14	14			7	42.28	3	8.000
	567	25	10	15		25	2	1	25	25			15	48.73	5	8.600
	568	31	10	21		31	2	1	31	31			19	47.89	7	8.071
	569	19	5	13		19	6	3	18	18			12	45.08	5	8.960
	570	21	5	15	1	21	3		20	20	1		16	54.31	3	7.000
	571															
	572	13	3	9		13	4	4	12	12	1		9	40.55	2	
	573	19	1	18	10	19	16		9	9			18	35.27		
	574	23	19	4		20	15		23	20	1		2		5	7.040
	575	31	9	19	2	31	15	5	28	27	1		20	34.30	8	5.900
	576	13	3	9	1	13	4		12	12			9	37.33	2	
	577	3	2	1		3	3		3	3			1		2	
	578	62	15	43	3	59	34	17	58	58	25	2	44	17.95	12	6.558
	579	9	4	3	2	9			7	7			3	26.66	4	4.350
	580	19	10	9		16	5	5	19	19	4	7	8	29.37	9	2.855
	581	24	8	16		24	16	6	24	24	7	3	15	25.13	4	4.950
	582	31	8	22	1	31	20		30	29	5	1	22	30.68	7	7.785
	583	19	7	11	1	19	6		18	18			12	46.50	3	4.000
	584	27	4	21	2	27	14		25	25	1		22	37.18	1	
	585	12	7	5		12	4		12	12			4	33.50	4	8.750
	586	12	5	7		12	5		12	12			7	52.14	2	
	587	10	4	6		10			10	10			5	36.80	4	8.500
	588	11	2	9		11	8	1	11	11			9	30.88	1	
	589	5	2	3		5	2		5	5	2		3	34.66	2	

<sup>1</sup>For renter-occupied dwelling units and vacant nonseasonal not dilapidated units, for rent.  
<sup>2</sup>For owner-occupied dwelling units and vacant nonseasonal not dilapidated units, for sale only.

HOUSING—BLOCK STATISTICS

Table 3.—CHARACTERISTICS OF HOUSING FOR BLOCK AREAS, BY BLOCKS: 1950—Con.

Block area	Block	All dwelling units by occupancy and tenure					All dwelling units by condition and plumbing facilities			Occupied dwelling units			Contract monthly rent <sup>1</sup>		Value <sup>2</sup> of one-dwelling-unit structures	
		Total	Owner occupied	Renter occupied	Vacant non-seasonal not dilap., for rent or sale	Other vacant and non-resident	Number reporting	No private bath or dilap.	No running water or dilap.	Total	Persons per room		Number reporting	Average monthly rent (dollars)	Number reporting	Average value (dollars)
											Number reporting	1.51 or more				
A	590	7		2		5	7	6	6	2	2					
	591	15	7	6	2		15	4		13	13	2	5	43.40	5	5,140
	592	15	8	7			15	1	1	15	15	1	6	42.50	5	4,400
	594	5	3	2			5	1		5	5	1	2		3	5,000
	596	10	6	4			10	8	2	10	10	2	4	30.00	6	3,416
	597	6	6	4			6	3		8	8	4	2		6	5,816
	598	6	2	3	1		6	5	2	5	5	1	1	31.75	1	
	599	2					2									
	600	7	7				7	2		7	6	3			4	2,000
	601	13	10	3			13	4	2	13	13	3	3	15.66	10	3,830
	602	8	3	5			8	1		8	8	1	5	37.60	3	3,000
	603	1					1									
	605	15	6	9			15	3	2	15	15	4	9	27.55	5	4,300
	606	20	12	8			20	3	1	20	20	3	8	35.25	11	5,681
	607	11	9	2			10	1	1	11	11	1	2		8	3,437
	608	7	5	2			7	4	4	7	7	3	2		3	6,333
	609	11	1	10			11	4		11	11	1	10	31.80	1	
	610	16	4	12			16	2		16	16	2	11	33.72	3	5,000
	611	13	4	9			13	6	6	13	13	3	9	27.77	2	
	612	13		5	1		13			12	12	1	5	36.00	5	5,000
	613	22	6	14	1	1	22	3		20	20		15	43.13	1	
	614	17	5	11	1		17	7		16	16	4	12	44.08	3	4,500
	615	25	3	17	1	4	25	20	6	20	20	7	17	34.52	2	
	616	29	10	19			29	21	13	29	29	7	17	17.23	9	2,944
	617	10	6	4			6	3	2	10	10	5	4	21.25	6	1,933
	618	7	2	4	1		6	6		6	5	5	4	46.00	1	
	619	15	7	10			15	6		15	15	10	10	42.60	4	12,625
	620	24	5	19			24	5	1	24	24	1	17	43.35	5	11,300
	621	45	13	29	3		41	5		42	42		32	46.40	5	8,600
	622	17	9	6		2	16			15	15	1	6	50.00	6	7,833
	623	38	8	27	1	2	36	1	1	35	35		28	44.03	5	12,600
	624	17	6	11			17			17	17		11	56.36	5	7,800
	625	45	16	28		1	44	1	1	44	43	2	26	41.00	7	11,571
	626	72	28	60	2	2	71	15	14	68	68	2	60	41.25	2	
	627	31	3	24	1	3	31	19	18	27	27	1	24	41.95	2	
	628	15	3	12			11	3		15	15		11	39.00	3	5,333
	630	3		3			3			3	3		3	51.66		
	631	32	8	22		2	29	1	1	30	30		22	43.04	4	7,625
	632	11	5	5			11			11	11		5	40.60	3	17,666
	633	27	6	17	2	2	26	2	1	23	23		17	65.17	2	
	634	45	9	35		1	45	6	1	44	44	1	35	46.45	2	
	635	31	10	21			25	3		31	31		21	43.80	6	9,333
	636	29	10	17	1	1	28	9	1	27	27	1	18	42.22	7	7,500
	637	6	3	3			6	1	1	6	6		3	23.00	3	9,833
	638	4		4			4			4	4		4	35.00		
	639	3	2			1	3	1	1	2	2	1				
	640	21	6	14	1		17	1	1	20	20		14	36.85	3	5,966
	641	40	30	10			30	26	3	40	36	21	6	57.00	1	
	642	24	4	17	3		22	12	1	21	21	5	19	35.94	1	
	643	16	3	12		1	16	4	3	15	15	3	12	30.25	1	
	645	3					3			3	3				2	
	646	25	11	14			25	6	6	25	25	5	13	24.53	11	2,590
	647	14	7	7			14	6	5	14	14	4	6	16.50	5	3,780
	648	27	13	14			27	8	8	27	27	6	14	29.35	9	4,222
	649	24	14	9		1	24	10	3	23	23	4	9	47.77	10	3,850
	650	35	11	21	3		35	19	4	32	31	2	23	37.65	9	4,200
	651	15	9	5	1		15	1	1	14	14	1	5	31.40	5	5,722
	652	16	6	10			16	6	1	16	16	3	10	37.30	3	4,666
	653	10	5	5			10	5	2	10	10		5	25.20	5	6,000
	654	22	10	12			21	6	1	22	22	2	10	31.00	6	5,300
	655	9	4	5			9	4		9	8		5	40.00	2	
	656	2					2									
	657	13	10	3			12	2		13	13	4	3	27.66	10	3,800
	658	19	8	10			18	3	3	18	18	2	10	44.00	7	4,185
	659	22	6	14	2		22	3	2	20	20	4	16	38.62	4	3,750
	662	7	6	1			7	1	1	7	7	1	1		5	4,000
	663	11	6	5			11	9	9	11	11	1	5	22.60	4	3,375
	664	10	4	6			10	5	1	10	10	3	6	33.33	3	3,100
	665	17	5	12			17	13	6	17	17	2	4	22.90	3	3,266
	666	8	2	6			8	5	5	8	8	1	11	19.16	1	
	667	10	6	4			10	5	4	10	10	6	4	14.50	5	4,940
	668	23	6	15	1	1	22	14	2	21	21	7	15	29.46	5	5,560
	669	12	2	10			12	2	1	12	12		10	32.00	1	
	670	5	4	1			5	2		5	5		1		1	
	671	14	10	4			14	9	1	14	14	1	4	48.75	1	
	672	38	3	24	8	3	38	26	2	27	27	15	28	44.46	3	7,833
	673	15	2	11			15	12	7	13	12	2	11	28.09		
	675	21	5	16			21	5	4	21	21	1	14	34.00	1	
	676	25	8	15	1	1	24	1		23	23		15	52.53	3	8,500
	677	14	9	4			14			13	13		4	60.00	7	7,571
	678	22	6	15	1		21	1		21	21		16	42.81	3	7,833
	679	40	12	27	1		40	3		39	39	1	28	44.17	6	10,750
	680	21	4	17			16			21	21		16	46.12	3	
	681	11	5	5	1		10	5		10	9	1	6	47.50	2	
	682	10	2	8			10	9		10	10	1	6	42.50	2	
	683	49	8	40	1		45	18		48	46	5	40	36.65	2	
	684	57	3	53	1		56	26	2	56	53	9	46	44.30	1	
	685	6		6			6			6	6		5	47.00		

<sup>1</sup>For renter - occupied dwelling units and vacant nonseasonal not dilapidated units, for rent.

<sup>2</sup>For owner - occupied dwelling units and vacant nonseasonal not dilapidated units, for sale only.

Table 3.—CHARACTERISTICS OF HOUSING FOR BLOCK AREAS, BY BLOCKS: 1950—Con.

Block area	Block	All dwelling units by occupancy and tenure					All dwelling units by condition and plumbing facilities			Occupied dwelling units			Contract monthly rent <sup>1</sup>		Value <sup>2</sup> of one-dwelling-unit structures	
		Total	Owner occupied	Renter occupied	Vacant non-seasonal not dilap., for rent or sale	Other vacant and non-resident	Number reporting	No private bath or dilap.	No running water or dilap.	Total	Persons per room		Number reporting	Average monthly rent (dollars)	Number reporting	Average value (dollars)
											Number reporting	1.51 or more				
A	686	3	1	2		3			3	3		2		1		
	687	39	2	35		38	24		37	36		34	3288			
	688	26	6	15		22	6	1	21	18		14	4550	1		
	689	42	5	31	3	40	17		37	33	1	27	2944	1		
	690	55	5	22	1	24	4	20	27	27		16	3731	1		
	691	65	14	48	1	59	30	20	62	61	1	48	3693	3	10666	
	692	27	11	16		26			27	27		15	3866	7	9428	
	693	32	9	23		31			32	31	1	22	4227	5	7600	
	694	29	12	17		29			29	29	1	16	2222	5	6000	
	696	5	3	2		5	1	1	5	5		2	4481	3	4000	
	698	25	2	22		25	16	5	24	24	4	21	3100	1		
	699	48	14	32		48	22	9	46	46	5	28	3278	9	8500	
	701	19	1	11	5	16	13		12	12		11	2263	1		
	702	15	13	2		15	12		15	15		2		10	3060	
	703	14	1	11	2	12	9	5	12	12	5	10	1630	1		
	704	4	1	2		4	2		3	3		3	3333			
	705	29	7	19	1	27	12	3	26	26	5	19	2752	5	18600	
	707	18	1	16	2	18	17		18	18		16	2325			
	708	63	7	47		63	53	22	54	53	5	40	2562	2		
	709	28	2	19	7	28	27		19	19	3	18	4277			
	710	24		23		23	10		24	23	1	19	4789			
	711	38	2	31	4	37	32	16	33	33	6	29	2679			
	712	27		27		27	10	6	27	27		26	4050			
	713	34	5	27	2	34	20		32	32	1	31	4032			
	714	38	1	32	1	37	19	14	37	37	8	32	2903	1		
	715	10	1	6		10	6	2	10	10		9	2977			
	716	14	4	10		14	13	8	14	14		10	5370	1		
	717	3		3		3	1		3	3		2				
	718	14		7	7	14	14		7	7		7	7342			
	719	1				1			1	1						
	720	3	1			3	1	1	1	1				1		
B	4	8	8			8			8	8				8	7537	
	5	5	5			5			5	5				5	7620	
	6	59	5	2	1	57	1	1	58	57		2		5	9069	
	7	8	8			8			8	8				8	8100	
	8	12	12			12			12	12				11	8672	
	9	8	6			8			6	6				6	6683	
	10	17	14		1	17			14	14				14	7592	
	11	7	6		1	7			6	6				5	6900	
	12	6	6			6			6	6				6	7150	
	13	3	2		1	3			2	2				2		
	14	9	3	1	2	6			4	1				1		
	15	2				2										
	16	8	4		1	8			4	4				4	7550	
	17	9	8		3	9			8	8				8	14737	
	18	1	1			1										
	19	16	16			16	1	1	16	16				16	7993	
	20	20				20			20	20				19	6947	
	21	17	15		2	17			17	17		2		14	8085	
	22	17	15		2	17			17	17				14	8421	
	23	15	13		1	15			14	14		1		13	8061	
	24	20	20			20			20	20				20	6700	
	25	5	4		1	5			5	5		1		4	7125	
	26	1				1										
	27	3				3			3	3				6	7166	
	28	11	6		3	11			6	6				8	7562	
	29	10	9		1	10			9	9				1		
	30	4	2			4			2	2				1		
	31	9	9			9			9	9				8	8875	
	32	12	10		2	12			10	10				10	9680	
	33	9	7		2	9			7	7				7	10857	
	34	14	13			14			13	13				13	10269	
	35	14	11		1	14			12	12		2		10	9430	
	36	12	8		1	12			12	12		4	8750	6	6833	
	37	20	19		1	20			20	20	1	1		19	6826	
	38	16	16			16			16	16				16	8450	
	39	17	15		2	17		1	17	17		2		15	7980	
	40	16	16			16			16	16				15	7740	
	41	14	11		3	14			14	14		3	6333	7	15000	
	42	5	3		2	5			5	5		1		2		
	43	12	5		2	12		1	10	10		5	8500	2	13000	
	44	57	43		10	53			53	53	2	8	8000	37	16067	
	45	11	10		1	11			11	11	1	1		8	7225	
	46	19	18			19			19	19				18	7488	
	47	11	7		1	11			10	10				6	8400	
	48	17	15		2	17		3	17	17		3	7166	15	6040	
	49	16	15		1	16		1	16	16		1		15	6133	
	50	2	2			2			2	2						
	51	36	32		3	36			35	35		3	11000	30	10463	
	52	22	22			22			22	22				20	10755	
	53	25	24			25			24	24				22	10590	
	54	23	23			23			23	23				23	12239	
	55	22	22			22			22	22				21	10942	
	56	35	34		1	35			35	35		1		32	9312	

<sup>1</sup>For renter - occupied dwelling units and vacant nonseasonal not dilapidated units, for rent.  
<sup>2</sup>For owner - occupied dwelling units and vacant nonseasonal not dilapidated units, for sale only.



Table 3.—CHARACTERISTICS OF HOUSING FOR BLOCK AREAS, BY BLOCKS: 1950—Con.

Block area	Block	All dwelling units by occupancy and tenure					All dwelling units by condition and plumbing facilities			Occupied dwelling units			Contract monthly rent <sup>1</sup>		Value <sup>2</sup> of one-dwelling-unit structures	
		Total	Owner occupied	Renter occupied	Vacant non-seasonal not dilap., for rent or sale	Other vacant and non-resident	Number reporting	No private bath or dilap.	No running water or dilap.	Total	Persons per room		Number reporting	Average monthly rent (dollars)	Number reporting	Average value (dollars)
											Number reporting	1.51 or more				
B	149	14	11	3					14	14	1					
	150	20	13	6	1	14	1	2	14	19		3	51.66	10	8,250	
	151	6	5	1		19	1		19	19		7	48.00	11	7,036	
	152	11	8	2	1	6	1	1	6	6		1		5	7,100	
	153	1				11			10	10		2		7	8,271	
	154	15	11	4		15	1		15	15	1	3	61.25	11	8,218	
	155	13	12	1		13	1	1	13	13		1		11	9,909	
	156	12	12			12			12	12				11	8,718	
	157	11	11			11			11	10				11	9,200	
	158	15	14		1	15			14	14				14	8,421	
	159	11	8	2		10		1	10	10		2		8	11,125	
	160	13	10	2		12		1	12	12		2		10	8,960	
	161	14	14			14			14	14				14	9,321	
	162	16	11	4	1	15			15	15		3	65.66	11	9,772	
	163	35	25	8	1	30	1		30	33	4	5	72.00	25	10,332	
	164	16	13	3		16			16	16		3	39.00	11	9,727	
	165	16	15	1		16			16	16		1		14	9,964	
	166	18	13	4		18		1	17	17		3	83.33	13	10,730	
	167	10	9	1		10			10	10		1		9	8,944	
	168	18	15	3		16			16	18		2		13	8,884	
	169	14	14			14			14	14				14	7,578	
	170	3	3			3			3	3				3	9,333	
	171	15	10	4	1	14			14	13		4	51.25	9	7,077	
	172	14	12	1	1	14			13	13		1		11	7,000	
	173	16	10	4	2	16		1	14	14	1	3	52.00	8	6,312	
	174	4	4			4		1	4	4		4	35.50			
	175	13	10	3		13		1	13	13	1	3	60.00	9	5,700	
	176	17	13	4		17			17	17		4	54.25	12	8,000	
	177	21	14	6		21		2	20	19		5	60.00	13	7,769	
	178	44	37	6	1	44		2	43	43	1	6	90.00	37	9,586	
	179	12	8	4		12			12	12		4	97.50	8	10,187	
	180	11	9	2		11			11	11		8		8	11,250	
	183	31	26	5		31	1	1	31	30		5	107.00	26	9,546	
	184	19	10	9		19		1	19	19		9	57.22	7	7,142	
	185	20	17	3		16			20	16		1		13	7,507	
	186	19	16	3		19			19	19		3	53.66	14	7,785	
	188	21	14	7		20		6	21	21	1	6	45.16	13	6,653	
	189	16	13	2	1	16		1	15	15		3	39.33	13	7,507	
	190	4	4			4			4	4				1		
	191	12	11	1		12			12	12		1		11	6,927	
	192	16	14	1	1	16			15	15		2		14	8,014	
	193	21	17	3	1	19		1	20	20		4	56.25	16	8,312	
	194	20	12	8		18		2	20	20		8	56.87	7	11,928	
	195	5	3	2		5			5	5		1		2		
	196	2														
	197	11	11			9			11	11		9		9	9,333	
	198	5	3	3		6			6	6		2		2		
	199	5	5			5			5	5				5	12,600	
	200	7	6	1		7			7	7		1		6	12,833	
	201	7	7			7			7	7				7	10,585	
	202	2														
	203	2														
	204	12	11	1		12			12	12		1		11	9,863	
	205	16	13	3		14			16	15		1		12	10,991	
	206	1														
	207	6	3	3		6	3		6	6		3	41.66	2		
	208	9	9	2		9			9	8		2		7	8,357	
	210	2	7							8						
	211	11	9	2		11			11	10		2		9	14,666	
	212	9	8	1		9			9	8		1		8	9,375	
	213	18	15	3		18		1	18	18		3	61.00	15	10,133	
	214	14	13	1		13		1	14	14		1		13	10,815	
	215	14	12	1		13			13	13				12	9,708	
	216	8	8		1	8			8	8		7		7	8,700	
	217	11	8	9	1	11			9	9		2		7	9,542	
	218	13	9	4	1	13			13	13		3	61.66	9	7,666	
	219	14	12	2		13		1	14	14	1	1		12	8,083	
	220	13	10	3		13		1	13	13		2		9	6,888	
	222	6	5	1		6			6	6		1		3	6,233	
	223	16	9	6	1	16		5	15	15		6	57.00	9	4,466	
	224	16	7	5	3	16		3	12	12		8	59.50	6	7,366	
	225	19	16	3		18		3	19	18		3	61.66	16	8,375	
	226	16	14	2		16			19	16		2		14	7,250	
	227	20	19	1		20			20	20		1		19	9,678	
	228	35	32	1	1	34		1	34	34		3	88.33	30	10,540	
	229	4	2	2		4		1	4	4		2		2		
	230	7	4	3		7			4	4		4		4	9,425	
	231	17	16	1		17			16	16				16	9,825	
	234	13	9	3	1	13			12	12		2		8	9,250	
	235	21	16	5		21		1	21	20		5	58.00	13	7,976	
	236	21	8	13		21		2	21	21		13	53.69	7	6,428	
	237	2														
	239	2														
	240	11	2	5		7		6	7	7		5	39.60	2		
	241	17	14	3		11			11	11		8		8	8,200	
	242	17	17			17			17	17		3	51.66	14	8,785	
	243	24	21	3		22		2	24	24		3	45.66	19	9,300	
	244	16	16			16			16	16		7	52.57	8	8,250	
	244	9	7	1	1	9			8	8		2		5	10,200	

<sup>1</sup>For renter - occupied dwelling units and vacant nonseasonal not dilapidated units, for rent.  
<sup>2</sup>For owner - occupied dwelling units and vacant nonseasonal not dilapidated units, for sale only.

HOUSING—BLOCK STATISTICS

Table 3.—CHARACTERISTICS OF HOUSING FOR BLOCK AREAS, BY BLOCKS: 1950—Con.

Block area	Block	All dwelling units by occupancy and tenure					All dwelling units by condition and plumbing facilities			Occupied dwelling units			Contract monthly rent <sup>1</sup>		Value <sup>2</sup> of one-dwelling-unit structures	
		Total	Owner occupied	Renter occupied	Vacant non-seasonal not dilap., for rent or sale	Other vacant and non-resident	Number reporting	No private bath or dilap.	No running water or dilap.	Total	Persons per room		Number reporting	Average monthly rent (dollars)	Number reporting	Average value (dollars)
											Number reporting	1.51 or more				
B	245	20	15	4		1	16		19	19		3	41.66	12	10,858	
	246	18	15	3			18		18	17		3	39.00	13	8,846	
	247	19	12	6		1	19		18	17	1	3	61.33	12	8,683	
	248	10	7	3			10		10	10		3	81.66	7	9,357	
	249	10	6	4			9		10	10		3	66.66	4	9,950	
	250	50	33	12		5	42	1	45	45	2	12	49.33	30	13,516	
	251	2														
	252	11	7	1		3	10		8	8				7	19,000	
	253	26	22			4	24		22	22				19	15,526	
	254	2														
	255	16	11	4		1	16		15	15		3	50.00	8	10,062	
	257	14	12	2			14	1	14	14		1		11	17,909	
	260	33	30	2		1	32		32	32		2		30	16,250	
	261	20	18	2		2	16		16	18				18	20,500	
	262	15	15				15		15	15				14	10,428	
	263	17	11	4	4		14		13	13		2		11	10,772	
	264	9	4	4	1		9	2	8	8		4	53.25	4	8,750	
	265	18	11	6	1		15		17	17		7	55.28	8	10,500	
	266	15	13	2			14		15	15		2		12	9,500	
	267	12	9	2		1	12		11	11		2		9	8,388	
	268	16	11	3	2		15		14	14		5	47.20	7	8,000	
	269	8	7	1			7		8	8		1		5	9,700	
	270	15	13	2			13		15	15		1		11	9,181	
	271	13	9	4			13		13	13		4	60.50	9	8,333	
	272	19	12	6	1		18		18	18		6	65.00	10	7,630	
	273	20	15	5			19	1	20	20		5	63.60	14	8,671	
	274	17	15	2			17		17	17		1		14	8,107	
	275	20	15	5			19	2	20	20	1	5	73.00	12	7,833	
	276	2														
	277	16	14	2			16		16	16		2		10	6,650	
	278	30	24	5		1	30	1	29	28		5	66.00	18	7,583	
	280	1														
	282	2			5		5		23	23		4	58.75	18	7,150	
	287	15	14	4	1		15		14	14		1		14	6,928	
	288	33	24	8	1		29	3	32	32		6	53.83	23	6,847	
	289	9	9			1	9	2	9	9				9	8,322	
	290	17	15	2			17	2	17	17		2		11	7,554	
	291	15	12	3			15		15	15		1		9	7,055	
	292	15	13	2			16		16	16		3	60.00	13	7,515	
	293	16	13	3	2		17		15	15		5	51.60	12	7,483	
	294	17	14	3	2		19		19	19	1	5	67.00	11	8,227	
	295	16	12	4			16		16	16		3	78.33	11	10,209	
	296	12	11	1			12		12	12		1		10	9,250	
	297	7	6	1			7		7	7				6	10,716	
	298	11	10	1			11		11	11		1		10	6,180	
	299	7	6	1			7		6	6		1		4	8,175	
	300	8	8			1	8		8	8	1			4	10,875	
	301	7	6	1			7		6	6				6	13,166	
	302	8	8				8		6	6				3	13,666	
	303	9	6	3	1	1	5		6	6				6		
	304	12	11	1		1	10		11	11				11	14,409	
	305	4	2		2		4		2	2				1		
	306	8	7		1		8		7	7				7	11,085	
	307	15	13	2			15	1	15	15		2		13	9,576	
	308	9	8			1	9		8	8				8	13,375	
	309	10	7	3			7		7	7				7	14,285	
	310	11	9	2		2	9		9	9				7	13,888	
	311	10	9	1			10		10	10		1		9	9,888	
	312	5	2	3			5		5	5	1	3	53.33	1		
	313	11	10	1			11		11	11		1		10	9,450	
	314	13	10	3			13		13	13		3	75.00	9	8,444	
	315	15	9	6			16		16	16		4	53.25	7	10,471	
	316	11	9	2			10		10	10		1		7	10,857	
	317	15	15			1	14		15	15				15	6,433	
	318	23	18	5			23		23	23		4	57.50	16	6,956	
	319	21	14	7		2	21	2	19	19	1	4	41.25	13	6,584	
	320	9	6	3			9		9	9		3	53.66	6	5,783	
	321	20	17	3			19	3	20	20		2		16	7,693	
	322	16	10	6		1	16	2	15	15		5	72.00	9	8,166	
	323	24	16	8	1	1	24	2	23	23	1	7	50.00	17	7,164	
	325	45	36	9			44	5	45	45	1	8	50.62	30	6,770	
	326	20	13	7			20		20	19	1	7	46.71	11	6,318	
	328	8	7	1			8		8	8		1		7	10,071	
	329	20	18	2			20		20	19		2		17	9,229	
	330	4	4				4		4	4				4	9,250	
	331	12	12				12		12	12				12	9,433	
	332	31	30	1			31		31	31		1		29	9,768	
	333	20	17	3	1		20		19	19		2		16	9,537	
	334	5	4	1			5		5	5		1		4	8,825	
	336	21	16	5			21	1	21	21	2	5	54.00	12	5,675	
	337	15	13	2			15		15	15		2		12	8,416	
	338	15	15				15	1	16	16		1		14	7,328	
	339	21	9	12			12		12	12		3	63.33	9	6,644	
	340	12	11	1	1		12	2	12	12		1		9	7,200	
	341	16	11	5			16		16	16		4	40.00	11	7,727	
	342	18	9	9		1	18	2	17	17		7	36.85	8	7,750	
	343	7	6	1			7		7	7		1		6	9,250	
	344	16	14	2			16		16	16		2		14	10,135	

<sup>1</sup>For renter - occupied dwelling units and vacant nonseasonal not dilapidated units, for rent.

<sup>2</sup>For owner - occupied dwelling units and vacant nonseasonal not dilapidated units, for sale only.



Table 3.—CHARACTERISTICS OF HOUSING FOR BLOCK AREAS, BY BLOCKS: 1950—Con.

Block area	Block	All dwelling units by occupancy and tenure					All dwelling units by condition and plumbing facilities			Occupied dwelling units			Contract monthly rent <sup>1</sup>		Value <sup>2</sup> of one-dwelling-unit structures	
		Total	Owner occupied	Renter occupied	Vacant non-seasonal not dilap., for rent or sale	Other vacant and non-resident	Number reporting	No private bath or dilap.	No running water or dilap.	Total	Persons per room	Occupied by non-white	Number reporting	Average monthly rent (dollars)	Number reporting	Average value (dollars)
										Number reporting	1.51 or more					
B	345	10	7	2	1	10	1	1	9	9		2		7	11,214	
	346	15	10	4	1	15			14	14		4	52.50	9	9,388	
	347	22	17	4	1	21			22	21		5	64.60	16	9,100	
	348	5	3	1		5			4	4		1		2		
	349	16	14	2		16			16	16		1		13	9,176	
	350	22	15	6	1	21			21	21		5	46.00	13	7,307	
	351	19	11	4	4	19			15	15	1	3	41.66	12	8,333	
	352	10	8	2		10		2	10	10		1		7	8,071	
	353	14	11	3		14			14	14	2	3	61.66	11	7,190	
	354	22	15	7		22	2	2	22	22		7	47.85	13	7,615	
	355	16	11	5		16	4	1	16	16	1	4	37.75	10	6,700	
	356	11	10	1		11			11	11		1		10	9,600	
	357	15	12	3		15			15	15		2		12	10,625	
	358	23	21	2		23			23	23		2		21	10,400	
	359	18	11	2	5	18			13	13		2		11	9,636	
	360	14	12	2		14			14	14		2		12	8,850	
	361	16	14	2		16			16	16		2		14	9,414	
	362	16	15	1		16			16	16		2		14	10,178	
	363	20	17	3		20			20	20	1	1		15	10,366	
	364	13	12	1		13			13	12		1		12	9,108	
	365	16	13	3		16	2		16	16	1	3	41.66	11	7,681	
	366	21	13	8		21			21	21	1	7	56.14	12	6,008	
	367	14	11	3		14	4		14	14	1	3	48.33	9	5,444	
	368	3		3		3			3	3		2				
	369	17	17			17		1	17	17	1			15	7,340	
	370	12	12			12		2	12	12				11	6,327	
	371	18	16	2		18	2	2	18	18	1	2		16	7,512	
	372	18	15	3		18			18	18		3	60.00	15	8,200	
	373	17	15	2		17			17	17		2		15	8,066	
	374	13	8	4	1	13			12	12	1	3	33.33	6	9,333	
	375	14	11	3		13			14	14		2		11	11,500	
	376	6	2	3		6		1	5	5		3	48.33			
	377	13	11	2		13			13	13		2		11	8,636	
	378	12	10	2		12			12	12		2		10	9,550	
	379	16	12	3	1	16			15	15		3	123.33	11	12,909	
	380	30	29	1		29			30	30	1	1		26	15,315	
	381	33	29	3		32			32	32		2		26	18,173	
	382	17	15	2		17			17	17	1	2		15	16,266	
	383	24	15	8	1	21	1	1	23	23		2	81.87	12	12,375	
	384	17	14	2		16			16	16		1		13	14,269	
	385	20	16	4		19			20	20		4	80.00	16	16,687	
	386	18	17	1		17			18	18		1		17	12,000	
	387	7	6	1		7	1		6	6		6		6	10,833	
	388	9	6	2		9			8	8		2		6	10,883	
	389	14	10	2		14	1		12	12		2		9	13,565	
	390	3	3			3			3	3		3		3	9,666	
	391	22				22			22	22						
	394	12	11	1		12			12	12				11	24,409	
	395	16	6	7		16		3	16	13		6	69.16	3	23,333	
	396	3		1	2	3			3	3						
	397	13	11		1	13		1	11	11		1		11	8,572	
	398	4	4			4			4	4				4	10,375	
	399	15	11	2	2	13			13	10				10	11,820	
	400	15	12	1	2	15			13	13		1		12	11,191	
	401	9	8	1		9			8	8				8	10,875	
	402	24	20	3	1	23			23	22		3	86.66	18	13,027	
	403	14	14			14			14	14				14	17,071	
	404	15	15			15			16	16		1		14	13,821	
	405	25	14	10	1	23			24	23		8	87.62	12	14,208	
	406	16	8	7	1	15			9	8	1	13	126.92			
	407	11	9	2		10			11	10		1		9	26,888	
	408	20	10	9	1	20			19	18		10	82.00	5	23,600	
	409	15	29	7		35	1	2	36	35	1	4	38.25	2	18,318	
	410	4	3	1		4	2		4	4	1	1	65.00	2	17,551	
	411	3	2			3			3	3		1		2		
	412	22	11	1	3	18		2	16	15		7	79.71	8	10,062	
	413	22	18	1		22			22	22	1	10	59.50	17	9,647	
	414	22	13	7	2	22			20	20		9	72.91	12	7,291	
	415	22	13	7	2	22			22	22		2	60.55	12	7,666	
	416	15	13	2		15	1	1	15	15	1	2		8	7,125	
	417	10	8	2		10			10	10						
	418	20	15	5		20			20	20		5	68.60	13	7,992	
	419	16	12	4		16	1	1	16	16		3	75.00	12	8,483	
	420	17	11	5	1	17		1	16	16		5	63.00	10	7,290	
	421	2				2			2	2		4				
	422	17	13	4		17			17	17		5	53.75	13	7,061	
	423	17	14	3		17			17	16		2		13	8,115	
	424	13	6	6	1	12		2	12	12		2	43.40	4	7,375	
	425	21	12	8	1	21			21	20		2	60.11	10	7,600	
	426	17	15	2		17			17	17		2		13	8,423	
	427	35	21	14		35			35	35		14	56.42	17	9,411	
	429	4	4			4			4	4				4	8,375	
	431	10	8	2		10			10	10		2		7	6,571	
	432	21	14	6	1	20		2	20	20		6	64.16	12	8,500	
	433	15	14			15			15	15				12	9,375	
	434	12	5	5		12			12	10		4	54.50	5	8,900	
	435	15	9	6		14			15	15			44.66	8	7,350	
	436	24	16	7	1	23			23	23		6	57.50	14	9,035	
	437	13	12	1		13			13	12	1	1		11	8,136	

<sup>1</sup>For renter - occupied dwelling units and vacant nonseasonal not dilapidated units for rent.  
<sup>2</sup>For owner - occupied dwelling units and vacant nonseasonal not dilapidated units, for sale only.

HOUSING—BLOCK STATISTICS

Table 3.—CHARACTERISTICS OF HOUSING FOR BLOCK AREAS, BY BLOCKS: 1950—Con.

Block area	Block	All dwelling units by occupancy and tenure					All dwelling units by condition and plumbing facilities			Occupied dwelling units			Contract monthly rent <sup>1</sup>		Value <sup>2</sup> of one-dwelling-unit structures	
		Total	Owner occupied	Renter occupied	Vacant non-seasonal not dilap., for rent or sale	Other vacant and non-resident	Number reporting	No private bath or dilap.	No running water or dilap.	Total	Persons per room	Occupied by non-white	Number reporting	Average monthly rent (dollars)	Number reporting	Average value (dollars)
										Number reporting	1.51 or more					
B	438	8	6	2		8			8	8						
	439	14	7	7		14	2		14	14			1	5	9,500	
	440	23	15	7	1	23			23	22			7	6	5,956	
	441	16	7	7	1	16			14	14	1		8	12	6,375	
	442	8	7	1		8			8	8			8	5	5,800	
	443	14	12	2		14	1		14	14			1	6	7,483	
	444	16	14	2		16			16	16			2	11	8,272	
	445	19	14	4		19			18	18			4	13	7,492	
	446	12	7	5		12			12	12	1		5	11	9,863	
	447	3	3			3			3	3			3	5	7,800	
	448	3	3			3			3	3			3	3	11,333	
	450	1				1			1	1						
	451	14	12	2		14			14	14			2	10	8,950	
	452	11	8	3		11			11	11			3	7	8,785	
	453	18	17	1		18			18	18			1	16	8,637	
	454	25	21	4		25			25	25	1		4	20	7,725	
	455	17	15	2		17			17	17	1		2	15	7,493	
	456	12	11	1		12			12	12	1	1	1	10	6,570	
	457	6	4	2		6			6	6			2	4	7,750	
	458	7	4	3		7			7	7			3	4	12,625	
	459	12	6	5		11	1		11	11			4	4	8,250	
	460	22	20	2		22			22	22			8	19	7,852	
	461	16	16			16		1	16	16			7	14	8,035	
	462	23	15	8		23	1	1	23	23			13	11	7,409	
	463	15	12	3		15			15	14	1		3	11	6,754	
	464	20	14	6		19			19	18			2	11	7,872	
	465	28	20	8		28	2		27	25			7	18	7,833	
	466	1				1			1	1						
	467	12	8	4		12			12	12			4	6	7,066	
	468	19	18	1		19			19	19	1		1	17	9,988	
	469	25	22	3		25			25	25			2	22	10,004	
	470	22	22			22		1	22	22			3	21	9,357	
	472	20	12	8		20			19	19	2		7	10	26,050	
	473	20	15	5		19	2		20	20			4	12	22,958	
	474	20	17	3		20			20	20	1		1	16	25,000	
	475	19	2	16		19			18	18			17	1		
	476	1				1			1	1						
	477	31	17	14	3	31			28	28			13	17	15,588	
	478	19	15	4		19			19	19		2	2	12	13,000	
	479	15	14	1		15			15	15			1	13	16,884	
	480	10	8	2		10			10	10			2	6	15,666	
	481	13	12	1		13			13	13			1	12	16,625	
	482	13	11	2		13			13	13			1	7	12,642	
	483	13	11	2		13		1	13	13			1	7	11,777	
	484	10	9	1		10			11	9			4	8	10,562	
	485	14	14			14			14	14			4	4	13,375	
	486	14	13	1		14			14	14			1	12	8,775	
	487	18	15	3		18		3	18	15			2	13	9,384	
	488	1				1			1	1						
	489	4	3	1		4			4	4			1	3	9,333	
	491	9	7	2		9			7	7			7	7	8,114	
	492	24	22	2	1	24			22	22			22	22	8,827	
	493	13	10	3		13			11	11			1	10	9,920	
	494	7	6	1		7			7	7			6	6	10,566	
	495	11	8	3		11			11	11			2	7	12,114	
	496	1				1			1	1						
	498	3	2	1		3			3	3			7	25	13,540	
	499	6	5	1		6			5	5			1	6	15,625	
	500	3	2	1		3			3	3			15	19	13,131	
	501	10	4	6		10			8	8			5	1		
	502	29	24	4	1	28			28	28	1		2	23	20,500	
	503	25	20	5		25			26	25	1		3	18	21,000	
	504	12	12			12			12	12			3	12	18,208	
	505	17	12	5		17			17	17			11	4	14,500	
	506	6				6			6	6						
	507	2	1	1		2			2	2			1	17	9,647	
	508	2	2			2			2	2			5	3	8,900	
	509	2	2			2			2	2			3	20	9,490	
	510	2	1	1		2			2	2			8	15	8,480	
	511	3	1	2		3			3	3			1	1		
	512	5	10	15		24	3		25	25			13	9	8,166	
	513	23	18	5	1	23			22	20			4	16	15,393	
	514	23	16	7		23			25	24			10	10	6,400	
	515	4	3	1		4			4	4			1	3	7,333	
	516	10	8	2		10			10	10			2	5	7,800	
	517	26	13	13	2	25	1	1	24	24			6	11	7,590	
	518	4	4			4			4	4			4	4	10,625	
	519	2	1	1		2			2	2			17	7	10,685	
	520	2	1	1		2			2	2			17	5	14,000	
	521	5	3	2		5			5	5			2	2		
	523	2	1	1		2			2	2			4	14	8,857	
	524	2	1	1		2			2	2			4	7	8,785	
	525	1				1			1	1						
	526	19	14	5		19			18	18			4	12	7,250	
	527	2	1	1		2			2	2			9	17	7,558	
	528	2	1	1		2			2	2			9	9	5,077	
	529	2	1	1		2			2	2			5	17	6,905	
	530	1				1			1	1			5	13	9,638	

<sup>1</sup>For renter-occupied dwelling units and vacant nonseasonal not dilapidated units, for rent.  
<sup>2</sup>For owner-occupied dwelling units and vacant nonseasonal not dilapidated units, for sale only.

Table 3.—CHARACTERISTICS OF HOUSING FOR BLOCK AREAS, BY BLOCKS: 1950—Con.

Block area	Block	All dwelling units by occupancy and tenure					All dwelling units by condition and plumbing facilities			Occupied dwelling units			Contract monthly rent <sup>1</sup>		Value <sup>2</sup> of one-dwelling-unit structures		
		Total	Owner occupied	Renter occupied	Vacant non-seasonal not dilap., for rent or sale	Other vacant and non-resident	Number reporting	No private bath or dilap.	No running water or dilap.	Total	Persons per room		Occupied by non-white	Number reporting	Average monthly rent (dollars)	Number reporting	Average value (dollars)
											Number reporting	1.51 or more					
B	531	21	17	4					21	21			4	64.00	16	9,425	
	532	25	21						25	25			3	76.66	21	10,214	
	533	33	22		2	3			31	28	1		7	68.57	16	10,562	
	534	14	6	6					14	14			5	62.40	5	7,500	
	535	7	5		1				6	6			1		5	9,100	
	536	41	34	7					41	41			7	64.71	32	10,000	
	537	15	11	3	1				15	14			4	68.75	11	10,318	
	538	21	18	3					21	21			2		18	9,666	
	539	1															
	540	26	17	9					26	26			9	50.11	13	6,384	
	541	24	15	8	1				24	21	1		7	47.71	13	5,538	
	542	30	13	17				9	29	29			16	38.81	7	9,000	
	543	20	10	9		1			20	18	1		8	49.75	10	9,750	
	544	12	11	1					12	12			1		8	9,037	
	545	23	19	4					22	23			4	57.50	16	7,993	
	547	16	9	7					16	16			7	82.14	7	11,571	
	548	26	6	18	2				26	24			20	77.60	4	18,000	
	549	41	12	27	2				40	38		1	28	103.07	3	15,333	
	550	16	11	3	2				16	14			4	82.50	9	17,111	
	551	3	2	1					3	3			1		2		
	552	37	22	14	1				36	36	1		13	71.07	20	8,350	
	553	18	9	7	2				16	16			8	55.00	6	8,416	
	554	3	2	1				1	3	3			1		2		
	555	23	21		2				23	21					23	9,917	
	556	21	21						20	21					20	13,350	
	557	23	15	8					23	23			8	71.87	13	9,423	
	559	26	18	7	1				26	25		1	6	79.16	11	15,409	
	560	23	16	6	1				23	22		1	7	66.14	14	15,000	
	561	34	22	12					34	34			12	75.83	18	14,033	
	562	32	24	7	1			1	30	31	2	2	5	60.00	20	18,050	
	563	44	9	31	4				41	38		1	34	78.44	5	13,600	
	564	27	13	11	3				26	24			13	83.07	13	13,769	
	565	39	34	4		1			39	38			4	58.75	34	13,485	
	566	12	11	1					12	12			1		11	15,227	
	567	11	9	1	1				11	10			9		9	15,833	
	570	3	3						3	3			3		3	13,000	
	571	1															
	572	11	10		1				11	10					10	10,530	
	573	4	4						4	4					4	11,875	
	574	4	3	1					4	4			1		3	9,600	
	575	8	8						8	8					8	10,562	
	576	5	2			3			5	2					1		
	577	7	4			3			7	4					4	8,875	
	578	3	3						3	3							
	579	8	7	1		3			8	8			1		7	8,542	
	580	2							2	2							
	581	8	5	3					8	8			2		5	14,180	
	582	8	7			1			8	7					7	13,000	
	583	11	9	1		1			11	10		1	1		7	11,428	
	584	4	1	1		2			4	2			1		1		
	585	19	11	4		4			19	14			4	72.00	8	13,750	
	586	33	28	5					32	32			3	73.33	27	13,148	
	588	12	10	2					12	12		1	2		9	14,388	
	589	18	17			1			18	17					17	13,147	
	590	13	13						13	13					13	12,307	
	591	10	4	3		1			10	7			4	93.75	1		
	592	3	3						3	3			3	90.00			
	594	21	3	18					21	21			18	93.88	1		
	595	16		16					16	16			16	67.31			
	596	5	5						5	5					5	25,600	
	597	22	21	1					22	22	1		1		16	27,125	
	598	26	17	8		1			25	25			5	87.80	15	15,566	
	599	38	24	13					37	37			14	79.28	20	11,815	
	600	23	14	7		2			22	21		1	8	57.75	12	11,208	
	602	4	3	1					4	4			1		2		
	603	18	15	3					18	18		1	3	67.00	15	9,533	
	604	23	19	4					23	23			4	95.00	18	9,722	
	605	20	17	3					20	20			3	118.33	16	9,956	
	606	12	8	4					12	12			4	58.25	8	8,862	
	607	3	2	1					3	3			1		2		
	608	26	16	10					26	26			10	51.40	15	6,613	
	609	33	17	16				2	32	33			16	55.06	15	6,020	
	610	26	13	13					26	26			12	52.00	10	9,700	
	611	17	8	9					17	17			8	66.82	7	7,928	
	612	12	4	7		1			11	11			7	62.85	2		
	613	14	8	6					14	14			6	59.16	8	9,562	
	614	17	10	7				1	16	17			6	61.66	8	9,562	
	615	35	15	19		1			35	34		1	17	82.82	12	16,333	
	616	30	8	22					29	30			21	63.80	4	14,250	
	617	26	10	15		1			26	25			16	62.50	5	14,300	
	618	31	14	15		2			29	29			16	70.31	10	16,300	
	619	12	4	8					12	12		1	8	73.12	2		
	621	16	11	5					16	16			5	63.00	10	8,550	
	623	24	15	9					24	24			8	60.00	12	8,583	
	624	29	19	10					28	29			8	59.75	12	9,366	
	625	17	13	3		1			16	16			3	32.66	12	8,525	
	626	6	5	1					6	6			1		5	5,800	
	627	64	54	10					64	64			10	74.60	49	8,679	

<sup>1</sup>For renter - occupied dwelling units and vacant nonseasonal not dilapidated units, for rent.  
<sup>2</sup>For owner - occupied dwelling units and vacant nonseasonal not dilapidated units, for sale only.

HOUSING—BLOCK STATISTICS

Table 3.—CHARACTERISTICS OF HOUSING FOR BLOCK AREAS, BY BLOCKS: 1950—Con.

Block area	Block	All dwelling units by occupancy and tenure					All dwelling units by condition and plumbing facilities			Occupied dwelling units			Contract monthly rent <sup>1</sup>		Value <sup>2</sup> of one-dwelling-unit structures	
		Total	Owner occupied	Renter occupied	Vacant non-seasonal not dilap. for rent or sale	Other vacant and non-resident	Number reporting	No private bath or dilap.	No running water or dilap.	Total	Persons per room	Occupied by non-white	Number reporting	Average monthly rent (dollars)	Number reporting	Average value (dollars)
										Number reporting	1.51 or more					
B	628	13	10	3					13	12		3	51.00	9	9.444	
	629	3	3						3	3				1		
	630	21	11	10					21	21		9	43.00	7	8.857	
	631	30	16	13	1				29	29	1	14	77.50	15	11.733	
	632	27	19	7	1				26	26		8	62.75	17	13.323	
	633	34	22	11	1				33	33		10	68.50	15	13.633	
	634	23	20	3					23	23		3	133.33	19	29.157	
	635	10	7	3					10	10	1	3	61.66	6	20.333	
	636	5	5						5	5				5	21.800	
	637	4	4						4	4				4	17.625	
	638	16	5	7		4			16	12		5	108.00	5	17.700	
	639	18	15			3			18	15				15	13.166	
	640	14	12	1	1				14	13		1		12	11.666	
	641	1														
	642	2														
	643	6	6						6	6				6	12.566	
	644	22	16	3		3			19	19		2		15	10.586	
	645	23	18	3	2				23	21		3	76.66	17	15.435	
	646	14	11	1		2			14	12		1		11	11.727	
	647	20	18			2		1	20	18	1			18	18.194	
	648	10	7		1	2			7	7				7	14.500	
	649	9	7			2			8	6				6	18.583	
	650	14	12	1		1			14	13		1		11	16.681	
	651	16	11	3	2				16	14	1	2		10	22.030	
	652	10	10						10	10				10	23.350	
	653	28	25	3					28	28	2	2		24	21.875	
	654	37	23	13	1			1	37	36		11	71.90	19	13.157	
	655	24	17	6	1				24	23	1	5	59.60	13	14.615	
	656	23	18	5					23	23		4	58.25	12	11.583	
	657	25	17	8					25	25		7	71.14	12	9.900	
	658	29	10	14	4	1		2	29	24	1	17	64.82	6	17.250	
	659	30	19	11					30	30	1	10	62.10	14	10.007	
	660	15	10	2	1	2			15	12		2		9	8.622	
	661	1														
	662	2														
	663	27	17	9	1				27	25		9	53.00	14	7.564	
	664	32	18	14				3	32	32	1	14	52.42	14	8.414	
	665	28	16	11		1		1	28	27		10	49.60	14	0.742	
	666	28	14	13	1				28	27		14	65.21	9	8.500	
	667	16	12	4					16	16		4	58.75	10	9.450	
	668	15	10	5					15	15	1	5	52.20	8	11.062	
	669	40	19	21					40	40		21	58.00	18	10.700	
	670	15	7	7		1			15	14		6	94.00	5	13.800	
	671	33	10	23				2	33	33		21	67.61	7	13.428	
	672	24	9	15				1	24	24		14	59.71	4	12.250	
	673	30	18	12					30	30		11	76.81	14	10.464	
	674	12	11	1					12	12		1		11	9.272	
	675	28	12	16					28	28		16	60.81	7	9.714	
	676	32	17	15					32	32	1	15	54.46	15	9.546	
	677	27	15	11	1			3	27	26	1	11	58.36	12	8.125	
	678	24	13	11					24	23		9	63.66	11	8.754	
	679	7	5	2					7	7		2		3	5.333	
	680	6	6						6	6				6	8.583	
	681	3		1					3	3		1		2		
	682	7	5	2				1	7	7	1	1		3	7.600	
	683	21	14	5		2			21	19		4	55.00	14	9.050	
	684	28	15	12		1			28	27	1	12	71.08	12	10.416	
	685	10	6	3		1			10	9		3	75.00	5	9.200	
	687	43	18	24	1			2	43	42	1	22	61.45	13	14.230	
	688	32	23	9				2	32	32	2	9	70.88	20	9.005	
	689	29	20	7	2			1	29	27		9	55.55	19	10.921	
	690	22	18	3	1				21	21	1	2		16	11.218	
	691	8	7	1					8	8		1		7	11.642	
	692	10	9	1					10	10		1		9	25.444	
	693	5	2	2	1				5	4		2		2		
	695	18	16	2				2	18	18		1		15	13.593	
	696	7	7						7	7				7	8.714	
	697	18	15	3		3			18	15		3	88.33	14	10.857	
	698	22	18	3					21	20		3		16	12.593	
	699	12	8	2	1				12	10		1		8	15.275	
	700	13	11			2			12	11				10	15.700	
	701	8	8						8	8				8	15.475	
	702	40	33	6		1			39	38		5	42.80	30	18.550	
	703	21	12	9					21	21		8	44.37	9	11.000	
	704	27	20	7					27	27		7	69.28	15	10.093	
	705	35	16	17		2			34	33	1	17	59.11	11	10.772	
	706	21	15	6				1	21	21		5	49.00	15	11.166	
	707	33	15	18					31	31		16	66.37	12	13.000	
	708	2														
	710	3	3						3	3				3	1.833	
	711	21	12	9					19	17		8	30.37	11	5.672	
	712	7	7						7	7	1	1		6	8.000	
	713	12	8	4					10	10				7	8.488	
	714	24	20	4					24	24		3	46.66	18	9.944	
	715	24	17	7				1	24	23	1	7	64.28	13	9.346	
	716	54	21	31	1	1			51	52	1	3	55.48	13	10.615	
	717	12	8	4					12	12		1	56.00	5	5.700	
	718	4	3	1					4	4		3		3	6.666	

<sup>1</sup>For renter - occupied dwelling units and vacant nonseasonal not dilapidated units, for rent.  
<sup>2</sup>For owner - occupied dwelling units and vacant nonseasonal not dilapidated units, for sale only.

Table 3.—CHARACTERISTICS OF HOUSING FOR BLOCK AREAS, BY BLOCKS: 1950—Con.

Block area	Block	All dwelling units by occupancy and tenure					All dwelling units by condition and plumbing facilities			Occupied dwelling units			Contract monthly rent <sup>1</sup>		Value <sup>2</sup> of one-dwelling-unit structures	
		Total	Owner occupied	Renter occupied	Vacant non-seasonal not dilap., for rent or sale	Other vacant and non-resident	Number reporting	No private bath or dilap.	No running water or dilap.	Total	Persons per room		Number reporting	Average monthly rent (dollars)	Number reporting	Average value (dollars)
											Number reporting	1.51 or more				
B	719	21	13	8					21	20						
	720	49	11	33	2	3			44	43	2	30	48.00	11	8,318	
	723	25	18	6		1			24	23		5	60.83	6	8,500	
	724	26	12	14					24	26	1	14	51.00	12	8,325	
	725	18	13	5					26	26		4	51.07	8	7,375	
	726	21	12	7	1	1			18	18		4	38.00	13	6,807	
	727	27	10	14		3		3	19	19	1	7	46.14	12	7,041	
	728	26	13	11		2		3	24	24		14	59.78	8	7,375	
	729	39	26	11		2		2	24	24	3	8	61.50	7	19,000	
	730	30	18	10	1	1		1	37	36	1	10	34.90	19	8,636	
									28	28		10	64.00	13	8,730	
	731	7	6	1					7	7		1		5	7,300	
	732	29	20	8		1			29	26		8	50.62	17	7,705	
	733	2														
	734	16	9	6	1				16	15		7	91.14	9	13,333	
	735	29	19	9	1				29	27		9	75.22	17	14,382	
	736	7	4	3					6	7		3	30.66	1		
	737	28	20	8				4	28	28	1	8	41.50	8	11,812	
	738	46	30	16				10	45	46		15	68.26	30	12,000	
	739	46	38	8				1	44	46		7	89.42	37	11,756	
	740	34	25	5	2	2			34	30		5	75.80	23	15,000	
	741	38	32	6					38	38		6	109.16	30	13,053	
	742	23	20	1	2				23	20		1		19	12,931	
	743	11	8	2	1				10	10		2		8	17,387	
	744	17	13	1		3			17	14		1		13	12,692	
	745	17	16	1					17	17		1		16	10,937	
	746	12	11	1					12	12		1		11	15,090	
	747	11	8	2		1			11	10	1	2		8	13,750	
	748	27	25	2				1	26	27		2		25	12,088	
	749	10	8	2					10	10		2		8	13,225	
	750	18	16	1	1				18	17		1		16	11,581	
	751	10	9			1			9	9				9	10,422	
	752	13	12	1					13	13		1		11	11,172	
	753	21	20	1					21	21		1		19	10,542	
	754	21	13	4	3	1			21	17		4	103.75	13	12,153	
	755	42	34	7	1	1			41	41	1	5	114.00	34	16,655	
	756	23	19	4					23	23		3	95.00	17	10,352	
	757	22	16	6				1	22	22	1	4	57.75	10	11,950	
	758	75	49	25	1				74	74	2	21	63.38	42	17,595	
	759	43	27	13	3				41	40		14	68.00	22	10,604	
	760	6	2	4					6	6		4	77.50	2		
	761	21	12	9					21	21		9	34.66	11	6,918	
	762	10	7	3					10	10		3	37.00	4	10,250	
	763	32	14	16	1	1			32	30	1	14	54.21	11	9,436	
	764	36	13	21	1	1			34	34		20	63.35	11	10,863	
	765	36	19	14	2	1			36	33		12	52.91	15	15,433	
	766	66	23	38	3	2		10	61	60	1	41	46.21	17	11,382	
	767	8	5	3		2			8	8		3	43.33	4	6,250	
	768	27	15	12				1	27	27	1	1	54.91	10	12,500	
	769	19	6	13					19	19		12	57.08	5	12,800	
	770	27	6	19	2				25	25		20	62.65	2		
	771	19	12	4		3			19	16		4	62.50	9	8,977	
	772	7	6		1				7	6		1		5	7,300	
	773	13	12			1			13	12				11	6,545	
	774	1														
	775	13	7	6					13	13		5	54.00	5	7,900	
	776	24	17	7					24	24		6	74.16	14	10,392	
	777	26	13	12	1			1	26	25		11	62.09	10	14,550	
	778	20	5	12	3			6	20	17		13	51.76	2		
	779	5	3	1		1			5	4		1		3	9,500	
	780	31	10	21				1	31	31	1	20	61.65	5	9,200	
	781	26	14	10	2				26	24	1	12	66.00	13	14,461	
	782	35	11	23	1			2	32	33		20	56.45	10	11,900	
	783	16	14	2					16	16		2		12	12,041	
	784	7	4	3					7	7		2		3	11,166	
	785	44	20	24				1	43	44		22	72.63	18	10,666	
	786	46	17	24	2	3			44	41	1	25	61.20	11	13,454	
	787	40	20	19		1			40	39		18	60.11	9	11,388	
	788	24	12	9	3				24	21		11	64.09	9	14,777	
	789	4	2	2					4	4		2		2		
	790	23	17	6					23	23		6	80.50	17	14,088	
	791	10	8	2					10	8		1		7	11,142	
	792	25	24	1					25	25		2		24	14,000	
	793	17	15	2					17	17		1		14	10,192	
	794	17	14	2	1				17	16		2		13	10,761	
	795	8	8						8	8				8	12,725	
	796	23	11	10	2				22	21		9	85.00	10	11,730	
	799	20	2	18				1	20	20	1	17	35.29			
	800	12	8	3	1			1	11	10		2		6	12,223	
	801	17	7	10				2	17	16		9	84.55	7	13,571	
	802	18	13	2	2	1			17	15		1		12	10,125	
	803	17	12	4	1				17	16		3	93.33	12	9,900	
	804	2														
	806	8	6	2					8	8		2		6	10,666	
	807	25	14	9	1	1		2	23	23		8	60.12	10	9,660	
	808	28	17	11					28	28		11	49.36	12	9,091	
	809	40	21	19					39	39	2	18	65.83	15	9,146	
	810	24	15	9					24	24		9	71.66	12	10,041	
	811	18	11	6	1				17	17	1	5	70.00	10	9,100	

<sup>1</sup>For renter - occupied dwelling units and vacant nonseasonal not dilapidated units, for rent.  
<sup>2</sup>For owner - occupied dwelling units and vacant nonseasonal not dilapidated units, for sale only.

HOUSING—BLOCK STATISTICS

Table 3.—CHARACTERISTICS OF HOUSING FOR BLOCK AREAS, BY BLOCKS: 1950—Con.

Block area	Block	All dwelling units by occupancy and tenure					All dwelling units by condition and plumbing facilities			Occupied dwelling units			Contract monthly rent <sup>1</sup>		Value <sup>2</sup> of one-dwelling-unit structures	
		Total	Owner occupied	Renter occupied	Vacant non-seasonal not dilap., for rent or sale	Other vacant and non-resident	Number reporting	No private bath or dilap.	No running water or dilap.	Total	Persons per room		Number reporting	Average monthly rent (dollars)	Number reporting	Average value (dollars)
											Number reporting	1.51 or more				
B	813	4	3	1					4	4						
	814	3	2	1					3	3	1					
	815	20	14	6					20	20			76.16	14	8,992	
	816	17	13	4					17	17	1			10	8,680	
	817	8	4	4					8	8				2		
	818	2														
	819	5	3	2					5	5						
	820	2														
	854	13	11	2					13	13						
	858	9	7	2					9	9		2			10	6,940
	859	17	14	3					17	17			45.00	13	7,169	
	872	9	1			8			9	9	1	1		1		
	874	6				6			6	6						
	878	31	8	1	18	4			31	31					25	8,748
	879	29	3		12	14			29	29					14	8,821
	880	12			1	11			12	12					1	
	881	30	18	1	6	5			30	30					21	8,780
	882	25	8		6	11			25	25					13	15,330
	883	20	19	1					20	20					17	6,670
	884	26	25	1					26	26					25	6,824
	885	8	8						8	8					8	6,825
	886	8	7	1					8	8					7	7,571
	887	5	4			1			5	5					4	8,300
	888	6	5	1					6	6					5	7,200
	889	8	8						8	8					8	6,662
	890	32	21		7	4			32	32					28	7,560
	891	16	3	1	7	5			16	16					9	7,922
	892	30	5	1	22	2			30	30					26	8,261
	897	3			3				3	3	1				3	7,500
	898	20	12		3	8			20	20					10	7,360
	899	29	23		4	2			29	29					23	8,478
	900	15	12	2		1			15	15					12	7,058
	901	16	11			5			16	16					11	8,654
	902	13	12	1					13	13					12	6,450
	903	11	10	1					11	11					10	7,330
	904	11	10	1					11	11					10	7,210
	905	17	17						17	17	1				17	7,835
	908	3			3				3	3					3	12,833
	914	2			2				2	2					2	
	915	6	2	2	2				6	6	1	1			3	8,333
	916	2							2	2						
	917	7	4		3				7	7					7	7,257
	918	17	1		16				17	17					17	9,000
	C	1	31	14	15		2		31	29						
		2	26	15	9	1	1		26	24		1		15	11	11,500
		3	27	15	11				27	27				8	12	8,666
		4	26	14	12				26	25				10	16	9,856
		5	38	15	23				38	37	2			12	13	9,892
6		26	7	18		1		26	25		1		21	8	10,125	
7		53	5	46	2			53	53				18	2		
8		42	9	26	7			42	41				51	2		
9		23	14	8	7			23	23		1		47	2		
10		6	2	4	1			6	6	3			28	2		
11		24	18	5	1			24	23				9	13	9,384	
12		31	23	7	1			31	31		1		4	15	12,266	
13		25	21	3	1			25	24		1		6	19	11,657	
14		35	27	8		1		35	35			1	1	17	13,900	
15		24	16	8				24	24				8	23	12,782	
16		15	15					15	15				8	24	11,335	
17		7	7					7	7	1	1		7	15	12,666	
18		27	18	9				27	27				7	7	6,714	
19		42	10	30	1	1		42	42				2	13	10,615	
20		24	7	16	1			24	24	2		1	30	3	8,500	
21		17	11	6	1			17	17	2			15	5	13,140	
22		24	11	13				24	17				4	8	13,250	
23		23	9	14				23	24				13	8	9,687	
24		14	8	6				14	23	9	6		14	6	7,500	
25		2						2	14				6	6	7,666	
26		25	15	8		2		23	23		1		7	12	9,750	
27		40	10	29	1			40	39				27	6	13,633	
28		38	9	23	5	1		38	38				28	6	11,833	
29		25	12	3				25	25	2		1	11	5	17,000	
31		30	18	11		1		30	29			2	9	13	9,115	
32		24	19	5				24	24				5	18	10,888	
33		31	24	4	2	1		31	28				4	21	11,904	
39		16	12	2	1	1		16	14				2	11	11,681	
40		12	8	4				12	11				3	6	11,583	
41		8						8	8				4	4	15,400	
42		21	9	11	1			21	19	2			12	8	6,750	
43		23	20	3				23	23				3	15	7,960	
44		32	19	13				32	32				3	14	6,992	
45		5	1	7				5	5				1	3	9,333	
46		22	15					22	22				6	14	8,228	
47		41	12	25	3	1		41	37				27	10	9,250	
48		17	10	6		1		17	16				5	6	8,850	

<sup>1</sup>For renter-occupied dwelling units and vacant nonseasonal not dilapidated units, for rent.

<sup>2</sup>For owner-occupied dwelling units and vacant nonseasonal not dilapidated units, for sale only.

Table 3.—CHARACTERISTICS OF HOUSING FOR BLOCK AREAS, BY BLOCKS: 1950—Con.

Block area	Block	All dwelling units by occupancy and tenure					All dwelling units by condition and plumbing facilities			Occupied dwelling units				Contract monthly rent <sup>1</sup>		Value <sup>2</sup> of one-dwelling-unit structures	
		Total	Owner occupied	Renter occupied	Vacant non-seasonal not dilap., for rent or sale	Other vacant and non-resident	Number reporting	No private bath or dilap.	No running water or dilap.	Total	Persons per room		Occupied by non-white	Number reporting	Average monthly rent (dollars)	Number reporting	Average value (dollars)
											Number reporting	1.51 or more					
C	49	26	12	14		26			26	26			14	50.92	10	11,300	
	50	41	14	22		40			36	36			21	60.28	7	10,142	
	51	25	13	12		24			25	25			11	48.54	11	9,500	
	53	6	2	4		6			6	6			4	38.25	2		
	54	36	15	21		36	1	1	36	35	1		21	59.52	10	7,300	
	55	27	18	8	1	27			26	26	1		8	56.00	10	12,650	
	56	33	9	22		32	3	3	31	31		3	19	60.15	7	9,285	
	57	6	2	4		6			6	6			4	58.75	2		
	58	36	7	26	2	33	1	1	33	32			28	61.14	2		
	59	37	11	25		37	1	1	36	36			26	51.80	8	8,000	
	60	13	5	8		13	2	2	13	13			8	39.75	4	6,000	
	62	42	20	21	1	39	2	2	41	40	1		21	60.04	12	7,500	
	63	24	10	13	1	24	5	5	23	23	1	2	12	46.25	7	13,571	
	64	29	15	14		29	2	1	29	27			11	65.27	13	11,730	
	65	3		3		3			3	3			3	70.00			
	66	2		2		2			2	2							
	68	21	17	4		20	1	1	21	20	1		4	34.50	16	6,843	
	69	22	16	5	1	22	10	10	21	21		1	3	40.00	13	7,730	
	70	33	22	10	1	33			32	32			9	45.11	19	6,321	
	71	26	17	8	1	26			25	25	1		7	47.85	16	7,906	
	72	17	12	5		17	4	1	17	17			5	43.60	10	8,200	
	73	29	11	16	2	28			27	27	2		18	51.61	8	5,475	
	78	23	19	3	1	23	2		22	22			3	74.33	18	9,516	
	79	27	14	7	5	26	1	2	21	20	1		5	57.00	10	6,900	
	80	2		2		2			2	2							
	81	16	14	2		16			16	16			1		11	8,181	
	82	6	4	2		6			6	6			2		3	8,333	
	83	167	147	11	9	167			158	158			11	100.00	146	10,563	
	85	20	7	13		18	1	1	20	20	1		12	67.58	4	9,650	
	86	18	12	6		17	1	1	18	18			5	46.00	10	8,400	
	87	25	16	8		25			24	23	1		7	69.28	11	9,454	
	88	23	15	6	2	22	2		21	20			7	60.71	15	8,866	
	91	9	7	2		9			7	7					6	9,683	
	92	5	2	2	1	5			4	4	1		3	61.66	2		
	94	31	16	15		30	3		31	27			13	52.84	14	8,914	
	95	25	16	8		24	2	1	24	24			8	47.87	12	6,266	
	96	13	11	2	1	13	2		13	13		3	2		9	6,788	
	97	23	16	7		23	5	5	23	22			7	47.85	14	7,926	
	98	30	19	11		30	3	2	30	30		1	9	53.88	14	9,750	
	99	24	17	7		23	2		24	24			6	42.83	13	9,307	
	100	36	18	16	1	36	7		34	34			17	45.94	14	8,107	
	101	16	9	6	1	16			15	15			5	57.20	6	10,000	
	102	26	12	14		25			26	26			13	65.76	4	19,250	
	103	18	6	11	1	17	1		17	16			11	48.90	4	8,000	
	104	24	9	14	1	24	11	9	23	22			14	17.07	8	4,475	
	105	37	10	27		37	5	3	37	37		20	27	50.74	8	8,125	
	106	18	4	13	1	17			17	17			13	68.38	2	7,733	
	107	4	3	1		4			4	4			1		3		
	108	4	1	3		4			4	4			1		1		
	109	34	8	25		32	17	15	33	33		6	24	23.95	7	4,614	
	110	37	12	24	1	37	8	5	36	36		8	24	28.66	10	4,010	
	112	39	12	26	1	38	5	1	38	38			26	40.69	9	6,333	
	113	44	18	25	1	44	9	2	43	43	1		24	40.33	9	9,500	
	114	6	6	6		6			6	6			6	53.00			
	115	20	13	6	1	20	2		19	18			7	38.57	9	9,055	
	116	20	4	16		16			20	14			14	44.14	3	6,500	
	117	27	17	10		27			27	27			8	48.25	11	8,545	
	118	22	16	6		22			22	21			5	58.00	13	8,076	
	120	36	21	14		36	5	1	35	35			12	44.00	16	8,125	
	121	30	22	8		30			30	30			7	55.71	19	7,868	
	122	2		2		2			2	2							
	123	18	10	7	1	18			17	17			7	49.42	8	6,062	
	124	24	14	10		24	3		24	24	2	1	9	33.77	10	7,300	
	125	23	13	8	2	23			21	21			7	49.14	11	8,018	
	126	14	11	2	1	14			13	13			2		10	5,220	
	129	1		1		1			1	1							
	130	13	10	3		13			13	13			3	50.00	9	11,000	
	131	8	5	2	1	8			7	7			2	11.00	5	11,000	
	132	10	5	4	1	10			9	9			4	61.25	3	12,000	
	133	7	5	1		7			7	7			1		5	9,500	
	134	31	21	10		30	2	1	31	31			9	52.00	18	7,283	
	135	26	21	5		25			26	26			5	57.00	19	8,289	
	136	28	21	7		28	4	2	28	28			7	45.85	16	8,843	
	137	6	5	1		6			6	6			5	25.20			
	138	766	636	120	5	755	2	2	756	753	3		113	84.76	603	9,071	
	139	12	8	3	1	11			11	10			4	67.50	7	9,857	
	140	24	19	5		24			24	24			5	79.00	17	7,647	
	141	40	16	21	3	40			37	37	1		22	44.40	13	8,307	
	142	8	6	2		8			8	8			2		6	9,666	
	143	9	7	1		9			8	8			1		7	10,642	
	144	8	7	1		8			8	8			1		7	8,785	
	145	11	6	5		11	1	1	11	11			5	62.20	6	8,083	
	146	9	8	1		9			9	9			1		8	9,437	
	147	9	6	2	1	9		1	8	8			2		5	7,700	
	148	20	16	4		20			20	20			3	63.75	13	10,569	
	149	14	10	3	1	13		1	13	13		1	4	51.66	10	7,100	
	150	18	12	6		18			18	18			3	45.83	10	5,350	
	151	26	17	8	1	26	3	1	25	25	2		8	40.00	14	5,785	

<sup>1</sup>For renter - occupied dwelling units and vacant nonseasonal not dilapidated units, for rent.  
<sup>2</sup>For owner - occupied dwelling units and vacant nonseasonal not dilapidated units, for sale only.

## HOUSING—BLOCK STATISTICS

Table 3.—CHARACTERISTICS OF HOUSING FOR BLOCK AREAS, BY BLOCKS: 1950—Con.

Block area	Block	All dwelling units by occupancy and tenure					All dwelling units by condition and plumbing facilities			Occupied dwelling units			Contract monthly rent <sup>1</sup>		Value <sup>2</sup> of one-dwelling-unit structures		
		Total	Owner occupied	Renter occupied	Vacant non-seasonal not dilap., for rent or sale	Other vacant and non-resident	Number reporting	No private bath or dilap.	No running water or dilap.	Total	Persons per room		Occupied by non-white	Number reporting	Average monthly rent (dollars)	Number reporting	Average value (dollars)
											Number reporting	1.51 or more					
C	152	30	18	10		2	30	4	28	28			10	41.30	16	7,375	
	153	30	17	10		3	30	5	27	27	1		8	50.00	12	13,041	
	154	21	15	5		1	19		20	18			4	51.75	14	7,964	
	155	56	42	14			56	3	56	56		1	14	50.14	39	6,700	
	156	29	20	9			29	3	29	28		1	8	53.75	17	7,294	
	157	2															
	158	18	1				18	2	18	17			1		15	7,933	
	159	34	10	24			33	1	34	31			23	47.56	5	6,500	
	160	3	2				3		3	3			1		1		
	161	11	6	5			11	1	11	11	2		5	38.20	6	4,466	
	162	26	14	11		1	26	6	25	25	2		11	37.09	10	5,880	
	163	35	13	19	1	2	34	7	32	31		1	20	44.30	11	6,672	
	164	4	3	6			9	1	9	9	1	1	6	35.83	3	12,000	
	165	2	2				4		4	4			2		2		
	166	18	4	14			18	6	18	17	4	4	12	45.16	3	6,666	
	167	5	2	3			2	1	5	5	1		3	33.33	2		
	168	41	17	23		1	39	6	40	40			23	44.69	11	6,272	
	169	26	13	13			26		26	26			13	42.53	12	7,733	
	170	14	9	5			14	3	14	13			5	32.60	7	6,714	
	171	24	20	4			24	2	24	24			3	66.66	18	8,955	
	172	25	16	9			24	4	25	25	3		8	34.87	15	5,573	
	173	30	23	6	1		29	4	29	29		1	7	43.00	19	6,794	
	174	41	16	16		2	41	18	32	32	2		15	31.60	13	6,600	
	175	14	9	3			14	1	12	12			3	52.66	7	5,071	
	176	6					6		6	6	2				6	3,450	
	177	14	13	1			14		14	14			1		12	6,766	
	178	18	12	5	1		18		17	17			5	41.00	10	9,900	
	179	10	9	1			10		10	10			1		8	8,437	
	180	15	9	6			15		15	15			6	59.66	7	9,285	
	181	9	8	1			9		9	9			1		8	8,625	
	182	6	5	1			6		6	6			1		5	7,800	
	183	10	7	3			10		10	10			2		6	8,666	
	184	12	11	1			12		12	12			1		9	8,388	
	186	13	10	2		1	13		12	12			2		10	8,850	
	188	7	7				7		7	7					7	8,642	
	189	3	3				3		3	3					3	7,666	
	190	13	10	3			13		13	13			2		7	9,714	
	191	4	4				4		4	4					4	11,500	
	192	11	6	4	1	1	11		10	10			4	56.75	4	11,625	
	193	7	5	1			7		6	6			1		5	8,700	
	194	7	6	1			7		7	7			1		5	9,400	
	195	17	16	1			17		17	17			1		16	7,468	
	196	12	10	1	1		12		11	11	1				9	7,122	
	197	22	15	7			21	6	22	22	3		7		14	4,507	
	198	9	6	3			9	2	9	9		1	3	20.85	3	6,666	
	199	16	8	8			16	6	16	16	1		7	34.71	5	5,400	
	200	1	1				1		1	1					1	5,400	
	201	30	25	4		1	30	7	29	29	2		13	29.38	12	5,766	
	202	1					1		1	1			4	32.00	20	4,720	
	204	6	4	2			6	3	6	6			2		3	7,333	
	205	20	14	5		1	18	3	19	17			5	44.00	10	7,980	
	206	35	28	6			35	5	36	36			17	46.70	8	8,312	
	207	29	13	16			29	8	29	29	3		15	30.20	10	5,500	
	208	6	4	2			6	1	5	5				44.40			
	209	11	3	8	1		11	4	9	9	3		5	28.80	2		
	210	20	9	11		2	20	3	20	20	3		11	34.54	8	4,237	
	211	19	8	11		1	19	3	18	18			10	41.30	7	5,785	
	212	18	16	2			18	1	18	18			2		1		
	213	44	34	10	1	1	43	5	42	42	1		32	55.34	5	12,600	
	214	39	16	23			39	8	39	39	8		18	38.16	10	5,900	
	215	13	5	8			13	2	13	13	2		8	37.87	5	6,100	
	216	12	6	5		1	10	2	11	11		1	5	37.60	6	5,600	
	217	24	17	7			24		24	23			6	43.33	13	8,346	
	218	26	8	18			26	4	26	26			18	33.77	7	9,285	
	219	20	10	10			20	4	20	20	3		9	28.11	8	3,500	
	220	15	10	5			13	2	15	15		2	5	27.20	8	5,125	
	221	6	5	1			6		6	6			1		4	5,000	
	223	3	3				3	3	3	3			1	10.33	3		
	224	17	11	4	2		17	3	15	14	1		7	28.00	9	5,255	
	225	11	10	1			11		11	10			5		9	7,688	
	226	27	21	6			26	4	27	27	4		4	25.00	17	5,441	
	227	41	21	19	1		40	15	40	40	3		18	26.33	15	3,800	
	228	21	18	3			21	1	21	21			2		16	4,362	
	229	41	24	16	1		40	9	40	35	2		13	26.23	20	5,200	
	230	27	18	9			24	13	27	27	8		9	37.88	14	4,000	
	231	27	20	4			27	5	24	24			4	28.75	17	3,382	
	232	22	14	8		3	22	12	22	22	4		7	19.28	12	3,791	
	233	8	7	1			8	1	8	8			3		7	5,142	
	234	8	5	3			8		8	8			2		4	7,000	
	235	17	8	9			16	1	17	17		1	9	44.77	7	5,357	
	236	15	10	5			15	2	15	15	2		4	48.75	8	6,625	
	237	15	14			1	15	2	14	14					13	5,761	
	238	9	8	1			9	2	9	9			1		7	6,428	
	239	66	49	8		9	66	54	50	57	23		6	23.33	45	1,577	
	240	120	91	7	9	13	112	75	98	98	43		7	10.71	85	2,671	
	241	2	2				2		2	2							
	242	9	7	2			9		9	9			1		7	942	
	243	11	9	2		1	11	11	11	10			1		9	2,522	

<sup>1</sup>For renter-occupied dwelling units and vacant nonseasonal not dilapidated units, for rent.<sup>2</sup>For owner-occupied dwelling units and vacant nonseasonal not dilapidated units, for sale only.



Table 3.—CHARACTERISTICS OF HOUSING FOR BLOCK AREAS, BY BLOCKS: 1950—Con.

Block area	Block	All dwelling units by occupancy and tenure					All dwelling units by condition and plumbing facilities			Occupied dwelling units				Contract monthly rent <sup>1</sup>		Value <sup>2</sup> of one-dwelling-unit structures	
		Total	Owner occupied	Renter occupied	Vacant non-seasonal not dilap., for rent or sale	Other vacant and non-resident	Number reporting	No private bath or dilap.	No running water or dilap.	Total	Persons per room		Occupied by non-white	Number reporting	Average monthly rent (dollars)	Number reporting	Average value (dollars)
											Number reporting	1.51 or more					
C	244	5	3	2		5	1	1	5	5		3	1		2	1,200	
	245	3	3			3	3	2	3	3		2			3	1,533	
	246	5	3			3	3	3	3	3		1			3	1,533	
	247	4	1	2		3	3	3	3	3			2		1		
	248	2															
	252	2															
	253	6	5	1		6	4	4	6	6	2		1		4	4,175	
	254	9	7	2		9	4	4	9	9	1		1		7	3,885	
	255	4	1	1		5			5	5			1		3	5,666	
	256																
	257	46	34	5	1	46	40	39	39	39	22	5	3	7.66	32	3,500	
	258	5	2	1		5			5	5					1		
	259	1															
	260	1															
	261	2															
	262	3	1	1		3	3	3	3	3	1				1		
	263	3	1			3	3	3	3	3	1				1		
	264	3	3			3	3	3	3	3					3	2,500	
	265	1															
	266	5	4	1		5	5	5	5	5	3		1		4	1,100	
	267	91	73	18		90	43	11	91	91	18		15	37.26	69	4,369	
	268	11	7	4		11	1	1	11	11			4	60.00	7	7,257	
	269	10	6	4		10			10	10			4	60.00	5	6,300	
	270	12	10	1	1	12			11	11			1		10	5,950	
	271	18	15	3		18	2	1	18	18	2	1	6	36.66	14	4,742	
	272	22	16	4	1	22	13	11	20	20	2	16	4	25.00	16	3,525	
	273	45	39	6		44	21	4	45	44	10	2	6	19.33	36	3,222	
	274	38	28	8	2	38	24	5	36	36	7	22	9	23.77	25	3,480	
	275	58	44	13	1	56	20	8	57	51	12	17	12	33.08	32	3,215	
	276	26	20	6		26	4	1	26	26	1	22	6	32.50	14	3,607	
	277	40	25	15		40	7		40	40	3	33	13	38.76	17	5,205	
	278	47	33	13		47	5	4	46	45	3	31	11	24.90	27	4,514	
	279	27	16	11		27	9	1	27	27	6	5	10	24.40	10	5,600	
	280	8	1	7		8	1	1	8	8	1		6	29.00	1		
	281	7	4	3		7			7	7	1		3	22.33	4	5,625	
	282	23	10	13		22	11	11	23	23	2	2	12	25.25	9	5,833	
	283	11	11			11	11	11	11	11	2	11	11	16.72			
	284	19	8	10	1	19	4	1	18	17			9	39.00	5	6,400	
	285	8	3	5		8			8	8	3		5	46.00	3	4,266	
	286	4	1	2		4	4	4	3	3			2		1		
	287	3		3		3	2	2	3	3			3	19.66			
	288	16	5	11		16	2	1	16	16	2		11	42.09	2		
	289	12	5	6	1	12	1	1	11	11			7	25.14	5	8,140	
	290	8	6	2		8	1		8	8	2		1		5	6,200	
	291	10	10			10	5	5	10	10			10	36.10			
	292	22	5	17		21	4	4	22	22	2		16	38.00	4	8,000	
	293	29	1	28		28			29	29	1		27	57.92			
	294	17	3	14		17	5	5	17	17	1		13	48.15	1		
	295	31	1	30		30	7	7	31	31	3	2	29	51.89			
	296	27	5	20	2	27	7	5	25	25	1		21	37.00	3	9,666	
	297	4	2	2		4	1		4	4			2		1		
	298	1															
	299	8	2	6		8	3		8	7			4	45.00			
	300	35	8	27		35	8	5	35	35	5		26	34.76	6	6,833	
	301	1															
	302	26	8	17	1	26	8	3	25	25	3		16	29.43	7	6,928	
	305	2															
	306	10	9	1		10	9	5	10	10	1	9	1		7	3,014	
	308	26	14	12		25	10	6	26	26	7	8	12	16.25	12	4,658	
	309	18	8	10		18	4		18	18	6		8	22.50	8	5,400	
	310	35	27	8		34	4		35	35		7	7	29.85	25	3,940	
	311	54	41	13		54	13	6	54	54	1	48	13	22.23	33	5,593	
	312	53	36	17		52	19	6	53	53	5	48	17	22.82	31	3,354	
	313	83	14	66	1	79	4	4	80	78	8	80	6	24.91	11	3,318	
	314	110	7	102	1	109	1		109	108	6	108	10	22.85	5	3,780	
	315	1															
	316	9	3	6		9	3		9	9	3	7	4	14.75	1		
	317	15	11	4		15	13	8	15	15	4	15	3	28.33	11	3,400	
	318	12	9	3		11	7	5	12	12		12	2		9	3,555	
	319	14	9	4		14	2	1	13	13	1	5	2		6	4,583	
	320	6	6			6			6	6	1				5	6,300	
	321	16	13	1	2	16	1	1	14	14			1		13	5,907	
	322	9	9			9			9	9			9		9	5,288	
	324	2															
	325	8	6	2		8	5	4	8	8	1		2		5	4,700	
	326	12	9	2	1	12	11	8	11	11	3		1		7	2,842	
	327	5	3	1	1	5	4	2	4	4	1		1		3	3,500	
	328	2															
	329	4	2	1	1	3	2	1	3	3	1				2		
	330	3	1		2	3	3	3	1	1					1		
	331	2															
	332	5	3	1	1	4	4	4	4	3	2		1		2		
	333	3	3			3	2	1	3	3					1		
	334	3	1		2	1	1	1	1	1	1				1		
	335	7	6	1		7	7	5	7	7			1		6	833	
	336	5	5			5	5	5	5	5	5				4	625	
	337	14	11	1	2	13	13	13	12	12	1		1		11	690	
	338	9	6		3	9	9	6	6	6	1		6		6	1,333	

<sup>1</sup>For renter-occupied dwelling units and vacant nonseasonal not dilapidated units, for rent.  
<sup>2</sup>For owner-occupied dwelling units and vacant nonseasonal not dilapidated units, for sale only.

HOUSING—BLOCK STATISTICS

Table 3.—CHARACTERISTICS OF HOUSING FOR BLOCK AREAS, BY BLOCKS: 1950—Con.

Block area	Block	All dwelling units by occupancy and tenure					All dwelling units by condition and plumbing facilities			Occupied dwelling units			Contract monthly rent <sup>1</sup>		Value of one-dwelling-unit structures	
		Total	Owner occupied	Renter occupied	Vacant non-seasonal not dilap., for rent or sale	Other vacant and non-resident	Number reporting	No private bath or dilap.	No running water or dilap.	Total	Persons per room	Occupied by non-white	Number reporting	Average monthly rent (dollars)	Number reporting	Average value (dollars)
C	339	1							8	8						
	340	8	8						5	3						
	341	5	5						5	3						
	342	12	10	2					12	7						
	343	7	7						7	7						
	344	16	11	5					16	3						
	345	15	12	2		1			15	7	4					
	346	16	11	5					16	11	6					
	347	26	16	8	2				26	19	12					
	348	14	12	1		1			14	2	2					
	349	13	10	2					13	12						
	350	91	1	84	5	1			88	85	1					
	351	79	3	75	1				78	78	2					
	352	43	30	13					42	12	7					
	353	34	22	12					34	9	3					
	354	32	18	12		2			31	6	6					
	355	41	27	14		1			41	5	3					
	356	1														
	357	16	10	6					16	4	4					
	358	22	12	7		3			22	14	13					
	359	2														
	360	10	7	3					10	9	9					
	361	8	1	7					8	8	8					
	362	25	7	16		1			25	7	4					
	363	48	14	31	3				45	12	7					
	364	22	2	19	1				21	7	1					
	365	7	3	4					7	4	1					
	366	89	30	54	1	4			86	21	12					
	367	24	11	13					24	4	4					
	368	36	12	23	1				33	3	1					
	369	12	7	4					12	2						
	370	24	9	14	1				23	17	11					
	371	2														
	372	34	15	19					34	12	4					
	373	21	10	11					20	8	1					
	374	6	5	1					6	1						
	375	32	19	12		1			30	9	3					
	376	17	12	5					17	9	3					
	377	54	25	27	1				52	32	14					
	378	52	23	27		2			52	35	23					
	379	21	9	10		2			19	16	16					
	380	24	15	8		1			19	13	10					
	381	41	29	12					36	24	19					
	382	9	8	1					8	4	2					
	383	8	7	1					7	4	3					
	384	8	4	3					7	1	1					
	385	11	8	3		1			11	2	1					
	386	8	6	2					8	3	1					
	387	7	6	1		1			7	3	1					
	388	7	5	2					7	2	7					
	389	5	3	2					5	5	4					
	390	4	3			1			2	2	2					
	391	2														
	392	1														
	393	3				1			3	3	3					
	394	2														
	395	2														
	396	1														
	397	7	5	1		1			6	6	6					
	398	3	2	1					3	3	3					
	399	4	4						4	4	4					
	400	4	4						4	4	4					
	401	6	3	1		1			6	6	6					
	402	12	11	1					12	12	12					
	403	33	21	15		7			30	30	29					
	404	48	29	10		9			48	45	39					
	405	5	2	3					5	5	4					
	406	5	3	1		1			5	3	1					
	407	12	11	1					12	5	3					
	408	11	10			1			11	6						
	409	11	7	2		1			11	2						
	410	12	10	2					12	9	4					
	411	10	9	1					10	10	1					
	412	6	5	1					6	6	3					
	413	62	42	15		2			52	38	17					
	414	87	56	26		3			78	59	38					
	415	45	27	14		4			29	18	17					
	416	19	15	3		1			15	10	8					
	417	35	18	17					33	20	10					
	418	39	22	15		1			38	22	10					
	419	17	4	13					17	16	10					
	420	24	15	8		1			23	15	6					
	421	17	9	8					17	7	1					
	422	44	27	17					44	9	9					
	423	27	17	9		1			27	12	10					
	424	31	28	2					30	20	3					
	425	58	27	31		1			58	32	2					
	426	24	11	12					24	8	2					

<sup>1</sup>For renter-occupied dwelling units and vacant nonseasonal not dilapidated units, for rent.  
<sup>2</sup>For owner-occupied dwelling units and vacant nonseasonal not dilapidated units, for sale only.

Table 3.—CHARACTERISTICS OF HOUSING FOR BLOCK AREAS, BY BLOCKS: 1950—Con.

Block area	Block	All dwelling units by occupancy and tenure					All dwelling units by condition and plumbing facilities			Occupied dwelling units			Contract monthly rent <sup>1</sup>		Value <sup>2</sup> of one-dwelling-unit structures		
		Total	Owner occupied	Renter occupied	Vacant non-seasonal not dilap., for rent or sale	Other vacant and non-resident	Number reporting	No private bath or dilap.	No running water or dilap.	Total	Persons per room		Number reporting	Average monthly rent (dollars)	Number reporting	Average value (dollars)	
											Number reporting	1.51 or more					Occupied by non-white
C	427	22	11	10		1	22	12	5	21	21	3	5	9	18.55	8	4,287
	428	33	18	14	1		33	6	1	32	32	6	1	13	25.07	13	4,923
	429	7	4	3			7	4		7	7	1	3	3	19.00	2	
	430	16	4	11	1		16	8	2	15	15	3	11	11	17.45	2	
	431	14	7	7			12	5	4	14	14	4	7	7	19.14	7	5,242
	432	15	5	9		1	15	6	4	14	14	2	9	9	26.11	4	6,375
	433	120	21	87	11	1	113	20	5	108	107	9	1	91	37.47	7	7,714
	434	10	1	9			10			10	10			8	47.50	1	
	435	22	1	20	1		22	5		21	21	1		21	48.09		
	436	80	20	61	8		89	31	8	81	81	11		68	37.10	6	7,816
	437	32	15	16		1	32	10	6	31	31	6		14	23.64	6	4,916
	438	25	8	17			25	17	11	25	24	7	2	17	18.47	8	7,500
	439	40	13	26		1	40	12	5	39	39	5		26	29.57	8	5,687
	440	14	8	5		1	14	6	1	13	12	2	1	5	26.00	6	6,250
	441	31	8	22	1		31	15	5	30	30	6		22	27.72	4	6,750
	442	62	22	40			61	25	8	62	62	16	11	38	20.63	20	3,900
	443	32	25	6	1		32	18	6	31	31	6	1	7	22.00	17	3,147
	444	37	28	9			35	15	5	37	37	8	15	8	18.75	24	3,375
	445	53	35	18			51	29	20	53	53	20	1	13	16.30	29	3,441
	446	66	48	17		1	64	28	6	65	65	24		17	24.17	45	2,740
	447	37	22	12	2	1	36	15	3	34	34	7	2	11	26.63	18	5,000
	448	20	10	10			19	10	3	20	20	5		10	26.20	5	5,040
	449	11	7	4			11	8	2	11	11	5		4	15.25	6	2,966
	450	27	18	8	1		27	25	17	26	26	18		9	12.77	15	1,486
	452	75	68	4	1	2	75	59	15	72	72	17	42	4	15.75	64	3,356
	453	20	11	9			20	17	2	20	20	5		9	20.11	5	2,800
	454	9	6	3			9	3	3	9	9	1		2		6	5,533
	455	10	5	5			10	1	1	10	10	1		1		9	6,833
	456	5	3	2			5	3		5	4			1		2	
	457	8	6	2	1	1	8	4	1	6	6			1		6	5,333
	458	9	9				9	2		9	9	1				9	4,500
	459	5	5				5	5	3	5	5	3				5	3,000
	460	11	8	2		1	11	11	8	10	10	4		2		8	2,575
	461	4	3	1			4	4	4	4	4	2		3		3	300
	462	8	4	4		2	8	8	8	6	6	5		2		4	575
	463	5	3	2		2	4	4	4	3	3	1		2		2	
	464	1	1				1			1							
	465	9	8	1			9	8	3	9	9	3		2		8	3,812
	466	10	8	2			10	10	7	10	10	3		7		7	3,514
	467	9	7	2			9	4	2	9	9	5	1	2		6	4,650
	468	17	12	5		1	17	2	1	17	17	2		5	37.80	11	4,909
	469	8	7	1			8	7		7	7	1		1		5	5,200
	470	10	9	1			10	5	1	10	10	2	1	1		7	5,714
	471	10	5	5			10	4	1	10	10	1		2		4	5,375
	472	16	12	3		1	16	7	1	15	15	1		1		11	5,181
	473	67	54	13			66	36	7	67	67	18	1	10		51	3,670
	474	1	1				1			1							
	475	33	18	12	2	2	32	24	13	30	30	12	1	12	15.41	8	1,337
	476	27	13	12		2	25	18	13	25	25	4		12	21.83	9	3,800
	477	31	22	9			31	17	8	31	31	13		8	31.87	19	3,142
	478	39	23	16			39	22	4	39	39	6		16	18.12	22	3,204
	479	64	32	27	1	4	62	26	21	59	59	13		21	22.85	22	3,686
	480	21	9	12			20	9	6	21	21	5		7	19.71	6	4,875
	481	44	15	27	1	1	43	24	17	42	42	6		25	19.32	11	5,372
	482	46	18	27	1		44	22	7	45	45	16		28	17.92	9	4,988
	483	46	19	25	1	1	46	14	1	44	44	7	1	22	25.72	13	6,769
	484	23	10	13			23	13	2	23	23	9		12	13.41	4	5,125
	485	31	7	23		1	31	15	3	30	30	7		23	20.43	3	6,000
	486	59	13	43	2	1	57	34	6	56	56	26		45	19.26	10	4,450
	487	28	6	19	3		28	7	3	25	25	1		21	41.90	2	
	488	42	9	29	3	1	41	22	6	38	38	10		30	35.86	2	
	489	8	4	4			8	3	1	8	8	3		4	22.75	2	
	490	35	9	26			35	13	4	35	35	11		25	32.20	6	4,666
	491	110	16	85	6	3	108	39	5	101	101	31	3	84	43.88	10	8,130
	492	22	4	14			20	8		18	18	3		16	43.87		
	493	21	1	19			21	8		20	20			19	46.73	1	
	494	105	15	81			103	26	1	96	96	9		88	41.09	5	8,000
	495	32	11	19			31	3		30	30	5	2	19	42.10	7	16,571
	496	65	10	45			61	31	13	55	55	9		50	33.92	6	7,283
	497	76	25	48	2	4	74	36	9	73	73	10		45	29.84	14	7,250
	498	38	7	27	1	3	35	26	21	34	34	17		25	9.88	6	3,416
	499	42	5	37			37	27	25	42	42	20		37	14.81	4	4,250
	500	48	13	35			46	19		48	47	25	8	34	16.05	11	3,036
	501	14	4	10			14	5	1	14	14	3		10	19.80	4	8,750
	502	22	8	13		1	22	6	1	21	21	1		12	22.33	6	6,166
	503	30	16	11		1	29	4		29	29	2		10	27.60	14	6,114
	504	40	23	17			40	15	5	40	40	4		17	18.64	11	6,772
	505	56	21	30	4	1	55	24	12	51	50	4		31	28.45	17	5,882
	506	28	19	9		1	27	15	11	27	27	4		16	12.50	17	3,735
	507	23	1	1			23	13		23	23	9	5	10	21.40	10	3,410
	508	23	14	9			22	12	6	23	23	6	2	8	138.25	13	3,476
	509	5	3	2			5	5	1	5	5	3		2		3	1,666
	510	84	51	32	1		82	37	21	83	78	29	6	28	24.85	44	3,304
	511	42	22	19		1	42	33	25	41	41	21		15	15.00	14	2,800
	512	33	24	9			32	2		33	33	6		7	21.85	20	4,900
	513	6	2	4			6	2		6	6	3		3	36.66	2	
	514	16	13	3			16	3		16	16	4		2		12	3,583
	515	17	14	3		1	16	3	1	16	16	2		2		13	3,130

<sup>1</sup>For renter - occupied dwelling units and vacant nonseasonal not dilapidated units, for rent.  
<sup>2</sup>For owner - occupied dwelling units and vacant nonseasonal not dilapidated units, for sale only.

HOUSING—BLOCK STATISTICS

Table 3.—CHARACTERISTICS OF HOUSING FOR BLOCK AREAS, BY BLOCKS: 1950—Con.

Block area	Block	All dwelling units by occupancy and tenure					All dwelling units by condition and plumbing facilities			Occupied dwelling units			Contract monthly rent <sup>1</sup>		Value <sup>2</sup> of one-dwelling-unit structures	
		Total	Owner occupied	Renter occupied	Vacant non-seasonal not dilapid., for rent or sale	Other vacant and non-resident	Number reporting	No private bath or dilap.	No running water or dilap.	Total	Persons per room		Number reporting	Average monthly rent (dollars)	Number reporting	Average value (dollars)
											Number reporting	1.51 or more				
C	516	13	9	4					13	13	3		263.3	9	4,022	
	517	32	27	5				1	32	32	11		17.00	24	3,120	
	518	17	13	4					17	17	4		19.50	12	3,375	
	519	13	12				1		12	12	2			12	5,458	
	520	16	10	6				3	16	16	2		255.0	8	6,100	
	521	33	28						33	33	1			1		
	523	14	15		1			1	13	13	2		292.0	6	6,416	
	524	13	9	4				1	13	13	2		280.0	6	3,950	
	525	5	5					1	5	5	2			7	3,142	
	526	5	5						5	5	1			5	3,360	
	527	8	1	4	2	1		6	5	5	1	3	37.00	1		
	529	4	3			1		4	3	3	2			3	800	
	531	2							2	2						
	532	2							2	2						
	533	9	7	2				9	9	9	9		2	7	871	
	534	3						3	3	3	2			3	1,000	
	535	3						3	3	3	2			3	766	
	536	3						3	3	3	2			2		
	537	3						3	3	3	2			2		
	538	4				1		4	2	2	2			2		
	541	6	4					6	4	4	3			3	800	
	542	2						2	2	2						
	543	12	5	2				10	7	7	2	3	2	3	3,300	
	544	11	8	1	1			11	9	9	4		2	5	3,180	
	546	2						2	2	2						
	548	2						2	2	2						
	549	10	9	1				9	6	5	10			8	3,075	
	550	11	7	4				11	7	7	11		2	3	3,000	
	551	8	7			1		8	7	7	4		2	6	4,750	
	552	10	8	2				10	6	6	10		2	6	4,666	
	553	8	8					8	1	1	8			6	5,083	
	554	3	2	1				3	2	2	1		1	2		
	555	15	14	1				15	2	2	15		1	13	6,100	
	556	26	19	7				26	2	2	26		30.00	17	6,235	
	557	19	16	3				19	4	4	19		2	16	2,806	
	558	24	24			1		24	2	2	24		32.50	13	4,053	
	559	14	11	3				14	14	14	2		2	10	4,220	
	560	16	10	6				16	16	16	6		343.3	8	3,937	
	561	10	9			1		10	9	9	1		5	8	4,737	
	562	14	6	8				14	2	2	14		2	6	5,233	
	563	8	8					8	1	1	8			6		
	564	3	3					3	2	2	1		1	3		
	565	15	14	1				15	2	2	15		1	17	6,235	
	566	26	19	7				26	2	2	26		3	16	2,806	
	567	19	16	3				19	4	4	19		2	13	4,053	
	568	24	17	7				24	2	2	24		2	10	4,220	
	569	14	10	4				14	16	16	6		343.3	8	3,937	
	570	10	9			1		10	9	9	1		5	8	4,737	
	571	14	6	8				14	2	2	14		2	6	5,233	
	572	1						1								
	573	34	10	24				32	23	20	34		24	3	8,333	
	574	38	4	34			1	33	23	19	37		31	4	7,625	
	575	70	11	59			1	52	31	18	65		52	3	8,333	
	576	54	17	37				47	31	15	52		34	8	4,175	
	577	32	3	29				32	13	7	32		27	4	3,875	
	580	14	3	11				14	8	5	14		6	2		
	581	25	1	24				25	20	16	23		11	11	2,972	
	582	16	2	14				16	6	4	16		4	1		
	583	27	24	3				27	17	16	27		21	1		
	584	32	1	27	3			29	19	18	28		11	1		
	585	11	3	8				10	3	2	11		7	3	5,900	
	586	26	12	13			1	26	12	5	25		4	9	4,555	
	588	57	10	47				55	38	12	57		13	7	4,555	
	589	38	14	24				38	28	17	38		17	9	6,755	
	591	1						1								
	592	18	11	6			1	17	13	13	17		6	6	4,116	
	593	37	23	14				36	21	18	37		17	21	3,142	
	594	20	6	14				20	12	12	20		14	3	4,133	
	596	20	8	12				20	9	7	20		11	8	3,637	
	597	25	12	13				23	17	13	25		13	11	2,809	
	598	14	7	5				13	13	9	12		3	5	1,000	
	599	29	19	8			2	28	19	10	27		8	14	3,285	
	600	37	20	16			1	36	26	21	36		14	16	1,875	
	601	32	19	13				32	21	13	32		11	17	1,875	
	602	40	22	16			2	37	18	6	38		12	18	3,566	
	603	17	10	6			1	16	9	4	16		6	7	4,285	
	606	10	8	2				10	1	1	10		2	7	4,657	
	607	14	9	5				14	14	14	14		4	9	4,944	
	608	13	11	2				13	13	13	13		2	5	4,400	
	609	10	9	1				10	10	10	10		1			
	610	16	14	2				16	2	2	16		2	14	3,907	
	611	10	6	4				10	4	4	10		2	5	3,800	
	612	15	10	5				15	1	1	15		4	7	6,142	
	613	16	8	7			1	15	9	2	15		3	5	5,940	
	614	16	8	7				16	4	4	16		1	6	6,666	
	615	13	9	4				13	13	13	13		3	7	4,900	
	616	16	9	6			1	16	9	4	15		3	5	4,600	
	617	20	8	12				20	5	1	20		12	7	4,071	

<sup>1</sup>For renter - occupied dwelling units and vacant nonseasonal not dilapidated units, for rent.  
<sup>2</sup>For owner - occupied dwelling units and vacant nonseasonal not dilapidated units, for sale only.

Table 3.—CHARACTERISTICS OF HOUSING FOR BLOCK AREAS, BY BLOCKS: 1950—Con.

Block area	Block	All dwelling units by occupancy and tenure					All dwelling units by condition and plumbing facilities			Occupied dwelling units				Contract monthly rent <sup>1</sup>		Value <sup>2</sup> of one-dwelling-unit structures	
		Total	Owner occupied	Renter occupied	Vacant non-seasonal not dilap., for rent or sale	Other vacant and non-resident	Number reporting	No private bath or dilap.	No running water or dilap.	Total	Persons per room		Occupied by non-white	Number reporting	Average monthly rent (dollars)	Number reporting	Average value (dollars)
											Number reporting	1.51 or more					
C	618	5	4	1		5	2	1	5	5	2		1			4	3,875
	619	5	4	1		5	4	3	5	5	1		1			3	3,000
	620	10	5	4		10	10	2	9	9	2		4	22.50		5	3,100
	621	8	6	2		8	8	6	8	8	4		2			3	2,233
	623	6	4	1		6	2	1	5	5	1	1	1			4	1,500
	625	2				2			2								
	628	16	11	3		15	14	11	14	14	8		2			11	1,336
	630	2				2			2								
	631	10	8	2		10	9	8	10	10	5		1			8	987
	633	3	3			3	3	3	3	3	3					3	666
	634	3	3			3	3	3	3	3	1					3	566
	635	9	3	2		9	9	9	5	5	3		1			2	
	636	2				2			2								
	637	2				2			2								
	638	5	4			5	5	5	4	4						4	675
	639	3	3			3	3	3	3	3	3					3	233
	640	4	2			4	4	4	2	2	1					2	
	641	4	4			4	4	4	4	4	1					4	650
	643	1				1			1								
	645	6	5	1		4	4		6	6			1			4	5,000
	646	9	6	2		8	6	4	8	8	5		2			4	2,000
	647	4	1	2	1	4	3	2	3	3	2		3	35.00			
	648	2				2			2								
	649	8	6	1	1	8	8	2	7	7	1		2			5	3,900
	650	9	6	3		9	9	1	9	9	1		3	36.66		6	5,816
	651	8	6	1		8	8		7	7	2					6	5,583
	652	19	11	8		19	19		19	19	1		4	47.50		9	5,666
	653	22	8	13	1	22	21		21	21	2		13	33.38		4	6,750
	654	16	8	8		14	14	1	16	16	8		7	18.85		5	3,800
	655	14	10	4		13	11	3	14	14	5		3	16.66		7	5,642
	656	5	5			5	2	1	5	5	3					5	1,880
	657	12	10			11	3		12	12	5		2			10	2,850
	658	19	13	2		17	6	2	19	19	4		6	22.33		12	4,250
	659	15	7	8		13	5	2	15	14	3		7	30.00		5	2,700
	660	14	13	1		14	1	1	14	14	4		1			13	3,807
	661	12	10	2		12	1		12	12	2		2			7	5,685
	662	15	8	7		15	5	3	15	15	4		2	22.42		5	5,720
	663	14	8	4		11	8		12	12	2		1	31.66		6	4,583
	664	7	7	1		7	7		7	7	8		1			5	6,300
	665	15	15			14			15	15	1					14	6,607
	666	26	12	11		24	13	5	23	23	6		7	23.71		5	4,700
	667	32	20	11		30	18	4	31	31	15		5	14.40		11	2,981
	668	30	22	7		28	16	10	29	29	10		7	17.85		18	3,066
	669	26	18	8		26	14	7	26	26	7		8	18.25		16	2,243
	670	7	3	4		7	6		7	7	5		4	26.50		3	4,500
	671	27	13	13		27	14	10	26	26	3	6	13	21.23		12	4,333
	672	12	3	9		11	8	7	11	11	5		6	16.50		3	3,000
	673	15	4	11		15	14	10	15	15	4		11	24.54		2	2,454
	674	16	5	10		15	12	11	15	15	1		9	24.20		5	4,900
	675	69	21	46	2	68	47	31	67	66	20		48	20.29		10	5,350
	676	42	20	21		42	24	22	41	40	6		4	16.50		13	5,753
	677	2				2			2								
	678	24		20		22	22	21	20	19	5	15	19	17.26			
	679	1				1			1								
	680	20	8	12		19	3	2	20	19	2		9	24.66		8	8,875
	681	44	8	36		43	16	5	44	44	12		36	22.86		7	5,714
	682	44	12	32		43	17	5	44	44	12		30	26.26		5	7,460
	683	7	1	6		7	7		7	7			6	41.83		1	
	685	26	3	21		24	22	21	24	24	11		21	22.19		2	
	686	11	3	7		11	9	8	10	10	4		7	17.28			
	687	1				1			1								
	688	15	13			15	1	1	13	13						13	9,853
	689	40	34		1	39			39	39			5			33	9,609
	690	17	15	2		17			17	17			2	77.00		14	9,785
	691	13	13			13			13	13						11	9,263
	692	14	12	1		14			13	13			1			12	9,908
	693	9	6	3		9			9	9			3	90.00		5	8,480
	695	20	3	14	3	20			17	17			17	77.05		2	
	696	14	12	2		13			14	14			2			12	8,441
	697	44	29	15		43			44	44			15	73.20		22	9,059
	698	32	28	3		31			31	31			3	90.00		27	9,192
	699	32	28	3	1	32			31	31			3	86.66		28	9,200
	700	20	15	3	2	20			18	18		1	3	78.33		15	10,066
	701	38	32	6		37			38	37			6	88.33		31	9,174
	702	28	18	9	1	28			27	27			9	79.44		17	10,194
	703	32	21	10	1	32			31	31		10		81.00		17	9,964
	704	32	26			32			26	26		1				26	7,300
	705	31	24		1	31			24	24						24	7,991
	706	31	17		1	31			17	17						17	7,991
	707	37	1	36		37			1	1			1			1	
	708	15		15		15											
D	4	3	2	1		3	3	2	3	3	2		1			2	
	5	13	7	6		13	8	6	13	13	5		4	11.60		5	6,000
	6	6	5	1		6	4	4	6	6	1		1			4	2,750

<sup>1</sup>For renter - occupied dwelling units and vacant nonseasonal not dilapidated units, for rent.  
<sup>2</sup>For owner - occupied dwelling units and vacant nonseasonal not dilapidated units, for sale only.

## HOUSING—BLOCK STATISTICS

Table 3.—CHARACTERISTICS OF HOUSING FOR BLOCK AREAS, BY BLOCKS: 1950—Con.

Block area	Block	All dwelling units by occupancy and tenure					All dwelling units by condition and plumbing facilities			Occupied dwelling units			Contract monthly rent <sup>1</sup>		Value <sup>2</sup> of one-dwelling-unit structures	
		Total	Owner occupied	Renter occupied	Vacant non-seasonal not dilap., for rent or sale	Other vacant and non-resident	Number reporting	No private bath or dilap.	No running water or dilap.	Total	Persons per room		Number reporting	Average monthly rent (dollars)	Number reporting	Average value (dollars)
											Number reporting	1.51 or more				
D	8	12	8	4		10	9	7	12	12	3	3	14.00	5	1,680	
	10	36	15	21		27	26	25	36	35	16	9	12.66	7	1,614	
	14	18	14	4		16	13	12	18	18	6	4	17.75	12	2,433	
	15	12	10	2		12	12	11	12	12	1	1		7	1,685	
	17	4	3		1	4	3	2	3	3	1	3		2	2	
	24	3	2	1		3	3	2	3	3				2	2	
	25	21	13	7		18	14	11	20	20	6	2	22.85	11	2,136	
	26	6	4	1		5	5	5	5	5	4			4	1,600	
	33	1														
	34	1														
	41	98	22	95		83	4	3	97	97	10	95	33.14	2		
	49	5	2	3		5	1	1	5	5	2	3	29.00	1		
	50	26	10	14		26	15	8	24	23	2	15	23.71	8	3,575	
	52	11	1	10		11	9	9	11	11	5	10	8.00	1		
	53	10	3	7		10	5	5	10	10	1	1	14.00	3	3,500	
	54	50	15	33	1	49	30	23	48	46	9	19	16.72	9	2,088	
	55	33	13	19		31	11	8	32	32	6	5	25.73	8	3,625	
	72	12	5	7		12	8	8	12	12	3	7	31.42	3	4,666	
	73	16	13	2		15	8	7	15	15	3	10		12	3,291	
	74	18	9	9		17	13	6	18	18	5	4	11.71	6	3,883	
	75	21	20	1		21	6	2	21	21	4	16		19	5,405	
	76	33	22	10		33	17	14	32	32	25	10	23.60	22	2,590	
	77	41	29	11		41	21	16	40	40	3	27	19.70	25	2,488	
	78	8	4	4		8	4	4	8	8	1	1	35.50	4	5,850	
	79	7	3	3		7	7	7	6	6	1	1		3	5,800	
	80	26	18	7	1	26	9	7	25	23	4	9	31.62	13	4,269	
	81	6	2	4		6	6	6	6	6	3	1	28.75	2		
	82	3	2	1		3	1	1	3	3	1	1		2		
	84	19	7	12		19	7	2	19	18	2	12	32.41	5	5,300	
	85	29	19	10		29	3	3	29	28	3	10	34.10	16	6,000	
	86	46	23	22		44	14	5	45	41	10	1	30.52	18	5,300	
	87	20	10	9		20	6	1	19	19	9	9	37.00	6	5,833	
	88	26	14	12		26	12	2	26	24	5	12	24.16	10	4,750	
	89	21	13	8		21	5	3	21	21	3	8	18.75	12	4,750	
	90	40	23	17		40	18	7	40	40	9	16	20.87	16	3,675	
	91	17	11	6		17	15	7	17	17	5	2	15.00	11	2,481	
	92	33	2	26	5	33	9	6	28	27	1	30	49.30	1		
	93	15	4	10		14	1	1	14	13	1	11	42.45	3	3,000	
	94	25	12	12		25	1	1	24	23	1	12	56.00	10	8,000	
	95	40	8	29	3	39	2	2	37	37	3	32	50.43	7	10,428	
	96	35	8	26		35	4	1	34	34	1	26	46.65	3	7,400	
	97	20	4	15	1	20	5	5	19	19	1	15	41.93			
	98	21	2	19		20	5	2	21	21	2	19	30.26	2		
	99	19	6	12	1	19	4		18	18	2	13	59.30	3	10,000	
	102	1														
	103	65	4	49	9	65	29		53	53	9	54	44.74	1		
	104	8		7	1	7			7	7		7	46.14			
	105	3		1	2	3	1	1	1	1		1				
	108	29		27	2	29	17	7	27	27	2	26	38.76			
	109	26		24	1	26	6	6	24	24	8	22	41.27			
	110	1														
	113	24	2	17	4	22	8	2	19	19	1	21	48.61	1		
	114	4	3	1		4	2	2	4	4	2	1				
	115	30	4	22	1	23	18	7	26	25	3	23	54.69	1		
	116	22	1	21		20	7	3	22	21	1	21	35.90			
	117	1														
	118	10	4	6		10	8	5	10	10	3	3	14.66	3	3,833	
	119	35	15	18	1	35	12	3	33	33	4	3	37.47	11	5,181	
	120	35	16	18	1	34	6	6	34	34	1	18	48.50	12	5,383	
	121	39	9	24	5	38	10	2	33	30	4	27	42.62	4	5,250	
	124	28	15	11	1	27	3	3	26	26		11	46.54	12	7,350	
	125	24	15	9		24	4	4	24	23	9	9	47.77	13	6,346	
	126	8	3	5		8	8	8	8	8	2	5	27.20	3	4,666	
	127	41	27	12	1	41	3	2	39	39	3	1	41.25	24	4,712	
	128	7	6	1		7	1	1	7	7		1		5	7,200	
	129	11	6	4	1	11	1	1	10	10	4	4	38.75	5	6,300	
	130	19	14	5		19	19	19	19	19	5	5	47.00	12	5,375	
	131	18	13	3	1	18	4	4	16	16	4	7	21.33	11	6,545	
	132	30	14	16		30	8	6	30	30	18	14	30.28	9	4,688	
	133	28	20	7		27	11	5	27	27	5	12	24.42	13	4,761	
	134	31	23	8		31	11	9	31	31	3	23	24.62	20	5,255	
	136	103		103		103	1	1	103	103	4	100	24.31			
	137	81		79	2	80			79	79	10	77	25.28			
	139	13	13			13	3		13	12	1	12		13	6,007	
	140	6	4	1		6	3	1	5	5	1	4		2		
	141	16	2	14		16	14	2	16	16	3	16	35.71	2		
	142	1														
	144	15	13	2		15	8	2	15	15	6	7		2	7,091	
	145	8	7	1		8			8	8	1	7		6	3,950	
	146	49	1	46	1	48			47	47	2	47	23.63	1		
	147	16	11	5		16	3	3	16	16	2	15	41.20	9	6,277	
	148	31	17	14		31	19	15	31	31	10	20	29.83	14	4,657	
	149	33	22	10		33	12	10	32	32	5	9	23.77	20	3,370	
	150	35	24	10	1	34	9	9	34	34	5	17	39.00	18	5,833	
	151	20	10	10		20	3		20	20	3	10	34.00	10	6,690	
	152	13	8	5		13	13		13	13	1	5	52.00	7	6,000	
	153	55	34	21		55	10	1	55	55	3	2	34.73	27	6,633	

<sup>1</sup>For renter - occupied dwelling units and vacant nonseasonal not dilapidated units, for rent.<sup>2</sup>For owner - occupied dwelling units and vacant nonseasonal not dilapidated units, for sale only.

Table 3.—CHARACTERISTICS OF HOUSING FOR BLOCK AREAS, BY BLOCKS: 1950—Con.

Block area	Block	All dwelling units by occupancy and tenure					All dwelling units by condition and plumbing facilities			Occupied dwelling units			Contract monthly rent <sup>1</sup>		Value <sup>2</sup> of one-dwelling-unit structures		
		Total	Owner occupied	Renter occupied	Vacant non-seasonal not dilapidated, for rent or sale	Other vacant and non-resident	Number reporting	No private bath or dilapidated	No running water or dilapidated	Total	Persons per room		Occupied by non-white	Number reporting	Average monthly rent (dollars)	Number reporting	Average value (dollars)
											Number reporting	1.51 or more					
D	1555	28	14	13	2	1	26	5	1	27	27	1	13	4.23	12	7.58	
	1556	17	10	10			20	7		27	27		12	4.50	12	5.98	
	1557	20	12	12			20	8		28	28		12	3.64	6	1.05	
	1558	10	8	8			10	9		27	27		16	2.73	7	9.28	
	1559	8	8	8			8	9		28	28		18	3.82	4	7.50	
	1560	16	16	16			16	14		26	26		31	3.54	9	6.00	
	1561	4	4	5			4	6		9	9		5	3.14	2		
	1562	1	1	2			1	4		3	3		3	2.76	1		
	1563	4	4	18			4	7		18	18		22	6.38			
	1564	3	3	21			3	12		23	23		21	5.73			
	1565	8	8	5			8	9		8	8		5	2.46	1		
	1566	1	1	2			1	1		2	2		2	5.81			
	1567	3	3	23			3	7		26	26		23	5.84			
	1568	1	1	22			1	11		27	27		23	5.24			
	1569	2	2	25			2	12		30	30		20	5.06			
	1570	5	5	4			5	12		19	19		4	2.90			
	1571	2	2	4			2	17		11	11		4	3.44			
	1572	4	4	6			4	3		29	29		7	4.50			
	1573	1	1				1			7	7						
	1574	1	1				1			7	7						
	1575	1	1				1			7	7						
	1576	1	1				1			7	7						
	1577	1	1				1			7	7						
	1578	1	1				1			7	7						
	1579	1	1				1			7	7						
	1580	13		13			13			15	15		12	5.26			
	1581	5	5	5			5			5	5		5	5.98			
	1582	5	5	3			5			13	13		29	4.47	1		
	1583	12	11	11			12			10	10		10	2.94			
	1584	11	5	6			11			11	11		5	3.94	3	7.00	
	1585	5	1	16			5			17	17		17	3.28			
	1586	3	1	28			3			34	34		26	3.54	3	3.16	
	1587	3	6	35			3			28	28		20	2.08	3	6.80	
	1588	2	7	21			2			10	10		27	2.61	5	6.80	
	1589	9	10	28			9			19	19		27	2.64	3	5.83	
	1590	2	12	17			2			13	13		16	3.26	6	5.83	
	1591	2					2			29	29						
	1592	2	17	10			2			27	27		8	3.93	4	8.37	
	1593	4	11	22			4			33	33		23	3.16	4	6.75	
	1594	19	19	7			19			26	26		6	4.10	15	6.51	
	1595	9	12	3			9			21	21		15	7.15	7	7.15	
	1596	16	12	12			16			28	28		11	4.76	13	7.00	
	1597	40	28	12			40			40	40		11	3.97	13	7.00	
	1598	11	10	10			11			21	21		10	4.52	22	5.21	
	1599	5	10	10			5			10	10		9	2.92	10	6.74	
	1600	12	25	10			12			35	35		21	2.88	21	6.10	
	1601	20	12	8			20			19	19		8	2.70	12	4.26	
	1602	7	21	6			7			27	27		2	2.70	19	4.22	
	1603	16	8	8			16			16	16		3	2.50	6	5.66	
	1604	10	5	4			10			9	9		2	3.50	4	5.50	
	1605	15	12	3			15			15	15		2		11	7.45	
	1606	17	12	4			17			16	16		4		18	6.70	
	1607	3	29	8			3			37	37		8	5.62	29	7.16	
	1608	1	100	7			1			30	30		3	5.75	100	6.62	
	1609	16	15	15			16			31	31		6	5.50	8	7.76	
	1610	20	16	4			20			20	20		1	4.20	13	6.57	
	1611	5	2	2			5			4	4		4		6	6.57	
	1612	10	6	4			10			4	4		3	2.40	1	3.53	
	1613	7	5	2			7			7	7		2		5	3.50	
	1614	7	5	2			7			6	6		7		4	4.25	
	1615	7	5	1			7			6	6		8	3.50	17	4.85	
	1616	27	18	8			27			26	26		25		12	4.85	
	1617	15	12	2			15			14	14		13		12	4.85	
	1618	14	9	5			14			14	14		14		9	6.85	
	1619	22	13	9			22			22	22		4		7	5.85	
	1620	19	15	4			19			19	19		20		9	5.85	
	1621	26	14	12			26			26	26		11		11	9.09	
	1622	18	12	6			18			18	18		5		11	7.63	
	1623	20	14	6			20			20	20		5		12	7.91	
	1624	25	17	7			25			24	24		8		13	6.84	
	1625	17	10	10			17			27	27		10		10	6.84	
	1626	26	14	12			26			26	26		8		8	7.35	
	1627	30	9	21			30			30	30		1		6	1.12	
	1628	28	11	16			28			27	27		15		3	14.33	
	1629	27	9	17			27			27	27		17		7	13.28	
	1630	7	1	7			7			26	26		5		6	10.74	
	1631	7	1	7			7			22	22		2		7	4.63	
	1632	14	9	5			14			6	6		5		12	4.63	
	1633	25	15	15			25			24	24		16		6	5.58	
	1634	24	5	19			24			24	24		18		5	3.80	
	1635	24	1	23			24			24	24		23		1		
	1636	14	14	14			14			14	14		14			4.60	
	1637	11	10	10			11			10	10		10			4.65	
	1638	2					2			10	10					4.52	
	1639	41	34	7			41			34	34		37		7	7.11	
	1640	7	7	7			7			7	7		7		7	5.00	
	1641	10	1	7			10			8	8		6		6	3.96	
	1642	1	1	7			1			1	1		2				
	1643	1	1	7			1			7	7		7		7	4.90	
	1644	8	1	7			8			7	7		7		7	5.37	
	1645	20	17	17			20			18	18		18		1		
	1646	1					1			12	12						
	1647	13	1	11			13			12	12		12			6.83	
	1648	1	1	1			1			12	12						
	1649	53	2	49			53			51	51		48		2	3.02	
	1650	43	6	37			43			42	42		36		2	4.23	
	1651	35	9	25			35			34	34		24		2	2.99	
	1652	4	3	1			4			3	3		1		1		
	1653	13	8	5			13			13	13		7		4	1.75	

<sup>1</sup>For renter - occupied dwelling units and vacant nonseasonal not dilapidated units, for rent.  
<sup>2</sup>For owner - occupied dwelling units and vacant nonseasonal not dilapidated units, for sale only.

HOUSING—BLOCK STATISTICS

Table 3.—CHARACTERISTICS OF HOUSING FOR BLOCK AREAS, BY BLOCKS: 1950—Con.

Block area	Block	All dwelling units by occupancy and tenure					All dwelling units by condition and plumbing facilities			Occupied dwelling units			Contract monthly rent <sup>1</sup>		Value <sup>2</sup> of one-dwelling-unit structures		
		Total	Owner occupied	Renter occupied	Vacant non-seasonal not dilapidated, for rent or sale	Other vacant and non-resident	Number reporting	No private bath or dilap.	No running water or dilap.	Total	Persons per room		Occupied by non-white	Number reporting	Average monthly rent (dollars)	Number reporting	Average value (dollars)
											Number reporting	1.61 or more					
D	270	29	15	14	1	2	2	5	29	29	1	14	12	3 4.33	11	4 972	
	271	41	15	23	2	1	2	6	38	38	1	13	23	3 2.04	11	5 954	
	272	19	3	13	1	1	1	10	16	16	1	14	14	3 6.85	1	6 880	
	273	43	16	21	1	1	1	15	33	33	1	22	22	4 3.77	10	4 800	
	274	12	8	4					11	11		3	3	5 1.33	7	5 714	
	275	11	8	3					10	10		2	11	3 6.72	8	6 250	
	276	21	10	10	1			2	15	15		2	7	4 3.57	8	6 437	
	277	15	8	7				5	14	14		2	5	2 2.60	7	4 985	
	278	14	9	5				5	14	14		2	14	4 8.64	5	8 100	
	279	26	12	13	1			5	26	26		2	2				
	280	14	9	5				2	14	14		1	5	6 3.60	7	6 100	
	281	14	11	3				3	14	14		1	3	5 0.33	10	8 750	
	282	18	8	8				2	18	18		1	8		7	1 1857	
	283	18	10	8				2	18	18		1	8	3 2.50	10	5 500	
	284	16	13	3				1	16	16		2	3	3 3.33	12	6 341	
	285	34	18	16				1	34	34		3	15	2 8.06	15	5 680	
	286	21	16	5				3	21	21		2	15	2 9.40	15	6 073	
	287	27	11	13	1	2		3	27	27		2	13	2 8.00	9	4 066	
	288	23	19	4				4	23	23		3	11	2 8.00	17	3 858	
	289	23	19	4				6	23	23		3	11	1 0.00	22	4 540	
	290	27	23	4				9	27	27		3	2				
	291	18	15	2				1	17	17			2		15	3 386	
	292	6	4	2				2	6	6			2		3	3 500	
	293	3	3					3	3	3			3		3	3 000	
	297	1							5	5			5		5	6 600	
	298	5	5						7	7			5	4 2.00	2		
	299	7	2	5					9	9		2	1		8	5 912	
	300	9	9						9	9			5	5 7.20	2		
	301	8	4	4				1	8	8			5	6 0.00	4	6 275	
	302	9	4	5				1	9	9			5	6 0.00	4	6 275	
	303	4	3	1				4	4	4		3	1	4 5.76	23	6 465	
	305	6	3	3					6	6			3	6 3.33	3	6 633	
	306	18	14	4				1	18	18		1	1		14	7 035	
	308	14	11	3				1	14	14			5	5 7.77	9	5 777	
	309	27	15	12				2	27	27			5	6 3.33	10	7 000	
	310	27	15	12				2	27	27			5	4 4.60	21	7 566	
	311	3	3						3	3			1	4 6.66	13	6 692	
	312	3	3					7	3	3			2	5 3.33	3		
	313	27	15	12				1	27	27			1	4 4.00	21	6 671	
	314	12	9	3				1	12	12			1	4 2.09	11	7 409	
	315	21	15	6				4	21	21			6	4 6.66	9	5 222	
	316	25	18	7					25	25			6	3 2.83	12	5 591	
	317	20	13	7				1	20	20			6	4 3.00	16	6 675	
	318	14	8	6					14	14			6	5 2.50	11	6 427	
	319	14	8	6					14	14			6	5 9.16	8	6 687	
	320	22	15	7					22	22			7	5 4.28	8	6 287	
	321	5	4	1				1	5	5			1	5 4.28	15	7 466	
	322	17	11	6				4	17	17			5	2 3.80	2	6 450	
	323	14	11	3				3	14	14			11	5 4.75	10	5 475	
	324	10	6	4				1	10	10			4	3 5.50	3	7 333	
	325	19	17	2				1	19	19			13		16	7 406	
	326	48	23	25				1	48	48			2	4 4.16	14	6 307	
	327	24	10	14				4	24	24			9	3 6.11	9	6 633	
	328	18	11	7				2	18	18			5	2 8.20	10	9 400	
	329	21	10	11				1	21	21			10	1 7.30	11	5 590	
	330	11	5	6				2	11	11			12	2 3.91	13	2 669	
	331	11	5	6				2	11	11			12	2 3.91	13	2 669	
	332	14	4	10				3	14	14			7	1 8.57	1		
	333	3	2	1				1	3	3			4	1 9.08	3	2 266	
	334	3	1	2				1	3	3			4	1 7.33			
	335	14	7	7				1	14	14			12				
	336	16	2	13				2	16	16			7	4 3.58			
	337	9	1	8				2	9	9			7	8 0.14			
	338	3							3	3			2				
	339	10	5	5				8	10	10			5	2 4.11	9	4 500	
	340	20	14	6				7	20	20			13	2 6.38	8	3 250	
	341	7	1	6				9	7	7			6	1 8.00	1	6 000	
	342	20	8	12				5	20	20			1	5 2.83	7	9 852	
	343	1						8	1	1			17	2 2.83	1	9 852	
	344	17	11	6				5	17	17			6	2 9.16	10	5 250	
	345	18	9	9				5	18	18			9	2 9.44	8	4 125	
	346	17	9	8				3	17	17			6	2 5.00	8	5 062	
	347	17	9	8				3	17	17			6	2 4.28	31	3 200	
	348	17	15	2				1	17	17			3	5 6.00	9	4 500	
	349	17	15	2				1	17	17			3	3 1.75	8	3 250	
	350	21	1	20				6	21	21			4	2 5.33	8	6 000	
	351	24	11	13				4	24	24			5	5 2.60	17	9 852	
	352	24	11	13				4	24	24			5	5 3.35	14	6 892	
	353	34	17	17				1	34	34			14	4 3.20	15	7 300	
	354	21	16	5				1	21	21			9	5 1.66	12	8 291	
	355	22	13	9				9	22	22			8	5 2.00	19	7 900	
	356	29	20	9				1	29	29			8				
	357	23	22	1				3	23	23			1		22	8 250	
	358	17	9	8				3	17	17			5	5 0.00	7	7 285	
	359	7	5	2				2	7	7			2		3	6 833	
	360	7	5	2				2	7	7			2		3	6 833	
	361	6	5	1				1	6	6			1		4	6 250	
	362	20	13	7				3	20	20			3	4 6.66	14	7 678	
	363	28	19	9				3	28	28			3	4 7.12	16	7 500	
	364	25	19	6				3	25	25			3	5 4.33	16	8 156	
	365	25	17	8				3	25	25			6	5 4.33	16	8 156	
	366	11	7	4				1	11	11			3	4 6.66	6	6 583	

<sup>1</sup>For renter - occupied dwelling units and vacant nonseasonal not dilapidated units, for sale only.  
<sup>2</sup>For owner - occupied dwelling units and vacant nonseasonal not dilapidated units, for sale only.



Table 3.—CHARACTERISTICS OF HOUSING FOR BLOCK AREAS, BY BLOCKS: 1950—Con.

Block area	Block	All dwelling units by occupancy and tenure					All dwelling units by condition and plumbing facilities			Occupied dwelling units			Contract monthly rent <sup>1</sup>		Value <sup>2</sup> of one-dwelling-unit structures					
		Total	Owner occupied	Renter occupied	Vacant non-seasonal not dilap., for rent or sale	Other vacant and non-resident	Number reporting	No private bath or dilap.	No running water or dilap.	Total	Persons per room		Number reporting	Average monthly rent (dollars)	Number reporting	Average value (dollars)				
											Number reporting	1.51 or more					Occupied by non-white			
0	375	12	10	2					12	12		1		10	7,550					
	376	28	23	5					28	28		4	35.75	23	7,304					
	377	16	11	4		1			15	15		4	31.50	9	7,388					
	378	15	11	4					15	15		3	21.33	9	4,611					
	379	24	13	11					24	24	1	24	29.20	12	5,225					
	380	3	2	1					3	3		3		2						
	381	10	5	5					10	10	4	8	18.60	5	2,340					
	382	23	10	13					21	23	2	19	22.15	8	2,875					
	383	40	7	32	1				40	25	23	3	29.15	5	9,000					
	384	11	2	9					11	4	1	1	42.33							
	385	14	3	9	1	1			14	3		10	60.10							
	393	29	2	23	2	2			26	17	10	5	45.66	1						
	395	11	2	9					11	8		9	28.77							
	396	43	8	32		3			42	32	28	40	20.15	7	7,857					
	397	2																		
	398	63	9	54					55	44	33	63	15.75	4	3,675					
	399	18		17		1			15	11	7	17	27.17							
	400	1																		
	401	27	11	15		1			27	10	8	26	25	14	22.50	9	6,222			
	402	42	19	21		2			42	9	5	40	40	21	19.14	14	2,878			
	403	32	12	19	1				31	11	2	31	30	4	30	19	19.63	10	3,060	
	404	28	12	14		2			28	7	7	26	26	5	26	13	20.61	12	2,633	
	405	53	15	37		1			52	22	11	52	52	2	46	37	20.08	13	2,430	
	406	1																		
	408	25	17	8					24	11	5	25	25	6	11	8	16.50	14	3,464	
	409	30	11	19					30	17	9	30	30	10	7	17	8	22.41	7	2,471
	410	18	12	6					18	4		18	18		6		6	32.50	10	7,750
	411	18	18						18	18		18	18		1		17	7.823	17	7,823
	412	23	19	4					22	6	1	23	23	1	21	4	29.00	16	3,968	
	413	22	16	4					22	6	4	22	22	1	21	3	27.33	15	3,900	
	414	26	18	8					26	11	4	26	26	1	26	5	26.00	16	4,793	
	415	29	18	11					28	9		29	29	1	29	10	21.50	13	4,807	
	416	25	15	9		1			25	2		24	24	1	1	9	40.33	13	5,461	
	417	24	16	4		2			24	4	1	22	22	1	7	4	34.00	15	5,773	
	418	10	7	3					10	1		10	10		2	2		7	6,428	
	419	22	19	3					22	12	4	22	22	7	7	9	18.66	18	3,166	
	420	8	2	5		1			7	5	3	7	7	2	5	5	23.20	1		
	421	10	9	1					10	10		10	10		9		1	9	4,833	
	422	25	16	7					25	4	1	25	25	2	12	17	26.60	17	4,852	
	423	19	12	7					19	8	5	19	19	1	19	7	17.57	6	5,416	
	424	26	15	11					26	9	2	26	26	4	25	9	17.33	12	4,116	
	425	13	10	3					13	1	1	13	13	5	3	3	30.00	9	5,066	
	426	13	9	4					13	6	4	13	13	1	12	2	2	8	3,425	
	427	26	20	6					26	1	1	26	26	2	2	5	3,920	14	7,642	
	428	16	9	7					16	16		16	16	6	6	6	4,583	7	5,500	
	429	9	6	1					9	1	1	9	9	1	1	1		1	5,812	
	430	23	16	6		1			23	4		22	22	5	5	5	3,100	12	7,150	
	431	26	13	13					25	13	5	26	26	9	9	13	2,538	8	4,375	
	432	17	11	11					16	5	4	17	17	4	3	11	3,445	3	4,866	
	433	21	12	7	1	1			21	11	3	19	19	5	5	5	2,460	8	4,187	
	434	30	13	16		1			29	16	7	29	29	8	16	12	27.00	10	3,170	
	435	18	13	5					18	10	1	18	18	3	3	3	37.66	11	3,981	
	436	24	16	6		2			24	8	1	22	22	3	5	5	2,480	17	4,594	
	437	1																		
	442	25	9	16					24	15	7	25	25	3	24	14	26.14	6	5,400	
	443	2																		
	444	13	10	3					13	2	2	13	13	1	8	3	26.66	10	6,300	
	445	17	6	10		1			17	3		16	16	3	16	9	33.88	5	9,400	
	446	15	10	5					15	3	2	15	15	1	2	4	2,425	9	6,333	
	447	45	12	31	1	1			25	13	5	43	42	7	39	29	23.55	10	7,500	
	448	21	4	15	1	1			18	5		19	19	3	1	16	2,118			
	449	5	1	4					5	1		5	5	1	3	3	75.00			
	450	76	9	62		5			75	57	34	71	71	10	8	59	22.76	6	8,000	
	451	4							4	3		3	3	1	1	1				
	455	4							4	4		4	4	2	2	2	15.66			
	463	5	2	3					1	1		1	1	1	1	1				
	464	45	2	37		6			45	34	23	39	39	12	3	32	30.03	3	14,000	
	466	36	28	27		1			36	28	26	35	35	15	5	1	22.80	3	14,000	
	467	36	14	22					36	23	6	36	36	21	5	21	33.33	6	10,200	
	469	26	6	17	3				25	2	2	23	23	19	2	19	33.15	4	5,400	
	471	14		13		1			12	18		13	13	1	12	12	38.25			
	472	33	12	16	1	4			33	18	6	28	27	7	1	16	27.81	7	4,071	
	473	19	4	14	1				18	6	5	18	18	1	14	14	22.42	2		
	474	1																		
	475	8	1	7					8	2		8	8	1		7	32.14	1		
	476	2																		
	481	27	12	14	1				27	7	3	26	26	5	1	15	29.13	11	4,863	
	482	17	7	8	1	1			17	7	5	15	15	1	5	7	32.66	6	7,166	
	483	37	15	22					37	15	2	37	36	3	7	22	25.18	7	6,928	
	484	23	18	5					23	4		23	23	1	5	5	29.60	15	5,500	
	485	26	13	13					26	4	1	26	26	3	9	10	40.50	11	5,081	
	486	30	15	14					30	8		30	30	5	14	14	31.71	14	6,178	
	487	23	14	9					23	9	7	23	23	3	8	8	32.25	11	5,545	
	488	23	12	11					23	2		24	24	2	2	20				
	489	23	10	13	1	1			23	9	1	24	24	4	12	6	2,000	14	2,364	
	490	43	16	27					43	24	14	42	42	12	19	15	22.26	22	2,568	
	491	28	23	5	1				28	12	6	28	28	3	4	4	22.50	21	4,452	
	492	24	14	10					24	22	17	24	24	3	8	10	18.80	13	3,538	

<sup>1</sup>For renter - occupied dwelling units and vacant nonseasonal not dilapidated units, for rent.

<sup>2</sup>For owner - occupied dwelling units and vacant nonseasonal not dilapidated units, for sale only.

HOUSING—BLOCK STATISTICS

Table 3.—CHARACTERISTICS OF HOUSING FOR BLOCK AREAS, BY BLOCKS: 1950—Con.

Block area	Block	All dwelling units by occupancy and tenure					All dwelling units by condition and plumbing facilities			Occupied dwelling units			Contract monthly rent <sup>1</sup>		Value <sup>2</sup> of one-dwelling-unit structures	
		Total	Owner occupied	Renter occupied	Vacant non-seasonal not dilap., for rent or sale	Other vacant and non-resident	Number reporting	No private bath or dilap.	No running water or dilap.	Total	Persons per room	Occupied by non-white	Number reporting	Average monthly rent (dollars)	Number reporting	Average value (dollars)
D	493	1														
	494	4	3	1					4	4		1			3	5,000
	495	20		17					20	17		17	12.52			
	496	24	5	17		3	2		23	22	7	17	16.20	5	4,200	
	497	2														
	498	5	5						5	5		5		5	9,800	
	499	7	6						7	7		7		6	4,633	
	500	15	3	10		2			15	12	1	11	18.87	3	2,666	
	501	34	2	31		1			34	33	8	32	12.19	2		
	502	15	11	4					15	15	1	15	22.50	10	3,960	
	503	35	25	10					35	35	6	28	17.62	23	3,404	
	505	29	15	13		1			29	28	2	12	39.00	12	4,516	
	506	31	17	14					31	31	1	7	37.08	6	5,083	
	507	44	15	22	7				41	17	1	9	41.35	8	6,587	
	508	2														
	509	2														
	510	12	5	7					11	2	2	7	39.71	5	6,300	
	511	32	14	17		1			31	12	8	9	34.94	10	6,800	
	512	3		2	1				3	3		2				
	513	24	14	9	1				24	8	1	9	28.40	10	5,200	
	514	53	27	24	2				48	15		2	26	16	5,562	
	515	15	4	11					14	6	3	4	10	4	11,250	
	516	25	8	17					25	11		4	17	7	4,714	
	517	28	12	14	2				27	3		5	14	8	5,875	
	518	46	22	21		3			40	12		3	20	13	4,792	
	519	10	4	6					8			6	23.66	3	9,333	
	520	2														
	521	16	4	11	1				15	2		11	35.27			
	522	56	14	40		2			55	3		36	40.91	7	5,014	
	523	45	18	24	3				44	12	5	26	38.26	10	5,820	
	524	19	7	12					19	10	6	12	28.25	4	4,250	
	525	64	10	53		1			64	47	35	1	50	8	6,937	
	526	25	2	22					23	19	5	9	20			
	527	73	3	63		5			73	68	26	6	65	1		
	528	119	10	92	12	5			112	81	33	17	100	3	9,000	
	529	4		2	1				1	3		1				
	530	3		2					3	3		1				
	531	18	2	16					18	10		16	37.50			
	532	23	2	16		1			22	6		15	34.40	3	12,666	
	534	12	3	9					12	7	3	8	27.25	1		
	535	123	12	100	4	7			121	98	50	11	100	5	8,800	
	536	51	11	39					50	34	19	9	38	5	8,800	
	537	45	13	32					45	26	18	3	32	8	5,000	
	538	25	8	17					25	6	3	17	33.64	6	5,500	
	539	38	8	29		1			38	20	7	8	26	4	7,750	
	540	35	12	22	2				32	5	3	22	41.27	8	4,652	
	541	60	19	39		1			59	16	4	40	33.72	14	5,357	
	542	5	1	3	2				5	2		4	37.25	1		
	543	29	14	15	1				28	2	1	15	37.40	7	5,371	
	544	11	9	2					11	4	1	2	41.66	6		
	547	36	15	21					36	11	2	19	32.36	9	5,144	
	548	11	17						29	10		10	16	10	6,050	
	549	26	15	11	1	4			40	8		19	40.26	19	5,168	
	550	32	13	18	1				32	10	9	17	18	10	6,300	
	551	30	14	15		1			30	7	2	15	15	12	5,375	
	552	60	22	38					60	31	21	30	36	13	5,538	
	553	22	12	9		1			22	9	6	9	26.00	10	7,800	
	554	26	14	12					26	8	6	8	34.25	12	5,916	
	555	40	18	20	1	1			37	21	11	10	21	10	4,950	
	556	17	5	11		1			16	13	10	11	16.81	2		
	558	37	19	16	2				36	11	5	35	35	12	4,058	
	559	15	7	8					15	8	5	14	24.37	3	5,000	
	560	39	18	20		1			39	16	12	18	24.05	6	3,916	
	561	31	15	15	1				29	16	6	14	18.16	8	3,200	
	562	25	15	8	2				25	9	6	6	19.50	13	3,792	
	563	32	22	10					32	13	3	26	25.90	12	5,333	
	564	30	20	10					28	13	1	10	29.77	15	4,506	
	565	28	18	10					28	9	6	9	29.33	16	3,968	
	566	1														
	567	6	6						6	5		5		5	5,100	
	568	15	8	4					14	13	7	12	4	6	3,800	
	569	7	6	1		3			7	6	4	1	1	4	2,200	
	570	5	4	1					5	4	1	5	1	3	3,400	
	571	15	8	7					14	14	10	5	20.20	6	2,800	
	572	11	8	2		1			11	11	8	4	4	4	2,625	
	573	5	3	2					5	5	3	4	5	3	3,333	
	574	17	1	16					16	16	15	14	15			
	575	2														
	576	6	4	2					6	6	6	6	2	4	2,200	
	577	13	5	7		1			13	13	11	10	14.33	3	2,700	
	578	9	6	3					9	8	4	3	2	5	2,900	
	579	5	3	2		1			5	5	3	3	4	1		
	580	13	8	5					13	13	11	13	13	8	1,975	
	581	3	3						3	3	2	2	4	3	3,733	
	582	7	5	2					7	6	4	7	2	5	3,140	
	583	26	17	8		1			24	17	13	7	21.14	13	2,776	
	584	32	14	17	1				32	10	2	18	34.38	10	6,250	
	585	4	1			1			4	4	3	3				

<sup>1</sup>For renter - occupied dwelling units and vacant nonseasonal not dilapidated units, for rent.  
<sup>2</sup>For owner - occupied dwelling units and vacant nonseasonal not dilapidated units, for sale only.

Table 3.—CHARACTERISTICS OF HOUSING FOR BLOCK AREAS, BY BLOCKS, 1950—Con.

Block area	Block	All dwelling units by occupancy and tenure					All dwelling units by condition and plumbing facilities			Occupied dwelling units				Contract monthly rent <sup>1</sup>		Value <sup>2</sup> of one-dwelling-unit structures	
		Total	Owner occupied	Renter occupied	Vacant non-seasonal not dilap., for rent or sale	Other vacant and non-resident	Number reporting	No private bath or dilap.	No running water or dilap.	Total	Persons per room		Occupied by non-white	Number reporting	Average monthly rent (dollars)	Number reporting	Average value (dollars)
											Number reporting	1.51 or more					
D	586	5	3	2					5	5	1						
	587	40	18	18		4	40	22	18	36	3	7	4	14	21.78	3	4.000
	588	25	9	15		1	24	15	9	24	2	4	13	19.84	15	4.153	
	589	20	11	9			19	10	10	20	2	2	13	16.88	7	3.642	
	590	28	10	17			26	15	15	27	3	3	15	16.47	4	3.500	
	593	23	17	4		1	23	4	3	21	1	1	14	16.47	3	3.333	
	594	22	15	7		2	22	7	3	22	2	1	8	22.75	15	4.926	
	595	31	16	15			31	8	8	31	1	1	7	26.28	13	5.661	
	596	40	14	25	1		39	12	7	39	2	2	25	34.61	11	8.427	
	597	30	15	15			29	7	4	30	3	3	25	30.24	5	4.900	
																	4.722
	598	17	7	10			17	2	2	17	2	2	10	34.70	4	4.375	
	599	15	9	6			15	2	1	15	1	1	6	40.16	9	4.388	
	600	19	13	6			18	5	2	19	1	1	6	26.75	10	4.570	
	601	14	8	6			12	1	1	14	1	1	4	14.50	6	5.850	
	602	15	9	6			12	1	1	15	1	1	5	24.20	6	4.850	
	604	24	3	21			24	6	6	24	7	7	21	31.47	1		
	605	30	11	19			30	6	3	30	3	3	19	37.52	8	8.250	
	606	21	8	11		2	21	3	3	19	1	1	11	38.81	4	8.750	
	607	27	8	19			27	7	7	27	1	1	17	35.47	2		
	608	33	11	19	3		32	16	7	30	3	3	22	30.81	7	4.428	
	609	17	7	10			17	11	1	17	1	1	10	25.10	3	4.000	
	610	73	14	52	1	6	71	50	25	66	6	6	51	30.05	5	4.380	
	611	36	10	24	1	1	35	10	3	34	1	1	25	35.96	6	6.833	
	612	46	11	30	3	2	45	35	19	41	4	4	31	24.80	7	6.500	
	613	24	5	19			24	19	10	24	2	2	18	30.61	1		
	614	40	6	28	1	5	40	26	15	34	3	3	29	35.24	2		
	615	52	2	43	1	4	50	34	33	48	4	4	43	45.11	3	11.500	
	616	17	2	15			16	12	12	17	1	1	14	40.92			
	617	33	5	28			32	23	17	33	3	3	28	29.14			
	619	3		3			3			3			3	53.33			
	620	26	10	16			26	8	4	26	2	2	16	40.37	5	6.000	
	621	16	4	7	5		16	10	6	11	1	1	12	39.25	1		
	622	35	9	26			34	12	6	35	6	6	26	28.30	6	6.416	
	623	73	21	48	2	2	70	47	37	69	2	2	49	25.34	15	4.380	
	624	23	11	12			23	5	1	23	2	2	12	31.00	8	8.000	
	625	12	6	6			12	6	1	12	1	1	6	24.46	5	7.140	
	626	18	5	13			18	13	3	18	3	3	12	32.16	5	3.580	
	627	16	2	13		1	16	6	3	15	1	1	13	29.15	2		
	629	13	5	8			13	8	3	13	2	2	8	15.75	4	5.700	
	630	34	19	15			34	14	3	34	4	4	28	24.46	17	5.294	
	631	16	9	7			16			16	1	1	11	33.00	5	4.100	
	632	17	13	4			16	3	1	17	1	1	4	22.25	10	4.600	
	633	39	25	14			39	9	2	39	3	3	13	28.61	21	4.904	
	634	42	23	19			41	4	1	42	2	2	19	32.05	17	5.582	
	635	22	17	4		1	22	3	1	21	2	2	4	27.00	17	5.817	
	636	26	23	3			26	3	3	26	2	2	3	27.00	23	5.595	
	639	13	11	2			13	3	2	13	1	1	2	63.66	9	6.366	
	640	20	16	4			19	4	1	20	1	1	4	35.00	13	6.307	
	641	8	5	2		1	7	1	1	7	2	2	3	29.15	5	6.200	
	642	24	13	10		1	23	12	9	23	2	2	10	17.10	11	4.909	
	643	23	9	14			23	17	8	23	2	2	13	22.23	7	4.428	
	644	11	7	4			11	7	4	11	1	1	3	32.00	5	3.340	
	645	11	7	4			11	6	3	11	2	2	4	28.25	6	3.666	
	646	7	4	3			7	1	1	7	1	1	3	28.33	3	5.666	
	647	16	7	8		1	16	3	3	15	1	1	8	28.75	7	5.214	
	648	20	3	17			20	18	3	20	2	2	17	28.82	3	5.666	
	649	8	5	2		1	7	1	1	7	1	1	2	48.00	5	4.800	
	650	48	21	24		1	47	30	27	45	4	4	22	21.45	16	4.100	
	651	20	10	7			20	18	14	17	1	1	6	24.50	7	2.142	
	652	11	8	2		1	11	11	9	10	1	1	8	2	6	3.662	
	653	3	2	1			2	2	1	3	1	1	1	1	2		4.125
	654	6	5	1			6	6	5	6	1	1	1	1	4		
	655	2					2			2							
	656	2					2			2							
	657	11	6	5			9	9	6	11	3	3	10	21.50	4	2.500	
	658	3	3				3	3	2	3	1	1	3	4	2		
	659	1					1			1							
	660	11	7	4			10	8	6	11	1	1	4	11.50	4	2.625	
	661	14	10	4			14	14	6	14	2	2	3	17.00	8	3.412	
	662	28	23	4		1	28	19	7	27	6	6	25	23.50	17	4.105	
	663	29	18	11			28	10	6	29	2	2	18	44.37	13	4.653	
	664	24	12	12			23	4	3	24	2	2	11	36.09	8	5.125	
	665	17	11	6			17	5	2	17	1	1	4	38.00	10	6.900	
	666	12	8	4			12	3	2	12	2	2	3	27.33	7	5.357	
	667	11	4	6		1	11	4	3	10	1	1	6	26.33	3	6.666	
	668	40	22	16		2	38	19	14	38	2	2	32	21.31	19	4.184	
	669	17	15	1		1	17	6	2	16	1	1	15	1	14	4.128	
	670	21	13	8			21	8	5	21	3	3	15	8	11	4.272	
	671	3	1	2			3	3	1	3	1	1	2				
	673	2					2			2							
	674	12	10	2			10	3	2	12	1	1	1	1	8	2.950	
	675	35	16	16		3	28	12	6	32	1	1	14	19.00	13	3.461	
	676	28	16	12			23	6	6	28	2	2	12	29.00	12	2.758	
	677	37	27	10			37	3	1	37	1	1	8	28.50	22	5.045	
	678	36	22	13		1	36	6	2	35	3	3	13	27.61	19	4.842	
	679	19	10	9			19	1	1	19	1	1	9	30.11	9	4.055	
	680	23	9	14			21	9	2	23	4	4	14	23.85	7	5.171	
	681	34	4	30			34	30	20	34	4	4	30	17.36	1		

<sup>1</sup>For renter - occupied dwelling units and vacant nonseasonal not dilapidated units, for rent.

<sup>2</sup>For owner - occupied dwelling units and vacant nonseasonal not dilapidated units, for sale only.

Table 3.—CHARACTERISTICS OF HOUSING FOR BLOCK AREAS, BY BLOCKS: 1950—Con.

Block area	Block	All dwelling units by occupancy and tenure					All dwelling units by condition and plumbing facilities			Occupied dwelling units			Contract monthly rent <sup>1</sup>		Value of one-dwelling-unit structures	
		Total	Owner occupied	Renter occupied	Vacant non-seasonal not dilap., for rent or sale	Other vacant and non-resident	Number reporting	No private bath or dilap.	No running water or dilap.	Total	Persons per room		Number reporting	Average monthly rent (dollars)	Number reporting	Average value (dollars)
											Number reporting	1.51 or more				
D	682	13	6	7		13	6	4	13	13	3	10	6	7.66	6	8.416
	683	5	1	4		4	1		5	5		4	4	22.25	1	
	684	15	9	5		15	1	1	14	14	2	5	5	33.20	7	2.571
	685	22	12	10		22	1	3	19	19	4	12	12	32.00	5	4.600
	686	8	29	7	30	8	4	6	7	7	1	7	7	24.02	24	7.308
	687	28	14	13	1	28	8	4	27	27	2	14	14	32.64	10	4.260
	688	6	1	5		6	4	4	6	5	1	4	4	22.50	1	
	689	15	7	8		15	4	4	15	15	3	7	7	34.28	4	4.625
	690	1				1			1	1						
	692	20	10	10		20	6	6	20	20	6	9	9	30.22	5	4.420
	693	13	1	12		13	3	2	13	13	4	10	10	37.10	1	
	694	59	7	46	3	59	6	2	55	55	10	47	47	32.10	1	
	695	25	8	15	4	24	11	5	23	23	2	15	15	26.06	4	5.500
	696	39	10	25		39	15	5	35	35	3	25	25	34.52	5	6.940
	697	30	11	18	1	30	9	2	29	29	2	18	18	30.22	7	5.285
	698	25	10	15		25	9	2	25	25	2	13	13	39.76	7	5.814
	699	24	13	11		23	9	5	24	24	4	11	11	36.45	10	5.750
	700	29	6	22		29	2	2	28	28	4	22	22	23.90	1	
	702	50	21	29		50	30	1	50	50	4	28	28	23.32	18	3.916
	703	14	3	11		14	1	6	14	14	6	11	11	16.54	2	
	704	27	9	17		27	17	8	26	26	6	25	16	28.50	6	5.016
	705	10	6	4	1	10	2	2	10	10	1	10	4	25.00	3	6.333
	706	40	27	13		39	10	3	40	40	4	13	13	27.69	21	4.523
	707	44	24	19		42	12	8	43	43	3	19	19	27.42	17	4.529
	708	13	7	6		13	2	2	13	13	1	13	5	28.80	7	3.671
	709	14	6	6	2	10	4	2	12	12	1	8	8	21.50	3	4.000
	710	6	3	3		6	1		6	6		2	2		2	
	711	12	11	7	1	8	1		11	11	1	11	7	33.28	9	3.744
	712	21	14	7		21	1		21	21	1	21	7	4.415	13	4.415
	713	6	5	1		6			6	6		1	1		4	7.250
	714	5	4	1		5	5		5	5		1	1		4	7.750
	715	6	3	3		6	6		6	6		1	1		4	7.000
	716	25	19	6	1	25	1	1	25	25	10	2	2	38.60	16	5.843
	717	17	8	8		17	1	1	16	16	3	8	8	36.16	7	5.714
	718	21	10	11		21	1	1	21	21	1	11	11	36.27	7	6.500
	719	13	13	4		17	1	4	17	17	1	11	4	14.25	12	4.416
	720	37	13	22	3	37	24	19	34	34	12	18	18	22.27	7	3.142
	721	48	25	22	1	48	25	18	47	47	13	26	21	15.80	19	4.715
	722	25	20	3	1	25	21	12	23	23	7	13	4	20.75	17	3.470
	723	1				1			1	1						
	724	4	2	2		4	4	4	2	2	1	2	2		1	2.250
	725	8	6	2		8	8	6	8	8	4	2	2		4	2.250
	726	7	8			7	8		7	7	1	8	7		8	7.600
	727	8	7			8	7		8	8	1	7	7		7	6.714
	728	8	7			8	7		8	8	1	7	7		7	6.714
	729	8	7			8	7		8	8	1	7	7		7	6.714
	730	8	5	4		9	2	1	9	9	6	4	4	20.50	4	6.750
	731	2				2			2	2						
	732	2				2			2	2						
	733	12	12			12	2	2	12	12	12				12	6.641
	734	24	18	6		24	23	14	24	23	9	2	2		14	2.500
	735	6	1	5		6	6	7	6	6	7	2	2		5	5.600
	736	7	2	5		7	7	4	7	7	4	2	2		4	4.875
	737	4	3	1		4	4		4	4	2	2	2		2	6.666
	738	10	8	2		10	16		10	10	8	5	5		5	8.800
	739	16	8	8		16	16		16	16	1	8	8	46.62	13	5.076
	740	19	14	5		19	19	2	19	19	1	5	5	29.40	9	5.166
	741	14	9	4	1	14	3	3	13	13	3	4	4	46.75		
	742	5	3	2		5	5	4	5	5	3	3	3	31.66		
	743	5	5			5	5		5	5		5	5	11.66		
	744	16	11	5		16	16		16	16		11	11	26.81	4	4.275
	745	31	15	15	1	31	15	6	30	30	4	16	16	38.50	6	6.166
	746	25	9	15	1	25	16	7	24	24	3	15	15	35.33	4	5.500
	747	22	10	12		22	4	1	26	26	2	16	16	32.87	7	6.328
	748	17	5	12		15	4	1	17	14	1	10	10	29.00	4	6.450
	749	9	6	2	1	9	9	8	8	8	8	2	2		5	5.280
	750	7	3	4		7	7	2	7	7	1	7	7		5	5.826
	751	7	3	4	2	7	3	2	7	7	14	1	1	25.83	26	1.909
	752	18	11	6	1	18	2	2	18	15	3	3	3	35.00	11	11.909
	753	10	6	3	1	10	10	1	10	9	1	3	3	45.00	5	6.100
	754	16	10	6		16	16		16	16		6	6	43.33	8	5.937
	755	5	3	2		5	5		5	5		3	3		3	4.766
	756	25	11	13	1	24	2	2	24	24	3	12	12	38.50	3	5.187
	757	21	9	12		21	2	2	21	21		12	12	40.33	6	4.850
	758	6	5	1		6	6		6	6		5	5	51.20	1	
	759	13	6	7		13	13		13	13	1	7	7	56.42	1	6.000
	760	9	5	4		9	9		9	9		5	5	33.33	5	5.400
	761	22	10	12	1	22	2	4	20	20	1	11	11	34.63	5	6.466
	762	22	9	13	1	22	2	2	22	22	1	12	12	32.55	5	5.920
	763	12	8	4		12	14	2	11	11	4	4	4	43.75	5	6.416
	764	14	10	4	1	14	14	2	13	13		4	4	46.75	7	6.400
	765	11	7	4		11	3	3	11	11	2	3	3	30.00	6	5.500
	766	20	13	7	1	20	8		18	18	1	10	10	42.80	6	6.583
	767	28	13	15		28	28		28	28		15	15	44.00	7	7.914
	768	23	10	13		23	23		23	23		11	11	41.81	7	7.000
	769	12	7	5		12	12		12	12		5	5	19.60	5	4.400
	771	21	6	15		21	21		21	21		14	14	34.14	2	

<sup>1</sup>For renter - occupied dwelling units and vacant nonseasonal not dilapidated units, for rent.  
<sup>2</sup>For owner - occupied dwelling units and vacant nonseasonal not dilapidated units, for sale only.

Table 3.—CHARACTERISTICS OF HOUSING FOR BLOCK AREAS, BY BLOCKS: 1950—Con.

Block area	Block	All dwelling units by occupancy and tenure					All dwelling units by condition and plumbing facilities			Occupied dwelling units			Contract monthly rent <sup>1</sup>		Value <sup>2</sup> of one-dwelling-unit structures	
		Total	Owner occupied	Renter occupied	Vacant non-seasonal not dilap., for rent or sale	Other vacant and non-resident	Number reporting	No private bath or dilap.	No running water or dilap.	Total	Persons per room		Number reporting	Average monthly rent (dollars)	Number reporting	Average value (dollars)
											Number reporting	1.51 or more				
E	2	5	2	2		1	5	2	2	4	4	2	2	28.00	1	
	3	5	2	3			5	4	4	5	5	3	3	16.34	2	
	4	30		30			29	24	23	30	27	11	29	23.22	1	
	5	45	2	9		1	43	31	31	11	11	4	9	19.75	1	
	6	41	10	31			41	38	21	44	44	1.5	41	15.13	1	
	7	38	8	27	3		37	29	20	35	35	9	29	20.33	6	7.928
	8	33	10	23			31	18	11	33	33	11	21	19.95	6	13.666
	10	25	11	14			25	17	16	25	25	6	14	19.57	6	8.666
	11	63	14	45	2	2	63	39	28	59	59	13	41	22.90	11	6.472
	12														5	7.500
	13	21	8	13			21	5	3	21	21	4	12	27.33	7	6.385
	14	21	12	9			21	6	2	21	21	2	8	23.00	8	4.612
	15	29	16	13			29	13	3	29	29	13	10	27.80	13	3.507
	16	31	11	19		1	31	7	2	30	30	3	17	21.52	9	3.166
	17	3	2	1			3	3	3	3	3	3	1		2	
	18	13	3	10			13	12	9	13	13	7	9	9.00	3	2.833
	19	4	1	3			4	4	4	4	4	4	1		1	
	20	10	4	6			10	6	3	10	10	5	5	15.00	1	
	21	21	11	10			20	9	4	21	21	5	8	23.25	8	4.500
	22	31	15	14	1	1	31	12	9	29	28	6	14	19.42	13	3.615
	23	21	14	6			21	12	8	20	20	6	6	21.66	10	2.900
	24	24	18	6			24	9	10	24	24	4	6	18.66	16	4.831
	25	38	23	13	2	2	38	26	10	36	36	13	12	27.00	21	5.147
	26	23	19	4			23	3	1	23	23	11	2		15	4.846
	27	24	14	9		1	23	13	7	23	23	7	5	27.60	12	4.075
	28	4	4				4	4	4	4	4	4	4		4	7.500
	29	18	9	8		1	18	12	10	17	15	3	8	32.00	7	3.187
	30	12	9	3			12	7	5	12	12	6	7	20.66	7	3.500
	31	23	13	10			23	13	10	23	23	5	12	19.50	10	4.070
	32	29	23	6			28	14	8	29	29	7	6	26.50	17	3.164
	33	8	4	4			8	4	4	8	8	2	2		3	3.100
	34	9	7	2			9	4	1	9	9	4	2		6	4.000
	35	22	11	11			22	9	2	22	22	6	9	17.44	10	4.000
	36	13	10	3			13	3	1	13	13	4	7		7	3.360
	37	22	15	7			22	9	1	22	22	4	7	31.71	14	1.625
	38	11	7	4	1		17	8	8	17	17	4	8	17.40	8	4.278
	39	14	10	4		1	14	7	2	13	13	3	5	16.00	7	3.700
	40	16	10	6		1	15	7	2	16	16	4	3	15.00	7	4.085
	41	12	10	2		1	12	7	2	11	11	4	3		10	4.450
	42	1		1			1	7	2	1	1	3	3		10	4.460
	43	8	7	1			8	3	1	8	8	1	3		6	4.500
	44	16	12	4	1		16	5	1	15	15	5	2	29.00	12	7.758
	45	8	8		1		7	5	3	7	7	3	2		5	3.300
	46	7	5	2			7	3	1	7	7	1	2		5	4.180
	47	6	4	2			6	6	1	6	6	2	2		3	4.333
	48	6	2	4		1	6	2	2	5	5	2	3	16.33	1	
	49	4	1	3			4	4	3	4	4	2	2		3	
	50	17	6	9		2	12	12	12	15	15	8	8	17.00	3	2.833
	51	8	4	4			7	7	7	7	7	4	1		4	1.400
	52	20	9	11		1	19	19	16	20	20	7	9	18.22	9	1.822
	53	27	19	7			26	26	18	26	26	14	4	10.00	12	2.683
	54	13	9	4		1	12	11	11	10	10	4	1		5	1.140
	55	24	15	9		2	24	24	21	22	22	10	3	14.66	13	2.138
	56	24	19	5			24	24	21	24	24	14	3	15.00	14	1.835
	57	17	12	4			17	16	13	16	16	9	9		9	1.855
	58	27	21	3		1	27	21	17	24	24	13	3	35.66	17	2.364
	59	14	8	6		1	14	5	3	13	13	2	4	30.00	5	5.900
	61	5	4	1			5	3	1	5	5	1	1		4	10.650
	62	14	12	2		1	14	14	14	13	13	4	1		11	3.090
	63	9	7	2		1	9	8	7	8	8	4	4		7	4.900
	65	3	1	2			3	3	3	3	3	2	1		3	
	67	11	7	4			10	8	2	11	10	2	2	17.33	6	5.500
	68	9	7	2			9	4	1	9	9	3	3		6	3.083
	69	16	11	5	1		16	12	2	15	15	6	5	31.00	9	2.400
	70	13	10	3			13	1	2	13	13	4	3	31.66	9	4.500
	71	8	8				8	4	3	8	8	1	8		8	4.100
	72	10	9	1			10	1	1	10	10	1	1		9	3.711
	73	13	7	6			13	3	3	13	13	2	6	33.50	7	5.000
	74	12	11	1		1	12	3	3	11	11	2	1		11	3.218
	75	22	16	6			22	6	1	22	22	4	3	25.00	11	5.372
	76	16	12	4			16	3	1	16	16	3	3	36.66	12	5.083
	77	25	20	4		1	24	12	5	24	23	8	4	21.25	18	4.583
	78	32	23	9			31	18	9	32	31	7	7	29.28	20	3.935
	79	20	14	6		1	18	5	3	18	18	6	4	26.00	13	5.192
	80	17	11	6		1	17	2	2	16	16	1	10	37.00	10	5.530
	81	16	14	2			16	16	2	16	16	1	14		14	6.000
	82	23	16	7			23	4	2	23	23	1	6	36.50	11	4.590
	83	26	14	12			26	13	8	26	26	9	11	13.54	9	5.166
	84	15	8	7			15	4	1	15	15	3	7	31.00	7	5.214
	85	21	18	3			21	4	1	21	21	2	6	38.33	15	3.333
	86	21	13	8			20	5		21	21	7	7	23.14	6	2.666
	87	16	11	5			15	5	1	16	16	5	5	25.40	10	3.200
	88	27	14	13			27	13	3	27	27	5	12	26.00	11	2.363
	89	24	11	13			24	13	7	24	24	8	13	18.53	9	3.566
	90	19	12	5		1	18	7	3	17	17	6	6	20.50	11	2.827
	91	43	27	16			43	23	17	43	43	13	16	21.31	26	3.269
	93	29	5	24		1	29	21	14	27	26	8	22	17.22	3	3.666
	94	28	13	15		2	27	6	2	26	26	5	12	28.83	10	4.170

<sup>1</sup>For renter - occupied dwelling units and vacant nonseasonal not dilapidated units, for rent.  
<sup>2</sup>For owner - occupied dwelling units and vacant nonseasonal not dilapidated units, for sale only.

HOUSING—BLOCK STATISTICS

Table 3.—CHARACTERISTICS OF HOUSING FOR BLOCK AREAS, BY BLOCKS: 1950—Con.

Block area	Block	All dwelling units by occupancy and tenure					All dwelling units by condition and plumbing facilities			Occupied dwelling units			Contract monthly rent <sup>1</sup>		Value <sup>2</sup> of one-dwelling-unit structures		
		Total	Owner occupied	Renter occupied	Vacant non-seasonal not dilap., for rent or sale	Other vacant and non-resident	Number reporting	No private bath or dilap.	No running water or dilap.	Total	Persons per room		Occupied by non-white	Number reporting	Average monthly rent (dollars)	Number reporting	Average value (dollars)
											Number reporting	1.51 or more					
E	95	35	11	24					35	35							
	96	23	16	7					23	23	7	18	22	20.50	8	3,875	
	97	50	4	44		2			50	35	17	9	7	24.57	16	3,893	
	98	46	6	40					46	29	13		43	19.13	2		
	99	38	19	19					38	17	7		39	30.48	1		
	100	75	5	69		1			73	68	22		18	21.55	9	6,100	
	101	56	10	45		1			53	43	14		67	13.76	3	6,000	
	102	36	5	29		2			33	25	9	1	41	17.07	6	7,333	
	103	27	2	23		2			26	25	8		22	16.10	1		
	104	11	2	9					11	9	5		9	15.59			
	105	11	2	9					11	8	3		8	23.88			
	108	3		3					3	3	1		3	19.37	2		
	109	13		13					12	11	1	1	3	31.66			
	110	14		14					14	14	3		13	16.69			
	112	16		16					16	14	4	1	15	17.00			
	113	36		28	1	1			36	30	12	1	29	15.73			
	114	21	4	17					20	15	6	1	17	19.55	2		
	115	35		34		1			34	34	1		17	18.58	3	7,833	
	116	24	7	17		1			24	14	15		34	11.44			
	117	22	9	11		2			24	14	4	4	17	21.11	6	3,883	
	118	21	10	11					22	19	2	8	11	15.72	8	6,000	
	119	18	7	10		1			19	14	4	10	8	21.80	7	7,142	
	120	14	6	8					16	16	2	4	8	16.62	5	3,580	
	121	16	9	7					14	7	5	2	8	23.50	6	4,866	
	122	16	11	5					16	4	1		7	26.85	6	5,083	
	123	5	2	3					5	2	4		4	18.00	10	5,450	
	124	15	10	5					5	2	1		3	35.00	2		
	125	17	8	9					13	2	5		5	27.40	5	5,166	
	126	12	5	7					17	9	3	1	8	31.62	6	6,800	
	127	12	9	3					12	2	2		7	35.71	4	6,750	
	128	14	7	7					12	2	3		3	42.66	7	6,500	
	129	17	9	8					14	3	1	1	7	26.71	6	7,250	
	130	9	5	4					16	2	1		8	29.00	8	8,425	
	131	23	13	10					9	5	3		3	28.66	4	8,250	
	132	22	12	9		1			23	10	2	10	7	26.50	3	5,333	
	133	18	11	7					21	5	1	8	8	37.12	8	5,812	
	134	17	13	4					17	2	2		7	37.57	9	4,566	
	135	16	13	1		2			16	2	1		2	64.91	12	6,491	
	136	21	12	6	1	2			15	2	3	1	1	68.63	11	6,863	
	137	14	12	2		2			21	4	3	1	6	39.50	8	6,400	
	138	24	18	4		2			13	7	1		2	53.60	10	5,360	
	139	2							14	2	1	1	6	38.33	18	4,572	
	140	8	8						22	4	1		6	6.26	6	6,266	
	141	9	9						8	4	1		9	4.04	9	4,044	
	142	12	10	2					9	2	1		2	4.04	6	3,110	
	143	8	7	1					12	4	4		1	3.75	6	3,750	
	144	12	8	4					8	3	2		3	18.00	6	2,783	
	146	11	5	5		1			10	2	2		3	20.00	4	1,625	
	147	14	9	3		2			10	4	4		3	15.33	8	3,000	
	148	5		5					14	7	6		5	13.20			
	150	17	6	7		4			5	4	4		5	13.20			
	151	11	4	7					14	14	11		4	6.25	5	2,680	
	152	13	5	7		3			11	4	3	2	7	30.28	3	6,833	
	153	13	6	7					12	9	4	1	4	33.25	4	2,125	
	154	9	7	2					13	7	2	1	4	13.25	5	7,600	
	155	9	5	4					8	4	1		5	10.80	10	8,000	
	156	13	9	4					9	6	3		3	20.00	4	5,625	
	157	2							13	3	3		4	51.25	5	4,040	
	158	7	5	2					7	3	1		2	4.74	5	4,500	
	159	4	3	1					7	1	1		2				
	160	9	8	1					4	1	4		4				
	161	18	11	7					9	1	3		7	5.42	7	5,428	
	162	15	10	5					7	7	2		5	34.60	7	5,842	
	163	16	13	3					18	18	1		3	41.66	9	6,944	
	164	21	8	13					15	15	1		2	7.66	12	7,666	
	165	19	13	6					16	16	1	1	13	34.53	4	7,250	
	166	31	7	23					21	3	1		6	26.16	9	14,244	
	167	21	8	12		1			19	5	1		3	6.25	3	6,333	
	168	6	5	5		1			30	3	3		23	35.13	5	7,600	
	169	12	6	5		1			21	5	3		11	37.72	3	7,600	
	170	14	7	7		1			6	3	1		5	10.90	5	10,900	
	171	18	10	8					12	6	1		5	51.66	3	5,166	
	172	20	7	13					7	1	1		2				
	173	13	6	7					9	1	3		6	36.33	6	8,583	
	175	15	13	1		1			18	5	2		8	34.37	9	7,333	
	176	12	6	6					18	1	2		7	28.76	2		
	177	13	7	5					13	3	2		4	31.14	4	5,375	
	178	19	3	15					15	1	1		1	81.66	12	8,166	
	179	22	11	10		1			12	6	1	1	6	42.33	4	4,800	
	180	21	9	12		1			13	3	5		5	30.00	4	3,000	
	181	24	7	16		1			18	6	4		15	20.26	2	2,026	
	182	12	1	11					17	17	8		7	28.28	2	2,828	
	183	9	1	8					20	14	4		12	30.83	5	4,100	
	184	32	2	25		4			24	19	1	1	14	30.42	4	6,375	
	185	10		10					12	12	2		11	17.09	1		
	186	9	1	7					9	9	4		8	23.87	1		
	188	7		7		1			29	27	2	2	23	21.73	1		
	189	3	1	2					10	10	5		10	27.40			
	190	4	1	3					9	8	4		7	24.57			

<sup>1</sup>For renter - occupied dwelling units and vacant nonseasonal not dilapidated units, for rent.  
<sup>2</sup>For owner - occupied dwelling units and vacant nonseasonal not dilapidated units, for sale only.

Table 3.—CHARACTERISTICS OF HOUSING FOR BLOCK AREAS, BY BLOCKS: 1950—Con.

Block area	Block	All dwelling units by occupancy and tenure					All dwelling units by condition and plumbing facilities			Occupied dwelling units			Contract monthly rent <sup>1</sup>		Value <sup>2</sup> of one-dwelling-unit structures	
		Total	Owner occupied	Renter occupied	Vacant non-seasonal not dilap., for rent or sale	Other vacant and non-resident	Number reporting	No private bath or dilap.	No running water or dilap.	Total	Persons per room		Number reporting	Average monthly rent (dollars)	Number reporting	Average value (dollars)
											Number reporting	1.51 or more				
E	196	5		5		5	5	5	5	5	1	5	5.60			
	198	16		16		15	15	12	16	16	9	16	17.43			
	201	6		6		6	6	2	6	6	2	6	42.33			
	202	6		6		6	6	6	6	6	3	5	19.40			
	208	20		20		18	18	17	20	19	6	17	26.76			
	209	10		10		10	9	9	10	10	8	10	31.50			
	212	34		29		32	26	10	34	34	5	29	29.68	3	7333	
	213	17		24	1	17	17	5	27	27	8	23	25.52	1		
	214	22	5	16		22	12	8	21	21	2	16	21.75	3	7500	
	215	27	10	17		27	16	7	27	26	3	15	28.86	7	3628	
	216	10	4	6		10	3	1	10	10	4	6	7.00	3	7000	
	217	14	4	10		14	2		14	14	1	8	34.25	2		
	218	19	9	9	1	19	5		18	18	8	10	35.30	4	5000	
	219	24	6	18		24	2	1	24	24	4	16	32.50	1		
	220	18	4	14		18	2		18	18	1	11	35.90	1		
	221	19	6	12	1	19	7		18	18	3	12	38.41	1		
	222	34	6	24	1	32	14	8	32	32	6	23	31.39	2	8400	
	223	19	6	13		19	2		19	19	2	12	41.58	5	8400	
	224	19	4	15		19	5	1	26	26	3	20	40.30			
	225	27		22		26	5		19	19	2	20	40.30			
	226	18	2	16		18	13	11	18	18	5	16	36.00	2		
	227	18		17	2	18			15	15	7	7	45.00	2	7666	
	228	30	13	22	1	30	8	4	29	29	5	21	41.42	1		
	229	16	4	12		16	3	1	16	16	7	7	50.85	1	9636	
	230	11	4	7		10	1	2	11	11	3	7	48.33	3	10700	
	231	15	7	7	1	15	4	4	14	13	3	10	40.28	5	10150	
	232	11	10	1		8			11	11	1	3	45.00	10	6833	
	233	10	4	6	1	10	7		9	9	1	3	45.00	3	8400	
	234	7	4	3		7	3		7	7	2	3	44.33	4	7285	
	235	10	8	2		10			10	10		2		7		
	236	16	12	4		16			16	16	2	4	38.75	11	7618	
	237	6	4	2		6	2	1	6	6	2	2	44.00	5	4400	
	238	6	4	2		6	3	1	6	6	2	2	26.25	4	2625	
	239	2		2		2			2	2		2				
	240	2		2		2			2	2		2				
	241	12	80	41	2	121	98	78	121	120	47	38	19.94	59	4157	
	242	10	2	8		10	1		10	10	6	8	34.37	1		
	243	12	9	3		12	12	6	12	12	5	3	26.66	9	2466	
	244	2		2		2			2	2		1		7	2485	
	245	12	9	2	1	11	11	4	11	11	7	1				
	246	15	9	4	2	11	11	7	13	12	6	3	11.66	8	2812	
	247	16	9	4		16	16	13	16	16	6	6	17.83	7	1642	
	248	14	5	8	1	14	14	11	13	13	7	8	13.12	4	2100	
	249	14	6	8		14	14	13	14	14	8	7	16.28	4	1550	
	250	11	7	4		11	10		11	11	7	4	10.00	6	6216	
	251	14	9	3	2	14	14	8	12	12	3	2	2	5	2100	
	252	18	10	7	1	17	15	15	17	17	6	6	17.16	5	2760	
	253	14	5	7	2	14	14	13	12	12	6	7	25.85	4	1875	
	254	15	5	9	1	14	7	6	14	14	5	9	35.11	4	2800	
	255	7	3	4		7	2		7	7	1	4	101.25	1		
	256	7	5	2		7	1	1	7	7		2		4	5625	
	257	12	8	4		12	4	1	12	12	1	3	27.33	6	6666	
	258	20	12	7	1	20	1		19	19	6	7	43.57	11	5500	
	259	20	15	3	2	20	20	19	18	18	3	17		15	2366	
	261	1				1			1	1						
	262	10	8	1	1	10	10	7	9	9	3	1		5	1460	
	263	12	8	1	1	11	10	7	9	9	2	1		8	2050	
	264	6	4	2		6	6		6	6	1	2		4	5000	
	265	5	3	2		5	2	1	5	5		1		2		
	266	11	8	3		10	3		11	10	1	3	29.00	6	3916	
	267	11	10	1		10			11	11	4	1		9	4488	
	268	10	8	1	1	10	2		9	9	2	1		7	7071	
	269	16	9	6		16	6		15	15	7	1	44.85	4	9250	
	270	18	8	10	1	17	4	4	18	18	2	5	44.40	7	6785	
	271	12	9	3		12	2	1	12	12	3	3	21.33	8	7375	
	272	10	6	4		10	3	3	10	10	3	4	52.75	5	10400	
	273	14	10	4		14	2	1	14	14	2	4	37.50	8	7875	
	274	20	11	9		20	3	1	20	19	8	8	49.37	6	6833	
	275	12	4	6	2	11	1	1	10	10	6	4	39.66	7	7666	
	276	14	10	4		14			14	14	4	6	52.75	3	7888	
	277	17	9	8		17	5	1	17	17	1	7	33.57	7	9571	
	278	20	12	8		20	4	1	20	20	1	7	39.28	9	8444	
	279	13	6	7		12			13	13	1	7	34.42	6	9416	
	280	18	7	11		18	4	2	18	18	2	11	40.90	6	5750	
	281	26	11	14	1	25	11		25	23	2	12	39.16	8	7062	
	282	17	8	9		17	3		17	17	4	9	29.88	4	9500	
	283	19	11	8		18	6	1	19	18	3	7	29.28	6	6333	
	284	21	8	13		21	2	1	21	21	3	12	32.58	5	9200	
	285	21	6	15		19	11	5	21	21	7	15	15.73	4	5000	
	286	11	4	7		9	8	2	11	11	2	7	15.71	3	2600	
	287															
	288	59	12	42	5	59	50	38	54	54	15	44	11.36	9	3600	
	289	39	11	25	2	39	29	15	36	36	16	27	19.62	6	3750	
	290	37	6	31		37	28	27	37	37	7	31	15.80	6	7250	
	291	1				1			1	1						
	292	8		8		8	8	8	8	8	3	8	15.00			
	293	81	2	76		77	75	75	78	72	32	1	75	11.37		
	294	12		12		12	12	12	12	12	6	11	18.36			
	295	44	2	36	6	39	38	38	38	35	16	1	16.11	36		

<sup>1</sup>For renter - occupied dwelling units and vacant nonseasonal not dilapidated units, for rent.  
<sup>2</sup>For owner - occupied dwelling units and vacant nonseasonal not dilapidated units, for sale only.

## HOUSING—BLOCK STATISTICS

Table 3.—CHARACTERISTICS OF HOUSING FOR BLOCK AREAS, BY BLOCKS: 1950—Con.

Block area	Block	All dwelling units by occupancy and tenure					All dwelling units by condition and plumbing facilities			Occupied dwelling units				Contract monthly rent <sup>1</sup>		Value <sup>2</sup> of one-dwelling-unit structures	
		Total	Owner occupied	Renter occupied	Vacant non-seasonal not dilapidated, for rent or sale	Other vacant and non-resident	Number reporting	No private bath or dilap.	No running water or dilap.	Total	Persons per room		Occupied by non-white	Number reporting	Average monthly rent (dollars)	Number reporting	Average value (dollars)
											Number reporting	1.51 or more					
E	297	30	1	29					30	30	1.6	1	27	20.81			
	298	40	2	38					38	38	1.9		35	23.82			
	299	38		38					38	38	2.2		37	16.48			
	300	2															
	304	52		50		2			50	50	1.2		50	11.44			
	305	6	2	4					6	6			3	19.00			
	306	5	1	4					5	5			4	30.50			
	307	43	6	28	5	4			43	43			31	44.09			
	308	26	1	21	4				24	24			23	49.78		2	
	311	59		56		3			58	57			54	10.83			
	312	29	9	20					29	21			9				
	313	64		62		2			63	60			20	13.80	4	7.250	
	314	51	3	46					51	51			58	14.37			
	315	74	3	71		2			49	49			44	12.95		2	
	316	62	3	59					61	69			71	15.63		1	
	317	107	3	104					105	103			54	17.75			
	320	1							1	1			1	13.92		1	
	321	45	5	38		2			38	34			35	14.57		3	
	322	44		43					43	39			30	11.86		2	
	323	59	20	37		2			51	44			29	12.24	15	3.073	
	324	78	35	43					78	72			40	14.75	28	3.717	
	325	37	22	15					37	30			15	13.46	19	3.447	
	326	11	5	6					11	10			5	25.00	4	3.950	
	327	12	9	3					12	7			3	15.66	6	4.500	
	328	21	12	9					21	6			7	23.85	6	6.200	
	329	34	8	26					33	8			26	30.61	4	7.925	
	330	17	8	9					17	3			7	50.71	5	10.720	
	331	16	8	7					16	3			6	28.33	7	7.357	
	332	30	8	17	5				28	18			15	30.93	6	8.333	
	333	22	8	14					21	10			14	29.07	2		
	334	16	9	6	1				14	4			5	38.60	8	15.500	
	335	11	11						10				3	9.944	9	8.777	
	336	15	10	5					13				3	56.66	7	8.857	
	337	15	10	5		2			15	3			4	32.50	9	7.166	
	338	15	10	5					15				4	52.50	6	9.083	
	339	11	6	5					11	4			6	38.50	9	6.000	
	340	19	12	7					19	4			5	7.500	4	7.500	
	341	16	8	8					16	8			5	37.00	4	6.583	
	342	7	6	1					7	6			1	6.6	6	6.583	
	343	6	5	1					6	3			1	2.900	4	2.900	
	344	12	6	4		2			12	5			4	31.00	3	4.766	
	345	21	18	2		3			21	2			2	4.258	17	2.622	
	348	19	6	6	1				19	14			7	17.00	9	3.440	
	349	8	6	2					8	8			1	2.600	5	2.950	
	350	9	5	3		1			9	8			3	15.66	5	2.600	
	351	11	10	1					11	11			1	22.66	10	2.270	
	352	30	24	5		1			29	26			3	15.57	7	2.857	
	353	20	10	10					20	19			4	16.75	7	2.928	
	354	18	9	11					18	18			8	18.25	9	1.555	
	355	21	10	11					21	21			8	1.555	9	1.555	
	356	16	6	10					16	15			14	1.500	6	2.616	
	357	18	10	8					18	18			4	27.50	10	1.370	
	358	17	12	5					17	17			2	2.100	10	2.100	
	359	19	11	6		2			19	19			5	2.428	7	2.571	
	360	29	13	13	1	2			26	26			12	11.33	7	2.500	
	361	23	9	12	2				23	23			11	10.72	5	5.625	
	362	4	4						4	4			2		4		
	363	4	2	2					4	4			2				
	364	15	10	5					15	14			4	35.00	9	5.688	
	365	17	14	2		1			17	14			2		10	3.020	
	366	2															
	371	15	12	3					15	9			1		10	3.280	
	372	4	1	2		1			4	1			2		1		
	373	14	10	4					14	13			3	21.66	10	3.470	
	374	13	7	6					13	13			5	26.40	5	4.700	
	375	15	11	4					15	14			2	6.000	10	6.000	
	376	16	8	8		1			15	15			6	36.16	6	7.500	
	377	11	8	3					11	11			3	46.66	8	6.375	
	378	16	12	4					16	16			4	44.50	10	7.650	
	379	8	7	1					8	3			1		6	6.500	
	380	11	3	8					11	8			8	34.00	2		
	381	16	5	10	1				15	3			11	23.00	5	8.400	
	382	5	4	1					5	5			1	8.250	4	8.250	
	383	12	9	3					12	1			2	10.312	4	10.312	
	384	16	8	8		1			16	15			3	25.00	5	8.800	
	385	18	9	9					18	18			9	27.33	8	5.225	
	386	26	8	18					26	19			15	26.80	3	5.666	
	387	12	7	5					12	3			5	18.00	6	4.600	
	388	19	12	7		1			19	3			7	31.57	8	6.200	
	389	14	11	3					14	14			2		9	8.111	
	390	24	15	9					24	12			7	22.00	12	6.333	
	391	49	26	19	3	1			49	37			22	16.72	20	2.945	
	395	1															
	396	54		54					54	54			28	10.79			
	397	60	2	57		1			54	53			54	16.50		2	
	398	68	4	66					63	63			62	13.33		1	
	399	64	3	59		2			59	55			58	12.55			
	400	87	3	78		4			87	80			80	14.39		2	

<sup>1</sup>For renter - occupied dwelling units and vacant nonseasonal not dilapidated units, for rent.<sup>2</sup>For owner - occupied dwelling units and vacant nonseasonal not dilapidated units, for sale only.



Table 3.—CHARACTERISTICS OF HOUSING FOR BLOCK AREAS, BY BLOCKS: 1950—Con.

Block area	Block	All dwelling units by occupancy and tenure					All dwelling units by condition and plumbing facilities			Occupied dwelling units			Contract monthly rent <sup>1</sup>		Value <sup>2</sup> of one-dwelling-unit structures	
		Total	Owner occupied	Renter occupied	Vacant non-seasonal not dilap., for rent or sale	Other vacant and non-resident	Number reporting	No private bath or dilap.	No running water or dilap.	Total	Persons per room		Number reporting	Average monthly rent (dollars)	Number reporting	Average value (dollars)
											Number reporting	1.51 or more				
E	402	4	2	2		4			4	4						
	403	36	3	32		33	20	10	35	34	1		31	35.09		
	404	33	6	26	2	32	7	3	31	30	4		25	38.56		13,833
	405	25	4	20	1	25	7		24	24	7		20	38.10		
	406	2														
	408	32	6	26		27	26	21	32	32	11		22	16.50		
	409	99	3	91		95	92	87	94	92	29		89	11.76		
	410	42	2	40		37	37	32	42	41	19		39	11.94		
	411	53	11	42		53	46	37	53	51	24		42	13.73	6	2,416
	412	47	7	40		44	33	27	47	47	18	2	40	20.22	4	2,475
	416	24	4	18	1	23	22	21	22	22	10		18	11.22	4	1,675
	417	91		88	1	90	1	1	88	88	4		87	23.77		
	418	57	2	54	1	57	5	4	56	56	4		55	22.45	1	
	419	1														
	420	43	23	19		42	21	12	42	41	11		16	21.87	16	4,656
	421	16	9	6		16	6	2	15	15	2		5	30.40	7	7,628
	422	18	8	10		18	9	3	18	18	1		9	31.77	6	8,083
	423	33	11	19		33	17	6	30	30	8		18	19.16	9	7,333
	424	24	15	9		24	13	4	24	24	7		8	20.50	10	4,100
	425	7		5		7	4	2	7	7	1		4	22.50	2	
	426	32	21	11		31	13	2	32	32	9		9	27.11	14	6,392
	427	12	8	4		12			12	12	1		2		6	6,666
	428	1														
	429	15	13	2		14	3	1	15	15	1		2		13	6,076
	430	12	10	2		12	2		12	12	2		2		8	6,375
	431	34	32	2		33	1		34	34	6		2		31	5,229
	432	17	11	6		17	8	1	17	17	6		6		11	4,681
	433	24	13	11		24	20	8	24	24	14		11	31.16	11	3,545
	434	30	20	10		29	28	22	30	29	15		10	20.27	15	5,360
	435	14	13	1		14	11	6	13	13	8		13	26.10	13	2,884
	436	5	4	1		5	4	3	5	5	2		1		4	8,250
	437	4	4			4	4		4	4					4	1,900
	438	28	17	8		28	27	22	25	25	9	1	6	16.00	10	2,670
	439	951	582	284	25	909	880	714	866	849	46		223	12.82	510	21,116
	440	10	8	4		10	7	3	10	10	3		3	12.33	5	5,800
	441	7		1		7	5	4	7	7	2		1		5	3,914
	443	8				8			8	8						
	444	238	156	8	1	233	230	216	164	161	38	104	6	21.33	146	3,677
	445	21	10	6		20	20	19	16	16	11		6	10.33	8	1,675
	446	6	5			6	6	6	6	6	3		3		4	1,825
	447	5	5			5	5	4	5	5	2				5	3,040
	448	5	4	1		5	3	3	5	5	4		1		4	1,375
	449	3	2			3	3	2	3	3	2				2	
	450	10	8	2		10	6	5	10	10	5		2		8	6,750
	451	19	10	7		19	10	1	17	17	1		5	52.00	10	7,950
	452	21	15	4		20	1		20	19	3		3	50.00	16	5,487
	453	76	58	17		70	63	47	75	74	29		17	18.00	54	2,883
	454	54	33	21		54	48	19	54	52	28	2	16	14.75	27	2,411
	455	9	6	3		9	7	4	9	9	6		2		5	3,300
	456	12	9	3		12	7	2	12	12	1		3	25.33	9	6,277
	457	24	20	3		24	3	1	23	23	6		2		18	5,361
	458	14	13	1		14	2	2	14	14	5				11	5,390
	459	21	11	10		21	9	4	21	21	7		8	16.75	9	5,155
	460	49	31	18		49	23	10	49	48	16		18	18.00	31	5,112
	461	3	2	1		3	2	2	3	3	1		1		1	
	462	33	20	13		33	21	11	33	33	11		9	18.22	15	2,700
	463	29	17	12		28	17	14	29	28	12		10	15.20	13	3,638
	464	31	15	15		31	24	11	30	30	10		11	19.27	12	3,283
	465	24	13	11		24	10	9	23	23	2		9	15.55	7	7,257
	466	21	11	9		21	5	3	20	20	6		9	23.11	8	5,900
	467	50	23	27		48	37	27	50	50	21		20	16.85	11	4,863
	469	126	1	122	3	125	1	1	123	123	8		122	23.23		
	470	103		98		102	33	31	98	98	9		103	23.51		
	471	36	15	20		35	33	31	35	35	14		17	12.76	12	2,000
	474	6		5		6			6	6	2		5	31.00		
	475	32	4	28		32	23	19	32	32	12		28	16.50	2	
	477	76	12	62		76	64	46	74	74	24		58	11.94	4	4,625
	478	18	2	16		18	16	16	18	18	8		16	8.50		
	479	30	29	1		30	28	22	29	28	11	1	28	18.07		
	480	55	2	53		55	55	54	55	53	31		42	12.35		
	481	3	2	1		3	2	2	3	3	1		1		2	
	483	25	7	17		25	2	2	24	24	1		17	46.17		
	484	50	1	42	1	49	27	13	43	43	3	1	44	30.04	1	
	485	51	12	33		49	16	11	45	45	6		32	38.31	4	9,250
	486	96	12	78		82	24	12	90	79	5		70	40.45	6	13,833
	487	41	10	26		41	13	3	36	36	5		30	40.66	6	15,666
	488	131	10	118		129	114	102	128	127	58	1	112	12.55	6	8,500
	489	35	8	24		35	23	3	32	32	7		23	16.39	4	6,925
	490	51	2	49		49	44	35	51	51	21		48	15.37	1	
	491	21	3	18		19	18	11	21	19	8		15	16.66		
	492	59	1	58		59	55	55	59	59	36		58	8.10		
	493	41	1	40		40	39	34	41	41	10	2	38	10.94	1	
	494	1														
	495	85	3	79	2	77	11	10	82	82	9		79	22.84	1	
	496	91	6	81	3	91	15	8	87	87	9		83	22.77	4	4,800
	497	22		22		22	22	21	22	22	11		21	16.23		
	498	45	27	18		45	36	33	44	44	4		25	13.12	10	8,300
	499	79	19	47	2	77	63	40	76	76	23		42	16.09	16	4,562

<sup>1</sup>For renter - occupied dwelling units and vacant nonseasonal not dilapidated units, for rent.  
<sup>2</sup>For owner - occupied dwelling units and vacant nonseasonal not dilapidated units, for sale only.

HOUSING—BLOCK STATISTICS

Table 3.—CHARACTERISTICS OF HOUSING FOR BLOCK AREAS, BY BLOCKS: 1950—Con.

Block area	Block	All dwelling units, by occupancy and tenure					All dwelling units by condition and plumbing facilities			Occupied dwelling units			Contract monthly rent <sup>1</sup>		Value <sup>2</sup> of one-dwelling-unit structures		
		Total	Owner occupied	Renter occupied	Vacant non-seasonal not dilap., for rent or sale	Other vacant and non-resident	Number reporting	No private bath or dilap.	No running water or dilap.	Total	Persons per room		Number reporting	Average monthly rent (dollars)	Number reporting	Average value (dollars)	
											Number reporting	1.51 or more					Occupied by non-white
E	500	43	22	20		1	43	28	17	42	42	15		17	1529	15	2446
	501	44	21	23	1		44	33	20	43	43	11		22	1600	13	2169
	502	41	16	25		2	40	32	21	39	38	11		21	1604	11	1481
	503	47	23	24			47	34	19	47	47	11		22	1431	16	2088
	504	50	24	24		2	49	41	28	48	48	11		20	1675	11	1650
	505	40	23	16		1	40	27	16	39	39	11		14	1628	20	2030
	506	28	11	17			25	17	7	28	27	11		15	2233	11	4045
	507	8	5	1			5	1	1	5	5			1		3	5000
	508	5	2														
	509	56	40	15	1		53	45	29	55	54	31		14	1435	33	2648
	510	27	14	12		1	27	25	21	26	26	17	1	11	1372	10	1940
	511	30	13	15		4	28	25	14	26	25	13		11	4115	8	2675
	512	17	5	11		4	17	17	4	17	17	2	1	13	4323	10	5500
	513	10	1	5		1	15	7	5	13	13	3		13	2900	6	6666
	514	15	10	3	1	1	15	11	1	13	13	2		2		2	
	515	3	2	1			3	1	1	3	3	2		1		2	
	516	2					2			2	2	2					
	517	2					2			2	2	2					
	519	10	7	2		1	10	10	9	9	9	7		7		7	2200
	520	20	13	5		2	17	17	14	18	18	9		3	1433	12	1691
	521	20	11	8		1	19	19	16	19	19	9		6	1350	5	2020
	522	9	5	4			9	9	9	9	9	4		2		4	1425
	523	5	4	1			5	5	5	5	5	1		1		1	4125
	524	2	1	1	3	3	2	2	1	1	1	1		1	4741	4	4000
	525	3	2	1	1		3	3	3	3	3	4		4	4625	20	5480
	526	1	1				1	1	1	1	1	1	5	1		4	2225
	527	1	1		2	2	1	1	1	1	1	1		1	4391	2	2107
	528	1	1			10	1	1	1	1	1	1		1	1616	2	1944
	529	1	1			3	1	1	1	1	1	1		1	1575	9	1583
	530	1	1				1	1	1	1	1	1		1	1671	6	
	531	1	1				1	1	1	1	1	1		1		6	
	532	1	1				1	1	1	1	1	1		1		4	2375
	533	1	1				1	1	1	1	1	1		1	1600	4	1383
	534	1	1				1	1	1	1	1	1		1	4000	4	7000
	535	1	1				1	1	1	1	1	1		1	3950	1	
	536	1	1				1	1	1	1	1	1		1	1325	15	2213
	537	1	1				1	1	1	1	1	1		1		4	2875
	538	1	1				1	1	1	1	1	1		1	1100	4	1783
	539	1	1				1	1	1	1	1	1		1		2	2375
	540	1	1				1	1	1	1	1	1		1	2192	3	3078
	541	1	1				1	1	1	1	1	1		1	1654	8	4375
	542	1	1				1	1	1	1	1	1		1		8	
	543	1	1				1	1	1	1	1	1		1		8	
	544	1	1				1	1	1	1	1	1		1	1833	8	3625
	545	1	1				1	1	1	1	1	1		1	1500	2	4300
	546	1	1				1	1	1	1	1	1		1	2500	2	2500
	547	1	1				1	1	1	1	1	1		1	1424	1	3464
	548	1	1				1	1	1	1	1	1		1	2585	1	2055
	549	1	1				1	1	1	1	1	1		1	1700	1	2615
	550	1	1				1	1	1	1	1	1		1	1593	1	3335
	551	1	1				1	1	1	1	1	1		1	1316	1	4400
	552	1	1				1	1	1	1	1	1		1	1346	1	8350
	553	1	1				1	1	1	1	1	1		1	1509	1	
	554	1	1				1	1	1	1	1	1		1		2	
	555	1	1				1	1	1	1	1	1		1	1200	1	
	556	1	1				1	1	1	1	1	1		1	946	1	
	557	1	1				1	1	1	1	1	1		1	1247	1	
	558	1	1				1	1	1	1	1	1		1	1848	1	
	559	1	1				1	1	1	1	1	1		1	1333	1	2200
	560	1	1				1	1	1	1	1	1		1	1692	1	
	561	1	1				1	1	1	1	1	1		1	1242	1	
	562	1	1				1	1	1	1	1	1		1	1842	1	
	563	1	1				1	1	1	1	1	1		1	1436	1	
	564	1	1				1	1	1	1	1	1		1	1235	1	
	565	1	1				1	1	1	1	1	1		1	1073	1	20800
	566	1	1				1	1	1	1	1	1		1		4	8250
	567	1	1				1	1	1	1	1	1		1	3347	3	8166
	568	1	1				1	1	1	1	1	1		1	3604	3	9500
	569	1	1				1	1	1	1	1	1		1	3500	3	13800
	570	1	1				1	1	1	1	1	1		1	4685	5	
	571	1	1				1	1	1	1	1	1		1	4143	2	
	572	1	1				1	1	1	1	1	1		1	3860	7	10071
	573	1	1				1	1	1	1	1	1		1	4200	5	6700
	574	1	1				1	1	1	1	1	1		1	3910	1	
	575	1	1				1	1	1	1	1	1		1	3537	4	14375
	576	1	1				1	1	1	1	1	1		1	4864	3	15000
	577	1	1				1	1	1	1	1	1		1		4	
	578	1	1				1	1	1	1	1	1		1	3347	4	8250
	579	1	1				1	1	1	1	1	1		1	3604	3	9500
	580	1	1				1	1	1	1	1	1		1	3500	3	13800
	581	1	1				1	1	1	1	1	1		1	4685	5	
	582	1	1				1	1	1	1	1	1		1	4143	2	
	583	1	1				1	1	1	1	1	1		1	3860	7	10071
	584	1	1				1	1	1	1	1	1		1	4200	5	6700
	585	1	1				1	1	1	1	1	1		1	3910	1	
	586	1	1				1	1	1	1	1	1		1	3537	4	14375
	587	1	1				1	1	1	1	1	1		1	4864	3	15000
	588	1	1				1	1	1	1	1	1		1		4	
	589	1	1				1	1	1	1	1	1		1	3347	4	8250
	590	1	1				1	1	1	1	1	1		1	3604	3	9500
	591	1	1				1	1	1	1	1	1		1	3500	3	13800
	592	1	1				1	1	1	1	1	1		1	4685	5	
	593	1	1				1	1	1	1	1	1		1	4143	2	
	594	1	1				1	1	1	1	1	1		1	3860	7	10071
	595	1	1				1	1	1	1	1	1		1	4200	5	6700

<sup>1</sup>For renter - occupied dwelling units and vacant nonseasonal not dilapidated units, for rent.

<sup>2</sup>For owner - occupied dwelling units and vacant nonseasonal not dilapidated units, for sale only.

Table 3.—CHARACTERISTICS OF HOUSING FOR BLOCK AREAS, BY BLOCKS: 1950—Con.

Block area	Block	All dwelling units by occupancy and tenure					All dwelling units by condition and plumbing facilities			Occupied dwelling units			Contract monthly rent <sup>1</sup>		Value <sup>2</sup> of one-dwelling-unit structures	
		Total	Owner occupied	Renter occupied	Vacant non-seasonal not dilap., for rent or sale	Other vacant and non-resident	Number reporting	No private bath or dilap.	No running water or dilap.	Total	Persons per room		Number reporting	Average monthly rent (dollars)	Number reporting	Average value (dollars)
											Number reporting	1.51 or more				
E	5996	20	11	9			18	13	7	20	20	7	9	13.55	8	2412
	5997	28	18	9	1		26	23	8	27	26	12	7	14.42	12	2333
	5998	25	13	10		1	25	22	20	23	23	12	5	25.44	11	1281
	5999	14	7	7	1	1	14	13		14	14	7	5	12.80	3	2200
	6000	53	28	25			53	50	30	53	53	28	19	13.21	20	2275
	6001	32	17	15			31	30	20	32	32	16	13	16.15	13	1769
	6002	11	3	6	1	1	11	11	1	11	11	4	6	14.16	3	3333
	6003	27	15	12			27	22	18	27	27	11	11	15.27	12	2375
	6004	12	5	6		1	11	9	8	11	11	4	4	18.75	5	2980
	6005	12	11	1			12	8	6	12	12	6	1		9	2511
	6006	13	7	4		2	13	13	6	11	11	5	4	15.50	5	3200
	6007	27	22	4		1	26	25	21	26	26	17	4	11.50	17	2105
	6008	7	6	2			6	7	5	6	6	2	2		3	2200
	6009	6	4	2			6	4	2	6	6	2	2		3	3100
	610	11	10			1	11	10	9	10	10	2	2		9	6500
	611	7	3	3		1	7	7	5	6	6	2	2		3	1500
	614	20	5	6	2	2	20	20	20	11	11	9	4	12.00	4	925
	615	8	4	2		2	8	8	8	6	6	4	3		3	866
	616	29	15	10	1	3	29	29	26	25	24	13	10	13.90	13	2192
	617	11	7	4			10	1		11	11	1	4	43.50	7	6857
	619	2					6	1		6	6		1		5	5200
	621	6	5	1			7	1		7	7	2	5	41.00	1	
	622	7	1	6			7	1		6	6	2	5	12.15	5	2268
	623	107	61	33	1	12	104	98	80	94	90	52	33	31.62	51	
	624	16	4	11	1		16	11	11	15	15	3	8	26.00	1	4840
	625	24	17	5	1	1	24	10	8	22	22	3	5	23.25	15	
	626	6	1	4		1	6	4	2	5	5	4	4		1	
	627	28	22	1	2	3	27	26	16	23	23	11	1		21	2728
	628	22	16	5		1	20	17	12	21	20	10	5	16.40	14	2250
	629	26	19	7			26	22	16	26	26	11	5	18.00	16	2262
	630	34	24	8		2	34	28	22	32	32	16	6	17.16	16	1950
	631	24	16	8			23	19	15	24	24	12	6	13.50	16	1587
	632	39	20	17	1	1	37	35	22	37	36	17	16	14.87	21	1514
	633	48	32	16			47	44	34	48	47	23	13	12.61	26	1711
	634	8	4	4			8	8	7	8	8	8	3	11.00	4	1175
	635	21	16	5			21	19	7	21	21	9	2		14	2128
	636	31	15	16			30	27	16	31	31	17	15	18.00	9	1722
	637	32	21	11			29	25	16	32	32	16	10	17.10	16	900
	638	32	18	14			24	24	11	32	32	15	10	12.50	14	1242
	639	36	14	22			36	32	16	36	36	19	13	17.84	14	2928
	640	45	17	27	1	1	45	40	27	44	44	21	24	14.54	16	2750
	641	80	43	34	2	2	80	64	40	77	77	27	34	17.44	36	2375
	642	81	33	46		2	81	73	56	79	79	32	39	16.56	22	4090
	643	32	15	17			32	27	23	32	32	11	16	14.50	11	4218
	644	67	3	63	1		66	4	1	66	66	10	64	24.62	2	
	646	78		77	1		77			77	77	3	75	25.94		
	647	112		106	6		111	3	1	106	106	10	109	21.46		
	648	1														
	650	1														
	651	1														
	652	55	13	42			54	44	40	55	55	23	40	11.30	5	2500
	653	13	2	11			13	10	6	13	13	5	10	16.50	1	
	654	28	3	24	1	1	28	22	17	27	27	22	22	15.95		
	655	16	6	10			16	10	1	16	16	2	10	38.50	3	9333
	656	2														
	657	18	5	11	2		18	6	2	16	16	9	9	49.88	3	11000
	658	12	6	5	1		12	11	11	11	11	1	4	44.50	5	10140
	659	20	5	14	1		20	3	3	19	19	3	15	45.40	1	
	660	5		5			4	3	1	5	4	5	5	46.40		
	661	4	2	2			4	1		4	4		2		2	
	662	31	2	24	2	3	30	29	23	26	23	8	22	13.45	1	
	663	13	1	12			13	10	10	13	13	7	11	11.63	1	
	664	11	1	10			11	10	7	11	11	7	10	13.40	1	
	665	47	22	25			47	36	29	47	47	22	24	12.25	17	1282
	667	103	1	100	2		103	1		101	101	3	101	25.21	1	
	668	64		63	1		64	1	1	63	63	15	63	24.76		
	669	91	13	76		2	90	28	23	89	88	24	73	23.36	9	11222
	670	49	14	30	1	4	49	40	37	44	44	24	24	14.08	8	3625
	671	47	15	28		4	47	42	29	43	43	23	23	14.00	10	3020
	672	70	30	40			70	61	42	70	70	32	35	15.14	19	3684
	673	65	36	25		4	65	56	38	61	61	32	22	14.13	28	3571
	675	39	24	14		1	39	34	19	38	38	12	12	15.58	18	2666
	676	27	19	8			27	27	15	27	27	16	7	10.42	11	1863
	677	18	8	10			15	14	10	18	18	8	8	13.50	6	1433
	678	85	46	32	2	5	82	70	35	78	77	35	24	15.25	34	1661
	679	13	9	3		1	13	11	6	12	12	9	2		7	2928
	681	15	9	5	1		15	12	3	14	13	6	6	16.83	7	2828
	682	30	20	5		1	30	29	18	29	29	17	9	15.33	18	1555
	683	19	12	5		2	19	17	15	17	17	6	4	15.50	11	1790
	684	14	5	8		1	13	12	10	13	13	9	8	14.62	3	1366
	685	8	4	3		1	8	7	5	7	7	2	2		4	1550
	686	19	13	6			19	18	16	19	19	4	4	11.75	10	990
	687	14	11	3			14	14	12	14	14	2	2		9	1455
	688	16	8	6		2	13	11	8	14	14	8	5	18.00	5	1760
	689	33	28	5			33	27	16	33	33	10	5	15.80	24	3250
	690	31	26	2		3	31	31	17	28	28	17	2		24	2683
	691	39	29	10			39	29	20	39	39	11	9	15.88	27	4388
	692	51	32	14	3	2	51	45	11	46	46	13	13	13.69	25	2628
	693	50	33	11	4	2	50	40	6	44	44	25	13	13.53	31	3019

<sup>1</sup>For renter - occupied dwelling units and vacant nonseasonal not dilapidated units, for rent.  
<sup>2</sup>For owner - occupied dwelling units and vacant nonseasonal not dilapidated units, for sale only.

HOUSING—BLOCK STATISTICS

Table 3.—CHARACTERISTICS OF HOUSING FOR BLOCK AREAS, BY BLOCKS: 1950—Con.

Block area	Block	All dwelling units by occupancy and tenure					All dwelling units by condition and plumbing facilities			Occupied dwelling units			Contract monthly rent <sup>1</sup>		Value <sup>2</sup> of one-dwelling-unit structures	
		Total	Owner-occupied	Renter-occupied	Vacant non-seasonal not dilap., for rent or sale	Other vacant and non-resident	Number reporting	No private bath or dilap.	No running water or dilap.	Total	Persons per room		Number reporting	Average monthly rent (dollars)	Number reporting	Average value (dollars)
											Number reporting	1.51 or more				
E	694	82	48	27	2	5	81	76	53	75	75	43	25	14.08	40	3,332
	695	40	32	4		4	40	39	29	36	36	17	3	11.33	30	3,003
	696	35	29	4		2	35	35	23	33	33	16	4	18.50	26	2,903
	697	14	10	4			12	12	11	14	13	4	3	10.00	8	1,712
	698	16	14	2			15	12	8	16	16	6	1		13	1,561
	699	14	12	2			13	13	9	14	13	6	2		8	1,450
	700	16	13	3			15	15	10	16	16	9	2		10	1,720
	701	14	11	3			14	11	7	14	14	7	3	14.00	9	1,333
	702	12	9	3			12	12	9	12	12	3	3	12.66	9	1,166
	703	9	8	1			9	8	8	9	9	5	1		8	1,687
	704	20	10	9		1	18	15	15	19	19	7	8	15.12	8	1,450
	705	21	11	7	1	2	20	16	13	18	18	10	6	12.66	9	2,655
	706	19	14	5			19	19	9	19	19	8	5	10.80	10	1,510
	708	73	43	29		1	71	51	19	72	69	28	25	13.52	33	2,648
	709	1														
	710	15	10	4		1	14	12	9	14	13	4	4	11.75	9	3,677
	711	44	20	21		3	43	35	17	41	41	21	16	15.18	12	2,708
	712	22	9	12		1	22	21	5	21	21	9	12	17.50	8	3,312
	713	62	29	26		7	62	53	31	55	55	27	21	14.71	24	4,179
	715	57	44	12		1	57	42	30	56	56	24	5	12.00	38	3,513
	716	38	19	18		1	38	29	26	37	37	16	7	14.00	14	2,892
	717	48	24	24			48	35	30	48	48	17	19	15.47	15	3,193
	718	19	6	13			19	17	17	19	19	9	12	10.00	5	1,840
	719	23	8	15			23	23	22	23	23	14	12	8.41	4	1,300
	720	9	2	7			9	5	5	9	9	3	6	24.50		
	721	25	10	14		1	25	20	18	24	23	10	14	9.42	6	2,666
	722	37	25	12			37	31	24	37	36	23	12	24.75	23	3,817
	723	21	4	17			21	14	7	21	21	6	16	23.37	3	3,333
	724	34	1	32		1	34	34	27	33	32	14	32	16.87		
	725	20	14	6			20	20	20	20	20	14	4	37.50	13	7,076
	726	30	16	14			28	7		30	30	1	10	45.30	12	6,625
	727	28	8	19		1	28	11	1	27	27	4	19	29.36	4	15,875
	728	8	7	1			8	1	1	8	8	8	1		7	5,228
	729	7	3	4			6	4	4	7	7	1	4	34.00	3	4,666
	730	4	1	4			4	4	4	3	3	3	1		2	
	731	12	8	4	1		12	3	3	12	12	4	4	37.50	7	5,285
	732	5	3	2			5	2	2	5	4	3	2		1	
	733	11	2	8		1	11	4	1	10	10	5	6	22.33	1	
	734	47	22	25			46	41	11	47	47	22	23	9.47	18	1,433
	735	40	26	12	2		38	17	1	38	38	16	12	16.00	21	4,566
	736	20	6	14			20	20	13	20	20	8	11	9.36	2	
	737	1														
	738	12	6	6			12	12	12	12	12	4	4	13.25	3	2,200
	739	19	4	13	2		19	18	9	17	17	10	15	18.66	3	2,500
	740	16	9	5	1	1	15	13	8	14	14	10	4	18.00	7	2,500
	741	56	33	23			55	44	16	56	53	23	21	16.09	24	3,437
	742	11	1	10			10	4	1	11	11	7	10	15.40	1	
	743	24	15	9			23	21	15	24	24	14	8	15.37	12	4,425
	744	13	6	7			13	9	9	13	13	6	6	13.00	5	4,000
	745	23	4	18		1	20	20	20	22	21	15	15	13.06	1	
	746	35	18	17			35	30	17	35	35	15	13	15.92	16	2,593
	747	46	25	19		2	46	45	36	44	44	30	9	14.00	24	2,029
	748	25	11	13		1	25	22	19	24	24	14	11	9.90	10	2,430
	749	38	26	11		1	36	33	30	37	35	23	7	8.28	24	2,120
	750	20	13	7			20	18	10	20	20	12	5	8.60	10	1,740
	751	7	5	2			6	5	4	7	6	2	2		4	1,175
	752	7	6	7			7	4	4	7	7	2	1		6	1,300
	753	9	5	4			8	8	4	9	9	4	4	18.25	5	2,020
	754	12	5	6		1	12	11	9	11	11	9	5	12.60	5	1,680
	755	9	7	2			9	9	3	9	9	7	2		7	2,271
	756	11	10	1			11	9	7	11	11	6	8		8	1,637
	757	38	27	4		7	37	36	28	31	31	14	3	26.33	27	2,992
	758	38	33	4		1	37	35	19	37	37	18	4	20.00	32	3,000
	760	16	13	3			16	15	9	16	16	6	2		13	3,000
	761	3	3				3	3		3	3				3	6,166
	762	49	38	9	1	1	44	44	34	47	47	21	6	10.83	31	1,993
	763	39	25	8	4	2	35	34	25	33	33	17	9	16.11	17	2,064
	764	122	85	29	5	3	115	110	89	114	112	74	25	13.16	75	2,154
	765	20	12	8			20	20	3	20	20	3	7	39.28	10	4,720
	766	58	46	9	2	1	57	16	5	55	55	8	9	120.77	37	6,575
	767	15	14	1			15	2	2	15	15		1		12	6,108
	768	15	12	3			15	2	2	15	15	2	2		12	6,325
	769	17	14	3			17	2	2	17	17	2	3	50.00	14	5,664
	770	11	1	1		1	9	6	2	10	10	3	1		8	4,387
	771	6	5	1			6	2	2	6	6	3	1		4	3,500
	774	6	5	1			6	6	6	6	6	6	1		5	2,440
	775	7	3	3		1	6	6	6	6	6	6	1		3	800
	776	19	15	4			19	8	8	19	17	4	1		9	4,944
	779	16	14			2	16	13	5	14	14	4	6		9	3,357
	781	14	9	4		1	13	13	9	13	13	7	2		8	1,562
	782	11	3	5		3	10	9	6	8	8	3	3	11.66	1	1,980
	783	15	7	6			12	12	9	13	13	6	3	18.33	5	2,228
	784	14	10	4		2	11	9	9	14	14	6	3	10.00	7	2,228
	785	7	7				7	4	1	7	7	4	7		7	1,214
	786	12	9	3			11	10	5	12	12	9	8		8	1,650
	787	24	18	6			23	22	16	24	24	14	5	12.00	17	1,429
	788	12	7	5			12	11	11	12	12	8	4	12.50	7	1,757

<sup>1</sup>For renter-occupied dwelling units and vacant nonseasonal not dilapidated units, for rent.  
<sup>2</sup>For owner-occupied dwelling units and vacant nonseasonal not dilapidated units, for sale only.

Table 3.—CHARACTERISTICS OF HOUSING FOR BLOCK AREAS, BY BLOCKS: 1950—Con.

Block area	Block	All dwelling units by occupancy and tenure					All dwelling units by condition and plumbing facilities			Occupied dwelling units			Contract monthly rent <sup>1</sup>		Value <sup>2</sup> of one-dwelling-unit structures	
		Total	Owner occupied	Renter occupied	Vacant non-seasonal not dilap. for rent or sale	Other vacant and non-resident	Number reporting	No private bath or dilap.	No running water or dilap.	Total	Persons per room	Occupied by non-white	Number reporting	Average monthly rent (dollars)	Number reporting	Average value (dollars)
E	790	6	5	1		6	5	3	6	6	2				3	1,266
	791	13	11	2		13	13	11	13	13	9			2	11	1,190
	792	6	1	2		6	6	4	3	3				2	1	
	793	37	24	11		34	34	31	35	35	21			7	20	1,850
	794	16	6	10		16	16	13	16	16	12			7	3	3,966
	795	64	33	30	1	64	58	34	63	62	36			10	17	2,694
	796	22	11	11		21	20	12	22	22	12			10	11	2,490
	797	44	20	22		40	37	31	42	41	22			16	13	1,900
	798	17	7	10		17	14	5	17	17	10			7	5	1,960
	799	23	10	12		21	21	18	22	22	11			10	10	1,810
	800	7	2	5		7	7	6	7	7	3			4	2	
	801	8	5			8	7	7	5	5	2				5	2,080
	802	2														
	803	11	9	1		11	11	8	10	10	2	10		1	7	1,871
	804	6	4	2		5	5	5	6	6	1	6		2	3	966
	805	4	4			4	4	3	4	4		4			4	1,675
	806	5	5			5	5	5	5	5	2	5			5	780
	807	6	4	2		5	5	5	6	6	1	5		2	4	1,375
	808	11	7	4		10	8	7	10	9	2	10		3	7	1,414
	809	5	1	3		5	5	5	5	5	3	5			1	
	810	11	8	3		11	11	11	11	11	3	10		3	7	1,314
	811	22	13	6		22	21	18	19	19	3	16		5	13	1,792
	812	3	2	1		3	3	3	3	3		3			2	
	813	12	9	2		12	12	12	11	11	3	11		1	9	1,344
	814	1														
	815	13	9	3		12	5	5	12	12	4	2		2	8	6,237
	816	16	11	5		15	3	2	16	16	2			5	10	6,250
	817	9	9	3		9	9	9	9	9				2	7	7,357
	818	18	9	9		18	3	3	18	17	3			7	5	7,340
	821	15	10	4		15	15	15	14	14	9			2	9	1,765
	822	14	12	2		14	14	14	14	14	9			3	10	1,190
	823	11	6	4		11	11	6	10	10				2	5	2,040
	825	224	173	43	1	223	165	151	216	214	100			34	163	3,253
	826	16	8	6		15	15	14	14	14	8			5	9	1,533
	827	18	6	11		18	18	18	17	17	9			9	5	1,620
	828	14	9	5		14	14	13	14	14	9			4	9	1,655
	830	3	3			3	3	1	3	3					2	
	834	13	8	5		13	11	1	13	13	2			4	4	11,000
	835	5	4	1		5	5	4	5	5		4		1	4	2,550
	836	5	4			5	5	5	4	4	1			4	4	700
	837	7	4	2		7	6	5	6	6	2	6		2	3	2,533
	838	5	3	2		5	5	5	5	5	1	4		2	3	2,800
	841	18	14	4		18	18	17	18	18	7	17		4	14	1,600
	842	1														
	843	3	3			3			3	3					3	9,333
	844	11	11			11	11	10	11	11	6			2	11	2,290
	845	8	6	2		8	8	8	8	8	3			2	6	1,850
	846	16	10	5		16	16	16	15	15	9			3	9	1,766
	847	17	13	4		17	17	16	17	17	9			4	13	2,446
	848	15	10	5		15	15	15	15	15	10			3	10	1,550
	849	6	4			6	6	6	4	4	2				4	1,425
	850	9	3			9	9	8	7	7	6			3	2	
	851	15	14	1		15	15	15	15	15	14			1	11	1,500
	852	7	7			7	7	7	7	7	5				7	1,528
	853	6	4	2		6	6	6	6	6	2				3	1,333
	854	14	10	3		14	14	14	13	13	8			3	10	1,590
	855	6	3	3		6	6	6	6	6	3			3	3	1,333
	856	5	2			5	5	4	4	4	2				2	
	857	15	1													
	858	5	1	3	1	5	5	5	4	4	3			3	1	1,300
F	1	30	9	20		25			29	29	2			19	4	10,250
	2	40	16	22	1	39		4	38	34	1			23	12	7,483
	3	15	9	6		15			15	15				5	6	8,333
	4	31	9	20		29		1	29	27				19	6	10,583
	5	54	25	28		52		3	53	52	1			29	15	8,066
	6	28	10	15		25		2	25	24				15	6	8,866
	7	33	13	20		33		1	33	32				19	7	7,500
	8	35	9	20		34		3	33	32				10	3	8,166
	9	35	9	20		34		1	34	33				11	6	10,916
	10	68	26	41	1	63		6	67	65	2			41	17	13,341
	11	41	24	16		28		2	40	38				14	15	9,220
	12	17	7	10		15		1	14	14	1			7	3	16,666
	13	13	2	11		13		8	14	14				15	19	7,331
	14	11	1	10		11		3	11	11	6			23	6	7,750
	15	15	12	3		15		2	15	15				13	7	10,785
	16	19	11	8		19		1	19	19	4			10	4	17,750
	17	17	11	6		17		8	19	19				57	10	5,430
	18	39	16	21		39		5	37	37	2			20	11	4,445
	19	44	11	30		44		3	41	41	2			29	6	3,766
	20	66	23	35	5	63		3	58	58	2			40	17	3,594
	21	4	1	3		4		2	4	4	1			3	1	2,133
	22	2														
	24	7	2	5		6		5	7	7	2			5	1	12,60
	25	8	2	6		8		3	8	8	3			5	2	2,600
	26	38	17	20		37		7	37	37	1			16	12	16,93
	27	46	20	24		42		13	44	43	2			22	14	2,535

<sup>1</sup>For renter - occupied dwelling units and vacant nonseasonal not dilapidated units, for rent.  
<sup>2</sup>For owner - occupied dwelling units and vacant nonseasonal not dilapidated units, for sale only.

HOUSING—BLOCK STATISTICS

Table 3.—CHARACTERISTICS OF HOUSING FOR BLOCK AREAS, BY BLOCKS: 1950—Con.

Block area	Block	All dwelling units by occupancy and tenure					All dwelling units by condition and plumbing facilities			Occupied dwelling units			Contract monthly rent <sup>1</sup>		Value <sup>2</sup> of one-dwelling-unit structures		
		Total	Owner occupied	Renter occupied	Vacant non-seasonal not dilapidated, for rent or sale	Other vacant and non-resident	Number reporting	No private bath or dilap.	No running water or dilap.	Total	Persons per room		Occupied by non-white	Number reporting	Average monthly rent (dollars)	Number reporting	Average value (dollars)
											Number reporting	1.51 or more					
F	28	113	67	44		2	108	92	45	111	111	56		41	121.4	56	2,883
	29	17	6	11			17	17	14	17	17	8		10	95.0	6	1,716
	31	106	86	19		1	103	91	31	105	105	46		15	184.6	81	2,432
	32	28	24	4			28	27	20	28	28	20		4	125.0	20	2,030
	33	52	23	25		4	50	47	37	48	48	32		2	160.9	19	1,957
	34	75	66	6	1	4	74	66	20	72	72	35		2	194.0	63	2,936
	36	13	11	1	1		12	1	1	12	12	7		1	62.90	11	6290
	37	29	20	6		3	28	28	2	26	26	7		1	225.0	18	3,650
	38	44	36	5	3		44	31	2	41	41	15		7	207.1	33	3,790
	39	18	8	5	2		18	18	14	14	14	8		8	141.2	6	1,950
	40	15	7	8			14	14	11	15	13	8		6	158.3	6	2,000
	41	12	7	5			11	9	8	12	12	8		5	106.0	6	3,500
	42	122	74	42	2	4	119	102	51	116	116	57		3	1,484	63	2,490
	43	19	12	4		3	19	15	14	16	16	5		7	115.6	8	3,437
	44	25	14	8		3	22	14	9	20	20	12		7	127.1	9	3,300
	45	40	15	25			39	29	13	40	40	22		2	140.0	8	2,625
	46	32	16	16			32	24	4	32	32	22		1	197.6	12	2,466
	50	8		8			8		4	8	8	2		1	231.2	6	5,750
	51	21	8	11		2	21	7	4	19	19	10		9	342.0	6	5,750
	52	24	14	10			24	1	1	24	24	3		9	226.8	12	6,750
	53	2															
	54	38	22	16			38	16	2	38	38	10		2	230.0	16	7,218
	55	61	30	30		1	61	10	2	60	60	9		2	351.0	27	5,481
	56	6	5				6			6	6	5		1	560	5	5,600
	57	44	24	18		2	44	20	14	42	42	9		5	180.0	21	4,214
	58	27	16	10		1	27	12	7	26	26	9		5	190.0	12	4,041
	59	4	3	1			4	1	1	4	4	3		5	86.0	2	2,200
	60	7	2	5			7	7	7	7	7	3		4	225.0	2	2,200
	62	10	3	7			9	7	6	10	10	3		9	203.8	11	5,436
	64	27	13	14			26	10	1	27	27	13		1	324.2	6	7,000
	65	22	7	15			22	11	3	22	22	4		14	195.6	12	4,833
	66	28	15	13			28	14	6	28	28	10		12	231.1	17	4,795
	67	43	24	19			43	21	5	43	43	12		1	62.50	6	6,250
	68	7	6	1	1		8			7	7	2		2	490.0	12	8,325
	69	8	6	1			8			7	7	2		3	550.0	6	1,416.6
	70	27	14	12	1		27	2	2	26	26	12		3	431.2	14	9,285
	71	11	8	3			11			11	11	8		8	454.5	12	10,583
	72	24	15	9	2		24	2	2	24	24	3		1	390.5	3	8,633
	73	48	15	31			48	6	1	46	46	3		1	466.1	7	10,357
	74	27	8	19			19	1		27	27	1		4	460.0	4	7,875
	75	23	10	13			23	5	1	23	23	1		5	445.0	5	7,700
	76	11	6	5			11	16	2	11	11	1		5	430.0	8	9,062
	77	15	10	5			15	2	2	15	15	1		5	572.0	8	12,625
	78	16	11	5	1		16	13	2	15	15	1		1	493.6	7	8,142
	79	13	8	5			13	2	1	13	13	1		1	220.4	20	6,015
	80	27	12	11	3	1	27	26	9	27	27	13		2	226.5	5	3,500
	82	52	27	25			52	18	5	52	52	4		1	244.0	8	3,500
	84	27	4	23			27	5	3	27	27	4		5			
	85	14	9	5			14			14	14						
	87	1					1			1	1						
	88	23	20	2	1		21	4	2	22	22	6		3	320.0	20	3,880
	91	9	7	2			9	9	6	9	9	4		3	241.6	6	2,416
	92	9	5	3	1		7	7	6	8	8	3		1	280.0	5	2,800
	94	5	4	1			5	3	3	5	5	1		1	1,500	3	1,500
	95	8	6	2			8	8	6	8	8	2		1	3,400	2	3,400
	96	18	15	2			18	17	17	17	17	12		1	1,680	13	1,680
	97	5	5				5	3	3	5	5	1		2	2,700	5	2,700
	98	9	6	3			9	2	2	9	9	1		2	4,600	4	4,600
	99	6	4	2			6	2	2	6	6	2		4	3,500	2	3,500
	100	40	23	6	11		40	6	2	29	29	7		4	575.0	23	6,456
	101	6	4			2	6	5	2	4	4	2				4	4,125
	102	8	8				8	8	5	8	8	5				8	1,387
	103	6	5	1			6	5	5	6	6	1		1	216.0	5	2,160
	104	7	7				7	7	4	7	7	3				3	3,925
	105	17	13	2	1		15	15	7	16	16	3		4	1,375	12	2,833
	106	18	14	4			18	17	10	18	18	8		2	239.2	14	2,392
	107	5	4	1			5	4	2	5	5	1		3	316.6	3	3,166
	108	37	17	19		1	36	36	36	36	36	12		1	159.2	12	2,266
	109	23	6	17			22	20	19	23	23	13		1	98.1	4	5,000
	110	44	26	18			43	27	17	44	44	16		5	156.4	26	3,507
	111	58	33	24	1		55	47	27	57	57	19		3	193.1	27	2,722
	112	43	30	17	1	1	45	34	18	47	47	11		3	208.5	21	3,190
	113	43	23	17	2	1	38	9	2	40	40	5		2	285.5	17	5,117
	114	34	8	4	2	3	32	5	29	32	32	24		4	278.0	65	5,332
	115	7	2	5			7	3	3	7	7	1		2		1	
	117	10	5	4			10	3	1	10	10	1		3	303.6	4	3,863
	118	25	14	10	1		24	13	4	24	24	3		1	368.0	12	6,900
	119	25	14	11			25	8	2	25	25	7		10	226.0	10	4,180
	120	28	16	12			28	11	2	28	28	3		10	243.0	13	3,769
	121	8	4	4			8	3	1	8	8	1		4	207.5	3	6,833
	122	33	12	20	1		30	10	4	32	32	9		20	254.5	6	4,000
	123	45	14	30		1	44	44	42	44	44	19		2	155.9	7	3,142
	124	10	6	1			10	18	18	19	19	6		1	5.41	6	6,250
	125	10	10				10	10	10	10	10	2		2		9	3,444
	126	2	1	4		1	2	1	5	2	2	1		4	260.0	16	3,225
	127	2	2				2			2	2						
	128	2					2			2	2						
	129	4					4	4		4	4					3	1,800
	131	3	1			2	3			1	1						

<sup>1</sup>For renter-occupied dwelling units and vacant nonseasonal not dilapidated units, for rent.  
<sup>2</sup>For owner-occupied dwelling units and vacant nonseasonal not dilapidated units, for sale only.

Table 3.—CHARACTERISTICS OF HOUSING FOR BLOCK AREAS, BY BLOCKS: 1950—Con.

Block area	Block	All dwelling units by occupancy and tenure					All dwelling units by condition and plumbing facilities			Occupied dwelling units				Contract monthly rent <sup>1</sup>		Value <sup>2</sup> of one-dwelling-unit structures	
		Total	Owner occupied	Renter occupied	Vacant non-seasonal not dilap., for rent or sale	Other vacant and non-resident	Number reporting	No private bath or dilap.	No running water or dilap.	Total	Persons per room		Occupied by non-white	Number reporting	Average monthly rent (dollars)	Number reporting	Average value (dollars)
											Number reporting	1.51 or more					
F	133	11	8	1		2	11	6	2	9	9	6					
	134	25	14	10	1		25	11	2	24	24	4	10	59.20	8	4,787	
	136	1															
	137	3	3				3	1	1	3	3	1			2		
	138	9	5	3		1	8	5	3	8	8	3	3	43.33	3	2,666	
	139	1															
	140	1															
	141	23	16	7			23	13	5	23	23	5	7	24.28	14	3,500	
	142	29	21	7		1	29	18	5	28	28	6	6	25.50	20	3,325	
	143	25	4	21			25	21	17	25	25	9	5	17.25	16		
	144	35	14	19		2	34	31	30	33	33	14	15	17.46	9	2,666	
	146	17	8	3			15	11	6	17	17	7	8	14.75	6	5,000	
	147	3	3	5		1	3	3	3	8	8	5	5	4.540	3	6,666	
	148	3	3	3		2	3	3	1	3	3	7	10	29.20	16	3,093	
	149	40	17	14		2	40	10	4	40	40	7	8	24.37	24	2,991	
	150	40	29	11			40	10	4	39	39	9	11	15.63	20	4,415	
	151	44	27	12		3	41	19	12	44	44	10	10	16.00	14	2,664	
	152	27	20	10			27	19	4	27	27	15	12	17.00	10	1,780	
	153	28	14	13		1	28	22	6	27	27	5	5	17.60	10	1,810	
	154	28	18	7			28	16	6	19	19	5	7	15.71	30	2,670	
	155	46	37	9		1	46	37	11	46	46	16					
	156	53	43	10			51	46	18	53	53	22	9	15.00	39	1,725	
	157	93	67	22		4	91	79	42	89	87	45	1	15.10	62	2,451	
	158	1															
	160	6	2	3		1	6	3	2	5	5	2	1		2		
	161	20	17	3			20	2		20	20	2	3	53.33	17	5,247	
	162	19	14	3		2	19	3		17	17	3	3	39.33	12	6,458	
	163	28	21	7			28	11		28	28	6	6	45.33	16	4,250	
	164	20	14	6			20	15	10	20	20	11	4	15.25	13	3,192	
	165	20	18	2			18	17	12	20	20	9	2		12	1,750	
	165	71	63	8			65	55	24	71	71	31	8	17.37	55	2,776	
	166	17	10	6		1	17	11	4	16	16	8	6	13.50	8	2,312	
	167	32	17	13		2	31	20	2	30	30	11	14	22.78	15	2,313	
	168	22	10	11			22	16	10	21	21	6	9	10.00	6	2,100	
	169	38	17	17		1	38	14	4	34	33	6	17	23.58	13	3,707	
	170	37	23	13		1	36	8	2	36	36	4	12	28.83	23	3,639	
	171	22	10	12			22	7	4	22	22	4	11	24.63	9	3,544	
	173	6	4	2			6	2	2	6	6	1	2		4	5,000	
	174	15	6	6			15	6	2	15	15	5	6	30.16	7	4,428	
	175	6	4	4			6	2	1	6	6	3	3	16.66	2		
	176	21	2	17			19	4	2	21	21	4	17	26.35	4	4,625	
	177	25	12	11		1	24	8	4	23	22	2	10	30.20	6	4,666	
	178	22	11	8		1	21	2	4	21	21	2	8	32.37	23	4,978	
	179	40	39	27		2	39	21	9	39	39	7	21	33.52	26	4,596	
	180	9	6	3			9	6	4	9	9	1					
	181	9	6	3		3	9	6	20	9	9	15	29	26.65	51	4,647	
	182	7	7	7			7	7	1	7	7	7	10	28.75	8	4,775	
	183	38	11	11		1	37	19	30	37	37	9	8	28.40	25	4,184	
	184	19	12	5		1	18	19	2	19	19	1	12	32.91	2	5,333	
	185	12	7	7			12	2	2	12	12	1	4	30.50	7	4,028	
	186	21	13	8			21	5	1	21	21	3	4	16.75	11	4,418	
	187	16	8	7		1	16	2		15	15	3	5	36.60	6	5,466	
	188	23	13	10			18	5		23	23	3	9	28.44	10	3,410	
	189	10	8	1		1	10	10	1	18	18	3	8	20.62	9	4,611	
	190	11	10				11			11	11	1	10		10	4,350	
	191	2															
	192	31	18	13			30	8	1	31	31	4	13	28.46	15	5,033	
	193	22	10	10		1	22	15	10	22	22	3	10	25.00	17	4,500	
	194	20	11	7		3	17	2	10	17	17	1	7	19.28	11	3,600	
	195	14	11	3		7	14	5	5	14	14	7	3	21.66	14	1,928	
	196	27	16	10		1	26	23	13	26	26	17	9	16.66	16	2,500	
	198	27	19	7		1	27	12	8	26	26	6	6	42.00	16	4,850	
	199	20	10	8		2	20	4		18	18	11	7	49.28	10	5,320	
	200	13	6	6			13	4		19	19	6	12	9.500	12	6,858	
	201	20	20	7		1	20	2	2	27	27	1	18	14.66	18	2,405	
	202	33	15	17			33	19	5	32	32	8	12	25.80	12	3,166	
	203	15	13	7		1	15	11	7	15	15	8	2		11	3,236	
	204	16	16				16	15	4	16	16	9	14		14	1,664	
	205	2															
	206	34	19	14		1	34	16	7	33	33	4	12	35.83	11	4,727	
	207	21	14	3		4	21	5	4	17	17	1	3	31.66	11	4,636	
	208	22	14	8			22	5		22	22	4	8	22.25	12	3,850	
	210	7	7				7			7	7	1	7		7	4,785	
	211	16	14	2			16	2	1	16	16	2	2		13	5,307	
	212	13	7	5		1	12	2		12	12	5	5	32.00	7	5,514	
	213	13	6	4			13	2	1	11	11	4	4	25.50	6	5,550	
	214	13	6	4			13	7		16	16	9	11	81.63	4	5,300	
	215	1				8	1			3	3	1	2				
	216	14	14				14	4		14	14	7	7	42.42	5	5,260	
	217	14	14				14	4		14	14	1	1		7	4,857	
	218	25	16	8		1	24	5		24	24	4	9	39.11	13	5,461	
	219	25	13	10		2	24	7	1	23	23	4	9	27.77	12	5,475	
	220	19	13	4		1	18	11	17	18	18	5	37	21.16	115	3,993	
	222	17	11	6			16	3		17	17	7	5	35.60	8	3,887	
	223	18	10	8			18	8	3	18	18	1	7	19.28	6	5,333	
	224	15	14	1			14	1		15	15	1	1		11	6,436	
	225	10	10				10	1		10	10	7	7		7	7,500	
	226	30	19	9		2	30	1	1	28	28	1	8	35.00	14	6,335	
	227	23	18	4		1	23	2		22	22	4	4	53.25	15	7,433	

<sup>1</sup>For renter - occupied dwelling units and vacant nonseasonal not dilapidated units, for rent.  
<sup>2</sup>For owner - occupied dwelling units and vacant nonseasonal not dilapidated units, for sale only.

Table 3.—CHARACTERISTICS OF HOUSING FOR BLOCK AREAS, BY BLOCKS: 1950—Con.

Block area	Block	All dwelling units by occupancy and tenure					All dwelling units by condition and plumbing facilities			Occupied dwelling units				Contract monthly rent <sup>1</sup>		Value <sup>2</sup> of one-dwelling-unit structures	
		Total	Owner occupied	Renter occupied	Vacant non-seasonal not dilap., for rent or sale	Other vacant and non-resident	Number reporting	No private bath or dilap.	No running water or dilap.	Total	Persons per room		Occupied by non-white	Number reporting	Average monthly rent (dollars)	Number reporting	Average value (dollars)
											Number reporting	1.51 or more					
F	228	14	10	4		14	1		14	14	1		4	30.00	9	6,666	
	229	28	23	5		28			28	28			5	45.60	20	6,125	
	230	18	15	3		18	3		18	18	2		3	36.66	13	5,361	
	231	1															
	232	3		5		3	5	3	3	5	4		2				
	233	5	1	4		5	1		5	3			1		1		
	234	8	4	3		8	1		7	7			2		2		
	235	3	2	6		3	2		3	3	3		6	50.33	26	4,126	
	236	1															
	237	8	6	1		7	6	2	7	7			1		5	2,280	
	238	10	4	2		10	4		6	6	2		1		3	4,266	
	239	19	15	2	1	19	7	2	17	17	4		2		15	5,233	
	240	12	7	3		11	2	1	10	10	1		2		3	3,066	
	241	9	7	2		8	8		9	9			1		7	6,857	
	242	20	17	3		20	20		20	20	3		2	56.33	15	8,166	
	243	27	23	4		27	27		27	27	4		4	50.00	22	8,522	
	244	12	10	2		12	12		12	12			2		9	7,888	
	245	29	23	6		29	29		29	29	1		6	48.00	22	7,959	
	246	24	17	6	1	24	23		23	23			7	53.57	13	8,615	
	247	14	13	1		14	2		14	14	2		1		11	9,354	
	248	20	15	5		19	3	2	20	19	1		4	43.75	12	7,166	
	249	14	13	1		13	2	1	14	14	2		1		13	6,230	
	250	13	6	5	1	13	6		11	11	2		5	38.00	5	4,600	
	251	13	7	5		13	6	3	13	12	3		5	17.00	4	4,000	
	252	5	4	1	1	4	4		4	3			4		4	4,275	
	253	12	4	7		11	6		12	11	3		7	32.57	1		
	254	4	4			4	4		4	4	1		1		4	4,675	
	255	17	9	7	1	17	2	1	16	16	4		5	24.00	7	3,928	
	256	3	2	1		3	2	9	3	3	1		4	25.00	2	3,208	
	257	29	20	8	1	29	19	4	29	29	4		9	32.22	15	6,366	
	258	28	20	8		28	3		28	28	6		7	32.85	16	7,562	
	259	21	18	2		21	1	5	21	21	4		10	31.50	4	5,500	
	260	24	18	6		24	3		24	24			6	39.16	14	6,142	
	261	6	4	2		6	1	1	6	6			3		2		
	263	18	15	3		18	6		18	18	3		3	58.33	15	7,293	
	264	15	15			15	15		15	15			4		15	8,133	
	265	11	7	4		11	10		11	10			4	49.00	7	8,285	
	268	27	19	6		27	25	2	25	25	6		6	55.50	17	9,882	
	269	27	22	5		27	3		25	25	3		3	71.66	21	9,623	
	272	27	18	9		27	7		27	27	18		18	47.66	9	6,866	
	273	26	21	5		26	3		26	26			5	51.60	21	7,433	
	274	19	12	7		19	3	1	19	19	1		7	42.14	10	4,710	
	275	2	2			2	1	1	3	3			2				
	277	1															
	278	15	11	4		15	5	1	15	15	3		4		10	4,400	
	279	7	4	3		7	2	1	6	6			4		2		
	280	22	18	4	1	22	2		22	22	1		18	20.00	10	6,460	
	281	23	19	4		23	1	1	22	22			3	52.66	15	9,866	
	282	33	21	12	1	33	1	1	23	23			2	70.00	21	7,190	
	283	30	24	6		30	2	1	30	30	6		6	57.33	24	7,895	
	284	31	16	15	7	30	10		24	24			6	43.66	15	7,686	
	286	32	22	10		32	1	1	34	34	2		11	64.00	17	7,088	
	287	19	17	2	1	19	1		19	19			1		15	7,240	
	290	10	10			10	10		10	10			3		10	7,670	
	291	6	4	2		6	5		5	5			3	55.00	1		
	292	17	13	4		17	1		17	17	4		4	26.25	12	2,858	
	293	8	5	3		8	1		8	8	2		3	48.33	4	4,750	
	294	11	7	4		11	5		11	11	1		4	32.50	5	5,200	
	295	10	7	3		10	10		10	10			1		7	4,614	
	296	11	5	6	1	9	5	2	10	10	2		5	20.20	5	3,400	
	297	8	5	3		7	2		8	8			2		5	3,580	
	298	11	6	5	1	11	2		10	10	1		4	22.00	5	6,200	
	299	11	4	7		11	9		11	10			2		6	6,666	
	300	16	13	3		15	7	6	15	15	3		2		13	4,853	
	301	8	5	3		8	8		8	8	2		3	25.66	3	6,166	
	302	15	9	6		15	5	2	15	15	3		5	28.20	5	3,800	
	303	13	12	1		13	13		13	13	2		1		11	5,000	
	304	13	11	2		13	5	1	13	13	4		1		10	3,300	
	305	10	8	2		10	10		10	10	3		1		7	3,728	
	306	15	6	9	1	15	4		14	14	2		8	27.12	4	4,850	
	307	10	5	5		10			9	9	2		4	24.50	5	3,100	
	308	23	22	1	3	23	1		23	23	5		24	35.29	6	4,250	
	309	13	10	3		13	11	4	13	13	5		2		7	2,942	
	310	6	3	3		6	5		6	6	3		3		3	2,233	
	311	6	4	2		6	1	1	6	6			2	20.00	4	2,375	
	312	9	4	5		8	2		9	9	1		4	48.75	5	4,300	
	313	18	14	4		17	2		18	18	3		4	36.25	12	3,550	
	314	23	15	8		23	3		23	23	5		4	23.66	15	3,680	
	317	23	18	5		23	5	1	23	23			6		17	3,735	
	318	15	11	4		14	2		15	15	4		4	30.50	10	4,400	
	319	17	12	5	2	17	3		15	15	3		4	41.25	10	4,170	
	320	3	2	1		3	2	1	2	2					2		
	321	20	14	6	1	20	1	9	20	20	11		10	18.60	8	2,312	
	322	20	11	9		20	15		19	18			4	16.25	13	2,123	
	323	20	11	9		20	14		20	20	6		8	23.12	11	2,318	
	324	17	11	6		16	1		17	17	7		5	12.40	10	1,640	
	325	18	11	7	1	18	1		17	17	9		6	19.66	8	3,162	
	326	21	11	10		21	1	3	21	21	4		9	17.11	8	3,612	

<sup>1</sup>For renter - occupied dwelling units and vacant nonseasonal not dilapidated units, for rent.

<sup>2</sup>For owner - occupied dwelling units and vacant nonseasonal not dilapidated units, for sale only.



Table 3.—CHARACTERISTICS OF HOUSING FOR BLOCK AREAS, BY BLOCKS: 1950—Con.

Block area	Block	All dwelling units by occupancy and tenure					All dwelling units by condition and plumbing facilities			Occupied dwelling units			Contract monthly rent <sup>1</sup>		Value <sup>2</sup> of one-dwelling-unit structures	
		Total	Owner occupied	Renter occupied	Vacant non-seasonal not dilap., for rent or sale	Other vacant and non-resident	Number reporting	No private bath or dilap.	No running water or dilap.	Total	Persons per room	Occupied by non-white	Number reporting	Average monthly rent (dollars)	Number reporting	Average value (dollars)
F	327	20	17	3		20	12	1	20	20	3			15	3,520	
	328	21	15	5	1	21	13	3	20	20	5	2	2,400	13	3,600	
	329	29	16	12		26	20	8	28	27	11	10	1,440	12	4,108	
	330	17	8	8		17	11	5	16	16	8	5	2,120	4	5,875	
	331	2														
	332	32	22	10		32	5		32	32	2	9	4,156	15	6,553	
	333	28	18	8	2	28	1		26	26		10	4,630	17	7,482	
	334	28	25	3		28			28	28	3	3	6,500	24	7,741	
	335	27	24	3		27			27	27	2	2		24	7,200	
	336	37	26	10		37	3		36	36	9	9	5,088	20	7,155	
	337	22	19	3		22			22	22		3	6,333	16	6,862	
	338	24	22	2		24			24	24	2	2		21	6,742	
	339	22	13	9		21			22	22	1	8	4,462	13	6,084	
	340	31	17	14		31			31	31	3	13	4,538	17	6,470	
	341	27	20	7		27	2	1	27	27	2	7	5,214	19	6,652	
	342	14	11	3		14			14	14	1	2		11	6,909	
	343	2														
	344	31	26	4		31		1	30	30	1	4	7,275	26	7,400	
	345	38	32	2	2	37	1	1	34	33		1		30	7,216	
	346	45	38	5		45	3		43	43	2	4	7,375	31	7,100	
	347	11	8	3		11	5	3	11	11	2	2		7	6,142	
	348	7	7			7			7	7				6	9,166	
	349	26	9	16	1	26			25	25		16	5,912	9	7,633	
	350	18	10	6	1	18			16	16	1	6	5,466	8	6,875	
	351	26	20	6		26			26	26	5	5	3,420	16	7,593	
	352	32	24	7		31			31	31	7	7	4,500	20	7,190	
	353	31	18	13	1	31			31	31	1	12	3,858	12	7,916	
	354	34	17	17		34	3	8	34	34	2	15	4,586	12	6,500	
	355	33	18	15		32	1		33	31	1	14	3,957	16	8,000	
	356	17	12	5		17	2		17	17	5	5	4,200	11	6,818	
	357	29	17	12		28	24	10	29	28	9	10	1,220	9	3,022	
	358	38	22	16		36	30	14	38	37	16	13	1,707	15	2,113	
	359	27	17	10		27	19	9	27	25	8	9	1,722	12	3,958	
	360	18	6	12		17	13	9	18	18	2	12	2,816	3	3,333	
	361	22	11	10	1	21	13	2	21	21	3	9	1,700	10	3,050	
	362	16	10	6		16	5		16	16	2	5	2,700	10	4,930	
	363	30	14	15	1	29	7	1	29	29	3	14	3,278	10	4,090	
	364	3	3	1		3	1	1	3	3	1	1		1		
	365	6	6	2		6	6		6	6	3	2		4	2,350	
	366	2														
	367	2														
	370	12	8	4		12	2		12	12	2	1		8	4,462	
	371	17	11	6		17	8	2	17	17	7	5	2,120	9	3,033	
	372	38	14	24		38	27	14	38	38	7	22	2,045	12	3,666	
	373	35	16	18	1	35	23	21	34	32	8	17	2,417	12	2,744	
	374	56	29	26	1	54	29	20	55	53	11	24	2,895	26	3,865	
	375	42	19	23		42	32	13	42	42	2	16	1,575	13	2,155	
	376	42	18	24		41	36	12	42	42	2	19	1,484	13	1,588	
	377	22	18	4		22	15		22	22	2	3	1,400	16	1,806	
	378	12	7	5		12	5		12	12	1	5	3,100	7	7,857	
	381	22	18	4		22	5		22	22	4	4	3,500	16	6,562	
	382	44	23	20		43	8		43	41	3	19	3,573	11	6,818	
	383	28	19	9	1	28	1	1	28	27		8	4,175	14	8,142	
	384	27	22	5		27	20		27	27	5	5	4,620	21	7,595	
	385	31	21	9	1	30	27		30	29	9	9	4,766	17	6,852	
	386	28	28			28	8		28	28	28	28	5,275			
	390	20	20			20	1	1	20	20	1	3	2,700	19	8,394	
	391	1	1			1			1	1	2	4	4,390			
	393	41	20	21	1	41	43		41	43	4	23	4,734	12	7,875	
	394	28	21	6	1	28	27		27	27	6	6	5,000	16	6,043	
	395	31	20	11	1	31	5		31	31	10	10	4,300	16	6,937	
	396	29	24	5		29	1		29	27	1	5	3,820	22	6,227	
	397	11	23	8		31	3	1	31	31	2	5	3,900	21	8,333	
	398	66	60	6		66	90	32	66	66	4	52	1,955	46	3,571	
	399	19	10	9	1	19	9	6	19	18	8	8	2,000	9	5,077	
	400	12	8	4		12	14		12	12	3	8	2,733	8	3,387	
	401	36	14	21	1	36	28	14	36	35	5	18	3,227	10	3,740	
	402	2														
	403	2														
	404	5	6	2		8	7	6	8	8	2	1		6	2,633	
	405	7	5	1	1	7	3	3	7	6	1	1		4	4,625	
	406	54	40	12	1	54	39	38	52	52	1	13	3,500	37	3,905	
	407	22	16	6		22	22	16	22	21	10	3	2,100	12	3,275	
	408	19	17	2		19	18	16	19	19	2	2		17	2,735	
	409	3	3			3	1		3	3	1	1		2		
	411	3	20	10	1	31	20	19	30	29	5	8	1,537	12	3,383	
	412	11	11			11	15		11	14	3	3	3,933	8	5,250	
	413	12	12			12	17	3	12	12	9	9	1,911	14	2,400	
	414	22	12	10		22	17		22	17	2	5	3,600	12	5,375	
	415	24	17	5		24	24	6	23	23	6	6	3,050	15	6,500	
	416	20	18	2		20	20		20	20	1	2		15	6,600	
	417	19	19			19	15		19	19	2	2		17	7,058	
	418	30	29	1		30	30		30	30	3	3		29	7,275	
	419	19	16	3		19	1	1	19	18	1	3	3,800	14	6,857	
	420	43	36	7		43	1	1	43	40	4	7	5,500	31	6,741	
	421	13	10	3		13	13		13	13	3	3	3,933	9	7,166	
	422	23	16	6	6	22	22		16	16		14		14	7,028	
	423	14	10	2		14	14		12	12	3	3	5,266	10	5,850	
	424	35	22	13		31	31		35	33	2	13	4,976	13	7,692	

<sup>1</sup>For renter - occupied dwelling units and vacant nonseasonal not dilapidated units, for rent.  
<sup>2</sup>For owner - occupied dwelling units and vacant nonseasonal not dilapidated units, for sale only.

HOUSING—BLOCK STATISTICS

Table 3.—CHARACTERISTICS OF HOUSING FOR BLOCK AREAS, BY BLOCKS: 1950—Con.

Block area	Block	All dwelling units by occupancy and tenure					All dwelling units by condition and plumbing facilities			Occupied dwelling units			Contract monthly rent <sup>1</sup>		Value <sup>2</sup> of one-dwelling-unit structures	
		Total	Owner occupied	Renter occupied	Vacant non-seasonal not dilap., for rent or sale	Other vacant and non-resident	Number reporting	No private bath or dilap.	No running water or dilap.	Total	Persons per room		Number reporting	Average monthly rent (dollars)	Number reporting	Average value (dollars)
											Number reporting	1.51 or more				
F	425	32	30	1		1			31	31	2			25	7,420	
	426	28		1					28	28				2		
	427	22		1					22	22						
	430	44	1						44	44						
	431	44							44	44						
	432	33	3						33	33					3	6,933
	433	33	3						33	33					3	6,030
	434	18	1						18	18					1	7,295
	435	23	1						23	23					23	7,295
	436	13		11			2		11	11			11	6,790		
	437	27	2						27	27				6,850	19	7,368
	438	20							20	20				5,666	14	7,171
	439	14							14	14				5,200	14	7,050
	440	18							18	18				2,800	23	6,913
	441	10							10	10				2,800	8	6,500
	442	11							11	11				4,250	3	6,866
	443	11							11	11				2,833	15	5,633
	444	10							10	10				3,566	3	4,600
	445	18							18	18				2,625	16	3,750
	446	20	13				1		20	14	9		6	4,083	8	2,662
	447	20							20	4	2		2	2,800	15	5,900
	448	20							20	4	2		2	3,470	16	3,516
	449	20							20	3	2		2	3,700	11	3,918
	450	4							4	1	1			1,581	20	2,400
	451	4							4	3	3		1.6	3,300	3	5,133
	452	5							5	5	5		4	3,000	7	2,500
	453	1							1	1	1			2,420	4	3,250
	454	1							1	1	1			3,337	5	4,800
	455	1							1	1	1			3,337	5	4,800
	456	10		18			2		10	13	1		1	2,945	4	4,925
	457	6							6	7	1		1	2,945	4	4,925
	458	11							11	19	1		1	3,588	9	4,244
	459	11							11	1	1			3,625	10	4,440
	460	11							11	4	3		5	2,800	8	3,487
	461	11							11	2	2		7	2,814	25	4,956
	462	11							11	3	2		4	2,814	8	5,187
	463	8							8	3	3		1.7	2,475	60	5,033
	464	4							4	3	1			6,050	33	7,169
	465	2							2	2	2			6,050	20	7,460
	466	2							2	2	2			2,800	19	8,473
	467	2							2	2	2			2,800	17	7,823
	468	2							2	2	2			2,800	4	7,125
	469	2							2	2	2			7,833	24	6,945
	471	5							5	5	5			2,100	20	7,290
	472	21							21	14	7			7,033	31	7,183
	473	36							36	16	4			7,033	31	7,183
	474	14							14	14	14			5,600	13	6,846
	475	7							7	7	7			6,633	24	8,266
	476	29	25				1		29	28	28			5,600	24	8,266
	477	27	21				1		27	26	26			4,616	18	7,800
	478	22	14				1		22	18	18			7,420	14	6,985
479	23	22				2		23	23	23			2,800	22	6,881	
480	10	15						10	10	10			2,900	9	4,722	
481	15	12						15	15	15			19,666	11	4,654	
482	21	15						21	21	21			19,666	15	4,433	
483	14							14	13	13			2,800	9	3,222	
484	14							14	11	11			3,516	1	7,540	
485	5	2						5	5	5			3,257	15	4,533	
486	5							5	5	5			3,257	1	4,533	
487	39	20						39	8	6			3,850	12	4,666	
488	19	13						19	5	2			4,133	12	3,725	
489	23	10						23	7	2			3,333	7	3,942	
490	25	19						25	5	4			4,116	17	5,058	
491	16	13						16	16	16			2,800	13	8,076	
492	24	21						24	18	1			6,500	10	7,070	
493	24	21						24	18	2			6,500	20	8,315	
495	23	22						23	22	22			2,800	22	7,540	
496	7	1						7	7	7			6,616	1	7,540	
497	4	3						4	4	4			6,616	3	4,900	
498	18	17						18	18	18			5,550	17	6,917	
499	23	17						23	23	23			5,550	18	6,494	
500	11	9						11	11	11			5,740	9	7,100	
503	7	7						7	7	7			5,740	2	7,100	
504	29	27						29	29	29			2,800	27	7,685	
505	17	11						17	15	1			6,000	12	6,000	
506	17	11						17	16	5			4,240	8	10,375	
507	3	2						3	5	5			4,240	2	7,540	
508	3	2						3	3	3			4,771	25	6,880	
509	15	11						15	15	15			3,425	9	6,166	
510	17	10						17	13	1			4,800	8	4,875	
511	13	9						13	12	3			3,125	7	5,571	
512	14	8						14	14	1			4,666	8	5,562	
513	15	7						15	14	2			3,314	7	5,414	
514	7	4						7	7	7			3,566	2	7,290	
515	14	9						14	14	2			3,111	7	3,487	
516	14	9						14	8	1			3,220	4	3,000	
517	25	8						25	16	3			2,976	3	7,266	

<sup>1</sup>For renter-occupied dwelling units and vacant nonseasonal not dilapidated units, for rent.  
<sup>2</sup>For owner-occupied dwelling units and vacant nonseasonal not dilapidated units, for sale only.

Table 3.—CHARACTERISTICS OF HOUSING FOR BLOCK AREAS, BY BLOCKS: 1950—Con.

Block area	Block	All dwelling units by occupancy and tenure					All dwelling units by condition and plumbing facilities			Occupied dwelling units			Contract monthly rent <sup>1</sup>		Value <sup>2</sup> of one-dwelling-unit structures		
		Total	Owner occupied	Renter occupied	Vacant non-seasonal not dilap., for rent or sale	Other vacant and non-resident	Number reporting	No private bath or dilap.	No running water or dilap.	Total	Persons per room		Occupied by non-white	Number reporting	Average monthly rent (dollars)	Number reporting	Average value (dollars)
											Number reporting	1.51 or more					
F	518	58	28	24	5	1	58	26	3	52	52	6	26	351.1	20	457.5	
	519	20	10	10			20	16		20	20		10	268.0	5	550.0	
	520	18	7	11			18	10	6	18	18		10	271.0	2		
	521	21	12	9			21	3		21	21	4	8	425.0	9	366.6	
	522	23	16	6		1	23	9	1	22	22	1	8	370.0	14	352.1	
	523	16	14	2			16	10	2	16	16	1	1		13	425.9	
	524	22	16	4		2	22	6		20	20	1	4		16	501.8	
	525	19	16	1	1	1	19	6		17	17		4	275.0	16	615.0	
	526	17	15	2			17			17	17		2		16	615.0	
	527	18	18				18			18	18		2		14	875.0	
	528	7	5	2			7			7	7		1		4	632.5	
	529	30	22	8			30			30	30		2	67.28	21	725.7	
	530	25	22	3			25			25	24		2		21	714.2	
	531	34	33			1	34			33	33				21	714.2	
	532	12		9	3	1	11			9	9	1	12	75.00	31	77.41	
	533	10	9	1			10			10	10		1		9	75.11	
	534	26	22	3		1	26			25	25		2		20	814.0	
	535	8	8				8			8	8				8	805.0	
	536	4		4			4			4	4		3	65.00			
	537	5		4		1	5	5	3	4	4		4	15.00			
	538	87	72	11	3	1	87	1	1	83	83	4	11	77.54	71	646.6	
	539	3	3				3			3	3				3	726.6	
	540	20	20				20			20	20	1			20	708.5	
	541	21	17	3	1		21			20	20		2		17	758.8	
	542	24	2	11	11		19			13	13	2	22	75.00	22		
	543	34	32	2			33	2		34	34		2		31	788.0	
	544	23	17	4		2	23			21	21		2		17	692.1	
	545	22	17	5			22			22	22	2	4	58.00	17	612.3	
	547	6	5	1			5			6	6		4		4	650.0	
	548	18	13	5			18	7	3	18	18	7	5	21.60	12	312.5	
	549	23	10	12		1	23	4	2	22	22	4	11	40.00	6	421.6	
	550	28	13	13		2	25	1	1	26	26	3	12	462.5	9	377.7	
	551	26	15	11			26	1	1	26	26	1	11	43.27	11	576.3	
	552	19	18	1			18			19	18		1		16	746.8	
	553	19	18	1			19			19	18		1		18	612.4	
	554	35	22	13			35	12	3	35	35	6		21.92	18	351.3	
	555	39	31	7	1		39	8	4	38	38		13	290.0	25	500.4	
	557	74	60	14			74	36	15	74	73	1	5	15.66	51	340.5	
	558	69	56	11		2	68	29		67	66	2	9	47	47	435.7	
	559	10	10				10			10	10		9	26.88	10	71.70	
	560	20	17	3			20	4	2	20	20	2	2		17	550.5	
	561	28	23	5			28	14	6	28	28	8	5	29.00	21	297.1	
	562	15	6	9			15			15	15		9	47.22	2		
	563	40	28	12			39	6	3	40	40	4	12	42.00	17	502.3	
	564	18	15	3			18	2		18	18		3	37.00	14	692.2	
	565	18	17	1			18			18	18		1		17	737.0	
	566	14	13	1			14			14	14		1		13	792.3	
	567	21	17	4			20	2		21	21		4	47.50	17	702.9	
	568	22	17	5			21	2		22	22		3	46.00	17	729.4	
	569	28	28				28			28	28		1		28	729.6	
	571	24	21	3			24			24	24	3	3	55.00	21	749.5	
	572	23	16	7			22	1	1	23	23	1	7	76.42	16	752.5	
	573	5	4	1			5			5	5		1		4	712.5	
	574	3	3				3			3	3				3	683.3	
	575	12	12				12			12	12	1			11	810.0	
	576	30	26	3	1		30			29	29		3	78.33	26	773.8	
	577	21	19	1		1	21			20	20		1		18	822.2	
	580	7	6	1			7			7	7		1		6	725.0	
	581	11	7	3		1	11	2	1	10	10		2		6	700.0	
	582	11	9	2			11			11	11		2		9	743.3	
	583	14	12	2			13	4	1	14	13	3	2		9	510.0	
	584	17	12	5			15	10	2	17	17	7	5	20.80	12	378.3	
	585	7	7				7			7	7		1		7	721.4	
	587	7	6	1			7			7	7		1		6	550.0	
	588	15	14	1			15			15	15		1		13	465.3	
	589	5	4				5			4	4				4	375.0	
	590	24	12	11		1	24	4	2	23	23		11	31.09	10	580.0	
	591	28	15	11		2	27	6	1	26	25		11	35.90	10	509.0	
	592	52	34	18			52	25	15	52	52	1	13	141.5	25	430.8	
	593	85	55	29	1		84	16	1	84	83	9	28	35.57	40	525.5	
	594	10	6	3	1		10			9	9		2		4	540.0	
	595	20	14	6			19	5		20	20	1	6	57.16	13	633.0	
	596	18	12	3		3	16	1	1	15	15	1	2		11	478.1	
	597	33	24	8		1	33	11	6	32	31	4	7	32.28	23	345.6	
	598	13	12	1			13	1	1	13	13		4		12	473.3	
	599	19	15	4			19	3	1	19	19	1	4	28.75	13	611.5	
	600	7	6	1			7			7	7		1		6	583.3	
	601	15	9	5		1	13	7		14	14		4	56.25	8	433.7	
	602	6	3	3			6			6	6		2		1		
	603	29	25	3	1		29			28	28		2		24	718.7	
	604	13	12	1			13			13	12		1		12	720.8	
	605	2															
	607	22	18	3			21			21	20		3	63.33	17	770.5	
	608	21	20				21			20	20				19	817.3	
	609	4	4				4			4	4				4	725.0	
	610	5	4				5			4	4				4	747.5	
	611	22	19	3			22			22	22		3	96.66	19	720.5	
	612	21	20	1			20			21	21	2	1		20	796.5	

<sup>1</sup>For renter - occupied dwelling units and vacant nonseasonal not dilapidated units, for rent.  
<sup>2</sup>For owner - occupied dwelling units and vacant nonseasonal not dilapidated units, for sale only.

HOUSING—BLOCK STATISTICS

Table 3.—CHARACTERISTICS OF HOUSING FOR BLOCK AREAS, BY BLOCKS: 1950—Con.

Block area	Block	All dwelling units by occupancy and tenure					All dwelling units by condition and plumbing facilities			Occupied dwelling units			Contract monthly rent <sup>1</sup>		Value <sup>2</sup> of one-dwelling-unit structures	
		Total	Owner occupied	Renter occupied	Vacant non-seasonal not dilap., for rent or sale	Other vacant and non-resident	Number reporting	No private bath or dilap.	No running water or dilap.	Total	Persons per room		Number reporting	Average monthly rent (dollars)	Number reporting	Average value (dollars)
											Number reporting	1.51 or more				
F	613	17	15	1	1	17			16	16				15	7,840	
	614	24	18			24			21	21			18	7,800		
	615	10	8			10			10	10	1		8	7,562		
	616	4	4			4			4	4			4	7,875		
	617	27	21	4	1	27			25	25	1		21	7,071		
G	2	24	15	9		24	2	14	24	23	14	1	6	13	3,038	
	3	26	20	6		26	7	2	26	26	2	11	8	16	4,331	
	4	10	9	1		10			10	10			1	9	7,288	
	5	17	12	5		17	4	1	17	17			10	5,170		
	6	14	11	3		14	1	1	14	14	2	1	8	5,837		
	7	10	9	1		10			10	10			7	7,312		
	8	15	9	5	1	15	4	4	14	14			7	7,428		
	9	12	7	5		12			12	12			5	8,100		
	10	25	14	11		25		1	25	25			11	7,727		
	11	22	14	8		22			22	22	1		13	7,923		
	12	29	22	7		29	4	2	29	28	1	27	6	21	6,071	
	13	37	20	17		37	6	4	37	36	7	36	18	16	5,218	
	14	40	30	10		40	21	13	38	38	4	3	17	19	5,131	
	15	21	13	8		21	6	1	21	21			13	13	3,515	
	16	53	34	19		53	22	16	52	52	10	47	32	3,765		
	17	28	16	12		28	16	15	28	28			15	15	5,366	
	18	19	8	11		19	18	18	19	19	1	13	11	7	6,114	
	19	24	9	14		24	3	2	23	23	2	20	13	8	5,162	
	20	25	9	16		25	2	2	25	25			14	14	3,807	
	21	23	16	7		23	2	2	23	23	2	5	6	14	3,728	
	22	30	16	13		30	30	30	29	29	2	26	13	14	4,107	
	23	37	15	22		37	3	3	37	37	1	1	21	10	5,500	
	24	10	10			10	12	16	16	16	1	1	8	8	6,125	
	25	20	12	8		20	10	10	20	20			8	8	6,812	
	26	25	12	13		25	14	10	25	25	7	24	10	10	3,950	
	27	14	11	3		14	4	3	14	14			11	11	4,018	
	28	27	18	9		27	10	4	27	27	5	5	16	16	3,837	
	29	20	17	3		20	10	4	20	20			17	17	4,576	
	30	31	24	7		31	1	1	30	30	1	1	29	29	4,075	
	31	28	22	6		28	8	8	28	28	2	2	5	5	4,740	
	32	26	18	8		26	6	2	26	26			7	7	4,027	
	33	30	18	12		30	8	4	30	29	3	26	12	15	8,086	
	34	28	14	13		28	7	3	27	27	2		13	9	8,111	
	35	7	7			7			7	7			6	6	8,083	
	36	13	9	4		13	1	1	13	13	1		4	4	7,642	
	37	25	20	5		25	1	1	25	25			5	5	6,071	
	38	16	11	5		16	1	1	16	16	1		11	11	6,109	
	39	10	10			10			10	10			8	8	7,637	
	40	30	14	16		30	18	18	29	29	3	14	13	14	2,985	
	41	29	12	17		29	28	25	28	28	12	11	15	10	3,330	
	42	10	3	7		10	10	8	10	10	2	6	7	3	2,000	
	43	25	22	3		25	25	14	25	25	14	3	2	2	1,109	
	44	22	18	4		22	4	4	22	22			4	4	2,344	
	45	23	17	6		23	22	21	22	22	9	4	3	3	3,053	
	46	20	19	1		20	22	22	22	22	6	4	4	4	6,000	
	47	42	25	17	1	42	38	38	42	42	3	11	17	15	5,914	
	48	17	17			17	7	2	17	17			6	6	5,400	
	49	25	17	8		25	12	2	25	25	2		3	3	5,400	
	50	13	8	5		13	12	2	12	12	1		8	8	7,200	
	51	12	10	2		12	12	2	12	12			10	10	7,454	
	52	12	12			12	1		12	12			11	11	7,222	
	53	18	11	7		18	3	1	18	18	1		5	5	7,093	
	54	20	16	4		20	1	1	20	20	1		4	4	3,706	
	55	32	16	16		32	13	2	30	30	3	30	13	15	3,950	
	56	18	10	8		18	7	2	18	18			6	6	3,100	
	57	21	14	7		21	3	3	21	18			7	7	3,538	
	58	21	13	8		21	5	4	21	20	1	21	5	5	6,745	
	59	16	12	4		16	16	2	16	13			4	4	3,266	
	60	18	16	2		18	18	13	18	16			2	2	6,187	
	61	20	10	10		20	13	20	20	20	1		10	8	6,961	
	62	32	18	12		32	23	23	30	30			12	13	4,214	
	63	9	7	2		9	8	8	9	9	1	1	1	7	4,320	
	64	12	10	2		12	12	12	12	12			2	3	7,666	
	65	3	3		1	3			3	3	1	1	1	1	3,500	
	66	5	4	1		5			5	5			1	1	5,687	
	67	3	2			3	1	1	3	3			1	1	3,941	
	68	20	16	4		20	4	4	20	20	1		4	4	8,333	
	69	41	22	18		41	3	3	40	40			18	17	12,363	
	70	31	15	15		31	1	1	30	28			14	9	4,343	
	71	27	13	14		27	4	2	27	24		20	11	11		
	72	27	14	13		27	5	5	27	21			5	16		
	73	22	17	5		22			22	21			16	16		
	74	16	11	5		16			16	14	1	15	11	11	4,818	
	75	22	16	6		22	4	1	22	22			5	5	3,475	
	76	45	32	13	1	45	4	1	44	44	5	21	31	31	5,332	
	77	20	16	4		20	19	19	20	19	2	19	4	14	4,214	
	78	28	17	11		28	7	4	27	27	1		16	16	6,406	
	79	18	11	6	1	18	4	5	17	17	1		9	9	6,888	
	80	20	12	7		20	4	4	19	19			6	6	6,562	
	81	26	11	14		26	6	2	25	24	4	4	5	5	5,400	
	82	34	20	13		34	3	1	33	33			13	13	6,566	
	83	27	19	6	2	27	3	3	25	25	2		8	12	5,650	

<sup>1</sup>For renter - occupied dwelling units and vacant nonseasonal not dilapidated units, for rent.  
<sup>2</sup>For owner - occupied dwelling units and vacant nonseasonal not dilapidated units, for sale only.

Table 3.—CHARACTERISTICS OF HOUSING FOR BLOCK AREAS, BY BLOCKS: 1950—Con.

Block area	Block	All dwelling units by occupancy and tenure					All dwelling units by condition and plumbing facilities			Occupied dwelling units			Contract monthly rent <sup>1</sup>		Value <sup>2</sup> of one-dwelling-unit structures		
		Total	Owner occupied	Renter occupied	Vacant non-seasonal not dilap., for rent or sale	Other vacant and non-resident	Number reporting	No private bath or dilap.	No running water or dilap.	Total	Persons per room		Number reporting	Average monthly rent (dollars)	Number reporting	Average value (dollars)	
											Number reporting	1.51 or more					Occupied by non-white
G	84	21	14	7			21	21	13	21	21	10		6	12.16	12	1,925
	85	22	23	3		2	28	27	27	26	26	7	3	2		22	2,927
	87	27	16	10		1	27	25	24	26	26	11		8	1,412	16	2,925
	88	17	12	5			15	10	4	17	17		1	5	2,840	9	3,688
	89	67	25	42			61	50	36	67	67	22	2	36	2,036	16	4,487
	90	64	25	38		1	59	52	40	63	63	10	3	36	2,105	24	4,208
	91	26	18	8			25	25		26	26	2		8	2,787	15	6,740
	92	38	20	17	1		38	38	2	37	35	1		15	3,500	15	5,966
	93	31	24	7			30	30		31	31	1		6	4,750	20	5,850
	94	22	15	6		1	22	2		21	21			5	3,700	14	5,607
	96	18	5	10	2	1	18	3	1	15	13			11	5,381	3	7,633
	97	22	18	3		1	21	2	1	21	21	1	12	5	2,366	17	5,129
	98	19	14	5			19	19		19	18			5	3,530	11	6,745
	99	5	4			1	5			4	4					3	6,666
	100	14	4	4	1	1	13	3		13	13	2		4	3,100	6	6,666
	101	26	19	7			26	26		26	26			6	3,266	17	4,323
	102	13	8	1	1	3	13	3		9	9	1		2	3,800	5	3,800
	103	6	1	7			8	8		8	8			7	2,400	1	
	104	16	10	6			16	1	1	16	16			6	4,800	6	7,625
	105	42	15	27			42	16	1	42	42	1		26	5,096	11	7,936
	106	50	22	24	2	2	47	10	4	46	46	2		25	4,340	11	7,090
	107	45	14	30	1	1	44	5	5	44	44	2		29	4,772	10	6,600
	108	16	4	11		1	15	4	4	15	15			9	4,288	3	6,333
	109	21	6	15			21	9	3	21	21	1		14	3,721	3	4,333
	110	15	6	5			13	1	1	13	13			11	3,454	1	
	111	19	5	13	1		18	3	1	18	18			13	4,861	4	5,500
	112	5	3				2	1	1	2	2			3	3,933		
	113	5	4				4	1	2	4	4			4	3,450		
	114	8	23	55	3	1	80	33	28	78	78	3		54	3,781	12	5,833
	115	44	21	21		2	43	16	11	42	42	1		20	3,975	16	5,718
	116	15	8	7			15			15	15			7	4,614	6	5,333
	117	13	7	6			13	3		13	13			6	2,233	4	6,800
	118	41	19	22			39	13	4	41	41	1		22	2,963	13	5,384
	119	32	12	19	1		31	10		31	29	2		20	3,845	9	6,833
	120	33	15	18			33	6		33	32	3		18	4,116	9	6,277
	121	20	13	7			20	1	1	20	19	2		7	5,142	12	6,791
	122	51	24	26		1	51	30	22	50	50	2		26	3,246	13	4,961
	123	5	4	1			5			5	5			1		2	
	124	50	39	11			49	8		50	44	4	1	11	3,745	30	6,720
	125	26	11	14		1	26	26	17	25	24	7		12	11,500	9	2,288
	126	19	14	3		2	19	18	16	17	17	5	2	3	20,666	14	2,178
	129	1															
	130	11	5	6			11	11	8	11	11	3		5	17,600	4	1,750
	131	46	22	24			44	44	26	46	46	15	6	22	21,040	18	3,294
	132	18	9	9			18	14	10	18	18			7	2,485	8	4,250
	133	19	11	8			19			19	18			7	3,857	8	8,375
	134	32	19	13			31	6		32	30	1		13	4,223	13	7,576
	135	36	20	16			34	14	7	36	36	1		16	3,712	13	6,492
	136	31	12	17	1	1	29	14	9	29	29	2		17	4,764	5	5,900
	137	31	17	14			30	11	1	31	31	4		14	3,750	8	6,075
	138	1															
	139	38	16	21		1	38	2	2	37	37	2		21	4,338	15	6,366
	140	34	20	14			34	9	4	34	34	5		14	31,500	18	61,380
	141	20	13	7			20	2		20	19			7	4,600	7	8,142
	142	23	9	14			23	2		23	22			14	4,628	8	7,625
	143	16	5	10	1		15	2		15	15	1		10	4,320	2	
	144	12	7	5			12	2		12	12			5	3,800	7	7,714
	146	72	46	25		1	70	4	1	71	69	3		23	40,822	40	6,247
	147	51	24	23	3	1	48	9		47	47	2		25	4,368	12	6,500
	148	43	13	27	1	2	43	14		40	39	3		27	40,811	8	6,687
	149	11	4	6		1	10			10	10			6	4,216	2	
	150	21	15	6			20			21	20			6	3,716	13	5,615
	151	14	9	4		1	14	1		13	13	1		4	3,750	9	6,555
	152	20	12	8			20			20	19			8	5,750	9	7,555
	153	24	17	7			24	1	1	24	21	1		7	3,928	13	4,615
	154	39	20	18		1	36	5	4	38	38	3		18	4,605	16	6,318
	155	49	25	23		1	47	5	1	48	48	1		23	4,221	14	5,971
	156	28	15	13			28			28	24			13	4,376	12	5,666
	157	38	21	17			38	6		38	36	2		17	3,605	18	5,877
	158	31	20	11			30	14	10	31	30			11	3,800	16	6,875
	159	24	10	13	1		24	6	2	23	23			14	4,735	4	6,500
	160	32	22	10			32	6	6	32	32	3		9	4,733	17	7,176
	161	23	21	1	1		23			22	20			1		20	7,825
	162	20	13	6		1	19	19	12	19	19	12	3	6	1,450	11	1,790
	164	9	9				9	9		9	9					8	2,037
	168	25	17	7		1	24	24	13	24	24	6	1	6	20,833	15	3,713
	169	23	21	2		1	23			23	20			1		21	7,642
	170	25	19	5		1	25	4	4	24	24			5	4,250	19	5,342
	171	17	12	4	1		17	2	2	16	16			3	3,766	11	5,336
	172	16	12	4			16			16	16		1	3	6,333	9	8,333
	173	22	14	7	1	1	21	2		21	19	4		8	4,987	11	5,145
	174	25	17	7	1	1	24	2		24	23			7	3,642	15	5,300
	175	27	18	8			27	3		26	26			8	3,587	16	5,728
	176	19	13	5			18	2		18	18			5	3,400	12	4,258
	177	23	15	8		1	23	1	1	23	23			8	3,800	12	4,250
	178	11	6	5			11			11	11			5	3,040	12	5,000
	179	20	16	4			19	3	2	20	19			4	3,100	13	5,000
	180	22	10	11		1	21	4		21	21	1		11	3,254	8	6,375

<sup>1</sup>For renter-occupied dwelling units and vacant nonseasonal not dilapidated units, for rent.  
<sup>2</sup>For owner-occupied dwelling units and vacant nonseasonal not dilapidated units, for sale only.





HOUSING—BLOCK STATISTICS

Table 3.—CHARACTERISTICS OF HOUSING FOR BLOCK AREAS, BY BLOCKS: 1950—Con.

Block area	Block	All dwelling units by occupancy and tenure					All dwelling units by condition and plumbing facilities			Occupied dwelling units			Contract monthly rent <sup>1</sup>		Value <sup>2</sup> of one-dwelling-unit structures		
		Total	Owner occupied	Renter occupied	Vacant non-seasonal not dilap., for rent or sale	Other vacant and non-resident	Number reporting	No private bath or dilap.	No running water or dilap.	Total	Persons per room		Number reporting	Average monthly rent (dollars)	Number reporting	Average value (dollars)	
											Number reporting	1.51 or more					Occupied by non-white
6	380	31	24	7					31	31	2	1				7,770	
	381	79	38	40		1		3	77	78			6	42.00	20	7,770	
	383	10	7	2		1			10	9			38	42.76	27	6,240	
	384	15	12	3					15	14			1		6	8,500	
	385	20	15	5					20	20	1		3	52.00	12	7,441	
	386	21	15	6					20	21			5	53.40	14	7,978	
	387	14	9	5					21	21	1		4	47.00	12	6,666	
	388	25	19	6				1	14	14			3	44.00	8	9,187	
	389	21	19	2				2	25	25			7	48.14	14	7,500	
	390	17	15	1		1		2	20	21			1		19	7,868	
									17	16	1		1		14	9,321	
	391	42	27	11	3	1			42	38			12	43.08	22	9,295	
	392	21	13	8					21	21	1		7	57.85	12	9,583	
	393	32	23	9					32	32			8	64.50	15	11,566	
	394	28	15	12	1				28	27			13	53.30	13	11,538	
	395	28	19	6		3		2	28	25			5	51.40	16	10,937	
	396	38	28	9		1			37	36			8	42.25	26	10,226	
	397	21	14	7					21	21			6	69.66	12	10,583	
	398	16	16						16	16					16	11,800	
	399	19	16	2	1				18	18			1		16	7,818	
	400	4	4					4	4	4	1				4	1,725	
	401	2															
	402	1															
	404	10	9	1					8	7		8			8	1,225	
	406	7	5	2				1	7	7			2		4	7,450	
	407	14	11	2		1		10	13	13	5		2		11	2,681	
	408	1															
	411	1			1				4	3		1			2		
	412	4	2	1	1	1		2	6	6	1		2		5	5,180	
	413	8	5	1				3	6	6		1	2		5	1,300	
	414	6							6	6					5		
	415	6	6					2	6	6	1				4	3,600	
	416	1															
	417	12	11	1				1	12	12					11	6,463	
	418	19	17	2					19	19			2		16	11,637	
	419	13	5	2	1	1			11	11			7	55.71	5	10,600	
	420	13	10	2	1				13	12			2		8	9,562	
	421	23	21	2					23	23			2		20	9,040	
	422	29	20	9					29	29			9	51.44	16	10,406	
	423	28	19	7				1	28	25	1	1	4	47.50	16	11,250	
	424	29	21	8					29	29			6	62.00	19	10,594	
	425	26	17	8	1			2	26	25		1	5	67.00	14	9,971	
	426	28	25	3					28	28			3	51.66	24	13,770	
	427	20	17	3					20	20			3	50.00	15	10,366	
	428	23	19	3		1		1	22	22	1		2		18	9,388	
	429	15	13	2					15	15			1		12	10,500	
	430	53	39	13	1			5	53	50	1		1	56.53	31	6,193	
	431	39	21	18				5	39	39			1	43.47	17	5,911	
	432	74	39	34		1		21	73	72	3		3	42.58	29	6,637	
	433	5	3	2					5	5			1		3	4,333	
	434	34	20	13		1		7	33	33	1	1	11	46.36	15	7,020	
	435	43	24	19				5	42	43	1		19	45.10	19	5,361	
	437	17	12	5					17	17			5	45.00	10	8,840	
	438	24	20	3		1			23	23		1			17	10,058	
	439	19	17	2		1			19	18			1		16	8,875	
	440	24	22	2				1	24	24			2		17	11,264	
	441	33	27	6					33	33			6	64.66	24	10,229	
	442	17	17						17	17					16	13,437	
	443	21	19	2					21	21			2		17	12,382	
	444	24	22	2	1				23	23			1		21	12,442	
	445	23	15	8					23	23			7	50.71	10	13,300	
	446	21	19	2					21	21			1		18	12,627	
	447	22	16	6					22	22		1	3	56.66	14	12,321	
	448	21	19	1		1			21	20			1		17	13,705	
	449	28	23	5					28	28			3	46.66	21	9,833	
	450	23	20	2		1			23	22			2		19	8,852	
	451	13	9	4					13	13		1	4	62.00	8	12,900	
	452	12	9	3					12	12			3	63.33	8	10,075	
	453	14	10	4					14	11			3	37.33	7	10,471	
	454	16	16						16	16					15	10,166	
	455	16	16						16	16					16	8,918	
	456	8	7	1				1	8	8					6	10,000	
	457	11	10	1					11	11			1		10	6,940	
	458	6	4	2				4	6	6	1		2		3	2,833	
	459	14	10	4				13	14	14	5		4	25.00	10	3,090	
	460	6	5	1				5	6	6	4		1		5	2,100	
	461	7	5	1				2	6	6			1		5	5,900	
	462	3	3			1		2	3	2			1		3	3,333	
	463	14	9	5				14	14	14	2		2		8	3,000	
	464	10	6	4				10	8	10	1		4	15.75	6	3,266	
	465	9	9					9	9	9					9	5,933	
	466	1															
	467	4	2	2				1	4	3			2		2		
	468	1															
	469	4	3	1					4	4			1		2		
	470	6	6					5	6	6					4	4,950	
	471	1															
	475	6	4	2				6	6	6	4		2		4	6,000	
	476	13	8	5				12	13	13	4		2		7	2,928	

<sup>1</sup>For renter - occupied dwelling units and vacant nonseasonal not dilapidated units, for rent.  
<sup>2</sup>For owner - occupied dwelling units and vacant nonseasonal not dilapidated units, for sale only.



Table 3.—CHARACTERISTICS OF HOUSING FOR BLOCK AREAS, BY BLOCKS: 1950—Con.

Block area	Block	All dwelling units by occupancy and tenure					All dwelling units by condition and plumbing facilities			Occupied dwelling units			Contract monthly rent <sup>1</sup>		Value of one-dwelling-unit structures		
		Total	Owner occupied	Renter occupied	Vacant non-seasonal not dilap., for rent or sale	Other vacant and non-resident	Number reporting	No private bath or dilap.	No running water or dilap.	Total	Persons per room		Occupied by non-white	Number reporting	Average monthly rent (dollars)	Number reporting	Average value (dollars)
											Number reporting	1.51 or more					
G	477	23	17	6		20	19	14	23	23	10		2		15	1,966	
	478	7	7			7	6	2	7	7	3				7	3,685	
	479	5	5			5	2		5	5	2				3	3,333	
	480	9	9			9			9	9					9	9,500	
	481	5	5			5			5	5					5	12,400	
	483	20	18	1		20			19	19			1		17	12,023	
	484	1															
	485	13	13			13			13	13					13	11,961	
	486	9	9			9			9	9					9	11,444	
	487	6	4	2		6			6	6			1		2		
	488	11	9	2		11			11	11			1		9	9,777	
	489	10	10			10			10	10					10	10,300	
	490	13	9	4		13			13	13			4	58.75	6	9,000	
	491	15	13	1		14	1		14	14			1		12	11,583	
	492	28	23	4		28			27	27			4	60.00	21	10,923	
	493	9	8	1		9			8	8					8	8,500	
	494	13	4	7		13			11	11	1		7	45.00	4	7,000	
	495	12	10	2		12			12	12			2		2	8,562	
	496	14	8	6		14			14	14			6	49.50	7	6,785	
	497	21	20	1		21	1	1	21	21			1		20	7,450	
	498	23	13	9		23	5	5	22	22			9	52.11	10	7,600	
	499	52	26	25	1	52	5	5	51	51	1		21	48.19	22	7,613	
	500	31	16	14	1	31	10	6	30	30	2		14	43.92	11	6,745	
	501	36	18	18		36	18	12	36	36	5		16	48.00	10	5,150	
	502	26	16	10		26	7	4	26	25			10	36.10	14	5,921	
	503	6	3	3		6	4	1	6	6			3	45.33	2		
	504	23	15	6	1	21	1	1	21	21	1		6	43.50	12	7,875	
	505	6	2	4		4			6	5			4	51.00	1		
	506	6	2	3		5		2	5	5			3	27.66	1		
	507	35	24	9	1	34	4		33	33			10	52.00	19	6,289	
	508	23	20	2	1	22			22	22			3	83.33	20	6,100	
	509	31	17	12	2	29	2		29	29			13	55.23	13	6,200	
	510	22	16	6		21	3	1	22	22			6	61.16	14	5,842	
	511	25	13	11	1	18	3	5	24	24	2		9	30.44	6	6,062	
	512	16	7	9		16	7	4	16	16	1		8	23.62	4	3,500	
	513	11	8	3		11	1	1	11	11			2		2	5,475	
	514	6	5			6	1	1	5	5			5		5	5,900	
	515	14		5		14			14	14			5	41.80	8	5,925	
	516	33	17	13	2	32	4	2	30	30	1		13	43.38	13	6,423	
	517	29	18	10	1	29			28	28			10	54.70	14	7,221	
	518	21	16	5		21			21	21			5	48.00	14	7,607	
	519	14	14			14			14	14					13	8,553	
	520	11	7		2	11			11	11			7	68.57	3	6,666	
	521	24	13	5		24	6		18	18			5	66.40	11	9,209	
	522	30	24	4		30	2		28	28			4	56.75	21	10,247	
	523	21	18	2	1	21			20	20			2		16	9,593	
	524	22	19	3		22			22	22			2		18	11,055	
	525	5	3			5			3	3					3	15,000	
	526	5	5	1		5			5	5					4	8,125	
	528	1	4														
	529	6	6			6		3	6	6	1				5	3,200	
	530	4	4	1		5	4	4	5	5	1		4		4	2,025	
	531	5	4	1		5	5	2	5	5	2		4		4	4,500	
	532	1															
	533	5	5			5	5	5	5	5	5				5	1,800	
	536																
	537	2	2			2			2	2							
	539	2	2			2			2	2							
	540	4	4			4			4	4					4	11,525	
	541	9	9			9			9	9					9	10,511	
	542	16	15	1		16			16	16			1		15	10,566	
	543	14	11	1	2	14			12	12					11	9,727	
	544	4	4			4			4	4					4	10,750	
	545	16	14	2		16			16	16			2		14	8,071	
	546	28	26	2		28			28	28			2		25	9,160	
	547	19	17	1		19			18	18			1		15	9,680	
	548	19	17	2		19			19	19			2		15	10,173	
	549	19	17	1	1	19			18	18			1		17	9,676	
	550	16	12	4		16			16	16			3	60.00	12	8,291	
	551	25	22	3		25			25	25			3	37.66	19	7,263	
	552	40	12	22		40	5	2	34	34	3		20	50.75	9	8,000	
	553	10	6	4	6	10			10	10			4	60.75	5	5,200	
	555	6	4	2		6	1	1	6	6			2		4	4,025	
	556	9	6	3		9	8		8	8			2		3	9,333	
	557	22	14	8		22	1		22	22			8	45.00	12	4,416	
	558	24	14	9	1	21	1	1	23	23	3		9	45.33	13	5,530	
	559	26	12	13	1	26	6	1	25	25	2		12	52.83	10	6,500	
	560	30	22	8		30			30	30			8	37.00	19	5,526	
	561	15	9	6	1	14			15	15			7	43.85	9	4,177	
	562	16	14			16	1		15	15	1		1		12	5,225	
	563	18	13	5		18			18	18			5	69.00	11	7,681	
	564	7	6	1		7			7	7			1		6	4,716	
	565	20	13	7		20	4		20	20			7	45.00	10	4,600	
	566	24	11	12		24	10	4	23	23			11	46.36	3	3,733	
	567	42	26	15	1	41	6	2	41	39	1	1	11	38.72	21	9,714	
	568	27	19	8		26			27	27			7	55.28	13	7,884	
	569	17	14	3		17			17	17			7		13	9,115	
	570	23	21	2		22	1	1	23	23			1		20	8,720	

<sup>1</sup>For renter - occupied dwelling units and vacant nonseasonal not dilapidated units, for rent.  
<sup>2</sup>For owner - occupied dwelling units and vacant nonseasonal not dilapidated units, for sale only.

HOUSING—BLOCK STATISTICS

Table 3.—CHARACTERISTICS OF HOUSING FOR BLOCK AREAS, BY BLOCKS: 1950—Con.

Block area	Block	All dwelling units by occupancy and tenure					All dwelling units by condition and plumbing facilities			Occupied dwelling units			Contract monthly rent <sup>1</sup>		Value <sup>2</sup> of one-dwelling-unit structures	
		Total	Owner-occupied	Renter-occupied	Vacant non-seasonal not dilap., for rent or sale	Other vacant and non-resident	Number reporting	No private bath or dilap.	No running water or dilap.	Total	Persons per room		Number reporting	Average monthly rent (dollars)	Number reporting	Average value (dollars)
											Number reporting	1.51 or more				
G	571	23	20	3					23	23						
	572	16	15	1					16	16	2		3	5 5.00	18	9 611
	573	19	18	1					19	19			1		13	8 115
	574	21	19	2		1			21	20	2		1		18	9 416
	575	26	24	2					26	26			1		17	8 558
	576	18	17	1					18	18			1		24	9 937
	577	9	9						9	9		3			17	10 411
	578	19	18	1		1			19	17					9	9 611
	580	15	15						15	14					8	10 487
	581	8	5			3			5	5					10	11 050
	582	16	13	3					16	15					5	8 600
	583	8	4	4					8	8	2		3	59 33	12	8 108
	591	2							2	2			3	4 6.66	3	5 933
	598	5	5						5	5	1				5	3 800
	599	6	5	1					6	6					5	7 500
	600	24	13	11					24	24	6		10	37.00	12	9 475
	601	10	10						10	10					10	10 100
	602	20	18	2		1			20	19					18	10 305
	603	14	13	1					14	14					12	10 250
	604	16	14	2					16	16	1		2		14	9 342
	605	14	11	2		1			13	12					10	9 990
	606	6	6						6	6					6	12 083
	607	7	4	3		2			7	5					3	12 000
	608	12	10	2					12	12	1				8	8 437
	609	10	6	4					10	10					6	6 966
	610	16	8	8					16	16	1			49 75	6	5 916
	611	10	5	5		1			10	9				4 6.00	6	5 916
	612	22	12	10		1			22	19	1			39 25	3	9 166
	613	8	3	5					8	8				3 5.85	8	7 437
	614	4	3	1					4	4				4 6.00	1	
	615	17	12	5					17	17					5	4 160
	616	20	14	6		3			20	17				7 0.00	11	10 500
	617	16	8	8		2			14	14				5 2.00	3	5 457
	618	14	11	3					14	14					7	7 333
	619	14	5	9					14	14					3	7 990
	620	23	16	7					23	20					11	7 333
	621	23	14	9					23	22					11	7 990
	622	22	18	4					22	22					15	5 433
	623	32	19	13		2			32	27	2		1	4 1.81	15	5 433
	624	17	13	4		1			17	16					13	5 884
	625	16	6	10					16	16					13	8 500
	626	27	20	7					27	27					13	8 500
	627	20	6	14		1			20	20					19	9 457
	631	1							1	1						
	633	1							1	1						
	644	1							1	1						
	645	1							1	1						
	646	1							1	1						
	647	1							1	1						
	648	1							1	1						
	649	1							1	1						
	650	1							1	1						
	651	20	19	1					20	20						
	652	20	19	1					20	20						
	653	20	19	1					20	20						
	654	33	11	22		3			33	29						
	655	14	6	8					14	14						
	656	22	14	8					22	20						
	657	18	4	14					18	18						
	658	16	6	10					16	17						
	659	13	3	10		1			13	12						
	660	6	2	4					6	6						
	661	34	13	21		1			34	24						
	662	35	26	9		1			35	31						
	663	25	18	7					25	22						
	664	30	21	9					30	29						
	665	25	21	4					25	24						
	667	15	7	8					15	15						
	668	16	15	1					16	16						
	669	16	16						16	16						
	670	10	10						10	10						
	671	3	2	1					3	2						
	676	66	56	10					66	60						
	677	22	11	11		4			22	20						
	678	11	6	5					11	11						
	679	37	34	3					37	36						
	680	18	15	3					18	17						
	681	23	12	11					23	22						
	682	23	12	11					23	22						
	683	28	15	13					28	25						
	684	36	24	12					36	33						
	685	31	13	18					31	21						
	686	5	3	2					5	5						
	687	2	1	1					2	2						
	688	5	3	2					5	4						
	689	2	1	1					2	2						
	690	2	1	1					2	2						
	691	2	1	1					2	2						
	692	4	1	3					4	4						
	693	3	2	1					3	3						
	694	1	1						1	1						

<sup>1</sup>For renter - occupied dwelling units and vacant nonseasonal not dilapidated units, for rent.  
<sup>2</sup>For owner - occupied dwelling units and vacant nonseasonal not dilapidated units, for sale only.

Table 3.—CHARACTERISTICS OF HOUSING FOR BLOCK AREAS, BY BLOCKS: 1950—Con.

Block area	Block	All dwelling units by occupancy and tenure					All dwelling units by condition and plumbing facilities			Occupied dwelling units			Contract monthly rent <sup>1</sup>		Value <sup>2</sup> of one-dwelling-unit structures		
		Total	Owner occupied	Renter occupied	Vacant non-seasonal not dilap., for rent or sale	Other vacant and non-resident	Number reporting	No private bath or dilap.	No running water or dilap.	Total	Persons per room		Occupied by non-white	Number reporting	Average monthly rent (dollars)	Number reporting	Average value (dollars)
											Number reporting	1.51 or more					
G	694	19	17	1	1	18			18	17			1		16	11,406	
	695	1															
	696	3	3			3			3	3					3	13,666	
	698	5	5			5			5	5					5	11,600	
	699	1	1			1			1	1							
	700	3	3			3			3	3					3	12,666	
	701	6	5	1		6			6	6			1		5	9,700	
	702	36	30	6		36			36	36			5	5,840	27	6,351	
	703	26	21	5		26		1	25	25			4	3,950	21	6,333	
	704	21	10	10		19			20	20	1		10	9,950	8	6,250	
	705	22	4	16	1	1	21	7	1	20	20	2	16	4,293	2		
	707	14	5	4			14			14	14		8	5,037	5	7,900	
	708	9	5	4			9			9	9		4	4,300	2		
	709	14	1	10		3	11	4		11	11	1	2	6,577	1		
	710	13	1	12			11			11	11		9				
	711	38	17	18	2	2	37	13	1	35	35	4	16	3,787	9	4,944	
	712	109	71	35	2	1	106	27	5	106	106	8	30	3,423	54	4,551	
	713	177	136	20	3	18	166	9	1	156	156		131	4,550	131	7,919	
	714	68	23	40	2	3	65	8	1	63	61	10	39	5,174	20	5,400	
	715	53	16	32	2	3	52	6		48	48	8	32	4,887	10	5,650	
	716	16	5	11			15	3		16	16	2	10	3,660	4	11,250	
	718	96	60	35	1		95	74	70	95	95	32	32	3,078	28	6,578	
	719	3	3				3			3	3				2		
	720	10	5	5	1		9			9	9		5	4,120			
	721	20	6	13		1	19	8	3	19	19	1	13	3,846	3	10,000	
	722	8	4	4		1	7	1		7	7		5		5	6,600	
	723	10	5	5		1	10	2	1	9	8		4	3,325	4	5,875	
	724	11	6	5		2	11	1		9	8		3	6,500	6	5,833	
	725	28	20	7		1	27	2		27	27	1	7	5,214	17	7,741	
	726	19	14	5			19	2	1	19	19		5	5,440	14	5,285	
	727	19	18	1			17			19	19		18		18	5,594	
	728	18	18				18	4		18	18	1	10	4,600	4	7,050	
	729	19	16	3			19			19	19		3	3,833	14	7,500	
	730	33	10	19	4		32	13	1	29	29	4	22	5,481	5	8,500	
	731	19	5	12	1		18	6		18	18		3	6,333	4	8,125	
	732	18	11	7		1	17	1	1	17	17	1	7	5,785	9	6,555	
	733	23	14	9			23	2		23	22		7	4,928	10	6,250	
	734	13	11	2		1	12	2		12	12		3	4,833	10	6,190	
	735	13	15				13	1		13	17		3	4,933	12	6,141	
	736	64	44	18	2		64	1	1	62	55	1	15	5,306	36	8,375	
	737	8	6	2			8			8	6				5	7,340	
	738	10	4	6	1	2	7			7	5		2		3	7,533	
	739	14	12	2			14			14	11	1	5		9	5,888	
	740	56	38	18	1		55	21	25	55	41		11	4,918	9	6,811	
	741	33	15	18	5		32	12	5	29	21		10	4,050	7	4,757	
	742	17	6	11		2	17	4		17	9		5	4,200	3	7,566	
	743	7	4	3			7			7	6		5		5	6,100	
	744	36	24	12	1	3	36	3		32	28		5	3,300	23	7,639	
	745	35	20	14		1	35	3		34	22	1	7	5,757	14	5,992	
	746	27	18	9	1		27	2		26	25	2	8	5,050	13	5,761	
747	29	18	11			28	2		29	20		8	4,725	9	5,611		
748	33	18	15	2	1	32	6	1	30	29	1	13	3,400	14	6,214		
749	22	22				22			22	22		5	5,880	18	7,055		
750	36	28	8	1	1	35	2		34	34	1	6	4,916	19	7,605		
751	44	33	11			43	1	1	42	41		10	4,570	28	8,060		
752	38	31	7	2		38			38	38		6	4,666	28	7,628		
753	27	20	7			27	2		27	27		7	4,871	17	7,247		
754	36	21	15	2		36	11	1	34	34	2	14	3,628	15	6,980		
755	33	29	4		3	32	4		30	30		20	3,460	22	6,818		
756	50	30	20			49	3		50	50	1	19	4,173	25	6,180		
757	13	9	4			12	1		13	12	4	4	4,550	4	5,500		
758	9	8	1			8			9	9		1		8	4,812		
759	29	9	18	2	4	29	10	3	27	27	1	20	3,245	7	5,500		
760	38	16	18			38	4		34	34	2	19	3,931	10	5,600		
762	15	7	7	1		14	12	12	14	13	5	6	5,083	2			
763	19	13	6			18	16	10	19	18	5	5	2,400	12	3,283		
764	1					1			1			1					
765	30	14	11		5	26	3	3	25	25	1	11	3,836	12	5,325		
766	17	11	4	2		15	2		15	15	1	5	3,440	11	5,663		
768	15	6	7	2		14			13	13		8	4,125	5	4,780		
H	1	142	109	29		136	34	19	138	137	21	22	31,54	86	5,851		
	2	35	25	10		35			35	35		10	4,270	21	6,814		
	3	18	15	3		17	15	14	18	18	4	3	20,666	14	2,835		
	4	13	11	1	1	13	13		12	12	3	2		9	3,222		
	5	12	9	3		12	10		12	12	3	3	26,000	7	3,500		
	6	8	7	1		7	2		8	7		1		6	5,650		
	7	4	4			4			4	4		4		4	7,750		
	8	21	18	2		21			20	20		2		18	7,061		
	9	11	10	1		11			11	11		1		10	7,440		
	11	20	19	1		20			20	20		1		18	7,144		
	12	20	19		1	20		1	19	19		1	1		17	6,917	
	13	6	6			6			6	6	1		6		6	8,783	
	14	13	10	2	1	13			12	11		2	4		10	7,020	
	15	13	9	4		12	10	2	12	13	2	4	30,500	8	3,062		
	16	13	12	1		13	7		13	13	3	1	1		12	3,108	
17	16	13	3		14	13	4	16	16	5	1	3	16,33	13	3,884		

<sup>1</sup>For renter - occupied dwelling units and vacant nonsensational not dilapidated units, for rent.  
<sup>2</sup>For owner - occupied dwelling units and vacant nonsensational not dilapidated units, for sale only.



Table 3.—CHARACTERISTICS OF HOUSING FOR BLOCK AREAS, BY BLOCKS: 1950—Con.

Block area	Block	All dwelling units by occupancy and tenure					All dwelling units by condition and plumbing facilities			Occupied dwelling units			Contract monthly rent <sup>1</sup>		Value <sup>2</sup> of one-dwelling-unit structures	
		Total	Owner occupied	Renter occupied	Vacant non-seasonal not dilap., for rent or sale	Other vacant and non-resident	Number reporting	No private bath or dilap.	No running water or dilap.	Total	Persons per room		Number reporting	Average monthly rent (dollars)	Number reporting	Average value (dollars)
											Number reporting	1.51 or more				
H	126	10	7	3			10	10	10	10	1		3	19.33	7	871
	127	51	30	19			51	51	49	49	28		17	19.64	22	904
	128	17	9	7		2	17	16	16	16	2		6	23.16	6	2,466
	129	11	9	2		1	11	11	11	11	6		1		9	1,555
	130	10	6	3	1		10	10	9	9	2		3	18.33	5	1,340
	131	11	6	4		1	11	11	10	10	6		3	20.00	5	1,280
	134	37	26	10		1	36	5	36	36	3		10	46.30	23	6,282
	135	8	4	3		1	8	2	7	7			3	46.33	4	5,875
	136	37	27	9		1	35	8	36	36	6		9	31.44	25	4,168
	137	21	19	2			21	20	7	21	9		2		4	2,625
	138	17	12	4	1		14	8	4	16	2		4	28.50	9	3,722
	139	17	13	2	1	1	16	2	15	15	2		2		12	4,375
	140	23	14	8	1		23	5	2	22	3		7	38.85	13	6,207
	141	19	17	2			18	1	19	19			2		16	5,125
	142	22	17	4	1		22		21	21			4	71.25	17	7,076
	143	21	12	7	2		20	2	19	19	1		7	31.28	8	5,937
	145	55	36	16	2	1	54	17	13	52	51	1	17	37.82	29	5,268
	146	27	20	5	1	1	27	19	15	25	25		6	19.50	19	2,352
	148	21	13	8			20	20	20	21	21	11	6	16.16	10	1,050
	149	18	12	6			18	18	18	18	8		6	14.16	12	1,333
	150	23	12	9		2	23	23	21	21	13		7	12.14	10	1,480
	151	39	26	13			38	36	27	39	39	16	10	15.70	23	1,713
	152	1														
	154	8	5	3			8			8	8		3	53.33		
	155	1														
	156	30	23	6		1	30	3	29	29	1		6	38.83	20	5,525
	157	22	13	7		2	21	1	20	20	1	1	7	39.57	11	5,290
	158	15	4	11			15	1	15	15	1		10	35.90	3	3,166
	159	11	8			3	11	10	6	8	8	2	8		8	1,675
	160	22	15	4		3	21	20	17	19	19	8	4	13.25	12	1,358
	161	29	19	9		1	29	29	26	28	28	5	6	19.66	14	1,500
	162	29	15	12		2	29	29	26	27	27	13	9	11.88	11	1,781
	163	19	12	6		1	19	19	18	18	18	10	5	12.80	10	1,160
	164	19	14	5			19	19	17	19	19	9	3	15.33	14	1,250
	165	15	3	11		1	14	13	13	14	14	9	10	14.50	3	1,400
	166	18	12	5		1	18	18	18	17	17	12	3	11.66	11	1,081
	167	18	11	4		3	18	18	17	15	15	7	2		9	1,066
	168	27	16	10		1	27	27	23	26	26	17	7	12.00	12	1,150
	169	21	17	3		1	20	19	18	20	19	9	2		13	1,215
	171	8	7	1			7	7	7	8	8	6	1		7	1,700
	172	8	4	3	1		8	4	3	7	7	2	3	19.00	5	4,040
	173	20	15	5			20	10	6	20	20	3	5	38.40	15	4,440
	174	71	41	26	2	2	70	12	7	67	67	5	24	39.29	32	5,706
	175	59	40	18			58	21	15	58	56	2	15	46.73	30	5,226
	176	7	4	2			7	2	1	6	6	1	2		2	
	177	22	14	2	1		22	2	2	22	22		7	34.71	12	6,625
	178	3	3				3	3	2	3	3				3	5,333
	179	14	10	4			13	4	1	14	14	3	3	33.33	9	5,333
	180	5	4	1			5	5	5	5	5	1	1		3	5,333
	181	116	88	27		1	115	10	5	115	115	10	23	44.17	74	5,617
	182	13	7	6			12	2	2	13	12		6	31.16	7	6,514
	183	58	32	23	1	2	56	18	9	55	55	4	21	35.71	25	5,000
	184	23	15	8			23	12	9	23	23	9	8	41.62	12	5,033
	191	12	8	2		2	12	12	12	10	10	6	2		8	1,025
	192	9	7	2			9	9	9	9	9	1	1		6	1,066
	193	8	8				8	8	6	8	8	3	2		6	1,766
	194	15	12	3			15	15	15	15	15	9	2		11	1,536
	195	11	2	6		3	10	10	10	8	8	3	5	21.20	2	
	196	15	9	3	1		12	1	12	12	12	11	4	36.25	9	5,555
	197	11	7	4		2	11	4	1	11	11	1	4	36.75	4	5,250
	198	18	15	2		1	18	14	9	17	17	6	2		14	2,100
	201	10	8	2			10	10	9	10	10	2	2		8	1,837
	205	1														
	208	22	17	4		1	21	21	21	21	21	9	2		16	1,500
	209	5	5				5	4		5	5	1	1		5	2,920
	210	13	11	2			13	9	6	13	13	2	2		9	3,444
	211	38	26	10		2	38	20	13	36	36	7	9	41.66	25	3,600
	214	39	28	11			39	12	9	39	39		11	25.27	26	5,876
	215	16	11	4			16	4	3	15	15	1	4	40.00	11	4,090
	216	19	8	11		1	19	7	3	19	19	2	11	36.27	7	7,000
	217	7	7				7			7	7		2		7	4,928
	218	10	8	2			10			10	10		2		8	5,187
	219	12	10	2			12	2		12	12	1	2		10	5,600
	220	5	2	3			5			5	5		3	66.66	2	
	221	26	15	7	1	3	25	10		22	22	1	7	54.57	11	5,727
	222	20	16	4			20	4		20	20		4	29.50	13	5,269
	223	40	17	23			40	4	2	40	40	1	23	38.78	13	6,484
	226	18	17	1			17	7		18	17		15		15	8,300
	227	15	14	1			15			15	15		1		14	7,771
	230	14	10	4			14			14	14		4	71.25	10	7,510
	231	15	13	2			14			15	15		2		13	7,669
	232	1														
	233	24	16	7		1	23	22	17	23	22	8	7	17.85	14	1,728
	234	16	11	5			16	10	6	16	16	2	4	20.50	10	4,850
	235	5	5				5	5	2	5	5	1	1		5	2,720
	243	17	13	4			17	17	16	17	17	12	4	15.75	11	1,472
	244	9	8	1			9	6	6	9	9	3	1		8	2,275

<sup>1</sup>For renter - occupied dwelling units and vacant nonsensational not dilapidated units, for rent.  
<sup>2</sup>For owner - occupied dwelling units and vacant nonsensational not dilapidated units, for sale only.

## HOUSING—BLOCK STATISTICS

Table 3.—CHARACTERISTICS OF HOUSING FOR BLOCK AREAS, BY BLOCKS: 1950—Con.

Block area	Block	All dwelling units by occupancy and tenure					All dwelling units by condition and plumbing facilities			Occupied dwelling units			Contract monthly rent <sup>1</sup>		Value <sup>2</sup> of one-dwelling-unit structures	
		Total	Owner occupied	Renter occupied	Vacant non-seasonal not dilap., for rent or sale	Other vacant and non-resident	Number reporting	No private bath or dilap.	No running water or dilap.	Total	Persons per room		Number reporting	Average monthly rent (dollars)	Number reporting	Average value (dollars)
											Number reporting	1.51 or more				
H	2246	2203	5	18		22	18	12	23	22	11					
	247	200	15	5		20	2		20	20		17	30.41	2		
	249	3	2	1		3			3	3		5	48.80	11	6481	
	250	3	2	1		3			3	3		1		2		
	251	3	2	1		3			3	3		1		6	5666	
	252	3	2	1		3			3	3		1		6	11035	
	253	3	2	1		3			3	3		1	48.45	17	6708	
	254	3	2	1		3			3	3		1		12	5122	
	255	3	2	1		3			3	3		1		1		
	256	3	2	1		3			3	3		1		9	7055	
	257	3	2	1		3			3	3		1		6	2083	
	258	3	2	1		3			3	3		2		5	2880	
	259	3	2	1		3			3	3		2		2		
	260	3	2	1		3			3	3		1		2		
	261	3	2	1		3			3	3		2		5	4560	
	262	3	2	1		3			3	3		2		11	6345	
	263	3	2	1		3			3	3		2		80	7845	
	264	3	2	1		3			3	3		4		24	7112	
	265	3	2	1		3			3	3		9		9	6000	
	266	3	2	1		3			3	3		1		12	6650	
	267	3	2	1		3			3	3		1		18	6650	
	268	3	2	1		3			3	3		1		8	6500	
	269	3	2	1		3			3	3		7		4	5000	
	270	3	2	1		3			3	3		2		7	5042	
	271	3	2	1		3			3	3		6		9	6933	
	272	3	2	1		3			3	3		1		21	6285	
	273	3	2	1		3			3	3		9		17	6705	
	274	3	2	1		3			3	3		9		6	7666	
	275	3	2	1		3			3	3		6		154	7387	
	276	3	2	1		3			3	3		8		19	4857	
	277	3	2	1		3			3	3		4		4	3650	
	278	3	2	1		3			3	3		3		3	3566	
	279	3	2	1		3			3	3		2		4	2375	
	280	3	2	1		3			3	3		1		3	3033	
	281	3	2	1		3			3	3		2		2		
	282	3	2	1		3			3	3		3		4	2600	
	283	3	2	1		3			3	3		3		1		
	284	3	2	1		3			3	3		3		5	1900	
	285	3	2	1		3			3	3		5		6	1583	
	286	3	2	1		3			3	3		7		4	1325	
	287	3	2	1		3			3	3		3		3	1933	
	288	3	2	1		3			3	3		3		4	2425	
	289	3	2	1		3			3	3		3		5	3360	
	290	3	2	1		3			3	3		3		2	7454	
	291	3	2	1		3			3	3		3		12	6541	
	292	3	2	1		3			3	3		3		3	6633	
	293	3	2	1		3			3	3		3		1	3086	
	294	3	2	1		3			3	3		3		56	6058	
	295	3	2	1		3			3	3		3		32	5846	
	296	3	2	1		3			3	3		2		2		
	297	3	2	1		3			3	3		2		3	1833	
	298	3	2	1		3			3	3		3		4	1250	
	299	3	2	1		3			3	3		3		4		
	300	3	2	1		3			3	3		3		5	5394	
	301	3	2	1		3			3	3		3		5	2620	
	302	3	2	1		3			3	3		3		5		
	303	3	2	1		3			3	3		3		2		
	304	3	2	1		3			3	3		3		3		
	305	3	2	1		3			3	3		3		4		
	306	3	2	1		3			3	3		3		4		
	307	3	2	1		3			3	3		3		5		
	308	3	2	1		3			3	3		3		2		
	309	3	2	1		3			3	3		3		2		
	310	3	2	1		3			3	3		3		2		
	311	3	2	1		3			3	3		3		2		
	312	3	2	1		3			3	3		3		2		
	313	3	2	1		3			3	3		3		2		
	314	3	2	1		3			3	3		3		2		
	315	3	2	1		3			3	3		3		2		
	316	3	2	1		3			3	3		3		2		
	317	3	2	1		3			3	3		3		2		
	318	3	2	1		3			3	3		3		2		
	319	3	2	1		3			3	3		3		2		
	320	3	2	1		3			3	3		3		2		
	321	3	2	1		3			3	3		3		2		
	322	3	2	1		3			3	3		3		2		
	323	3	2	1		3			3	3		3		2		
	324	3	2	1		3			3	3		3		2		
	325	3	2	1		3			3	3		3		2		
	326	3	2	1		3			3	3		3		2		
	327	3	2	1		3			3	3		3		2		
	328	3	2	1		3			3	3		3		2		
	329	3	2	1		3			3	3		3		2		
	330	3	2	1		3			3	3		3		2		
	331	3	2	1		3			3	3		3		2		
	332	3	2	1		3			3	3		3		2		
	333	3	2	1		3			3	3		3		2		
	334	3	2	1		3			3	3		3		2		
	335	3	2	1		3			3	3		3		2		
	336	3	2	1		3			3	3		3		2		
	337	3	2	1		3			3	3		3		2		
	338	3	2	1		3			3	3		3		2		
	339	3	2	1		3			3	3		3		2		
	340	3	2	1		3			3	3		3		2		
	341	3	2	1		3			3	3		3		2		
	342	3	2	1		3			3	3		3		2		
	343	3	2	1		3			3	3		3		2		
	344	3	2	1		3			3	3		3		2		
	345	3	2	1		3			3	3		3		2		
	346	3	2	1		3			3	3		3		2		
	347	3	2	1		3			3	3		3		2		
	348	3	2	1		3			3	3		3		2		
	349	3	2	1		3			3	3		3		2		
	350	3	2	1		3			3	3		3		2		

<sup>1</sup>For renter - occupied dwelling units and vacant nonseasonal not dilapidated units, for rent.<sup>2</sup>For owner - occupied dwelling units and vacant nonseasonal not dilapidated units, for sale only.



HOUSING—BLOCK STATISTICS

Table 3.—CHARACTERISTICS OF HOUSING FOR BLOCK AREAS, BY BLOCKS: 1950—Con.

Block area	Block	All dwelling units by occupancy and tenure					All dwelling units by condition and plumbing facilities			Occupied dwelling units			Contract monthly rent <sup>1</sup>		Value <sup>2</sup> of one-dwelling-unit structures	
		Total	Owner occupied	Renter occupied	Vacant non-seasonal not dilap., for rent or sale	Other vacant and non-resident	Number reporting	No private bath or dilap.	No running water or dilap.	Total	Persons per room		Number reporting	Average monthly rent (dollars)	Number reporting	Average value (dollars)
											Number reporting	1.51 or more				
H	453	5	5			5			5	5					5	6400
	454	16	7	7		16			14	14		7	53.57	6	6333	
	455	24	17	3		24	2		24	24		7	50.71	14	7478	
	456	13	10	3		13	1		13	13		3	31.66	9	5300	
	457	30	21	7		30	11	1	28	28	3	6	37.50	17	3823	
	459	5	4	1		5	4	2	5	5	2	1		4	1375	
	460	2														
	461	19	15	3		19	1	1	18	18		3	28.33	12	7083	
	462	17	13	4		17			17	17	1	4	37.50	11	7772	
	463	9	5	3	1	9			8	8	1	3	63.66	5	6800	
	464	20	16	4		20			20	20		3	56.66	15	10286	
	465	23	10	13		23	2	2	23	23	2	12	46.75	8	8350	
	466	13	10	2		13	4	3	12	12		2		10	6980	
	467	29	23	6		29	4	4	29	29		6	50.00	19	6752	
	468	19	12	6	1	19	1	1	18	18	1	7	50.42	11	8109	
	469	24	18	4		24	2	2	22	22	2	4	47.50	16	6406	
	470	23	20	1	1	23	1	1	21	21		1		19	5742	
	471	37	32	4		37	5	5	36	36	2	4	65.00	30	5481	
	473	19	14	3	1	19	5	5	17	17	2	4	36.25	12	6391	
	474	16	6	8		16	12	4	14	13	3	7	22.14	5	1880	
	475	5	1	2		5	2	2	3	3	1	2		1		
	476	15	7	5		15	10	3	12	12	3	3	28.33	5	1940	
	477	25	21	3		25	20	1	24	24	1	3		17	1288	
	478	13	8	4		13	7	2	12	12	1	2		7	3400	
	479	12	6	2		12	6	4	8	8	4	6		6	1216	
	480	12	3	3	1	12	1	1	3	3	1	1	50.00	1		
	481	5	3	2		5	5	4	5	5	1	3		1		
	482	24	16	5		24	17	1	21	21	10	3	15.00	11	1336	
	483	10	4	5		10	10	6	9	9	2	4	17.75	3	1366	
	484	8	3	5		8	8	2	8	8	2	5	25.60	2		
	485	9	4	4		9	8	1	8	8	5	4	12.75	3	1566	
	486	8	8			8	8	2	8	8	3	8		8	1325	
	487	13	11	2		13	11	2	13	12	4	2		10	1450	
	488	7	5	2		7	7	2	7	7	3	2		4	1325	
	489	6	5	1		6	4	4	5	5	3	5		5	1840	
	490	8	6	2		8	6	4	8	8	1	2		5	1960	
	491	8	4	4		8	7	1	8	8	2	2		4	3875	
	492	8	4	4		8	3	2	8	8	2	2		4	4300	
	493	12	10	1		12	9	1	11	11	1	4		8	5100	
	494	10	5	4		10	9	1	9	9	2	2	61.25	5	5100	
	495	3	2	1		3	2	1	3	3	1	2		7	3142	
	497	4	4			4	4		4	4		4		4	2125	
	498	2				2	3		3	3	1	3		3	4000	
	499	4	3	1		4	4		4	4		1		3	4233	
	500	2				2			2	2		1				
	501	1				1			1	1						
	502	1				1			1	1						
	503	6	2	1		6	2	1	3	3	1	1		2		
	504	10	4	4		10	10	6	10	9	3	3	16.80	3	966	
	505	16	11	4		16	16	12	15	15	10	5	12.00	7	1171	
	506	16	7	8		16	5		15	15	5	7	34.57	4	3325	
	507	22	11	9	1	22	14	5	20	18	6	9	25.44	9	2688	
	508	2				2			2	2						
	509	44	22	20		44	37	14	42	42	22	17	33.05	15	2866	
	510	39	25	10	2	39	30	12	35	34	9	11	30.18	20	2345	
	511	12	8	6		12	9	8	12	12	4	4	40.00	6	4000	
	512	17	11	4		17	15	1	17	16	6	6	55.00	6	7500	
	513	22	18	2		22	21	2	20	20	2	2		18	6361	
	514	17	11	9	2	17	15	3	13	13	2	2	43.90	11	5745	
	515	22	13	5	4	27	19	3	18	16	19	4	51.25	11	7136	
	516	3	2	1		3	2	2	2	2	1	7	49.42	19	8173	
	517	15	10	4		15	11	1	14	14	1	5	73.00	10	6850	
	518	35	29	6	1	35	4	1	35	34	1	6	42.50	27	7548	
	519	14	10	4		14	14		14	14		4	25.50	8	7812	
	520	31	25	5		31	30		30	30		5	44.60	22	7161	
	521	17	15	2		17	17		17	16		2		15	7420	
	522	24	18	6		24	23		24	23		5		17	7776	
	523	23	19	4		23	23		23	22	1	4	49.00	17	7776	
	524	14	10	3		14	14	1	13	12	3	3	58.75	17	8647	
	525	16	14	1		16	16	1	15	15	1	1	58.00	8	7875	
	526	7	6	1		7	7		7	7		1		5	6900	
	527	21	16	3	2	21	21		19	19	1	2		15	7373	
	528	12	11	1		12	12		11	11		1		11	8136	
	529	9	8	1	1	9	9		8	8		8		8	8062	
	530	3	3			3	3		3	3		3		3	9100	
	531	20	7	13	9	20	10	10	19	19	3	1	54.04	70	7348	
	532	20	16	4		20	19	1	20	20	1	4	53.75	15	4213	
	533	25	25			25	25		25	25		2		23	4065	
	534	19	14	3	1	19	19	3	17	17	1	3	58.33	13	6684	
	535	27	23	4		27	27		27	27		4	80.00	22	8727	
	536	36	28	7		36	35	1	35	34	6	6	85.83	28	8307	
	537	7	6	1		7	7		7	7		6		8	10000	
	538	10	9	1		10	9		10	10		1		9	10566	
	539	42	38	2	1	42	41	2	40	40	1	2		38	7286	
	540	6	5	1		6	6	6	6	6		5	71.00	53	5281	
	541	27	22	2		27	26	4	27	27		5	54.00	22	6054	
	542	18	17	1		18	18	3	18	18		3		16	4756	
	543	5	4	1	3	5	3	2	4	4	1	5	29.15	25	2848	

<sup>1</sup>For renter - occupied dwelling units and vacant nonseasonal not dilapidated units, for rent.  
<sup>2</sup>For owner - occupied dwelling units and vacant nonseasonal not dilapidated units, for sale only.



Table 3.—CHARACTERISTICS OF HOUSING FOR BLOCK AREAS, BY BLOCKS: 1950—Con.

Block area	Block	All dwelling units by occupancy and tenure					All dwelling units by condition and plumbing facilities			Occupied dwelling units			Contract monthly rent <sup>1</sup>		Value of one-dwelling-unit structures	
		Total	Owner occupied	Renter occupied	Vacant non-seasonal not dilap., for rent or sale	Other vacant and non-resident	Number reporting	No private bath or dilap.	No running water or dilap.	Total	Persons per room		Number reporting	Average monthly rent (dollars)	Number reporting	Average value (dollars)
											Number reporting	1.51 or more				
H	544	45	24	13	5	3	43	17	37	36	6	17	39.58	10	4,290	
	545	11	6	5			10	4	11	10	7	5	44.00	4	4,350	
	546	7	3	2			6	1	5	5	1	2		3	4,166	
	553	19	16	1	1		18	2	17	17	1	1		15	6,946	
	554	11	8	2			11	1	10	10	2	2		6	6,383	
	555	8	6	2			8	1	8	8	2	2		5	5,800	
	556	16	12	4			16	2	16	16	1	2		12	4,866	
	557	10	8	2			10	2	10	10	2	2		7	8,814	
	558	8	7	1			8	1	8	8	1	1				
	559	14	7	6		1	13	1	13	13	1	6	40.83	7	4,957	
	560	11	7	2		2	11	1	9	9	1	1		7	9,785	
	561	11	7	4			11	1	11	11	1	4	52.50	5	9,660	
	562	7	6	1			7	3	7	7	1	1		6	3,916	
	563	15	10	3		2	15	7	13	13	3	2		7	4,000	
	564	10	6	4			10	4	10	10	3	3	105.00	4	7,125	
	565	12	11	1			12	5	12	12	3	1		11	6,090	
	566	6	6				6	4	6	6	2	2		6	3,083	
	567	5	5				5	2	5	5	5	5		5	4,000	
	569	10	7	2		1	10	2	9	9	1	2		7	5,857	
	570	14	12	2			14	4	14	14	2	2		11	3,681	
	571	7	5	2		2	6	3	5	5	2	2		2	5	
	572	7	7				7	3	7	7	1	1		2	9,200	
	573	57	31	20	4	2	56	17	51	51	4	18	34.77	27	7,977	
	574	1	1	1			1	2	1	1	1	6	46.33	2		
	575	4	1	3			4	4	4	4	2	2				
	576	1	1				1		1	1						
	577	16	14	1	1		16	1	15	15	1	1		13	6,284	
	578	25	17	6	1	1	22	1	23	20		5	57.40	15	6,540	
	580	14	14	6	1		14	7	13	13	2	5	39.20	5	3,640	
	581	13	9	4			13	5	13	13	1	3	33.33	9	3,888	
	582	5	3	2			5	3	5	5	4	2		2		
	583	7	6	1			7	3	7	7	1	5		5	5,740	
	584	9	6	3			9	4	9	9	1	2		2	2,940	
	585	6	4	2			6	1	6	6	1	2		4	2,625	
	586	3	3		1		3	2	2	2	1	2		2		
	587	7	6	1			7	5	7	7	1	5		5	3,300	
	588	16	13	3			16	2	16	16	5	2		11	4,036	
	589	6	4	1	1		6	2	4	4	1	4		1	5,875	
	590	6	6	3			6	2	6	6	3	3	21.66	4		
	591	1	1				1		1	1		1		1		
	597	7	4	3			7	4	7	7	1	3	31.66	3	3,600	
	598	5	4	1			5	3	5	5	2	1		4	2,450	
	599	10	9	1			10	6	10	10	5	9		9	2,000	
	600	14	12	2			14	5	14	14	3	2		11	3,000	
	601	16	14	2			16	9	16	16	4	1		11	3,218	
	602	7	7	1	1		7	1	7	7	1	1		7	5,357	
	603	9	9	2			9	1	9	9	1	6		6	5,166	
	605	20	14	6			20	1	20	19	1	1	53.00	11	9,136	
	606	19	18	1	1		18	1	18	18	1	1		18	6,650	
	607	2					2		2	2		1		1		
	608	1					1		1	1	1	1		8	8,912	
	609	10	8	2			10	1	10	10		5	36.40	4	8,750	
	610	24	19	4	1	2	24	12	23	23	10	16	47.00	5	7,294	
	611	82	63	16		1	81	3	79	79	3	4	31.25	2	4,666	
	613	10	5	5			10	1	10	10	2	2		10	5,350	
	614	10	12	2			12	2	12	12	2	2		8	5,337	
	616	13	10	2	2		13	4	11	11	1	1		10	4,930	
	617	12	10	2			12	5	12	12	1	4		10	4,083	
	618	13	10	3			13	1	13	13	4	4	41.25	6	4,150	
	619	10	10				10	2	10	10	2	10		10	3,780	
	620	8	5	2	1		8	3	7	7	2	3	56.66	5	5,000	
	621	3	3	2			3	2	3	3	2	2		5	4,600	
	622	6	6	1			6	2	6	6	3	4		4	2,625	
	623	11	9	2			11	7	11	11	3	2		7	2,300	
	628	6	4	1		1	6	1	5	5	1	1		4	3,125	
	629	8	8				8	3	8	8	1	3		3	3,125	
	630	12	6	4	1	1	12	4	10	10	5	5	40.00	3	3,833	
	631	14	9	4	1		14	6	13	13	2	4	42.50	9	3,033	
	632	14	10	4			14	1	12	12	1	2		5	4,220	
	634	10	8	2			10	1	10	10	1	1		8	6,087	
	635	11	8	2			11	1	10	10	2	2		6	6,250	
	636	11	8	2		1	11	7	10	10	2	2		9	3,033	
	637	14	10	4	2		14	4	12	12	3	2		4	4,375	
	638	6	6	1	1		6	4	5	5	1	1		5	3,360	
	640	8	8	2			8	6	8	8	2	2		4	2,875	
	641	7	5	2			7	1	7	7	1	2		5	3,600	
	642	8	5	2	1		8	3	7	7	2	1		2		
	643	3	2	1			3	3	3	3		1		2		
	644	2					2		2	2		1		2		
	645	11	7	3	1		10	2	10	9	3	3	48.33	5	3,500	
	648	1					1		1	1						
	649	3	3				3		3	3		3		3	3,233	
	650	6	5	1			6	6	6	6	2	1		3	1,200	
	651	1					1		1	1						
	652	10	6	3	1		9	4	9	9	2	3	36.66	5	3,320	
	653	1					1		1	1						
	654	5	3	1	1		5	1	3	3	3	3	45.00			

<sup>1</sup>For renter-occupied dwelling units and vacant nonseasonal not dilapidated units, for rent.  
<sup>2</sup>For owner-occupied dwelling units and vacant nonseasonal not dilapidated units, for sale only.

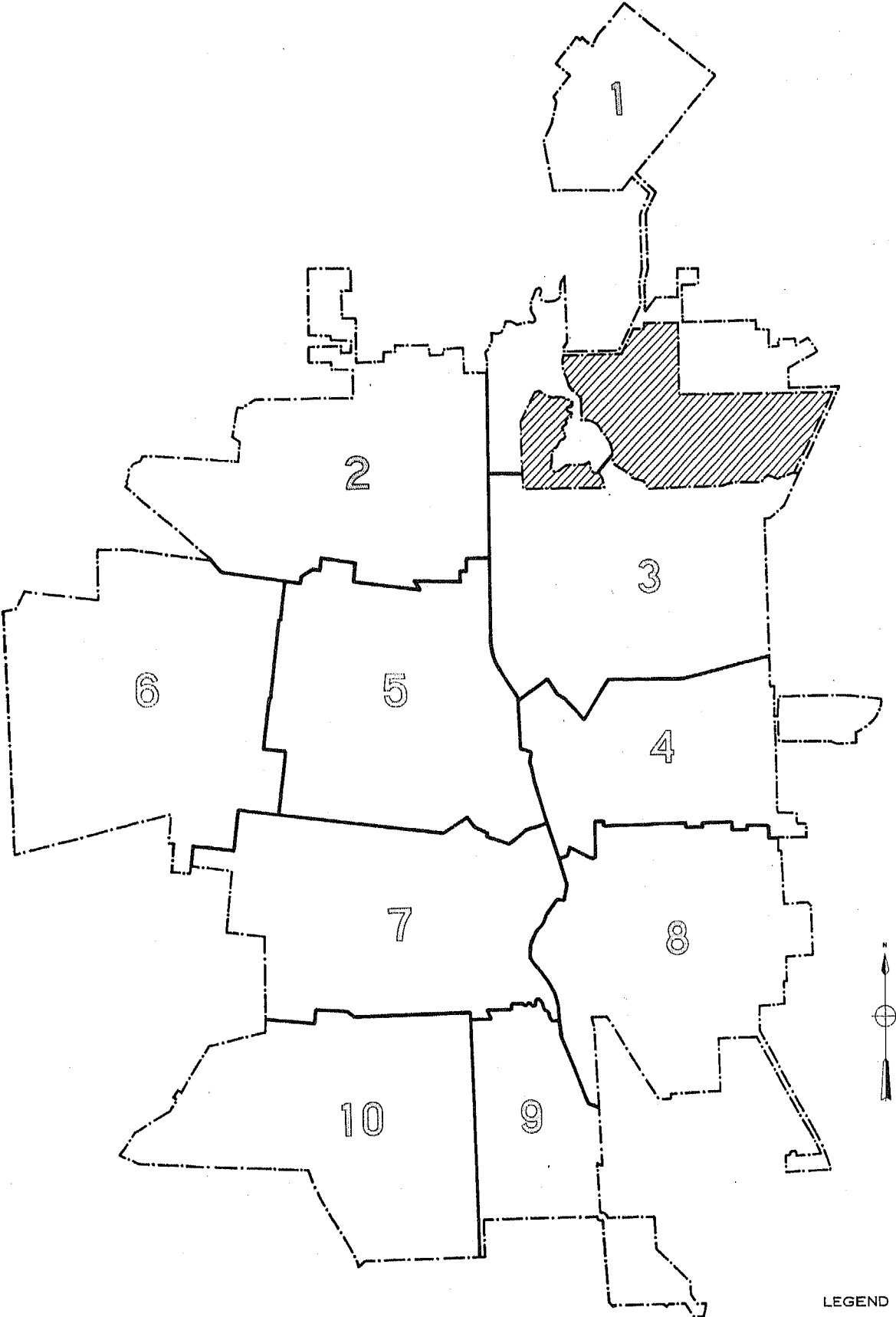
HOUSING—BLOCK STATISTICS


Table 3.—CHARACTERISTICS OF HOUSING FOR BLOCK AREAS, BY BLOCKS: 1950—Con.

Block area	Block	All dwelling units by occupancy and tenure				All dwelling units by condition and plumbing facilities			Occupied dwelling units			Contract monthly rent <sup>1</sup>		Value <sup>2</sup> of one-dwelling-unit structures			
		Total	Owner occupied	Renter occupied	Vacant non-seasonal not dilap., for rent or sale	Other vacant and non-resident	Number reporting	No private bath or dilap.	No running water or dilap.	Total	Persons per room		Number reporting	Average monthly rent (dollars)	Number reporting	Average value (dollars)	
											Number reporting	1.51 or more					Occupied by non-white
H	655	2															
	656	4														3	3,500
	657	4														4	1,125
	658	4		1												3	1,833
	659	6														6	2,416
	660	8		2												5	4,200
	662	4		6		1										4	3,875
	663	9		2												6	9,833
	664	1															
	665	1															
	666	65	56	7	1	1	65	22	1	63	63	4	6	50.83	37	6,337	
	667	1															
	668	4		3												2	
	669	10		5		1	10	4	1	9	9	2	4	33.75	4	5,375	
	671	9		8			9	6		9	9	3	1		7	2,700	
	672	11		7		1	9	6		10	8	2	1		4	2,400	
	673	6		3			6	2		6	6	2	3	31.66	3	3,166	
	674	5		4			5	3		5	5	1			4	3,500	
	675	2															
	676	6		4			5	3		6	6	2	1		2		
	678	7		5			7	6		7	7	4	2		4	2,250	
	680	12		11		1	11	7		11	11	6	2		11	2,772	
	681	8		6			8	6		8	8	2	2		4	3,375	
	682	6		5			6	4		6	6	1	1		5	3,340	
	683	2															
	684	9		7		1	9	3		8	8	2	1		7	3,842	
	687	4		2		1	3	1		3	3	1	1		1		
	688	3		2			3	3		3	3	1	1		1		
	689	4		1			4	3		4	4	3	3	35.00	1		
	690	7		6			7	5		7	7	1	1		6	3,050	
	691	8		5			8	1		8	8	1	3	45.00	5	4,420	
	693	4		3			4	1		4	4	1	1		5	3,700	
	694	8		2			8	2		8	8	2	2		5	4,280	
	696	18		18			18			18	17	2	17	39.52			
	697	27		1		1	27	1		26	25	2	26	40.30			
	698	27		2		1	27			27	27	2	27	40.74			
	699	13		13		1	13			12	12	2	13	38.00			
	701	3		2			3			3	3		1		2		
	703	4		2		1	4			3	3		1				
	705	2															
	707	5		4			5	1		5	5		1		3	6,500	
	708	6		4			6	3		6	6	2	1		4	2,450	
	709	4		2		1	4	3		4	4	1	1		4	1,875	
	710	5		5			5	4		5	5	1	1		4	4,333	
	711	7		6		1	7	3		6	6	1	1		6	2,766	
	712	6		6			6	6		6	6	2	2		8	3,012	
	713	10		9		1	10	6		9	9	1	5	26.60	1		
	717	6		1			6	4		6	6	1	2		2		
	718	4		2			4	1		4	4	3	2				
	719	3		2			3	1		3	3						
	720	5		4			5	1		5	5	1	1		2		
	721	3		2			3	3		3	3				6	3,233	
	722	7		6			7	2		7	7	1	1		6	3,450	
	723	11		6		1	11	1		10	10	1	4	38.75			
	724	13		4			13	3		13	13	4	9	37.33	4	3,000	
	725	7		6			7	3		7	7		1				
	727	2					2			2	2						
	728	6		6			6			6	6		6	36.66			
	729	25		25			25			25	25		25	37.52			
	730	28		28			28			28	28		28	39.39			
	731	1															
	732	18		18			18			18	18		18	40.77			
	733	23		22		1	23			22	22		23	41.34			
	734	39		39			39			39	39		39	39.97			
	738	9		2			9	1		9	9	3	1		3	1,033	
	739	5		5			5	1		5	5				6	3,500	
	740	13		6		2	13	4		11	11	2	5	43.20	3	3,166	
	741	18		13			18	18		18	18	1	5	30.60	13	3,200	
	742	6		2			6	6		6	6		2		6	2,916	
	743	12		7			12	6		12	12	5					
	744	9		7			9	4		9	9	2	2		4	4,250	
	745	5		4			5	5		5	5		4		1		
	746	3		1			3	2		3	3		1		1		
	754	51		50		1	51			50	50		50	37.00			
	756	43		43			43			43	43		43	37.67			
	757	23		23			23			23	23		23	36.21			
	758	23		23			23			23	23		23	40.08			
	759	20		18		1	20			19	19		19	40.68			
	760	4		3			4			4	4		1		2		
	761	1															
	763	12		9		1	12	2		11	9	3	1		7	5,314	
	764	4		4			4	2		4	4				2		
	765	5		5			5			5	5				5	5,900	
	766	2															
	767	35		34		1	35			34	34		35	40.65			

<sup>1</sup>For renter - occupied dwelling units and vacant nonseasonal not dilapidated units, for rent.  
<sup>2</sup>For owner - occupied dwelling units and vacant nonseasonal not dilapidated units, for sale only.

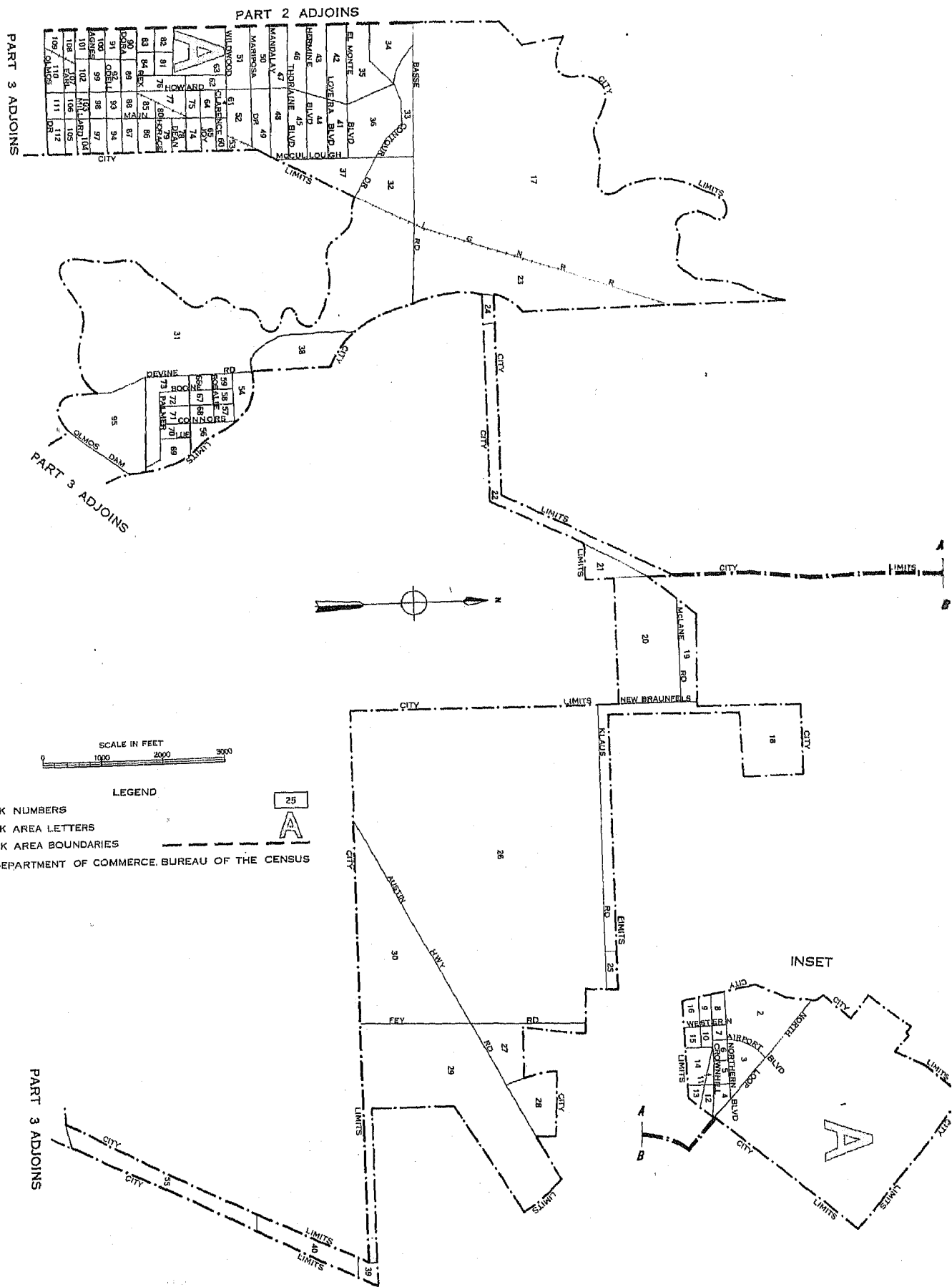
SAN ANTONIO, TEXAS, :1950  
KEY MAP



LEGEND  
PART NUMBER 1  
OUTSIDE OF CITY 

SAN ANTONIO, TEXAS, BY BLOCKS: 1950

PART 1 OF 10 PARTS



PART 2 ADJOINS

34	33	32	31	30	29
EL MONTE BLVD	WINDWOOD	DEVINE	DEVINE	DEVINE	DEVINE
42	41	40	39	38	37
LORENA BLVD	LORENA BLVD	LORENA BLVD	LORENA BLVD	LORENA BLVD	LORENA BLVD
48	47	46	45	44	43
HERMINE BLVD	HERMINE BLVD	HERMINE BLVD	HERMINE BLVD	HERMINE BLVD	HERMINE BLVD
46	45	44	43	42	41
THORBAINE BLVD	THORBAINE BLVD	THORBAINE BLVD	THORBAINE BLVD	THORBAINE BLVD	THORBAINE BLVD
47	46	45	44	43	42
MARIPOSA	MARIPOSA	MARIPOSA	MARIPOSA	MARIPOSA	MARIPOSA
50	49	48	47	46	45
MARIPOSA	MARIPOSA	MARIPOSA	MARIPOSA	MARIPOSA	MARIPOSA
51	50	49	48	47	46
WINDWOOD	WINDWOOD	WINDWOOD	WINDWOOD	WINDWOOD	WINDWOOD
51	50	49	48	47	46
WINDWOOD	WINDWOOD	WINDWOOD	WINDWOOD	WINDWOOD	WINDWOOD
51	50	49	48	47	46
WINDWOOD	WINDWOOD	WINDWOOD	WINDWOOD	WINDWOOD	WINDWOOD
51	50	49	48	47	46

PART 3 ADJOINS


LEGEND

BLOCK NUMBERS 25

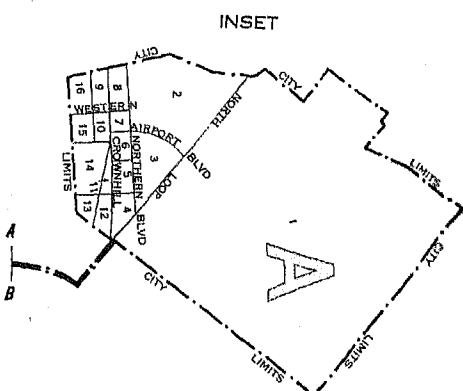
BLOCK AREA LETTERS A

BLOCK AREA BOUNDARIES ———

U.S. DEPARTMENT OF COMMERCE, BUREAU OF THE CENSUS

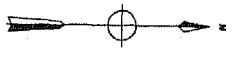
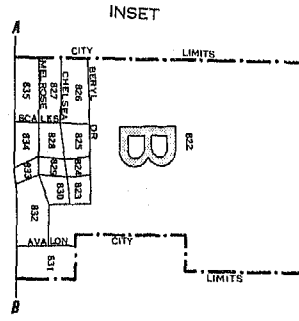
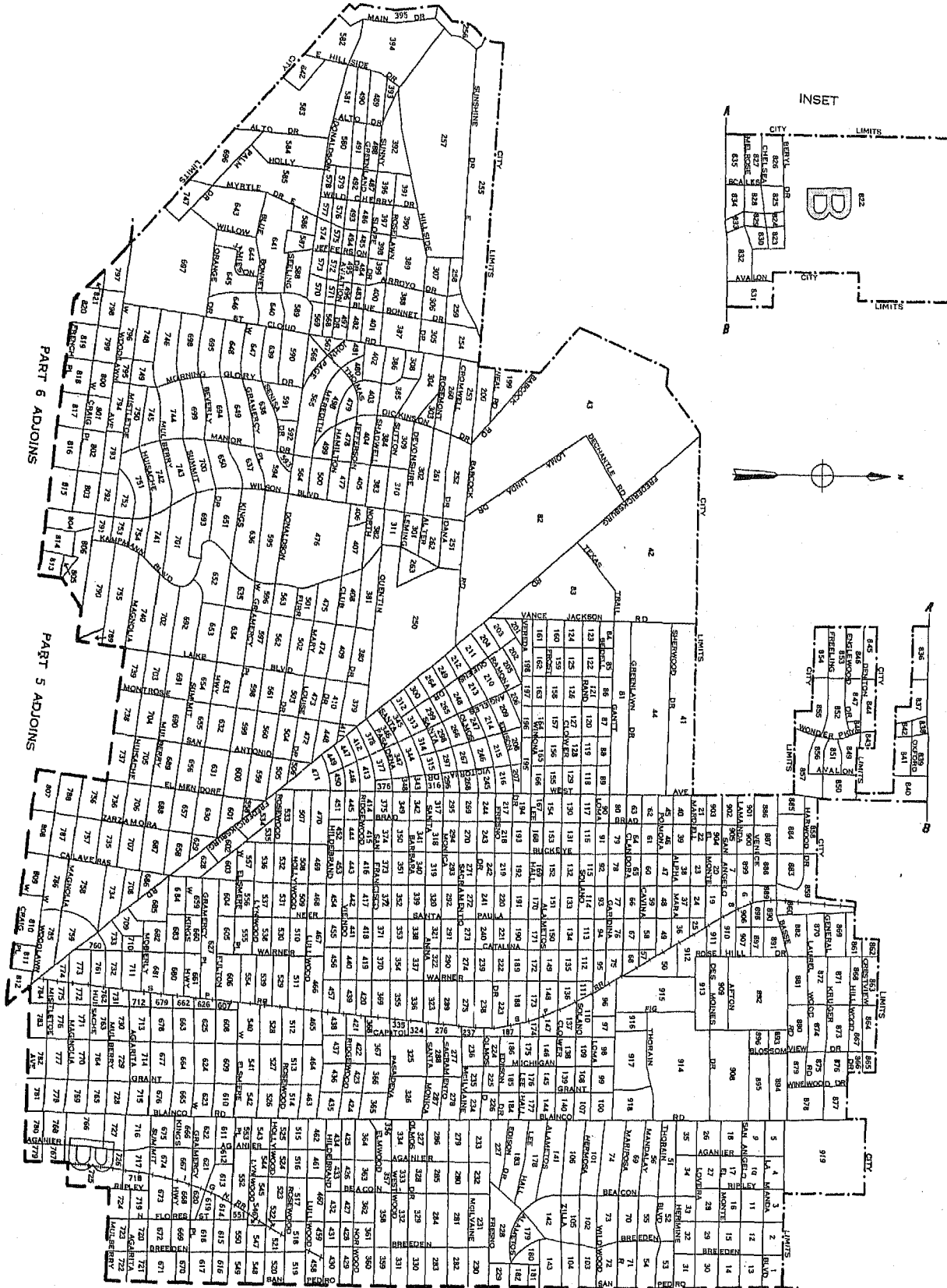


PART 3 ADJOINS



SAN ANTONIO, TEXAS, BY BLOCKS: 1950

PART 2 OF 10 PARTS



PART 3 ADJOINS

PART 1 ADJOINS



LEGEND

BLOCK NUMBERS

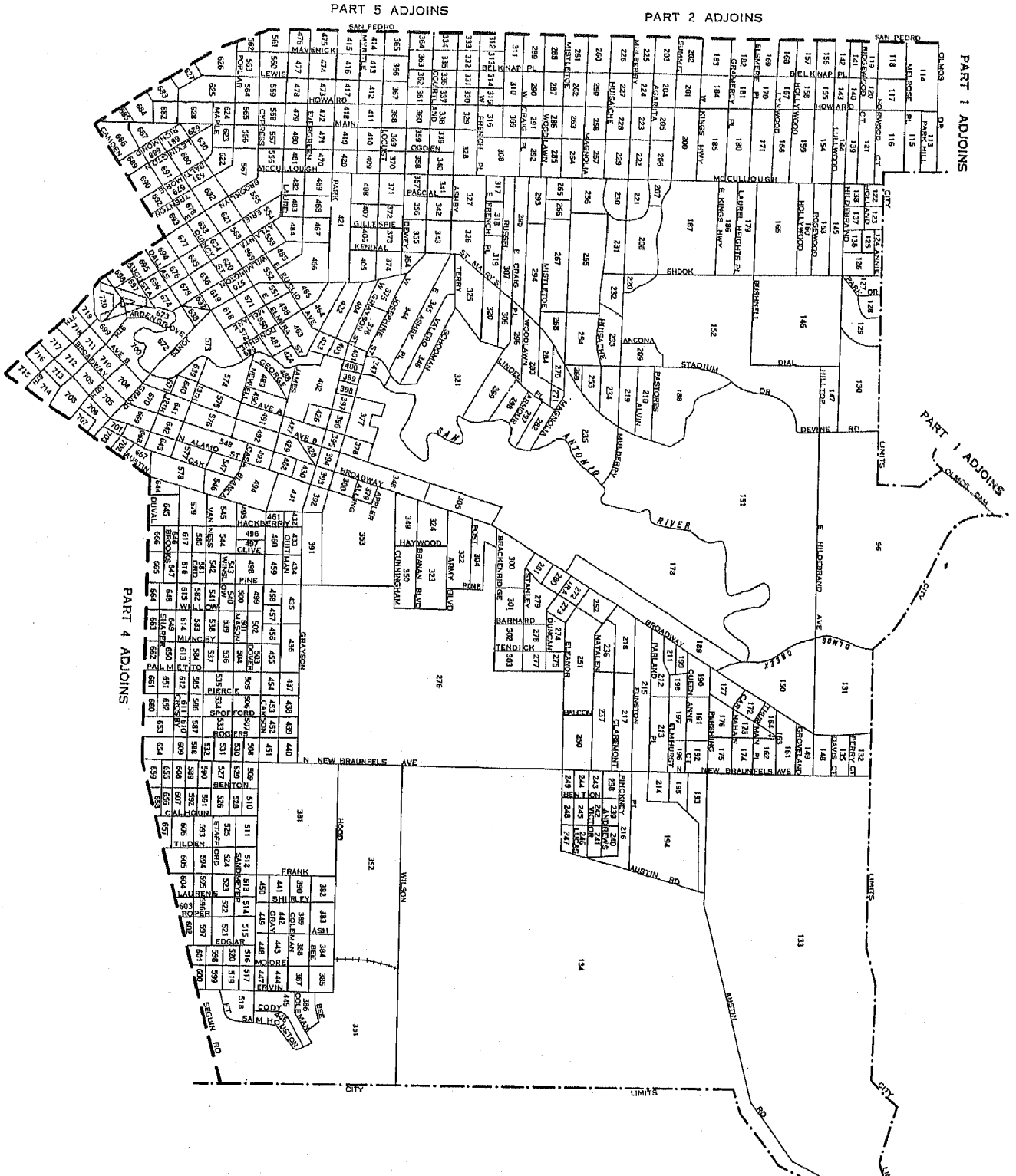
BLOCK AREA LETTERS

BLOCK AREA BOUNDARIES

U.S. DEPARTMENT OF COMMERCE, BUREAU OF THE CENSUS

SAN ANTONIO, TEXAS, BY BLOCKS: 1950

PART 3 OF 10 PARTS



LEGEND

BLOCK NUMBERS

BLOCK AREA LETTERS

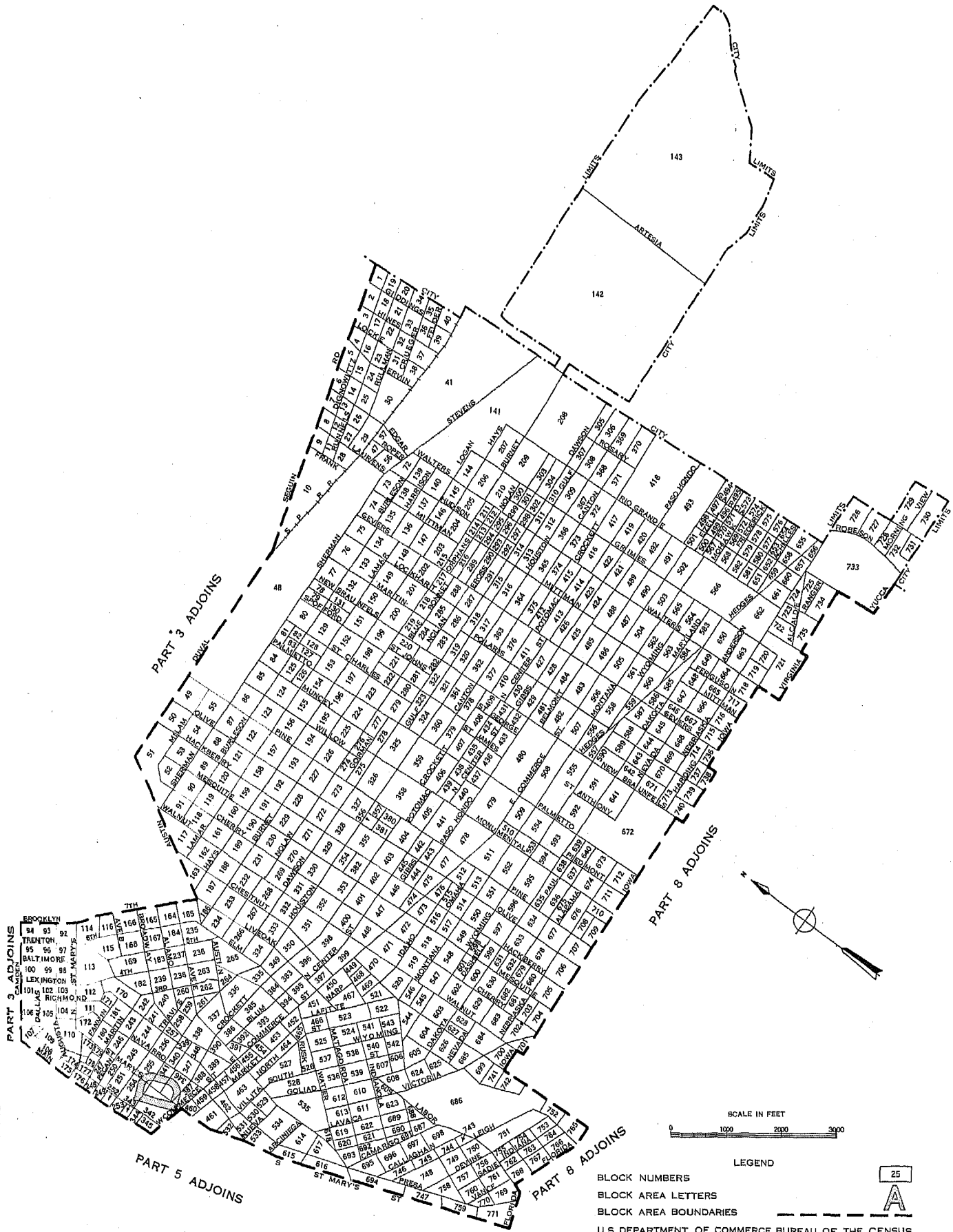
BLOCK AREA BOUNDARIES

U.S. DEPARTMENT OF COMMERCE, BUREAU OF THE CENSUS



SAN ANTONIO, TEXAS, BY BLOCKS: 1950

PART 4 OF 10 PARTS

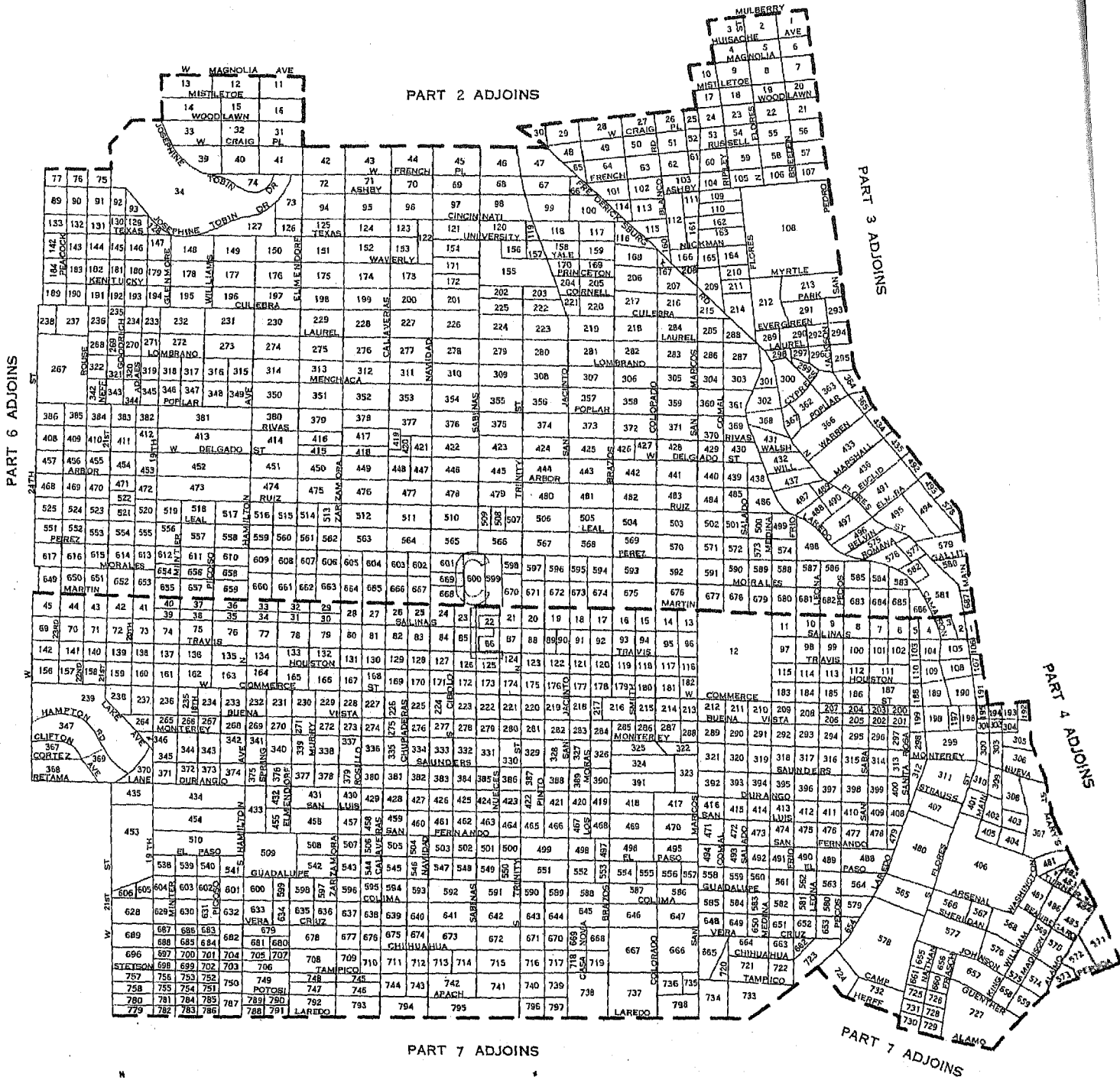


BLOCK NUMBERS  
BLOCK AREA LETTERS  
BLOCK AREA BOUNDARIES  
U.S. DEPARTMENT OF COMMERCE, BUREAU OF THE CENSUS

25  
A

# SAN ANTONIO, TEXAS, BY BLOCKS: 1950

## PART 5 OF 10 PARTS

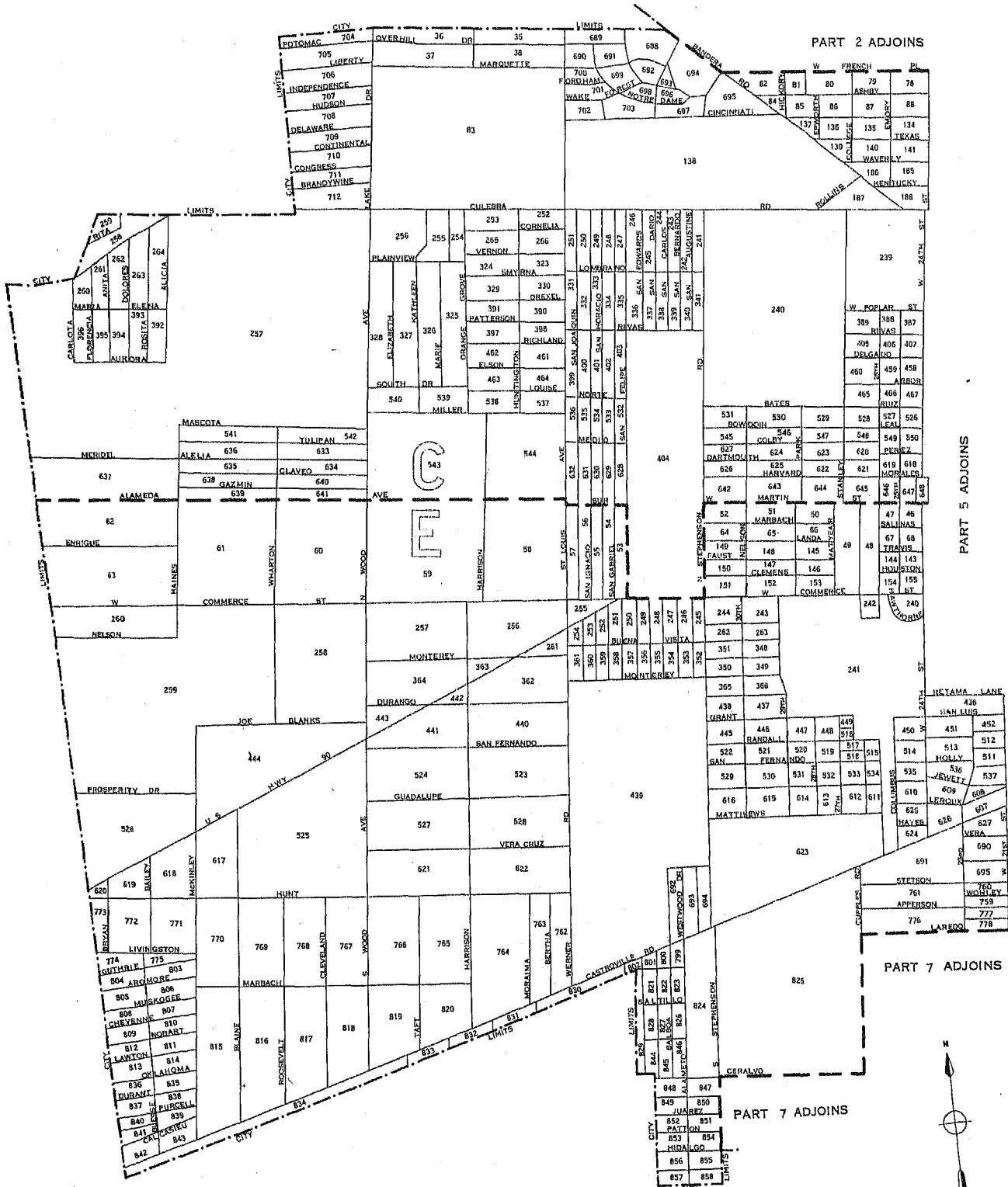


BLOCK NUMBERS  
 BLOCK AREA LETTERS  
 BLOCK AREA BOUNDARIES  
 U.S. DEPARTMENT OF COMMERCE, BUREAU OF THE CENSUS



SAN ANTONIO, TEXAS, BY BLOCKS: 1950

PART 6 OF 10 PARTS



PART 2 ADJOINS

PART 5 ADJOINS

PART 7 ADJOINS

PART 7 ADJOINS

SCALE IN FEET



LEGEND

- BLOCK NUMBERS
- BLOCK AREA LETTERS
- BLOCK AREA BOUNDARIES
- U.S. DEPARTMENT OF COMMERCE, BUREAU OF THE CENSUS



SAN ANTONIO, TEXAS, BY BLOCKS: 1950

PART 7 OF 10 PARTS



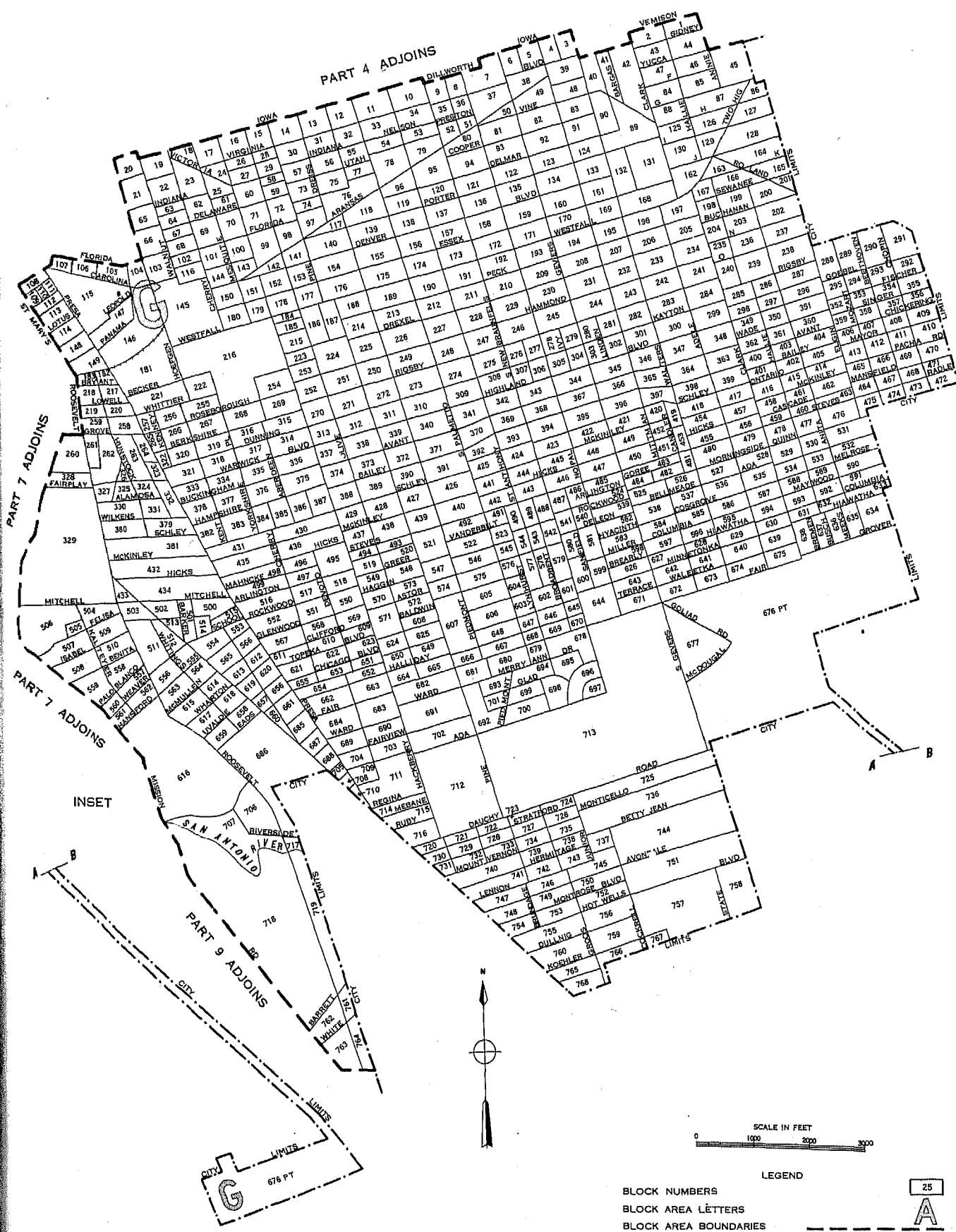
LEGEND

- BLOCK NUMBERS
- BLOCK AREA LETTERS
- BLOCK AREA BOUNDARIES
- U.S. DEPARTMENT OF COMMERCE, BUREAU OF THE CENSUS



SAN ANTONIO, TEXAS, BY BLOCKS: 1950

PART 8 OF 10 PARTS



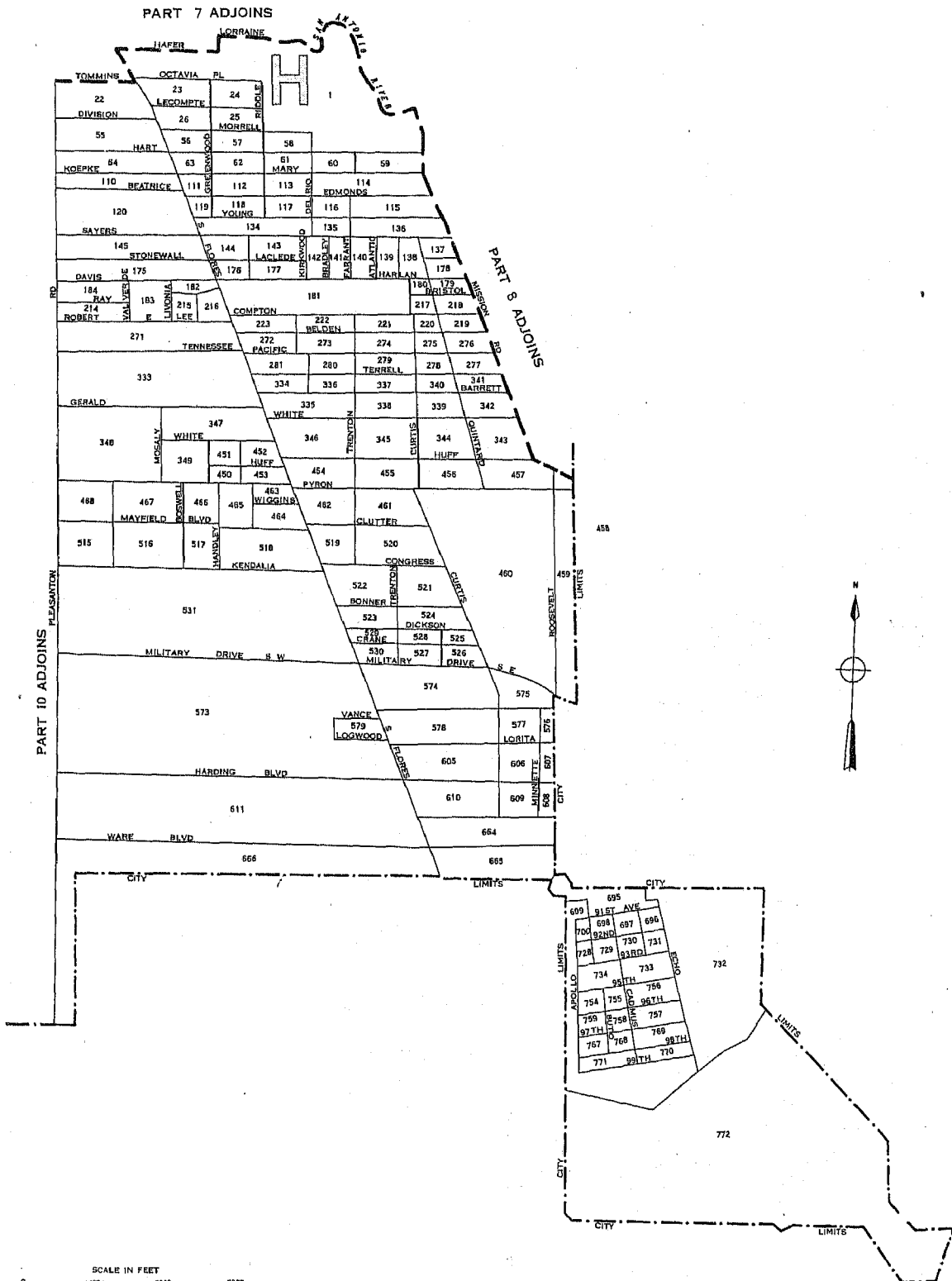
LEGEND

- BLOCK NUMBERS
- BLOCK AREA LETTERS
- BLOCK AREA BOUNDARIES
- U.S. DEPARTMENT OF COMMERCE, BUREAU OF THE CENSUS



SAN ANTONIO, TEXAS, BY BLOCKS: 1950

PART 9 OF 10 PARTS




LEGEND

BLOCK NUMBERS

BLOCK AREA LETTERS

BLOCK AREA BOUNDARIES

U.S. DEPARTMENT OF COMMERCE, BUREAU OF THE CENSUS



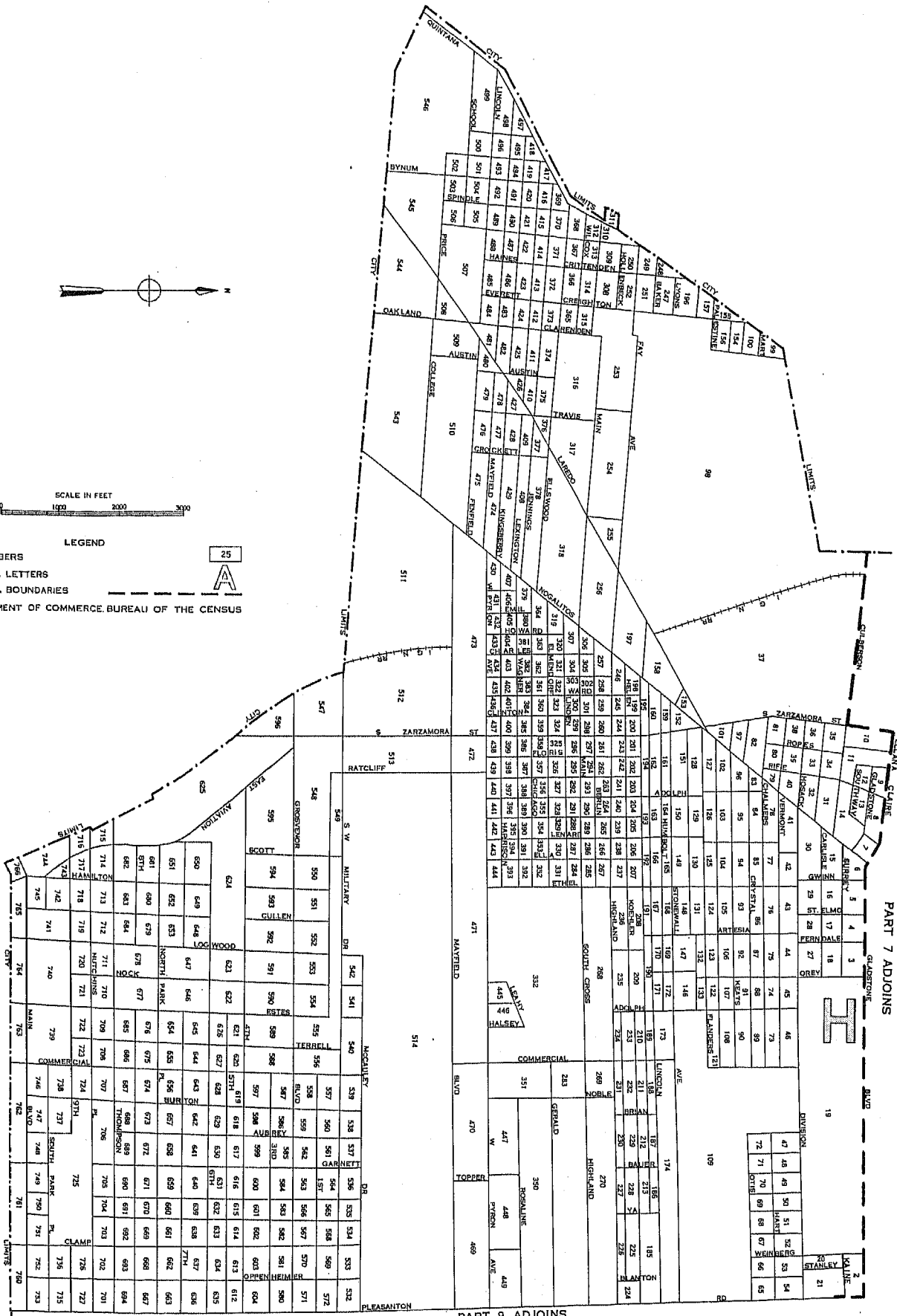
SAN ANTONIO, TEXAS BY BLOCKS: 1950

PART 10 OF 10 PARTS



LEGEND

- BLOCK NUMBERS
- BLOCK AREA LETTERS
- BLOCK AREA BOUNDARIES
- U.S. DEPARTMENT OF COMMERCE, BUREAU OF THE CENSUS




PART 7 ADJOINS

PART 9 ADJOINS

# 1950 UNITED STATES CENSUS OF HOUSING

U. S. DEPARTMENT OF COMMERCE • BUREAU OF THE CENSUS



**SAN BERNARDINO**  
CALIF.

**BLOCK  
STATISTICS**

## U. S. CENSUS OF HOUSING: 1950

### Volume

- I General Characteristics
- II Nonfarm Housing Characteristics
- III Farm Housing Characteristics
- IV Residential Financing
- V Block Statistics

Housing statistics for census tracts are to be included in the Population reports on census tracts.

## U. S. CENSUS OF POPULATION: 1950

### Volume

- I Number of Inhabitants
- II Characteristics of the Population

Succeeding volumes will cover the following subjects:

Census Tracts, Nativity and Parentage, Nonwhite Population by Race, Persons of Spanish Surname, Institutional Population, Differential Fertility, Labor Force Characteristics, Occupation, Industry, Income, Internal Migration, Education, Characteristics of Families and Households.

**UNITED STATES CENSUS of HOUSING : 1950**  
U. S. DEPARTMENT OF COMMERCE  
CHARLES SAWYER, Secretary

BUREAU OF THE CENSUS  
ROY V. PEEL, Director



**BLOCK STATISTICS**

**SAN BERNARDINO  
CALIFORNIA**


*Prepared under the supervision of  
Howard G. Brunsman, Chief  
Population and Housing Division*

1950 HOUSING CENSUS REPORT

VOLUME V, PART 170

UNITED STATES GOVERNMENT PRINTING OFFICE 1952

**BLOCKS • WARDS**







## BUREAU OF THE CENSUS

ROY V. PEEL, *Director*

A. ROSS ECKLER, *Deputy Director*  
HOWARD C. GRIEVES, *Assistant Director*  
CONRAD TAEUBER, *Assistant Director*  
MORRIS H. HANSEN, *Assistant Director for Statistical Standards*  
ROBERT Y. PHILLIPS, *Assistant Director for Operations*  
CALVERT L. DEDRICK, *Coordinator, International Statistics*  
FRANK R. WILSON, *Information Assistant to the Director*

### Population and Housing Division—

HOWARD G. BRUNSMAN, *Chief*  
WAYNE F. DAUGHERTY, *Assistant Chief for Housing*  
ROBERT B. VOIGHT, *Assistant Chief for Operations*  
HENRY S. SHRYOCK, JR., *Assistant Chief for Population*  
EDWIN D. GOLDFIELD, *Program Coordinator*

Quality and Equipment Statistics—Robert C. Hamer, *Chief*  
Inventory Statistics—Carl A. S. Coan, *Chief*  
Developmental Programs—J. Hugh Rose, *Chief*  
Residential Financing—Junia H. Honnold, *Chief*  
Territories and Possessions—Joel Williams, *Chief*  
Statistical Sampling—Joseph Steinberg, *Chief*  
Statistical Procedure—Morton A. Meyer, *Chief*  
Processing Operations—Milton D. Lieberman, *Chief*

Administrative Service Division—WALTER L. KEHRES, *Chief*  
Agriculture Division—RAY HURLEY, *Chief*  
Budget Officer—CHARLES H. ALEXANDER  
Business Division—HARVEY KAILIN, *Acting Chief*  
Field Division—LOWELL T. GALT, *Chief*  
Foreign Trade Division—J. EDWARD ELY, *Chief*  
Geography Division—CLARENCE E. BATSCHLET, *Chief*  
Governments Division—ALLEN D. MANVEL, *Chief*  
Industry Division—MAXWELL R. CONKLIN, *Chief*  
Machine Tabulation Division—C. F. VAN AKEN, *Chief*  
Personnel Division—HELEN D. ALMON, *Chief*

### SUGGESTED IDENTIFICATION

U. S. Bureau of the Census. *U. S. Census of Housing: 1950. Vol. V, Block Statistics, Part 170.*  
U. S. Government Printing Office, Washington, D. C., 1952.

For sale by the Superintendent of Documents, U. S. Government Printing Office, Washington 25, D. C.,  
or any of the Field Offices of the Department of Commerce - Price 15 cents

## PREFACE

This report presents statistics on characteristics of dwelling units by blocks for the city. The tabulations are based on data from the 1950 Census of Housing, taken as of April 1, 1950. Authorization for the 1950 Census of Housing as part of the Seventeenth Decennial Census was provided by the Housing Act of 1949, approved July 15, 1949.

The major portion of the information compiled from the 1950 Census of Housing appears in Volume I, *General Characteristics*; Volume II, *Nonfarm Housing Characteristics*; Volume III, *Farm Housing Characteristics*; Volume IV, *Residential Financing*; and Volume V, *Block Statistics*. Volume V consists of separate reports, issued as bulletins for each of the 209 cities which in 1940 or in a subsequent census had a population of 50,000 or more. These reports will not be bound into a single publication.

The subjects covered in both the 1950 and 1940 reports on characteristics of dwelling units by blocks are substantially similar.

This report was prepared under the direction of Howard G. Brunsman, Chief, Population and Housing Division, and Wayne F. Daugherty, Assistant Chief for Housing. Robert C. Hamer, Chief, Quality and Equipment Statistics Section, was in charge of coordinating the content and the format of the report with assistance from Carl A. S. Coan, Chief, Inventory Statistics Section; Floyd D. McNaughton, Chief, Equipment and Facilities Unit; Beulah Washabaugh, Chief, Tenure and Vacancy Unit; and Walter A. Hines. The compilation of the statistics was under the supervision of Robert B. Voight, Assistant Chief for Operations.

The collection of the information on which these statistics are based was under the supervision of Lowell T. Galt, Chief, Field Division. The geographic work, including the assignment of all block numbers and the preparation of maps, was under the supervision of Clarence E. Batschelet, Chief, Geography Division. The data were tabulated under the supervision of C. F. Van Aken, Chief, Machine Tabulation Division.

February 1952.

# SAN BERNARDINO, CALIF.

## CONTENTS

### INTRODUCTION

	Page		Page
General.....	1	Definitions and explanations—Continued	
Related reports.....	1	Persons per room.....	2
Use of data.....	1	Color of occupants.....	2
Comparability with 1940 Housing Census data.....	1	Contract monthly rent.....	2
Definitions and explanations.....	1	Value of one-dwelling-unit structures.....	2
Dwelling unit.....	1	Number reporting.....	2
Occupancy and tenure.....	2	Block identification.....	2
Condition and plumbing facilities.....	2		

### TABLES

	Page
Table 1.—Characteristics of housing for the city: 1950.....	3
Table 2.—Characteristics of housing by wards: 1950.....	3
Table 3.—Characteristics of housing for wards, by blocks: 1950.....	4

Map of city, by blocks, appears following last page of tables.

# BLOCK STATISTICS

## INTRODUCTION

### GENERAL

Volume V of the Reports on Housing consists of a separate report for each of the 209 cities which in 1940, or in a subsequent census prior to 1950, had a population of 50,000 or more. Each report presents for the city, by blocks, tabulations for a limited number of subjects obtained in the Census of Housing. The subjects in these reports are similar to those in the block statistics supplements to Volume I of the reports of the 1940 Census of Housing. The subjects in this report present the number of dwelling units classified by occupancy and tenure, condition and plumbing facilities, persons per room, color of occupants, average contract monthly rent of renter-occupied and selected vacant units, and the average value of one-dwelling-unit owner-occupied and selected vacant structures. In table 1, the statistics for these subjects are summarized for the city. Table 2 contains the statistics for wards; these are the only statistics for wards that will be published from the 1950 Census of Housing. In table 3, the data are presented by blocks within wards and block areas. Maps identifying the location of each block and the ward boundaries are a part of this report.

**Related reports.**—Related statistics for this city are contained in the Reports on Housing, Volume I, *General Characteristics*; and in the Reports on Population, Volume I, *Number of Inhabitants*, and Volume II, *Characteristics of the Population*.

The Reports on Housing for each State in Volume I present data on the characteristics of dwelling units for the State by residence (urban, rural nonfarm, and rural farm), for standard metropolitan areas, urbanized areas, counties, for urban places, places of 1,000 to 2,500 inhabitants, and rural-nonfarm and rural-farm dwelling units for each county. Each report includes the following subjects: occupancy, tenure, race of occupants, type of structure, year built, condition and plumbing facilities, water supply, toilet and bathing facilities, number of rooms, number of persons, persons per room, electric lighting, heating equipment, heating and cooking fuels, refrigeration equipment, kitchen sink, radio, television, and, for nonfarm units, the contract monthly rent, gross monthly rent, and value of one-dwelling-unit structures.

Volume I of the Reports on Population shows the 1950 population of each county and of each minor civil division within the county. It also contains figures for each incorporated place, for each unincorporated place with 1,000 or more inhabitants, and for incorporated places of 5,000 or more by wards. A special series of tables presents data for each urbanized area giving the incorporated places and portions of minor civil divisions within it.

Volume II of the 1950 Population Reports contains statistics on the general characteristics of the population. Chapter A of this volume repeats the figures on number of inhabitants as shown in Volume I; Chapter B presents demographic, economic, and social characteristics of the population; and Chapter C gives more detailed cross-classifications for States and large cities and standard metropolitan areas.

**Use of data.**—The tabulation of housing characteristics for areas as small as city blocks provides descriptive material of considerable value for technical studies of housing in the city. The statistics will be useful in compiling totals for special types of areas that may be defined to meet the requirements of individual investigators. Users of the data should bear in mind that in

practically all cases the data for a given block represent the work of only one enumerator. Consequently, housing characteristics for blocks are subject to a wider margin of error than is to be expected in the figures for tracts or wards which represent returns made by a number of enumerators. Misinterpretation of instructions by one enumerator may cause a significant bias in the statistics for a block even though it may have a negligible effect upon the figures for larger areas. In particular, the enumeration of "condition" depended to a considerable extent upon the judgment of the individual enumerator. Also, failure to indicate the correct block number for a significant number of dwelling units may introduce errors into the block data.

**Comparability with 1940 Housing Census data.**—In the 1940 Census of Housing, reports entitled "Block Statistics" were issued as supplements to the first series of Housing bulletins. These supplements consisted of separate reports for each of the 191 cities which had 50,000 inhabitants or more in 1930.

In the 1950 reports, the block numbers used are different, in most cases, from those used in the 1940 reports. Therefore, to compare 1940 and 1950 data for a given block, it is necessary to locate the block on the maps to obtain the corresponding 1940 and 1950 block numbers.

The subjects in both the 1940 and 1950 reports are substantially similar. However, data on number of structures, year built, and mortgage status have been omitted from the 1950 report. Furthermore, in the 1940 reports average contract or estimated monthly rent was reported for all dwelling units while in 1950 average contract monthly rent is reported for some, and average value for other, dwelling units.

### DEFINITIONS AND EXPLANATIONS

More detailed and complete definitions are presented in Volume I of the Housing Reports.

**Dwelling unit.**—In general, a dwelling unit is a group of rooms or a single room, occupied or intended for occupancy as separate living quarters, by a family or other group of persons living together or by a person living alone.

A group of rooms, occupied or intended for occupancy as separate living quarters, is a dwelling unit if it has separate cooking equipment or a separate entrance. A single room, occupied or intended for occupancy as separate living quarters, is a dwelling unit if it has separate cooking equipment or if it constitutes the only living quarters in the structure. Also, each apartment in a regular apartment house is a dwelling unit even though it may not have separate cooking equipment. Excluded from the dwelling unit count are large rooming houses, institutions, dormitories, and transient hotels and tourist courts.

In the 1940 Census, a dwelling unit was defined as the living quarters occupied or intended for occupancy by one household. A household consisted of a family or other group of persons living together with common housekeeping arrangements, or a person living entirely alone. However, the enumerator was not explicitly instructed to define rooms as dwelling units on the basis of cooking equipment or separate entrance.

The number of dwelling units in the 1950 Census may be regarded as comparable with the number of dwelling units in the 1940 Census. Some living quarters may have been classified as separate dwelling units in the one census and not in the other. Further, in the 1950 Census, living quarters with five or more

## HOUSING—BLOCK STATISTICS

lodgers were not tabulated as dwelling units; generally, such quarters were included in the 1940 dwelling unit count. However, the net effect of these changes is probably small.

**Occupancy and tenure.**—Dwelling units are classified by occupancy and tenure into four groups: owner-occupied; renter-occupied; vacant nonseasonal not dilapidated, for rent or sale; and other vacant and nonresident. A dwelling unit is classified as owner-occupied if it was owned wholly or in part by the head of the household or by some related member of his family living in the dwelling unit. All other occupied units are classified as renter-occupied whether or not cash rent was actually paid for living quarters. Rent-free units and living accommodations received in payment for services performed are thus included with the renter-occupied units.

A dwelling unit is considered vacant if no persons are living in it at the time of enumeration. New units not yet occupied were enumerated as vacant dwelling units if construction had proceeded to the extent that all the exterior windows and doors were installed and final usable floors were in place. The classification "Vacant nonseasonal not dilapidated, for rent or sale" is descriptive of the vacant dwelling units reported in this classification. "Other vacant and nonresident" units include all dilapidated and seasonal vacant units as well as the not dilapidated units which were not for rent or sale.

Because of changes in enumeration procedures, the counts of total vacant units in 1940 and 1950 are not strictly comparable. In 1940, vacant units were enumerated if they were habitable; units uninhabitable and beyond repair were excluded from the enumeration. In 1950, units were included regardless of condition if they were intended for occupancy as living quarters. Therefore, no comparison should be made between the data on "vacant nonseasonal not dilapidated, for rent or sale" units from the 1950 Census and data in the 1940 Census reports.

In both censuses, dwelling units occupied entirely by non-residents were included with vacant units not for rent or sale. Trailers, tents, houseboats, and railroad cars which were vacant were excluded from the dwelling unit inventory in both 1950 and 1940.

**Condition and plumbing facilities.**—Data on condition of a dwelling unit are shown in combination with data for selected plumbing facilities and are, therefore, limited to units for which both condition and plumbing facilities are reported. Plumbing facilities include water supply, toilet facilities, and bathing facilities.

The category "with private bath" includes those dwelling units reported with both a flush toilet and a bathtub or shower inside the structure for the exclusive use of the occupants of the unit. The category "no private bath" includes those dwelling units not having private flush toilet or not having private bathing facilities. The "no running water" category includes units with only piped running water outside the structure or with only other sources such as a hand pump.

A dwelling unit is "dilapidated" when it is run-down or neglected, or is of inadequate original construction, so that it does not provide adequate shelter or protection against the elements or it endangers the safety of the occupants.

**Persons per room.**—The number of persons per room has been computed for each occupied dwelling unit by dividing the number of persons in the dwelling unit by the number of rooms in the dwelling unit. All persons enumerated in the Population Census as members of the household (including lodgers, servants, and other nonrelated persons) are counted in determining the number of persons that occupy the dwelling unit. The number of rooms in the dwelling unit includes all rooms available for living quarters throughout the year. Not counted as rooms are bath-rooms, closets, pantries, halls, screened porches, and unfinished rooms in the basement and attic.

**Color of occupants.**—Occupied dwelling units are classified by color of head of household according to the definition used in the

1950 Census of Population. The group designated as "nonwhite" consists of Negroes, Indians, Japanese, Chinese, and other non-white races. Persons who are not definitely Indian or of other nonwhite race are classified as white.

**Contract monthly rent.**—Contract monthly rent is the rent, at the time of enumeration, contracted for by the renter regardless of whether it includes furniture, heating fuel, electricity, cooking fuel, water, or personal services.

Monthly rent for vacant dwelling units is the amount asked for the dwelling unit at the time of enumeration. The average monthly rent relates to renter-occupied dwelling units and vacant nonseasonal not dilapidated units for rent. Dwelling units which are occupied "rent-free" are not included with the units reporting rent.

**Value of one-dwelling-unit structures.**—Average value is shown for owner-occupied dwelling units and vacant nonseasonal not dilapidated units which are for sale only. Value is shown only if the unit is in a one-dwelling-unit structure without business and if it is the only dwelling unit included in the property. The value represents the amount for which the owner estimates that the property, including such land as belongs with it, would sell under ordinary conditions and not at a forced sale. For vacant units, value is the sale price asked by the owner.

**Number reporting.**—Occupancy and tenure are reported for all dwelling units, and color of occupants is reported for all occupied units. The corresponding distributions for these subjects in table 1 are based on all dwelling units and on occupied units, respectively. For all other subjects, the distributions are based on the units for which the specific characteristics are reported, that is, the "Number reporting."

The number of dwelling units for which the enumerator obtained no report on a particular item is shown for the city totals only; however, the number "not reported" can easily be derived for each area in tables 2 and 3 by subtracting the number reporting from the total number of dwelling units (or total occupied).

**Block identification.**—A map or series of maps is included in this report showing block numbers for each block, number and letter designations for wards and block areas, and the names of principal streets.

Blocks are identified by serial numbers, a separate series of numbers being used for each ward or for a group of wards. Thus, the location of each block for which data are presented in table 3 may be determined by referring to the ward and block number shown on the map. Similarly, data for a specific block may be located in the table by reference to the map for the identification numbers of the ward and block.

In some cities "block areas" have been established to facilitate the numbering of blocks in groups of less than 1,000. This may cause a break in the sequence of block numbers within a ward. Where this occurs each part of the ward that is in a separate block area is distinguished on the map, and in the table the data are shown for blocks in numerical order within each block area section of the ward. When a boundary of a ward cuts through a block separating the block into segments, the statistics for each segment are tabulated in the ward in which it is physically located on the map. In such cases, to obtain the statistics for the entire block it is necessary to add the statistics for all segments.

If no dwelling units are reported for a block, the block number is not listed in table 3, although it is shown on the map. Dwelling units for which the block number was not reported are indicated in the table by the symbol "NR." Detailed data are not shown for such dwelling units, nor for blocks containing fewer than three dwelling units. Average monthly rent is not shown when the monthly rent was reported for fewer than three dwelling units. Average value is not shown when the value of one-dwelling-unit properties was reported for fewer than three dwelling units. All dwelling units are included, however, in the statistics for the city and for each ward.

Table 1.—CHARACTERISTICS OF HOUSING FOR THE CITY: 1950

Subject	Number	Percent	Subject	Number	Percent
<b>OCCUPANCY AND TENURE</b>			<b>PERSONS PER ROOM</b>		
All dwelling units.....	21,292	100.0	Occupied dwelling units.....	20,147	...
Owner occupied.....	12,480	58.6	Number reporting.....	19,860	100.0
Renter occupied.....	7,667	36.0	1.50 or less.....	19,073	96.0
Vacant nonseasonal not dilapidated, for rent or sale.....	674	3.2	1.51 or more.....	787	4.0
Other vacant and nonresident.....	471	2.2	Not reported.....	287	...
<b>CONDITION AND PLUMBING FACILITIES</b>			<b>CONTRACT MONTHLY RENT</b>		
All dwelling units.....	21,292	...	Renter-occupied, and vacant nonseasonal not dilapidated units, for rent—Number reporting.....	7,321	...
Number reporting.....	20,959	100.0	Total contract monthly rent..... dollars..	286,069	...
With private bath, not dilapidated.....	18,814	89.8	Average monthly rent..... dollars.....	39.08	...
No private bath, with running water, not dilapidated.....	998	4.8	<b>VALUE OF ONE-DWELLING-UNIT STRUCTURES</b>		
No running water or dilapidated.....	1,147	5.5	Owner-occupied, <sup>1</sup> and vacant nonseasonal not dilapidated units, for sale only—Number reporting.....	10,725	...
Condition or plumbing facilities not reported.....	333	...	Total value or sale price..... dollars..	91,975,900	...
No private bath or dilapidated.....	2,145	10.2	Average value..... dollars.....	8,576	...
<b>COLOR OF OCCUPANTS</b>					
Occupied dwelling units.....	20,147	100.0			
White.....	19,511	96.8			
Nonwhite.....	636	3.2			

<sup>1</sup>Restricted to 1-dwelling-unit properties.

Table 2.—CHARACTERISTICS OF HOUSING BY WARDS: 1950

Ward	All dwelling units by occupancy and tenure					All dwelling units by condition and plumbing facilities			Occupied dwelling units			Contract monthly rent <sup>1</sup>		Value <sup>2</sup> of one-dwelling-unit structures		
	Total	Owner occupied	Renter occupied	Vacant nonseasonal not dilap., for rent or sale	Other vacant and nonresident	Number reporting	No private bath or dilap.	No running water or dilap.	Total	Persons per room		Occupied by non-white	Number reporting	Average monthly rent (dollars)	Number reporting	Average value (dollars)
										Number reporting	1.51 or more					
TOTAL	21292	12480	7667	674	471	20959	2145	1147	20147	19860	787	636	7321	39.08	10725	8576
1	2458	893	1416	86	63	2415	634	294	2309	2260	153	194	1348	31.45	616	6063
2	3780	1910	1686	187	57	3741	120	87	3595	3548	21	14	1673	47.01	1624	8011
3	3748	1687	1890	97	74	3686	473	209	3577	3540	119	25	1824	33.28	1268	7013
4	5930	4601	1140	114	75	5230	54	36	5741	5647	36	2	1057	52.25	4310	10255
5	5376	3389	1535	250	202	5287	864	522	4924	4865	458	401	1419	34.57	2907	7215

<sup>1</sup>For renter-occupied dwelling units and vacant nonseasonal not dilapidated units, for rent.  
<sup>2</sup>For owner-occupied dwelling units and vacant nonseasonal not dilapidated units, for sale only.



SAN BERNARDINO, CALIF.

Table 3.—CHARACTERISTICS OF HOUSING FOR WARDS, BY BLOCKS: 1950—Con.

Ward	Block	All dwelling units by occupancy and tenure					All dwelling units by condition and plumbing facilities			Occupied dwelling units			Contract monthly rent <sup>1</sup>		Value <sup>2</sup> of one-dwelling-unit structures		
		Total	Owner occupied	Renter occupied	Vacant non-seasonal not dilap., for rent or sale	Other vacant and non-resident	Number reporting	No private bath or dilap.	No running water or dilap.	Total	Persons per room	Occupied by non-white	Number reporting	Average monthly rent (dollars)	Number reporting	Average value (dollars)	
1	445	14	6	6		2	13	1	1	12							
	446	23	16	6	1	2	23	4	3	22			3	30.00	4	3,750	
	447	13	10	3			13			13			7	39.57	15	4,533	
	448	15	12	3			15	3		15	2	1	3	33.33	8	4,662	
1	PART IN BLOCK AREA B																
	373	26	13	13		1	26			25	25		1	12	35.41	7	7,645
	374	9	7	2			9			9	1						
	380	55	7	48	3	5	55	22	18	52	52	1	1	44	30.95	3	5,333
2	PART IN BLOCK AREA A																
	381	43	12	31			43	26	26	38	38			26	31.50	4	4,875
2	269	89	69	19	1		88			88	88						
	270	129	84	30	1	4	128	2	2	114	112		14	30.00	68	10,139	
	271	92	73	18	1		92			91	91		28	71.39	90	9,265	
	272	20	10	10			20	1	1	17	17		6	54.47	67	9,023	
	273	107	46	49		3	107	2	2	95	95		6	59.33	10	7,890	
	274	57	26	29		4	57	3	2	55	55		5	59.48	43	12,339	
	275	27	21	6			27	2	2	25	25		3	53.86	21	8,466	
	276	23	13	10			23	1	1	21	21		3	51.66	20	8,430	
	277	82	24	58			80	5	4	72	72		5	55.00	11	8,090	
	278	56	17	39			56			56	56		5	41.94	13	9,092	
	279	25	16	8			24			24	24		9	49.66	11	10,027	
	280	28	27	1			28			27	27		3	45.23	22	10,113	
	281	39	14	19		2	38	2	1	33	33		19	43.68	12	8,333	
	282	39	20	17			37			39	38		17	41.29	21	7,942	
	283	44	20	15		2	44	3	2	35	34		16	44.50	17	8,882	
	284	44	19	25			44	19		19	19		11	48.09	5	8,400	
	285	55	15	40		2	55	3		33	33	1	20	58.35	10	7,640	
	286	56	7	49		1	56	11		10	10		3	58.33	5	7,700	
	287	55	14	41		1	55	3		34	34	1	20	43.40	11	7,090	
	288	24	15	9			24	1	1	23	23		9	45.00	13	13,038	
	289	33	33			8	33	6	4	22	22	1	9	61.18	29	7,268	
	290	28	15	11		1	28	6	4	26	26		12	44.91	13	5,600	
	291	45	26	16		2	45	5	5	42	42		18	46.38	21	7,000	
	292	22	6	16		1	22	2	2	22	22		1		6	6,133	
	293	33	15	18			33	2	2	22	22	1	7	41.28	14	5,678	
	294	44	6	38		1	44	2	2	32	32		5	54.20	6	5,600	
	295	55	10	45		1	55	1	1	32	32		2	50.00	9	5,988	
	296	77	24	53			77	3	2	30	30		9	37.44	19	9,684	
	297	77	13	64			77	2	2	32	32		4	42.00	13	7,807	
	298	33	22	11		1	33	2	2	33	32		11	41.63	20	6,125	
	299	28	20	7		1	28	3	3	27	27	1	8	38.00	17	5,770	
	300	14	9	4			14			13	13		5	39.00	7	7,057	
	301	34	14	20		1	34	8	8	27	27		24	41.33	12	7,866	
	302	38	10	28			38	8	8	26	26		9	47.52	9	7,333	
	303	24	10	14		2	24	2	1	22	22		11	41.82	9	14,055	
	304	57	26	31			57	5		50	50		17	41.39	17	9,041	
	305	25	8	17		1	25	3		23	23		14	41.28	5	8,600	
	306	8	4	4			8			7	7	1	3	87.33	4	12,750	
	307	13	4	9		1	13	3		13	12		3	45.62	4	13,625	
	308	8	4	4			8			8	8		2	66.66	2		
	309	27	13	14			27	1		27	25		13	53.84	10	11,750	
	310	35	15	20			35			35	35	1	19	49.31	11	10,454	
	311	24	18	6			24			24	24		5	46.00	15	7,826	
	312	22	8	14			22			22	22		14	47.21	5	13,800	
	313	31	10	21			31			21	21		11	53.18	7	9,214	
	314	19	10	8		1	19	1	1	18	16		5	38.80	10	7,450	
	315	34	11	21		1	34	2	1	32	32		21	40.14	7	8,142	
	316	22	12	10			22	1		20	19		8	52.37	11	8,909	
	317	17	19				17	1	1	17	17		17	41.50	17	6,764	
	318	39	18				39			37	37		18				
	319	15	8	6		1	15	1		14	14		6	35.66	7	6,071	
	320	25	18	7		2	25	4	1	27	27	1	9	35.00	18	6,916	
	321	45	26	19		3	45	1	1	40	39		13	35.00	20	9,750	
	322	24	14	10		1	24	2		23	23		7	37.42	13	5,692	
	323	33	16	17			33	2	2	33	33	1	21	51.52	11	5,654	
	324	44	13	31		1	44	3	2	41	41		10	53.40	14	6,585	
	325	55	14	41		1	55	3		55	35	2	11	35.90	24	5,583	
	326	55	24	31			55	2	1	55	36		8	51.62	28	6,028	
327	66	28	38			66	2		62	32		8	63.25	23	7,756		
328	28	24	4		1	28			28	28	1	6	49.16	20	6,940		
329	30	23	6			30			23	23		7	50.14	15	6,433		
330	24	16	8		1	24	1	1	21	21		8	44.25	12	7,125		
331	25	13	12			25			25	25		8	46.50	15	4,766		
332	17	16	1			17	1	1	17	16		2		14	5,000		
333	46	27	19		1	46	5	2	45	45	3	18	41.83	24	5,950		
334	41	31	10		3	41	5		38	38		23	52.00	29	5,844		
335	51	33	18		2	51	1	1	48	46		23	35.43	20	10,100		
336	66	23	43			66	3		63	63		42	39.11	15	8,233		
337	40	20	20			40	3		34	34		14	47.71	13	7,692		
338	41	18	23		2	41	1	1	34	34		14	49.78	6	8,083		
339	24	7	17			24	5	5	24	22		16	36.50	4	8,375		
2	PART IN BLOCK AREA B																
204	64	44	19		1	64	3	2	63	63	2	18	35.27	38	9,139		

<sup>1</sup>For renter - occupied dwelling units and vacant nonseasonal not dilapidated units, for rent.  
<sup>2</sup>For owner - occupied dwelling units and vacant nonseasonal not dilapidated units, for sale only.



HOUSING—BLOCK STATISTICS

Table 3.—CHARACTERISTICS OF HOUSING FOR WARDS, BY BLOCKS: 1950—Con.

Ward	Block	All dwelling units by occupancy and tenure					All dwelling units by condition and plumbing facilities			Occupied dwelling units			Contract monthly rent <sup>1</sup>		Value <sup>2</sup> of one-dwelling-unit structures		
		Total	Owner occupied	Renter occupied	Vacant non-seasonal not dilap., for rent or sale	Other vacant and non-resident	Number reporting	No private bath or dilap.	No running water or dilap.	Total	Persons per room		Occupied by non-white	Number reporting	Average monthly rent (dollars)	Number reporting	Average value (dollars)
											Number reporting	1.51 or more					
2	205	48	20	26	1	1	48	3	2	46	46		26	42.46	16	9,375	
	206	30	20	9	1		29	1	1	28	27		9	50.77	18	7,155	
	207	14	11	1			13	1	1	12	11		10	47.80	11	7,490	
	208	31	15	13		1	31	1	1	28	27		11	50.27	15	8,353	
	209	16	15	1			15	1	1	14	13	1	21	58.09	13	10,153	
	210	1	0	0			1	0	0	1	1		0	58.60	8	5,750	
	211	29	9	17		3	29	1	1	26	26		20	49.05	5	7,160	
	212	42	18	22		2	42	1	1	40	40		23	49.86	17	8,529	
	213	35	9	25		1	35			34	34		25	46.96	8	6,812	
	214	103	26	69		1	103	1	1	95	93		76	58.59	18	8,361	
	215	39	27	10		2	39			37	36		9	47.00	26	7,807	
	227	14	7	5	1		13	1	1	12	11		4	30.25	5	8,200	
	228	37	13	18	6	1	36			31	30	1	23	51.08	11	9,263	
	229	22	16	6			22	1	1	22	22		6	31.83	14	7,821	
	230	27	12	14	1		26		1	26	26	1	15	41.13	10	7,750	
	231	28	15	11	2		28			26	25		12	47.25	12	7,375	
	232	8	4	4			8			8	8		4	32.25	3	16,666	
	233	73	18	53	2		73			71	71		53	43.52	9	7,166	
	234	38	13	24	1		38	6	3	37	37		21	43.61	9	9,611	
	235	22	11	10	1		20			21	20		10	46.80	8	9,437	
	236	29	15	13		1	28	1	1	28	26		12	35.50	12	6,208	
	237	37	23	12		2	35			35	35	2	12	38.66	20	5,515	
	238	10	5	5			10			10	10		4	47.50	3	11,666	
	278	23	17	6			22			23	22	1	4	26.50	13	5,523	
	279	20	15	5			20			20	19	1	5	38.00	14	4,857	
	280	25	11	10		2	24	1	1	23	23		9	34.44	12	5,916	
	281	29	19	10	1		29			28	28	5	9	25.00	11	5,718	
	282	27	12	14		1	25	2	2	26	25		14	38.14	9	5,044	
	283	32	15	14	3		32	2		29	29		17	42.00	13	5,292	
	284	32	16	15		1	32			31	30		13	37.30	14	6,107	
	285	28	18	8	2		28			26	24	1	7	49.00	12	6,391	
	286	28	20	8			28	1	1	28	28		7	32.00	17	7,000	
	287	35	23	10		2	35	3	1	33	33	1	10	47.30	15	5,726	
	288	35	18	16	1		35	3	3	34	34		15	38.26	16	5,500	
	289	32	8	23		1	28			31	31		23	43.95	6	6,583	
	290	47	16	31			47	4	4	47	47		29	37.75	9	6,555	
3	291	25	10	14	1		24	1	1	24	24		14	43.78	9	10,000	
	292	27	11	15		1	27			26	25		14	39.64	11	8,590	
	293	32	18	14		1	32	1	1	32	31	1	13	35.84	16	9,250	
	294	38	20	16	1	1	38			36	35	2	15	51.40	16	7,000	
	295	38	21	17			36	1	1	38	36		15	40.73	16	5,331	
	319	31	22	7		2	31			29	29		3	36.28	19	6,400	
	320	38	17	21		2	38			38	37	2	19	35.73	16	6,500	
	321	57	23	31	3		57	5	2	54	54	2	33	41.81	10	8,350	
	322	40	16	22		2	38	2		38	38	1	21	40.76	10	7,500	
	323	45	17	27		1	44			44	44	1	26	36.46	10	6,800	
	324	14	3	6		5	7			9	7		5	47.80	1		
	325	40	10	30			40	5		40	39	1	30	37.76	5	7,800	
	326	49	8	40		1	49			48	48		37	41.54	2		
	327	95	17	74		4	91	1	1	91	91	1	73	36.39	10	9,100	
	328	41	19	21	1		41	3	3	40	40		21	34.76	17	8,323	
	329	34	11	23			33	4	1	34	34	1	21	32.38	7	7,714	
	330	31	15	14		2	31	1	1	29	29	1	14	23.21	12	6,458	
	331	25	16	9			25			25	25	1	9	25.88	14	4,964	
	369	48	21	27			47			48	47	1	25	36.92	10	4,010	
	370	23	7	13	2	1	23	3	3	20	20		15	26.53	4	4,125	
	371	69	9	55	5		69	15	9	64	64		59	30.57	6	6,500	
	372	38	18	18	2		37	5	1	36	35	2	18	37.94	11	6,590	
	376	2															
	378	2															
	379	14	8	6			13	2	1	14	13		5	28.00	1		
	382	71	11	53	3	4	69	9	1	64	64	2	50	33.42	6	5,666	
	383	72	14	54	3	1	72	25	14	68	68	1	55	26.94	6	6,733	
	384	32	2	28		2	31	9	3	30	29		25	25.24			
	385	16	5	11			16	6		16	16	1	10	26.70	4	5,125	
	386	61	11	49	1		61	27	4	60	60	5	50	27.50	7	5,000	
	387	44	7	30	3	4	42	11	1	37	37		31	28.61	6	4,000	
	388	21	6	15			21	3		21	21	1	15	30.13	4	3,625	
	389	21		21			21	20	15	21	21	8					
	390	1															
	392	27	4	22	1		26	11	5	26	25	3	22	28.90	1		
	393	33	5	26	1	1	33			31	30	1	27	30.07	3		
	394	6		6			6			6	6		5	26.80			
	395	23	14	7	1	1	23	1	1	21	21		7	27.14	10	6,850	
	396	14	4	9		1	14	7	7	13	12		9	23.44	3	7,333	
	397	25	5	19	1		25	5	4	24	24		18	28.88	5	8,300	
	400	17	3	14			17			17	17		14	27.07	1		
	401	30	12	15	3		30	8	1	27	27	3	17	28.64	9	5,366	
	402	44	6	35	2	1	44	5		41	41	2	36	28.19	5	7,800	
	403	32	7	25			31			32	31		22	32.77	3	3,966	
	404	6	2	3	1		6	2		5	5		4	23.75	1		
	405	13		13			13			13	13	3	13	36.92			
	406	24	10	14			22	1	1	24	21		13	26.15	5	10,600	
	407	4	3	1			4			4	4		1				
	408	4		4	1		4	1	1	3	3		4	32.50	2		

<sup>1</sup>For renter-occupied dwelling units and vacant nonseasonal not dilapidated units, for rent.  
<sup>2</sup>For owner-occupied dwelling units and vacant nonseasonal not dilapidated units, for sale only.

Table 3.—CHARACTERISTICS OF HOUSING FOR WARDS, BY BLOCKS: 1950—Con.

Ward	Block	All dwelling units by occupancy and tenure					All dwelling units by condition and plumbing facilities			Occupied dwelling units			Contract monthly rent <sup>1</sup>		Value <sup>2</sup> of one-dwelling-unit structures	
		Total	Owner occupied	Renter occupied	Vacant non-seasonal not dilap., for rent or sale	Other vacant and non-resident	Number reporting	No private bath or dilap.	No running water or dilap.	Total	Persons per room	Occupied by non-white	Number reporting	Average monthly rent (dollars)	Number reporting	Average value (dollars)
3	410	49	18	27	4		49	11	3	45	45	1	31	297.4	10	6,000
	411	23	8	15			23	1		23	23		13	402.3	5	7,200
	412	20	3	17			20		1	20	20		16	287.5	2	
	413	27	12	15			27	5		27	27	1	15	286.6	8	5,100
	414	6	5	1			6	2		6	6		1		4	5,125
	415	17	7	10			17	3		17	17		10	245.0	4	8,125
	416	22	7	13			22	2		22	22	1	13	242.3	3	7,000
	417	34	8	24			33	5		33	31		24	340.8	6	5,000
	418	56	8	45		2	56	8	8	55	53	1	45	296.0	7	3,428
	419	29	16	13			29			29	29		13	323.0	13	5,530
	420	40	18	22			40	1		40	40		20	384.5	8	5,750
	421	70	11	57			70	4	1	68	68	4	59	206.1	6	6,666
	422	30	12	10		1	30	3	1	28	28	2	16	308.1	8	6,250
	423	30	18	11			28	2		29	29		12	362.5	12	5,666
	424	14	6	8			12	4		14	14	1	8	337.5	4	9,500
	425	23	10	13			21	2		23	23		12	304.1	5	7,600
	426	50	25	21		4	49	7	2	46	46	2	12	320.8	24	5,091
	427	28	15	12			25	4	1	27	24	1	8	396.2	9	6,022
	428	5	1	3			5	1		4	4		2		1	
	429	1														
	430	6	5	1			6	5	3	6	6	4	1		4	1,900
	431	6	6				5	2	1	6	5	2	2		3	1,966
	433	3	1	2			3	1	1	3	3	1	7		8	13,000
	434	29	19	9			27	1	1	28	28	2				
	436	1														
	438	1														
	439	2														
	441	5	3	1			5			4	4		1			
	442	1														
	445	1														
	447	11	6	5			11	2	2	11	11		3	466.6	2	
	448	5	5				5			5	5					
	449	9	9				9	1	1	9	9	1			3	9,000
	450	1														
	451	7					7			7	7				6	7,083
	452	2														
	453	1														
	454	3		1		2	3			1	1				1	
	455	4	4				4	1	1	4	4					
	456	9	6	2			9						2			
	459	4	3	1			4			4	4		1		4	7,750
	460	20	13	4		2	20	1	1	17	17	2	3	400.0	4	7,750
	461	10	7	3			10			10	10		3	566.6	6	6,666
	462	5	4	1			5	2	1	5	5	1	1		3	7,333
	463	1														
	464	3	2	1			3	1		3	3		1		4	5,250
	466	8	4	3		1	8	3	1	7	7	1	2		8	4,375
	467	12	9	3			12	3	1	12	12	1	1		2	
	468	4	3	1			4	4		4	4		4	38.75	5	5,500
	469	10	6	4			10			10	10					
	470	17	9	7		1	17	2	1	16	16		5	336.0	5	5,880
	471	7	3	4			7			7	7		4	36.75	1	
	472	38	25	12		1	38	2	1	37	37	12	12	355.0	23	5,447
	473	10					10			10	10		1		7	4,571
	474	8	6	1			8			8	8		1		4	5,125
	475	11	7	3			11			10	10		4	48.75	6	6,750
	476	15	8	5		2	15	1	1	13	13		6	383.3	8	6,975
	477	13	9	3		1	13			12	12		4	430.0	8	5,775
	478	5	2	3			5	1	1	5	5		3	196.6	2	
	479	13	6	7			13			13	13	1	7	30.71	6	4,583
	480	8	2	4		2	8			6	6		4	415.0		
	481	9	3	5			9	2		8	8		5	374.0	2	
	482	8	3	5			8			8	8		5	512.0	3	11,666
	483	31	12	18			30			30	30		17	296.4	9	6,833
	484	23	11	12			23			23	23		12	305.8	10	6,850
	485	44	27	16			44			43	43		14	362.8	19	6,157
	486	10		9			9			9	9		10	23.70		
	487	22	6	15		1	22			21	21	1	16	432.5	6	5,833
	488	6	4	2			6			6	6		2		4	4,300
	489	3	3				3			3	3				3	6,166
	490	13	8	5			13	5	2	13	13		4	375.0	6	4,566
	491	12	8	4			12	3	2	12	12		4	365.0	5	5,500
	492	12	8	3		1	12	6	3	11	11		3	120.0	8	5,587
	493	15	8	7			15	3		15	14		6	335.0	7	6,514
	494	41	25	15		1	41	2	12	40	40		14	252.1	19	7,973
	495	30	16	12		2	29	2	1	28	28		13	373.0	14	7,742
	496	20	16	2		2	20	1	1	18	18		2		14	5,921
	497	31	10	21			31			31	31		19	343.1	7	6,657
	498	54	25	24		1	52	9	5	49	48		21	298.0	14	5,071
	499	13	8	3		1	13			11	11		4	32.75	4	7,500
	500	26	17	5		2	26	3	3	22	22		5	300.0	16	6,293
	501	32	16	14			30	1		30	30	1	14	383.5	12	6,258
	502	23	11	11			23			22	22		11	350.0	9	6,388
	503	33	22	10			31	1	1	32	32		9	300.0	19	6,078
	504	21	14	6			21			20	20		5	420.0	13	7,346
	505	11	1	10			11	10	2	11	11	2	10	14.00		
	506	5	3	2									1		2	

<sup>1</sup>For renter - occupied dwelling units and vacant nonsensational not dilapidated units, for rent.  
<sup>2</sup>For owner - occupied dwelling units and vacant nonsensational not dilapidated units, for sale only.

HOUSING—BLOCK STATISTICS

Table 3.—CHARACTERISTICS OF HOUSING FOR WARDS, BY BLOCKS: 1950—Con.

Ward	Block	All dwelling units by occupancy and tenure					All dwelling units by condition and plumbing facilities			Occupied dwelling units			Contract monthly rent <sup>1</sup>		Value <sup>2</sup> of one-dwelling-unit structures			
		Total	Owner occupied	Renter occupied	Vacant non-seasonal not dilap. for rent or sale	Other vacant and non-resident	Number reporting	No private bath or dilap.	No running water or dilap.	Total	Persons per room		Number reporting	Average monthly rent (dollars)	Number reporting	Average value (dollars)		
											Number reporting	1.51 or more					Occupied by non-white	
3	509	1																
	510	14	12	2					14	4	3	1	2		11	4,090		
	511	17	7	9	1				17	6	2	2	8	21.75	4	5,925		
	512	12	8	3	1				12	1	4	3	3	20.00	6	4,916		
	513	10	4	6					10	10		6	6	27.66	3	18,333		
	514	6	4	1					6	6	1	4	5	25.60	1			
	515	52	27	25					52	49	8	4	24	23.75	21	4,471		
	517	19	4	13		2			19	16			13	26.61				
	518	9	3	6					9	7	1		6	22.66	2			
	519	15	9	6					15	15	2		6	41.33	8	3,987		
	520	16	10	4		2			16	14			4	36.75	9	5,055		
	522	12	8	3	1				12	11			3	50.00	8	4,100		
	523	21	16	5					21	21	1		5	38.00	16	4,562		
	524	9	8	1					9	9			1		2	7,187		
	525	4	4						4	4			1		8			
	526	51	3	4	2				50	49	1	1	48	31.83	2			
	527	17	11	6		1			17	15			5	51.00	11	7,772		
	528	25	17	8					24	25			8	61.87	16	8,612		
	529	29	19	10		2			29	27			10	45.10	17	9,441		
	530	28	25	3					28	28	1		3	45.00	22	9,895		
	531	23	21	2					23	22			2		18	10,250		
	532	14	8	6					14	14			6	34.16	7	6,257		
	533	10	7	3					10	10			3	48.33	5	7,800		
	534	29	25	4	1				29	28			4	65.00	25	7,880		
	535	30	24	6	2				30	28			5	60.00	25	7,928		
	536	13	10	3					13	13			3	62.00	10	7,710		
	537	13	10	3	2				13	11			1		10	8,600		
	538	29	27	2					29	29	1		2		26	9,111		
	539	17	14	3					17	17	2		3	50.00	11	9,318		
	540	3	1	2		1			3	2					1			
	542	4	3	1					4	4			1		2			
	543	5	5						5	5					7	14,800		
	544	9	7	2					9	9			2		5	9,257		
	545	8	6	2					8	8			2		6	6,750		
	546	5	5						5	5					5	1,600		
	547	2	2						2	2					6			
	548	16	13	2	1				16	15			3	48.33	13	8,807		
	549	6	2	4					6	6	3			21.66				
	550	18	16	1		1			18	17			1		16	8,737		
	551	21	17	3	1				21	20			2		17	9,258		
	552	15	13	1	1				15	14			1		13	8,830		
	553	9	8	1					9	9			1		7	8,600		
	554	1							1									
	555	43	29	11	2	1			43	40	1		10	39.20	19	7,052		
	556	10	9	1					10	10					19	7,148		
	557	23	21	1	1				23	22	1		1		21	6,923		
	558	11	8	3					11	11			2		8	6,875		
	559	6	4	2					6	6			2		4	5,875		
	4	PART IN BLOCK AREA A																
		1	1															
2		1																
4		82	73	9					80	1	1		9	64.66	70	10,892		
7		1																
8		1																
15		2																
16		3	3						3	3					3	61.66		
17		3	3						3	3					3	4,333		
18		9	7	2					9	9			2		7	61.42		
20		3	3						3	3					3	6,500		
21		7	6	1					7	7			1		6	7,666		
22		6	5	1					6	6	1		1		5	4,300		
23		11	7	4					11	11			4	36.25	7	6,142		
24		3	1	2					3	3			1		1			
26		176	148	26	2				162	174	3	3	20	57.60	139	7,784		
27		5	5						5	5					5	7,600		
29		6	3	2		1			6	5			3	17.66	2			
30		10	7	3					10	10			3	16.66	6	5,750		
31		1																
32		12	12						12	12	1				12	61.66		
33		5	5						5	5					5	6,500		
34		7	6	1					7	7			1		6	7,750		
35		10	9	1					10	10			1		9	6,111		
36		3	2	1					3	3			1		1			
37		3	3						3	3					3	8,000		
39		3	1	2					3	3	1		2		1			
40		1																
44		18	17	1					17	17					17	15,882		
45		4	4						4	4					3	27,666		
46	4	4						4	4					4	19,750			
47	4	1	3					4	4			3	30.33					
48	11	5	1	2				11	11			11	60.36	2				
49	5	3	2					5	5			2						
50	1																	
51	3							3	3									
52	3	2	1					3	3	1		1						
53	4	4						4	4					3	14,333			

<sup>1</sup>For renter - occupied dwelling units and vacant nonseasonal not dilapidated units, for rent.  
<sup>2</sup>For owner - occupied dwelling units and vacant nonseasonal not dilapidated units, for sale only.

Table 3.—CHARACTERISTICS OF HOUSING FOR WARDS, BY BLOCKS: 1950—Con.

Ward	Block	All dwelling units by occupancy and tenure					All dwelling units by condition and plumbing facilities			Occupied dwelling units			Contract monthly rent <sup>1</sup>		Value <sup>2</sup> of one-dwelling-unit structures		
		Total	Owner occupied	Renter occupied	Vacant non-seasonal not dilap., for rent or sale	Other vacant and non-resident	Number reporting	No private bath or dilap.	No running water or dilap.	Total	Persons per room		Occupied by non-white	Number reporting	Average monthly rent (dollars)	Number reporting	Average value (dollars)
											Number reporting	1.51 or more					
4	54	3		3		3			3	3			3	3133			
	64	15	15			15			15	15	1				15	7280	
	65	9	9			9			9	9					4	8375	
	66	14	13	1		13			14	13			1		12	8375	
	67	9	7	1	1	9	2	2	8	8	1		1		7	8100	
	68	2															
	70	22	17	3	2	22			20	20	1		3	6000	18	11777	
	72	14	11	3		14			14	14			3	6333	11	11409	
	73	20	15	4	1	20			19	19			3	7000	15	10366	
	74	28	23	5		28			28	28			5	4940	23	11934	
	75	8	6	2		8			8	8			2		6	10166	
	76	9	7		2	9			7	7	1				7	11214	
	77	13	12	1		12			13	13			1		11	13590	
	78	16	14	2		16			16	15			1		13	9576	
	79	14	13	1		14			14	14			1		13	8038	
	80	12	11	1		11	1		12	11			1		11	8472	
	81	19	17	1	1	19			18	18			1		17	8911	
	82	22	20	2		22			22	22			2		20	10200	
	83	8	8			8			8	8					8	9500	
	84	1															
	85	76	73	3		75			76	76			3	8000	72	10223	
	86	56	55		1	56			55	55	1				54	9564	
	88	2															
	89	11	10	1		11			11	11					10	16700	
	90	14	13	1		14	1	1	14	14					13	22730	
	92	13	12	1		13			13	13			1		12	31258	
	93	14	14			14			14	14					12	23708	
	94	9	9			9			9	9					9	18777	
	95	31	29	1	1	31			30	30			1		28	12464	
	96	11	10	1		10			11	11			1		10	11150	
	97	11	11			11			11	11					11	9818	
	98	17	14	1	2	17			15	15			1		14	10285	
	99	13	13			13			13	13					13	10000	
	100	19	17	2		18			19	19			2		16	9562	
	101	4	3	1		4			4	4					3	12333	
	102	18	17	1		18			18	18			1		17	11000	
	103	11	11			11			11	11					11	10563	
	104	19	19			19	1	1	19	18					18	12444	
	105	19	18	1		19			19	19			1		18	20277	
	106	12	11		1	12			11	11					11	17227	
	107	16	16			16			16	16					16	14543	
	108	20	18	1	1	20			19	19			1		18	13138	
	109	16	15	1		16			16	16					15	14300	
	110	14	13	1	1	14			14	13					13	11884	
	111	20	18	2		20	1		20	20			2		18	9266	
	112	2	2														
	113	23	19	3	1	23			22	22			3	4100	17	5894	
	114	14	12	1	1	14			13	12			1		12	12733	
	115	9	9			9			9	9					9	11666	
	116	33	27	5	1	33			32	31			3	7500	27	11177	
	117	30	27	3		30			30	30			3	4233	26	13888	
	118	7	7			7			7	7					7	12714	
	119	18	17	1		18			18	18			1		17	12970	
	120	25	24	1		25			25	25			1		24	15333	
	121	16	14	2		16			16	16			1		14	13850	
	122	20	19	1		20			20	20			1		19	12105	
	123	36	30	5	1	36			35	35			5	6850	30	10506	
	124	34	27	4	2	34			31	28			4	4900	21	9738	
	125	21	20	1		21			21	21			1		20	10125	
	126	13	13			13			13	13	1				12	10500	
	127	18	17	1		18			18	18			1		17	10241	
	128	14	13		1	14			13	13					12	9991	
	129	19	15	2	1	19			17	17			2		15	10160	
	130	36	30	2		35			32	32			1		28	10517	
	131	14	10	3		14	1	1	13	13			3	9166	10	12700	
	132	7	7			7			7	7					6	17583	
	133	12	11		1	11			11	11					11	22000	
	134	6	6			6			6	6					6	18500	
	135	6	4	1	1	6			5	4					3	30000	
	136	9	7	2		9			9	9			1		7	29571	
	137	5															
	138	4	4		1	4			4	4					4	26500	
	139	5	3	2		5			5	5			1		3	18000	
	140	4															
	141	4	4			4			4	4					3	32666	
	142	11	4	2	9	11			2	2	1				11	6136	
	143	10	2	2	6	9			4	3			1		7	6000	
	144	1															
	145	3	1	2		3	1	1	3	3			2		1		
	146	4	2	1	1	4			3	3			1		1		
	156	8	8			8			8	8					8	13875	
	157	7	7	2		7			9	9			2		6	16916	
	158	2															
	159	13	13			13			13	13					13	12269	
	160	9	9			9			9	9			1		9	13500	
	161	8	8			8			8	8					8	12425	
	162	7	5	1	1	7			6	6			1		6	10916	

<sup>1</sup>For renter - occupied dwelling units and vacant nonseasonal not dilapidated units, for rent.  
<sup>2</sup>For owner - occupied dwelling units and vacant nonseasonal not dilapidated units, for sale only.

HOUSING—BLOCK STATISTICS

Table 3.—CHARACTERISTICS OF HOUSING FOR WARDS, BY BLOCKS: 1950—Con.

Ward	Block	All dwelling units by occupancy and tenure					All dwelling units by condition and plumbing facilities			Occupied dwelling units			Contract monthly rent <sup>1</sup>		Value <sup>2</sup> of one-dwelling-unit structures	
		Total	Owner occupied	Renter occupied	Vacant non-seasonal not dilap., for rent or sale	Other vacant and non-resident	Number reporting	No private bath or dilap.	No running water or dilap.	Total	Persons per room		Number reporting	Average monthly rent (dollars)	Number reporting	Average value (dollars)
											Number reporting	1.51 or more				
4	163	35	26	2	7	33			28	27	1					
	164	18	15	3		18			18	18		3	76.66	26	11169	
	165	21	14	1	3	21			15	15	1	1		15	9160	
	166	12	11			12			11	11				10	8260	
	168	6	6			6			6	6				6	8220	
	169	16	10	3	2	15			13	13		3	172.33	9	8500	
	170	15	12	3		15			15	15	1	3	41.00	6	7400	
	171	16	14	1	1	15			15	14		3		12	5475	
	172	9	8		1	9			8	8		1		13	8961	
	173	21	18	2	1	21			20	20		2		9	7444	
														18	5094	
	174	18	15	2	1	17			17	17		2		14	7685	
	175	12	10	2		12			12	12		1		10	17750	
	176	21	20	1		21			21	21		1		20	9075	
	177	13	12	1		13			13	13		1		12	8833	
	178	9	8	1		9			9	9		1		7	10000	
	179	14	14			14			14	14				13	9392	
	180	21	19	2		21			21	21		2		18	9388	
	181	28	27	1		28	1	1	28	28	1	1		26	9096	
	182	10	8	1	1	10			9	9		1		8	9187	
	183	10	10			10			10	10				10	10600	
	184	7	7			6			7	6				5	8400	
	185	28	24	4		28			28	28		4	75.75	23	10630	
	186	21	17	3	1	21			20	20		2		14	10357	
	187	40	33	6	1	39			39	39		5	43.00	32	10781	
	188	21	17	4		21			21	21		2		17	9470	
	189	17	15	2		17			17	17		1		15	12666	
	190	19	18	1		19			19	19		1		18	11611	
	191	18	18			18			18	18				17	11294	
	192	18	17	1		18			18	18				17	11147	
	193	10	8	2		10			10	10		2		7	8285	
	194	12	12			12			12	12				12	18416	
	195	22	23			22	1	1	22	22		4	53.75	22	9109	
	196	22	20	2		22			22	22		2		19	9473	
	197	28	24	4		28			28	28		4	45.00	23	10282	
	198	23	19	4		23			23	23	1	4	47.50	18	8305	
	199	19	19			19			19	19		4		18	9833	
	200	29	25	4		29			29	29		3	47.33	18	9200	
	201	21	19	2	1	21			21	21		3		25	9208	
	202	18	16	2	1	18			18	18		2		19	8578	
	203	17	13	2	2	17			15	15		3	73.33	16	10000	
														13	9269	
	204	18	13	4	1	18			17	17	2	4	73.75	13	8615	
	205	87	77	9	1	84			86	85	2	9	125.77	75	9405	
	206	4	3	1		4			4	4		1		2	8000	
	207	24	21	3		24			24	24		3	81.66	21	12295	
	208	19	15	3	4	19			15	15				15	9813	
	209	9	9			9			9	9				8	9350	
	210	17	6	8	3	16			14	14		8	66.25	6	10833	
	211	31	30	1		30			31	31				27	9533	
	212	3	3			3			3	3						
	213	1										1				
	214	29	18	8	1	27			26	24		5	58.00	15	12773	
	215	60	48	11	1	60	1	1	59	59		12	52.83	44	9481	
	216	49	40	9		49			49	49		8	51.25	32	9446	
	217	44	29	15		44	1	1	44	44		14	50.28	27	8388	
	218	63	46	16	1	61	1	1	62	61	1	14	34.71	42	8761	
	219	13	7	5	1	13			12	12		4	38.75	7	7857	
	220	17	15	2	1	17			17	17		1		15	8053	
	221	23	19	4		23	1	1	23	23		4	66.50	19	13842	
	222	21	17	4		21			21	21		4	53.75	17	11176	
	223	36	25	9	2	36			34	34		9	49.88	25	11312	
	224	27	20	5	2	27			25	25		6	56.33	19	12052	
	225	26	18	6	2	25			24	24		8	43.37	14	8178	
	226	15	7	7	1	15	1	3	14	14		7	36.28	4	8000	
	227	15	4	9	1	15			13	13		9	65.77	2		
	228	24	8	14	2	24			22	22	1	14	47.00	8	10312	
	229	34	5	28	1	34			33	32		26	47.73	4	9750	
	230	17	14	3		17			17	17	1	3	67.66	13	14423	
	231	45	15	23	5	43			38	38		26	45.23	8	11625	
	232	19	17	2	2	19			19	19		2		15	9653	
	233	20	13	7		20			20	20		6	48.33	11	10227	
	234	25	19	6		25			25	25		5	33.40	17	10941	
	235	19	11	8		18			19	18		7	48.14	10	9450	
	236	28	15	12	1	27			27	27		13	45.30	10	8900	
	237	25	14	9	1	22			23	23		9	62.77	10	9150	
	238	29	16	11		24			29	24		8	43.12	14	8107	
	239	25	13	9	1	21	1	1	22	22		10	42.00	12	6900	
	240	29	17	12		26			29	26		10	30.10	15	7820	
	241	19	18	1		17			19	17				17	8541	
	242	27	24	2		25			26	25				22	7950	
	243	27	17	10		27			27	27	1	10	38.50	16	6781	
	244	23	21	2		22			23	22		1		21	7238	
	245	20	8	12		20			20	20				8	8000	
	246	20	13	6	1	20			19	18		6	49.83	11	8254	
	247	23	6	16		23			22	22		3	66.40	15	8233	
	248	30	25	4	1	27			27	27		3	65.00	22	8595	
	249	34	25	8		34			33	32		7	45.00	24	8770	
	250	12	7	5		12			12	11		5	35.20	5	6500	

<sup>1</sup>For renter - occupied dwelling units and vacant nonseasonal not dilapidated units, for rent.  
<sup>2</sup>For owner - occupied dwelling units and vacant nonseasonal not dilapidated units, for sale only.

Table 3.—CHARACTERISTICS OF HOUSING FOR WARDS, BY BLOCKS: 1950—Con.

Ward	Block	All dwelling units by occupancy and tenure					All dwelling units by condition and plumbing facilities			Occupied dwelling units			Contract monthly rent <sup>1</sup>		Value <sup>2</sup> of one-dwelling-unit structures		
		Total	Owner occupied	Renter occupied	Vacant non-seasonal not dilap., for rent or sale	Other vacant and non-resident	Number reporting	No private bath or dilap.	No running water or dilap.	Total	Persons per room		Number reporting	Average monthly rent (dollars)	Number reporting	Average value (dollars)	
											Number reporting	1.51 or more					Occupied by non-white
4	251	31	17	14		31			31	31	1	12	49.83	17	7,764		
	252	14	9	4	1	12			13	10		5	68.00	6	9,383		
	253	11	8	3		11			11	11		3	26.66	6	7,950		
	254	30	16	12	1	1	29			28	27	13	39.30	11	8,090		
	255	27	13	14			27			27	27	14	35.21	12	11,483		
	256	28	20	6		2	27			26	25	6	86.66	18	16,055		
	257	59	13	46			58			59	59	46	41.69	11	18,409		
	258	29	15	14			29	2	2	29	29	14	44.85	14	16,178		
	259	25	16	7	2		25			23	23	6	56.33	15	12,380		
	260	30	19	10		1	29			29	27	10	48.90	14	19,357		
	261	47	35	12			47			47	45	11	65.36	32	7,912		
	262	28	20	8			27			28	26	7	53.71	18	8,516		
	263	19	15	4			19			19	19	4	43.25	15	8,720		
	264	21	13	8			21			21	21	8	59.12	11	9,000		
	265	18	15	3			18	2	2	18	18	3	51.00	14	8,000		
	266	14	11	3			13			14	14	3	59.00	11	7,045		
	267	98	67	29	1	1	96			96	94	25	58.52	60	7,908		
	268	30	26	3		1	30			29	29	3	46.66	26	7,257		
	269	32	28	2		2	32			30	30	2	46.66	28	9,107		
	450	6	5	1			6			6	6	1		5	7,200		
	451	3	2		1		3			2	2			2			
	452	7	5		2		7			5	5			5	9,800		
	PART IN BLOCK AREA B																
	4	1	1				1			1							
		2	2				2			2							
		5	5				5			5							
		12	13	12	1		13			13	13			47.00	10	16,500	
		16	6	6			6	1	1	6	6				6	8,000	
		17	11	6	5		11			11	10				6	6,933	
		18	7	5	2		7			7	7				4	8,375	
		19	14	12	2		14			14	14				12	11,625	
		20	8	6	2		8			8	8				6	9,250	
		24	2				2			2							
		25	7	7			7			7	7				3	29,666	
		26	3	3			3			3	3				3	21,000	
27		12	12			12			12	12				12	13,158		
28		20	18	2		20			18	18				18	10,722		
29		24	18	5		24			23	23				18	9,822		
30		21	14	5		21			19	19	1			14	9,728		
31		42	33	2	2	42			40	40				27	7,866		
32		22	15	3		22	1		18	18				15	7,285		
33		17	16	1		17			17	17				16	8,225		
34		17	14	2		17	1		17	16				12	11,666		
35		9	7	2		9			9	9				7	12,842		
36		9	9			9			9	9				9	15,100		
37		20	19	1		20			20	20				17	12,311		
38		6	6			6			6	6				6	13,500		
39		23	18	4	1	23			22	22				18	7,494		
40		33	34	5		33			39	39				5	49.40		
41		17	16	1		17			17	17				16	69.00		
42		19	18	1		19			19	19				16	10,000		
43		10	8	2		10			10	10				18	9,833		
44		15	10	5		15			15	15				8	6,750		
45			5			5			5	5				5	7,150		
46		14	9	4		14			13	13				3	8,500		
47		12	10	2		12	1		10	10				1	50.00		
48		16	14	2		16			15	15				14	9,037		
49		21	21	1	1	21			21	21				1	7,607		
50	24	24			24			24	24				3	8,861			
51	22	22	3		22			22	22				3	65.00			
52	21	22	1		21			20	20				1	7,681			
53	23	23	1	1	23			23	23				1	7,826			
54	23	23	2		23			23	23				1	8,263			
55	23	22	1		23			22	22				1	8,415			
56	23	22	1		23			22	22				1	8,677			
57	13	13			13			13	13	1			13	9,007			
58	11	8	3		11			10	10				2	7,812			
59	11	8	3		11	1		11	11				3	7,875			
60	11	7	4		11			10	9				1	9,833			
61	32	24	7	1	32			31	31				6	6,633			
62	26	24	2	1	26		1	25	25	1			2	11,600			
63	4	4			4			4	4				4	8,525			
64	22	22			22			22	22				22	8,181			
65	9	9			9			9	9				9	8,588			
66	5	5			5			5	5				5	8,800			
67	16	14	2		16			16	16				14	8,264			
68	23	23			23			23	23				6	9,414			
69	24	20	4		24			24	24				4	8,714			
70	21	19	2		21			21	21				2	8,700			
71	9	7	2		9			9	8				2	12,785			
72	13	10	3		13			13	13				3	9,220			
73	4	3	1	1	4			3	3				1	6,700			
74	35	30	5		34		1	35	35				4	9,910			
75	21	20	1		20			21	20				1	8,538			
76	25	22	3		25			25	25				3	52.66			
77	3	2	1		3			3	2				2	8,300			

<sup>1</sup>For renter - occupied dwelling units and vacant nonseasonal not dilapidated units, for rent.  
<sup>2</sup>For owner - occupied dwelling units and vacant nonseasonal not dilapidated units, for sale only.

HOUSING—BLOCK STATISTICS

Table 3.—CHARACTERISTICS OF HOUSING FOR WARDS, BY BLOCKS: 1950—Con.

Ward	Block	All dwelling units by occupancy and tenure					All dwelling units by condition and plumbing facilities			Occupied dwelling units				Contract monthly rent <sup>1</sup>		Value <sup>2</sup> of one-dwelling-unit structures	
		Total	Owner occupied	Renter occupied	Vacant non-seasonal not dilap., for rent or sale	Other vacant and non-resident	Number reporting	No private bath or dilap.	No running water or dilap.	Total	Persons per room		Occupied by non-white	Number reporting	Average monthly rent (dollars)	Number reporting	Average value (dollars)
											Number reporting	1.51 or more					
4	108	18	17		1				17	15						2	
	109	12	8			2			10	10			1			7	10,000
	110	18	13	2					18	17			4	60.00	13	8,584	
	111	24	19	2					22	22			4	67.50	19	8,757	
	112	9	7						9	9			2		6	9,083	
	113	11	8					2	11	11			3	40.00	5	9,500	
	114	9	8	1					9	9			1		5	8,500	
	149	24	18	6					24	22			5	56.80	16	9,956	
	150	8	8						8	8					7	9,714	
	151	7	6			1			6	6					6	9,416	
	152	26	17	9					26	23			5	48.20	13	12,230	
	153	36	18	18	1	1			34	34			15	46.46	14	9,542	
	154	45	19	26				1	44	44			13	51.20	13	13,573	
	155	58	20	38	2				56	56			18	44.89	18	12,833	
	156	51	29	22				2	27	26		1	15	47.14	15	8,266	
	157	24	21	1		2		1	24	24			1	37.33	26	9,919	
	158	15	11	1		1			15	12			1		20	10,800	
	159	15	11	1					15	12			1		20	17,370	
	160	27	23	4		1			27	27			4	71.75	23	7,921	
	161	23	19	3		1			23	22			3	44.00	17	8,611	
	162	18	16						17	17			1		16	8,112	
	163	22	18	4		1			22	22			1		17	6,576	
	164	13	8	5					13	13	1		4	28.50	17	11,000	
	165	24	18	5				2	23	23			1	36.40	17	11,000	
	166	32	14	18		1			32	32			18	53.40	18	8,666	
	167	42	18	24					42	40		1	18	47.66	13	9,784	
	168	23	14	8		1		4	22	22			13	43.73	13	13,538	
	169	25	21	4					25	25			14	46.62	14	8,321	
	170	17	15	1		1			16	16			21	47.33	21	8,595	
	171	26	16	10					26	26			15		15	5,720	
	561	1											9	36.55	16	6,906	
	5	12	25	24	1				24	25						23	18,234
		39	2														
		40	15	14			1		15	14						13	16,615
		41	3	3					3	3						3	13,833
		42	1														
		50	162	136	8	4	14			162	144			8	69.37	136	9,313
		51	20	18	2					20	20			1		17	16,470
		52	21	18	2				1	21	20			2		16	17,062
		53	26	25	1					26	25			24		24	9,987
		54	32	30	2					32	32			2		29	10,368
		55	15	12	2		1			15	14			2		11	7,590
		69	15	13	2					15	15			2		13	8,407
		70	15	15						15	15			14		14	8,235
		71	15	14	1					15	15			1		13	8,746
72		22	22						22	22			22		22	9,577	
86		13	13						13	13			13		13	9,861	
87		7	5	1		1			6	6		1	1		5	7,500	
88		22	20	2					22	22			2		18	11,305	
89		10	8	1		1			10	9			1		8	16,875	
90		13	12	1					13	13			1		12	13,708	
91		35	31	2		2			34	33			2		30	11,090	
92		14	12						14	12					11	15,454	
93		19	18	1					19	19			1		18	10,500	
94		14	14						14	14					14	9,392	
95		12	12						12	12					12	7,933	
115		18	18						18	18					18	13,388	
116		42	34	5	2	1			41	39			5	59.00	33	11,106	
117		17	14	3					17	17			2		14	8,821	
118		42	31	10		1			42	41			9	80.00	30	11,296	
119		155	138	14	1	2			155	152			12	79.58	132	11,838	
120		42	37	4		1			42	41			4	77.50	34	11,876	
121		20	20						20	20					18	11,361	
122		36	32	3		1			36	35			3	63.33	30	11,550	
123		97	87	7	1	2			96	94			7	83.57	85	11,251	
124		7	3	4				1	7	7			4	25.00	3	7,066	
125		6	4	1		1			6	5			1		4	6,375	
126		3	2	1					3	3					1		
128		15															
129		15	7	8					15	7			7	36.14	7		
130		5	4	1					5	5			1		3	9,000	
131		3	3						3	3					3	15,833	
132		1															
134		254	153	45	53	3			253	198			47	62.76	146	8,002	
135		9	9					3	9	9			8		8	7,375	
136		2															
137	11	9	1		1			10	10			1		9	7,255		
138	14	10	3		1			13	13			3	63.33	10	6,970		
139	9	1	8					9	9			4	41.25	4			
140	8	4	3		1			7	7			4	34.25	3	4,166		
141																	
142	6	5	1					6	6			1		4	10,000		
143	16	12	4					16	16			4	32.50	12	4,350		

<sup>1</sup>For renter - occupied dwelling units and vacant nonseasonal not dilapidated units, for rent.  
<sup>2</sup>For owner - occupied dwelling units and vacant nonseasonal not dilapidated units, for sale only.

Table 3.—CHARACTERISTICS OF HOUSING FOR WARDS, BY BLOCKS: 1950—Con.

Ward	Block	All dwelling units by occupancy and tenure					All dwelling units by condition and plumbing facilities			Occupied dwelling units			Contract monthly rent <sup>1</sup>		Value <sup>2</sup> of one-dwelling-unit structures	
		Total	Owner occupied	Renter occupied	Vacant non-seasonal not dilap., for rent or sale	Other vacant and non-resident	Number reporting	No private bath or dilap.	No running water or dilap.	Total	Persons per room		Number reporting	Average monthly rent (dollars)	Number reporting	Average value (dollars)
											Number reporting	1.51 or more				
5	144	45	37	7	5	1	44	32	1	44	44	3	7	35.85	4	10,250
	145	22	15	7	1	1	22	3	3	20	20	1	6	41.66	14	6,000
	146	18	13	5			18			18	18	1	5	28.60	13	4,515
	147	8	4	3	1	1	7			7	6		3	65.00	4	7,625
	148	49	45	3		1	44			47	42				42	9,761
	172	4	3	1			4			4	4		1		3	2,400
	173	17	13	2	1	1	17			15	15		3	45.00	11	4,681
	174	15	10	5			15			15	15		5	39.00	10	4,850
	175	11	10	1	1		11			10	10				10	5,700
	176	3	3				3			3	3				3	5,400
	177	16	12	4			16			16	16		4	36.25	9	5,500
	178	3	1	1	1		3	1	1	2	2		1		1	
	179	3	1	1		1	3			2	2				1	
	180	3	3				3	1	1	3	3				3	11,166
	181	235	192	29	7	7	235	3	3	221	221	8	29	61.00	187	7,932
	182	15	13	1	1		15			14	14		2		12	7,375
	183	13	8	4	1	1	13			12	12	1	4	58.75	7	7,785
	184	19	10	7	1	1	19			17	17	1	6	51.66	9	17,222
	185	10	8	2			10	1	1	10	10		2		8	8,937
	186	7	6	1			7			7	7		1		5	5,720
	188	30	26	4			30			30	30	1	4	66.25	26	6,834
	189	29	26	3			29			29	29		3	59.66	26	6,926
	190	13	12	1			13			13	13		1		12	6,400
	191	45	36	9			45	1	1	45	44	2	8	51.87	36	6,900
	192	15	10	5			15			15	15		5	44.40	9	5,855
	193	20	15	5			20			20	19		4	40.75	14	7,014
	194	13	13				13			13	13				13	6,300
	195	12	10	2			12			12	12		2		9	6,322
	196	11	6	5			11			11	11		5	43.80	6	7,450
	197	17	13	3		1	16			16	15		2		12	6,750
	198	16	12	1	1	2	16	1	1	13	13		2		12	6,558
	199	17	13	4			17			17	17		4	46.25	12	6,350
	200	3	5				3			3	3				5	7,300
	201	3		3			3			3	3			40.00		
	202	1					1			1	1					
	203	14	12	2			14			14	13		2		11	5,409
	204	17	16	1			17	1	1	17	17		1		15	5,033
	205	20	15	5			20	1	1	20	20		3	39.00	15	5,486
	206	35	35				35			35	35		20	52.15	13	6,332
	207	41	22	14	4	2	41	3	3	36	33	1	16	55.50	17	7,252
	208	44	39	3		2	43			42	40	1	2		32	6,103
	209	26	13	13	1		26	7	6	25	24		12	31.66	9	5,477
	210	9	8	1			9			9	9		1		8	6,500
	211	25	16	9			25	2	1	25	23	1	9	46.66	15	8,233
	212	21	18	3		1	21	2	1	20	20		1		15	10,920
	213	18	16	2	2		18	4	1	18	18	1	13	54.22	14	7,107
	214	12	10	2			12	1	2	12	12	1	12	46.08	14	10,128
	215	19	21	1			19	1	1	17	17		17	39.58	17	7,847
	216	19	23	15			19	2	2	18	18	1	14	46.92	22	8,172
	217	21	17	4			18			19	19		4		16	9,918
	218	17	10	6	1		15			16	16	2	5	40.60	9	6,000
	219	20	5	15			20	5		20	20	5	15	34.33	1	
	220	10	4	6			10			10	10		5	51.00	3	6,166
	221	30	20	10	1	1	30	1	1	28	28	1	9	46.11	19	6,026
	222	17	16	1			17			17	17		1		16	6,356
	223	7	6	1		1	7			6	6		7		5	4,740
	224	7	5	2			7			7	7		2		3	5,400
	225	3	3				3	1	1	3	3		2		3	5,166
	226	3	3				3	1	1	3	3		3		3	5,233
	227	6	5	1			6	3	3	6	6		6		5	3,500
	228	2					2			2	2					
	229	12	9	3			12	2	1	12	12	1	1		8	6,300
	230	1					1			1	1					
	231	23	15	8			23	6	5	23	23	2	4	33.00	12	4,125
	232	12	9	2		1	12	1	1	11	11	3	1		7	3,928
	233	4	2	1			4	1	1	3	3		2		1	
	234	2	2				2			2	2					
	235	3	2	1	1		3	1	1	2	2	1	2		3	3,666
	236	3	3				3			3	3		3		3	5,166
	237	6	5	1			6	3	3	6	6		9	43.33	23	6,013
	238	2					2			2	2					
	239	40	26	12	2		40	1	1	38	38		13	45.07	24	5,720
	240	23	7	14	2		23	3	3	21	21	3	13	45.61	7	4,000
	241	5	3	1	1		5			4	4		1		3	5,666
	242	8	5	3			8			8	8		2		5	5,340
	243	20	12	6			20			18	18	2	6	28.00	12	4,366
	244	127	17	100	2	1	115	15	11	117	109	5	94	37.31	7	5,785
	245	10	7	3			10			10	10		3	41.66	4	6,000
	246	7	7				7			7	7		5	7	4	5,716
	247	37	27	9		1	33	5	3	36	36	2	7	24.85	18	5,716
	248	46	35	10	1		43			45	44	2	8	38.75	30	5,050
	249	20	16	4			18	3	3	20	20	2	4	30.00	11	6,409
	250	13	12	1			12			13	12	1	7		10	6,960
	251	17	15	2			17	1	1	17	17		2		15	7,180
	252	8	4	3		1	7	2	2	7	7		3	36.66	4	3,200
	253	36	25	10			32	2	2	35	33	2	8	32.87	21	4,742
	254	1					1			1	1					
	255	11	6	4		1	11	3	3	10	10		5		4	5,460
	256	13	9	3		1	13	4	4	12	12	1	4	28.66	8	5,375

<sup>1</sup>For renter - occupied dwelling units and vacant nonseasonal not dilapidated units, for rent.  
<sup>2</sup>For owner - occupied dwelling units and vacant nonseasonal not dilapidated units, for sale only.



HOUSING—BLOCK STATISTICS

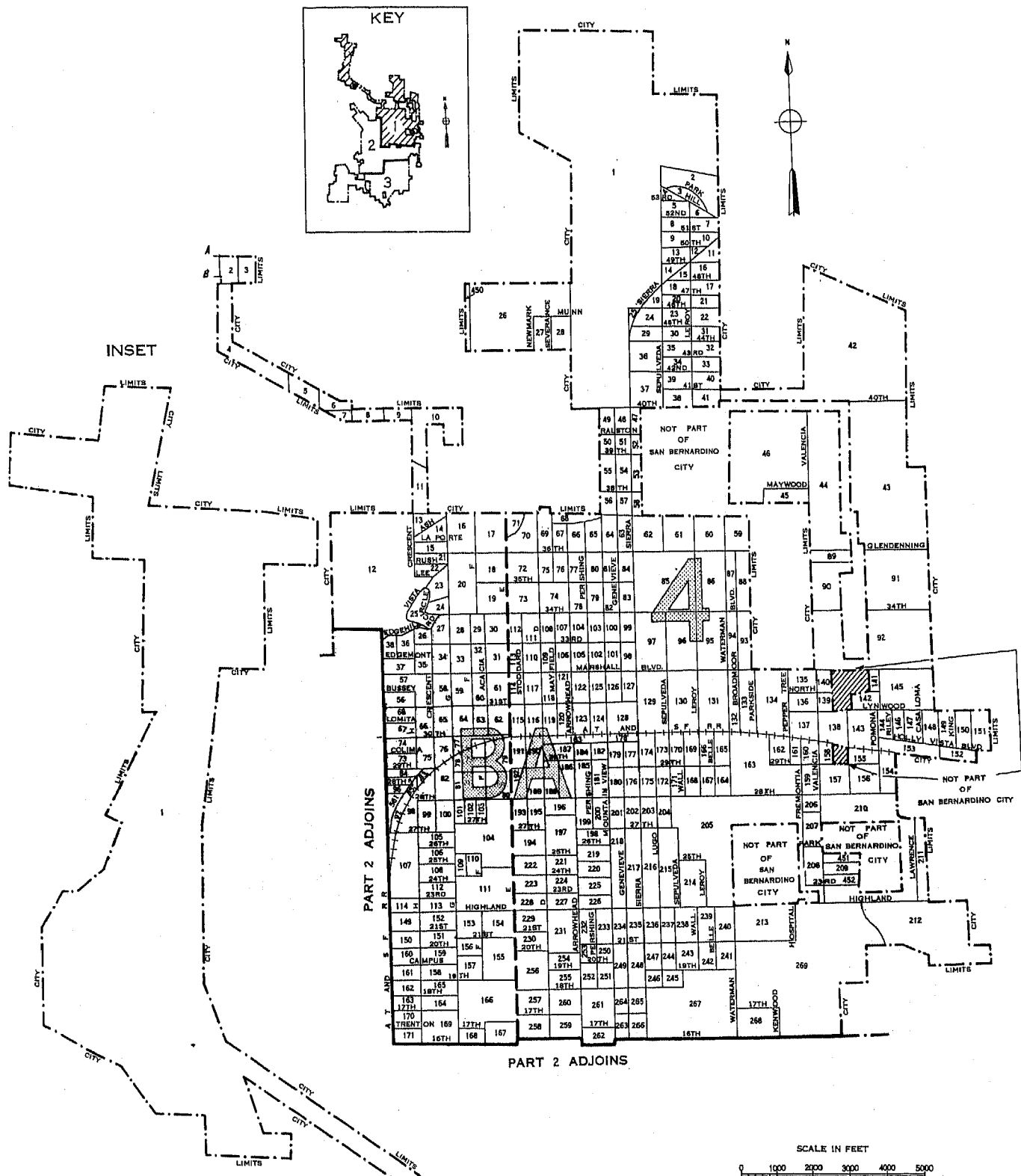
Table 3.—CHARACTERISTICS OF HOUSING FOR WARDS, BY BLOCKS: 1950—Con.

Ward	Block	All dwelling units by occupancy and tenure					All dwelling units by condition and plumbing facilities			Occupied dwelling units				Contract monthly rent <sup>1</sup>		Value <sup>2</sup> of one-dwelling-unit structures	
		Total	Owner occupied	Renter occupied	Vacant non-seasonal not dilap., for rent or sale	Other vacant and non-resident	Number reporting	No private bath or dilap.	No running water or dilap.	Total	Persons per room		Number reporting	Average monthly rent (dollars)	Number reporting	Average value (dollars)	
											Number reporting	1.51 or more					Occupied by non-white
5	298	32	15	13	1	3	32	21	16	28	28	4	9	13	2592	10	4300
	299	30	20	10			29	5	3	30	28	3	16	7	2671	14	4500
	300	22	14	5		3	21	6	2	19	19	4	1	5	1160	9	5111
	301	11	10	1			11	1		11	11	3	1	1		10	4530
	302	36	13	19	2	2	36	9	8	32	32	4	1	20	3200	10	3900
	303	14	6	8			14			14	14		1	8	4037	4	4125
	304	57	24	21	11	1	57	4	2	45	45	5		30	3376	23	4926
	305	32	17	12		3	32			29	29	1	2	12	3675	15	4886
	306	19	15	4			19			19	18	1	5	4	3625	15	4726
	307	8	6	2			6	2	1	8	8	3	3	2		6	4333
	308	155	40	5	21	89	153	5	2	45	45	13	19	4	3425	36	5350
	309	51	22	17	12		50	7		39	39	7	7	26	4007	13	4076
	310	44	17	23		4	44	27	4	40	40	17	1	20	1415	11	4927
	311	61	31	26	2	2	60	25	11	57	57	13	22	22	2181	16	3937
	312	61	35	23	1	2	58	30	22	58	58	18	1	17	1617	19	6973
	313	29	16	13			27	8	1	29	28	2	2	10	2610	8	4725
	314	24	15	9			23	4		24	23	3	6	6	2533	11	5318
	315	29	18	10		1	29	6	2	28	28	5	5	10	2570	13	4353
	316	32	16	14	1	1	32	9	6	30	30	2	13	13	2246	9	4666
	317	29	18	10	1		29	9	4	28	28	2	11	10	2410	13	4200
	318	33	15	17		1	32	17	15	32	31	4	7	14	2171	12	4558
	332	22	15	6		1	22	6	5	21	21	2	8	4	2135	8	3500
	333	30	16	14			30	9	7	30	30	18	13	13	1876	13	5276
	334	33	22	11			33	5	2	33	30	3	15	9	2943	15	4660
	335	31	17	13	1		29	3		30	26	2	15	12	2941	14	4107
	336	21	14	7			21	2	1	21	19	2	4	6	3433	11	4000
	337	30	12	16		2	30	10	8	28	28	3	1	11	2190	6	3083
	338	40	12	25		3	40	9	7	37	37	4	1	22	1995	5	4200
	339	36	16	19		1	36	11	8	35	35	3	19	19	2129	11	4318
	340	17	8	9			17	4	2	17	17	2	7	7	2157	7	4214
	341	32	15	17			32	9	3	32	32	7	16	16	2056	9	4666
	342	46	13	31		2	46	25	3	44	44	16	1	27	1544	5	3540
	343	55	28	21	2	4	54	17	4	49	49	16	5	23	2143	21	4580
	344	20	12	8			20	1		20	20	9	6	6	1966	11	2800
	345	108	34	12	60	2	108	23	4	46	46	21	11	11	2037	28	2896
	346	18	15	3			18	8		18	18	7	3	3	1733	11	2154
	347	12	9	3			12	7	1	12	12	5	1	1		6	2850
	348	23	13	6	2	2	23	7		19	19	3	6	6	1683	9	3888
	349	14	8	6			14	11	2	14	14	3	6	6	3566	2	
	350	80	39	39	2		80	56	51	78	78	24	1	33	2212	27	3059
	351	104	47	56		1	104	90	88	103	103	30	48	48	2129	40	2885
	352	26	17	9			26	19	13	26	25	11	5	5	1800	12	2441
	353	26	13	12		1	24	19	19	25	24	7	1	9	2011	9	3111
	354	32	14	16		2	31	24	24	30	30	5	15	15	1926	11	3590
	355	42	24	17		1	42	36	34	41	41	12	9	9	1277	21	2504
	356	33	14	19		1	33	27	26	33	33	11	15	15	1540	9	3111
	357	21	11	10			21	12	2	21	21	8	9	9	1700	6	3283
	358	17	7	10			17	9		17	17	3	9	9	1277	5	3660
	359	11	1	9		1	11	1		10	10	5	1	1	2288	1	
	360	19	2	17			19	12	1	19	19	5	1	16	2075	1	
	361	30	14	15		1	30	7	4	29	29	4	4	13	2846	10	4400
	362	27	14	12	1		27	4	4	26	26	1	12	12	2291	11	4318
	363	29	16	11			29	4	1	29	29	6	11	11	2536	11	5127
	364	26	16	10			26	5	4	26	26	6	7	7	2200	8	4875
	365	52	27	25			50	3	1	52	52	2	24	24	2975	20	4825
	366	58	10	48			55	8	1	58	57	28	45	7	2693	7	5428
	367	21	10	9		2	20	6	3	19	19	2	10	8	2087	5	3100
	368	27	15	11	1		27	2	2	26	26	4	9	11	2254	10	5450
	389	66	19	46		1	66	18	6	65	65	5	13	42	3319	17	5882

<sup>1</sup>For renter - occupied dwelling units and vacant nonseasonal not dilapidated units, for rent.  
<sup>2</sup>For owner - occupied dwelling units and vacant nonseasonal not dilapidated units, for sale only.

# SAN BERNARDINO, CALIFORNIA, BY WARDS AND BLOCKS: 1950

PART 1 OF 3 PARTS



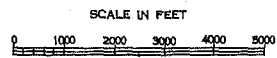
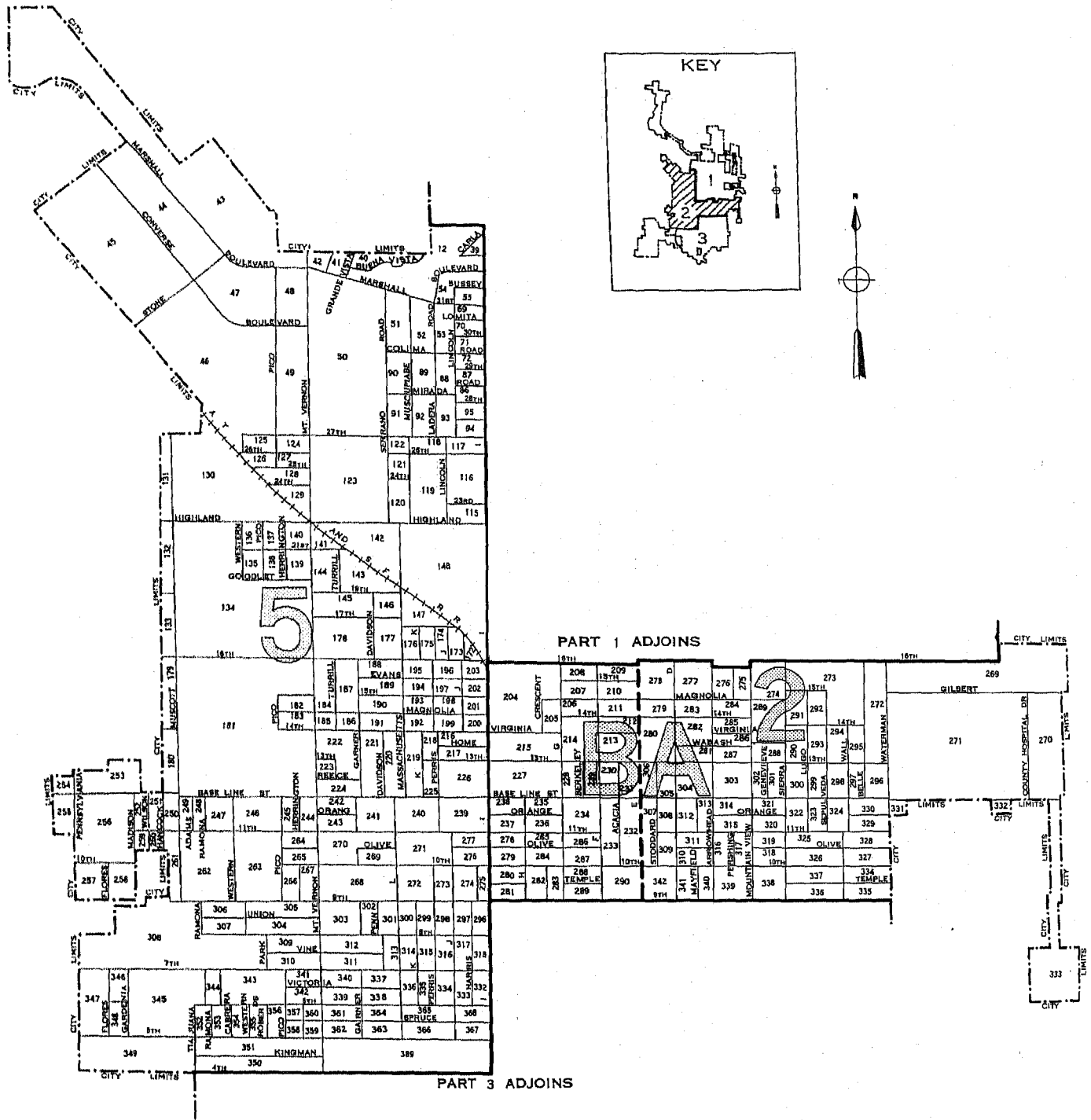
SCALE IN FEET  
 0 1000 2000 3000 4000 5000

LEGEND

- BLOCK NUMBERS
- WARD NUMBERS
- WARD BOUNDARIES
- BLOCK AREA LETTERS
- BLOCK AREA BOUNDARIES

U.S. DEPARTMENT OF COMMERCE, BUREAU OF THE CENSUS

SAN BERNARDINO, CALIFORNIA, BY WARDS AND BLOCKS: 1950  
PART 2 OF 3 PARTS

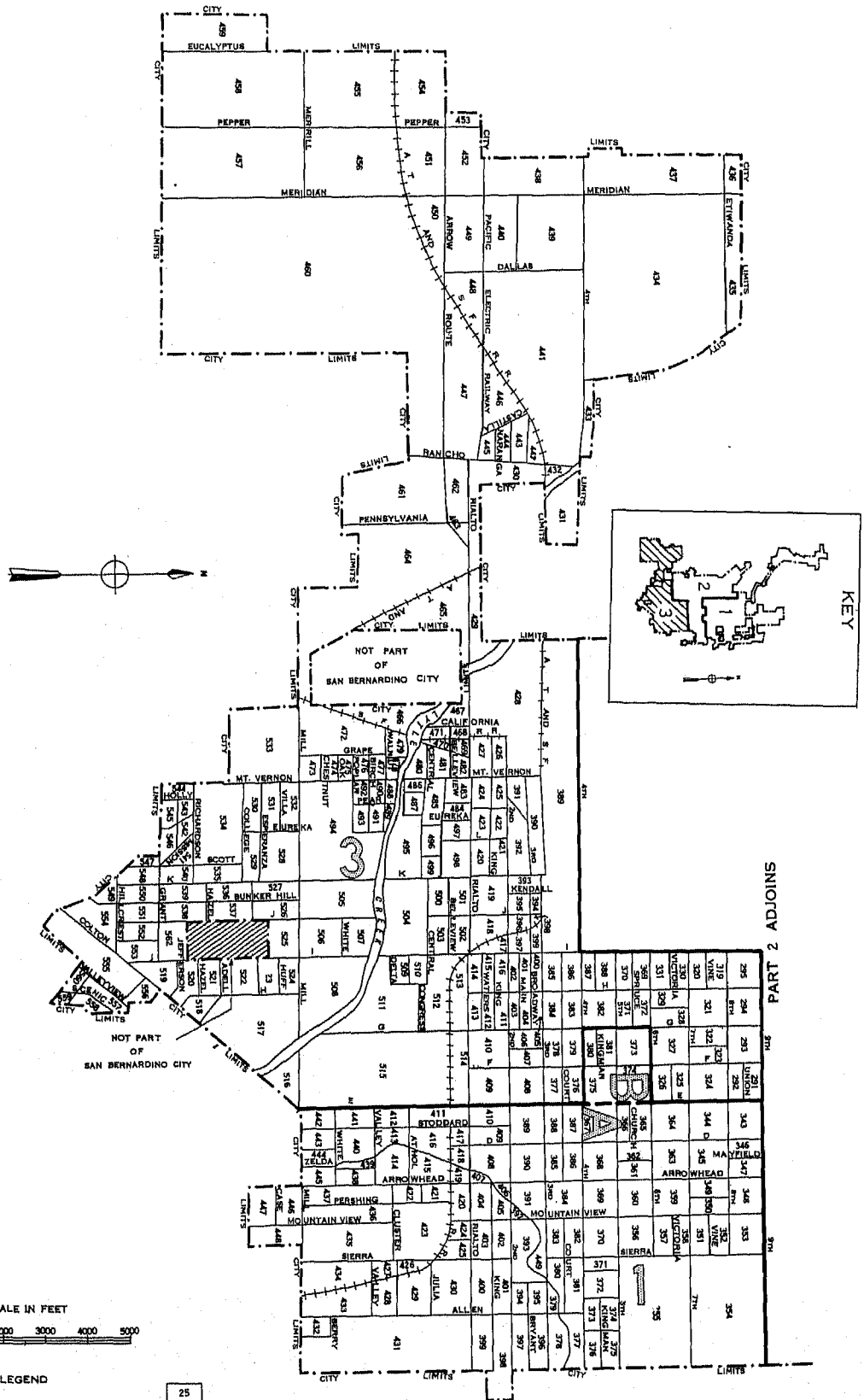


- LEGEND
- BLOCK NUMBERS
  - WARD NUMBERS
  - WARD BOUNDARIES
  - BLOCK AREA LETTERS
  - BLOCK AREA BOUNDARIES
- U.S. DEPARTMENT OF COMMERCE, BUREAU OF THE CENSUS

25  
2  
A

# SAN BERNARDINO, CALIFORNIA. BY WARDS AND BLOCKS: 1950

PART 3 OF 3 PARTS



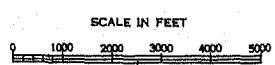
PART 2 ADJOINS

BLOCK NUMBERS  
 WARD NUMBERS  
 WARD BOUNDARIES  
 BLOCK AREA LETTERS  
 BLOCK AREA BOUNDARIES  
 U.S. DEPARTMENT OF COMMERCE, BUREAU OF THE CENSUS

25

2

A



LEGEND