


# 1950 UNITED STATES CENSUS OF HOUSING

U. S. DEPARTMENT OF COMMERCE • BUREAU OF THE CENSUS



**SAN DIEGO, CALIF.**

**BLOCK  
STATISTICS**

## U. S. CENSUS OF HOUSING: 1950

### Volume

- I General Characteristics
- II Nonfarm Housing Characteristics
- III Farm Housing Characteristics
- IV Residential Financing
- V Block Statistics

Housing statistics for census tracts are to be included in the Population reports on census tracts.

## U. S. CENSUS OF POPULATION: 1950

### Volume

- I Number of Inhabitants
- II Characteristics of the Population

Succeeding volumes will cover the following subjects:

Census Tracts, Nativity and Parentage, Nonwhite Population by Race, Persons of Spanish Surname, Institutional Population, Differential Fertility, Labor Force Characteristics, Occupation, Industry, Income, Internal Migration, Education, Characteristics of Families and Households.

**UNITED STATES CENSUS of HOUSING : 1950**  
U. S. DEPARTMENT OF COMMERCE      BUREAU OF THE CENSUS  
CHARLES SAWYER, Secretary      ROY V. PEEL, Director



**BLOCK STATISTICS**


**SAN DIEGO**  
**CALIFORNIA**

*Prepared under the supervision of*  
Howard G. Brunzman, Chief  
*Population and Housing Division*

1950 HOUSING CENSUS REPORT  
VOLUME V, PART 171

UNITED STATES GOVERNMENT PRINTING OFFICE 1952

**BLOCKS • CENSUS TRACTS**





## BUREAU OF THE CENSUS

ROY V. PEEL, *Director*

A. ROSS ECKLER, *Deputy Director*  
HOWARD C. GRIEVES, *Assistant Director*  
CONRAD TABUBER, *Assistant Director*  
MORRIS H. HANSEN, *Assistant Director for Statistical Standards*  
ROBERT Y. PHILLIPS, *Assistant Director for Operations*  
CALVERT L. DEDRICK, *Coordinator, International Statistics*  
FRANK R. WILSON, *Information Assistant to the Director*

**Population and Housing Division—**

HOWARD G. BRUNSMAN, *Chief*  
WAYNE F. DAUGHERTY, *Assistant Chief for Housing*  
ROBERT B. VOIGHT, *Assistant Chief for Operations*  
HENRY S. SHRYOCK, JR., *Assistant Chief for Population*  
EDWIN D. GOLDFIELD, *Program Coordinator*

Quality and Equipment Statistics—Robert C. Hamer, *Chief*  
Inventory Statistics—Carl A. S. Coan, *Chief*  
Developmental Programs—J. Hugh Rose, *Chief*  
Residential Financing—Junia H. Honnold, *Chief*  
Territories and Possessions—Joel Williams, *Chief*  
Statistical Sampling—Joseph Steinberg, *Chief*  
Statistical Procedure—Morton A. Meyer, *Chief*  
Processing Operations—Milton D. Lieberman, *Chief*

**Administrative Service Division—**WALTER L. KEHRES, *Chief*  
**Agriculture Division—**RAY HURLEY, *Chief*  
**Budget Officer—**CHARLES H. ALEXANDER  
**Business Division—**HARVEY KAILIN, *Acting Chief*  
**Field Division—**LOWELL T. GALT, *Chief*  
**Foreign Trade Division—**J. EDWARD ELY, *Chief*  
**Geography Division—**CLARENCE E. BATSCHLET, *Chief*  
**Governments Division—**ALLEN D. MANVEL, *Chief*  
**Industry Division—**MAXWELL R. CONKLIN, *Chief*  
**Machine Tabulation Division—**C. F. VAN AKEN, *Chief*  
**Personnel Division—**HELEN D. ALMON, *Chief*

### SUGGESTED IDENTIFICATION

U. S. Bureau of the Census. *U. S. Census of Housing: 1950. Vol. V, Block Statistics, Part 171.*  
U. S. Government Printing Office, Washington, D. C., 1952

For sale by the Superintendent of Documents, U. S. Government Printing Office, Washington 25, D. C.,  
or any of the Field Offices of the Department of Commerce - Price 40 cents



## PREFACE

This report presents statistics on characteristics of dwelling units by blocks for the city. The tabulations are based on data from the 1950 Census of Housing, taken as of April 1, 1950. Authorization for the 1950 Census of Housing as part of the Seventeenth Decennial Census was provided by the Housing Act of 1949, approved July 15, 1949.

The major portion of the information compiled from the 1950 Census of Housing appears in Volume I, *General Characteristics*; Volume II, *Nonfarm Housing Characteristics*; Volume III, *Farm Housing Characteristics*; Volume IV, *Residential Financing*; and Volume V, *Block Statistics*. Volume V consists of separate reports, issued as bulletins for each of the 209 cities which in 1940 or in a subsequent census had a population of 50,000 or more. These reports will not be bound into a single publication.

The subjects covered in both the 1950 and 1940 reports on characteristics of dwelling units by blocks are substantially similar.

This report was prepared under the direction of Howard G. Brunzman, Chief, Population and Housing Division, and Wayne F. Daugherty, Assistant Chief for Housing. Robert C. Hamer, Chief, Quality and Equipment Statistics Section, was in charge of coordinating the content and the format of the report with assistance from Carl A. S. Coan, Chief, Inventory Statistics Section; Floyd D. McNaughton, Chief, Equipment and Facilities Unit; Beulah Washabaugh, Chief, Tenure and Vacancy Unit; and Walter A. Hines. The compilation of the statistics was under the supervision of Robert B. Voight, Assistant Chief for Operations.

The collection of the information on which these statistics are based was under the supervision of Lowell T. Galt, Chief, Field Division. The geographic work, including the assignment of all block numbers and the preparation of maps, was under the supervision of Clarence E. Batschelet, Chief, Geography Division. The data were tabulated under the supervision of C. F. Van Aken, Chief, Machine Tabulation Division.

April 1952.

# SAN DIEGO, CALIF.

## CONTENTS

### INTRODUCTION

	Page		Page
General.....	1	Definitions and explanations—Continued	
Related reports.....	1	Condition and plumbing facilities.....	2
Census tracts.....	1	Persons per room.....	2
Use of data.....	1	Color of occupants.....	2
Comparability with 1940 Housing Census data.....	1	Contract monthly rent.....	2
Definitions and explanations.....	1	Value of one-dwelling-unit structures.....	2
Dwelling unit.....	1	Number reporting.....	2
Occupancy and tenure.....	2	Block identification.....	2

### TABLES

	Page
Table 1.—Characteristics of housing for the city: 1950.....	2
Table 2.—Characteristics of housing by census tracts: 1950.....	3
Table 3.—Characteristics of housing for census tracts, by blocks: 1950.....	5

Map of city, by blocks, appears following last page of tables.

# BLOCK STATISTICS

## INTRODUCTION

### GENERAL

Volume V of the Reports on Housing consists of a separate report for each of the 209 cities which in 1940, or in a subsequent census prior to 1950, had a population of 50,000 or more. Each report presents for the city, by blocks, tabulations for a limited number of subjects obtained in the Census of Housing. The subjects in these reports are similar to those in the block statistics supplements to Volume I of the reports of the 1940 Census of Housing. The subjects in this report present the number of dwelling units classified by occupancy and tenure, condition and plumbing facilities, persons per room, color of occupants, average contract monthly rent of renter-occupied and selected vacant units, and the average value of one-dwelling-unit owner-occupied and selected vacant structures. In table 1, the statistics for these subjects are summarized for the city. Table 2 contains the statistics for census tracts. In table 3, the data are presented by blocks within census tracts. Maps identifying the location of each block and the census tract boundaries are a part of this report.

**Related reports.**—Related statistics for this city are contained in the Reports on Housing, Volume I, *General Characteristics*; and in the Reports on Population, Volume I, *Number of Inhabitants*, and Volume II, *Characteristics of the Population*.

The Reports on Housing for each State in Volume I present data on the characteristics of dwelling units for the State by residence (urban, rural nonfarm, and rural farm), for standard metropolitan areas, urbanized areas, counties, for urban places, places of 1,000 to 2,500 inhabitants, and rural-nonfarm and rural-farm dwelling units for each county. Each report includes the following subjects: occupancy, tenure, race of occupants, type of structure, year built, condition and plumbing facilities, water supply, toilet and bathing facilities, number of rooms, number of persons, persons per room, electric lighting, heating equipment, heating and cooking fuels, refrigeration equipment, kitchen sink, radio, television, and, for nonfarm units, the contract monthly rent, gross monthly rent, and value of one-dwelling-unit structures.

Volume I of the Reports on Population shows the 1950 population of each county and of each minor civil division within the county. It also contains figures for each incorporated place, for each unincorporated place with 1,000 or more inhabitants, and for incorporated places of 5,000 or more by wards. A special series of tables presents data for each urbanized area giving the incorporated places and portions of minor civil divisions within it.

Volume II of the 1950 Population Reports contains statistics on the general characteristics of the population. Chapter A of this volume repeats the figures on number of inhabitants as shown in Volume I; Chapter B presents demographic, economic, and social characteristics of the population; and Chapter C gives more detailed cross-classifications for States and large cities and standard metropolitan areas.

**Census tracts.**—Census tracts are small areas into which certain large cities have been subdivided for statistical and local administrative purposes. In most cases the tracts are permanently established, so that comparison may be made from census to census. The boundaries of tracts are established so as to include approximately equal numbers of inhabitants or equal areas; and each tract is designed to represent an area that is fairly

homogeneous in population characteristics. Although the tracted areas of some cities extend into the suburbs, the data shown in this report are restricted to the tracts within the corporate limits of the city.

**Use of data.**—The tabulation of housing characteristics for areas as small as city blocks provides descriptive material of considerable value for technical studies of housing in the city. The statistics will be useful in compiling totals for special types of areas that may be defined to meet the requirements of individual investigators. Users of the data should bear in mind that in practically all cases the data for a given block represent the work of only one enumerator. Consequently, housing characteristics for blocks are subject to a wider margin of error than is to be expected in the figures for tracts or wards which represent returns made by a number of enumerators. Misinterpretation of instructions by one enumerator may cause a significant bias in the statistics for a block even though it may have a negligible effect upon the figures for larger areas. In particular, the enumeration of "condition" depended to a considerable extent upon the judgment of the individual enumerator. Also, failure to indicate the correct block number for a significant number of dwelling units may introduce errors into the block data.

**Comparability with 1940 Housing Census data.**—In the 1940 Census of Housing, reports entitled "Block Statistics" were issued as supplements to the first series of Housing bulletins. These supplements consisted of separate reports for each of the 191 cities which had 50,000 inhabitants or more in 1930.

In the 1950 reports, the block numbers used are different, in most cases, from those used in the 1940 reports. Therefore, to compare 1940 and 1950 data for a given block, it is necessary to locate the block on the maps to obtain the corresponding 1940 and 1950 block numbers.

The subjects in both the 1940 and 1950 reports are substantially similar. However, data on number of structures, year built, and mortgage status have been omitted from the 1950 report. Furthermore, in the 1940 reports average contract or estimated monthly rent was reported for all dwelling units while in 1950 average contract monthly rent is reported for some, and average value for other, dwelling units.

### DEFINITIONS AND EXPLANATIONS

More detailed and complete definitions are presented in Volume I of the Housing Reports.

**Dwelling unit.**—In general, a dwelling unit is a group of rooms or a single room, occupied or intended for occupancy as separate living quarters, by a family or other group of persons living together or by a person living alone.

A group of rooms, occupied or intended for occupancy as separate living quarters, is a dwelling unit if it has separate cooking equipment or a separate entrance. A single room, occupied or intended for occupancy as separate living quarters, is a dwelling unit if it has separate cooking equipment or if it constitutes the only living quarters in the structure. Also, each apartment in a regular apartment house is a dwelling unit even though it may not have separate cooking equipment. Excluded from the dwelling unit count are large rooming houses, institutions, dormitories, and transient hotels and tourists courts.

In the 1940 Census, a dwelling unit was defined as the living quarters occupied or intended for occupancy by one household.

A household consisted of a family or other group of persons living together with common housekeeping arrangements, or a person living entirely alone. However, the enumerator was not explicitly instructed to define rooms as dwelling units on the basis of cooking equipment or separate entrance.

The number of dwelling units in the 1950 Census may be regarded as comparable with the number of dwelling units in the 1940 Census. Some living quarters may have been classified as separate dwelling units in the one census and not in the other. Further, in the 1950 Census, living quarters with five or more lodgers were not tabulated as dwelling units; generally, such quarters were included in the 1940 dwelling unit count. However, the net effect of these changes is probably small.

**Occupancy and tenure.**—Dwelling units are classified by occupancy and tenure into four groups: owner-occupied; renter-occupied; vacant nonseasonal not dilapidated, for rent or sale; and other vacant and nonresident. A dwelling unit is classified as owner-occupied if it was owned wholly or in part by the head of the household or by some related member of his family living in the dwelling unit. All other occupied units are classified as renter-occupied whether or not cash rent was actually paid for living quarters. Rent-free units and living accommodations received in payment for services performed are thus included with the renter-occupied units.

A dwelling unit is considered vacant if no persons are living in it at the time of enumeration. New units not yet occupied were enumerated as vacant dwelling units if construction had proceeded to the extent that all the exterior windows and doors were installed and final usable floors were in place. The classification "Vacant nonseasonal not dilapidated, for rent or sale" is descriptive of the vacant dwelling units reported in this classification. "Other vacant and nonresident" units include all dilapidated and seasonal vacant units as well as the not dilapidated units which were not for rent or sale.

Because of changes in enumeration procedures, the counts of total vacant units in 1940 and 1950 are not strictly comparable. In 1940, vacant units were enumerated if they were habitable; units uninhabitable and beyond repair were excluded from the enumeration. In 1950, units were included regardless of condition if they were intended for occupancy as living quarters. Therefore, no comparison should be made between the data on "vacant nonseasonal not dilapidated, for rent or sale" units from the 1950 Census and data in the 1940 Census reports.

In both censuses, dwelling units occupied entirely by non-residents were included with vacant units not for rent or sale. Trailers, tents, houseboats, and railroad cars which were vacant were excluded from the dwelling unit inventory in both 1950 and 1940.

**Condition and plumbing facilities.**—Data on condition of a dwelling unit are shown in combination with data for selected plumbing facilities and are, therefore, limited to units for which both condition and plumbing facilities are reported. Plumbing facilities include water supply, toilet facilities, and bathing facilities.

The category "with private bath" includes those dwelling units reported with both a flush toilet and a bathtub or shower inside the structure for the exclusive use of the occupants of the unit. The category "no private bath" includes those dwelling units not having private flush toilet or not having private bathing facilities. The "no running water" category includes units with only piped running water outside the structure or with only other sources such as a hand pump.

A dwelling unit is "dilapidated" when it is run-down or neglected, or is of inadequate original construction, so that it does not provide adequate shelter or protection against the elements or it endangers the safety of the occupants.

**Persons per room.**—The number of persons per room has been computed for each occupied dwelling unit by dividing the number

of persons in the dwelling unit by the number of rooms in the dwelling unit. All persons enumerated in the Population Census as members of the household (including lodgers, servants, and other nonrelated persons) are counted in determining the number of persons that occupy the dwelling unit. The number of rooms in the dwelling unit includes all rooms available for living quarters throughout the year. Not counted as rooms are bath-rooms, closets, pantries, halls, screened porches, and unfinished rooms in the basement and attic.

**Color of occupants.**—Occupied dwelling units are classified by color of head of household according to the definition used in the 1950 Census of Population. The group designated as "non-white" consists of Negroes, Indians, Japanese, Chinese, and other nonwhite races. Persons who are not definitely Indian or of other nonwhite race are classified as white.

**Contract monthly rent.**—Contract monthly rent is the rent, at the time of enumeration, contracted for by the renter regardless of whether it includes furniture, heating fuel, electricity, cooking fuel, water, or personal services.

Monthly rent for vacant dwelling units is the amount asked for the dwelling unit at the time of enumeration. The average monthly rent relates to renter-occupied dwelling units and vacant nonseasonal not dilapidated units for rent. Dwelling units which are occupied "rent-free" are not included with the units reporting rent.

**Value of one-dwelling-unit structures.**—Average value is shown for owner-occupied dwelling units and vacant nonseasonal not dilapidated units which are for sale only. Value is shown only if the unit is in a one-dwelling-unit structure without business and if it is the only dwelling unit included in the property. The value represents the amount for which the owner estimates that the property, including such land as belongs with it, would sell under ordinary conditions and not at a forced sale. For vacant units, value is the sale price asked by the owner.

**Number reporting.**—Occupancy and tenure are reported for all dwelling units, and color of occupants is reported for all occupied units. The corresponding distributions for these subjects in table 1 are based on all dwelling units and on occupied units, respectively. For all other subjects, the distributions are based on the units for which the specific characteristics are reported, that is, the "Number reporting."

The number of dwelling units for which the enumerator obtained no report on a particular item is shown for the city totals only; however, the number "not reported" can easily be derived for each area in tables 2 and 3 by subtracting the number reporting from the total number of dwelling units (or total occupied).

**Block identification.**—A map or series of maps is included in this report showing block numbers for each block, number and letter designations for tracts, and the names of principal streets.

Blocks are identified by serial numbers, a separate series of numbers being used for each tract. Thus, the location of each block for which data are presented in table 3 may be determined by referring to the tract and block number shown on the map. Similarly, data for a specific block may be located in the table by reference to the map for identification numbers of the tract and block.

If no dwelling units are reported for a block, the block number is not listed in table 3, although it is shown on the map. Dwelling units for which the block number was not reported are indicated in the table by the symbol "NR." Detailed data are not shown for such dwelling units, nor for blocks containing fewer than three dwelling units. Average monthly rent is not shown when the monthly rent was reported for fewer than three dwelling units. Average value is not shown when the value of one-dwelling-unit properties was reported for fewer than three dwelling units. All dwelling units are included, however, in the statistics for the city and for each tract.

Table 1.—CHARACTERISTICS OF HOUSING FOR THE CITY: 1950

Table with columns for Subject, Number, and Percent. Categories include OCCUPANCY AND TENURE, CONDITION AND PLUMBING FACILITIES, COLOR OF OCCUPANTS, PERSONS PER ROOM, CONTRACT MONTHLY RENT, and VALUE OF ONE-DWELLING-UNIT STRUCTURES.

1 Restricted to 1-dwelling-unit properties.

Table 2.—CHARACTERISTICS OF HOUSING BY CENSUS TRACTS: 1950

Large table with columns for Census tract, All dwelling units by occupancy and tenure, All dwelling units by condition and plumbing facilities, Occupied dwelling units, Contract monthly rent, and Value of one-dwelling-unit structures.

1 For renter-occupied dwelling units and vacant nonseasonal not dilapidated units, for rent.
2 For owner-occupied dwelling units and vacant nonseasonal not dilapidated units, for sale only.

## HOUSING—BLOCK STATISTICS

Table 2.—CHARACTERISTICS OF HOUSING BY CENSUS TRACTS: 1950—Con.

Census tract	All dwelling units by occupancy and tenure					All dwelling units by condition and plumbing facilities			Occupied dwelling units			Contract monthly rent <sup>1</sup>		Value <sup>2</sup> of one-dwelling-unit structures		
	Total	Owner occupied	Renter occupied	Vacant non-seasonal not dilap., for rent or sale	Other vacant and non-resident	Number reporting	No private bath or dilap.	No running water or dilap.	Total	Persons per room	Occupied by non-white	Number reporting	Average monthly rent (dollars)	Number reporting	Average value (dollars)	
									Number reporting	1.61 or more						
K-51	590	78	484	7	21	559	353	330	562	553	58	153	460	3038	45	6706
K-52	2034	163	1757	59	55	1982	673	330	1920	1901	49	139	1740	3830	43	8779
L-53	638	28	580	18	12	575	184	103	608	563	23	14	542	4315	1	
L-54	170	18	131	11	10	153	118	33	149	139	16	52	119	3179		
M-55	8	1	7			6			8	6						
M-56	1107	102	898	71	36	1042	144	39	1000	977	18	6	905	4711	16	18187
M-57	1589	158	1338	76	17	1547	572	156	1496	1488	29	4	1383	3798	49	11065
M-58	694	179	483	26	6	680	120	67	662	648	15	2	474	3670	89	9585
M-59	1537	193	1278	52	14	1491	97	17	1471	1452	10	7	1263	5305	87	14724
M-60	1490	428	965	62	35	1451	35	4	1393	1368	5	3	981	5499	285	16567
M-61	778	286	459	29	4	760	37	17	745	732	10		459	4681	185	12816
M-62	5	4	1	5		5	5	2	5	5	2					
M-63	5		5			5			5	5				13800		
N-64	6		6			6			6	6						
N-65	1796	599	1091	56	50	1746	589	125	1690	1657	132	35	1076	3735	175	9309
N-66	1146	3	1118	6	19	1137	3	3	1121	1118	11	3	1116	3252		
N-67	2453	302	2072	68	11	2417	275	28	2374	2334	119	2	2107	3259	37	5315
N-68	1934	189	1631	113	1	1915	48	8	1820	1807	96	30	1719	3687	149	13578
O-69	996	824	142	13	17	974	2	2	966	933	1	1	139	7735	766	18626
O-70	1657	1180	408	40	29	1623	37	28	1588	1563	14	3	402	6521	1068	12611
P-71	955	763	167	6	19	938	20	10	930	922	9	1	158	6673	681	18339
P-72	972	440	494	11	27	962	9	8	934	929	18	1	490	3230	421	13700
Q-73	1895	1072	712	68	43	1880	26	11	1784	1776	14	1	728	5432	904	10371
Q-74	1300	629	633	17	21	1292	4	4	1285	1248	7		622	4662	567	9704
Q-75	2112	723	1266	82	41	2026	49	24	1982	1924	17	1	1221	4739	475	8559
R-76	1998	546	1176	179	97	1946	40	25	1732	1671	26	3	1231	5823	342	11144
R-77	1179	695	424	45	15	1172	11	7	1119	1104	2	3	411	5601	629	12000
S-78	1348	143	1179	20	6	1335	17	12	1322	1310	23	3	1185	2931	113	7362
S-79	2552	1397	959	131	65	2492	161	26	2335	2308	45	7	974	6007	1078	9185
S-80	2010	1045	797	119	49	1983	9	4	1842	1814	13	4	854	4978	976	10897
T-81	2152	1323	641	94	94	2099	16	12	1964	1927	9	12	624	8144	1287	17555
T-82	1310	419	685	89	117	1275	31	20	1104	1092	16	7	711	6958	294	18452
T-83	1026	474	410	48	94	998	14	11	884	873	9	9	423	6143	430	25461
U-85	879	28	831	14	6	857	21	19	859	845	104	4	824	2927	16	10387
U-86	1344	4	1329	9	2	1327	4	4	1333	1324	43	4	1332	3176		
U-87	694	17	669	6	2	679	6	5	685	675	27	7	667	2546	6	8666
U-88	867	39	814	11	3	827	13	11	853	839	32	8	786	3061	11	14418
U-89	911	74	819	4	14	900	60	11	893	878	24	4	798	3144	30	12706
U-90	555		549	6		555	1	1	549	549	15	15		3010		
V-91	1133	834	261	27	11	1122	166	26	1095	1086	48	8	244	4578	654	8328

<sup>1</sup>For renter—occupied dwelling units and vacant nonseasonal not dilapidated units, for rent.<sup>2</sup>For owner—occupied dwelling units and vacant nonseasonal not dilapidated units, for sale only.



## HOUSING—BLOCK STATISTICS

Table 3.—CHARACTERISTICS OF HOUSING FOR CENSUS TRACTS, BY BLOCKS: 1950—Con.

Census tract	Block	All dwelling units, by occupancy and tenure					All dwelling units by condition and plumbing facilities			Occupied dwelling units			Contract monthly rent <sup>1</sup>		Value <sup>2</sup> of one-dwelling-unit structures	
		Total	Owner occupied	Renter occupied	Vacant non-seasonal not dilap., for rent or sale	Other vacant and non-resident	Number reporting	No private bath or dilap.	No running water or dilap.	Total	Persons per room		Number reporting	Average monthly rent (dollars)	Number reporting	Average value (dollars)
											Number reporting	1.51 or more				
A-2	13	15	12	3		15			15	15		3	55.00	12	14,541	
	14	4	3	1		4			4	4		1		2		
	15	28	26	2		26			28	28				25	19,468	
	16	5	4	1		5			5	5		1		4	15,475	
	17	12	10	2		11			12	12		1		9	12,186	
	18	15	7	6		15	1		13	13		6	75.83	5	11,480	
	19	30	6	21	2	30	5	1	27	27		1	35.76	3	10,000	
	20	10	7	3		10			10	10		3	41.00	6	9,000	
	21	13	10	3		13			13	13		3	47.33	9	8,122	
	22	12	10	1	1	11			11	11		1		9	11,555	
	23	12	11	1		12	1		12	12		1		8	13,917	
	24	21	11	9	1	21	1		20	19		9	53.66	9	9,722	
	25	19	10	8	1	19	1	1	18	18		8	49.87	7	8,157	
	26	14	10	4		12			14	12		2		8	8,917	
	27	21	11	8	2	20	2		19	19		10	50.40	5	9,700	
	28	10	10			9			10	10				9	14,144	
	29	17	10	6	1	16		1	16	16		7	58.42	8	11,417	
	30	18	14	4		18			18	18		4	63.75	11	9,018	
	31	10	6	4	1	10		1	8	8		3	56.33	2		
	32	16	9	7		16	1	1	16	16		7	62.85	9	8,500	
	33	16	9	7		16	2		16	16		6	42.33	6	7,016	
	34	17	11	4		16			17	17		10	50.90	4	9,125	
	35	11	7	4		11			11	11		4	55.75	7	9,428	
	36	12	4	7	1	11			11	11		6	66.33	4	9,450	
	37	6	3	3		6			6	6		3	40.00	3	10,000	
	38	14	3	9	2	13			12	12	1	8	56.50	2		
	39	19	9	9		17	3	1	18	18		9	35.11	6	8,223	
	40	10	9	5		9	1	2	10	10		4	45.00	3	10,000	
	41	8	8			8			8	8		3	41.00	4	12,125	
	42	23	5	13	1	21			21	21		13	37.69	5	7,200	
	43	3	3			3			3	3				3	12,106	
	44	10	6	4		9			10	10		4	70.00	6	7,113	
	45	14	3	11		13			14	14	1	10	45.00	3	8,000	
	46	10	4	5		9		1	9	8		3	51.33	4	10,125	
	47	23	10	13		22			23	23		12	55.08	8	10,175	
	48	13	8	5		12	1	1	13	13		5	38.00	6	10,216	
	49	2	2			2			2	2						
	50	6	5	1		6			6	6		1		4	9,125	
	51	6	4	2		6			6	6		2		3	9,213	
	53	9	6	2	1	9	2		8	8		3	42.66	4	10,500	
	54	32	15	17		31			32	30		16	49.81	13	10,276	
	55	19	6	12	1	19	1		18	18		10	43.50	2		
	56	24	8	14	2	24	1		22	22		16	52.50	6	7,416	
	57	21	3	17		20		1	20	20		16	46.68	3	10,000	
	58	31	5	26		29			31	30		26	39.23	2		
	59	11	3	7	1	11			10	10		8	52.25	1		
	60	7	5	2		7			7	7		2		3	9,166	
	61	8	6	1	1	8			8	8		2		4	8,500	
	62	5	5			5			5	5		2		2		
	63	2	2			2			2	2		2		2		
	64	6	3	4		6	1	1	6	6		4	67.00	2		
	68	1				1			1	1						
	69	13	7	4	2	13	1	1	11	11		5	54.20	5	10,500	
	70	9	6	3		9	3		9	9		3	56.00	5	9,220	
	71	23	13	10		23	1	1	23	23		9	65.44	12	9,270	
	72	6	6			6			6	6				5	11,100	
	73	3	3			3			3	3				3	14,000	
	74	9	4	5		9			9	9		5	62.00	2		
	75	19	7	12		19			19	19		12	55.08	1		
	76	17	7	10		17	1	1	17	17		10	54.90	3	10,100	
	77	25	7	14	3	25			21	21		16	61.68	3	14,413	
	78	12	7	5		11	2	2	12	12		5	68.20	6	5,411	
	79	6	2	4		6			6	6		4	37.00	1		
	80	3	3			3			3	3				3	17,246	
	81	7	5	2		7			7	7		2		4	12,875	
	82	9	6	3		9			9	9		3	78.33	4	1,300	
	83	6	6			6			6	6				5	1,300	
	89	5	3	2		4	2	1	5	5	1	2		2		
	90	11	4	7		11			11	11		7	57.14	1		
	91	15	4	11		15			15	15		11	43.45	1		
	92	22	4	16		22			22	22		16	40.50	2		
	93	21	5	16		20			21	20		15	47.40	1		
	94	7	5	1	1	7			5	5		6	33.33			
	95	13	5	8		13			13	12		8	65.62	4	47,125	
	96	23	12	9	1	22			21	21		10	49.00	5	24,400	
	97	13	5	8		13	2		13	13		8	39.37	4	1,200	
	98	19	4	15		19			19	19		15	33.46			
	99	14	9	4	1	13	1	1	13	12		5	52.80	5	8,000	
	100	14	6	7	1	14	2		13	13	1	8	50.12	3	16,666	
	102	1				1										
	103	14	11	1	2	14			12	12				10	14,250	
	104	4	3	1		4			4	4		1		3	20,166	
	105	5	4	1		5			5	5		1		3	12,000	
	106	26	21	4	1	26			25	25		3	63.33	19	13,000	
	107	28	23	5		28			28	28		5	65.00	22	12,013	
	108	9	8	1		9			9	9		1		7	12,471	
	109	65	55	9		63		1	64	64	1	9	53.88	53	10,818	
	110	60	45	15		60	4	1	60	60		11	60.18	36	12,050	

<sup>1</sup>For renter-occupied dwelling units and vacant nonseasonal not dilapidated units, for rent.<sup>2</sup>For owner-occupied dwelling units and vacant nonseasonal not dilapidated units, for sale only.



Table 3.—CHARACTERISTICS OF HOUSING FOR CENSUS TRACTS, BY BLOCKS: 1950—Con.

Table with columns: Census tract, Block, Total, Owner occupied, Renter occupied, Vacant nonseasonal not dilapidated for rent or sale, Other vacant and nonresident, Number reporting, No private bath or dilapidated, No running water or dilapidated, Occupied dwelling units, Total, Persons per room, Occupied by non-white, Contract monthly rent, Average monthly rent (dollars), Number reporting, Average value (dollars). Rows are grouped by census tract A-2 and B-3.

\*For renter-occupied dwelling units and vacant nonseasonal not dilapidated units, for rent.  
†For owner-occupied dwelling units and vacant nonseasonal not dilapidated units, for sale only.



























## HOUSING—BLOCK STATISTICS

Table 3.—CHARACTERISTICS OF HOUSING FOR CENSUS TRACTS, BY BLOCKS: 1950—Con.

Census tract	Block	All dwelling units by occupancy and tenure					All dwelling units by condition and plumbing facilities			Occupied dwelling units			Contract monthly rent <sup>1</sup>		Value <sup>2</sup> of one-dwelling-unit structures		
		Total	Owner occupied	Renter occupied	Vacant non-seasonal not dilap., for rent or sale	Other vacant and non-resident	Number reporting	No private bath or dilap.	No running water or dilap.	Total	Persons per room		Number reporting	Average monthly rent (dollars)	Number reporting	Average value (dollars)	
											Number reporting	1.51 or more					Occupied by non-white
F-27	87	2															
	88	20	19	1		20			20	20				18	9.711		
	89	44	39	2		43	3		41	41		1	2	39	9.058		
	90	48	45	2		47	1	1	47	47		1	1	44	9.006		
	91	28	18		2	28	8		18	17				18	8.950		
F-28	1	130	36	81	9	4	125	1	1	117	115		85	739.4	33	161.36	
	2	11	6	5			11		11	11		5	5	75.60	4	141.25	
	6	39	31	1	7		37		32	30					32	151.18	
	7	101	86	13		2	98		99	96		10	10	77.00	77	162.11	
	8	12	11	1	2		12		11	11					11	271.81	
	9	35	23	10	2		35		33	32	1	10	10	79.00	21	124.90	
	10	25	22	1	2		25		22	22					22	163.86	
	11	30	28	2	1		30		30	30	1			2	28	123.92	
	12	26	25	1			26		26	26				1	25	154.52	
	13	10	9	1			10		10	10				1	9	151.11	
	14	89	43	43	2	1	84		86	84		43	43	59.86	39	9.717	
	15	17	17				17		17	17					17	112.05	
	16	29	28	1			29		29	29		1	1		28	119.28	
	17	32	31	1			32		32	32		1	1		30	104.33	
	18	34	27	7			33		34	32		7	7	49.42	23	104.81	
	19	27	25	2			27		27	26		2	2		24	104.25	
	20	27	24	1	1		24		25	24		1	1		21	104.71	
	21	16	12	4	1	1	16		12	12				1	12	143.08	
	22	91	76	10	4	1	91	2	86	84		11	11	80.00	68	123.66	
	23	10	8	2			10	2	10	10		2	2		7	122.14	
	24	19	15	3		1	19		18	18		2	2		14	172.50	
	25	20	18	2			20		20	20		2	2		18	148.66	
	26	18	16	1		1	18		17	17		1	1		15	153.66	
	27	5	5				5		5	5					5	164.00	
	28	20	20				20		20	20					19	135.00	
	29	22	21	1			22		22	22				1	20	125.75	
	30	26	23	2		1	26		25	25		2	2		22	121.36	
	31	20	13	6			20		19	19		7	7	68.57	12	124.00	
	32	18	2	14	2		18		16	16			16	60.18	1		
	33	6	6				6		6	6					5	182.00	
	34	22	13	7	2		22		20	20		1	1	8	46.87	12	144.16
	35	22	16	5	1	1	22	1	21	21		5	5	55.00	15	137.66	
	36	26	20	5	1		26		25	25	1	6	6	55.66	18	142.66	
	37	18	13	5			18		18	18		4	4	37.25	11	136.81	
	38	24	17	7			24		24	24		6	6	70.00	16	120.68	
	39	10	9	1			10		10	10		1	1		9	130.55	
	40	18	12	5	1	1	18	3	17	17		5	5	47.00	12	151.66	
	42	17	10	6	1		17	3	16	16	1	5	5	45.00	9	103.44	
	43	22	14	8			22		22	21	1	8	8	53.50	12	91.66	
	44	26	17	8	1		25		25	25		7	7	60.85	14	89.64	
	45	30	24	5	1		29	1	29	29		5	5	46.00	19	92.10	
	46	33	22	10	1		32		32	32		9	9	52.22	18	96.27	
	47	38	27	11			37	6	38	37	1	11	11	42.81	16	7.918	
	48	36	28	8			36	11	36	36	2	6	6	48.33	18	88.05	
	49	29	20	9			29		29	28		8	8	54.12	13	105.38	
	50	31	21	10			31	1	31	31		9	9	49.88	20	9.940	
	51	34	19	9		6	34		28	28		7	7	48.71	17	92.23	
F-29	2	117	71	33	9	4	117	1	104	101	1	36	36	52.00	62	120.12	
	3	15	14	1			15		15	15		1	1		13	120.76	
	4	13	10	2		1	13		12	12					9	91.11	
	5	71	55	3	10	3	71	2	58	57		5	5	128.60	55	153.90	
	6	12	10	2			12	2	12	12					10	95.00	
	7	20	18	2			20		20	20		2	2		18	87.22	
	8	1					1										
	9	26	19	7			25		26	26		7	7	59.00	18	92.22	
	10	18	15	2		1	18		17	17		2	2		13	92.23	
	11	23	16	7			23		23	23		7	7	56.71	14	88.42	
	12	17	14	3			16	2	17	15		3	3	50.00	10	94.40	
	13	1					1										
	14	14	5	7	2		14		12	12		9	9	62.22	4	82.50	
	15	13	8	4			13		12	12		4	4	52.50	7	104.28	
	16	17	12	4	1		17		16	16		4	4	46.25	9	84.33	
	17	13	11	2			13		11	11		2	2		10	101.00	
	18	12	12				12		12	12					12	80.83	
	19	20	17	3			20		20	20		3	3	53.33	12	88.00	
	20	23	19	3	1		23	1	22	22		3	3	175.00	19	150.84	
	21	21	19	1		1	21	1	20	20		1	1		18	153.11	
	22	36	30	4	1	1	36		34	34		5	5	104.00	30	135.16	
	23	33	12	16	5		33		28	28	1	19	19	52.31	10	95.00	
	24	12	10	1			12		11	11					10	97.50	
	25	15	8	2	1		14		11	11		1	1	54.20	5	105.00	
	26	16	12	6		2	16		14	14		5	5		10	93.50	
	27	25	11	13	1		25	2	24	24	1	14	14	361.4	9	7.666	
	28	17	9	6	1	1	17	1	15	15	1	4	4	59.00	3	12.666	
	29	3	2	1			3		3	3		1	1		2		
	30	18	13	5			18		18	18	1	5	5	46.25	12	84.91	
	31	19	14	5			19	2	19	19		3	3	70.00	12	94.16	
	32	3	2	1			3		3	3		1	1		2		

<sup>1</sup>For renter-occupied dwelling units and vacant nonseasonal not dilapidated units, for rent.<sup>2</sup>For owner-occupied dwelling units and vacant nonseasonal not dilapidated units, for sale only.









HOUSING—BLOCK STATISTICS

Table 3.—CHARACTERISTICS OF HOUSING FOR CENSUS TRACTS, BY BLOCKS: 1950—Con.

Census tract	Block	All dwelling units by occupancy and tenure					All dwelling units by condition and plumbing facilities			Occupied dwelling units				Contract monthly rent <sup>1</sup>		Value <sup>2</sup> of one-dwelling-unit structures	
		Total	Owner occupied	Renter occupied	Vacant non-seasonal not dilap., for rent or sale	Other vacant and non-resident	Number reporting	No private bath or dilap.	No running water or dilap.	Total	Persons per room		Occupied by non-white	Number reporting	Average monthly rent (dollars)	Number reporting	Average value (dollars)
											Number reporting	1.51 or more					
H-33	52	48		46	2				46	46			48	37.04			
	53	29	11	17	1			28	28	1		18	40.22	11	9,518		
	54	66	21	38	5	2		59	59	1		40	43.20	18	12,511		
	56	19	2	7	9	1	1	11	11	2	3	15	50.46	1			
	57	29	22	5	1	1		29	27			6	49.00	22	9,827		
	58	23	21	2				23	23			2		20	9,040		
	59	22	21	1				22	22			1		21	9,528		
	60	24	14	9	1			24	23	1		9	56.11	21	8,833		
	H-34	1	8	3	3	2			6	5			3	35.00	1		
		6	5	5					5	5					5	13,900	
7		11	9	1		1		10	10			1		9	14,777		
8		11	10	1				11	11			2		10	14,200		
9		12	9	2	1			12	11			2		10	17,460		
10		16	9	7				16	16			7	108.42	9	12,555		
11		5	2	2	1			4	4			1		1			
20		23	21	2				23	22			2		20	10,225		
21		24	23	2	1			24	23			1		23	9,817		
22		52	46	5	1			52	51			5	83.20	46	9,658		
23		41	35	4	1	1		41	39	1		4	45.00	34	10,485		
24		11	6	5				11	11			5	31.80	4	6,775		
25		2															
26		10	8	2				10	10	1	1	2		8	6,500		
27		18	15	3				18	18			3	36.00	14	7,142		
28		2															
33		2															
34		5	5					5	5						5	9,000	
35		3	2	1				3	3			1		1			
36		1													1		
37		1															
38		3						3	3								
39		5	2	3				4	5					2			
40		3	3					3	3					3	41.66		
41		7	6	1				7	7								
42		9	8	1				9	9					1			
43		9	7	1		1		9	8								
44		12	10	2				12	12					2			
45		17	9	8				17	17	1		8	46.62	8	7,750		
46		2															
47		9	8	1				9	9						7	6,028	
48		78	4	72	2			78	76	4	2	74	30.58	3	12,000		
49		48		48				48	48		1	48	28.10				
50		61	6	55				61	61			55	28.25	5	9,300		
51		17		17				17	17			17	28.29				
52		22		22				22	22			21	32.00				
53		16		16				16	16			16	32.00				
54		40		39	1			40	39		1	40	30.67				
55		132	46	83	1	2	131	129	128	1	3	84	32.82	45	7,773		
56		19	17	2				19	19	1	1	2		16	8,781		
57		16	13	3				16	16			3	37.66	13	7,153		
58		23	13	8	2			23	21			10	46.40	13	9,076		
59		23	20	3	1			23	22			3	83.33	19	10,578		
60		10	8	1		1		10	9			1		8	5,962		
61		15	10	5				15	15			5	45.40	9	5,888		
62		13	11	2				13	13			2		10	6,800		
63	17	12	5				17	17			5	37.60	10	7,150			
64	10	7	2		1		10	9		1	2		7	7,000			
65	11	9	2		2		11	9			1		8	6,450			
66	10	9			1		10	9			2		9	7,955			
67	14	10	3	1			14	13			4	50.75	10	6,350			
68	11	9	2				11	11			2		9	5,311			
72	2																
73	10	7	3				10	10	1		3	46.00	7	7,571			
74	15	7	8				15	15			7	49.28	6	5,133			
75	13	7	3	3			13	10	1		9	47.88	2				
76	9	3	5	1			9	8	1		6	50.83	2				
77	13	9	4				13	13			3	36.33	8	5,612			
78	10	9	1				10	10			1		9	8,277			
79	43	10	32	1			43	42	2	12	32	28.25	10	8,490			
80	15	9	6				15	15		1	6	26.66	8	9,312			
82	21		21				21	21			21	27.14					
83	26		26				26	26			26	27.57					
84	9		9				9	9			9	27.33					
85	21		21				21	21			21	27.33					
86	25		23	1	1		25	23		5	22	28.87					
87	39	2	36				39	38			24	31.24					
88	29		28	1			29	28		2	29	27.07					
89	26		26				26	26			26	27.07					
90	33	30	3				33	30		7	33	31.45					
91	25		25				25	25		2	25	29.72					
92	79	8	69	2			77	76		9	71	33.08	4	9,125			
I-35	2	7	3	3	1		6	6			3	39.00	1				
	3	12	8	4			12	12			3	22.66	6	4,516			

<sup>1</sup>For renter - occupied dwelling units and vacant nonseasonal not dilapidated units, for rent.  
<sup>2</sup>For owner - occupied dwelling units and vacant nonseasonal not dilapidated units, for sale only.

Table 3.—CHARACTERISTICS OF HOUSING FOR CENSUS TRACTS, BY BLOCKS: 1950—Con.

Census tract	Block	All dwelling units by occupancy and tenure					All dwelling units by condition and plumbing facilities			Occupied dwelling units			Contract monthly rent <sup>1</sup>		Value <sup>2</sup> of one-dwelling-unit structures		
		Total	Owner occupied	Renter occupied	Vacant non-seasonal not dilap., for rent or sale	Other vacant and non-resident	Number reporting	No private bath or dilap.	No running water or dilap.	Total	Persons per room	Occupied by non-white	Number reporting	Average monthly rent (dollars)	Number reporting	Average value (dollars)	
1-35	4	12	10	2			12	2	1	12	12	1			9	4,466	
	5	5	5				5	1	1	5	5				5	6,700	
	6	5	3	2			5	1	1	5	5			2	3	6,166	
	7	12	7	4	1		12	1	1	11	11	1		5	6	4,783	
	8	9	4		2	3	8			4	4			2	2		
	9	16	11	5			16			16	16	1	1	5	10	5,250	
	10	3	2			1	3	1	1	2	2				2		
	11	2															
	12	2	5	1			6			6	6			1	4	6,350	
	14	2															
	15	3	1	2			3	1		3	3	1	2	2	1		
	16	3	3				3			3	3				3		8,500
	17	15	9	6			15			15	15	1	6	6	7	6,357	
	18	5	5				5			5	5		2	2	5	7,400	
	19	12	5	7			12	1	1	12	12	2	10	6	2		
	20	1															
	21	4	3		1		4			3	3			1	2		
	22	20	17	2			20			19	19		15	2	16		6,475
	23	20	14	5	1		20			19	19	2	11	6	12		7,691
	24	3	2	1			3			3	3			1	2		
	25	3	1	2			3			3	3			2	1		
	26	27	17	7	1	2	27	3	2	24	24	3	4	7	12		5,250
	27	21	10	10			20			20	20			9	7		6,414
	28	20	12	8	1		20			20	20			8	12		6,583
	29	14	9	5			13	2	2	14	14		2	4	8		6,275
	30	21	10	10			20	1	1	20	20	1	1	11	9		7,000
	31	28	20	8			28	3	1	28	28			8	18		6,788
	32	50	21	29			49	6	6	50	50	6	6	29	18		5,938
	33	14	1	13			14	4	4	14	14			12	1		
	36	25	17	6	2		24	7	7	23	23		13	8	14		5,092
	37	19	10	9			19	5	5	19	19	1	3	8	10		6,450
	38	18	13	5			15	4	4	18	18			5	12		6,191
	39	23	18	5			22	4	3	23	23	2	8	5	17		6,847
	40	12	8	4			12			12	12		3	4	7		6,428
	41	7	6	1			7			7	7	1	2	1	6		7,583
	42	24	14	9		1	22	5	5	23	21	2	5	7	12		5,425
	43	23	18	3	1	1	23	1	1	21	21		3	4	16		6,618
	44	2															
	45	13	10	3			13	2	2	13	13	1	3	3	10		7,200
	46	28	19	7		2	28	1	1	26	26	2	9	6	19		7,057
	47	13	9	3		1	13			12	12		11	3	7		8,871
	48	4	4				4			4	4		2		4		8,475
	49	14	7	5	1	1	14			12	12		7	5	5		7,960
	50	21	12	8	1		21			20	20	1	5	8	13		5,384
	51	24	15	8		1	24	1	1	23	23	1	8	7	12		5,766
	52	3	2	1			3			3	3			1	2		
	53	6	2	4			6	2	2	6	6			4	2		
	54	63	52	9	1	1	63	3	2	61	61	2	29	7	50		9,174
	55	29	22	6	1		29			28	28		10	6	21		7,823
	56	16	14	2			16	1		16	16	2	6	2	14		8,371
	57	3	2			1	3			2	2		1		2		
58	20	15	5			19	5	3	20	20		6	5	14		6,257	
59	26	18	7		1	26	2	2	25	25		4	6	15		6,200	
60	26	12	10	3		26	1	1	22	22			12	8		7,012	
61	15	9	6		1	15	2	2	15	15		5	7	7		6,500	
62	34	22	12			34	2	2	34	34		3	12	22		6,677	
63	25	17	7		1	25			24	24		1	7	17		6,105	
64	18	11	6	1		17			17	17		1	11	11		6,300	
65	19	15	4			19	4	4	19	19	1	4	3	15		4,720	
66	15	11	3	1		14	3	3	14	14			3	8		6,187	
67	24	16	6	2		22	1	1	22	22		9	5	17		7,135	
68	16	10	5	1		15	1	1	15	15	1	7	6	10		6,830	
69	15	9	4		2	14	4	4	13	13		5	4	9		6,677	
71	26	18	8			25	5	3	26	26		3	8	17		6,205	
72	23	7	13	2	1	22	1	1	20	20		1	13	6		7,250	
73	19	15	4			17	1	1	19	19		1	4	13		7,092	
74	37	13	21	3		37			34	34	1	1	21	12		7,816	
75	29	20	8	1		29	3		28	28	2	1	8	16		7,812	
76	32	19	9			30	4	4	28	28		2	8	16		5,468	
77	1																
78	2																
79	10	8	2			10			10	10		2	2	6		5,583	
80	19	10	8	1		19	1		18	18	1	6	9	6		5,000	
81	19	12	4	1	2	18	1	1	16	16		5	5	10		5,310	
1-36	1	10	7	2	1	10	2		9	9			2	6		11,866	
	2	18	12	4	1	1	17		16	16			4	11		6,136	
	3	4	2				2		4	4			2	2			
	4	38	23	14	1		37	1	1	37	37		1	12	18		9,194
	5	2															
	6	2	2				4			4	4			2	2		
	7	23	19	4			23			23	23			4	16		5,956
	8	19	11	7		1	19	2	1	18	18	2	1	6	10		4,900
	9	15	9	6			14			15	15		2	6	8		4,687
	10	13	8	5			13			13	13	1	5	5	6		7,333
	11	30	17	13			29	1	1	30	30		3	10	12		6,816

<sup>1</sup>For renter - occupied dwelling units and vacant nonseasonal not dilapidated units, for rent.  
<sup>2</sup>For owner - occupied dwelling units and vacant nonseasonal not dilapidated units, for sale only.

HOUSING—BLOCK STATISTICS

Table 3.—CHARACTERISTICS OF HOUSING FOR CENSUS TRACTS, BY BLOCKS: 1950—Con.

Census tract	Block	All dwelling units by occupancy and tenure					All dwelling units by condition and plumbing facilities			Occupied dwelling units			Contract monthly rent <sup>1</sup>		Value of one-dwelling-unit structures		
		Total	Owner occupied	Renter occupied	Vacant non-seasonal not dilap., for rent or sale	Other vacant and non-resident	Number reporting	No private bath or dilap.	No running water or dilap.	Total	Persons per room		Number reporting	Average monthly rent (dollars)	Number reporting	Average value (dollars)	
											Number reporting	1.51 or more					Occupied by non-white
1-36	12	25	19	6		25	2	2	25	25	1		6	33.66	17	7,088	
	13	12	7	5		11			12	12			5	31.00	7	5,357	
	14	16	14			14	2	2	14	14	1	1			12	4,475	
	17	14	7	7		13			14	14	1		7	32.71	4	10,250	
	18	9	2	7	2	9			7	7			7	40.14	1		
	19	30	18	10	1	30	1	1	28	28	5	5	11	43.63	13	5,000	
	20	17	14	2	1	17			16	16			2		11	5,227	
	22	16	6	6	1	16	6	6	13	13	2		6	20.33	4	4,250	
	23	14	7	6		14	2	2	14	14			2		10	5,050	
	24	53	35	18	2	53	4	4	47	47	1	5	11	47.36	29	5,644	
	25	14	11	3		14	5	5	14	14	3	1	3	33.33	11	4,500	
	26	23	23			31	2		31	31	5	1	7	42.85	18	5,344	
	27	18	7	3	8	18			10	10	2	1	2		5	5,320	
	28	11	8	2	1	11			10	10	1	1	2		6	6,500	
	29	6	3	3		6			6	6	2	2	2		2		
	30	15	9	6		15	1	1	15	15	2	1	6	33.50	8	4,000	
	31	19	12	7		19			19	19			6	40.00	10	7,480	
	32	15	9	7		15			15	15		3	6	45.00	8	5,212	
	33	20	12	8		20			20	20			7	42.14	8	6,125	
	34	19	13	6		19			19	19	2	1	4	53.75	13	7,330	
	35	8	4	4		8			8	8		1	4	40.00	3	6,333	
	36	10	8	1	1	10			9	9	1	1	1		8	4,362	
	37	28	19	5	4	28			24	24		1	9	48.88	15	6,280	
	38	20	14	3	3	20			17	16		5	5	46.80	12	5,041	
	39	17	16	1		17			17	17		1	2		16	5,387	
	40	4	2	2		4	2	2	4	4		1	2		2		
	41	25	15	9	1	23			24	24		3	9	56.11	13	6,823	
	42	21	19	2		19			21	20		1	2		16	6,531	
	43	12	10	2		12			12	12			1		10	5,630	
	44	11	10	1		11			11	11			1		10	5,600	
	45	13	9	4		13			13	13		1	4	51.25	8	5,750	
	46	3	1	2		3			3	3			2		1		
	47	14	13	1		14			14	14		1	1		12	8,591	
	48	26	16	6	2	25			24	24	2	4	7	47.85	14	10,085	
	49	10	6	3	1	9		1	9	9		3	3	55.00	6	7,916	
	50	7	6	1		7			6	6		1	1		5	7,660	
	51	12	9	2	1	12			11	11		1	2		9	7,722	
	52	9	7	2		9			9	9			2		7	6,042	
	53	6	6			6			6	6			5		5	4,100	
	54	7	5	2		7			7	7			2		4	5,875	
	55	4	4			4			4	4					4	6,300	
	56	1	1			1			1	1					1	5,020	
	58	15	11	4		14		1	14	14		1	3	56.66	10	5,020	
	59	19	11	8		19			19	19		1	8		4	6,125	
	60	11	5	5		10			10	10		1	5	41.80	9	7,177	
	61	7	4	3		7			7	7		1	3	33.33	2	4,875	
	62	31	21	3	1	29		2	30	28		4	9	37.77	17	5,382	
	63	33	20	3		33		2	33	33		1	2		18	5,355	
	64	30	19	9	2	28		1	28	28		1	11	60.45	18	5,700	
	65	15	10	2		13		2	12	12		1	2	36.36	15	5,700	
	66	1				1			1	1					9	4,222	
	67	17	14	3		17			17	17			3	36.66	13	5,346	
	68	10	8	1	1	10			8	8		2	1		8	5,187	
	69	8	5	3		8			8	8			3	28.33	5	5,400	
	70	1				1			1	1							
	71	3	2	1		3		2	3	3							
	72	15	9	6		14		2	15	15		1	6	36.33	7	4,185	
	73	35	13	6	4	35		1	29	29		1	20	42.15	10	5,850	
	74	33	18	4		32		1	32	32			15	55.00	13	6,307	
	75	29	16	1	1	28		2	28	28		1	10	37.00	13	5,846	
	76	9	4	5		9		1	9	9			5	33.20	3	5,000	
	77	23	15	8		23			23	23			8	54.12	14	7,528	
	78	11	11			11			11	11		1	1		10	6,150	
	79	12	12			12			12	12			4	48.25	12	7,083	
	80	16	4	4	1	16			15	15			4	56.25	5	8,800	
	81	12	3	3		12			12	12			4		1		
	82	11	6	5	1	11			10	10			6	36.66	1		
	83	24	14	10		24			24	23		2	10	59.80	12	8,600	
	84	17	14	1		17		1	17	17			13	38.15	3	9,683	
	85	6	4			6		1	6	6			3	39.33	1	5,533	
	86	35	12	20	3	33		1	32	30		2	21	41.23	6	6,666	
	87	30	18	9	1	30		1	29	29		1	22	36.72	6	5,083	
	88	36	17	8		35		5	36	35		2	19	40.89	11	4,272	
	89	18	2	6	1	10		2	10	10		1	8	55.37	1		
1-37	1	150		150		148			150	150		3	1	149	26.80		
	2	46		5		46			45	45			1	45	32.22		
	3	25		24		25			24	24			24	32.29			
	4	159	1	157	1	150			158	156		2	147	28.72			
	5	194	1	191	2	192			192	191			193	26.44	1		
1-38	2	5	2	3		2			5	2							

<sup>1</sup>For renter - occupied dwelling units and vacant nonseasonal not dilapidated units, for rent.  
<sup>2</sup>For owner - occupied dwelling units and vacant nonseasonal not dilapidated units, for sale only.

Table 3.—CHARACTERISTICS OF HOUSING FOR CENSUS TRACTS, BY BLOCKS: 1950—Con.

Census tract	Block	All dwelling units by occupancy and tenure					All dwelling units by condition and plumbing facilities			Occupied dwelling units			Contract monthly rent <sup>1</sup>		Value <sup>2</sup> of one-dwelling-unit structures		
		Total	Owner occupied	Renter occupied	Vacant non-seasonal not dilap., for rent or sale	Other vacant and non-resident	Number reporting	No private bath or dilap.	No running water or dilap.	Total	Persons per room		Occupied by non-white	Number reporting	Average monthly rent (dollars)	Number reporting	Average value (dollars)
											Number reporting	1.51 or more					
1-39	1	10	8	2					10	9		9	2		8	9,312	
	2	7	7						7	7	1	5			7	7,242	
	3	13	13						13	13		8			13	6,730	
	4	3	3						3	3		2			3	6,700	
	5	2															
	6	2															
	7	22	13	9			22	2	2	22	22		20	8	11	5,954	
	8	21	8	13			21	2	2	21	21	1	20	8	8	7,250	
	9	16	7	9			16			16	16	1	16	9	4	3,000	
	10	32	21	11			32	2	1	32	32	2	28	10	12	4,500	
	11	40	27	13			40	1	1	40	39	2	35	12	21	4,452	
	12	48	14	33	1		48	1	1	47	47	1	45	12	8	6,437	
	13	38	18	18	1	1	36			36	36	1	20	18	6	3,333	
	14	46	27	18	1		46	3	1	45	45	1	37	19	14	5,500	
	15	36	18	17	1		36	2	1	35	35	2	30	18	8	3,375	
	16	29	12	17			29	3		29	28		28	17	6	4,166	
	17	44	24	20			44	6	5	44	44	2	39	19	17	5,282	
	18	25	19	6			25	3	3	25	25	1	22	6	17	5,705	
	19	38	15	20		3	38		10	35	35	2	20	19	10	13,200	
	20	19	13	6			18	10	3	19	19		17	5	11	4,909	
	21	25	19	5		1	24	7	7	24	23	2	21	4	13	3,938	
	22	32	22	9		1	32	2	2	31	31		30	9	17	5,000	
	23	27	10	17			26	3	2	27	26	1	21	16	7	3,885	
	24	19	9	10			19	1	1	19	18		14	10	8	2,912	
	25	6	3	3			6	2	2	6	6		6	3	2	4,066	
	26	64	40	20	3	1	64	6	6	60	58	3	45	22	38	3,800	
	27	31	23	6	1	1	31	4	4	29	29	2	20	7	28	3,986	
	28	15	10	4	1		14	2	2	14	14		4	5	9	4,277	
	29	12	10	2			12	1	1	12	11		4	2	10	7,100	
	30	11	8	3			11	4	4	11	11	2	5	3	5	4,360	
	31	14	8	6			14	3	3	14	13	1	10	5	5	6,300	
	32	15	8	6	1		14			14	14	2	6	6	7	4,571	
	33	28	5	21	1	1	28	4	4	26	26		24	20	2	3,255	
	34	30	16	14			30	3	3	30	29	2	26	13	11	5,318	
	35	41	26	13		2	41	2	2	39	39		23	12	20	4,350	
	37	40	15	23	1	1	40	1	1	38	38	2	34	10	10	2,950	
	38	29	12	16		1	29	3	2	28	28	2	15	16	10	4,500	
	39	25	12	13			24	1	1	25	25	1	22	13	7	4,285	
	40	7	1	5	1		7	7		6	6		5	15	1	3,700	
	41	30	18	12			24	2	1	30	30	2	15	12	11	3,909	
42	7	4	2		1	7	1	1	6	6		4	2	4	4,250		
43	1																
44	6	4	2			6	2	2	6	6		5	1	3	4,166		
45	12	8	2	1	1	12	3	3	10	10		7	2	6	5,750		
46	23	21	2			22	1	1	23	23		19	20	8	5,475		
48	20	5	13	2		20	3	3	18	18	2	4	4	4	4,525		
49	18	5	9		1	18	3	3	17	17		6	15	6	3,833		
50	35	16	11	4	4	35	5	5	32	32	2	20	17	11	4,818		
51	34	17	15	2		34	1	1	32	32	2	20	17	9	5,666		
52	27	10	12	3	2	23	2	2	23	22		15	15	5	5,600		
53	47	14	29	2	2	42	9	5	43	42	3	31	6	5	7,200		
54	41	11	24	2	2	38	10	6	35	35	2	26	7	7	4,928		
55	43	21	21			43	3	3	40	40		33	20	12	5,041		
56	53	21	28	1	1	53	2	1	49	49	4	10	31	9	5,222		
57	57	8	45	4	4	54	4	2	53	53		11	47	6	6,616		
58	52	17	31	2	2	46	15	13	48	47	1	32	32	8	5,500		
59	1																
65	5		5			5			5	5		5					
66	28	12	16			27	3	3	28	27		15	15	11	2,981		
67	30	13	17			29	1	1	30	29	1	4	17	8	3,075		
68	35	17	17		1	34	6	6	34	34	2	5	14	15	3,433		
69	38	18	17		3	38	3	3	35	35		20	15	15	6,400		
70	35	20	13	1	1	34	2	2	33	33		14	14	14	5,607		
71	45	11	32	2		43	7	7	43	43		31	9	9	5,277		
72	19	11	8			19	1	1	19	19		8	8	7	4,785		
73	19	16	2		2	17	1	1	19	19		4	8	11	4,454		
74	49	34	27	4	2	47	5	1	43	43		29	24	5	7,040		
1-40	1	24	12	10	2	24	4	4	22	21		3	12	10	2,700		
	2	15	7	8		15	7	1	15	13	1	8	8	7	4,571		
	3	13	8	4	1	1	11		12	12		8	8	4	2,250		
	4	13	8	4	1	1	10		12	11		7	3	8	3,625		
	5	28	15	12		1	28	1	1	27	27		12	15	6,900		
	6	31	18	12	1		30	3	1	30	29		13	14	6,250		
	7	5	2	3			5			5	5		3	2			
	8	1															
	9	1															
	10	11	7	3		1	10	1	1	10	10	2	6	2	5	5,500	
	11	23	10	12	1		21	5	1	22	22		19	13	8	4,812	
	12	30	16	13		1	30	2	2	29	28	4	17	12	11	5,154	
	13	24	15	9			24	2	2	24	24	2	18	8	11	4,954	
14	10	7	3			10	2	2	10	10		8	3	7	6,500		
15	11	5	6			11	3	3	11	11	1	10	6	3	7,666		
16	1																
17	3	2	1			3	1	1	3	3		4	1	2			
18	34	1	16	1		28	1	7	31	29	4	28	15	7	5,428		
19	37	21	14	2		32	2	1	34	34	2	20	11	21	6,428		
									35	35		26	12	10	8,200		

<sup>1</sup>For renter - occupied dwelling units and vacant nonseasonal not dilapidated units, for rent.  
<sup>2</sup>For owner - occupied dwelling units and vacant nonseasonal not dilapidated units, for sale only.



Table 3.—CHARACTERISTICS OF HOUSING FOR CENSUS TRACTS, BY BLOCKS: 1950—Con.

Census tract	Block	All dwelling units by occupancy and tenure					All dwelling units by condition and plumbing facilities			Occupied dwelling units			Contract monthly rent <sup>1</sup>		Value of one-dwelling-unit structures		
		Total	Owner occupied	Renter occupied	Vacant non-seasonal not dilapidated, for rent or sale	Other vacant and non-resident	Number reporting	No private bath or dilap.	No running water or dilap.	Total	Persons per room		Occupied by non-white	Number reporting	Average monthly rent (dollars)	Number reporting	Average value (dollars)
											Number reporting	1.51 or more					
J-42	19	20	16	4		20			20	20			4	49.50	16	8,618	
	20	20	14	6		20	1	1	20	20			6	62.50	13	7,738	
	21	4	2			4			4	4			1		1		
	25	7	6	1		7			7	7			1		5	5,300	
	26	7	5	1	1	7			6	6					4	6,875	
	27	1															
	28	1															
	29	3				3			3	3			1		1		
	30	17	12	5		17			17	17			4	65.00	11	11,545	
	31	23	21	1		23		1	22	22			1		21	11,428	
	32	22	18	3		22			21	21			3	55.33	17	11,617	
	33	34	30	3		34			33	33			2		29	13,068	
	34	13	12	1		13			13	13			1		12	11,833	
	35	22	18	1		22		3	19	19			1		16	14,375	
	37	2															
	38	12	12			12			12	12					12	11,666	
	39	12	12			12			12	12					12	12,791	
	40	8	8			8			8	8					8	13,000	
	41	5	5			5			5	5					5	12,100	
	42	69	59	8	1	68		3	67	66			3	80.00	60	10,425	
	43	25	23	2		24			25	25			1		23	9,195	
	44	9	5	3	1	9			8	8			3	47.33	5	9,600	
	45	7	6	1		7			7	7			1		6	9,416	
	49	27	24	3		27			27	27			2		23	8,847	
	50	17	11	5	1	16			16	15			5	83.00	10	10,800	
	51	7	5	2		7			7	7			2		5	9,300	
	53	6	6			6			6	6					5	12,900	
	54	11	10		1	10			10	10					11	13,454	
	55	12	11	1		12			12	12			1		10	13,000	
	56	11	11			11			11	11					10	16,000	
	57	15	10	4	1	15			14	14			5	42.40	10	10,850	
	58	16	12	4		16			16	16			4	35.75	10	10,600	
	59	9	8	1		9			9	9			1		7	14,785	
	60	5	4	1		5			5	5			1		4	18,500	
	61	5	4	1		5			4	4			1		4	12,000	
	66	12	9	3		12		2	12	12			1		4	6,822	
	67	62	51	8	1	61		2	59	59			2	43.25	47	8,829	
	69	6	4	2		6			6	6			2		2		
	70	9	8	1		9			9	9			1		8	9,525	
	71	9	9			9			9	9					9	11,111	
	73	4	3	1		4			4	4			1		3	8,733	
	74	12	9	3		12			12	12			3	63.33	3	10,500	
	75	12	2	1		12			11	11			3	50.00	8	9,625	
	76	13	13			13			13	13					12	8,125	
	77	2															
	78	5	5			5			5	5					4	11,750	
	80	12	9	3		12			12	12			3	52.66	4	12,142	
	81	4	3	1		4			4	4					3	10,500	
	82	2															
	83	2															
	85	15	14	1		15			15	15			1		13	11,769	
	86	32	23	9		31			32	32			1	47.44	20	7,650	
	87	18	11	4		18		3	15	15			1		7	11,000	
	88	1															
	89	8	6	2		8			8	8			2		4	11,375	
	90	2															
	95	3	3			3			3	3					3	10,166	
	102	7	4	3		7			7	7			3	44.00	4	7,875	
	104	2															
	105	8	6	2		8			8	8			2		5	10,000	
	106	16	12	4		16			16	16		1	4	44.00	12	7,633	
	107	8	5	1	1	8			6	6			1		5	7,340	
	108	14	11	3		14			14	14			3	27.66	10	8,300	
	109	12	3	3		12			12	12			3	45.66	9	8,111	
	110	9	8	1		9			9	9					7	8,142	
	111	13	10	3		13			13	13			3	31.66	8	7,812	
	112	11	11			11			11	11					10	10,100	
	113	6	5	1		6			6	6			1		4	9,750	
	114	1															
	124	2															
	125	4	3	1		4			4	4			1		1		
	126	13	10	2	1	12			12	12			3	48.00	8	12,312	
	127	11	10	1		11		1	11	11			1		10	8,300	
	128	5	5			5			5	5					4	7,750	
	129	1															
	130	9	8	1		9			9	9			1		7	6,857	
	131	11	9	2		11			11	11			1		8	10,500	
	132	8	5	3		8			8	8			3	47.00	4	7,750	
J-43	1	27	16	11		25			27	25		1	10	43.80	11	7,554	
	2	36	25	11		33			36	35			11	46.18	17	13,900	
	3	39	28	10	1	38			39	38			11	45.54	20	7,270	
	4	68	14	54		68			68	67			2	40.02	9	10,333	
	5	35	14	21		34		3	35	34			2	48.00	8	11,000	
	6	25	19	5	1	23			23	23			4	58.75	14	10,178	
	7	36	25	11		33			36	36			9	49.33	18	10,722	

<sup>1</sup>For renter - occupied dwelling units and vacant nonsessional not dilapidated units, for rent.  
<sup>2</sup>For owner - occupied dwelling units and vacant nonsessional not dilapidated units, for sale only.





Table 3.—CHARACTERISTICS OF HOUSING FOR CENSUS TRACTS, BY BLOCKS, 1950—Con.

Table with columns for Census tract, Block, All dwelling units by occupancy and tenure, All dwelling units by condition and plumbing facilities, Occupied dwelling units, Contract monthly rent, and Value of one-dwelling-unit structures.

1For renter - occupied dwelling units and vacant nonsessional not dilapidated units, for rent.
2For owner - occupied dwelling units and vacant nonsessional not dilapidated units, for sale only.



Table 3. - CHARACTERISTICS OF HOUSING FOR CENSUS TRACTS, BY BLOCKS: 1950 - Con.

Census tract	Block	All dwelling units by occupancy and tenure					All dwelling units by condition and plumbing facilities			Occupied dwelling units			Contract monthly rent <sup>1</sup>		Value <sup>2</sup> of one-dwelling-unit structures		
		Total	Owner occupied	Renter occupied	Vacant non-seasonal not dilap. for rent or sale	Other vacant and non-resident	Number reporting	No private bath or dilap.	No running water or dilap.	Total	Persons per room		Occupied by non-white	Number reporting	Average monthly rent (dollars)	Number reporting	Average value (dollars)
											Number reporting	1.51 or more					
K-48	15	45	21	24		45	4		45	45	3	7	22	38.63	17	7,058	
	16	30	8	21	1	30			29	29	1	10	21	33.80	8	6,000	
	17	10	5	5		10			10	10	2	10	5	20.20	5	5,600	
	18	15	5	10		15			15	15	2	13	9	31.11	4	6,000	
	19	13	7	5	1	13			12	12	1	11	6	36.83	6	7,666	
	20	18	6	12		18			18	18	1	18	12	31.91	6	6,333	
	21	11	3	8		11			11	11	1	11	8	40.50	3	5,000	
	22	19	6	13		19	12		19	19	2	18	12	31.83	5	5,400	
	23	39	18	21		39	2		39	39	5	28	18	33.33	15	6,800	
	24	44	18	26		44	2		44	44	2	26	24	28.87	14	5,642	
	25	42	14	28		42	3	3	42	42	4	16	28	37.82	5	8,400	
	26	13	3	9	1	13			12	12		4	10	36.80			
	27	65	23	36	5	62	1	1	59	59	1	11	40	38.10	12	6,916	
	28	59	23	33	2	59	1	1	56	56	4	18	34	39.73	8	6,312	
	K-49	1	23	11	12		22	3	3	23	23	1	21	12	43.16	7	2,928
		2	2														
3		46	29	15	1	43	8	6	44	44	4	37	16	40.31	18	2,111	
4		22	9	12	1	22	1	1	21	21	1	16	10	30.00	8	6,750	
5		9	5	3	1	9			8	8	1	6	4	46.25	4	6,125	
6		1															
7		46	28	15	3	40	2	1	43	41		29	14	37.71	16	3,243	
8		27	15	9	3	25	5	2	24	24	2	11	11	34.72	10	2,230	
9		3	1	2		3	2		3	3		1	2				
10		40	23	16		39	1	2	39	39	1	13	14	28.57	17	6,494	
11		57	17	37	3	57			54	53		39	36	38.41	11	7,045	
12		36	18	17	1	33			35	32		7	16	33.25	8	4,812	
13		28	14	12		25			26	26		16	11	46.18	10	4,440	
14		40	22	16	1	40	4		38	38		24	17	40.94	16	5,412	
15		17	12	4		17			16	15	1	1	3	25.66	10	5,250	
16		35	17	17	1	35	2	2	34	31	3	10	16	36.87	13	5,838	
17		66	20	43	1	63	6	5	63	61	2	22	43	37.11	11	5,590	
18		32	19	11	1	31	2	1	30	27	3	18	10	37.10	12	7,708	
19		38	18	19	1	38	1	1	37	37		13	20	36.25	11	6,300	
20		17	11	6		14	1	1	17	15	1	8	4	31.50	8	6,875	
21		44	21	21	2	44	2		42	42		9	19	34.63	13	5,276	
22		46	18	28		46	1	2	46	46	1	18	28	39.32	16	7,437	
23		77	30	47		74	2	1	77	73	4	33	46	40.00	25	6,840	
24		53	23	30		53	10	10	53	52	2	17	29	32.31	18	5,472	
25		44	19	24	1	44	5	3	43	42	1	14	24	37.25	10	5,450	
26		49	16	28	2	47	14	13	44	42	1	16	28	39.39	11	4,890	
27		27	11	16		27	14	13	27	27	1	5	16	32.25	8	7,125	
28		34	19	14		34	14	14	33	33	2	8	14	31.78	14	5,964	
29		20	8	11	1	20	9		19	19		3	12	28.83	4	5,250	
30		20	8	11	1	20	9		19	19		3	12	28.83	4	5,250	
31		75	21	47	5	73	27	25	68	68		8	52	34.30	15	4,700	
32		39	23	13	2	39		1	36	35		2	3	35.92	16	6,093	
33		42	23	18	1	42	5		41	39	2	2	4	35.18	20	6,490	
34	1																
35	23	9	14		22	1	1	23	23		3	14	28.21	8	5,075		
36	28	9	18		28			27	27		19	19	36.94	6	4,450		
37	66	23	40	1	62	11	5	63	62		9	39	38.53	11	7,436		
38	8	3	5		8	1	1	8	8		1	5	41.00	3	9,333		
39	34	11	22	1	34	4	2	33	33		5	23	33.91	8	6,187		
40	29	10	15	4	23	6	3	25	24		1	18	31.61	4	4,250		
41	41	20	19	2	41	3	3	39	39		5	21	33.90	14	5,035		
42	32	9	23		31	14	14	32	32		5	23	30.78	7	4,785		
43	11	8	3		11	5	5	11	11	1	2	3	26.66	8	4,750		
44	22	10	11	1	22	3	3	21	21		1	12	28.83	6	6,000		
K-50	1	50	19	27		45	9	9	46	46	1	4	21	41.52	10	5,950	
	2	94	21	65	3	80	23	14	86	84	2	7	65	36.12	9	6,511	
	3	53	11	37	1	50	16	14	48	48	4	2	36	35.13	7	4,785	
	4	75	15	55	4	73	24	24	70	69		9	50	31.66	7	5,071	
	5	58	13	44		55	27	15	57	54	3	17	42	34.19	5	6,400	
	6	4	3	1		4	2	2	4	4		4	1				
	7	35	9	26		34	15	15	35	35	2	4	26	28.42	7	5,114	
	8	60	10	49		59	23	22	59	58	1	5	46	28.00	4	7,150	
	9	31	12	18	1	31	11	9	30	30	3	6	16	30.18	7	6,571	
	10	43	16	26	1	43	9	5	42	42	2	4	24	40.00	11	6,045	
	11	44	17	27		42	6	6	44	42	2	3	25	29.36	11	5,681	
	12	46	20	23		44	9	6	44	42	3	9	21	29.28	13	6,423	
	13	14	4	10		14	4	4	14	14	1	1	10	15.90	1		
	14	56	9	35	6	45	9	7	44	44	1	9	40	37.92	4	6,500	
	15	37	8	27		35	5	5	35	35	1	1	26	30.53	3	5,500	
	16	36	20	11	4	32	6	3	31	30	2	14	14	38.64	13	5,076	
17	45	12	29	1	45	4	3	41	41	1	3	24	39.12	8	6,062		
18	9	4	5		9	1	1	9	9		1	5	37.80	4	4,750		
19	1																
20	1																
21	7	3	3		6	2	2	6	6		3	3	43.33	1			
22	40	6	28	5	38	15	14	34	34	5	4	3	33.24	4	5,125		
23	27	11	15		27	2	1	26	26	1	2	14	29.35	8	6,312		
24	21	9	10	2	19	3	3	19	19	1	7	11	47.61	6	6,500		
25	3	1	2		3			3	3		1	1					

<sup>1</sup>For renter - occupied dwelling units and vacant nonseasonal not dilapidated units, for rent.  
<sup>2</sup>For owner - occupied dwelling units and vacant nonseasonal not dilapidated units, for sale only.



Table 3.—CHARACTERISTICS OF HOUSING FOR CENSUS TRACTS, BY BLOCKS: 1950—Con.

Census tract	Block	All dwelling units by occupancy and tenure					All dwelling units by condition and plumbing facilities			Occupied dwelling units			Contract monthly rent <sup>1</sup>		Value <sup>2</sup> of one-dwelling-unit structures		
		Total	Owner occupied	Renter occupied	Vacant non-seasonal not dilap. for rent or sale	Other vacant and non-resident	Number reporting	No private bath or dilap.	No running water or dilap.	Total	Persons per room	Occupied by non-white	Number reporting	Average monthly rent (dollars)	Number reporting	Average value (dollars)	
K-52	48	32	1	29		2	31	27	27	30	30		28	34.75			
	49	59	1	52		6	59	35	35	53	53		51	32.41			
	50	14		13		1	13	13	13	13	13	1	12	32.08			
	51	8	2	4		2	8	3	3	6	6		3	31.00			
	52	88	8	73	6	1	78	53	24	81	81	3	77	30.57	1	21.1	
	53	13	3	8		2	13	10	10	11	11		8	34.50			
	54	30	2	28		1	28	8	6	30	28	1	26	34.61			
	55	37	4	25		7	35	21	19	29	29	2	24	27.79			
	56	6	1	4	1		6	4	3	5	5		4	48.50			
	57	50	1	42	3	4	47	42	31	43	43	4	44	32.13			
	58	5		5			5			5	5		4	39.75			
	59	20	1	17		2	18	8	8	18	18		14	40.92			
	60	6		5		1	6	5	5	6	6		4	30.25			
	61	44		39		5	44	44	44	39	39	1	37	35.24			
	62	1															
	L-53	1	56	2	52	2	54	10	6	54	51	2	49	47.38			
		2	46	5	39	1	37	1	1	44	40	2	38	47.15			
		3	51		49	2	48	6	2	49	47	2	50	44.52			
4		4		4		4			4	3	1						
5		30		30		29			30	28		30	38.46				
6		5		5		5			5	5		4	43.75				
7		11	1	10		10	6		11	11		9	33.66				
8		16	1	14		14			15	14		13	41.76				
9		18	1	17		15	12	12	18	15		14	31.71				
10		30	2	27	1	30	28	28	29	29		27	30.14	1			
11		24	1	22	1	24	2	2	23	23		21	36.38				
12		17		17		15	9		17	13		13	49.92				
13		8		7	1	8	7	3	7	7		7	33.7				
14		12		12		12	10		12	12		11	35.00				
15		41	1	39		33	31	31	40	40	1	38	28.89				
16		1				1											
17		27		24	3	21	8	8	8	24	23		24	51.58			
18		9		8		8			8	8		8	38.25				
19		1				1											
20		2															
21		5		5		5	1	1	5	5		4	46.25				
22		4		3		4			4	4		3	80.00				
23		5		5		6	6	6	6	5		5	43.20				
24		7		6		7	7	7	7	7	1	6	55.24				
25		11		11		11	7	7	11	11		11	42.09				
26		3		3		3	3	3	3	3	1	2					
27		3		2		3	3	3	3	3		2					
28		1		1		1	1	1	1	1		1					
29	3		3		3	3	3	3	3		2						
30	3		3		3	3	3	3	3		2						
31	12		10	2	12			10	10	1	11	40.54					
32	1				1			1	1		1						
33	12		12		12			12	12		9	60.11					
34	21		20	1	21			20	20	8	20	58.55					
35	4		4		4			4	4	1	4	57.50					
36	7		7	3	10	4	4	7	7		9	40.00					
37	4		4		4	3	3	4	4		3	39.00					
38	2		2		2	2	2	2	3	1	3	26.66					
39	4		4		4	3	3	4	3		3						
40	1		1		1	1	1	1	3	1	3	38.33					
41	6		4		6	2	2	6	3		3						
42	1				1			1	2		2						
43	22		22		22	11	3	22	22		20	35.35					
L-54	1	10	1	9		10	5		10	10		9	29.22				
	2	20		14	6	20	17		14	14	5	20	50.45				
	3	13	2	10	1	10	10		9	9	1	9	31.66				
	4	1				1											
	5	12		10		12	12	9	10	10	3	1					
	6	1				1			1	1							
	7	16		12		16	15		14	13		12	19.58				
	8	1				1			1	1							
	9	7		7		7	1	1	7	7		7	19.00				
	10	5	1	4		5	4	4	5	5		4	8.75				
	11	1				1			1	1		7	19.57				
	12	7		5	2	7	3	3	7	7	1	6	12.66				
13	1				1			1	1		1						
14	10		9		10	6	6	10	10	1	8	18.37					
15	24		16		24	18	8	23	17	2	15	22.26					
16	3		1		3	1	1	3	1		1						

<sup>1</sup>For renter-occupied dwelling units and vacant nonseasonal not dilapidated units, for rent.  
<sup>2</sup>For owner-occupied dwelling units and vacant nonseasonal not dilapidated units, for sale only.

HOUSING—BLOCK STATISTICS

Table 3.—CHARACTERISTICS OF HOUSING FOR CENSUS TRACTS, BY BLOCKS: 1950—Con.

Census tract	Block	All dwelling units by occupancy and tenure					All dwelling units by condition and plumbing facilities			Occupied dwelling units			Contract monthly rent <sup>1</sup>		Value <sup>2</sup> of one-dwelling-unit structures		
		Total	Owner occupied	Renter occupied	Vacant non-seasonal not dilap., for rent or sale	Other vacant and non-resident	Number reporting	No private bath or dilap.	No running water or dilap.	Total	Persons per room		Number reporting	Average monthly rent (dollars)	Number reporting	Average value (dollars)	
											Number reporting	1.51 or more					Occupied by non-white
L-54	55	13	2	8		3	10	10	4	10	10	2	9	6	61.66		
	57	4	1	3		1	3	1	1	3	3	1	3	2	51.66		
	58	4		3		1	3		2	3			2				
	59	4		3		1	3		2	3			2				
	60	1	1	2			3		1	3			2				
	64	1		1			1			1							
	70	1		1			1			1							
	72	1		1			1			1							
	M-55	1	8	1	7		6				8	6					
		M-56	4	1													
6			1														
14			5				5				5	5					
15			1														
21			1														
26			1														
28			1														
29			1														
30			6	4	50	13		6	6		54	54		1	60	45.68	1
34	15			15			15			15	15			13	73.30		
M-57	35	6	2	4	5		6	11	5	6	6	1	2	4	37.75	1	
	36	5		1			5			6	6	1	2	4	41.84	1	
	38	1		1			1			6	6	1	2	4	41.84	1	
	39	2		2			2			6	6	1	2	4	53.33		
	40	3		3			3			6	6	1	2	4	51.55		
	41	5		5			5			6	6	1	2	4	92.80		
	42	5		5			5			6	6	1	2	4	42.40		
	43	14	2	4	1	4		13	13	4	9	1	1	4	39.21		
	44	6	2	5	10	1		14	10	3	9	1	1	6	33.33		
	45	3	1	2				3		3	3	1	1	1	40.53		
	46	3	2	2				3		3	3	1	1	1			
	47	2		2				2		3	3	2		3	35.48		
	48	1		1				1		4	4			4	42.53		
	49	1		1				1		9	9			9	56.00		
	50	2		2				2		1	1			1	59.26	2	
	51	4		4				4		2	2			2	70.50	2	
	52	4		4				4		1	1			1	48.30		
	53	9		9	3	1		8	3	4	4	1	3	8	41.33		
	54	2		2				2		2	2			2	46.60		
	55	2		2				2		5	5		1	1	44.37	2	
56	2		2				2		2	2			2	69.29	1		
57	2		2				2		2	2			2				
58	2		2				2		2	2			2				
59	2		2				2		2	2			2				
60	2		2				2		2	2			2				
61	2		2				2		2	2			2				
62	2		2				2		2	2			2				
63	2		2				2		2	2			2				
64	2		2				2		2	2			2				
65	2		2				2		2	2			2				
66	2		2				2		2	2			2				
67	2		2				2		2	2			2				
68	2		2				2		2	2			2				
69	2		2				2		2	2			2				
70	2		2				2		2	2			2				
71	2		2				2		2	2			2				
72	1		1				1		2	2			2				
73	1		1				1		2	2			2				
74	1		1				1		2	2			2				
75	1		1				1		2	2			2				
76	1		1				1		2	2			2				
77	1		1				1		2	2			2				
78	1		1				1		2	2			2				
79	1		1				1		2	2			2				
80	1		1				1		2	2			2				
81	1		1				1		2	2			2				
82	1		1				1		2	2			2				
83	1		1				1		2	2			2				
84	1		1				1		2	2			2				
85	1		1				1		2	2			2				
86	1		1				1		2	2			2				
87	1		1				1		2	2			2				
88	1		1				1		2	2			2				
89	1		1				1		2	2			2				
90	1		1				1		2	2			2				
91	1		1				1		2	2			2				
92	1		1				1		2	2			2				
93	1		1				1		2	2			2				
94	1		1				1		2	2			2				
95	1		1				1		2	2			2				
96	1		1				1		2	2			2				
97	1		1				1		2	2			2				
98	1		1				1		2	2			2				
99	1		1				1		2	2			2				
100	1		1				1		2	2			2				

<sup>1</sup>For renter-occupied dwelling units and vacant nonseasonal not dilapidated units, for rent.  
<sup>2</sup>For owner-occupied dwelling units and vacant nonseasonal not dilapidated units, for sale only.

Table 3.—CHARACTERISTICS OF HOUSING FOR CENSUS TRACTS, BY BLOCKS: 1950—Con.

Census tract	Block	All dwelling units by occupancy and tenure					All dwelling units by condition and plumbing facilities			Occupied dwelling units			Contract monthly rent <sup>1</sup>		Value <sup>2</sup> of one-dwelling-unit structures		
		Total	Owner occupied	Renter occupied	Vacant non-seasonal not dilap., for rent or sale	Other vacant and non-resident	Number reporting	No private bath or dilap.	No running water or dilap.	Total	Persons per room		Occupied by non-white	Number reporting	Average monthly rent (dollars)	Number reporting	Average value (dollars)
											Number reporting	1.51 or more					
M-57	32	17	1	12	4	17			13	13			16	43.62			
	33	47	3	41	3	45	31		44	43	2		41	32.70	1		
	34	36	4	32		34	16		36	36		1	32	37.59			
	35	58	2	55	1	57	56		57	57	2		56	27.92	1		
	36	21	1	19		21	20		20	20	1		19	30.47	1		
	37	30		30		30	11	10	30	30			30	34.06			
M-58	1	19	11	8	1	19	3		19	19			8	44.50	8	10,750	
	2	43	11	30	1	43	1		41	40			31	33.32	5	10,200	
	3	17	5	8	1	17			16	16			8	41.50	5	7,200	
	4	9	8	4		9			9	9			4	53.75	2		
	5	15	4	11	1	16	2		15	15			12	28.66	1		
	6	11	5	5	1	11			10	10			6	35.00	4	10,250	
	8	20	20	20	1	20	17		20	20	1		20	10.25	1		
	12	7	3	4		7	1		7	7	3		2		1		
	13	3	2	1		3			3	2			1		1		
	15	4		4		4			4	4	1		3	31.66			
	16	11	6	5		11			11	10		1	5	33.80	5	10,000	
	17	12	2	9		12	5	5	11	11	1		9	25.00	2		
	18	18	7	11		18			18	17			11	36.81	5	9,000	
	19	22				22			22	22			20	45.50	2		
	20	27	6	20		27	3	1	26	24			24	43.04	3	6,333	
	21	35	10	25		35	3		34	34			24	40.84	5	10,400	
	22	63	3	50	1	63	8	8	60	60	1		51	30.72	3	8,125	
	23	38	9	29	2	38	12	12	38	38			29	23.75	4		
	24	11	6	3	2	11	4	8	9	9			4	23.75	2		
	25	28	4	23	1	28	8	8	27	27	1		24	36.83	1		
	26	6	3	3	2	6	5	1	4	4			3	41.33	1		
	27	5	1	2		5	1	1	5	5			2		1		
	28	1				1			1	1			1		1		
	29	2				2			2	2			2				
	30	4	4	3		4	2	1	4	4			2				
	31	14	6	8		14	5	2	14	14		1	8	41.37	4	7,250	
	34	10	3	6		10	2	2	9	8			5	40.80	1		
	35	1				1			1	1			1		1		
	37	26	8	16	2	26	3	3	24	24	1		16	34.50	6	10,833	
	38	7		7		7			7	6	1		5	20.80			
	39	21	2	18		21	2	2	20	20			18	39.27			
	40	32	10	21	1	32	6	6	31	31			18	34.05	5	10,160	
	41	17	6	11		17	9	9	17	17	1		11	30.00	5	8,000	
	42	30	4	25	1	30	9	9	29	29			26	37.30	2		
	43	17	5	11	1	17	1		16	16		1	11	38.30	1		
	44	44	6	38	6	44	2	2	42	42	3		32	33.40	3		
	45	27	3	23	1	27	19	1	26	26			20	37.63	1		
	46	4	2	2	1	4	1	1	4	4			3	45.60	1		
	47	15		10	1	15	1	1	14	14			8	38.87	1		
	48	9	2	6	1	9	1		8	8			6	31.66	1		
	49	2				2			2	2			1				
	50	1				1			1	1			1				
	51	1				1			1	1			1				
	52	2				2			2	2			2				
M-59	1	53	2	50	1	53	1		52	52			48	67.56			
	2	105	3	99	3	102	15		102	102	2		96	50.33			
	3	42	3	36		42	6	2	42	42	1		35	47.51	4	11,500	
	4	3	1	2	1	3	1		3	3			3		1		
	5	3	1	2		3			3	3			3	49.96	1		
	6	54	1	49	1	54	9		52	52		4	100.67				
	7	60	8	52	1	60	5		59	59			49	58.14	3	13,000	
	8	55	3	52		55	4	1	55	55		1	55.59	3			
	9	62	3	59	1	62	5	1	61	61			58	61.36	1		
	10	42	6	36		42	4	3	41	41			34	46.41	1		
	11	15	3	12		15			15	15			12	63.75	2		
	12	24	3	14	4	24			20	20			18	54.44	2		
	13	6	5	1		6	5		6	6			5		3	26,000	
	14	11	4	6	1	11	7		10	10			5	72.80	3	28,000	
	15	7	5	2		7			7	7			2		4	17,500	
	16	11	6	5		11			11	11			5	85.00	5	20,600	
	17	15	5	10		15			15	15			5	54.00	2	14,000	
	18	18	1	13		18			18	18			1	61.36	5	18,400	
	19	1	1	7	1	9			8	8			7	52.50	7	11,857	
	20	30	10	20		30			30	30			20				
	21	8	5	3		8			8	8			3	45.00	3	11,666	
	22	40	5	33	2	40	12		38	38			34	39.55			
	23	34	6	27	1	32	2		33	33			24	39.45			
	24	22	5	17		22			22	22			17	44.17			
	25	60	7	46	7	55	1	1	53	53			48	57.02			
	26	33	5	28		33			33	33			27	45.10			
	27	35	5	30	1	35		1	34	34			26	49.00		19,333	
	28	31	5	26		31			30	30			23	40.12		9,000	
	29	55	7	47	1	55	9	1	54	54			47	50.08			
	30	26	1	24	1	26	5		25	25			24	40.83			
	31	60	2	56	2	59	1		58	58			55	43.98			
	32	29		29		29			29	29			29	78.89			

<sup>1</sup>For renter - occupied dwelling units and vacant nonseasonal not dilapidated units, for rent.  
<sup>2</sup>For owner - occupied dwelling units and vacant nonseasonal not dilapidated units, for sale only.

## HOUSING—BLOCK STATISTICS

Table 3.—CHARACTERISTICS OF HOUSING FOR CENSUS TRACTS, BY BLOCKS: 1950—Con.

Census tract	Block	All dwelling units by occupancy and tenure					All dwelling units by condition and plumbing facilities			Occupied dwelling units			Contract monthly rent <sup>1</sup>		Value <sup>2</sup> of one-dwelling-unit structures	
		Total	Owner occupied	Renter occupied	Vacant non-seasonal not dilap., for rent or sale	Other vacant and non-resident	Number reporting	No private bath or dilap.	No running water or dilap.	Total	Persons per room		Number reporting	Average monthly rent (dollars)	Number reporting	Average value (dollars)
											Number reporting	1.51 or more				
M-59	33	40		37	2	1	38		37	36		38	5 48.4			
	34	67	6	57	4		65	10	63	61	2	55	4 32.9			
	35	2														
	36	52	7	40	4	1	50	11	47	45		37	38.59	1		
	37	54	6	43	3	2	53	3	49	49		41	39.17	3	11 000	
	38	101	3	86	11	1	94	6	89	89	1	91	43.08			
	39	55	3	48	4		54	2	51	51		48	52.66	2		
	40	36	8	27	1		33		35	33	1	27	51.44	2		
	41	12	4	8			12		12	12		7	42.14	3	12 000	
	42	26	9	17			25		26	26		16	38.75	6	7 250	
	M-60	1	30	3	24	1	2	30		27	27		25	86.72	2	
		2	9	3	6			9		9	9		6	75.50	2	
3		37	2	33	1	1	37		35	35		33	55.42			
4		13	12	1			13		13	13		1		11	13 363	
5		17	7	10			17		17	17		10	60.50	4	12 250	
6		18	7	11			18		18	18		11	61.90	6	14 500	
7		4	3	1			4		4	4		1		2		
8		12	7	4		1	12		11	11		4	80.75	6	16 833	
9		7	6			1	7		6	6		6		6	30 333	
12		9	8	1			9		9	9		1		8	10 500	
13		7	5		1	1	7		5	5				6	33 250	
14		3	3				3		3	3				3	30 000	
15		2														
16		11	7	4			10		11	11		4	76.25	5	23 000	
17		23	7	16			23		23	23		16	74.00	4	20 250	
18		19	10	7	2		19		17	17		8	56.87	8	15 687	
19		27	6	21			27		27	27		21	50.38	5	12 700	
20		12	3	9			12	1	12	12		9	57.00	1		
21		16	2	12	1		16		14	14	1	13	99.84	1		
22		128	5	83	24	16	126	2	88	86		106	18.29	3	15 666	
23		43	6	31	4	2	42	3	37	36		35	72.37	1		
24		29	4	24	1		29	1	28	28		26	47.50			
25		32	4	26	1	1	32	1	30	30		26	43.69			
26		13	2	11			13		13	13		11	53.45			
27		7	1	5		1	7		6	6		5	50.60			
28		21	11	10			18	1	21	18		9	40.00	5	15 200	
29		29	10	19			29		29	29		19	45.21	3	12 000	
30		18	6	12			18		18	18		12	94.00	3	15 166	
31		17	7	10			17		17	17		8	65.25	5	18 100	
32		34	7	26	1		34		33	33		25	53.92	2		
33		4	3	1			4		4	4		1		2		
34		1														
37		4	3	1			4		4	4		1		2		
38		4	4				4		4	4						
39		19	15	3		1	19		18	18		2		14	21 750	
40		17	16	1			17		17	17		1		14	13 642	
41		11	7	3		1	11		10	10		3	68.33	6	13 533	
42		40	23	17			39		40	39		17	57.41	18	11 388	
43		14	13		1		14		13	13				14	14 500	
44		14	11	3			14		14	14		3	75.00	1	14 318	
45		1														
48		2														
49		6	5	1			6		6	6		1		5	12 600	
50		6	5	1			6		6	6		1		4	15 500	
51		5	5				5		5	5				4	15 750	
53	4	2	2			4		4	4		2		1			
54	8	7	1			8		8	8		1		7	23 214		
55	2															
56	13	7	6			13		13	13		6	72.50	5	18 100		
57	7	4	2	1		7		6	6		3	70.00	3	22 666		
59	19	4	12	2	1	19	1	16	16		13	87.84	2			
60	15	6	8			14	1	14	14	1	7	46.57	4	19 625		
61	14	6	7		1	14		13	13		7	65.57	4	16 500		
62	1															
63	3	2		1		3		2	2		1		1			
64	22	1	21			22		22	22		21	56.47				
65	50	5	40	5		49	2	45	45		42	51.19				
66	21	1	20			20		21	20		19	51.00	1			
67	61	2	56	2	1	60	14	58	58	1	57	46.15				
68	23	4	16	3		23	2	20	20		17	50.58	2			
69	18	2	16			16		18	16		15	79.06				
70	18	1	17			18		18	18		16	73.75	1			
71	54	6	43	3	2	51		49	48		43	79.44	4	21 750		
72	33	3	29	1	2	31		32	32	1	30	46.90	4			
74	25	5	20			24		25	25		20	51.15	3	20 000		
75	30	3	24	3		26	1	27	23		24	50.66	1			
76	4	2	2			4		4	4				1			
77	14	3	11			13		14	14		11	58.72	2			
79	2															
80	6	4	2			2		6	2					2		
81	16	13	3			15		16	16		3	64.33	11	10 090		
82	18	3	15			18	1	18	18		14	36.14	2			
83	12	4	8			12		12	12		7	68.28	2			
84	1															
85	23	2	21			23		23	23		20	63.10				

<sup>1</sup>For renter - occupied dwelling units and vacant nonseasonal not dilapidated units, for rent.<sup>2</sup>For owner - occupied dwelling units and vacant nonseasonal not dilapidated units, for sale only.



Table 3.—CHARACTERISTICS OF HOUSING FOR CENSUS TRACTS, BY BLOCKS: 1950—Con.

Census tract	Block	All dwelling units by occupancy and tenure					All dwelling units by condition and plumbing facilities			Occupied dwelling units			Contract monthly rent <sup>1</sup>		Value <sup>2</sup> of one-dwelling-unit structures	
		Total	Owner occupied	Renter occupied	Vacant non-seasonal not dilap., for rent or sale	Other vacant and non-resident	Number reporting	No private bath or dilap.	No running water or dilap.	Total	Persons per room		Number reporting	Average monthly rent (dollars)	Number reporting	Average value (dollars)
											Number reporting	1.51 or more				
M-60	86	17	7	10					17	1.7		10	70.00	3	11,166	
	87	39	8	31					39	3.9		31	56.16	1	12,700	
	88	18	12	6					18	1.7	1	5	48.20	8	12,375	
	89	15	4	11				1	15	1.5		11	51.90	2		
	90	24	3	20	1				23	2.1		16	58.37			
	91	11	4	7					11	1.1		5	65.00			
	92	5	1	3	1				4	0.3		3	58.33			
	93	29	2	26		1		2	28	2.8		24	46.45			
M-61	1	18	12	4	2				18	1.5		6	65.83	12	11,208	
	2	5	5						5	0.5		5		5	12,700	
	3	3	3						3	0.3		3		3	16,333	
	4	4	3	1					4	0.4		1		2		
	5	1							1							
	7	6	4	1	1				4	0.5		1		5	13,100	
	8	14	11	3					14	1.4		3	64.33	10	10,800	
	9	18	11	7					18	1.7		5	46.40	10	12,500	
	10	19	4	14	1				19	1.8		15	38.66	2		
	11	15	8	7					15	1.5		7	59.28	4	12,500	
	13	25	5	20					24	2.4		18	47.77	4	10,825	
	14	34	3	31				2	33	3.3		29	47.79			
	15	14	1	11	1	1		4	12	1.2	2	11	42.09			
	16	2														
	19	14	1	12	1				13	1.3		12	47.50			
	20	3		2	1			1	2	0.2		3	42.66			
	21	22	5	17					22	2.2		17	55.35	3	12,933	
	22	16	5	11	2				16	1.6		10	77.60	1		
	23	7	5	2					7	0.7		2		4	21,750	
	24	6	1	5					6	0.6		5	61.60	1		
	25	1														
	26	9	9						9	0.9		9		7	15,222	
	27	7	7						7	0.7		7		9	12,714	
	29	1														
	30	4	4						4	0.4		4		4	13,375	
	31	12	8	4					12	1.2		4	72.00	5	15,800	
	32	8	3	4	1			1	7	0.7		5	65.40	1		
	33	5	4	1					4	0.4		1		2		
	34	17	10	7					14	1.5		6	49.50	9	15,444	
	35	4	2	2					4	0.4		1				
	36	10	5	4	1				9	0.9		5	37.20	2		
	37	12	6	6					12	1.2		6	37.00	5	7,700	
	38	6	6						6	0.6		5	51.80			
	39	1														
	40	10		9	1				9	0.9		10	49.30			
	41	15	3	8	4			1	11	1.1		11	46.09	2		
	42	48	4	42	1	1		12	46	4.4	1	41	35.70	2		
	43	12	7	4	1				11	1.1		4	60.00	6	12,883	
	44	10	6	4				4	9	0.9	1	3	39.33	4	21,000	
	45	12	8	3	1				11	1.1		4	50.75	8	13,125	
	46	10	5	5					10	1.0		5	69.40	4	28,750	
	47	3	2	1					3	0.3		1		1		
	49	6	5	1					6	0.6		1		5	15,400	
	50	8	3	5					8	0.8	1	5	76.00	2		
	51	7	2	4	1				6	0.6		5	47.80			
	52	20	4	14	2				18	1.8		15	45.26	1		
	53	19	7	11	1				18	1.8		12	37.66	2		
	54	20	7	13				1	20	2.0	1	12	44.25	4	4,250	
	56	5		5					5	0.5		5	49.20			
	58	14	3	11				1	14	1.4	1	11	39.72			
	59	21	4	17				1	21	2.1		15	46.73	3	10,833	
	60	18	6	11	1				17	1.7		11	36.45	3	6,500	
	61	7	6	1					7	0.7		1		2		
	62	14	5	9					14	1.4		8	58.00	2		
	63	45	21	23	1				44	4.3		22	50.54	13	15,692	
	67	9	3	4	1	1			9	0.9		4	45.00	2		
	68	6	4	2		1			6	0.6	1	2		2		
	69	35	7	26	2				33	3.3	1	27	39.44			
	70	10	5	5					10	1.0		5	40.80			
	71	17	4	13					17	1.7		13	37.61	3	10,666	
	72	26	5	20	1			5	25	2.5		21	36.85	1		
	74	7	1	3	2	1		1	4	0.4	1	5	41.40			
	77	1														
M-62	2	5	4	1				5	5	5	2					
N-63	1	5		5				5	5	5		5	138.00			
N-64	1	6		6				5	6	6		2				
N-65	3	2														

<sup>1</sup>For renter-occupied dwelling units and vacant nonseasonal not dilapidated units, for rent.  
<sup>2</sup>For owner-occupied dwelling units and vacant nonseasonal not dilapidated units, for sale only.





## HOUSING—BLOCK STATISTICS

Table 3.—CHARACTERISTICS OF HOUSING FOR CENSUS TRACTS, BY BLOCKS: 1950—Con.

Census tract	Block	All dwelling units by occupancy and tenure					All dwelling units by condition and plumbing facilities			Occupied dwelling units			Contract monthly rent <sup>1</sup>		Value <sup>2</sup> of one-dwelling-unit structures	
		Total	Owner occupied	Renter occupied	Vacant non-seasonal not dilap., for rent or sale	Other vacant and non-resident	Number reporting	No private bath or dilap.	No running water or dilap.	Total	Persons per room		Number reporting	Average monthly rent (dollars)	Number reporting	Average value (dollars)
											Number reporting	1.51 or more				
0-69	1	10	6	4					10	10		4	121.25	5	14,300	
	2	10	10						10	10				10	18,850	
	3	6	6						6	6				6	17,566	
	4	6	6						6	6				6	18,500	
	5	8	8						7	7				7	15,428	
	6	10	10						10	10				10	17,900	
	7	8	7	1					8	8		1		6	22,916	
	8	9	9						9	9				9	16,566	
	9	5	5						5	5				5	20,000	
	10	12	8	3					11	11		3	101.66	8	17,750	
	11	9	8	1					9	8		1		7	25,785	
	12	9	5	1					8	6		1		5	16,000	
	13	8	7	1					8	6		1		7	19,428	
	14	9	7	2					9	9		2		7	15,571	
	15	13	12	1					13	13		1		12	18,375	
	16	18	17	1					18	17		1		17	21,352	
	17	24	21	2	1				24	23		2		19	19,522	
	18	15	15						15	15				14	20,457	
	19	18	18						17	17				15	18,366	
	20	40	32	6	1	1			39	38		6	110.00	28	19,482	
	22	3	3						3	3				3	24,333	
	23	21	19	2					21	21		2		19	18,447	
	24	13	13						13	12				12	16,558	
	25	9	8	1					9	8				8	16,937	
	26	9	8						9	8		1		3	18,000	
	27	11	11	1					11	11				11	17,727	
	28	6	5	1					6	6		1		5	19,900	
	29	9	8	1					9	9				7	19,714	
	30	11	9	1					11	10		1		9	21,277	
	31	10	10						10	10				9	20,055	
	32	9	9						9	9				9	17,944	
	33	11	10	1					11	11		1		10	19,100	
	34	14	14						14	14				13	18,846	
	35	9	7	1	1				9	7		1		7	19,428	
	36	12	11	1					12	12		1		11	19,000	
	37	7	6	1					7	7		1		6	20,166	
	38	9	9						9	9				9	18,333	
	39	27	25	2					27	27		2		25	18,020	
	40	13	11	2					13	12				8	24,875	
	41	10	9	1					10	9		1		9	20,333	
	42	6	6						6	6				5	29,600	
	43	68	57	8	1	2			67	61		4	127.50	52	16,778	
	44	1							1	1				1	16,778	
	48	12	12						12	12		2		7	26,214	
	50	15	12	2					14	13		2		10	16,200	
	51	11	10	1					11	10		1		8	16,888	
	52	8	8						8	8				8	15,562	
	53	10	9	1					10	10		1		9	20,388	
	54	14	14						14	14				13	15,230	
	55	8	5	3					8	8		3	93.33	5	18,800	
	56	10	8	2					10	10		2		8	18,000	
	57	6	6						6	6				6	22,833	
	58	5	5						5	5				5	27,500	
	59	3	3						3	3				3	22,333	
	60	3	3						3	3				3	24,166	
	61	10	10						10	10				10	21,500	
	62	8	8						8	8				7	27,500	
	63	6	6						6	6				5	25,900	
	64	7	6	1					7	6		1		5	15,100	
	65	4	4						4	4				4	17,500	
	66	3	3						3	3				3	17,833	
	67	6	6						6	6				6	40,833	
	68	5	5						5	5				5	37,500	
	69	9	9						9	9				7	19,714	
	70	11	11						11	11				11	21,272	
	71	11	10	1					11	11				9	17,944	
	72	11	11						12	12		1		5	18,200	
	73	34	18	14	2				34	31		14	67.35	16	14,687	
	74	56	16	38	2				54	52		39	61.94	12	25,900	
	75	14	14						14	13		1		13	10,961	
	76	10	8	1					9	9		1		8	13,500	
	78	2	2						2	2				2	19,785	
	83	10	10						10	10				7	17,500	
	84	10	10						10	10				9	17,500	
	85	5	5						5	5				5	27,300	
	86	7	6	1					7	6				6	21,750	
	87	8	7	1					8	6				6	18,833	
	88	6	6						6	6				6	19,283	
	89	7	6	1					7	6				6	14,583	
	91	3	1	1	1				2	2		2		6	14,583	
	92	36	9	24	3				36	32		26	60.34	5	10,700	
	93	16	16						16	16				16	11,093	
	94	22	18	4					22	22		4	73.75	17	11,205	
	95	8	7	1					8	8		1		7	21,000	
0-70	1	3	2	1					3	3		1		2		

<sup>1</sup>For renter - occupied dwelling units and vacant nonseasonal not dilapidated units, for rent.<sup>2</sup>For owner - occupied dwelling units and vacant nonseasonal not dilapidated units, for sale only.

Table 3.—CHARACTERISTICS OF HOUSING FOR CENSUS TRACTS, BY BLOCKS: 1950—Con.

Census tract	Block	All dwelling units by occupancy and tenure					All dwelling units by condition and plumbing facilities			Occupied dwelling units			Contract monthly rent <sup>1</sup>		Value <sup>2</sup> of one-dwelling-unit structures		
		Total	Owner occupied	Renter occupied	Vacant non-seasonal not dilap., for rent or sale	Other vacant and non-resident	Number reporting	No private bath or dilap.	No running water or dilap.	Total	Persons per room		Occupied by non-white	Number reporting	Average monthly rent (dollars)	Number reporting	Average value (dollars)
											Number reporting	1.51 or more					
0-70	2	4	4			4			4	4					4	30,750	
	3	7	6	1		7			7	7			1		6	22,166	
	4	2															
	5	2															
	6	20	18	1	1	20			19	18			1		18	23,444	
	7	5	4	1		5			5	5			1		4	16,250	
	8	4	2	2		4			4	4			2		1		
	9	4	3			4			3	2					2		
	10	2															
	11	5	5			5			5	5					5	27,000	
	12	2															
	13	7	4	2	1	7			6	6			2		5	15,400	
	14	13	12	1		13			13	13			1		12	11,550	
	15	17	15	1	1	17			16	15					16	9,681	
	16	4	4			4			4	4					4	12,250	
	17	6	6			6			6	6					6	13,416	
	19	27	24	2	1	27			26	26			2		25	11,212	
	20	20	17	3		20			20	19			3	100.00	17	11,223	
	21	22	21	1		22			22	22			1		21	11,904	
	22	21	19	1		21			20	20			1		19	11,778	
	23	30	27		1	30	2		27	26			3		27	12,925	
	24	29	24	4	1	29			28	28			1	110.00	24	13,154	
	25	27	26	1		27			27	27			1		21	12,885	
	26	1															
	27	9	8	1		9			9	9			1		8	10,812	
	28	27	22	3	1	27			25	25			2		22	12,022	
	29	8	7	1		8			8	7			1		7	13,333	
	30	10	7	3		10			10	8			3	103.33	6	12,571	
	31	1															
	32	4	4			4			4	4					4	34,500	
	33	5	4	1		5			5	5			1		4	17,750	
	35	4		1		4			1	1			3				
	36	8	7	2	1	8			7	7			3	52.66			
	37	13	10	2	1	13			12	12	1		3	70.85	7	11,142	
	38	13	9	4		13	1	1	13	13			3	98.33	6	7,333	
	39																
	40	5	4			5			4	4					4	12,350	
	41	7	7			7			7	7					7	27,571	
	42	3	2	1		3			3	3			1		1		
	43	3	3			3			3	3					2		
	44	3	2			3			2	2					2		
	45	24	22	2		24			24	24			2		22	8,331	
	46	16	13	2		16			15	15	1		2		13	7,546	
	47	3	2			3	1	1	2	2					2		
	48	7	7			7			7	7					7	10,057	
	49	20	18	2		20			20	20			2		18	11,022	
	50	15	14	1		14			15	14			2		12	8,441	
	52	22	20	2		22			22	22			2		19	13,473	
	53	16	10	3	2	16			13	13			3	97.66	12	11,666	
	54	47	39	5	2	45			44	42			2		38	11,715	
	55	22	18	2		22			20	20			2		15	13,520	
	57	20	19	1		19			20	20			1		19	10,068	
	58	19	15	3		19			18	18			3	70.00	15	10,900	
	59	10	9	1		10			10	10			1		9	11,277	
	60	11	10			11			10	9	1				10	10,110	
	61	1															
	62	9	9			9			9	9					9	9,866	
	63	2															
	64	1															
	65	2															
	66	1															
	67	3	2	1		3	2	2	3	3			1				
	68	8	4	2		8			6	6			2		4	6,875	
	69	6	4	2		6			6	6			2		3	7,333	
	70	7	4	3		7			7	7			3		2		
	71	14	5	8	1	14			13	13			9	30.66	5	9,400	
	73	12	4	7		12	2	1	11	11			7	47.77	2		
	74	27	5	22		25			27	27			2	45.71	4	9,125	
	75	9	6	2		9			8	8			2	66.18	5	7,200	
	76	3	3			3			3	3			2		3	10,833	
	77	11	3	7	1	11			10	10			8	48.62	1		
	78	28	4	24		28			28	28			24	58.37	4	9,150	
	79	13	10	2	1	13			12	12			3	71.66	9	10,888	
	80	13	12	1		13			13	13			1		11	9,545	
	81	13	11	1		13			12	12			1		10	9,800	
	82	10	9	1		10			10	10			1		9	10,333	
	83	4	4			4			4	3					4	8,000	
	84	6	4			6			6	6			2		3	11,500	
	85	18	15	2		17			17	16					13	25,461	
	86	21	18		1	21	1	1	18	18					17	12,752	
	87	25	20	4	1	25	2	2	24	24			2		19	13,710	
	88	21	17	1	2	21			18	18	1		1		19	14,289	
	89	25	18	7		25			25	25			6		18	11,361	
	90	44	34	9	1	43	2	1	43	42			8	94.16	30	10,766	
	91	11	11			11			11	11					11	10,818	
	93	1															
	94	3	3			3			3	3					3	18,333	

<sup>1</sup>For renter - occupied dwelling units and vacant nonsensonal not dilapidated units, for rent.  
<sup>2</sup>For owner - occupied dwelling units and vacant nonsensonal not dilapidated units, for sale only.





HOUSING—BLOCK STATISTICS

Table 3.—CHARACTERISTICS OF HOUSING FOR CENSUS TRACTS, BY BLOCKS: 1950—Con.

Census tract	Block	All dwelling units by occupancy and tenure					All dwelling units by condition and plumbing facilities			Occupied dwelling units				Contract monthly rent <sup>1</sup>		Value <sup>2</sup> of one-dwelling-unit structures	
		Total	Owner occupied	Renter occupied	Vacant non-seasonal not dilap., for rent or sale	Other vacant and non-resident	Number reporting	No private bath or dilap.	No running water or dilap.	Total	Persons per room		Occupied by non-white	Number reporting	Average monthly rent (dollars)	Number reporting	Average value (dollars)
											Number reporting	1.51 or more					
P-72	31	14	12			2	14		12	12				12	14.375		
	32	5	4			1	5		4	4				4	10.625		
	33	3	3				3		3	3				3	11.000		
	34	7	7				7		7	7				7	17.420		
	35	1															
	36	3	3				3		3	3				3	17.200		
	37	8	8				8		8	8				7	14.500		
	38	3	3				3		3	3				3	13.666		
	39	1															
	40	5	5				5		5	5				5	17.700		
	41	9	6			3	9		6	6				6	11.516		
	42	6	5	1			6		6	6				4	17.125		
	43	10	8	1		1	10		9	9			1	8	11.187		
	44	14	12	1		1	14		13	13			1	10	13.050		
	45	11	10	1			11		11	11			1	10	13.800		
	46	7	5	2			7		7	7			2	3	11.166		
	47	1															
	48	8	8				8		8	8				6	13.916		
	49	13	12	1			13		13	13				12	11.375		
	50	15	12	2		1	15		14	14			2	12	15.525		
	51	10	8	1		1	9		9	9			1	8	15.566		
	52	1															
	53	3	3				3		3	3				3	10.666		
	54	50		50			49		50	50	3		49	2	26.79		
	55	47		45	2		47		45	45	2	2	47	2	26.80		
	56	38		38			38		38	38			38	2	26.55		
	57	44	1	42		1	44		43	43			42	1	26.35		
	58	37		37			36		37	36	1		36		27.44		
	59	40		40			40		40	40	1		40		26.60		
	60	40	1	38		1	40		39	39	2		39		26.76		
	61	29	2	26		1	29		28	28	1		27	1	25.74		
62	12		12			12		12	12			12		25.41			
63	132	1	127		4	127	7	7	128	128	5	1	131	33.91			
Q-73	1	21	20		1	21		20	20					21	11.542		
	2	18	16	2		18		18	18					16	11.125		
	3	24	22	2		23	1	1	24	24		1		21	13.147		
	4	13	12	1		13		13	13					11	11.427		
	5	23	14	9		23		23	23					13	11.030		
	6	37	21	16		37		37	37					15	7.380		
	7	38	21	14	2	1	38		35	35			15	15	6.666		
	8	45	8	35	2	2	44		43	43			36	5	6.000		
	9	71	8	53	9	1	70	10	10	61	61	2	61	3	7.000		
	10	80	13	57	7	3	80	2		70	70	1	60	7	7.285		
	11	52	15	35	2		52		50	50		1	36	10	7.000		
	12	32	19	12		1	32		31	31		1	12	16	6.812		
	13	34	21	12		1	34		33	33			11	15	8.713		
	14	24	16	8			24		24	24			7	13	9.000		
	15	18	15	2		1	18		17	17			2	14	10.642		
	16	20	17	3			20		20	19			3	16	11.618		
	17	19	16	3			17		19	18			3	15	9.166		
	18	17	14	3			17		17	17			3	14	11.235		
	19	17	14	2	1		17		17	16			1	14	10.821		
	20	16	13	3			15		16	16			3	12	12.000		
	21	17	17				17		17	16		1		17	11.147		
	22	16	16				16		16	16				15	10.913		
	23	17	14	3			17		17	17			3	13	9.923		
	24	28	14	13		1	28		27	27			12	8	8.812		
	25	50	21	28	7		50		43	43			29	11	7.310		
	26	54	12	40	2		54		52	52		1	41	7	6.857		
	27	16	5	11			16		16	16			11	5	8.266		
	28	10	8	2			10		8	8			8		5.387		
	29	64	17	34		13	64		51	51			32	10	12.620		
	30	49	22	20		5	46		42	39			22	13	7.507		
	31	49	12	34		2	49		46	46			34	10	12.250		
	32	17	15	2			17		17	17			2	14	10.857		
	33	15	14	1			14		15	14				11	10.727		
34	22	21			1	21		21	21				21	11.733			
35	22	22				21		22	22				16	11.687			
36	17	13	4			17		17	17			4	13	10.346			
37	28	25	1		2	28		26	26			1	23	12.330			
38	15	15				15		15	15				14	11.107			
40	17	12	2		1	17		14	14			3	12	12.333			
41	16	14	2			16		16	16			2	14	11.321			
42	17	13	3		1	17		16	16			2	13	11.769			
43	25	19	4		1	25	2	2	23	23		4	18	8.544			
44	53	15	34		4	53	1	1	49	49		38	13	7.613			
45	35	18	17			35	1	1	35	35		15	13	8.553			
46	28	6	22			28	3	1	28	28		21	4	1.362			
47	39	16	22		1	39	2	1	38	38		19	10	8.500			
48	32	19	11		2	32		30	30		1	11	11	8.563			
49	20	12	8			19		20	20			7	12	7.750			
50	17	16			1	17		16	16				15	10.686			
51	16	13	3			16		16	16			3	13	11.000			
53	20	15	4		1	20		19	19			4	14	12.035			

<sup>1</sup>For renter - occupied dwelling units and vacant nonseasonal not dilapidated units, for rent.  
<sup>2</sup>For owner - occupied dwelling units and vacant nonseasonal not dilapidated units, for sale only.



Table 3.—CHARACTERISTICS OF HOUSING FOR CENSUS TRACTS, BY BLOCKS: 1950—Con.

Census tract	Block	All dwelling units by occupancy and tenure					All dwelling units by condition and plumbing facilities			Occupied dwelling units			Contract monthly rent <sup>1</sup>		Value <sup>2</sup> of one-dwelling-unit structures		
		Total	Owner occupied	Renter occupied	Vacant non-seasonal not dilap., for rent or sale	Other vacant and non-resident	Number reporting	No private bath or dilap.	No running water or dilap.	Total	Persons per room		Occupied by non-white	Number reporting	Average monthly rent (dollars)	Number reporting	Average value (dollars)
											Number reporting	1.51 or more					
0-73	54	21	18	3		2			21	21			3	70.00	18	11,694	
	55	22	17	1	2	2			22	18			1		16	20,062	
	56	9	7		2				9	7					7	9,428	
	57	14	12	1		1			14	13			1		11	11,545	
	58	18	14	3		1			17	17	2		3	62.66	13	9,569	
	59	24	22	1		1			24	23			1		22	8,209	
	60	38	24	13	1			1	38	37			13	57.61	20	7,610	
	61	46	14	29	3				46	43			3	62.68	8	7,562	
	62	3	3						3	3	1				3	13,500	
	63	31	13	16	2				31	29			17	58.17	7	11,142	
	64	33	19	13	1				33	32			14	45.28	16	8,187	
	65	29	21	7	1			1	29	28			5	56.60	12	7,944	
	66	17	14	3					17	17			2		14	6,857	
	67	12	8	2		2			12	10			2		8	10,175	
	68	4	4						4	4					4	23,625	
	69	10	10						10	10					10	21,550	
	70	5	5						5	5					4	17,250	
	71	18	18						18	18		1			12	10,194	
	72	19	14	5					19	19			5	65.20	11	6,927	
	73	33	23	8	1	1			32	31			8	53.75	20	9,975	
74	27	14	8	4	1			27	22			11	67.27	7	9,500		
75	2																
0-74	1	5	4	1				5	5		1		1		4	9,125	
	2	22	16	6				22	22		2		6	62.50	13	7,346	
	3	1															
	4	13	6	7				13	13			5	56.00		4	9,750	
	5	15	9	4		2		15	13			4	42.50		9	8,766	
	6	5	4	1				5	5						4	9,575	
	7	7	5	2				7	7			1			5	7,200	
	8	19	12	6	1			19	18				6	46.66	11	9,772	
	9	26	20	6				26	26				5	57.00	19	6,552	
	10	10	4	6				10	10				5	45.00	4	8,375	
	11	13	8	4			1	13	12				3	43.00	6	7,000	
	12	9	5	3				9	8				3	49.00	5	6,800	
	13	2															
	14	8	8					8	8				8	38.75			
	15	8	8					8	8				8	37.37			
	16	9	9					9	9				9	36.88			
	17	15	14	1				15	14				14	42.71			
	18	48	48				1	48	48				48	40.60			
	19	6	6					6	6				6	36.23			
	20	13	13					13	13				13	42.38			
	21	8		8				8	8				8	40.00			
	22	17		17				17	17				17	39.76			
	23	7		6		1		7	6				6	40.33			
	24	25		25				25	25				25	36.12			
	25	16		15		1		16	15				15	40.73			
	26	16		15			1	16	15				15	39.93			
	29	8		8				8	8				8	38.87			
	30	33		32			1	32	32				32	40.03			
	31	30		30				30	30				30	36.26			
	32	28		26		1	1	28	26				26	38.50			
	34	10		7				10	10				2			7	9,571
	36	3		3				3	3							3	5,166
	37	6		4				6	6				2			4	6,125
	38	7		4				7	7				2	52.66		4	8,833
	39	12		8			1	12	11				3	78.33		8	8,187
	40	13		13				13	12						13	8,000	
	41	38		31				38	37				6	52.00		28	9,635
	42	23		15				23	23			1	8	48.75		10	7,350
	46	30		16				30	30				14	60.28		13	8,884
	47	23		13			1	22	22		1	1	9	58.55		13	7,692
	48	6		2				6	6				4	50.00		2	
	49	24		17				24	23				6	47.50		15	7,380
	50	24		16		1		24	23		1		7	58.28		14	8,178
	51	19		16		1		19	18				3	85.00		16	13,156
	52	16		11				16	16				3	51.66		9	9,366
	53	53		39			1	52	49			1	12	60.00		36	11,741
	54	4		4				4	4							3	8,666
55	12		6			1	12	11				4	50.00		4	7,750	
56	1																
57	3		1		1		3	2									
60	3		2				3	3				1					
61	5		1			1	5	5			1	56	39.78		2		
62	26		1				26	26				25	40.88		1		
63	22		22				22	22				22	39.40				
64	23		2				23	21				21	58.00		1		
65	14		2		2		14	12		2	2	12	58.16		3	8,900	
66	12		2				12	12				8	63.87		2		
68	3		2				3	3							7		
69	10		8				10	10				2			16	8,914	
70	18		18				18	18									
71	28		23		1		28	26				3	69.66		22	11,431	
72	26		19		1	1	25	25				6	70.83		18	7,777	

<sup>1</sup>For renter - occupied dwelling units and vacant nonseasonal not dilapidated units, for rent.  
<sup>2</sup>For owner - occupied dwelling units and vacant nonseasonal not dilapidated units, for sale only.











Table 3.—CHARACTERISTICS OF HOUSING FOR CENSUS TRACTS, BY BLOCKS: 1950—Con.

Census tract	Block	All dwelling units by occupancy and tenure				All dwelling units by condition and plumbing facilities			Occupied dwelling units			Contract monthly rent <sup>1</sup>		Value <sup>2</sup> of one-dwelling-unit structures		
		Total	Owner occupied	Renter occupied	Vacant non-seasonal not dilap., for rent or sale	Other vacant and non-resident	Number reporting	No private bath or dilap.	No running water or dilap.	Total	Persons per room	Occupied by non-white	Number reporting	Average monthly rent (dollars)	Number reporting	Average value (dollars)
8-79	7	14	10	4												
	8	16	10	6					14	14		4	54.00	9	9,444	
	9	22	15	7					16	15	1	6	44.16	7	9,357	
	10	20	18	1	1				22	20	1	7	74.57	14	9,971	
	11	20	17	2	1				19	19		1		19	9,736	
	12	22	19	3					22	22		2		18	9,472	
	13	20	19	1					20	20		3	68.33	19	9,684	
	14	26	21	4		1			26	25	1	3		19	10,026	
	15	9	6	3					8	8		3	66.66	19	9,105	
	16	19	3	13	3				9	9	1	3	32.66	3	9,100	
									15	15		1	61.57	5	9,666	
	17	27	15	8	4				27	23		11	58.63	3		
	18	17	17						17	17				16	9,038	
	19	24	8	13	2	1			24	21				16	9,043	
	20	22	11	10	1				22	21	4	14	72.64	10	8,216	
	21	34	7	18	5	4			33	25		10	62.40	5	11,550	
	22	24	5	18	1	2			24	23		16	71.18	5	8,300	
	23	25	2	20	1				23	22		18	58.88	1		
	24	3	3						3	3		18	73.66	1		
	25	6	4	2	2				6	6	1	3	55.00	3		
	26	4	1	2	1				4	3		2		3	9,000	
	27	21	4	13	3	1			21	17		12	46.83	1		
	28	31	8	21	2				31	29		21	68.85	5	9,500	
	29	46	5	34	6	1			45	39		31	58.19	1		
	30	33	10	22	1				27	32		19	57.84	6	10,000	
	31	29	4	22	3				28	26	1	25	64.88	1		
	32	11	5	5		1			9	10		4	48.00	3	8,666	
	33	19	4	11	3	1			19	15		13	58.30	3	10,833	
	34	24	3	19	2				24	22		21	67.09	2		
	35	14	6	8	2				13	13		7	65.00	3	8,900	
	36	18	14	4					17	18		4	54.00	3	10,392	
	37	15	11	4					15	15	1	3	58.33	10	8,550	
	38	8	5	3					8	8	1	3	46.33	2		
	39	11	10	1					11	11		1		10	7,620	
	40	12	11	1					12	12		1		11	9,845	
	41	17	12	4		1			17	16		4	57.25	12	9,175	
	42	20	16	4					20	20		4	89.25	16	10,175	
	43	13	12	1					13	13				11	7,845	
	44	11	4	4	3				11	7		6	64.16	4	8,000	
	45	15	5	9	1				15	14	1	10	59.00	4	7,750	
	46	1														
	49	4		2	1	1			4	2						
	50	18	11	7					18	18	1	7	52.14	9	8,888	
	51	3	2	1					3	3		1		2		
	52	19	13	5	1				19	18		5	56.00	13	7,215	
	53	13	11	2					13	13		2		11	11,690	
	54	19	13	5	1				16	15		3	33.33	8	7,475	
	55	22	11	11					21	22		11	45.78	11	10,272	
	56	13	11	2					13	13		2		11	8,418	
	57	50	14	32	4				50	46	1	35	59.31	10	9,500	
	58	19	10	5	4				19	15		9	67.55	8	8,500	
60	9	7	1		1			9	8		1		7	7,600		
61	17	7	9	1				17	16		10	40.50	6	8,333		
62	6	3	3					6	6		3	43.00	3	5,533		
63	20	10	10					20	20		9	49.44	9	8,322		
64	6	2	4					6	6	1	1		1			
65	11	8	3					11	11		3	52.66	7	8,785		
66	24	9	14	1				24	23		15	60.20	6	7,166		
67	22	5	13	4				22	18		14	65.00	5	8,100		
68	16	9	7					16	16		6	58.33	4	8,500		
69	1															
70	48	41	1	5	1			46	33		3	53.33	4	9,125		
71	8	64	12	4				77	53		15	61.53	7	11,714		
72	8	6	1					8	6		6	44.83				
73	45	17	6	1	21			40	23		4	80.50	1			
74	4	4						4	4		4	43.75				
75	18	5	11	1	1			17	16		10	59.00	4	8,625		
76	13	5	7	1				13	12		8	58.12	3	15,666		
77	14	7	7					14	14		7	59.00	6	7,750		
78	16	6	9	1				16	15		9	67.66	4	8,125		
79	22	7	12	1	2			22	19	1	12	64.33	5	9,600		
80	21	7	13	1				20	19		14	58.57	7	8,242		
81	22	12	7	2	1			22	19		9	58.88	12	8,083		
82	16	10	6					9	16		3	55.00	5	8,560		
83	22	8	14					22	22	1	14	53.57	6	8,750		
84	19	15	4					19	19		4	63.00	14	8,485		
85	23	13	6	3	1			23	19		9	55.00	13	8,946		
86	9	9						9	9	1			9	8,955		
87	2															
88	12	5	7					11	5		11	61.45				
89	14	2	8	2				14	10	1	10	54.30	2			
90	20	12	8					19	20		8	49.37	7	8,985		
91	20	15	4		1			19	19		3	50.00	14	7,792		
92	15	9	6					15	15		5	62.40	8	7,462		
93	13	10	3					13	13	1	3	53.66	9	8,666		
94	17	11	4	1	1			17	15		5	56.20	8	8,525		
95	7	5	2					7	6	1	2	72.00	5	7,200		
96	28	14	11	3				27	25		13	60.07	13	7,369		

<sup>1</sup>For renter—occupied dwelling units and vacant nonseasonal not dilapidated units, for rent.  
<sup>2</sup>For owner—occupied dwelling units and vacant nonseasonal not dilapidated units, for sale only.













Table 3.—CHARACTERISTICS OF HOUSING FOR CENSUS TRACTS, BY BLOCKS: 1950—Con.

Census tract	Block	All dwelling units by occupancy and tenure					All dwelling units by condition and plumbing facilities			Occupied dwelling units			Contract monthly rent <sup>1</sup>		Value <sup>2</sup> of one-dwelling-unit structures	
		Total	Owner occupied	Renter occupied	Vacant non-seasonal not dilap., for rent or sale	Other vacant and non-resident	Number reporting	No private bath or dilap.	No running water or dilap.	Total	Persons per room		Number reporting	Average monthly rent (dollars)	Number reporting	Average value (dollars)
											Number reporting	1.51 or more				
U-88	1	29		28	1	29			28	28	2	29	33.58			
	2	11		11		11			11	11	1	11	33.81			
	3	74	1	72	1	73			73	72	2	73	29.26			
	4	13		13		13			13	13	1	13	33.15			
	5	20		20		19			20	19	1	19	27.26			
	6	18		18		18			18	18	1	18	33.44			
	7	45	9	35	1	44			44	44	1	44	31.20	2		
	8	25		25		24			25	25		25	29.24			
	10	40		40		39			40	38		39	30.38			
	11	94	1	92	1	93			93	92		93	31.52			
	12	23		23		23			23	23		23	32.22			
	13	397	7	382	6	374	1	1	389	380	20	3	375	29.66		
	14	34		34		34			34	34	1		34	32.76		
	16	1														
	17	1														
	21	4		4		4		4	4	4	1	1				
	22	4		4		4		1	4	4	1	1	1			
	23	4	1	4		5		1	5	5						
	25	16	8	8		16		5	4	16	16	1	3	49.00	1	
	26	13	11			1	1	1	11	11					8	14.450
	U-89	1	64		64		64			64	63	1	60	33.13		
		2	48		48		48			48	48	1	48	31.93		
3		60		60		60	1	1	60	60	1	60	33.41			
4		105	1	102	1	102			103	101	1	101	33.19			
6		27		27		27			27	27		27	32.70			
7		16		16		16			16	16		16	32.93			
8		52	1	50	1	51			51	49	1	50	32.74			
9		33	1	31	1	32			32	31	1	31	32.87	1		
10		73		70		73	3		70	70	2	70	27.41			
11		56		55	1	56			55	55	3	55	26.25			
13		239	2	235		237			237	230	3	1	233	30.01		
16		29	12	15		28		3	27	27	2		10	33.80	10	20.870
18		4		4		4		1	4	4			4	37.00	4	6.250
19		7		4		7	1		7	6			7	37.71	1	
20		8		7		8			8	8			7	33.50	8	7.750
34		68	42	24		67	5	4	66	65	7	1	20	61.33	4	15.250
38		22	8	11		22		3	19	18	1		6			
U-90	1	14		14		14			14	14		1	13		28.00	
	2	167		167		167			167	167		1	167		32.59	
	3	103		103		103			103	103		1	103		32.88	
	4	45		44	1	45			44	44		3	42		33.48	
	5	22		22		22			22	22			22		30.04	
	6	115		113	2	115			113	113	2	9	115		25.96	
	7	25		23	2	25			23	23			25		25.98	
	9	63		62	1	63			62	62	3	2	63		26.20	
	10	1														
	V-91	4	1		1		1			1	1					
5		3	2	1		3			3	3			1		2	
6		1		1		1			1	1					2	
7		47	44	3		47	43	2	47	47	12		1		2	
8		1		1		1			1	1					1	
10		1		1		1			1	1			2		1	
11		4		2		4		1	4	4			2		1	
13		3		1		3		2	3	3			1		5	5.000
14		8		8		8			8	7			2		3	5.333
15		3		3		3			3	3						
16		1		1		1			1	1			2		4	5.550
18		7	5	2		7			7	7			1		3	4.066
20		5	4	1		5		2	5	5	1	1	1			
21		2		2		2			2	2						
30		1		1		1			1	1					3	9.666
41		3		3		3			3	3						
53		1		1		1			1	1						
59		2		2		2			2	2						
60		10	8	2		10			10	10			2		7	8.257
61		3	3			3			3	3					3	7.500
62		6	5	1		6			6	6			1		5	7.300
68	1		1		1			1	1							
70	1		1		1			1	1							
71	8	7	1		8			8	8			1		7	6.714	
72	1		1		1			1	1							
73	5	4	1		5			5	5			1		3	8.000	
74	8	6	2		8	1		7	7			1		6	6.750	
75	10	8	2		10		1	10	10			2		7	7.333	
76	9	8	1		9			9	9					3	8.000	
77	8		8		8			8	8					8		
78	8	5	3		8			8	8			3	63.33	4	6.125	
79	15	9	4	1	15		1	13	13			4	50.00	9	7.444	
80	7	6	1		7			7	6			1		7	7.000	
81	5	5			5			5	5					5	5.100	
84	3	3			3			3	3					3	9.333	

<sup>1</sup>For renter - occupied dwelling units and vacant nonseasonal not dilapidated units, for rent.

<sup>2</sup>For owner - occupied dwelling units and vacant nonseasonal not dilapidated units, for sale only.

## HOUSING—BLOCK STATISTICS

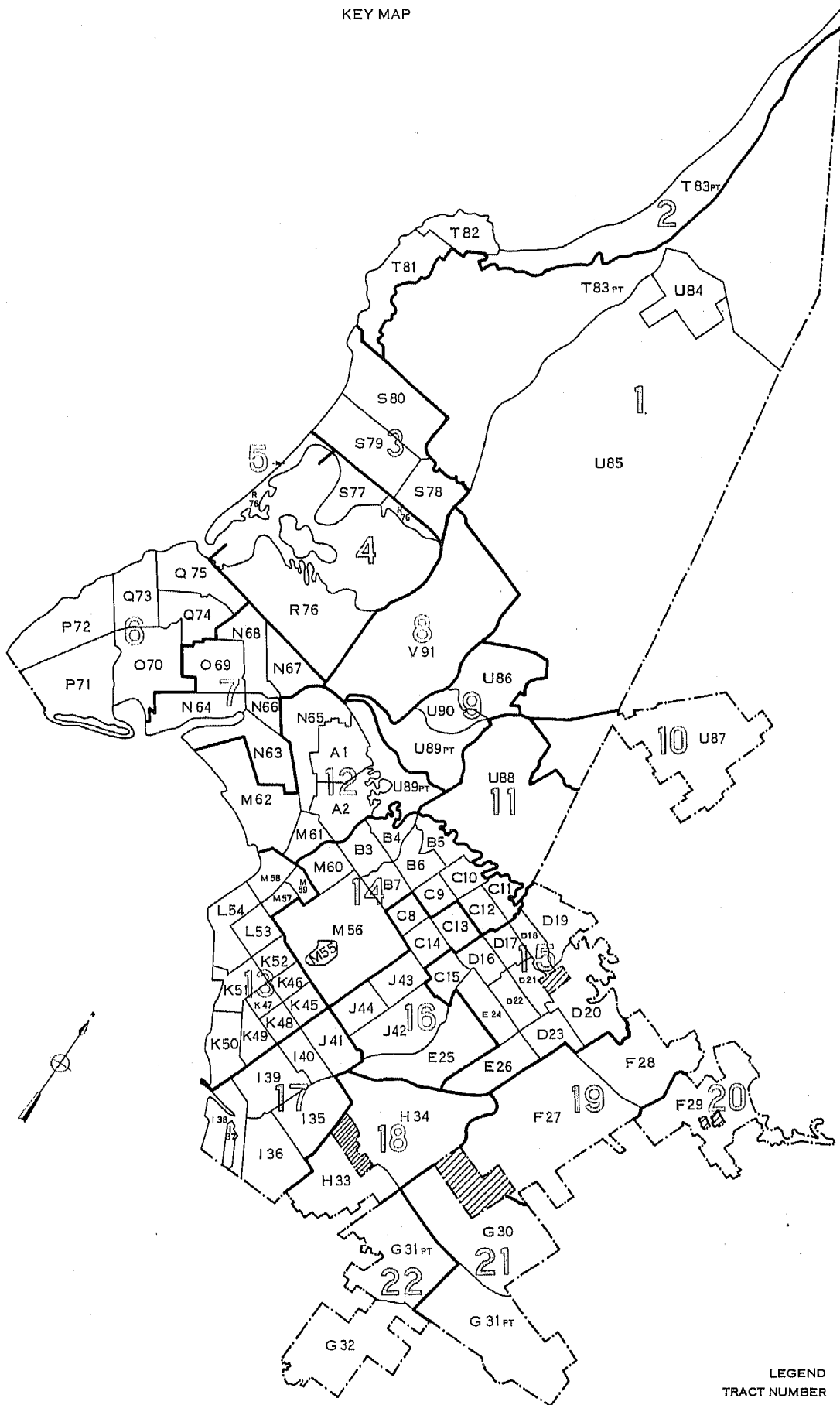
Table 3.—CHARACTERISTICS OF HOUSING FOR CENSUS TRACTS, BY BLOCKS: 1950—Con.

Census tract	Block	All dwelling units by occupancy and tenure					All dwelling units by condition and plumbing facilities			Occupied dwelling units			Contract monthly rent <sup>1</sup>		Value <sup>2</sup> of one-dwelling-unit structures		
		Total	Owner occupied	Renter occupied	Vacant non-seasonal not dilap., for rent or sale	Other vacant and non-resident	Number reporting	No private bath or dilap.	No running water or dilap.	Total	Persons per room		Occupied by non-white	Number reporting	Average monthly rent (dollars)	Number reporting	Average value (dollars)
											Number reporting	1.51 or more					
V-91	85	10	6	4		10			10	10			4	77.00	6	11,333	
	86	2															
	87	4	3	1		4	1	1	4	4			1		2		
	88	9	8		1	9			8	8					9	10,500	
	89	7	6		1	7			6	6					7	9,642	
	90	9	8	1		9			9	9					8	8,062	
	91	70	25	44	1	66			69	65	2	41	37.53	18	7,900		
	92	12	11	1		12			12	12			1		11	7,772	
	93	34	33	1		34			34	34	1				33	9,581	
	94	29	27	1	1	29			28	28			1		28	9,221	
	95	6	5	1		6			6	6			1		4	8,000	
	96	1															
	98	5	3	2		5			5	5			2		1		
	99	26	20	5		26	1		25	25			5	57.60	20	10,065	
	100	14	13			14	1		13	13					13	10,653	
	101	17	15	2		17		1	17	17			2		14	10,214	
	102	16	15	1		16			16	16					15	9,400	
	103	12	11	1		12			12	12	1				11	6,863	
	104	8	8			8		1	8	8					8	5,937	
	105	5	3	1	1	5			4	4			2		3	6,000	
	106	124	108	13	3	124	75		121	120	10	1	12	48.08	32	8,925	
	107	1															
	109	1															
	110	1															
	111	29	14	13	1	29		5	27	27	2		14	43.07	8	5,100	
	115	7	5	2		7			7	7			2		4	7,000	
	116	10	7	2	1	10			9	9			2		6	9,500	
	117	133	100	23	9	133	10	4	123	123	7	3	22	46.45	92	8,589	
	143	8	6	1	1	8			7	6			1		7	10,500	
	144	3	2	1		3			3	3			1		2		
	145	12	8	4		12			12	12			3	71.66	7	8,928	
	146	9	3			9			9	9					9	10,888	
	147	3				3			3	3					3	11,333	
	148	7	5	2		7			7	7			2		5	10,600	
	149	7	7			7			7	7					7	11,071	
	150	7	5	2		7			7	7			2		5	12,600	
	151	11	11			11			11	11					11	9,272	
	152	7	6	1		7			7	7			1		6	11,216	
	153	9	7	2		9			9	9			2		7	5,928	
	154	9	6	3		9			9	9	1		2		5	6,240	
	155	22	3	16	2	22	3	1	19	19	2		18	31.83	2	7,166	
	156	13	9	2		13			13	13			4	36.00	9	6,928	
	157	9	7	2		9			9	9			1		7	6,928	
	158	7	6	1		7			7	7	1		1		6	8,666	
	159	11	7	4		11	1		11	11			3	24.00	7	5,357	
	160	15	4	1		15			15	15			1		4	7,000	
	161	16	4	1		16	1		16	16			14	42.78	2		
	162	4	2	1		4		1	3	3	1		1		2		
	163	1				1			1	1							
	164	15	11	3	1	15			14	14	1	1	4	41.75	7	6,100	
	165	10	7	3		10			9	9	1		2		4	7,375	
	166	4	3	1		4		1	4	4			1		3	6,833	
	167	3		3		3			3	3							
	170	1				1							1		3	35.00	
	171	2				2											
	172	1				1											
	175	4		4		4		4	4	4			3	16.00			
	180	2		2		2			2	2							
	181	15	11	4		15	3	3	15	15	1		4	25.00	7	5,685	
	187	3	1	2		3		1	3	3			2		1		
	189	3				3			3	3							
	192	2				2			2	2							
	194	2				2			2	2							
	195	2				2			2	2							
	196	4				4			4	4					4	6,175	
	197	7				7			7	7	2				7	6,642	
	198	1				1			1	1							
	199	5	1	4		5			5	5			3	36.66	1		
	200	2				2			2	2							
	201	7	6	1		7			7	7					5	8,200	
	204	1				1			1	1							
	205	6	5	1		6		1	6	6			1		5	7,700	
	206	18	9			18			18	18			9	50.77	4	5,625	
	207	14	10	4		14			14	14	1		4	65.00	4	8,466	
	209	5	4			5			5	5					5	6,520	
	210	4	5	2	1	5		1	4	4			1		5	5,040	
	211	1				1			1	1							
	212	1				1			1	1							

<sup>1</sup>For renter-occupied dwelling units and vacant nonseasonal not dilapidated units, for rent.<sup>2</sup>For owner-occupied dwelling units and vacant nonseasonal not dilapidated units, for sale only.

SAN DIEGO, CALIFORNIA, BY CENSUS TRACTS: 1950

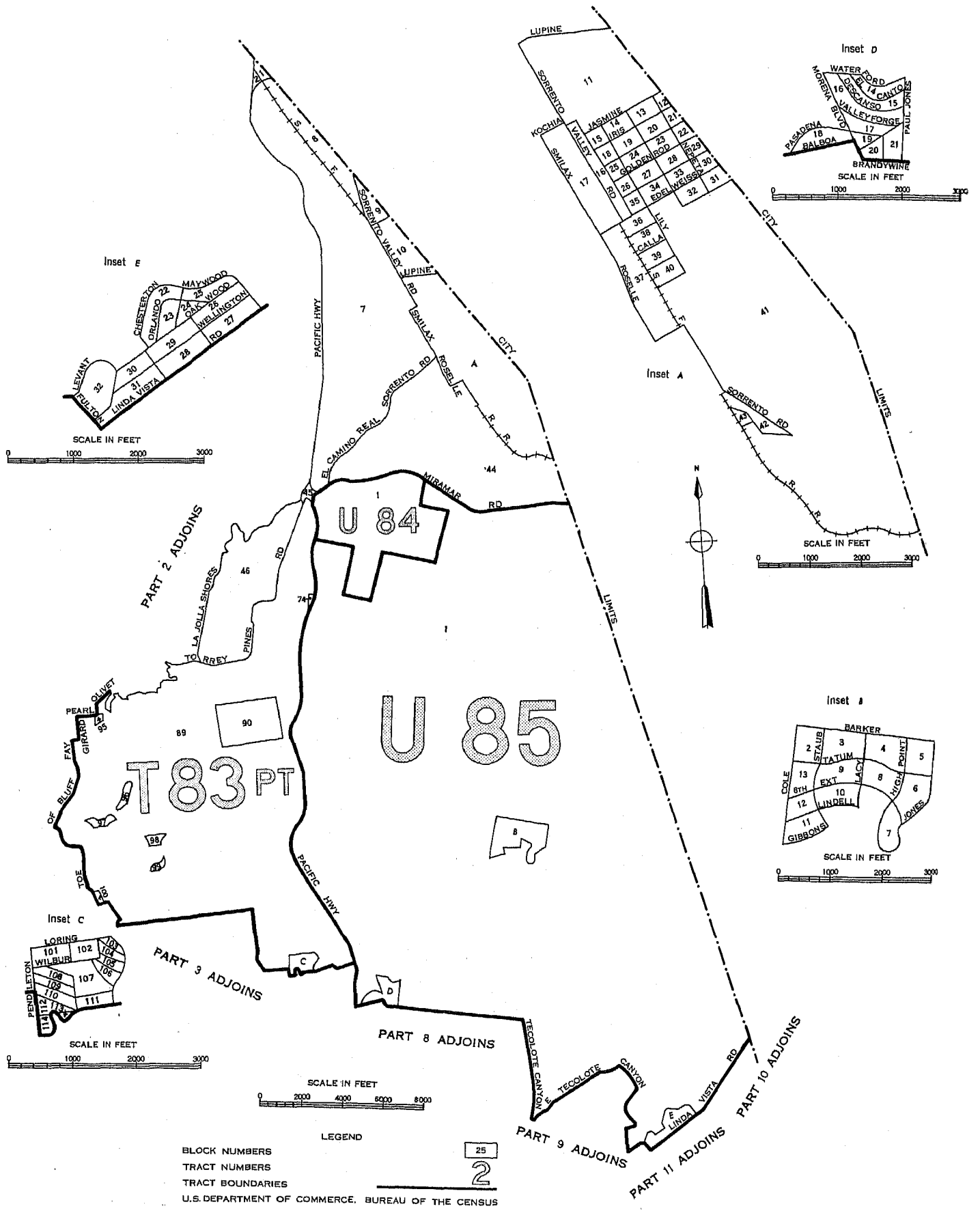
KEY MAP



LEGEND  
TRACT NUMBER 9  
PART NUMBER 1  
OUTSIDE OF CITY [hatched box]

SAN DIEGO, CALIFORNIA, BY CENSUS TRACTS AND BLOCKS: 1950

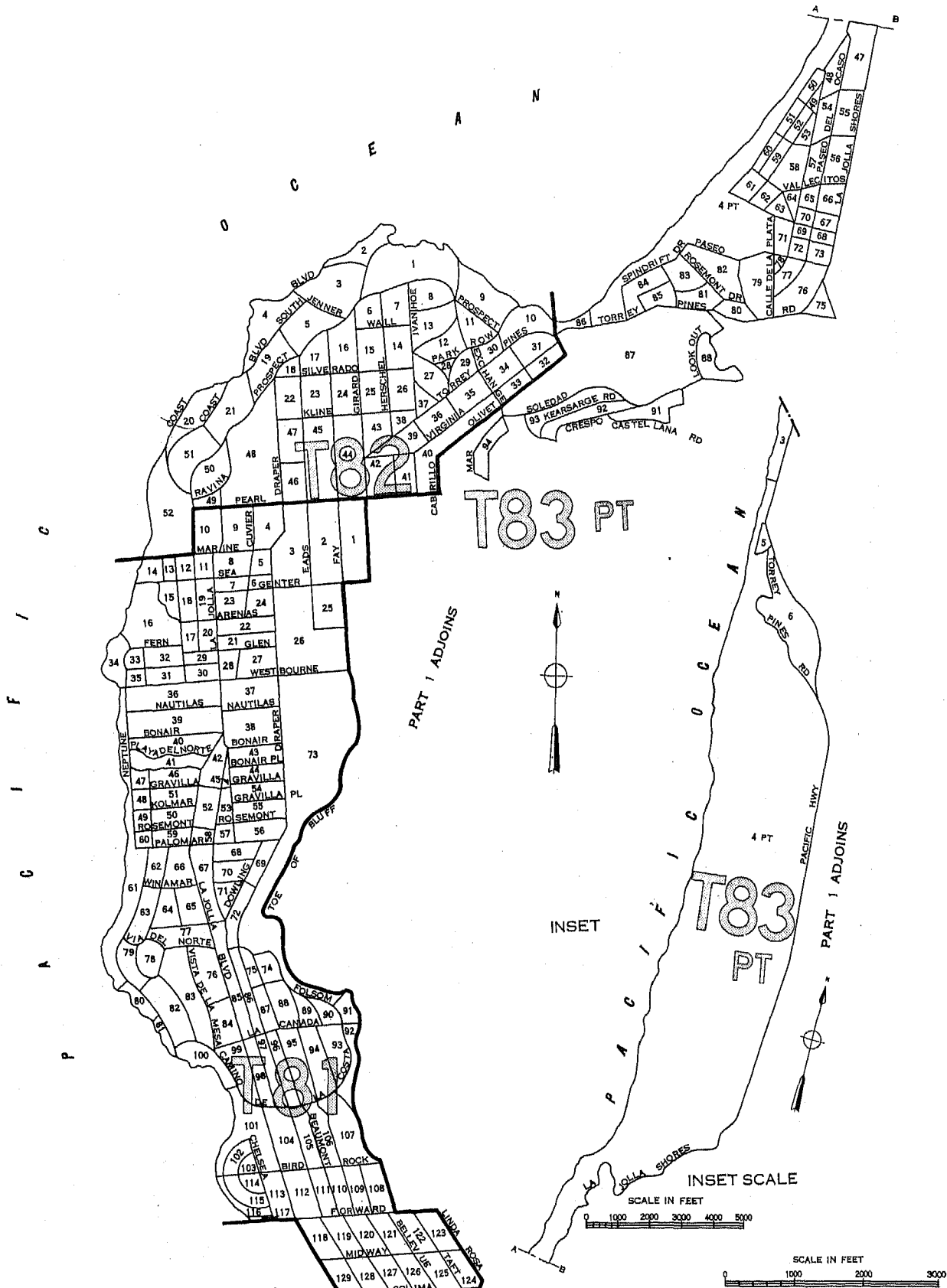
PART 1 OF 22 PARTS





SAN DIEGO, CALIFORNIA, BY CENSUS TRACTS AND BLOCKS: 1950

PART 2 OF 22 PARTS



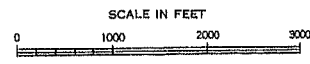
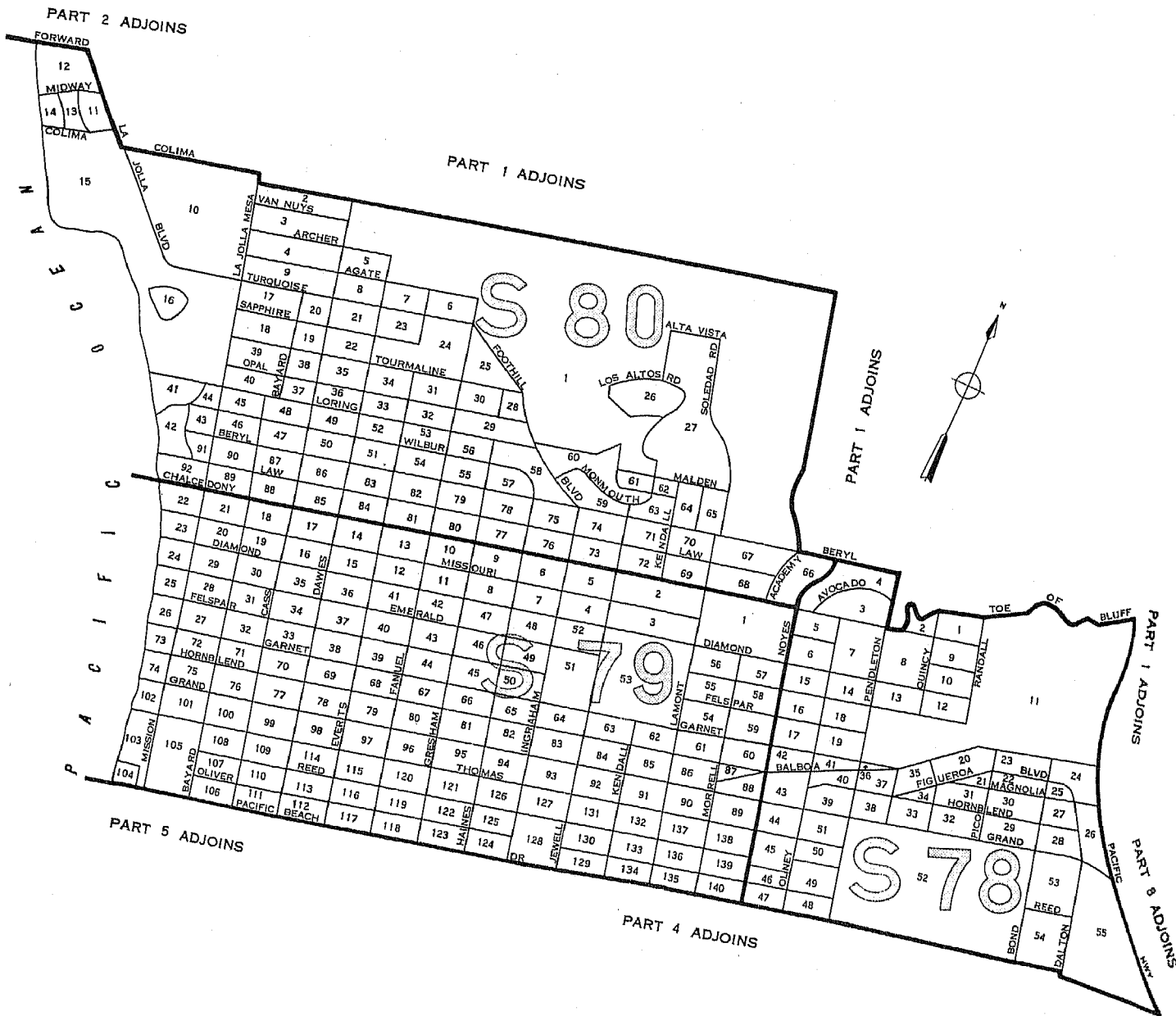
LEGEND

- BLOCK NUMBERS
- TRACT NUMBERS
- TRACT BOUNDARIES

U.S. DEPARTMENT OF COMMERCE, BUREAU OF THE CENSUS

SAN DIEGO, CALIFORNIA, BY CENSUS TRACTS AND BLOCKS: 1950

PART 3 OF 22 PARTS

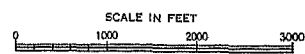
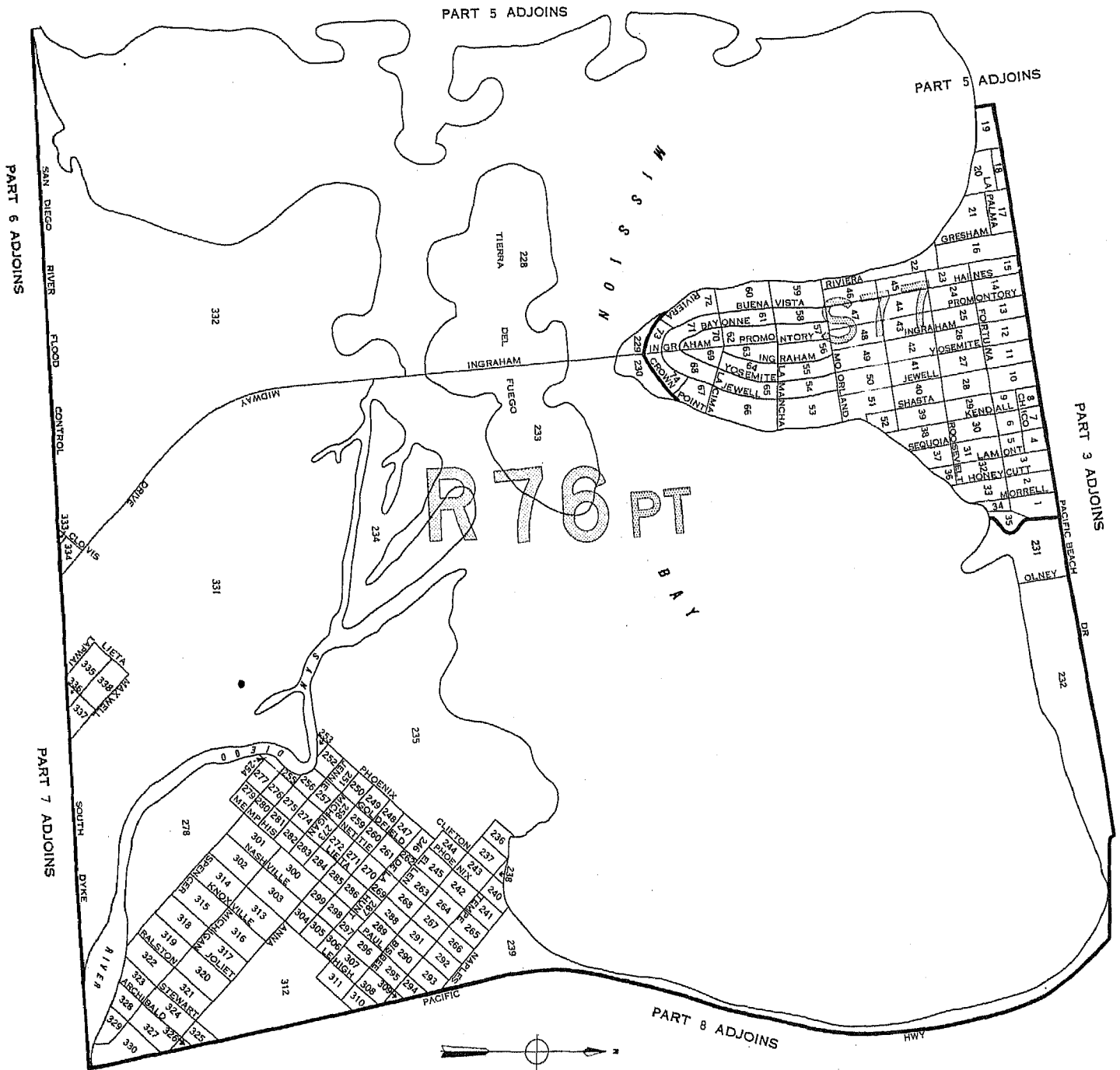


LEGEND

- BLOCK NUMBERS
- TRACT NUMBERS
- TRACT BOUNDARIES
- U.S. DEPARTMENT OF COMMERCE, BUREAU OF THE CENSUS

SAN DIEGO, CALIFORNIA, BY CENSUS TRACTS AND BLOCKS: 1950

PART 4 OF 22 PARTS

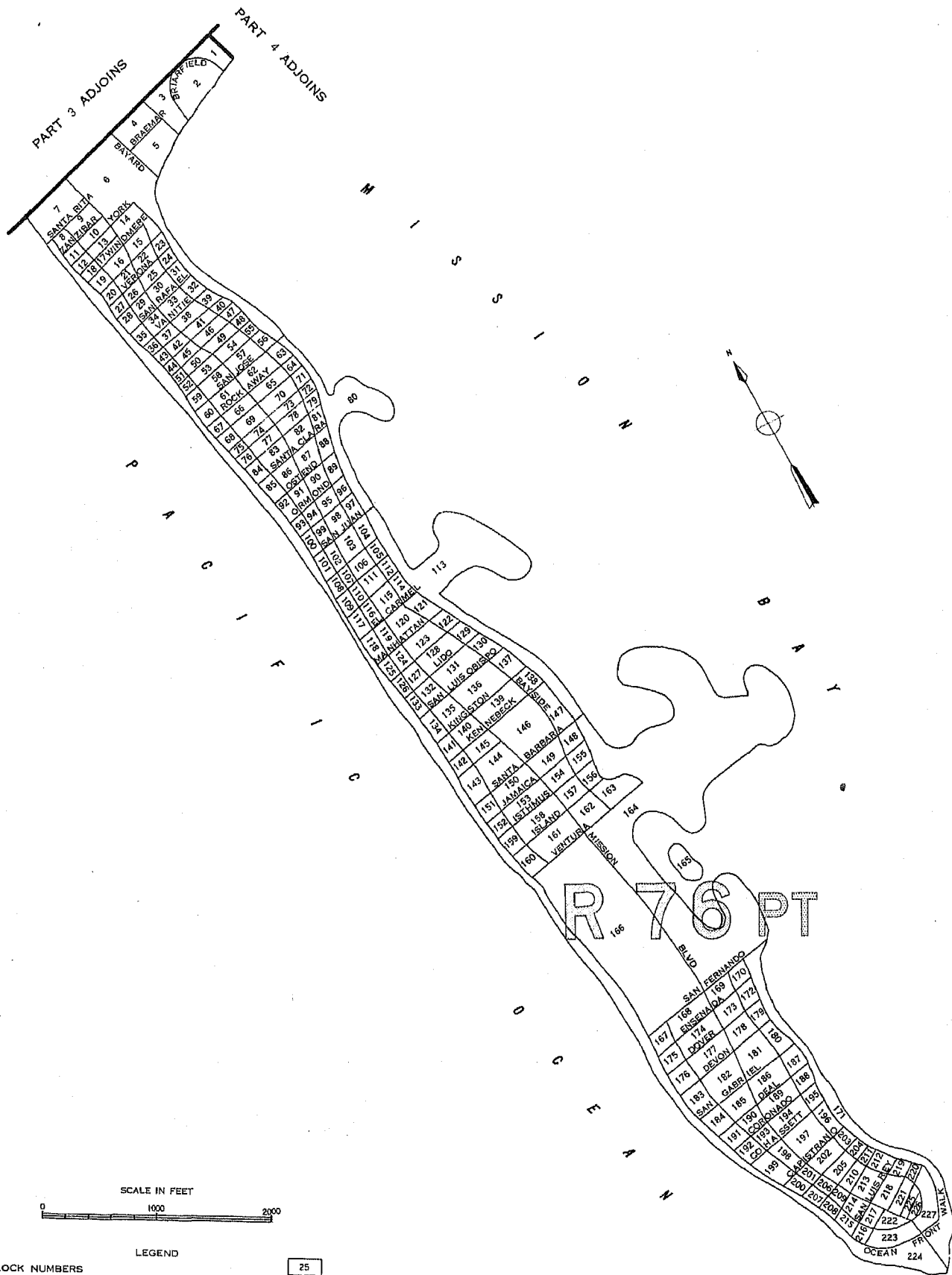


LEGEND


BLOCK NUMBERS  
 TRACT NUMBERS  
 TRACT BOUNDARIES  
 U.S. DEPARTMENT OF COMMERCE, BUREAU OF THE CENSUS

SAN DIEGO, CALIFORNIA, BY CENSUS TRACTS AND BLOCKS: 1950

PART 5 OF 22 PARTS



SCALE IN FEET



LEGEND

- BLOCK NUMBERS
- TRACT NUMBERS
- TRACT BOUNDARIES

25

2

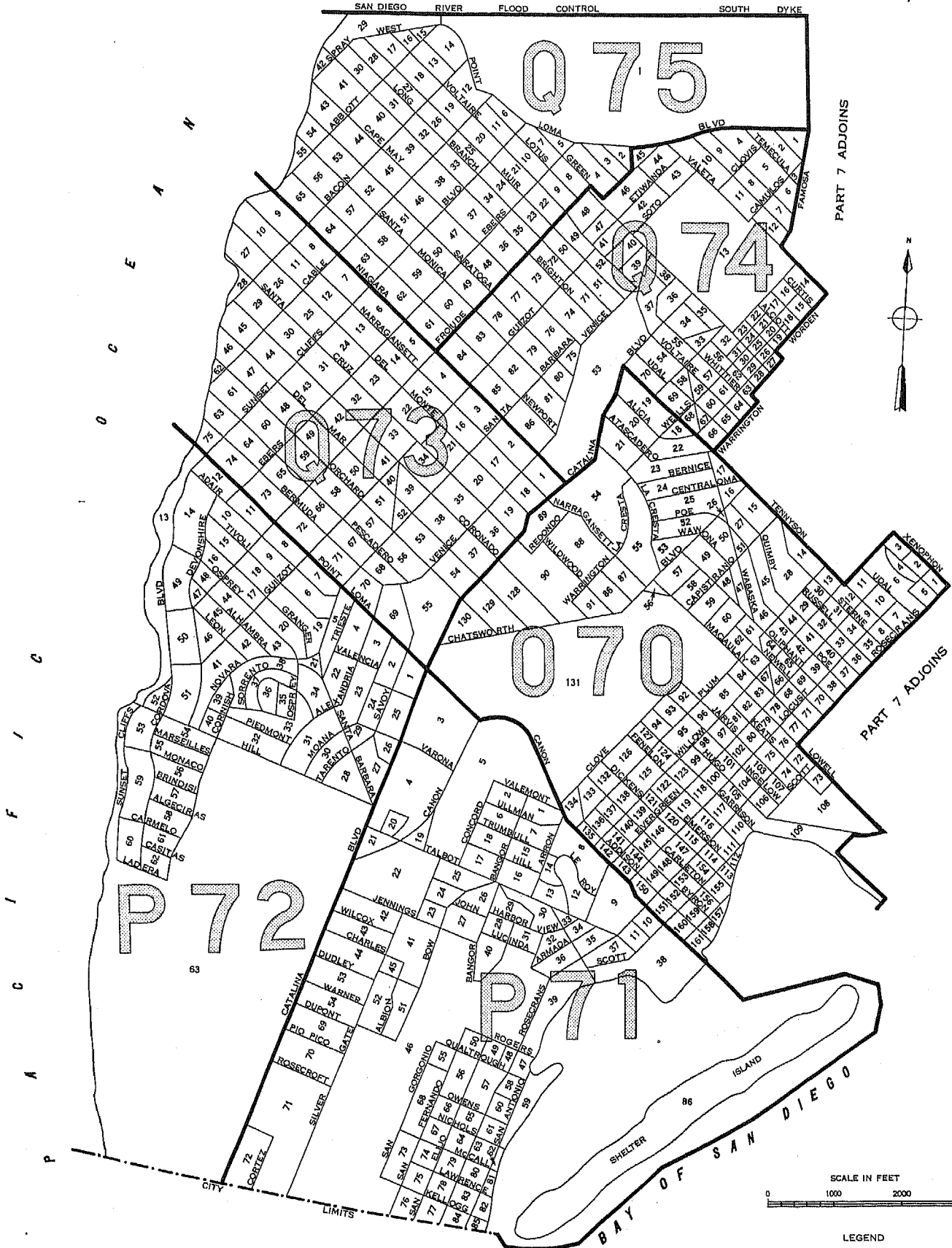
SAN DIEGO, CALIFORNIA. BY CENSUS TRACTS AND BLOCKS: 1950

PART 6 OF 22 PARTS

PART 4 ADJOINS

PART 4 ADJOINS

SAN DIEGO RIVER FLOOD CONTROL SOUTH DYKE



PART 7 ADJOINS

PART 7 ADJOINS



LEGEND

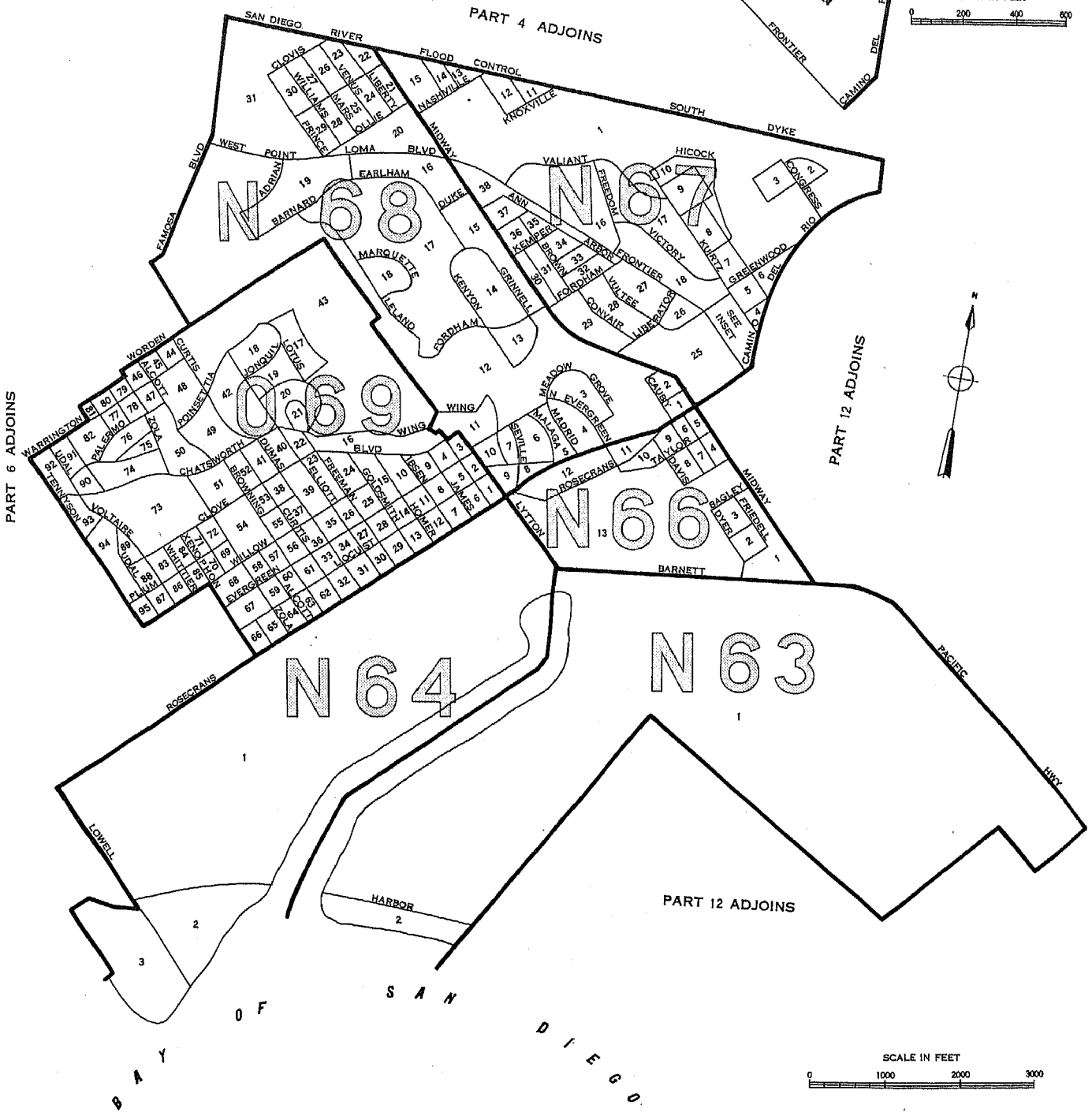
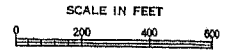
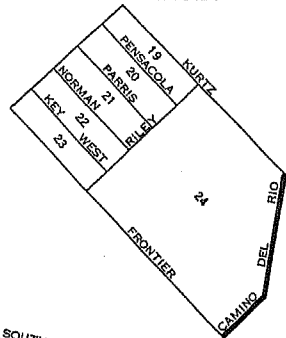
- BLOCK NUMBERS
- TRACT NUMBERS
- TRACT BOUNDARIES

U.S. DEPARTMENT OF COMMERCE, BUREAU OF THE CENSUS

SAN DIEGO, CALIFORNIA, BY CENSUS TRACTS AND BLOCKS: 1950

PART 7 OF 22 PARTS

INSET

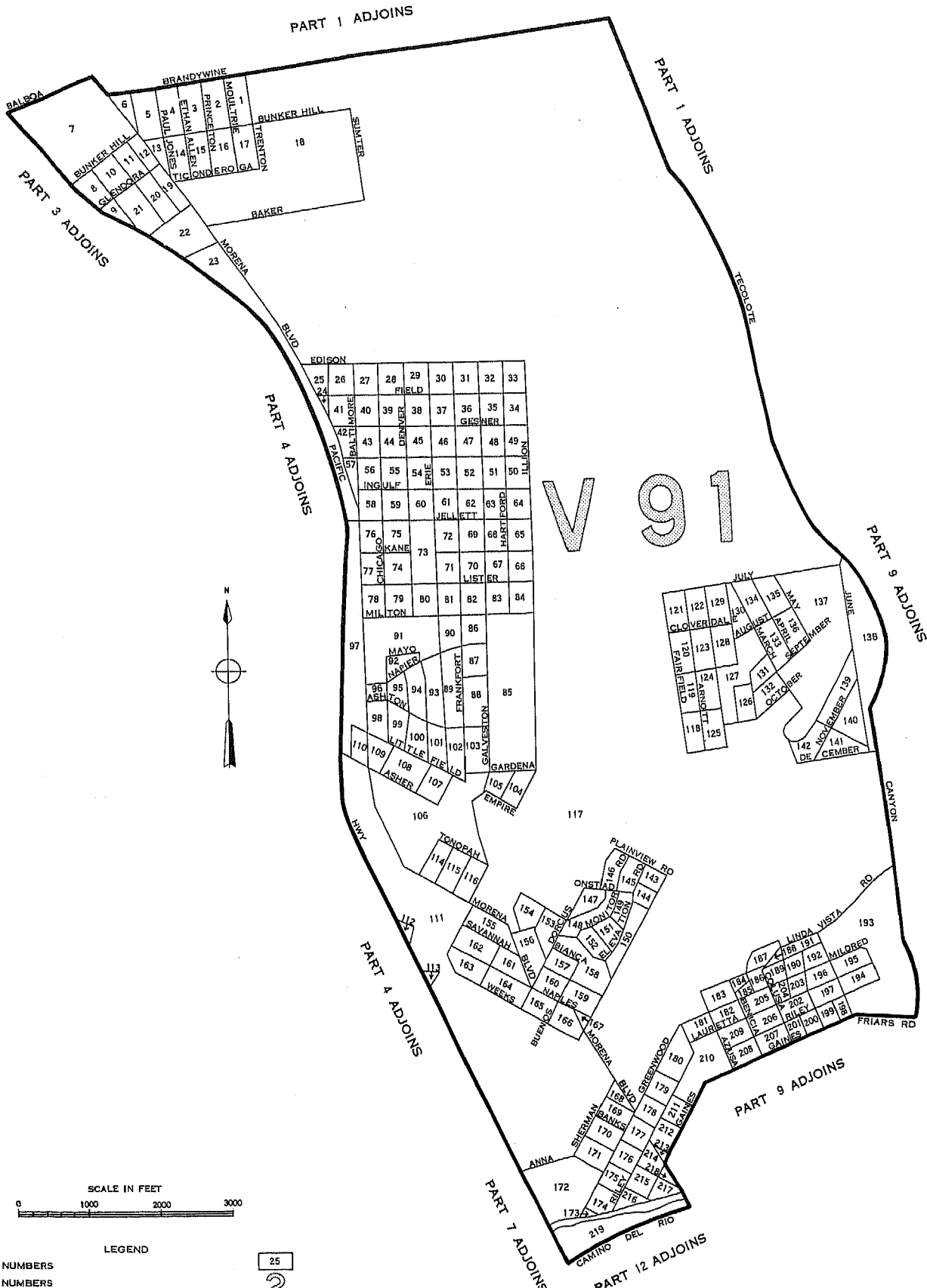


LEGEND

- BLOCK NUMBERS
- TRACT NUMBERS
- TRACT BOUNDARIES
- U.S. DEPARTMENT OF COMMERCE, BUREAU OF THE CENSUS

SAN DIEGO, CALIFORNIA; BY CENSUS TRACTS AND BLOCKS: 1950

PART 8 OF 22PARTS



LEGEND

BLOCK NUMBERS

TRACT NUMBERS

TRACT BOUNDARIES

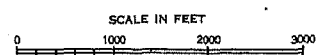
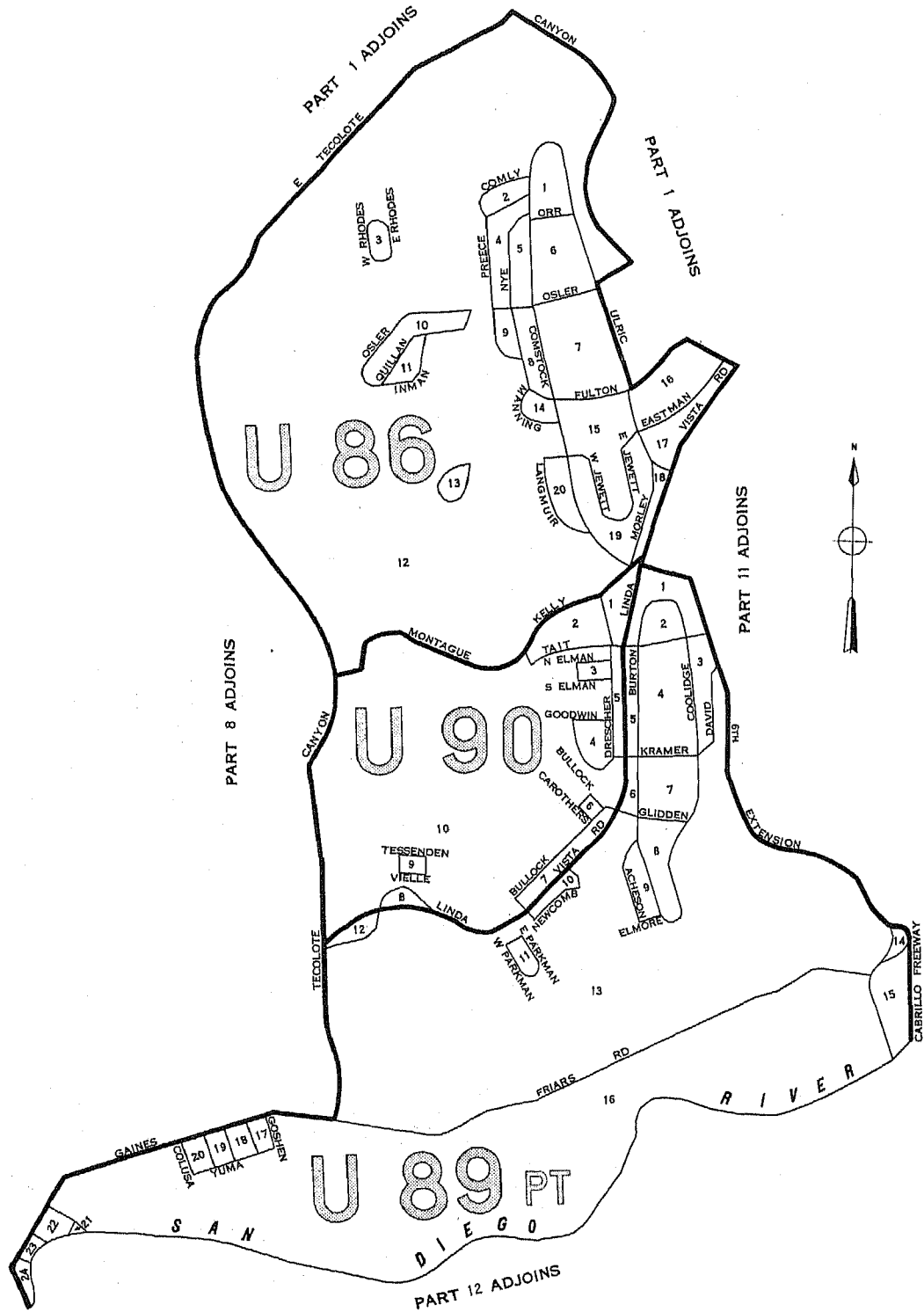
U.S. DEPARTMENT OF COMMERCE, BUREAU OF THE CENSUS

25

2

SAN DIEGO, CALIFORNIA, BY CENSUS TRACTS AND BLOCKS: 1950

PART 9 OF 22 PARTS

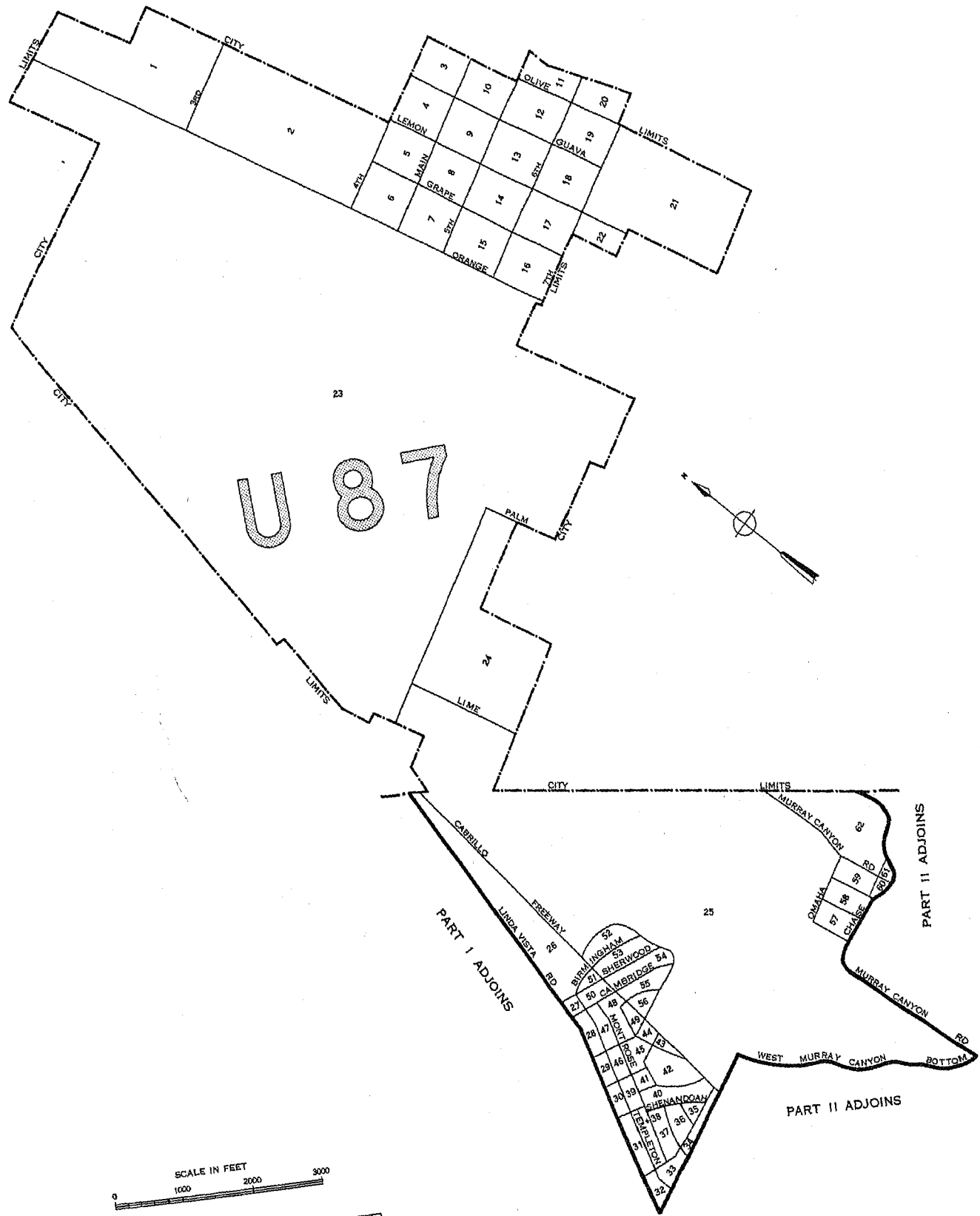


LEGEND

- BLOCK NUMBERS
- TRACT NUMBERS
- TRACT BOUNDARIES
- U.S. DEPARTMENT OF COMMERCE, BUREAU OF THE CENSUS



SAN DIEGO, CALIFORNIA, BY CENSUS TRACTS AND BLOCKS: 1950  
 PART 10 OF 22 PARTS



U 87



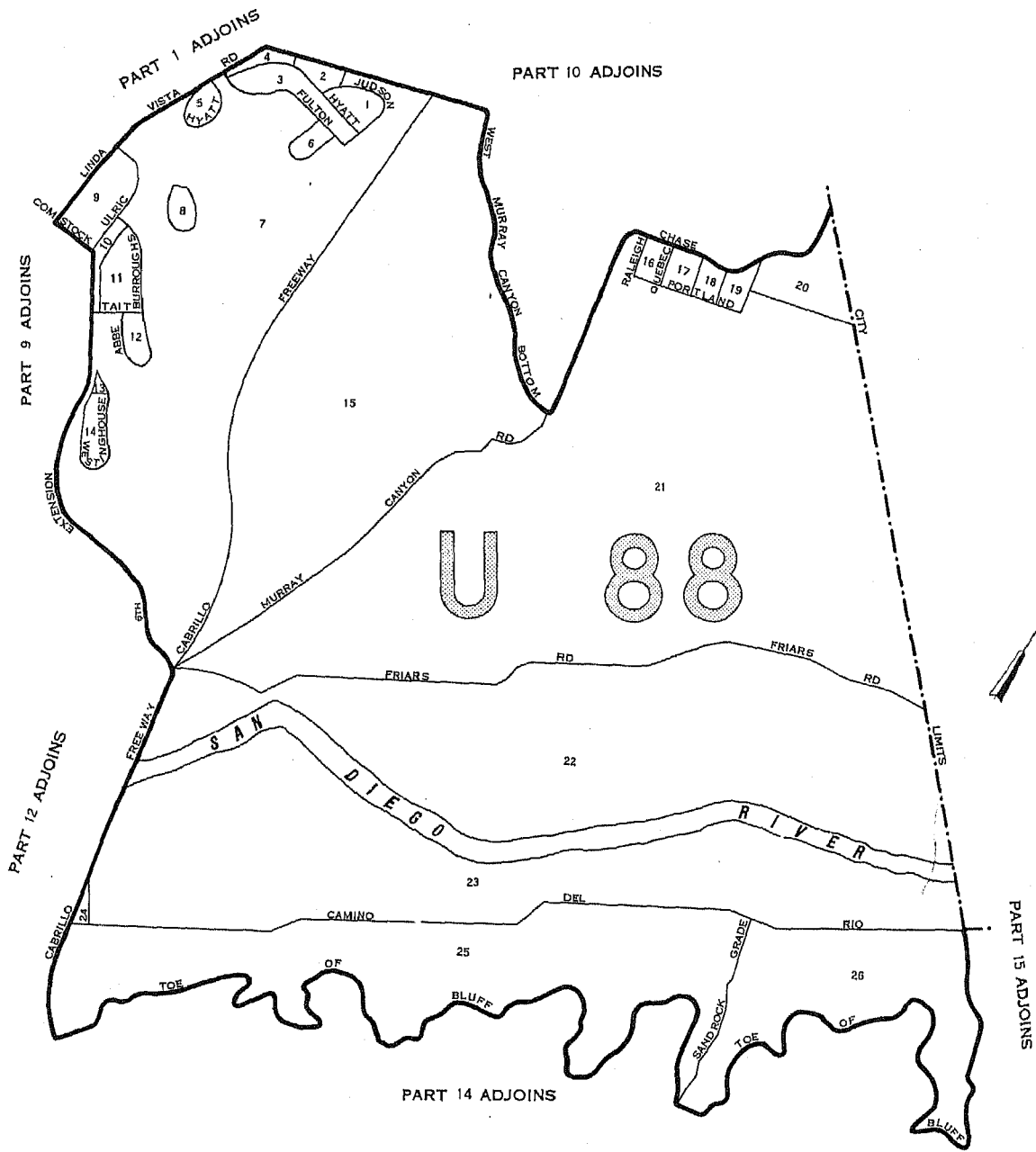
LEGEND

BLOCK NUMBERS  
 TRACT NUMBERS  
 TRACT BOUNDARIES  
 U.S. DEPARTMENT OF COMMERCE, BUREAU OF THE CENSUS

25  
2

SAN DIEGO, CALIFORNIA, BY CENSUS TRACTS AND BLOCKS: 1950

PART 11 OF 22 PARTS



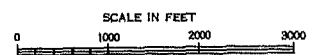
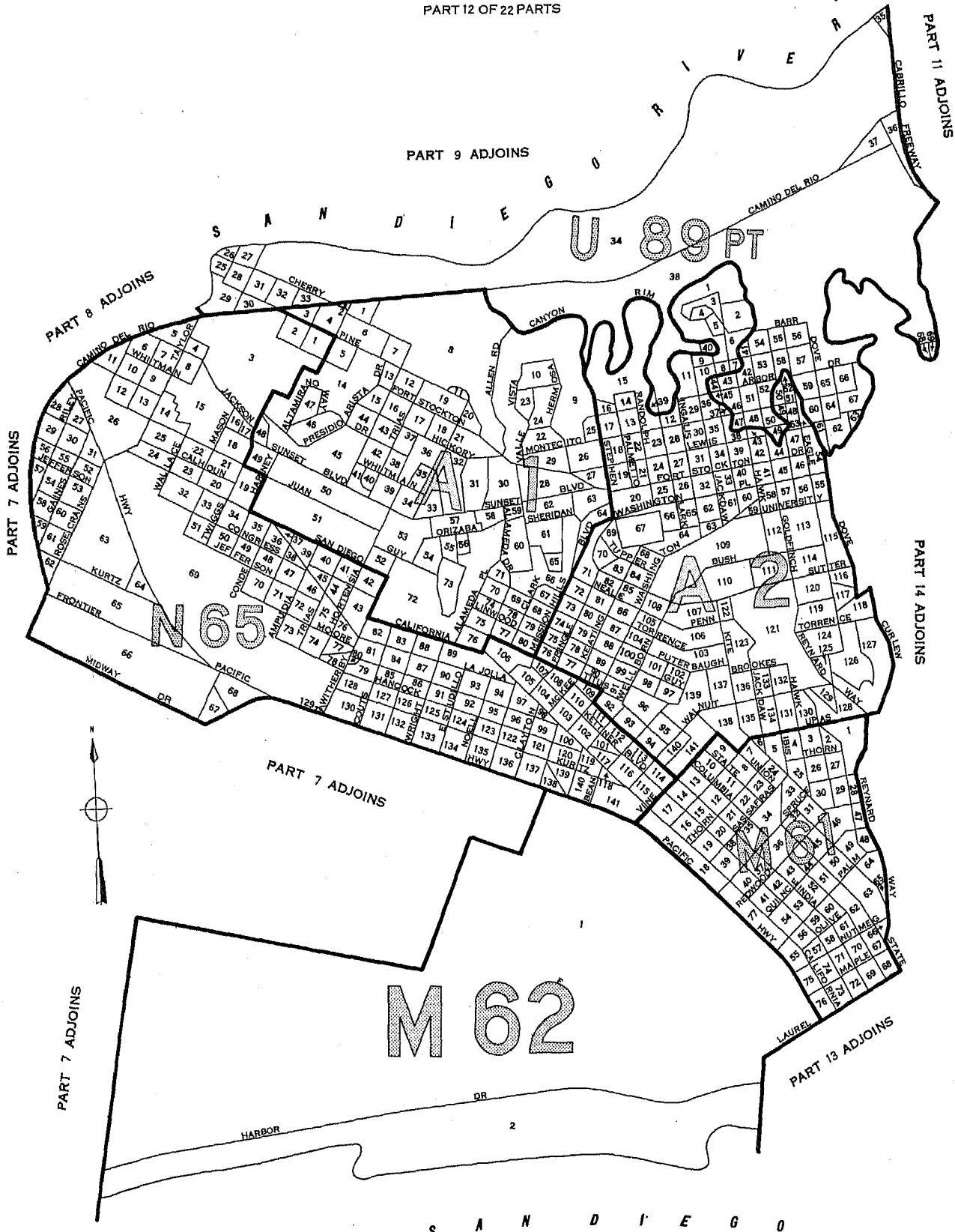
LEGEND

- BLOCK NUMBERS
- TRACT NUMBERS
- TRACT BOUNDARIES

U.S. DEPARTMENT OF COMMERCE, BUREAU OF THE CENSUS

SAN DIEGO, CALIFORNIA, BY CENSUS TRACTS AND BLOCKS: 1950

PART 12 OF 22 PARTS



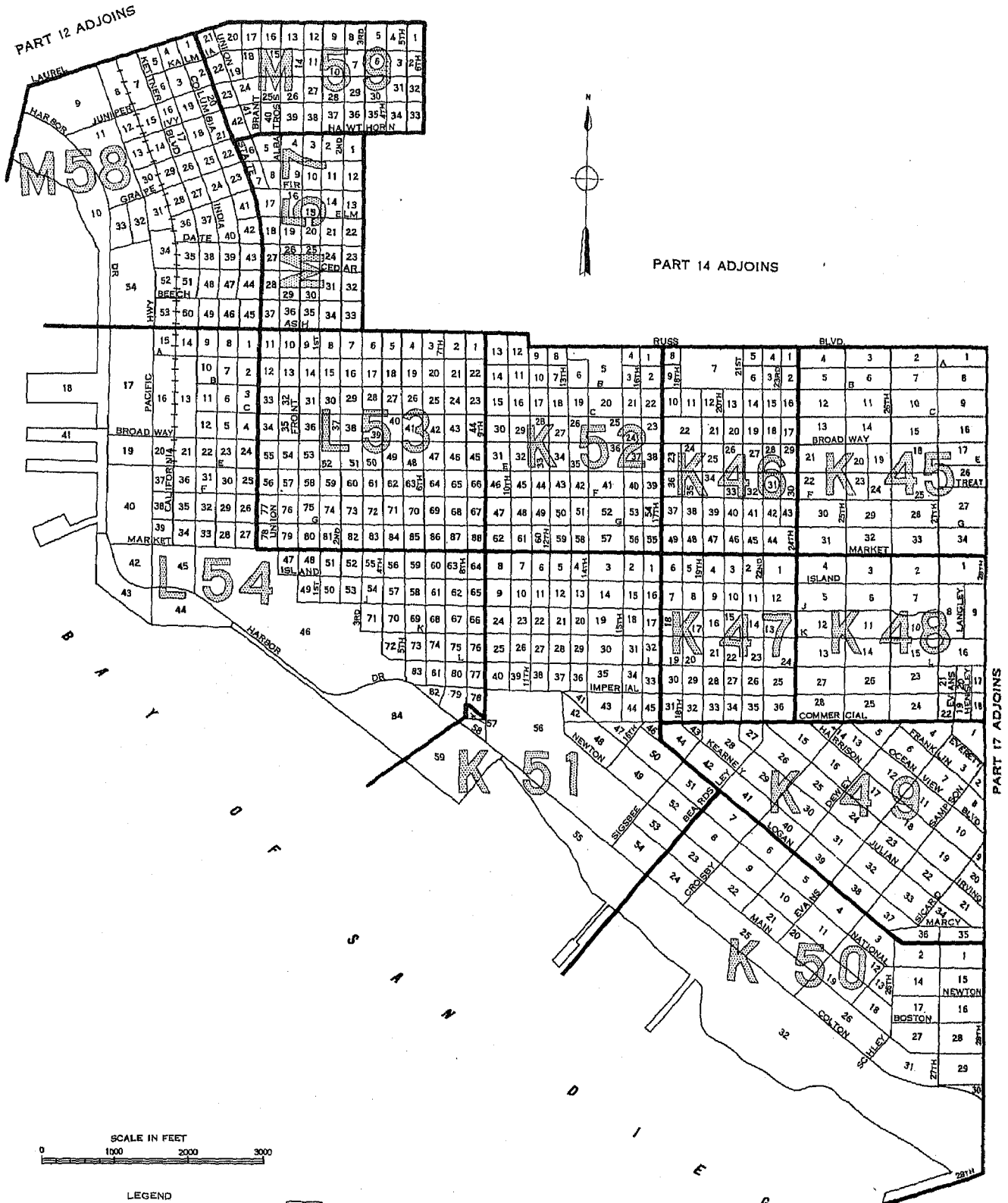
LEGEND

- BLOCK NUMBERS
- TRACT NUMBERS
- TRACT BOUNDARIES
- U.S. DEPARTMENT OF COMMERCE, BUREAU OF THE CENSUS

SAN DIEGO, CALIFORNIA, BY CENSUS TRACTS AND BLOCKS: 1950

PART 13 OF 22 PARTS

PART 14 ADJOINS



LEGEND

BLOCK NUMBERS

TRACT NUMBERS

TRACT BOUNDARIES

U.S. DEPARTMENT OF COMMERCE, BUREAU OF THE CENSUS

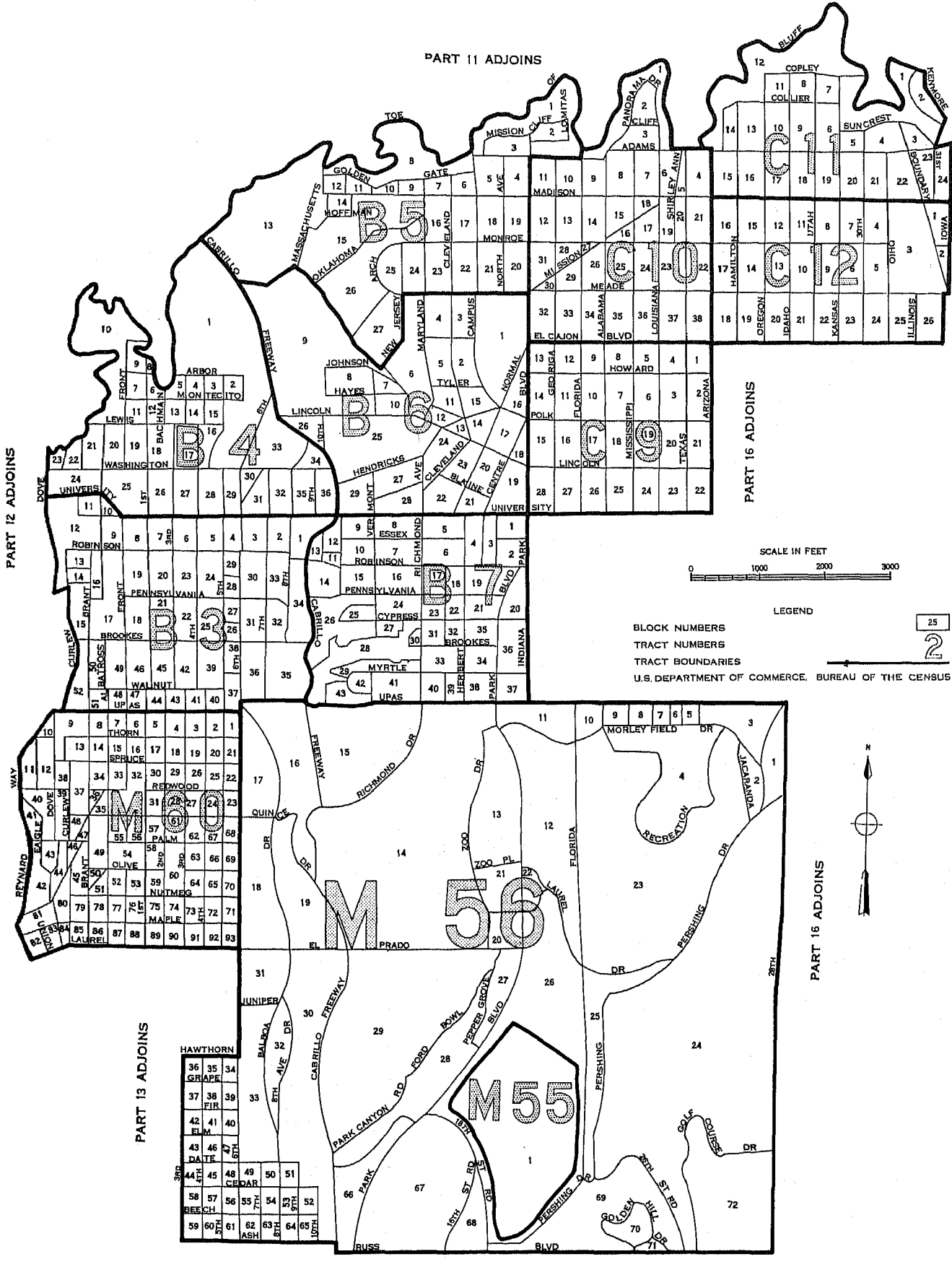
25

2

SAN DIEGO, CALIFORNIA, BY CENSUS TRACTS AND BLOCKS: 1950

PART 14OF 22PARTS

PART 11 ADJOINS



PART 15 ADJOINS

PART 16 ADJOINS



LEGEND

BLOCK NUMBERS

TRACT NUMBERS

TRACT BOUNDARIES

U.S. DEPARTMENT OF COMMERCE, BUREAU OF THE CENSUS

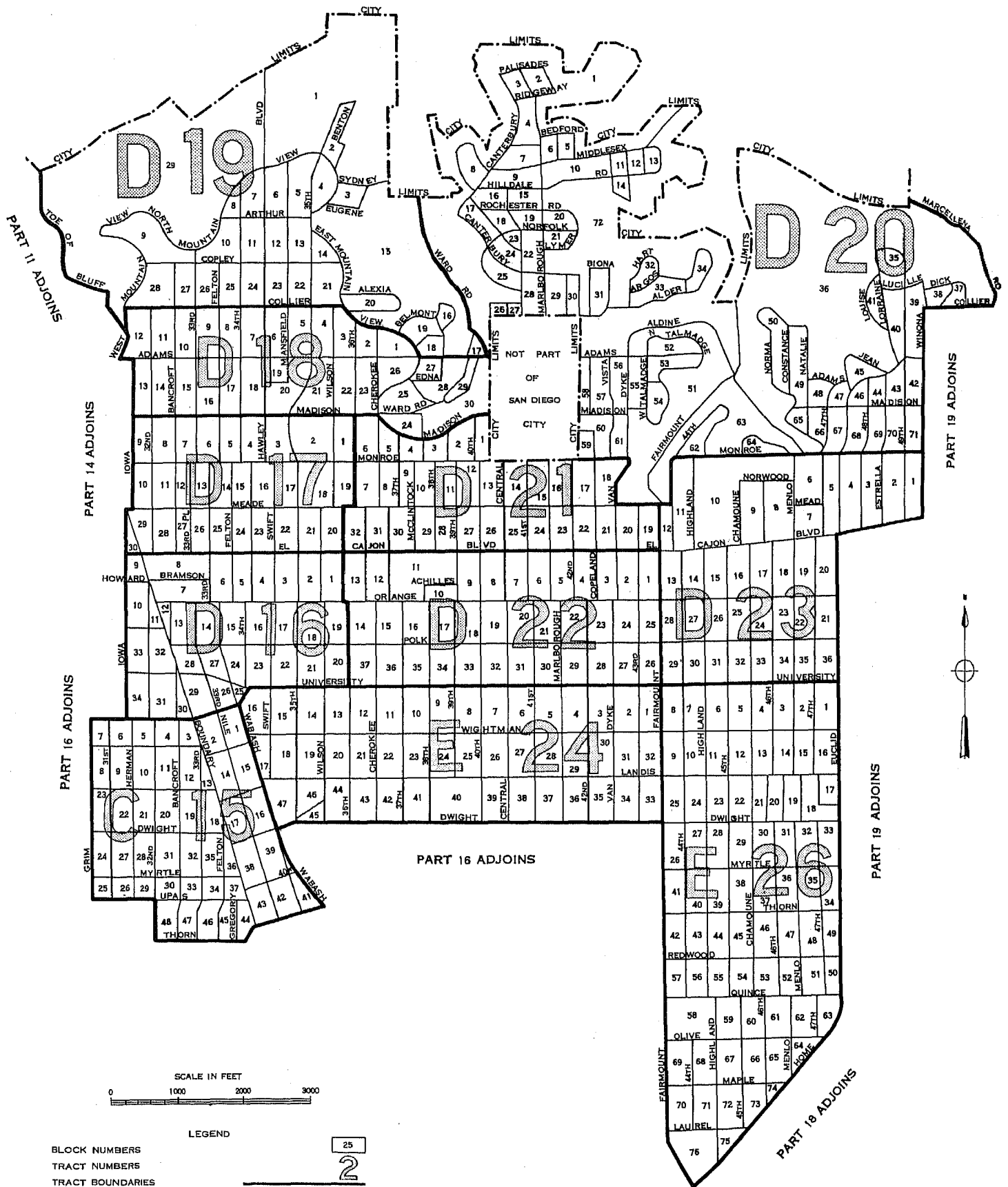


PART 16 ADJOINS

PART 13 ADJOINS

SAN DIEGO, CALIFORNIA, BY CENSUS TRACTS AND BLOCKS: 1950

PART 15 OF 22 PARTS



LEGEND

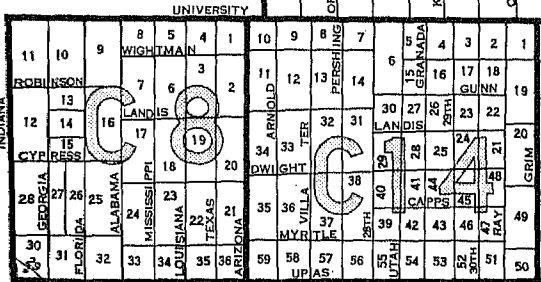
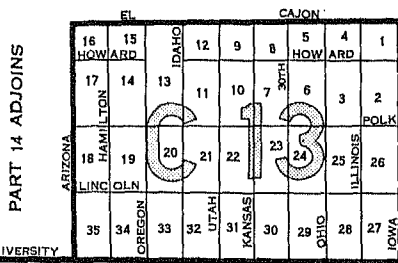
25  
2

BLOCK NUMBERS  
 TRACT NUMBERS  
 TRACT BOUNDARIES  
 U.S. DEPARTMENT OF COMMERCE, BUREAU OF THE CENSUS

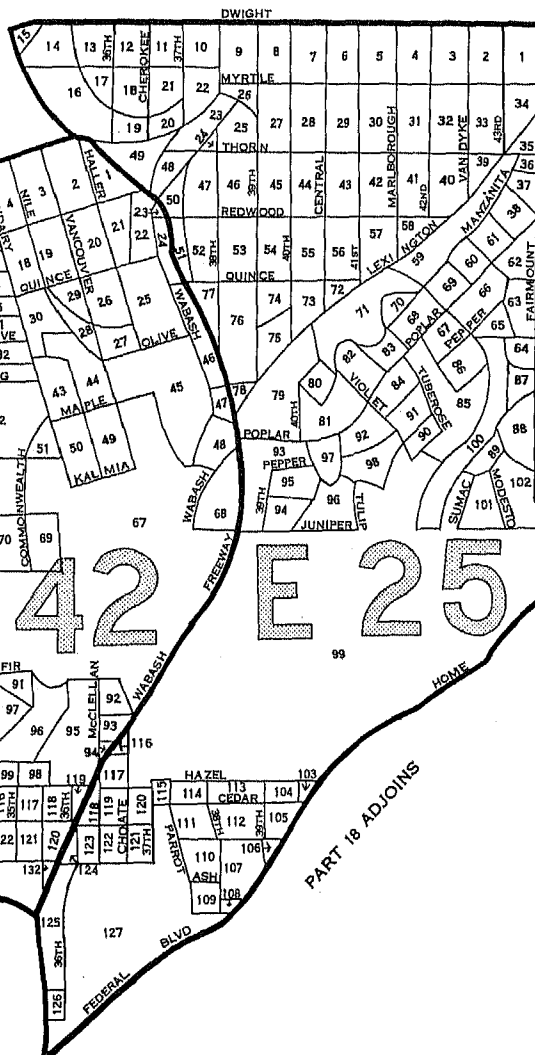
# SAN DIEGO, CALIFORNIA, BY CENSUS TRACTS AND BLOCKS: 1950

PART 16 OF 22 PARTS

## PART 14 ADJOINS

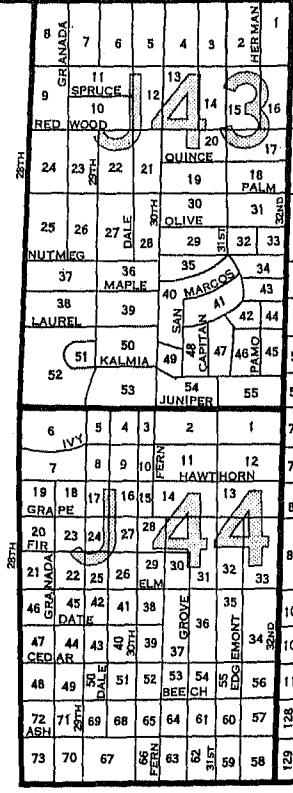


## PART 15 ADJOINS

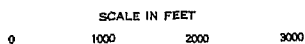


## PART 15 ADJOINS

## PART 14 ADJOINS



## PART 17 ADJOINS



### LEGEND

- BLOCK NUMBERS
- TRACT NUMBERS
- TRACT BOUNDARIES
- U.S. DEPARTMENT OF COMMERCE, BUREAU OF THE CENSUS



SAN DIEGO, CALIFORNIA, BY CENSUS TRACTS AND BLOCKS: 1950

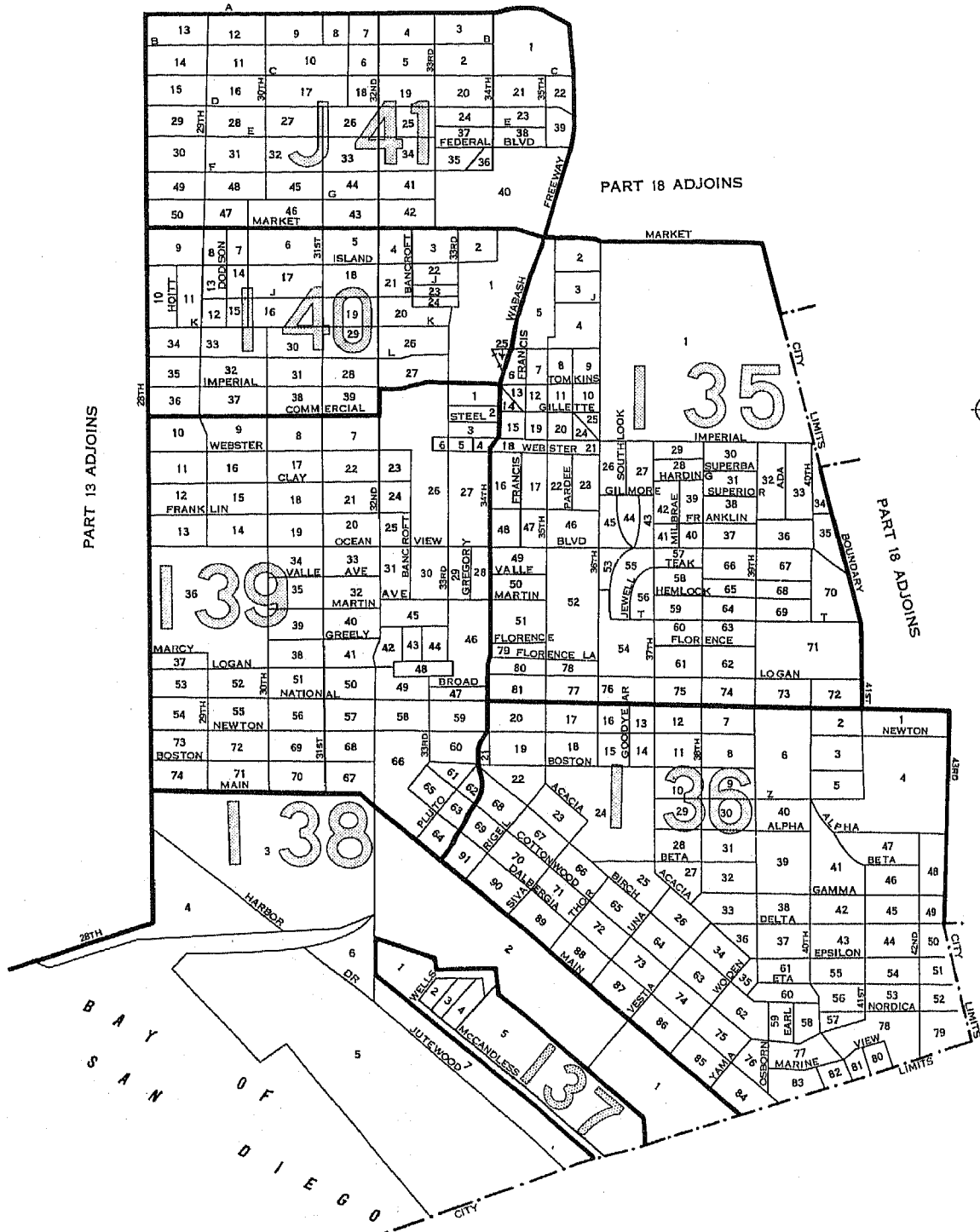
PART 17 OF 22 PARTS

PART 16 ADJOINS

PART 18 ADJOINS

PART 13 ADJOINS

PART 18 ADJOINS



SCALE IN FEET



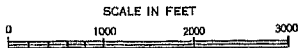
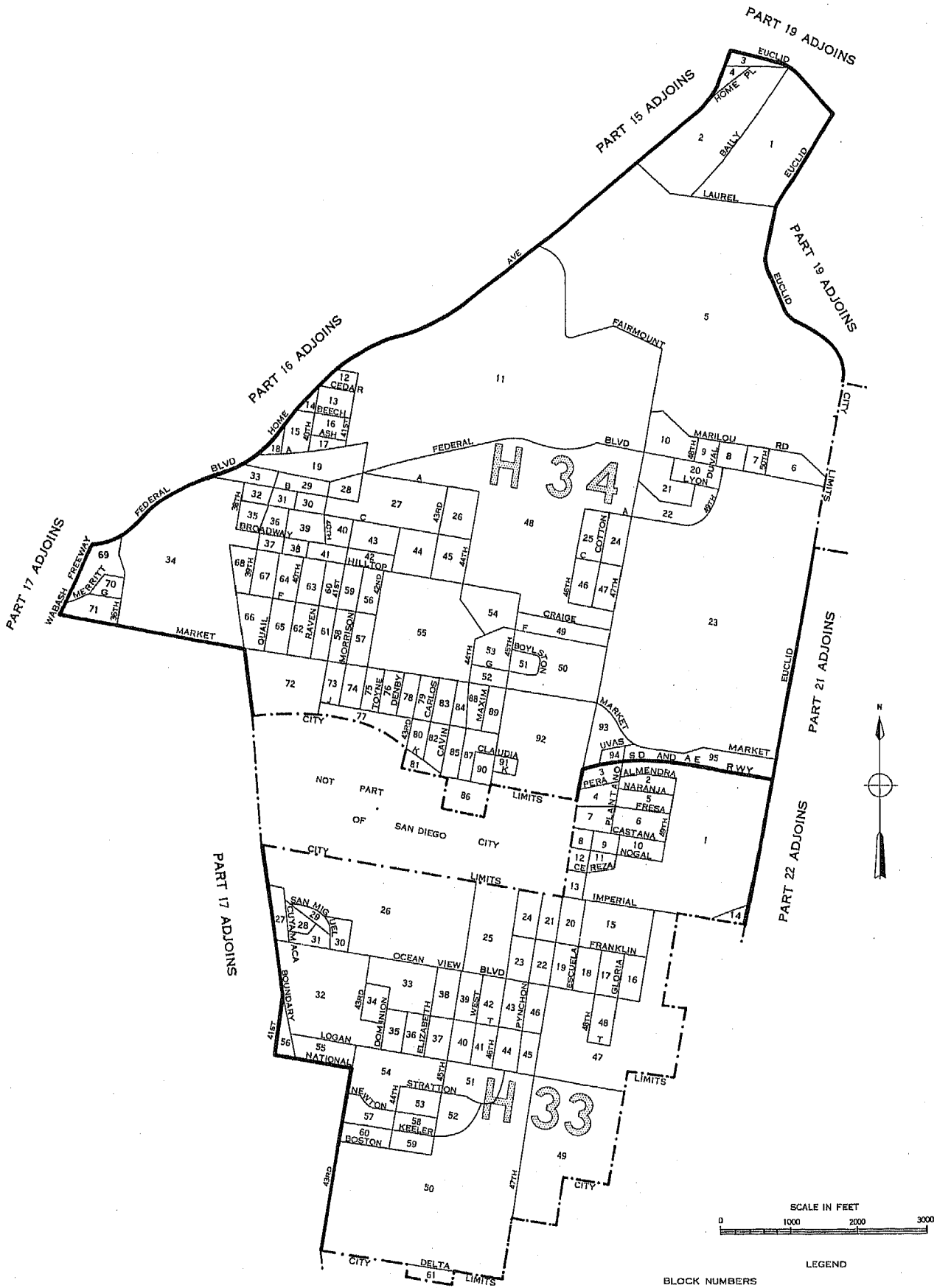
LEGEND

- BLOCK NUMBERS
- TRACT NUMBERS
- TRACT BOUNDARIES
- U.S. DEPARTMENT OF COMMERCE, BUREAU OF THE CENSUS



SAN DIEGO, CALIFORNIA, BY CENSUS TRACTS AND BLOCKS: 1950

PART 18 OF 22PARTS

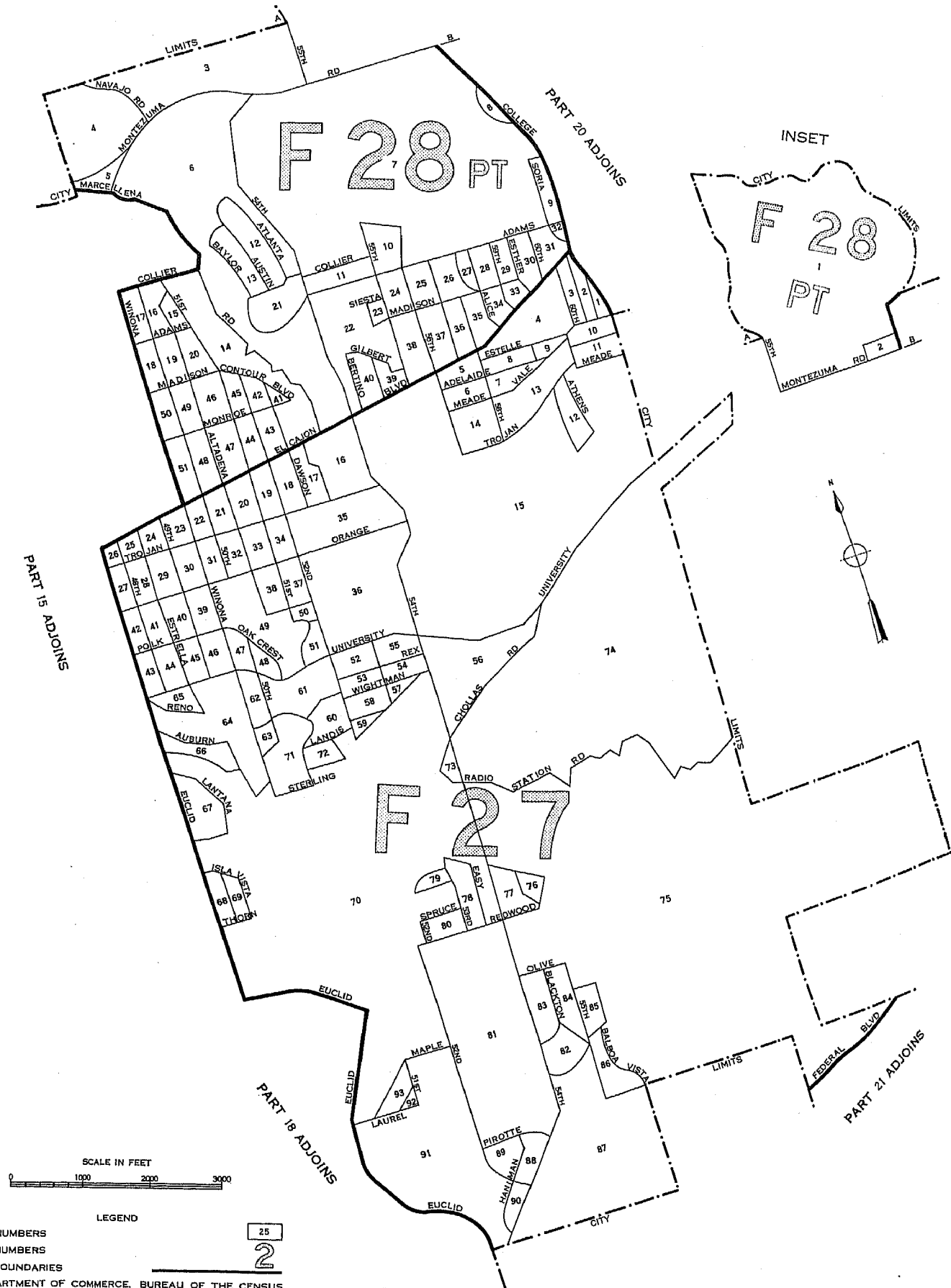


LEGEND

- BLOCK NUMBERS
- TRACT NUMBERS
- TRACT BOUNDARIES
- U.S. DEPARTMENT OF COMMERCE. BUREAU OF THE CENSUS

SAN DIEGO, CALIFORNIA, BY CENSUS TRACTS AND BLOCKS: 1950

PART 19 OF 22 PARTS



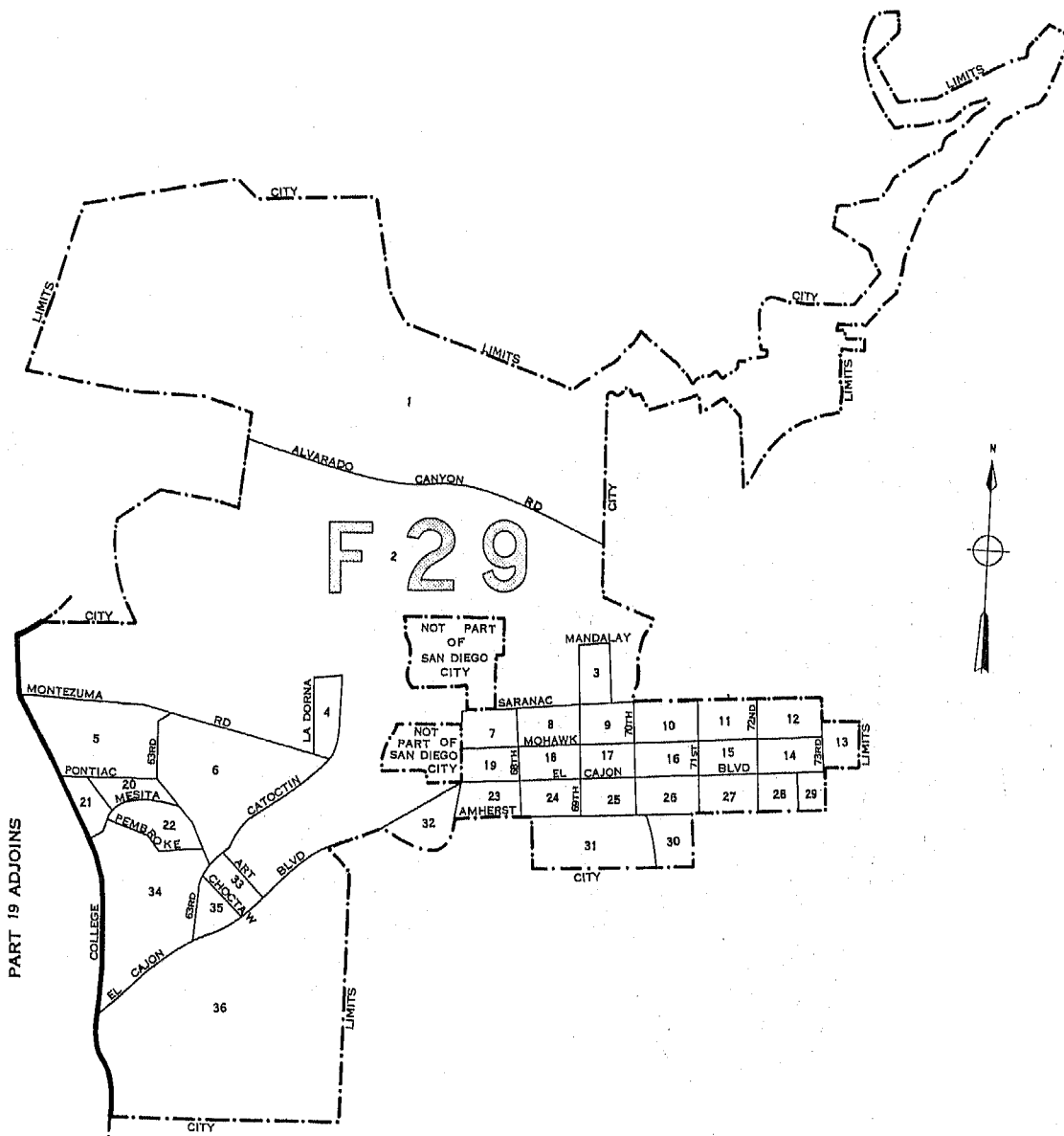
LEGEND

[Number]	25
[Number]	2

BLOCK NUMBERS  
TRACT NUMBERS  
TRACT BOUNDARIES  
U.S. DEPARTMENT OF COMMERCE, BUREAU OF THE CENSUS

SAN DIEGO, CALIFORNIA, BY CENSUS TRACTS AND BLOCKS: 1950

PART 20 OF 22 PARTS



F 29

PART 19 ADJOINS



LEGEND

BLOCK NUMBERS

TRACT NUMBERS

TRACT BOUNDARIES

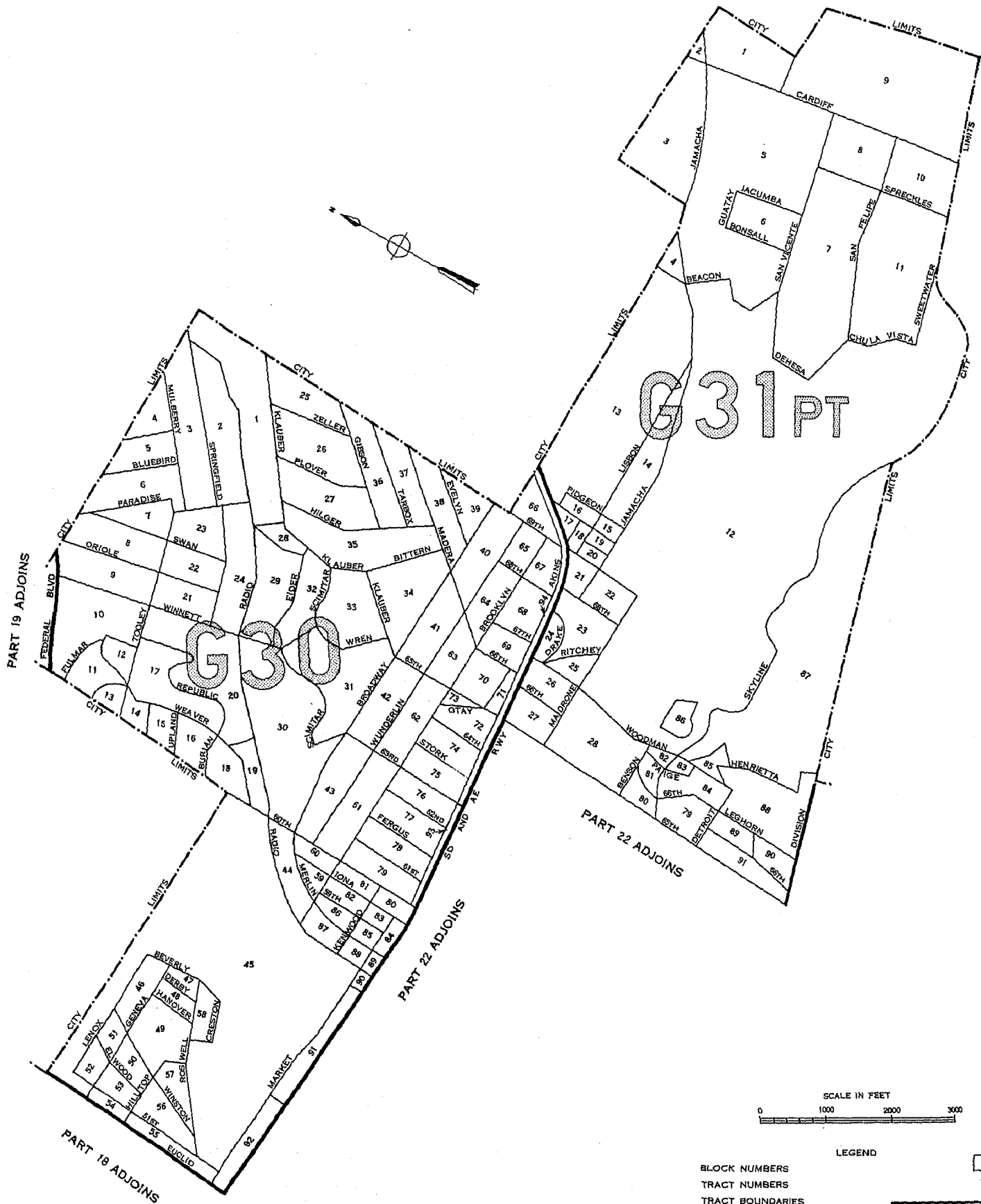
U.S. DEPARTMENT OF COMMERCE, BUREAU OF THE CENSUS

25

2

SAN DIEGO, CALIFORNIA, BY CENSUS TRACTS AND BLOCKS: 1950

PART 21 OF 22 PARTS



LEGEND

BLOCK NUMBERS  
TRACT NUMBERS  
TRACT BOUNDARIES

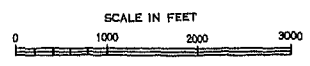
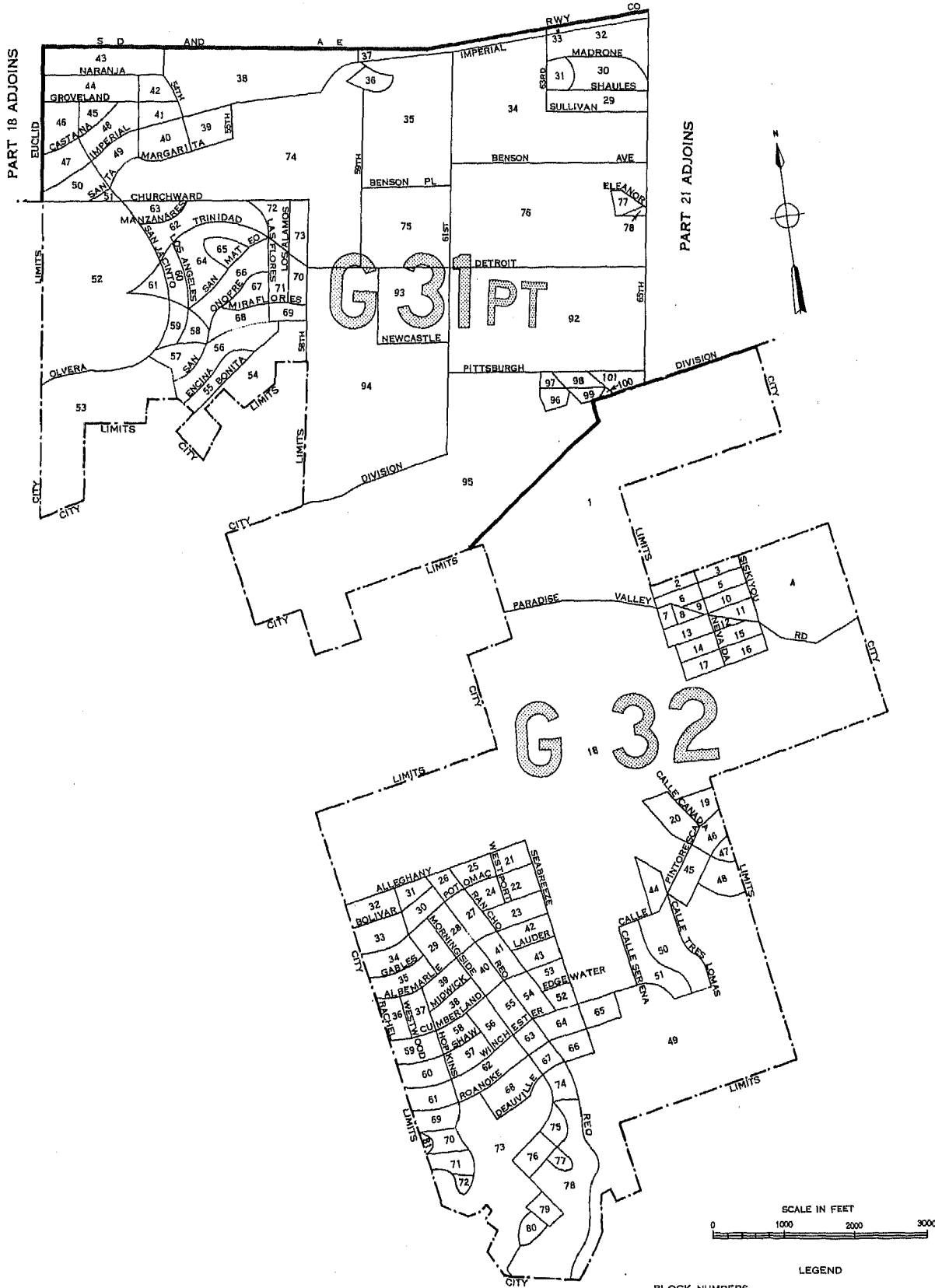
U.S. DEPARTMENT OF COMMERCE, BUREAU OF THE CENSUS

25  
2

SAN DIEGO, CALIFORNIA, BY CENSUS TRACTS AND BLOCKS: 1950

PART 22 OF 22 PARTS

PART 21 ADJOINS



LEGEND


- BLOCK NUMBERS
- TRACT NUMBERS
- TRACT BOUNDARIES

U.S. DEPARTMENT OF COMMERCE, BUREAU OF THE CENSUS

25  
**2**

# 1950 UNITED STATES CENSUS OF HOUSING

U. S. DEPARTMENT OF COMMERCE • BUREAU OF THE CENSUS



**SAN FRANCISCO, CALIF.** **BLOCK  
STATISTICS**

## U. S. CENSUS OF HOUSING: 1950

### Volume

- I General Characteristics
- II Nonfarm Housing Characteristics
- III Farm Housing Characteristics
- IV Residential Financing
- V Block Statistics

Housing statistics for census tracts are to be included in the Population reports on census tracts.

## U. S. CENSUS OF POPULATION: 1950

### Volume

- I Number of Inhabitants
- II Characteristics of the Population

Succeeding volumes will cover the following subjects:

Census Tracts, Nativity and Parentage, Nonwhite Population by Race, Persons of Spanish Surname, Institutional Population, Differential Fertility, Labor Force Characteristics, Occupation, Industry, Income, Internal Migration, Education, Characteristics of Families and Households.

**UNITED STATES CENSUS of HOUSING : 1950**  
U. S. DEPARTMENT OF COMMERCE      BUREAU OF THE CENSUS  
CHARLES SAWYER, Secretary      ROY V. PEEL, Director



**BLOCK STATISTICS**


**SAN FRANCISCO**  
**CALIFORNIA**

*Prepared under the supervision of*  
Howard G. Brunzman, Chief  
*Population and Housing Division*

1950 HOUSING CENSUS REPORT  
VOLUME V, PART 172

UNITED STATES GOVERNMENT PRINTING OFFICE 1952

**BLOCKS • CENSUS TRACTS**







## BUREAU OF THE CENSUS

ROY V. PEEL, *Director*

A. ROSS ECKLER, *Deputy Director*  
HOWARD C. GRIEVES, *Assistant Director*  
CONRAD TAEUBER, *Assistant Director*  
MORRIS H. HANSEN, *Assistant Director for Statistical Standards*  
ROBERT Y. PHILLIPS, *Assistant Director for Operations*  
CALVERT L. DEDRICK, *Coordinator, International Statistics*  
FRANK R. WILSON, *Information Assistant to the Director*

### Population and Housing Division—

HOWARD G. BRUNSMAN, *Chief*  
WAYNE F. DAUGHERTY, *Assistant Chief for Housing*  
ROBERT B. VOIGHT, *Assistant Chief for Operations*  
HENRY S. SHRYOCK, JR., *Assistant Chief for Population*  
EDWIN D. GOLDFIELD, *Program Coordinator*

Quality and Equipment Statistics—Robert C. Hamer, *Chief*  
Inventory Statistics—Carl A. S. Coan, *Chief*  
Developmental Programs—J. Hugh Rose, *Chief*  
Residential Financing—Junia H. Honnold, *Chief*  
Territories and Possessions—Joel Williams, *Chief*  
Statistical Sampling—Joseph Steinberg, *Chief*  
Statistical Procedure—Morton A. Meyer, *Chief*  
Processing Operations—Milton D. Lieberman, *Chief*

Administrative Service Division—WALTER L. KEHRES, *Chief*  
Agriculture Division—RAY HURLEY, *Chief*  
Budget Officer—CHARLES H. ALEXANDER  
Business Division—HARVEY KAILIN, *Acting Chief*  
Field Division—LOWELL T. GALT, *Chief*  
Foreign Trade Division—J. EDWARD ELY, *Chief*  
Geography Division—CLARENCE E. BATSCHLET, *Chief*  
Governments Division—ALLEN D. MANVEL, *Chief*  
Industry Division—MAXWELL R. CONRLIN, *Chief*  
Machine Tabulation Division—C. F. VAN AKEN, *Chief*  
Personnel Division—HELEN D. ALMON, *Chief*

### SUGGESTED IDENTIFICATION

U. S. Bureau of the Census. *U. S. Census of Housing: 1950. Vol. V, Block Statistics, Part 172.*  
U. S. Government Printing Office, Washington, D. C. 1952

For sale by the Superintendent of Documents, U. S. Government Printing Office, Washington 25, D. C.,  
or any of the Field Offices of the Department of Commerce - Price 40 cents

## PREFACE

This report presents statistics on characteristics of dwelling units by blocks for the city. The tabulations are based on data from the 1950 Census of Housing, taken as of April 1, 1950. Authorization for the 1950 Census of Housing as part of the Seventeenth Decennial Census was provided by the Housing Act of 1949, approved July 15, 1949.

The major portion of the information compiled from the 1950 Census of Housing appears in Volume I, *General Characteristics*; Volume II, *Nonfarm Housing Characteristics*; Volume III, *Farm Housing Characteristics*; Volume IV, *Residential Financing*; and Volume V, *Block Statistics*. Volume V consists of separate reports, issued as bulletins for each of the 209 cities which in 1940 or in a subsequent census had a population of 50,000 or more. These reports will not be bound into a single publication.

The subjects covered in both the 1950 and 1940 reports on characteristics of dwelling units by blocks are substantially similar.

This report was prepared under the direction of Howard G. Brunsman, Chief, Population and Housing Division, and Wayne F. Daugherty, Assistant Chief for Housing. Robert C. Hamer, Chief, Quality and Equipment Statistics Section, was in charge of coordinating the content and the format of the report with assistance from Carl A. S. Coan, Chief, Inventory Statistics Section; Floyd D. McNaughton, Chief, Equipment and Facilities Unit; Beulah Washabaugh, Chief, Tenure and Vacancy Unit; and Walter A. Hines. The compilation of the statistics was under the supervision of Robert B. Voight, Assistant Chief for Operations.

The collection of the information on which these statistics are based was under the supervision of Lowell T. Galt, Chief, Field Division. The geographic work, including the assignment of all block numbers and the preparation of maps, was under the supervision of Clarence E. Batschelet, Chief, Geography Division. The data were tabulated under the supervision of C. F. Van Aken, Chief, Machine Tabulation Division.

April 1952.

# SAN FRANCISCO, CALIF.

## CONTENTS

### INTRODUCTION

	Page		Page
General.....	1	Definitions and explanations—Continued	
Related reports.....	1	Condition and plumbing facilities.....	2
Census tracts.....	1	Persons per room.....	2
Use of data.....	1	Color of occupants.....	2
Comparability with 1940 Housing Census data.....	1	Contract monthly rent.....	2
Definitions and explanations.....	1	Value of one-dwelling-unit structures.....	2
Dwelling unit.....	1	Number reporting.....	2
Occupancy and tenure.....	2	Block identification.....	2

### TABLES

	Page
Table 1.—Characteristics of housing for the city: 1950.....	3
Table 2.—Characteristics of housing by census tracts: 1950.....	3
Table 3.—Characteristics of housing for census tracts, by blocks: 1950.....	5

Map of city, by blocks, appears following last page of tables.

# BLOCK STATISTICS

## INTRODUCTION

### GENERAL

Volume V of the Reports on Housing consists of a separate report for each of the 209 cities which in 1940, or in a subsequent census prior to 1950, had a population of 50,000 or more. Each report presents for the city, by blocks, tabulations for a limited number of subjects obtained in the Census of Housing. The subjects in these reports are similar to those in the block statistics supplements to Volume I of the reports of the 1940 Census of Housing. The subjects in this report present the number of dwelling units classified by occupancy and tenure, condition and plumbing facilities, persons per room, color of occupants, average contract monthly rent of renter-occupied and selected vacant units, and the average value of one-dwelling-unit owner-occupied and selected vacant structures. In table 1, the statistics for these subjects are summarized for the city. Table 2 contains the statistics for census tracts. In table 3, the data are presented by blocks within census tracts. Maps identifying the location of each block and the census tract boundaries are a part of this report.

**Related reports.**—Related statistics for this city are contained in the Reports on Housing, Volume I, *General Characteristics*; and in the Reports on Population, Volume I, *Number of Inhabitants*, and Volume II, *Characteristics of the Population*.

The Reports on Housing for each State in Volume I present data on the characteristics of dwelling units for the State by residence (urban, rural nonfarm, and rural farm), for standard metropolitan areas, urbanized areas, counties, for urban places, places of 1,000 to 2,500 inhabitants, and rural-nonfarm and rural-farm dwelling units for each county. Each report includes the following subjects: occupancy, tenure, race of occupants, type of structure, year built, condition and plumbing facilities, water supply, toilet and bathing facilities, number of rooms, number of persons, persons per room, electric lighting, heating equipment, heating and cooking fuels, refrigeration equipment, kitchen sink, radio, television, and, for nonfarm units, the contract monthly rent, gross monthly rent, and value of one-dwelling-unit structures.

Volume I of the Reports on Population shows the 1950 population of each county and of each minor civil division within the county. It also contains figures for each incorporated place, for each unincorporated place with 1,000 or more inhabitants, and for incorporated places of 5,000 or more by wards. A special series of tables presents data for each urbanized area giving the incorporated places and portions of minor civil divisions within it.

Volume II of the 1950 Population Reports contains statistics on the general characteristics of the population. Chapter A of this volume repeats the figures on number of inhabitants as shown in Volume I; Chapter B presents demographic, economic, and social characteristics of the population; and Chapter C gives more detailed cross-classifications for States and large cities and standard metropolitan areas.

**Census tracts.**—Census tracts are small areas into which certain large cities have been subdivided for statistical and local administrative purposes. In most cases the tracts are permanently established, so that comparison may be made from census to census. The boundaries of tracts are established so as to include approximately equal numbers of inhabitants or equal areas; and each tract is designed to represent an area that is fairly

homogeneous in population characteristics. Although the tracted areas of some cities extend into the suburbs, the data shown in this report are restricted to the tracts within the corporate limits of the city.

**Use of data.**—The tabulation of housing characteristics for areas as small as city blocks provides descriptive material of considerable value for technical studies of housing in the city. The statistics will be useful in compiling totals for special types of areas that may be defined to meet the requirements of individual investigators. Users of the data should bear in mind that in practically all cases the data for a given block represent the work of only one enumerator. Consequently, housing characteristics for blocks are subject to a wider margin of error than is to be expected in the figures for tracts or wards which represent returns made by a number of enumerators. Misinterpretation of instructions by one enumerator may cause a significant bias in the statistics for a block even though it may have a negligible effect upon the figures for larger areas. In particular, the enumeration of "condition" depended to a considerable extent upon the judgment of the individual enumerator. Also, failure to indicate the correct block number for a significant number of dwelling units may introduce errors into the block data.

**Comparability with 1940 Housing Census data.**—In the 1940 Census of Housing, reports entitled "Block Statistics" were issued as supplements to the first series of Housing bulletins. These supplements consisted of separate reports for each of the 191 cities which had 50,000 inhabitants or more in 1930.

In the 1950 reports, the block numbers used are different, in most cases, from those used in the 1940 reports. Therefore, to compare 1940 and 1950 data for a given block, it is necessary to locate the block on the maps to obtain the corresponding 1940 and 1950 block numbers.

The subjects in both the 1940 and 1950 reports are substantially similar. However, data on number of structures, year built, and mortgage status have been omitted from the 1950 report. Furthermore, in the 1940 reports average contract or estimated monthly rent was reported for all dwelling units while in 1950 average contract monthly rent is reported for some, and average value for other, dwelling units.

### DEFINITIONS AND EXPLANATIONS

More detailed and complete definitions are presented in Volume I of the Housing Reports.

**Dwelling unit.**—In general, a dwelling unit is a group of rooms or a single room, occupied or intended for occupancy as separate living quarters, by a family or other group of persons living together or by a person living alone.

A group of rooms, occupied or intended for occupancy as separate living quarters, is a dwelling unit if it has separate cooking equipment or a separate entrance. A single room, occupied or intended for occupancy as separate living quarters, is a dwelling unit if it has separate cooking equipment or if it constitutes the only living quarters in the structure. Also, each apartment in a regular apartment house is a dwelling unit even though it may not have separate cooking equipment. Excluded from the dwelling unit count are large rooming houses, institutions, dormitories, and transient hotels and tourists courts.

In the 1940 Census, a dwelling unit was defined as the living quarters occupied or intended for occupancy by one household.

A household consisted of a family or other group of persons living together with common housekeeping arrangements, or a person living entirely alone. However, the enumerator was not explicitly instructed to define rooms as dwelling units on the basis of cooking equipment or separate entrance.

The number of dwelling units in the 1950 Census may be regarded as comparable with the number of dwelling units in the 1940 Census. Some living quarters may have been classified as separate dwelling units in the one census and not in the other. Further, in the 1950 Census, living quarters with five or more lodgers were not tabulated as dwelling units; generally, such quarters were included in the 1940 dwelling unit count. However, the net effect of these changes is probably small.

**Occupancy and tenure.**—Dwelling units are classified by occupancy and tenure into four groups: owner-occupied; renter-occupied; vacant nonseasonal not dilapidated, for rent or sale; and other vacant and nonresident. A dwelling unit is classified as owner-occupied if it was owned wholly or in part by the head of the household or by some related member of his family living in the dwelling unit. All other occupied units are classified as renter-occupied whether or not cash rent was actually paid for living quarters. Rent-free units and living accommodations received in payment for services performed are thus included with the renter-occupied units.

A dwelling unit is considered vacant if no persons are living in it at the time of enumeration. New units not yet occupied were enumerated as vacant dwelling units if construction had proceeded to the extent that all the exterior windows and doors were installed and final usable floors were in place. The classification "Vacant nonseasonal not dilapidated, for rent or sale" is descriptive of the vacant dwelling units reported in this classification. "Other vacant and nonresident" units include all dilapidated and seasonal vacant units as well as the not dilapidated units which were not for rent or sale.

Because of changes in enumeration procedures, the counts of total vacant units in 1940 and 1950 are not strictly comparable. In 1940, vacant units were enumerated if they were habitable; units uninhabitable and beyond repair were excluded from the enumeration. In 1950, units were included regardless of condition if they were intended for occupancy as living quarters. Therefore, no comparison should be made between the data on "vacant nonseasonal not dilapidated, for rent or sale" units from the 1950 Census and data in the 1940 Census reports.

In both censuses, dwelling units occupied entirely by non-residents were included with vacant units not for rent or sale. Trailers, tents, houseboats, and railroad cars which were vacant were excluded from the dwelling unit inventory in both 1950 and 1940.

**Condition and plumbing facilities.**—Data on condition of a dwelling unit are shown in combination with data for selected plumbing facilities and are, therefore, limited to units for which both condition and plumbing facilities are reported. Plumbing facilities include water supply, toilet facilities, and bathing facilities.

The category "with private bath" includes those dwelling units reported with both a flush toilet and a bathtub or shower inside the structure for the exclusive use of the occupants of the unit. The category "no private bath" includes those dwelling units not having private flush toilet or not having private bathing facilities. The "no running water" category includes units with only piped running water outside the structure or with only other sources such as a hand pump.

A dwelling unit is "dilapidated" when it is run-down or neglected, or is of inadequate original construction, so that it does not provide adequate shelter or protection against the elements or it endangers the safety of the occupants.

**Persons per room.**—The number of persons per room has been computed for each occupied dwelling unit by dividing the number

of persons in the dwelling unit by the number of rooms in the dwelling unit. All persons enumerated in the Population Census as members of the household (including lodgers, servants, and other nonrelated persons) are counted in determining the number of persons that occupy the dwelling unit. The number of rooms in the dwelling unit includes all rooms available for living quarters throughout the year. Not counted as rooms are bathrooms, closets, pantries, halls, screened porches, and unfinished rooms in the basement and attic.

**Color of occupants.**—Occupied dwelling units are classified by color of head of household according to the definition used in the 1950 Census of Population. The group designated as "non-white" consists of Negroes, Indians, Japanese, Chinese, and other nonwhite races. Persons who are not definitely Indian or of other nonwhite race are classified as white.

**Contract monthly rent.**—Contract monthly rent is the rent, at the time of enumeration, contracted for by the renter regardless of whether it includes furniture, heating fuel, electricity, cooking fuel, water, or personal services.

Monthly rent for vacant dwelling units is the amount asked for the dwelling unit at the time of enumeration. The average monthly rent relates to renter-occupied dwelling units and vacant nonseasonal not dilapidated units for rent. Dwelling units which are occupied "rent-free" are not included with the units reporting rent.

**Value of one-dwelling-unit structures.**—Average value is shown for owner-occupied dwelling units and vacant nonseasonal not dilapidated units which are for sale only. Value is shown only if the unit is in a one-dwelling-unit structure without business and if it is the only dwelling unit included in the property. The value represents the amount for which the owner estimates that the property, including such land as belongs with it, would sell under ordinary conditions and not at a forced sale. For vacant units, value is the sale price asked by the owner.

**Number reporting.**—Occupancy and tenure are reported for all dwelling units, and color of occupants is reported for all occupied units. The corresponding distributions for these subjects in table 1 are based on all dwelling units and on occupied units, respectively. For all other subjects, the distributions are based on the units for which the specific characteristics are reported, that is, the "Number reporting."

The number of dwelling units for which the enumerator obtained no report on a particular item is shown for the city totals only; however, the number "not reported" can easily be derived for each area in tables 2 and 3 by subtracting the number reporting from the total number of dwelling units (or total occupied).

**Block identification.**—A map or series of maps is included in this report showing block numbers for each block, number and letter designations for tracts, and the names of principal streets.

Blocks are identified by serial numbers, a separate series of numbers being used for each tract. Thus, the location of each block for which data are presented in table 3 may be determined by referring to the tract and block number shown on the map. Similarly, data for a specific block may be located in the table by reference to the map for identification numbers of the tract and block.

If no dwelling units are reported for a block, the block number is not listed in table 3, although it is shown on the map. Dwelling units for which the block number was not reported are indicated in the table by the symbol "NR." Detailed data are not shown for such dwelling units, nor for blocks containing fewer than three dwelling units. Average monthly rent is not shown when the monthly rent was reported for fewer than three dwelling units. Average value is not shown when the value of one-dwelling-unit properties was reported for fewer than three dwelling units. All dwelling units are included, however, in the statistics for the city and for each tract.

Table 1.—CHARACTERISTICS OF HOUSING FOR THE CITY: 1950

Subject			Number	Percent	Subject			Number	Percent
<b>OCCUPANCY AND TENURE</b>					<b>PERSONS PER ROOM</b>				
All dwelling units.....			265,726	100.0	Occupied dwelling units.....			257,734	...
Owner occupied.....			94,594	35.6	Number reporting.....			252,826	100.0
Renter occupied.....			163,140	61.4	1.60 or less.....			246,451	97.5
Vacant nonseasonal not dilapidated, for rent or sale.....			4,116	1.5	1.51 or more.....			6,375	2.5
Other vacant and nonresident.....			3,876	1.5	Not reported.....			4,908	...
<b>CONDITION AND PLUMBING FACILITIES</b>					<b>CONTRACT MONTHLY RENT</b>				
All dwelling units.....			265,727	...	Renter-occupied, and vacant nonseasonal not dilapidated units, for rent—Number reporting.....			156,231	...
Number reporting.....			257,615	100.0	Total contract monthly rent..... dollars..			6,965,132	...
With private bath, not dilapidated.....			231,334	89.8	Average monthly rent..... dollars..			44.58	...
No private bath with running water, not dilapidated.....			19,650	7.6	<b>VALUE OF ONE-DWELLING-UNIT STRUCTURES</b>				
No running water or dilapidated.....			6,631	2.6	Owner-occupied, <sup>1</sup> and vacant nonseasonal not dilapidated units, for sale only—Number reporting.....			67,344	...
Condition or plumbing facilities not reported.....			8,112	...	Total value or sale price..... dollars..			822,188,700	...
No private bath or dilapidated.....			26,281	10.2	Average value..... dollars..			12,209	...
<b>COLOR OF OCCUPANTS</b>									
Occupied dwelling units.....			257,734	100.0					
White.....			236,151	91.6					
Nonwhite.....			21,583	8.4					

<sup>1</sup> Restricted to 1-dwelling-unit properties.

Table 2.—CHARACTERISTICS OF HOUSING BY CENSUS TRACTS: 1950

Census tract	All dwelling units by occupancy and tenure					All dwelling units by condition and plumbing facilities			Occupied dwelling units			Contract monthly rent <sup>1</sup>		Value <sup>2</sup> of one-dwelling-unit structures		
	Total	Owner occupied	Renter occupied	Vacant nonseasonal not dilap., for rent or sale	Other vacant and non-resident	Number reporting	No private bath or dilap.	No running water or dilap.	Total	Persons per room	Occupied by non-white	Number reporting	Average monthly rent (dollars)	Number reporting	Average value (dollars)	
<b>TOTAL</b>	265726	94594	163140	41116	3876	257615	26281	6631	257734	252826	6375	21583	156231	4458	67344	12,209

<sup>1</sup>For renter-occupied dwelling units and vacant nonseasonal not dilapidated units, for rent.

<sup>2</sup>For owner-occupied dwelling units and vacant nonseasonal not dilapidated units, for sale only.











HOUSING—BLOCK STATISTICS

Table 3.—CHARACTERISTICS OF HOUSING FOR CENSUS TRACTS, BY BLOCKS: 1950—Con.

Census tract	Block	All dwelling units by occupancy and tenure					All dwelling units by condition and plumbing facilities			Occupied dwelling units			Contract monthly rent <sup>1</sup>		Value <sup>2</sup> of one-dwelling-unit structures		
		Total	Owner occupied	Renter occupied	Vacant non-seasonal not dilap., for rent or sale	Other vacant and non-resident	Number reporting	No private bath or dilap.	No running water or dilap.	Total	Persons per room		Number reporting	Average monthly rent (dollars)	Number reporting	Average value (dollars)	
											Number reporting	1.51 or more					Occupied by non-white
A-12	6	347	42	290	5	9	337	66	2	332	320	2	265	59.38	1		
	7	414	106	309	3	22	410	3	3	409	404	1	377	49.22			
	8	183	66	117	3	1	179	3	1	179	177	3	172	57.24			
	9	160	55	105	4	3	145	5	1	145	145	3	430	46.70			
	10	295	43	252	1	3	293	114	1	280	280	10	281	55.17			
A-13	1	181	74	107	21	1	175	129	1	159	157	31	162	19.24	1	8,750	
	2	107	33	74	3	3	104	29		101	100	15	92	29.93			
	3	121	33	88	1	2	117	38	3	102	101	8	92	31.52			
	4	131	18	113	1	2	128	33		128	124	15	96	32.56			
	5	165	110	55			165	8	1	165	164	23	147	38.80			
	6	81	10	71	1	2	76	43		78	75	6	62	22.87			
	7	123	6	117			121	3		118	115	29	55	22.80			
	8	156	5	151	1	2	155	101		152	150	11	112	27.20			
	9	289	28	261	1	2	279	34	14	286	283	27	130	40.10			
	10	203	5	198	5	2	200	196	46	186	184	19	183	19.55			
A-14	1	301	3	298	15	15	295	237	2	271	267	13	279	20.73			
	2	53	11	42	5	2	45	40		46	46	1	43	12.81			
	3	167	11	156	4	13	162	45		150	150	14	150	29.20			
	4	55	5	50	3	2	53	75	84	54	54	17	53	17.66			
	5	77	2	75	3	2	76	71	1	74	72	3	73	13.39			
A-15	1	20	6	14			20	14	10	20	21	5	19	21.02	2		
	2	140	1	139	2	1	138	55	53	140	140	13	134	22.29			
	3	68	2	66	2	1	68	18		68	68	2	68	15.26			
	4	227	1	226	1	10	242	55		227	220	22	243	22.43			
	5	184	2	182	1	10	175	55		186	182	11	181	31.27			
A-16	1	20	2	18			20	2	10	20	20	3	19	18.78			
	2	26		26			26	24	24	26	22	5	21	16.66			
	3	24		24			24	24	24	24	22	3	21	34.38			
	4	8		8			8	7	7	8	5	7	40.00				
	5	11	2	9		1	10	2		10	10	3	7	71.66			
	6	25		25			25	23		25	25	2	22	29.54			
	7	11		11			11	10		11	11	2	10	29.50			
	8	48	5	43	4	1	45	8		48	45	3	39	32.58			
	9	43		43			43	28		43	43	3	35	32.48			
	10	31		31			31	28		31	29	6	35				
A-17	1	4	1	3			2			4	2		1		1		
	2	5		5			5	2		5	5	2	4	5			83.20
	3	46		43	1	2	39	8		43	43	4	38	35.34			
	4	16		16		1	16	10		16	16	1	16	41.43			
	5	13		12			10	8		12	11	2	10	40.60			
	6	2		2			2			2	2		2				
	7	1		1			1			1	1		1				
	8	1		1			1			1	1		1				
	9	1		1			1			1	1		1				
	10	3		3			3			3	3		3				
A-17	1	21	1	20			20	1		21	20	2	19	64.47			
	2	199	3	196	1	2	188	61		197	191	17	184	42.72			
	3	291		288	1	3	281	20		282	276	6	276	45.13			
	4	114	1	113			107			110	107	4	103	45.48			
	5	3		3			3			3	3		3				
	6	1		1			1			1	1		1				
	7	31	3	28			26			27	22	2	22	42.50			

<sup>1</sup>For renter - occupied dwelling units and vacant nonseasonal not dilapidated units, for rent.  
<sup>2</sup>For owner - occupied dwelling units and vacant nonseasonal not dilapidated units, for sale only.

Table 3.—CHARACTERISTICS OF HOUSING FOR CENSUS TRACTS, BY BLOCKS: 1950—Con.

Census tract	Block	All dwelling units by occupancy and tenure					All dwelling units by condition and plumbing facilities			Occupied dwelling units			Contract monthly rent <sup>1</sup>		Value <sup>2</sup> of one-dwelling-unit structures		
		Total	Owner occupied	Renter occupied	Vacant non-seasonal not dilap., for rent or sale	Other vacant and non-resident	Number reporting	No private bath or dilap.	No running water or dilap.	Total	Persons per room		Occupied by non-white	Number reporting	Average monthly rent (dollars)	Number reporting	Average value (dollars)
											Number reporting	1.51 or more					
A-17	39 40 58 59	3 2 1 1	2	1					3								
A-18	1 2 3 4 5 6 7 8 9	343 313 381 438 396 241 148 32	27 14 5 5 19 17 1	305 294 376 388 217 130 4	11 5 2 3 3 1	5 5 1 1 1 1	384 370 429 482 237 141 4	1 2 2 2 2 3	1 6 1 2 1	332 308 381 435 391 236 147 5 31	314 301 378 431 382 231 143 2	1.5 1.5 1.1 1.4 1.1 1.4 1	3 1 1 4 4 2	307 282 360 424 375 208 125 26	59.95 46.15 47.63 45.08 50.20 54.21 73.35	1	
A-19	1 2 3 4 5 6 7 8 9 10 11 12	499 275 104 421 15 23 17 26 44 231	3 8 1 1 1 4 3 3	490 258 99 41 5 22 17 255 431	4 1 2 2 4 6	2 2 2 1 1	493 259 104 41 5 20 17 258 429	22 12 10 10 1 17 1 25	5 11 2 1 1 4	493 266 100 42 5 23 17 259 434	489 260 100 41 5 21 17 257 433	7 2 1 1 1 5 4	8 1 1 2	477 239 97 40 5 20 17 247 420	44.62 41.27 38.60 38.47 32.00 27.35 44.88 36.00 40.96		
A-20	1 2 3 4 5 6 7 8 9 10 11 12 13 14 15 16 17 18	564 201 168 117 59 53 106 277 420 514 388 15 16 76 48	4 5 1 2 1 1 1 6 3 9 4 4 1 1 1 1	556 193 167 115 55 53 102 267 412 491 378 17 63 74 46	3 1 1 2 1 2 2 3 7 5 1 3 2	1 1 1 2 1 1 1 2	519 193 165 116 54 54 105 275 408 509 385 19 68 76 48	24 13 2 5 1 3 6 14 17	1 1 1 1 1 4 1 1 1	560 198 167 116 57 56 103 273 417 500 382 17 64 74 46	551 197 165 114 53 56 103 265 412 498 378 17 64 74 46	7 3 2 1 1 1 2 9 3 6 11 1 2 1 1	3 3 1 1 1 2 4 2 4 6 6 1 1 1	536 188 166 112 49 54 99 250 394 481 373 17 63 73 44	44.89 41.89 46.36 38.31 36.75 48.20 36.36 41.48 48.55 47.97 47.00 43.37 52.29 38.90 30.15 33.70		
A-21	1 2 3 4 5 6 7 8 9 10 11 12 13 14 15	2 45 2 265 53 274 345 71 7 9 4 11 1 292 500	3 3 2 2 4 4 1 2 6	44 244 52 289 337 17 68 7 7	3 3 3 5 1 1 2	1 15 1 1 6 6	39 251 50 271 339 63 64 9	17 6 1 3 1 1	1 1 1 1 1	44 247 52 271 339 64 69 7	38 239 52 266 336 59 63 7	6 3 1 1	1 1 1 1	38 245 51 268 332 16 59 9	56.21 62.50 45.27 57.63 43.04 80.50 90.08 148.33		
A-22	1 2 3 4 5 6 7 8 9 10 11 12 13	43 108 26 345 320 91 155 110 24	1 1 1 2 3 3 1 1	35 227 227 117 88 15 10 10 2	1 1 5 1 2 2 5	6 15 14 12 2 2 3	42 101 24 332 304 88 5 150 108 24	1 32 1 34 1 26 5 3 10	1 14 8 17 1 2 2	36 81 26 326 317 88 5 154 102 24	35 79 26 320 307 87 5 152 101 24	3 1 1 8 3 3 2 1	1 1 1 8 2 3 1	32 87 22 321 301 85 5 151 105 23	43.68 40.16 32.72 37.88 46.98 47.95 30.00 52.84 34.14 51.26		
A-23	1 2 3 4 5 6 7 8 9	186 200 145 112 127 62 71 227	1 1 2 2 3 3 3 4	184 196 142 107 120 62 71 220	1 3 2 3 4	179 199 144 111 127 62 71 216	2 5 7 1 23	185 197 143 109 120 62 71 223	178 197 142 108 120 62 71 215	1 2 8 6 2 2 1 2	169 194 137 105 120 60 67 209	40.64 42.78 24.72 49.21 28.74 34.45 44.62 39.40					

<sup>1</sup>For renter - occupied dwelling units and vacant nonseasonal not dilapidated units, for rent.  
<sup>2</sup>For owner - occupied dwelling units and vacant nonseasonal not dilapidated units, for sale only.

## HOUSING—BLOCK STATISTICS

Table 3.—CHARACTERISTICS OF HOUSING FOR CENSUS TRACTS, BY BLOCKS: 1950—Con.

Census tract	Block	All dwelling units by occupancy and tenure					All dwelling units by condition and plumbing facilities			Occupied dwelling units				Contract monthly rent <sup>1</sup>		Value <sup>2</sup> of one-dwelling-unit structures	
		Total	Owner occupied	Renter occupied	Vacant non-seasonal not dilap., for rent or sale	Other vacant and non-resident	Number reporting	No private bath or dilap.	No running water or dilap.	Total	Persons per room		Occupied by non-white	Number reporting	Average monthly rent (dollars)	Number reporting	Average value (dollars)
											Number reporting	1.51 or more					
A-23	10	222		219	3	1	218	1	1	219	215	3	1	207	39.15		
	11	110	3	105			101	2		108	100	1		94	37.71		
	12	191		191	1		190	1		191	189	3		187	40.52		
	13	89	2	86		1	87			88	86			83	36.89		
	17	53	1	52			48			53	48	2		47	48.14		
	19	1															
	20	86	2	83	1		81			85	82			81	45.93		
	21	120		120			119	9		120	119		2	110	40.16		
	23	1															
	26	1															
	29	25	1	23		1	24			24	23	1		23	48.65		
	33	39	1	35	3		34			36	31			33	36.18		
B-1	1	61	1	57		3	58			58	56			56	92.42		
	6	18					18			18	18					18	43.055
	7	56	18	24			54			53	53			28	97.67	16	38.593
	8	44	24	26	2	1	43			43	43			26	102.30	8	34.000
	9	40	18	19		1	40		1	37	37	2		39	84.52	16	30.125
	10	138	26	111		1	138	1	1	137	136			107	74.33	1	
	11	182	19	161	2		182			180	179	1		154	60.61	3	21.266
	12	67	30	36		1	58			66	66			34	72.41	18	29.222
	13	120	47	71	2		99			118	117			69	60.14	30	19.650
	14	89	8	80	1		89			88	86			81	71.41	2	
	15	98	17	81			97			98	94	1		78	61.10	10	21.800
	16	62	12	50			61			62	62			50	28.76	7	20.857
	17	51	26	25			43			51	48			23	68.76	7	20.857
	18	61	26	35	1		58			60	60			35	64.78	15	17.066
	19	122	22	100		1	122	1	1	122	122			98	66.51	10	20.500
	20	127	22	98		1	127			126	126			97	56.97	5	26.600
	21	220	22	198		1	169			220	218	4		97	61.70	8	20.875
	22	127	22	102			126			127	126	1		187	60.08	3	22.333
	23	43	15	28	1		42			42	42	1		26	77.84	6	19.333
	24	32	8	22	1	1	32			30	30			21	73.04	5	26.100
	25	71	9	61	1	1	70	1	1	70	70			59	65.76	9	26.277
	26	14	6	8			14			14	14			8	81.37	1	
	27	92	20	71	1	1	92			91	91			6	74.40	8	26.562
	28	160	24	134	1	1	159	1	1	158	156			130	60.82	9	20.444
	29	117	21	96			112			117	114			92	53.97	15	18.000
	30	69	26	43			63			69	68			41	60.34	10	19.300
	31	57	23	34			51			57	57			30	46.60	12	17.416
	32	20	12	8			19			20	20			7	66.71	9	16.555
	33	180	35	143		2	179	2	2	178	178			139	57.97	2	
	34	87	23	64			87			87	87			63	59.39	7	25.428
	35	305	27	274	3	1	303	2	1	301	300	1		264	55.51		
B-2	2	123	15	105	1	2	122			120	119			99	73.61	10	34.500
	3	91	22	65			89	1	1	91	90	1		61	80.11	7	40.000
	4	60	30	30			60			60	59			28	69.67	21	37.619
	5	17	14		3		17			14	14			1		13	37.846
	7	19	8	11			19			19	19			10	71.00		
	8	49	23	24	2		48			47	44			24	86.12	14	28.035
	9	189	20	169			185	2	2	189	184			163	63.63	5	23.700
	10	113	28	83	1	1	111	1	1	111	111			79	56.20	19	16.852
	11	47	9	38			45			47	45	1		34	59.97	2	
	12	137	25	111	1		136			136	136			110	66.63	9	17.555
	13	100	25	73	2		100			98	98			71	70.11	11	39.545
	16	83	31	51	1		83			82	82			50	67.90	19	37.157
	17	147	26	120	1		147	1	1	146	146	1		118	59.02	7	21.442
	18	123	30	91	1	1	122			121	121			91	53.31	10	19.500
	19	149	26	122	1		146			148	148	1		122	57.09	1	
	20	137	23	113		1	137			136	136			111	65.42	4	36.250
	21	99	24	75			98			99	99	1		70	62.97	9	30.444
	22	35	29	4	2		35			33	33			4	12.450	29	32.551
	23	1															
	24	14	12	2			14			14	14			2		12	31.500
	25	95	36	58		1	91			94	94		1	55	66.20	21	26.904
	26	145	26	118	1	6	143			144	143			112	53.29	1	
	27	176	14	164			174			168	168	1		158	51.87		
B-3	1	11	3	8			11			11	11	1		8	39.87		
	2	74		65	1		74			73	73			66	48.25	2	
	3	59	13	46			58	1	3	59	59		1	42	43.16	5	14.000
	4	98	13	81		4	96			94	92	2		77	45.94		
	5	89	12	77			88			89	89			74	55.10	1	
	6	52	13	37		2	50			50	49			30	72.46	6	26.000
	7	18	5	13			18			18	18			13	77.84		
	8	54	18	34	1		54			52	52	1		32	53.71	8	17.562
	9	79	10	66	1	1	79	1	1	76	75	2	2	63	36.46	4	15.750
	10	96	26	64	4		96			90	90	1		58	49.17	8	21.000
	11	58	14	44			58			58	58			38	58.50	3	21.666
	12	86	13	71	2		86	3	1	84	84	1	1	69	48.68	5	14.000

<sup>1</sup>For renter - occupied dwelling units and vacant nonseasonal not dilapidated units, for rent.<sup>2</sup>For owner - occupied dwelling units and vacant nonseasonal not dilapidated units, for sale only.

Table 3.—CHARACTERISTICS OF HOUSING FOR CENSUS TRACTS, BY BLOCKS: 1950—Con.

Census tract	Block	All dwelling units by occupancy and tenure					All dwelling units by condition and plumbing facilities			Occupied dwelling units			Contract monthly rent <sup>1</sup>		Value <sup>2</sup> of one-dwelling-unit structures		
		Total	Owner occupied	Renter occupied	Vacant non-seasonal not dilap., for rent or sale	Other vacant and non-resident	Number reporting	No private bath or dilap.	No running water or dilap.	Total	Persons per room		Number reporting	Average monthly rent (dollars)	Number reporting	Average value (dollars)	
											Number reporting	1.51 or more					Occupied by non-white
B-3	13	63	14	49		62	3	2	63	63		1	47	43.80	5	10,400	
	14	57	22	35		55			57	56			34	53.55	2		
	15	14	1	13		14			14	14			12	54.75			
	16	54	14	40		54	1	1	54	54		1	37	42.51	4	7,000	
	17	38	10	26	2	38			36	36			26	37.30	5	6,600	
	18	63	4	59		61			63	63	1	13	57	36.40			
	19	116	23	88	3	115			111	110	1	3	86	46.76	7	12,857	
	20	49	17	31		48			48	48			29	52.44	11	30,909	
	21	56	27	29		56			56	56			28	61.17	15	22,733	
	22	77	23	54		77			77	77			48	65.29	10	27,100	
	23	65	29	33	2	65			62	62	2	2	31	67.06	12	19,916	
	24	81	15	63	2	80	1	1	78	78			59	1,421.62	15	23,600	
	25	50	22	27		50	1	1	49	49			27	59.51	10	26,566	
	26	82	25	56		82			81	81			54	66.06	10	22,253	
	27	49	22	26		49			48	48			24	65.39	13	24,473	
	28	45	18	27		45			45	45			23	53.33	9	34,722	
	29	70	22	47	1	68			69	69			45	76.53	16	23,156	
	30	120	18	102		114	13	5	120	117	2	2	100	42,218.82	3	15,000	
	31	55	10	45		52			55	54		1	41	52.73	1		
	32	97	19	78		94			97	95			74	62.31	5	23,400	
	33	40	23	16	1	40			39	39			15	96.13	14	33,214	
	34	44	18	26		43			44	43	1	1	21	127.93	15	35,300	
	35	67	17	49	1	66			66	65			44	126.02	10	28,000	
	36	48	25	21	2	48			46	46			17	70.82	13	32,884	
	B-4	1	121	21	97	1	114	1	1	118	118			90	55.86	1	
		2	132	20	110	1	123			130	127			103	56.54		
		3	163	18	145		152	1		163	161	1	1	138	60.28	1	
		4	71	7	63		69			70	70			61	58.80	1	
		6	151	24	124	2	147			148	146			118	53.50	2	
		7	115	29	85	1	110			114	113			77	51.76		
		8	112	32	78	1	110			110	110			78	54.92	8	16,312
		9	167	16	151		154			167	161			141	52.17		
		10	155	15	139	1	148			154	153			139	51.38	1	
		11	129	23	98	7	128	2	2	121	120	1		100	75.66	4	15,750
		12	156	28	123		155	1	1	151	150			115	45.54	4	18,750
		13	121	11	84	1	107	5	2	95	95	1	1	78	43.97	1	
14		73	8	64		72	3	2	72	70			62	51.35	4		
15		35	6	26		35	5	5	32	31			32	41.28	3	11,666	
16		39	7	32		38			39	39			32	39.87	1		
17		66	14	51	1	66	1	1	65	65	2	2	51	57.54	1		
18		43	14	28		42			42	41			26	46.23	6	13,000	
19		4	1	3		4			4	4			4	42.00			
20		10	4	5		10			9	9			3	22.40	1		
21		38	7	29	1	34	2	2	36	34			27	76.18			
22		57	4	51	1	56			55	55	1	2	50	47.32	2		
23		79	23	55	1	78			78	76	1	1	52	39.50	11	12,818	
24		69	14	55		66	1	1	68	66			44	55.47	2	11,666	
25		119	12	106		107			118	117			103	42.48	2		
26		80	12	66	1	79	1	1	77	76	1		64	47.81	3	18,666	
27		156	12	144	1	133	1	1	133	132	1		118	80.21	1		
28		207	8	181	1	203	47	47	204	201	3	3	188	59.19	1		
29		132	24	101	5	131	23	23	125	124	1	1	102	46.05	6	11,916	
30		125	19	101	5	121			124	124			102	43.00			
31		89	28	58	1	85	10		86	85	2	11	57	39.40	4	9,875	
32		69	21	44		66			65	63	3	3	38	42.57	8	12,000	
33		48	14	33		40	1	1	47	47			33	39.30	2		
34		32	12	20		24			32	24			16	33.06	2		
35		44	17	27		34			44	35			20	39.35	2		
36		53	12	41		40			53	48	1	1	38	42.60	1		
B-5		1	90	12	78		90	2		90	89			72	48.91	1	
	2	143	24	118	1	133	1		142	138	1	1	109	47.73	2		
	3	89	13	74		81			87	81			70	42.60	6	17,000	
	4	72	16	56		71	8	7	72	71	3	10	55	34.90	3	10,333	
	5	77	19	57		77	3	3	74	76			57	39.96	3	10,000	
	6	87	20	64	1	84	7	3	84	83	1	1	66	40.77	4	7,500	
	7	60	21	38	3	60			59	56			39	46.46	5	13,600	
	8	130	21	105	3	122	41	1	126	121	2	2	105	41.39			
	9	111	29	78	3	104	6		107	93			79	64.72	9	20,555	
	10	134	40	88	4	131	3	3	128	126	3	2	87	54.43	3	13,000	
	11	114	9	102	2	111			111	110			99	66.51	7	12,428	
	12	133	20	108	4	131	1	1	128	127	2	2	104	63.18	5		
	13	87	27	59		86			86	83			54	41.10	3	10,000	
	14	69	9	56	2	63			65	62			54	65.62	5	23,333	
	15	15	2	13		15	1	1	15	15			7	45.75	1		
	16	90	14	76		89			90	89			86	45.75	1		
	17	105	13	87	4	105	9	2	100	100	4	1	86	50.43	5	20,700	
	18	90	15	70		87			85	85			79	79.34	6	20,666	
	19	71	20	50		70	1	1	71	67			47	66.61	11	27,272	
	20	126	37	86	2	126			123	123	1	1	79	105.79	3	13,333	
21	112	20	87	4	110	7	1	107	106	1	1	86	70.48	3	50,000		
22	92	21	67		86	4	4	88	84			62	69.77	5	20,200		
23	80	10	70		78			80	78			67	64.92	4	33,750		

<sup>1</sup>For renter - occupied dwelling units and vacant nonseasonal not dilapidated units, for rent.  
<sup>2</sup>For owner - occupied dwelling units and vacant nonseasonal not dilapidated units, for sale only.









Table 3.—CHARACTERISTICS OF HOUSING FOR CENSUS TRACTS, BY BLOCKS: 1950—Con.

Census tract	Block	All dwelling units by occupancy and tenure					All dwelling units by condition and plumbing facilities			Occupied dwelling units			Contract monthly rent <sup>1</sup>		Value <sup>2</sup> of one-dwelling-unit structures	
		Total	Owner occupied	Renter occupied	Vacant non-seasonal not dilap., for rent or sale	Other vacant and non-resident	Number reporting	No private bath or dilap.	No running water or dilap.	Total	Persons per room	Occupied by non-white	Number reporting	Average monthly rent (dollars)	Number reporting	Average value (dollars)
E-3	2	116	63	52		1	113		115	115		2	51	57.21	41	15,292
	3	36	31	5			35		36	36			4	33.25	28	13,625
	4	93	44	45	2	2	91	1	89	88		1	46	55.23	17	10,729
	5	70	38	31		1	70		69	69			31	50.87	27	10,314
	6	91	22	67		2	86		89	86			59	53.22	7	10,785
	7	149	36	108		5	146		144	141	1		103	56.70	11	11,045
	8	92	27	64		1	91		91	91		1	63	47.76	14	13,642
	9	83	38	41	1	3	81	2	79	79	1	1	42	51.64	23	14,326
	10	70	42	26	1	1	69		68	67		4	24	54.08	32	11,625
	11	101	35	66			101		101	101		2	65	59.36	17	12,705
	12	72	33	37	1	1	69	1	70	68	1		36	50.77	17	9,735
	13	69	18	50	1		69		68	68		1	51	56.54	7	11,785
	14	73	37	36			73		73	70			34	55.76	22	10,545
	15	109	32	75		2	105	10	107	106			68	47.23	11	9,272
	16	87	34	51		2	87	3	85	84			48	51.72	21	12,742
	17	85	30	52	3	4	81		82	82	2	2	53	46.43	9	10,777
	18	146	63	77		2	145		140	140	2	2	75	54.92	32	10,531
	19	102	25	74	1	2	101		99	97		1	69	53.60	11	10,845
	20	93	41	51		1	93	2	92	91	1	1	49	53.48	25	11,360
	21	82	40	42			82		82	82			39	55.28	21	14,619
	24	104	33	69	1	1	102	4	102	97	1	1	68	52.13	19	13,131
	25	126	37	86	2	1	118	3	123	118		2	79	55.63	26	10,788
	26	74	40	29	4	1	69		69	69			33	52.60	31	12,412
	27	59	28	31			58	1	59	58	1	1	30	48.40	16	10,500
	28	11		11			11		11	10			10	40.30		
	29	72	25	44	1	2	70	7	69	69			42	41.80	7	19,857
	30	83	30	46		7	81	5	76	76		1	44	42.22	12	8,558
	31	97	32	61	1	3	94	3	93	88		1	52	52.59	19	10,578
	32	103	25	76		2	101		101	86	3		58	43.34	7	9,285
	33	43	16	26		1	43		42	41	1		24	46.54	12	9,416
	F-1	5	90	30	59	1	86		89	87		3	58	88.94	10	15,150
	G-1	2	114	35	75	4	111	3	110	109			74	58.82	15	12,933
		3	93	38	55		92		93	93			53	52.94	27	10,203
4		57	38	17	1	1	55	1	55	55		18	64.50	29	11,206	
5		78	42	36			77	3	78	78		36	50.13	27	12,611	
6		71	21	50			68		71	68	2		46	46.93	6	10,833
7		98	43	53	1	1	96		96	94	1	1	50	44.58	23	9,334
8		68	35	31	1	1	66	1	66	64	1	1	31	50.03	22	11,909
9		70	40	28	1	1	70		68	65			29	52.62	27	12,666
10		74	45	29			71		74	73	1		22	61.60	26	12,346
11		86	52	33		1	84		85	84			32	56.87	32	11,822
12		80	47	32	1		77		79	77			28	56.85	32	12,959
13		121	38	83			117	2	121	120	1		82	61.12	8	16,500
16		67	37	27		3	67		64	64			26	61.88	19	14,736
17		89	49	38		2	89	1	87	87			38	51.65	24	14,354
18		74	48	26			74		74	74			26	50.23	34	13,117
19		30	23	7			29		30	29	1		6	54.33	20	11,750
20		81	41	37		3	80	5	78	78		1	35	50.68	28	11,221
21		71	38	31		2	70	2	69	69			30	56.16	26	11,980
22		112	35	77			110	1	112	112	1	1	74	49.39	14	9,857
23		97	42	52	3		96	1	94	94		1	50	55.00	15	10,186
24		92	41	47	2	2	92		88	88		1	48	49.16	23	12,730
25		82	40	42			82	1	82	82			38	56.73	25	11,396
26		101	30	69	2		99		99	99		1	71	50.71	7	14,000
27		97	40	53		4	96		93	93			52	61.32	14	16,428
G-2		1	71	24	45	2	71	4	69	68	1		46	47.32	17	10,764
		2	76	34	41		76	1	75	75			38	47.00	21	11,285
		3	145	58	84	1	2	130	2	142	131	1	1	69	43.49	23
	4	84	44	40			82		84	84	1		36	46.30	28	12,178
	5	79	29	50			77		79	78	2		49	58.24	20	9,525
	6	99	35	64			97	1	97	97		2	63	53.98	26	10,038
	7	68	35	32			68		67	67			32	49.71	27	11,781
	8	75	35	37	3		74	1	72	72			38	48.97	27	9,988
	9	62	43	17	2		61		60	59			17	54.00	27	10,944
	10	69	36	32	1		68		68	68			32	55.78	28	11,303
	11	52	41	11			52		52	52			11	57.90	38	12,536
	12	70	36	33	1		68		69	68	1		33	49.60	31	10,112
	13	82	41	28		1	81	2	69	68			40	63.50	30	11,166
	14	69	35	33	1		68		68	66			30	71.53	23	10,039
	15	17	7	17			17		16	16	1		7	39.14	7	10,500
	16	72	42	27	1	2	61		69	61			23	49.95	32	10,093
	17	78	43	34		1	76		77	77			33	51.24	32	10,937
	18	92	42	48		2	83		90	86	1		46	46.32	23	10,717
	19	57	38	19			57		56	56	1	1	17	52.52	30	13,333
	20	73	52	21			73		73	72		1	19	45.89	39	12,623
	21	66	50	15	1	1	66	2	65	65		2	15	48.66	41	11,012
	22	62	46	15			62	4	61	61			14	75.35	37	12,689
	23	49	18	28	1	2	49		46	46			28	62.39	8	12,125
	24	53	37	16			52		53	52			15	56.00	30	11,100
	25	60	45	15			58		60	58	1		13	58.15	40	11,625

<sup>1</sup>For renter - occupied dwelling units and vacant nonseasonal not dilapidated units, for rent.  
<sup>2</sup>For owner - occupied dwelling units and vacant nonseasonal not dilapidated units, for sale only.









Table 3.—CHARACTERISTICS OF HOUSING FOR CENSUS TRACTS, BY BLOCKS: 1950—Con.

Census tract	Block	All dwelling units by occupancy and tenure					All dwelling units by condition and plumbing facilities			Occupied dwelling units			Contract monthly rent <sup>1</sup>		Value <sup>2</sup> of one-dwelling-unit structures		
		Total	Owner occupied	Renter occupied	Vacant non-seasonal not dilapidated for rent or sale	Other vacant and non-resident	Number reporting	No private bath or dilap.	No running water or dilap.	Total	Persons per room	Occupied by non-white	Number reporting	Average monthly rent (dollars)	Number reporting	Average value (dollars)	
J-7	6	7		6	1	6	3	3	6	5		4	6	50.33			
	7	38		32	3	38	2		35	35		5	35	43.20			
	8	1227	16	102	7	124	24	4	118	117	3	26	104	39.15	4	8,875	
	9	55	17	34	3	53	10	1	51	50		19	37	27.62	3	6,266	
	10	71	12	59		71	10		71	71	3	40	55	35.67	1		
	11	125	18	100	7	125	56		118	111	7	94	106	37.01	1		
	12	158	15	143		125	49	4	158	155	20	69	138	34.44	2		
	13	30	4	26		28	11		30	30		14	26	35.00	1		
	14	57	16	41		47	4	2	57	57		9	41	38.58	3	9,833	
	15	76	12	63	1	75	15	1	75	73	4	51	63	34.92	1		
	16	82	16	58	7	77	20		74	69	4	62	61	36.47			
	17	92	17	73	2	87	17		90	90	3	35	73	35.04	4	7,525	
	18	121	18	94	6	120	19	2	112	112	6	16	95	36.34	3	10,000	
	19	23	5	17	1	19	1		22	22		1	18	51.38	1		
	20	31	6	23	2	29	1		29	29	2	4	24	55.37	2		
	21	112	15	89	2	103	16	2	104	103	2	22	92	38.68	5	9,200	
	22	138	19	114	5	137	61	10	133	133	20	41	116	34.06	5	7,600	
	23	137	24	106		128	81	3	130	130	29	105	105	37.25	3	11,333	
	25	122	13	100		121	53		113	104	10	48	97	39.16	2		
	26	76	15	56	4	74	3		71	71	5	29	55	36.76	1		
	27	62	3	59		61			62	61	4	16	54	38.72			
	28	110	14	96		70			110	99		8	64	40.90			
	29	168	11	155		170	1	2	166	162	2	23	46	36.21	4	9,625	
	30	153	10	143		150	23	11	153	149		12	138	38.54			
	31	111	17	93	1	110	12		110	109	6	12	94	47.84	2		
	32	147	14	132	1	146	24		146	145	12	41	127	40.79	2		
	33	95	16	79		94	38	15	95	94	2	23	73	39.87			
	34	164	25	138		121	40		163	120	14	80	106	42.74	1		
	35	171	13	149	5	167	6		162	162	7	24	133	40.34	1		
	36	198	14	180	2	196	11	55	194	193	16	55	171	37.97	2		
	37	140	15	120	2	133	59		136	135	13	45	117	39.76	1		
	38	115	17	97	1	108	41	2	114	109	16	55	92	42.31	1		
	39	186	15	163	5	183	56		178	176	5	50	157	46.59	1		
	40	163	15	136	3	161	67		152	150	11	18	131	36.84	1		
	41	191	15	166	9	169	77	2	181	181	9	4	168	34.01	3	11,166	
	J-8	1	231	7	201	12	227	153	2	208	203	18	27	203	289.6		
		2	112	10	108	1	112	107		111	111	6	11	105	29.24		
		3	82	6	76		82	36		82	82	4	29	70	39.84		
		4	75	3	72	4	78	34		78	78	12	63	59	35.79		
		5	159	13	146		144	96		159	148	12	32	131	32.08		
		6	71	2	67	1	70	28		69	67	9	23	65	36.15		
7		47	4	42		33	28		47	36		35	35	36.14			
8		218	13	202	1	208	111		215	212	13	97	194	33.59			
9		7	2	5		7	7		7	7		4	4	80.00			
10		33	8	24		28	1		32	26	2	20	20	38.40			
11		159	17	141	1	155	107	64	158	158	30	139	137	32.99			
13		65	10	55		64	18		65	57	4	57	54	40.83	2		
14		36	13	23		35	10		36	34	3	32	21	34.71	1		
15		101	16	79	2	92	75	46	95	87	12	78	80	33.92	1		
16		82	7	72	1	71	48	14	79	64	6	64	70	38.37	2		
17		283	12	269		191	157		281	194	18	77	168	27.36			
18		125	4	118		122	107	34	122	116	10	25	117	26.77			
19		98	1	97		97	13	7	98	97		1	93	57.88			
20		65	1	64		65	19	6	65	65		19	62	34.08			
21		153	12	139	1	144	118	46	151	148	19	91	136	31.52			
22		108	11	95	1	81	37	6	106	100	17	79	87	33.64	2		
23		93	10	82	1	76	21	9	92	91	10	39	79	37.24			
24		30	1	28		23	2		29	25	5	25	24	38.08			
25		136	4	121	1	135	89	57	125	125	29	71	118	33.99			
26		43	4	37	1	42	15	12	41	41	5	17	37	39.02			
J-9		1	78		75	3	78	2	2	75	75	1	1	72	49.80		
	2	97		94	3	96	82	3	94	94	4	91	18.00				
	3	272	10	262		245	188		272	247	35	50	230	27.40	1		
	4	32	1	31		26	22		32	28		11	26	25.03			
	5	205	2	197	5	188	149		199	191	2	184	28.78				
	6	115	2	111	2	108	48		113	112	9	103	42.37				
	7	116	2	114		105	63		116	105	6	103	31.41				
	8	186	5	177	7	181	177	3	177	173	22	202	29.95				
	9	88	5	71	4	72	44		76	66		202	44	29.03			
	10	101	1	94	5	101	43		95	91	11	91	33.64				
	11	89	2	84	3	81	44		86	85	5	84	27.33	1			
	12	133		132	1	125	39	1	132	126	11	15	124	34.00			
	13	61		56	5	60	36		56	55	5	57	27.84				
	14	41	1	40		39	30		41	41	4	39	31.84				
	15	77		77		77	1		77	73			75	34.09			
	16	18		17		15	15	1	18	15			15	22.00			
	J-10	2	263	23	212	14	246	200	65	235	231	29	105	211	28.91		
3		60	11	45	2	60	27		56	47	5	43	46	39.02			
4		109	6	94	7	108	61		100	100	10	36	98	31.92	1		

<sup>1</sup>For renter - occupied dwelling units and vacant nonseasonal not dilapidated units, for rent.  
<sup>2</sup>For owner - occupied dwelling units and vacant nonseasonal not dilapidated units, for sale only.







Table 3.—CHARACTERISTICS OF HOUSING FOR CENSUS TRACTS, BY BLOCKS: 1950—Con.

Census tract	Block	All dwelling units by occupancy and tenure					All dwelling units by condition and plumbing facilities			Occupied dwelling units			Contract monthly rent <sup>1</sup>		Value <sup>2</sup> of one-dwelling-unit structures			
		Total	Owner occupied	Renter occupied	Vacant non-seasonal not dilap., for rent or sale	Other vacant and non-resident	Number reporting	No private bath or dilap.	No running water or dilap.	Total	Persons per room		Number reporting	Average monthly rent (dollars)	Number reporting	Average value (dollars)		
											Number reporting	1.51 or more					Occupied by non-white	
J-17	6	152	31	121														
	7	55	7	48														
	8	70	3	64	2	1												
	9	79	7	71		1												
	10	120	8	110	2													
	11	197	15	174	7	1												
	12	164	18	140	6													
	13	146	8	134	4													
	14	193	20	162	11	2												
	15	108	13	87	2	6												
	16	240	2	223	10	5												
	17	35	2	33														
	18	77	11	64	2													
	19	64		64														
	20	81	6	75														
	22	63	1	61		1												
	23	36	5	31														
	24	135	23	110	2													
	25	117	5	112														
	27	45	7	36	2													
	28	46	17	27	1	1												
	29	109	24	82	3	3												
	30	61	15	43		3												
	31	71	13	55	2	1												
	32	119	14	102	1	2												
	33	98	2	90	4	2												
	34	60	15	42	2	1												
	35	104	29	69	4	2												
	36	20	7	10	1	2												
	37	101	10	85	6													
	38	106	4	101	1													
	41	201	1	194	6													
	J-18	2																
		3	94	16	78													
		4	131	22	107	1	1											
		5	159	25	133													
		6	169	41	126	1	1											
		8	95	28	67													
		9	134	20	112	1	1											
		10	143	7	129	4	3											
		11	110	21	87		2											
		12	128	29	99													
		13	100	33	65	2												
14		84	17	67														
15		113	31	81		1												
16		109	11	92	5	1												
J-19		1	73	29	42	2												
		3	104	35	66	3												
		4	86	30	52	2	2											
		5	53	28	22	1	2											
	6	81	28	50	1	2												
	7	9	4	5														
	8	22	5	14	1	2												
	9	99	35	56	4	4												
	10	57	12	43	1	1												
	11	171	71	90	3	7												
	12	4	3															
	13	32	23	8		1												
	14	38	21	17		1												
	15	283	113	162	5	3												
	16	31	18	13														
	17	56	27	27		2												
	18	51	29	21		1												
	19	44	24	19														
20	52	24	23		5													
J-20	2	114	36	71	5	2												
	3	139	29	106	2	2												
	4	145	25	114	4	2												
	5	72	17	52	1	2												
	6	130	27	93	5	5												
	7	143	29	111	3	3												
	8	197	37	148	10	2												
	9	95	17	73		4												
	10	59	17	40		2												
	11	119	16	95	7	1												
	12	141	28	109	3	2												
	13	205	42	154	3	6												
14	120	33	80	2	5													
15	80	33	46	1														
16	97	17	80															

<sup>1</sup>For renter - occupied dwelling units and vacant nonseasonal not dilapidated units, for rent.

<sup>2</sup>For owner - occupied dwelling units and vacant nonseasonal not dilapidated units, for sale only.

## HOUSING—BLOCK STATISTICS

Table 3.—CHARACTERISTICS OF HOUSING FOR CENSUS TRACTS, BY BLOCKS: 1950—Con.

Census tract	Block	All dwelling units by occupancy and tenure					All dwelling units by condition and plumbing facilities			Occupied dwelling units			Contract monthly rent <sup>1</sup>		Value <sup>2</sup> of one-dwelling-unit structures			
		Total	Owner occupied	Renter occupied	Vacant non-seasonal not dilap., for rent or sale	Other vacant and non-resident	Number reporting	No private bath or dilap.	No running water or dilap.	Total	Persons per room		Occupied by non-white	Number reporting	Average monthly rent (dollars)	Number reporting	Average value (dollars)	
											Number reporting	1.51 or more						
J-20	17	59	19	39		1	58	3		58	58		34	38.85	9	10,777		
	18	89	23	62			89	9		85	85	1	61	41.91	5	12,600		
	19	60	18	40	2		58			58	57		39	45.17	13	12,846		
	20	72	22	48	2		72	3		70	69	3	44	40.47	11	11,818		
	21	189	78	105	5		188	20		183	182	1	102	40.69	40	10,587		
	22	201	57	134	6		194	18	3	191	184		129	42.17	24	11,370		
	23	136	36	95	3		131	14	1	131	123	1	91	47.29	21	15,714		
	24	70	27	41	1		66	5		68	65		39	47.25	13	13,269		
	25	30	11	19			30	3		30	29	2	19	55.31	7	15,000		
	26	109	32	56	18	3	92			88	71		40	62.35	14	13,642		
	27	21	14	7			17			21	19		6	49.50	12	18,416		
	28	21	18	3			21			21	20		3	53.66	16	20,011		
	29	142	43	89	10		127			132	111	4	66	63.90	18	14,500		
	30	132	74	58			132	4	2	132	131		55	53.41	48	12,645		
	31	65	24	39	2		65	4		63	63	3	39	39.30	18	11,500		
	32	38	11	26	1		33	1		37	33	2	24	43.54	5	11,400		
	33	52	20	31		1	50			51	50		31	44.22	10	9,800		
	34	1																
	35	41	22	19			41			41	41	1	18	45.61	11	10,727		
	36	35	9	26			35	4		35	35	1	25	43.08	2			
	37	54	23	31			54	2		54	53		29	46.68	13	11,500		
	38	56	25	27	3	1	56	1	1	52	52	1	27	55.51	12	8,750		
	39	51	21	28	2		51			49	49	4	30	49.86	10	11,700		
	K-1	3	25		25		25	25		25	25	1	23	36.65				
		14	3	1	2		1	1		3	1		1					
		34	7		5		1			7	3							
		35	2										1					
		39	1															
		43	9		9			8	4	2	9	9	2	9	36.88			
		46	17	2	15			17	8	8	17	17	2	14	18.14			
		47	2															
		48	1															
		50	12		12			12	2		12	12		11	33.27			
		51	41	8	31	2		40	10	6	39	38	2	33	25.84	1		
		53	7		7			7			7	7	1	7	21.57			
		54	4		4			4			4	2		1				
58		1																
64		22	4	12		10	26	26		16	16	1	12	36.66				
75		26	1	26			23	13	10	27	23	4	22	45.18				
79		26	5	18	1	2	20	7		23	22	2	19	30.52	1			
83		7		7			7	1		7	7	1	7	25.14				
84		14	3	10		1	13	1		13	13	1	10	31.00				
85		32	8	24			30	1	1	32	31	3	23	31.91				
88		44	8	40	2		43	28	1	42	42	3	20	33.43				
89		47	2	45			46	28		47	47	15	33	38.17				
91		12	2	11			12	2		12	12	4	11	30.36				
92		8		8			8			8	8		6	30.00	1			
93	18		18			18			18	18		16						
98	48	2	39			46	7		41	39	7	35	77.28					
99	6		5			6	1		5	5		3	61.66					
K-2	1	15		15		1			15	1		14	1					
	4	1																
	5	1																
	6	1																
	9	6	3	2	1		1	5	2	5	1		1					
	11	5	7	4			5			5	5		3	20.33				
	12	61	7	53		1	60	51	7	60	60	8	52	24.92	3	4,600		
	15	132	1	108	23		130	4		109	109	14	106	40.40				
	16	78	2	76			78	1		78	78	8	76	28.31				
	21	20		13	5	2	19	16		13	13	1	16	53.93				
	22																	
	23	83	4	77	1	1	77	27	6	81	77	3	69	26.27	1			
	24	82	1	78		3	79	45	22	79	79	5	74	27.51				
	25	136	6	128		2	135	78		134	134	4	126	32.18				
	26	145	7	136		2	135	85	4	143	134	11	122	27.24	1			
	27	39	12	27			32	16		39	35	3	23	32.95				
	28	132	16	114	1	1	123	10	7	130	125	7	112	25.59				
	29	15	3	11		1	15	8		14	14		10	26.10				
	30	15	1	10		4	15	1		11	11	1	14	35.71				
	31	2																
	33	66	3	54		5	66	23		57	57	1	55	27.30				
	34	33		3			33			33	33		2					
35	82	8	72		2	77	24	5	80	77	6	70	26.68	1				
36	23	1	22			23	2	1	23	20	1	20	29.50					
37	1																	
38	21	5	15	1		21			20	19	2	16	23.62	1				
42	18	1	17			18	17	1	18	17	1	17	20.00					
43	16	2	13	1		16		2	15	15	1	14	30.78					
44	9	2	8			9			9	9		7	37.42	1				
K-3	1	48	2	36		10	44	31	3	38	35	5	31	32	34.43			

<sup>1</sup>For renter - occupied dwelling units and vacant nonseasonal not dilapidated units, for rent.<sup>2</sup>For owner - occupied dwelling units and vacant nonseasonal not dilapidated units, for sale only.



HOUSING—BLOCK STATISTICS

Table 3.—CHARACTERISTICS OF HOUSING FOR CENSUS TRACTS, BY BLOCKS: 1950—Con.

Census tract	Block	All dwelling units by occupancy and tenure					All dwelling units by condition and plumbing facilities			Occupied dwelling units			Contract monthly rent <sup>1</sup>		Value <sup>2</sup> of one-dwelling-unit structures	
		Total	Owner occupied	Renter occupied	Vacant non-seasonal not dilap., for rent or sale	Other vacant and non-resident	Number reporting	No private bath or dilap.	No running water or dilap.	Total	Persons per room		Number reporting	Average monthly rent (dollars)	Number reporting	Average value (dollars)
											Number reporting	1.51 or more				
K - 6	11															
	12	2		2					2	2		1	1.4	25.71	2	
	13	4		2					4	4		2	28.82			
	14	1		1					1	1		1	26.42			
	16	3		3					3	3		2				
	17	2		2					2	2		3	1.1	27.35		
	21	1		1					1	1						
	30	1		1					1	1				42.40	3	6.333
	33	1		1					1	1				22.53		
	34	3		3					3	3		7		41.00		
	35	1		1					1	1				29.77	2	
	36	1		1					1	1				27.85		
	37	5		5					5	5		4	1.6	25.38		
	42	7		7					7	7		2		23.42		
	48	4		4					4	4		1		36.16	1	
	50	1		1					1	1				50.06	3	9.333
	51	2		2					2	2				107.20		
55	2		2					2	2				29.11			
56	1		1					1	1				23.81	1		
57	4		4					4	4		3					
L - 1	1	3		3				3	3				3	30.33		
	8	9		9				9	9			1	9	34.44		
	9	3		3				3	3			1	23	27.86	3	5.333
	10	15		15				15	15		1	1	14	28.00	8	10.162
	11	12		12				12	12				28	23.96	1	
	16	14		14				14	14				21	30.28	11	8.045
	17	18		18				18	18				18	36.38	13	9.500
	18	24		24				24	24				10	47.00	20	9.850
	19	15		15				15	15				2		12	9.416
	22	17		17				17	17			2	25	30.20	7	8.428
	23	24		24				24	24				41	38.53	5	9.200
	24	21		21				21	21				34	33.23	8	0.262
	25	19		19				19	19				19	28.68	8	8.837
	26	4		4				4	4				33	30.60	2	
	27	16		16				16	16				6	39.50		
	30	5		5				5	5				4	27.00		
	31	1		1				1	1							
	32	1		1				1	1							
	33	3		3				3	3				1		1	
	34	2		2				2	2							
	35	12		12				12	12					26.60	1	
	38	27		27				27	27				1	32.50	20	9.170
	39	35		35				35	35				21	30.04	5	8.100
	40	48		48				48	48				25	33.20	10	8.150
	41	53		53				53	53				28	34.10	12	8.291
	42	39		39				39	39				17	33.17	8	7.687
	43	49		49				49	49				27	36.07	10	5.900
	44	58		58				58	58			1	54	39.65		
	45	43		43				43	43			3	40	38.67		
	46	27		27				27	27			1	9	33.33	8	7.250
	47	21		21				21	21				11	36.18	7	7.185
	48	41		41				41	41				16	40.06	12	14.641
	49	42		42				42	42				13	32.53	21	7.880
	50	33		33				33	33				11	26.27	10	9.300
	51	12		12				12	12				4	34.00	4	7.250
	52	26		26				26	26				7	28.14	16	6.906
	53	1		1				1	1							
	54	40		40				40	40			2	2	26.35	11	7.636
55	29		29				29	29				17	35.17	7	9.428	
56	56		56				56	56				26	36.03	12	7.441	
57	6		6				6	6				3	39.33	2		
58	4		4				4	4				12	34.25	20	7.960	
59	16		16				16	16				31	34.16	8	7.812	
60	13		13				13	13				1		13	10.184	
69	28		28				28	28				15	57.66	3	5.000	
70	58		58				58	58				32	40.46	12	3.833	
71	24		24				24	24				12	28.25	3	6.333	
73	34		34				34	34			1	2	31.68	2		
74	67		67				67	67			2	19	35.21	35	6.965	
75	58		58				58	58			4	16	33.87	27	5.170	
76	44		44				44	44				22	28.36	12	6.458	
77	51		51				51	51				20	35.95	19	7.978	
78	74		74				74	74				20	38.95	35	7.885	
79	61		61				61	61				19	36.47	37	8.048	
80	59		59				59	59			1	1	43.61	36	7.219	
81	42		42				42	42				20	33.15	11	5.927	
82	21		21				21	21				10	38.40	3	3.666	
83	39		39				39	39				20	32.15	8	6.500	
84	46		46				46	46				20	26.00	13	6.192	
85	70		70				70	70				32	34.18	19	5.578	
86	61		61				61	61				30	36.70	16	7.206	
87	24		24				24	24				13	21.69			
88	22		22				22	22				15	33.20			
89	77		77				77	77				28	35.53	33	7.860	
90	77		77				77	77				28	35.75	28	6.571	

<sup>1</sup>For renter - occupied dwelling units and vacant nonseasonal not dilapidated units, for rent.  
<sup>2</sup>For owner - occupied dwelling units and vacant nonseasonal not dilapidated units, for sale only.



















Table 3.—CHARACTERISTICS OF HOUSING FOR CENSUS TRACTS, BY BLOCKS: 1950—Con.

Census tract	Block	All dwelling units by occupancy and tenure					All dwelling units by condition and plumbing facilities			Occupied dwelling units			Contract monthly rent <sup>1</sup>		Value <sup>2</sup> of one-dwelling-unit structures		
		Total	Owner occupied	Renter occupied	Vacant non-seasonal not dilap., for rent or sale	Other vacant and non-resident	Number reporting	No private bath or dilap.	No running water or dilap.	Total	Persons per room		Occupied by non-white	Number reporting	Average monthly rent (dollars)	Number reporting	Average value (dollars)
											Number reporting	1.51 or more					
M-5	46	30	20	10					30	30	1		10	41.30	14	8.821	
	47	39	26	12	1				38	37	1		12	42.33	19	9.026	
	48	16	12	4					16	14			3	27.00	11	5.418	
	49	17	15	1	1				16	12			1		15	7.853	
	50	12	8	4					12	12			4	23.75	8	13.725	
	51	40	10	4		4		17	36	36	1		25	31.24	7	5.214	
	52	42	5	35	1	1		6	37	39	1		35	38.48	1		
	53	18	11	7				1	14	18		1	6	42.66	7	7.142	
	54	47	27	19	1			1	46	46			17	41.94	20	8.460	
	55	20	14	6					19	20			6	40.83	12	8.333	
	56	32	25	6		1		1	32	31			6	55.33	23	8.521	
	57	36	23	12	1			2	35	35	1		12	38.16	17	8.029	
	58	37	23	13		1			37	34	2		13	30.23	19	9.931	
	59	30	27	3					30	30			3	36.66	26	8.011	
	60	28	16	10		2		1	26	26	1		9	33.66	14	9.678	
	61	27	18	9					27	27			9	35.55	15	11.280	
	62	34	15	18		1		7	34	33	2		17	36.29	13	10.923	
	64	31	25	5		1			31	30			5	37.60	23	9.869	
	65	23	17	5		1			20	21	1	1	5	35.20	16	9.556	
	66	19	15	4					19	19	1		4	26.00	15	11.466	
	67	27	21	6				1	26	27	1	1	6	34.33	21	10.976	
	68	13	11	2					13	13			2		11	13.163	
	69	14	12	2					14	14			2		12	9.991	
	70	12	8	4				1	12	12		1	3	31.66	8	8.750	
	71	3	2	1					3	3			1		1		
	72	2							2	2							
	73	14	7	6		1			14	13			5	47.00	6	11.750	
	74	5	3	2				3	5	5			2		1		
	76	1							1	1							
	77	19	16	2		1			18	18			2		15	10.720	
	80	3	3					1	3	3	1				3	6.666	
	81	21	20	1				2	21	21			3		20	12.125	
	82	37	32	3		2			34	35	4		3	63.33	26	10.096	
	83	5	4	1					5	5			1		4	9.250	
	84	7	7						7	7					7	9.742	
	85	22	21	1					22	21			1		21	9.423	
	86	27	22	5					27	27			5	48.00	21	10.333	
	87	26	24	1		1			26	25	1	1	3		22	9.345	
	88	39	36	3					39	39			3	67.66	34	9.120	
	89	18	15	3					18	18			3	43.33	14	10.600	
	90	26	19	7					26	26			7	59.42	19	10.200	
	91	12	12					2	12	12					12	9.750	
	92	24	17	4		3			24	21		5	4	41.50	15	8.233	
	93	21	20	1				3	21	21			1		18	8.944	
	94	9	7	2				1	9	9			2		6	7.500	
	95	19	17	2					19	19			2		17	11.323	
	96	16	14	2					16	16			2		14	9.814	
	97	24	21	2		1			24	23			2		20	9.005	
	98	17	16	1				1	17	16			1		14	8.571	
	99	31	31						31	31					30	10.046	
	100	35	25	10					35	35			10	38.80	25	8.300	
	101	27	16	11				1	27	26			10	36.70	13	9.453	
	102	44	19	24	1			2	44	43		3	24	42.62	18	8.416	
	103	43	13	29					42	42			29	46.58	6	6.833	
	104	14	4	8		2			12	12			8		1		
	105	19	16	3					19	19			3	40.33	15	10.333	
	109	41	32	9				2	40	41		1	8	38.12	27	8.874	
	110	29	20	8		1			29	28			8	39.62	18	7.933	
	111	33	24	9				3	30	30			7	96.42	16	9.250	
	112	5	3	2				4	5	5	1		2		3	14.166	
	113	22	20	1		1			22	21		1	1		18	11.555	
	114	28	19	9					27	27			7	40.50	18	10.555	
	115	29	19	10					29	28		1	7	35.42	12	8.708	
	116	35	11	23		1			34	33		1	22	38.31	8	9.062	
	117	30	8	22					27	28			22	40.31	2		
	118	19	7	12				5	19	15		1	9	45.33	3	7.500	
	119	23	19	4					23	23			4	38.75	12	9.100	
	120	31	23	7		1			29	30			5	43.80	20	7.575	
	121	27	16	11				1	27	24			1	33.45	14	7.571	
	122	28	22	5		1			25	25		1	3	48.33	22	10.318	
	123	44	43			1			42	43		2			16	11.875	
	124	3	3						3	3					3	15.333	
M-6	1	15	11	3		1			15	14		1	3	41.66	11	7.954	
	2	1							1	1		2	2		8	10.625	
	3	10	8	2					10	10		1	2		3	9.436	
	4	49	34	6		9		1	49	40		2	6	118.33	33	9.436	
	5	38	29	7		1			38	36			7	44.42	26	7.526	
	6	47	37	10		1			46	47		1	9	49.44	34	9.055	
	7	29	25	4					29	29			4	33.50	21	8.938	
	8	13	10	3					13	13			2		9	8.222	
	9	1							1	1							
	10	53	40	10		2		1	52	50			8	46.12	34	9.902	
	11	59	39	18		1			59	57			18	39.27	32	8.412	

<sup>1</sup>For renter-occupied dwelling units and vacant nonseasonal not dilapidated units, for rent.  
<sup>2</sup>For owner-occupied dwelling units and vacant nonseasonal not dilapidated units, for sale only.



Table 3.—CHARACTERISTICS OF HOUSING FOR CENSUS TRACTS, BY BLOCKS: 1950—Con.

Census tract	Block	All dwelling units by occupancy and tenure					All dwelling units by condition and plumbing facilities			Occupied dwelling units			Contract monthly rent <sup>1</sup>		Value <sup>2</sup> of one-dwelling-unit structures	
		Total	Owner occupied	Renter occupied	Vacant non-seasonal not dilap., for rent or sale	Other vacant and non-resident	Number reporting	No private bath or dilap.	No running water or dilap.	Total	Persons per room		Number reporting	Average monthly rent (dollars)	Number reporting	Average value (dollars)
											Number reporting	1.51 or more				
M-7	2	45	31	13	1	45			44	44	1	12	3550	27	7,825	
	3	28	19	7	2	28			26	26		8	5700	18	7,561	
	5	5	4	1		5			5	5		1		3	8,000	
	6	28	25	2		28			27	27		2		25	12,200	
	7	34	34			34			34	34				34	13,082	
	8	38	36	2		37			38	37				35	12,100	
	9	47	43	3		47			46	46	1	3	4100	42	11,697	
	10	47	35	10	1	47	1	1	45	45	2	10	4000	30	10,496	
	11	67	45	22		67			67	67	1	1	5709	42	8,133	
	12	57	37	19	1	57			56	56	1	1	4127	35	8,937	
	13	49	43	5		49			48	48	1	1	4	42	8,809	
	14	44	29	14		44			43	43			13	21	10,114	
	15	17	7	10		17			17	17			10	4	9,750	
	16	31	19	12		31	1	1	31	31			12	16	8,018	
	17	21	15	6		21			21	21			4	13	11,192	
	18	14	11	3		14			14	14	1		3	9	12,666	
	19	16	13	3		16			16	16			3	9	11,000	
	20	29	13	16		28			29	27			14	11	11,000	
	21	41	38	3		40			41	40			1	35	11,385	
	22	46	38	7	1	45			45	45			7	34	11,014	
	23	34	31	3		34	1	1	34	34			2	29	9,396	
	24	51	28	21		50	1		49	48			20	23	7,717	
	25	45	38	7		45			45	45			7	35	8,162	
	26	16	16			16	1	1	16	16				16	13,781	
	27	41	36	5		41			41	41			5	36	10,597	
	28	46	31	14		46	6		45	44	2		13	27	7,551	
	29	60	35	22	1	59	7	1	57	56			20	33	9,136	
	30	16	16			16			16	16				16	12,187	
	31	50	38	11		50			49	49			10	38	9,242	
	32	90	76	13	1	90			89	89		1	11	71	10,825	
	33	44	36	7		44	8		43	42			4	32	13,312	
	34	45	27	18		45	1	1	45	45	1	1	16	23	8,700	
	35	38	17	20		38	1		37	37			18	13	7,423	
	36	38	32	6		38	3		38	38	1		4	29	10,537	
	37	37	34	3		37			37	37			3	34	10,764	
	38	13	11	2		13			13	13			2	11	9,909	
	39	19	12	4		19			16	16	1		4	12	10,816	
	40	18	13	3	2	18			16	16	1		3	13	10,500	
	41	28	25	3	1	28			28	28			3	25	10,980	
	42	33	31	2		33			33	33			1	28	11,589	
	43	35	30	4		34			34	33			4	27	10,644	
	44	41	37	4		41			41	41			4	37	12,081	
	45	34	31	3		34			34	34	1		3	30	10,193	
	46	33	28	5		33			33	33			5	27	11,611	
	47	69	55	14		69			69	69			14	53	11,813	
48	56	50	5		55			55	54			4	46	11,489		
49	49	30	16		49	2	2	46	46			16	24	10,062		
50	24	7	17		24	2	2	24	24	1		17	7	7,375		
51	38	19	17	2	38	1		36	36			17	16	9,812		
52	31	21	10		30	2	2	31	30			9	15	9,933		
53	32	28	4		32			32	32			4	26	12,230		
54	33	31	2		33			33	33			1	29	12,948		
55	33	26	5		33	1	1	31	31			6	26	12,038		
56	39	29	9	1	39			38	38			10	27	11,925		
57	38	29	9		38			38	38			9	28	10,767		
58	55	48	7		55	1		55	55	1		5	45	11,122		
59	44	40	4		43			44	44			4	39	11,510		
61	74	53	21		74			74	74	1	2	19	45	9,924		
62	32	20	10	2	32			30	30			2	17	8,323		
63	40	36	3	1	40	2		39	39			3	33	10,333		
64	43	35	8		43			43	43			8	34	10,985		
65	37	32	5		37	2		37	37			5	31	10,322		
M-8	4	23	7	15		23	2	2	22	22	1	13	3338	5	6,440	
	5	40	6	28	5	40	2	2	34	34		32	5425	5	8,960	
	6	34	27	5	1	33			32	32		5	3940	26	11,653	
	7	42	32	10		42			42	42		10	4690	29	8,582	
	8	25	18	7		25	2	1	25	25	1		7	13	8,500	
	9	8	2	6		8			8	7			6	1		
	10	43	24	17		41	3	1	41	35	2		15	19	9,836	
	11	3	1	2		3			3	3			2	1		
	12	11	10	1		11			11	10				10	15,600	
	13	9	6	3		9	2	1	9	9			3	4	10,000	
	14	129	116	12		128	3	1	128	128	2		10	89	11,886	
	15	75	52	23		74	3	1	75	75			20	28	9,053	
	16	34	29	5		34			34	34			5	28	10,821	
	17	28	26	2		28			28	28	1		2	25	12,940	
	18	37	32	5		37	1		37	37		1	2	30	10,463	
	19	46	43	3		46			46	46			3	41	11,124	
	20	49	48	1		49			49	49			1	47	11,670	
	21	65	40	25		64	16	16	65	63	5		25	38	11,460	
23	18	16	2		18			18	18		1	2	16	10,156		
24	42	40	2		42			42	42			2	36	11,216		
25	36	34	1		36	1		35	35			1	33	11,636		
26	34	27	6		33	1	1	33	33			3	27	13,666		

<sup>1</sup>For renter - occupied dwelling units and vacant nonseasonal not dilapidated units, for rent.  
<sup>2</sup>For owner - occupied dwelling units and vacant nonseasonal not dilapidated units, for sale only.





Table 3.—CHARACTERISTICS OF HOUSING FOR CENSUS TRACTS, BY BLOCKS: 1950—Con.

Census tract	Block	All dwelling units by occupancy and tenure					All dwelling units by condition and plumbing facilities			Occupied dwelling units			Contract monthly rent <sup>1</sup>		Value <sup>2</sup> of one-dwelling-unit structures		
		Total	Owner occupied	Renter occupied	Vacant non-seasonal not dilap., for rent or sale	Other vacant and non-resident	Number reporting	No private bath or dilap.	No running water or dilap.	Total	Persons per room		Occupied by non-white	Number reporting	Average monthly rent (dollars)	Number reporting	Average value (dollars)
											Number reporting	1.51 or more					
M-9	8	24	22	1	1	24			23	23			1		22	9,186	
	9	21	14	6		21			20	20			6	315.0	13	10,000	
	10	16	6	9		16			15	15	1		9	316.6	5	9,800	
	11	30	16	11		30			27	23			11	514.5	10	9,200	
	12	42	33	9		41	2	2	42	42	2		9	625.5	28	10,678	
	13	31	24	7		31			31	31			6	465.0	21	10,238	
	14	35	31	4		35			35	35			3	633.3	29	9,910	
	15	50	42	7		50			49	49			6	425.0	39	9,302	
	16	86	76	9		86	2	2	85	85			7	441.4	76	9,168	
	17	34	18	15	1	34	1	1	33	33			15	627.3	17	8,588	
	18	31	25	5		30		1	30	30	1		4	475.0	22	8,945	
	19	33	27	6		32			33	33			6	421.6	27	9,407	
	20	15	6	9		15			15	15			9	473.3	5	11,300	
	21	43	35	8		43			43	43			8	395.0	35	11,257	
	22	48	29	18	1	48		2	47	47			18	407.7	25	9,240	
	23	31	16	13	2	31			29	29			12	339.1	15	8,866	
	24	1															
	25	1															
	26	35	25	9	1	34			34	34			8	305.0	23	11,173	
	27	71	47	24		71			71	71	1	1	22	491.3	43	9,593	
	28	37	28	8		37			36	36			8	462.5	26	10,423	
	29	60	45	12	2	59	2	2	57	57			9	342.2	40	8,727	
	30	7	6	1		7			7	7			1		6	9,583	
	31	18	13	4	1	18			17	17			4	382.5	13	8,969	
	32	40	33	5		39		1	38	38			4	370.0	31	10,512	
	33	31	26	5		31			31	30	1	1	5	448.0	25	9,652	
	34	36	29	7		36			36	36	1		7	402.8	28	9,557	
	35	28	24	4		28			28	28	3		3	756.6	24	8,587	
	36	41	34	6		41		1	40	40			6	368.3	32	8,984	
	37	35	23	10	2	34			33	32			10	867.0	22	10,204	
	38	43	33	10		43			43	43			10	548.0	29	10,620	
	39	21	18	3		21			21	21	1		3	576.6	15	9,653	
	40	56	38	18		53			56	54	1	1	15	518.0	33	9,772	
	41	3	3			3			3	3					3	10,000	
	42	38	31	6	1	38			37	37			6	505.0	31	9,822	
	43	4	4			4			4	4					4	15,650	
	44	8	8			8			8	8					8	11,937	
	45	30	27	2	1	30			29	29			2		25	10,512	
	46	34	28	4		34			32	32	1		3	566.6	23	9,326	
	47	25	21	4		25			25	25	1		4	500.0	19	10,210	
	48	27	24	2	1	26			26	25			1		23	10,473	
	49	60	48	9	2	58		2	57	57	1		9	495.5	47	9,468	
	50	26	23	2		26			25	25	1	1	2		21	11,776	
	52	17	16	1		17			17	17			1		16	9,468	
	53	45	37	3	1	44			40	39	1		2		31	10,906	
	54	41	38	2	1	41			40	40			2		38	9,942	
	55	16	13	2	1	16		2	15	15			2		12	9,041	
	56	1															
	57	36	27	9		36		2	36	36			5	416.0	22	8,195	
	58	54	33	21		54		1	54	54	1		21	309.5	32	9,859	
	59	27	20	7		26			27	27			7	411.4	20	11,550	
	60	7	7			7			7	7					7	8,000	
	61	27	20	6	1	27		4	26	26			7	347.1	16	8,750	
	62	8	8			8			8	8					8	9,250	
	63	13	12	1		12			13	13			1		12	11,300	
	64	29	25	4		29		2	29	29			4	81.25	22	12,477	
	65	26	23	3		26			26	26			3	533.3	22	10,363	
	67	31	27	4		31		1	31	31	1		4	367.5	25	10,588	
	68	5	4	1		4			5	4			1		2		
	69	16	11	4	1	15			15	15	1		3	400.0	9	12,766	
	70	17	13		4	16			13	13					13	11,723	
	71	24	22	2		24			24	24			2		22	13,022	
	72	30	27	1	2	29			28	28			1		26	10,269	
	73	30	26	4		30			30	30			4	462.5	24	11,366	
	74	41	38	3		36			41	37	1	1	1		36	10,097	
	75	24	24			24			24	24					22	8,986	
	76	61	34	3	23	60			37	37			1		33	10,960	
	77	4	4			4			4	4					4	20,750	
	78	26	24	1	1	25			25	24			1		22	20,559	
M-10	1	28	24	4		28			28	27			4	437.5	24	10,041	
	2	10	8	2		10		1	10	10			2		7	12,428	
	4	2															
	5	69	58	6	5	68		1	64	64			2	633.3	58	11,287	
	6	3							3								
	7	1															
	8	1															
	14	1															
	15	1															
	17	1															
	28	1															
	29	1															
	33	2															
	37	1															
	39	1															
	40	3	2	1		3			3	3			1				

<sup>1</sup>For renter - occupied dwelling units and vacant nonseasonal not dilapidated units, for rent.  
<sup>2</sup>For owner - occupied dwelling units and vacant nonseasonal not dilapidated units, for sale only.

## HOUSING—BLOCK STATISTICS

Table 3.—CHARACTERISTICS OF HOUSING FOR CENSUS TRACTS, BY BLOCKS: 1950—Con.

Census tract	Block	All dwelling units by occupancy and tenure					All dwelling units by condition and plumbing facilities			Occupied dwelling units			Contract monthly rent <sup>1</sup>		Value <sup>2</sup> of one-dwelling-unit structures	
		Total	Owner occupied	Renter occupied	Vacant non-seasonal not dilap. for rent or sale	Other vacant and non-resident	Number reporting	No private bath or dilap.	No running water or dilap.	Total	Persons per room		Number reporting	Average monthly rent (dollars)	Number reporting	Average value (dollars)
											Number reporting	1.51 or more				
M-10	41	2														
	42	2														
	43	4	4			4			4	4				4	9,250	
	44	4	1	3		4			4	4		3	36.66	1		
	46	1														
	47	1														
	50	6	5	1		6	1		6	6		1		4	9,250	
	51	7	4	3		7	2	2	7	7		3	43.33	3	9,666	
	52	7	5	2		7	7		7	7	1	2		3	9,500	
	53	10	8	2		9	1	1	10	10		2		6	10,666	
	54	2														
	55	1														
	56	12	5	2	5	12	1	1	7	7		2		10	9,580	
	57	3	1			3	3		1	1				1		
	58	2														
	59	10	7	3		9	4	4	10	10	2	3	26.66	5	4,200	
	60	4	3	1		4	4	2	4	4		1		3	2,833	
	61	1														
	65	1														
	66	2														
	68	1														
	76	2														
	78	1														
	79	2														
	80	1														
	81	1														
	82	5	2	2		5	1	1	4	4	1	2		2		
	83	1														
	84	1														
	85	18	15	1	1	17			16	16	2	1	2	14	10,207	
	86	2														
	87	6	5		1	6	2	2	5	5		1		4	3,200	
	88	3	2	1		3	1	1	3	3		1		2		
	91	1														
	92	2														
	93	2														
	94	3	2	1		3	1	1	3	3		1		2		
	104	1														
	105	1														
	107	1														
	108	4	3			4	2	2	3	3	1			2		
	109	1														
	111	8	6	1	1	7	2	2	7	7		1		6	5,083	
	112	9	6	2		7	2	2	8	7		1		5	6,600	
	119	166		164		166			164	164	1	1	164	32.80		
	120	200	36	162		199	2	1	198	197	1	2	162	32.51	33	9,554
	121	146	1	142	2	145	2	2	143	143	2	2	142	33.46		
	122	161	3	154		161	1	1	157	157	2	2	154	32.56	3	7,000
	123	55	4	51		54			55	55	1	1	50	33.00	4	11,250
	124	145	53	91	1	144			144	144	2	4	89	34.64	52	9,830
	125	34	31	3		34	1	1	34	34		3	88.33	29	9,724	
	126	42	36	5		42	2	1	41	41		5	63.00	33	9,333	
	127	32	30	1	1	31			31	31		1		30	9,526	
M-11	1	12	5	7		12			12	12		1	7	35.42	2	
	2	51	17	32	2	51	2		49	49	1	1	34	40.47	15	9,480
	3	31	28	3		31			31	31		1	1	26	8,453	
	4	27	7	27		27	1	1	27	27		7	7	17	7,629	
	5	20	18	2		20			20	20	1	1	2	17	10,558	
	6	28	24	4		28	1		28	28	1	1	4	18	7,627	
	7	30	19	9	2	30	1	1	28	28		1	11	17	9,352	
	8	17	7	10		17	3	3	17	17		1	10	3	6,333	
	9	23	10	12		22	2		22	22		1	12	6	8,333	
	10	24	15	8	1	24	1		23	23		8	37.35	14	9,671	
	11	28	25	3		28	1	1	28	28		3	35.66	24	9,366	
	12	37	31	4		37	1	1	35	35		4	67.00	27	9,811	
	13	12	7	4		12			11	11		4	39.25	5	5,500	
	14	21	15	3	3	16			18	14	1	1		13		
	15	2														
	17	6	1	5		6			6	6		5	32.80			
	18	1														
	19	14	1	13		11	1	1	14	11		11	32.45			
	22	11	8	3		11	1		11	11		3	36.66	5	8,000	
	23	19	8	10		19			18	18	1	14	10	45.70	2	
	24	16	16			16			16	16		1		16	10,562	
	25	5				5			5	5				4	11,200	
	27	19	17	2		16			19	16		1		14	9,314	
	28	8	5	3		8	2		8	8		7		3	3,766	
	29	2														
	30	9	6	3		9			9	9		2		6	8,833	
	31	20	18	1	1	20			19	18		1		18	16,555	
	32	36	28	7		36			35	35		7	39.85	27	9,166	
	33	35	24	10		35			34	34		10	54.00	23	8,630	
	34	31	19	10	2	31			29	29		10	39.00	13	9,176	

<sup>1</sup>For renter - occupied dwelling units and vacant nonseasonal not dilapidated units, for rent.<sup>2</sup>For owner - occupied dwelling units and vacant nonseasonal not dilapidated units, for sale only.























Table 3.—CHARACTERISTICS OF HOUSING FOR CENSUS TRACTS, BY BLOCKS: 1950—Con.

Table with 18 columns: Census tract, Block, Total, Owner occupied, Renter occupied, Vacant non-seasonal not dilap., for rent or sale, Other vacant and non-resident, Number reporting, No private bath or dilap., No running water or dilap., Total, Persons per room (Number reporting, 1.51 or more), Occupied by non-white, Contract monthly rent (Number reporting, Average monthly rent), Value of one-dwelling-unit structures (Number reporting, Average value).

1For renter - occupied dwelling units and vacant nonseasonal not dilapidated units, for rent.
2For owner - occupied dwelling units and vacant nonseasonal not dilapidated units, for sale only.







Table 3.—CHARACTERISTICS OF HOUSING FOR CENSUS TRACTS, BY BLOCKS: 1950—Con.

Census tract	Block	All dwelling units by occupancy and tenure					All dwelling units by condition and plumbing facilities			Occupied dwelling units			Contract monthly rent <sup>1</sup>		Value <sup>2</sup> of other dwelling-unit structures	
		Total	Owner occupied	Renter occupied	Vacant non-seasonal not dilap., for rent or sale	Other vacant and non-resident	Number reporting	No private bath or dilap.	No running water or dilap.	Total	Persons per room		Number reporting	Average monthly rent (dollars)	Number reporting	Average value (dollars)
											Number reporting	1.61 or more				
0-7	96	12	12			12			12	12					11	
	97	24	22	2		24			24	24			1		12	
	98	44	43	1		44			44	44			1		43	
	99	37	37			36			37	37					36	
0-8	1	47	43	3	1	47			46	46			3	56.66	40	
	2	42	37	4		42			41	40			2		32	
	3	52	44	6		51	1	1	50	50		1	5	69.00	43	
	4	46	40	6		46			46	46			6	70.00	37	
	5	42	38	4		42	2	2	42	38			4	58.00	36	
	6	47	43	4		46			47	45			3	53.33	37	
	7	40	35	5		40	1	1	40	39			4	47.50	34	
	8	43	37	4	1	43			41	41	1	1	4	95.00	35	
	9	51	46	5		48	1	1	49	49			3	95.00	41	
	10	37	30	5	2	37	1	1	35	35			3	68.66	25	
	11	22	18	2	1	21			20	20			1		19	
	12	14	12	2		14			14	14			1		9	
	13	40	37	3		39			40	39			2		37	
	14	42	37	5	1	40			40	40			2	52.33	37	
	15	45	42	3		44			44	43			2		37	
	16	33	29	4		32			33	33			4	93.75	27	
	17	52	43	9		52			52	52			9	69.44	43	
	18	42	36	6		42			41	41			5	48.20	34	
	19	44	40	4	1	44			43	43			3	103.33	37	
	20	49	44	5		49	1	1	49	49			5	70.60	37	
	21	13	13			13			13	13					13	
	22	14	12	2		14			13	13					11	
	23	54	44	10	4	52	1	1	50	50	1		6	76.83	43	
	24	45	37	8	1	44			44	44			7	48.00	35	
	25	17	15	2		16			16	16			1		15	
	26	11	10	1		11			11	11			3	25.66	8	
	27	11	10	1		11			11	11			4	51.25	8	
	28	47	44	3		47	2	1	46	46	1		4	50.25	28	
	29	47	41	6	1	46			47	47			6	39.33	38	
	30	18	11	7		17	1	1	17	17			6	43.00	11	
	31	44	37	7		43			44	44			6	65.00	34	
	32	19	19			18			19	19					19	
	33	17	16	1	1	16			16	16					16	
	34	45	44	1		45			45	45			1		43	
	35	23	22	1		23			22	22					22	
	36	5	4	1		5			5	5			1		4	
	37	1				1			1	1					1	
	38	19	19			18			19	18					17	
	39	39	31	8	3	39			36	36			5	72.00	29	
	40	17	15	2		16			17	17			2		14	
	41	36	31	5	1	36			35	34			4	68.75	30	
	42	1				1			1	1					1	
	45	32	31	1		32			32	32			1		28	
	46	15	12	3		15	1	1	15	15			3	65.00	10	
	48	39	34	5		39			39	39			5	60.60	32	
	49	28	22	6	1	27			27	26			4	118.50	18	
	50	24	21	3		24			24	24			3	47.66	20	
	51	38	36	2		38			38	38			2		35	
	52	37	33	4	1	35			36	36			3	91.66	31	
	53	26	26			26			26	26					26	
	54	37	34	3		37			37	36			3	52.33	33	
	55	52	39	13		52			52	51			11	68.18	33	
	56	69	58	11		67			67	67			9	44.22	56	
	57	52	46	6		52			50	50			4	45.75	45	
	59	15	13	2		15			15	15			2		11	
	60	77	65	12		77			77	77			4	41.90	59	
	61	28	19	9		27			25	25			17	49.66	20	
	62	115	85	30	3	106			107	107			12	55.26	76	
	63	17	11	6		17			17	17			16	46.66	8	
	64	6	4	2		6			6	6					6	
	65	17	11	6		16			17	17			4	43.33	9	
	66	16	8	8		15			15	15			6	44.83	7	
	67	38	28	10		36			36	36			2	49.87	27	
	68	59	39	20		56			56	56			1	42.73	35	
	69	55	43	12		54			52	51			4	50.87	39	
	70	45	37	8		45			45	45			1	43.12	34	
	71	73	51	22		69			72	70			3	36.20	40	
	72	26	21	5	1	25			25	24			20	36.66	18	
	73	33	28	5		31			32	32			3	36.50	29	
	74	31	28	3		29			31	31			2	53.33	26	
	75	33	28	5		31			32	31			4	82.50	27	
	76	24	23	1		24			24	24			1		22	
	77	41	36	5		41			41	41			5	51.60	32	
	78	22	21	1		22			22	22			1		21	
	79	9	8	1		9			9	9			1		8	
	80	9	3	6		9			8	8			6	72.16	3	
	81	27	25	2	1	27			26	26			2		22	
	82	12	11	1		12			12	12			1		11	
	83	16	11	5	1	16			15	15			4	62.50	11	
	84	4	4			4			4	4					4	
	85	1				1			1	1					1	

<sup>1</sup>For renter-occupied dwelling units and vacant nonseasonal not dilapidated units, for rent.  
<sup>2</sup>For owner-occupied dwelling units and vacant nonseasonal not dilapidated units, for sale only.





Table 3.—CHARACTERISTICS OF HOUSING FOR CENSUS TRACTS, BY BLOCKS: 1950—Con.

Census tract	Block	All dwelling units by occupancy and tenure					All dwelling units by condition and plumbing facilities			Occupied dwelling units			Contract monthly rent <sup>1</sup>		Value <sup>2</sup> of one-dwelling-unit structures	
		Total	Owner occupied	Renter occupied	Vacant non-seasonal not dilap., for rent or sale	Other vacant and non-resident	Number reporting	No private bath or dilap.	No running water or dilap.	Total	Persons per room		Number reporting	Average monthly rent (dollars)	Number reporting	Average value (dollars)
											Number reporting	1.51 or more				
P-2	16	51	46	4	1											
	17	58	52	6												
	20	50	47	3												
	21	54	51	3												
	22	51	47	4												
	23	43	42	1												
	24	46	45			1										
	25	44	41	1		2										
	26	55	54		1											
	27	54	52	1		1										
	28	50	49	1												
	29	45	43	2												
	30	38	34	4												
	31	61	46	14		1										
	32	42	42													
	33	41	40	1												
	34	43	42	1												
	35	46	34	12												
	36	70	44	22		1										
	37	21	19	2		3										
	38	56	49	7												
	39	68	64	3		1										
	40	54	53			1										
	41	46	46						1	1						
	43	54	51	1		2										
	44	55	53	2		1										
	45	56	53	2												
	46	58	53	4		1										
	47	51	48	3												
	48	53	47	6												
	49	62	54	8												
	50	31	30	1												
	55	22	22	1		10										
	56	65	58	4		3										
	57	53	47	6												
	58	50	45	1		4										
	59	52	48	2		2										
	60	51	50	1												
	61	58	56	2		1										
	62	51	49	2												
	63	47	43	4												
	64	57	50	5		2										
	65	39	29	10												
	66	55	50	3		1										
	67	50	47	3												
	68	53	49	2												
	70	32	31	1		2										
	71	53	49	4												
	72	54	43	4		7										
	73	56	49	7		7										
	74	50	48	1		1										
	75	43	41	1		1										
	76	47	45	2												
	77	50	46	2		2										
	78	49	43	5												
	79	49	46	2		1										
	80	46	42	3		1										
	81	42	41	1		1										
	84	58	55	3												
	85	51	48	2		1										
	86	51	49	2												
	87	49	46	2		1										
	88	57	53	4												
	89	44	40	4												
	90	49	43	4		1										
	91	46	42	4												
	92	41	38	3												
	93	52	45	5		2										
	94	49	48	1												
	95	55	52	3												
	96	57	52	5												
	97	49	43	6												
	98	66	42	23		1										
	99	44	29	15												
	100	73	34	34		1										
	101	68	37	30		1										
	103	68	32	35		1										
	104	46	36	10												
	105	44	40	3												
	106	69	35	25		9										
	107	54	36	18												
	108	62	40	21		1										
	109	43	35	8												
	110	45	40	5												
	111	37	30	5		2										
	112	45	32	12		1										
	113	47	43	4												

<sup>1</sup>For renter - occupied dwelling units and vacant nonseasonal not dilapidated units, for rent.  
<sup>2</sup>For owner - occupied dwelling units and vacant nonseasonal not dilapidated units, for sale only.







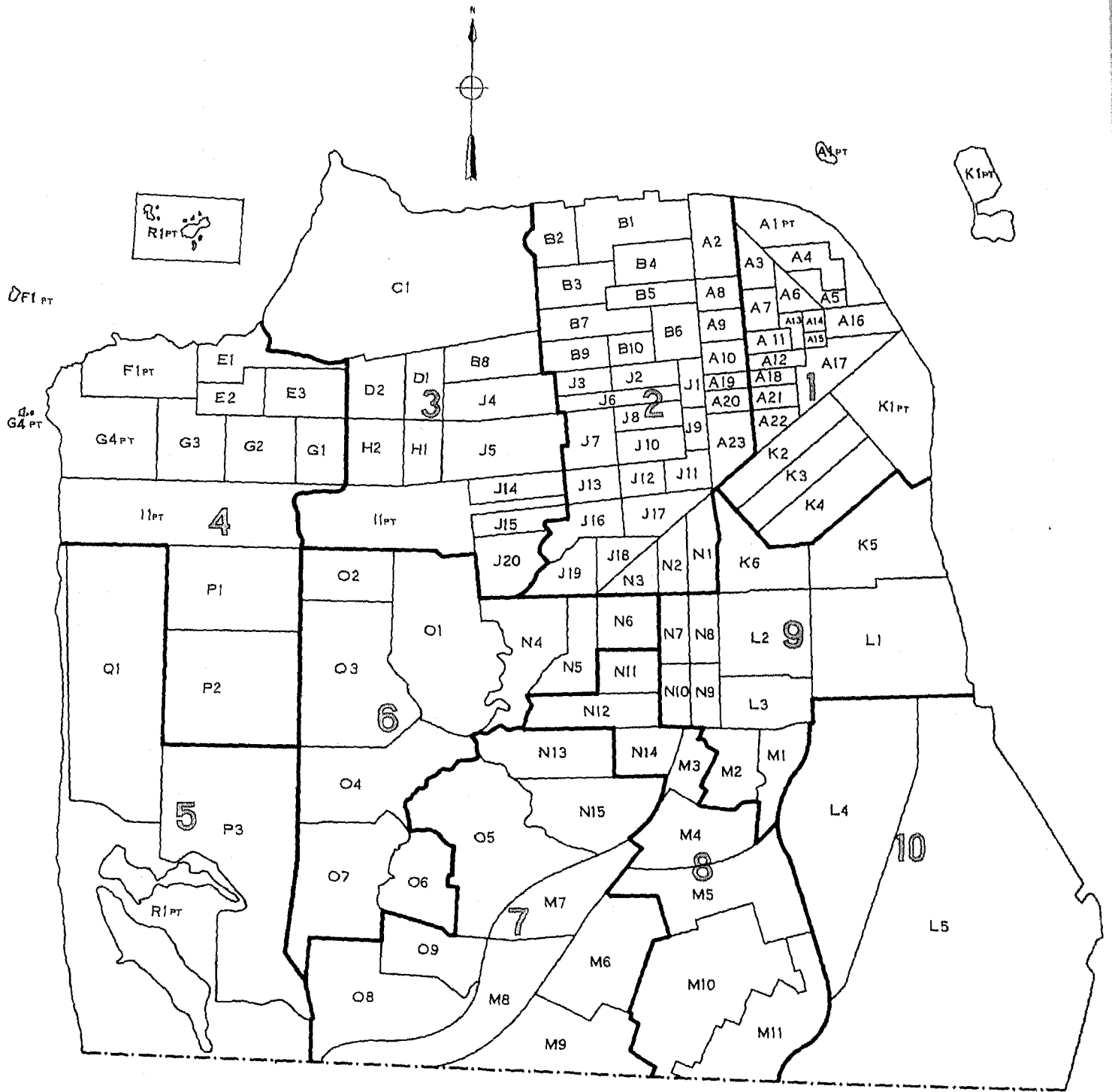
Table 3.—CHARACTERISTICS OF HOUSING FOR CENSUS TRACTS, BY BLOCKS: 1950—Con.

Census tract	Block	All dwelling units by occupancy and tenure					All dwelling units by condition and plumbing facilities			Occupied dwelling units			Contract monthly rent <sup>1</sup>		Value <sup>2</sup> of one-dwelling-unit structures		
		Total	Owner occupied	Renter occupied	Vacant non-seasonal not dilap., for rent or sale	Other vacant and non-resident	Number reporting	No private bath or dilap.	No running water or dilap.	Total	Persons per room		Occupied by non-white	Number reporting	Average monthly rent (dollars)	Number reporting	Average value (dollars)
											Number reporting	1.51 or more					
Q-1	156	47	44	1	1	47			45	45							
	159	59	47	1	1	59			58	58	1		11	74.36	44	12,993	
	160	46	36	9	1	46			45	45			8	78.00	41	13,795	
	161	18	18			18			18	18					36	12,158	
	162	50	42	7	1	50			49	49			7	82.71	17	11,911	
	163	55	45	10		55			55	55			10	62.50	36	11,727	
	164	50	41	9		50			50	50			9	84.88	40	10,740	
	165	49	41	8	1	49			48	48		1	3	90.00	46	10,695	
	166	56	48	8	1	56			54	54			6	90.00	46	11,100	
	167	41	40	1	1	41			41	41	1		1		39	11,069	
	168	41	31	9		41	5	5	40	40		1	9	54.11	29	11,882	
	169	66	55	11		66			62	62		1	37	52.10	24	10,812	
	170	53	48	5	1	53			52	52			3	88.33	48	11,122	
	171	29	27	2		29			29	29			1		27	9,477	
	172	29	25	4		29			28	28			3	67.00	53	11,210	
	173	55	55			55			55	55		2			51	11,419	
	174	41	38	3	1	41			40	40			2		39	11,107	
	175	40	35	5	1	40			38	38			3	100.00	37	11,567	
	176	21	18	3	1	21			20	20		1	2		17	11,567	
	177	18	16	2	1	18			17	17		1	1		17	10,323	
	178	53	52	1		53			53	53			1		51	13,015	
	179	77	52	25	1	77			56	56			5	62.00	52	10,825	
	180	55	55			55			55	55		1	7	92.14	44	13,293	
	183	55	55			55			55	55					53	12,983	
	184	55	55			55			55	55			4	112.50	51	11,403	
	185	48	44	4		48			48	48			4	100.00	43	12,188	
	188	39	38	1		39			39	39			1		38	11,905	
	189	35	35			35	1	1	35	35			1		35	11,700	
	190	34	29	5	1	34			33	33			4	93.25	29	11,710	
	191	49	46	3		49			49	49			3	61.66	46	10,297	
	192	31	21	9	1	30			30	29			9	57.00	20	10,390	
	193	44	16	28	5	44	1	1	39	39			25	61.68	14	9,392	
	194	14	14			14			14	14		1			11	11,436	
	197	3	2	1		3			3	3			1				
	199	11	8	3		11			9	9			1		8	11,812	
	200	26	24	2		26			26	26		1	1		24	12,237	
	201	51	48	3		51			51	51			3	87.33	48	12,100	
	202	44	40	4		44			44	43			4	92.50	38	13,531	
	203	29	24	5		29			26	26			1		27	12,181	
	204	40	31	9	3	40	1		32	32	1				38	12,852	
	205	40	36	4		40			40	40			4	100.00	36	15,191	
	206	48	45	3	1	48			47	47			1		45	12,088	
	207	53	51	2		53			53	53		1	2		51	13,466	
	R-1	2	16		15		16	2		15	15		1	13	68.61		
		3	1														
4		5	1	4		5			5	4							
10		4	1	3		3			4	4			2		1		

<sup>1</sup>For renter - occupied dwelling units and vacant nonseasonal not dilapidated units, for rent.  
<sup>2</sup>For owner - occupied dwelling units and vacant nonseasonal not dilapidated units, for sale only.



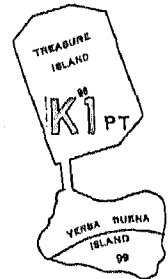
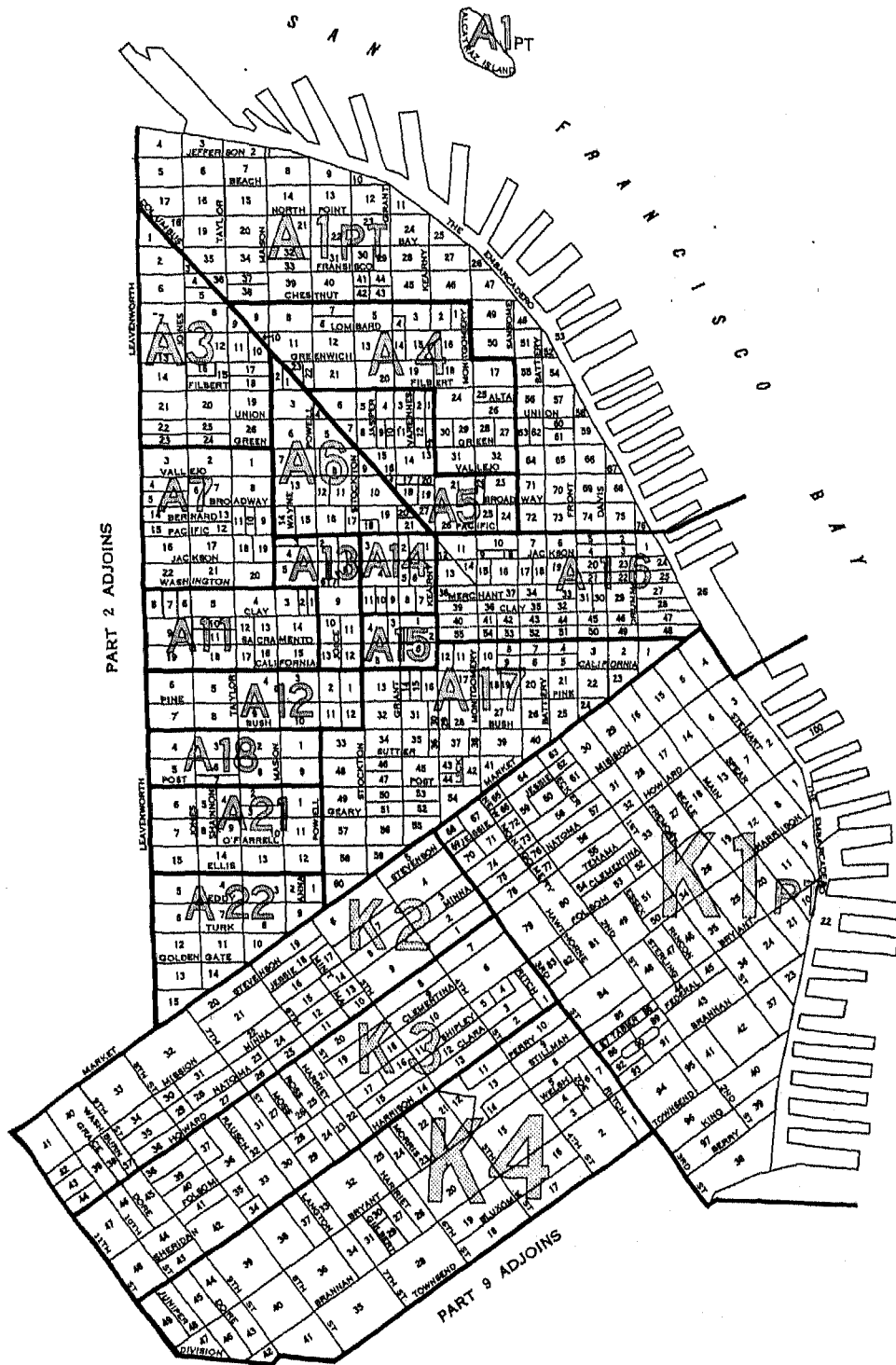
SAN FRANCISCO, CALIFORNIA, BY CENSUS TRACTS: 1950  
KEY MAP



LEGEND  
TRACT NUMBER 9  
PART NUMBER 1

SAN FRANCISCO, CALIFORNIA, BY CENSUS TRACTS AND BLOCKS: 1950

PART 1 OF 10 PARTS



LEGEND

BLOCK NUMBERS

TRACT NUMBERS

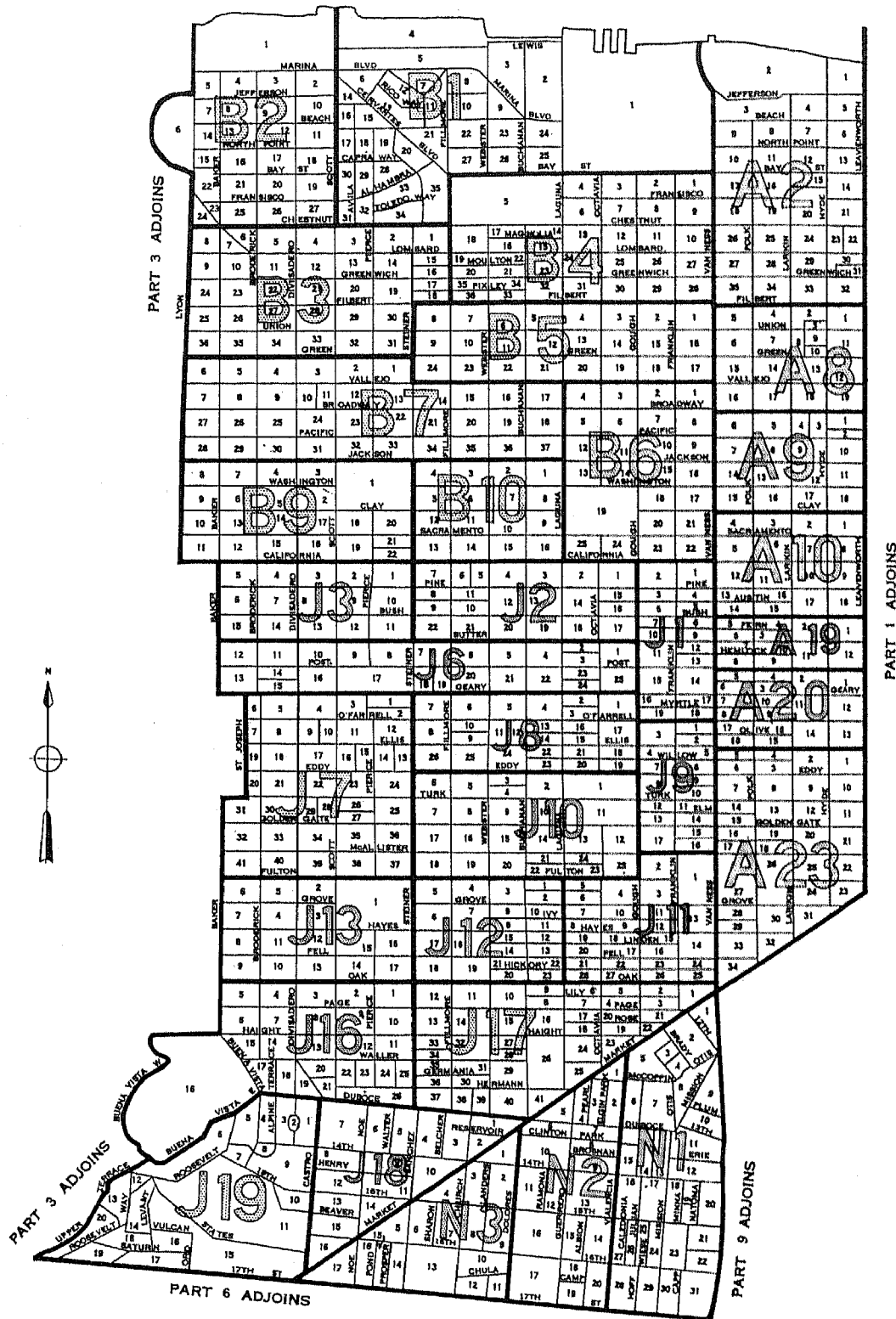
TRACT BOUNDARIES

U.S. DEPARTMENT OF COMMERCE, BUREAU OF THE CENSUS

SAN FRANCISCO, CALIFORNIA, BY CENSUS TRACTS AND BLOCKS: 1950

PART 2 OF 10 PARTS

SAN FRANCISCO BAY



SCALE IN FEET  
0 1000 2000 3000

LEGEND

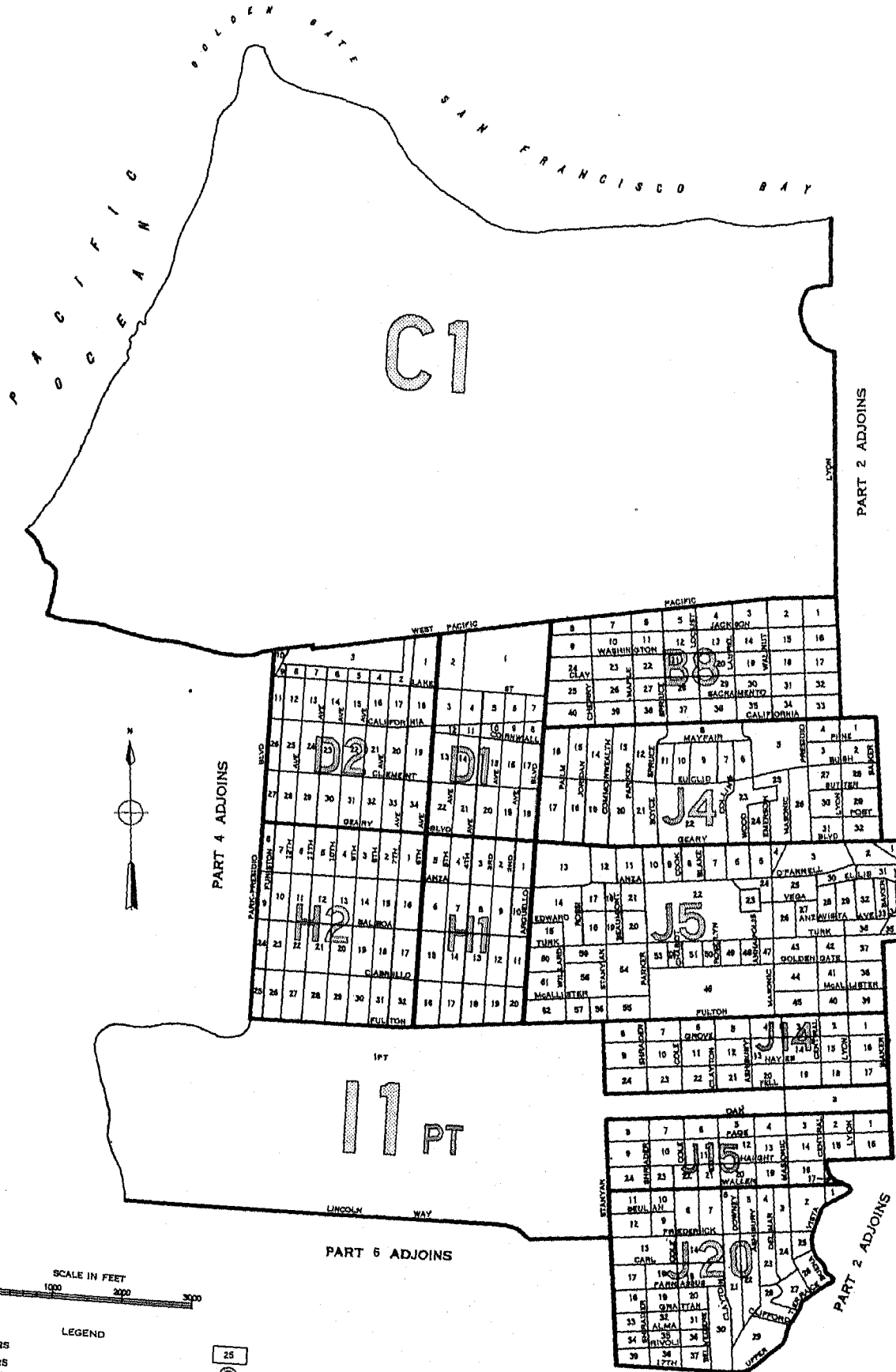
BLOCK NUMBERS

TRACT NUMBERS

TRACT BOUNDARIES

U.S. DEPARTMENT OF COMMERCE, BUREAU OF THE CENSUS

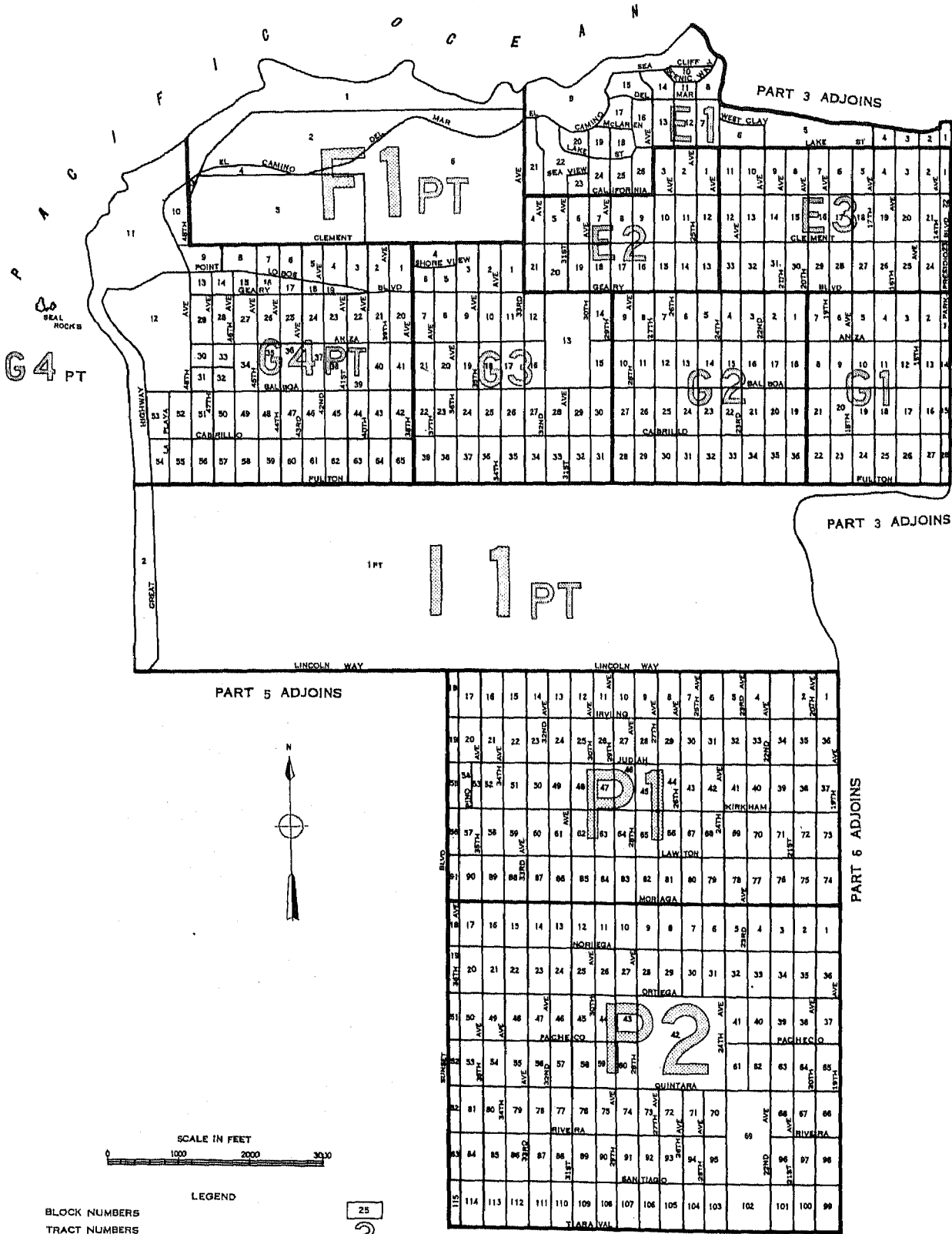
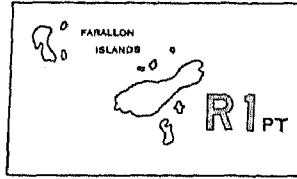
SAN FRANCISCO, CALIFORNIA, BY CENSUS TRACTS AND BLOCKS: 1950  
 PART 3 OF 10 PARTS



LEGEND  
 BLOCK NUMBERS  
 TRACT NUMBERS  
 TRACT BOUNDARIES  
 U.S. DEPARTMENT OF COMMERCE, BUREAU OF THE CENSUS

SAN FRANCISCO, CALIFORNIA, BY CENSUS TRACTS AND BLOCKS: 1950

PART 4 OF 10 PARTS



LEGEND

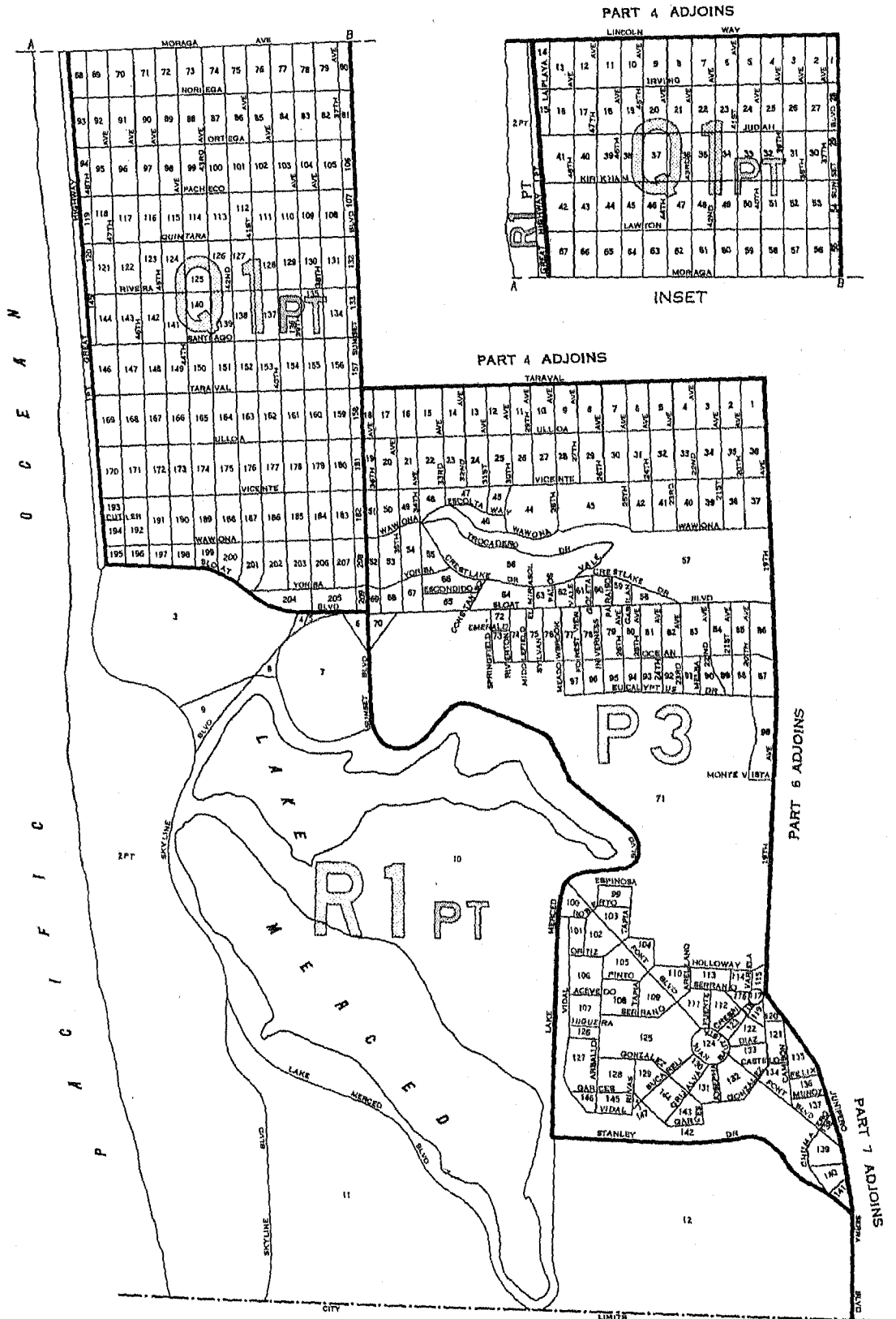
BLOCK NUMBERS  
 TRACT NUMBERS  
 TRACT BOUNDARIES  
 U.S. DEPARTMENT OF COMMERCE, BUREAU OF THE CENSUS

25  
2

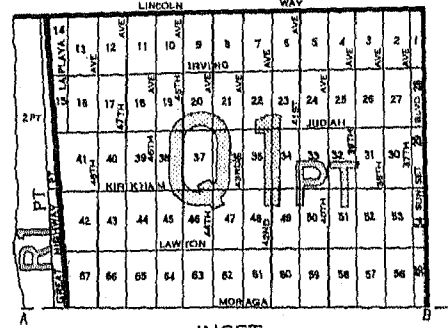
PART 5 ADJOINS

SAN FRANCISCO, CALIFORNIA. BY CENSUS TRACTS AND BLOCKS: 1950

PART 5 OF 10 PARTS

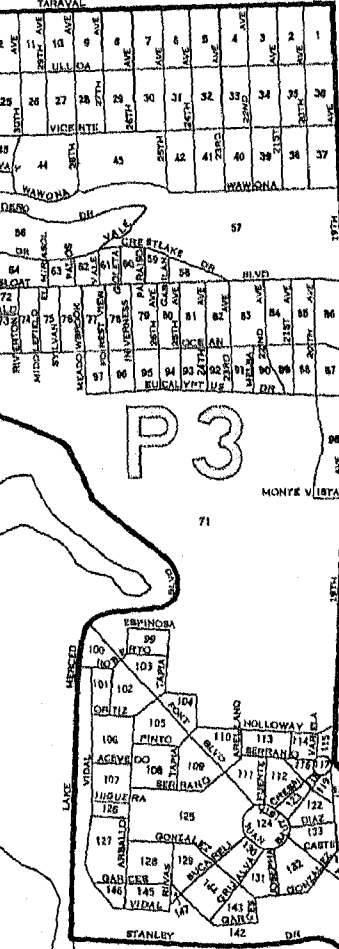


PART 4 ADJOINS



INSET

PART 4 ADJOINS



PART 6 ADJOINS

PART 7 ADJOINS

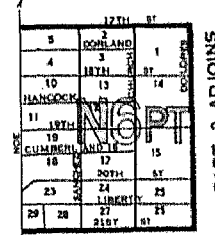
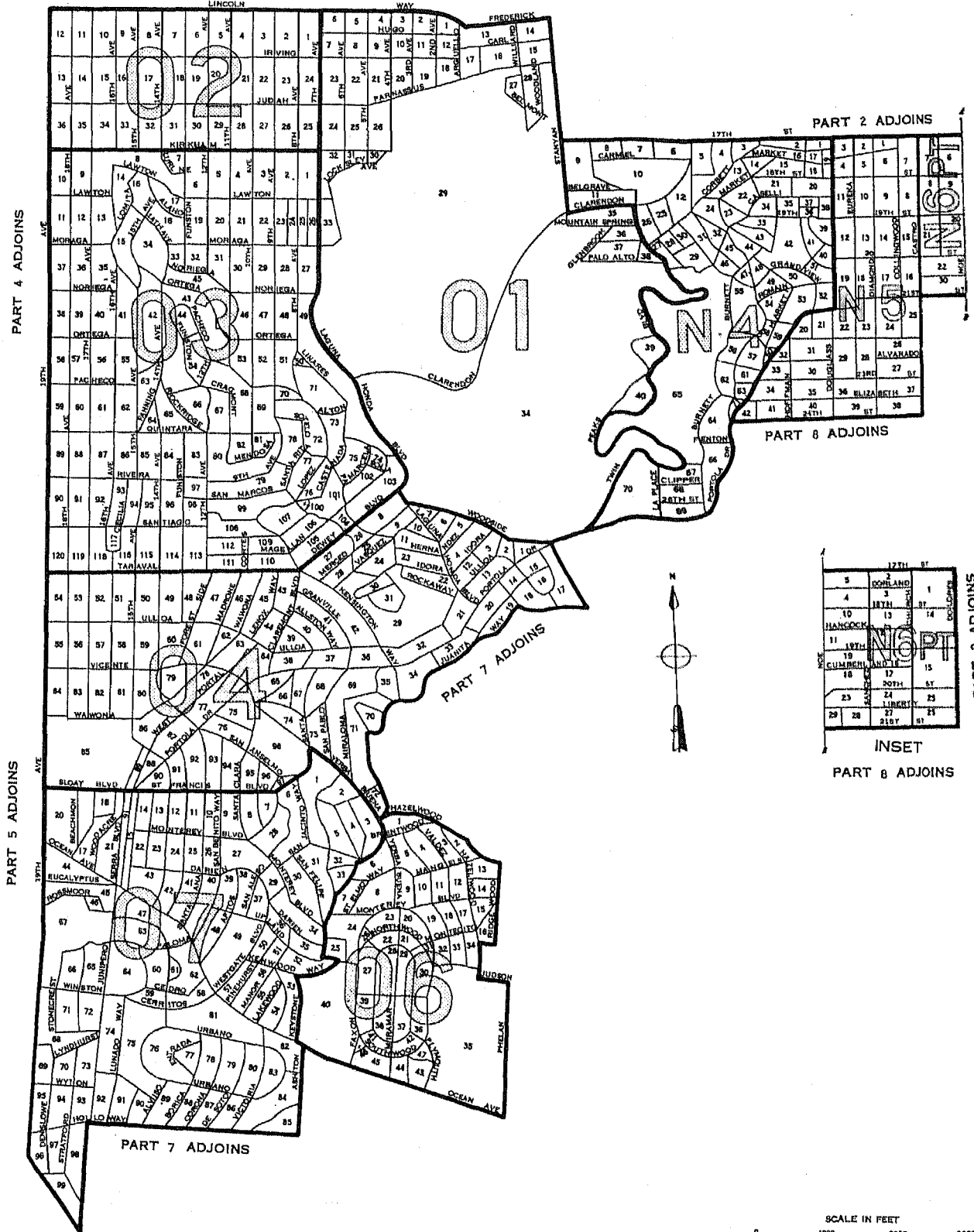


LEGEND

- BLOCK NUMBERS
  - TRACT NUMBERS
  - TRACT BOUNDARIES
- U.S. DEPARTMENT OF COMMERCE, BUREAU OF THE CENSUS



PART 3 ADJOINS

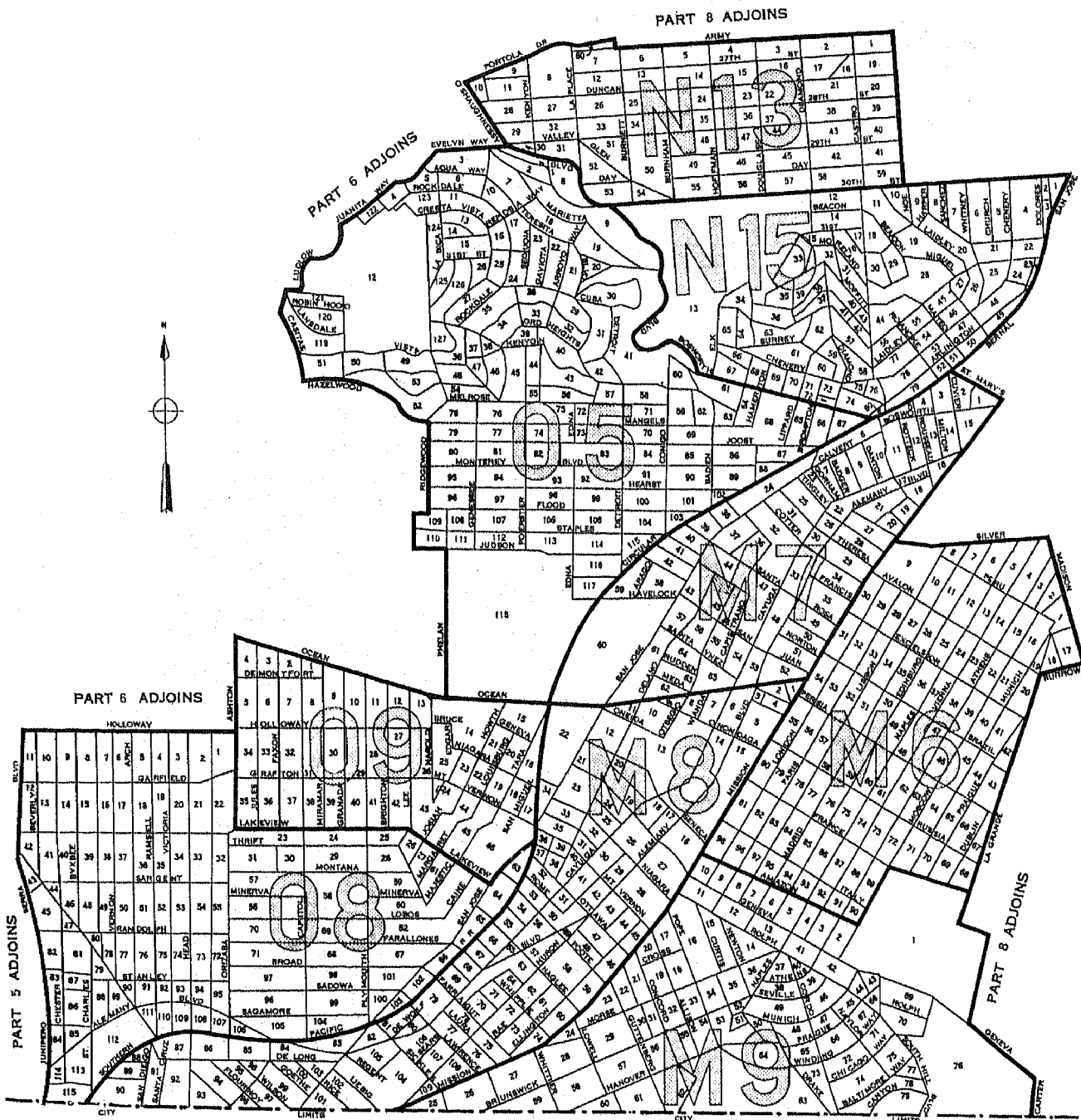


LEGEND

- BLOCK NUMBERS
- TRACT NUMBERS
- TRACT BOUNDARIES
- U.S. DEPARTMENT OF COMMERCE, BUREAU OF THE CENSUS

SAN FRANCISCO, CALIFORNIA, BY CENSUS TRACTS AND BLOCKS: 1950

PART 7 OF 10 PARTS



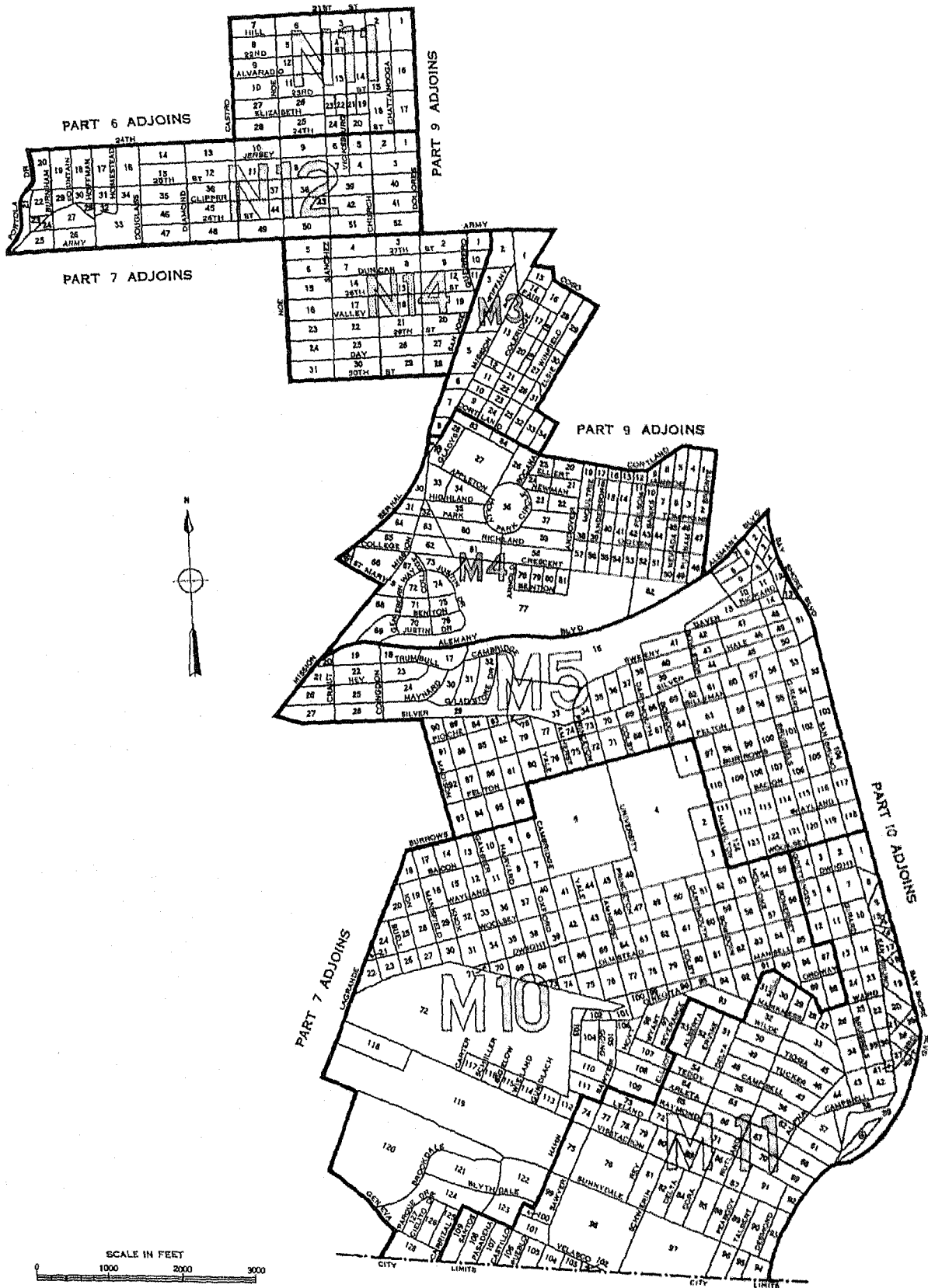
LEGEND

- BLOCK NUMBERS
- TRACT NUMBERS
- TRACT BOUNDARIES
- U.S. DEPARTMENT OF COMMERCE, BUREAU OF THE CENSUS



SAN FRANCISCO, CALIFORNIA, BY CENSUS TRACTS AND BLOCKS: 1950

PART 8 OF 10 PARTS



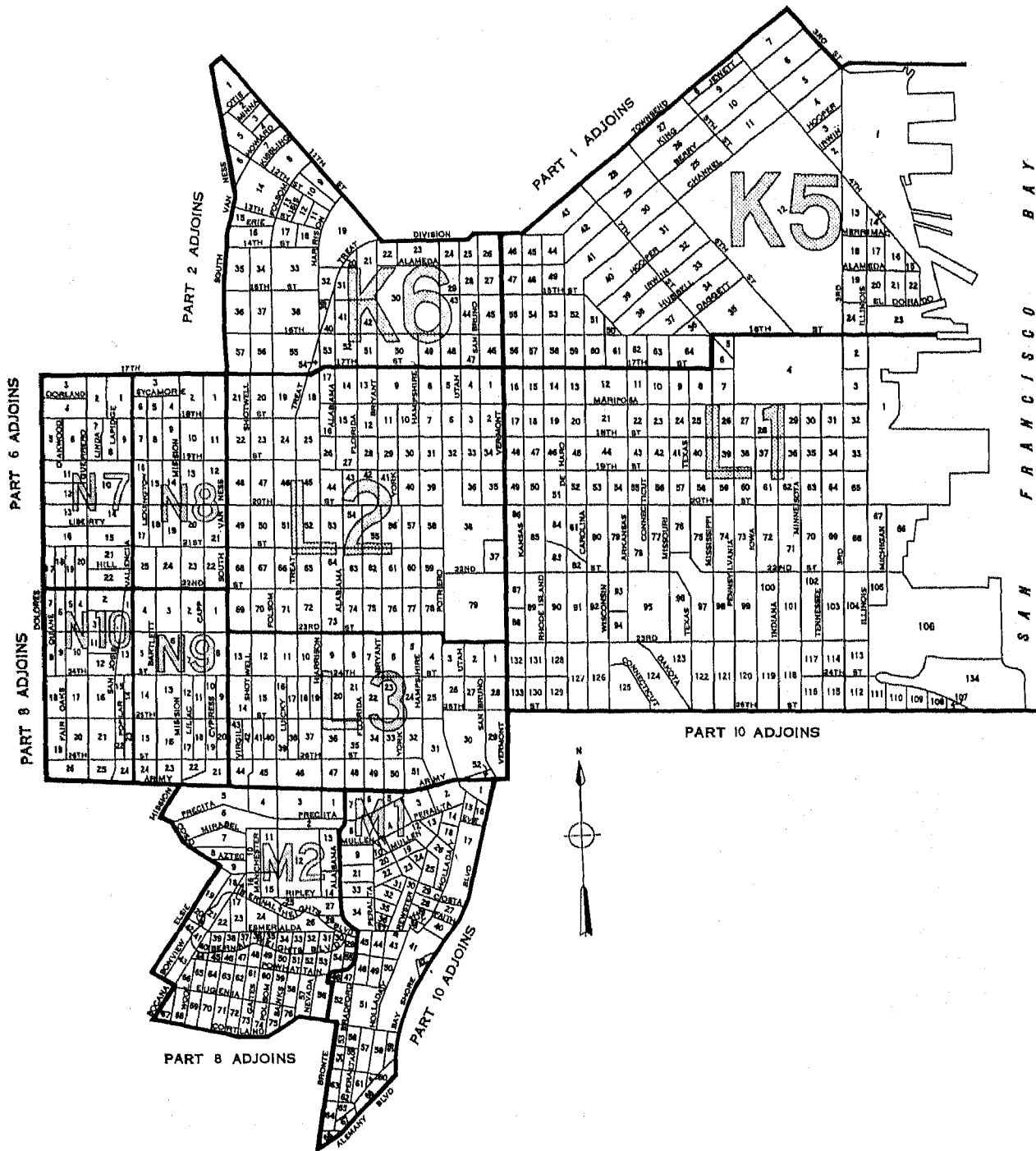
LEGEND

BLOCK NUMBERS	25
TRACT NUMBERS	2
TRACT BOUNDARIES	—

U.S. DEPARTMENT OF COMMERCE, BUREAU OF THE CENSUS

SAN FRANCISCO, CALIFORNIA, BY CENSUS TRACTS AND BLOCKS: 1950

PART 9 OF 10 PARTS

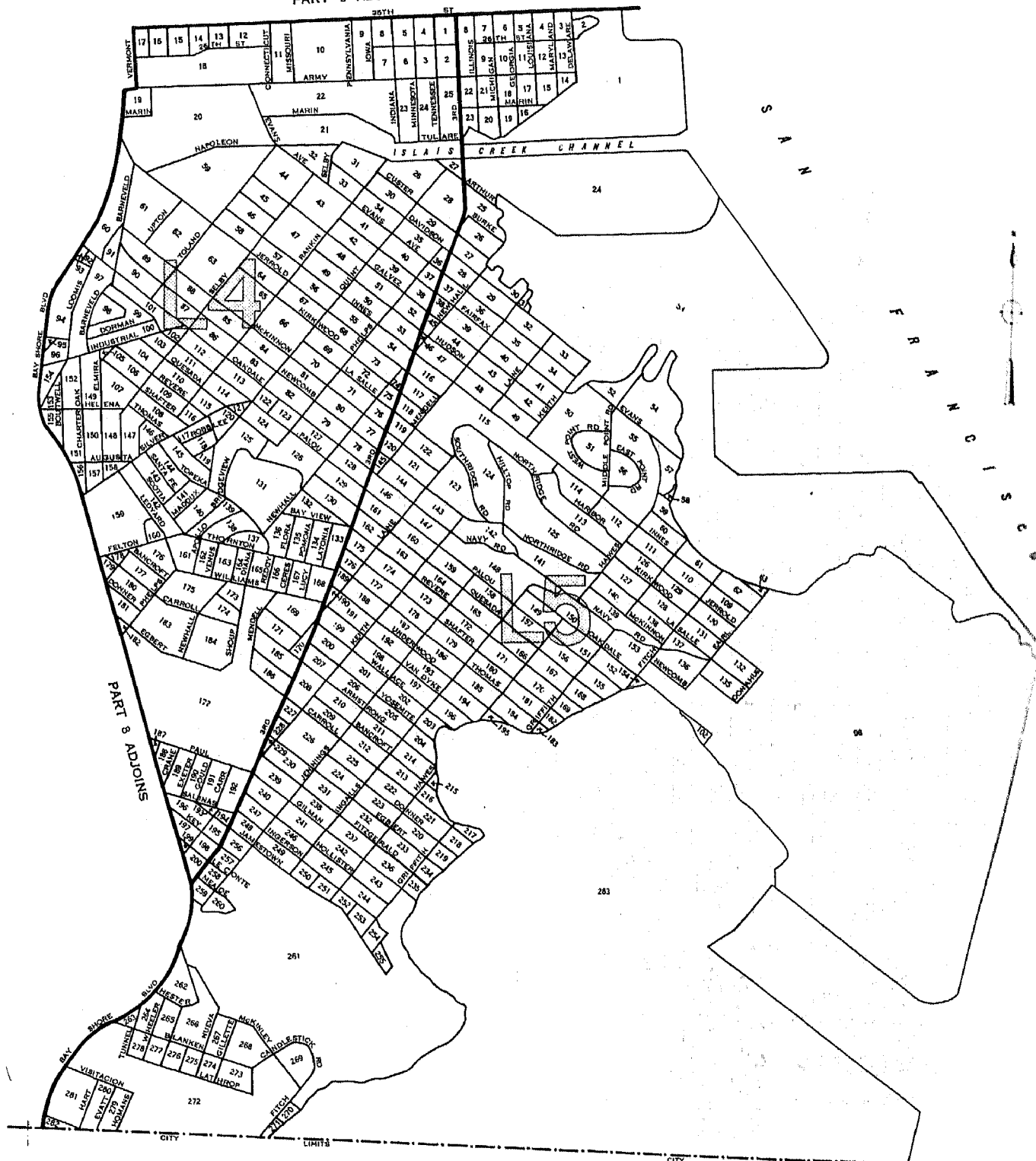


LEGEND  
BLOCK NUMBERS  
TRACT NUMBERS  
TRACT BOUNDARIES  
U.S. DEPARTMENT OF COMMERCE, BUREAU OF THE CENSUS

SAN FRANCISCO, CALIFORNIA. BY CENSUS TRACTS AND BLOCKS: 1950

PART 10 OF 10 PARTS

PART 9 ADJOINS



LEGEND  
BLOCK NUMBERS  
TRACT NUMBERS  
TRACT BOUNDARIES  
U.S. DEPARTMENT OF COMMERCE, BUREAU OF THE CENSUS