


# 1950 UNITED STATES CENSUS OF HOUSING

U. S. DEPARTMENT OF COMMERCE • BUREAU OF THE CENSUS



**SPRINGFIELD, MASS.** **BLOCK**  
**STATISTICS**

## U. S. CENSUS OF HOUSING: 1950

### Volume

- I General Characteristics
- II Nonfarm Housing Characteristics
- III Farm Housing Characteristics
- IV Residential Financing
- V Block Statistics

Housing statistics for census tracts are to be included in the Population reports on census tracts.

## U. S. CENSUS OF POPULATION: 1950

### Volume

- I Number of Inhabitants
- II Characteristics of the Population

Succeeding volumes will cover the following subjects:

Census Tracts, Nativity and Parentage, Nonwhite Population by Race, Persons of Spanish Surname, Institutional Population, Differential Fertility, Labor Force Characteristics, Occupation, Industry, Income, Internal Migration, Education, Characteristics of Families and Households.

**UNITED STATES CENSUS of HOUSING : 1950**  
U. S. DEPARTMENT OF COMMERCE  
CHARLES SAWYER, Secretary

BUREAU OF THE CENSUS  
ROY V. PEEL, Director



**BLOCK STATISTICS**


**SPRINGFIELD  
MASSACHUSETTS**

*Prepared under the supervision of  
Howard G. Brunsman, Chief  
Population and Housing Division*

1950 HOUSING CENSUS REPORT  
VOLUME V, PART 185

UNITED STATES GOVERNMENT PRINTING OFFICE 1952

**BLOCKS • CENSUS TRACTS**





## BUREAU OF THE CENSUS

ROY V. PEEL, *Director*

A. ROSS ECKLER, *Deputy Director*  
HOWARD C. GRIEVES, *Assistant Director*  
CONRAD TAEUBER, *Assistant Director*  
MORRIS H. HANSEN, *Assistant Director for Statistical Standards*  
ROBERT Y. PHILLIPS, *Assistant Director for Operations*  
CALVERT L. DEDRICK, *Coordinator, International Statistics*  
FRANK R. WILSON, *Information Assistant to the Director*

### Population and Housing Division—

HOWARD G. BRUNSMAN, *Chief*  
WAYNE F. DAUGHERTY, *Assistant Chief for Housing*  
ROBERT B. VOIGHT, *Assistant Chief for Operations*  
HENRY S. SHRYOCK, Jr., *Assistant Chief for Population*  
EDWIN D. GOLDFIELD, *Program Coordinator*

Quality and Equipment Statistics—Robert C. Hamer, *Chief*  
Inventory Statistics—Carl A. S. Coan, *Chief*  
Developmental Programs—J. Hugh Rose, *Chief*  
Residential Financing—Junia H. Honnold, *Chief*  
Territories and Possessions—Joel Williams, *Chief*  
Statistical Sampling—Joseph Steinberg, *Chief*  
Statistical Procedure—Morton A. Meyer, *Chief*  
Processing Operations—Milton D. Lieberman, *Chief*

Administrative Service Division—WALTER L. KEHRES, *Chief*  
Agriculture Division—RAY HURLEY, *Chief*  
Budget Officer—CHARLES H. ALEXANDER  
Business Division—HARVEY KAILIN, *Acting Chief*  
Field Division—LOWELL T. GALT, *Chief*  
Foreign Trade Division—J. EDWARD ELY, *Chief*  
Geography Division—CLARENCE E. BATSCHLET, *Chief*  
Governments Division—ALLEN D. MANVEL, *Chief*  
Industry Division—MAXWELL R. CONKLIN, *Chief*  
Machine Tabulation Division—C. F. VAN AREN, *Chief*  
Personnel Division—HELEN D. ALMON, *Chief*

### SUGGESTED IDENTIFICATION

U. S. Bureau of the Census. *U. S. Census of Housing: 1950. Vol. V, Block Statistics, Part 185.*  
U. S. Government Printing Office, Washington, D. C., 1952

For sale by the Superintendent of Documents, U. S. Government Printing Office, Washington 25, D. C.,  
or any of the Field Offices of the Department of Commerce - Price 20 cents



## PREFACE

This report presents statistics on characteristics of dwelling units by blocks for the city. The tabulations are based on data from the 1950 Census of Housing, taken as of April 1, 1950. Authorization for the 1950 Census of Housing as part of the Seventeenth Decennial Census was provided by the Housing Act of 1949, approved July 15, 1949.

The major portion of the information compiled from the 1950 Census of Housing appears in Volume I, *General Characteristics*; Volume II, *Nonfarm Housing Characteristics*; Volume III, *Farm Housing Characteristics*; Volume IV, *Residential Financing*; and Volume V, *Block Statistics*. Volume V consists of separate reports, issued as bulletins for each of the 209 cities which in 1940 or in a subsequent census had a population of 50,000 or more. These reports will not be bound into a single publication.

The subjects covered in both the 1950 and 1940 reports on characteristics of dwelling units by blocks are substantially similar.

This report was prepared under the direction of Howard G. Brunsman, Chief, Population and Housing Division, and Wayne F. Daugherty, Assistant Chief for Housing. Robert C. Hamer, Chief, Quality and Equipment Statistics Section, was in charge of coordinating the content and the format of the report with assistance from Carl A. S. Coan, Chief, Inventory Statistics Section; Floyd D. McNaughton, Chief, Equipment and Facilities Unit; Beulah Washabaugh, Chief, Tenure and Vacancy Unit; and Walter A. Hines. The compilation of the statistics was under the supervision of Robert B. Voight, Assistant Chief for Operations.

The collection of the information on which these statistics are based was under the supervision of Lowell T. Galt, Chief, Field Division. The geographic work, including the assignment of all block numbers and the preparation of maps, was under the supervision of Clarence E. Batschelet, Chief, Geography Division. The data were tabulated under the supervision of C. F. Van Aken, Chief, Machine Tabulation Division.

February 1952.

# SPRINGFIELD, MASS.

## CONTENTS

### INTRODUCTION

	Page		Page
General.....	1	Definitions and explanations—Continued	
Related reports.....	1	Condition and plumbing facilities.....	2
Census tracts.....	1	Persons per room.....	2
Use of data.....	1	Color of occupants.....	2
Comparability with 1940 Housing Census data.....	1	Contract monthly rent.....	2
Definitions and explanations.....	1	Value of one-dwelling-unit structures.....	2
Dwelling unit.....	1	Number reporting.....	2
Occupancy and tenure.....	2	Block identification.....	2

### TABLES

	Page
Table 1.—Characteristics of housing for the city: 1950.....	3
Table 2.—Characteristics of housing by census tracts: 1950.....	3
Table 3.—Characteristics of housing for census tracts, by blocks: 1950.....	4

Map of city, by blocks, appears following last page of tables.

# BLOCK STATISTICS

## INTRODUCTION

### GENERAL

Volume V of the Reports on Housing consists of a separate report for each of the 209 cities which in 1940, or in a subsequent census prior to 1950, had a population of 50,000 or more. Each report presents for the city, by blocks, tabulations for a limited number of subjects obtained in the Census of Housing. The subjects in these reports are similar to those in the block statistics supplements to Volume I of the reports of the 1940 Census of Housing. The subjects in this report present the number of dwelling units classified by occupancy and tenure, condition and plumbing facilities, persons per room, color of occupants, average contract monthly rent of renter-occupied and selected vacant units, and the average value of one-dwelling-unit owner-occupied and selected vacant structures. In table 1, the statistics for these subjects are summarized for the city. Table 2 contains the statistics for census tracts. In table 3, the data are presented by blocks within census tracts. Maps identifying the location of each block and the census tract boundaries are a part of this report.

**Related reports.**—Related statistics for this city are contained in the Reports on Housing, Volume I, *General Characteristics*; and in the Reports on Population, Volume I, *Number of Inhabitants*, and Volume II, *Characteristics of the Population*.

The Reports on Housing for each State in Volume I present data on the characteristics of dwelling units for the State by residence (urban, rural nonfarm, and rural farm), for standard metropolitan areas, urbanized areas, counties, for urban places, places of 1,000 to 2,500 inhabitants, and rural-nonfarm and rural-farm dwelling units for each county. Each report includes the following subjects: occupancy, tenure, race of occupants, type of structure, year built, condition and plumbing facilities, water supply, toilet and bathing facilities, number of rooms, number of persons, persons per room, electric lighting, heating equipment, heating and cooking fuels, refrigeration equipment, kitchen sink, radio, television, and, for nonfarm units, the contract monthly rent, gross monthly rent, and value of one-dwelling-unit structures.

Volume I of the Reports on Population shows the 1950 population of each county and of each minor civil division within the county. It also contains figures for each incorporated place, for each unincorporated place with 1,000 or more inhabitants, and for incorporated places of 5,000 or more by wards. A special series of tables presents data for each urbanized area giving the incorporated places and portions of minor civil divisions within it.

Volume II of the 1950 Population Reports contains statistics on the general characteristics of the population. Chapter A of this volume repeats the figures on number of inhabitants as shown in Volume I; Chapter B presents demographic, economic, and social characteristics of the population; and Chapter C gives more detailed cross-classifications for States and large cities and standard metropolitan areas.

**Census tracts.**—Census tracts are small areas into which certain large cities have been subdivided for statistical and local administrative purposes. In most cases the tracts are permanently established, so that comparison may be made from census to census. The boundaries of tracts are established so as to include approximately equal numbers of inhabitants or equal areas; and each tract is designed to represent an area that is fairly

homogeneous in population characteristics. Although the tracted areas of some cities extend into the suburbs, the data shown in this report are restricted to the tracts within the corporate limits of the city.

**Use of data.**—The tabulation of housing characteristics for areas as small as city blocks provides descriptive material of considerable value for technical studies of housing in the city. The statistics will be useful in compiling totals for special types of areas that may be defined to meet the requirements of individual investigators. Users of the data should bear in mind that in practically all cases the data for a given block represent the work of only one enumerator. Consequently, housing characteristics for blocks are subject to a wider margin of error than is to be expected in the figures for tracts or wards which represent returns made by a number of enumerators. Misinterpretation of instructions by one enumerator may cause a significant bias in the statistics for a block even though it may have a negligible effect upon the figures for larger areas. In particular, the enumeration of "condition" depended to a considerable extent upon the judgment of the individual enumerator. Also, failure to indicate the correct block number for a significant number of dwelling units may introduce errors into the block data.

**Comparability with 1940 Housing Census data.**—In the 1940 Census of Housing, reports entitled "Block Statistics" were issued as supplements to the first series of Housing bulletins. These supplements consisted of separate reports for each of the 191 cities which had 50,000 inhabitants or more in 1930.

In the 1950 reports, the block numbers used are different, in most cases, from those used in the 1940 reports. Therefore, to compare 1940 and 1950 data for a given block, it is necessary to locate the block on the maps to obtain the corresponding 1940 and 1950 block numbers.

The subjects in both the 1940 and 1950 reports are substantially similar. However, data on number of structures, year built, and mortgage status have been omitted from the 1950 report. Furthermore, in the 1940 reports average contract or estimated monthly rent was reported for all dwelling units while in 1950 average contract monthly rent is reported for some, and average value for other, dwelling units.

### DEFINITIONS AND EXPLANATIONS

More detailed and complete definitions are presented in Volume I of the Housing Reports.

**Dwelling unit.**—In general, a dwelling unit is a group of rooms or a single room, occupied or intended for occupancy as separate living quarters, by a family or other group of persons living together or by a person living alone.

A group of rooms, occupied or intended for occupancy as separate living quarters, is a dwelling unit if it has separate cooking equipment or a separate entrance. A single room, occupied or intended for occupancy as separate living quarters, is a dwelling unit if it has separate cooking equipment or if it constitutes the only living quarters in the structure. Also, each apartment in a regular apartment house is a dwelling unit even though it may not have separate cooking equipment. Excluded from the dwelling unit count are large rooming houses, institutions, dormitories, and transient hotels and tourists courts.

In the 1940 Census, a dwelling unit was defined as the living quarters occupied or intended for occupancy by one household.

A household consisted of a family or other group of persons living together with common housekeeping arrangements, or a person living entirely alone. However, the enumerator was not explicitly instructed to define rooms as dwelling units on the basis of cooking equipment or separate entrance.

The number of dwelling units in the 1950 Census may be regarded as comparable with the number of dwelling units in the 1940 Census. Some living quarters may have been classified as separate dwelling units in the one census and not in the other. Further, in the 1950 Census, living quarters with five or more lodgers were not tabulated as dwelling units; generally, such quarters were included in the 1940 dwelling unit count. However, the net effect of these changes is probably small.

**Occupancy and tenure.**—Dwelling units are classified by occupancy and tenure into four groups: owner-occupied; renter-occupied; vacant nonseasonal not dilapidated, for rent or sale; and other vacant and nonresident. A dwelling unit is classified as owner-occupied if it was owned wholly or in part by the head of the household or by some related member of his family living in the dwelling unit. All other occupied units are classified as renter-occupied whether or not cash rent was actually paid for living quarters. Rent-free units and living accommodations received in payment for services performed are thus included with the renter-occupied units.

A dwelling unit is considered vacant if no persons are living in it at the time of enumeration. New units not yet occupied were enumerated as vacant dwelling units if construction had proceeded to the extent that all the exterior windows and doors were installed and final usable floors were in place. The classification "Vacant nonseasonal not dilapidated, for rent or sale" is descriptive of the vacant dwelling units reported in this classification. "Other vacant and nonresident" units include all dilapidated and seasonal vacant units as well as the not dilapidated units which were not for rent or sale.

Because of changes in enumeration procedures, the counts of total vacant units in 1940 and 1950 are not strictly comparable. In 1940, vacant units were enumerated if they were habitable; units uninhabitable and beyond repair were excluded from the enumeration. In 1950, units were included regardless of condition if they were intended for occupancy as living quarters. Therefore, no comparison should be made between the data on "vacant nonseasonal not dilapidated, for rent or sale" units from the 1950 Census and data in the 1940 Census reports.

In both censuses, dwelling units occupied entirely by non-residents were included with vacant units not for rent or sale. Trailers, tents, houseboats, and railroad cars which were vacant were excluded from the dwelling unit inventory in both 1950 and 1940.

**Condition and plumbing facilities.**—Data on condition of a dwelling unit are shown in combination with data for selected plumbing facilities and are, therefore, limited to units for which both condition and plumbing facilities are reported. Plumbing facilities include water supply, toilet facilities, and bathing facilities.

The category "with private bath" includes those dwelling units reported with both a flush toilet and a bathtub or shower inside the structure for the exclusive use of the occupants of the unit. The category "no private bath" includes those dwelling units not having private flush toilet or not having private bathing facilities. The "no running water" category includes units with only piped running water outside the structure or with only other sources such as a hand pump.

A dwelling unit is "dilapidated" when it is run-down or neglected, or is of inadequate original construction, so that it does not provide adequate shelter or protection against the elements or it endangers the safety of the occupants.

**Persons per room.**—The number of persons per room has been computed for each occupied dwelling unit by dividing the number

of persons in the dwelling unit by the number of rooms in the dwelling unit. All persons enumerated in the Population Census as members of the household (including lodgers, servants, and other nonrelated persons) are counted in determining the number of persons that occupy the dwelling unit. The number of rooms in the dwelling unit includes all rooms available for living quarters throughout the year. Not counted as rooms are bathrooms, closets, pantries, halls, screened porches, and unfinished rooms in the basement and attic.

**Color of occupants.**—Occupied dwelling units are classified by color of head of household according to the definition used in the 1950 Census of Population. The group designated as "non-white" consists of Negroes, Indians, Japanese, Chinese, and other nonwhite races. Persons who are not definitely Indian or of other nonwhite race are classified as white.

**Contract monthly rent.**—Contract monthly rent is the rent, at the time of enumeration, contracted for by the renter regardless of whether it includes furniture, heating fuel, electricity, cooking fuel, water, or personal services.

Monthly rent for vacant dwelling units is the amount asked for the dwelling unit at the time of enumeration. The average monthly rent relates to renter-occupied dwelling units and vacant nonseasonal not dilapidated units for rent. Dwelling units which are occupied "rent-free" are not included with the units reporting rent.

**Value of one-dwelling-unit structures.**—Average value is shown for owner-occupied dwelling units and vacant nonseasonal not dilapidated units which are for sale only. Value is shown only if the unit is in a one-dwelling-unit structure without business and if it is the only dwelling unit included in the property. The value represents the amount for which the owner estimates that the property, including such land as belongs with it, would sell under ordinary conditions and not at a forced sale. For vacant units, value is the sale price asked by the owner.

**Number reporting.**—Occupancy and tenure are reported for all dwelling units, and color of occupants is reported for all occupied units. The corresponding distributions for these subjects in table 1 are based on all dwelling units and on occupied units, respectively. For all other subjects, the distributions are based on the units for which the specific characteristics are reported, that is, the "Number reporting."

The number of dwelling units for which the enumerator obtained no report on a particular item is shown for the city totals only; however, the number "not reported" can easily be derived for each area in tables 2 and 3 by subtracting the number reporting from the total number of dwelling units (or total occupied).

**Block identification.**—A map or series of maps is included in this report showing block numbers for each block, number and letter designations for tracts, and the names of principal streets.

Blocks are identified by serial numbers, a separate series of numbers being used for each tract. Thus, the location of each block for which data are presented in table 3 may be determined by referring to the tract and block number shown on the map. Similarly, data for a specific block may be located in the table by reference to the map for identification numbers of the tract and block.

If no dwelling units are reported for a block, the block number is not listed in table 3, although it is shown on the map. Dwelling units for which the block number was not reported are indicated in the table by the symbol "NR." Detailed data are not shown for such dwelling units, nor for blocks containing fewer than three dwelling units. Average monthly rent is not shown when the monthly rent was reported for fewer than three dwelling units. Average value is not shown when the value of one-dwelling-unit properties was reported for fewer than three dwelling units. All dwelling units are included, however, in the statistics for the city and for each tract.

Table 1.—CHARACTERISTICS OF HOUSING FOR THE CITY: 1950

Subject	Number	Percent	Subject	Number	Percent
<b>OCCUPANCY AND TENURE</b>			<b>PERSONS PER ROOM</b>		
All dwelling units.....	47,414	100.0	Occupied dwelling units.....	46,708	...
Owner occupied.....	19,776	41.7	Number reporting.....	46,324	100.0
Renter occupied.....	26,932	56.8	1.50 or less.....	45,624	98.5
Vacant nonseasonal not dilapidated, for rent or sale.....	418	0.9	1.51 or more.....	700	1.5
Other vacant and nonresident.....	288	0.6	Not reported.....	384	...
<b>CONDITION AND PLUMBING FACILITIES</b>			<b>CONTRACT MONTHLY RENT</b>		
All dwelling units.....	47,414	...	Renter-occupied, and vacant nonseasonal not dilapidated units, for rent—Number reporting.....	26,380	...
Number reporting.....	46,565	100.0	Total contract monthly rent..... dollars..	968,546	...
With private bath, not dilapidated.....	43,319	93.0	Average monthly rent..... dollars..	36.72	...
No private bath, with running water, not dilapidated.....	1,374	3.0	<b>VALUE OF ONE-DWELLING-UNIT STRUCTURES</b>		
No running water or dilapidated.....	1,872	4.0	Owner-occupied, <sup>1</sup> and vacant nonseasonal not dilapidated units, for sale only—Number reporting.....	11,987	...
Condition or plumbing facilities not reported.....	849	...	Total value or sale price..... dollars..	114,396,500	...
No private bath or dilapidated.....	3,246	7.0	Average value..... dollars..	9,543	...
<b>COLOR OF OCCUPANTS</b>					
Occupied dwelling units.....	46,708	100.0			
White.....	45,221	96.8			
Nonwhite.....	1,487	3.2			

<sup>1</sup> Restricted to 1-dwelling-unit properties.

Table 2.—CHARACTERISTICS OF HOUSING BY CENSUS TRACTS: 1950

Census tract	All dwelling units by occupancy and tenure					All dwelling units by condition and plumbing facilities			Occupied dwelling units			Contract monthly rent <sup>1</sup>		Value <sup>2</sup> of one-dwelling-unit structures		
	Total	Owner occupied	Renter occupied	Vacant nonseasonal not dilap., for rent or sale	Other vacant and nonresident	Number reporting	No private bath or dilap.	No running water or dilap.	Total	Persons per room	Occupied by non-white	Number reporting	Average monthly rent (dollars)	Number reporting	Average value (dollars)	
										Number reporting	1.51 or more					
TOTAL	47414	19776	26932	418	288	46565	3246	1872	46708	46324	700	1487	26380	36.72	11987	9,543
1	2155	986	1154	8	7	2127	226	43	2140	2119	31	1	1117	26.56	581	7.998
2	1902	1286	594	14	8	1894	30	10	1880	1866	10	6	35.77	1050	8.919	
3	1095	751	328	12	4	1087	30	187	1079	1070	9	3	32.16	646	8.317	
4	2166	1248	894	11	13	2156	75	63	2142	2133	8	1	8.72	725	8.076	
5	1068	605	450	16	7	1061	19	8	1055	1052	3	3	4.43	313	13.021	
6	2169	1050	1100	19	11	2145	140	14	2155	2142	54	3	17.89	34.43	49	1.0351
7	1051	350	770	11	1	978	91	84	1042	1032	43	68	7.56	27.11	84	5.884
8	1872	287	1567	9	9	1825	305	168	1854	1823	92	51	15.23	33.69	28	6.267
9	1852	499	1330	6	17	1830	113	94	1829	1814	21	3	12.99	29.43	74	8.381
10	1089	114	966	2	7	933	378	333	1080	1067	57	414	9.43	23.99	23	4.791
11	1258	143	1092	16	7	1219	309	169	1235	1202	48	90	10.62	34.91	16	6.437
12	1947	106	1810	18	13	1911	210	146	1916	1894	27	4	17.87	43.68	19	9.394
13	1944	891	1038	6	9	1928	95	122	1929	1919	27	24	10.11	42.38	551	9.516
14	2053	954	1053	33	13	2038	40	10	2007	2000	19	25	10.44	36.98	625	8.532
15	2129	1667	426	16	20	2107	187	70	2093	2077	37	15	4.00	51.76	1462	7.737
16	760	643	52	53	12	747	82	44	695	690	16	2	4.6	61.13	644	11.787
17	2230	1135	1068	16	11	2213	106	56	2203	2191	12	14	10.38	37.74	512	9.919
18	2272	893	1735	24	20	2267	295	233	2268	2251	69	656	17.05	29.94	432	5.738
19	3293	714	2529	34	16	3225	109	25	3243	3215	42	70	24.83	42.68	306	9.690
20	2044	310	1710	13	11	1998	79	17	2020	1997	36	27	16.86	34.32	53	9.856
21	2472	1005	1420	34	13	2438	52	31	2425	2401	15	1	14.02	52.81	547	14.146
22	1213	436	761	6	10	1202	20	8	1197	1185	5	1	7.45	40.16	149	9.481
23	2410	1059	1328	11	12	2367	32	17	2387	2376	15	5	13.13	36.28	374	9.286
24	847	771	35	23	18	839	11	4	806	803	1	2	3.0	49.00	77	11.048
25	1191	1044	131	10	6	1154	17	11	1175	1164	1	1	11.17	46.83	965	11.223
26	2532	1607	890	18	17	2506	26	5	2497	2473	2	1	8.75	40.34	974	10.504

<sup>1</sup>For renter-occupied dwelling units and vacant nonseasonal not dilapidated units, for rent.  
<sup>2</sup>For owner-occupied dwelling units and vacant nonseasonal not dilapidated units, for sale only.

HOUSING—BLOCK STATISTICS

Table 3.—CHARACTERISTICS OF HOUSING FOR CENSUS TRACTS, BY BLOCKS: 1950

[Detailed statistics not shown for blocks containing fewer than 3 dwelling units, nor for dwelling units not allocated by blocks (designated by NR)]

Census tract	Block	All dwelling units by occupancy and tenure				All dwelling units by condition and plumbing facilities			Occupied dwelling units			Contract monthly rent <sup>1</sup>		Value <sup>2</sup> of one-dwelling-unit structures		
		Total	Owner occupied	Renter occupied	Vacant non-seasonal not dilap., for rent or sale	Other vacant and non-resident	Number reporting	No private bath or dilap.	No running water or dilap.	Total	Persons per room		Number reporting	Average monthly rent (dollars)	Number reporting	Average value (dollars)
											Number reporting	1.51 or more				
1	3	56	14	42					56	56	2	42	27.76	4	10,000	
	4	51	19	32					51	50		32	24.53	5	5,900	
	6	118	25	93					118	117		92	23.73	6	7,916	
	7	41	9	32					41	41	1	31	17.12	3	8,233	
	8	35	5	30					35	35	1	30	21.13	2		
	9	24	3	20		1			24	23		20	33.20	2		
	10	29	4	25			1		29	29		25	19.32	2		
	11	19	1	18					19	19	4	18	20.83			
	14	13	6	7					13	13		6	49.16	4	8,625	
	15	18	1	17					18	18		17	26.94			
	16	44	7	37					44	44		36	23.16	4	5,875	
	17	116	25	89	1	1			116	114		85	24.14	8	9,312	
	18	57	19	38					57	57	2	36	24.41	4	8,375	
	19	28	12	16					28	28		16	27.50	4	6,250	
	20	88	35	53					88	88	1	53	21.66	15	7,200	
	21	49	8	41					49	48		40	27.90	1		
	22	1														
	23	28	6	21	1				28	18		20	29.55			
	25	14	10	4					14	14		3	26.33	6	7,166	
	26	51	20	31					51	49	3	29	22.62	5	5,760	
	27	14	3	11					14	14		10	25.20	2		
	28	9	6	3					9	9		1		3	5,666	
	29	6	5	1					6	6		1		4	3,625	
	30	4	3	1					4	4		1		3	5,433	
	32	7	6	1					7	7		1		5	5,500	
	36	3	3						3	3				3	7,500	
	37	28	10	17	1				27	27		18	24.00	5	7,500	
	38	4	1	3					4	4		3	21.33			
	39	12	7	5					12	12		4	28.25	3	6,666	
	40	19	6	13					19	19		13	16.30	2		
	41	20	11	9					20	20	2	9	22.00	4	7,075	
	42	14	7	7					14	14		7	33.28	2		
	43	9	5	4					9	9		4	23.75	1		
	44	38	32	5	1				37	37	1	5	49.40	32	7,950	
	45	6	4	2					6	6		2		3	9,333	
	46	12	10	2					12	12		2		7	6,214	
	47	15	10	5					15	15		3	32.33	5	6,400	
	48	23	14	9					23	23		14	26.28	3	7,666	
	49	41	18	21	1	1			39	39		21	24.85	4	9,000	
	50	12	6	6					12	12		6	22.50			
	53	11	7	4					11	11		4	24.50	1		
	54	34	21	13				1	34	34		13	27.53	9	7,277	
	55	11	7	4					11	11		4	29.75	3	7,000	
	56	3	2	1					3	3		1		1		
	57	42	12	30			10		42	42		30	25.56	3	7,833	
	58	39	14	24	1				38	38		25	30.88	4	9,375	
	59	14	16	8					14	14		8	29.37	4	8,500	
	60	39	11	28					39	39		26	26.96	1		
	61	7	4	3					7	7		3	38.66	2		
	63	9		1					9	9		1		8	10,000	
	66	4	4						4	4				4	10,500	
	68	11	8	3					11	11		3	56.66	4	10,500	
	70	6	5	1					6	6				7	14,482	
	73	51	17	33		1			50	50		33	37.00	4	17,000	
	74	13	8	5					13	13		8	22.50	4	6,250	
	75	22	17	5					22	22		17	35.00	1	10,125	
	76	16	11	5					16	16		11	35.60	12	8,541	
	77	6	4	2					6	6		4	31.80	8	9,750	
	78	22	15	7					22	22		15	26.56	3	8,500	
	79	16	10	6					16	16		10	38.14	11	7,636	
	81	28	4	24				2	28	28	1	4	33.75	17	8,964	
	83	22	9	13					22	22		13	28.76	3	7,833	
	84	12	4	8					12	12	1	8	20.75	3	11,166	
	86	30	18	12				4	30	30		16	30.93			
	87	18	11	7					18	18		7	27.42	2		
	88	48	26	22					48	44		19	34.15	8	11,125	
	89	16	12	4					16	16		4	32.75	10	8,450	
	90	11	9	2		1			10	10		3	37.33	6	10,083	
	91	7	7						7	7		3		5	7,840	
	92	4	4						4	4				5	8,625	
	93	4	4						4	4				4	7,875	
	96	10	10						10	10				10	9,850	
	97	23	21	2					23	22		2		19	10,221	
	98	9	8	1					9	9		1		7	8,642	
	99	8	8						8	8				2	11,916	
	100	3	2	1					3	3				6		
	101	60	6	53	1			1	59	59		53	26.69	4	4,875	
	102	5	4	1				1	5	5				4	8,250	
	103	9	8	1		1			9	9		1		7	5,357	
	104	15	9	6				3	15	15		4	24.00	7	4,500	
	105	13	7	5					13	13		5	28.20	6	7,166	
	106	8	8			1			8	8		8		8	6,375	
	107	1														
	108	2														
	109	11	11					3	11	10	1			10	5,700	
	110	3	3						3	3				3	7,000	
	112	29	23	6				6	29	29	2	5	47.00	20	6,400	

<sup>1</sup>For renter-occupied dwelling units and vacant nonseasonal not dilapidated units, for rent.

<sup>2</sup>For owner-occupied dwelling units and vacant nonseasonal not dilapidated units, for sale only.

Table 3.—CHARACTERISTICS OF HOUSING FOR CENSUS TRACTS, BY BLOCKS: 1950—Con.

Census tract	Block	All dwelling units by occupancy and tenure					All dwelling units by condition and plumbing facilities			Occupied dwelling units			Contract monthly rent <sup>1</sup>		Value <sup>2</sup> of one-dwelling-unit structures		
		Total	Owner occupied	Renter occupied	Vacant non-seasonal not dilap., for rent or sale	Other vacant and non-resident	Number reporting	No private bath or dilap.	No running water or dilap.	Total	Persons per room		Occupied by non-white	Number reporting	Average monthly rent (dollars)	Number reporting	Average value (dollars)
											Number reporting	1.51 or more					
1	114	1															
	116	2															
	117	10	6	4		10			10	10			4	23.50	4	6,925	
	118	3	3			3			3	3					3	8,833	
	119	5	4	1		5			5	5			1		4	8,275	
	120	15	14	1		15			15	15			1		13	8,423	
	121	3	3			3			3	3					3	10,166	
	122	16	14	2		16	2	2	16	16			2		14	7,928	
	123	9	7	2		9			9	9			2		7	7,857	
	124	33	27	6		29	1	1	33	30		1	5	33.60	23	7,252	
	125	13	10	3		13	2	2	13	13	1		3	29.00	10	7,150	
	126	16	13	3		15			16	16			2		13	7,830	
	127	21	18	3		21			21	20			2		17	7,352	
	128	3	2	1		3	2	2	3	3			1		2	4	
	129	5	4	1		5	1	1	5	5			1		4	8,000	
	130	5	3	2		4			5	4			2		2	2	
	131	26	19	7		26	1	1	26	26			7	31.00	14	7,307	
	132	6	4	1	1	6			5	4			1		4	6,375	
2	3	8	5	2		8	2	2	7	7	1		1		5	11,800	
	4	21	18	3		21	8	1	21	21			2		11	15,000	
	7	5	5			5			5	5					5	11,100	
	9	18	17	1		18			17	15					17	9,158	
	11	5	5			5			5	5					5	7,700	
	13	10	9	1		10			10	10			1		8	9,625	
	14	5	4		1	5			4	4					4	10,000	
	15																
	16																
	17																
	18	50	46	4		50			50	50			3	45.00	42	7,752	
	19	35	34	1		33			35	32			3	21.66	33	7,548	
	20	11	8	3		11			11	11			3		5	8,460	
	21																
	22																
	23																
	24																
	25																
	26																
	27																
	28	11	9	2		11	1	1	11	11			1		8	8,375	
	29	14	12	2		14			14	13			1		12	9,516	
	30	21	20	1		21			21	21	1		1		19	9,957	
	31																
	32																
	33																
	34	11	10	1		11			11	11			1		10	10,450	
	35	31	28		1	31	1		30	30			1		27	11,055	
	36	14	12	2		14			14	14			2		12	13,000	
	37	8	7	1		8			8	8			2		7	7,214	
	38	18	14	4		18			18	18			3	36.00	13	7,238	
	39	20	19	1	2	20			18	18			9	50.22	6	9,916	
	40	13	12	1		13			13	13			1		9	8,722	
	41	9	9			9			9	9					9	10,500	
	42	38	27	11		38			38	38			1	34.09	20	8,325	
	43	23	21	1	1	23	1	1	22	20			11		21	9,809	
	44	39	37	1		37			38	37			1		36	8,461	
	45	33	33		1	33			33	33					33	8,754	
	46	25	24	1		25			25	25			1		24	9,458	
	47	19	18		1	19			18	18					18	9,072	
	48	39	31	8		38			39	39			7	38.71	25	9,652	
	49	61	41	20		61			61	61	1		4	34.65	19	7,794	
	50	24	22	2		24			24	24			2		22	7,954	
	51	49	33	15	1	49	1	1	48	48			15		29	8,251	
	54	31	31			31			31	31	2		31		31		
	55	30	30			30	1	1	30	30			30	35.20			
	56	20	1	19		20			20	20	1		19	34.68			
	57	19	19			19			19	19			19	34.42			
	58	21	21			21			21	21			21	34.09			
	59	8	7			8			8	8			7	36.28	1	4	
	60	4	4			4			4	4					4	8,625	
	61	5	5			5			5	5					5	10,200	
	62	16		16		16			16	16	1		15	34.46			
	63	20		20		20			20	20			20	34.50			
	64	22		22		22			22	22			22	34.00			
	65	20		20		20			20	20			20	34.50			
	66	17	4	13		17			17	17			13	34.00	4	6,700	
	67	33	4	29		33			33	33	4		29	34.51	4	9,750	
	68																
	69																
	70																
	71		3	1		4			4	4			1		2		
	72																
	75																
	76																
	77																
	78	2															
	79	2															
	80	3	3						3	3					3	9,166	
	81	4	4						4	4	1				4	8,175	
	82	10	9	1		10			10	10			1		9	8,822	
	83	5	5			5			5	5					5	7,700	
	84	6	5		1	6			5	5					6	9,150	

<sup>1</sup>For renter - occupied dwelling units and vacant nonseasonal not dilapidated units, for rent.  
<sup>2</sup>For owner - occupied dwelling units and vacant nonseasonal not dilapidated units, for sale only.

HOUSING—BLOCK STATISTICS

Table 3.—CHARACTERISTICS OF HOUSING FOR CENSUS TRACTS, BY BLOCKS: 1950—Con.

Census tract	Block	All dwelling units by occupancy and tenure					All dwelling units by condition and plumbing facilities			Occupied dwelling units			Contract monthly rent <sup>1</sup>		Value <sup>2</sup> of one-dwelling-unit structures	
		Total	Owner occupied	Renter occupied	Vacant non-seasonal not dilap., for rent or sale	Other vacant and non-resident	Number reporting	No private bath or dilap.	No running water or dilap.	Total	Persons per room		Number reporting	Average monthly rent (dollars)	Number reporting	Average value (dollars)
											Number reporting	1.51 or more				
2	85	12	12						12	12					12	8,258
	86	18	18				1		18	18					17	9,117
	87	6	5	1					6	6			1		4	8,175
	88	7	4	3					7	7			3	56.66	3	8,833
	89	20	17	3					20	20			2		10	7,900
	90	23	14	9					23	23			9	31.33	8	8,062
	91	26	14	12					26	26			12	37.66	8	8,000
	92	15	9	6					15	15			6	26.66	4	9,500
	93	51	36	15				1	51	51		1	15	37.73	21	10,095
	94	47	30	15	2				47	45			15	37.06	21	10,071
	95	50	40	10					50	50			10	40.20	28	10,214
	96	57	43	14					57	56			12	36.66	30	9,543
	97	27	21	6					27	26			6	38.66	14	9,707
	98	6	4	2					6	6			2		4	5,500
	99	33	18	14	1				33	32	1		15	37.00	11	7,609
	100	49	34	15					49	49			14	35.28	21	8,404
	101	32	20	11	1				32	31			10	31.70	15	8,533
	102	102	61	41		2	101	2	102	100	1		40	38.05	34	8,123
	103	78	52	24			78		78	76			24	35.75	24	8,333
	104	13	9	3	1	2	13		12	12			3	33.00	7	7,471
	105	18	14	2	2		18		16	16			1		16	7,812
106	3	2	1	1		3		2	2					3	8,833	
107	8	8				8		8	8					8	8,437	
108	12	12				12		12	12					10	9,170	
109	4	4				4		4	4					4	8,375	
110	26	25	1			26	1	26	26			1		22	8,336	
111	23	22	1			23	1	23	23			1		20	8,415	
112	13	12	1			13		13	13			1		11	8,545	
113	20	20				20		20	20					19	8,794	
114	14	13	1			14		14	14			1		10	8,510	
115	24	23	1			24		23	23					24	8,408	
116	1					1										
117	9	9				9		9	9					8	10,125	
118	15	13	2			15		15	15			2		12	8,875	
119	10	9	1			10		10	10			1		8	9,537	
120	15	11	4			15		15	15			4		7	8,285	
121	5		5			5	1	5	5			5	34.25			
													25.80			
3	1	17	15	2		17		17	17			2		13	8,923	
	2	1				1		1	1							
	5	64	51	10	2	1	64	2	61	61	1	8	37.87	43	9,460	
	6	31	28	2	1		31		30	30		3	33.66	28	9,180	
	7	2					2									
	8	1					1									
	10	7	7				7		7	7					7	10,142
	11	2					2									
	12	5	5				5		5	5					5	9,400
	14	4	3	1			4		3	3					4	8,400
	15	3	3				3		3	3					3	10,000
	16	7	6	1			7		6	6					5	6,660
	17	12	10	2			12		12	12			2		10	8,380
	18	21	16	5			21	1	21	21			3	31.66	11	8,590
	19	27	13	14			27		27	27			14	44.14	7	9,571
	20	22	12	10			22		22	22			10	32.90	6	10,533
	21	17	13	4			17		17	17			4	38.25	8	8,875
	23	14	13	1			14		13	13					14	8,464
	24	1					1									
	25	177	2	174		1	176	174	174	176	174	2	173	28.66	1	
	26	15	13	2	1		15		14	14			1		14	9,464
	27	12	10	2			12	1	12	12			2		10	8,670
	29	11	8	3			11		11	11			3	30.00	8	7,625
	30	13	12	1			13		13	13			1		12	9,000
	31	13	12	1			13		12	12					7	9,071
	32	15	10	5		1	15		15	15			5	39.00	7	9,857
	33	25	22	3			25		25	24	1		3	33.33	18	9,194
	34	28	25	3			28		28	28			3	51.00	23	9,000
	35	28	25	3			28		28	28			3	34.00	22	9,427
	36	29	24	5			28		29	28			5	44.60	14	7,757
	37	27	27				27		27	27					27	8,081
	38	23	22	1			23		23	22					21	7,847
	39	22	20	2			22	1	22	22			2		19	6,921
40	3	3				3		3	3					3	8,000	
41	36	27	9			36		36	36			9	34.77	22	7,677	
42	10	9	1			10		10	9					9	7,222	
43	1					1										
45	6	6				6		6	6					4	8,125	
46	13	8	5			13		13	13		1	5	30.80	4	7,875	
47	8	6	2			6	2	8	6			1		4	5,625	
48	10	9	1			10		10	10			1		9	5,744	
49	36	27	8	1		36	4	35	35		2	8	38.75	24	7,666	
50	73	59	12	2		73	5	71	70		1	11	38.54	51	7,564	
51	10	10				10		10	10					10	9,330	
52	8	8				8		8	8					8	9,500	
53	13	12	1			13		13	13			1		10	7,150	
54	8	7	1			8		8	8			1		7	6,714	
55	34	15	19			34	3	34	34			18	26.50	7	8,285	

<sup>1</sup>For renter - occupied dwelling units and vacant nonseasonal not dilapidated units, for rent.  
<sup>2</sup>For owner - occupied dwelling units and vacant nonseasonal not dilapidated units, for sale only.



Table 3.—CHARACTERISTICS OF HOUSING FOR CENSUS TRACTS, BY BLOCKS: 1950—Con.

Census tract	Block	All dwelling units by occupancy and tenure					All dwelling units by condition and plumbing facilities			Occupied dwelling units			Contract monthly rent <sup>1</sup>		Value of one-dwelling-unit structures			
		Total	Owner occupied	Renter occupied	Vacant non-seasonal not dilap., for rent or sale	Other vacant and non-resident	Number reporting	No private bath or dilap.	No running water or dilap.	Total	Persons per room		Occupied by non-white	Number reporting	Average monthly rent (dollars)	Number reporting	Average value (dollars)	
											Number reporting	1.51 or more						
3	56	44	33	8	3	44	2	2	41	41	1		9	3 055	27	6 555		
	57	9	9			8			9	9					9	8 444		
	58	2																
	59	6	6			6	2	2	6	6					6	4 833		
	60	16	15	1		16			16	16			1		15	8 293		
	61	37	29	8		37	2	2	37	37	1		8	2 837	26	8 288		
	63	16	16			16			16	16					16	9 456		
	4	1	11	11			11			11	11						10	10 200
		2	14	14			14			14	13						14	9 857
		3	42	21	20		42			41	41			19	3 615	6	8 000	
4		37	30	7		37			37	37			6	3 600	24	8 762		
5		4	2			4			4	4			2					
6		33	13	19		33			32	32			19	3 563	6	8 000		
7		57	29	28		57			57	57			27	3 670	7	9 500		
8		36	22	13		36			35	35			13	3 415	10	8 380		
9		28	20	7		28			27	27			7	3 385	14	7 750		
10		16	16		1	16			16	16					16	8 250		
11		10	10			10			10	10						10	8 700	
12		15	15			15			15	15						15	9 540	
13		11	11			11	1		11	11						10	7 750	
14		22	17		2	22	1	1	20	20						18	7 461	
15		29	22	5		29			27	27						15	8 000	
16		53	35	18		53	1	1	53	51			18	3 400	16	8 437		
17		39	21	17		39			38	38			17	3 276	13	8 415		
18		4	3	1		4	1	1	4	4			1			3	6 466	
19		36	26	9		36			35	35			9	3 888	18	8 205		
20		15	7	8		15			15	15			8	3 912	1			
21		1				1			1	1								
23		1				1			1	1								
24		20	19	1		20			20	20						19	9 226	
25		8	6	2		8	1	1	8	8			2		4	7 000		
26		15	15			15			15	15						15	7 533	
27		7	7			7			7	7						7	8 700	
28		15	14	1		15			15	15						13	7 384	
29		6	6			6			6	6						6	9 083	
30		14	12	2		14			14	14						10	8 500	
31		7	6	1		7			7	7			1		6	8 216		
32		14	11	3		14			14	14						10	6 950	
33		9	8	1		9			9	9			1	4 766	6	7 433		
34		5	4	1		5			5	5						2		
35		23	17	6		22			23	23						11	7 718	
36		15	11	4		15			15	15						5	7 600	
37		51	21	30		49	3	3	51	43		1	4	2 866	5	8 200		
38		43	17	26		43			43	43			30	3 250	5	8 200		
39		25	11	14		25			25	25			25	3 336	9	8 044		
40		45	26	19		45			45	45			14	3 350	5	8 260		
41		11	6	5		11			11	11			19	3 600	7	7 142		
42		10	8	2		10			10	10			2			5	9 200	
43	25	15	10		25			25	25			10	3 230	7	7 500			
44	84	44	40		84			84	84			40	3 272	16	7 125			
45	78	42	36		77	3	3	78	78			36	3 069	19	6 842			
46	138	58	78		138			136	135			74	3 255	12	6 733			
47	6	1	5		6			6	6			5	3 280					
48	28	5	22		28			27	27			21	3 761					
49	64	18	46		64			64	62			42	2 892	4	8 875			
50	20	14	6		20			20	20			5	3 300	8	8 500			
51	36	12	22		35	1	1	34	34			24	3 158	1				
53	73	31	42		71	5	5	73	72			41	3 026	15	7 266			
54	112	38	74		111	26	25	112	112			72	2 779	8	7 625			
55	5	1	2		5			5	5			2			1			
56	29	10	19		29			29	28			19	3 973	1				
57	27	17	10		27			27	27			10	3 130	5				
58	18	16	2		18			18	18			1		16	7 562			
59	21	18	3		21			21	21			3	5 166	17	8 558			
60	41	26	15		41			41	41			14	3 500	18	7 944			
61	21	6	15		21			21	21			15	2 580	3	8 000			
62	83	41	39		83			80	80			38	2 892	18	8 333			
63	7	3	4		7			7	7			4	3 300					
64	240	126	110		240			236	236			108	3 077	61	7 547			
65	35	31	4		35			35	35			4	3 625	30	7 976			
66	20	19	1		20			20	20			1		17	8 264			
67	26	23	3		26			26	26			3	3 000	20	7 300			
68	23	19	4		23			23	23			3	3 533	16	8 312			
69	11	11			11			11	11			1		1	7 636			
70	12	11	1		12			12	11			1		9	8 277			
71	10	9	1		10			10	10			1		8	6 412			
72	11	8	3		11			11	11			3	3 100	5	9 100			
73	5	3	2		5			5	5			2		3	8 166			
5	2	5	4		5			4	4						4	12 750		
	3	7	6		7			7	7						6	14 166		
	5	68	32	1	67	7	5	67	66			33	4 151	17	18 500			
	6	6	5	1	6			6	6			1		4	25 000			

<sup>1</sup>For renter-occupied dwelling units and vacant nonseasonal not dilapidated units, for rent.  
<sup>2</sup>For owner-occupied dwelling units and vacant nonseasonal not dilapidated units, for sale only.

HOUSING—BLOCK STATISTICS

Table 3.—CHARACTERISTICS OF HOUSING FOR CENSUS TRACTS, BY BLOCKS: 1950—Con.

Census tract	Block	All dwelling units by occupancy and tenure					All dwelling units by condition and plumbing facilities			Occupied dwelling units			Contract monthly rent <sup>1</sup>		Value <sup>2</sup> of one-dwelling-unit structures		
		Total	Owner occupied	Renter occupied	Vacant non-seasonal not dilap., for rent or sale	Other vacant and non-resident	Number reporting	No private bath or dilap.	No running water or dilap.	Total	Persons per room		Number reporting	Average monthly rent (dollars)	Number reporting	Average value (dollars)	
											Number reporting	1.51 or more					Occupied by non-white
5	7	5	5	7		5			5	5					5	19,500	
	9	8	1			8			8	8			7	38.42	9	18,777	
	10	9	19	1		9			9	9					18	17,166	
	11	20	19			20			19	19			2		7	13,285	
	12	12	10	2		12			12	12					5	10,300	
	13	5	5			5			5	5			4	56.25	8	14,187	
	14	13	9	4		13			13	13			6	40.16	11	15,318	
	15	23	17	6		23			23	23					8	15,975	
	16	8	8			8			8	8			1		10	19,500	
	17	12	11	1		12			12	12							
	18	1															
	19	5	5			5			5	5					5	18,400	
	21	34	16	16	2	34	2		32	32			16	509.3	10	11,980	
	25	1															
	26	19	14	5		19			19	19			4	58.50	11	13,636	
	27	1															
	28	13	9	4		13			13	13			3	36.00	6	11,333	
	29	11	11			11			11	11					11	12,636	
	30	3	2	1		3			3	3					2		
	31	17	14	3		17			17	17			1	43.66	10	11,300	
	32	4	4			4			4	4					4	15,000	
	33	4	4			4			4	4					4	10,250	
	34	20	10	9		20		1	19	19			9	521.1	3	15,000	
	35	91	30	61		90	2	2	91	91	1				10	11,810	
	36	47	15	31		47	1		46	46		1	61	37.47	10	7,500	
	37	30	18	12		30	3		30	30			12	30.86	6	10,700	
	38	9	7	2		8			8	8			2	46.66	10	9,328	
	39	9	7	2		9			9	9			2		7	11,400	
	40	5	4	1		5			5	5			1		5	10,333	
	41	24	13	11		24			24	24			11	51.63	2		
	42	29	15	14		29			29	29			14	44.28	2		
	43	27	18	9		27			27	26			9	47.77	2	9,857	
	44	24	13	11		24			24	24			11	44.00	2		
	45	7	7			7			7	7					5	8,200	
	46	89	45	42	2	89			87	87	1		44	37.84	1	8,266	
	47	107	42	65		107	3		107	107		1	64	31.56	9	8,487	
	48	30	20	10		29			30	29			9	42.88	9	9,211	
	49	23	14	7		23		2	21	21			7	48.71	9	11,944	
	50	18	13	5		16			18	18	1		5	50.00	7	10,071	
	51	10	9	1		9			10	10		1			6	11,750	
	52	14	11	3		14			14	14			3	54.00	9	9,877	
	53	11	8	3		11			11	11			3	43.33	5	9,020	
	54	26	13	13		26			26	26			12	35.58	2		
	55	51	30	20	1	51			50	50			21	38.04	1		
	56	20	7	13		20			20	20			13	33.38	1		
	57	33	13	19		33	1	1	32	32			18	31.61	2		
	6	1	31	2	29		31	1	1	31	31	4		28	23.89		
		3	78	3	75		76	2	1	78	78			74	29.18		
		4	103		102	1	99			102	102	6		99	36.11		
		5	133	4	128	1	131			132	131			128	36.75		
		6	28	5	23		28	4	2	28	28	1		22	31.77	3	8,266
		7	63	10	53		63	6		63	63	4		53	28.66	2	
		8	103	7	95		103	1	1	102	102	7	1	94	37.81	1	
		9	56	18	38		56	1		56	56	1		37	35.89	2	
		10	13	4	9		13	3		13	13			33	34.69		
		11	91	12	79		91	6		91	91	1		78	30.87		
		12	32	6	26		31			32	32			26	36.73	2	
13		13	4	9		13			13	12			9	41.22			
14		71	2	69		71			71	71	1		69	37.65	1		
15		17	4	12	1	17	6		16	16	1		13	38.15			
16		63	9	54		62	2	2	63	63	2		53	25.60			
17		23	7	16		22			23	23	1		16	27.31	2		
18		111	17	91	2	111	11		108	108			91	33.14	5	7,100	
19		117	6	111		117	2		117	117	4		111	37.26	1		
21		29	11	18		29			29	29			18	31.22	2		
22		37	3	34		37			37	37			34	33.88	2		
23		83	18	64	1	83	25		82	82	4		65	35.83	2		
24		45	15	30		45	1		45	45	1		29	37.24			
25		27	12	13	1	27	2		25	25			13	40.76	3	11,833	
26		60	15	45		60	12		60	60	3		45	41.60	3	10,833	
27		64	14	49	1	64	7	1	63	63			48	34.41	1		
28		67	11	55		67	6	3	66	65	2	1	55	32.34	1		
29		71	17	54		71	21		71	71	3		54	29.92			
30		97	18	78	1	96	1		96	96			78	35.32			
31		110	14	93	1	110	9	1	107	107	3		93	36.87	1		
32		92	25	66	1	91	3	2	91	89			66	39.46	2		
34		69	15	54		64	1		69	68	3		54	27.35	4	7,750	
35		80	16	64		76	1		80	79	1	1	63	35.19	3	9,566	
36		59	17	41	1	58	6		58	56	1		40	35.60	6	8,416	
7		1	1														
		4	34	10	24		33	2	2	34	34		24	36.33	1		
		5	16	7	9		16			16	16		9	27.22			

<sup>1</sup>For renter-occupied dwelling units and vacant nonseasonal not dilapidated units, for rent.  
<sup>2</sup>For owner-occupied dwelling units and vacant nonseasonal not dilapidated units, for sale only.

Table 3.—CHARACTERISTICS OF HOUSING FOR CENSUS TRACTS, BY BLOCKS: 1950—Con.

Census tract	Block	All dwelling units by occupancy and tenure					All dwelling units by condition and plumbing facilities			Occupied dwelling units			Contract monthly rent <sup>1</sup>		Value <sup>2</sup> of one-dwelling-unit structures		
		Total	Owner occupied	Renter occupied	Vacant non-seasonal not dilap., for rent or sale	Other vacant and non-resident	Number reporting	No private bath or dilap.	No running water or dilap.	Total	Persons per room		Occupied by non-white	Number reporting	Average monthly rent (dollars)	Number reporting	Average value (dollars)
											Number reporting	1.51 or more					
7	6	5	3	2					5	5						3	7.000
	7	29	17	12					29	29	2		21	2.480	2		
	8	46	15	31					46	46	4		29	2.472	5	6.420	
	9	61	12	49					61	60			39	2.417	2		
	10	40	18	22					40	40			28	2.807	1		
	11	41	13	28					41	40	1		22	2.872	7	6.500	
	12	41	13	27	1				41	40	1		27	2.448	3	5.666	
	13	6	2	4					6	6			4	2.525			
	14	4	1	3					4	4			3	2.900			
	15	18	3	15					18	18	1		15	2.326	2		
	16																
	17	38	21	17					38	38	1		17	3.076	6	5.883	
	18	24	11	13					24	23	1		13	2.853	4	6.050	
	19	59	16	42	1				59	58		1	42	2.954	8	7.062	
	20	16	15	1					16	15	1		15	2.960			
	21	15	15						15	15	1	11	15	2.933			
	22	8	8						8	8			8	2.962			
	23	12	12						12	12	1		12	2.983			
	24	5	5						5	5			5	2.600			
	25	12	12						12	12	2		12	3.191			
	26	22	22						22	22	3	12	22	2.995			
	27	26		26					26	26	1	1	26	2.642			
	28	86	10	76					86	86	4		72	2.998	2		
	29	23		23					23	23	2	11	23	2.904			
	30	43	5	38					42	42	3	1	38	2.555	1		
	31	30		30					30	30	3	26	30	2.573			
	32	48	15	32	1	2			46	45	3		33	2.369	4	6.375	
	33	74	23	49		2			71	72	4		48	2.331	6	5.666	
	34	50		50		2			35	48	1		34	2.258	1		
	35	56		56			1		48	55	1	1	30	2.846	14	4.600	
	36	59		59					25	59	2		35	2.440	12	4.650	
	37																
	38	3	1	2						3	3				2		
	8	1	66	22	43	1			66	65	1		43	3.572			
		2	134	17	115	1	1		132	129	6	4	111	3.272	3	4.000	
		3	115	14	100		1		114	114	3		95	2.764	2		
		4	76	18	57	1			76	75	5	5	56	3.125			
		5	72	18	53	1			72	71	3		54	2.654			
6		61	23	38				61	61	2		35	3.068	1			
7		94	17	77				91	94	2		76	2.926	1			
8		81	21	56	1	3		81	77	8	7	1	57	4.013	3	5.000	
9		27	5	22				27	27	2		22	4.323	1			
10		57	5	52				55	57	2	2		52				
11		38	2	35		1		36	37	2	1	3	34	4.026			
12		55	16	39				55	55	3		3	39	2.951	1		
13		59	12	47				59	59	2		5	47	3.323			
14		112	6	105		1		111	110	6		1	103	3.865	1		
15		130	12	117	1			130	128	2		2	116	3.912			
16		97	9	86		1		97	95	2	2		87	3.888			
17		56	13	43				56	56	2			41	2.319			
18		78	7	71				78	78	1			71	2.807			
19		57	20	35		1		57	55	8	8		34	2.758	2		
20		161	8	152		1		155	160	24	8	5	150	3.405	2		
21		33	6	27				33	33	10	10	1	27	2.544			
22		79	5	74				68	79	4	2		67	3.502	2		
23		134	11	123				115	134	34	33	15	106	4.021	8	7.437	
9	1	213	64	148	1		212	212	12	6		148	3.022	9	9.777		
	2	26	11	15			25	26	25			14	4.092				
	3	22	7	14			22	21	21			14	3.207				
	4	41	14	27		1		41	41			26	3.273				
	5	33	14	19				33	33			18	3.033	3	7.333		
	6	161	15	144	1	1		161	159	1	1	144	3.153	7	9.814		
	7	12	2	10				12	12			9	2.600				
	8	39	10	27		1		39	37	8	7	1	27	2.492			
	9	30	12	18		1		30	30	3	3		18	2.222	3	7.166	
	10	99	40	58		1		99	98	24	21	1	52	2.490	8	5.125	
	11	93	12	81				93	93	1	1	1	80	3.322	2		
	12	118	12	105		1		116	115	4	1		103	2.851	2		
	13	122	3	119				119	122	8	7		117	2.566			
	14	56	19	33		4		55	52	8	7		30	2.756			
	15	12	5	6				12	11	2	2		6	3.500			
	16	49	15	33	1			49	48	2	2		32	2.671	2		
	17	2															
	18	2															
	19	22	5	16		1		22	22	3	3		16	2.425			
	20	22	8	14				21	22				14	2.714	1		
21	37	11	26				37	37				26	3.038				
22	2																
23	38	16	22				38	38				21	3.100	7	11.785		
24	33	19	14				33	33				14	3.371	7	9.071		
25	35	15	19		1		35	34	2	2		19	2.652	7	7.000		
26	39	14	25				39	39	2	2		25	3.724				
27	41	19	22				41	41	2	1		20	3.200	1			
28	43	17	26				41	43	2	1		25	3.256	1			

<sup>1</sup>For renter - occupied dwelling units and vacant nonseasonal not dilapidated units, for rent.  
<sup>2</sup>For owner - occupied dwelling units and vacant nonseasonal not dilapidated units, for sale only.

HOUSING—BLOCK STATISTICS

Table 3.—CHARACTERISTICS OF HOUSING FOR CENSUS TRACTS, BY BLOCKS: 1950—Con.

Census tract	Block	All dwelling units by occupancy and tenure					All dwelling units by condition and plumbing facilities			Occupied dwelling units			Contract monthly rent <sup>1</sup>		Value <sup>2</sup> of one-dwelling-unit structures			
		Total	Owner occupied	Renter occupied	Vacant non-seasonal not dilap., for rent or sale	Other vacant and non-resident	Number reporting	No private bath or dilap.	No running water or dilap.	Total	Persons per room		Occupied by non-white	Number reporting	Average monthly rent (dollars)	Number reporting	Average value (dollars)	
											Number reporting	1.51 or more						
9	29	1																
	30	53	11	42					53	53	1		42	33.83	1			
	31	64	15	49					64	64	1		48	27.68	2			
	32	37	12	22	1	2			37	34	1		22	28.22	2			
	33	57	22	33	1	1			57	51	1		33	27.09				
	34	70	27	43					70	54		2	33	30.24				
	35	18	1	17					18	69	1		42	26.47	1			
	36	55	8	47					55	18		1	16	23.75	1			
	37	1							1	55	1		45	30.84	2			
	10	1	79	11	68					79	79	2	28	68	21.30	1		
		2	83	7	76					83	81	2	24	76	22.39	5	6.500	
		3	46	7	37	2				46	42	2	16	35	30.65	2		
		4	34	5	29					34	34	3	11	29	31.58	3	2.966	
		5	80	15	63		2			80	77	2	29	63	20.71	2		
		6	84	14	69					84	82	3	24	69	23.15	5	4.020	
7		72	7	65		1			72	72	1	15	63	24.39				
8		44	7	37					44	44	4		37	25.16	1			
9		74	6	68		2			74	72	5		64	33.35				
10		76	17	59					76	76	1	38	59	23.55	1			
11		22	2	20					22	22	2	8	20	31.40	1			
12		10	1	9					10	10	6	7	9	24.44				
13		6	2	4					6	6	5		6	26.66				
14		113	3	110					113	113	10	65	106	23.68	1			
15		57	4	53					57	57	3	1	51	21.64	1			
16		28		27		1			28	23	3	10	26	17.50				
17		92	6	86					92	92	12	70	83	24.42				
18		21		21					21	18	1	15	20	19.25				
19		46		45		1			46	45	1	11	44	18.36				
20		2							2									
21		20		20					20	17	2	14	17	22.88				
11		7	1															
		12	2															
		13	5		5					5	5		1	5	39.80			
		14	22		19	3				22	19	3		22	43.95			
		15	12		12					12	12			12	59.83			
	16	7		7					7	7			7	31.00				
	17	34		34					34	34			32	34.15				
	18	18	1	17					18	18	1		17	57.17				
	19	8		7	1				8	7			8	22.00				
	20	53	22	22					53	22	2		22	33.59				
	21	5		5					5	5			4	18.75				
	22	11		10	1				11	10	1		10	31.11				
	23	6	1	4		1			6	6			3	47.00				
	24	21		21					21	21	1	18	21	36.95				
	25	51	5	46					51	50	3	18	44	35.38	1			
	26	22	3	18	1				22	21	1		18	17.22				
	27	47		47					47	47	1		47	33.36				
	28	58	6	50	2				58	56	7		49	42.28	1			
	29	66	10	10					66	10	10		10	36.60				
	30	13	1	11	1				13	12	1	4	11	30.00				
	31	185	15	170					185	172	2	15	160	58.57	1			
	32	56		50	1				56	56	3		51	30.01	2			
	33	56		56					56	55	2	4	56	26.03				
	34	60	11	49					60	60	2	14	49	28.77				
	35	95	15	77	2	1			95	93	1		72	25.81				
	36	131	27	104					131	125	6	8	102	20.06	6	5.333		
37	32	8	24					32	32	1		20	23.00	2				
38	67	5	61	1				67	62	3	11	62	25.77					
39	76	88	69	1	4			83	82	3		65	35.41	1				
40	32	7	24	1				31	31	1		24	22.58	1				
41	79	17	60	1	1			78	77	7		57	28.45	1				
12	1	1																
	3	14		14					14	13			13	29.07				
	4	6		6					6	6			6	17.50				
	5	6		6					6	6			4	22.00				
	6	32	3	29					32	32	1		29	21.41	1			
	7	61	12	48					61	60	1		49	24.08				
	8	133	14	117	1	1			133	131	1	1	116	39.35	4	7.500		
	9	123	3	117	3				123	120			120	43.63	4			
	10	121	8	112	1				121	120	1		112	40.58	1			
	11	53	1	52					53	51			51	38.70				
	12	117	4	109		3			115	111	2		108	53.32				
	13	374	23	349	2				369	372	1	1	344	44.22	4	10.000		
	14	58	1	56		1			58	57	1		54	47.98	1			
15	15	2	13					15	15	1		13	31.15					
16	36	1	35					36	36			34	43.94					
17	81	1	79	1				79	78	1		77	43.24					

<sup>1</sup>For renter - occupied dwelling units and vacant nonseasonal not dilapidated units, for rent.  
<sup>2</sup>For owner - occupied dwelling units and vacant nonseasonal not dilapidated units, for sale only.

Table 3.—CHARACTERISTICS OF HOUSING FOR CENSUS TRACTS, BY BLOCKS: 1950—Con.

Census tract	Block	All dwelling units by occupancy and tenure					All dwelling units by condition and plumbing facilities			Occupied dwelling units			Contract monthly rent <sup>1</sup>		Value <sup>2</sup> of one-dwelling-unit structures		
		Total	Owner occupied	Renter occupied	Vacant non-seasonal not dilap., for rent or sale	Other vacant and non-resident	Number reporting	No private bath or dilap.	No running water or dilap.	Total	Persons per room		Occupied by non-white	Number reporting	Average monthly rent (dollars)	Number reporting	Average value (dollars)
											Number reporting	1.51 or more					
12	19	95	5	89	1	5	95	17	13	94	92	2	1	88	43.69		
	20	237	4	225	3		236	3		229	227			224	48.44	2	
	21	32	1	31			32	1		32	32			31	68.54	1	
	22	62	3	59			61	1		62	62			57	46.38	1	
	23	113	5	107	1		112	5		112	112			107	43.97	3	12,500
	24	123	11	108	1	3	117	8	6	119	111	14		101	42.63	1	
	25	54	2	50	2		54			52	52			48	43.12		
13	1	4	3	1		4			4	4				1	37.75		2
	2	9	7	8		9			9	9				8	38.85		
	3	14	7	7			14	7	1	14	14			7	61.11	10	8,120
	4	38	18	18		2	37	7		36	36	2		17	2	5	8,300
	5	7	5	2			7			7	7			2	2	6	8,500
	6	12	4	4			12	2		12	12	1		4	54.25	14	8,428
	7	17	15	2			17			17	17			4	2	18	10,111
	8	26	20	6			26	8		26	26	2		4	2	4	15,250
	9	8	6	2			8			8	8	2		2	2	8	18,750
	10	14	9	5			14	4		14	14	1		5	74.20		
	11	13	20	13		1	33	7		33	33	2		12	62.41	14	13,107
	12	34	20	14			33	1		34	34			13	50.38	14	9,964
	13	45	12	32	1		45	2	1	44	43			31	38.00	2	
	14	20	10	10			20	1		20	20			10	28.40	7	9,285
	15	91	8	82		1	91	12	3	90	90	4	2	76	45.57	6	9,916
	16	47	18	29			47	3		47	47			27	50.55	8	8,187
	17	24	8	16			24	1	1	24	22			15	65.73	6	14,000
	18	23	18	5			23			23	23	1		5	62.00	13	10,461
	19	41	27	14			41	3		41	41	1		14	44.35	21	11,333
	20	23	18	5			23			23	23			3	56.66	24	10,229
	21	31	27	4			31			31	31			3			
	22	41	27	14			41			41	41	1		14	44.35	21	11,333
	23	31	27	4			31			31	31			3	56.66	24	10,229
	24	45	16	29			45			45	45	1		29	44.51	10	9,350
	25	24	17	7			24			24	24			7	48.14	13	9,230
	26	30	18	12			30	2		30	30	1		11	40.81	12	8,375
	27	23	18	5			23	1		23	23			5	44.00	15	8,700
	28	60	33	27			60	6		60	60			26	37.03	14	8,585
	29	18	7	11			18			18	18			11	49.09	3	8,833
	30	18	7	11		1	18			18	18	1		12	46.50	13	8,692
	31	35	23	12			35			35	35			11	49.09	3	8,833
	32	26	19	7			26			26	26			12	46.50	13	8,692
	33	42	29	13			42			42	42			13	48.28	13	9,038
34	27	18	9			27			27	27			9	35.30	18	9,388	
35	32	23	9			32			32	32			9	31.33	13	8,153	
36	32	23	9			32			32	32			9	31.33	13	8,153	
37	155	30	125			155			155	155	1		25	38.33	7	8,638	
38	33	13	20		1	33			33	33			19	30.96	18	7,642	
39	72	28	44			72			72	72			44	31.52	8	6,600	
40	33	21	12			33			33	33			44	39.86	14	8,071	
41	16	11	5			16			16	16			12	37.50	11	8,227	
42	27	16	11			27			27	27			11	36.81	8	6,875	
43	35	17	18			35	5	5	35	35			16	30.31	6	6,450	
44	34	1	33			34			34	34	1		33	31.66	1		
45	52	26	25		1	52	6		51	51			25	32.28	13	7,584	
46	44	16	28			44	7		44	44			28	34.32	12	7,708	
47	101	20	81			101	5		101	101	1		80	36.71	14	8,750	
48	25	20	5			25	1		25	25			4	58.25	13	9,953	
49	39	22	15		2	39	1	1	37	37			15	46.66	17	11,441	
50	41	24	17			41	1	1	41	38			15	41.20	12	11,416	
51	49	23	25		1	48			48	48			25	38.96	11	11,416	
52	64	27	36		1	62	1	1	63	61			33	43.03	16	9,043	
53	61	2	59			61	1	1	61	61	1	1	59	45.28			
54	56	1	55			56	1	1	56	56			43	47.06	2		
55	39	10	28		1	39	12	4	38	38	1		28	39.95	3	32,166	
56	33	12	21			33			33	33			21	32.09	5	8,200	
57	41	17	24			41	7		41	41			23	54.00	9	9,944	
58	67	33	33		1	67	2		66	66	4	1	31	50.25	27	9,537	
14	4	2	3	1		5			4	4				1			2
	5	5	8	2		10			10	10				2			5
	6	10	10	1		11			11	11				1			10
	7	11	5	8		11			11	11				5	37.03		
	8	52	89	71		89			89	89				89	39.37		
	9	87	16	71		87	2	1	87	87			68	69	38.46	8	6,687
	10	60	26	33		60			59	59				33	34.60	9	9,500
	11	64	30	34		64	2		64	64				34	38.26	5	7,600
	12	103	44	59		103	1		103	102				57	34.52	15	7,200
	13	64	19	45		63			64	64				45	34.77	2	
	14	91	28	63		91			91	91				28	30.26	2	8,071
	15	102	33	69		102	5	5	99	99				66	30.39	15	8,886
	16	23	7	16		23			23	23				15	48.66	3	7,500
	17	15	5	10		15		2	15	15				8	33.37		
	18	11	6	5		11			11	11				4	25.00	2	
	19	3	2	1		3			3	3				1	7		
20	12	4	8		12			12	12				4	41.71	3	9,466	
21	5	4	1		5			5	5				1	9			
22	21	12	9		21			21	19				9	80.55	12	9,158	
23	19	4	13		2			19	17				15	85.00	4	8,875	

<sup>1</sup>For renter - occupied dwelling units and vacant nonseasonal not dilapidated units, for rent.  
<sup>2</sup>For owner - occupied dwelling units and vacant nonseasonal not dilapidated units, for sale only.



Table 3.—CHARACTERISTICS OF HOUSING FOR CENSUS TRACTS, BY BLOCKS: 1950—Con.

Census tract	Block	All dwelling units by occupancy and tenure					All dwelling units by condition and plumbing facilities			Occupied dwelling units			Contract monthly rent <sup>1</sup>		Value <sup>2</sup> of one-dwelling-unit structures		
		Total	Owner occupied	Renter occupied	Vacant non-seasonal not dilap., for rent or sale	Other vacant and non-resident	Number reporting	No private bath or dilap.	No running water or dilap.	Total	Persons per room		Occupied by non-white	Number reporting	Average monthly rent (dollars)	Number reporting	Average value (dollars)
											Number reporting	1.51 or more					
15	40	3	3			3			3	3					3	8,733	
	41	8	8			8			8	8					8	7,437	
	42	16	15	1		16			16	16	2		1		15	7,933	
	43	8	8			8			8	8					6	8,383	
	44	4	4			4			4	4					4	8,175	
	45	23	18	5		23	1		23	23			4	27.75	16	8,156	
	46	17	12	5		17			17	17			4	33.75	10	8,400	
	47	2															
	50	10	9	1		10			10	10			1		8	8,562	
	51	4	4			4	1	1	4	4					2		
	52	10	10			10			10	10					10	8,800	
	53	28	19	6	1	27	1	1	25	24			5	45.80	18	6,550	
	54	19	19			19			19	19					19	8,636	
	55	18	17		1	18			17	17					18	8,322	
	56	9	4		1	7			8	6			3	88.00	3	9,333	
	57	10	9	1		10			10	10			1		7	9,142	
	58	4	3		1	4			3	3					4	9,125	
	60	13	8	5		13			13	13			5	40.40	5	8,500	
	61	11	11			11			11	11					11	9,181	
	62	33	27	6		33			33	33	1		6	34.16	23	8,452	
	63	32	32			30			32	32	1				32	6,065	
	64	1															
	65	6	2	4		6			6	6			4	62.00	2		
	66	185	3	180	1	184			183	182			180	68.18	1		
	67	19	17	2		19			19	19			2		17	8,705	
	68	73	68	5	1	73	1	1	73	73			4	36.25	62	9,480	
	69	28	24	3	1	28			27	27			3	48.55	22	10,227	
	70	10	8	2		10			10	10			2		7	9,471	
	71	9	7	2		9			9	9			2		5	7,000	
	72	8	2	6		8			8	8			6	28.66			
	73	20	19	1		20			20	20			1		18	9,288	
	74	10	10			10	2	2	10	10			1		10	11,200	
	75	10	9	1		10	2	2	10	10					8	11,437	
	77	21	11	9		20			20	20					8	9,375	
	78	45	15	29	1	43	4	4	44	41	1			48.42	5	7,600	
	79	67	42	25		65	2	2	67	66			24	31.93	31	7,600	
	83	21	17	3	1	21	3	1	20	20	1	1		39.50	15	8,725	
	84	13	11	2		13			13	13			2	24.00	9	8,386	
	85	15	14	1		15			15	15			2		15	8,111	
	86	28	20	7	1	28	1		27	27			1	29.83	13	6,884	
	87	49	48	1		49	1	1	49	49			1		47	8,382	
	88	29	24	5		29	1	1	29	29			1	5	24	8,704	
	89	37	34	3		37			37	37			3	47.33	32	8,575	
	90	27	26	1		27	1	1	27	27			1		25	8,288	
	91	7	7			7			7	7					7	9,428	
	92	20	20			20			20	20					20	7,595	
	93	8	7	1		8			8	8					7	7,571	
	94	1															
	95	4	4			4			4	4			1		4	6,250	
	96	20	16	3	1	19	1		19	18			3	50.00	16	6,125	
	97	8	7	1		8			8	8			1		7	7,714	
	101	16	15	1		16	1		16	16			1		12	7,000	
	102	14	13	1		14	3		14	14			1		12	7,875	
	108	54	47	7		53	15	1	54	53	1	1	7	32.28	25	6,112	
	109	26	20	6		24	2	1	26	24			5	36.00	15	6,486	
	110	1															
	111	5	3	2		5			5	5			1		3	4,900	
	112	9	8	1		9	1		9	8					8	5,575	
	113	1															
	114	4	4			3			4	3					2		
	115	5	4	1		5			5	5			1		2		
	116	92	85	7		91	65		92	90			7	45.57	16	9,512	
	117	22															
	118	9	8	1		9	2	2	9	9			1		8	6,312	
	119	9											1		8	7,000	
	120	5	5			5			5	5					5	6,000	
	121	4	3	1		4			4	4			1		2		
	122	8	7	1		8			8	8			1		6	6,416	
	123	3	3			3	1	1	3	3			1		3	4,966	
	124	5	5			5			5	5			1		5	7,880	
	125	7	7			7	2	2	7	7			2		7	4,142	
	126	9	9			9			9	9					9	7,555	
	127	16	15	1		16	2	1	16	16			1		14	8,678	
	134	10	9	1		10			10	10			1		9	7,455	
	135	4	4			4			4	4					4	6,250	
	136	5	5			5			5	5					5	6,100	
	143	1															
	148	55	50	4	1	54	5	5	54	54	2		4	68.75	47	7,885	
	150	2															
	151	3	1	2		3	3	3	3	3					1		
	153	5	4	1		5	2	2	5	5			2		4	5,050	
	154	4	4			4			4	4			2		4	2,700	
	155	19	19			19			19	19					19	7,825	
	157	4	4			4			4	4					4	8,100	
	158	21	20	1		21			21	21	1		1		20	8,090	
	159	22	20	2		22			22	22			2		20	8,090	
	160	19	18	1		18			19	19					18	7,950	

<sup>1</sup>For renter - occupied dwelling units and vacant nonseasonal not dilapidated units, for rent.  
<sup>2</sup>For owner - occupied dwelling units and vacant nonseasonal not dilapidated units, for sale only.

HOUSING—BLOCK STATISTICS

Table 3.—CHARACTERISTICS OF HOUSING FOR CENSUS TRACTS, BY BLOCKS: 1950—Con.

Census tract	Block	All dwelling units by occupancy and tenure					All dwelling units by condition and plumbing facilities			Occupied dwelling units			Contract monthly rent <sup>1</sup>		Value <sup>2</sup> of one-dwelling-unit structures	
		Total	Owner occupied	Renter occupied	Vacant non-seasonal not dilap., for rent or sale	Other vacant and non-resident	Number reporting	No private bath or dilap.	No running water or dilap.	Total	Persons per room		Number reporting	Average monthly rent (dollars)	Number reporting	Average value (dollars)
											Number reporting	1.51 or more				
15	161	19	18		1	19			18	18					19	8.221
	162	20	14			20			14	14					20	8.310
	163	17	16	1		17	6	2	17	17				1	16	4.718
	164	2														
	165	7	7			7	1		7	7	1				7	5.042
	166	6		1		6	2		6	6			1	2	4	6.500
	167	15	12	3		14	1	1	15	15				2	12	5.958
	169	15	15			15	1	1	15	15					15	7.433
	170	20	19			20			20	20			2		19	7.710
	171	28	26	1		28			28	28					26	7.834
	172	18	17	1		18			18	18					17	7.870
	173	17	16			17	3	2	16	16				1	14	7.928
	174	12	11	1		12			12	12	1			1	10	7.820
	175	14	12	1		14			13	13				1	12	8.016
	176	21	18	1		21	4	2	19	19				1	18	6.877
	177	19	17			18			19	19	1			1	16	6.481
	178	13	13	2		13			13	13					13	6.746
	179	5	5			5	1		5	5					4	4.000
	16	1	13	13			13	6	1	13	12					11
2		18	16	1	1	18	4	2	17	17				1	16	6.850
3		4	4			4	1		4	4					3	5.666
4		1				1										
6		1				1										
8		16	14	1	1	16	1	1	15	15				1	14	8.678
9		9	3	4	2	9			7	7				6	2	
10		11	7	4		10	1	1	11	11			11.500	4	4	15.125
18		11	10			11	1		10	10			11.625	8	8	14.250
19		10	8	2		10			10	10				1	8	9.687
20		5	5			5			5	5					5	10.800
21		7	7			7			7	7					7	13.142
22		14	14			14			14	14					14	12.871
23		3	3			3	1	1	3	3					3	15.666
28		11	11			11			11	11					11	13.045
29		1				1										
31		23	19	2		21	4	2	21	21		1		2	18	11.466
32		2				2										
34		1				1									4	13.500
36		4	4			4			4	4						
40		16	3		13	16			3	3					16	8.481
41		1				1										
44		31	17		14	31			17	17					31	9.758
45		51	47	3	1	51	1		50	50	1			3	48	10.304
47		7	1		6	7			1	1					7	7.642
49		2				2										
50		15	10	4		15	1	1	14	14		1		4	10	9.050
52		6	6		1	6			6	6				4	6	10.750
53		5	4	1		5			5	5				1	3	7.333
54		1				1										
55		6	5	1		6			6	6		2				
56		13	13			13	5		13	13					2	
57		3	3			3	11		3	3					3	
58		1				1										8.500
59		2				2										
60		9	9			9			9	9					9	7.833
61		1				1										
62		2				2										
63		3	3			3			3	3					3	5.333
64		6	6			6			6	6					6	9.916
65	4	4			4			4	4					3	11.066	
66	4	4			4			4	4					4	12.250	
67	41	37	2		40	4	3	39	38				1	35	14.585	
69	1				1											
70	9	8		1	9			8	8					9	11.611	
71	20	19	1		20			20	20				1	19	15.000	
76	4	2			4	2	2	4	4		1					
77	3	3	2		3			3	3				2	2		
78	6	6			6			6	6					2		
80	3	3			3			3	3					6	15.416	
81	1				1									3	11.666	
82	6	6			6			6	6					5	22.000	
83	24	17	4		22	1		21	21				3	17	13.276	
84	47	41	3	3	47	1	1	44	44				2	43	15.469	
85	52	48	4		52	6	5	52	52		2		3	44	14.102	
87	4	3	1		4	1	1	4	4					3	18.000	
89	43	42	1		41	1	1	42	41		1			39	15.928	
91	27	20		7	23			20	20					27	14.359	
94	5	4		1	5			4	4					5	16.600	
95	22	19	3		22	3	3	22	22		1			16	10.000	
96	18	15	3		18	4	4	18	18				3	13	8.076	
97	5	5			5	1	1	5	5				3	5	11.200	
98	10	9			10	3	3	9	8					9	10.722	
99	4	2	2		4			4	4					2		
103	1				1											
106	4	1		3	4			1	1					4	8.000	
108	12	11	1		12	3	2	12	12					11	7.545	

<sup>1</sup>For renter—occupied dwelling units and vacant nonseasonal not dilapidated units, for rent.  
<sup>2</sup>For owner—occupied dwelling units and vacant nonseasonal not dilapidated units, for sale only.



Table 3.—CHARACTERISTICS OF HOUSING FOR CENSUS TRACTS, BY BLOCKS: 1950—Con.

Census tract	Block	All dwelling units by occupancy and tenure					All dwelling units by condition and plumbing facilities			Occupied dwelling units			Contract monthly rent <sup>1</sup>		Value <sup>2</sup> of one-dwelling-unit structures			
		Total	Owner occupied	Renter occupied	Vacant non-seasonal not dilap., for rent or sale	Other vacant and non-resident	Number reporting	No private bath or dilap.	No running water or dilap.	Total	Persons per room		Occupied by non-white	Number reporting	Average monthly rent (dollars)	Number reporting	Average value (dollars)	
											Number reporting	1.51 or more						
16	109	6	6			6	3	1	6	6	1				6	8,916		
	110	3	3			3	1	1	3	3					3	7,333		
	112	23	20	2		22	7	4	22	21	3		2		18	9,027		
	113	2																
	17	3	44	22	22		44			44	44			20	3,450	6	11,750	
		4	35	27	28		55			55	55			23	3,717	4	8,125	
		5	39	24	15		39	1		39	39	1		14	4,571	11	9,954	
		6	53	38	38		53	1	1	53	53			38	3,505	3	6,333	
		7	28	15	19		28			27	27	1		17	4,017	2		
		8	30	14	16		30		1	30	30			16	3,975	7	10,285	
		9	1															
		10	14	9	5		14			14	14	1		5	53,40			
		11	14	5	41	2	49			46	46			43	41,32			
13		42	10	31	1	42	1		41	41		1	30	30,00	8	6,937		
14		39	19	18		39	1	1	37	37		2	18	38,22	6	9,166		
15		33	8	25		32		7	33	32		2	24	33,41	5	7,600		
16		56	34	21		56	1		55	54	1		21	36,95	23	10,673		
17		77	40	37		77			77	77			35	44,74	14	10,142		
18		104	45	57	1	104			102	102	1		57	40,73	15	9,800		
19		93	44	47	2	92			91	91			46	41,36	14	9,785		
20		115	66	47		115	2	2	113	113			47	41,46	3	8,338		
21		26	14	12		26			26	26			12	40,00	18	10,666		
22		67	37	29		67	1	1	66	66		1	27	40,11	18	9,944		
23		52	26	25	1	52		2	51	51			26	37,53	11	7,672		
24		59	26	32	1	57			58	57			31	38,61	2	8,714		
25		50	18	31	1	50	1		49	49			31	37,16	7	9,142		
26		46	24	22		45			46	45			20	38,60				
27		40	21	18	1	40			39	39	1		18	41,05	14	8,914		
28		39	25	14		39			39	39			14	41,05	9	9,137		
29		42	25	17		42			42	42			15	39,66	10	9,200		
30		46	24	21	1	46			45	45			21	40,76	8	8,312		
31		17	13	4		17			17	17			4	35,00	7	12,087		
32		31	20	11		31			31	31			11	43,90	7	10,785		
33		30	20	10		30			30	30			10	40,60	15	13,500		
34		5	5			5			5	5					4	12,500		
35		13	10	3		13			13	13			2	4	8	9,937		
36		13	9	4		13			13	13			4	58,75	6	8,833		
37	22	16	5		22	1		21	21			5	55,00	14	9,071			
38	28	18	10		27			28	28			10	44,90	9	10,444			
39	33	16	17		33			33	33			17	44,29	5	9,200			
40	35	20	15		35		1	35	35			14	40,28	9	9,888			
43	42	21	21		42		1	42	42			21	39,23	2				
44	107	24	82		104	1	3	106	104	2	2	21	26,28	5	8,800			
49	10	5	5		10		8	8	10			5	20,20	5	2,700			
50	98	22	76		93		3	98	97	1	4	75	28,30	11	8,318			
51	47	31	15	1	47			46	46			15	39,80	24	12,562			
52	50	24	26		50			50	50			24	41,87	13	8,153			
53	31	14	17		31			31	31			17	29,41	9	8,277			
54	19	18	1		19			19	19			9	36,77	6	10,593			
55	23	13	9	1	23			22	22			8	42,37	3	11,000			
56	20	12	8		20			20	20			7		7	9,357			
57	11	11			11			11	11			8	3,925	8	9,250			
58	27	19	8		27			27	27			1		12	10,166			
59	17	16	1		17			17	17									
60	14	8	6		14			14	14			6	49,83	3	10,000			
61	6	4	2		6			6	6			2		3	10,666			
62	21	16	5		21			21	21			5	43,20	7	8,571			
63	26	17	8	1	25			25	25			9	48,66	9	9,777			
65	42	38	3	1	41			41	39			3	32,33	33	12,681			
66	2																	
67	2																	
68	2																	
69	6	6			6			6	6			6	46,00	6	14,583			
70	41	34	7		40	39	1	41	40									
18	4	3	1	2		3			3	3		1	2		1			
	5	49	4	45		49			49	48		3	43	30,46	1			
	6	44	6	37	1	44		4	43	43		3	37	33,43	4	6,375		
	7	94	13	81		93		7	94	94		19	81	36,08	5	6,400		
	8	84	12	72		84			84	84			71	41,52	3	6,666		
	9	71	16	55		71		8	71	71		4	54	32,77	3	7,000		
	10	37	4	32		37		3	36	35			31	44,61	2			
	11	53	9	42	1	53	1	1	51	51			41	30,43	2			
	12	53	4	47	1	53	1	1	51	51			47	65,08	1			
	13	37	16	21		37		2	37	37	1	1	20	23,75	8	2,525		
	14	41	8	33		40		15	41	40			5	27,59	3	4,000		
	15	38	7	31		38		2	38	37	1		5	37,25	4	8,375		
	16	38	9	28	1	38			37	37			7	30,21	6	7,083		
17	46	7	39		44		6	46	46			30	24,55	1				
18	42	14	28		40			42	41			30	27,40	2				
19	85	29	56		84		15	85	84			63	25,58	14	4,692			
20	107	24	77		107	6	2	101	101	4	4	52	26,96	12	5,875			
21	19	9	10		19		2	19	19			5	26,55	2				
22	24	8	15		24		10	23	23	1	16	15	19,73	8	4,225			

<sup>1</sup>For renter—occupied dwelling units and vacant nonseasonal not dilapidated units, for rent.  
<sup>2</sup>For owner—occupied dwelling units and vacant nonseasonal not dilapidated units, for sale only.

HOUSING—BLOCK STATISTICS

Table 3.—CHARACTERISTICS OF HOUSING FOR CENSUS TRACTS, BY BLOCKS: 1950—Con.

Census tract	Block	All dwelling units by occupancy and tenure					All dwelling units by condition and plumbing facilities			Occupied dwelling units			Contract monthly rent <sup>1</sup>		Value <sup>2</sup> of one-dwelling-unit structures	
		Total	Owner occupied	Renter occupied	Vacant non-seasonal not dilap., for rent or sale	Other vacant and non-resident	Number reporting	No private bath or dilap.	No running water or dilap.	Total	Persons per room	Occupied by non-white	Number reporting	Average monthly rent (dollars)	Number reporting	Average value (dollars)
18	23	55	20	35					55	55	3	12	34	23.41	8	4,175
	24	33	10	23					33	33	3	12	21	23.80	5	4,100
	25	101	38	62		1			98	100	4	53	62	23.24	16	5,593
	26	67	18	49					67	67	4	34	48	29.31	7	5,571
	27	8	2	6					8	8	2	2	6	32.33	1	
	28	18	6	12					18	18	1	10	11	30.63	3	4,333
	29	18	5	13					17	18	1	3	13	24.23	1	
	30	73	31	41		1			69	72	2	13	40	25.95	17	6,052
	31	109	41	67		1			106	108	5	8	68	24.97	25	5,280
	32	18	7	9		1	1		18	16	2	5	10	25.90	6	7,666
	33	20	11	9					20	20		7	9	27.11	7	5,471
	34	106	45	59		1	1		106	104	1	19	57	28.14	28	5,607
	35	64	17	45		1	1		64	62		12	44	25.50	5	7,000
	36	75	21	53					75	74	1	19	51	28.45	9	4,755
	37	43	18	25					43	42		14	24	23.33	8	6,037
	38	35	17	18					34	35	2	8	17	27.94	7	4,928
	39	1														
	40	20	8	12					20	20		7	11	25.09	5	6,400
	41	22	16	5		1			22	21		11	5	32.00	11	7,609
	42	25	13	11		1			24	24		5	12	45.75	6	7,333
	43	5		4		1			5	4			4	26.25	1	
	44	27	19	7			1		27	26		4	7	24.57	14	6,300
	45	2														
	47	26	14	12					26	26		11	11	26.36	11	5,590
	48	76	33	33		2			76	74	2	18	34	28.11	24	6,333
	49	54	15	36		3			52	51	1	8	34	25.08	5	5,600
	50	73	27	43		1	2		72	70	4	32	41	27.09	6	3,600
	51	81	40	41					80	81	3	14	40	30.67	21	6,809
	52	23	11	12					23	23		6	12	21.50	8	5,250
	53	45	21	24					45	45	3	6	23	30.30	10	6,550
	54	17	9	8					17	17	1	5	8	27.12	2	
	55	71	40	31		1			71	71		6	30	30.46	20	5,400
	56	68	28	39		1			61	67	2	5	39	28.15	14	4,678
	57	17	3	13		1			17	16			14	31.85		
	58	42	15	26		1			40	41			27	29.88	3	9,000
	59	11	15	11					26	26		1	11	30.00	9	5,777
	60	31	16	14		1			31	30		1	15	27.46	10	5,200
	61	8	4	4					8	8	1		4	19.50	2	
	62	68	19	46		2	1		67	65	1	1	48	26.00	8	5,875
	64	14	5	9					14	14		4	9	24.11	2	
	65	1														
	66	21	3	17		1			21	20		1	17	22.88	2	
	19	1	42	2	39		1		40	41			40	26.07	1	
2		133		130		2	1	133	130	1		128	46.70	1		
3		118	3	115				114	118		1	128	45.62	1		
4		9		9				9	9			114	54.50	1		
5		174	8	166				167	173	6		165	46.32	2		
6		133	12	118		2	1	132	126	3		115	51.90	8	18,800	
7		209	5	203				207	206	4		200	48.06			
8		107	16	89		2	1	106	103	1		90	39.41	7	10,714	
9		42	15	27				41	42			27	33.33	4	9,000	
10		5		5				5	5			5	27.20			
11		11		11				11	11		1	3	11	29.00		
12		10	9	1				9	9				1		7	14,714
13		7	4	3				6	7				1		3	23,833
14		2														
15		13	5	8				13	13	6			7	64.28	4	13,750
16		67	13	52		2		63	65	62	1		49	50.71	11	16,681
17		201	33	163		4	1	192	196	194	4		163	55.64	18	12,083
18		64	9	55				61	64	63			53	55.42	7	15,357
19		8	5	3				7	8	3			3	26.66	2	
20		20	7	12		1		20	19	19			12	33.41	1	
21		155	40	114		1		153	154	153	2	13	114	31.07	11	6,363
22		75	22	51		2		72	73	73	3	5	52	26.30	6	7,000
23		71	31	40				71	71	71	1	10	37	26.97	14	6,071
24		55	9	45		1		55	54	54		4	44	34.43	7	5,928
25		98	38	57		2	1	96	95	95	2	2	56	30.76	16	6,731
26		11	6	4			1	11	10	10		1	9	29.50	4	6,000
27		19	7	12				19	19	19	1		4	29.33	3	4,733
28	14	9	5				14	14	14			5	34.00	4	7,500	
29	13	8	5				13	13	13			5	27.80	6	7,000	
30	36	21	14		1		36	35	35			12	42.83	14	6,678	
31	23	9	14				23	23	23		3	13	29.76	7	5,285	
32	21	6	12		2	1	21	18	18			14	31.64			
33	30	13	17				30	30	30	2		14	28.92	7	7,371	
34	35	18	16		1		35	34	34	1		16	28.75	11	5,618	
35	81	19	62				81	81	81	1		59	44.96	10	6,120	
37	46	13	32		1		45	45	44		32	48.90	7	20,714		
38	14	7	6		1		14	13	13		5	5	34.20	4	27,500	
39	110	39	69		1	1	110	108	108	1	9	69	38.85	19	61,884	
40	29	16	13				29	29	27			13	31.30	9	7,455	
41	37	14	23				36	37	37	1		23	32.95			
42	111	38	68		3	2	104	106	106			69	36.15	11	7,000	
43	38	12	26				37	38	37			24	34.20	5	7,600	

<sup>1</sup>For renter-occupied dwelling units and vacant nonseasonal not dilapidated units, for rent.  
<sup>2</sup>For owner-occupied dwelling units and vacant nonseasonal not dilapidated units, for sale only.

Table 3.—CHARACTERISTICS OF HOUSING FOR CENSUS TRACTS, BY BLOCKS: 1950—Con.

Census tract	Block	All dwelling units by occupancy and tenure					All dwelling units by condition and plumbing facilities			Occupied dwelling units			Contract monthly rent <sup>1</sup>		Value <sup>2</sup> of one-dwelling-unit structures	
		Total	Owner occupied	Renter occupied	Vacant non-seasonal not dilap., for rent or sale	Other vacant and non-resident	Number reporting	No private bath or dilap.	No running water or dilap.	Total	Persons per room		Number reporting	Average monthly rent (dollars)	Number reporting	Average value (dollars)
											Number reporting	1.51 or more				
19	44	47	18	29		46	2	1	47	47	2	8	29	29.44	8	7,187
	45	54	17	37		54	2		54	54	3		32	27.21	6	5,750
	47	9	5	4		9	1	1	9	9			4	37.50	1	
	48	7	2	5		7			7	7			5	31.40		
	49	12	5	7		12			12	12			7	34.85	3	7,333
	50	49	19	28		47	1	1	47	47		4	28	36.53	7	7,285
	51	42	20	20	1	40	3		40	40		1	20	48.40	11	9,000
	52	3	3			3			3	3					3	13,686
	54	29	9	19		28	1	1	28	28			17	34.76	5	16,400
	55	2	2	17		19			19	19			17	32.23		
	56	19														
57	132	9	121	2	130	4	4	130	130	3		122	43.66	1	15,333	
58	119	17	101	1	115	1		118	117			99	43.41	6		
59	90	23	66	1	90			89	88			64	50.15	1		
60	124	19	104		123	1	1	123	122			101	47.26	1		
61	60	3	57		60			60	60			57	49.47			
20	1	600	132	461	5	592	12	8	593	583	6	1	451	37.09	16	14,418
	2	174	28	142	3	167	8	1	170	169	10	1	142	27.18	2	
	3	30	3	27		30			30	30	1		27	35.22	1	
	4	69	9	59		69			68	68			58	34.92	5	4,700
	5	67	3	64		63			67	67		1	64	37.47	2	
	6	73	15	58		72	10		73	70		1	56	26.97	2	
	7	55	16	38		55	2	1	54	52		1	37	26.24	1	
	8	62	10	52		62	2		62	62			50	20.40	1	
	9	43	12	30		41	4		42	42	1	6	30	28.76	6	4,333
	11	49		49		49			49	49	2		49	39.30		
	12	120	1	117	1	119			118	118	2		117	38.74		
	13	128	3	125	1	124			127	125	2		125	38.24		
	14	77	2	72	1	73			75	75	2	5	74	40.02		
	15	106	3	102	1	102			105	105	2		102	39.27	1	
	16	30	9	21		29	1	1	30	29			19	26.21	1	
	17	72	1	65		69			71	71	3		63	23.38	2	
	18	31	1	18		29			31	31	4		17	22.58		
	19	32	4	27		31	12		31	31	4		26	25.42	1	
20	13	2	8		13			13	13	1		25	26.28	1		
21	27	2	25		26	1	1	27	27	1		25	29.48	1		
22	31	10	21		26			31	31	1	3	19	23.89	2		
23	26	3	22		26			25	25	1		22	27.09	3	12,166	
24	40	8	32		40	1	1	40	39			32	34.37	1		
25	7	6	1		6			7	7			7		5	17,500	
26	78	7	70		77			77	76			70	44.85			
27	3		3		3			3	3			3	23.33			
28	1															
21	1	148	35	110	2	147	3	3	145	143		1	110	48.55	7	12,428
	2	68	27	40	1	67			67	66			39	51.84	2	
	3	52	15	37		52			52	50			34	46.05		
	4	34	14	20		32			34	34			20	38.95		
	5	55	7	48		54			55	54			48	41.02		
	6	102	28	74		102			102	102	3		72	41.23	16	40,937
	8	4	1	3		4			4	4	2		1		2	
	10	223	13	192	15	218	4	4	205	203			202	85.45	8	12,500
	11	25	16	9		25			25	25			9	45.00	14	18,321
	12	15	15			15			15	15					17	12,558
	13	18	18			18			18	18					14	16,785
	14	17	15	2		17			17	16			1		14	10,892
	15	16	15			16			16	15					11	8,545
	16	29	17	10		27			27	27		1	9	46.11	13	8,384
	17	26	19	7		26		2	26	26			7	47.85	17	10,617
	18	22	19	3		22			22	22			2		6	15,875
	19	35	14	20		34		1	34	33			19	34.68	3	10,666
	20	79	6	72		79			78	77		5	73	53.71		
21	32	10	20		32			30	30			20	51.00			
22	33	8	25		33			33	33			25	40.52	1		
23	44	9	33		44	1		42	42			35	41.80	6	11,250	
24	110	39	69		110	1	1	108	108			69	43.72	12	9,933	
25	26	19	5		24			24	24			5	47.40	17	11,764	
26	22	20	2		22			22	22			1		12	12,875	
27	14	12	2		13			14	13					5	12,600	
28	9	7	2		9			9	9					5	19,600	
29	6	5	1		6			6	6			3	53.33	8	15,875	
30	12	9	3		12			12	12			3	45.60	3	13,366	
31	120	13	106	1	115	2	2	119	118			102	52.71	12	14,250	
32	31	17	14		31			31	31			14				
33	47	9	35		46		1	44	44		1	35	66.05	8	13,500	
34	49	10	39		48			49	48			37	75.16	6	12,416	
35	21	14	7		21			21	19			5	65.00	9	11,000	
36	22	18	4		22		1	22	22			3	57.00	15	14,266	
38	18	13	5		18			18	18			5	60.80	8	17,500	
39	24	22	2		23			24	24			22		20	13,525	
40	25	20	5		25			25	25			5	43.60	17	13,000	
41	25	14	10		25			24	24			10	39.30	3	13,000	
42	45	25	20		44		6	45	45			20	48.55	3	11,500	
43	101	21	80		101		6	101	100			76	53.46	12	13,041	
44	30	20	10		30		3	30	30		2	10	59.70	16	11,818	

<sup>1</sup>For renter-occupied dwelling units and vacant nonseasonal not dilapidated units, for rent.  
<sup>2</sup>For owner-occupied dwelling units and vacant nonseasonal not dilapidated units, for sale only.

HOUSING—BLOCK STATISTICS

Table 3.—CHARACTERISTICS OF HOUSING FOR CENSUS TRACTS, BY BLOCKS, 1950—Con.

Census tract	Block	All dwelling units by occupancy and tenure					All dwelling units by condition and plumbing facilities			Occupied dwelling units			Contract monthly rent <sup>1</sup>		Value <sup>2</sup> of one-dwelling-unit structures		
		Total	Owner occupied	Renter occupied	Vacant non-seasonal not dilap., for rent or sale	Other vacant and non-resident	Number reporting	No private bath or dilap.	No running water or dilap.	Total	Persons per room		Occupied by non-white	Number reporting	Average monthly rent (dollars)	Number reporting	Average value (dollars)
											Number reporting	1.51 or more					
21	45	14	4	10					14	14			9	45.55	4	9,125	
	46	10	3	7				10	10				7	46.14	2		
	47	15	6	9				15	15				9	50.11	1		
	48	30	21	9				30	30				9	46.66	14	9,557	
	49	26	10	15				26	25				9	55.75	7	7,428	
	50	75	12	61	2			72	73				16	35.48	8	21,000	
	51	54	34	19	1			54	53	2			62	48.88	17	9,647	
	52	52	31	21		1		51	52				18	43.40	11	9,227	
	53	72	40	31		1		72	71	1			20	39.33	14	9,421	
	54	70	31	38	1			70	69				38	39.15	11	9,818	
	55	76	42	34				73	75	2	1			34	39.44	6	10,666
	57	24	17	7				24	24				34	59.00	11	15,954	
	58	29	18	11				29	29				7	54.81	12	15,083	
	59	20	19	1				20	20				11		18	15,250	
	60	17	17					17	17				1		17	16,941	
	62	20	19	1				20	19						19	15,921	
	63	23	23					23	23				1		23	18,652	
	66	2						2									
	68	4	4					4	4						4	28,375	
	69	4	4		1			5	4						4	33,750	
	22	1	39	16	23												
		2	54	11	43				39	39				23	42.69	3	9,333
		3	46	18	28				46	46				42	37.51		
		4	40	16	23				38	39	1			26	46.30	6	8,750
		5	31	25	5		1		31	30				23	43.34	7	
		6	57	18	39				57	57	1	1		5	62.60	2	11,142
		7	9	8	1				9	9				36	70.13	3	10,666
		8	37	26	11				34	37				1		2	
		9	40	21	19				40	40	2			11	57.72	17	12,029
		10	24	12	12				24	24				19	41.84	5	11,800
		11	27	17	10				27	27				12	32.75	4	11,000
		12	12	5	7				12	11	2			10	39.80	1	
		13	65	12	50	2	1		65	62	1	1		6	42.50	3	6,833
		14	24	14	8		2		24	22	1	1		51	38.72	6	5,916
		15	77	25	51		2		77	76	2	1		8	36.37	6	11,500
17		39	20	19		1		39	39	2			51	33.25			
18		78	24	52		2		78	76	2			18	36.72	5	10,600	
19		55	28	27				54	55	1			54	44.70	14	7,964	
20		64	24	40				64	61	1	1		24	35.16	13	8,000	
21		119	22	95		2		117	6	1	1		39	32.48	17	7,647	
22		135	23	110	1	1		134	2	2			93	37.39	9	7,811	
23		49	27	1	1	1		49	47	2	2		109	35.47	12	9,833	
24		76	27	49	1	1		74	75				24	32.25	9	9,666	
25		16	4	12				16	16				12	43.08	5	11,600	
23		1	110	52	57												
		2	31	21	10		1	109	109					56	30.94	30	6,883
		3	80	26	52		2		31	31				10	32.50	13	6,576
		4	32	18	14				77	78	2	1		49	34.87	20	7,170
		5	64	36	27				63	32	1	1		13	34.53	7	7,571
		6	115	41	69	1	3		115	62				27	35.55	6	7,916
		7	38	17	20	2	3		38	37	1			70	30.97	11	8,172
		8	43	17	26				43	37				21	35.47	2	
		9	37	18	18		1		37	43				26	30.34	12	8,100
		10	46	19	27				45	36	2	2		18	28.55	5	8,000
		11	38	10	27				35	46				24	39.20	5	7,920
	12	42	15	27		1		42	37				27	31.81	1		
	13	58	21	37				58	42				27	32.25	1	7,740	
	14	52	16	35				52	58	3			35	37.48	3	8,333	
	15	52	17	35	1			51	51				35	32.74	3	6,333	
	16	33	10	23				33	52				34	36.11	2		
	17	29	7	22				29	33	2			23	33.26	3		
	18	41	18	23		1		41	28				22	38.27	4	5,750	
	19	35	17	16				35	41	1	1		23	35.04	4	8,250	
	20	70	36	34				70	35				18	36.16	2	7,833	
	21	20	15	5				20	70	1	1		34	34.41	3	9,146	
	22	43	25	18				43	45				5	42.40	13	9,515	
	23	61	27	34				61	43				18	34.72	14	10,000	
	24	23	14	9				23	61	1	1		34	36.35	5	9,833	
	25	38	16	22				38	23				9	37.77	5	8,400	
	26	42	15	27				41	38				32	32.90			
	27	95	22	72				93	42				26	36.03			
	28	108	39	66		1		108	94	4	2		71	32.14	6	6,166	
	29	84	31	53		3		84	105	5	1		66	33.93	12	8,333	
	30	38	16	22				38	84	1	1		52	36.03	6	8,000	
	31	28	11	17				28	38	1			22	34.81	8	8,937	
	32	22	21	1				22	28				17	37.70	1		
	33	21	11	9				21	22				1		19	13,471	
	34	26	13	12				26	20	1	1		9	55.88	6	19,331	
	35	116	67	49	1			110	25				13	50.07	2		
36	73	41	32				73	116				49	44.44	33	12,227		
37	73	40	33				68	73				32	42.37	10	8,800		
38	50	41	9				42	73				32	44.43	7	8,000		
39	37	23	14				32	50	1	1		8	54.87	31	9,787		
								37				12	47.83	10	11,100		

<sup>1</sup>For renter-occupied dwelling units and vacant nonseasonal not dilapidated units, for rent.  
<sup>2</sup>For owner-occupied dwelling units and vacant nonseasonal not dilapidated units, for sale only.

Table 3.—CHARACTERISTICS OF HOUSING FOR CENSUS TRACTS, BY BLOCKS: 1950—Con.

Census tract	Block	All dwelling units by occupancy and tenure					All dwelling units by condition and plumbing facilities			Occupied dwelling units			Contract monthly rent <sup>1</sup>		Value <sup>2</sup> of one-dwelling-unit structures		
		Total	Owner occupied	Renter occupied	Vacant non-seasonal not dilap., for rent or sale	Other vacant and non-resident	Number reporting	No private bath or dilap.	No running water or dilap.	Total	Persons per room		Occupied by non-white	Number reporting	Average monthly rent (dollars)	Number reporting	Average value (dollars)
											Number reporting	1.51 or more					
23	40	20	3	16	1	20			19	19			17	43.41			
	41	6	2	4		6			6	6			4	37.50			
	42	38	15	23		38			38	38			23	40.95	1		
	43	20	17	3		20			20	20			3	43.66	14	8,935	
	44	28	20	8		28			28	28			8	39.62	8	9,812	
	45	54	20	33	1	54			53	53			33	38.96	3	9,500	
	46	37	13	24		37			37	37			22	34.63	1		
	47	33	13	20		33	5	5	33	33			20	31.05	1		
	48	41	14	27		41			41	41			27	41.55	4	12,500	
	49	51	12	38		51	1	1	50	50	1		38	40.05	2		
		50	16	9	7		16			16	16			7	39.42	2	
	52	22	11	11		22			22	22			11	38.00	5	11,000	
24	1	6	5	1		6			5	5		1			6	18,000	
	2	14	8	6	3	14			8	8					11	16,045	
	3	23	16	7	2	23	2		21	21			5	46.00	16	9,831	
	4	3	3			3			3	3					3	11,800	
	5	4	4			4			4	4					4	8,125	
	6	6	4	2		6			6	6					5	7,800	
	7	7	5	2		7			6	6			1		13	5,346	
	8	16	14	2		16			15	15	1		1		11	8,300	
	9	11	11			11			11	11					25	8,124	
	10	27	26	1		27			26	26					25	8,124	
	11	251	227	24	10	11	3	6	4	237	237		10	41.80	233	10,745	
	12	8	7	1		8			7	7					7	15,285	
	13	10	10			10			10	10					9	13,544	
	14	19	18	1		19			19	19					18	12,661	
	15	8	5	3		8			6	6					7	10,785	
	16	1	1			1			1	1					1		
	17	1	1			1			1	1					10	10,340	
	18	12	9	3		12			10	10					6	10,583	
	19	6	6			6			6	6					7	11,385	
	20	7	7			7			7	7					12	12,000	
	21	12	12			12			12	12					10	11,450	
	22	10	10			10			10	10					11	11,272	
	23	11	11			11			11	11					13	11,230	
	24	13	13			13			13	13					7	8,928	
	25	8	7	1		8		1	8	8					10	9,730	
	26	10	10			10			10	10					18	9,816	
	27	19	18	1		19			19	19					6	9,833	
	28	6	6			6			6	6					9	11,333	
	29	9	9			9			9	9					22	11,840	
	30	23	22	1		23		1	22	22					17	11,911	
	31	18	17	1		18			18	18					6	12,633	
	32	7	6	1		7			6	6					9	10,722	
33	10	10			10			10	10					24	12,445		
34	24	24			24			24	24					23	11,282		
35	26	24	2		26			24	24					11	11,245		
36	11	11			11			11	11					9	11,411		
37	12	9	3		12		2	10	10					19	11,426		
38	22	19	3		22		1	21	21					9	11,000		
39	9	8	1		9			8	8					20	10,675		
40	26	22	4		26			25	24					31	10,458		
41	33	31	2		33			32	32					11	11,163		
42	12	11	1		12			11	11					18	12,777		
43	19	18	1		19			18	18					17	10,441		
44	17	17			17			17	17					22	13,659		
45	25	22	3		25			24	24					6	11,166		
46	8	7	1		8			7	7					11	12,590		
47	1	1			1			1	1					3	10,166		
48	11	11			11			11	11					11	11,545		
49	3	3			3			3	3					15	12,053		
25	4	16	15	1		16			16	16				11	11,136		
	5	11	11			11			11	11				10	10,900		
	6	10	10			10		1	10	10				12	12,841		
	7	2	2			2			2	2				7	11,571		
	8	13	12	1		13			12	12				21	13,023		
	21	7	7			7			7	7				29	12,637		
	22	21	21			21			21	21				1	13,785		
	23	30	29	1		30			30	30				14	11,750		
	24	14	14			14			14	13				4	12,709		
	25	4	4			4			4	4				1	12,751		
	26	32	32			32			32	32					51	12,931	
27	36	35	1		36			36	36					24	11,979		
28	53	52	1		53			52	52					30	12,803		
29	33	25	8		33			30	31					4	12,375		
30	31	31			31			31	31					13	12,807		
31	6	4	2		6			6	6					10	13,750		
32	14	14			14			14	14					18	13,305		
33	16	12	4		16			15	16					21	16,428		
34	26	22	4		26			25	26					24	15,937		
35	22	22			22			22	22					25	13,020		
36	25	25			25			25	25								
37	26	25	1		26			25	25								

<sup>1</sup>For renter-occupied dwelling units and vacant nonseasonal not dilapidated units, for rent.  
<sup>2</sup>For owner-occupied dwelling units and vacant nonseasonal not dilapidated units, for sale only.

HOUSING—BLOCK STATISTICS

Table 3.—CHARACTERISTICS OF HOUSING FOR CENSUS TRACTS, BY BLOCKS: 1950—Con.

Census tract	Block	All dwelling units by occupancy and tenure					All dwelling units by condition and plumbing facilities			Occupied dwelling units			Contract monthly rent <sup>1</sup>		Value <sup>2</sup> of one-dwelling-unit structures	
		Total	Owner occupied	Renter occupied	Vacant non-seasonal not dilap. for rent or sale	Other vacant and non-resident	Number reporting	No private bath or dilap.	No running water or dilap.	Total	Persons per room		Number reporting	Average monthly rent (dollars)	Number reporting	Average value (dollars)
											Number reporting	1.51 or more				
25	38	34	34						34	34	1					
	39	28	19	9		31			28	28		9	5 488	32	12 859	
	40	24	15	9		27	1	1	24	24		9	4 466	17	12 952	
	41	50	29	20	1	22			24	24		18	4 794	13	12 807	
	42	7	7			45	1	1	49	48				24	10 791	
	43	20	18	2		7			7	7		2		6	10 666	
	44	25	20	5		19			20	18		2		17	8 705	
	45	27	25	2		25	1		25	24		3	49 33	20	9 725	
	46	32	22	10		27			27	27		2		23	8 952	
	47	31	18	13		32	1		32	32		9	37 11	13	8 769	
						31			31	31		13	45 92	6	8 750	
		48	24	16	8				24	24		7	36 85	11	9 227	
		49	36	25	10	1			36	35		9	38 55	16	9 281	
		50	21	15	4	2			19	19		3	67 33	13	10 223	
		51	18	16	2				18	18		2		16	11 031	
		52	6	5	1			1	6	6	1	1		4	13 500	
		53	19	14	3	2			19	17		3	42 00	13	10 269	
		54	39	36	2	1			39	38		2		35	9 777	
		55	25	23	2				25	25		2		22	10 568	
		56	30	27	2		1		28	29	3	2		26	9 269	
		57	21	17	4				20	21	2	4	21 75	17	8 823	
		58	69	67		2			65	67	1	1		63	8 693	
		59	18	18					17	18				18	10 333	
		60	40	38	2				39	40		2		36	9 405	
		61	26	24	1	1			26	25		1		25	9 256	
		62	29	28		1			29	28	1	1		29	9 217	
		63	22	19	3				18	17				16	8 468	
		64	6	5	1				6	6		1		4	6 125	
		65	5													
		66	6													
		67	2													
		68	5	1					6	6	1	1		4	5 500	
		69	2													
		70	8													
		71	1													
		72	2													
		73	3	1	1		1		3	2	1	1		1		
	26	1	42	30	12		41	3	1	42	42	1	11	6 418	27	9 255
		2	17	15	2		17			17	17		2		14	9 398
		3	20	15	5		20			20	20		5	4 340	11	9 245
		4	63	55	8		62			63	63		7	42 28	49	11 877
		5	22	21	1	1	22			21	20				21	16 500
		6	26	22	3		25			25	24		3	47 33	18	14 500
7		10	9	1		10			10	10		1		8	14 000	
8		30	18	11		30			29	29		11	47 27	10	15 100	
9		29	15	14	1	29			29	29		14	40 85	4	11 250	
10		26	14	12		26			26	26		12	47 00	4	12 375	
11		24	13	11		24			24	24		11	48 45	4	11 000	
12		19	9	10		19			19	19		10	31 40	3	11 000	
13		72	40	32		72			72	72		32	39 71	17	9 235	
14		61	32	28		61			60	60		28	37 92	18	9 583	
15		53	22	29		53			51	51		28	38 75	10	9 250	
16		42	22	20		42			42	41		20	41 60	8	9 875	
17		22	19	2		22			21	20		2		17	9 823	
18		14	11	2		14			13	13		2		9	17 277	
19		31	9	22		30			31	31		22	31 77			
20		24	3	20	1	24	4		23	23		20	33 85			
21		10	3	7		7			9	9		6	32 33	2		
22		29	13	16		29			29	29		16	36 31	2		
23		36	11	25		36			36	36		25	32 84			
24		21	11	10		21			21	21		10	33 60	4	8 125	
25		60	28	32		59	2		60	60		32	34 93	9	7 200	
26		37	13	23	1	37			36	36		23	33 17	5	9 500	
27		47	28	18	1	47	1		46	44	1	19	39 00	17	9 735	
28		44	19	24		44			43	43		24	39 87	4	11 250	
29		44	21	22	1	43	1	1	43	41		23	38 34	3	10 166	
30		46	25	20	1	46			45	45		21	38 42	7	9 357	
31		40	17	23		39			40	39		22	40 13	7	8 142	
32		7	5	2		7			7	7		2		2		
33		29	14	14		28			28	28		14	37 64	7	9 785	
34		14	6	7		13			13	13		7	34 28	4	10 750	
35		4	1	3		4			4	4		3	30 33			
36		9	9			9			9	9						
37		18	15	2		17			17	17		2		8	11 062	
38		3	2			2			2	2				15	10 766	
39		3	3			3			3	3				2		
40		2												3	11 166	
41		3	3			3			3	3						
42		10	9	1		10	1		10	10		1		3	7 633	
43		4	3	1		4			4	4		1		8	7 750	
44	5	4			4			4	4				3	8 966		
45	8	7	1		8			8	7		1		4	10 000		
46	6	6			6			6	6				7	8 857		
47	7	6	1		7	1		7	7		1		6	8 916		
48	11	11			11			11	11				5	8 100		
49	35	20	15		35			35	35		15	37 86	11	9 954		
50	26	16	10		26			26	26		10	39 30	10	9 000		
51	50	26	24		50	1	1	50	50		24	41 04	10	8 350		
52	57	38	19		54			57	55		18	44 61	27	9 340		
53	22	15	7		22			22	22		6	46 00	1			

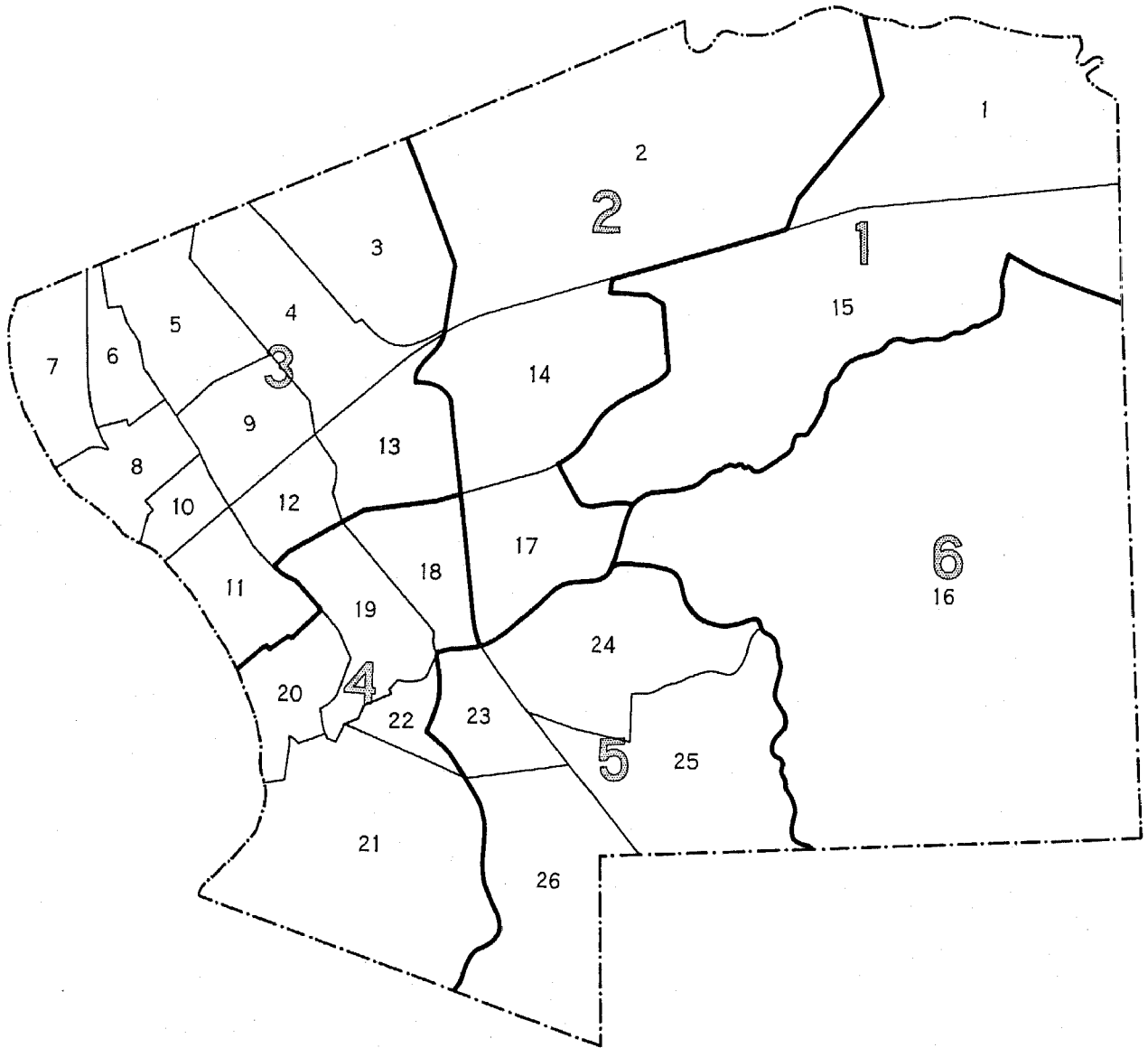
<sup>1</sup>For renter - occupied dwelling units and vacant nonseasonal not dilapidated units, for rent.  
<sup>2</sup>For owner - occupied dwelling units and vacant nonseasonal not dilapidated units, for sale only.

Table 3.—CHARACTERISTICS OF HOUSING FOR CENSUS TRACTS, BY BLOCKS: 1950—Con.

Census tract	Block	All dwelling units by occupancy and tenure					All dwelling units by condition and plumbing facilities			Occupied dwelling units			Contract monthly rent <sup>1</sup>		Value <sup>2</sup> of one-dwelling-unit structures	
		Total	Owner occupied	Renter occupied	Vacant non-seasonal not dilap., for rent or sale	Other vacant and non-resident	Number reporting	No private bath or dilap.	No running water or dilap.	Total	Persons per room		Number reporting	Average monthly rent (dollars)	Number reporting	Average value (dollars)
											Number reporting	1.51 or more				
26	54	19	12	7					19	19		7	41.28			
	55	19	11	8					19	19		8	56.00	7	12,571	
	56	25	25						25	25				25	11,240	
	57	18	12	6					18	18		6	47.16	6	11,166	
	58	22	11	11					22	22		11	41.54	2		
	59	32	26	6					32	32		16	40.16	14	10,507	
	60	43	25	18					43	43		16	38.50	22	9,322	
	61	35	20	15				2	35	35		15	39.40	13	9,307	
	62	29	14	15					29	29		14	33.42	8	10,250	
	63	25	9	16				3	25	25		15	42.06	3	14,000	
	64	21	11	10					21	21		10	47.40	3	9,500	
	65	20	9	11					20	20		11	43.27	2		
	66	42	24	17		1			41	40		16	44.37	9	10,511	
	67	3	3						3	3				1		
	68	27	16	11					27	27		11	40.09	9	11,611	
	69	41	18	23					41	41		23	47.00	6	10,833	
	70	26	10	16					26	26		16	39.31	2		
	71	41	16	25					41	41		25	43.76	4	9,500	
	73	18	15	3					18	18		3	32.66	12	10,958	
	74	14	11	3					14	14		3	39.66	9	9,888	
	75	10	10						10	10				9	10,388	
	76	16	13	3					16	16		3	34.33	9	11,011	
	77	28	17	11				1	28	28		11	41.36	9	9,777	
	78	9	6	2		1			9	7		2		6	9,000	
	79	6	6						6	6				6	6,916	
	80	4	4						4	4				4	7,250	
	81	1														
	82	1														
	83	5	5						5	4				5	7,340	
	84	11	8	3					11	11		3	30.33	4	7,000	
	85	5	5						5	5				5	8,100	
	86	4	4						4	4				4	8,000	
	87	42	39	3				1	42	42		2		39	12,051	
	88	37	34	3					37	35		2		31	9,145	
	89	13	12	1					13	13		1		11	10,318	
	90	9	5	4					9	9		4	46.25	3	15,333	
	91	142	113	29		1	3		141	137		20	44.40	94	11,585	
	92	15	7	8				2	15	15		8	46.50	4	9,625	
	93	26	19	7			1		26	25		6	43.33	10	10,050	
	94	25	22	3					25	25		3	44.00	18	10,050	
	95	10	10						10	10				10	9,400	
	96	11	9	2					11	11		2		5	9,400	
	97	11	9	2					11	11		2		9	9,555	
	98	6	6						6	6				6	11,450	
	99	20	18	1		1			19	17		2		12	10,016	
	100	8	5	3					8	8		3	28.33	1		
	101	6	4	2					6	6		2		4	8,375	
	102	4	4						4	4				3	4,700	
	103	7	6	1					7	7		1				
	104	11	9	2					11	11		2				
	106	3	3						3	3					1	
	107	7	7						7	7						
	108	13	13						13	13						
	109	11	11						11	11					3	9,533
	110	16	13	3					16	16		3	86.66	1		
	111	3	3	1					3	3		1				
	112	3	3						3	3					1	
	113	12	10	2					12	12		2				
	114	1	1						1	1					2	
	115	3				2	1		3	3						
	116	1														
	117	2														
	118	2														
	120	1														
	121	1														
	123	34	28	4		2			31	30		3	51.66	28	10,000	

<sup>1</sup>For renter - occupied dwelling units and vacant nonseasonal not dilapidated units, for rent.  
<sup>2</sup>For owner - occupied dwelling units and vacant nonseasonal not dilapidated units, for sale only.

SPRINGFIELD, MASSACHUSETTS. BY CENSUS TRACTS: 1950  
KEY MAP



LEGEND  
TRACT NUMBER  
PART NUMBER







SPRINGFIELD, MASSACHUSETTS, BY CENSUS TRACTS AND BLOCKS: 1950

PART 3 OF 6 PARTS



SCALE IN FEET



LEGEND

- BLOCK NUMBERS
- TRACT NUMBERS
- TRACT BOUNDARIES

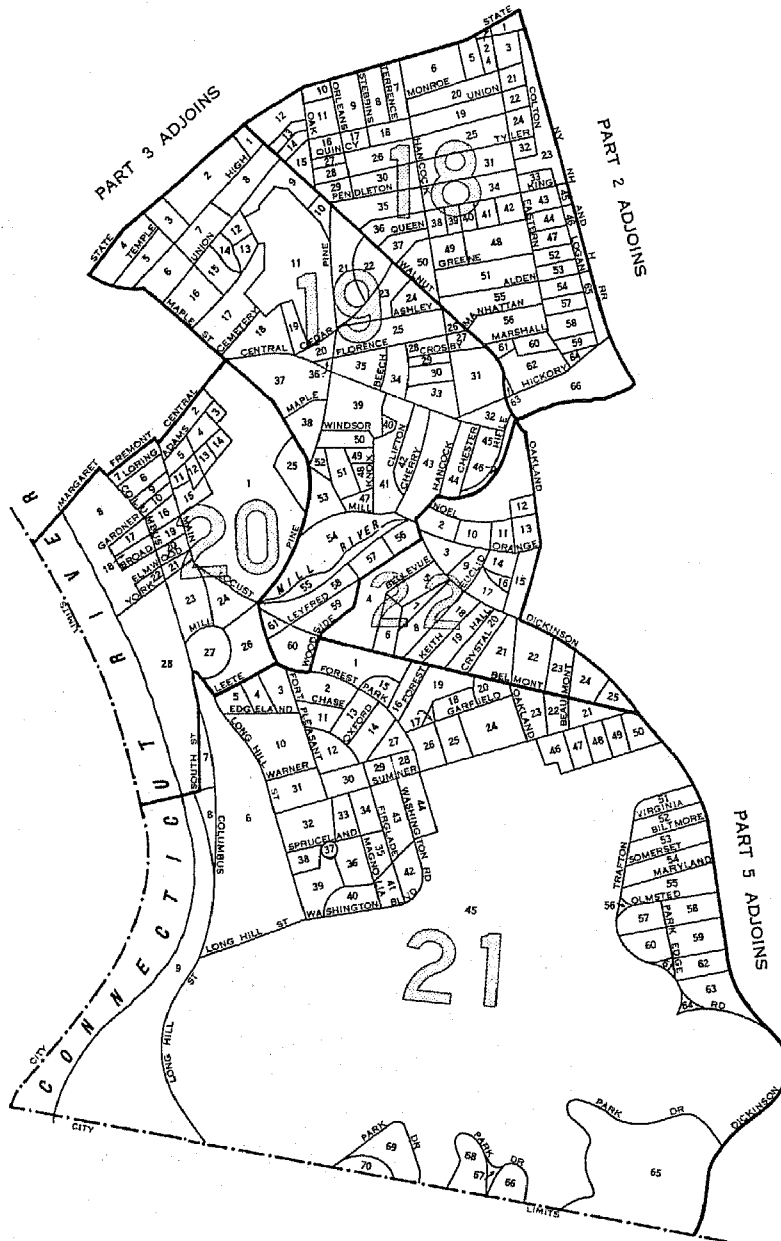
25

2

U.S. DEPARTMENT OF COMMERCE, BUREAU OF THE CENSUS

SPRINGFIELD, MASSACHUSETTS, BY CENSUS TRACTS AND BLOCKS: 1950

PART 4 OF 6 PARTS



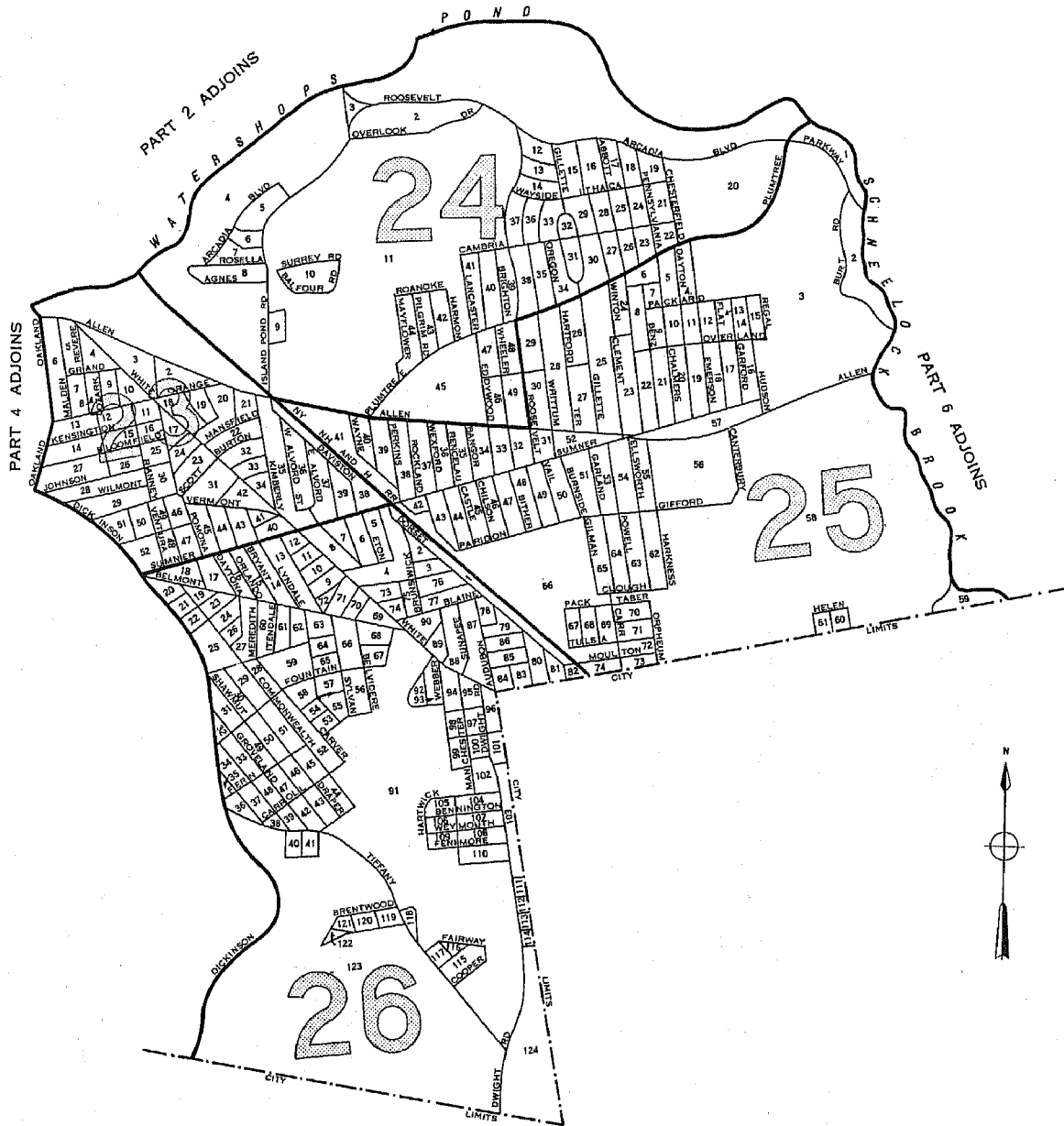
SCALE IN FEET




LEGEND  
BLOCK NUMBERS  
TRACT NUMBERS  
TRACT BOUNDARIES  
U.S. DEPARTMENT OF COMMERCE, BUREAU OF THE CENSUS

SPRINGFIELD, MASSACHUSETTS, BY CENSUS TRACTS AND BLOCKS: 1950

PART 5 OF 6 PARTS



SCALE IN FEET



LEGEND

- BLOCK NUMBERS
- TRACT NUMBERS
- TRACT BOUNDARIES
- U.S. DEPARTMENT OF COMMERCE, BUREAU OF THE CENSUS


25

2



# 1950 UNITED STATES CENSUS OF HOUSING

U. S. DEPARTMENT OF COMMERCE • BUREAU OF THE CENSUS



**SPRINGFIELD, MO.**

**BLOCK  
STATISTICS**

## U. S. CENSUS OF HOUSING: 1950

### Volume

- I General Characteristics
- II Nonfarm Housing Characteristics
- III Farm Housing Characteristics
- IV Residential Financing
- V Block Statistics

Housing statistics for census tracts are to be included in the Population reports on census tracts.

## U. S. CENSUS OF POPULATION: 1950

### Volume

- I Number of Inhabitants
- II Characteristics of the Population

Succeeding volumes will cover the following subjects:

Census Tracts, Nativity and Parentage, Nonwhite Population by Race, Persons of Spanish Surname, Institutional Population, Differential Fertility, Labor Force Characteristics, Occupation, Industry, Income, Internal Migration, Education, Characteristics of Families and Households.



**UNITED STATES CENSUS of HOUSING : 1950**  
U. S. DEPARTMENT OF COMMERCE  
CHARLES SAWYER, Secretary

BUREAU OF THE CENSUS  
ROY V. PEEL, Director



**BLOCK STATISTICS**  
**SPRINGFIELD**  
**MISSOURI**

*Prepared under the supervision of*  
Howard G. Brunzman, Chief  
*Population and Housing Division*

1950 HOUSING CENSUS REPORT  
VOLUME V, PART 186

UNITED STATES GOVERNMENT PRINTING OFFICE 1951

**BLOCKS • WARDS**



## BUREAU OF THE CENSUS

ROY V. PEEL, *Director*

A. ROSS ECKLER, *Deputy Director*  
HOWARD C. GRIEVES, *Assistant Director*  
CONRAD TAEUBER, *Assistant Director*  
MORRIS H. HANSEN, *Assistant Director for Statistical Standards*  
ROBERT Y. PHILLIPS, *Assistant Director for Operations*  
CALVERT L. DEDRICK, *Coordinator, International Statistics*  
FRANK R. WILSON, *Information Assistant to the Director*

### Population and Housing Division—

HOWARD G. BRUNSMAN, *Chief*  
WAYNE F. DAUGHERTY, *Assistant Chief for Housing*  
ROBERT B. VOIGHT, *Assistant Chief for Operations*  
HENRY S. SHRYOCK, JR., *Assistant Chief for Population*  
EDWIN D. GOLDFIELD, *Program Coordinator*  
  
Quality and Equipment Statistics—Robert C. Hamer, *Chief*  
Inventory Statistics—Carl A. S. Coan, *Chief*  
Developmental Programs—J. Hugh Rose, *Chief*  
Residential Financing—Junia H. Honnold, *Chief*  
Territories and Possessions—Joel Williams, *Chief*  
Statistical Sampling—Joseph Steinberg, *Chief*  
Statistical Procedure—Morton A. Meyer, *Chief*  
Processing Operations—Milton D. Lieberman, *Chief*

Administrative Service Division—WALTER L. KEHRES, *Chief*  
Agriculture Division—RAY HURLEY, *Chief*  
Budget Officer—CHARLES H. ALEXANDER  
Business Division—HARVEY KAILIN, *Acting Chief*  
Field Division—LOWELL T. GALT, *Chief*  
Foreign Trade Division—J. EDWARD ELY, *Chief*  
Geography Division—CLARENCE E. BATSCHULET, *Chief*  
Governments Division—ALLEN D. MANVEL, *Chief*  
Industry Division—MAXWELL R. CONKLIN, *Chief*  
Machine Tabulation Division—C. F. VAN AKEN, *Chief*  
Personnel Division—HELEN D. ALMON, *Chief*

### SUGGESTED IDENTIFICATION

U. S. Bureau of the Census. *U. S. Census of Housing: 1950. Vol. V, Block Statistics, Part 186.*  
U. S. Government Printing Office, Washington, D. C., 1951.

For sale by the Superintendent of Documents, U. S. Government Printing Office, Washington 25, D. C.,  
or any of the Field Offices of the Department of Commerce - Price 15 cents

## PREFACE

This report presents statistics on characteristics of dwelling units by blocks for the city. The tabulations are based on data from the 1950 Census of Housing, taken as of April 1, 1950. Authorization for the 1950 Census of Housing as part of the Seventeenth Decennial Census was provided by the Housing Act of 1949, approved July 15, 1949.

The major portion of the information compiled from the 1950 Census of Housing appears in Volume I, *General Characteristics*; Volume II, *Nonfarm Housing Characteristics*; Volume III, *Farm Housing Characteristics*; Volume IV, *Residential Financing*; and Volume V, *Block Statistics*. Volume V consists of separate reports, issued as bulletins for each of the 209 cities which in 1940 or in a subsequent census had a population of 50,000 or more. These reports will not be bound into a single publication.

The subjects covered in both the 1950 and 1940 reports on characteristics of dwelling units by blocks are substantially similar.

This report was prepared under the direction of Howard G. Brunsman, Chief, Population and Housing Division, and Wayne F. Daugherty, Assistant Chief for Housing. Robert C. Hamer, Chief, Quality and Equipment Statistics Section, was in charge of coordinating the content and the format of the report with assistance from Carl A. S. Coan, Chief, Inventory Statistics Section; Floyd D. McNaughton, Chief, Equipment and Facilities Unit; Beulah Washabaugh, Chief, Tenure and Vacancy Unit; and Walter A. Hines. The compilation of the statistics was under the supervision of Robert B. Voight, Assistant Chief for Operations.

The collection of the information on which these statistics are based was under the supervision of Lowell T. Galt, Chief, Field Division. The geographic work, including the assignment of all block numbers and the preparation of maps, was under the supervision of Clarence E. Batschelet, Chief, Geography Division. The data were tabulated under the supervision of C. F. Van Aken, Chief, Machine Tabulation Division.

December 1951

# SPRINGFIELD, MO.

## CONTENTS

### INTRODUCTION

	Page		Page
General.....	1	Definitions and explanations—Continued	
Related reports.....	1	Persons per room.....	2
Use of data.....	1	Color of occupants.....	2
Comparability with 1940 Housing Census data.....	1	Contract monthly rent.....	2
Definitions and explanations.....	1	Value of one-dwelling-unit structures.....	2
Dwelling unit.....	1	Number reporting.....	2
Occupancy and tenure.....	2	Block identification.....	2
Condition and plumbing facilities.....	2		

### TABLES

	Page
Table 1.—Characteristics of housing for the city: 1950.....	3
Table 2.—Characteristics of housing by wards: 1950.....	3
Table 3.—Characteristics of housing for wards, by blocks: 1950.....	4

Map of city, by blocks, appears following last page of tables.

# BLOCK STATISTICS

## INTRODUCTION

### GENERAL

Volume V of the Reports on Housing consists of a separate report for each of the 209 cities which in 1940, or in a subsequent census prior to 1950, had a population of 50,000 or more. Each report presents for the city, by blocks, tabulations for a limited number of subjects obtained in the Census of Housing. The subjects in these reports are similar to those in the block statistics supplements to Volume I of the reports of the 1940 Census of Housing. The subjects in this report present the number of dwelling units classified by occupancy and tenure, condition and plumbing facilities, persons per room, color of occupants, average contract monthly rent of renter-occupied and selected vacant units, and the average value of one-dwelling-unit owner-occupied and selected vacant structures. In table 1, the statistics for these subjects are summarized for the city. Table 2 contains the statistics for wards; these are the only statistics for wards that will be published from the 1950 Census of Housing. In table 3, the data are presented by blocks within wards and block areas. Maps identifying the location of each block and the ward boundaries are a part of this report.

**Related reports.**—Related statistics for this city are contained in the Reports on Housing, Volume I, *General Characteristics*; and in the Reports on Population, Volume I, *Number of Inhabitants*, and Volume II, *Characteristics of the Population*.

The Reports on Housing for each State in Volume I present data on the characteristics of dwelling units for the State by residence (urban, rural nonfarm, and rural farm), for standard metropolitan areas, urbanized areas, counties, for urban places, places of 1,000 to 2,500 inhabitants, and rural-nonfarm and rural-farm dwelling units for each county. Each report includes the following subjects: occupancy, tenure, race of occupants, type of structure, year built, condition and plumbing facilities, water supply, toilet and bathing facilities, number of rooms, number of persons, persons per room, electric lighting, heating equipment, heating and cooking fuels, refrigeration equipment, kitchen sink, radio, television, and, for nonfarm units, the contract monthly rent, gross monthly rent, and value of one-dwelling-unit structures.

Volume I of the Reports on Population shows the 1950 population of each county and of each minor civil division within the county. It also contains figures for each incorporated place, for each unincorporated place with 1,000 or more inhabitants, and for incorporated places of 5,000 or more by wards. A special series of tables presents data for each urbanized area giving the incorporated places and portions of minor civil divisions within it.

Volume II of the 1950 Population Reports contains statistics on the general characteristics of the population. Chapter A of this volume repeats the figures on number of inhabitants as shown in Volume I; Chapter B presents demographic, economic, and social characteristics of the population; and Chapter C gives more detailed cross-classifications for States and large cities and standard metropolitan areas.

**Use of data.**—The tabulation of housing characteristics for areas as small as city blocks provides descriptive material of considerable value for technical studies of housing in the city. The statistics will be useful in compiling totals for special types of areas that may be defined to meet the requirements of individual investigators. Users of the data should bear in mind that in

practically all cases the data for a given block represent the work of only one enumerator. Consequently, housing characteristics for blocks are subject to a wider margin of error than is to be expected in the figures for tracts or wards which represent returns made by a number of enumerators. Misinterpretation of instructions by one enumerator may cause a significant bias in the statistics for a block even though it may have a negligible effect upon the figures for larger areas. In particular, the enumeration of "condition" depended to a considerable extent upon the judgment of the individual enumerator. Also, failure to indicate the correct block number for a significant number of dwelling units may introduce errors into the block data.

**Comparability with 1940 Housing Census data.**—In the 1940 Census of Housing, reports entitled "Block Statistics" were issued as supplements to the first series of Housing bulletins. These supplements consisted of separate reports for each of the 191 cities which had 50,000 inhabitants or more in 1930.

In the 1950 reports, the block numbers used are different, in most cases, from those used in the 1940 reports. Therefore, to compare 1940 and 1950 data for a given block, it is necessary to locate the block on the maps to obtain the corresponding 1940 and 1950 block numbers.

The subjects in both the 1940 and 1950 reports are substantially similar. However, data on number of structures, year built, and mortgage status have been omitted from the 1950 report. Furthermore, in the 1940 reports average contract or estimated monthly rent was reported for all dwelling units while in 1950 average contract monthly rent is reported for some, and average value for other, dwelling units.

### DEFINITIONS AND EXPLANATIONS

More detailed and complete definitions are presented in Volume I of the Housing Reports.

**Dwelling unit.**—In general, a dwelling unit is a group of rooms or a single room, occupied or intended for occupancy as separate living quarters, by a family or other group of persons living together or by a person living alone.

A group of rooms, occupied or intended for occupancy as separate living quarters, is a dwelling unit if it has separate cooking equipment or a separate entrance. A single room, occupied or intended for occupancy as separate living quarters, is a dwelling unit if it has separate cooking equipment or if it constitutes the only living quarters in the structure. Also, each apartment in a regular apartment house is a dwelling unit even though it may not have separate cooking equipment. Excluded from the dwelling unit count are large rooming houses, institutions, dormitories, and transient hotels and tourist courts.

In the 1940 Census, a dwelling unit was defined as the living quarters occupied or intended for occupancy by one household. A household consisted of a family or other group of persons living together with common housekeeping arrangements, or a person living entirely alone. However, the enumerator was not explicitly instructed to define rooms as dwelling units on the basis of cooking equipment or separate entrance.

The number of dwelling units in the 1950 Census may be regarded as comparable with the number of dwelling units in the 1940 Census. Some living quarters may have been classified as separate dwelling units in the one census and not in the other. Further, in the 1950 Census, living quarters with five or more

lodgers were not tabulated as dwelling units; generally, such quarters were included in the 1940 dwelling unit count. However, the net effect of these changes is probably small.

**Occupancy and tenure.**—Dwelling units are classified by occupancy and tenure into four groups: owner-occupied; renter-occupied; vacant nonseasonal not dilapidated, for rent or sale; and other vacant and nonresident. A dwelling unit is classified as owner-occupied if it was owned wholly or in part by the head of the household or by some related member of his family living in the dwelling unit. All other occupied units are classified as renter-occupied whether or not cash rent was actually paid for living quarters. Rent-free units and living accommodations received in payment for services performed are thus included with the renter-occupied units.

A dwelling unit is considered vacant if no persons are living in it at the time of enumeration. New units not yet occupied were enumerated as vacant dwelling units if construction had proceeded to the extent that all the exterior windows and doors were installed and final usable floors were in place. The classification "Vacant nonseasonal not dilapidated, for rent or sale" is descriptive of the vacant dwelling units reported in this classification. "Other vacant and nonresident" units include all dilapidated and seasonal vacant units as well as the not dilapidated units which were not for rent or sale.

Because of changes in enumeration procedures, the counts of total vacant units in 1940 and 1950 are not strictly comparable. In 1940, vacant units were enumerated if they were habitable; units uninhabitable and beyond repair were excluded from the enumeration. In 1950, units were included regardless of condition if they were intended for occupancy as living quarters. Therefore, no comparison should be made between the data on "vacant nonseasonal not dilapidated, for rent or sale" units from the 1950 Census and data in the 1940 Census reports.

In both censuses, dwelling units occupied entirely by non-residents were included with vacant units not for rent or sale. Trailers, tents, houseboats, and railroad cars which were vacant were excluded from the dwelling unit inventory in both 1950 and 1940.

**Condition and plumbing facilities.**—Data on condition of a dwelling unit are shown in combination with data for selected plumbing facilities and are, therefore, limited to units for which both condition and plumbing facilities are reported. Plumbing facilities include water supply, toilet facilities, and bathing facilities.

The category "with private bath" includes those dwelling units reported with both a flush toilet and a bathtub or shower inside the structure for the exclusive use of the occupants of the unit. The category "no private bath" includes those dwelling units not having private flush toilet or not having private bathing facilities. The "no running water" category includes units with only piped running water outside the structure or with only other sources such as a hand pump.

A dwelling unit is "dilapidated" when it is run-down or neglected, or is of inadequate original construction, so that it does not provide adequate shelter or protection against the elements or it endangers the safety of the occupants.

**Persons per room.**—The number of persons per room has been computed for each occupied dwelling unit by dividing the number of persons in the dwelling unit by the number of rooms in the dwelling unit. All persons enumerated in the Population Census as members of the household (including lodgers, servants, and other nonrelated persons) are counted in determining the number of persons that occupy the dwelling unit. The number of rooms in the dwelling unit includes all rooms available for living quarters throughout the year. Not counted as rooms are bath-rooms, closets, pantries, halls, screened porches, and unfinished rooms in the basement and attic.

**Color of occupants.**—Occupied dwelling units are classified by color of head of household according to the definition used in the

1950 Census of Population. The group designated as "nonwhite" consists of Negroes, Indians, Japanese, Chinese, and other non-white races. Persons who are not definitely Indian or of other nonwhite race are classified as white.

**Contract monthly rent.**—Contract monthly rent is the rent, at the time of enumeration, contracted for by the renter regardless of whether it includes furniture, heating fuel, electricity, cooking fuel, water, or personal services.

Monthly rent for vacant dwelling units is the amount asked for the dwelling unit at the time of enumeration. The average monthly rent relates to renter-occupied dwelling units and vacant nonseasonal not dilapidated units for rent. Dwelling units which are occupied "rent-free" are not included with the units reporting rent.

**Value of one-dwelling-unit structures.**—Average value is shown for owner-occupied dwelling units and vacant nonseasonal not dilapidated units which are for sale only. Value is shown only if the unit is in a one-dwelling-unit structure without business and if it is the only dwelling unit included in the property. The value represents the amount for which the owner estimates that the property, including such land as belongs with it, would sell under ordinary conditions and not at a forced sale. For vacant units, value is the sale price asked by the owner.

**Number reporting.**—Occupancy and tenure are reported for all dwelling units, and color of occupants is reported for all occupied units. The corresponding distributions for these subjects in table 1 are based on all dwelling units and on occupied units, respectively. For all other subjects, the distributions are based on the units for which the specific characteristics are reported, that is, the "Number reporting."

The number of dwelling units for which the enumerator obtained no report on a particular item is shown for the city totals only; however, the number "not reported" can easily be derived for each area in tables 2 and 3 by subtracting the number reporting from the total number of dwelling units (or total occupied).

**Block identification.**—A map or series of maps is included in this report showing block numbers for each block, number and letter designations for wards and block areas, and the names of principal streets.

Blocks are identified by serial numbers, a separate series of numbers being used for each ward or for a group of wards. Thus, the location of each block for which data are presented in table 3 may be determined by referring to the ward and block number shown on the map. Similarly, data for a specific block may be located in the table by reference to the map for the identification numbers of the ward and block.

In some cities "block areas" have been established to facilitate the numbering of blocks in groups of less than 1,000. This may cause a break in the sequence of block numbers within a ward. Where this occurs each part of the ward that is in a separate block area is distinguished on the map, and in the table the data are shown for blocks in numerical order within each block area section of the ward. When a boundary of a ward cuts through a block separating the block into segments, the statistics for each segment are tabulated in the ward in which it is physically located on the map. In such cases, to obtain the statistics for the entire block it is necessary to add the statistics for all segments.

If no dwelling units are reported for a block, the block number is not listed in table 3, although it is shown on the map. Dwelling units for which the block number was not reported are indicated in the table by the symbol "NR." Detailed data are not shown for such dwelling units, nor for blocks containing fewer than three dwelling units. Average monthly rent is not shown when the monthly rent was reported for fewer than three dwelling units. Average value is not shown when the value of one-dwelling-unit properties was reported for fewer than three dwelling units. All dwelling units are included, however, in the statistics for the city and for each ward.

Table 1.—CHARACTERISTICS OF HOUSING FOR THE CITY: 1950

Subject	Number	Percent	Subject	Number	Percent
<b>OCCUPANCY AND TENURE</b>			<b>PERSONS PER ROOM</b>		
All dwelling units.....	22,674	100.0	Occupied dwelling units.....	21,927	...
Owner occupied.....	13,372	59.0	Number reporting.....	21,619	100.0
Renter occupied.....	8,555	37.7	1.50 or less.....	20,659	95.6
Vacant nonseasonal not dilapidated, for rent or sale.....	381	1.7	1.51 or more.....	960	4.4
Other vacant and nonresident.....	366	1.6	Not reported.....	308	...
<b>CONDITION AND PLUMBING FACILITIES</b>			<b>CONTRACT MONTHLY RENT</b>		
All dwelling units.....	22,674	...	Renter-occupied, and vacant nonseasonal not dilapidated units, for rent—Number reporting.....	8,147	...
Number reporting.....	22,148	100.0	Total contract monthly rent..... dollars..	276,342	...
With private bath, not dilapidated.....	16,135	72.9	Average monthly rent..... dollars..	33.92	...
No private bath, with running water, not dilapidated.....	4,009	18.1	<b>VALUE OF ONE-DWELLING-UNIT STRUCTURES</b>		
No running water or dilapidated.....	2,004	9.0	Owner-occupied, <sup>1</sup> and vacant nonseasonal not dilapidated units, for sale only—Number reporting.....	11,464	...
Condition or plumbing facilities not reported.....	526	...	Total value or sale price..... dollars..	77,741,600	...
No private bath or dilapidated.....	6,013	27.1	Average value..... dollars..	6,781	...
<b>COLOR OF OCCUPANTS</b>					
Occupied dwelling units.....	21,927	100.0			
White.....	21,322	97.2			
Nonwhite.....	605	2.8			

<sup>1</sup>Restricted to 1-dwelling-unit properties.

Table 2.—CHARACTERISTICS OF HOUSING BY WARDS: 1950

Ward	All dwelling units by occupancy and tenure					All dwelling units by condition and plumbing facilities			Occupied dwelling units				Contract monthly rent <sup>1</sup>		Value <sup>2</sup> of one-dwelling-unit structures	
	Total	Owner occupied	Renter occupied	Vacant nonseasonal not dilap., for rent or sale	Other vacant and nonresident	Number reporting	No private bath or dilap.	No running water or dilap.	Persons per room			Number reporting	Average monthly rent (dollars)	Number reporting	Average value (dollars)	
									Total	Number reporting	1.51 or more					Occupied by non-white
TOTAL	22674	13372	8555	381	366	22148	6013	2004	21927	21619	960	605	8147	33.92	11464	6,781
1	977	800	137	19	21	958	22	9	937	926	6		125	49.28	775	12,413
2	1151	904	217	10	20	1127	25	2	1121	1096	23		200	45.24	850	11,752
3	1128	724	375	7	22	1083	104	25	1099	1084	23		354	41.19	623	11,069
4	1207	605	568	23	11	1179	175	29	1173	1164	18	13	551	40.12	492	8,858
5	771	499	242	18	12	767	178	61	741	740	23	46	236	33.93	449	6,083
6	833	612	198	5	18	826	135	26	810	808	15	5	181	31.43	568	6,413
7	595	444	136	11	4	586	167	71	580	571	30		125	29.96	398	4,945
8	570	294	249	8	19	558	178	61	543	541	29		239	32.75	235	5,214
9	722	273	426	15	8	697	229	12	699	673	40	1	405	33.52	144	5,686
10	906	132	733	27	14	880	221	48	865	848	43	5	718	37.88	64	9,162
11	1074	367	676	20	11	1059	203	33	1043	1033	37	51	668	45.27	236	9,644
12	835	539	271	11	14	830	56	31	810	790	14	8	253	42.52	491	9,558
13	902	592	274	17	19	889	331	215	866	860	64	80	255	27.51	518	4,258
14	668	255	377	19	17	652	243	35	632	621	36	170	361	32.60	189	6,258
15	699	266	401	15	17	677	293	107	667	635	50	3	392	27.32	189	5,468
16	971	523	418	19	11	943	334	113	941	938	69	91	405	25.40	448	4,253
17	623	447	162	7	7	613	357	177	609	605	50	3	147	29.02	409	3,500
18	528	366	142	7	13	519	259	143	508	503	38	5	131	24.14	318	3,838
19	763	436	310	6	11	735	163	17	746	736	28		294	32.72	349	5,336
20	632	240	362	6	24	599	193	29	602	594	22		337	31.87	152	8,371
21	742	439	281	19	3	727	180	14	720	707	22	27	277	33.14	348	5,682
22	656	400	233	15	8	634	198	79	633	611	26	48	226	28.40	368	4,867
23	996	708	261	11	16	979	326	101	969	933	44	12	234	26.31	630	4,655
24	964	649	297	6	12	932	425	229	946	936	101	29	265	22.35	526	3,516
25	901	547	320	19	15	885	327	171	867	857	50	6	309	28.09	487	4,219
26	1039	724	281	23	11	1019	216	27	1005	1001	31	2	267	30.82	661	5,592
27	821	587	208	18	6	795	335	139	795	788	42		192	27.21	547	4,282

<sup>1</sup>For renter-occupied dwelling units and vacant nonseasonal not dilapidated units, for rent.  
<sup>2</sup>For owner-occupied dwelling units and vacant nonseasonal not dilapidated units, for sale only.

# HOUSING—BLOCK STATISTICS

Table 3.—CHARACTERISTICS OF HOUSING FOR WARDS, BY BLOCKS: 1950

[Detailed statistics not shown for blocks containing fewer than 3 dwelling units, nor for dwelling units not allocated by blocks (designated by NR)]

Ward	Block	All dwelling units by occupancy and tenure					All dwelling units by condition and plumbing facilities			Occupied dwelling units			Contract monthly rent <sup>1</sup>		Value <sup>a</sup> of one-dwelling-unit structures		
		Total	Owner occupied	Renter occupied	Vacant non-seasonal not dilap., for rent or sale	Other vacant and non-resident	Number reporting	No private bath or dilap.	No running water or dilap.	Total	Persons per room		Occupied by non-white	Number reporting	Average monthly rent (dollars)	Number reporting	Average value (dollars)
											Number reporting	1.51 or more					
1	467	8	7	1		8			8	8			1		7	14428	
	468	3	2	1		3			3	3			1		2		
	469	5	3	2		5			5	5			2		3	7066	
	470	2															
	510	38	17	20		1	38	7	1	37	35	1		18	40.66	11	8290
	511	24	16	8			24	2		24	24			7	48.28	15	10266
	512	22	18	4			22			22	21			3	52.66	18	9444
	513	14	13	1			14			14	14			1		12	9808
	514	1															
	516	1															
	517	11	9	2			7			11	7			1		5	9100
	518	8					8			8	8					7	10385
	519	20	20				20			20	20					20	8745
	520	6	5	1			6			6	6			1		5	11000
	521	10	8	2			9			10	10			2		8	8662
	522	25	18	7			25			25	25			7	49.14	17	7088
	523	14	13	1			14			14	14					7	7928
	524	22	16	3		2	22		1	19	19	3		2		12	6800
	525	22	17	3		2	20		1	19	20			3		17	8382
	526	20	17	3			20			20	20			3	54.33	17	10323
	527	26	20	5		1	26			25	25			6	45.16	18	12544
	528	18	16	2		1	17			18	18			1		16	12468
	529	22	18	3		1	22			21	21			3	48.66	18	12361
	530	25	18	6		1	24			24	24			5	33.60	19	11005
	531	24	19	4		1	23		1	23	23			3	55.00	18	19533
	532	5	4	1		1	5			5	5			1		3	10166
	532	20	19	1			20			20	20			1		18	11000
	533	17	15	2			17			17	17			2		14	11878
	534	15	14	1			14			15	15			1		14	14142
	535	33	29	3		1	33			32	32	1		4	56.00	28	15742
	536																
	576	7	4	2		1	7			6	6			2		3	7900
	577	24	19	5			24		1	24	24			5	44.00	19	6273
	578	20	17	3			20			20	20			3	35.00	15	7513
	579	38	30	8			35		3	38	38			7	34.14	29	5944
	580	33	27	5		1	33		1	32	32			4	38.25	27	7659
	581	20	13	7		7	18			13	12	1				11	9963
	583	5	4	1		1	5			4	4					3	33666
	584	17	17				16			17	17					17	22970
	585	6	6				6			6	6					6	32000
	587	4	3	1		1	4			3	3					2	
	588	21	19	2			21			21	21			2		19	20184
	589	7	7				7			7	7					7	28000
	590	10	10				10		1	10	10					10	27400
	591	12	11	1			12			12	12					11	19727
	592	10	10				10			10	10					9	16611
	593	14	12	1		1	12			13	13					12	17183
	593	10	9	1			10			10	10			1		9	19877
	594	4	4				3			4	3					2	
	597	9	6	1		2	9			6	6					6	33500
598	3	2	1		1	3			2	2					2		
639	20	18	1			19			19	18			1		17	10482	
640	37	30	4		1	37		2	34	33			3	80.00	30	10270	
702	42	37	4		2	42		1	41	41			4	68.75	37	10645	
703	41	34	4		1	41			38	38			4	40.00	36	11019	
704	30	27	3			30			30	30			3	80.00	27	10270	
705	4	4				4			4	4			2		2		
706	9	8	1			9			9	9					7	14357	
707	30	21	2		7	30		2	23	23			2		28	11642	
708	22	19	3			22			22	22			3	78.33	19	12131	
710	1																
2	501	27	9	17		25		1	26	25	2		16	46.18	4	11000	
	502	20	12	8		20			20	19			8	47.50	8	21075	
	503	15	11	4		14			15	14			3	59.66	9	12777	
	504	13	5	8		12			13	12			6	39.33	4	8850	
	505	24	17	7		24			24	24			7	53.71	17	11547	
	506	23	18	5		21			23	21			4	44.00	16	12175	
	507	25	19	6		25			25	25			5	46.00	18	11861	
	508	37	33	4		37			37	37	37			4	45.00	31	10380
	509	30	28	2		27			30	27	27			1		25	9460
	532	14	8	6		13			14	13				5	43.80	7	8657
	533	12	9	3			12			12	12					3	45.33
	534	28	8	20			27		1	28	27			1	38.88	7	10642
	535	12	11	1			12			12	12			18		6	8583
	536	14	10	4			14			14	14					10	10900
	567	50	31	17		1	49		2	48	45		1	4	40.75	9	9833
	568	47	31	16		1	46		5	47	46			17	38.00	26	8538
	569	28	15	13			28			28	28			14	52.92	27	9728
	570	14	11	3			12		2	14	12			13	47.07	11	14454
	571	25	24	1			24			25	23					9	17777
	594	45	42	2			42		1	44	40			2		22	15113
	595															40	17635
	596	25	25				25			25	24					24	20187
	597	35	23	12			35		3	35	32			12	43.25	21	8466
	598	32	24	8			32			32	32			8	40.12	21	10009
	599	9	7	2			9			9	9					7	8271
599	19	14	3		1	19			17	17			4	54.75	14	8192	

<sup>1</sup>For renter-occupied dwelling units and vacant nonseasonal not dilapidated units, for rent.  
<sup>2</sup>For owner-occupied dwelling units and vacant nonseasonal not dilapidated units, for sale only.



Table 3.—CHARACTERISTICS OF HOUSING FOR WARDS, BY BLOCKS: 1950—Con.

Ward	Block	All dwelling units by occupancy and tenure					All dwelling units by condition and plumbing facilities			Occupied dwelling units			Contract monthly rent <sup>1</sup>		Value <sup>2</sup> of one-dwelling-unit structures	
		Total	Owner occupied	Renter occupied	Vacant non-seasonal not dilap., for rent or sale	Other vacant and non-resident	Number reporting	No private bath or dilap.	No running water or dilap.	Total	Persons per room		Number reporting	Average monthly rent (dollars)	Number reporting	Average value (dollars)
											Number reporting	1.51 or more				
2	600	38	26	12					38	38	1	11	4 027	24	8 233	
	601	20	17	3				20	20	1	3	4 500	17	7 117		
	602	15	12	2		1		15	14				11	7 209		
	603	2														
	604	12	8	4				12	12			4	5 250	7	16 457	
	609	7	5	2				7	7			2		5	8 300	
	620	19	18	1				19	19			1		18	7 822	
	631	23	21	2				23	23			1		21	7 690	
	632	31	28	3		2		30	29	1				28	11 910	
	641	28	28					28	28					28	9 089	
	642	8	7	1				8	8			1		7	8 571	
	643	19	16	3				16	15					13	11 615	
	644	27	26	1		3		26	27					26	10 773	
	645	30	29	1				30	29					30	11 263	
	646	9	4		1			5	4					5	14 200	
	649	4	1		1			4	4					1		
	650	4	2		1	3		4	4					2	6	
	674	6	6					6	6					6	17 000	
	675	10	9	1				10	10			1		9	15 388	
	676	6	5			1		6	5					5	18 400	
	677	7	6					7	6					6	14 916	
	684	11	11			1		11	11					11	19 272	
	685	11	11		1			11	10					11	18 363	
	686	14	12	1	1			14	13			1		13	21 269	
	687	1	10		1			11	10					11	17 681	
	693	3	3					3	5			2		3	12 333	
	694	3	3					3	3					3	13 900	
	695	3	3					3	3					3	13 000	
	696	3	3					3	3			2		1		
	697	3	1	2				3	3					2		
	699	52	46	4	2			52	50			4	48 75	47	9 234	
	700	50	44	6		3		50	50			6	50 33	44	10 693	
	701	40	35	6				40	37			2		35	10 840	
	3	480	22	14	6	1	1	22	2			2	6	3 166	12	7 608
		494	17	13	4			17	17				4	3 800	13	7 615
		495	14	11	3			14	14				23	5 256	7	8 000
		496	35	20	23			35	33			1	14	4 507	13	6 576
		497	36	17	11		1	35	35				17	4 541	11	7 836
		498	29	11	17	1		28	28			1	18	3 238	9	6 277
		499	58	33	26	1	3	55	55			1	25	4 092	23	9 130
		500	80	39	45			78	78	1	1	5	41	3 853	21	7 904
		537	27	33	27	2		26	27				26	3 469	21	9 130
		538	15	13	2			12	15				1		12	10 500
		539	37	9	28			34	1	1			28	4 285	6	11 500
		540	14	8	6			13					6	5 200	7	8 142
541		35	13	22			33	10	4			20	3 190	10	7 730	
542		17	12	5			17					5	4 820	10	8 450	
543		22	11	11			22	2	1			11	3 609	7	11 714	
544		16	8	8			15					7	4 728	7	8 251	
545		20	11	7		1	19					8	4 950	9	8 333	
546		17	8	9	1	1	16					9	4 944	7	6 288	
547		20	15	5			20					5	4 300	12	8 958	
548		22	14	8			19					7	3 328	12	9 041	
549		14	13	1			14					1		12	6 083	
550		16	33	11		2	34					11	3 863	19	10 184	
561		25	18	7			25		1			7	4 085	18	8 577	
562		18	17	1			18					1		17	9 858	
563		25	19	6			25					5	5 000	19	8 252	
564		28	16	12			27					11	43 72	16	8 437	
565		30	15	14		1	30	4				13	33 76	13	7 600	
566		21	18	3			21					3	7 35	17	7 352	
605		12	10	2			10					2		8	9 375	
606		17	14	3			15					1		13	11 384	
607		12	11			1	10							10	13 200	
609		11	8	2		1	11					2		5	19 000	
610		12	10	1			12	2	1			1		9	15 000	
611		28	21	4		3	25					3	37 33	19	10 078	
612		15	15				13	1	1					13	9 384	
613		6	6				6	1	1					6	10 300	
614		14	11	3			13	2	2			2		8	9 375	
615		20	16	4			20	2	2			4	48 25	13	10 076	
622		1														
626		14	12	2			12	1	1			2		12	9 791	
627		20	17	3			19					1		15	12 133	
653		8	5			3	8	1	1					4	20 500	
654		3	3				3							3	22 000	
655		2														
656		2														
657	2															
658	4	2	1		1	3					3					
659	2															
660	15	15				14							14	11 857		
669	7	6			1	7	2	2					6	10 416		
671	11	11				11								10	12 900	

<sup>1</sup>For renter - occupied dwelling units and vacant nonseasonal not dilapidated units, for rent.  
<sup>2</sup>For owner - occupied dwelling units and vacant nonseasonal not dilapidated units, for sale only.

HOUSING—BLOCK STATISTICS

Table 3.—CHARACTERISTICS OF HOUSING FOR WARDS, BY BLOCKS: 1950—Con.

Ward	Block	All dwelling units by occupancy and tenure					All dwelling units by condition and plumbing facilities			Occupied dwelling units			Contract monthly rent <sup>1</sup>		Value of one-dwelling-unit structures		
		Total	Owner occupied	Renter occupied	Vacant non-seasonal not dilap. for rent or sale	Other vacant and non-resident	Number reporting	Nr private bath or dilap.	No running water or dilap.	Total	Persons per room		Occupied by non-white	Number reporting	Average monthly rent (dollars)	Number reporting	Average value (dollars)
											Number reporting	1.51 or more					
3	672	9	9						9	9							
	673	6	5						5	5						9	15.433
	678	12	12			1			12	12						5	27.600
	679	3	3						3	3						11	20.363
	680	13	12		1				12	12						3	17.666
	681	11	9		2				10	10						12	12.291
	682	13	13						12	12						8	15.750
	683	13	13						12	12						13	20.938
	688	13	12		1				13	13						13	17.384
	689	7	7						7	7						12	16.083
	690	10	10						10	10						6	15.916
	691	1															
692	6	6						6	6						10	13.100	
4	487	103	22	75	5	1			103	23	3						
	488	13	7	5		1			13	5	1						
	489	34	14	19	1				34	12	1						
	490	45	16	29					42	26	15						
	491	14	7	7					14	4							
	492	78	22	54	2				78	19							
	493	135	22	103	6				131	24	4						
	551	62	25	37	1				61	7							
	552	48	13	35	3				48	7							
	553	60	30	30	2				60	16							
	554	43	11	32					43	2							
	555	65	44	21	1				65	16	4						
	556	34	12	22	1				33	12	1						
	557	9	7	2					9								
	558	26	5	21					26	9							
	559	25	22	3					31	9							
	560	19	16	3					25	2							
	616	12	9	3	1				19	18							
	617	5	5						10	5							
	618	21	16	5					21	5							
	619	4	4						4	4							
	620	22	17	5					22	4							
	621	11	8	3					11	4							
	622	14	13	1					14	11							
	623	21	17	4					21	14							
	624	18	14	4					18	1							
	625	13	13						13	18							
	661	29	25	2					27	13							
	662	28	25	3		2			28	13							
	663	32	21	11					28	27							
	664	20	17	3					20	28							
	665	34	23	11					32	32							
666	52	41	10					51	28								
667	9	8	1		4			9	4								
668	3	3						3	4								
669	8	8						8	3								
670	33	27	6					33	9								
5	495	31	19	11	1				31	10							
	496	19	14	5				19	16								
	497	41	17	24				41	12								
	498	47	18	29				46	16	3							
	499	30	19	8				30	9	8							
	500	45	18	24	2			45	20								
	501	30	14	15	1			30	8	4							
	502	40	20	19	1			40	8	1							
	503	35	22	11				34	10	11							
	504	54	38	16		2		54	13	10							
	505	49	37	12				49	13	2							
	522	30	15	13				30	7								
	523	32	24	6		2		30	1								
	524	42	30	10		1		42	7	2							
	525	33	20	10		2		33	12	10							
	526	39	32	6		1		39	5	5							
	533	11	9	1				11	5	1							
	534	17	9	7				17	5	1							
	537	1						1									
	538	4	4					4									
	539	2						2									
	546	1						1									
	547	35	27	6				35									
	548	52	45	6		2		52									
	549	23	20	2				23									
	550	5	4	1				5									
	551	3	3					3									
	552	10	9	1				10									
553	9	8					9										
559	1						1										
6	485	10	5	4		1		10	4	3							

<sup>1</sup>For renter - occupied dwelling units and vacant nonseasonal not dilapidated units, for rent.  
<sup>2</sup>For owner - occupied dwelling units and vacant nonseasonal not dilapidated units, for sale only.

3.400

Table 3.—CHARACTERISTICS OF HOUSING FOR WARDS, BY BLOCKS: 1950—Con.

Ward	Block	All dwelling units by occupancy and tenure					All dwelling units by condition and plumbing facilities			Occupied dwelling units			Contract monthly rent <sup>1</sup>		Value <sup>2</sup> of one-dwelling-unit structures			
		Total	Owner occupied	Renter occupied	Vacant non-seasonal not dilap., for rent or sale	Other vacant and non-resident	Number reporting	No private bath or dilap.	No running water or dilap.	Total	Persons per room		Occupied by non-white	Number reporting	Average monthly rent (dollars)	Number reporting	Average value (dollars)	
											Number reporting	1.51 or more						
6	486	13	10	3					13	13		1	3	203.3	9	3,966		
	487	21	17	4				21	21				4	300.0	15	4,866		
	488	34	21	13				34	34		1		12	247.5	17	5,105		
	489	15	10	4				15	14					232.5	10	4,950		
	490	22	13	7		2		22	20		1		4	330.0	11	5,454		
	491	36	20	16				36	36				16	293.1	14	6,092		
	492	20	17	3				20	20				3	373.3	15	4,300		
	493	15	11	4				15	15				4	330.0	11	4,863		
	494	24	11	13				24	24				13	395.3	7	6,571		
	506	35	20	14		1		35	34				13	352.3	17	6,235		
	507	29	16	12				29	28				11	362.7	12	5,583		
	508	27	18	7		2		27	25				7	250.0	17	5,817		
	509	13	7	6				13	13				6	200.0	7	7,142		
	510	20	16	4				20	20		1		4	232.5	15	6,000		
	511	18	12	5	1			18	17				5	256.0	11	6,345		
	512	22	20	2				22	22		1		2	256.0	19	4,163		
	513	29	21	6	1	1		27	27		1	2	6	258.3	22	4,231		
	514	3	3					3	3						3	2,266		
	515	14	13	1				14	14		1		1	258.3	13	3,469		
	516	27	15	11		1		27	26		4	1	7	264.2	14	3,478		
	517	17	14	2		1		17	16				2		13	5,853		
	518	6	5	1				6	6						5	7,700		
	519	18	12	6				18	17				5	478.0	12	6,858		
	520	16	14	2				16	16				2		14	7,250		
	521	23	14	8		1		23	22				6	221.6	13	6,269		
	522	29	25	4				29	29			1	4	300.0	24	7,575		
	523	36	31	4				36	35				3	250.0	32	7,146		
	524	55	55		2			62	61				5	494.0	53	7,096		
	525	30	43	12				55	55				9	444.4	41	5,890		
	531	2																
	532	16	9	5		2		16	13	7			4	227.5	9	2,833		
	539	5	5					5	5						4	2,500		
	540	17	12	5				17	17	4			4	275.0	9	3,277		
	541	4	4					4	4						4	7,700		
	542	8	6	1				8	7				1		6	8,666		
	543	3	3					3	3						3	8,000		
	544	22	20	2				21	20	1					19	12,226		
	545	42	38	3		1		41	41		1		3	473.3	38	9,144		
	547	1																
	558	2																
	7	378	1															
		379	10	5	5			10	8	5				5	148.0	5	2,100	
		380	14	6	8			14	12	6				3	216.6	1		
		381	12	6	6	1		12	12	6				3	198.0	6	1,783	
		382	13	5	8			13	11	7				3	143.3	5	4,960	
		383	13	1	12			13	12	1						13	3,676	
		384	6	2	4			6	6	3		1				4	4,125	
		385	4	1	3			4	4	4				1		1		
		386	7	6	1			7	7	1						6	4,633	
		387																
		388	7	3	2		1		7	5	4			2		4	2,625	
		389	8	7	1		1		8	8	1			1		6	3,833	
		390	15	12	3				15	15				2		11	4,472	
		391	14	11	3		1		14	13	4			1	283.3	10	4,100	
		392	11	11					11	11						1		
393		14	4	10		1		14	12	2			1		4	3,975		
394		18	13	3		2		18	15	4			1	328.0	13	4,600		
395		23	18	5		1		22	16	10			5	283.3	14	2,600		
396		10	8	2				10	9	1			3		6	2,466		
397		22	15	7				22	10	5			2		7	4,246		
429		6	4	2				6	6				2		3	4,666		
430		35	22	11		1		35	33	7			11	309.0	17	6,235		
431		39	35	4				39	38	1			3	303.3	28	4,528		
432		31	22	9				30	31	1			9	327.7	21	6,504		
433		15	12	3				15	14	1					12	4,625		
434		14	10	4		1		14	13	1			3	283.3	11	6,009		
435		14	10	4				14	13	1					1			
436		15	12	3		1		15	14	1			2		9	5,544		
437		19	12	7				19	19		2		3	286.6	9	5,544		
438		15	7	8		1		11	11	2			1	510.0	4	4,050		
439		8	6	2				8	8				5	364.0	6	4,333		
440		9	6	3				9	9				1		4	5,250		
441		7	6	1				7	7				3	36.0	6	6,333		
442		1						1	1				1		5	3,200		
443		20	13	7				20	20	1			6	32.0	12	6,066		
444		12	10	2				12	12				2		9	7,055		
445		27	24	3				27	27				6	32.0	24	5,545		
446		28	25	3				28	27	1			2	266.6	24	6,721		
447		34	26	8		1		34	33	1			3	32.0	23	6,048		
448		12	9	3				12	12				2		8	5,687		
449	7	7					7	7						7	4,142			
450	23	22	1				23	23				1		22	4,718			
451	7	7					7	7						6	6,500			

<sup>1</sup>For renter-occupied dwelling units and vacant nonseasonal not dilapidated units, for rent.  
<sup>2</sup>For owner-occupied dwelling units and vacant nonseasonal not dilapidated units, for sale only.

HOUSING—BLOCK STATISTICS

Table 3.—CHARACTERISTICS OF HOUSING FOR WARDS, BY BLOCKS: 1950—Con.

Ward	Block	All dwelling units by occupancy and tenure					All dwelling units by condition and plumbing facilities			Occupied dwelling units			Contract monthly rent <sup>1</sup>		Value <sup>2</sup> of one-dwelling-unit structures	
		Total	Owner occupied	Renter occupied	Vacant non-seasonal not dilap., for rent or sale	Other vacant and non-resident	Number reporting	No private bath or dilap.	No running water or dilap.	Total	Persons per room		Number reporting	Average monthly rent (dollars)	Number reporting	Average value (dollars)
											Number reporting	1.51 or more				
7	452	14	12	2		14	5	5	14	14	4			12	3,766	
8	374	4		3		1	4	4	3	3	2		7.33			
	375	3		3			3	3	3	3			9.66			
	376	3	1	2			3	3	3	3				8	2,637	
	377	10	8	2		10	6	1	10	10						
	377	1														
	397	1														
	398	7	2	5		7	1		7	7	2		16.00	2	2,833	
	400	7	3	4		7	7	5	7	7	4		12.25	3	1,700	
	419	24	12	12		23	21	8	24	24	4		2,127	5	8,025	
	420	54	20	29	2	49	24	5	49	48	5		3,244	12	5,818	
	421	28	15	12	1	28	12	6	27	27	1		3,190	11		
	422	1														
	423	1														
	424	8	5	2		1	8	6	4	7	2			4	3,050	
	425	2														
	427	2														
	454	32	22	8	1	1	30	6	6	30	29	1		8	3,500	
	455	26	24	2			25	4	3	26	26	1				
	455	39	17	21		1	39	1	1	38	38					
	456	43	25	17	1		43	3		42	42	2				
457	33	11	21	1		33	6		32	32						
458																
459	28	12	11		5	28	8	3	23	23	3		9	3,166		
460	53	20	29	1	3	53	19	3	49	49	1		9	3,640		
477	51	26	25			50	12		51	51						
478	15	7	8			15	2	1	15	15	1					
479	17	10	7			16	5	1	17	17	1					
480	7	5	1		1	7	1		6	6						
481	11	9	2			11	3		11	11						
482	33	18	12	1	2	33	11	2	30	30	2					
483	16	12	3		1	16	5	2	15	15						
484	10	5	5			9	2	1	10	10						
485	1															
9	413	5		5		5	3		5	5			5	2,720		
	414	26		18	2	25	10	1	24	21	2		19	3,484		
	415	12	3	8	1	12	6		11	9			6	3,766		
	416	14	4	10		14	4		14	13			9	2,644		
	417	46	23	19	3	43	8		42	35			15	3,373		
	418	71	25	45	1	64	48	4	70	63	1		41	2,143		
	461	79	34	43	1	78	28		77	77			38	3,739		
	462	76	36	37	2	75	35		73	73			39	3,658		
	463	97	31	64	2	96	34		94	94			62	4,011		
	464	91	28	60	1	88	42		88	86			60	3,216		
	472	74	26	44	2	70	28		70	69	1		42	3,585		
	473	39	14	24		2	38	17		38	38			24	3,387	
	474	40	11	29		1	40	19	3	40	40			27	3,029	
	475	25	16	9			25	9		25	25			9	2,644	
476	27	16	11			24	8		27	25	1		9	3,211		
10	PART IN BLOCK AREA A															
	349	7		7		7	7	6	7	7	6		7	30.85		
	350	2							3	3	1		3	41.66		
	351	3		3		3	1	1	3	3						
	353	1														
	358	5		5		4	3	1	5	4	1					
	367	1								57			53	42.83		
	432	57	2	55		54			57	57						
	433	2														
	434	15		12	2	1	15	14		12	11	3	13	38.30		
	435	6		6			5	4		6	5		5	45.00		
	436	2														
	437	1														
	438	2														
	439	68	1	60	7	67	9	3	61	61	1		67	36.01	1	
	440	15	2	13		14	1		15	15			13	31.38	2	
	442	4		4		4	2		4	4			4	20.75		
	443	28	1	27		28	11		28	28	1		26	44.57		
	444	23	10	13		21	5	2	23	21	1		13	35.84	5	
	445	7		4		5	4		4	4			3	29.66		
446	36	5	31		36	1		36	36			29	43.20	2		
447	20		20		20	8	2	20	20	2		19	35.68			
448	58	1	54	3	57	35		55	55	1		51	45.35			
449	109	16	89	4	109	12	2	104	104	6		91	37.48	5		
483	51	13	33	4	50	15	2	46	46	1		36	40.88	10		
484	67	9	52	2	65	36	1	61	61	1		48	30.06	5		
485	56	10	43	3	56	15	1	53	53	1		46	30.86	6		
486	64	14	48	1	63	8		62	62	1		48	41.70	4		
10	PART IN BLOCK AREA B															
	405	2														
	410	2				1	6	6	4	5	5	1		2		
411	6		5													

<sup>1</sup>For renter - occupied dwelling units and vacant nonseasonal not dilapidated units, for rent.  
<sup>2</sup>For owner - occupied dwelling units and vacant nonseasonal not dilapidated units, for sale only.

Table 3.—CHARACTERISTICS OF HOUSING FOR WARDS, BY BLOCKS: 1950—Con.

Ward	Block	All dwelling units by occupancy and tenure					All dwelling units by condition and plumbing facilities			Occupied dwelling units			Contract monthly rent <sup>1</sup>		Value <sup>2</sup> of one-dwelling-unit structures		
		Total	Owner occupied	Renter occupied	Vacant non-seasonal not dilap., for rent or sale	Other vacant and non-resident	Number reporting	No private bath or dilap.	No running water or dilap.	Total	Persons per room		Number reporting	Average monthly rent (dollars)	Number reporting	Average value (dollars)	
											Number reporting	1.51 or more					Occupied by non-white
10	412	7		6		1			6	6	1		4	365.0			
	465	60	21	36	1	2			57	4	1		35	388.0	12	75.00	
	466	4		4					4	1			4	340.0			
	468	31	2	29					31	7		4	28	350.3	1		
	469	45	7	38					44	16		8	38	368.4	3	19.000	
	470	17	7	10					16	1			9	393.3	3	6.000	
	471	22	6	16					21	4			16	330.6	4	9.750	
11	376	4	4					4	2	1		4	3			4	2.650
	377	2															
	378	1															
	379	8		4				8	8	5		8	8	2		4	2.675
	380	89	12	75	2			88	22	87	87	14	73	441.5	4	25.750	
	381	29	13	14	1	1		29	13	27	25	4	15	442.6	10	4.850	
	382	1															
	383	4	1	3				4	2	1	1		3	200.0	1		
	384	17	4	12		1		16	10	16	16	1	11	309.0	3	12.000	
	385	37	5	30		2		37	18	35	35	3	29	386.5	3	13.333	
	386	25	8	16	1			25	17	24	24	1	12	249.3	6	1.133	
	387	11	4	7				11	3	11	11		7	352.8	3	3.366	
	388	17	8	9				15	3	17	15		9	317.7	4	6.000	
	389	18	3	14	1			17	6	17	17		14	288.5	2		
	429	23	11	12				23	1	23	23		11	548.1	10	11.300	
	430	17	9	7	1			17	3	16	16		7	490.0	2	7.750	
	431	79	34	45				79	25	79	79	4	44	405.4	18	10.055	
	450	136	38	95	1	2		129	10	133	130	4	93	471.9	18	12.153	
	451	119	35	83	1			119	18	118	117	4	82	482.8	13	12.153	
	452	152	43	99	8	2		152	15	142	142	1	102	478.1	20	10.625	
	453	106	41	64		1		104	11	105	104		64	591.2	27	10.759	
	454	30	5	23	2			30		28	28		23	369.1	5	11.200	
	477	9	6	3				9	1	9	9		3	366.6	6	14.333	
	478	25	17	8				25	2	25	25		16	432.2	13	10.576	
	479	39	23	16				39		39	39		16	605.6	19	10.657	
	480	15	10	5				15		15	15		4	452.5	7	9.157	
	481	32	15	16	1			31	3	31	31		15	331.3	11	8.009	
482	29	10	16	1	2		29	8	26	26		17	443.5	7	10.428		
12	390	8	2	6			8	7	8	8		6	146.6	1			
	391	23	4	19			23	12	23	23	1	17	228.8	4	2.875		
	392	16	9	6	1		15	2	15	14	1	7	434.2	6	7.333		
	393	7	4	3			7	1	7	7		4		4	3.625		
	396	5	5				4		5	4				4	5.375		
	397	1															
	398	24	14	10				24	1	24	24		8	387.5	14	4.928	
	399	23	13	9		1		23	1	22	22		8	296.2	12	4.375	
	400	15	8	6		1		15	4	14	14	1	5	252.0	7	3.142	
	401	2															
	402	5	3	2				5		5	4		2		3	4.333	
	403	2													9	4.100	
	404	12	9	2		1		12	1	11	9		2		7	7.928	
	405	10	7	2		1		10		5	5				4	7.250	
	406	5	5					5		5	5				4	7.250	
	407	29	21	6	1	1		29	1	27	24		6	498.3	18	8.138	
	408	24	20	2		2		24		22	21		1		17	7.247	
	409	20	16	4				20	4	20	20		4	395.0	16	4.262	
	410	4	1	3				4	2	4	4		3	166.6	1		
	411	11	8	2		1		10	3	10	10		2		6	10.333	
	412	20	14	6				20		20	20		6	378.3	13	7.961	
	415	2								8	6		1		7	12.000	
	419	8	7	1				8		17	15		5	578.0	12	11.375	
	420	17	12	5		2		17	4	41	40	1	9	323.3	35	7.560	
	421	45	33	8	2	2		45		12	12		4	210.0	8	6.500	
	422	12	8	4				12		12	10		2		6	1.133	
	423	11	8	2		1		11	1	10	3		1				
	424	3	1	2				3		3	3		2		8	4.350	
	426	10	7	2		1		10		9	9		4	205.0	3	23.933	
	427	9	4	5				9	2	9	9	1	1				
	428	17	13	4				17	2	17	17		4	70.00	11	11.954	
	455	27	13	14				27		27	26		12	42.66	10	8.440	
	456	52	31	20	1			52	7	51	51		19	49.89	21	11.047	
	457	79	22	57				79	1	79	79		55	54.89	18	19.844	
	458	7	4	3				7		7	7		3	41.00	3	12.833	
	459	10	9			1		10		9	9				8	10.625	
	460	2								9	8		1		7	10.071	
	461	9	8	1				9		59	57		6	488.3	49	11.020	
	462	60	52	7		1		60		24	24		2		21	14.957	
	463	25	22	2		1		25									
	464	13	12			1		13		12	11				13	15.846	
466	1								8	8		1		9	8.455		
467	9	8			1		9		22	22			55.00	18	7.666		
468	22	18	4				22		15	15		1		14	6.535		
469	15	14	1				15										
471	1								12	12		2		10	10.900		
472	12	10	2				12		25	25		5	52.60	18	12.555		
473	25	19	6				25										

<sup>1</sup>For renter - occupied dwelling units and vacant nonseasonal not dilapidated units, for rent.  
<sup>2</sup>For owner - occupied dwelling units and vacant nonseasonal not dilapidated units, for sale only.

HOUSING—BLOCK STATISTICS

Table 3.—CHARACTERISTICS OF HOUSING FOR WARDS, BY BLOCKS: 1950—Con.

Ward	Block	All dwelling units by occupancy and tenure					All dwelling units by condition and plumbing facilities			Occupied dwelling units				Contract monthly rent <sup>1</sup>		Value <sup>2</sup> of one-dwelling-unit structures	
		Total	Owner occupied	Renter occupied	Vacant non-seasonal not dilap., for rent or sale	Other vacant and non-resident	Number reporting	No private bath or dilap.	No running water or dilap.	Total	Persons per room		Occupied by non-white	Number reporting	Average monthly rent (dollars)	Number reporting	Average value (dollars)
											Number reporting	1.51 or more					
12	474	31	12	19		31			31	31			18	35.88	10	12300	
	475	23	16	7		23			23	23	1		6	56.50	15	10433	
	476	12	7	3	2	12			10	10			2		8	11875	
13	240	10	6	4		10	1	1	10	10	1		4	26.50	6	5116	
	241	22	16	6		22	1	1	22	22			6	38.00	13	4576	
	242	14	11	3		13	6	6	14	14		3	2		10	3300	
	243	14	7	4	1	14	9	1	11	11	1	10	3	19.00	7	3357	
	244	5	3	1		5	5	5	4	4		1	1		3	2433	
	245	10	7	3		10	9	5	10	10	2	8	1		7	1728	
	246	15	9	6		14	9	5	15	14	1	11	6	14.16	8	4337	
	261	14	10	4		14	7	6	14	14	1	12	3	17.66	8	3375	
	263	10	8	2		10	9	9	10	10	5	5	2		8	1225	
	264	15	13	2		15	15	12	15	15	5	4	1		12	966	
	265	9	6	3		9	8	7	9	9	1	7	2		6	2116	
	266	28	12	14		28	19	18	26	26	6	5	14	14.07	12	3758	
	267	28	19	9		28	9	9	28	28	9	9	9	27.88	15	5266	
	268	13	8	5	1	13	6	4	12	12	1	1	3	23.00	7	5428	
	269	18	10	5	1	17	6	4	15	15	1	1	5	33.40	10	4330	
	270	12	10	2		12	6	2	12	12	2	2	2		10	4900	
	271	16	14	2		16	1	1	16	16	2	2	2		14	4892	
	272	18	15	3		17	5	5	17	16	1	1	1		12	4041	
	273	9	6	3		9	6	1	9	9	1	1	2		3	3166	
	274	20	18	2		19	11	2	20	20	4	4	2		4	5425	
	275	20	15	3		19	2	1	18	18			3	37.33	13	6069	
	276	23	18	5		23	4	1	23	23	2	2	5	30.00	17	5358	
	277	14	12	2		14	2	2	14	14	1	1	2		12	3816	
	278	10	10			9	3	2	10	9			1		9	4300	
	279	19	14	5		17	3	1	19	18			3	40.66	12	6008	
	280	6	4	1		6	1		5	5			1		3	6000	
	281	8	6	2		8	1		6	6			1		6	6833	
	282	7	5	2		7	1		7	7	1	1	2		5	5000	
	283	23	14	4	5	23	7	5	18	18	1	1	3	30.66	13	5307	
	284	11	7	4		11	1	1	11	11	1	1	3	40.00	7	5071	
	285	19	14	5		19	4	4	19	19			5	39.60	9	4055	
	286	24	15	9		24	5	4	24	24	3	3	8	37.50	14	4250	
	287	20	11	3		20	3	2	20	20	1	1	8	35.00	9	4322	
	288	20	15	3	1	19	3	2	18	17	1	1	3	38.00	14	4250	
	289	27	19	7	1	27	3	3	26	26	7	7	7	36.85	17	4835	
	290	18	7	11		18	8	3	18	18	2	3	11	30.45	4	4625	
	291	16	10	6		16	4	1	16	16	1	1	5	28.60	9	3633	
	292	14	7	7	1	14	6	2	13	13	1	2	7	33.28	6	5000	
	293	18	8	9		18	6	3	17	17	1	1	9	37.33	8	3312	
	294	20	13	6		20	7	1	19	19	1	4	6	24.00	11	4790	
	295	9	3	4		9	6	6	7	7	2		4	8.25	2		
	316	12	8	5		12	8	1	12	12	4		4	29.75	7	3900	
	317	17	12	5		17	15	6	17	17	1	1	5	16.80	12	2766	
	318	11	9	2		10	8	5	11	10			1		8	2987	
	319	14	7	7		14	5	2	14	14	1	1	7	29.28	5	3700	
	320	31	25	6		31	11	4	31	31	2	2	6	33.83	23	5286	
	321	20	11	9		20	4	4	20	20			9	23.77	9	5866	
322	17	11	6		17	10	9	16	16	1	1	5	19.60	10	3510		
323	18	14	4		17	11	9	18	18	1	2	3	28.33	12	2875		
324	7	2	5		7	6	5	7	7	2	2	5	11.20	1			
325	27	24	2	1	27	2	2	26	26	2	2	2		24	4945		
326	30	10	19		30	2	2	29	29	1		18	30.27	9	4188		
327	7	4	1		7	2	2	5	5			2		3	6000		
328	2																
329	2																
332	8	7	1		8	1		7	7			7	29.57				
333	14	8	6		13	12	11	14	14			6	13.33	8	2562		
336	5	2	2	1	5	2	2	4	4			2		2			
337	14	8	6		14	13	10	14	14	4		4	10.50	8	1925		
14	247	14	12	2		14	3		14	14	1	7	2		11	5000	
	248	23	13	10		23	3		23	23			10	45.60	8	8375	
	249	24	14	10		22	3	1	24	23		5	8	32.25	11	6854	
	250	31	15	15	1	31	10		30	29	1	15	15	41.80	11	9954	
	251	21	14	7		21	7		21	21			6	39.16	13	6269	
	252	11	4	7		11	11		11	11			6	37.66	4	4925	
	256	21	11	6	4	21	7	7	17	17			7	44.71	8	8187	
	257	51	30	19	2	51	6	6	49	49			19	42.84	20	8900	
	258	43	17	24	1	39	9	2	41	40			23	43.08	11	12227	
	259	7	5	2		7	7		7	7			2		3	8166	
	260	36	23	13		35	10		36	36		21	11	18.54	19	4305	
	300	15	9	6		15	8	2	15	15	1	13	5	36.40	7	1871	
	301	1															
	302	13		11		11	3		11	11			7	28.27			
	303	3		3		3	1		3	3			1				
	304	29	10	17		29	2	2	27	27			15	40.00	9	6744	
	305	65	13	52		63	5	1	63	63	8	1	48	28.79	9	6944	
306	7	2	5		7	7		7	7			4	24.50	2			
311	36	9	23	3	36	27	3	32	29			26	31.46	3	4500		
312	15	4	6	1	15	4		10	10			5	28.40	5	4720		
313	15	4	8	3	15	8	3	12	12	2	12	11	20.54	3	5166		

<sup>1</sup>For renter-occupied dwelling units and vacant nonseasonal not dilapidated units, for rent.  
<sup>2</sup>For owner-occupied dwelling units and vacant nonseasonal not dilapidated units, for sale only.

Table 3.—CHARACTERISTICS OF HOUSING FOR WARDS, BY BLOCKS: 1950—Con.

Ward	Block	All dwelling units by occupancy and tenure					All dwelling units by condition and plumbing facilities			Occupied dwelling units			Contract monthly rent <sup>1</sup>		Value <sup>2</sup> of one-dwelling-unit structures	
		Total	Owner occupied	Renter occupied	Vacant non-seasonal not dilap., for rent or sale	Other vacant and non-resident	Number reporting	No private bath or dilap.	No running water or dilap.	Total	Persons per room		Number reporting	Average monthly rent (dollars)	Number reporting	Average value (dollars)
											Number reporting	1.51 or more				
14	314	8	5	3					8	8		3	20.00	5	2,480	
	315	18	12	6				17	18	1	18	5	17.80	11	2,781	
	338	8	4	4				7	8	2	6	3	12.66	4	3,075	
	339	35	6	26	1	2		33	32	6	30	26	52.26	4	2,225	
	340	21	2	17				21	19	2	18	17	15.11	2		
	341	6		3				6	3		2	3	16.66			
	342	39	8	30	1	3		38	37	1	10	29	29.06	4	2,975	
	343	45	9	34	2			44	41	5	6	31	26.61	2		
	344	7		7				6	7	2		7	22.85			
	15	PART IN BLOCK AREA A														
254		27	9	16	1	1	24	6	2	25	25	1	16	31.06	8	5,937
255		17	6	11			16	2	6	17	17	9	29.88	5	7,000	
256		11	2	9			11	6	6	11	11	8	38.25			
308		12	6	4	1	1	9	1	1	10	9	1	2	4	4,125	
309		21	4	16			21	8	1	20	20	3	15	32.46	3	3,666
310		25	3	22			25	13		25	25	3	21	20.95	1	
346		5	2	2			4	2		4	4	2	2	1		
347		2														
348		4		3			3	3	2	3	3	1	3	18.66		
15	PART IN BLOCK AREA B															
	290	22	10	12			22	8		22	22	2	12	29.25	7	5,571
	291	13	7	6			13	1	1	13	13	1	8	22.80	6	4,083
	292	14	6	8			14			14	14		8	34.00	5	7,400
	293	14	7	7			13	3		14	13		6	30.83	6	5,916
	294	13	13				13			13	13			58.61	13	5,861
	296	24	12	12			24	7		24	23		12	30.00	10	6,770
	297	15	8	6		1	15			14	14		5	36.00	7	6,428
	298	20	15	4	1		20			19	19		4	38.25	13	4,553
	299	7	5	2			7			7	7		2	60.00	3	6,000
	300	5	4	1			5	1		5	5		1	60.00	3	6,000
	301	12	6	6			12	4	2	12	12	2	6	35.83	3	5,666
	302	35	23	9	2	1	31	9		32	31		8	33.25	13	5,230
	303	42	17	23	1	1	40	25	12	40	40	3	22	21.00	15	5,340
	304	31	11	19	1		30	17	2	30	30	2	19	30.47	6	5,583
	305	22	7	15			21	8	1	22	21		15	28.26	5	6,400
	306	26	12	14			25	5		26	26		13	32.00	8	5,687
	307	24	9	13	2		24	9	4	22	22	2	15	28.73	6	6,833
	363	12	4	8			12	6	3	12	12	1	8	24.87	2	
	364	16	3	11			16	11	8	14	14	1	11	21.72	2	
	365	53	16	32	1	4	52	32	10	48	46	5	30	25.96	9	4,500
	366	45	14	27	2	2	45	24	13	41	41	4	29	27.17	9	5,277
	367	4	4				4			4	4				4	5,625
	368	68	16	49	2	1	66	48	18	65	61	8	50	24.78	11	4,245
	369	38	4	33	1		38	34	29	37	36	11	34	23.91	1	
	16	269	7	6	1			7	2	7	7		1		6	2,483
		270	8	5	3			8	8	5	8	1	3	16.00	5	2,700
		271	14	11	3			13	3	1	14	14	1	2	10	3,810
		272	10	8	2			10	2	2	10	10	2	8	8	3,675
		273	1													
274		6	2	4			6			6	6		3	50.00	2	4,400
275		13	5	8			13	6		13	13	1	8	29.75	5	
276		2														
277		8	4	4			8			8	8	1	3	26.66	4	6,750
278		5	4	1			5			5	5		1	3	6,500	
279		18	9	9			18	4		18	18	2	8	32.87	7	5,385
280		21	15	5		1	21	3		20	20	1	4	24.00	14	4,928
281		16	8	7	1		16	9	1	15	15	2	8	29.00	5	6,120
282		28	19	9			28	10		28	27		7	27.00	13	5,276
283		29	15	11	1	2	29	7	3	26	26	2	11	20.54	13	5,692
284		18	14	3	1		18	4	1	17	17		4	33.00	13	5,807
285		6	3	3			6	1	1	6	6		2	63.33	3	6,333
286		21	13	7		1	21	7		20	20		7	31.28	13	5,346
287		36	21	13	1	1	36	6		34	34		13	38.46	14	6,464
288		39	24	15			39	7		39	39	1	14	27.71	21	5,280
289		47	22	22	1	2	45	16	2	44	44	2	21	26.52	19	4,789
308		28	13	15			28	12		28	28		13	35.38	9	4,333
309		27	18	9			26	3		27	26	1	9	43.11	14	5,821
310		36	20	16			34	14		36	36	2	15	25.33	13	4,884
311		22	10	11			21	8		21	21		10	29.40	10	3,470
312		36	22	12	1	2	33	9		31	34	1	13	28.61	17	4,176
313		20	6	13	1		19	16		19	19	3	14	14.64	5	2,080
314		20	6	14			20	14	10	20	20	2	13	12.92	5	1,780
315		16	6	8	2		16	7	4	14	14		8	24.12	5	2,540
316		29	9	20			28	24	16	29	29	7	20	14.70	7	1,885
317	41	29	10	2		41	7	2	39	39		11	31.54	27	5,207	
318	30	21	7	1	1	30	2	1	28	28	1	8	29.37	17	4,782	
347	2															
348	11	5	6			11	1		11	11		5	31.66	5	4,660	
349	24	17	5	1	1	24	1	1	22	22		6	28.40	18	4,894	
351	47	30	15	1		45	33	25	45	45	7	14	12.78	29	2,713	
352	11	4	6			11	6		10	10		6	16.83	3	3,100	
353	8	4	4			8	7	4	8	8	2	5	14.25	4	2,450	

<sup>1</sup>For renter - occupied dwelling units and vacant nonseasonal not dilapidated units, for rent.  
<sup>2</sup>For owner - occupied dwelling units and vacant nonseasonal not dilapidated units, for sale only.

HOUSING—BLOCK STATISTICS

Table 3.—CHARACTERISTICS OF HOUSING FOR WARDS, BY BLOCKS: 1950—Con.

Ward	Block	All dwelling units by occupancy and tenure					All dwelling units by condition and plumbing facilities			Occupied dwelling units			Contract monthly rent <sup>1</sup>		Value <sup>2</sup> of one-dwelling-unit structures		
		Total	Owner occupied	Renter occupied	Vacant non-seasonal not dilap., for rent or sale	Other vacant and non-resident	Number reporting	No private bath or dilap.	No running water or dilap.	Total	Persons per room		Number reporting	Average monthly rent (dollars)	Number reporting	Average value (dollars)	
											Number reporting	1.51 or more					Occupied by non-white
16	354	9	3	6					9	9	2	5	6	13.83	3	2,266	
	355	11	7	3	1				10	10	1	4	3	11.66	7	1,157	
	356	30	16	14					30	29	1		13	24.07	15	2,440	
	357	22	12	10					22	22			8	30.50	12	3,958	
	358	31	14	17					31	31			17	32.94	9	3,722	
	359	29	14	14					28	28	3		13	25.30	11	3,772	
	360	19	8	10	1				17	18	3	2	11	24.54	7	2,142	
	361	56	20	36					55	36	7		36	20.75	17	2,117	
	362	3		3					2	2	2		3	10.33			
	17	245	2							2							
		246	26	15	6					26	26	10		5	16.40	15	2,886
		247	19	15	3		1			18	18		2	2		13	2,561
		248	16	13	2		1			15	15	11		1		13	1,823
		249	17	14	3					17	15	2	1	3	23.3	12	2,600
250		7	4	3					7	5	2		2		4	2,650	
251		9	8	1					8	5	2		1		8	3,500	
252		7	6	1					7	3	1		1		5	3,900	
253		7	6	1					7	3	3		2		5	3,400	
254		6	5	1					6	3	1		1		5	4,040	
255		4	3	1					4	3			1		3	4,433	
256		7	5	2					7	5	4		2		7	2,220	
257		9	5	3		1			9	8	5		3	9.66	6	3,166	
258		3	3						3	1	3				2		
259		7	6	1					7	3	1		1		6	3,466	
260		3	3						3	2	2				2		
261		7	4	3					7	6	2		3	31.00	3	3,066	
262		3	3						3	1	3				3	5,833	
263		10	4	10					10	1	1		10	47.00	3		
264		5	4	1					5	2	1		1		3	5,500	
265		5	4	1					5	2			1		3	7,200	
266		8	6	2					8	1	8		2		5	4,400	
267		3	1	2					3	1	1		2		1		
268		8	4	4					8	7	4		4	30.00	3	2,333	
319		41	24	17					39	6	1		17	33.35	20	5,055	
320		16	12	4					16	3	3		4	23.75	12	3,966	
321		3	2	1					3	1	3		1		2		
322		17	12	5					17	6	2		3	38.33	12	4,066	
323		5	3	2					5	3			2		3	3,933	
324		6	5	1					6	3	2		1		5	2,460	
325		27	23	4					27	15	4		3	30.00	22	3,818	
326		4	4						4	4	2		4		4	2,125	
327		11	9	2					11	8	6		2		8	2,900	
328		14	7	7					14	12	10		7	34.71	7	2,471	
329		7	2	1		1		3	7	4	2		1		3	4,666	
330		13	11	2					12	7	3		2		11	3,109	
331		11	10	1					11	10	4		1		10	3,000	
332		9	3	6					9	6	2		1		3	2,266	
333		2															
334		9	6	3					9	9	7		3	20.00	6	2,383	
335		4	3						4	2	1		3		3	4,166	
336		1															
337	1																
338	4	2			1		1	4	2	1		2		3	4,266		
339	2																
340	14	11	2					14	14	10		1		12	2,925		
341	19	13	4		2			19	18	13		4	26.25	11	2,200		
342	21	16	4		1			21	15	3		3	30.33	15	3,820		
343	31	24	7					30	19	10		7	19.85	22	3,768		
344	93	68	25					91	45	16		21	23.52	58	3,603		
345	10	7	3					10	2			3	29.33	7	5,185		
346	30	23	7					28	5	1		5	46.20	19	4,115		
18	152	44	25	19				43	22	15		18	23.00	23	3,017		
	153	1															
	172	16	14	2				16	1	1		2		14	4,428		
	173	1															
	174	2															
	175	1															
	176	16	10	5	1			16	9	6		3	17.66	9	3,344		
	177	15	5	7	1		2	15	11	7		7	16.00	6	2,216		
	178	7	6				1	7	6	4				5	2,400		
	179	10	8	2				10	8	3		2		7	2,157		
	180	5	4	1				5	5	5		1		3	2,000		
	182	2															
	184	1															
	185	7	6	1				7	4	2		1		5	3,100		
	187	1															
	188	2															
	189	4	1	2		1		3	3	3		1		1			
190	12	6	6				12	8	7		6		6	2,316			
191	14	10	3				14	3	1		3		3	4,960			
192	13	10	2		1		13	11	6		1		1	8	3,325		
193	15	10	4	1			15	11	10		5		17.80	8	3,212		

<sup>1</sup>For renter - occupied dwelling units and vacant nonseasonal not dilapidated units, for rent.  
<sup>2</sup>For owner - occupied dwelling units and vacant nonseasonal not dilapidated units, for sale only.



Table 3.—CHARACTERISTICS OF HOUSING FOR WARDS, BY BLOCKS: 1950—Con.

Ward	Block	All dwelling units by occupancy and tenure					All dwelling units by condition and plumbing facilities			Occupied dwelling units			Contract monthly rent <sup>1</sup>		Value <sup>2</sup> of one-dwelling-unit structures			
		Total	Owner occupied	Renter occupied	Vacant non-seasonal not dilap. for rent or sale	Other vacant and non-resident	Number reporting	No private bath or dilap.	No running water or dilap.	Total	Persons per room		Occupied by non-white	Number reporting	Average monthly rent (dollars)	Number reporting	Average value (dollars)	
											Number reporting	1.51 or more						
18	194	10	8	1		1	10	6	3	9	9			1		7	3,785	
	195	11	8	3			11	8	4	11	11			1		8	3,662	
	196	21	18	3			21	10	4	21	21	1		18	20.33	18	3,327	
	197	17	13	3	1		17	10	2	16	16			11		7	4,318	
	199	15	13	2			13	2	5	15	15			3		3	4,428	
	200	12	4	8			12	5	3	12	12	1		8	25.25	3	4,666	
	201	2					2			2	2					8	2,387	
	202	8	7		1		7	3	2	7	7					8	3,375	
	203	2					2			2	2					8	3,375	
	204	8	8				8	3	2	8	8					20	5,585	
	205	25	25				25	1	3	25	25			12	26.00	15	5,380	
	206	34	22	12			32	8	3	34	32	2		12	32.33	15	5,100	
	209	31	18	13			30	2	1	31	31	2		12	31.00	10	6,900	
	230	18	12	6			17	5	1	18	18	2		10		2		
	231	3	2	1			3	1	1	3	3			1	20.00	6	2,916	
	232	10	6	4			10	5	1	10	10			3		3	3,333	
	234	5	3	2			5	4	2	5	5	1		3	26.00	10	4,350	
	235	14	11	3			14	4	4	14	14			8		8	3,662	
	236	10	9	1			10	8	1	10	10	1		1	21.50	8	2,750	
	237	20	12	6		2	20	15	6	18	18	1		1	21.50	8	2,750	
	238	15	10	3		2	15	11	4	13	13	1		3	18.33	10	3,370	
	239	11	9	1	1		11	5	5	10	10			2		9	3,633	
	240	5	3	1		1	5	5	1	4	4	1		1		3	2,400	
	241	10	6	3	1		10	8	7	9	9	2		1		4	2,975	
	242	6	4	1	1		6	6	5	5	5		4	1		3	3,166	
	243	16	11	5		1	16	14	8	16	16	4	1	1	13.60	11	2,536	
	19	149	1				1			1								
		151	8	2	5		1	8	5	2	7	7			4	34.00	1	
		154	21	16	5			21	4	2	21	21	1		4	32.50	14	4,364
		155	8	4	4			8	8	4	8	8	2		4	37.25	3	6,833
		156	16	8	7	1		14	3	1	15	13	2		6	33.83	5	4,000
		157	17	10	7			17	3	3	17	17			7	33.42	9	3,977
		158	24	14	10			24	3	1	24	24			9	33.11	10	3,920
		159	28	13	14	1		28	10	1	27	27	1		15	35.60	10	5,650
		160	22	15	7			22	5		22	22			6	25.50	10	4,620
		161	1					1			1							
		162	7	7				7	6		7	7	1		7	22.57	3	4,233
		163	16	5	11			16	9		16	16	2		15	22.22	4	5,800
		164	23	7	15		1	23	9		22	22	2		8	25.93	4	4,500
		165	17	9	8			17	7		17	17			4	30.75	4	7,016
		166	18	14	4			18	18		18	18			4	42.50	12	6,411
		167	15	10	5			15	5		15	15	1		5	30.20	9	6,411
		168	17	15	2			17	4	2	17	17			1	31.50	15	5,180
169		23	15	8			23	1		23	23			1		13	4,715	
170		8	7	1			8	8		8	8			1		7	4,385	
171		17	13	4			17	5		17	17			2		11	5,727	
207		16	10	5		1	16	10		15	15			5	40.80	8	6,312	
208		21	11	9			21	4	2	20	20			8	42.87	7	4,928	
209		14	12	2			14	3	3	14	14			2		11	5,918	
210		11	10	1			11	11		11	11	1		1		9	7,888	
212		9	3	3			9	9		9	9			3	31.66	6	6,450	
213		6	5	1			6	5		6	6			1		4	6,375	
214		15	9	5		1	15	3		14	14			5	42.00	6	6,583	
215		13	9	4			13	3		13	13	1		4	27.25	9	6,622	
216		22	13	8		1	22	2	3	21	21			6	43.00	11	6,136	
217		12	8	4			12	3		12	12	1		4	35.50	8	6,312	
218		57	30	25	2		54	14		55	54	2		23	34.17	24	6,291	
219		51	24	25	1		50	13		49	49			26	30.69	20	5,750	
220		17	8	9		1	17	4		17	17	1		9	35.66	7	4,428	
221		48	19	28		1	45	4		47	47	2		26	28.46	14	4,950	
222		26	17	9			26	5		26	26			8	32.00	17	5,682	
223		23	18	4		1	23	2		22	22			4	36.25	16	6,206	
224		23	13	10			21	7		23	19	2		10	44.80	6	6,500	
225		8	4	4			8	2	1	8	8			4	45.00	3	8,166	
226		13	5	8			13	2		13	13			8	44.50	4	9,250	
227		24	12	11		1	24	5		23	23			11	31.54	8	6,375	
228		27	14	11		2	25	7	1	25	24	1		11	29.72	9	4,833	
20		156	15	1	10		4	13	11	11	10	3		10	27.80			
		157	8		8			7	7	8	8			7	21.42			
	159	15	5	10			15	15	15	15			10	19.80	4	3,750		
	160	2					2	6	2	17	17		7	23.71	8	5,800		
	161	17	10	6		2	17	2	2	22	22		16	44.81	3	4,966		
	162	24	6	16			21	3		22	22	1		15	25.06	3	6,333	
	163	22	7	15		1	22	6		22	22			6	22.66	1		
	164	7	1	6			7	1		6	6			6	25.89	2		
	165	41	8	31		2	37	23		39	39	4		29	25.89	5	6,000	
	166	25	6	19			23	9		25	25			15	28.93	5		
	167	13	8	4		1	13	2	1	12	12			4	45.00	7	8,357	
	168	23	16	7			23	4		23	23			7	46.00	9	12,166	
	169	23	10	14		1	24	7	2	24	24			12	39.66	4	11,250	
	170	15	5	10			14	7		15	15			10	16.90	3	8,166	
	171	19	1	16		1	16	13	1	17	16	1		13	29.92			

<sup>1</sup>For renter-occupied dwelling units and vacant nonseasonal not dilapidated units, for rent.  
<sup>2</sup>For owner-occupied dwelling units and vacant nonseasonal not dilapidated units, for sale only.

HOUSING—BLOCK STATISTICS

Table 3.—CHARACTERISTICS OF HOUSING FOR WARDS, BY BLOCKS: 1950—Con.

Ward	Block	All dwelling units by occupancy and tenure					All dwelling units by condition and plumbing facilities			Occupied dwelling units			Contract monthly rent <sup>1</sup>		Value <sup>2</sup> of one-dwelling-unit structures		
		Total	Owner occupied	Renter occupied	Vacant non-seasonal not dilap., for rent or sale	Other vacant and non-resident	Number reporting	No private bath or dilap.	No running water or dilap.	Total	Persons per room		Occupied by non-white	Number reporting	Average monthly rent (dollars)	Number reporting	Average value (dollars)
											Number reporting	1.51 or more					
20	172	32	2	27	2	1	28	10	1	29	29	2	28	24.39	1		
	173	39	14	24			37	15	6	38	37	4	24	30.79	7	9,142	
	174	15	9	5		1	14	15		14	14		3	41.00	7	10,857	
	221	30	10	18			31	10		28	28		15	39.13	7	11,714	
	222	43	17	24	2		42	11	3	41	40	3	24	39.66	10	11,800	
	223	31	19	9		3	30	11	1	28	28		7	28.14	14	8,421	
	224	30	16	12		2	30	11	1	28	28		12	29.66	11	6,709	
	225	9	6	3			8	4	2	9	9		3	37.33	3	5,000	
	226	8	2	6			8	4		8	8		6	42.50	1		
	227	20	9	10		1	19	3		19	18		7	33.57	6	7,166	
	228	39	18	20		1	39	5	1	38	38	1	20	34.90	14	7,092	
	229	38	19	18		1	37	9	4	37	36	1	17	39.11	12	8,041	
230	27	14	13			24	6		27	26		10	39.90	9	8,666		
21	155	20	12	7	1		4		19	18	1	7	24.71	12	4,941		
	175	20	14	5		1	20	4		19	19	4	4	30.00	13	11,000	
	176	26	9	17			25	14	4	26	25	1	16	34.37	5	9,400	
	177	53	12	39	2		52	25		51	49	6	37	33.51	6	5,500	
	178	27	10	16	1		27	6		26	26	3	16	30.12	6	5,050	
	180	29	9	18	2		29	9		27	26		19	39.89	4	8,875	
	181	17	10	7			17	1		17	17	1	6	35.50	9	5,011	
	182	19	12	7			19	2		19	19		7	24.42	9	5,055	
	183	39	19	20			39	19	1	39	35	1	18	21.66	13	3,476	
	184	35	23	9	3		34	9	1	32	31		12	25.33	16	4,150	
	185	49	37	8	3	1	48	12	3	45	44		11	34.81	29	4,920	
	186	59	34	24	1		59	13		58	58	2	25	32.64	25	4,420	
	187	23	17	5	1		21	6		20	20	1	6	38.66	14	4,642	
	188	19	10	9			19	5		19	19		8	30.12	6	4,700	
	215	25	17	8			25	7	2	24	23		8	21.75	16	5,637	
	216	34	24	9	1		33	9		33	33	1	10	36.40	23	4,117	
	217	35	25	8	2		34	10	1	33	32		10	33.60	21	4,095	
	218	30	25	5			29	4		29	29	1	10	35.50	21	5,819	
	219	22	10	9			22	9		22	21		17	37.33	17	7,352	
	220	26	17	9			25	2		26	26		9	41.33	14	8,000	
231	18	14	4			18	3		18	18		3	60.00	14	12,535		
232	30	15	14	1		29	3		29	29		14	35.92	11	6,863		
233	44	28	16			43	3		44	44		14	44.64	22	6,122		
234	27	18	7	1	1	27	13	2	25	25	4	7	27.00	16	3,162		
235	6	6				6	2		6	6	1	5		6	2,383		
22	144	18	16	2			17	2		18	18	1	2		14	5,950	
	145	5	2	3			5	1	1	5	5		3		2		
	146	12	7	5			12	3		12	12		5	21.33	6		
	147	16	11	4	1		15	1		15	15		4	28.20	10	4,333	
	148	22	13	9			22	6	1	22	22	1	9	38.25	10	5,550	
	149	12	10	2			12	4	1	12	12	1	2	17.55	11	3,463	
	150	3	1	2	2		3	1	1	3	3		10		2	2,900	
	151	8	5	3			8	5		8	8		2		5		
	152	9	4	5			9	6	4	9	8		1	18.00	5	4,160	
	153	11	11				11	9	8	11	9	1	11	13.18	4	3,775	
	154	24	12	12			24	16	7	24	23		12	32.91	8	1,787	
	189	15	13	2			16	7	1	16	12		3	22.00	9	3,055	
	190	10	7	3			10	7	2	10	10		7	28.50	8	3,187	
	191	17	11	6			17	9	2	17	16		8	23.50	10	5,650	
	192	19	11	8			18	3		19	18		7	47.42	6	3,916	
	193	16	8	7		1	16	3	1	15	13		7	25.83	8	3,162	
	194	19	10	9			19	11	8	19	19	3	6	11.25	7	3,571	
	195	13	7	5		1	13	7	5	12	12	1	4	28.50	11	4,490	
	196	22	13	8		1	20	9	2	21	19		6	30.00	6	5,500	
	197	9	6	3			9	1		9	9		3	29.28	24	3,941	
	198	39	28	11			37	10	4	39	39	2	7	30.00	13	3,361	
	199	19	13	6			19	10	4	19	18		6		2		
	200	44	22	22			44	2	1	44	44	1	2		13	3,361	
	201	11	11				12	1		12	12		1		11	4,072	
	202	7	5	2			11	6	2	12	12	3	1	14.40	5	4,960	
	203	14	8	6	2	2	20	2	1	16	16		2		16	7,587	
	204	13	9	4			22	5	1	22	22	1	2	26.87	13	4,823	
	205	18	12	6			19	1		20	20		2		18	4,955	
	206	33	22	11			35	1		36	36		4	45.00	31	6,809	
	207	2	2			1	35	1	1	34	34		4	36.75	30	9,306	
208	1					1			1	1							
209	5		4	8		48	2	2	48	47		3	34.85	54	3,485		
210	22	11	10		1	22	18	6	21	21	1	6	17.77	11	1,718		
211	33	16	5	2		31	10	3	31	18	1	9	30.50	15	3,533		
212	10	8	2			10	6	3	10	9	1	2		8	3,062		
213	9	6	3			9	4	4	9	9	1	3	16.66	6	3,850		
214	10	8	2			10	4	2	10	9		2		8	3,812		
237	11	7	4			11	4	1	11	17		7	28.28	10	4,850		
238	11	7	4		1	16	4	3	13	13		2		9	4,811		
239	14	11	2			14	6										
23	2	24	22	1	1	23	9	5	23	22	2	1	1		15	8,360	
	3	28	23	3	1	28	12	3	26	26		3	3	41.66	22	5,477	

<sup>1</sup>For renter - occupied dwelling units and vacant nonseasonal not dilapidated units, for rent.  
<sup>2</sup>For owner - occupied dwelling units and vacant nonseasonal not dilapidated units, for sale only.

Table 3.—CHARACTERISTICS OF HOUSING FOR WARDS, BY BLOCKS: 1950—Con.

Ward	Block	All dwelling units by occupancy and tenure					All dwelling units by condition and plumbing facilities			Occupied dwelling units				Contract monthly rent <sup>1</sup>		Value <sup>2</sup> of one-dwelling-unit structures	
		Total	Owner occupied	Renter occupied	Vacant non-seasonal not dilap., for rent or sale	Other vacant and non-resident	Number reporting	No private bath or dilap.	No running water or dilap.	Total	Persons per room		Occupied by non-white	Number reporting	Average monthly rent (dollars)	Number reporting	Average value (dollars)
											Number reporting	1.51 or more					
23	4	31	25	6		30	21	7	31	31	1	3	5	21.00	25	4,132	
	5	47	32	13	1	47	21	9	45	45	3	5	10	23.60	28	4,978	
	6	14	8	5		14	10	4	13	13			5	31.40	8	2,787	
	7	19	10	8	1	19	3	1	18	18	1	1	7	27.85	10	5,550	
	8	24	22	2		24	4	1	24	24			2		18	5,683	
	9	4	4			4			4	4					4	4,450	
	41	13	6	5	1	12	6	6	11	11			5	28.60	5	5,300	
	42	19	13	6		18	5	2	19	19			3	34.20	11	5,018	
	43	15	12	3		15	4	2	15	15	1	1	5	41.66	12	4,433	
	44	21	15	5	1	21	7	1	20	20			4	21.50	15	3,260	
	45	17	15	2		16	4	1	17	17	1		1		13	4,430	
	46	15	8	7		15	3	1	15	15			5	28.40	8	4,037	
	47	8	4	4		8	3	2	8	8	1		4	33.25	4	3,375	
	48	12	11	1		12	8	1	12	12			1		4	2,000	
	53	34	25	7	1	32	4	2	32	32			6	32.66	24	5,858	
	56	13	10	3		13	1	2	13	13			3	22.66	7	7,500	
	57	14	12	2		14	3	1	14	14			2		11	4,663	
	58	25	21	4		25	4	4	25	25			4	32.00	20	5,330	
	59	23	18	5		23	3	1	23	23	1		4	14.00	17	5,870	
	60	29	15	14		29	7	8	29	29			14	25.50	12	5,583	
	61	29	15	14		28	15	8	29	29	2		14	23.85	12	3,908	
	62	26	18	7	1	26	11	4	25	25	4		8	28.37	14	4,385	
	88	28	18	7		28	11	4	26	23			7	16.57	16	3,387	
	89	21	15	6		20	8	5	21	15			5	26.40	14	3,907	
	90	19	12	7		19	7	4	19	15	3	1	6	20.83	10	3,790	
	91	18	13	4		17	3	1	17	10			4	31.25	10	4,600	
	92	17	15	2		17	2	4	17	16	1		1		15	5,166	
	93	18	17	1	1	18	2	2	18	17			1		17	5,288	
	94	19	14	5		19	3	1	19	18	1		1	35.00	14	4,342	
	95	14	13	1		14	4	2	14	12	1		1		13	3,207	
	96	22	14	7		22	3	2	21	20			7	32.85	14	3,821	
	97	6	1	4		6	6	2	5	5	1		3	42.66	7	6,355	
	98	19	18	1		18	7	4	18	18			6	24.00	18	2,175	
	99	11	5	6		11	10	3	11	11	3		7	24.00	4	3,192	
	100	22	13	8	1	22	6	1	21	21			6	22.14	13	3,841	
	101	27	18	8		27	13	3	26	24	5		7	18.16	17	3,886	
	102	19	16	3		17	6	2	19	18	1		3	25.00	15	4,013	
	103	26	18	6		26	6	2	24	23	6		6	30.16	15	4,000	
	104	30	17	12	1	28	10	2	29	27	1		11	20.18	11	4,272	
	105	24	14	9		23	6	1	23	22	1		9	24.11	11	4,076	
	106	22	14	7		21	7	1	21	21			7	26.28	13	4,361	
	107	19	14	5		19	6	2	19	18			5	31.20	13	2,660	
	129	13	10	3		13	4	1	13	13	1		3	19.00	10	2,383	
	130	11	7	4		11	6	6	11	11	2		3	15.00	8	3,487	
	132	16	10	6		16	9	1	16	16	1		5	32.40	6	3,846	
	133	18	14	4		18	3	1	18	18			4	22.50	13	2,916	
	134	7	6	1		7	7	1	7	6	2				4	5,175	
	135	4	4			4	1		4	4							
	136	1	1			1			1	1							
	137	2				2			2	2							
138	6	3	2	1	6	5	3	5	5	1		2		2			
140	10	9	1		10	6	1	10	10			3		8	4,625		
141	3	1	2		3	1		3	3								
24	10	5	3	2		5	1	1	5	5			2		3	3,500	
	11	25	18	6		25	9	3	24	24	1		6	30.33	16	4,037	
	12	13	9	4		13	5	13	13	13	1		4	20.25	8	4,425	
	13	28	17	11		28	18	13	28	28	9		10	14.60	14	3,392	
	14	17	17			17	2		17	17					16	4,437	
	15	2				2			2	2			2		7	3,428	
	17	9	7	2		9	7	4	9	9	1		2		5	4,000	
	18	5	5			5	1		5	5					12	4,916	
	19	13	12	1		13	13		13	11	1		1		18	4,916	
	20	14	10	4		14	14	13	14	14	3		4	13.75	10	1,590	
	21	1				1			1	1							
	22	4	1	3		4	4	4	4	4	2		2		1		
	23	14	12	2		12	7	5	14	12	1		2		11	3,236	
	24	4	4			4	3		4	4					4	3,625	
	25	6	5	1		6	1		6	6	1		1		5	5,300	
	33	18	13	3	1	18	8	2	16	16	1		3	19.33	12	4,166	
	34	1				1			1	1							
	35	46	44	2		45	39	2	46	46	7	1	1		3	2,033	
	36	20	17	2	1	20	8	4	19	19	2		1		16	3,756	
	37	22	19	2		20	3	1	21	20	1		1		17	3,664	
	38	23	13	10		22	5		23	22	1		8	19.62	13	4,369	
	39	19	15	4		18	5		19	19			4	33.25	13	5,369	
	40	22	20	2		21	4		22	22			1		19	4,663	
	63	24	17	6		23	5	1	23	23	2		4	18.50	17	4,341	
	64	24	16	8		21	1		24	23			7	18.75	16	4,100	
65	17	13	4		17	3	1	17	17			4	18.00	11	4,781		
66	12	7	3		11	4	3	10	9			4	16.00	6	4,100		
67	15	6	8		14	9	7	14	14	2		2	34.50	6	1,916		
68	4	1	3		4	3	2	4	4			5	26.00				
69	9	4	5		9	6	2	9	9	2		1	24.00	4	3,250		
70	25	20	5		25	5	1	25	25	2		4	27.25	18	4,050		

<sup>1</sup>For renter - occupied dwelling units and vacant nonseasonal not dilapidated units, for rent.  
<sup>2</sup>For owner - occupied dwelling units and vacant nonseasonal not dilapidated units, for sale only.

HOUSING—BLOCK STATISTICS

Table 3.—CHARACTERISTICS OF HOUSING FOR WARDS, BY BLOCKS: 1950—Con.

Ward	Block	All dwelling units by occupancy and tenure					All dwelling units by condition and plumbing facilities			Occupied dwelling units			Contract monthly rent <sup>1</sup>		Value <sup>2</sup> of one-dwelling-unit structures		
		Total	Owner occupied	Renter occupied	Vacant non-seasonal not dilap., for rent or sale	Other vacant and non-resident	Number reporting	No private bath or dilap.	No running water or dilap.	Total	Persons per room		Number reporting	Average monthly rent (dollars)	Number reporting	Average value (dollars)	
											Number reporting	1.51 or more					Occupied by non-white
24	77	24	18	6					24	24	3		5	352.20	15	4,420	
	78	27	15	10					23	25			10	196.00	11	2,363	
	79	17	12	4	1	2			17	16			10	207.75	10	2,500	
	80	19	13	5		1			19	18			5	174.40	7	2,075	
	81	11	8	3					11	11	1	1	7	216.66	8	3,000	
	82	15	8	7					14	15			9	191.44	7	3,385	
	83	17	9	8					16	10	1		6	224.37	6	4,200	
	84	17	7	10					17	3	1		9	227.88	7	3,385	
	85	21	16	5					21	11			4	112.55	15	2,960	
	86	16	9	7					14	5	3		6	253.33	7	4,057	
	87	33	18	14	1	1			32	19	7		4	261.16	14	3,521	
	108	22	17	4					22	11	2		4	300.00	15	3,140	
	109	28	16	12					27	17	6		1	204.55	13	2,669	
	110	22	13	9					21	16	5		9	147.55	11	1,872	
	111	26	11	15					26	19	6		4	244.22	9	2,711	
	112	19	13	5	1				19	11	7		6	183.33	10	4,400	
	113	18	13	3					18	15	6		2	192.00	11	2,363	
	114	6	3	3					6	6	5		2	146.66	9	2,055	
	115	15	11	3		1			15	11	10		4	188.00	14	2,457	
	116	33	18	15					31	18	16		5	266.66	10	3,120	
117	25	11	13	1				24	12	6		11	264.55	8	3,187		
125	36	16	20					36	28	24		1	256.66	12	2,120		
126	22	16	6					19	16	15		2	216.00	12	1,441		
128	14	10	4					13	8	5		3	140.00	9	1,955		
25	PART IN BLOCK AREA A																
	25	5	4	1					5	5	3		1		3	350.00	
	26	6	5	1					5	6	1		1		5	324.00	
	29	18	11	5		2			18	5	3		1		11	512.77	
	30	12	9	3					12	4	1		2		7	421.4	
	31	14	10	4					14	3	1		1		11	422.77	
	32	8	5	3		1			8	3	1		1		4	357.55	
	71	34	29	5		1			34	4	7		7		27	4,022	
	72	23	15	8					23	5	3		7		14	4,264	
	73	25	16	9		1			25	8	1		3		14	4,242	
	74	22	14	8					21	5	1		7		14	4,300	
	75	24	19	5					24	3	2		4		19	4,010	
	76	10	6	4					10	5	2		4		5	2,660	
	118	23	14	9					23	8	1		9		14	3,350	
	119	25	11	10		4			25	5	1		12		12	3,433	
	120	26	16	10					26	7	2		9		14	4,128	
	121	29	13	14		1	1		29	8	2		15		9	2,833	
	122	14	10	4					14	2	1		4		7	1,914	
123	14	10	4					14	2	1		4		7	1,914		
124	34	17	14		3			34	19	11		16		15	2,973		
25	PART IN BLOCK AREA B																
	1	6	3	3					6	6			3		3	6,000	
	2	16	10	6		2			16	14	2		4		8	4,887	
	3	18	15	3					18	18			2		13	5,115	
	4	22	21	1		1			22	21			6		12	4,841	
	5	30	21	9					30	30	6		11		14	4,435	
	6	17	9	8					17	12	1		3		9	5,055	
	7	11	9	2		1			11	14	4		5		6	4,750	
	8	35	23	10					35	33	1		10		22	4,418	
	9	47	34	11					45	26	10		10		32	3,546	
	10	17	10	7		1			16	11	9		6		9	3,944	
	11	9	7	2					9	3	3		2		7	7,971	
	12	12	7	5					12	6	3		5		7	4,000	
	13	23	17	6					22	11	10		5		17	3,558	
	14	18	12	6		1			18	8	1		5		12	4,583	
	15	10	5	5					10	1	1		5		5	4,280	
	16	24	17	7					24	1	24		7		16	4,893	
	17	25	16	9					24	3	1		9		16	4,662	
	18	28	12	15		1			27	4	2		15		10	3,280	
	19	32	19	13					31	8	2		11		16	5,575	
20	1																
21	47	20	24		3			47	18	44		23		14	6,964		
22	39	18	20		1			38	9	37		19		13	4,138		
23	57	23	33					56	45	56		31		20	2,955		
24	1																
26	5	8	5	3				7	4	1		2		4	5,875		
	6	14	3	1				4	1	3		3		4	10,325		
	7	17	16	1				16	4	17		1		15	3,966		
	8	9	7	2				9	3	9		2		6	4,000		
	9	29	22	6		1		29	13	28		5		21	4,614		
	10	4	4					4	1	4				4	3,950		
	11	1															
	12	2															
	13	1															
	14	7	6	1				5	7	4	1		1		4	2,725	
17																	
18	11	7	3				10	4	10			3		6	3,400		
19	13	11	2		1		13	9	13			2		11	2,900		
20	14	10	3				14	3	13			4		9	3,722		
21	14	10	4				14	4	14			4		9	4,744		

<sup>1</sup>For renter - occupied dwelling units and vacant nonseasonal not dilapidated units, for rent.  
<sup>2</sup>For owner - occupied dwelling units and vacant nonseasonal not dilapidated units, for sale only.

Table 3.—CHARACTERISTICS OF HOUSING FOR WARDS, BY BLOCKS: 1950—Con.

Ward	Block	All dwelling units by occupancy and tenure					All dwelling units by condition and plumbing facilities			Occupied dwelling units			Contract monthly rent <sup>1</sup>		Value <sup>2</sup> of one-dwelling-unit structures		
		Total	Owner occupied	Renter occupied	Vacant non-seasonal not dilap., for rent or sale	Other vacant and non-resident	Number reporting	No private bath or dilap.	No running water or dilap.	Total	Persons per room		Occupied by non-white	Number reporting	Average monthly rent (dollars)	Number reporting	Average value (dollars)
											Number reporting	1.51 or more					
26	22	10	7	2	1	10	6		9	9	2		2				
	30	12	8	4		9	5	2	12	12			3	21.33	7	3,500	
	31	12	8	2		10	8	2	10	10	2		2		8	3,375	
	32	12	10	2		11	3		12	12			2		7	3,500	
	33	15	7	7	1	13	11	6	14	14			8	20.50	9	5,633	
	34	14	7	7		13	1		14	14		1	7	26.00	4	2,125	
	35	14	8	6		13			14	14			6	28.33	6	3,666	
	36	26	19	7		25	4		26	26			6	29.00	7	4,757	
	37	18	14	4		18	2		18	18			3	26.00	18	6,727	
	38	20	18	1	1	20	2		19	19			3		12	6,250	
													1			17	5,811
		39	4	1	2		4			3	3			2		1	
		54	19	13	5	1	19			18	18	2		5	21.60	13	5,376
		55	24	17	7		24	1		24	24		2	4	27.75	17	6,264
		56	14	12	2		14			14	14		2	2		11	7,909
		57	28	20	7	1	28	5		27	27	2		8	42.87	17	6,647
		58	21	17	4		21	3		21	21			4	33.75	14	4,257
		59	24	17	7		21	6		24	24	1		7	32.85	17	3,811
		68	21	13	8		21			21	21			7	34.28	12	7,125
		69	15	11	3	1	15	2		14	14	1		2		11	5,454
		70	27	12	15		27	4		27	25		14	43.28	10	8,470	
		71	22	17	5		22	2		22	22			5	36.00	14	5,864
		72	25	15	7	2	25	5		22	22			7	28.57	13	5,023
		73	24	23		1	24			23	23			24		21	6,750
		74	28	22	5	1	28	1		27	26			5	22.20	21	6,847
		75	25	16	9		25	2		25	25			9	36.11	15	7,360
		76	31	20	9	1	31	8		29	29	1		7	28.14	19	5,568
		77	24	19	4		24			23	23			4	38.25	19	6,352
		78	15	12	3	1	14	2		15	14			1		10	6,340
		79	20	14	6		20	3		20	20			5	28.00	14	5,178
		80	5	5			5			5	5					5	5,300
		81	5	2	3		5	3		5	5			3	30.00	2	
		82	17	8	8	1	17	7	3	16	16	1		7	19.00	9	4,866
		125	1				1			1	1						
		126	12	7	4		12	4		12	12			4	34.50	8	6,950
		127	10	8	3		10			10	10			3	32.00	6	4,800
		128	15	6	9		15	4		15	15	1		9	25.00	3	4,166
		129	15	11	3	1	15	3		14	14	1		3	30.66	10	5,950
		130	17	13	4		17	2		17	17			3	22.33	11	4,054
		131	24	15	8	1	24	11		23	23	3		9	28.33	10	4,360
	132	6	4	1	1	6	1		5	5	3		1		4	4,075	
	133	12	10	2		12	2		12	12			2		9	5,533	
	134	15	6	9		15	4		15	15	1		8	34.75	4	3,825	
	135	13	12	1		13	1		13	13			1		11	4,009	
	136	15	10	3	2	15	5	1	13	13	1		2		6	7,416	
	137	16	6	6	2	16	6	1	14	14			8	18.25	6	5,500	
	138	23	9	11	1	23	10		20	20	2		12	27.58	8	4,675	
	139	15	9	5		15	6	1	14	14	2		6	30.00	8	3,500	
	140	68	54	14		68	8		68	68			12	51.75	53	6,843	
	141	31	23	8		31	3		31	31	1		8	34.62	21	7,371	
	142	2				2											
27	12	3	3			3	3	2	3	3					3	2,000	
	14	9	3			9	3	2	9	8			6	39.33	2		
	15	9	4	6	1	9	2		8	8			4	31.75	4	9,000	
	39	1				1			1	1							
	40	22	13	9		21	1	1	22	21			9	35.00	10	6,350	
	41	13	10	3		11	2	2	13	13			3	15.00	10	4,410	
	42	13	8	5		12	4		13	13	1		5	38.60	7	3,542	
	43	12	10	1	1	11	3	1	11	11			2		9	3,822	
	44	14	10	4		10	7	2	14	14	1		4	16.75	7	3,785	
	45	5	1	4		5	5	1	5	5			4	18.75	1		
		46	10	6	4		9	5	3	10	10			4	26.75	4	5,575
		47	3	1	2		2	2	1	3	3			1		1	
		48	9	6	3		9	6	3	9	9	1		3	12.66	6	2,816
		49	10	7	3		10	6	4	10	9			2		6	2,916
		50	11	8	2		11	7	3	10	10	2		3		9	3,211
		51	19	14	4	1	18	4		18	18			2	27.33	15	4,793
		52	14	11	2	1	14	3	1	14	13			3	27.33	11	5,727
		53	16	13	3		16	3		16	16	1		3	35.00	12	4,441
		83	21	14	7		21	9	2	21	21	1		4	30.00	12	3,883
		84	7	3	2		7	1	1	5	5			1		3	3,900
		86	12	9	3		12	6	2	12	12			2	30.00	9	4,277
		87	12	6	6		12	3	1	12	12			2		4	3,875
		88	19	17	2		19	3	1	19	19	1		2		17	5,070
		89	40	29	8	2	36	13	6	37	37	5		8	30.12	27	6,240
		90	23	21	2	1	23	2		23	23			2		21	5,000
		91	31	25	6		31	5	1	31	31			6	33.00	24	4,500
		92	27	24	3		27	5	3	27	27	1		1		22	4,127
		93	18	14	4		15	3		18	17			4	31.25	11	4,427
		94	18	14	4		18	11	7	18	18	1		2		11	1,883
		95	13	11	1	1	12	8	5	12	11	1		1		10	4,350
	96	17	10	5	2	17	9	4	15	15			5	19.00	12	3,725	
	97	10	6	3	1	8	3		8	5	1		3	23.33	5	4,400	
	98	5	3	2		5	3		5	5			1		3	5,166	
	99	36	25	9	2	35	16	6	34	34	3		10	28.10	22	4,409	
	100	1				1											

<sup>1</sup>For renter - occupied dwelling units and vacant nonseasonal not dilapidated units, for rent.  
<sup>2</sup>For owner - occupied dwelling units and vacant nonseasonal not dilapidated units, for sale only.

## HOUSING—BLOCK STATISTICS

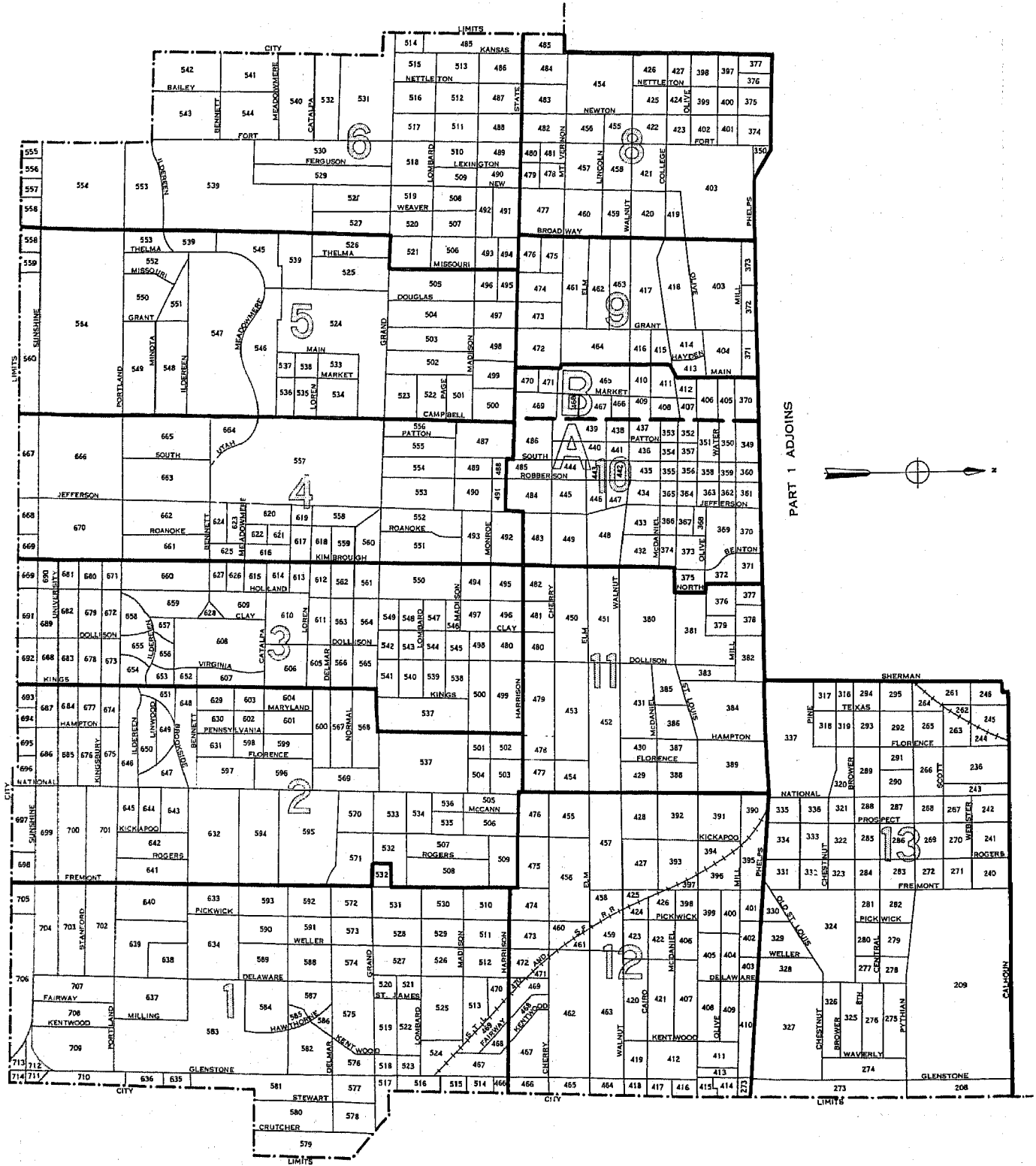
Table 3.—CHARACTERISTICS OF HOUSING FOR WARDS, BY BLOCKS: 1950—Con.

Ward	Block	All dwelling units by occupancy and tenure					All dwelling units by condition and plumbing facilities			Occupied dwelling units			Contract monthly rent <sup>1</sup>		Value <sup>2</sup> of one-dwelling-unit structures		
		Total	Owner occupied	Renter occupied	Vacant non-seasonal not dilap., for rent or sale	Other vacant and non-resident	Number reporting	No private bath or dilap.	No running water or dilap.	Total	Persons per room		Occupied by non-white	Number reporting	Average monthly rent (dollars)	Number reporting	Average value (dollars)
											Number reporting	1.51 or more					
27	101	39	31	7		1	39	27	5	38	38			7	22.57	30	3,890
	102	4	2	3			4	4	3	4	4	1		2		2	
	103	26	23	3			26	14	5	26	26	2		3	27.00	23	3,156
	104	25	15	7	2	1	24	18	12	22	22	2		5	46.20	13	2,407
	105	6	5	2			6	4	3	6	6	2		4	35.25	5	4,440
	106	4		1	2		4			4	4			2			
	107	2					2			2	2			4	35.25		
	108	8	5	3			8	8	4	8	8	1		3	23.33	4	1,500
	109	3	1	2			3	2	1	3	3	1		2		1	1,500
	110	7	5	2			7	1		7	7	1		2		5	3,160
	111	14	8	4	2		14	11	7	12	12			3	25.00	8	3,362
	112	33	20	12	1		32	13	5	32	32	1		3	22.53	18	4,350
	113	6	6				6	4	2	6	6	1		1		6	2,800
	114	12	9	3			12	7	7	12	12	2		3	8.66	9	3,622
	115	24	20	3		1	24	7	2	23	23	2		3	25.00	20	4,425
	116	25	22	3			25	14	4	25	25			2		20	3,345
	117	5	5				5	2		5	5			2		5	3,240
	118	12	8	4			12	8	5	12	12	4		4	14.50	7	2,700
	119	21	12	9			20	11	3	21	21			4	29.88	11	3,645
	120	14	10	4			14	3	1	14	14			2		10	5,030
	121	12	8	4			12	4	2	12	12	1		4	34.50	8	4,550
	122	11	6	4		1	11	3		11	11			3	30.33	5	4,500
	123	5	3	2			5	3		5	5			2		3	2,733

<sup>1</sup>For renter - occupied dwelling units and vacant nonseasonal not dilapidated units, for rent.<sup>2</sup>For owner - occupied dwelling units and vacant nonseasonal not dilapidated units, for sale only.



SPRINGFIELD, MISSOURI, BY WARDS AND BLOCKS: 1950  
PART 2 OF 2 PARTS



SCALE IN FEET  
0 1000 2000

LEGEND


- BLOCK NUMBERS
- WARD NUMBERS
- WARD BOUNDARIES
- BLOCK AREA LETTERS
- BLOCK AREA BOUNDARIES
- U.S. DEPARTMENT OF COMMERCE BUREAU OF THE CENSUS

25  
2  
A



# 1950 UNITED STATES CENSUS OF HOUSING

U. S. DEPARTMENT OF COMMERCE • BUREAU OF THE CENSUS



**SPRINGFIELD, OHIO**

**BLOCK  
STATISTICS**

## U. S. CENSUS OF HOUSING: 1950

### Volume

- I General Characteristics
- II Nonfarm Housing Characteristics
- III Farm Housing Characteristics
- IV Residential Financing
- V Block Statistics

Housing statistics for census tracts are to be included in the Population reports on census tracts.

## U. S. CENSUS OF POPULATION: 1950

### Volume

- I Number of Inhabitants
- II Characteristics of the Population

Succeeding volumes will cover the following subjects:

Census Tracts, Nativity and Parentage, Nonwhite Population by Race, Persons of Spanish Surname, Institutional Population, Differential Fertility, Labor Force Characteristics, Occupation, Industry, Income, Internal Migration, Education, Characteristics of Families and Households.

**UNITED STATES CENSUS of HOUSING : 1950**  
U. S. DEPARTMENT OF COMMERCE  
CHARLES SAWYER, Secretary

BUREAU OF THE CENSUS  
ROY V. PEEL, Director



**BLOCK STATISTICS**


**SPRINGFIELD**  
**OHIO**

*Prepared under the supervision of*  
Howard G. Brunsman, Chief  
*Population and Housing Division*

1950 HOUSING CENSUS REPORT  
VOLUME V, PART 187

UNITED STATES GOVERNMENT PRINTING OFFICE 1952

**BLOCKS • WARDS**





## BUREAU OF THE CENSUS

ROY V. PEEL, *Director*

A. ROSS ECKLER, *Deputy Director*  
HOWARD C. GRIEVES, *Assistant Director*  
CONRAD TAEUBER, *Assistant Director*  
MORRIS H. HANSEN, *Assistant Director for Statistical Standards*  
ROBERT Y. PHILLIPS, *Assistant Director for Operations*  
CALVERT L. DEDRICK, *Coordinator, International Statistics*  
FRANK R. WILSON, *Information Assistant to the Director*

### Population and Housing Division—

HOWARD G. BRUNSMAN, *Chief*  
WAYNE F. DAUGHERTY, *Assistant Chief for Housing*  
ROBERT B. VOIGHT, *Assistant Chief for Operations*  
HENRY S. SHRYOCK, JR., *Assistant Chief for Population*  
EDWIN D. GOLDFIELD, *Program Coordinator*

Quality and Equipment Statistics—Robert C. Hamer, *Chief*  
Inventory Statistics—Carl A. S. Coan, *Chief*  
Developmental Programs—J. Hugh Rose, *Chief*  
Residential Financing—Junia H. Honnold, *Chief*  
Territories and Possessions—Joel Williams, *Chief*  
Statistical Sampling—Joseph Steinberg, *Chief*  
Statistical Procedure—Morton A. Meyer, *Chief*  
Processing Operations—Milton D. Lieberman, *Chief*

Administrative Service Division—WALTER L. KEHRES, *Chief*  
Agriculture Division—RAY HURLEY, *Chief*  
Budget Officer—CHARLES H. ALEXANDER  
Business Division—HARVEY KAILIN, *Acting Chief*  
Field Division—LOWELL T. GALT, *Chief*  
Foreign Trade Division—J. EDWARD ELY, *Chief*  
Geography Division—CLARENCE E. BATSCHULET, *Chief*  
Governments Division—ALLEN D. MANVEL, *Chief*  
Industry Division—MAXWELL R. CONKLIN, *Chief*  
Machine Tabulation Division—C. F. VAN AKEN, *Chief*  
Personnel Division—HELEN D. ALMON, *Chief*

### SUGGESTED IDENTIFICATION

U. S. Bureau of the Census. *U. S. Census of Housing: 1950. Vol. V, Block Statistics, Part 187.*  
U. S. Government Printing Office, Washington, D. C., 1952

For sale by the Superintendent of Documents, U. S. Government Printing Office, Washington 25, D. C.,  
or any of the Field Offices of the Department of Commerce - Price 15 cents

## PREFACE

This report presents statistics on characteristics of dwelling units by blocks for the city. The tabulations are based on data from the 1950 Census of Housing, taken as of April 1, 1950. Authorization for the 1950 Census of Housing as part of the Seventeenth Decennial Census was provided by the Housing Act of 1949, approved July 15, 1949.

The major portion of the information compiled from the 1950 Census of Housing appears in Volume I, *General Characteristics*; Volume II, *Nonfarm Housing Characteristics*; Volume III, *Farm Housing Characteristics*; Volume IV, *Residential Financing*; and Volume V, *Block Statistics*. Volume V consists of separate reports, issued as bulletins for each of the 209 cities which in 1940 or in a subsequent census had a population of 50,000 or more. These reports will not be bound into a single publication.

The subjects covered in both the 1950 and 1940 reports on characteristics of dwelling units by blocks are substantially similar.

This report was prepared under the direction of Howard G. Brunsman, Chief, Population and Housing Division, and Wayne F. Daugherty, Assistant Chief for Housing. Robert C. Hamer, Chief, Quality and Equipment Statistics Section, was in charge of coordinating the content and the format of the report with assistance from Carl A. S. Coan, Chief, Inventory Statistics Section; Floyd D. McNaughton, Chief, Equipment and Facilities Unit; Beulah Washabaugh, Chief, Tenure and Vacancy Unit; and Walter A. Hines. The compilation of the statistics was under the supervision of Robert B. Voight, Assistant Chief for Operations.

The collection of the information on which these statistics are based was under the supervision of Lowell T. Galt, Chief, Field Division. The geographic work, including the assignment of all block numbers and the preparation of maps, was under the supervision of Clarence E. Batschelet, Chief, Geography Division. The data were tabulated under the supervision of C. F. Van Aken, Chief, Machine Tabulation Division.

March 1952.

# SPRINGFIELD, OHIO

## CONTENTS

### INTRODUCTION

	Page		Page
General.....	1	Definitions and explanations—Continued	
Related reports.....	1	Persons per room.....	2
Use of data.....	1	Color of occupants.....	2
Comparability with 1940 Housing Census data.....	1	Contract monthly rent.....	2
Definitions and explanations.....	1	Value of one-dwelling-unit structures.....	2
Dwelling unit.....	1	Number reporting.....	2
Occupancy and tenure.....	2	Block identification.....	2
Condition and plumbing facilities.....	2		

### TABLES

Table 1.—Characteristics of housing for the city: 1950.....	Page 3
Table 2.—Characteristics of housing by wards: 1950.....	3
Table 3.—Characteristics of housing for wards, by blocks: 1950.....	4

Map of city, by blocks, appears following last page of tables.

# BLOCK STATISTICS

## INTRODUCTION

### GENERAL

Volume V of the Reports on Housing consists of a separate report for each of the 209 cities which in 1940, or in a subsequent census prior to 1950, had a population of 50,000 or more. Each report presents for the city, by blocks, tabulations for a limited number of subjects obtained in the Census of Housing. The subjects in these reports are similar to those in the block statistics supplements to Volume I of the reports of the 1940 Census of Housing. The subjects in this report present the number of dwelling units classified by occupancy and tenure, condition and plumbing facilities, persons per room, color of occupants, average contract monthly rent of renter-occupied and selected vacant units, and the average value of one-dwelling-unit owner-occupied and selected vacant structures. In table 1, the statistics for these subjects are summarized for the city. Table 2 contains the statistics for wards; these are the only statistics for wards that will be published from the 1950 Census of Housing. In table 3, the data are presented by blocks within wards and block areas. Maps identifying the location of each block and the ward boundaries are a part of this report.

**Related reports.**—Related statistics for this city are contained in the Reports on Housing, Volume I, *General Characteristics*; and in the Reports on Population, Volume I, *Number of Inhabitants*, and Volume II, *Characteristics of the Population*.

The Reports on Housing for each State in Volume I present data on the characteristics of dwelling units for the State by residence (urban, rural nonfarm, and rural farm), for standard metropolitan areas, urbanized areas, counties, for urban places, places of 1,000 to 2,500 inhabitants, and rural-nonfarm and rural-farm dwelling units for each county. Each report includes the following subjects: occupancy, tenure, race of occupants, type of structure, year built, condition and plumbing facilities, water supply, toilet and bathing facilities, number of rooms, number of persons, persons per room, electric lighting, heating equipment, heating and cooking fuels, refrigeration equipment, kitchen sink, radio, television, and, for nonfarm units, the contract monthly rent, gross monthly rent, and value of one-dwelling-unit structures.

Volume I of the Reports on Population shows the 1950 population of each county and of each minor civil division within the county. It also contains figures for each incorporated place, for each unincorporated place with 1,000 or more inhabitants, and for incorporated places of 5,000 or more by wards. A special series of tables presents data for each urbanized area giving the incorporated places and portions of minor civil divisions within it.

Volume II of the 1950 Population Reports contains statistics on the general characteristics of the population. Chapter A of this volume repeats the figures on number of inhabitants as shown in Volume I; Chapter B presents demographic, economic, and social characteristics of the population; and Chapter C gives more detailed cross-classifications for States and large cities and standard metropolitan areas.

**Use of data.**—The tabulation of housing characteristics for areas as small as city blocks provides descriptive material of considerable value for technical studies of housing in the city. The statistics will be useful in compiling totals for special types of areas that may be defined to meet the requirements of individual investigators. Users of the data should bear in mind that in

practically all cases the data for a given block represent the work of only one enumerator. Consequently, housing characteristics for blocks are subject to a wider margin of error than is to be expected in the figures for tracts or wards which represent returns made by a number of enumerators. Misinterpretation of instructions by one enumerator may cause a significant bias in the statistics for a block even though it may have a negligible effect upon the figures for larger areas. In particular, the enumeration of "condition" depended to a considerable extent upon the judgment of the individual enumerator. Also, failure to indicate the correct block number for a significant number of dwelling units may introduce errors into the block data.

**Comparability with 1940 Housing Census data.**—In the 1940 Census of Housing, reports entitled "Block Statistics" were issued as supplements to the first series of Housing bulletins. These supplements consisted of separate reports for each of the 191 cities which had 50,000 inhabitants or more in 1930.

In the 1950 reports, the block numbers used are different, in most cases, from those used in the 1940 reports. Therefore, to compare 1940 and 1950 data for a given block, it is necessary to locate the block on the maps to obtain the corresponding 1940 and 1950 block numbers.

The subjects in both the 1940 and 1950 reports are substantially similar. However, data on number of structures, year built, and mortgage status have been omitted from the 1950 report. Furthermore, in the 1940 reports average contract or estimated monthly rent was reported for all dwelling units while in 1950 average contract monthly rent is reported for some, and average value for other, dwelling units.

### DEFINITIONS AND EXPLANATIONS

More detailed and complete definitions are presented in Volume I of the Housing Reports.

**Dwelling unit.**—In general, a dwelling unit is a group of rooms or a single room, occupied or intended for occupancy as separate living quarters, by a family or other group of persons living together or by a person living alone.

A group of rooms, occupied or intended for occupancy as separate living quarters, is a dwelling unit if it has separate cooking equipment or a separate entrance. A single room, occupied or intended for occupancy as separate living quarters, is a dwelling unit if it has separate cooking equipment or if it constitutes the only living quarters in the structure. Also, each apartment in a regular apartment house is a dwelling unit even though it may not have separate cooking equipment. Excluded from the dwelling unit count are large rooming houses, institutions, dormitories, and transient hotels and tourist courts.

In the 1940 Census, a dwelling unit was defined as the living quarters occupied or intended for occupancy by one household. A household consisted of a family or other group of persons living together with common housekeeping arrangements, or a person living entirely alone. However, the enumerator was not explicitly instructed to define rooms as dwelling units on the basis of cooking equipment or separate entrance.

The number of dwelling units in the 1950 Census may be regarded as comparable with the number of dwelling units in the 1940 Census. Some living quarters may have been classified as separate dwelling units in the one census and not in the other. Further, in the 1950 Census, living quarters with five or more

lodgers were not tabulated as dwelling units; generally, such quarters were included in the 1940 dwelling unit count. However, the net effect of these changes is probably small.

**Occupancy and tenure.**—Dwelling units are classified by occupancy and tenure into four groups: owner-occupied; renter-occupied; vacant nonseasonal not dilapidated, for rent or sale; and other vacant and nonresident. A dwelling unit is classified as owner-occupied if it was owned wholly or in part by the head of the household or by some related member of his family living in the dwelling unit. All other occupied units are classified as renter-occupied whether or not cash rent was actually paid for living quarters. Rent-free units and living accommodations received in payment for services performed are thus included with the renter-occupied units.

A dwelling unit is considered vacant if no persons are living in it at the time of enumeration. New units not yet occupied were enumerated as vacant dwelling units if construction had proceeded to the extent that all the exterior windows and doors were installed and final usable floors were in place. The classification "Vacant nonseasonal not dilapidated, for rent or sale" is descriptive of the vacant dwelling units reported in this classification. "Other vacant and nonresident" units include all dilapidated and seasonal vacant units as well as the not dilapidated units which were not for rent or sale.

Because of changes in enumeration procedures, the counts of total vacant units in 1940 and 1950 are not strictly comparable. In 1940, vacant units were enumerated if they were habitable; units uninhabitable and beyond repair were excluded from the enumeration. In 1950, units were included regardless of condition if they were intended for occupancy as living quarters. Therefore, no comparison should be made between the data on "vacant nonseasonal not dilapidated, for rent or sale" units from the 1950 Census and data in the 1940 Census reports.

In both censuses, dwelling units occupied entirely by non-residents were included with vacant units not for rent or sale. Trailers, tents, houseboats, and railroad cars which were vacant were excluded from the dwelling unit inventory in both 1950 and 1940.

**Condition and plumbing facilities.**—Data on condition of a dwelling unit are shown in combination with data for selected plumbing facilities and are, therefore, limited to units for which both condition and plumbing facilities are reported. Plumbing facilities include water supply, toilet facilities, and bathing facilities.

The category "with private bath" includes those dwelling units reported with both a flush toilet and a bathtub or shower inside the structure for the exclusive use of the occupants of the unit. The category "no private bath" includes those dwelling units not having private flush toilet or not having private bathing facilities. The "no running water" category includes units with only piped running water outside the structure or with only other sources such as a hand pump.

A dwelling unit is "dilapidated" when it is run-down or neglected, or is of inadequate original construction, so that it does not provide adequate shelter or protection against the elements or it endangers the safety of the occupants.

**Persons per room.**—The number of persons per room has been computed for each occupied dwelling unit by dividing the number of persons in the dwelling unit by the number of rooms in the dwelling unit. All persons enumerated in the Population Census as members of the household (including lodgers, servants, and other nonrelated persons) are counted in determining the number of persons that occupy the dwelling unit. The number of rooms in the dwelling unit includes all rooms available for living quarters throughout the year. Not counted as rooms are bathrooms, closets, pantries, halls, screened porches, and unfinished rooms in the basement and attic.

**Color of occupants.**—Occupied dwelling units are classified by color of head of household according to the definition used in the

1950 Census of Population. The group designated as "nonwhite" consists of Negroes, Indians, Japanese, Chinese, and other non-white races. Persons who are not definitely Indian or of other nonwhite race are classified as white.

**Contract monthly rent.**—Contract monthly rent is the rent, at the time of enumeration, contracted for by the renter regardless of whether it includes furniture, heating fuel, electricity, cooking fuel, water, or personal services.

Monthly rent for vacant dwelling units is the amount asked for the dwelling unit at the time of enumeration. The average monthly rent relates to renter-occupied dwelling units and vacant nonseasonal not dilapidated units for rent. Dwelling units which are occupied "rent-free" are not included with the units reporting rent.

**Value of one-dwelling-unit structures.**—Average value is shown for owner-occupied dwelling units and vacant nonseasonal not dilapidated units which are for sale only. Value is shown only if the unit is in a one-dwelling-unit structure without business and if it is the only dwelling unit included in the property. The value represents the amount for which the owner estimates that the property, including such land as belongs with it, would sell under ordinary conditions and not at a forced sale. For vacant units, value is the sale price asked by the owner.

**Number reporting.**—Occupancy and tenure are reported for all dwelling units, and color of occupants is reported for all occupied units. The corresponding distributions for these subjects in table 1 are based on all dwelling units and on occupied units, respectively. For all other subjects, the distributions are based on the units for which the specific characteristics are reported, that is, the "Number reporting."

The number of dwelling units for which the enumerator obtained no report on a particular item is shown for the city totals only; however, the number "not reported" can easily be derived for each area in tables 2 and 3 by subtracting the number reporting from the total number of dwelling units (or total occupied).

**Block identification.**—A map or series of maps is included in this report showing block numbers for each block, number and letter designations for wards and block areas, and the names of principal streets.

Blocks are identified by serial numbers, a separate series of numbers being used for each ward or for a group of wards. Thus, the location of each block for which data are presented in table 3 may be determined by referring to the ward and block number shown on the map. Similarly, data for a specific block may be located in the table by reference to the map for the identification numbers of the ward and block.

In some cities "block areas" have been established to facilitate the numbering of blocks in groups of less than 1,000. This may cause a break in the sequence of block numbers within a ward. Where this occurs each part of the ward that is in a separate block area is distinguished on the map, and in the table the data are shown for blocks in numerical order within each block area section of the ward. When a boundary of a ward cuts through a block separating the block into segments, the statistics for each segment are tabulated in the ward in which it is physically located on the map. In such cases, to obtain the statistics for the entire block it is necessary to add the statistics for all segments.

If no dwelling units are reported for a block, the block number is not listed in table 3, although it is shown on the map. Dwelling units for which the block number was not reported are indicated in the table by the symbol "NR." Detailed data are not shown for such dwelling units, nor for blocks containing fewer than three dwelling units. Average monthly rent is not shown when the monthly rent was reported for fewer than three dwelling units. Average value is not shown when the value of one-dwelling-unit properties was reported for fewer than three dwelling units. All dwelling units are included, however, in the statistics for the city and for each ward.



Table 1.—CHARACTERISTICS OF HOUSING FOR THE CITY: 1950

Subject	Number	Percent	Subject	Number	Percent
<b>OCCUPANCY AND TENURE</b>			<b>PERSONS PER ROOM</b>		
All dwelling units.....	24,183	100.0	Occupied dwelling units.....	23,640	...
Owner occupied.....	12,421	51.4	Number reporting.....	23,268	100.0
Renter occupied.....	11,219	46.4	1.50 or less.....	22,468	96.6
Vacant nonseasonal not dilapidated, for rent or sale.....	262	1.1	1.51 or more.....	800	3.4
Other vacant and nonresident.....	281	1.2	Not reported.....	372	...
<b>CONDITION AND PLUMBING FACILITIES</b>			<b>CONTRACT MONTHLY RENT</b>		
All dwelling units.....	24,183	...	Renter-occupied, and vacant nonseasonal not dilapidated units, for rent—Number reporting.....	10,723	...
Number reporting.....	23,620	100.0	Total contract monthly rent..... dollars..	389,244	...
With private bath, not dilapidated.....	18,000	76.2	Average monthly rent..... dollars..	36.30	...
No private bath, with running water, not dilapidated.....	3,859	16.3	<b>VALUE OF ONE-DWELLING-UNIT STRUCTURES</b>		
No running water or dilapidated.....	1,761	7.5	Owner-occupied, <sup>1</sup> and vacant nonseasonal not dilapidated units, for sale only—Number reporting.....	9,521	...
Condition or plumbing facilities not reported.....	563	...	Total value or sale price..... dollars..	82,529,500	...
No private bath or dilapidated.....	5,620	23.8	Average value..... dollars..	8,668	...
<b>COLOR OF OCCUPANTS</b>					
Occupied dwelling units.....	23,640	100.0			
White.....	21,118	89.3			
Nonwhite.....	2,522	10.7			

<sup>1</sup>Restricted to 1-dwelling-unit properties.

Table 2.—CHARACTERISTICS OF HOUSING BY WARDS: 1950

Ward	All dwelling units by occupancy and tenure					All dwelling units by condition and plumbing facilities			Occupied dwelling units				Contract monthly rent <sup>1</sup>		Value <sup>2</sup> of one-dwelling-unit structures	
	Total	Owner occupied	Renter occupied	Vacant non-seasonal not dilap., for rent or sale	Other vacant and non-resident	Number reporting	No private bath or dilap.	No running water or dilap.	Total	Persons per room		Occupied by non-white	Number reporting	Average monthly rent (dollars)	Number reporting	Average value (dollars)
										Number reporting	1.51 or more					
<b>TOTAL</b>	<b>24183</b>	<b>12421</b>	<b>11219</b>	<b>262</b>	<b>281</b>	<b>23620</b>	<b>5620</b>	<b>1761</b>	<b>23640</b>	<b>23268</b>	<b>800</b>	<b>2522</b>	<b>10723</b>	<b>3630</b>	<b>9521</b>	<b>8668</b>
1	3883	2432	1385	30	36	3832	758	162	3817	3771	79	86	1303	39.29	2008	7575
2	4174	2391	1700	42	41	4089	895	229	4091	4027	108	365	1630	35.84	1945	7853
3	4466	2504	1819	57	86	4348	416	110	4323	4245	71	271	1734	43.52	2009	13369
4	1635	1292	1296	22	25	1589	840	314	1588	1566	143	166	1241	30.35	133	5184
5	3590	1589	1916	51	34	3523	892	327	3505	3458	111	398	1863	37.53	1081	7503
6	3291	1594	1640	37	20	3175	665	164	3234	3187	117	51	1577	33.79	1147	7768
7	3144	1619	1463	23	39	3064	1154	455	3082	3014	171	1185	1375	31.44	1198	6238

<sup>1</sup>For renter-occupied dwelling units and vacant nonseasonal not dilapidated units, for rent.  
<sup>2</sup>For owner-occupied dwelling units and vacant nonseasonal not dilapidated units, for sale only.

## HOUSING—BLOCK STATISTICS

Table 3.—CHARACTERISTICS OF HOUSING FOR WARDS, BY BLOCKS: 1950

[Detailed statistics not shown for blocks containing fewer than 3 dwelling units, nor for dwelling units not allocated by blocks (designated by NR)]

Ward	Block	All dwelling units by occupancy and tenure				All dwelling units by condition and plumbing facilities			Occupied dwelling units			Contract monthly rent <sup>1</sup>		Value <sup>2</sup> of one-dwelling-unit structures		
		Total	Owner occupied	Renter occupied	Vacant non-seasonal not dilapidated, for rent or sale	Other vacant and non-resident	Number reporting	No private bath or dilap.	No running water or dilap.	Total	Persons per room		Number reporting	Average monthly rent (dollars)	Number reporting	Average value (dollars)
											Number reporting	1.51 or more				
1	PART IN BLOCK AREA A															
	79	14	4	10		14	7	6	14	14	1		10	35.40	3	6,233
	80	7	5	2		7	3	2	7	7			2		5	5,360
	81	6	3	2	1	6	2	2	6	5	1		2	34.36	2	6,380
	82	5	3	1	1	5	1	2	5	5	1		1	46.71	3	6,575
	83	2	1	1		2	1	1	2	2	1		1	48.33	1	7,305
	84	2	2	5		2	1	1	2	2	1		1	31.80	1	5,817
	85	1	1	4		1	1	3	1	1			5	38.75	7	3,900
	86	2				2			2							
	87	4	4			4	2		4	4					4	4,750
	88	1	1	4		1	1	1	1	1			4	31.25	1	7,333
	89	3	1	1		3	1		3	3	2		9	44.44	1	6,281
	90	1	1	6	1	1	7		1	1			9	37.57	9	6,466
	91	1	1	6		1	1		1	1			4	49.25	1	7,681
	93	2				2			2							
	97	2				2			2							
	130	3	2	9		3	2	1	3	3	1	1	8	15.75	2	3,828
	135	2				2			2							
	136	1	3	8		1	1	1	1	1			8	42.12	1	
	137	1	4	12		1	4		1	1			1	27.63	2	
	138	7	2	5		7			7				5	36.40	1	
	139	1	5	12		1	5		1	1	1		10	32.40	3	17,900
	140	3		3		3	1		3	3			2			
	141	2	1	1		2	2	3	2	2	1		1	37.70	9	3,700
	146	2				2			2							
	147	1	7	4		1	8		1	1			3	38.33	4	3,825
	148	1	4	9		1	1	3	1	1			3	20.62	3	2,166
	149	1	7	9		1	6		1	1			8	31.37	5	5,900
	150	4	1	3		4	2		4	4			3	49.33		
	151	2	1	1		2	1		2	2			3	42.50	8	4,875
	152	3	2	9		3	10		3	3	1	1	9	42.00	1	5,078
	153	1	3	7		1	8		1	1			6	21.50	1	
	154	1	10	5		1	10		1	1	1	1	5	26.40	9	3,900
	155	2	7	20		2	17		2	2			1	28.52	7	5,328
	156	8		8		8	7	6	8	8			7	8.00		
	177	2	14	14		2	21	14	2	2	4		1	18.54	10	4,150
	178	5	2	2		5	5		5	5	3		2	30.96	2	5,288
	179	3	1	1		3	3		3	3	1		1	37.15	8	6,562
	180	3	1	6		3	2		3	3			1	30.33	1	7,333
	181	2	2	8		2	2		2	2			6	30.50	1	5,960
	182	3	1	8	2	3	12		3	3			9	44.77	1	5,306
	183	2	1	1		2	6	1	2	2			10	27.00	7	5,657
	186	3	2	1		3	9	3	3	3			1	35.35	20	5,525
	187	1	10	1		1	6		1	1	3		1	42.53	7	4,328
	188	4	5	1		4	2	5	4	4			1	46.25	20	7,310
	189	1	1	6	1	1	8		1	1			6	43.00	9	6,777
	190	1	1	5		1	1		1	1			4	56.25	1	9,090
	191	1	1	6		1	3		1	1			5	42.00	1	6,981
	192	3	2	3		3	7	4	3	3			2	42.00	2	7,850
	193	1	1	1		1	1		1	1			1	13	1	8,545
	194	1	1	1	1	1	1		1	1			2	12	1	10,375
	195	5	3	1		5	4		5	5			1	48.58	3	8,069
	196	1	1	3		1	1		1	1			1	17	1	8,607
	197	2	2	5		2	5		2	2			5	42.80	20	8,150
	198	3	3	4		3	3	1	3	3	1		4	36.75	2	6,961
	199	1	1	5		1	1		1	1			4	48.75	9	6,777
	200	2	2	7		2	5	1	2	2			7	45.57	1	7,194
	202	2				2			2							
	205	1	1	3		1	4		1	1			2		1	6,020
	206	2	1	1		2	10	2	2	2			1	28.88	1	5,590
	207	1	7	5	1	1	5		1	1			9	27.60	5	7,200
	208	4	2	1	2	4	1		4	4	2		1	33.50	2	4,850
	209	2	1	10		2	5		2	2			1	37.00	1	5,500
	210	7	4	3		7	2		7	7			3	30.33	2	
	211	1	1	3		1	1		1	1			3	27.00	1	4,133
	238	3	2	1		3	2	10	3	3	3		1	23.06	1	4,323
	239	1	8	2		1	5		1	1			2	27.00	1	4,212
	241	1	8	7		1	1		1	1	1		4	53.25	6	5,000
	242	2	2			2	1		2	2					2	7,431
	243	2	2	4		2	6		2	2			3	49.00	2	7,214
	244	2	1	6	1	2	6		2	2			5	41.20	1	8,666
	245	3	3	3		3	1	1	3	3	1		2		3	8,166
	246	3	3	3		3	1	1	3	3			3	42.66	3	8,554
	247	1	1	1		1	1		1	1			1		1	8,352
	248	2	2	2		2	2		2	2	1		2		2	7,550
	249	2	2	1		2	2		2	2			1		1	7,925
	250	3	2	1		3	10	1	3	3	1		1	35.56	1	6,088
	251	1	8	3		1	5		1	1			3	21.66	5	4,420
	254	3	1	1		3	17		3	3			2	30.23	4	3,375
	255	4	7	4		4	2	8	4	4			3	33.67	3	7,000
	256	2	1	8		2	3		2	2			8	29.25	1	4,764
	301	3	2	9	1	3	1		3	3	1		10	44.00	1	6,156
	302	4	2	2		4	8		4	4			2	35.40	1	6,313
	303	4	2	1	1	4	12		4	4			1	21.41	2	5,085
	306	1	1	7		1	9		1	1			2	22.83	1	3,350
	307	2	7	7		2	9	7	2	2			6	27.71	1	4,880
	308	1	7	2		1	3	1	1	1			2		6	4,883

<sup>1</sup>For renter - occupied dwelling units and vacant nonseasonal not dilapidated units, for rent.<sup>2</sup>For owner - occupied dwelling units and vacant nonseasonal not dilapidated units, for sale only.

Table 3.—CHARACTERISTICS OF HOUSING FOR WARDS, BY BLOCKS: 1950—Con.

Ward	Block	All dwelling units by occupancy and tenure					All dwelling units by condition and plumbing facilities			Occupied dwelling units				Contract monthly rent <sup>1</sup>		Value <sup>2</sup> of one-dwelling-unit structures		
		Total	Owner occupied	Renter occupied	Vacant non-seasonal not dilap., for rent or sale	Other vacant and non-resident	Number reporting	No private bath or dilap.	No running water or dilap.	Total	Persons per room		Occupied by non-white	Number reporting	Average monthly rent (dollars)	Number reporting	Average value (dollars)	
											Number reporting	1.51 or more						
1	309	16	14	2					16	2								
	310	18	15	3				18	1				2	5 2.66	13	5 7.61		
	311	23	19	4				23	1				3	4 0.75	13	6 2.92		
	312	19	14	5				19	1				4	3 9.25	13	7 6.92		
	313	26	15	10		1		26	1				10	3 0.50	14	9 0.71		
	314	46	36	9		1		46	1				9	4 1.44	32	8 8.59		
	315	24	19	4		1		24	1				4	4 6.25	19	7 7.36		
	316	41	30	10		1		41	1				10	4 1.40	24	8 8.87		
	317	97	77	19		1		97	1				17	4 2.76	63	8 7.52		
	318	35	27	8				35	1				7	4 1.42	19	9 1.57		
	319	31	20	11				31	1				11	2 9.81	19	8 0.78		
	320	23	19	4				23	1				4	3 2.33	19	7 2.31		
	321	19	13	5		1		19	1				5	4 8.75	11	6 0.00		
	322	22	17	5				22	1				5	3 1.80	16	6 8.43		
	323	33	19	13		1		33	1				12	4 2.00	19	7 6.42		
	324	16	13	3				16	1				3	3 1.33	13	6 6.00		
	325	53	31	22				53	3				19	3 5.15	24	6 0.54		
	326	15	5	10				15	3				10	2 6.60	2			
	327	44	29	14		1		44	3				13	3 9.07	16	7 7.12		
	328	42	28	14				42	4				13	3 7.23	23	6 6.08		
	434	43	15	28				43	11	5			27	2 9.81	10	4 8.50		
	435	51	37	12		1	1	50	1	5			12	3 8.41	31	7 8.06		
	436	5	4	1				5	1				1	4	4	6 0.00		
	437	6	1	4			1	6	3				4	4 5.75				
	438	20	13	6			1	20	7				6	3 8.83	10	6 3.00		
	439	45	29	14		2		44	4				15	4 1.00	24	6 1.95		
	440	1						1										
	441	40	29	11				40	8				11	4 2.72	17	6 5.29		
	442	40	27	13				40	8				12	3 3.41	23	6 7.60		
	443	44	18	26				44	6				25	3 9.32	10	8 8.80		
	444	25	17	8				25	2				6	4 4.33	13	8 3.07		
	445	23	19	4				23	2				3	3 3.33	17	7 0.00		
	446	38	19	19				38	2				18	3 8.11	16	7 5.62		
	447	29	19	10				28	2				9	4 5.22	13	8 5.15		
	448	88	60	28			2	88	4				26	4 6.92	51	8 3.11		
	449	36	30	4			2	36	4				5	3 5.00	28	8 8.57		
	450	38	32	6				38	2				4	4 7.00	24	9 3.12		
	451	67	64	2		1		66	2				2		59	1 3.752		
	1	PART IN BLOCK AREA B																
		1	8	8				8			8					8	10 1.25	
		2	39	29	9		1	39	3	2	38	3		5	9	22	10 0.90	
		3	33	14	19			33	6	2	33	3	1	1	17	10	10 7.50	
		4	15	11	4			15	2		15	1		4	4	11	15 0.90	
		5	20	16	4			20	2		20	1		4	4	13	18 3.84	
		6	150	37	105	6	2	149	8		142	14		108	5	26	11 2.88	
		7	8	3	5			8	1		8	8		3	3	3	5 8.33	
		8	8	5	3			8	1		8	8	1	2	5	5	4 2.00	
		10	90	24	65	1		86	3	11	89	5		2	59	10	6 2.50	
		11	6	2	3		1	6	1		6	5		2	3	10	6 2.50	
		12	43	17	26			41	1	9	43	4	1	2	23	13	8 3.07	
13		57	16	39		2	55	2	11	55	5		3	35	7	6 2.14		
14		11	6	5			11	1	4	11	10		5	3	3	4 0.00		
503		50	34	16			50	5		50	5		15	5	27	9 9.51		
504		54	44	10			53	4		54	4		10	4	41	9 3.63		
505		24	20	4			24	2		24	2	1	4	4	17	10 0.58		
507		43	31	11		1	43	3		42	4		11	11	29	9 2.03		
2		86	108	25	81		2	82	16	1	106	100	5	34	74	17	6 9.00	
		87	21	5	16			20	19	7	21	21	2	21	14	14	3 7.50	
	88	52	22	30			46	3		52	52		24	24	24	4 6.04		
	89	66	29	37			65	3	13	66	66		34	34	24	6 3.50		
	90	31	11	17		1	22	10		28	28	1	17	10	10	6 3.50		
	91	22	8	13		2	22	2		21	21		13	4	4	5 2.50		
	92	26	13	11		2	26	2		24	24		10	7	7	14 5.00		
	93	34	19	14			34	10		33	33		11	11	12	6 5.50		
	94	32	25	7			30	1		32	32		6	20	20	7 2.40		
	96	32	13	18		1	31	3		31	31		18	7	7	10 5.71		
	97	44	23	21			42	11	2	44	44	1	1	20	18	14 2.22		
	98	37	26	11			37	1		37	37		11	20	20	6 5.65		
	99	39	23	16			37	1		39	36		15	18	18	6 3.72		
	100	13	9	4			13	2		13	13		4	9	9	6 4.77		
	101	17	8	8		1	17	5	5	16	16	1	8	7	7	7 9.28		
	102	44	23	20		1	44	4	9	43	43		35	2	2	7 9.52		
	103	41	6	34		1	40	1		40	38		3	4	4	12 2.50		
	104	40	5	32		3	40	1		37	37		9	7	7	7 9.28		
	105	17	8	9			17	3	2	17	17		3	9	9	7 9.28		
	106	14	11	2		1	14	2		13	13		3	7	7	8 6.11		
107	16	11	5			16	1		16	16		5	9	9	9 0.55			
108	11	6	5			11	1		11	10		5	5	5	9 2.00			
109	17	12	4		1	16	1		16	12		3	18	18	1 2 6.25			
110	4	3	1		1	4	1		4	4		1	3	3	2 1 0.00			
111	12	9	3			12	1		12	10		3	8	8	2 1 1.87			
112	9	7	1		1	8	1		8	6		1	5	5	1 5 2.00			
113	20	12	8			20	3		20	20		8	6	6	1 1 1.66			

<sup>1</sup>For renter - occupied dwelling units and vacant nonseasonal not dilapidated units, for rent.  
<sup>2</sup>For owner - occupied dwelling units and vacant nonseasonal not dilapidated units, for sale only.

## HOUSING—BLOCK STATISTICS

Table 3.—CHARACTERISTICS OF HOUSING FOR WARDS, BY BLOCKS: 1950—Con.

Ward	Block	All dwelling units by occupancy and tenure					All dwelling units by condition and plumbing facilities			Occupied dwelling units			Contract monthly rent <sup>1</sup>		Value <sup>2</sup> of one-dwelling-unit structures	
		Total	Owner occupied	Renter occupied	Vacant non-seasonal not dilapidated, for rent or sale	Other vacant and non-resident	Number reporting	No private bath or dilap.	No running water or dilap.	Total	Persons per room		Number reporting	Average monthly rent (dollars)	Number reporting	Average value (dollars)
											Number reporting	1.51 or more				
2	114	15	13	2		15			15	15						9400
	115	17	12	4		17			16	16						7900
	116	10	9	1		10		4	10	10						7875
	117	27	19	8		26			27	27						16352
	118	10	6	3	1	10	1	1	9	7	1					18250
	119	21	15	6		21			21	21						10371
	120	71	48	23		70	26	18	71	70	2	6	20	43	2575	7459
	121	27	20	6		25	16	13	26	25	1		20	25	2256	4852
	122	16	12	4		16	9		16	16			4	16	1375	5900
	123	12	6	5		12	6	3	11	10			3	20.66	6	5083
	124	42	33	6		41	8	5	38	38	1		6	38.83	29	11275
	125	104	86	9	1	101			95	92	1	2	7	65.71	78	9956
	126	14	11	3		14			14	14			3	48.66	10	8210
	127	14	13	1		14			14	13			1		13	10407
	128	18	17	1		18			18	18			1		17	11176
	129	4	4			4			4	4					4	9525
	131	17	10	6		17		1	16	16			6	5833	9	9666
	132	11	10	1		11			11	11			1		10	9600
	133	14	11	3		14			14	14			3	5500	8	8937
	134	11	8	3		11			11	11			3	4333	8	8568
	135	17	12	5		17	1		17	17	1		5	47.40	9	7888
	136	1				1			1	1					7	6357
	137	8	8			8	1		8	8	1				11	8363
	138	18	14	4		18			18	18			3	31.66	9	8277
	139	19	13	6		19	2	1	19	19			6	47.16	5	6660
	140	14	7	7		14	3		14	14			5	39.50	12	6416
	141	18	13	5		18	8		18	18			5	41.80	4	6450
	142	10	8	2		10			10	10			2		4	
	143	3	2	1		3	1		3	3			1		7	7045
	144	21	12	8		20	1		20	19				31.57	11	5500
	145	13	8	5		13	3		13	13	1		5	45.40	6	5720
	146	14	7	7		14			14	14		1	6	33.66	5	4750
	147	21	6	15		21	7	2	21	21	1		15	26.06	4	5800
	148	22	12	10		22	7	2	22	22	2		10	41.40	9	5687
	149	20	10	10		19	2		20	20			10	42.10	6	6000
	150	16	8	8		15	5		16	15	1		7	32.71	6	4833
	151	10	4	6		10	3	2	10	10			4	36.25	3	5000
	152	10	4	4		9	1	1	10	9	1	1	5	26.75	3	4444
	154	24	11	11	2	24	13	5	22	22	1	5	11	23.27	12	3975
	155	28	18	10		28	16	6	28	28	6		9	34.00	12	3625
	156	35	16	18	1	35	26	5	34	34	2	6	19	28.57	12	5000
	158	57	34	21		57	35	4	55	54	5	21	20	31.85	30	5000
	159	29	12	17		29	19		29	29			17	25.76	6	5666
	240	79	26	52	1	77	37		78	78	1	2	53	28.35	15	5206
	241	124	56	67		121	37	14	122	122	3	14	64	26.75	39	51200
	242	27	15	12		27	13		27	27			10	25.80	11	4454
	243	30	16	14		29	11	5	30	30	1		14	32.28	8	4150
	244	42	18	24		42	19	3	42	42	2		23	27.13	12	5291
	245	36	18	15		36	16	5	33	32	2		15	27.66	11	5227
	246	71	31	37	3	71	23	7	68	67	4		5	28.45	20	5515
	247	40	24	15		40	17	3	39	38			12	31.83	15	5400
	248	42	16	24	1	41	12	1	40	40	3		24	20.04	8	5250
	249	19	9	9		19	9		18	17			9	29.55	7	4528
	250	35	16	18		35	15	5	34	34			18	23.38	10	6080
	251	37	16	21		37	24	10	37	37	2		20	29.60	10	5250
	252	35	20	15		35	9		35	33			13	25.07	13	4723
	253	37	11	25		37	20		36	36	1		26	31.00	8	5312
	254	46	19	24	1	46	17	1	43	43			26	36.76	12	4566
	255	78	41	37		78	29	1	78	78	1		35	26.68	31	4274
	256	51	29	21	1	51	11	1	50	50		2	21	33.19	21	6380
	257	13	4	9		13			13	13			8	40.62	4	9250
	258	13	6	7		12			13	13			6	45.00	5	8200
	259	17	13	4		17	6	1	17	17			4	38.00	9	8444
	260	50	30	20		50	15		50	50	1		20	43.75	23	6469
	261	18	6	12		18			18	18			11	30.27	4	8250
	262	10	9	1		10	1		10	10			1		8	7937
	263	13	8	3	1	13	2	1	11	11			4	33.00	5	7800
	264	7	6	1		7	1		7	7			1		6	5500
	265	29	22	7		29	11	6	29	29		1	7	28.42	17	6100
	266	13	12	1		13	1		13	13	1		1		11	6454
	269	9	6	3		8	7	7	9	9	3		3	18.66	5	3040
	270	11	9	2		11	3	2	11	11	1		2		8	6937
	271	2				2			2	2						
	272	19	18	1		19	1	1	19	18	2		1		18	8694
	273	8	5	3		8	2		8	8			2		5	6940
	274	2				2			2	2						
	275	17	15	2		16	3		17	17			2		15	7566
	276	26	20	6		25	7	1	26	26	1		3	32.66	17	7976
	277	18	15	3		17	2		18	18			3	31.00	13	7346
	279	21	18	3		21	8	2	21	21			3	27.33	14	7500
	280	12	12			11	1		12	12					9	7288
	281	10	10			10			10	10					10	9110
	282	21	17	3	1	21	1		20	20			3	50.00	17	8264
	283	19	15	4		19			19	19			3	42.00	15	9346
	284	32	28	4		32	2	1	32	32			4	48.75	27	7944
	285	37	32	5		37	5		37	37			4	45.75	28	8142
	286	10	9	1		10			10	10			1		9	7777

<sup>1</sup>For renter-occupied dwelling units and vacant nonseasonal not dilapidated units, for rent.  
<sup>2</sup>For owner-occupied dwelling units and vacant nonseasonal not dilapidated units, for sale only.

Table 3.—CHARACTERISTICS OF HOUSING FOR WARDS, BY BLOCKS: 1950—Con.

Ward	Block	All dwelling units by occupancy and tenure					All dwelling units by condition and plumbing facilities			Occupied dwelling units				Contract monthly rent <sup>1</sup>		Value <sup>2</sup> of one-dwelling-unit structures	
		Total	Owner occupied	Renter occupied	Vacant non-seasonal not dilap., for rent or sale	Other vacant and non-resident	Number reporting	No private bath or dilap.	No running water or dilap.	Total	Persons per room		Occupied by non-white	Number reporting	Average monthly rent (dollars)	Number reporting	Average value (dollars)
											Number reporting	1.51 or more					
2	287	20	15	5					20	20	2		4	48.25	13	10,207	
	17	15				1			17	17			2		15	8,400	
	288	42	37	5			5	4	42	42	1		4	51.25	34	9,444	
	289	5	5						5	5					5	9,200	
	290	17	17						17	17					17	8,911	
	291	3	3						3	3	1				3	6,166	
	292	15	11	4					15	15	1		4	27.00	11	7,227	
	293	13	10	3					13	13			3	63.33	10	6,950	
	294	12	11	1					12	12	1		1		11	9,045	
	295	15	13	2					15	14			2		12	7,708	
	296	19	15	4					19	19		1	4	56.25	14	7,064	
	297	10	8	2					10	10			2		7	7,571	
	298	19	16	3					19	19			3	51.66	15	8,400	
	299	16	15	1					16	16			1		15	7,866	
	300	23	17	6					23	23	1		6	36.50	15	11,633	
	301	99	85	14					99	95	2		9	61.88	84	9,675	
	302	34	28	6	3				34	28	3	1	4	25.1	30	7,900	
	303	12	8	4	1	1			12	12			4	28.75	7	8,571	
	304	15	13	2					15	14			2		13	9,769	
	305	30	21	9					30	29	1		7	31.28	19	7,631	
	306	22	11	11					22	22			11	34.81	9	6,888	
	307	38	26	12					38	37		1	11	40.27	20	7,250	
	308	47	25	22		1			47	47	2		21	34.95	17	6,464	
	309	28	23	5					28	27			4	53.25	23	7,204	
	310	27	22	5					27	27			5	53.00	21	8,023	
	311	68	32	34		2			68	66			3	35.65	25	7,260	
	312	62	32	30		2			62	57		1	25	38.64	16	6,500	
	313	65	39	26		1			65	62		4	23	28.34	30	5,570	
	314	1							1	1							
	315	32	25	7					32	30			7	42.00	24	9,645	
	480	19	17	2					19	18					17	9,294	
	481	21	21			1			21	20					21	9,809	
	482	16	13	3					16	15			2		12	9,708	
	483	16	15	1					16	14			1		15	8,826	
	484	15	13	2					15	11			1		10	9,370	
	485	77	46	31					77	77	1	14	30	49.96	35	8,462	
	3	1	53	47	6				53	53	1		4	64.50	44	18,068	
		2	31	25	6				31	27			1		25	23,780	
		3	10	8	2		1			9			1		8	33,875	
		4	15	13	2					14	14			1		13	20,615
		5	16	14	2					15	15	1		1		14	23,071
		6	25	22	3					25	25			3	66.66	22	16,272
		7	48	44	4					47	47			2		41	15,073
		8	27	24	3					27	25			2		23	21,434
		9	18	17	1					17	17					17	18,735
		10	86	80	6					86	80			1		77	21,428
		11	11	11						11	11					10	20,200
		12	1							1	1					9	20,111
13		10	9	1		1			10	9					19	19,842	
14		21	20	1					21	20			1		15	20,933	
15		16	15	1					15	14					14	23,283	
16		15	14	1					15	14			1		17	16,647	
17		19	18	1					19	19			1		11	13,272	
18		18	12	6					18	17			4	42.50	11	13,272	
19		23	17	6					23	22			6	48.00	15	11,986	
20		11	10	1					10	9					8	18,437	
21		16	16						16	16					15	18,266	
22		9	9						9	9					9	19,111	
23		10	9	1					10	9					21	20,428	
24		24	22	2					24	22					26	12,550	
25		39	30	9					39	39			9	44.33	31	15,177	
26		46	36	10					46	46			9	43.11	9	14,277	
27		12	10	2					12	12					14	33,857	
28		14	14						14	14					10	28,700	
29		11	10	1					11	11					9	28,888	
30		11	10	1					11	11					7	20,785	
31		9	8	1					9	8					19	18,000	
32		24	21	3					24	23					5	10,000	
33		5	5						5	4					5	10,000	
34		32	18	14					32	29			10	95.90	17	19,000	
35		8	8						8	8					8	17,187	
36		8	8						8	9					8	22,000	
37		10	9	1					10	9					22	16,113	
38		23	23						23	23					5	32,600	
39		7	6	1					7	7			1		19	14,042	
40		22	21	1					22	21					1	14,042	
41		16	15	1					16	15					14	14,714	
42		17	17						17	17					17	15,733	
43		13	13						13	13					12	15,791	
44		11	9	2					11	10					8	11,125	
45		28	2	26					28	15			1	112.00	10	12,150	
46		11	10	1		12			11	9			1		9	24,022	
47		9	9						9	8					11	19,727	
48		14	12	2					14	14			1		11	11,771	
49		31	20	11					31	31			1	48.90	14	11,771	

<sup>1</sup>For renter - occupied dwelling units and vacant nonseasonal not dilapidated units, for rent.  
<sup>2</sup>For owner - occupied dwelling units and vacant nonseasonal not dilapidated units, for sale only.

HOUSING—BLOCK STATISTICS

Table 3.—CHARACTERISTICS OF HOUSING FOR WARDS, BY BLOCKS: 1950—Con.

Ward	Block	All dwelling units by occupancy and tenure					All dwelling units by condition and plumbing facilities			Occupied dwelling units			Contract monthly rent <sup>1</sup>		Value <sup>2</sup> of one-dwelling-unit structures			
		Total	Owner occupied	Renter occupied	Vacant non-seasonal not dilap., for rent or sale	Other vacant and non-resident	Number reporting	No private bath or dilap.	No running water or dilap.	Total	Persons per room		Number reporting	Average monthly rent (dollars)	Number reporting	Average value (dollars)		
											Number reporting	1.51 or more					Occupied by non-white	
3	51	56	38	14		4	56	6	4	52	51	2	3	11	54.09	36	10277	
	52	11	4	7			10	9	1	11	10		1	5	26.60	4	6175	
	53	9	8	1			9	2		9	9			1		6	4116	
	54	11	11				11			11	18					11	8045	
	55	19	15	3		1	19	1		18	10					15	10400	
	56	25	13	12			25	6		25	31	1		3	34.00	11	6727	
	57	33	21	11		1	33	4	1	32	31			12	40.66	13	13038	
	58	13	9	4			13	4		13	4			11	41.36	9	17500	
	59	4					4			4	4			3	53.75			
	60	18	15	2	1		16	1	1	17	16			3	32.00	14	11750	
	61	12	9	3			12			12	12			2		8	13562	
	62	13	10	1		2	13			11	9			3		10	11750	
	63	7	3	4			7			7	6			3	46.00	3	13666	
	64	21	18	2		1	21	1		20	20			1		18	12083	
	65	12	11	1			12			12	10			1		10	12450	
	66	137	100	5		32	136	1	1	105	104			4	63.75	99	9487	
	67	3	3				3			3	3					3	11000	
	68	29	27	2			29			29	27			2		26	12988	
	69	16	15	1			16			16	16					14	12785	
	70	16	11	5			16			16	16			4	71.50	10	11800	
	71	22	17	5			20			22	21			5	42.60	15	9760	
	72	17	10	7			17			17	17			5	45.00	8	16312	
	73	24	19	5			24			24	24			5	44.80	18	13000	
	74	14	13	1			14			14	14			1		13	14153	
	75	11	8	3			11			11	11			3	40.66	8	10187	
	76	49	26	23	2		48			47	46		1	2	68.82	9	12500	
	77	37	17	19	1		37			36	35		1	2	64.90	4	11475	
	78	21	19	2			21			21	20			2		18	9955	
	79	43	33	10			43			43	43			2	56.88	28	13071	
	100	33	15	18			32	2		33	32			1	55.41	12	14333	
	101	3	3				3			3	3					3	10000	
	102	23	16	7		2	23	1		23	23			6	39.16	13	10038	
	103	25	19	3	12	2	25	1	1	24	23			2		7	10714	
	104	14	13	1			14			14	14			4		12	11523	
	105	15	13	2			15			14	14			4	47.50	4	11000	
	106	13	7	6			13			14	14		1	4	17.00	8	8312	
	107	41	23	18		1	41			41	41			18	38.77	17	3352	
	108	24	18	6		4	24	2	2	23	23			8	37.37	24	9345	
	109	39	17	22			39			37	37			18	49.88	8	12875	
	110	33	10	23			33			33	30			1	45.64	6	14833	
	111	51	16	33	2		51	2		49	48			3	50.87	8	12625	
	112	51	27	20	3	1	51	4		47	47		1	3	42.65	21	8761	
	113	24	18	6			24			24	24			7	40.66	16	8587	
	114	27	19	8			27			27	27			1	42.71	17	9176	
	115	31	19	12			31			31	31			1	39.90	15	10600	
	116	16	7	9			16			16	16			8	39.37	5	11000	
	117	32	18	14			32			32	32			14	59.50	12	11666	
	118	68	42	26			68	1		68	68			2	42.12	34	10344	
	119	19	15	4			19			19	19			4	50.00	14	9214	
	120	27	10	17			27	1	1	27	27			17	50.70	10	9500	
	121	27	13	14			27			27	27			13	39.38	10	9150	
	122	23	16	7			23			23	23			7	33.28	14	9214	
	123	29	16	13			29	2		29	29			12	41.66	12	9166	
	124	21	6	14			21			20	20		1	12	52.28	4	11500	
	125	31	9	22			30			31	31			2	57.81	6	11916	
	126	49	22	25		2	49			47	47			2	46.87	14	14428	
	127	21	15	6			21			21	21			6	45.83	12	12791	
	128	58	21	35	2		56	5		55	56			3	45.65	11	13727	
	129	76	39	36	1		76	6		75	71		1	4	50.41	31	12483	
	174	29	19	10			29			29	29			10	48.60	15	9900	
	175	22	13	9			22	1	1	22	22			4	37.00	14	10357	
	176	25	19	6			25			25	25			6	31.33	17	10000	
	177	33	23	10			33	2		33	32			10	42.50	19	9431	
	178	39	18	21		1	38			38	38			14	35.85	17	9970	
	179	24	12	12			24			24	24			10	33.90	10	10300	
	180	31	13	18			31			31	31			18	39.77	8	11812	
	181	32	18	14			32			32	32			13	41.00	10	11050	
	182	23	13	10		1	23			22	22			12	35.41	4	13250	
	183	48	19	29			47	3		48	47			2	44.57	12	11500	
	220	45	14	31			40	8		45	45			2	50.55	6	11333	
	221	14	5	9			11	2		14	13			8	53.75	2		
	222	82	25	56	1		81	4	1	81	81			5	45.03	9	10500	
	223	34	13	20	1		33	12		33	30		2	18	41.83	7	9357	
	224	45	14	31			44	1		45	44		3	2	42.48	8	9125	
	225	19	5	13		1	18	1		18	18			13	52.69	3	14000	
	226	70	21	47		2	67	3	1	66	67			4	48.34	10	11900	
	227	81	19	62			81	5		81	81			1	40.18	4	13750	
	228	31	15	16			31			31	31			15	43.60	9	15888	
	229	58	14	44			41	4		58	56			4	41.02	5	11300	
	232	69	23	44		2	65	14		67	65			3	36.42	5	12200	
	233	43	19	23		1	43	16		44	42			4	37.73	15	7100	
	234	35	15	19		1	34	8	1	34	32			15	38.53	13	6115	
	235	39	17	22		1	38	2		39	38			6	28.72	14	7528	
	236	30	9	20			30	2		29	29			11	28.00	5	8900	
	237	21	14	7														

Table 3.—CHARACTERISTICS OF HOUSING FOR WARDS, BY BLOCKS: 1950—Con.

Ward	Block	All dwelling units by occupancy and tenure					All dwelling units by condition and plumbing facilities			Occupied dwelling units			Contract monthly rent <sup>1</sup>		Value <sup>2</sup> of one-dwelling-unit structures		
		Total	Owner occupied	Renter occupied	Vacant non-seasonal not dilap., for rent or sale	Other vacant and non-resident	Number reporting	No private bath or dilap.	No running water or dilap.	Total	Persons per room		Number reporting	Average monthly rent (dollars)	Number reporting	Average value (dollars)	
											Number reporting	1.51 or more					Occupied by non-white
3	2558	19	13	6		18	17	7	19	18	3	17	5	12.60	11	2,018	
	2559	10	9	1		9	3	1	10	9		10	1	8	6	3,062	
	2560	19	11	3		8	2	1	9	9		9	2	3.33	7	3,483	
	2611	45	6	33		1	13		44	44	4	13	32	27.62	21	6,071	
	2622	60	28	30		2	20	4	58	56	3	35	28	28.82	22	4,814	
	2633	98	40	58			15	5	98	95	3	44	53	26.67	12	4,727	
	2644	45	15	30			16	1	45	43		10	28	36.67	2	5,166	
	2655	16	3	13			26	3	16	16	1		13	40.76	2		
	2666	26	5	20			26	3	25	24			18	47.61	2		
	2677	44	4	37	1	1	44	12	41	40	1		39	39.89			
	2688	40	16	23	1		40	5	39	39		1	23	45.73	13	8,846	
	2699	39	13	24		2	37	20	11	37	35	5	14	27.66	4	4,325	
	2700	26	14	12			25	2	26	25			11	22.63	8	8,375	
	2911	26	9	17			26	2	26	26	1		17	42.47	2		
	2922	5		5			5	5	5	5			5	20.60			
	2933	7	4	3			5	4	3	7	5	2	4	2	1		
	2944	3	1	2			3	3	3	3			2	2			
	2955	5		5			5	5	5	5			5	5			
	2966	11		11			11	6	11	11			10	40.00			
	2977	4	1	3			4	4	3	4	4	3	3	41.33			
	3377	34	6	28			33	6	2	34	33		26	37.34	5	6,500	
	3388	53	11	41		1	53	6	1	52	52	1	38	36.47	3	8,166	
	3399	17	7	10			16	1	1	17	17		26	32.50	3	7,100	
	3400	42	16	26			40	30	8	42	40	3	26	33.23	8	5,625	
	3411	66	19	47			63	20	2	66	64	1	46	32.39	7	8,714	
	PART IN BLOCK AREA A																
	4	3311	19	2	17		19	18	17	19	19	2	17	16	14.25	2	
		3322	24	3	21		24	18	10	24	24	3	23	19	21.00		
3333		40	5	35		39	14		40	40			33	29.84	2		
4077		46	16	28		44	11		44	44	1		26	36.00	4	7,800	
4088		52	8	44		52	18	4	52	52			44	32.13	3	9,000	
4099		23	8	14		21	7	1	22	21	2		13	37.46			
4100		23	2	11	1	13	5		13	13			11	36.27			
4111		13		11		13	5		13	13			11	34.22	1	9,000	
4112		55	13	37		55	16	1	50	50	1		36	30.05	7	8,333	
4113		27	8	18		26	4	1	26	26	2		18	30.24	3		
4114		60	4	54	2	59	38	2	58	58	8		54	30.24	1		
4155		6		6		6			6	6			5	20.00			
4177		1															
4188		2															
4199		1															
4200		1															
4211		6	1	5		6	1		6	6			5	31.60			
4222		41		40		40	32		40	39	10		33	33.81			
4233		76	12	60	2	72	51	13	72	70	5	2	59	33.81	3	6,333	
4244		35	10	25		35	18		35	35	5	8	24	28.89	4	5,000	
4255		39	3	36		38	18	14	39	38	3	19	31	21.33			
4266		21	3	15	2	19	14	9	18	18	1		17	20.41	1		
4277		16		14		16	14	7	14	14	1		13	23.30			
4288				5		6	2		6	6			5	14.00	1		
4299		7	1	5		7	6	2	7	6			15	24.80	5	4,700	
4300		22		14	1	22	15	9	21	20			14	17.50	10	2,670	
4311		22	11	15		25	23	21	26	24		19	14	24.80	7	2,857	
4322		30	10	20		28	17	7	30	28			18	17.27	5	4,400	
4333	30	7	18		25	20	13	25	25	8		18	17.27	5	4,400		
4333	34	13	19		34	31	21	32	32	5		18	15.72	10	3,250		
PART IN BLOCK AREA B																	
4	1515	25	6	17	2	25	5	1	23	22	2	3	17	48.47	2		
	1616	52	24	27		50	36	23	51	51	13	2	25	28.44	9	2,611	
	1717	19	5	18		18	15	10	19	19	3		17	25.58			
	1818	37	18	29	2	37	26	11	34	34	1		29	28.96			
	1919	40	16	23	2	37	15	11	39	39	7	2	24	40.33	10	4,090	
	2020	53	1	52	1	51	33	31	53	52	14	12	50	28.98	1		
	2121	6		6		6	3	1	6	6			6	28.33			
	2222	40		39	1	38	19	1	39	37	3		38	31.57			
	2323	32		30	1	32	20	2	30	30		1	28	33.28			
	2424	44	3	39	2	43	32	6	42	41	9		36	34.27			
	2626	89	6	80	3	88	25	10	86	86	1	1	78	32.01	3	9,333	
	2727	24		19		24	15		24	24	2		18	27.66	2		
	2828	21	6	15		21	4		21	21			15	24.80			
	6262	67	12	54	1	67	37	5	66	66	4	3	53	32.86	4	6,625	
	6363	36	15	30		35	18	4	35	35	3		30	27.56			
	6464	19		16		19	19		19	19			16	41.18	2	4,275	
	6565	24	3	19		24	15	3	24	24			19	24.00	4		
	6666	23		22		23	7		22	22	1		23	35.00			
	6767	33	4	29	1	31	19	10	33	32	4	6	25	29.00	1		
	6969	12	2	10		11	4		12	11	1	2	9	57.11			
	7070	26	6	20		26	15	1	26	26	1		19	40.15	2		
	7171	6		5		6			6	6			4	24.20			
	7272	49	3	45		48	19	13	48	46	2	1	43	31.62			
	7474	12		12		12	2		12	11			11	46.18			
	8080	21	3	17		20	3	3	20	19			14	37.00	1		
	8181	18		16	1	17	7		17	17	1		15	39.73			
	8383	3		3		3	3		3	3			1	1			
	8484	3		3		3	1		3	3			1	1			
8585	10	3	7		10	3	3	10	10	1		7	44.28	3	4,166		

<sup>1</sup>For renter-occupied dwelling units and vacant nonseasonal not dilapidated units, for rent.  
<sup>2</sup>For owner-occupied dwelling units and vacant nonseasonal not dilapidated units, for sale only.

HOUSING—BLOCK STATISTICS

Table 3.—CHARACTERISTICS OF HOUSING FOR WARDS, BY BLOCKS: 1950—Con.

Ward	Block	All dwelling units by occupancy and tenure					All dwelling units by condition and plumbing facilities			Occupied dwelling units			Contract monthly rent <sup>1</sup>		Value <sup>2</sup> of one-dwelling-unit structures				
		Total	Owner occupied	Renter occupied	Vacant non-seasonal not dilap., for rent or sale	Other vacant and non-resident	Number reporting	No private bath or dilap.	No running water or dilap.	Total	Persons per room		Number reporting	Average monthly rent (dollars)	Number reporting	Average value (dollars)			
											Number reporting	1.51 or more					Occupied by non-white		
4	157	43	21	21		1			42	34	17	42	41	3	31	21	24.57	16	3,075
5	76	7	1	6					7	6	6	7	7	3		6	42.50		
	160	50	22	26		2			50	2	2	48	48	3		26	31.50	16	5,412
	162	33	14	18	1				32	13	2	32	32	3		17	31.77	10	4,320
	163	26	6	18	1	1			24	8	1	24	24	2		17	31.35	2	
	165	28	3	3	1	1			24	19		27	27	6	2	23	32.08	2	
	166	73	12	58	1	2			72	46	4	70	70	1	1	58	37.31	3	9,500
	167	32	4	2	2	2			32	18	2	30	30	5	1	27	35.86	1	
	168	31	2	27	1	2			31	15	6	29	29	5		27	31.85	3	
	227	159	51	101	5	1			159	68	19	152	152	8	83	101	31.25	24	4,445
	228	122	35	86	1	3			121	37	2	121	121	5	3	86	46.36	14	7,928
	229	63	7	53	3				63	15		60	60	2		53	40.00	1	
	230	44	4	4		1			43	3	3	43	42	3	1	33	43.24	3	1,100
	231	62	7	53	2				61	6	1	60	59	3	3	51	39.94	2	
	232	18	4	14					18	18		18	18			14	37.50	2	
	233	99	22	75	2	2			99	32	1	97	97	2	1	75	42.85	9	5,944
	234	44	13	29	2	2			42	8	1	42	41			28	30.14	2	
	235	17	5	12					16	4		17	17			12	39.58	4	5,500
	236	54	20	33	1				54	11		53	53	1	6	33	27.90	11	4,536
	237	42	11	30	1				40	23	7	41	41	4	6	29	21.96	8	3,937
	238	53	20	32	1				53	12		52	52	1		31	32.87	13	5,653
	239	58	24	33	1				56	15	1	57	55	2		31	37.58	13	4,776
	303	14	11	3					14	11		14	14			11	41.63	11	4,163
	316	65	28	36	1				65	35	25	64	63	6	10	37	28.10	17	4,352
	317	58	25	33					58	32	26	58	58	3	23	33	30.45	16	4,187
	318	43	20	22		1			43	5	1	42	40			21	34.09	15	3,665
	319	47	10	36		2			46	3		45	45	1		35	33.40	8	9,375
	320	43	18	22	1	2			43	12		40	40	1		22	32.09	8	5,625
	321	53	34	34					53	21		53	53	1	3	33	40.72	14	6,321
	322	21	19	15					21	4	18	21	21	3		15	37.00	2	
	323	44	10	34					44	14	3	44	44			34	38.61	3	10,333
	324	40	7	31	2				39	2	1	38	38			26	39.09	1	
	325	37	10	25		1			34	5		33	35		1	22	40.92	4	10,500
	326	38	10	27		1			36	5		37	37		1	25	32.92	4	7,125
	327	47	11	33	3				44	12	1	44	44			34	41.02	2	
	328	69	11	55	6				66	6		63	63	1		59	39.10	3	9,000
	330	28	12	15					28	8		28	28			14	42.78	9	10,355
	331	30	15	15					29	1	1	29	29			15	49.60	9	9,042
	423	27	12	15					26	1		27	27		1	15	40.93	9	8,111
	424	26	16	10					26			26	26			10	46.10	16	11,062
	425	23	15	8					23	2		23	23			8	46.00	11	11,227
	426	28	20	8					28	2		28	28			8	55.00	18	12,416
	427	19	10	9					19			19	19			5	42.12	10	12,800
	428	21	15	6					21	1		21	21			8	42.00	12	11,833
	429	35	19	15		1			34	3		34	34			15	48.06	16	9,625
	430	48	19	28	1				47	3		47	47	1		27	43.81	8	10,875
	431	29	15	13		2			28	2		28	27			14	47.64	7	10,428
	432	45	15	28					44	3		43	42	2	1	26	41.53	6	9,250
	433	38	16	21	1				38	3		37	37			20	50.90	8	7,275
	434	28	11	17					28	3		28	28			16	42.50	5	12,600
	435	40	18	21	1				40	1		39	39			22	50.00	14	10,571
436	49	19	30					49	1		49	49			28	44.96	10	12,290	
437	33	24	8		1			33	1	1	32	32			8	37.25	17	10,882	
438	33	24	9					33	2		33	33			9	53.66	16	11,968	
439	19	14	5					19	5		19	18			5	48.40	11	10,954	
440	20	14	6					20	2		20	20			6	41.66	10	12,200	
441	22	12	7					22	2		22	22			7	60.85	13	10,000	
442	24	12	12					23	3		24	23			12	55.25	5	8,740	
443	49	34	14		1			48	7	5	48	48	1		11	38.27	32	9,468	
444	17	17						16			17	16						16	7,531
445	17	15	2					12	1	1	17	13	1		3		11	8,636	
446	21	15	6					17			21	17			1	50.33	12	9,500	
447	8	7	1					7			8	7			1		5	6,900	
448	17	15	2					13	9	6	17	14	2		1		9	4,222	
449	17	12	4					15	13	7	16	16	4		4	25.00	10	4,200	
450	5	5						5			5	5					5	7,900	
451	2																		
452	15	11	4					12			15	12			2		10	8,400	
453	20	12	7	1				19			19	18			6	30.50	11	8,500	
454	12	10						12	3		12	12			2		10	7,560	
455	27	24	3					26	5	2	27	26			3	38.66	19	8,342	
456	18	13	5					17	5	2	18	18	1		4	49.25	7	7,071	
457	7	5	2					6	6	2	7	7			2		4	3,700	
458	4	2	2					4	4	3	4	4			3		1		
459	8	5	3		1			6	6	3	7	7	2		6		5	2,700	
460	14	5	7		2			13	11	7	12	12	1		6	14.66	3	4,666	
461	12	11	1					12	1		12	12		11	8		9	7,233	
462	13	7	6					13	1		13	13			6	30.50	7	6,742	
463	6	6						6	6		6	6					6	6,916	
464	36	21	14	1				36	3	1	35	35		4	13	43.76	13	7,846	
465	27	17	10					27	2		27	27			3	39.60	14	7,507	
466	32	22	9		1			32	3	2	31	31	3	10	9	44.11	17	7,076	
467	29	22	7																



Table 3.—CHARACTERISTICS OF HOUSING FOR WARDS, BY BLOCKS: 1950—Con.

Ward	Block	All dwelling units by occupancy and tenure					All dwelling units by condition and plumbing facilities			Occupied dwelling units			Contract monthly rent <sup>1</sup>		Value <sup>2</sup> of one-dwelling-unit structures			
		Total	Owner occupied	Renter occupied	Vacant non-seasonal not dilap., for rent or sale	Other vacant and non-resident	Number reporting	No private bath or dilap.	No running water or dilap.	Total	Persons per room	Occupied by non-white	Number reporting	Average monthly rent (dollars)	Number reporting	Average value (dollars)		
5	468.	45	19	23	1	2	45	7	3	42	42		23	38.65	11	8,000.0		
	469.	41	21	20			41			41	41		19	43.15	14	7,350.0		
	470.	41	21	19	1		41	3		40	40		20	46.70	11	10,000.0		
	471.	34	22	11		1	34	8		33	32		11	36.72	19	6,368.8		
	472.	38	20	17	1		38			37	36		18	36.11	12	6,083.3		
	473.	26	17	9			26	1	1	26	26	2	8	34.12	12	6,533.3		
	474.	48	15	33			47	14	4	48	47	1	28	34.17	6	7,050.0		
	475.	25	11	14			25	1		25	25		14	38.28	3	9,333.3		
	476.	29	23	5			29	29	21	28	27	2	5	15.20	19	2,931.1		
	477.	28	14	13		1	28	7	2	27	27		3	43.07	11	6,772.2		
	478.	28	22	6			28	5	3	28	28		6	38.16	20	5,525.5		
	479.	29	15	13	1		29	7	1	28	28		13	35.76	8	5,537.7		
	480.	69	37	31		1	69	17		68	67		30	27.30	29	6,465.5		
	487.	12	9	3			12			12	12		3	41.33	9	8,444.4		
	488.	38	17	20		1	38	12		37	37	2	20	32.40	12	6,750.0		
	489.	18	15	3			18	5	3	18	18		3	33.33	15	5,966.6		
	490.	1																
	491.	6	4	2			6	2		6	6		2		3	7,233.3		
	492.	15	12	3			15	8	8	15	15	10	3	18.33	10	2,960.0		
	493.	53	35	16		2	53	51	37	51	45		15	20.26	33	2,300.0		
	494.	1																
	495.	1																
	496.	15	8	7			13	13	11	15	14	2	6	9.83	5	2,500.0		
	497.	12	6	5	1		12	12	10	11	11		4	10.75	4	1,700.0		
	498.	11	9	2			10	10	6	11	11		2		9	1,955.5		
	499.	8	5	3			8	8	3	8	8		5		5	2,420.0		
	500.	21	15	6			19	19	10	21	21	2	5	6.40	11	2,245.5		
	501.	8	4	4			8	7	4	8	8		4	13.00	3	2,400.0		
	502.	11	9	2			10	10	7	11	11	4	2		7	1,757.7		
	510.	22	20	1		1	22	1	1	21	21		1		20	15,000.0		
	511.	8	5	3			8			8	8		3	56.66	4	13,000.0		
	512.	16	13	3			16			16	16		3	76.66	12	15,583.3		
	6	PART IN BLOCK AREA A																
		107.	12	8	3		1	11	10	4	11	11	3	3	18.33	6	3,683.3	
		108.	17	14	3			17	13	5	17	17	3	3	16.00	14	3,357.7	
		109.	9	7	2			9	6	2	9	9		1		6	4,100.0	
		110.	10	8	2			10	9	2	10	10		1		7	3,185.5	
		111.	12	5	7			11	11	10	12	12	1	6	18.66	5	2,360.0	
		164.	17	14	3			16	16	10	17	16		3	22.33	13	1,607.7	
		165.	18	16	2			18	14	5	18	18		2		15	3,740.0	
		166.	23	17	6			23	20	10	23	23		6	18.33	14	3,300.0	
		168.	22	14	8			22	20	8	22	22		8	23.00	12	2,483.3	
		169.	17	8	9			16	11	1	17	16		7	22.57	7	4,200.0	
		227.	11	6	5			11	4	1	11	11		4	37.75	5	4,940.0	
		228.	35	24	11			34	13	9	35	35		8	30.62	23	3,847.7	
271.		13	8	5			10	2		13	13		4	25.25	7	7,571.1		
272.		15	6	8		1	15	15	2	14	14		7	29.28	5	9,300.0		
273.		16	13	3			16	2	5	16	16		2		9	6,722.2		
274.		35	16	19			35	5		35	35		19	28.47	13	8,115.5		
275.		15	7	8			15	7		15	15		8	22.50	7	6,428.8		
276.		7	3	4			7	7		7	7		3	50.33	2			
279.		90	65	25			89	6	1	90	88		24	46.16	48	11,020.0		
280.		20	20				20			20	20		20		20	13,975.5		
281.		11	8	3			11	4		11	11		3	26.66	5	6,700.0		
282.		25	14	11			25	9	1	25	25		10	22.80	11	7,863.3		
283.		12	10	1		1	11	1		11	10		1		7	7,857.7		
284.		7	6	1			7	1		7	7		1		5	7,600.0		
285.		18	11	6			18	13	3	17	17	1	5	30.20	10	7,450.0		
286.		23	15	8		1	23	12		23	23		8	35.50	11	8,045.5		
287.		26	16	8		2	26	2		24	24		9	30.88	13	7,769.9		
288.		28	15	13			28	28		28	28		13	34.46	9	7,666.6		
289.		32	20	12			32	13		32	32	1	12	39.08	15	8,400.0		
290.		39	27	12			37	9	2	39	37		11	32.81	18	6,022.2		
342.		51	18	33			51	16	2	51	51		32	30.59	7	6,428.8		
343.		24	14	10			24	7		24	24	1	9	33.88	11	8,054.4		
344.		28	17	11			28	1		28	28		10	40.90	12	7,941.1		
345.		35	10	25			35	8		35	35		25	28.60	2			
346.		34	11	22		1	34	5	1	33	33		22	27.04	7	6,500.0		
347.		33	20	13			33	1		33	33		13	41.53	12	8,416.6		
348.		29	15	12		2	29	7		27	27		12	32.00	9	8,800.0		
349.		35	19	16			35	3		35	35	3	16	33.93	12	6,958.8		
350.		28	13	15			27	2		28	28	1	15	32.60	11	7,563.3		
351.		27	12	15			26	3		27	27	1	11	41.00	10	8,400.0		
352.		49	28	21			46	7		49	46		20	37.80	26	9,923.3		
353.		18	11	6		1	16			17	17		6	40.83	9	9,000.0		
354.		21	8	13			21	2		21	21		13	42.84	7	7,642.2		
355.		13	5	7		1	12			12	12	1	7	40.14	4	7,375.5		
356.	24	15	8		1	22	1	1	23	23		8	30.12	15	8,460.0			
357.	23	12	11			22	7		23	23		11	27.09	12	9,583.3			
358.	7	1	5			7			6	6		5	35.80					
359.	51	25	25		1	50	3		50	49		25	33.24	16	6,593.3			
360.	17	12	5			17			17	17		5	29.00	9	7,577.7			
361.	17	6	11			17			17	17		11	34.81	5	6,600.0			
362.	31	23	8			31			31	31		8	42.75	20	7,875.5			

<sup>1</sup>For renter - occupied dwelling units and vacant nonseasonal not dilapidated units, for rent.  
<sup>2</sup>For owner - occupied dwelling units and vacant nonseasonal not dilapidated units, for sale only.

HOUSING—BLOCK STATISTICS

Table 3.—CHARACTERISTICS OF HOUSING FOR WARDS, BY BLOCKS: 1950—Con.

Ward	Block	All dwelling units by occupancy and tenure					All dwelling units by condition and plumbing facilities			Occupied dwelling units			Contract monthly rent <sup>1</sup>		Value <sup>2</sup> of one-dwelling-unit structures			
		Total	Owner occupied	Renter occupied	Vacant non-seasonal not dilap., for rent or sale	Other vacant and non-resident	Number reporting	No private bath or dilap.	No running water or dilap.	Total	Persons per room		Number reporting	Average monthly rent (dollars)	Number reporting	Average value (dollars)		
											Number reporting	1.51 or more					Occupied by non-white	
6	363	11	7	4					11	11								
	364	6	3	2	1				6	5	1		67.50	7	7.785			
	365	10	7	3				1	10	10			27.33	7	10.642			
	366	12	7	3	1				12	11			58.80	6	7.500			
	367	8	6	2					8	7				5	7.320			
	368	12	8	4					12	12			29.50	8	12.625			
	369	14	14						14	14				13	13.230			
	370	15	13	2					15	14				13	14.092			
	371	9	9						9	9				13	12.444			
	372	10	10						10	10				10	14.100			
	373	14	11	3					14	14				2	12.500			
	374	24	23	1					24	24				1	13.500			
	375	8	8						8	8					8	10.687		
	376	4	4						4	4					4	13.500		
	377	12	3	9					12	11			45.14	2				
	379	1							1	1					2			
	380	7	5	2					7	7					2	8.800		
	381	8	7	1					8	8					1	4.750		
	382	16	8	8					16	16	1	1	47.14	5	4.500			
	383	1							1									
	384	10		10					10	10								
	385	26	10	16					26	26			37.88					
	386	2							2	2			27.43	7	6.785			
	387	27	11	14	1	1			23	25	1	1	31.00	7	7.557			
	390	9		9					9	9			29.55					
	391	1							1	1								
	392	15	6	9					14	14	1		36.37	4	8.875			
	393	6	4	2					6	6					3	8.333		
	395	16	7	9					16	16					4	8.000		
	396	33	14	18	1				33	32			32.44	4	8.000			
	397	35	13	22					35	35			39.61	8	6.125			
	398	18	10	8					18	18					4	6.500		
	399	49	11	38					45	49			31.86	4	6.500			
	400	21	5	16					21	21	1		47.75	6	5.366			
	401	34	11	22	1				33	31			32.91	6	7.916			
	402	26	8	17	1				26	23	1		31.62	1	9.000			
	403	29	8	19		2			29	25			40.00	6	9.250			
	404	57	13	43	1	2			56	57	1		28.05	5	8.200			
	405	47	9	34	1				45	41	2	5	26.52	8	9.562			
	406	38	12	25	1				36	37			30.21	4	6.950			
										36			28.96	4	9.250			
	452	5	2	3					5	5	1		24.00	2				
	6	PART IN BLOCK AREA B																
		29	45	5	40				45	14	2		45	45	1	4	37	32.78
		30	52	15	36				50	32	10		52	52		3	32	26.12
31		41	18	23	1	1		34	7	5		40	39		1	31	27.32	
32		15	1	14				12	7			15	15			14	30.07	
33		20	4	15		1		20	3			20	20			15	36.00	
34		18		18				17	12	2		18	18			14	33.83	
35		23	8	15				21	7	4		23	23			14	28.21	
36		37	17	19				36	7	2		36	34	1		17	26.52	
37		2																
38		19	4	14	1			18	5			18	18			15	33.26	
39		36	13	23				31	7	1		36	36	3		22	31.95	
40		57	31	26				57	9	2		57	57	2		25	42.16	
41		17	10	6				17	4	2		16	16			6	35.50	
42		32	8	24		1		31	9	1		32	32			24	35.16	
43		19	8	11				18	2			19	18			10	38.90	
44		11	4	7				8	6	1		10	10			6	22.83	
45		5	2	3				3	1	1		5	5			3	45.00	
46		12	7	4	1			11	4	1		11	11			3	43.33	
47		14	8	6				13	3			14	14			6	45.66	
48		10	8	2				10	5	1		10	10			2		
49		20	11	9				20	9	3		20	20	1		8	20.50	
50		37	14	22	1			34	9	3		36	36	2		22	37.00	
51		21	11	9		1		21	6	3		20	20			9	31.11	
52		21	16	5				21	8	6		21	21	5		5	19.20	
53		8	5	3				8	2	2		8	8	4		3	18.00	
54		15	9	6				15	8	1		15	15	1		6	34.00	
55		50	31	19				49	1			50	50			17	47.29	
56		6	3	3				4	4			6	6			2		
57		31	17	13				30	9	1		30	30	1		12	38.33	
58		24	10	14				24	4	1		24	24			11	44.45	
59		74	27	45	1	1		58	8	2		72	67		3	42	40.83	
60		68	18	49	1			67	18	1		67	67	1		49	29.12	
61		104	20	75	1			82	18	5		95	94	7		78	36.33	
191		13	9	4				13	3			13	13			4	45.50	
192	30	15	14	1			28	5			29	29			15	43.86		
193	8	4	4				8	8			8	8			4	35.00		
194	16	10	6				15	3	1		16	15	1		5	44.60		
195	7	4	3				5	3	1		7	7			2	26.66		
196	50	37	13				41	6	1		50	45			10	38.80		
197	18	13	4				18	4			17	17	1	1	3	22.33		
198	18	4	14				17	1			18	17			14	35.64		
199	46	8	37		1		44	2			45	45	5	10	37	36.78		

<sup>1</sup>For renter - occupied dwelling units and vacant nonseasonal not dilapidated units, for rent.  
<sup>2</sup>For owner - occupied dwelling units and vacant nonseasonal not dilapidated units, for sale only.

Table 3.—CHARACTERISTICS OF HOUSING FOR WARDS, BY BLOCKS: 1950—Con.

Ward	Block	All dwelling units by occupancy and tenure					All dwelling units by condition and plumbing facilities			Occupied dwelling units			Contract monthly rent <sup>1</sup>		Value <sup>2</sup> of one-dwelling-unit structures			
		Total	Owner occupied	Renter occupied	Vacant non-seasonal not dilap., for rent or sale	Other vacant and non-resident	Number reporting	No private bath or dilap.	No running water or dilap.	Total	Persons per room		Occupied by non-white	Number reporting	Average monthly rent (dollars)	Number reporting	Average value (dollars)	
											Number reporting	1.51 or more						
6	200	45	25	20			39	9	1	45	42	2	3	18	29.61	16	8.750	
	202	3	3				3			3	3			6	33.50	3	6.166	
	203	16	10	6			16	5	3	16	16	1		4	42.50	1	4.777	
	204	7	3	4			7	3		7	7			2		8	7.050	
	205	10	7	2		1	10	2	1	6	6	1				3	5.500	
	206	6	6				6	2		18	17			12	44.25	5	8.200	
	207	19	6	12		1	19	2		13	13		4	6	26.66	6	7.333	
	208	14	7	6			13	4		7	7			3	19.66	4	5.875	
	211	7	4	3			6	2		4	4			3	25.00	10	5.890	
	212	14	10	4			14	5		14	14	1	2					
	215	44	30	14			43	7	2	44	44		1	13	36.23	24	7.883	
	7	169	65	3	58		63	43	31	4	61	59	11	5	55	31.18	4	5.750
		170	51	7	44		51	19	13		51	51	1	1	41	38.00	3	7.333
		171	13	4	8		13	6	1		12	12		8	8	31.25	1	
		172	71	4	62		66	32	11		66	66		6	61	38.52	3	
173		28	5	20		24	12	2		25	25		2	21	46.28	1		
174		47	6	40		45	18	3		46	46		3	39	41.66			
175		33	7	26		29	16	12		33	30	5	1	22	27.59	3	7.833	
176		25	5	19		25	2			24	23			17	36.17	1		
177		33	10	23		31	6			33	31		1	22	29.95	1		
178		16	5	11		16	2			16	16			11	32.18	3	8.333	
179		73	27	46		73	29		2	73	72	1	1	42	38.73	8	5.700	
180		41	10	31		41	15			41	41		3	29	37.37	6	5.550	
181		43	13	28		41	19			41	39			28	32.25	4	4.625	
182		59	15	42		59	11			57	57			40	33.77	3	8.000	
183		21	9	12		21	6			21	21			12	27.33	5	22.300	
184		6	5			6				5	5			1		4	6.600	
185		15	3	12		15				15	15			12	37.58	1		
186		33	11	21		32	7			32	32			20	37.90	7	7.071	
187		45	19	26		44	5			45	45			25	35.84	9	8.177	
188		10	3	7		10				10	10			7	28.42	1		
189		54	32	22		53	1			54	53			22	31.13	20	9.350	
190		40	25	15		40	4		1	40	40	2		14	35.92	20	8.020	
206		11	6	4		11	4		4	10	10			2		4	5.125	
207		17	10	7		16	7			17	17			6	33.50	5	4.620	
209		17	7	9		17	8			16	16		3	7	34.14	5	5.600	
210		5	2	1		5	2			5	5			1		1		
213		15	10	5		15	1			15	15			3	41.00	10	6.820	
214		10	3	6		9	3			9	9			6	23.33	2		
215		103	52	50		100	7			102	102		3	47	27.36	37	6.629	
216		58	22	36		58	18			58	58			22	35.47	13	5.638	
217		50	30	20		50	30	4		50	46	5	46	20	23.85	22	4.318	
218		7	5	2		7	12			7	7			2		4	6.825	
219		34	16	18		31	12			34	30			16	25.25	9	6.666	
220		51	16	35		51	16			55	51			20	25.94	9	4.888	
221		19	3	16		18	5			19	19			16	31.93	1		
222		37	17	20		30	21			37	37			19	22.21	5	4.980	
223		114	61	53		111	34			114	112			49	24.69	39	5.225	
224		58	17	41		57	29			58	58			40	31.15	8	7.350	
225		26	6	19		25	19			25	23			15	30.55	1		
226		24	10	13		22	8			23	23			13	33.30	6	7.166	
329		29	17	12		29				29	28			11	36.18	9	8.555	
332		26	13	13		26				26	26			13	35.15	10	8.600	
333		26	9	16		26	5			25	25	1	3	17	42.58	6	8.083	
334		22	15	5		19				20	19			5	31.80	11	8.418	
335		19	13	6		17				19	17			5	30.80	10	7.930	
336	40	21	18		38	12		8	39	39		1	18	30.27	14	5.635		
337	51	21	29		49	20			50	50		3	27	27.25	9	5.311		
338	33	19	14		33				33	33			13	36.84	13	7.800		
339	25	15	10		25	2			25	25			10	38.44	12	8.500		
340	27	17	10		27				27	27			9	35.50	14	8.321		
341	35	20	14		34	1			34	34			14	41.85	15	9.566		
342	22	12	10		22	14		4	22	22		1	9	23.11	10	3.800		
343	12	7	5		12				12	12			5	32.00	6	9.250		
344	58	35	23		56	17			58	58		1	21	31.38	27	5.129		
346	39	22	17		39	31		7	39	39			15	22.73	20	3.410		
347	48	36	12		47	15			48	47			12	25.25	24	5.558		
348	39	25	14		39	6			39	39			13	21.00	21	5.823		
349	14	10	4		14	7			14	14			4	27.07	10	4.050		
350	29	16	13		29	11			29	29			13	27.07	12	4.866		
351	25	17	8		25	8			25	25			8	35.50	14	8.321		
352	59	35	24		59	29			59	59		6	21	18.09	32	4.940		
353	19	11	5		19	11			16	16			4	26.75	10	5.680		
354	7	4	3		7	6			7	7		1	3	21.66	3	3.500		
355	9	9			9	6			9	9			7		7	4.185		
356	18	15	2		18	10			17	17			1		14	3.407		
357	12	6	6		12	5			12	12			4		5	3.900		
358	13	10	3		13	10			13	13			1		10	2.830		
359	1																	
362	4	3	1		4	1			4	4			4		3	3.500		
363	6	6			6	3			6	6		1	6		6	4.333		
364	2																	
366	2																	

<sup>1</sup>For renter - occupied dwelling units and vacant nonseasonal not dilapidated units, for rent.  
<sup>2</sup>For owner - occupied dwelling units and vacant nonseasonal not dilapidated units, for sale only.

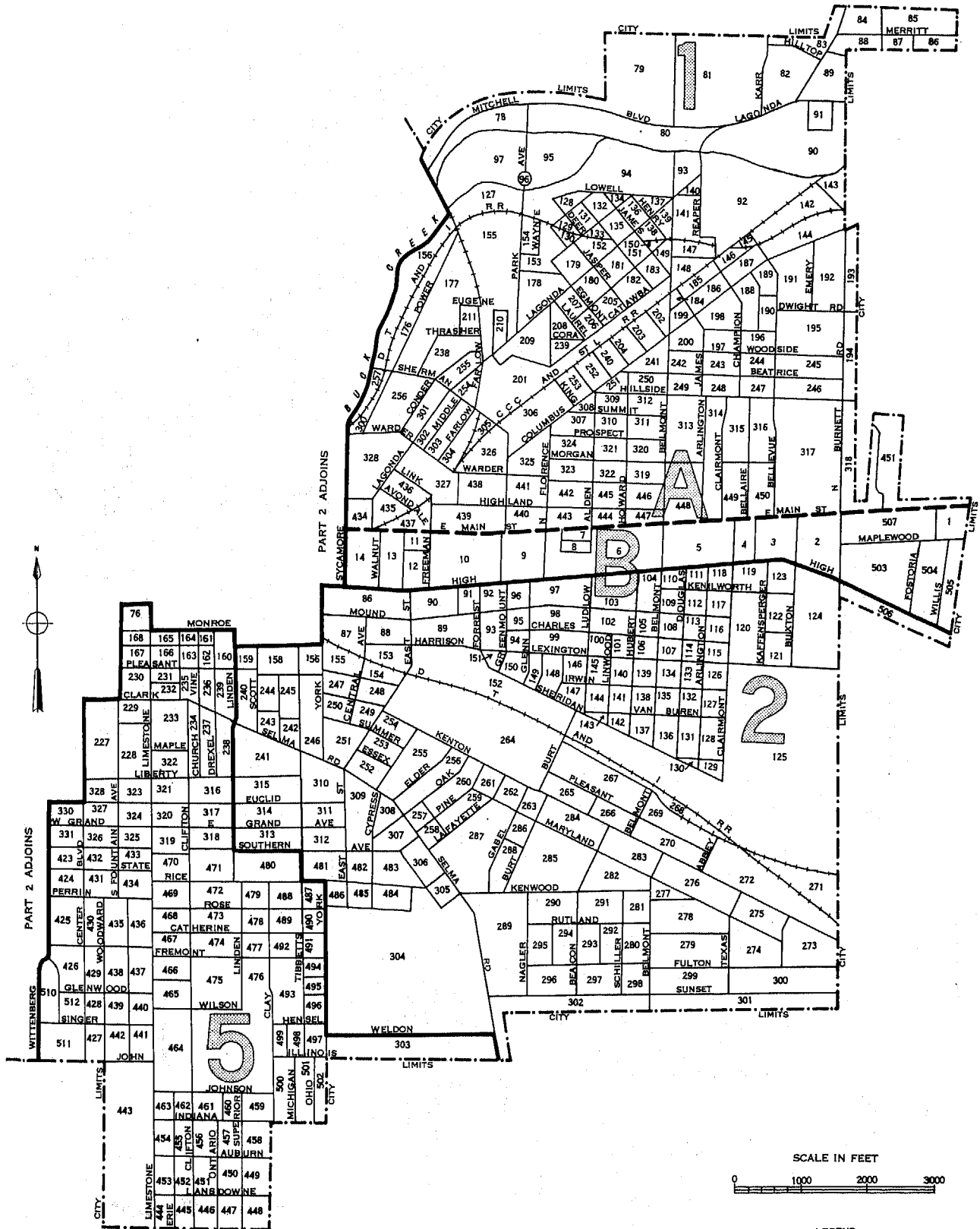
HOUSING—BLOCK STATISTICS

Table 3.—CHARACTERISTICS OF HOUSING FOR WARDS, BY BLOCKS: 1950—Con.

Ward	Block	All dwelling units by occupancy and tenure				All dwelling units by condition and plumbing facilities			Occupied dwelling units			Contract monthly rent <sup>1</sup>		Value <sup>2</sup> of one-dwelling-unit structures			
		Total	Owner occupied	Renter occupied	Vacant non-seasonal not dilap., for rent or sale	Other vacant and non-resident	Number reporting	No private bath or dilap.	No running water or dilap.	Total	Persons per room		Occupied by non-white	Number reporting	Average monthly rent (dollars)	Number reporting	Average value (dollars)
											Number reporting	1.51 or more					
7	367	2							3	3					3	7,666	
	368	4	3			1			9	9					8	6,500	
	369	2	9														
	370	9															
	371	29	19	10					29	15	4			9	14	5,171	
	372	19	13	6					18	12	7			4	9	5,511	
	373	3															
	374	2	2	1					3	2			1	1	2		
	375	23	17	6					23	23	19		1	5	15	1,493	
	376	13	6	5		2			13	13	8		3	5	5	2,100	
	377	6	3	3					6	6	5		4	2	2		
	378	23	13	9		1			23	23	23		6	8	12	1,350	
	379	1															
	380	12	9	3					11	8	6		12	3	7	4,385	
	381	31	22	8		1			28	27	19		25	3	15	2,466	
	382	19	15	4					18	18	12		16	3	11	2,690	
	383	17	11	5	1				15	15	12		13	3	10	1,700	
	384	21	14	7					20	20	17		17	1	13	1,953	
	386	9	6	2		1			9	5	8		8	2	6	4,416	
	387	11	8	3					11	8			1	2	7	4,857	
	388	12	11	1					12	10			12	1	11	4,409	
	389	12	11	1					12	6	1		12	1	11	5,163	
	391	12	9	3					11	9	4		10	3	6	2,383	
	392	17	13	4					17	17	10		15	4	12	2,016	
	393	13	9	4					13	10	6		12	3	7	2,800	
	394	10	6	3		1			9	7	2		6	3	5	2,900	
	395	22	15	5		2			21	13	5		20	2	14	3,442	
	396	26	22	4					26	13	3		24	4	16	3,811	
	397	33	22	10		1			31	19	11		32	3	15	2,880	
	398	13	9	4					13	7	4		13	3	8	2,525	
	399	77	56	16		5			76	53	41		72	13	51	3,515	
	401	9	7	2					9	6	1		9	1	7	3,457	
	402	8	7			1			8	3	7		7		6	6,100	
	403	7	6	1					7	2	7		7	1	3	6,550	
	404	13	13						13	8			13		1	4,307	
	406	1															
	407	14	10	3		1			14	10	2		13	3	7	5,285	
	408	12	12						12	4	3		12	1	9	6,455	
	409	61	10	50	1				60	11	2		60	4	8	3,462	
	410	18	9	8	1				16	7	1		17	1	7	4,114	
	411	18	8	9		1			18	8	5		17	2	5	3,760	
	412	7	5	2					7	3			7	2	5	6,300	
	413	17	14	3					16	14	7		16	3	14	9,114	
	414	14	8	5	1				14	8	4		13	1	9	4,700	
	415	26	20	5		1			26	2			25	5	17	7,964	
	416	21	20	1					21	21	21		21	1	17	11,029	
	417	20	19	1					20	20	20		20	1	19	13,157	
	418	23	21	2					23	23	23		23	2	17	12,323	
	419	21	18	3					21	21	20		21	3	17	13,117	
	420	16	13	3					16	16	16		16	2	13	13,192	
421	17	14	3					17					3	14	11,214		
422	21	15	5	1				20					5	13	9,292		
508	2																
509	28	26	2					28					2	25	16,800		

<sup>1</sup>For renter - occupied dwelling units and vacant nonseasonal not dilapidated units, for rent.  
<sup>2</sup>For owner - occupied dwelling units and vacant nonseasonal not dilapidated units, for sale only.

SPRINGFIELD, OHIO. BY WARDS AND BLOCKS: 1950  
PART 1 OF 2 PARTS



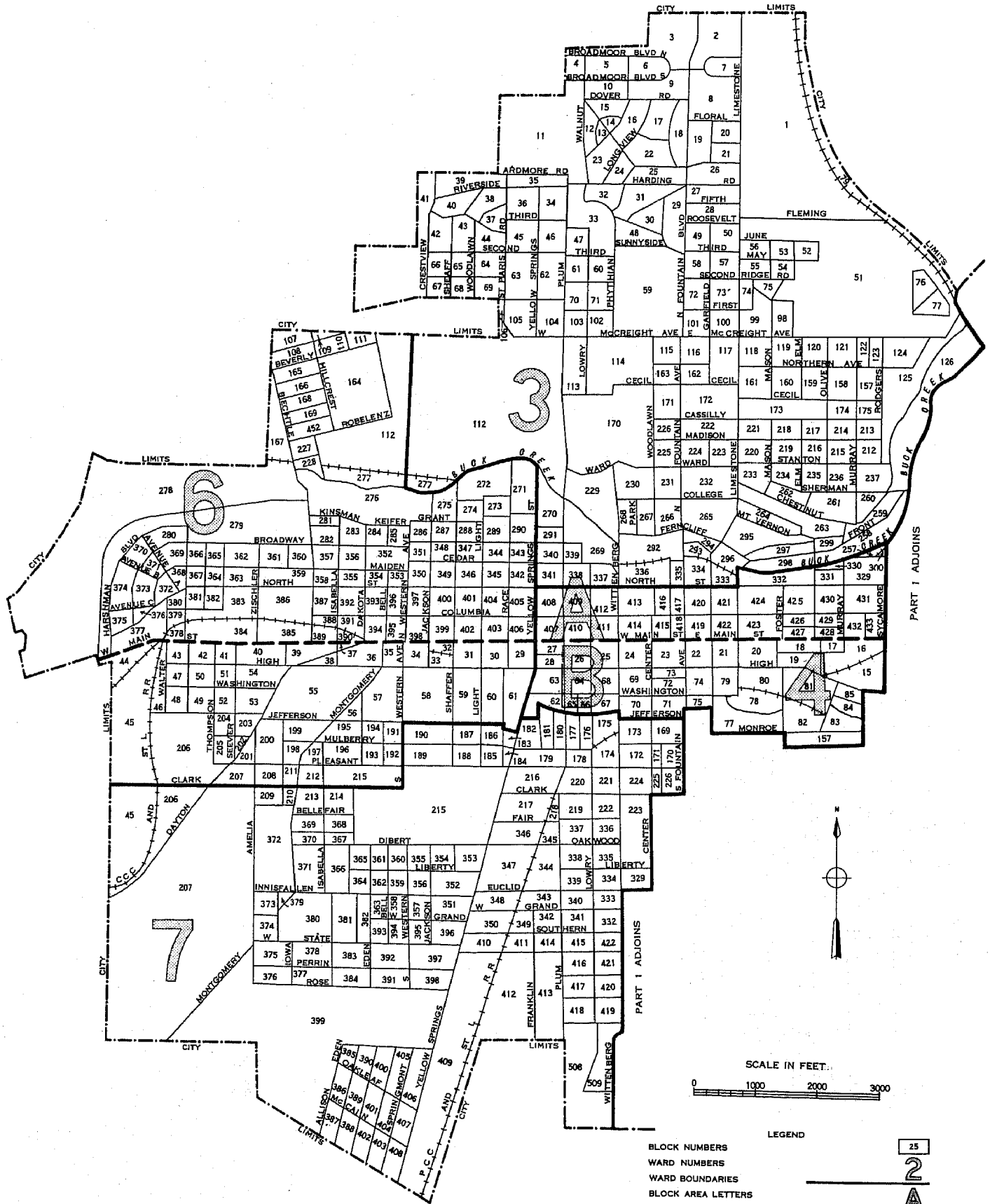
LEGEND

- BLOCK NUMBERS
- WARD NUMBERS
- WARD BOUNDARIES
- BLOCK AREA LETTERS
- BLOCK AREA BOUNDARIES
- U.S. DEPARTMENT OF COMMERCE, BUREAU OF THE CENSUS

25  
**2**  
**A**

# SPRINGFIELD, OHIO, BY WARDS AND BLOCKS: 1950

PART 2 OF 2 PARTS



LEGEND

- BLOCK NUMBERS
- WARD NUMBERS
- WARD BOUNDARIES
- BLOCK AREA LETTERS
- BLOCK AREA BOUNDARIES
- U.S. DEPARTMENT OF COMMERCE, BUREAU OF THE CENSUS

25  
2  
A